

OMAHA  
**STORM CHASERS**



# 2023

## Media Guide



PROUD TRIPLE-A AFFILIATE SINCE 1969



# 2023 SCHEDULE

## MARCH / APRIL

SUN	MON	TUE	WED	THU	FRI	SAT
					31 IND 6:05	1 IND 12:35
2 IND 12:35	3	4 TOL 6:35	5 TOL 12:05	6 TOL 12:05	7 TOL 6:35	8 TOL 2:05
9 TOL 2:05	10	11 IOW 6:38	12 IOW 12:08	13 IOW 6:38	14 IOW 7:08	15 IOW 3:08
16 IOW 1:08	17	18 GWN 6:35	19 GWN 12:05	20 GWN 6:35	21 GWN 6:35	22 GWN 2:05
23 GWN 2:05	24	25 NAS 6:35	26 NAS 6:35	27 NAS 6:35	28 NAS 6:35	29 NAS 6:35
30 NAS 2:85						

## MAY

SUN	MON	TUE	WED	THU	FRI	SAT
		2 LOU 12:05	3 LOU 11:05	4 LOU 6:35	5 LOU 6:35	6 LOU 6:35
7 LOU 2:05	8	9 SWB 5:05	10 SWB 10:05	11 SWB 5:35	12 SWB 5:35	13 SWB 3:05
14 SWB 12:05	15	16 TOL 6:35	17 TOL 6:35	18 TOL 6:35	19 TOL 6:35	20 TOL 6:35
21 TOL 5:05	22	23 STP 11:07	24 STP 7:07	25 STP 7:07	26 STP 7:07	27 STP 7:07
28 STP 5:07	29	30 MEM 7:05	31 MEM 7:05			

## JUNE

SUN	MON	TUE	WED	THU	FRI	SAT
				1 MEM 7:05	2 MEM 7:05	3 MEM 7:05
4 MEM 5:05	5	6 IND 6:05	7 IND 12:35	8 IND 6:05	9 IND 6:05	10 IND 6:05
11 IND 12:35	12	13 COL 7:05	14 COL 12:05	15 COL 7:05	16 COL 7:05	17 COL 7:05
18 COL 2:05	19	20 ROC 5:45	21 ROC 12:05	22 ROC 5:45	23 ROC 5:45	24 ROC 5:45
25 ROC 12:05	26	27	28 IOW 12:05	29 IOW 7:05	30 IOW 7:05	

## JULY

SUN	MON	TUE	WED	THU	FRI	SAT
						1 IOW 7:05
2 IOW 2:05	3 IOW 7:05	4 GWN 6:05	5 GWN 6:05	6 GWN 6:05	7 GWN 6:05	8 GWN 5:05
9 GWN 12:05	10	11	12	13	14 IND 7:05	15 IND 7:05
16 IND 5:05	17	18 STP 12:05	19 STP 7:05	20 STP 7:05	21 STP 7:05	22 STP 7:05
23 STP 5:05	24	25 COL 6:05	26 COL 11:05	27 COL 6:05	28 COL 6:05	29 COL 6:05
30 COL 3:05	31					

## AUGUST

SUN	MON	TUE	WED	THU	FRI	SAT
		1 LOU 5:35	2 LOU 5:35	3 LOU 5:35	4 LOU 6:15	5 LOU 6:15
6 LOU 12:05	7	8 IOW 7:05	9 IOW 7:05	10 IOW 7:05	11 IOW 7:05	12 IOW 5:35
13 IOW 5:05	14	15 TOL 5:35	16 TOL 5:35	17 TOL 5:35	18 TOL 6:05	19 TOL 6:05
20 TOL 3:05	21	22 STP 6:35	23 STP 6:35	24 STP 6:35	25 STP 6:35	26 STP 6:35
27 STP 2:05	28	29 LOU 6:35	30 LOU 6:35	31 LOU 6:35		

## SEPTEMBER

SUN	MON	TUE	WED	THU	FRI	SAT
					1 LOU 6:35	2 LOU 6:35
3 LOU 2:05	4	5 IOW 6:38	6 IOW 12:08	7 IOW 6:38	8 IOW 7:08	9 IOW 6:08
10 IOW 1:08	11	12 IND 12:05	13 IND 6:35	14 IND 6:35	15 IND 6:35	16 IND 5:35
17 IND 2:05	18	19 COL 5:15	20 COL 5:15	21 COL 5:35	22 COL 6:05	23 COL 12:05
24 COL 12:05	25	26	27	28	29	30

ALL TIMES CENTRAL • SCHEDULE SUBJECT TO CHANGE

HOME

\* FIREWORKS

AWAY

OPPONENTS

COL - Columbus Clippers (CLE)  
GWN - Gwinnett Stripers (ATL)  
IND - Indianapolis Indians (PIT)  
IOW - Iowa Cubs (CHC)

LOU - Louisville Bats (CIN)  
MEM - Memphis Redbirds (STL)  
NAS - Nashville Sounds (MIL)  
ROC - Rochester Red Wings (WAS)

STP - St. Paul Saints (MIN)  
SWB - Scranton/Wilkes-Barre RailRiders (NYY)  
TOL - Toledo Mud Hens (DET)



CATCH EVERY GAME LIVE ON





# 2023 OMAHA STORM CHASERS MEDIA & INFORMATION GUIDE



## TABLE OF CONTENTS

<b>STORM CHASERS ORGANIZATION</b>	<b>2-4</b>	Top 10 - Career Records.....	118-121
Front Office .....	2	Yearly Omaha Batting Leaders.....	122-123
Ownership.....	3-4	Yearly Omaha Pitching Leaders.....	124-125
<b>2023 OMAHA STORM CHASERS</b>	<b>5-75</b>	On-Base and Hitting Streak Records.....	126-129
Manager Mike Jirschele .....	6-7	Last Time It Happened.....	130-133
Field Staff.....	8-11	Storm Chasers Scorigami.....	134
Storm Chasers Players.....	12 to 73	Last Time The Score Was.....	135
Storm Chasers Travel .....	74-75	Postseason History.....	136
<b>2022 SEASON IN REVIEW</b>	<b>76-83</b>	Postseason Records.....	137
2022 Season Notes.....	77	Postseason Results.....	138-141
2022 Storm Chasers Schedule/Results.....	78-79	Omaha All-Stars.....	142
2022 Storm Chasers Roster.....	80	Omaha Awards and Recognitions .....	143
2022 Storm Chasers Statistics.....	81	Omaha Opening Day Lineups.....	144-146
2022 Triple-A East Standings and Attendance.....	82	Omaha All-Time Logos.....	147
2022 Triple-A East Statistics.....	83	<b>LEAGUE INFORMATION</b>	<b>148-159</b>
<b>PLAYER AND COACH DATABASE</b>	<b>84-100</b>	International League Information .....	149
Omaha All-Time Roster .....	85-93	International League Opponents .....	150-159
All-Time Managers and Coaches.....	94-95	International League Logos.....	159
Omaha MLB Alumni.....	96-100	<b>ROYALS ORGANIZATION</b>	<b>160-169</b>
<b>HISTORY AND RECORDS</b>	<b>101-147</b>	Royals Minor League Affiliates.....	161-165
Year-by-Year Records .....	102	2022 Royals Minor League Leaders.....	166-167
All-Time Records vs. Opponents.....	103	All-Time Kansas City Royals Affiliates.....	168
Manager and Attendance Records.....	104	2022 Royals Minor League Award Winners.....	168
Year-by-Year Attendance.....	105	Storm Chasers Alumni to debut with Kansas City.....	169
Team Records .....	106-107	Top Prospects and Draft Picks of the Decade.....	169
Individual Records.....	108-109	<b>GENERAL INFORMATION</b>	<b>170-173</b>
Top 10 - Single Game Records.....	110-113	Werner Park Information.....	171
Top 10 - Single Season Records.....	114-117	Broadcast Information.....	172
		Media Guidelines, Batting Practice Information.....	173
		<b>OTHER INFORMATION</b>	
Franchise Ownership History.....	4	Franchise Single-Season Home Run Leaders.....	107
All-Time Omaha Managers.....	7	Franchise Retired Numbers .....	125
World Series Champions to Play for the Chasers.....	25	Legends of Omaha Baseball.....	131
1st Round Draft Picks to Play for the Chasers.....	65	No-Hitters Involving Omaha .....	132
Omaha Players to become Omaha Managers .....	95	Werner Park Firsts.....	136
Franchise Relationship with Kansas City.....	106	History of Omaha Baseball Teams.....	149

The 2023 Omaha Storm Chasers Media and Information Guide is a production of the Omaha Storm Chasers Media Relations Department. All information is current as of March 22, 2023. This publication was researched, written, and edited by Nicholas Badders. Editorial assistance provided by Jack Livers, Alex Seder, Katie Scott and Nina Sobotka. Layout and design by Nicholas Badders with artwork, including Front Cover, provided by Alex Seder. Previous contributions by Jake Eisenberg, Justin Rolles, Tony Boone, Andrew Green, Scott Popp, and Mark Nasser.

Photos used in this publication are credited to Minda Haas Kuhlmann, Brad Williams Photography, Omaha Storm Chasers, Kansas City Royals, and Minor League Baseball.

Statistical information provided in part by Major League Baseball Advanced Media (MLBAM), 75 North Avenue, 5th Floor, New York, NY 10011

Further information is available by contacting the Omaha Storm Chasers Media Relations Department by phone at (402) 738-5100 or via e-mail at [pr@omahastormchasers.com](mailto:pr@omahastormchasers.com).

© 2023 Omaha Storm Chasers

# FRONT OFFICE

## Werner Park

12356 Ballpark Way, Papillion, Nebraska, 68046

Phone: (402) 738-5100

www.omahastormchasers.com

pr@omahastormchasers.com

facebook.com/OmahaStormChasers

Twitter: @OMASTormChasers | Instagram: @omahastormchasers



## OWNERSHIP

Chief Executive Officer, Managing Owner.....	Gary Green
Managing Partner .....	Larry Botel
General Partner .....	Eric Foss
General Partner .....	Brian Callaghan
General Partner .....	Peter Huff
General Partner .....	Evan Friend
General Partner .....	Stephen Alepa

## LEADERSHIP

President.....	Martie Cordaro
Vice President and General Manager.....	Laurie Schlender
Assistant General Manager, Sales .....	Marcus Sabata
Assistant General Manager, Tickets & Operations .....	Zach Ziler

## ADMINISTRATIVE

Bookkeeper .....	Pennie Martindale
Front Office Assistant .....	Donna Kostal
Front Office Assistant.....	Michelle VanBemmelen
Customer Service Assistant .....	Kim Wood

## COMMUNITY

Manager of Human Resources & Community Affairs.....	Aniya Tate
---	------------

## TICKETING, SALES & RETAIL

Manager of Lead Development .....	Blake Paris
Senior Corporate Sales Executive.....	Bob Flannery
Client Services Manager .....	Skyler Clough
Client Services Coordinator .....	Autumn Brosius
Ticket Operations Manager .....	Reilly Raube
Group Sales Manager.....	Dru Sauer
Group Ticket Sales Executive.....	Landon Caldwell
Group Ticket Sales Executive.....	Jacob Garnas
Group Ticket Sales Executive.....	Josh Kalin
Retail Operations Manager .....	Mitch Cunningham
Ticket Operations & Retail Assistant .....	Stevie Buck


## MARKETING & PROMOTIONS

Creative Content Manager.....	Alex Seder
Broadcast & Media Relations Manager .....	Nicholas Badders
Social Media Manager .....	Nina Sobotka
Video & Multimedia Coordinator.....	Clayton Van Horn
Creator of Fun - Promotions & Products .....	Emily Hintz
Game Operations Manager .....	Andrew Rosenau
Promotions & Community Relations Associate .....	Katie Scott
Mascot Coordinator.....	Jack Livers

## BALLPARK OPERATIONS

Director of Operations.....	Matt Sutter
Ballpark Operations Manager .....	Tyler Shaw
Ballpark Operations Assistant .....	Luke Killman
Ballpark Operations Assistant .....	AJ Hope
Head Groundskeeper .....	Kyle Lengfelder
Grounds Manager .....	Tom Walter
Grounds Assistant .....	Drew Kobjerowski
Events Coordinator .....	Anthony Goetz

## GARY GREEN ♂ CEO, MANAGING OWNER



Gary Green is CEO and managing owner of the Omaha Storm Chasers in addition to being the CEO of Alliance Baseball LLC. Alliance Baseball LLC purchased the Storm Chasers in 2012, its second Minor League franchise (Richmond). The Storm Chasers claimed Triple-A National Championships in 2013 and 2014, Green's first two full seasons as CEO and managing owner.

In 2009, Green entered the sports industry as Alliance Building Services and created and executed the maintenance manifest for the inaugural seasons at Yankee Stadium (New York Yankees) and Citi Field (New York Mets). Later that year, Green pursued his lifelong dream of owning a baseball team by joining forces with Larry Botel to form Alliance Baseball LLC.

After the creation of the ownership group, Alliance Baseball LLC negotiated to buy a large stake in the Double-A affiliate of the San Francisco Giants, the Connecticut Defenders. Green and Botel purchased their stake with the full intent of moving the team to Richmond, Va., and helped rename and restructure the team into the Richmond Flying Squirrels. In 2017, Alliance Baseball purchased the baseball publication *Baseball America* as well as the Montgomery Biscuits, the Double-A affiliate of the Tampa Bay Rays. In 2019, Green and Botel teamed up and negotiated to purchase a United Soccer League expansion franchise to bring professional soccer to the Omaha metro. Union Omaha, which plays home matches at Werner Park, began play in USL League One in 2020 and won the USL League One Championship in 2021.

Green is the CEO of Alliance Building Services, a company he founded in 1992 at the age of 26. Through Green's leadership, Alliance has grown into one of the largest privately-held building service companies in North America. Green received his B.A. in Political Science from the University of Vermont in 1988 and his M.B.A. with a concentration in Finance from New York University's Leonard N. Stern School of Business in 1991.

## LARRY BOTEL ♂ MANAGING PARTNER

Larry Botel is the co-founding partner and President of Alliance Baseball LLC. Through Alliance Baseball LLC, Botel is a Managing Partner of the Omaha Storm Chasers and a General Partner of the Richmond Flying Squirrels. He was also part of the group along with Gary Green which purchased *Baseball America* and the Montgomery Biscuits in 2017. He joined Green in bringing professional soccer to the Omaha metro in 2019 with the purchase of a United Soccer League expansion franchise, Union Omaha, which began play in USL League One in 2020 and won the USL League One Championship in 2021.

Botel is the founding partner of JOSS Realty Partners, a New York City-based Real Estate Investment Management firm. JOSS Realty Partners has acquired 17 office buildings totaling over three million square feet with a value of more than \$700 million. His experience in financing and structuring complex deals has enabled him to approach partnering with Green in Alliance Baseball with a level of expertise and experience not often found in the baseball business. Larry received his M.B.A. from the University of Chicago's Booth School of Business in 1993 after earning his B.S.B.A. from Georgetown University in 1988.



# OWNERSHIP GROUP

## BRIAN CALLAGHAN ♂ GENERAL PARTNER

Brian Callaghan is an investor and entrepreneur from Richmond, Va. He is co-founder of Apex Systems, the second-largest IT staffing firm in the United States, and sits on the board of On Assignment (NYSE: ASGN), one of the world's largest professional staffing companies. In addition to the Storm Chasers, Callaghan is also an owner of the Richmond Flying Squirrels (Double-A, San Francisco). Raised in New Jersey and Virginia, he is a 1993 graduate of Virginia Tech. He resides in Richmond with his wife and four children.

## ERIC FOSS ♂ GENERAL PARTNER

Eric Foss is Chairman, President, and CEO of Aramark (NYSE: ARMK), a \$15-billion global provider of food, facilities and uniform services with 270,000 employees in 22 countries. He joined Aramark in 2012 and led the company's successful return to the New York Stock Exchange in December 2013. Before Aramark, Foss enjoyed a 30-year career with Pepsi, where he served as Chairman and CEO of Pepsi Bottling Group and CEO of PepsiCo's Pepsi Beverages Company.

Foss visited Werner Park in 2011 due to Pepsi's role as a premier partner. He was so impressed by the park, the team, and the management staff that when the opportunity of investing in the team was presented to him, he became part of the ownership group.

## STEPHEN ALEPA ♂ GENERAL PARTNER

Stephen Alepa began his baseball career in 1972 as a six-year-old first baseman with Ideal Petroleum. Inspired by Cookie Rojas to become a top-flight bespectacled middle infielder, he kicked around the little leagues for a number of years until latching on with the Park Ridge High School Fighting Owls as a rag-armed, slap-hitting shortstop. He batted .531 and, by far, led the team in errors his senior year. While Alepa still plays baseball, he realized he could pursue his love of the game in other ways. As a manager, he went along for the ride with his son's 2013 and 2014 Little League Championships. At the same time, Alepa joined the Storm Chasers as a general partner just before organization's back-to-back Triple-A Championships in 2013 and 2014.

In his spare time, Alepa currently is CEO of a boutique financial markets consultancy and has been a Partner at Arthur Andersen, a software executive, and a Wall Street trading executive. He is married with three children and is a graduate of Georgetown University. He was also part of the group along with Gary Green who purchased *Baseball America* and the Montgomery Biscuits in 2017.

## PETER HUFF ♂ GENERAL PARTNER

Peter Huff has over 20 years of experience in the private equity industry and has been a partner in several private equity funds raised by Blue Sage Capital, Austin Ventures, and J. H. Whitney. Prior to co-founding Blue Sage in 2002, Huff was a partner at Austin Ventures, a large private equity firm based in Austin, Texas. Before Austin Ventures, he was a managing member at J. H. Whitney, a private equity firm that grew to over \$5-billion of assets under management while Huff was with the firm.

Huff received his undergraduate degree from Southern Methodist University in Dallas, where he graduated first in his class, was President of the Student Center Governing Board, and earned First-Team Academic All-American honors in track and field. Huff has won four medals—including one gold medal at the USA Track and Field Masters Outdoor National Championships, and carried the torch for the 2002 Olympic Games. He earned his MBA from the Stanford Graduate School of Business.

Huff is a member of Young Presidents' Organization and a Founding Board Member of ACG Central Texas and currently chairs the Board for Parker School Uniforms and Primus Sterilizer. He was also part of the group with Gary Green which purchased *Baseball America* and the Montgomery Biscuits in 2017.

## EVAN FRIEND ♂ GENERAL PARTNER

Evan Friend is a retired physician, epidemiologist, and baseball fan from southern California where he currently resides with his wife and two sons. Originally from New Jersey, he attended Rutgers University's Robert Wood Johnson Medical School and did undergraduate and graduate work at both Johns Hopkins University and the University of North Carolina. Friend joined the ownership group in March of 2014.

## FRANCHISE OWNERSHIP HISTORY

**1969:** Kansas City Royals place team-owned club in Omaha.

**1986:** Gus Cherry purchases the Omaha Royals from the Kansas City Royals.

**1991:** Union Pacific Railroad, Warren Buffett, and Walter Scott purchase the Omaha Royals from Gus Cherry on October 1.

**2001:** Matt Minker purchases the majority share of the Omaha Royals from Union Pacific, with Warren Buffett and Walter Scott keeping their shares.

**2006:** Bill Shea purchases the majority share of the Omaha Royals from Matt Minker on March 8, 2006, with Warren Buffett and Walter Scott keeping their shares.

**2012:** Alliance Baseball Omaha, led by Gary Green, purchases the Omaha Storm Chasers on June 20, 2012, as Warren Buffett and Walter Scott both exit ownership of the franchise.



# 2023 OMAHA STORM CHASERS

2023 MEDIA GUIDE



# MIKE JIRSCHLE

jursh-LEE



**BORN:** March 3, 1959 in Clintonville, Wisconsin 🇺🇸 (Opening Day Age: 64)

**RESIDES:** Clintonville, Wisconsin

**DRAFTED:** 5th-Round selection in the 1977 MLB Draft (Texas)

**HIGH SCHOOL:** Clintonville High School (Clintonville, Wisconsin)

**BATS/THROWS:** Right/Right

**PLAYING EXPERIENCE:** 13 seasons (All in MiLB)

## MANAGERIAL AND COACHING CAREER

- **Michael John (Mike) Jirschele** returns for his 15th season as Omaha's manager, his 18th season managing in Minor League Baseball and 32nd season overall with the Kansas City Royals organization. He was named to the position of Storm Chasers manager on January 13, 2023.
- This season, Jirschele embarks on his third stint managing in Omaha, previously serving as the team's skipper from 1995 to 1997 and again from 2003 through the 2013 season, culminating in a Triple-A championship. Over a franchise record 2,013 games managing Omaha, "Jirsch" holds an all-time franchise managerial record of 995-1,018, also making him Omaha's all-time winningest manager.
- In his second stint as Omaha's manager (2003-2013), Jirschele led the team to four division titles, three consecutive trips to the Pacific Coast League Championship Series (2011-2013), two PCL titles (2011, 2013) and the team's first of two Triple-A National Championships (2013).
- Jirschele most recently served as the bench coach under manager **Chris Widger** during the 2022 season with the Northwest Arkansas Naturals (Royals Double-A Affiliate). He spent the 2021 season as Widger's bench coach for the High-A Central Champion Quad Cities River Bandits (Royals High-A Affiliate) and served as Special Assistant to the General Manager in 2020.
- Jirschele joined the Royals' Major League coaching staff on October 25, 2013 and was named Kansas City's third base coach on May 29, 2014 ... spent six seasons in that position through the 2019 season, and won the World Series in 2015.
- Throughout his tenure on Kansas City's Major League staff, Jirschele worked with Royals infielders, helping shortstop **Aldies Escobar** (2015) and first baseman **Eric Hosmer** (2014-2015, 2017) win *Rawlings* Gold Glove Awards. Continuing to work with infielders for the Quad Cities River Bandits in 2021, Jirschele helped second baseman **Michael Massey** win a Minor League Gold Glove, selected as the top defensive second baseman among players in the 11 full-season Minor Leagues.
- Began his coaching career with Kansas City as a coach for the Appleton Foxes from 1990 to 1991 under manager **Joe Breen**. Jirschele began his managerial career in 1992 as the manager of the Gulf Coast League Royals (Royals Rookie Affiliate) and was named GCL Manager of the Year, as he led the team to a 41-18 record and league title.
- After managing the Midwest League's Rockford Royals (Royals Class-A affiliate) to a playoff appearance in 1993, Jirschele led the Carolina League's Wilmington Blue Rocks (Royals Advanced-A affiliate) to a 94-44 record and Mills Cup Championship in 1994, named Minor League Manager of the Year by *The Sporting News*.
- After three seasons managing Triple-A Omaha (1995-1997) served four years as Kansas City's roving Minor League infield instructor from 1998 to 2002 before rejoining Omaha for the 2003 season.
- On May 23, 2011, Jirschele won his 1,000th game as a Minor League manager and earned the 2011 Mike Coolbaugh Award for outstanding baseball work ethic, knowledge of the game and skill in mentoring young players on the field.
- A four-time recipient of the Dick Howser Award (1992, 1994, 2005, 2011), which recognizes outstanding work in player development within the Royals organization.

## MANAGERIAL RECORD

YEAR	TEAM MANAGED	AFFILIATE	G	RECORD	W-L%	FINISH	PLAYOFFS
1992	GCL ROYALS (RK, GULF COAST LEAGUE)	KCR	59	41-18	.695	1ST	LEAGUE CHAMPS
1993	ROCKFORD ROYALS (A, MIDWEST LEAGUE)	KCR	132	78-54	.591	2ND	LOST IN 1ST ROUND
1994	WILMINGTON BLUE ROCKS (A+, CAROLINA LEAGUE)	KCR	138	94-44	.681	1ST	LEAGUE CHAMPS
1995	OMAHA ROYALS (AAA, AMERICAN ASSOCIATION)	KCR	144	76-68	.528	3RD	LOST IN 1ST ROUND
1996	OMAHA ROYALS (AAA, AMERICAN ASSOCIATION)	KCR	144	79-65	.549	2ND	LOST IN 1ST ROUND
1997	OMAHA ROYALS (AAA, AMERICAN ASSOCIATION)	KCR	144	61-83	.424	7TH	
2003	OMAHA ROYALS (AAA, PACIFIC COAST LEAGUE)	KCR	143	70-73	.490	11TH	
2004	OMAHA ROYALS (AAA, PACIFIC COAST LEAGUE)	KCR	144	71-73	.493	9TH	
2005	OMAHA ROYALS (AAA, PACIFIC COAST LEAGUE)	KCR	144	72-72	.500	8TH	
2006	OMAHA ROYALS (AAA, PACIFIC COAST LEAGUE)	KCR	144	53-91	.368	16TH	
2007	OMAHA ROYALS (AAA, PACIFIC COAST LEAGUE)	KCR	144	73-71	.507	8TH	
2008	OMAHA ROYALS (AAA, PACIFIC COAST LEAGUE)	KCR	144	63-81	.438	14TH	
2009	OMAHA ROYALS (AAA, PACIFIC COAST LEAGUE)	KCR	144	64-80	.444	13TH	
2010	OMAHA ROYALS (AAA, PACIFIC COAST LEAGUE)	KCR	144	81-63	.563	3RD	
2011	OMAHA STORM CHASERS (AAA, PACIFIC COAST LEAGUE)	KCR	142	79-63	.556	3RD	LEAGUE CHAMPS
2012	OMAHA STORM CHASERS (AAA, PACIFIC COAST LEAGUE)	KCR	144	83-61	.576	2ND	LOST PCL FINALS
2013	OMAHA STORM CHASERS (AAA, PACIFIC COAST LEAGUE)	KCR	144	70-74	.486	10TH	NATIONAL CHAMPS
<b>TOTALS (17 MINOR LEAGUE SEASONS, 2,342 GAMES)</b>				<b>1,208 - 1,134 (.516 Winning Percentage)</b>			
<b>OMAHA TOTALS (14 SEASONS, 2,013 GAMES)</b>				<b>995 - 1,018 (.494 Winning Percentage)</b>			



## PLAYING CAREER SUMMARY

- Played in the Minor Leagues for 13 years, between 1977 and 1990 and appeared in 999 games ... reached Triple-A and played 296 games at the level, including a handful (22 games) with the Omaha Royals ... an infielder, played 340 games at third base, 327 at shortstop and 314 at second base, in addition to nine at first base.
- Is the all-time games played leader for the Double-A Tulsa Drillers, appearing in 406 games for the franchise over five seasons, from 1980 to 1982 and again in 1985 and 1987 ... one of the only people in the city's history to appear in uniform for games played in Tulsa's three professional ballparks, Driller Park (1934-80), Drillers Stadium (1981-2009) and ONEOK Field (since 2010).
- Having played for the Omaha Royals in 1988 and 1989, became the third former Omaha player (of now six) to go on to manage the club when he was named the Triple-A Royals skipper in 1995.

## PLAYING CAREER HIGHLIGHTS

- 1988-1990:** Played three seasons in the Kansas City Royals organization, including 23 games in Triple-A with the Omaha Royals ... made his only two career appearances on the mound while in the Royals organization, pitching 1.1 innings in one game for Omaha in 1988, then two games for the Appleton Foxes in 1990, allowing one earned run in 4.0 innings (2.25 ERA) with three strikeouts as well.
- 1983-1987:** Bounced between Double-A and Triple-A in the Texas Rangers organization, appearing in games for the Tulsa Drillers (AA), and Oklahoma City 89ers (AAA).
- Spent the entirety of the 1983 and 1984 seasons with Oklahoma City, with the majority of his playing time at second and third base, before splitting 1985 between Double-A and Triple-A ... missed all of 1986 and returned to Tulsa for the 1987 season, his last in the Rangers organization.
- 1980-1982:** Across a span of three seasons, jumped from Class-A to Triple-A within the Texas Rangers organization, beginning with the Asheville Tourists (A) in the South Atlantic League before establishing himself as an everyday player with the Texas League's Tulsa Drillers (AA) and getting a taste of Triple-A with the Denver Bears (AAA).
- After spending all of 1981 with the Drillers with a career-best .251 (95-for-419) batting average, was a key member of the Drillers' Texas League Champion team in 1982 with a career-high .351 slugging percentage (29 XBH in 444 PA) but earned his first promotion to Triple-A and joined Denver late in the season, therefore not a part of the team's playoff run.
- Split the 1980 season between the Asheville Tourists (A) and Tulsa Drillers (AA), earning his first promotion to Double-A in his fourth pro season and went on to make at least eight starts at each of the four infield positions for Tulsa, with the majority of his playing time coming between second base and third base.
- 1977-1979:** Began his professional career with the Texas Rangers organization in the Rookie-level Gulf Coast League, spending parts of two seasons with the GCL Rangers, before moving up to full-season baseball in Class-A with the Asheville Tourists and Wausau Timbers.
- Spent the entirety of 1979 with Wausau (A) in the Midwest League, a co-op team made up of players from the Cleveland, Texas and Seattle organizations ... produced a career-high .723 OPS, as he slashed .241/.374/.349 (98-for-407), also setting career-highs in hits (98), runs scored (64), home runs (7), runs batted in (54), walks (77) and on-base percentage (.374).
- Split the 1978 season between the league-champion GCL Rangers (R) and Asheville (A), combining to play in 99 games between the two levels, slashing .182/.355/.268 (51-for-280) with 15 extra-base hits (three home runs) and 26 runs batted in, while also drawing 68 walks.
- After being drafted by the Rangers in 1977, began his pro career playing 13 games with the GCL Rangers and split time between third base (eight games) and shortstop (five games).

## CAREER BATTING

YEAR	CLUB	AVG	G	AB	R	H	TB	2B	3B	HR	RBI	BB	IBB	SO	SB	CS	OBP	SLG	OPS
1977	GCL Rangers (RK - TEX)	.220	13	50	3	11	13	2	0	3	4	-	-	13	0	0	.273	.260	.533
1978	GCL Rangers (RK - TEX)	.156	27	77	17	12	17	2	0	1	5	18	-	13	4	1	.320	.221	.540
	Asheville (A - TEX)	.192	72	203	43	39	58	7	3	2	21	50	-	70	13	3	.368	.286	.654
1979	Wausau (A - TEX)	.241	127	407	64	98	142	15	4	7	54	77	-	78	7	4	.374	.349	.723
1980	Asheville (A - TEX)	.179	12	41	6	7	9	2	0	0	6	6	-	7	4	0	.320	.220	.540
	Tulsa (AA - TEX)	.209	91	235	36	49	58	3	3	0	27	36	-	46	6	1	.319	.247	.566
1981	Tulsa (AA - TEX)	.251	121	379	53	95	129	10	6	4	43	25	0	67	19	2	.303	.340	.644
1982	Tulsa (AA - TEX)	.227	95	340	52	77	112	15	4	4	23	42	0	66	9	1	.323	.329	.653
	Denver (AAA - TEX)	.311	14	45	6	14	23	3	3	0	5	2	0	8	0	0	.340	.511	.852
1983	Oklahoma City (AAA - TEX)	.242	115	347	37	84	115	12	2	5	38	29	0	64	7	4	.314	.331	.646
1984	Oklahoma City (AAA - TEX)	.227	92	299	28	68	92	11	2	3	18	30	0	68	8	4	.299	.308	.607
1985	Tulsa (AA - TEX)	.261	23	88	15	23	32	4	1	1	6	12	1	15	4	1	.381	.364	.745
	Oklahoma City (AAA - TEX)	.217	52	143	20	31	44	4	3	1	18	19	0	36	5	2	.309	.308	.617
1987	Tulsa (AA - TEX)	.226	76	265	31	60	85	7	0	6	21	39	2	65	2	4	.333	.321	.654
1988	Omaha (AAA - KC)	.167	7	18	2	3	3	0	0	0	3	3	0	3	0	0	.286	.167	.452
	Memphis (AA - KC)	.190	44	142	11	27	34	4	0	1	19	27	0	39	2	4	.324	.239	.563
1989	Omaha (AAA - KC)	.091	16	44	1	4	5	1	0	0	0	1	0	20	0	0	.111	.114	.225
1990	Appleton (A - KC)	---	2	0	0	0	0	0	0	0	0	0	0	0	0	0	---	---	---
MINOR LEAGUE TOTALS (13 SEASONS)		.225	999	3123	425	702	971	102	31	35	307	420	3	678	90	30	.326	.311	.637

## ALL-TIME OMAHA MANAGERS

NAME	YEAR(S) WITH OMAHA	# OF SEASONS	# OF GAMES MANAGED	RECORD	WINNING %
Jack McKeon	1969-1972	4	557	29-259	.535
Harry Malmberg	1973-1974	2	271	116-155	.428
Billy Gardner	1975-1976	2	272	145-127	.533
John Sullivan	1977-1978	2	270	142-128	.526
Gordon MacKenzie	1979	1	136	65-71	.478
Joe Sparks	1980-1983	4	563	280-283	.497
Gene Lamont	1984-1985	2	296	141-155	.476
John Boles	1986	1	76	40-36	.526
Frank Funk	1986-1987	2	135	34-41	.453
John Wathan	1987	1	71	62-69	.473
Glenn Ezell	1988	1	142	81-61	.570
Sal Rende	1989-1991	3	463	233-230	.503
Jeff Cox	1992-1994	3	432	205-227	.475
<b>Mike Jirschle</b>	<b>1995-1997, 2003-2013, 2023-Pres.</b>	<b>14</b>	<b>2,013</b>	<b>995-1018</b>	<b>.494</b>
Ron Johnson	1998-1999	2	284	160-124	.563
John Mizerock	2000-2001	2	287	134-153	.467
Bucky Dent	2002	1	144	76-68	.528
Brian Poiberg	2014-2021	7	976	481-495	.493
Scott Thorman	2022	1	149	71-78	.477



# DANE JOHNSON



**BORN:** February 10, 1963 in Coral Gables, Florida 🇺🇸 (Opening Day Age: 60)  
**RESIDES:** Palm Harbor, Florida  
**DRAFTED:** 2<sup>ND</sup>-Round selection in the 1984 MLB Draft (Toronto Blue Jays)  
**HIGH SCHOOL:** Southwest Miami High school (Miami, Florida)  
**COLLEGE:** Biscayne College (Miami Gardens, Florida)  
**BATS/THROWS:** Right/Right  
**PLAYING EXPERIENCE:** 15 seasons (3 MLB, 12 MiLB, 2 Foreign)

## CAREER SUMMARY

- Entering his fourth year in the Royals organization, his 24th season coaching overall. He previously spent one season in the Miami Marlins organization (2019) and 19 with the Toronto Blue Jays in the Major and Minor Leagues.
- Prior to entering coaching, spent 15 years as a player, including over 280 games in the Minor Leagues and parts of three seasons in the Majors with the Chicago White Sox (1994), Blue Jays (1996) and Oakland Athletics (1997), also playing two seasons (1990-1991) in the Chinese Professional Baseball League.

## COACHING CAREER

- 2023 marks Johnson's fourth year as the Storm Chasers pitching coach, after joining the organization ahead of the 2020 season.
- In his first two seasons with Omaha, Johnson has seen five of his pitchers go on to make their Major League debuts: **Jackson Kowar, Dylan Coleman, Angel Zerpa, Collin Snider and Jose Cuas.**
- Began his professional coaching career with four years as a Minor League pitching coach in the Blue Jays' organization, beginning in the Rookie-level Pioneer League, followed by two years in the New York-Penn League and one in the Double-A Eastern League.
- Appointed to serve as a roving pitching instructor in the Blue Jays' Minor League system in 2004 and spent 11 seasons as the Blue Jays' Minor League Pitching Coordinator from 2004-14.
- Spent four seasons (2015-2018) in the Major League as the Bullpen Coach for the Toronto Blue Jays, appointed on January 2, 2015.
- Served as a Pitching Consultant for the Miami Marlins in 2019.

## COACHING CAREER TIMELINE:

- 1992:** Lamar University (Sun Belt Conference)
- 2000:** Medicine Hat Blue Jays (Pioneer League, R)
- 2001-02:** Auburn Doubledays (New York-Penn League, A-)
- 2003:** New Haven Ravens (Eastern League, AA)
- 2004-14:** Toronto Blue Jays Minor League Pitching Coordinator
- 2015-18:** Toronto Blue Jays Bullpen Coach
- 2019:** Miami Marlins Pitching Consultant
- 2020-23:** Omaha Storm Chasers (International League, AAA)

*(Pitching Coach role, unless otherwise noted in underline)*

## PLAYING CAREER

- Spent parts of three season in the Majors, compiling a 6-2 record with a 4.70 ERA in 63 relief appearances for the White Sox, Blue Jays and Athletics ... made his MLB debut with the White Sox on May 30, 1994 @ New York and earned his first Major-League victory on June 8 vs. Toronto.
- Pitched 13 seasons in the Minor Leagues overall, including six at the AAA level ... 24 saves with the Triple-A Nashville Sounds (CWS) in 1994 ranked 2nd in the American Association, also recorded 22 saves in 1996 for the Triple-A Syracuse SkyChiefs (TOR).
- Played two years in the Chinese Professional Baseball League (1990-91) and spent two seasons in Taipei, Taiwan, pitching as a starter for Brother Elephants and Mercuries Tigers, totaling 123.1 innings with 77 strikeouts in Taiwan's top-tier professional baseball league.

## MISCELLANEOUS

- Graduated from Southwest Miami High School in 1981 where he played basketball and ran track and cross-country ... was 6th in the National Junior Olympic Decathlon.
- Attended Biscayne College in Miami (now St. Thomas University) and played baseball and basketball, an All-Conference selection in basketball.
- His son, Cobi Johnson, pitched at Florida State University and has been drafted three times, most recently by the Toronto Blue Jays in the 30th round of the 2018 MLB Draft ... most recently pitched in High-A for the Vancouver Canadians in 2021, missed 2022 with Tommy John surgery.

## CAREER PITCHING

YEAR	CLUB	W	L	ERA	G	GS	CG	SHO	SV	IP	H	R	ER	HR	HB	BB	SO	WHIP	
1984	Medicine Hat (R – TOR)	1	5	8.42	10	10	0	0	0	41.2	43	48	39	2	1	59	15	2.45	
1985	Florence (A – TOR)	0	4	6.29	10	7	0	0	0	34.1	27	31	24	1	3	37	25	1.86	
1986	Florence (A – TOR)	8	12	6.99	31	24	0	0	0	123.2	136	116	96	9	11	114	68	2.02	
1987	Dunedin (A – TOR)	2	5	5.80	18	13	0	0	0	59.0	68	44	38	1	3	49	25	1.98	
1988	Dunedin (A – TOR)	11	6	4.73	32	19	0	0	0	104.2	91	73	55	2	6	89	73	1.72	
1989	Myrtle Beach (A – TOR)	0	0	1.59	4	0	0	0	0	5.2	5	1	1	0	0	4	5	1.59	
1990	Brother Elephants (CPBL)	3	8	4.19	23	19	1	0	0	81.2	90	48	38	4	6	39	48	1.58	
1991	Brother Elephants (CPBL) Mercuries Tigers (CPBL)	2	6	8.16	7	6	0	0	1	14.1	20	18	13	3	4	13	11	2.30	
		2	6	3.62	10	6	0	0	1	27.1	29	15	11	2	1	16	18	1.65	
1992										Did not play									
1993	El Paso (AA – MIL) New Orleans (AAA – MIL)	2	2	3.91	15	1	0	0	1	25.1	23	12	11	2	0	10	26	1.30	
		0	0	2.40	13	0	0	0	0	6	15.0	11	4	2	0	4	10	1.00	
1994	Nashville (AAA – CWS) CHICAGO (AL)	1	5	2.25	39	0	0	0	24	44.0	40	13	11	2	0	18	40	1.32	
		2	1	6.57	15	0	0	0	0	12.1	16	9	9	2	0	11	7	2.19	
1995	Nashville (AAA – CWS)	4	4	2.41	46	0	0	0	15	56.0	48	24	15	2	1	28	51	1.36	
1996	Syracuse (AAA – TOR) TORONTO	3	2	2.45	43	0	0	0	22	51.1	37	14	14	4	2	17	51	1.05	
		0	0	3.00	10	0	0	0	0	9.0	5	3	3	0	0	5	7	1.11	
1997	Edmonton (AAA – OAK) OAKLAND	1	1	5.63	14	0	0	0	6	16.0	17	11	10	1	0	8	13	1.56	
		4	1	4.53	38	0	0	0	2	45.2	49	28	23	4	2	31	43	1.75	
1998	Syracuse (AAA – TOR) Charlotte (AAA – FLA)	1	0	3.18	7	0	0	0	3	5.2	5	2	2	0	0	5	4	1.77	
		1	0	3.38	2	0	0	0	0	2.2	3	1	1	1	0	1	0	1.50	
1999	Albany-Colonie (IND – NEAS)	0	0	2.38	9	0	0	0	3	11.1	8	3	3	1	1	4	12	1.06	
MAJOR LEAGUE TOTALS (3 SEASONS)		6	2	4.70	63	0	0	0	2	67.0	70	40	35	6	2	47	57	1.75	
MINOR LEAGUE TOTALS (12 SEASONS)		35	46	4.94	284	74	0	0	78	585.0	554	394	321	29	27	443	406	1.70	
FOREIGN LEAGUE TOTALS (2 SEASONS)		7	20	4.52	40	31	1	0	2	123.1	139	81	62	9	11	68	77	1.68	



# BIJAN RADEMACHER

bi-ZHON RAH-de-moch-err



**BORN:** June 15, 1991 in Santa Ana, California 🇺🇸 (Opening Day Age: 31)  
**RESIDES:** Tempe, Arizona  
**DRAFTED:** 13<sup>th</sup>-Round selection in the 2012 MLB Draft (Chicago Cubs)  
**HIGH SCHOOL:** Canyon High School (Anaheim, California)  
**COLLEGE:** Orange Coast College (Costa Mesa, California)  
**BATS/THROWS:** Left/Left  
**PLAYING EXPERIENCE:** 8 seasons (7 MiLB, 1 Independent)

## CAREER SUMMARY

- ✦ Prior to joining the Kansas City Royals organization, spent two years with the Arizona Diamondbacks as their Minor League Hitting Coordinator (2021) and ACL Hitting Coach (2022).
- ✦ Spent eight years playing professionally (2012-2019), spanning seven seasons in the Chicago Cubs organization (2012-18) reaching Triple-A and one season in independent baseball (2019), in addition to an off-season season in the Mexican Pacific Winter League ... in 243 career Triple-A games with the Iowa Cubs, played 11 games at Werner Park and was a .378 hitter (14-for-37) with one homer and 5 RBI in Omaha.

## PLAYING CAREER

- ✦ **2019:** Signed with the New Britain Bees in the independent Atlantic League prior to the season and played in 101 games, slashing .286/.410/.477 (94-for-329) with a career-high 15 homers, driving in 45 runs ... made 78 starts in right field, also playing left field and first base ... after the season, played in 21 games for Tomateros de Culiacan in the Mexican Pacific Winter League, hitting .262 (17-for-65).
- ✦ **2018:** Spent a second full season with the Iowa Cubs (AAA) and appeared in 114 games, playing around two stints on the Injured List ... slashed .251/.326/.310 (86-for-342), making 34 starts in right field, 30 in left field and 19 at first base.
- ✦ **2017:** Spent the entire season with the Iowa Cubs (AAA), hitting .294 (85-for-289) with 16 doubles, two triples, seven homers and 46 RBI in 107 games ... ended the season on a strong note, batting .340 (33-for-97) in 36 games after the All-Star Break.
- ✦ **2016:** Split the season between the Tennessee Smokies (AA) and Iowa Cubs (AAA), hitting a combined .307 (100-for-326) with 22 doubles and 10 homers across 108 games ... hit a team-best .313 (80-for-256) for the Smokies and was named Southern League Player of the Week April 7 to 17, hitting .440 with a double, two homers and seven RBI ... promoted to Triple-A on August 3, played in 22 games for the I-Cubs.
- ✦ **2015:** Spent the entire season the Tennessee Smokies (AA) and appeared in a career-high 113 games, hitting .261 (93-for-357) with 19 doubles, four triples and four homers, drew a team-high 67 walks ... had a season-high eight-game hitting streak from July 13 to 21.
- ✦ **2014:** Spent the entire season with the Daytona Cubs (A+) and was named a mid-season All-Star for the second-straight season, also named a MiLB.com Organization All-Star ... his .281 batting average led the team and ranked eighth in the Cubs organization.
- ✦ **2013:** Split his first full pro season between the Kane County Cougars (A) and Daytona Cubs (A+) ... began the season with Kane County and was named a Midwest League mid-season All-Star ... hit a combined .291 (96-for-330) with 15 doubles, three triples and four homers in 97 games ... collected six-consecutive multi-hit games May 3-10, batting .637 (14-for-22) in the span ... promoted to Daytona on June 28.
- ✦ **2012:** In his first professional season, split the year between three teams, spending time with the AZL Cubs (R), Boise Hawks (A-) and Peoria Chiefs (A) ... hit a combined .278 (52-for-187) in 52 games, driving in 20 runs.

## COLLEGE

- ✦ Began his collegiate career at Cal State Fullerton in 2011 but did not play, before transferring to Orange Coast College in Costa Mesa where he played the 2012 season under the late John Altobelli, where he was a first-team all-state and All-Orange Empire Conference honoree ... in 43 games, slashed .349/.426/.582 (51-for-146) with 17 extra-base hits (seven home runs) and 49 runs batted in ... was the team's closer late in the season, pitched in eight games for the Pirates with four saves, with a 1.12 ERA (1 ER in 8.0) innings and 10 strikeouts.
- ✦ Drafted out of OCC in the 13th round (404<sup>th</sup> overall) of the 2012 MLB Draft by the Chicago Cubs and signed, foregoing a commitment to play Division 1 baseball at Oral Roberts University.

## MISCELLANEOUS

- ✦ Attended Canyon High School in Anaheim, California, where he was named to the All-County baseball second team in 2010 by the *Orange County Register*.

## CAREER BATTING

YEAR	CLUB	AVG	G	AB	R	H	TB	2B	3B	HR	RBI	BB	IBB	SO	SB	CS	OBP	SLG	OPS
2012	AZL Cubs (R)	.333	3	12	3	4	8	1	0	1	1	0	0	2	2	0	.333	.667	1.000
	Boise (A-)	.396	14	53	9	21	30	6	0	1	8	2	1	7	0	1	.411	.566	.977
	Peoria (A)	.221	35	122	16	27	36	7	1	0	11	10	0	26	2	1	.280	.295	.575
2013	Kane County (A)	.314	55	185	23	58	73	9	0	2	18	20	0	25	5	3	.381	.395	.776
	Daytona (A+)	.276	42	145	22	40	59	7	3	2	20	14	0	24	3	0	.338	.407	.745
2014	Daytona (A+)	.281	111	384	58	108	172	22	6	10	56	42	0	87	4	8	.363	.448	.811
2015	Tennessee (AA)	.261	113	357	56	93	132	19	4	4	47	67	1	60	7	4	.379	.370	.749
2016	Tennessee (AA)	.313	86	256	43	80	124	17	0	9	36	35	1	49	0	0	.395	.484	.879
	Iowa (AAA)	.286	22	70	10	20	28	5	0	1	8	7	0	14	0	0	.350	.400	.750
2017	Iowa (AAA)	.294	107	289	38	85	126	16	2	7	46	36	2	64	3	2	.375	.436	.811
2018	Iowa (AAA)	.251	114	342	26	86	106	14	0	2	31	37	2	67	2	2	.326	.310	.636
2019	New Britain (IND - ATL)	.286	101	329	63	94	157	12	3	15	45	69	0	55	18	8	.410	.477	.887
MINOR LEAGUE TOTALS (7 SEASONS)		.281	702	2215	304	622	894	123	16	39	282	270	7	425	28	21	.361	.404	.765
INDEPENDENT LEAGUE TOTALS (1 SEASON)		.286	101	329	63	94	157	12	3	15	45	69	0	55	18	8	.410	.477	.887

STORM CHASERS ORGANIZATION

2023 OMAHA STORM CHASERS

2022 SEASON IN REVIEW

PLAYER & COACH DATABASE

HISTORY & RECORDS

INTERNATIONAL LEAGUE

ROYALS ORGANIZATION

GENERAL INFORMATION





# DAVID NOWORYTA

Nova-REE-tah



**BORN:** May 24, 1996 in Chicago, Illinois (Opening Day Age: 26)

**RESIDES:** Hainesport, New Jersey

**DRAFTED:** 37<sup>th</sup>-Round selection in the 2014 MLB Draft (Kansas City Royals)

**HIGH SCHOOL:** Holy Cross High School (Delran, New Jersey)

**COLLEGE:** University of Hawaii at Manoa (Honolulu, Hawaii)

**BATS/THROWS:** Right/Right

**PLAYING EXPERIENCE:** 3 seasons (2 MiLB, 1 Independent)

## CAREER SUMMARY

- Made his coaching debut in 2022 as the Assistant Hitting Coach for the Quad Cities River Bandits, Kansas City's High-A affiliate.
- Spent four years playing professionally (2018-2021), spanning two seasons in the Detroit Tigers organization (2018-19) reaching High-A and one season in independent baseball (2021).

## PLAYING CAREER

- **2021:** Appeared in 17 games with the Billings Mustangs in the independent (MLB Partner League) Pioneer League. In 58 plate appearances, drew 11 walks and recorded four hits (all singles), while driving in four runs ... caught five games and was 2-for-5 in catching runners attempting to steal ... Billings had been a long-time affiliate of the Cincinnati Reds prior to the Minor League reorganization.
- **2020:** Did not appear in any organizational activities ... released by Detroit on July 3, 2020.
- **2019:** Played 16 games across four affiliates in the Tigers organization and slashed a combined .118/.205/.118 (4-for-34) ... began the season playing one game for the Connecticut Tigers (A-) in the New York-Penn League, then was assigned to the Gulf Coast League, finishing the season splitting time between the GCL Tigers West and GCL Tigers East (R), in addition to one game in with the Lakeland Flying Tigers (A+) on June 30, as he went 1-for-4 against the Jupiter Hammerheads (MIA).
- **2018:** Signed with the Detroit Tigers as a Minor League Free Agent on June 1, 2018 ... appeared in 29 games with the GCL Tigers East (R) in the Gulf Coast League, slashing .270/.387/.286 (17-for-63) and drove in eight runs while walking 11 times ... made 16 starts at catcher (143.1 innings) and caught 8 of 17 (47.1%) of attempting base stealers, including two of three on August 11 vs. GCL Phillies West (PHI).

## COLLEGE (2015-2018)

- Graduated from the University of Hawaii with a bachelor's degree in communications and journalism ... played on the baseball team for parts of three seasons, slashing .273/.333/.318 (6-for-22) over 22 games.
- Played for the Rochester Honkers in the Northwoods League for the 2017 and 2018 summer seasons, including 45 games in 2017 as he slashed .273/.418/.289 (33-for-121) with 12 runs batted in ... caught 35 games in the 2017 season, played second base twice and pitched in seven games, striking out 10 with a 8.10 ERA (9 ER in 10.IP).
- **REDSHIRT JUNIOR (2018):** Appeared in eight games, including four at catcher, hitting .250 (2-for-8)
- **REDSHIRT SOPHOMORE (2017):** Appeared in four games at catcher and as a pinch hitter, all off the bench, recording one hit in two at-bats.
- **REDSHIRT FRESHMAN (2016):** Appeared in 10 games, making one start at catcher, hit .250 (3-for-12) with one RBI and one double ... went 1-for-3 in first career start versus Michigan (March 12).

## MISCELLANEOUS

- Attended Holy Cross Academy (N.J.), where he played baseball and basketball ... aided the Lancers to a BCSL Baseball Championship his senior year in 2015, finishing with an 18-9 record, as he earned All-Burlington County first team honors ... won three Burlington County Scholastic League (BCSL) titles in basketball and averaged a 9.0 PPG as a senior.
- Was drafted by the Royals in the 37<sup>th</sup> round of the 2014 MLB First-Year Player Draft out of Holy Cross Academy, but chose to attend the University of Hawaii to play baseball instead.
- His father, Steve, used to be a Assistant Director for Player Development and Director for Minor League Operations for the Philadelphia Phillies.

## CAREER BATTING

YEAR	CLUB	AVG	G	AB	R	H	TB	2B	3B	HR	RBI	BB	IBB	SO	SB	CS	OBP	SLG	OPS
2018	GCL Tigers East (R)	.270	29	63	3	17	18	1	0	0	8	11	0	12	0	0	.387	.286	.673
2019	GCL Tigers East (R)	.000	4	4	1	0	0	0	0	0	0	0	0	1	0	0	.200	.000	.200
	GCL Tigers West (R)	.087	10	23	1	2	2	0	0	0	1	3	0	3	0	0	.185	.087	.272
	Connecticut (A-)	.333	1	3	0	1	1	0	0	0	0	0	0	0	0	0	.333	.333	.666
	Lakeland (A+)	.250	1	4	0	1	1	0	0	0	0	0	0	1	0	0	.250	.250	.500
2020	Did not play (no minor league season)																		
2021	Billings (IND - Pioneer)	.093	17	58	4	4	4	0	0	3	10	0	11	0	0	0	.276	.093	.369
MINOR LEAGUE TOTALS (2 SEASONS)		.216	45	97	5	21	22	1	0	0	9	14	0	17	0	0	.325	.227	.552
INDEPENDENT LEAGUE TOTALS (1 SEASON)		.093	17	58	4	4	4	0	0	0	3	10	0	11	0	0	.276	.093	.369

# STORM CHASERS SUPPORT STAFF



JAMES STONE



YANNICK PLANTE



MIKE BROWN



BEN NICHOLAS



TATE SODERSTROM

## JAMES STONE ♂ CERTIFIED ATHLETIC TRAINER

- ♣ **James Stone** is entering his fifth season as the Certified Athletic Trainer for the Storm Chasers after serving the previous seven seasons with the Wilmington Blue Rocks (Royals High-A), including the 2015 season, in which he was named Carolina League Athletic Trainer of the Year.
- ♣ He joined the Kansas City organization in 2010 as the athletic trainer for the Class-A Burlington Bees. He came to the Royals after spending one season with the Central Valley Coyotes (Fresno, California) in Arena Football 2.
- ♣ Stone worked three seasons in the Florida Marlins organization, with stops in Jupiter (2008), Greensboro (2007) and Jamestown (2006), winning New York-Penn League Trainer of the Year honors in 2006.
- ♣ He was the Strength and Conditioning Coach for the Baltimore Orioles Class-A affiliate, the Delmarva Shorebirds, in 2005.
- ♣ Stone graduated with a bachelor's degree in kinesiology from Cal State-Northridge. He resides in Simi Valley, California with his dog, Ozzie.

## YANNICK PLANTE ♂ STRENGTH & CONDITIONING COACH

- ♣ **Yannick Plante** is entering his third season as the Strength & Conditioning Coach for the Storm Chasers, after being slated to serve in that role with Northwest Arkansas in 2020.
- ♣ He began with the Kansas City Organization in 2019 as the athletic trainer for the Burlington Royals (Advanced Rookie, Appalachian League). He was then a staff member of the Surprise Saguaros of the Arizona Fall League in the fall of 2019.
- ♣ Plante has a master's degree in kinesiology from the University of Calgary and a bachelor's degree in human kinetics with specialization in biophysics from the University of Ottawa. He currently lives in Ottawa, Ontario.

## MIKE BROWN ♂ COORDINATOR OF CLUBHOUSE OPERATIONS

- ♣ **Mike Brown** is entering his fifth season as the Coordinator of Clubhouse Operations for the Storm Chasers and his 15th year overall in Omaha, having previously served as the home clubhouse manager, visiting clubhouse manager and home clubhouse assistant.
- ♣ Brown graduated from Northwest Missouri State University with a degree in parks & rec management. He and his wife, Sherri, live in Omaha, Neb. with their dog, Cupcake.

## NILE LANGER ♂ VISITING CLUBHOUSE MANAGER

## BEN NICHOLAS & TATE SODERSTROM ♂ VIDEO COORDINATORS



PLAYER DIRECTORY



**2022 OMAHA PLAYER OF THE YEAR**  
OF, BREWER HICKLEN — PAGE 44



**2022 OMAHA PITCHER OF THE YEAR**  
RHP, ANDRÉS NÚÑEZ — PAGE 56

Alexander, CJ.....	13
Beaty, Matt.....	14
Blanco, Dairon.....	16
Bolaños, Ronald.....	17
Bonifacio, Jorge.....	18
Bowlan, Jonathan.....	20
Bradley, Tucker.....	21
Briceño, José.....	22
Bubic, Kris.....	23
Camargo, Johan.....	24
Castellano, Angelo.....	26
Castillo, Max.....	27
Chamberlain, Christian.....	28
Coleman, Dylan.....	29
Cox, Austin.....	30
Cruz, Steven.....	31
Cuas, Jose.....	32
Del Rosario, Yefri.....	33
Dipoto, Jonah.....	34
Dungan, Clay.....	35
Dye, Josh.....	36
Eaton, Nate.....	37
Fermin, Freddy.....	38
Garcia, Maikel.....	39
Gentry, Tyler.....	40
Glendinning, Robbie.....	41
Govern, Jimmy.....	42
Heasley, Jonathan.....	43
Hicklen, Brewer.....	44
Klein, Will.....	45
Kowar, Jackson.....	46
Kriske, Brooks.....	47
Lacy, Asa.....	48
Loftin, Nick.....	49
Lovelady, Richard.....	50
Marsh, Alec.....	51
Martinez, Marcelo.....	52
Matias, Seuly.....	53
Mayers, Mike.....	54
Núñez, Andrés.....	56
Parrish, Drew.....	57
Porter, Logan.....	58
Pratto, Nick.....	59
Rave, John.....	60
Reetz, Jakson.....	61
Sisk, Evan.....	62
Snider, Collin.....	63
Stewart, Kohl.....	64
Taylor, Josh.....	66
Taylor, Samad.....	67
Tolbert, Tyler.....	68
Veneziano, Anthony.....	69
Wallace, Jacob.....	70
Weiss, Ryan.....	71
Willeman, Zach.....	72
Zerpa, Angel.....	73





# CJ ALEXANDER

**BATS**  
L

**THROWS**  
R

**HEIGHT**  
6'5"

**WEIGHT**  
215 LBS

**OPENING DAY AGE**  
26

**BORN:** July 17, 1996 in Merrillville, Indiana 🇺🇸

**RESIDES:** Surprise, Arizona

**ACQUIRED:** July 11, 2022 – traded from Atlanta with Drew Waters and Andrew Hoffmann to Kansas City in exchange for 2022 MLB Draft CBA Pick #35.

**DRAFTED:** 20<sup>TH</sup>-Round selection in the 2018 MLB Draft (592<sup>ND</sup> OVERALL)

**COLLEGE:** State College of Florida, Manatee-Sarasota (Bradenton, Florida)

**COLLEGE:** Ball State University (Muncie, Indiana)

**HIGH SCHOOL:** Bishop Verot Catholic High School (Fort Myers, Florida)

**PRO DEBUT:** June 18, 2018 (GCL Braves) 1-for-4, 2 RBI @ GCL Tigers East

## 2022 SEASON

- Began the season with Mississippi (AA) in the Southern League, traded with OF Drew Waters and RHP Andrew Hoffmann to Kansas City in exchange for the 35th overall pick in the 2022 MLB Draft ... assigned to NW Arkansas (AA) after the trade and finished the year with the Naturals.
- At the time of his trade to the Royals, was hitting .258 (70-for-271) with the M-Braves, with already career-highs with 15 home runs and 43 runs batted in.
- Combined between the M-Braves and Naturals, finished the year tied 6th in Double-A with 87 RBI, tied 10th with 25 home runs ... set career highs in games played (114), doubles (18), homers, runs batted in and SB (19).
- With 25 homers and 19 steals, was of 15 players in Minor League Baseball in 2022 with at least 25 home runs and 15 steals, ranking sixth among that group with 87 runs batted in.
- After going homerless across 11 games in April, led the Southern League with eight home runs in May and drove in 20 runs ... went 3-for-5 with two homers and a career-high six runs batted in on May 13 @ Chattanooga (CIN), his first of two multi-homer games in May, doing it again May 27 @ Pensacola (MIA) ... six RBI was the most in a game for an M-Brave since 2013.
- Homered five times in five games from May 27 to June 1, a stretch where he hit .476 (10-for-21) with a double and nine runs batted in addition to the five home runs.
- Began his Naturals tenure 0-for-12, then homered on July 16 @ Corpus Christi (HOU) for his first hit with his new team ... hit just .167 (7-for-42) with a .448 OPS across his first 10 games with the Naturals, but finished his year hitting .303 (43-for-142) with a .911 OPS across his last 36 games with NW Arkansas.
- Over 21 games in the month of August, hit .297 (27-for-91) with eight home runs and 29 runs batted in ... 29 runs batted in led both the Texas League and all Double-A hitters in the month and was tied second among all full-season Minor League hitters ... 8 homers were tied for the league lead and tied third in Double-A.
- Produced the longest on-base streak of his career, reaching safely in 16 games between August 24 and September 13, a stretch where he had a .371 OBP ... tied his longest career hitting streak in early August, as he hit safely in 9 games between July 31 and August 11, a span where he hit .378 (14-for-37), with six home runs, including four straight games from August 3 to 6, all in a series against the Tulsa Drillers (LAD) in which he had 11 runs batted in, including a 6-RBI game on August 5.

## CAREER HIGHS

**HITS:** 3 (15x) – Last: 9/8/22 @ Wichita

**RUNS:** 4 – 8/17/22 vs. San Antonio

**DOUBLES:** 2 – (3x) – Last: 7/11/22 @ Rocket City

**HOME RUNS:** 2 (5x) – Last: 8/11/22 @ Arkansas

**RUNS BATTED IN:** 6 (2x) – Last: 8/5/22 vs. Tulsa

**WALKS:** 3 (2x) – Last: 7/2/18 vs. Bristol

**STEALS:** 3 (2x) – Last: 5/26/22 @ Pensacola

**HIT STREAK:** 9 Games (2x) – Last: 7/31/22 to 8/11/22

**ON-BASE STREAK:** 16 Games – 8/24/22 to 9/13/22



## 2021

- Appeared in 87 games, all with Mississippi (AA) ... hit .197 (60-for-304) with 17 doubles, four triples and 10 home runs.
- Through the first three months of the season, slashed just .152/.223/.295 (33-for-217) across 60 games from May to July ... drastically improved at plate in the last two months of the year, slashing .310/.348/.586 (27-for-87) with nine doubles, three triples and three home runs over 27 games in August and September.
- Produced his second career two-homer game on May 16 @ Biloxi (MIL), as he went 2-for-4 with a season-high four runs batted in.

## 2020

- Appeared in two Grapefruit League spring training games with the Braves and went hitless in two at-bats with a strikeout.
- Ended the year ranked by MLB Pipeline as Atlanta's No. 18 prospect.

## 2019

- In his first full professional season, was limited to 43 games because of two separate injuries ... between Florida (A+) and Mississippi (AA), hit .117 (15-for-128) with two doubles, two home runs and eight runs batted in.
- Was sidelined three months with right elbow inflammation, from April 18 to July 5, then missed time with a fractured right thumb, from August 18 to the end of the season.
- Hit his only two homers of the season in the same game, on August 7 @ Jacksonville (MIA), his first career multi-homer game.

## 2018

- Split his first professional season between three levels of Atlanta's system, combining to slash .352/.429/.495 (69-for-196) in 52 games between the GCL Braves (R), Danville Braves (R) and Florida Fire Frogs (A+)
- Ranked in the Top 10 among Braves farmhands (min. 200 PA) in batting average (1st, .352), on-base percentage (2nd, .429), OPS (2nd, .924) and slugging percentage (4th, .495).

## CAREER BATTING

YEAR	CLUB	AVG	G	AB	R	H	TB	2B	3B	HR	RBI	BB	IBB	SO	SB	CS	OBP	SLG	OPS
2018	GCL Braves (R)	.412	9	34	6	14	21	0	2	1	8	6	0	4	0	0	.500	.618	1.118
	Danville (R)	.354	22	82	10	29	40	3	4	0	12	13	0	1	1	4	.439	.488	.927
	Florida (A+)	.325	21	80	5	26	36	5	1	1	7	8	0	17	3	1	.386	.450	.836
2019	Florida (A+)	.133	19	60	4	8	9	1	0	0	1	14	1	18	3	1	.297	.150	.447
	Mississippi (AA)	.103	24	68	6	7	14	1	0	2	7	8	0	25	0	0	.195	.206	.401
2020	Did not play (no minor league season)																		
2021	Mississippi (AA)	.197	87	304	32	60	115	17	4	10	31	24	0	105	14	1	.258	.378	.636
2022	Mississippi (AA)	.258	68	271	41	70	126	11	0	15	43	14	0	63	13	2	.294	.465	.759
	NW Arkansas (AA)	.272	46	184	31	50	91	7	2	10	44	12	1	48	6	2	.313	.495	.808
MINOR LEAGUE TOTALS (4 SEASONS)		.244	296	1083	135	264	452	45	13	39	153	99	2	301	40	8	.307	.417	.724



# MATT BEATY

**BAY-dee**



<b>BATS</b>	<b>THROWS</b>
L	R
<b>HEIGHT</b>	<b>WEIGHT</b>
6'0"	215 LBS
<b>OPENING DAY AGE</b>	
29	

**BORN:** April 28, 1993 in Snellville, Georgia   
**RESIDES:** Litchfield Park, Arizona  
**ACQUIRED:** January 11, 2023 – Signed as a Minor League Free Agent  
**DRAFTED:** Kansas City's 48<sup>th</sup>-Round selection in the 2011 MLB Draft (1446<sup>th</sup> OVERALL)  
**DRAFTED:** Los Angeles' (NL) 12<sup>th</sup>-Round selection in the 2015 MLB Draft (372<sup>nd</sup> OVERALL)  
**COLLEGE:** Belmont University (Nashville, Tennessee)  
**HIGH SCHOOL:** Dresden High School (Dresden, Tennessee)  
**PRO DEBUT:** June 19, 2015 (Ogden) 2-for-4 vs. Orem  
**MLB DEBUT:** April 30, 2019 (LOS ANGELES, NL) 1-for-1 @ SAN FRANCISCO  
**PRO DEBUT:** 3 Year, 86 Days

## 2022 SEASON

- Designated for Assignment by the Los Angeles Dodgers on March 23, then traded to the San Diego Padres on March 28, 2022 in exchange for RHP River Ryan and split the 2022 season between San Diego and El Paso (AAA), but spent the majority of the season on the Injured List dealing with a left shoulder impingement, with rehab assignments to El Paso and ACL Padres (R).
- Made his third consecutive Opening Day roster, his first with San Diego, and appeared in 20 Major League games across two stints (Opening Day-May 9 and September 1-10) ... slashed .093/.170/.163 (4-for-34) with one double, one triple and one run batted in.
- Played in 35 games at the Triple-A level, including 21 games while on rehab assignment from his left shoulder injury ... slashed .270/.366/.349 (34-for-126) with the Chiuahuas and scored 19 runs with five extra-base hits (two doubles, one triple and one home run) and 13 runs batted in.
- Produced a four-hit game three times while on rehab: May 25 vs. Sugar Land (HOU), August 2 vs. Albuquerque (COL) and August 13 vs. Sugar Land ... in 5/25 game, also scored four runs, homered and drove in three runs.
- With 48 starts between the Arizona Complex League, Triple-A and the Major Leagues, saw the majority of his playing time come in right field, with 25 starts (178.2 innings) at the position combined between the three levels ... also made 10 starts (84.0 innings) in left field and played 10.0 innings over three games with San Diego and served as the designated hitter in 13 games.
- Placed on the 10-Day Injured List on May 9, he was sent to El Paso on rehab on May 24, then transferred to the 60-Day Injured List on June 17 ... sent to the Arizona Complex League for rehab on July 4, then assigned to El Paso on July 8 ... activated from the Injured List on August 16 and optioned to Triple-A, but recalled to the Padres on September 1 ... Designated for Assignment on October 10 and outrighted to Triple-A on September 11 ... elected free agency on September 13.
- Signed a Minor League deal with Kansas City on January 11, 2023.

## AWARDS AND ACCOLADES

- 2020 WORLD SERIES CHAMPION (LAD)**
- 2017** MiLB.com Organization All Star, Los Angeles (TUL)
  - 2017** Texas League Player of the Year (TUL)
  - 2017** Texas League Midseason All-Star (TUL)
  - 2017** Arizona Fall League Rising Star (Glendale)
  - 2016** California League Postseason All-Star (RC)

## CAREER HIGHS

**HITS:** 5 – 8/29/15 @ South Bend  
**RUNS:** 4 – 5/25/22 vs. Sugar Land  
**DOUBLES:** 2 (15x) – Last: 9/4/21 vs. Albuquerque  
**HOME RUNS:** 2 – 5/7/16 @ High Desert  
**RUNS BATTED IN:** 7 – 5/2/21 @ MILWAUKEE  
**WALKS:** 3 (2x) – Last: 8/25/16 vs. Lake Elsinore  
**STEALS:** 1 (20x) – Last: 8/21/21 vs. NEW YORK (NL)  
**HIT STREAK:** 13 Games – 8/22/17 to 9/4/17  
**ON-BASE STREAK:** 18 Games – 4/20/19 to 7/13/19



## 2021

- Made his 2nd consecutive Opening Day roster for the Dodgers and played in 120 games over three stints in the big leagues (Opening Day-April 17, April 24-August 26, September 10 - end of the season) and also saw time with the Oklahoma City Dodgers (AAA) ... slashed .270/.363/.402 (55-for-204) for Los Angeles with four doubles, one triple, seven home runs and 40 runs batted in.
- Was optioned twice during the season: once to the Alternate Training Site on April 17 before being recalled on April 24, and to Oklahoma City (AAA) on August 26 before being recalled on September 10 to remain with the Major League squad for the rest of the season.
- Over 9 Triple-A games with the OKC Dodgers, he slashed .357/.486/.464 (10-for-28) with three doubles, four runs batted in and two walks.
- Played four different positions in the field for Los Angeles, with 28 games in left field (162.1 innings), 21 games at first base (116.0 innings), 20 games in right field (86.0 innings), and 5 games at third base (11.0innings) ... in total, made 45 starts (LF: 20; 1B: 16; RF: 8; DH: 1).
- Led Dodgers with 59 plate appearances as a pinch-hitter and slashed .180/.305/.240 (9-for-50) with one home run and four runs batted in when called off the bench.
- Played in nine games during the 2021 Postseason with Los Angeles, going 1-for-11 (.091) with one run batted in ... six of his playoffs appearances came as a pinch-hitter, while three were as a first baseman, including starts in the Wild Card Game 3 (3-1 Win), NLDS Game 1 (4-0 Loss) and NLCS Game 4 (4-2 loss).

## 2020

- In the Pandemic-shortened season, played 21 games across two stints (Opening Day-September 11, September 28-end of the season) with the World Champion Los Angeles Dodgers and slashed batting .220/.278/.360 (11-for-50) with two home runs and five runs batted in.
- With runners in scoring position, hit .385 (5-for-13) with a .929 OPS.
- Appeared in 13 games at first base (76.0 innings) and two games in left field (6.0 innings) ... made 14 starts in total (1B: 8; DH: 5; LF: 1).
- Took three plate appearances in the 2022 Postseason, but he did not appear in the World Series ... reached base in all three of his playoff plate appearances, drawing one walk and hit by pitches in the National League Championship Series against the Atlanta Braves ... also did not appear in the Wild Card Series or NLDS, but was on the roster for all four postseason series.

## 2019

- After opening the season with the Oklahoma City Dodgers (AAA), made his Major League debut at the end of April and played 99 games in the Major Leagues with the Los Angeles Dodgers across four stints (April 30-May 5, May 17-June 5, June

21-July 10 and July 15 -end of the season) ... slashed .265/.317/.458 (66-for-249) with 29 extra-base hits (19 2B, 1 3B, 9 HR) and 46 runs batted in during his rookie campaign.

- Made his Major League debut on April 30 @ San Francisco and collected his first MLB hit in his first at-bat, with a pinch-hit single off Ty Blach in the top of the 8th inning.
- As a pinch-hitter, produced a .267 batting average (8-for-30) with a double, home run and 6 runs batted in over 32 games and ranked 3rd among qualifying rookies.
- A week after hitting his first Major League homer on June 14 vs. Colorado (NL), hit his first MLB walk-off home run on June 21 vs. Colorado, a two-run shot to center field ... was the first of three consecutive games for the Dodgers that ended in a walk-off home run hit by a rookie, followed by Alex Verdugo on June 22 and Will Smith on June 23) ... the only trio of rookies in MLB history to hit walk-off homers in three consecutive games.
- After three big league games with the Dodgers, was optioned to Triple-A on May 5 and recalled May 17 ... was placed on the 10-Day Injured List with a left hip flexor strain on June 5 (retroactive to June 3) and made a rehab assignment with the Rancho Cucamonga Quakes (A+) for 2 games beginning on June 9, then made seven rehab appearances with the OKC Dodgers before being optioned to Triple-A off the and recalled back to the Majors on June 21 ... optioned back to Oklahoma City for three games from July 10-15 before being recalled for the second half of the season in the Major Leagues ... over 32 games in Triple-A, slashed .306/.378/.455 (37-for-121) with 11 extra-base hits (7 2B, 1 3B, 3 HR) and 18 runs batted in.
- Appeared in four games during the 2019 Postseason, with his MLB playoffs debut in Game 2 of the NLDS on October 4 vs. Washington ... like in his big league debut, collected his 1st Postseason in a pinch-hit plate appearance, a single to right field in the bottom of the sixth ... went 3-for-8 over the NLDS against the Nationals and scored one run, one of the Dodgers' two runs in Game 2.

## 2018

- Appeared in 31 games for the Oklahoma City Dodgers (AAA) in the Pacific Coast League and slashed .277/.378/.406 (28-for-101) with 10 doubles, one home run and 12 runs batted in.
- Began the season in Extended Spring Training, then assigned to Triple-A on May 24 ... played on the Injured List on June 19 (retroactive to June 17) and underwent surgery to repair the UCL ligament in his thumb ... rehabbed for three games with the AZL Dodgers (R) and returned to Oklahoma City on August 19, where he finished the season.
- With OKC, saw time in the field at four positions ... appeared in 16 games and started 14 at first base (121.1 innings, played in four games with three starts at second base (27.0innings), made four starts at third base (29.2innings) and five starts in left field (33.0innings) with three starts as the designated hitter as well.
- Added to the Los Angeles Dodgers 40-Man Roster on November 20, 2018.

# MATT BEATY (CONT.)

## 2017

- Spent the entire season with the Tulsa Drillers (AA) and was named the Texas League Player of the Year, a Texas League Mid-Season All-Star and an MLB.com Organizational All-Star for the Dodgers ... slashed .326/.378/.505 (143-for-438) with 31 doubles, one triple, 15 home runs and 69 runs batted in over 116 games.
- Led the Texas League in OPS (.883) and was tied for the league lead in average (.326) and doubles (31), while also ranking among league leaders in hits (143, 3rd), XBH hits (47, T-2nd), total bases (221, 3rd), RBI (T-5th), OBP (.378, 4th) and SLG (.505, 2nd).
- Among Los Angeles Dodgers farmhands, was 2nd in the system in batting average, tied 2nd in doubles, 3rd in hits, 4th in total bases (221), 5th in slugging percentage and OPS, tied 5th in extra-base hits, 6th in runs batted in and 9th in on-base percentage.
- Named Texas League Player of the Week for the week of July 31 to August 6, as he produced seven straight multi-hit games, batting .563 (18-for-32) with a 1.403 OPS, as he doubled six times, homered once and drove in 10 runs, while striking out just once.
- Ended the season on a career-best 13-game hitting streak, as he hit .365 (19-for-52) with a .844 OPS and eight runs batted in over the final two weeks of the season.
- Saw time in the field at a career-high five positions ... started 53 games at first base (453.1 innings) and 49 games at third base (402.1 innings), while also starting three games in right field (26.0 innings), two games in left field (16.0 innings) and played 1.0 inning at second base, while also serving as designated hitter 10 times.
- After the Minor League season concluded, was assigned to the Glendale Desert Dogs in the Arizona Fall League with the Glendale Desert Dogs and slashed .242/0.275/.424 (16-for-66) over 16 games and hit six doubles, two home runs while driving in 10 runs ... selected to participate in the Fall League's Rising Stars Game (All-Star Game) and started in left field for the West Division, going 0-for-1 with a walk.

## 2016

- Spent the entire season with the Rancho Cucamonga Quakes (A+) and was recognized as a California League Postseason All-Star.
- Played in a team-leading 124 games (tied 1st, Erick Mejia) and slashed .297/.352/.425 (145-for-489) with 30 doubles, 11 home runs and 88 runs batted in.
- Ranked among California League leaders in hits (145, 6th), doubles (30, T-6th), runs batted in (88, 3rd) and batting average (.297, T-7th).
- Among Los Angeles Dodgers farmhands, was tied for the system lead in runs batted in, ranked 3rd in hits, 4th in doubles, tied 7th in total bases (208) and 10th in batting average.
- Produced the first (and only) multi-homer game of his career on May 7 @ High Desert (TEX), as he went 3-for-5 with a two-run homer in the 8th inning and solo homer in the 9th of a 14-5 Quakes win.

## CAREER BATTING

YEAR	CLUB	AVG	G	AB	R	H	TB	2B	3B	HR	RBI	BB	IBB	SO	SB	CS	OBP	SLG	OPS
2015	Ogden (R)	.480	6	25	3	12	13	1	0	0	3	2	0	3	2	2	.519	.520	1.039
	Great Lakes (A)	.297	62	246	37	73	96	7	2	4	25	21	0	28	2	1	.353	.390	.743
2016	Rancho Cucamonga (A+)	.297	124	489	66	145	208	30	0	11	88	40	1	74	6	1	.352	.425	.777
2017	Tulsa (AA)	.326	116	438	61	143	221	31	1	15	69	35	1	54	3	3	.378	.505	.883
2018	AZL Dodgers (R)	.375	3	8	0	3	3	0	0	0	2	0	0	0	0	0	.375	.375	.750
	Oklahoma City (AAA)	.277	31	101	13	28	41	10	0	1	12	12	1	17	0	0	.378	.406	.784
2019	Rancho Cucamonga (A+)	.286	2	7	2	4	2	0	0	1	0	0	2	0	0	0	.286	.571	857
	Oklahoma City (AAA)	.306	32	121	17	37	55	7	1	3	18	10	0	12	0	0	.378	.455	833
	LOS ANGELES (NL)	.265	99	249	36	66	114	19	1	9	46	17	2	33	5	0	.317	.458	.775
2020	LOS ANGELES (NL)	.220	21	50	8	11	18	1	0	2	5	2	0	14	0	0	.278	.360	.638
2021	Oklahoma City (AAA)	.357	9	28	5	10	13	3	0	0	4	2	0	8	0	0	.486	.464	.950
	LOS ANGELES (NL)	.270	120	204	35	55	82	4	1	7	40	20	0	44	2	2	.363	.402	.765
2022	ACL Padres (R)	.000	3	8	0	0	0	0	0	0	0	1	0	1	0	0	.111	.000	.111
	El Paso (AAA)	.270	35	126	19	34	44	2	1	2	13	14	0	27	0	0	.366	.349	.715
	SAN DIEGO	.093	20	43	6	4	7	1	1	0	1	2	0	8	0	0	.170	.163	.333
MAJOR LEAGUE TOTALS (4 SEASONS)		.249	260	546	85	136	221	25	3	18	92	41	2	99	7	2	.320	.405	.723
MINOR LEAGUE TOTALS (7 SEASONS)		.305	423	1597	223	487	698	93	5	36	235	137	3	226	13	7	.368	.437	.805

## 2015

- After being drafted by the Dodgers in the 12th round of the 2015 MLB Draft, began his professional career season with the Ogden Raptors (R) and played six games in the Pioneer League before spending the rest of the season with the Great Lakes Look (A) in the Midwest League.
- Over his six games with Ogden, slashed .480/.519/.520 (12-for-25) with hits in five of his six games and four multi-hit games.
- Promoted to Class-A on June 26 and slashed .297/.353/.390 (73-for-246) for the Loons with seven doubles, two triples, four home runs and 25 runs batted in over 62 games.
- Despite joining Great Lakes halfway through the season, ranked among the team leaders in runs scored (37, 4th), hits (73, 5th), triples (2, T-3rd), HR (4, T-3rd) and BB (21, T-4th).
- Between the two levels, made 38 starts at third base (335.2 innings) and 18 starts at first base (166.0 innings).
- Produced the first (and only) five-hit game of his career on August 29 @ South Bend (CHC), with four singles, one double and one run batted in.

## COLLEGE (2012-2015)

- Played 200 games over four seasons at Belmont University and produced a career slash line of .318/.415/.530 (240-for-755) with 59 doubles, 13 triples, 25 home runs and 184 runs batted in.
- Named to the OVC Commissioner's Honor Roll in 2013 as a sophomore and was named Atlantic Sun All-Freshman Team in 2012.
- Played in the Northwoods League for the Green Bay Bullfrogs in the summer of 2014, where he was named the team's MVP ... New York Mets first baseman Pete Alonso was the MVP of the Northwoods League that season, playing for the Madison Mallards.

## MISCELLANEOUS

- Full name is **Matthew Thomas Beaty**
- Married to Jessica Parsley Beaty ... the two graduated from Dresden High School in Tennessee and have a dog named Grainger.
- Matt and Jessica started the "Matt Beaty Fund" in 2019 to serve as inspiration, motivation and helpful resources for students and athletes to help achieve their dreams. They help Weakley County student athletes advance to the next level and the county's local sports programs.
- At Dresden High School, earned All-State honors three times and was a two-time District Player of the Year ... also played basketball, golf and football.
- Drafted out of High School in 2011 by the Royals in the 48th round (1446th overall), but chose to attend Belmont University instead of signing with Kansas City.





# DAIRON BLANCO

**DYE-rone**



**BATS**  
R

**THROWS**  
R

**HEIGHT**  
6'0"

**WEIGHT**  
199 LBS

**OPENING DAY AGE**  
29

**BORN:** April 26, 1993 in Florida, Cuba 🇺🇸

**RESIDES:** Miami, Florida

**ACQUIRED:** July 27, 2019 – traded from Oakland with Ismael Aquino to

Kansas City in exchange for Jake Diekmann.

**SIGNED:** December 18, 2017 – Signed by Oakland as an International Free Agent

**PRO DEBUT:** April 5, 2018 (Stockton) 0-for-4 vs. Lake Elsinore

**MLB DEBUT:** May 20, 2022 (KANSAS CITY) 1-for-2 VS. MINNESOTA

**MLB SERVICE TIME:** 20 Days

## 2022 SEASON

- Played in 107 games for Omaha (AAA) but also appeared in five games with Kansas City from May 19 to June 3 ...slashed .301/.367/.486 (110-for-366) for the Storm Chasers and led Omaha in batting average while stealing a career-high 45 bases in Triple-A.
- After having his contract selected on May 19, made his Major League debut on May 20 against the Twins at Kauffman Stadium as the starting center fielder ... recorded his first big league hit in his second at-bat of the game with a single off Minnesota's Devin Smeltzer, but was thrown out at second base trying to stretch it into a double.
- Made his second – and only other – start in the Majors on May 24 in Arizona against the Diamondbacks, going 1-for-4 with a two-run single in the sixth inning.
- Over his 107 Triple-A games, ranked among International League leaders in stolen bases (45, 1st, average (4th) and OPS (.853, 8th) ... his 45 steals ranked second among all Royals Minor Leaguers, trailing only Tyler Tolbert (60 with Quad Cities) for the second straight season.
- 45 stolen bases also set a Storm Chasers' single-season record, previously held by Jarrod Dyson's 38 steals in 2011 ... 45 steals ranks as the 7th-most ever in a season by an Omaha hitter and the most since Tom Goodwin stole 50 bases in 1994.
- At the time of his promotion to Kansas City on May 19, he ranked second in the International League in steals (13) and was tied second on the Storm Chasers in home runs (5).
- Ended the season with hits in 19 of 23 games in September, as he slashed a .436/.480/.649 (41-for-94) with 12 extra-base hits (7 doubles, 2 triples, 3 home runs), 23 runs batted in and 11 stolen bases ... in September he ranked among International League leaders in average (1st), on-base percentage (1st), hits (1st), slugging percentage (2nd), OPS (1.129, 2nd), total bases (61, 2nd), steals (T-3rd) and runs batted in (5th).

## AWARDS AND ACCOLADES

**2022** MiLB.com Organization All Star, OF (OMA)

**2019** MiLB.com Organization All Star, Oakland (MID)

**2019** Texas League Midseason All-Star (MID)

**2018** California League All-Star Game Top Star (STK)

**2018** California League Midseason All-Star (STK)

## CAREER HIGHS

**HITS:** 5 (2x) – Last: 9/15/22 @ Columbus

**RUNS:** 3 (11x) – Last: 9/15/22 @ Columbus

**DOUBLES:** 3 – 9/15/22 @ Columbus

**HOME RUNS:** 2 – 5/23/19 @ Amarillo

**HITS BATTED IN:** 4 (4x) – Last: 9/15/22 @ Columbus

**WALKS:** 3 (3x) – Last: 8/29/21 @ Iowa

**STEALS:** 3 – 6/23/21 vs. Arkansas

**HIT STREAK:** 15 Games (2x) – Last: 5/15/22 to 7/10/22

**ON-BASE STREAK:** 26 Games – 7/4/21 to 8/3/21



## 2021

- Split the season between NW Arkansas (AA) and Omaha (AAA), slashing a combined .277/.350/.441 (117-for-422) across 117 games with a career-best 41 stolen bases, while hitting 14 home runs and driving in 53 runs.
- His 41 steals ranked 12th in MiLB and second in the Royals organization, behind Tyler Tolbert (55) ... despite being promoted to Triple-A in mid-August, his 32 steals with the Nationals ranked fourth in the Double-A Central at the end of the season.
- With starts in all three outfield positions (54 in LF, 56 in CF and 1 in RF), made just one error in 118 games, finishing with a .996 fielding percentage.
- Between his 14 home runs and 41 steals, was one of 11 players in the Royals organization with 10+ home runs and 20+ steals in 2021, along with Brewer Hicklen, Bobby Witt Jr. and Kyle Isbel.
- After hitting .121 (7-for-58) with the Nationals in May, went on to post the best average among all qualified Double-A hitters from June 1 to his triple-A promotion on August 15, hitting .330 (77-for-233) over 60 games
- Reached base safely in a career-best 26 straight games from July 4 to August 3, the second-longest on-base streak on the Nationals in 2021 ... slashed .364/.407/.564 (40-for-110) in that span, with hits in 23 of the 26 games.
- At time of promotion to Triple-A, ranked seventh in Double-A in average (.289), fifth in total hits (84), first in runs scored (62), and first in stolen bases (32)
- Made his Triple-A debut on August 18 vs. Columbus, hitting a home run in his first Triple-A plate appearance to become the first player in franchise history to homer in his first Omaha at-bat since Lucas May on 7/31/10 @ Memphis.

## 2019

- Began the season with the Double-A Midland RockHounds before finishing the season with Double-A NW Arkansas ... traded to Kansas City from Oakland on July 27 with RHP Ismael Aquino in exchange for LHP Jake Diekmann ... at the time of the trade, he led the Midland RockHounds in hits, total bases, RBI and stolen bases.
- Was a Texas League Mid-season All-Star (representing Midland) and named an

MLB.com Organization All-Star for Oakland.

- Between Midland and Northwest Arkansas, finished the season as the Texas League leader in triples with 13 and ranked fourth in steals (33), first in caught stealing (13) and 10th in runs scored (67) ... his 13 triples also tied for the lead across all Double-A players, ranking third in Minor League Baseball.

## 2018

- Spent his first season in the Oakland Athletics organization with the High-A Stockton Ports ... ranked third among Oakland farmhands in triples (10) and tied for sixth in stolen bases (22) ... tied for second in the California League in triples, while ranking tied for sixth in stolen bases.
- Was the MVP (Top Star) of the California League All-Star game went 4-for-5 with a homer, a double, a stolen base and a pair of runs

## CUBAN NATIONAL SERIES (2012-2016)

- Played for Gananeros de Camaguey, Industriales de La Habana, and Alazanes de Granma in Cuba's Serie Nacional from 2012-2016, slashing .303/.369/.409 (245-for-809) over four seasons with 52 steals ... struck out in just 12.9 percent of his professional plate appearances in Cuba's National League and walked at an 8.9 percent rate.
- Hit hit a career-best eight homers with a career-best 29 steals in the 2015-16 season, leading the league in that department, while slashing .296/.352/.427 (99-for-335).
- Best batting average came in the 2013-14 season, where he hit .367 (33-for-90) with an .809 OPS across 35 games for Camaguey.
- Won a Gold Glove in the 2014-15 season, spending time at all three outfield positions.

## MISCELLANEOUS

- Full name is **Dairon Blanco Lamadrid**
- Left Cuba in May 2016 at 23 years old to pursue a Major League career.

## CAREER BATTING

YEAR	CLUB	AVG	G	AB	R	H	TB	2B	3B	HR	RBI	BB	IBB	SO	SB	CS	OBP	SLG	OPS	
2018	Stockton (A+)	.291	82	313	39	91	127	13	10	1	37	25	0	66	22	2	.342	.406	.748	
2019	Midland (AA)	.276	78	301	57	83	141	13	12	7	44	29	0	95	27	7	.342	.468	.810	
	NW Arkansas (AA)	.230	32	126	10	29	38	7	1	0	5	8	0	42	6	6	.281	.302	.583	
2020		Did not play (no minor league season)																		
2021	NW Arkansas (AA)	.289	79	291	62	84	132	11	5	9	38	25	0	64	32	9	.360	.454	.814	
	Omaha (AAA)	.252	38	131	21	33	54	6	0	5	15	11	0	31	9	5	.329	.412	.741	
2022	Omaha (AAA)	.301	107	366	63	110	178	20	3	14	61	35	0	98	45	7	.367	.486	.853	
	KANSAS CITY	.286	5	7	1	2	2	0	0	0	2	0	0	4	1	0	.286	.286	.572	
MAJOR LEAGUE TOTALS (1 SEASON)		.286	5	7	1	2	2	0	0	0	2	0	0	4	1	0	.286	.286	.572	
MINOR LEAGUE TOTALS (4 SEASONS)		.281	416	1,528	252	430	670	70	31	36	200	133	0	396	141	36	.346	.438	.784	





# RONALD BOLAÑOS

boh-LAWN-yoce



**BATS**  
R

**THROWS**  
R

**HEIGHT**  
6'2"

**WEIGHT**  
230 LBS

**OPENING DAY AGE**  
26

**BORN:** August 23, 1996 in Santa Cruz del Norte, Cuba 🇨🇺  
**RESIDES:** Port-Au-Prince, Haiti  
**ACQUIRED:** July 16, 2020 – traded from San Diego with Franchy Cordero to Kansas City in exchange for Tim Hill.  
**SIGNED:** August 4, 2016 – Signed by San Diego as an International Free Agent  
**PRO DEBUT:** May 20, 2017 (Fort Wayne) 5.0 IP, 4 ER, 3 K vs. Great Lakes  
**MLB DEBUT:** September 3, 2019 (SAN DIEGO) 6.0 IP, 2 ER, 4 K @ ARIZONA  
**MLB SERVICE TIME:** 1 Year, 52 Days

## 2022 SEASON

- Spent much of the season with Omaha (AAA), 28 games (four starts) with the Storm Chasers, but also appeared in 8 games with the Royals, posting a 4.42 ERA (9 ER in 18.1 IP) with 12 strikeouts.
- Started Opening Day for Omaha April 5 @ Indianapolis and made three starts of 4.0 innings or more before being recalled to Kansas City on April 21 ... made his season debut with the Royals on April 23 @ Seattle throwing 1.1 scoreless innings with 2 strikeouts.
- Tied for the team lead with three appearances out of the bullpen with at least 3.0 innings pitched (with Jackson Kowar), including a 4.0-inning outing on May 14 @ Colorado ... in those three outings, he pitched to a 1.80 ERA (2 ER in 10.0 IP) with opponents hitting .212 (7-for-33).
- Was optioned back to Omaha following the game on June 3 @ Houston and pitched in six more games for the Storm Chasers before being Designated for Assignment on June 27 and subsequently outrighted off the 40-man roster on July 4.
- After being outrighted to Omaha, exclusively pitched out of the bullpen over the final three months of the season, making 19 relief appearances, only two of which were 2.0 innings or longer.
- Allowed just one earned run over five outings and 7.0 innings (1.29 ERA) in July, before struggling in August with a 21.60 ERA (12 ER in 5.0 IP) over six games.
- Five of his last six appearances of the year were scoreless, holding opponents to a .238 average in that span, over 100 points lower than his full season's opponents' average (.343).

## CAREER HIGHS

**INNINGS:** 8.2 – 6/22/18 @ Visalia  
**STRIKEOUTS:** 10 – 7/6/19 vs. Frisco  
**WALKS:** 4 (4x) – Last: 10/3/21 @ Iowa  
**HITS:** 9 (4x) – Last: 7/18/19 vs. Springfield  
**EARNED RUNS:** 9 – 8/9/18 vs. Visalia  
**HOME RUNS:** 3 (2x) – Last: 9/8/21 @ St. Paul  
**PITCHES THROWN:** 105 – 8/3/18 @ San Jose  
**SCORELESS STREAK:** 12.1 IP – 8/11/19 to 8/31/19



## 2021

- Began the season with Omaha (AAA) before earning a promotion to Kansas City in June and had two stints with the Royals, on May 14 as the 27th player for a doubleheader, and from June 3-15, before he was placed on the 10-Day Injured List with a right flexor strain ... rehabbed with the ACL Royals (R) and NW Arkansas (AA) before returning to Omaha on August 13, where he finished the season.
- Made three relief appearances with Kansas City, allowing one run on four hits in 6.1 innings with 10 strikeouts and two walks to post a 1.42 ERA.
- In his first appearance of the year with the Royals on June 4 vs. the Twins, pitching a scoreless first inning with one strikeout ... retired all six batters he faced including five strikeouts on the road against the Angels on June 8 ... pitched a season-high 3.1 innings on June 12 @ Oakland, as he allowed one run on two hits with two walks and four strikeouts.
- All 15 appearances in the Minor Leagues were starts ... completed at least 5.0 innings in each of his first three starts with Omaha and pitched to a 3.31 ERA (6 ER in 16.1 IP) across his first four starts with the Storm Chasers before being recalled to Kansas City ... after his injury between the Naturals and Storm Chasers, went 0-2 with an 8.26 ERA (26 ER in 28.1 IP) over his final nine starts.
- Returned to the Storm Chasers on September 3 vs. Toledo (DET) to continue his rehab assignment and held Mud Hens to one run on four hits across 5.0 innings with five strikeouts and one walk in his first Triple-A appearance since 6/1 vs. Iowa ... was activated from Kansas City's Injured List on September 12 and optioned to Omaha, remaining with the Storm Chasers.
- Entered 2021 ranked by *Baseball America* as the No. 18 Royals prospect.

## 2020

- Began the season with the San Diego Padres organization before being traded to the Kansas City Royals on July 16, with OF Franchy Cordero, for LHP Tim Hill.
- Was optioned to the Royals' alternate training site in Kansas City, Kansas following the trade but was recalled on July 23 and made a pair of starts with the Royals as the opener on July 26 @ Cleveland and August 1 at home against the White Sox.
- Took the loss in his first start against Cleveland, allowing two unearned runs on three hits and a walk over 2.0 innings ... one of seven pitchers to lose a game in

which did not allow an earned run in 2020, and first Royal since Bruce Chen at San Diego on June 29, 2011.

- Entered the season ranked by *Baseball America* as the No. 13 Padres prospect.

## 2019

- Split most of the season between Lake Elsinore (A+) and Amarillo (AA), before making five appearances (three starts) for San Diego in September, including his Major League debut on September 3 @ Arizona after being called up the day prior.
- Turned in a quality start in his debut, but took the loss, allowing two runs on two hits across 6.0 innings, with both runs coming in the first inning.
- Opened the year with Lake Elsinore and posted a 2.85 ERA (17 ER in 53.2 IP) through his first 10 starts and allowed two earned runs or fewer in nine of his 10 starts, before earning a promotion to Double-A on June 4.
- Struck out eight across 6.0 innings in his Double-A debut on June 7 @ Corpus Christi (HOU) and pitched at least five innings in 10 of 15 outings, including a 7.0-inning scoreless start against Kansas City's NW Arkansas affiliate on July 30.

## 2018

- Spent the entire season with Lake Elsinore (A+), making 25 appearances (23 starts) for the Storm, going 6-9 with a 5.11 ERA (17 ER in 125.0 IP) ... tied for 9th in the California League in starts (23), ranked 10th in strikeouts (118) and 11th in innings pitched (125.0).

## 2017

- Spent the entire season with Fort Wayne (A), making 16 appearances (11 starts) with the TinCaps, going 5-2 with a 4.41 ERA (34 ER in 69.1 IP).
- After 11 of his first 13 appearances were starts, ended the year with three straight scoreless relief appearances, totaling 6.0 innings of work with seven strikeouts.

## MISCELLANEOUS

- Full name is **Roland Bolaños Coto**
- Pitched for Cuba at the 2023 World Baseball Classic, appeared in two games (one start) ... allowed five earned runs in 1.2 innings (27.00 ERA) with three walks and no strikeouts ... pitched against Panama on March 10 and the United States on March 13.

## CAREER PITCHING

YEAR	CLUB	W	L	ERA	G	GS	CG	SHO	SV	SVO	IP	H	R	ER	HR	HB	BB	SO	WHIP	AVG
2017	Fort Wayne (A)	5	2	4.41	16	11	1	0	0	0	69.1	65	38	34	3	2	34	51	1.43	.253
2018	Lake Elsinore (A+)	6	9	5.11	25	23	0	0	0	0	125.0	138	84	71	13	10	50	118	1.50	.282
2019	Lake Elsinore (A+)	5	2	2.85	10	10	0	0	0	0	53.2	37	24	17	4	3	23	54	1.12	.193
	Amarillo (AA) ○	8	5	4.23	15	13	0	0	0	0	76.2	71	39	36	7	10	30	88	1.32	.249
	SAN DIEGO	0	2	5.95	5	3	0	0	0	0	19.2	17	13	13	3	1	12	19	1.47	.230
2020	KANSAS CITY	0	2	12.27	2	2	0	0	0	0	3.2	8	7	5	2	1	3	2	3.00	.471
2021	ACL Royals Gold (R)	0	0	0.00	1	1	0	0	0	0	1.0	1	0	0	0	0	2	1.00	.333	
	ACL Royals Blue (R)	0	1	40.50	1	1	0	0	0	0	1.1	4	6	6	1	0	2	1	4.50	.500
	NW Arkansas (AA) ○	0	0	7.11	3	3	0	0	0	0	6.1	7	6	5	2	0	8	7	2.37	.280
	Omaha (AAA)	0	3	6.34	10	10	0	0	0	0	38.1	39	28	27	10	4	27	34	1.72	.271
	KANSAS CITY	0	0	1.42	3	0	0	0	0	0	6.1	4	1	1	0	0	2	10	0.95	.174
2022	Omaha (AAA)	0	4	6.26	28	4	0	0	0	1	41.2	59	32	29	6	4	18	34	1.85	.343
	KANSAS CITY	0	0	4.42	8	0	0	0	0	0	18.1	20	9	9	2	3	12	17	1.75	.286
MAJOR LEAGUE TOTALS (4 SEASONS)		0	4	5.25	18	5	0	0	0	0	48.0	49	30	28	7	5	29	43	1.63	.266
MINOR LEAGUE TOTALS (5 SEASONS)		24	26	4.90	109	76	1	0	0	1	413.1	421	257	225	46	33	192	389	1.48	.267

STORM CHASERS ORGANIZATION

2023 OMAHA STORM CHASERS

2022 SEASON IN REVIEW

PLAYER & COACH DATABASE

HISTORY & RECORDS

INTERNATIONAL LEAGUE

ROYALS ORGANIZATION

GENERAL INFORMATION



# JORGE BONIFACIO

**HO**-hay bone-EE-fah-SEE-oh



<b>BATS</b>	<b>THROWS</b>
R	R
<b>HEIGHT</b>	<b>WEIGHT</b>
6'1"	220 LBS
<b>OPENING DAY AGE</b>	
29	

**BORN:** June 4, 1993 in Santo Domingo, Dominican Republic 🇩🇪

**RESIDES:** Santo Domingo, Dominican Republic

**ACQUIRED:** March 9, 2023 – Signed as a Minor League Free Agent

**PRO DEBUT:** May 29, 2010 (DSL Royals) 1-for-3, BB @ DSL Mets

**MLB DEBUT:** April 21, 2017 (KANSAS CITY) 1-for-3 @ WASHINGTON

**MLB SERVICE TIME:** 2 Years, 54 Days

## 2022 SEASON

- Re-signed on a Minor League deal with the Philadelphia Phillies on March 30 and spent the entire season with the Lehigh Valley IronPigs (AAA) across two stints (on the Development list from August 6 to 18) ... was his first season since 2016 not appearing in a Major League game, after seeing playing time in the big leagues every year from 2017 to 2021.
- Across 112 games, slashed .240/.336/.407 (92-for-383) with 17 doubles, 1 triple, 15 home runs and 57 runs batted in ... led qualified IronPigs hitters in on-base percentage, while ranking second on the team in batting average, slugging percentage and OPS, second on the team in homers and runs batted in.
- Ranked among the Philadelphia Phillies organization leaders in several statistical categories, including runs batted in (57, 4th), home runs (15, T-6th), walks (47, 8th), total bases (156, T-8th), slugging percentage (.407, 9th) and OPS (.743, 10th).
- Tied a career-high with six runs batted in on April 17 @ Worcester, as he went 3-for-5 with a double, home run and walk ... hit the seventh two-homer game of his career three days later on April 20 vs. Rochester (WAS), going 2-for-4 with two home runs and four runs batted in.
- Produced a nine-game hitting streak at the end of the season, hitting .394 (13-for-33) with a 1.156 OPS from September 16 to 26 ... streak ended with an 0-for-3 performance on the final day of the regular season, September 28 @ Syracuse (NYM).
- Split the majority of his playing time between the corner outfield spots, appearing in 56 games with 51 starts in left field (441.2 innings) and 44 games with 41 starts in right field (355.1 innings) ... also made 10 starts as the designated hitter and played 0.1 inning in center field ... recorded eight outfield assists, five from left field and three from right field.
- Elected free agency on November 10, 2022 and signed with Kansas City on a Minor League deal on March 9, 2023.

## 2021

- Signed with the Philadelphia Phillies on a Minor League deal on May 25 and split much of the remaining season with the Reading Fightin Phils (AA) and Lehigh Valley IronPigs(AAA) but also appeared in seven games in the Major Leagues with the Philadelphia Phillies across two stints (August 20-24 and August 27 to September 3).
- Went 1-for-11 (.091/.167/.091) at the plate with the Phillies ... his lone hit in the big leagues came on August 31 @ Washington, as he went 1-for-3 with a run batted in against the Nationals.
- His first 49 games of the season came in Double-A with Reading and hit .261 (40-for-153) with a .848 OPS before getting called up to Triple-A on July 22 after nearly two months with the Fightin Phils.
- Appeared in 44 games with Lehigh Valley, 22 before having his contract selected by Philadelphia and 22 after he was Designated for Assignment ... in his first stint of 22 games with the IronPigs, slashed .321/.432/.564 (25-for-78) with 11 extra-base hits (three home runs) and 13 runs batted in, while drawing 15 walks to 19 walks (0.79 BB/K) ... in the second stint of 22 games, slashed just .200/.318/.373 (15-for-75) with nine extra-base hits (two home runs) and six runs batted in to 13 walks and 22 strikeouts (0.59 BB/K).
- After being Designated for Assignment on August 24, he was outrighted to Triple-A on August 25, then returned to the IronPigs on September 3, after his second stint with the Phillies ... became a free agent on October 8 and eventually re-signed with Philadelphia in March 2022.

## 2020

- 11 days after being released by Kansas City, signed a Minor League contract on December with the Detroit Tigers, with an invitation to Major League Spring Training.
- Began the Pandemic-shortened season at Detroit's Alternate Site in Toledo, Ohio ... Tigers selected his contract on August 19 and he finished the season with Detroit in the big leagues, playing in 30 of the Tigers' last 36 games ... slashed .221/.277/.326 (19-for-86) and collected five extra-base hits (two home runs) with 17 runs batted in.
- Recorded hits in 13 of the 30 games he played, including five multi-hit games ... went 3-for-4 with a home run and two runs batted in on September 10 @ St. Louis (G2).
- Outrighted to Triple-A Toledo on October 27, 2020 and became a free agent on November 2, 2020.

## 2019

- Spent most of the season with Omaha (AAA) and played 117 games with the Storm Chasers and slashed .222/.284/.417 (100-for-451) with a career-high 20 home runs.
- Belted a trio of two-homer games, on May 10 vs. Round Rock (HOU), May 12 @ Iowa and June 4 vs. Albuquerque (COL).
- Recalled by Kansas City from Omaha on June 14 and hit safely in four of his five games with the Royals, including three multi-hit games ... optioned to Triple-A on June 21 and spent the rest of the season with the Storm Chasers.

## AWARDS AND ACCOLADES

<b>2021</b>	MiLB.com Organization All Star, Phillies OF (REA/LHV)
<b>2016</b>	Omaha Media Storm Chasers Player of the Year
<b>2016</b>	MiLB.com Organization All Star, OF (OMA)
<b>2016</b>	SiriusXM All-Star Futures Game Selection (World Team)
<b>2015</b>	Texas League All-Star Game Top Star (NWA)
<b>2015</b>	Texas League Midseason All-Star (NWA)
<b>2014</b>	Texas League Midseason All-Star (NWA)
<b>2013</b>	Arizona Fall League Rising Star (Peoria)
<b>2012</b>	Player of the Year, Kane County Cougars (A)
<b>2012</b>	Midwest League Midseason All-Star (KC)
<b>2011</b>	Player of the Year, Burlington Royals (R)
<b>2010</b>	Player of the Year, DSL Royals (R)
<b>2010</b>	Dominican Summer League Midseason All-Star (DSL ROY)

## CAREER HIGHS

**HITS:** 5 – 8/21/14 vs. Springfield  
**RUNS:** 4 – 5/11/12 vs. Clinton  
**DOUBLES:** 2 (23x) – Last: 7/1/22 @ Syracuse  
**HOME RUNS:** 2 (7x) – Last: 4/20/22 vs. Rochester  
**RUNS BATTED IN:** 6 (3x) – Last: 4/17/22 @ Worcester  
**WALKS:** 3 (9x) – Last: 9/25/21 @ Buffalo  
**STEALS:** 2 (3x) – Last: 7/25/21 vs. Worcester  
**HIT STREAK:** 18 Games – 6/26/11 to 7/16/11  
**ON-BASE STREAK:** 23 Games – 6/27/10 to 8/1/10



- Tied a career-high with six runs batted in on July 31 @ Tacoma (SEA), as he went 2-for-4 with a grand slam in the top of the 5th inning.
- Designated for Assignment by Kansas City on November 20, 2019 and released by the Royals on November 25.

## 2018

- Placed on the Restricted List from March 10 to June 28 ... suspended for the first 80 games of the season after testing positive for Boldenone, a performance enhancing substance, in violation of Major League Baseball's Joint Drug Prevention and Treatment Program.
- Slashed .392/.466/.529 (20-for-51) with six extra-base hits and nine RBI during his 15-Day Minor League rehab assignment with Omaha (AAA) from June 13 to June 27, prior to being reinstated on June 28.
- Committed just two errors in 110 total chances in the outfield (.982 fielding percentage), after being charged with four errors in 181 total chances in 2017 (.978).
- Hit three of his four home runs and drove in 10 of his 23 runs batted in across 25 games during September, as he hit .208 (16-for-77) with a .701 OPS.

## 2017

- After opening the season with Omaha (AAA), earned his first promotion to the Major Leagues on April 21 and finished the year in Kansas City, playing in 113 games with the Royals.
- Among American League rookies, ranked 7th with 17 home runs, which were the most by a Royals rookie since Eric Hosmer hit 19 in 2011.
- Went 0-for-3 in his MLB debut on April 21 @ Texas, but bounced back in his next start on April 23, going 2-for-4 with a first inning single and second inning home run, both off Yu Darvish ... the sixth Royal to homer within his first two career games and first since Mike Moustakas did so in 2011.
- Homered four times in five games, from May 19 to 23, driving in seven runs while going 6-for-21 (.286) at the plate in road games at Minnesota and New York (AL).
- Hit home runs three consecutive games from July 22 to 24, just the fifth Royals rookie to do so and the first since Abraham M. Nunez from August 25 to 27, 2004.
- From the time of his call-up on April 21 through July 30 (when the Royals traded for Melky Cabrera), played in 81 of the Royals' 88 games (76 starts) and hit 14 home runs with 33 runs batted in ... played in only 32 of the Royals' final 59 games (20 starts) and hit three homers with seven runs batted in.

# JORGE BONIFACIO (CONT.)

## 2016

- Spent the entire season with Omaha (AAA) and was selected by the Omaha media as the Storm Chasers Player of the Year ... played in 134 of 140 games for the Chasers and led the team in runs scored (82), hits (137), triples (6), home runs (19), runs batted in (86), total bases (228) and walks (51) ... also named an organization All-Star by MiLB.com.
- Ranked 5th in the Pacific Coast League in runs batted in, while 6th in runs scored and total bases and tied 10th in hits.
- Produced an 11-game hitting streak from April 19-May 2, batting .413/.438/.674 (19-for-46) with four doubles, one triple, two home runs and 11 runs batted in, with six multi-hit games in the stretch, including a pair of three-hit efforts.
- Selected to participate in the 2016 *SiriusXM* All-Star Futures Game at Petco Park in San Diego and was the starting designated hitter for the World Team ... drew walks in both of his plate appearances.
- Produced his first two-homer game at the Triple-A level on May 25 vs. Albuquerque (COL), as he went 2-for-3 with a pair of solo home runs and two walks, in a 12-4 loss to the Isotopes.
- Recorded a career-best 17 outfield assists, including 10 in left field and 7 in right field, one shy of the PCL lead, inuding seven assists at home plate.
- Split his playing time across all three outfield positions with the majority of his time coming in the corners ... played 72 games with 68 starts in right field (605.2 innings), appeared in 50 games with 47 starts in left field (416.1 innings) and made two starts in center field (17.0 innings), also the designated hitter in 10 games.

## 2015

- Spent his second straight season with NW Arkansas (AA) and appeared in 125 games, slashing .240/.305/.416 (116-for-483) with 30 doubles, 2 triples, 17 home runs and 64 runs batted in.
- For the second year in a row, was selected as a Texas League midseason All-Star Team and earned the game's "Top Star" honor, as he started in right field and hit third in the order and blasted a go-ahead, two-run home run in the eighth inning as the North Division beat the South, 9-4 at Whataburger Field in Corpus Christi, Texas.
- Ranked tied for 4th in the Texas League with 17 home runs, while he tied for 5th with 49 extra-base hits, 7th with 30 doubles and 9th with 201 total bases.
- Among Royals Minor Leaguers, ranked 2nd in extra-base hits, tied 3rd in doubles and home runs, 5th in runs batted in (64) and total bases and 8th in walks (42).
- Once again saw the bulk of his playing time in right field, making 97 starts (822.0 innings), while also making 18 starts in left field (157.0 innings) and 10 as the designated hitter ... recorded seven outfield assists, four in left field and three in right field.

## 2014

- Spent the entire season with NW Arkansas (AA) and was selected to the Texas League midseason All-Star Team ... slashed .230/.302/.309 (116-for-505) over
- Ranked 9th in the Texas League with 116 hits, tied for 9th with four triples and placed 10th with 50 walks ... ranked 2nd among Royals Minor League hitters in walks and 9th in hits.
- Started in right field and hit sixth in the lineup for the North Division in the Texas League All-Star Game, played at Dickey-Stephens Parkin North Little Rock, Ark ... went 0-for-3 with two strikeouts, playing the entire game.
- Produced the first (and only) five-hit game of his career on August 21 vs. Springfield (STL) with a 5-for-6 performance at the plate ... scored two runs, hit a triple and drove in a run as well.
- Saw the vast majority of his playing time in right field, appearing in 125 games with 122 starts (1086.2 innings), while also making two starts in left field (13.0 innings) ... recorded six outfield assists in right field.
- Following the season, ranked as the No. 9 prospect in the Royals organization and No. 10 prospect in the Texas League by *Baseball America*.

## CAREER BATTING

YEAR	CLUB	AVG	G	AB	R	H	TB	2B	3B	HR	RBI	BB	IBB	SO	SB	CS	OBP	SLG	OPS
2010	DSL Royals (R)	.335	48	164	22	55	78	16	2	1	28	26	1	27	13	5	.429	.476	.905
	Surprise (R)	.211	21	76	9	16	26	0	5	0	6	6	1	31	1	2	.271	.342	.613
2011	Burlington (R)	.284	62	236	26	67	116	20	4	7	30	16	0	58	5	6	.333	.492	.825
2012	Kane County (A)	.282	105	412	54	116	178	20	6	10	61	30	1	84	6	3	.336	.432	.768
2013	Surprise (R)	.300	9	30	4	9	16	3	2	0	6	4	0	6	1	0	.400	.533	.933
	Wilmington (A+)	.296	54	206	32	61	84	11	3	2	29	23	0	40	0	2	.368	.408	.776
	NW Arkansas (AA)	.301	25	93	15	28	41	7	0	2	19	11	1	23	2	1	.371	.441	.812
2014	NW Arkansas (AA)	.230	132	505	49	116	156	20	4	4	51	50	0	127	8	3	.302	.309	.611
2015	NW Arkansas (AA)	.240	125	483	60	116	201	30	2	17	64	42	0	126	3	2	.305	.416	.721
2016	Omaha (AAA)	.277	134	495	82	137	228	22	6	19	86	51	1	130	6	2	.351	.461	.812
2017	Omaha (AAA)	.314	13	51	6	16	31	2	2	3	12	6	0	8	0	0	.386	.608	.994
	KANSAS CITY	.255	113	384	55	98	166	15	1	17	40	35	0	118	1	1	.320	.432	.752
2018	Omaha (AAA)	.392	13	51	11	20	27	5	1	0	9	7	0	12	0	0	.466	.529	.995
	KANSAS CITY	.225	69	236	31	53	85	16	2	4	23	29	1	71	0	1	.312	.360	.672
2019	Omaha (AAA)	.222	117	451	67	100	188	18	5	20	62	38	1	121	6	4	.284	.417	.701
	KANSAS CITY	.350	5	20	3	7	10	3	0	0	3	1	0	7	0	0	.381	.500	.881
2020	DETROIT	.221	30	86	8	19	28	3	0	2	17	5	0	26	0	0	.277	.326	.603
2021	Reading (AA)	.251	49	171	31	43	92	13	0	12	41	24	2	41	1	0	.343	.538	.881
	Lehigh Valley (AAA)	.261	44	153	28	40	72	13	2	5	19	28	0	41	4	2	.377	.471	.848
	PHILADELPHIA	.091	7	11	0	1	1	0	0	0	2	1	0	6	0	0	.167	.091	.258
2022	Lehigh Valley (AAA)	.240	112	383	44	92	156	17	1	15	57	47	0	125	8	2	.336	.407	.743
MAJOR LEAGUE TOTALS (5 SEASONS)		.242	224	737	97	178	290	37	3	23	85	71	1	228	1	2	.312	.393	.705
MINOR LEAGUE TOTALS (12 SEASONS)		.261	1063	3960	540	1032	1690	217	45	117	580	409	8	1000	64	34	.334	.427	.761

## 2013

- Split the season between the Wilmington Blue Rocks (A+) and NW Arkansas Naturals (AA), combining for 88 games while also appearing in action with the Surprise Royals (R) while on rehab.
- Finished a home run shy of the cycle on April 22 @ Salem (BOS), as he went 4-for-6 with two singles, a double, triple and five runs batted in.
- After 54 games in High-A and nine rehab games in the Arizona League, promoted to Double-A on July 29 and finished the season with the Naturals.
- Played two games for NW Arkansas in July then 23 in August, where he slashed .302/.378/.442 (26-for-86) with six doubles, two home runs and 17 runs batted in ... produced a nine-game hitting streak.
- On the Disabled List from May 13 to July 8 with a left hand hamate fracture, then sidelined again from August 28 to September 4 with a right little toe sprain.
- Following the Minor League season, assigned to the Arizona Fall League's Peoria Javelinas and slashed .213/.300/.295 (13-for-61) with five doubles and four runs batted in over 18 games ... selected for the AFL's Rising Stars Game (All-Star Game).
- After the season, ranked as the No. 90 prospect in baseball, the No. 4 prospect in the Royals organization and No. 11 prospect in the Carolina League by *Baseball America*.

## 2012

- Spent the entire season with the Kane County Cougars (A) and was named to the Midwest League midseason All-Star Team and recognized as Kane County's Player of the Year in 2012, his third straight season recognized as his team's Player of the Year.
- Produced an 11-game hitting streak from April 6 to 17, slashing .452/.531/.619 (19-for-42) with four doubles, one home run and seven runs batted in.
- Out of action on the 7-Day Disabled List from August 10 to September 19 with a left wrist TFCC injury.
- After the season, ranked as the No. 4 prospect in the Royals organization and No. 13 prospect in the Midwest League by *Baseball America*.

## 2011

- Spent the entire season with the Burlington Royals (R) in the Appalachian League and was named Burlington's Player of the Year ... over 62 games, he slashed .284/.333/.492 (67-for-236).
- Ranked tied for 5th in the Appalachian League with 20 doubles, tied for 5th with 31 extra-base hits and tied for 9th with four triples and 116 total bases.
- Posted career-best 18-game hitting streak from June 26 to July 16, a stretch where he slashed .375/.395/.653 (27-for-72) with eight doubles, three triples, two home runs and 12 runs batted in.

## 2010

- Split the season between the Dominican Summer League and Arizona League and played 69 games between the DSL Royals (R) and Surprise Royals (R) ... named the Dominican Royals Player of the Year and selected to the Dominican Summer League midseason All-Star Team.
- Ranked 6th in the DSL with a .335 average (55-for-164), 476 slugging percentage and .904 OPS, 7th with a .429 on-base percentage and tied for 9th with 16 doubles.
- Transferred to the Arizona League on August 3 and finished the year stateside with 29 games in the AZL ... hit just .211 (16-for-76) with a .613 OPS.

## MISCELLANEOUS

- Full name is **Jorge Luis Bonifacio**
- Since the 2012/13 baseball offseason, has played for Tigres del Licey in the Dominican Winter League (LIDOM) every season ... in 201 games, has slashed .248/.315/.376 (172-for-694) with 38 doubles, 6 triples, 13 home runs and 84 runs batted in ... Licey won league champions in the 2013/14, 2016/17 and 2022/23 seasons.
- Lists his older brother Emilio as his biggest influence in baseball ... Emilio has played professionally since 2003 and spent 12 years in the Major Leagues ... played 834 big league games between the Diamondbacks (2007-2008), Nationals (2008, 2020), Marlins (2009-2012), Blue Jays (2013), Royals (2013), Cubs (2014), Braves (2014, 2016-17) and White Sox (2015).





# JONATHAN BOWLAN

boh-in



**BATS**  
R

**THROWS**  
R

**HEIGHT**  
6'6"

**WEIGHT**  
240 LBS

**OPENING DAY AGE**  
26

**BORN:** December 1, 1996 in Arlington, Tennessee 🇺🇸

**RESIDES:** Arlington, Tennessee

**ACQUIRED:** 2<sup>nd</sup>-Round selection in the 2018 MLB Draft (58<sup>th</sup> Overall)

**COLLEGE:** University of Memphis (Memphis, Tennessee)

**HIGH SCHOOL:** Bartlett High School (Bartlett, Tennessee)

**PRO DEBUT:** June 19, 2018 (Idaho Falls) 3.0 IP, 2 ER, 1 K vs. Grand Junction

**40-MAN ROSTER:** Added by Kansas City on November 19, 2021

RIGHT-HANDED PITCHER

## 2022 SEASON

- After undergoing Tommy John Surgery in 2021, made his return to the mound on June 17 in the Arizona Complex League and made seven starts with the ACL Royals (R), then one start with Quad Cities (A+) and he finished the year with NW Arkansas (AA) for his final nine starts.
- With the ACL Royals, made seven starts and threw a total of 13.1 innings, struck out a career-high 12 batters over 5.0 innings on July 11 @ ACL Dodgers for 12 of his 15 outs ... after rehabbing in Arizona, was activated from the Injured List and transferred to Quad Cities on July 17, started for the River Bandits on July 22 vs. South Bend (CHC), threw 4.0 scoreless and struck out six.
- Pitched at least 4.0 innings in seven of his nine starts with NW Arkansas, including a pair of five-inning outings (August 28 vs. Springfield and September 15 vs. Frisco).
- Was named Texas League Pitcher of the Week for the week of August 22 to 28, after throwing 5.0 scoreless innings on August 28 vs. Springfield (STL) and allowing just two hits with two strikeouts to earn his first win of 2022 with the Naturals.
- After allowing two home runs in each of his first two starts, allowed three homers over his final seven starts ... 10 of 33 runs (30%) allowed with the Naturals came on home runs.
- Pitched his best at the Double-A level in the first inning, holding opposing hitters to a .182 (6-for-33) batting average in the first frame of the game, without any first inning home runs surrendered.

## AWARDS AND ACCOLADES

**2019** South Atlantic League Midseason All Star (LEX)  
**NO-HITTER** 7/15/2019 (Wilmington) vs. Carolina Mudcats

## CAREER HIGHS

**INNINGS:** 9.0 – 7/15/19 vs. Carolina  
**STRIKEOUTS:** 12 – 7/11/22 vs. ACL Dodgers  
**WALKS:** 4 (2) – Last: 9/15/22 vs. Frisco  
**HITS:** 12 – 7/21/18 @ Missoula  
**EARNED RUNS:** 2 (2x) – Last: 7/21/18 @ Missoula  
**HOME RUNS:** 2 (3x) – Last: 8/4/22 vs. Tulsa  
**PITCHES THROWN:** 98 (3x) – Last: 8/1/19 vs. Fayetteville  
**SCORELESS STREAK:** 11.1 IP – 7/15/19 to 7/21/19



## 2021

- Began the season with NW Arkansas (AA) and started four games for the Naturals, going 2-0 with a 1.59 ERA (3 ER in 17.0 IP).
- Pitched at least 5.0 innings with at least six strikeouts each of his first three starts, with a career-high 10 strikeouts in his Double-A debut on May 5 in the Naturals' second game of the season @ Arkansas (SEA) ... pitched a season-high 6.0 innings in his second start, on May 12 vs. Tulsa (LAD).
- Exited his start on May 23 @ Springfield (STL) after striking out two and throwing just 10 pitches ... subsequently missed the rest of the season after undergoing Tommy John surgery on June 1.
- Added to Kansas City's 40-man roster along with five other players, on November 19, 2021.
- Entered 2021 ranked by *Baseball America* as the No. 9 Royals prospect and MLB Pipeline's No. 8 prospect in the Royals system.

## 2020

- Was a late addition to the Royals' Alternate Training Site in Kansas City and participated in the Royals' post-season camp/instructional league at Kauffman Stadium in October.
- Entered 2020 ranked by *Baseball America* as the No. 11 Royals prospect and MLB Pipeline's No. 8 prospect in the Royals system.

## 2019

- Split the year between Lexington (A) and Wilmington (A+), combining to go 11-5 with a 3.1 ERA (51 ER in 146.0 IP) with 150 strikeouts (9.24 K/9), compared to just 23 walks (1.42 BB/9).
- Among Royals farmhands, he ranked tied for second in wins, third in strikeouts, fifth in innings, eighth in starts (23) ... also among pitchers who worked at least 80.0 innings, ranked first in strikeouts/walk ratio (6.52), second in WHIP (0.99) and eighth in ERA (3.14).
- Threw the second no-hitter in Wilmington (A+) history on July 15 vs. Carolina (MIL), with nine strikeouts and no walks on 98 pitches (63 strikes) ... the lone base runner reached on a throwing error in the second inning ... earned Carolina League Pitcher of the Week honors on July 21.
- Named a South Atlantic League Midseason All-Star representing Lexington,

working 0.2 innings and allowing one hit with one strikeout in the contest in Charleston, West Virginia.

- Tallied a career-high nine strikeouts in five different starts, including his first outing of the year with 6.0 innings on 4/8 vs. West Virginia (SEA).
- Held opponents to a .227 batting average (121-533), which included right-handers batting .216 (69-for-320) against him.

Ended 2019 ranked as MLB Pipeline's No. 30 Royals prospect.

## 2018

- Made nine starts for Idaho Falls (Rookie Advanced) during his first professional season ... earned his first victory on July 7 @ Orem (LAA), allowing one run on two hits over 5.0 innings, with a season-high six strikeouts.
- After pitching to a 2.25 ERA (4 ER in 16.0 IP) over his first four starts, surrendered seven earned runs in consecutive outings (July 14, 21), opening a four-start losing streak (July 14 – August 20).

## COLLEGE (2016-2018)

- Pitched collegiately at the University of Memphis for three seasons, where he posted a 3.71 ERA (35 ER in 85.0 IP) with 104 strikeouts in 2018 as a junior for the Tigers.
- Notched double-digit strikeouts in three starts in 2018, and posted at least five strikeouts in all but two starts ... fanned a school record and 2018 Division 1-best 18 hitters in a complete game win over South Florida (2 ER, 9.0 IP) on April 28.
- Recorded a team-high 78 strikeouts as a sophomore in 2017, holding batters to a .235 average.

## MISCELLANEOUS

- Entered 2023 ranked by *Baseball America* as the No. 11 Royals prospect and the No. 11 prospect in the system according to MLB Pipeline.
- 2015: Graduated from Bartlett High School (Tennessee) where he was named Male Athlete of the Year as a senior ... played the first three years of high school baseball at Arlington High School, helped them to a state championship in 2012 as a freshman.
- His father, Mark, threw the lone perfect game in the history of the University of Memphis program (1987–1989) and pitched two seasons (44 games) in the St. Louis Cardinals' organization (1989 & 1991).

## CAREER PITCHING

YEAR	CLUB	W	L	ERA	G	GS	CG	SHO	SV	SVO	IP	H	R	ER	HR	HB	BB	SO	WHIP	AVG
2018	Idaho Falls (R)	1	4	6.94	9	9	0	0	0	0	35.0	51	30	27	6	0	9	23	1.71	.329
2019	Lexington (A) ○	6	2	3.36	13	11	0	0	1	1	69.2	55	30	26	4	8	10	74	0.93	.216
	Wilmington (A+) ○	5	3	2.95	13	12	1	1	0	0	76.1	66	25	25	5	0	13	76	1.03	.237
2020	Did not play (no minor league season)																			
2021	NW Arkansas (AA) ○	2	0	1.59	4	4	0	0	0	0	17.0	13	3	3	0	0	3	25	0.94	.206
2022	ACL Royals (R)	0	1	5.12	7	7	0	0	0	0	19.1	29	11	11	1	1	4	26	1.71	.354
	Quad Cities (A+)	0	0	0.00	1	1	0	0	0	0	4.0	6	0	0	0	0	1	6	1.75	.333
	NW Arkansas (AA)	1	3	6.92	9	9	0	0	0	0	39.0	51	33	30	7	4	17	30	1.74	.317
<b>MINOR LEAGUE TOTALS (4 SEASONS)</b>		<b>15</b>	<b>13</b>	<b>4.22</b>	<b>56</b>	<b>53</b>	<b>1</b>	<b>1</b>	<b>1</b>	<b>1</b>	<b>260.1</b>	<b>271</b>	<b>132</b>	<b>122</b>	<b>23</b>	<b>13</b>	<b>57</b>	<b>260</b>	<b>1.26</b>	<b>.268</b>





# TUCKER BRADLEY



**BATS**  
L

**THROWS**  
L

**HEIGHT**  
6'0"

**WEIGHT**  
195 LBS

**OPENING DAY AGE**  
24

**BORN:** May 6, 1998 in Chickamauga, Georgia 🇺🇸

**RESIDES:** Atlanta, Georgia

**ACQUIRED:** June 23, 2020 – Signed as an Undrafted Free Agent

**COLLEGE:** University of Georgia (Athens, Georgia)

**HIGH SCHOOL:** Gordon Lee High School (Chickamauga, Georgia)

**PRO DEBUT:** May 6, 2021 (Columbia): 1-for-4 @ Augusta

## 2022 SEASON

- Spent the entire season with NW Arkansas (AA) over 110 games, slashed .293/.382/.455 (116-for-396, with 37 extra-base hits (22 doubles, three triples, 12 home runs) and 19 steals ... after playing in 88% of the team's first 125 games, missed the last 12, placed on the Injured List on September 8.
- Led qualified natural hitters (min. 372 plate appearances) in every average category, including batting average (.293), on-base percentage (.382), slugging percentage (.455) and OPS (.837) ... also led NW Arkansas in hits (116) and tied for the team lead in triples (three).
- Ranked 3rd among Kansas City's Minor League hitters in on-base percentage, while 5th in average, 6th in hits (116), 8th in OPS and total bases (180), tied 8th in runs scored (73) and 9th in slugging percentage ... in the Texas League, he ranked 8th in on-base percentage and 10th in OPS ... his OPS ranked 14th among all qualified Double-A players.
- Reached base at least once in 90 of the 109 games he played (82.57%) and reached base multiple times 56 times ... had hits in 76 of 109 games and a team-best 33 multi-hit games, with 17 multi-run games and 11 multi-RBI games.
- After making his first start in the third game of the season on April 10, his batting average dipped below .280 just twice, while staying above .290 for 3/4 of the season, he ended the day with a batting average of .290 or better after 86 of 109 games.
- Hit first in the order in 41 of the Naturals' 138 games this year, which ranked second on the team behind Maikel Garcia (76).
- Hit the first grand slam of his professional career on April 23 @ Frisco, then added another on May 13 vs. Wichita, the seventh player in Naturals history to hit two grand slams in the same regular season, just the third to hit both within the span of a month ... one of seven Texas League players with multiple grand slams.
- Reached base at least twice in seven straight games from July 26 to August 2 and hit .458 (11-for-24) with eight walks and a 1.219 OPS.
- Homered five times in a 10-game stretch from August 20 to September 2, including three straight games from August 30 to September 2.
- Of the five months where he played at least 15 games, hit better than .300 in three of them, including a .366 average (30-for-82) in July with a .968 OPS.
- His seven outfield assists ranked second on the Naturals behind Tyler Gentry's nine, with six coming in left field and tied for the most by any Natural at one outfield position (John Rave, six in CF and Seuly Matias, six in RF).

## CAREER HIGHS

**HITS:** 3 (16x) – Last: 8/7/22 vs. Tulsa

**RUNS:** 3 (5x) – Last: 9/2/22 @ Tulsa

**DOUBLES:** 2 (2x) – Last: 8/25/21 vs. Wisconsin

**HOME RUNS:** 2 – 8/10/21 vs. Beloit

**RUNS BATTED IN:** 5 – 6/24/21 @ Beloit

**WALKS:** 3 (3x) – Last: 9/3/22 @ Tulsa

**STEALS:** 3 – 7/9/22 vs. Tulsa

**HIT STREAK:** 8 Games – 7/14/21 to 7/24/21

**ON-BASE STREAK:** 12 Games (2x) – Last: 6/24/22



## 2021

- Began his professional career splitting the year between Columbia (A) and Quad Cities (A+) ... combined to slash .285/.380/.427 (94-for-330) with 30 extra-base hits (19 doubles, five triples and five home runs) and 45 runs batted in.
- Only played in eight games for the Fireflies, hitting .348 (8-for-23) in May before getting called up to the River Bandits (A+) on May 20, where he played the remainder of the season.
- Ranked among organizational leaders in several key offensive categories ... his .380 on-base percentage placed 4th in the system among qualified Royals Minor League players, while his .285 average and .807 OPS ranked 8th ... five triples ranked tied for 4th in the organization, four of which came in June with the River Bandits.
- After his late-May promotion to High-A, continued to hit with Quad Cities, batting .292 (7-for-24) over the last eight games of May, then quickly picked up the pace even more in June, slashing .324/.383/.554 (24-for-74) across 23 games with 16 runs scored, three doubles, four triples and two home runs, as well as a season-high 15 runs batted in during the season's second month.
- Had an incredible productive month of August as well, slashing .333/.419/.531 (27-for-81) with nine extra-base hits and 13 runs batted in ... produced his first career two-homer game on August 10 against Beloit (MIA), going 3-for-4 with a double and solo shots in the third and fourth innings, his first two plate appearances of the day in a 10-6 win over the Snappers.
- Largely split his season playing the corner outfield spots across the two levels, making 42 starts in left field (367.2 innings) and 43 in right field (383.0 innings), also seeing time with six starts (49.0 innings) in center field ... only made two errors in 150 total chances (.987 fielding percentage), with 12 combined outfield assists, 5 in left, one in center and six in right.

## 2020

- After the 2020 MLB Draft was shortened to just five rounds, signed as an undrafted free agent with Kansas City Royals on 6/14, three days after the draft concluded.

## COLLEGE (2017-2020)

- Graduated from the University of Georgia, where he finished his collegiate career slashing .317/.384/.412 (143-for-451) in 125 games with 14 doubles, 9 home runs and 62 RBI across all four outfield positions.

- REDSHIRT JUNIOR (2020):** In 18 games, hit .397 (25-for-63) including six home runs, 23 runs batted in, and eight stolen bases, before Georgia's 2020 season was suspended due to the coronavirus outbreak ... over three relief appearances, pitched 4.1 scoreless innings in the mound ... helped lead the Bulldogs to a 14-4 record, as Georgia finish ranked as high as No. 2 (USA TODAY Sports Top 25) in the national polls.
- JUNIOR (2019):** In the opening three-game series against Dayton, suffered a shoulder injury while diving to make a catch, ending his season after three games, so he applied for a redshirt season.
- SOPHOMORE (2018):** Hit .300 (67-for-223) across 54 games (53 starts) with three doubles, three home runs and 26 runs batted in as team went 39-21 and advanced to the NCAA Athens Regional Finals ... led the team with 12 stolen bases ... collected 22 multiple-hit games and a career best 14-game hitting streak.
- FRESHMAN (2017):** Led the team with a .314 batting average (49-for-156) and appeared in 44 games (41) starts as the team went 25-32 and advanced to the SEC tournament ... saw action on the mound with seven relief appearances in February and March, going 0-0, 3.52 ERA and one save in 7.2 innings with eight walks and 11 strikeouts ... considers one of his favorite baseball memories to be playing the Arkansas Razorbacks at Baum-Walker Stadium.
- Named to the J. Reid Parker Director of Athletics Honor Roll three straight years, in 2017, 2018 and 2019 ... named to the SEC Academic Honor Roll in 2018 and 2019 ... recipient of the Leon Farmer Athletic Scholarship Endowment in both 2019 and 2020.

## MISCELLANEOUS

- Enters 2023 ranked by MLB Pipeline as the No. 28 Royals prospect.
- Full name is **Tucker Wade Bradley**
- 2016: Graduated from Gordon Lee High School (Georgia), where he lettered all four years as a pitcher and outfielder ... named first team All-State and selected to play in the Georgia Senior All-State game ... 2016 Walker County Player of the Year, led the county in nine different offensive categories.
- Appeared in Sports Illustrated's "Faces In The Crowd" after memorable Senior Night performance against rival Darlington ... tossed a complete game with no walks and seven strikeouts, hitting the cycle in order with 6 RBI.

## CAREER BATTING

YEAR	CLUB	AVG	G	AB	R	H	TB	2B	3B	HR	RBI	BB	IBB	SO	SB	CS	OBP	SLG	OPS
2020		Did not play (no minor league season)																	
2021	Columbia (A)	.348	8	23	2	8	9	1	0	0	3	4	0	3	3	1	.500	.391	.891
	Quad Cities (A+) ◯	.280	86	307	53	86	132	18	5	6	42	42	0	77	9	1	.370	.430	.800
2021	NW Arkansas (AA)	.293	110	396	73	116	180	22	3	12	53	55	2	84	19	6	.382	.455	.837
MINOR LEAGUE TOTALS (2 Seasons)		.289	204	726	128	210	321	41	8	18	98	101	2	164	31	8	.381	.442	.823

STORM CHASERS ORGANIZATION

2023 OMAHA STORM CHASERS

2022 SEASON IN REVIEW

PLAYER & COACH DATABASE

HISTORY & RECORDS

INTERNATIONAL LEAGUE

ROYALS ORGANIZATION

GENERAL INFORMATION



# JOSÉ BRICEÑO

bree-SENN-yoh



**BATS**  
R

**THROWS**  
R

**HEIGHT**  
6'1"

**WEIGHT**  
225 LBS

**OPENING DAY AGE**  
30

**BORN:** September 19, 1992 in Caracas, Venezuela 🇻🇪

**RESIDES:** Mesa, Arizona

**ACQUIRED:** January 18, 2023 – Signed as a Minor League Free Agent

**SIGNED:** July 3, 2009 – Signed by Colorado as an International Free Agent

**PRO DEBUT:** May 29, 2010 (DSL Rockies) 1-for-4, 1 RBI vs. DSL Orioles L

**MLB DEBUT:** May 26, 2018 (LOS ANGELES, AL) 2-for-4, HR, 2 RBI @ NEW YORK (AL)

**MLB SERVICE TIME:** 153 Days

## 2022 SEASON

- Returned to the Lexington Legends in the independent Atlantic League to begin the season and appeared in 26 games before signing with Kansas City on May 23 and reporting to Omaha (AAA), where he finished the season, slashing .252/.298/.405 (33-for-133) with the Storm Chasers.
- Appeared in 41 games with the Chasers, including 37 games (34 starts) at catcher, also playing three games (one start) at first base and one start as the designated hitter.
- Made his Omaha debut on May 25 @ Louisville (CIN) and went 2-for-6 with an RBI in a 19-0 Storm Chasers win, his first of nine multi-hit games at Triple-A in 2022.
- Contributed to Omaha's franchise record nine-homer game on July 4 vs. Toledo (DET) with his second of four home runs on the season, a three-run homer to left field in the second inning.

## 2021

- After signing with Colorado in November 2020, began the season in Albuquerque (AAA), where he played in 33 games before being released on July 21.
- Signed with the Lexington Legends in the independent Atlantic League on August 20 and played in 38 games, where he hit .333 (49-for-149) and posted a 1.077 OPS while guiding the Legends to the Atlantic League championship.

## 2020

- Signed a Minor League contract with the Los Angeles Angels on January 31 and spent much of the season at the alternate site (Long Beach State University), but had his contract purchased on August 31 and appeared in two games for the Angels, on September 4 and 5 vs. Houston, going 1-for-5 with one walk and one strikeout, starting the second game.
- Optioned to the alternate site on September 6, outrighted to Triple-A on October 30 and became a free agent on November 2 and signed with Colorado on November 13.

## 2019

- Spent the season with the Salt Lake Bees (AAA), playing in just 22 games due to a strained shoulder ... slashed .215/.262/.405 (17-for-79) with four homers and 17 RBI.

## 2018

- Began the season in Salt Lake (AAA), but had his contract selected on May 20 by the Angels and appeared in 46 Major League games with Los Angeles, including his big league debut on May 26 at Yankee Stadium.
- Went 2-for-4 with a home run and two RBI in his Major League debut against the Yankees ... the seventh player in Angels history to hit a home run in his MLB debut.
- Became the first Angel to homer in his first two Major League starts, homering again on May 31 @ Detroit, his second start in the big leagues.
- Hit pinch-hit home runs on September 23 @ Houston and September 24 @ Texas, the second player in Angels history with pinch-hit homers in consecutive games.
- Slashed .261/.272/.500 (23-for-88) with six home runs and 20 runs batted in over 23 Triple-A games to start the year before getting called up.

## AWARDS AND ACCOLADES

**2016** Angels Minor League Defensive Player of the Year

**2014** MiLB Organizational All-Star, Colorado (ASH)

## CAREER HIGHS

**HITS:** 4 (7x) – Last: 4/4/19 @ Albuquerque  
**RUNS:** 4 (2x) – Last: 7/1/13 vs. Orem  
**DOUBLES:** 3 – (3x) – Last: 7/30/22 @ Syracuse  
**HOME RUNS:** 3 – 6/28/13 vs. Orem  
**RUNS BATTED IN:** 7 – 6/28/13 vs. Orem  
**WALKS:** 3 – 7/18/11 @ DSL Padres  
**STEALS:** 3 – 6/21/10 vs. DSL Diamondbacks  
**HIT STREAK:** 16 Games – 7/10/13 to 8/2/13  
**ON-BASE STREAK:** 21 Games – 7/10/13 to 9/8/13



## 2017

- Spent most of the season with the Mobile BayBears (AA), playing 92 of his 95 games in Triple-A, with the last three coming at the end of the season with Salt Lake (AAA).

## 2016

- Appeared in 98 total games between Inland Empire (A+), Arkansas (AA) and Salt Lake (AAA) ... won the Angels Minor League Defensive Player of the Year Award.

## 2015

- Prior to the season (January 30, 2015), was traded to Atlanta with C Chris O'Dowd for RHP David Hale and RHP Gus Schloser ... spent the season with the Carolina Mudcats, where he appeared in 88 games ... after the season (November 12, 2015, was traded to the Angels with IF Andrelton Simmons for IF Erick Aybar, RHP Chris Ellis and LHP Sean Newcomb.

## 2014

- Spent the entire season in Asheville, helping the Tourists win the South Atlantic League championship ... named an MiLB.com Organization All-Star for Colorado after slashing .283/.336/.576 (150-for-315) with 12 home runs over 84 games.

## 2010-13

- Debuted professionally in 2010 in the Dominican Summer League, playing 52 games ... returned to the DSL Rockies (R) in 2011 and hit .288 (46-for-160) with a .752 OPS ... came stateside in 2012 to play seven games for the Grand Junction Rockies (R) in the Pioneer League ... after beginning 2013 with the Asheville Tourists (A), returned to Grand Junction and split time between the two the rest of the season.

## CAREER BATTING

YEAR	CLUB	AVG	G	AB	R	H	TB	2B	3B	HR	RBI	BB	IBB	SO	SB	CS	OBP	SLG	OPS
2010	DSL Rockies (R)	.205	52	151	12	31	37	6	0	0	17	17	0	28	9	5	.295	.245	.540
2011	DSL Rockies (R)	.288	47	160	26	46	58	10	1	0	18	23	0	22	12	3	.389	.363	.752
2012	Grand Junction (R)	.391	7	23	5	9	15	0	0	2	5	2	0	2	0	0	.462	.652	1.114
2013	Grand Junction (R)	.333	36	153	32	51	94	16	0	9	30	5	1	30	8	2	.356	.614	.970
	Asheville (A)	.264	26	91	12	24	33	6	0	1	8	5	0	20	1	0	.302	.363	.665
2014	Asheville (A)	.283	84	315	38	89	150	23	1	12	50	16	1	57	8	4	.336	.476	.812
2015	Carolina (A+)	.183	88	311	32	57	83	14	0	4	20	12	0	52	2	0	.215	.267	.482
2016	Inland Empire (A+)	.240	33	125	10	30	39	6	0	1	11	9	0	28	1	1	.285	.312	.597
	Arkansas (AA)	.225	62	227	25	51	76	12	2	3	21	11	0	42	2	2	.259	.335	.594
	Salt Lake (AAA)	.300	3	10	2	3	4	1	0	0	3	2	0	1	0	0	.417	.400	.817
2017	Mobile (AA)	.194	92	351	34	68	111	12	2	9	41	23	1	73	7	2	.242	.316	.558
	Salt Lake (AAA)	.200	3	10	1	2	2	0	0	0	0	0	0	1	1	0	.200	.200	.400
2018	Salt Lake (AAA)	.277	29	112	22	31	60	5	0	8	25	4	0	22	3	0	.297	.536	.833
	LOS ANGELES (AL)	.239	46	117	12	28	45	2	0	5	10	8	0	35	0	1	.299	.385	.684
2019	Salt Lake (AAA)	.215	22	79	8	17	32	3	0	4	17	3	0	20	2	0	.262	.405	.667
2020	LOS ANGELES (AL)	.200	2	5	0	1	1	0	0	0	0	1	0	1	0	0	.333	.200	.533
2021	Lexington (IND – Atl.)	.333	38	147	34	49	100	12	0	13	36	12	0	29	0	0	.396	.680	1.076
	Albuquerque (AAA)	.218	33	101	14	22	44	7	0	5	15	6	0	24	1	0	.261	.436	.697
2022	Lexington (IND – Atl.)	.237	26	97	16	23	39	7	0	3	19	14	0	19	3	0	.327	.402	.729
	Omaha (AAA)	.252	41	131	18	33	53	8	0	4	21	6	0	31	0	0	.298	.405	.703
	MAJOR LEAGUE TOTALS (2 SEASONS)	.238	48	122	12	29	46	2	0	5	10	9	0	36	0	1	.301	.377	.678
	MINOR LEAGUE TOTALS (12 SEASONS)	.240	658	2,350	291	564	891	129	6	62	302	144	3	453	57	19	.289	.379	.668
	INDV LEAGUE TOTALS (2 SEASONS)	.295	64	244	50	72	139	19	0	16	55	26	0	48	3	0	.368	.570	.938



# KRIS BUBIC

boo-bich



LEFT-HANDED PITCHER

<b>BATS</b>	<b>THROWS</b>
L	L
<b>HEIGHT</b>	<b>WEIGHT</b>
6'3"	225 LBS
<b>OPENING DAY AGE</b>	
25	

**BORN:** August 19, 1997 in Cupertino, California   
**RESIDES:** Cupertino, California  
**ACQUIRED:** CBA Round A selection in the 2018 MLB Draft (40<sup>th</sup> OVERALL)  
**COLLEGE:** Stanford University (Palo Alto, California)  
**HIGH SCHOOL:** Archbishop Mitty High School (San Jose, California)  
**PRO DEBUT:** July 5, 2018 (Idaho Falls) 2.2 IP, 2 ER, 1 K vs. Orem  
**MLB DEBUT:** July 31, 2020 (KANSAS CITY) 4.0 IP, 2 ER, 3 K VS. CHICAGO (AL)  
**MLB SERVICE TIME:** 2 Years, 135 Days

## 2022 SEASON

- ♣ In his third season with the Royals, made 28 appearances (27 starts) across two stints tied with Daniel Lynch for the most starts made by a Royal and ranked 5th on the staff with 129.0 innings pitched.
- ♣ For the second straight year, he induced a team-leading 19 double plays, which ranked 4th in the American League. ... his 1.33 GIDP-per-9.0 innings rate was the best in the American League.
- ♣ Over his first six games (five starts), was 0-3 with a 12.83 ERA (19 ER in 13.1 IP) with 11 walks and 10 strikeouts and was optioned to Omaha (AAA) on May 12 ... made three starts in Triple-A and pitched to a 6.59 ERA (10 ER in 13.2 IP) but struck out 17 batters in 13.2 IP (11.2 K/9) with just four walks (4.25 K/BB) ... recalled back to Kansas City on June 4 and finished the season in the majors.
- ♣ In his return to the big leagues on June 4 vs. Houston, threw 5.0 scoreless innings with three strikeouts ... over a 13-game stretch from June 4 to August 10, went 2-3 with a 3.49 ERA (29 ER in 72.2 IP), including four of his seven quality starts in 2022 consecutively from July 17 to August 10.
- ♣ His two longest starts of the season came back-to-back, beginning the stretch of four straight quality starts ... on July 17 @ Toronto, threw 7.0 innings in a no-decision and allowed two unearned runs on five hits with no walks and four strikeouts, one of three outings all year without a walk ... followed him his start against the Blue Jays on July 24 vs. Tampa Bay with 7.0 innings against the Rays, as he allowed two runs on four hits with three walks and four strikeouts.
- ♣ After the strong stretch from June to August, lost his next seven starts between August 15 and September 18 ... went 0-7 with a 7.58 ERA (32 ER in 38.0 IP) while opponents hit for a .385 average (60-for-156) against him ... ended the year, with 5.0 scoreless frames on October 1 vs. Cleveland, his second scoreless outing of the year after his return to the Major Leagues in early June.

## 2021

- ♣ Began the season at the Alternate Site in Springdale, Ark. but was recalled on May 1 and remained with the Royals for the rest of the season ... pitched in 29 games (20 starts) and went 6-7 with a 4.43 ERA (64 ER in 130.0 IP) and 114 strikeouts.
- ♣ After doubling his start total from 2020 (10), tied for 2nd among Royals pitchers with nine quality starts, one behind Brady Singer (10) ... ranked third with 130.0 innings.
- ♣ Three of his nine appearances out of the bullpen were at least 6.0 innings, the most by a Royal in a single season since Terry Leahy (3) in 1989 ... pitched to a 3.08 ERA (9 ER in 26.1 IP), compared to his 4.77 mark (55 ER in 103.2 IP) across 20 starts.
- ♣ After being recalled at the start of May, did not allow a run across 18.0 innings from May 6 to 23, the longest scoreless streak by a Royal in 2021.
- ♣ Pitching against the Chicago Cubs at Wrigley Field on August 21, took a no-hit bid into the 7th inning ... walked the second batter of the game and retired the next 17 straight, including seven strikeouts in a nine-batter span ... despite no rain falling, the game was interrupted by a 34-minute "rain" delay in the top of the 7th and once play resumed, he issued a walk to the first batter, followed by a 2-run homer.
- ♣ Named the Royals Pitcher of the Month for September/October, as he pitched to a 2.20 ERA (8 ER in 32.2 IP) over 6 starts with 26 strikeouts to nine walks (2.9 K/BB).

## 2020

- ♣ Despite having never pitched at the Double-A or Triple-A levels prior to 2020, made his Major League debut and 10 starts for Kansas City in the shortened season, going 1-6 with a 4.32 ERA (24 ER in 50.0 IP) and 49 strikeouts.
- ♣ Made his MLB debut in the Royals' eighth game of the season on July 31 vs. Chicago (AL) and allowed two earned runs on three hits and one walk with three strikeouts ... earned his first big league win in his eighth start of the season, on September 11 vs. Pittsburgh with 5.0 one-run innings and six strikeouts.
- ♣ His 8.82 K/9 (49 K in 50.0 IP) set a Royals franchise record and was the second-best among Major League rookies, behind only Houston's Cristian Javier (8.94).
- ♣ In his debut on July 31, became the youngest Royals pitcher (22 years, 347 days) to make his MLB debut as a starting pitcher since the late Yordano Ventura (22 years, 106 days) debuted on September 17, 2013 vs. Cleveland.
- ♣ Held opposing teams to two earned runs or fewer in seven of his 10 starts, tied with Minnesota's Randy Dobnak for the most among American League rookies and behind only Dustin May (10) of the Los Angeles Dodgers for most among all rookies.

## CAREER PITCHING

YEAR	CLUB	W	L	ERA	G	GS	Cg	SHO	SV	SVO	IP	H	R	ER	HR	HB	BB	SO	WHIP	AVG
2018	Idaho Falls (R)	2	3	4.03	10	10	0	0	0	0	38.0	38	25	17	2	3	19	53	1.50	.253
2019	Lexington (A)	4	1	2.08	9	9	0	0	0	0	47.2	27	14	11	3	1	15	75	0.88	.164
	Wilmington (A+)	7	4	2.30	17	17	2	1	0	0	101.2	76	28	26	3	6	27	110	1.01	.215
2020	KANSAS CITY	1	6	4.32	10	10	0	0	0	0	50.0	52	29	24	8	2	22	49	1.48	.263
2021	KANSAS CITY	6	7	4.43	29	20	0	0	0	0	130.0	121	67	64	22	7	59	114	1.38	.248
2022	Omaha (AAA)	0	2	6.59	3	3	0	0	0	0	13.2	14	10	10	2	0	4	17	1.32	.264
	KANSAS CITY	3	13	5.58	28	27	0	0	0	0	129.0	156	87	80	18	4	63	110	1.17	.306
MAJOR LEAGUE TOTALS (3 SEASONS)		10	26	4.89	67	57	0	0	0	0	309.0	329	183	168	48	13	144	273	1.53	.275
MINOR LEAGUE TOTALS (4 SEASONS)		13	10	2.87	39	39	2	1	0	0	201.0	155	77	64	10	10	65	255	1.09	.215

## AWARDS AND ACCOLADES

- 2019 Paul Splittorff Minor League Pitcher of the Year
- 2019 Pitcher of the Year, Wilmington Blue Rocks (A+)
- 2019 MiLB.com Fan's Choice: Best Starting Pitcher
- 2019 MiLB.com Organization All-Star, LHP (LEX/WIL)
- 2019 Carolina League Postseason All-Star (WIL)
- 2019 Baseball America Class High A All-Star (WIL)
- 2019 SiriusXM All-Star Futures Game Selection (WIL)
- 2018 Pioneer League Midseason All-Star (IDF)

## CAREER HIGHS

**INNINGS:** 9.0 (2x) – Last: 8/15/19 vs. Lynchburg  
**STRIKEOUTS:** 12 – 4/12/19 vs. HOUSTON  
**WALKS:** 6 (2x) – Last: 7/7/22 @ CLEVELAND  
**HITS:** 10 (2x) – Last: 9/13/22 @ MINNESOTA  
**EARNED RUNS:** 7 – 8/15/21 vs. ST. LOUIS  
**HOME RUNS:** 4 – 6/8/21 @ LOS ANGELES (AL)  
**PITCHES THROWN:** 111 – 8/8/19 @ Fayetteville  
**SCORELESS STREAK:** 18.0 IP – 5/6/21 to 5/23/21



## 2019

- ♣ Named Kansas City's Paul Splittorff Minor League Pitcher of the Year and the Wilmington Blue Rocks Pitcher of the Year, as he split the season between Lexington (A) and Wilmington (A+), combined for a 11-5 record and 2.23 ERA (37 ER in 149.1 IP) in 26 starts.
- ♣ Led MiLB with 185 strikeouts (11.15 K/9), tied for the Minor League lead with two complete games, ranked 6th in WHIP (0.97), tied 9th in wins and ranked 10th in ERA.
- ♣ Pitched in the SiriusXM All-Star Futures Game on July 7 in Cleveland and recorded the final two outs in the fourth inning ... also named the MiLB.com Fans' Choice for Best Starting Pitcher, an MiLB.com Organization All-Star, a Carolina League postseason All-Star and a Baseball America High Class-A All-Star.
- ♣ Threw complete games in consecutive starts, on August 8 @ Fayetteville (HOU) and August 15 vs. Lynchburg (CLE) ... took a no-hitter into the ninth inning on August 15 but went on to finish the first shutout of his career, as he allowed just one hit to lead off the ninth and one walk over 9.0 scoreless innings.

## 2018

- ♣ Spent his first pro season with Idaho Falls (R) and was named a Pioneer League midseason All-Star ... made 10 starts and struck out 53 in 38.0 innings (12.6 K/9).

## COLLEGE (2016-2018)

- ♣ Attended Stanford University from 2016 to 2018 and pitched in 51 games (36 starts) for the Cardinal, with a 15-10 record, 2.82 ERA (70 ER in 223.1 IP) and 235 strikeouts.
- ♣ **JUNIOR (2018):** Across 15 starts, went 8-1 with a 2.62 ERA (25 ER in 86.0 IP) and 101 strikeouts for the Pac-12 champions ... named All-Pac 12 and was one of 40 players named to the Golden Spikes Award midseason Watch List.
- ♣ Majored in communications and aspires to one day be a sports color commentator.

## MISCELLANEOUS

- ♣ 2015: Graduated from Archbishop Mitty High School (California).





# JOHAN CAMARGO

YO-hahn kuh-MAR-go



## BATS THROWS

S R

HEIGHT WEIGHT  
6'0" 195 LBS

OPENING DAY AGE  
29

**BORN:** December 13, 1993 in Panama City, Panama 🇵🇸

**RESIDES:** Panama City, Panama

**ACQUIRED:** January 25, 2023 – Signed as a Minor League Free Agent

**SIGNED:** July 2, 2010 – Signed by Atlanta as an International Free Agent

**PRO DEBUT:** June 6, 2012 (DSL Braves) 0-for-2, 3 BB, 1 SB @ DSL Brewers

**MLB DEBUT:** April 11, 2-17 (ATLANTA) 0-for-1 @ MIAMI

**MLB SERVICE TIME:** 4 Years, 104 Days

## 2022 SEASON

- ♣️ Signed with the Philadelphia Phillies as a free agent on December 21, 2021 and made his third Opening Day roster (first with Philadelphia) ... appeared in 52 games with the Phillies and slashed .237/.297/.316 (26-for-152) and missed time with two stints on the 10-Day Injured List, first with a strained right knee from June 7 to 21 and again from June 29 to July 16 ... also played 41 games with the Lehigh Valley IronPigs (AAA) and four on rehab assignment with the Reading Fightin Phis (A).
- ♣️ Started the season fairly strong with the Phillies, hitting .269 (14-for-52) with a .686 OPS, largely splitting time between shortstop and third base.
- ♣️ Produced seven multi-hit efforts with Philadelphia, including a 4-for-5 day on April 20 @ Colorado, where he homered and drove in three runs at Coors Field.
- ♣️ Appeared in three Triple-A games between June 17 and 19 while on rehab assignment, then played three more on Major League rehab with the IronPigs between July 8 and 10 ... continued his second rehab assignment in Double-A with the Fightin Phis July 12-15, a span where he went 7-for-15 (.467) over four games, including three multi-hit efforts and three runs batted in ... over six rehab games in Triple-A, went 4-for-22 (.182), including three doubles.
- ♣️ After being activated from the Injured List and recording hits in three of five games between July 16 and 29, was optioned to Triple-A on July 30, where he appeared in 35 games between August and September to end the season and slashed .218/.317/.294 (26-for-119) with five extra-base hits (three home runs) and 20 runs batted in.
- ♣️ Was Designated for Assignment by Philadelphia on September 25 and outrighted off the 40-man roster on September 27, becoming a free agent on October 6.
- ♣️ Signed a Minor League deal with Kansas City on January 25, 2023.

## AWARDS AND ACCOLADES

- 2021 WORLD SERIES CHAMPION (ATL)**
- 2021** MiLB Organizational All-Star, Atlanta 1B (GWN)
- 2015** Carolina League Postseason All-Star (CAR)
- 2015** Player of the Year/Midseason All-Star (CAR)
- 2012** 2012 Cy Young of the Year, DSL Braves (R)

## CAREER HIGHS

**HITS:** 5 – 5/28/14 vs. West Virginia  
**RUNS:** 4 – 5/7/21 @ Charlotte  
**DOUBLES:** 2 – (19x) – Last: 9/9/21 @ Columbus  
**HOME RUNS:** 2 – 5/8/21 @ Charlotte  
**RUNS BATTED IN:** 5 – 6/19/18 @ TORONTO  
**WALKS:** 3 (6x) – Last: 9/2/21 vs. Memphis  
**STRIKES:** 2 (2x) – Last: 5/10/14 vs. Asheville  
**HIT STREAK:** 14 Games – 7/30/13 to 8/13/13  
**ON-BASE STREAK:** 24 Games – 7/21/13 to 8/15/13



## 2021

- ♣️ Split the season between Gwinnett Stripers (AAA) and Atlanta, appeared in 15 games for the Braves across seven stints (April 3-9, April 16-30, May 10-15, May 17-20, May 28-June 2, July 11-16, September 24-25).
- ♣️ Went 0-for-16 at the plate with two walks, one run scored and six strikeouts ... didn't make a start with the Braves, with 14 of his 18 plate appearances as a pinch-hitter.
- ♣️ Named an MiLB.com Organization All-Star at first base in Atlanta's system and spent much of the season in Triple-A, playing 104 games for the Stripers with a .326/.401/.557 (.126-for-386) slash line ... collected 24 doubles, four triples, 19 home runs and 67 runs batted in ... made 56 starts at first base (49.0 innings) and 44 starts at third base (38.4 innings) with Gwinnett, in addition to one game each at shortstop and right field.
- ♣️ Led Braves Minor League hitters in hits (126), total bases (215), batting average (.326), slugging percentage (.557) and OPS (.958), while tied for the system lead in triples (4) ... ranked tied 2nd in the organization in runs scored (70) and extra-base hits (47), 3rd in on-base percentage (.401) and runs batted in (67), tied 3rd with 24 doubles, tied 4th with 47 walks and tied 5th with 19 home runs.
- ♣️ Started a 5-4-3 triple play on June 5 vs Jacksonville (MIA).
- ♣️ Produced a team-best 20-game on-base streak for Gwinnett between July 22 and August 14 and hit .347(26-for-75) with a .923 OPS, eight extra-base hits and 14 RBI.
- ♣️ Appeared in four NLCS games for Atlanta against the Los Angeles Dodgers and went 0-for-4 at the plate for the eventual World Series Champions ... was on the roster but did not appear in a game in the NLDS or World Series.

## 2020

- ♣️ Made the second Opening Day roster of his Major League career and played in 35 of Atlanta's 60 games and started 31 of them ... slashed .200/.244/.367 (24-for-120), with 12 of his 24 hits for extra bases (eight doubles, four home runs).
- ♣️ Made 21 starts at second base (175.0 innings) and 10 at third base (88.0 innings) and per *Statcast*, led the Braves with four Outs Above Average and ranked T-19th in MiLB.
- ♣️ Was on the roster but did not appear in the Wild Card Series or Division Series with Atlanta, but played in four games with the Braves in the National League Championship Series against the Los Angeles Dodgers, going 2-for-8 (.250).

## 2019

- ♣️ Spent most of the season in the Major Leagues with Atlanta, appearing in 98 games across two stints with the Braves, in addition to 14 games with the Gwinnett Stripers (AAA) ... optioned to Triple-A August 16 and recalled back to the big league roster on September 1, then was placed on the Injured List on September 12 with a fractured right shin and missed the remainder of the season.
- ♣️ His four pinch-hit home runs were tied for the second-most in the Major Leagues, with a .940 OPS in 39 pinch-hit plate appearances.
- ♣️ Over his 14 games in Triple-A with Gwinnett between August 17 and 31, slashed .483/.531/.690 (28-for-58) with eight extra-base hits (two homers) and 15 runs batted in ... hit safely in his first 13 Triple-A games, including nine multi-hit games.

## 2018

- ♣️ Spent most of the season in the big leagues with Atlanta and posted Major League career-bests in several offensive categories, including 27 doubles, 19 homers, 76 runs batted in and 51 walks ... slashed .272/.349/.457 (126-for-464) over 134 games.
- ♣️ Began the season on Atlanta's 10-Day Disabled List with a right oblique strain ... made rehab appearances with the Florida Fire Frogs (A+) and Gwinnett Stripers (AAA), then activated on April 18, remained with the Braves through the end of the year.
- ♣️ In his final rehab game on April 18, went 3-for-5 at the plate with Gwinnett in a 12:05 p.m. game vs Scranton/WB (NY) and was activated post-game and appeared in Atlanta's that night against Philadelphia, but struck out.
- ♣️ His 19 home runs were most by an Atlanta third baseman since Chipper Jones had 22 in 2008 ... a 1.023 OPS with runners in scoring position ranked 2nd in the National League behind Joey Votto's 1.028 mark.
- ♣️ Appeared in four National League Division Series games against the Los Angeles Dodgers, but went 0-for-15 as the Dodgers took the series, 3-1.

## 2017

- ♣️ Opened the season with the Gwinnett Braves (AAA) but earned his first Major League call-up on April 11 after playing just three games in Triple-A ... played 82 games for Atlanta across four stints (April 11-20, May 17-21, June 2-August 9 and September 5 through the end of the season).
- ♣️ Made his MLB debut on April 11 @ Miami, but struck out as a pinch-hitter ... collected his first MLB hit and RBI as a pinch-hitter on April 16 vs. San Diego.
- ♣️ After being optioned to Triple-A on April 20, was named Gwinnett's Player of the Month in May after hitting .337 (30-for-89) with a .871 OPS and 14 runs batted in over 22 games and earned himself a call-up back to big leagues on June 2.
- ♣️ From August 9 to September 4, was on Atlanta's 10-Day Disabled List ... played three games on rehab assignments between the GCL Braves (R) and Gwinnett.

## 2016

- ♣️ Spent the entire season with the Mississippi Braves (AA) and slashed .267/.304/.379 (119-for-446) with 26 doubles, six triples and four homers, while driving in 43 runs.
- ♣️ Ranked 7th among Braves Minor League hitters with 26 doubles, 8th with six triples, 9th with 169 total bases and 10th with 119 hits.
- ♣️ Appeared in all seven of the M-Braves' postseason games, going 9-for-27 (.333) at the plate with a .777 OPS, as the team was swept in the Southern League Championship Series, 3-0 by the Jackson Generals (SEA).
- ♣️ Added to Atlanta's 40-man roster on November 18, 2017.

## 2015

- ♣️ Spent the entire season with the Carolina Mudcats (A+), named both a Carolina Midseason and Postseason League All-Star, as he slashed .258/.315/.335 (101-for-391) across 130 games, starting every one at shortstop ... played 1097.2 of the team's 1202.2 innings at shortstop (91.3%).



# JOHAN CAMARGO (CONT.)

## 2014

- Spent most of the season with the Rome Braves (A) but earned a promotion to High-A in mid-August and finished the year with the Lynchburg Hillcats (A+), playing a 132 combined games between the two levels ... ranked tied 8th in the Braves organization in hits (127) and runs scored (60).
- Appeared in two playoff games with the Hillcats (Carolina League 2nd-Half Northern Division Wild Card) and went 1-for-6 as Lynchburg lost to Potomac, 0-2.
- Rated as the Best Defensive Infielder in Atlanta's system by *Baseball America* ... voted as having the Best Infield Arm in the South Atlantic League in BA's Best Tools survey.

## 2013

- Spent the entire season with the Danville Braves (R) in the Appalachian League and slashed .294/.359/.360 (67-for-228) with seven doubles, four triples and 14 RBI.
- Produced a career-best 24-game on-base streak between July 21 and August 15, a stretch where he hit .397 (38-for-98) with a .953 OPS, drove in 11 runs and walked 11 times to just 10 strikeouts ... also recorded a career-best 14-game hitting streak in that span, batting .447 (25-for-56) with a 1.105 OPS.
- Ranked 4th in the organization in batting average, 10th in on-base percentage

## 2012

- Began his professional career in the Dominican Summer League with the DSL Braves (R) and was named Atlanta's DSL Player of the Year ... played in 59 of the team's 64 games, slashing .343/.433/.455 (68-for-198) with 25 walks to only 27 strikeouts (0.93 BB/K) ... split his time between third base (268.0 innings) and shortstop (194.0 innings).
- Among Braves Minor Leaguers with at least 200 plate appearances, had the highest batting average, on-base percentage and OPS (.888), with the 4th-highest slugging percentage.

## 2011

- Signed with the Braves in July 2010 but missed the entire 2011 season with right elbow tendinitis and did not make his professional debut until 2012.

## MISCELLANEOUS

- Full name is **Johan Ramos Valentin Camargo**

## CAREER BATTING

YEAR	CLUB	AVG	G	AB	R	H	TB	2B	3B	HR	RBI	BB	IBB	SO	SB	CS	OBP	SLG	OPS
2012	DSL Braves (R)	.343	59	198	38	68	90	14	1	2	26	25	0	27	6	3	.433	.455	.888
2013	Danville (R)	.294	57	228	28	67	82	7	4	0	14	18	0	31	3	3	.359	.360	.719
2014	Rome (A)	.267	115	420	53	112	136	16	4	0	40	34	0	50	7	6	.320	.324	.644
	Lynchburg (A+)	.259	17	58	7	15	20	2	0	1	6	1	0	13	0	0	.262	.345	.607
2015	Carolina (A+)	.258	130	391	50	101	131	15	6	1	32	30	0	54	4	2	.315	.335	.650
2016	Mississippi (AA)	.267	126	446	46	119	169	26	6	4	43	24	0	82	1	2	.304	.379	.683
2017	GCL Braves (R)	.500	1	4	1	2	2	0	0	0	0	0	0	0	0	0	.500	.500	1.000
	Gwinnett (AAA)	.295	33	129	17	38	61	9	1	4	20	8	1	22	1	0	.340	.473	.813
	ATLANTA	.299	82	241	30	72	109	21	2	4	27	12	2	51	0	0	.331	.452	.783
2018	Florida (A+)	.125	2	8	0	1	1	0	0	0	0	1	0	3	0	0	.222	.125	.347
	Gwinnett (AAA)	.303	8	33	6	10	21	2	0	3	7	3	0	9	0	0	.361	.636	.997
	ATLANTA	.272	134	464	63	126	212	27	1	19	76	51	4	108	1	1	.349	.457	.806
2019	Gwinnett (AAA)	.483	14	58	10	28	40	6	0	2	15	5	0	12	0	0	.531	.690	1.221
	ATLANTA	.233	98	232	31	54	89	12	1	7	32	15	2	43	1	0	.279	.384	.663
2020	ATLANTA	.200	35	120	16	24	44	8	0	4	9	6	0	35	0	0	.244	.367	.611
2021	Gwinnett (AAA)	.326	104	386	70	126	215	24	4	19	67	47	2	72	0	1	.401	.557	.958
	ATLANTA	.000	15	16	1	0	0	0	0	0	2	0	0	6	0	0	.111	.000	.111
2022	Reading (AA)	.467	4	15	3	7	8	1	0	0	3	2	0	1	0	0	.529	.533	1.062
	Lehigh Valley (AAA)	.213	41	141	19	30	42	6	0	2	23	21	0	25	0	0	.311	.298	.609
	PHILADELPHIA	.237	52	152	8	36	48	3	0	3	15	13	0	37	0	0	.297	.316	.613
MAJOR LEAGUE TOTALS (6 SEASONS)		.255	416	1,225	149	312	502	71	4	37	159	99	8	280	2	1	.313	.410	.723
MINOR LEAGUE TOTALS (10 SEASONS)		.288	711	2,515	348	724	1,018	128	26	38	296	219	3	401	22	17	.348	.405	.753

## WORLD SERIES CHAMPIONS TO PLAY FOR THE CHASERS

Year(s) to right of player name indicate season(s) played with Storm Chasers \* Indicates player appeared in Omaha on MLB Rehab  
 ○ Indicates played in World Series ○ Indicates on roster for World Series but did not appear in a game

### 2006 ST. LOUIS CARDINALS

Jeff Suppan ○ .....2011

### 2007 BOSTON RED SOX

Clay Buchholz .....2018

### 2008 PHILADELPHIA PHILLIES

Joe Blanton ○ .....2015

### 2009 NEW YORK YANKEES

Joba Chamberlain ○ .....2015

Ian Kennedy .....\* 2018

Xavier Nady .....2013

Brett Tomko .....2014

### 2010 SAN FRANCISCO GIANTS

Jonathan Sánchez ○ .....\* 2012

### 2011 ST. LOUIS CARDINALS

Maikel Cleto .....2013

Tony Cruz .....2016

Kyle Lohse ○ .....2018

P.J. Walters .....2014

### 2012 SAN FRANCISCO GIANTS

Joaquin Arias ○ .....2011

Grégor Blanco ○ .....2011

Xavier Nady ○ .....2013

### 2013 BOSTON RED SOX

Quintin Berry ○ .....2013

Clay Buchholz ○ .....2018

Pedro Ciriaco .....2013-14

Daniel Nava ○ .....2016

### 2014 SAN FRANCISCO GIANTS

Tony Abreu .....2012

Joaquin Arias ○ .....2011

Grégor Blanco ○ .....2011

J.C. Gutierrez .....2012

David Huff .....2016

Andrew Susac ○ .....2019

### 2015 KANSAS CITY ROYALS

Scott Alexander .....2014-17

Miguel Almonte .....2015-17

Joe Blanton .....2015

Aaron Brooks .....2014-15

Lorenzo Cain ○ .....2011-12, 2014, 2016

Orlando Calixte .....2015-16

Joba Chamberlain .....2015

Dusty Coleman .....2015-16

Louis Coleman .....2010-15

Christian Colón ○ .....2012-16

Chester Cuthbert .....2014-19

Wade Davis ○ .....\* 2016

Danny Duffy ○ .....2011, 2013-15, 2017

Jarrold Dyson ○ .....2010-13, 2016

Alcides Escobar ○ .....2021

Brandon Finnegan .....2015

Alex Gordon ○ .....2009-10, 2015-16, 2018

Terrance Gore ○ .....2014, 2017-18

Kelvin Herrera ○ .....2011, 2013

Luke Hochevar ○ .....2007-10, 2015

Greg Holland .....2009-11

Eric Hosmer ○ .....2011, 2014

Omar Infante .....2014

Michael Mariot .....2012-15, 2018

Kris Medlen ○ .....2015-16

Adalberto Mondesí ○ .....2016-19, 2021

### 2015 KANSAS CITY ROYALS (CONT.)

Mike Moustakas ○ .....2010-11, 2014

Paulo Orlando ○ .....2011, 2013-15, 2017-18

Francisco Peña .....2014-2015

Salvador Perez ○ (MVP) .....2011-12, \*2018, \*2022

Alex Rios ○ .....\* 2015

Jason Vargas .....\* 2016

Yordano Ventura ○ .....2013, \* 2015

### 2016 CHICAGO CUBS

Justin Grimm ○ .....2018

Mike Montgomery ○ .....2011-12

Spencer Patton .....2014

Jorge Soler ○ .....2017-18

### 2017 HOUSTON ASTROS

Brad Peacock ○ .....2022

### 2019 WASHINGTON NATIONALS

Michael A. Taylor ○ .....\* 2022

### 2020 LOS ANGELES DODGERS

Scott Alexander .....2014-17

Terrance Gore .....2014, 2017-18

### 2021 ATLANTA BRAVES

Jesse Chavez ○ .....2011

Terrance Gore ○ .....2014, 2017-18

Will Smith ○ .....2012-13

Jorge Soler ○ (MVP) .....2017-18

### 2022 HOUSTON ASTROS

Jake Odorizzi .....2012

Will Smith ○ .....2012-13



# ANGELO CASTELLANO

kah-stay-AHN-oh



**BATS**  
R

**THROWS**  
R

**HEIGHT**  
6'0"

**WEIGHT**  
165 LBS

**OPENING DAY AGE**  
28

**BORN:** January 13, 1995 in San Diego, Venezuela 🇻🇪

**RESIDES:** San Diego, Venezuela

**ACQUIRED:** July 16, 2011 – Signed as an International Free Agent

**PRO DEBUT:** June 2, 2012 (DSL Royals) 1-for-4, 2B, RBI @ DSL Dodgers

INFILDER

## 2022 SEASON

- ♣️ Began his 11th year as a member of the Royals' organization back with Omaha (AAA) and remained with the Storm Chasers into August, until he was assigned to NW Arkansas (AA) on August 9 and finished the season with the Naturals.
- ♣️ Across 59 games in Triple-A slashed .218/.318/.316 (38-for-174) while playing six different positions (1B, 2B, 3B, SS, LF & RF) ... made at least 10 starts at each SS (150.2 innings), 3B (121.0 innings) and 1B (115.0 innings).
- ♣️ Went 3-for-4 in his third game of the year on April 13 vs. Louisville (CIN), driving in two runs as well.
- ♣️ Set a career high with five runs batted in on July 17 @ Rochester (WSH), as he went 2-for-5 with a first inning grand slam and RBI single in the top of the ninth.
- ♣️ Opened his return to the Double-A level 0-for-27 at the plate across nine games, snapping the dry spell on August 21 vs. San Antonio (SD) with a single to left field ... went 15-for-67 (.224) across his last 20 games of the season after the hitless streak ended.
- ♣️ Played his 800th Minor League game (all in the Royals system) on September 15 vs. Frisco (TEX), entered as defensive replacement at second base in the top of the seventh inning.
- ♣️ Made his first professional pitching appearance on April 27 vs. Toledo (DET), pitching a scoreless ninth inning with just one hit allowed and a strikeout looking of Mud Hens second baseman Kody Clemens.

## AWARDS AND ACCOLADES

2013 Player of the Year, DSL Royals (R)

## CAREER HIGHS

**HITS:** 4 (5x) – Last: 8/18/17 vs. Asheville  
**RUNS:** 4 – 6/26/16 @ Grand Junction  
**DOUBLES:** 2 – (5x) – Last: 9/19/19 vs. Frisco  
**HOME RUNS:** 2 – 7/19/19 @ Amarillo  
**RUNS BATTED IN:** 5 – 7/17/22 @ Rochester  
**WALKS:** 3 (4x) – Last: 8/2/17 vs. West Virginia  
**STEELES:** 2 – 7/13/16 vs. Helena  
**HIT STREAK:** 9 Games (2x) – Last: 6/3/21 to 6/15/21  
**ON-BASE STREAK:** 15 Games – 7/2/16 to 7/19/16



## 2021

- ♣️ Began season with NW Arkansas (AA) before a May 28 promotion to Omaha (AA) as he played the final five months of the season with the Storm Chasers, hitting a career-best nine total home runs
- ♣️ Hit three of the Storm Chasers' nine grand slams, including two in a seven-day span from September 18 to 25, tied for the most grand slams in Minor League Baseball.
- ♣️ Tied a career-high with a nine-game hitting streak from June 3 to 15, a span in which he hit .344 (11-for-32).
- ♣️ Reached base in a season-best 10 consecutive games, from June 20 to July 7, a span where he hit .308 (8-for-26) with a .367 on-base percentage.
- ♣️ Broke up an Iowa Cubs no-hitter in the ninth inning with a leadoff double on August 15, the team's lone hit in the game
- ♣️ Finished the season on a five-game hitting streak from September 24 to October 2, hitting .381 (8-for-21) with three home runs and eight runs batted in.

## 2019

- ♣️ Split the season between Wilmington (A+) and NW Arkansas (AA) ... across 97 games, slashed .211/.297/.318 with five home runs and 26 runs batted in ... began the season at Wilmington, was promoted to Double-A on May 10 and stayed with the Naturals for the remainder of the season.
- ♣️ Had the first two-homer game of his career, hitting two solo home runs on July 19 @ Amarillo against the Sod Poodles at Hodgetown.

## 2018

- ♣️ Spent the entire season with Wilmington (A+), slashing .221/.290/.291 (83-for-375) across 120 games as the Blue Rocks' everyday shortstop.

## 2017

- ♣️ Spent the entire season with Lexington (A), hitting eight home runs in 433 at-bats (.541 AB/HR) after hitting just two HR in his previous 957 at-bats (478.5 AB/HR).

- ♣️ Slashed .245/.327/.342 (106-for-433) across 116 games in his first full season of Minor League Baseball, largely playing shortstop with a .972 fielding percentage at that position, but made starts at second (10) and third base (6) as well.

## 2016

- ♣️ Slashed a career-best .283/.351/.384 (67-for-237) with Idaho Falls (R) and drove in 47 runs, hitting his first two professional home runs as well ... struck out once every 10.50 plate appearances, the fifth-best rate in the Pioneer League ... made starts for the Chukars at second base (36), shortstop (15) and third base (13).

## 2015

- ♣️ Spent most of the season with Burlington (R) in the Appalachian League, playing for 2022 Storm Chasers manager Scott Thorman and slashed .230/.283/.268 (49-for-58) ... promoted to Lexington (A) at the end of the Appalachian League season for the final few games in the South Atlantic League, making his first jump to full-season baseball and went 2-for-16 with one RBI, but only one strikeout.

## 2014

- ♣️ Spent the entire season with the Burlington Royals (R) in his stateside debut ... slashed .183/.232/.235 (21-for-115) across 42 games.

## 2012-13

- ♣️ Played his first two professional seasons in the Dominican Summer League with the DSL Royals (R) ... across 119 games, Castellano slashed .258/.361/.298 (97-for-376) with 11 doubles, 55 walks and 35 runs batted in named the 2013
- ♣️ Named the 2013 Dominican Royals Rookie Player of the Year after hitting .268 (59-for-223) with 25 runs batted in and 30 walks to 25 strikeouts (1.2 BB/K).

## MISCELLANEOUS

- ♣️ Full name is **Angelo Alfonso Castellano**
- ♣️ Interned with the Kansas City MLB Urban Youth Academy this past offseason.

## CAREER BATTING

YEAR	CLUB	AVG	G	AB	R	H	TB	2B	3B	HR	RBI	BB	IBB	SO	SB	CS	OBP	SLG	OPS	
2012	DSL Royals (R)	.248	52	153	19	38	43	3	1	0	10	25	0	19	4	6	.366	.281	.647	
2013	DSL Royals (R)	.265	67	223	25	59	69	8	1	0	25	30	0	25	9	5	.358	.309	.667	
2014	Burlington (R)	.183	42	115	11	21	27	6	0	0	8	6	0	15	4	0	.232	.235	.467	
2015	Burlington (R)	.230	58	213	24	49	57	4	2	0	17	13	0	26	2	2	.283	.268	.551	
	Lexington (A)	.125	4	16	1	2	2	0	0	0	1	0	0	1	0	0	.176	.125	.301	
2016	Idaho Falls (R)	.283	64	237	50	67	91	10	4	2	47	21	0	26	11	5	.351	.384	.735	
2017	Lexington (A)	.245	116	433	63	106	148	14	2	8	43	51	0	81	19	10	.327	.342	.669	
2018	Wilmington (A+)	.221	120	375	39	83	109	16	2	2	36	35	2	81	12	9	.290	.291	.581	
2019	Wilmington (A+) ◯	.190	25	63	4	12	17	3	1	0	5	7	0	12	4	2	.297	.270	.567	
	NW Arkansas (AA)	.217	72	217	19	47	72	8	1	5	21	22	0	57	6	3	.296	.332	.628	
2020	Did not play (no minor league season)																			
2021	NW Arkansas (AA) ◯	.267	14	45	10	12	16	1	0	1	4	4	0	13	0	0	.327	.356	.683	
	Omaha (AAA)	.226	80	252	29	57	88	7	0	8	32	20	0	63	8	2	.289	.349	.638	
2022	NW Arkansas (AA)	.160	30	94	9	15	20	3	1	0	3	14	0	24	1	3	.266	.213	.479	
	Omaha (AAA)	.218	59	174	25	38	55	8	0	3	19	21	0	37	6	2	.318	.316	.634	
MINOR LEAGUE TOTALS (10 SEASONS)		.232	803	2610	328	606	814	91	15	29	271	269	2	480	86	49	.311	.312	.623	



# MAX CASTILLO

ca-STEE-yo



**BATS**  
R

**THROWS**  
R

**HEIGHT**  
6'2"

**WEIGHT**  
280 LBS

**OPENING DAY AGE**  
23

**BORN:** May 4, 1999 in Caracas, Venezuela 🇻🇪  
**RESIDES:** Caracas, Venezuela  
**ACQUIRED:** August 2, 2022 – traded from Toronto with Samad Taylor to Kansas City in exchange for Whit Merrifield.  
**SIGNED:** September 25, 2015 – Signed by Toronto as an International Free Agent  
**PRO DEBUT:** June 6, 2012 (DSL Braves) 0-for-2, 3 BB, 1 SB @ DSL Brewers  
**MLB DEBUT:** April 11, 2-17 (ATLANTA) 0-for-1 @ MIAMI  
**MLB SERVICE TIME:** 56 Days

## 2022 SEASON

- Began the 2022 season in the Toronto Blue Jays organization and made 20 appearances (11 in the Minor Leagues and 9 in the big leagues) before being acquired by Kansas City in a trade on August 2 with Samad Taylor in exchange for Whit Merrifield ... had three stints with the Royals: August 18-20, September 4-7 and September 25 through the end of the season.
- Appeared in five games (four starts) for the Royals, after debuting with Toronto in June ... in 14 outings (six starts) between Kansas City and Toronto, went 0-1 with a 5.95 ERA (26 ER in 39.1 IP).
- Started the year back in New Hampshire (AA), where he posted a 3-1 record with a 3.10 ERA (10 ER in 29.0 IP) before earning a promotion to May 15 to Buffalo (AAA), where his success carried over into a 2-0 record and a 0.66 ERA (2 ER in 27.1 IP) over five games (three starts).
- Made his MLB debut on June 19 vs. the Yankees, pitching in relief and allowing two runs on two hits over 1.0 inning of work.
- After being traded to Kansas City minutes before the Trade Deadline from Toronto, was assigned to Omaha (AAA) and appeared in two games before being recalled to make his Royals debut on August 18 @ Tampa Bay.
- Pitched to a 2.97 ERA (10 ER in 30.1 IP) in his first 11 big league games (4 starts), including two starts with the Royals in which he allowed just three runs in 9.2 innings ... but in his final three outings (two starts) of the year, allowed 16 runs on 15 hits in 9.0 innings, raising his ERA from 2.97 to 5.95.
- Across three stints with Omaha, pitched in seven games (six starts) with 22 strikeouts in 21.1 innings.

## AWARDS AND ACCOLADES

- 2019** Florida State League Postseason All-Star (DUN)
- 2018** Midwest League Midseason All-Star (LAN)

## CAREER HIGHS

**INNINGS:** 7.0 (3x) – Last: 5/20/22 vs. Syracuse  
**STRIKEOUTS:** 9 – 5/30/18 vs. Lake County  
**WALKS:** 4 (6x) – Last: 9/25/22 vs. SEATTLE  
**HITS:** 10 (2x) – Last: 8/7/21 vs. Hartford  
**EARNED RUNS:** 8 (2x) – Last: 6/10/18 @ Fort Wayne  
**HOME RUNS:** 2 (11x) – Last: 10/2/22 @ CLEVELAND  
**PITCHES THROWN:** 97 – 7/30/18 @ Dayton  
**SCORELESS STREAK:** 20.1 IP – 6/15/18 to 7/3/18



## 2021

- Spent the entire season with the New Hampshire Fisher Cats (AA), appearing in 21 games (20 starts) while going 11-4 with a 4.85 ERA (55 ER in 102.0 IP) and 89 strikeouts ... 2021 marked his third consecutive season with double-digit wins and triple-digit innings.
- Led all Double-A pitchers with 11 wins, while third in the league in innings pitched and tied fourth in starts ... among qualified pitchers in the Double-A Northeast league, was fourth in opponents' average (.265), fifth in ERA and fifth in WHIP (1.38).
- Pitched 5.0+ innings in 14 games (13 starts), including 5 quality starts and 1 relief outing in which he pitched 6.0 innings of 2-run ball on June 19 vs. Hartford (COL).

## 2019

- Spent the entire season with the Dunedin Blue Jays (A+) and made 24 starts, while going 11-5 with a career-best 2.69 ERA (39 ER in 130.1 IP), en route to being named a Florida State League postseason All-Star.
- Made 3 scoreless starts, with at least one in each month and two in July.
- Ranked as one of the best pitchers in Toronto's system, tied for the organization lead in wins, while fourth in innings pitched, tied fourth in games started and fifth in strikeouts ... among qualified Blue Jays Minor League pitchers, was second in the system in ERA, second in WHIP (1.10) and third in opponents' average (.235).

## 2018

- Spent his first year of full-season ball with the Lansing Lugnuts (A), making 28 appearances (22 starts) with a 10-5 record and 4.52 ERA (66 ER in 131.1 IP).
- Ranked tied third in the Midwest League in wins, seventh in innings pitched and tied ninth in strikeouts ... among Blue Jays farmhands, ranked sixth in strikeouts and tied seventh in wins.
- Set career highs in innings pitched (131.1) and strikeouts (115) en route to being named a Midwest League Midseason All-Star.

- Pitched 1.0 scoreless inning with two strikeouts in the Midwest League All-Star Game on June 19 at Lansing's home field of Cooley Law School Stadium.
- Struck out a career-high nine batters across 5.0 innings of one-run baseball on May 30 vs. Lake County (CLE), on just 65 pitches (46 strikes).
- Made three straight scoreless starts on June 15 vs. South Bend (CHC), June 23 vs. Great Lakes (LAD) and June 28 @ Great Lakes, a span in which he allowed just 10 hits and five walks while striking out 14 ... those three starts represented a large chunk of the longest scoreless streak of his career, 20.1 scoreless innings between June 15 and July 3.

## 2017

- Spent the entire season with the Bluefield Blue Jays (R) in the Appalachian League, going a perfect 6-0 across 10 starts with a 3.80 ERA (20 ER in 47.1 IP) ... struck out 52 batters while walking only 7, producing the highest SO/9 of his career (9.89).
- Pitched 5.0 innings in 7 of his 10 starts, including three scoreless outings (June 30 @ Pulaski, July 25 @ Bristol and August 1 vs. Princeton) – two of which he held the opponent to just two hits (7/25 and 8/1).

## 2016

- Split his first professional season between Toronto's Rookie affiliates in the Dominican Summer League and Gulf Coast League, making 13 combined appearances (12 starts) while pitching to a 4.14 ERA (23 ER in 50.0 IP) and a 1.22 WHIP.
- Was transferred from the DSL Blue Jays to the GCL Blue Jays less than a month into the season, on June 24, after four outings in the DSL where he never allowed more than one run in a game.

## MISCELLANEOUS

- Full name is **Maximo Alberto Castillo** ... resides in Miranda, Venezuela.
- Listed Jacob deGrom as his favorite player in the Blue Jays 2022 Media Guide.

## CAREER PITCHING

YEAR	CLUB	W	L	ERA	G	GS	CG	SHO	SV	SVO	IP	H	R	ER	HR	HB	BB	SO	WHIP	AVG
2016	DSL Blue Jays (R)	0	0	2.45	4	3	0	0	0	0	11.0	7	3	3	0	1	3	11	0.91	.175
	GCL Blue Jays (R)	2	3	4.62	9	9	0	0	0	0	39.0	38	23	20	2	3	13	29	1.31	.257
2017	Bluefield (R)	6	0	3.80	10	10	0	0	0	0	47.1	54	23	20	4	1	7	52	1.29	.284
2018	Lansing (A)	10	5	4.52	28	22	0	1	2	131.1	142	74	66	12	7	42	115	1.40	.277	
2019	Dunedin (A+)	11	5	2.69	24	24	0	0	0	0	130.1	115	46	39	8	4	28	114	1.10	.235
2020																				
Did not play (no minor league season)																				
2021	New Hampshire (AA)	11	4	4.85	21	20	0	0	0	0	102.0	106	60	55	12	4	35	89	1.38	.265
2022	New Hampshire (AA)	3	1	3.10	6	6	0	0	0	0	29.0	21	10	10	3	0	14	35	1.21	.198
	Buffalo (AAA)	2	0	0.66	5	3	0	0	0	0	27.1	10	2	2	2	1	10	29	0.73	.112
	Omaha (AAA)	1	1	8.44	7	6	0	0	0	0	21.1	35	24	20	3	2	9	22	2.06	.354
	TORONTO	0	0	3.05	9	2	0	0	0	0	20.2	15	9	7	4	0	5	20	0.97	.197
	KANSAS CITY	0	2	9.16	5	4	0	0	0	0	18.2	23	19	19	4	2	10	17	1.77	.307
MAJOR LEAGUE TOTALS (1 SEASON)		0	2	5.95	14	6	0	0	0	0	39.3	38	28	26	8	2	15	37	1.35	.252
MINOR LEAGUE TOTALS (6 SEASONS)		46	19	3.93	114	103	0	0	1	2	538.2	528	265	235	46	23	161	496	1.28	.255

STORM CHASERS ORGANIZATION

2023 OMAHA STORM CHASERS

2022 SEASON IN REVIEW

PLAYER & COACH DATABASE

HISTORY & RECORDS

INTERNATIONAL LEAGUE

ROYALS ORGANIZATION

GENERAL INFORMATION





# CHRISTIAN CHAMBERLAIN



## BATS THROWS

L L

HEIGHT WEIGHT  
5'10" 175 LBS

OPENING DAY AGE  
23

**BORN:** July 20, 1999 in Grand Junction, Colorado 🇺🇸

**RESIDES:** Reno, Nevada

**ACQUIRED:** 4<sup>TH</sup>-Round selection in the 2020 MLB Draft (105<sup>TH</sup> OVERALL)

**COLLEGE:** Oregon State University (Corvallis, Oregon)

**HIGH SCHOOL:** Reno High School (Reno, Nevada)

**PRO DEBUT:** June 20, 2018 (Surprise): 2.2 IP, 0 R, 5 K vs. AZL Rangers

LEFT-HANDED PITCHER

## 2022 SEASON

- After beginning the season with Quad Cities (A+), was assigned to NW Arkansas (AA) on May 31 and finished the season in Double-A... spent just under a month on the Development List with the Royals, from August 10 to September 4.
- Among Royals Minor League pitchers with at least 40.0 innings pitched, his 13.22 K/9 and 29.6% K% both ranked 3rd-best... however, his 19.3% BB% was second-worst, only behind Will Klein's 22.0%.
- Pitched in 13 games (4 starts) for the River Bandits over the first two months of the season and went 0-1 with a 4.29 ERA (10 ER in 21.0 IP) and 39 strikeouts (16.7 K/9)... started his first four games before moving to the bullpen for his last nine before getting called up to Double-A, posting a 8.10 ERA (6 ER in 6.2 IP) while starting, compared to a 2.51 ERA in relief (4 ER in 14.1 IP).
- Compiled a career-high 9.1-inning scoreless streak from April 30 to May 19 with Quad Cities, including four straight scoreless outings to begin the month... struck out 18 batters (17.36 K/9) in that span and allowed just two hits while walking three.
- Struggled in his first eight outings with the Naturals, posting a 15.43 ERA (16 ER in 9.1 IP) in the month of June, with 16 hits and 13 walks (3.11 WHIP)... from July through the end of the season (12 games), produced a 3.86 ERA (8 ER in 18.2 IP), with 19 hits, and 14 walks (1.77 WHIP).
- After spending three and a half weeks on the Development List, returned to action September 4 @ Tulsa (LAD) and threw a scoreless inning on nine pitches (six strikes).
- Turned a corner in September allowing just two earned runs over 7.0 innings (2.57 ERA), with three of his five outings in the season's last month scoreless appearances.
- After finishing the Minor League season, assigned to the Surprise Saguaros in the Arizona Fall League and made eight appearances out of the bullpen, went 1-0 with a 3.48 ERA (4 ER in 10.1 IP), with 12 strikeouts (10.45 K/9) and just five walks (2.4 K/BB)... 7 of 8 his outings were scoreless, all four earned runs allowed came in one outing on October 22 @ Mesa... named an Arizona Fall League Rising Star and participated in the AFL's Fall-Stars Game on November 6, struck out the side on 12 pitches (11 strikes) punching out Zac Veon, Jackson Merrill and Andy Pages in order... Veon, Merrill and Pages enter 2022 as MLB Pipeline's No. 27, No. 19 and No. 81 overall prospects in baseball.

## AWARDS AND ACCOLADES

2022 Arizona Fall League Rising Star (SUR)

## CAREER HIGHS

**INNINGS:** 2.2 (2x) – Last: 5/14/22 vs. Wisconsin  
**STRIKEOUTS:** 6 – 5/3/22 @ Cedar Rapids  
**WALKS:** 4 – 4/8/22 @ South Bend  
**HITS:** 4 (2x) – Last: 7/16/22 @ Corpus Christi  
**EARNED RUNS:** 6 – 6/17/22 vs. Arkansas  
**HOME RUNS:** 1 (9x) – Last: 8/2/22 vs. Tulsa  
**PITCHES THROWN:** 48 – 4/8/22 @ South Bend  
**SCORELESS STREAK:** 9.1 IP – 4/30/22 to 5/19/22



## 2021

- Assigned to Quad Cities (A+) on 5/23 to begin his career in professional baseball and pitched two games out of the bullpen for the River Bandits, going 1-0 with a 4.91 ERA (2 ER in 3.2 IP) with just one walk and six strikeouts, before being placed on the 7-Day Injured List on 6/14, where he remained for the rest of the season.
- Did not allow a run across his first 3.2 pro innings, the only runs he allowed came on a pair of hits and a walk on 5/27 at Dayton (CIN) after getting all five outs that he'd record in the game... after getting the final out of the fourth inning in that game, struck out the side in the fifth on 14 pitches.
- Picked up the win in his pro debut on 5/23 at Peoria, throwing 2.0 scoreless innings with a pair of strikeouts and just one hit allowed... pitched the fifth and sixth inning of a 5-2 win over the Chiefs.

## 2020

- Despite the 2020 MLB Draft being shortened from 40 rounds to five, Chamberlain still made his cut and was selected in the fourth round of the draft, as one of the Royals' six picks... with his selection, Oregon State had at least one pitcher picked in every MLB Draft for 20 consecutive seasons.

## COLLEGE (2018-2020)

- Attended Oregon State University, where he pitched in 47 games (10 starts) for the Beavers (Pac-12) across three seasons, with an 8-5 record and 3.09 ERA (36 ER in 105.0 IP) and 140 strikeouts... after predominately relieving for his first two seasons in Corvallis, transitioned to the rotation as a Junior in 2020 before the season was cut short due to the COVID-19 Pandemic.

- JUNIOR (2020):** Was the Friday Night starter for OSU after two seasons in the bullpen and went 2-1 with a 0.82 ERA (2 ER in 22.0 IP) and 34 strikeouts (13.9 K/9) in four starts as a junior, including a career-high 12 strikeouts in 5.1 scoreless innings in a no-decision start on 2/21 vs. Mississippi State.
- SOPHOMORE (2019):** Appeared in 22 games (three starts), and went 3-4 with a 3.79 ERA, while striking out 53 in 40.1 innings... pitched in 12 games conference games, with one start, and was 1-3 with a 3.66 ERA, striking out 23 in 19.2 innings.
- FRESHMAN (2018):** Went 3-0 with a 3.54 ERA in 20 appearances, (three starts) and struck out 49 in 40.2 innings... as a freshman, matched a College World Series record on 6/26 in Game 1 of the College World Series Championship Series against Arkansas with 11 strikeouts in one relieving outing, eight of which came on his curveball... pitched the final 4.2 innings in a 4-1 loss to the Razorbacks.

## MISCELLANEOUS

- Full name is **Christian Lyle Chamberlain**
- 2017:** Graduated from Reno High School (Nevada), where he was a three-year letterwinner and hit .485 with 24 extra-base hits and 20 stolen bases as a senior, while pitching to a 9-1 record with a 1.06 ERA and 130 strikeouts in 59.0 innings on the mound... earned First-Team All-American honors as a senior by Collegiate Baseball, in addition to First-Team All-State and All-League honors.
- White at Oregon State, listed his favorite athlete as NBA Player Isaiah Thomas and his favorite movie as *The Other Guys* with Will Ferrell and Mark Wahlberg.

## CAREER PITCHING

YEAR	CLUB	W	L	ERA	G	GS	CG	SHO	SV	SVO	IP	H	R	ER	HR	HB	BB	SO	WHIP	AVG
2020		Did not play (no minor league season)																		
2021	Quad Cities (A+) 🔄	1	0	4.91	2	0	0	0	0	0	3.2	3	2	2	0	0	1	6	1.09	.214
2022	Quad Cities (A+)	0	1	4.29	13	4	0	0	0	1	21.0	12	10	5	0	20	39	1.52	.164	
	NW Arkansas (AA)	3	0	7.71	20	0	0	0	0	2	28.0	35	25	24	4	3	27	33	2.21	.297
MINOR LEAGUE TOTALS (2 SEASONS)		4	1	6.15	35	4	0	0	0	3	52.2	50	37	36	9	3	48	78	1.86	.244





# DYLAN COLEMAN



**BATS**  
R

**THROWS**  
R

**HEIGHT**  
6'5"

**WEIGHT**  
230 LBS

**OPENING DAY AGE**  
26

**BORN:** September 16, 1996) in Potosi, Missouri 🇺🇸  
**RESIDES:** Mineral Point, Missouri  
**ACQUIRED:** November 5, 2020 – traded from San Diego with Edward Olivares as the Player to be Named Later for Trevor Rosenthal (original trade on 8/29/2020).  
**DRAFTED:** 4<sup>th</sup>-Round selection by San Diego in the 2018 MLB Draft (111<sup>th</sup> Overall)  
**COLLEGE:** Missouri State University (Springfield, Missouri)  
**HIGH SCHOOL:** Potosi High School (Potosi, Missouri)  
**PRO DEBUT:** May 19, 2018 (Tri-City) 1.0 IP, 2 ER, 1 K @ Salem-Keizer  
**MLB DEBUT:** September 21, 2021 (KANSAS CITY) 1.0 IP, 0 ER, 0 K @ CLEVELAND  
**MLB SERVICE TIME:** 1 Year, 14 Days

## 2022 SEASON

- Spent nearly the entire season with Kansas City, as he made his first Opening Day roster in the big leagues and 68 of his 69 appearances came with the Royals, falling 1 game shy of Scott Barlow for the team lead in appearances.
- His 68 games pitched ranked 2nd among rookie relievers in Major League Baseball, trailing only Oakland's Domingo Acevedo (70) ... his 68.0 innings trailed only Texas' Brock Burke (82.1 IP) ... ranked 8th among rookie relievers in ERA (2.78) and 9th in strikeouts (71).
- Started the season on a strong note, pitched to a 1.23 ERA (1 ER in 7.1 IP) in 9 April games with the Royals, as opposing hitters slashed .179/.303/.429 (5-for-28) against him ... his ERA shot up to 5.54 (8 ER in 13.0 IP) in May, leading to him being optioned to Triple-A.
- Assigned to Omaha (AAA) from May 22 to 26, pitching one game for the Storm Chasers on May 24 @ Louisville (CIN), throwing a scoreless inning with one walk and one strikeout.
- Kept the opposition scoreless in 36 of his last 44 outings from June 12 through the end of the season, a stretch in which he was 4-1 with a 2.23 ERA (11 ER in 44.1 IP) and opposing hitters mustered only a .212 batting average (33-for-156) against him.
- Over 32 appearances from July 6 to September 25, he pitched to a 1.36 ERA (5 ER in 33.0 IP) with a .188 opponents' batting average (21-for-112).
- Finished the year with a career-best 26.0-inning homerless streak that dated back to July 31 at Yankee Stadium when he surrendered a homer to Anthony Rizzo, only allowing four extra-base hits (all doubles) through the end of the season.
- Produced a 2.43 ERA (10 ER in 37.0 IP) in home games as opposed to a 3.19 ERA (11 ER in 31.0 IP) in games on the road ... however on the road, his WHIP (1.13) and opponents' batting average (.174, 19-for-109) were better, compared to a 1.32 WHIP and .211 opponents' average (28-for-153) at Kauffman Stadium.

## CAREER HIGHS

**INNINGS:** 3.0 – 8/31/19 vs. Lansing  
**STRIKEOUTS:** 4 (4x) – Last: 9/12/21 @ St. Paul  
**WALKS:** 3 (3x) – Last: 5/20/22 vs. MINNESOTA  
**HITS:** 5 – 7/4/21 @ Springfield  
**EARNED RUNS:** 4 – 4/6/19 @ Inland Empire  
**HOME RUNS:** 1 (1fx) – Last: 7/31/22 @ NEW YORK (AL)  
**PITCHES THROWN:** 38 – 8/22/18 @ Great Lakes  
**SCORELESS STREAK:** 13.0 IP – 5/23/21 to 6/25/21



## 2021

- Spent most of the season at NW Arkansas (AA) and Omaha (AAA), as he combined to go 5-1 with seven saves, a 3.28 ERA (21 ER in 57.2 IP), .186 opponent's average (28-for-204) and 93 strikeouts (14.5 K/9) over 45 total relief appearances
- Among Royals Minor Leaguers with at least 50.0 IP, his 14.5 K/9 ranked 2nd behind Will Klein (15.5 K/9) ... tied 4th in the organization in games pitched (45) and saves (7).
- Between the two levels, 33 of his 45 games were scoreless outings ... produced a career-high 13.0-inning scoreless streak over 10 outings between May 23 and June 25.
- Began the season in Double-A and pitched in 18 games for the Naturals with a 2.29 ERA (8 ER in 24.2 IP) and 37 strikeouts to just five walks (13.5 K/9, 7.4 K/BB)
- Assigned to Triple-A on July 8 and made 27 appearances for the Storm Chasers, pitching to a 3.55 ERA (13 ER in 33.0 IP) with 56 strikeouts (15.3 K/9).
- Had his contract selected from Omaha on September 20 and pitched in five of the Royals' last 11 games, with a 1.42 ERA (1 ER in 6.1 IP) and .208 opponents' average (5-for-24) ... averaged 98.2 mph over the 66 fastballs he threw in the Majors, the highest average velocity by a Royal in 2021 (min. 50 fastballs).
- Making his Major League debut on September 21 @ Cleveland, pitched a scoreless seventh inning and touching 100.6 mph with his fastball.
- In the season finale on October 3 vs. Minnesota, pitched 2.0 scoreless innings and allowed just one hit, while striking out three.

## 2020

- Traded by the San Diego Padres to Kansas City on November 5 as the "Player to be Named Later" in the August 29 trade that originally sent Trevor Rosenthal to the Padres for Edward Olivares and the PTBNL that turned out to be Coleman.

## 2019

- Pitch the year between the AZL Padres 1 (R), Fort Wayne TinCaps (A) and Lake Elsinore Storm (A+), combining for 27 appearances (two starts), as he went 4-3

## CAREER PITCHING

YEAR	CLUB	W	L	ERA	G	GS	CG	SHO	SV	SVO	IP	H	R	ER	HR	HB	BB	SO	WHIP	AVG
2018	Tri-City (A-)	0	0	3.00	5	0	0	0	1	1	6.0	6	3	2	0	2	2	7	1.33	.273
	Fort Wayne (A)	1	2	3.24	13	0	0	0	3	3	16.2	14	7	6	0	0	9	22	1.38	.226
2019	AZL Padres 1 (R)	2	1	2.37	16	2	0	0	1	1	19.0	15	8	5	2	1	6	26	1.11	.214
	Fort Wayne (A)	2	1	2.13	9	0	0	0	0	1	12.2	13	7	3	0	0	8	12	1.66	.265
	Lake Elsinore (A+)	0	1	15.43	2	0	0	0	0	0	2.1	4	6	4	0	0	3	1	3.00	.333
Did not play (no minor league season)																				
2021	NW Arkansas (AA)	1	1	2.92	18	0	0	0	4	6	24.2	19	8	8	2	0	5	37	0.97	.211
	Omaha (AAA)	4	0	3.55	27	0	0	0	3	5	33.0	19	16	13	2	3	17	56	1.09	.167
	KANSAS CITY	0	0	1.42	5	0	0	0	0	0	6.1	5	1	1	0	0	1	7	0.95	.208
2022	Omaha (AAA)	0	0	0.00	1	0	0	0	0	0	1.0	0	0	0	0	0	1	1	1.00	.000
	KANSAS CITY	5	2	2.78	68	0	0	0	0	3	68.0	47	26	21	5	6	37	71	1.24	.194
MAJOR LEAGUE TOTALS (2 SEASONS)		5	2	2.66	73	0	0	0	0	3	74.1	52	27	22	5	6	38	78	1.21	.195
MINOR LEAGUE TOTALS (4 SEASONS)		10	6	3.20	91	2	0	0	12	17	115.1	90	55	41	6	6	51	162	1.22	.213

with a 3.18 ERA (12 ER in 34.0 IP) and 39 strikeouts (10.32 K/9), compared to 17 walks (4.5 BB/9, 2.29 K/BB).

- Began the season with a pair of appearances for Lake Elsinore in High-A before being assigned to Extended Spring Training ... opened the Arizona Rookie League season with the AZL Padres 1 and pitched for the complex league affiliate from mid-June into early August, before he was assigned to Low-A Fort Wayne, where he finished the season.
- Made his only two professional starts in two of his first three outings with the AZL Padres, a pair of 2.0 inning outings on June 19 @ AZL Giants black and June 24 @ AZL Dodgers Mota.

## 2018

- Split the year between the Tri-City Dust Devils (A-) and Fort Wayne TinCaps (A), combining to go 1-2 with a 3.18 ERA (8 ER in 22.2 IP) with 29 strikeouts (11.51 K/9), compared to 11 walks (4.37 BB/9).
- Recorded at least one strikeout in 16 of his 17 appearances out of the bullpen.

## COLLEGE (2016-2018)

- Attended Missouri State University ... as a junior in 2018, went 10-2 in 17 outings with 129 strikeouts in 102.2 innings (11.3 K/9) and was named preseason All-Missouri Valley Conference ... led the Bears with eight wins in 2017 and posted a Missouri Valley Conference-best 106 strikeouts in 99.1 innings, while leading MSU to a conference regular season title and an NCAA Regional Title ... named a Collegiate Baseball Louisville Slugger Freshman All-American in 2016.

## MISCELLANEOUS

- Full name is **Dylan David Coleman**
- 2015: Graduated from Potosi High School (Missouri), where he earned All-State honors as a senior in both baseball and basketball ... Scored more than 2,300 points, breaking a 45-year school scoring record.

STORM CHASERS ORGANIZATION

2023 OMAHA STORM CHASERS

2022 SEASON IN REVIEW

PLAYER & COACH DATABASE

HISTORY & RECORDS

INTERNATIONAL LEAGUE

ROYALS ORGANIZATION

GENERAL INFORMATION



# AUSTIN COX



**BATS**  
L

**THROWS**  
L

**HEIGHT**  
6'4"

**WEIGHT**  
235 LBS

**OPENING DAY AGE**  
25

**BORN:** March 28, 1997 in Macon, Georgia 🇺🇸

**RESIDES:** Kansas City, Missouri

**ACQUIRED:** 5<sup>TH</sup>-Round selection in the 2018 MLB Draft (152<sup>ND</sup> OVERALL)

**COLLEGE:** Mercer University (Macon, Georgia)

**HIGH SCHOOL:** First Presbyterian Day High School (Bibb County, Georgia)

**PRO DEBUT:** June 24, 2018 (Burlington) 3.0 IP, 1 R, 5 K vs. Bluefield

LEFT-HANDED PITCHER

## 2022 SEASON

- Spent the entire season with Omaha (AAA) and made 29 appearances (24 starts) for the Storm Chasers, going 7-7 with his 1st career save ... maintained a 4.21 ERA (69 ER in 147.1 IP) with a career-high 105 strikeouts.
- His 147.1 innings pitched ranked first among all Royals farmhands, while 24 games started ranked fourth, seven wins ranked tied fourth and 105 strikeouts was sixth.
- Ranked second in the International League in innings pitched, eighth among the league's qualified pitchers in ERA and 10th in opponents' batting average.
- Led the Storm Chasers pitching staff with six quality starts, the most since Foster Griffin had eight in 2019 ... his first three quality starts of the year came in a four-outing span in June, while the other three came consecutively in September, his final three starts of the year on 9/2, 9/8 and 9/14.
- 24 of his first 27 outings of the year were starts, then pitched in long relief his last two outings of the year: 7.0 innings out of the bullpen on 9/22 vs. Iowa (CHC) and 5.0 innings on 9/27 @ St. Paul (MIN), following Max Castillo and Angel Zerpa respectively ... 7.0 innings out of the bullpen is tied for the second-longest relief outing in modern Omaha history (2005-present) behind Jose Capellan's 8.0 on July 21, 2008 vs. Round Rock.
- Entered 2022 as the No. 19 prospect in the Royals organization per MLB Pipeline.

## AWARDS AND ACCOLADES

2019 South Atlantic League Midseason All-Star (LEX)

## CAREER HIGHS

**INNINGS:** 8.0 – 6/14/19 @ Columbia

**STRIKEOUTS:** 10 – 7/23/19 vs. Potomac

**WALKS:** 5 (2x) – Last: 5/7/22 vs. Columbus

**HITS:** 10 – 6/29/22 @ St. Paul

**EARNED RUNS:** 5 (6x) – Last: 8/2/22 vs. St. Paul

**HOME RUNS:** 3 (2x) – Last: 8/28/22 vs. Scranton/WB

**PITCHES THROWN:** 119 – 6/14/19 @ Columbia

**SCORELESS STRIKE:** 15.2 IP – 5/23/19 to 6/4/19



## 2021

- As a Non-Roster invitee to MLB Spring Training, pitched in three Cactus League games, with a 0.00 ERA (0 ER in 4.1 IP), two walks and six strikeouts.
- Joined NW Arkansas (AA) at the end of May, made his 2021 debut May 26 vs. San Antonio (SD) and remained with the Naturals through the end of the postseason, before a promotion to Omaha (AAA) for the Triple-A final stretch and the last week of their regular season.
- Appeared in 15 games (all starts) for the Naturals, going 4-1 with a 3.00 ERA (21 ER in 63.0 IP) and 56 strikeouts ... promoted to Omaha on September 26, where he pitched in two games (one start).
- Over 5 starts in July, went 3-0 with a 1.80 ERA (5 ER in 25.0 IP), 20 strikeouts ... opponents hit .211 off him in that span.
- Pitched the Naturals' first of three complete games of the season in the second game of a doubleheader on August 4 @ Arkansas in North Little Rock ... allowed one run on four hits across 7.0 innings with six strikeouts in a 5-1 win over the Travelers ... also the first of three NW Arkansas pitchers to throw more than 90 pitches in an outing (93) ... named the Double-A Central Pitcher of the week on August 8 for his performance.
- Missed the first three weeks of the season with arm soreness, also missed a month in-season, not pitching between August 11 and September 10.
- Made his final Double-A start in Game 1 of the Double-A Central Championship Series, when he allowed three runs on six hits in 4.0 innings vs. Wichita
- Pitched for Omaha on September 26 vs. Indianapolis (PIT) and his first Triple-A start on October 2 @ Iowa (CHC).
- Entered 2021 ranked by *Baseball America* as the No. 11 Royals prospect and MLB Pipeline's No. 10 prospect in the Royals system.

## 2020

- Spent the season at the Alternate Training Site in Kansas City, Kansas ... participated in the Royals' postseason camp/instructional league at Kauffman Stadium in October.
- Entered the year ranked by *Baseball America* as the No. 9 Royals prospect and MLB Pipeline's No. 10 prospect in the Royals system.

## 2019

- Named a South Atlantic League mid-season All-Star, splitting the season between Lexington (A) and Wilmington (A+).

- His eight wins ranked fourth among Royals Minor League arms, trailing Brady Singer (12), Jonathan Bowlan (11) and Kris Bubic (11).
- Went 5-0 with a 1.79 ERA (10 ER in 50.1 IP) over his last eight starts with the Legends, including 6.1 innings of one-hit ball on May 28 at West Virginia (SEA), which earned him South Atlantic League Pitcher of the Week honors.
- Joined Wilmington on June 23, recorded a career-high 10 strikeouts and no walks over 7.0 innings on July 23 vs. Potomac, his sixth start with the Blue Rocks.
- Tossed 12.0 scoreless innings with 14 strikeouts (three walks) over two postseason starts, including 6.0 innings of one-hit ball in a Game 4 victory (2-0) in the Carolina League Championship Series.
- Entered 2019 ranked by *Baseball America* as the No. 16 Royals prospect and MLB Pipeline's No. 22 prospect in the Royals system.

## 2018

- Spent his first professional season with the Burlington Royals (R), making nine starts with 51 strikeouts in 33.1 innings (13.8 K/9).
- Struck out a season-high nine batters over 3.2 innings in his second pro start, July 2 at Bluefield (TOR) ... matched that total over 5.0 innings in his next outing, July 8 vs. Greenville (CIN).
- Collected his first victory on July 22, allowing one earned run on five hits over 4.0 innings, in a 9-2 win at Greenville.

## COLLEGE (2016-2018)

- Pitched three seasons at Mercer University (Georgia) and became the fifth-highest MLB Draft selection in program history (152nd overall pick, fifth round) ... school has produced 13 big leaguers since the program's inception in 1897, Mariners outfielder Kyle Lewis is the most recent.
- In 2018, Cox recorded the second-best strikeout rate among NCAA Division 1 pitchers (12.7 K/9) in 2018, posting 124 K's ... ranked 5th in the south Conference with seven victories during his junior campaign (2018), also leading the team in starts (17) ... had three starts with double-digit strikeouts, including a career-best 13 of them in 5.0 innings on February 23 vs. UNC-Asheville.

## MISCELLANEOUS

- 2015: Was a two-sport athlete at First Presbyterian Day School (Georgia), the same school as Royals pitcher Richard Lovelady ... pitched to a 2.19 ERA during his prep career and served as captain of the football team.

## CAREER PITCHING

YEAR	CLUB	W	L	ERA	G	GS	CG	SHO	SV	SVO	IP	H	R	ER	HR	HB	BB	SO	WHIP	AVG
2018	Burlington (R)	1	1	3.78	9	9	0	0	0	0	33.1	29	19	14	1	1	15	51	1.32	.228
2019	Lexington (A) ○	5	3	2.75	13	13	0	0	0	0	75.1	59	30	23	5	1	22	77	1.08	.206
	Wilmington (A+) ○	3	3	2.77	11	10	0	0	0	0	55.1	53	19	17	6	1	16	52	1.25	.260
Did not play (no minor league season)																				
2020	NW Arkansas (AA) ○	4	1	3.00	15	15	1	0	0	0	63.0	54	23	21	8	0	25	56	1.25	.232
	Omaha (AAA)	0	0	18.00	2	1	0	0	0	0	5.0	9	10	10	3	2	5	4	2.80	.375
2022	Omaha (AAA)	7	7	4.21	29	24	1	0	1	1	147.1	161	80	69	20	6	50	105	1.43	.273
MINOR LEAGUE TOTALS (4 SEASONS)		20	15	3.65	79	72	2	0	1	1	379.1	365	181	154	43	11	133	345	1.31	.249



# STEVEN CRUZ



**BATS**  
R

**THROWS**  
R

**HEIGHT**  
6'7"

**WEIGHT**  
225 LBS

**OPENING DAY AGE**  
23

**BORN:** June 15, 1999 in Tenares, Dominican Republic 🇩🇪

**RESIDES:** Tenares, Dominican Republic

**ACQUIRED:** January 24, 2023 – traded from Minnesota with Evan Sisk to Kansas City in exchange for Michael A. Taylor.

**SIGNED:** March 20, 2017 – Signed by Minnesota as an International Free Agent

**PRO DEBUT:** June 23, 2017 (DSL Twins) 1.0 IP, 0 ER, 0 K vs. DSL Mets

## 2022 SEASON

- Spent the entire season with the Wichita Wind Surge (AA), appearing in 46 games out of the bullpen with a 1-4 record, four saves (in six attempts) and a 5.14 ERA (32 ER in 56.0 IP), along with 72 strikeouts (11.6 K/9).
- 46 appearances led the Wind Surge pitching staff and ranked 2nd in the Texas League ... among Twins Minor League pitchers, was tied 2nd in games pitched, trailing Evan Sisk (50), who he was traded with to Kansas City.
- Produced six perfect outings (no baserunners allowed), including two that lasted more than an inning ... threw 2.0 hitless and shutout innings with two strikeouts on April 12 @ NW Arkansas (KC), then struck out four across 2.0 perfect innings on July 1 @ Springfield (STL).
- Improved from the first half of the season to the second ... between April 9 and June 26, had a 7.36 ERA (21 ER in 25.2 IP), 33 strikeouts (25.8 K/9) and a .302 opponents' batting average (32-for-106) ... from June 27 through the end of the regular season on September 18, produced a 3.26 ERA (11 ER in 30.1 IP) with three saves, 39 strikeouts (30.2 K/9) and a .204 opponents' batting average (22-for-108).
- Pitched in more games against Kansas City's affiliate (NW Arkansas) in the Double-A Texas League than any other Wichita pitcher ... over seven appearances against the Naturals, allowed two earned runs in 11.0 IP (1.64 ERA) and struck out 16 (13.1 K/9).
- While the Wind Surge reached the Texas League Championship Series for the second straight season, only appeared in one game on the team's postseason run ... pitched 1.0 perfect inning on September 22 @ Tulsa (LAD), where he struck out two on 12 pitches (nine strikes) without allowing a baserunner.
- Traded to Kansas City from Minnesota with LHP Evan Sisk on January 23, 2023, in exchange for Michael A. Taylor.

## CAREER HIGHS

**INNINGS:** 4.0 (2x) – Last: 6/23/18 @ GCL Red Sox  
**STRIKEOUTS:** 6 (3x) – Last: 8/25/19 vs. Danville  
**WALKS:** 5 – 7/9/18 vs. GCL Rays  
**HITS:** 5 (3x) – Last: 5/14/21 vs. Clearwater  
**EARNED RUNS:** 6 – 4/20/22 vs. Midland  
**HOME RUNS:** 1 (8x) – Last: 6/17/22 @ Tulsa  
**PITCHES THROWN:** 54 – 5/8/21 @ Bradenton  
**SCORELESS STREAK:** 11.0 IP – 6/9/21 – 6/27/21



## 2021

- In his first year of full-season baseball, spent most of the year with the Fort Myers Mighty Missiles (A) before ending the year with the Cedar Rapids Kernels (A+) ... pitched in 28 games (two starts) between the two levels and went 4-2 with a 4.32 ERA (24 ER in 50.0 IP) and had a career-high 80 strikeouts (14.4 K/9) with a .189 opponents' batting average (35-for-185).
- Allowed 11 runs (eight earned) across his first four appearances of the year, then went seven straight outings without surrendering an earned run, a 14.2-inning stretch from May 30 to June 23 where he held opposing hitters to an .064 batting average (3-for-47) with just four walks (0.68 WHIP) and 20 strikeouts.
- Produced the longest scoreless streak of his career, an 11.0-inning stretch between June 9 and June 27, spanning pairs of six outings, including 3.1 scoreless innings on June 17 vs. Lakeland (DET).
- Recorded a strikeout in every game he pitched, with multiple strikeouts in 25 of his 28 outings ... struck out five on four occasions, including back-to-back appearances on August 17 and 22 @ Dunedin (TOR).
- Spent two short stints on the Injured List: August 29 to September 5 and September 16 to 27 ... after being activated the first time, was assigned to High-A two days later on September 7 and pitched in two games for Cedar Rapids.
- In his High-A debut on September 8 @ Wisconsin (MIL), allowed three earned runs on two hits and two walks over 1.1 inning ... redeemed himself later in the series, firing 3.0 hitless and scoreless frames on September 12 @ Wisconsin, walking one while striking out three ... did not appear in the High-A Central Championship Series for the Kernels after being placed on the IL.

## 2019

- Pitched in his first games out of the complex league, spending the entire season in the Appalachian League with the Elizabethton Twins (R) ... over 17 games of relief, went 1-0 with a 2.90 ERA (10 ER in 31.0 IP) and 48 strikeouts to 23 walks (2.1 K/BB, 13.9 K/9).
- After allowing runs in each of his first four outings of the season, did not surrender an earned run in his next eight appearances, between July 4 and August 4 ... in that span, pitched 15.0 innings and allowed no unearned run with 23 strikeouts ... opponents hit just .135 (7-for-52) against him in that stretch.
- Tied a career-high with six strikeouts twice: July 11 vs. Burlington (KC) and August 25 vs. Danville (ATL) ... struck out at least one batter in 16 of his 17 outings, with

- multiple strikeouts in 13 of 17 appearances.
- Produced five hitless outings, including back-to-back appearances on July 8 @ Johnson City (STL) and July 11 vs. Burlington ... his only perfect outing came July 18 @ Greenville (CIN), where he struck out four of his six batters retired across 2.0 innings and 14 pitches (all strikes).
- For the first time in his career, allowed a home run ... a two-run homer from Madison Santos on July 1 @ Pulaski (NYY) ... did not allow a home run across the first 61.0 innings and 32 games of his professional career.

## 2018

- Made the jump stateside and spent the entire season in the Gulf Coast League with the GCL Twins (R) and pitched in 13 games (two starts) and went 1-3 with a 3.12 ERA (9 ER in 26.0 IP) and 33 strikeouts (11.4 K/9) ... for the second straight season, did not allow a home run all year long.
- Opened the season with a start on June 23 @ GCL Red Sox, throwing four scoreless and hitless innings with one walk and six strikeouts ... his first of seven scoreless outings in the season.
- After allowing a total of seven earned runs across his first four appearances, finished the year with a 1.29 ERA (2 ER in 14.0 IP) over his last nine games pitched.

## 2017

- Began his professional career in the Dominican Summer League with the DSL Twins (R) and appeared in 16 games (three starts), going 4-0 with a 3.68 ERA (12 ER in 29.1 P) and 26 strikeouts ... did not allow a home run all season long.
- Produced seven scoreless and hitless outings, including a career-high 4.0 innings in his second start of the season on August 5 vs. DSL Cardinals, where he also set a season-high with four strikeouts.
- Pitched more than 1.0 inning in 12 of 16 appearances, including nine outings that lasted at least 2.0 innings.

## MISCELLANEOUS

- Enters 2023 ranked by MLB Pipeline as the No. 29 Royals prospect.
- Full name is **Steven Adalberto Cruz**
- Pitched in the Dominican Winter League for the first time in his career in the 2022/23 LIDOM season, appearing in 10 games for Leones del Escogido, where he went 0-2 with a 6.14 ERA (5 ER in 7.1 IP) and walked three while striking out eight ... played on that team with former Storm Chasers Elier Hernández and Domingo Tapia as well as Royals offseason signee Franmil Reyes.

## CAREER PITCHING

YEAR	CLUB	W	L	ERA	G	GS	CG	SHO	SV	SVO	IP	H	R	ER	HR	BB	SO	WHIP	AVG	
2017	DSL Twins (R)	4	0	3.68	16	3	0	0	1	2	29.1	26	14	12	0	2	14	26	1.36	.241
2018	GCL Twins (R)	1	3	3.12	13	2	0	0	2	2	26.0	14	12	9	0	5	24	33	1.46	.156
2019	Elizabethton (R)	1	0	2.90	17	0	0	0	1	2	31.0	22	12	10	1	2	23	48	1.45	.198
2020	Did not play (no minor league season)																			
2021	Fort Myers (A)	4	2	4.05	26	2	0	0	1	2	46.2	33	31	21	3	6	30	76	1.35	.190
	Cedar Rapids (A+)	0	0	8.10	2	0	0	0	0	0	3.1	2	4	3	0	0	3	4	1.50	.182
2022	Wichita (AA)	1	4	5.14	46	0	0	0	4	6	56.0	54	35	32	4	3	35	72	1.59	.252
	MINOR LEAGUE TOTALS (5 SEASONS)	11	9	4.07	120	7	0	0	9	14	192.1	151	108	87	8	18	129	259	1.46	.213





# JOSE CUAS

kwas



**BATS**  
R

**THROWS**  
R

**HEIGHT**  
6'3"

**WEIGHT**  
195 LBS

**OPENING DAY AGE**  
28

**BORN:** June 28, 1994 in Santo Domingo, Dominican Republic 🇩🇪  
**RESIDES:** Brooklyn, New York  
**ACQUIRED:** June 23, 2021 – Signed as a Minor League Free Agent  
**DRAFTED:** 11<sup>th</sup>-Round selection by Milwaukee in the 2015 MLB Draft (831<sup>st</sup> OVERALL)  
**DRAFTED:** 40<sup>th</sup>-Round selection by Toronto in the 2012 MLB Draft (1225<sup>th</sup> OVERALL)  
**COLLEGE:** University of Maryland (College Park, Maryland)  
**HIGH SCHOOL:** Grand Street Campus (Brooklyn, New York)  
**PRO DEBUT:** June 18, 2015 (Helena) 2-for-5, 2B vs. Missoula  
**MLB DEBUT:** May 31, 2022 (KANSAS CITY) 1.0 IP, 0 ER, 1 K @ CLEVELAND  
**MLB SERVICE TIME:** 123 Days

## 2022 SEASON

- Began the season in Omaha (AAA) but pitched in 47 games out of the bullpen for Kansas City as a rookie, producing a 3.58 ERA (15 ER in 37.2 IP) with 34 strikeouts and 24 walks.
- After having his contract selected by the Royals on May 30, debuted the next day on May 31 with a scoreless 5th inning at Progressive Field in Cleveland against the Guardians.
- Earned his first Major League win on June 15 @ San Francisco and first Major League save in Game 1 of a doubleheader vs. the White Sox on August 9, stranding two inherited runners in a 4-2 win ... also pitched in the 8th inning of Game 2, one of two Royals (Scott Barlow, July 11 vs. Detroit) to pitch in both halves of a doubleheader in 2022.
- A Brooklyn native, Cuas pitched at Yankee Stadium for the first time on July 29, when he fired a scoreless 7th inning against the Yankees.
- Had 12 consecutive scoreless appearances that covered 8.0 innings from Aug. 26-Sept. 24.
- Recorded less than three outs in 24 of his 47 outings in the big leagues with Kansas City (51.1%), and stranded 30 of his 38 inherited runners on the season with the Royals (88.9%).
- Pitched in 22 Triple-A games across two stints (April to May and August 2 to 9) ... worked a 1.61 ERA (4 ER in 22.1 IP), with a 3.0 K/BB ratio (21 strikeouts/7 walks) and a .205 opponents' average (17-for-83) ... didn't allow an earned run in his final nine outings (8.1 IP) with Omaha, May 13 to August 7.
- Named the 2022 *Tony Conigliaro Award* winner, which has been awarded annually since 1990 in memory of the former Red Sox outfielder, who passed away in 1990 the award is presented to a Major Leaguer who best "overcomes an obstacle and adversity through the attributes of spirit, determination, and courage that were trademarks of Conigliaro" ... Conigliaro's career was tragically shortened after being hit in the face by a pitch at Fenway Park in 1967.

## AWARDS AND ACCOLADES

2022 Tony Conigliaro Award

## CAREER HIGHS

**INNINGS:** 4.0 – 8/2/19 @ Peoria  
**STRIKEOUTS:** 6 (2x) – Last: 8/20/21 @ Tulsa  
**WALKS:** 4 – 8/2/19 @ Peoria  
**HITS:** 7 – 6/24/18 @ Cedar Rapids  
**EARNED RUNS:** 7 – 6/24/18 @ Cedar Rapids  
**HOME RUNS:** 2 – 5/30/18 @ Cedar Rapids  
**PITCHES THROWN:** 56 – 6/24/18 @ Cedar Rapids  
**SCORELESS STREAK:** 13.1 IP (2x) – Last: 8/20/21 to 9/17/21



## 2021

- Began the season with the Atlantic League's Long Island Ducks, where he appeared in five games and threw 11.0 scoreless innings before signing a Minor League contract with Kansas City on June 17.
- Pitched in two games with the ACL Royals Blue (R) before being promoted to NW Arkansas (AA) on July 10, where he went 3-1 in 22 appearances with a 1.95 ERA (7 ER in 32.1 IP) and 32 strikeouts with just seven walks ... promoted to Omaha (AAA) on September 26 to end the season and threw 5.0 shutout innings over three games.
- Pitched in all three Double-A Central Championship games, recording one save across 3.1 innings and the final out of Game 3 on 9/24 to clinch the title.
- 13 of 25 complete innings (52.0%) in the regular season with the Nationals were 1-2-3 frames, the best rate of any reliever (min. 10.0 IP) ... didn't allow an earned run in 17 of 24 games with NW Arkansas, including 16 of his last 19 regular season outings ... held opponents scoreless for a 10-game, 13.1 inning stretch from August 20 to September 17, while striking out 12.

## 2020

- Released by the Arizona Diamondbacks on May 22, 2020.

## 2019

- Began the year in his second season with the Atlantic League's Long Island Ducks, signed by Arizona on May 25 ... made 13 relief appearances for the Ducks and pitched to a 0.71 ERA (1 ER in 12.2 IP) with 16 strikeouts and just 4 walks (4.0 K/BB)
- In the Diamondbacks system, split time between Hillsboro (A-), Kane County (A) and Visalia (A+) ... between the three levels, pitched in 26 games out of the bullpen, went 6-3 with a 1.60 ERA (8 ER in 45.0 IP) with 13 walks and 35 strikeouts.
- Assigned to Kane County on 7/4 after not allowing a run in seven appearances with Hillsboro ... didn't allow a run in 9 of 14 appearances with Kane County Cougars ... assigned to Visalia on August 18 and helped the club capture its first California League title since 1978.

## 2018

- Converted to pitching ahead of the 2018 season and appeared in 13 games on the mound for the Wisconsin (A), but was released on July 10 ... went 2-0 with a 8.38 ERA (18 ER in 19.1 IP) with 10 walks and 19 strikeouts.
- After being released by Milwaukee, signed with the Long Island Ducks in the independent Atlantic League ... pitched in 22 games out of the bullpen, going 2-1 with a 2.38 ERA (6 ER in 22.2 IP) with 13 walks and 17 strikeouts.

## 2015-17

- Played three seasons in the Milwaukee Brewers organization as an infielder, beginning with the Helena Brewers (R) in the Pioneer League in 2015, before spending 2016 with the Brevard County Manatees (A+) in the Florida State League and 2017 with the Wisconsin Timber Rattlers (A) and Carolina Mudcats (A+).
- In 370 Minor League games across the three levels, slashed .200/.283/.318 (189-for-945) with 45 doubles, 9 triples, 16 home runs and 95 runs batted in.
- Made 190 starts (1635.0 innings) at third base in the Minor Leagues, with 48 starts at shortstop, 25 starts at first base and 13 starts at second base.

## COLLEGE (2013-2015)

- Attended the University of Maryland, helping the Terrapins reach the Super Regionals in 2014 and 2015 as a three-year starting infielder ... led the team in home runs (5) as a sophomore, finished tied for 10th in the ACC with 42 RBI.

## MISCELLANEOUS

- Full name is **Jose Luis Cuas**
- A four-year letterwinner at Grand Street Campus High School (NY), where the Wolves win their first ever city championship in 2012 and was an all-city selection.
- Delivered packages for FedEx in Brooklyn, New York in the offseason while pitching for the Long Island Ducks.
- Pitched for the Águilas Cibaeñas in the 2020/21 Dominican Winter League season, where he met Tony Peña Jr., which helped lead to him signing with Kansas City in 2021.

## CAREER PITCHING

YEAR	CLUB	W	L	ERA	G	GS	CG	SHO	SV	SVO	IP	H	R	ER	HR	HB	BB	SO	WHIP	AVG
2018	Wisconsin (A)	2	0	8.38	13	0	0	0	0	0	19.1	26	18	18	3	4	10	19	1.86	.333
	Long Island (IND – Atl.)	2	1	2.38	22	0	0	0	0	0	22.2	16	6	6	1	0	13	17	1.28	.203
2019	Hillsboro (A-) ○	2	0	0.00	7	0	0	0	3	3	9.1	1	0	0	0	1	2	6	0.32	.037
	Kane County (A)	3	2	1.64	14	0	0	0	7	10	22.0	14	6	4	1	2	9	18	1.05	.182
	Visalia (A+) ○	1	1	2.63	5	0	0	0	0	1	13.2	15	4	4	1	0	2	11	1.24	.288
	Long Island (IND – Atl.)	0	0	0.71	10	0	0	0	1	1	12.2	5	1	1	0	2	4	16	0.71	.125
2020	Did not play (no minor league season)																			
2021	Long Island (IND – Atl.)	2	0	0.00	5	0	0	0	0	0	11.0	7	0	0	0	1	3	13	0.91	.171
	ACL Royals Blue (R)	1	0	0.00	2	0	0	0	0	0	4.1	0	0	0	0	0	0	8	0.00	.000
	NW Arkansas (AA)	3	1	1.95	22	0	0	0	3	3	32.1	31	11	7	1	2	7	32	1.18	.252
	Omaha (AAA)	1	0	0.00	3	0	0	0	0	0	5.0	2	0	0	0	1	1	4	0.60	.125
2022	Omaha (AAA)	0	3	1.61	22	0	0	0	3	4	22.1	17	7	4	1	3	7	21	1.07	.205
	KANSAS CITY	4	2	3.58	47	0	0	0	1	1	37.2	39	18	15	2	6	24	34	1.67	.264
MAJOR LEAGUE TOTALS (4 SEASONS)		4	2	3.58	47	0	0	0	1	1	37.2	39	18	15	2	6	24	34	1.67	.264
MINOR LEAGUE TOTALS (4 SEASONS)		13	7	2.59	88	0	0	0	16	21	128.1	106	46	37	7	13	38	119	1.12	.226
INDY LEAGUE TOTALS (4 SEASONS)		4	1	1.36	37	0	0	0	1	1	46.1	28	7	7	1	3	20	46	1.04	.175





# YEFRI DEL ROSARIO

LIKE Jeffrey



**BATS**  
R

**THROWS**  
R

**HEIGHT**  
6'2"

**WEIGHT**  
180 LBS

**OPENING DAY AGE**  
23

**BORN:** September 23, 1999 in Miches, Dominican Republic 🇩🇪

**RESIDES:** Miches, Dominican Republic

**ACQUIRED:** December 5, 2017 – Signed as a Minor League Free Agent

**SIGNED:** July 29, 2016 – Signed by Atlanta an International Free Agent

**PRO DEBUT:** June 3, 2017 (DSL Braves) 3.0 IP, 0 R, 3 K vs. DSL Astros

RIGHT-HANDED PITCHER

## 2022 SEASON

- Split the season between NW Arkansas (AA) and Omaha (AAA), making 47 relief appearances with a 4.48 ERA (36 ER in 72.1 IP) and 53 strikeouts ... the first season of his career without making a start.
- Began the season with the Naturals, where his six saves (in nine chances) led the team and six saves tied three others for the most on the team ... of his 38 Double-A outings, 24 finished the game, also a team-high.
- Did not allow a run across his first four games and 11.1 innings of season, a span where he surrendered nine hits and five walks while striking out eight ... 18 of his 38 appearances with the Naturals were scoreless.
- First seven appearances of the season were all 2.0 innings or longer, but just 10 of his last 40 appearances of the year between Double-A and Triple-A were 2+ innings.
- Six of his last 11 appearances with Northwest Arkansas were save opportunities, but only converted four saves.
- Entered the game in the eighth inning or later in 23 of his 38 outings with the Naturals.
- Threw a 1-2-3 inning 13 times, the second-most on the Double-A staff behind Jonah Dipoto (17) and Walter Pennington (15).
- Promoted to Omaha on September 2, where he went 1-0 with a 2.70 ERA (3 ER in 10.1P) across nine outings ... did not allow an earned run in seven of his nine Triple-A outings ... did not record an out in his Triple-A debut on September 2 @ St. Paul, facing three batters he surrendered two hits and saw a batter reach on an error, was charged with one earned run.
- Entered the season as an unranked prospect, but mid-season was rated by *Baseball America* as the No. 21 prospect in the Royals system.

## CAREER HIGHS

**INNINGS:** 7.0 – 8/30/18 vs. Augusta  
**STRIKEOUTS:** 9 – 8/30/18 vs. Augusta  
**WALKS:** 5 (2x) – Last: 8/1/21 vs. Wichita  
**HITS:** 8 – 6/22/18 vs. Charleston  
**EARNED RUNS:** 7 – 6/22/18 vs. Charleston  
**HOME RUNS:** 3 – 6/22/18 vs. Charleston  
**PITCHES THROWN:** 95 – 8/8/18 vs. Asheville  
**SCORELESS STREAK:** 15.2 IP – 8/13/18 to 8/25/18



## 2021

- Spent the entire season with NW Arkansas (AA), pitching in 26 games (11 starts) with a 2-4 record and 5.99 ERA (47 ER in 70.2 IP).
- Ranked 3rd on the Naturals pitching staff in strikeouts (78) and innings pitched (70.2) and 5th in both games pitched and games started.
- Began the season with nine straight relief outings, usually piggybacking someone to build up his workload after missing out on game action in 2020 and 2021.
- Made his first start of the season on June 19 @ San Antonio (SD) and started 11 of his last 18 games, including Game 2 of the Double-A Central Championship Series, gradually increasing his workload with a season-high 5.0 innings on September 10 @ Wichita (MIN) and 74 pitches on September 16 vs. Springfield (STL).
- After retiring his last seven batters faced on August 22 @ Tulsa (LAD), retired first five in a row on August 28 for 12 consecutively retired hitters, the third-longest stretch for a Naturals pitcher across multiple games in 2021.
- Earned a no-decision in Game 2 of the Double-A Central Championship series on September 22 at home against Wichita ... allowed just one run on seven hit across 4.0 innings while walking two and striking out one.
- Entered the season ranked by *Baseball America* as the No. 27 Royals prospect and the No. 30 prospect in the Royals system according to MLB Pipeline.

## 2020

- Entered the year ranked by *Baseball America* as the No. 20 Royals prospect and the No. 22 prospect in the Royals system according to MLB Pipeline.
- Joined the Royals' fall instructional league at Kauffman Stadium in 2020.

## 2019

- Entered the season as the Royals No. 23 prospect according to MLB Pipeline, but did not pitch due to injury ... had a nerve issue in his right bicep, only treatment was rest ... was able to return during the fall to throw in simulated games.

## 2018

- Made his debut in the Royals' organization in June and posted a 3.19 ERA with Lexington ... would have ranked ninth in the South Atlantic League if he had enough innings to qualify.
- Went 6-0 in his last seven starts with a 1.10 ERA (5 ER in 41.0 IP) and .184 opponents' average, and named Lexington's Pitcher of the Month for August.
- Did not allow a run in 14.0 innings, from August 13th to 25th, spanning parts of three starts.
- Ended his first season with the Royals by pitching six scoreless innings with just one hit allowed and seven strikeouts in a Legends playoff start on September 10 against the Lakewood BlueClaws.

## 2017

- Posted a 3.62 ERA in 37.1 innings between the Braves rookie-level affiliates in the Dominican Summer League & Gulf Coast League ... appeared in 13 games (eight starts) ... pitched in just two games in the DSL before being assigned to the GCL Braves on June 26, where he finished the season.
- Was one of 13 Atlanta prospects granted free agency (on November 21, 2017) after a Major League Baseball investigation determined the Braves circumvented the international signing guidelines for three straight signing periods ... many of them were a part of the 2016 class considered by many to be that year's top international signing class.

## MISCELLANEOUS

- Has seen action in four games for the Gigantes del Cibao between the 2020/21 and 2022/23 Dominican Winter League seasons ... pitched to a 4.91 ERA (2 ER in 3.2 IP) with two walks and one strikeout.

## CAREER PITCHING

YEAR	CLUB	W	L	ERA	G	GS	CG	SHO	SV	SVO	IP	H	R	ER	HR	HB	BB	SO	WHIP	AVG
2017	DSL Braves (R)	0	0	1.80	2	2	0	0	0	0	5.0	1	2	1	0	0	4	7	1.00	.067
	GCL Braves (R)	1	1	3.90	11	6	0	0	0	0	32.1	37	20	14	1	2	10	29	1.45	.285
2018	Lexington (A) 🍌	6	5	3.19	15	15	0	0	0	0	79.0	69	36	28	10	2	29	72	1.24	.227
2019	Did not play (injured)																			
2020	Did not play (no minor league season)																			
2021	NW Arkansas (AA) 🍌	2	4	5.99	26	11	0	0	0	0	70.2	79	51	47	12	6	35	78	1.61	.280
2022	NW Arkansas (AA)	6	3	4.76	38	0	0	0	6	9	62.1	68	35	33	8	4	26	47	1.51	.275
	Omaha (AAA)	1	0	2.70	9	0	0	0	0	0	10.0	10	4	3	1	0	3	6	1.30	.250
MINOR LEAGUE TOTALS (4 SEASONS)		16	13	4.37	101	34	0	0	6	9	259.1	264	148	126	32	14	107	239	1.43	.259

STORM CHASERS ORGANIZATION

2023 OMAHA STORM CHASERS

2022 SEASON IN REVIEW

PLAYER & COACH DATABASE

HISTORY & RECORDS

INTERNATIONAL LEAGUE

ROYALS ORGANIZATION

GENERAL INFORMATION



# JONAH DIPOTO

dih-POH-to



**BATS**  
R

**THROWS**  
R

**HEIGHT**  
6'1"

**WEIGHT**  
225 LBS

**OPENING DAY AGE**  
26

**BORN:** September 3, 1996 in Queens, New York

**RESIDES:** San Diego, California

**ACQUIRED:** 35<sup>TH</sup>-Round selection in the 2019 MLB Draft (1039<sup>TH</sup> OVERALL)

**DRAFTED:** Los Angeles (AL) 38<sup>TH</sup>-Round pick in the 2015 MLB Draft (1155<sup>TH</sup> OVERALL)

**COLLEGE:** University of California, San Diego (La Jolla, California)

**HIGH SCHOOL:** Newport Harbor High School (Newport Beach, California)

**PRO DEBUT:** June 25, 2019 (Surprise): 1.0 IP, 3 R, 1 K vs. AZL Padres 1

## 2022 SEASON

- Coming over from Minor League camp to MLB Spring Training, pitched in his first Cactus League game, throwing a 1-2-3 scoreless inning with one strikeout on March 29 against his dad's Seattle Mariners at the Peoria Sports Complex.
- Pitched in a team-best 42 games for NW Arkansas (AA), going 3-0 with three saves (in four chances) and a 3.68 ERA (26 ER in 63.1 IP), while striking out 84 batters ... one of three players that remained on the Nationals active roster the entire season, along with infielders Robbie Glendinning and Jake Means.
- Among Royals Minor League pitchers who threw at least 60.0 innings in 2022, he ranked 2nd in K/9 (11.87), 3rd in K% (28.1%) and 3rd in opponents' batting average (.212) ... his 63.2 innings pitched ranked 5th among all Royals farmhands who did not start a game this season. ... 42 games pitched ranked 6th in the organization.
- More than half of his appearances were scoreless, as he did not allow a run in 25 of 42 appearances with one earned run allowed or less in 36 of 42 appearances.
- Three of the Nationals' seven longest scoreless streaks from pitchers came courtesy of Dipoto ... did not allow an earned run over five appearances (10.0 innings) from June 18 to July 2 ... fired six straight games (8.2 innings) without an earned run from May 12 to May 31 ... after a rocky season opener, his next four appearances (6.2 innings) were scoreless from April 14 to 27.
- Following the conclusion of the Minor League season, was assigned to the Arizona Fall League's Surprise Saguaros, pitching in nine games out of the bullpen in the AFL with a 1.93 ERA (2 ER in 9.1 IP) and 14 strikeouts to just one walk ... final six regular season outings of the year were scoreless ... struck out three over 1.1 innings in Surprise's 7-6 win over Glendale in the AFL Championship Game at Scottsdale Stadium.

## CAREER HIGHS

**INNINGS:** 3.0 (4x) – Last: 5/16/21 vs. Cedar Rapids  
**STRIKEOUTS:** 6 – 5/16/21 vs. Cedar Rapids  
**WALKS:** 4 (2x) – Last: 4/8/22 @ Springfield  
**HITS:** 5 – 8/24/22 vs. Springfield  
**EARNED RUNS:** 4 – 8/24/22 vs. Springfield  
**HOME RUNS:** 1 (7x) – Last: 8/24/22 vs. Springfield  
**PITCHES THROWN:** 50 – 8/24/22 vs. Springfield  
**SCORELESS STREAK:** 22.2 IP – 7/8/19 to 8/21/19



## 2021

- Assigned to Quad Cities (A+) out of camp and pitched 22 games for the River Bandits ... placed on the 7-Day Injured List on August 10, transferred to the 60-Day IL on August 12 and did not pitch for the remainder of the season.
- In his 22 games out of the bullpen with the River Bandits, went 1-0 with eight saves (in 10 chances) and a 3.19 ERA (11 ER in 31.0 IP) and 39 strikeouts.
- Eight saves ranked tied second in the Royals' system (with Tyler Zuber, one behind Josh Dye's eight).
- Did not allow a run across his first seven outings (11.0 innings) of the season, ending May with a 1-0 record and 0.75 ERA (1 ER in 12.0 IP).
- 15 of his 22 outings were scoreless appearances, only allowing more than one run three times.
- Struck out a career-best six batters across 3.0 scoreless innings on May 16 vs. Cedar Rapids (MIN), as he pitched the final three innings of the game and earned the win in a 3-2 victory over theernels ... while he walked one, he did not allow a hit.

## 2019

- In his first professional season, pitched in one game for Surprise (R) and allowed three runs in one inning, before being assigned to Burlington (R) on 7/5, where he stayed for the rest of the regular season ... added to the postseason roster for Idaho Falls (R).
- Across 16 games with the B-Royals, he went 1-2 with four saves (in five chances), with an incredible 0.94 ERA (3 ER in 28.2 IP), while also racking up 34 strikeouts on only 11 hits of the 112 batters faced.
- 13 of his 16 outings with Burlington were scoreless ... did not allow a run in a 22.2 inning stretch from July 8 to August 21 ... across 11 consecutive outings in the middle of that scoreless streak, allowed just four hits and four walks, while striking out 28.
- Struck out a season-high five batters on July 10 @ Elizabethton (MIN), retiring all six batters he faced.
- Continued his dominance into the postseason, pitching twice for Burlington in the Appy League playoffs, throwing 5.0 scoreless innings with 5.0 strikeouts against Pulaski (NY) and Johnson City (STL), but the Royals fell in the Championship Series to Johnson City.
- After the Appalachian League season ended, was assigned to Idaho Falls on September 6 and made three appearances for the Chukars, en route to the Pioneer

League Championship ... threw 5.0 scoreless innings with one hit, one walk and four strikeouts ... pitched the final 2.0 innings of the championship-clinching 10-8 win at Ogden (LAD) on September 15, earning the save and on the mound for the final out.

## COLLEGE (2016-2019)

- Attended UC San Diego, where he pitched in 70 games (19 starts) across four seasons, going 11-12 with five saves and a 4.80 ERA (87 ER in 163.0 IP), while striking out 115 batters for the Tritons (Big West Conference).
- SENIOR (2019):** Moved back to the bullpen after mostly starting in 2018 and pitched in 19 games (one start), going 3-2 with a 4.17 ERA (17 ER in 36.6 IP) ... earned a winning decision in relief in his season debut in UCSD's home opener vs. Concordia Irvine on 2/3.
- JUNIOR (2018):** Substantially increased his workload as a junior, moving from the bullpen into the Tritons' starting rotation ... went 5-4 across 15 games (14 starts) with a 5.29 ERA (38 ER in 64.2 IP).
- SOPHOMORE (2017):** Produced his best season on campus, making a team-high 23 appearances and tied for the team lead with three saves ... posted a 3.74 ERA with 26 strikeouts.
- FRESHMAN (2016):** Made 13 appearances (four starts) and went 2-3 with a 5.79 ERA (18 ER in 28.0 IP) ... drew the start in the California Collegiate Athletic Association Championship opener vs. Cal State Monterey Bay on 5/11.

## MISCELLANEOUS

- Full name is **Jonah Seaver Dipoto**.
- 2015:** Graduated from Newport Harbor High School (Calif.), where he was a Perfect Game preseason All-America honorable mention as a senior ... selected by the Angels in the 38th round of the 2015 First-Year Player Draft, but did not sign, though his father was the Angels' GM at the time.
- Father Jerry Dipoto is currently the President of Baseball Operations for the Seattle Mariners, after serving as the team's General Manager from 2015 ... prior to that, he was the General Manager of the Los Angeles Angels from 2011-2015 and the Arizona Diamondbacks in 2010 ... Jerry pitched for Cleveland, New York (NL) and Colorado across an eight-year MLB career, going 27-24 with 49 saves and a 4.05 career ERA (223 ER in 495.1 IP and 352 strikeouts ... originally a 3rd round draft pick by Cleveland in the 1989 MLB Draft from Virginia Commonwealth University.
- Born in Queens, N.Y. in 1996 while his dad was pitching for the Mets.

## CAREER PITCHING

YEAR	CLUB	W	L	ERA	G	GS	CG	SHO	SV	SVO	IP	H	R	ER	HR	HB	BB	SO	WHIP	AVG
2019	Surprise (R)	1	2	0.94	16	0	0	0	4	5	28.2	11	6	3	0	3	11	34	0.77	.112
	Burlington (R)	0	0	27.00	1	0	0	0	0	0	1.0	4	3	3	0	0	0	1	4.00	.571
Did not play (no minor league season)																				
2021	Quad Cities (A+)	1	0	3.19	22	0	0	0	8	10	31.0	18	12	11	1	2	23	39	1.32	.159
2022	NW Arkansas	3	0	3.68	42	0	0	0	3	4	63.2	51	32	26	6	6	52	84	1.62	.213
MINOR LEAGUE TOTALS (3 SEASONS)		5	2	3.11	81	0	0	0	15	19	124.1	84	53	43	7	11	86	158	1.37	.183



# CLAY DUNGAN

duhn-ginn



**BATS**  
L

**THROWS**  
R

**HEIGHT**  
6'1"

**WEIGHT**  
190 LBS

**OPENING DAY AGE**  
26

**BORN:** June 2, 1996 in Muncie, Indiana

**RESIDES:** Alexandria, Indiana

**ACQUIRED:** 9<sup>th</sup>-Round selection in the 2019 MLB Draft (269<sup>th</sup> OVERALL)

**COLLEGE:** Indiana State University (Terre Haute, Indiana)

**HIGH SCHOOL:** Yorktown High School (Yorktown, Indiana)

**PRO DEBUT:** June 18, 2019 (Idaho Falls) 1-for-3 vs. Missoula

## 2022 SEASON

- As a Non-Roster invitee to Big League Spring Training, appeared in 10 Cactus League games, hitting .318 (7-for-22) with two doubles, one home run and six runs batted in.
- Played in 127 games for Omaha (AAA), slashing .208/.294/.334 (94-for-452), with 22 doubles, four triples, nine home runs and 52 runs batted in, while stealing 17 bases in 19 opportunities ... four triples was tied for the team lead, while he ranked second in games played.
- Made starts at a career-high six positions for the Storm Chasers, including second base (62 games/511.0 innings), third base (40 games/342.0 innings), shortstop (6 games/45.1 innings) and his first professional appearances in the outfield: in left field (13 games/110.0 innings), center field (1 game/6.0 innings) and right field (2 games/12.0 innings) ... turned a career-high 46 double plays between the three infield positions.
- Began the season with an eight-game on-base streak from April 5-13, then produced a season-long 14-game on-base streak from July 10 to August 8, where he had a .339 on-base percentage, tied for the fifth-longest on the Storm Chasers in 2022.
- Recorded back-to-back four-RBI games on June 26 vs. Columbus and June 28 @ St. Paul, combining for three doubles and three home runs.
- Produced the first two-homer game of his career on June 26, going 4-for-5 with two doubles, two homers and four runs batted in, during a 17-14 win over the Clippers ... his 12 total bases in that game are tied for the fourth-most by an Omaha hitter in modern franchise history (2005-present).

## AWARDS AND ACCOLADES

- 2019 MiLB.com Organization All-Star, SS (IDF)
- 2019 Pioneer League Midseason All-Star (IDF)
- 2019 Pioneer League Postseason All-Star (IDF)

## CAREER HIGHS

**HITS:** 6 – 6/23/19 vs. Billings

**RUNS:** 4 – 9/3/19 vs. Missoula

**DOUBLES:** 2 – (5x) – Last: 6/26/22 vs. Columbus

**HOME RUNS:** 2 – 6/26/22 vs. Columbus

**RUNS BATTED IN:** 4 (3x) – Last: 6/28/22 @ St. Paul

**WALKS:** 3 – 5/7/22 vs. Columbus

**STEALS:** 3 (2x) – Last: 8/8/21 @ Arkansas

**HIT STREAK:** 15 Games – 7/20/19 to 8/3/19

**ON-BASE STREAK:** 24 Games – 7/15/19 to 8/12/19



## 2021

- As a Non-Roster invitee to Big League Spring Training, appeared in 14 Cactus League games, hitting .182 (2-for-14) with one double and two runs scored.
- Spent the entire season with NW Arkansas (AA), playing in 108 of the team's 119 regular season games, including 104 starts as the leadoff hitter ... led the Naturals in games played, at-bats (444), runs scored (74) and hits (128).
- Slashed .288/.357/.405 (128-for-444) for the Naturals, leading the Double-A Central in hits with a 10-hit lead on the second-ranked player ... ranked sixth among qualified hitters in batting average, while tied second in the league in runs scored, sixth in steals (28) and tied eighth in total bases (180) ... his 444 at-bats were the second-most in the league, four behind Logan Davidson of Midland.
- Saw the most time in the field at second base (70 starts, 595.1 innings) as the double-play partner for Bobby Witt Jr. in the first half of the season, but also spent time at his natural position of shortstop (32 starts, 288.2 innings) and at third base (2 starts, 16.0 innings) ... recorded a .992 fielding percentage at second base, only making two errors in 256 chances.
- Led off the game with a hit 32 times, including 10 of his last 19 regular season games ... slashed .274/.349/.429 (48-for-175) when leading off innings with 10 doubles, 1 triple, 5 home runs, 16 walks ... led the team with four leadoff home runs (May 12 vs. Tulsa, June 16 @ San Antonio, July 18 vs. Arkansas and July 24 @ Tulsa).
- His 37 multi-hit games and 21 multi-run games led all Naturals hitters, while 15 multi-RBI ranked second behind 18 from MJ Melendez.
- Stole 28 bases in 39 attempts, including a pair of three-steal games (May 19 @ Springfield and August 8 @ Arkansas).
- Had even splits against LHP and RHP, batting .290 (97-for-335) against righties, while hitting .284 (31-for-109) against left-handers.

## 2020

- Participated in the club's postseason camp at Kauffman Stadium.
- Rated by *Baseball America* as having the Best Strike-Zone Discipline in the Royals system.

## 2019

- Spent his first professional season with Idaho Falls (R) ... started 43 games at shortstop and 19 games at second base.
- Named a Pioneer League mid-season and post-season All-Star, as well as an MiLB.com Organization All-Star ... led off and played second base in the annual Pioneer League-Northwest League All-Star Game.

## CAREER BATTING

YEAR	CLUB	AVG	G	AB	R	H	TB	2B	3B	HR	RBI	BB	IBB	SO	SB	CS	OBP	SLG	OPS
2019	Idaho Falls (R)	.357	65	255	57	91	126	19	5	2	38	28	0	32	9	1	.427	.494	.921
Did not play (no minor league season)																			
2021	NW Arkansas (AA)	.288	108	444	74	128	180	17	4	9	56	40	0	73	28	11	.357	.405	.762
2022	Omaha (AAA)	.208	127	452	64	94	151	22	4	9	52	47	0	100	17	2	.294	.334	.628
MINOR LEAGUE TOTALS (3 SEASONS)		.272	300	1,151	195	313	457	58	13	20	146	115	0	205	54	14	.348	.397	.745

- Led the Pioneer League in hits (91) and tied for first in runs (57), while ranking second in the league in average (.357) and doubles (19), fourth in on-base percentage (.427) and total bases (126), and fifth in triples (5).
- Hit safely in first five professional games and eight of first nine overall, batting .450 (18-for-40) with six doubles, one triple, one home run, and nine RBIs in that span.
- Slashed .429/.528/.607 (24-for-56) with three doubles, two triples and a homer vs. left-handed pitching ... also batted .420 (29-for-69) with runners in scoring position.
- Notched a career-best six hits with a pair of doubles, two RBI and two runs scored in his fifth professional game, going 6-for-6 vs. Billings on June 23.
- Recorded a career-best 15-game hitting streak from July 20 to August 3, in which he batted .431 (25-for-58) with three doubles, a triple and 13 runs scored, as well as a .477 on-base percentage in that span ... also ended the regular season on a 13-game hitting streak (August 2 – September 6).
- Hit a go-ahead, three-run homer in the seventh inning on a decisive Game 3 of the Pioneer League semifinals vs. Billings.
- Won Pioneer League Championship with Idaho Falls, going 3-for-12 (.250) across three games of the Pioneer League Championship Series against Ogden.

## COLLEGE (2016-2019)

- Attended Indiana State University, where he hit .285 with 21 home runs in 216 career games (207 starts).
- Started all 61 games at shortstop as a senior in 2019, batting .305/.406/.481 to lead Sycamores to first NCAA Tournament appearance since 1995.
- Teammates at Indiana State in the 2018 and 2019 with fellow Royals infield prospect Jake Means, who Clay shared the left side of the infield with for those two seasons while a member of the Sycamores.

## MISCELLANEOUS

- Full name is **Anthony Clay Dungan**.
- Graduated from Yorktown High School (Indiana) in 2015 ... lettered four years in baseball and two years in football.
- Dad (Tony) is the influential person in his life when it comes to baseball ... grew up a Reds fan, liked Brandon Phillips and Ken Griffey Jr.

STORM CHASERS ORGANIZATION

2023 OMAHA STORM CHASERS

2022 SEASON IN REVIEW

PLAYER & COACH DATABASE

HISTORY & RECORDS

INTERNATIONAL LEAGUE

ROYALS ORGANIZATION

GENERAL INFORMATION





# JOSH DYE



**BATS**  
L

**THROWS**  
L

**HEIGHT**  
6'5"

**WEIGHT**  
185 LBS

**OPENING DAY AGE**  
26

**BORN:** September 14, 1996 in DeLand, Florida 🇺🇸

**RESIDES:** Fort Myers, Florida

**ACQUIRED:** 23<sup>RD</sup>-Round selection in the 2018 MLB Draft (692<sup>ND</sup> OVERALL)

**COLLEGE:** Florida Gulf Coast University (Fort Myers, Florida)

**HIGH SCHOOL:** DeLand High School (DeLand, Florida)

**PRO DEBUT:** June 21, 2018 (Burlington) 2.0 IP, 3 R, 2 K vs. Elizabethton

LEFT-HANDED PITCHER

## 2022 SEASON

- Spent the entire season with Omaha (AAA), making 48 appearances (six starts) with a 5-3 record and 4.48 ERA (31 ER in 62.1 IP).
- His 48 games pitched ranked second on the Storm Chasers and third in the Royals system behind Andrés Núñez ... among Royals Minor League pitchers who threw at least 60.0 innings, ranked 1st in LOB% (82.6%), 3rd in BB/9 (2.31), 4th in K/BB (3.63).
- Did not allow a run over 14.1 innings between June 21 and July 16, a nine-outing stretch where he surrendered just seven hits while striking out 10 batters.
- Held opponents to less than two earned runs in 42 of 48 outings, including 29 scoreless appearances.
- Made his first start since the 2018 season on May 12 @ Iowa (CHC), allowing one earned run on three hits over 3.0 innings, while striking out two ... made five more spot starts throughout the season, at least one in each of the four remaining month of the season (June to September).
- Three of his starts were scoreless: May 12, June 30 @ St. Paul (MIN) and July 9 vs. Toledo (DET) ... struck out a season-high five in his final start of the year on September 4 @ St. Paul.
- Once again proved to be incredibly effective against left-handed hitters, holding lefties to a .221/.296/.394 (23-for-104) slashline, compared to righties that slashed .336/.373/.601 (48-for-143) against him.

## CAREER HIGHS

**INNINGS:** 5.0 (3x) – Last: 9/2/18 vs. Potomac  
**STRIKEOUTS:** 8 – 4/26/19 vs. Greenville  
**WALKS:** 4 – 7/9/22 vs. Toledo  
**HITS:** 9 – 8/19/18 vs. Danville  
**EARNED RUNS:** 5 – 7/23/22 vs. Iowa  
**HOME RUNS:** 2 – 7/23/22 vs. Iowa  
**PITCHES THROWN:** 72 (2x) – Last: 9/2/18 vs. Potomac  
**SCORELESS STREAK:** 16.2 IP – 5/4/21 to 6/8/21



## 2021

- Broke camp with Northwest Arkansas (AA) and remained with the club through the end of the Double-A Central Championship series run ... across a team-high 38 relief appearances, went 4-2 and pitched to a 2.52 ERA (17 ER in 60.2 IP) and 3.78 K/BB ratio (68/18) at Double-A.
- Led all Royals Minor Leaguers with nine saves in 2021, all of which he earned with the Nationals before being promoted for two games at Omaha (AAA) to finish the year.
- Among Double-A Central pitchers, ranked tied 4th in saves and tied 5th in games pitched.
- Went a perfect 9-for-9 in save opportunities ... seven of his first nine saves came across the first two months of the season and his first 18 games ... after his seventh save on June 30, did not record another until September 15.
- Did not allow a run in 24 of his 38 regular season appearances with the Nationals, including 9 hitless outings.
- Responsible for 2nd-longest scoreless streak for a Double-A pitcher all year, as he did not surrender a run across 10 games and 16.0 innings between May 8 and June 8 and sat with a 0.50 ERA after his first 11 outings of the year ... allowed just 7 hits in that stretch while striking out 15.
- Both of his losses came in extra inning games in August, pitching in the 10th inning on August 11 vs. Frisco (TEX) and August 20 @ Tulsa (LAD).
- Earned the win in Game 1 of the Double-A Central Championship Series vs. Wichita (MIN) with 2.1 hitless innings, while striking out three.
- Joined Triple-A Omaha on September 26 and pitched in two games for the Storm Chasers, allowing two runs while striking out five.

## 2019

- Split the year between Lexington (A) and Wilmington (A+), combining to go 5-3 in 39 appearances out of the bullpen with a 2.14 ERA (14ER in 62.2 IP) with 81 strikeouts (11.63 K/9), compared to 21 walks (3.86 K/BB).
- Ranked 3rd among Royals Minor Leaguers in saves (8).
- Made a team-high six appearances during Wilmington's playoff run, recording 11 strikeouts in 7.2 innings.
- With Lexington, had lopsided lefty/righty splits ... lefties hit a meager .129 off him while righties hit .270.

- Promoted to High-A Wilmington on May 30, where he remained for the rest of the year.
- Excelled once promoted to the Blue Rocks, pitching to a 1.25 ERA (6 ER in 36.0 IP) across 25 appearances, going 5-for-6 in saves.

## 2018

- Made his professional debut with Burlington (R) going 1-3 over 11 appearances (7 starts) with a 4.54ERA (18 ER in 35.2 IP) with 34 strikeouts (8.58 K/9), compared to 5 walks (6.8 K/BB).
- Made one start for Wilmington (A+) after the Appalachian League season finished, pitching 5.0 innings of one-run baseball, with three hits, one walk and six strikeouts ... earned the win in a 3-2 victory over the Potomac Nationals.
- 4.44 strikeout-to-walk ratio (40 K/9 BB) in his first professional season ranked fourth among Royals farmhands (min. 40.0 IP).

## COLLEGE (2015-2018)

- Attended Florida Gulf Coast University ... the same school that produced Chris Sale, teammates with Royals farmhand Peyton Gray ... pitched in 46 games (38 starts) with a 2.98 ERA (76 ER in 229.2 IP).
- RS JUNIOR (2018):** Went 8-4 in 14 starts with a 2.40 ERA (25 ER in 93.2 IP), fourth in the Atlantic Sun Conference, named a two-time ASUN Pitcher of the Week (April 30, May 20) and Second Team All-Conference following his best season wearing the Green and Blue.
- RS SOPHOMORE (2017):** Led the team in starts (16), wins (8) and innings (94.2) and ranked second among qualified pitchers with a 3.23 ERA
- SOPHOMORE (2016):** Didn't pitch for Florida Gulf Coast due to injury, underwent elbow surgery and used a medical red shirt.
- FRESHMAN (2015):** Made 14 appearances with eight starts in his first season with the Green and Blue, posted a 1-3 record with a 3.70 ERA and totaled a K-BB ratio of 28-6 in 41.1 innings, good for sixth most innings pitched on the team ... his 1.31 walks per nine innings ranks as the 8th best mark in program history

## MISCELLANEOUS

- Graduated from DeLand High School (Florida), where he earned First-Team All-County honors as a senior.

## CAREER PITCHING

YEAR	CLUB	W	L	ERA	G	GS	CG	SHO	SV	SVO	IP	H	R	ER	HR	HB	BB	SO	WHIP	AVG
2018	Burlington (R)	1	3	4.54	11	7	0	0	0	0	35.2	45	22	18	4	0	5	34	1.40	.304
	Wilmington (A+)	1	0	1.80	1	1	0	0	0	0	5.0	3	1	1	0	0	1	6	0.80	.158
2019	Lexington (A)	1	1	3.38	14	0	0	0	3	4	26.2	24	14	10	1	2	6	43	1.13	.229
	Wilmington (A+)	4	2	1.25	25	0	0	0	5	6	36.0	24	8	5	1	0	15	38	1.08	.192
2020	Did not play (no minor league season)																			
2021	NW Arkansas (AA)	4	2	2.52	38	0	0	0	9	9	60.2	53	19	17	5	1	18	68	1.17	.231
	Omaha (AAA)	0	0	3.60	2	0	0	0	0	0	5.0	4	2	2	1	0	1	5	1.00	.222
2022	Omaha (AAA)	5	3	4.48	48	6	0	0	0	2	62.1	71	32	31	14	4	16	58	1.40	.287
MINOR LEAGUE TOTALS (4 SEASONS)		16	11	3.27	139	14	0	0	17	21	231.1	224	98	84	26	7	62	252	1.24	.251



# NATE EATON



**BATS**  
R

**THROWS**  
R

**HEIGHT**  
5'11"

**WEIGHT**  
190 LBS

**OPENING DAY AGE**  
26

**BORN:** December 22, 1996 in Chester, Virginia 🇺🇸  
**RESIDES:** Chester, Virginia  
**ACQUIRED:** 21<sup>TH</sup>-Round selection in the 2018 MLB Draft (632<sup>ND</sup> OVERALL)  
**COLLEGE:** Virginia Military Institute (Lexington, Virginia)  
**HIGH SCHOOL:** Thomas Dale High School (Chester, Virginia)  
**PRO DEBUT:** June 19, 2018 (Idaho Falls) 1-for-3 @ Grand Junction  
**MLB DEBUT:** July 14, 2022 (KANSAS CITY) 1-for-4, HR @ TORONTO  
**MLB SERVICE TIME:** 58 Days

## 2022 SEASON

- Split time in the Minor Leagues between NW Arkansas (AA) and Omaha (AAA) but also appeared in 44 games with Kansas City over three separate stints with the Royals: July 14-17, August 4-22 and September 1 through the end of the regular season.
- Made his Major League debut on July 14 in Toronto and hit a home run off Anthony Banda in the ninth inning for his first career hit ... became the ninth Royal to have his first career hit be a home run and fourth player in Royals history to homer in his Major League debut.
- Despite only playing in 44 major league games, he ranked tied for fifth among American League rookies with 3 triples and tied for sixth with 11 steals.
- According to Statcast (h/t Kansas City Royals media relations), led the majors with a 98.1 mph arm strength, which according to Statcast, averages the top 10% of throws for an outfielder (min. 50 throws to qualify), the top 5% of throws for a second baseman/shortstop/third baseman (min. 75 throws) and top 1% for a first baseman (min. 100 throws) ... also ranked tied for 8th in the American League with a 29.7 ft/sec. sprint speed (min. 10 opportunities).
- Between Double-A and Triple-A, played in 91 games and combined to slash .285/.358/.465 (97-for-340) with 14 doubles, 4 triples, a career-best 13 home runs and 51 runs batted in ... only played 37 games with the Nationals before getting called up to the Storm Chasers on May 27.
- At the time of his first call-up to Kansas City, was slashing .329/.388/.591 (49-for-149) with 19 extra-base hits (nine home runs) and 25 runs batted in over 39 games with Omaha.
- For the second straight year, saw time at five different positions in the Minor Leagues: shortstop (11.0 innings), third base (217.2 innings), left field (65.0 innings), center field (81.0 innings) and right field (350.0 innings) ... in the major leagues, played in the outfield for 27 of his first 29 games, then played at third base for 12 of his last 15 games.
- Across 91 games in the outfield between Double-A, Triple-A and the majors, recorded 12 outfield assists (4 with NW Arkansas, 5 with Omaha and 3 with Kansas City) ... two of four outfield assists with the Nationals came in one game - May 11 against Wichita, the first multi-OF assist game of his career.

## AWARDS AND ACCOLADES

- 2022** MiLB.com Organization All-Star, 3B (NWA/OMA)
- 2021** Arizona Fall League Rising Star (SUR)
- 2018** Player of the Year, Idaho Falls Chukars (R)
- 2018** MiLB.com Organization All-Star (IDF)
- 2018** Pioneer League Midseason All-Star (IDF)
- 2018** Pioneer League Postseason All-Star (IDF)

## CAREER HIGHS

**HITS:** 4 (8x) - Last: 9/3/22 @ DETROIT  
**RUNS:** 3 (19x) - Last: 8/7/22 vs. BOSTON  
**DOUBLES:** 2 - 6/20/19 vs. Greenville  
**HOME RUNS:** 2 (2x) - Last: 7/10/22 vs. Toledo  
**RUNS BATTED IN:** 4 (6x) - Last: 6/22/22 vs. Columbus  
**WALKS:** 4 - 7/29/18 @ Ogden  
**STEALS:** 3 - 5/14/21 vs. Cedar Rapids  
**HIT STREAK:** 10 Games (4x) - Last: 6/8/22 to 6/19/22  
**ON-BASE STREAK:** 21 Games - 8/4/18 to 8/31/18



## 2021

- Began the season with Quad Cities (A+) and played 70 games for the River Bandits, also appearing in five games in the Arizona Complex League while on rehab assignment (on 7-Day Injured List for Quad Cities from 6/5 to 7/16) ... combined to slash .243/.350/.368 (66-for-272) with six homers, 39 runs batted in.
- Led the River Bandits in stolen bases (23), which ranked eighth in the Royals' system and 11th in the High-A Central ... his 88.5% success rate ranked tied third in the league among players with at least 25 steal attempts.
- Made starts at five positions with Quad Cities, including 41 at third base (346.0 innings), 10 in right field (87.0 innings), 10 in left field (80.0 innings), two at shortstop (80.0 innings) and once at second base (13.0 innings).
- Played in three High-A Central playoff games, going 1-for-8 (.125) with a double.
- Named to the Arizona Fall League's Surprise Saguaros after the Minor League season ended and slashed .317/.352/.463 (26-for-82) across 20 games, with five extra-base hits, 13 runs batted in and four steals ... named a Rising Star in the Fall League and played in the "Fall Stars Game" going 1-for-2 with a two-run triple on 11/13.

## 2019

- Spent the entire year with Lexington (A) in the South Atlantic League, slashing .233/.305/.336 (116-for-497) with 54 runs batted in ... led the Royals Minor League system with 32 doubles, ranked fourth in extra-base hits (39) and fifth in hits (116).
- Named SAL Player of the Week for the week of 6/9, hitting .343 (12-for-35) with three extra-base hits and eight runs batted in.
- Played in six playoffs games with Lexington, going 5-for-23 (.217) as the Legends won their second straight SAL Championship.

## 2018

- Spent the entire season with Idaho Falls (R) in the Pioneer League and was named the Chukars' Player of the Year in his professional debut ... slashed .354/.427/.581 (92-for-260), leading all qualified Royals farmhands in batting average
- Named a MiLB.com Organization All-Star, Pioneer League mid-season and postseason All-Star ... ranked among Pioneer League leaders in: hits (92, 1st), extra-base hits (37, 1st), triples (1st), runs (tied for 1st), stolen bases (2nd), batting average (3rd), and on-base percentage (.427, 3rd)
- Started at third base in the Pioneer League All-Star game and went 5-5 with four runs, a double, a triple and two runs batted in.

## COLLEGE (2016-2018)

- Attended the Virginia Military Institute, where he slashed .286/.382/.475 (124-for-434) across 108 games in 2016 and 2018 ... hit 24 doubles, eight triples and 14 homers for the Keydets (Southern Conference) while driving in 49 runs ... pitched in 28 games (3 starts), going 4-1 with a 6.60 ERA and 46 strikeouts.
- RS SOPHOMORE (2018):** Set a new VMI record by stealing 36 bases for the year, third in Division I in steals ... also pitched in 17 contests, going 2-1 with two saves.
- FRESHMAN (2016):** Played in all 56 games, one of several Keydets to break the long-standing school record ... hit .284 with six homers, 24 runs batted in and 10 steals.

## MISCELLANEOUS

- Graduated from Thomas Dale High School (Virginia), where he was named 6A All-Region Second Team as a senior
- Was originally drafted by the Royals as a catcher, even though he hadn't caught since high school ... has played six different positions in the Minors since being drafted (LF, CF, RF, 2B, 3B & SS).

## CAREER BATTING

YEAR	CLUB	AVG	G	AB	R	H	TB	2B	3B	HR	RBI	BB	IBB	SO	SB	CS	OBP	SLG	OPS
2018	Idaho Falls (R)	.354	66	260	59	92	151	20	12	5	53	33	0	60	19	5	.427	.581	1.008
2019	Lexington (A) ◯	.233	126	497	64	116	167	32	2	5	54	46	2	116	18	1	.305	.336	6.41
2020	Did not play (no minor league season)																		
2021	ACL Royals Gold (R)	.200	4	10	2	2	3	1	0	0	2	2	0	2	0	0	.385	.300	.685
	ACL Royals Blue (R)	.333	1	3	1	1	1	0	0	0	2	0	2	0	0	0	.600	.333	.933
	Quad Cities (A+) ◯	.243	70	259	44	63	96	13	1	6	37	35	0	71	23	3	.344	.371	7.15
2022	NW Arkansas (AA)	.271	37	140	23	38	56	4	1	4	19	11	0	29	12	1	.331	.400	731
	Omaha (AAA)	.295	54	200	33	59	102	10	3	9	32	21	0	48	11	4	.376	.510	886
	KANSAS CITY	.264	44	106	16	28	41	4	3	1	12	10	0	30	11	1	.331	.387	718
MAJOR LEAGUE TOTALS (1 SEASON)		.264	44	106	16	28	41	4	3	1	12	10	0	30	11	1	.331	.387	718
MINOR LEAGUE TOTALS (4 SEASONS)		.271	358	1,369	226	371	576	80	19	29	197	150	2	328	83	14	.351	.421	.772

STORM CHASERS ORGANIZATION

2023 OMAHA STORM CHASERS

2022 SEASON IN REVIEW

PLAYER & COACH DATABASE

HISTORY & RECORDS

INTERNATIONAL LEAGUE

ROYALS ORGANIZATION

GENERAL INFORMATION



# FREDDY FERMIN

**furr-reen**



**BATS**  
R

**THROWS**  
R

**HEIGHT**  
5'10"

**WEIGHT**  
200 LBS

**OPENING DAY AGE**  
27

**BORN:** May 16, 1995 in Puerto Ordaz, Venezuela 🇻🇪

**RESIDES:** Puerto Ordaz, Venezuela

**ACQUIRED:** July 25, 2015 – Signed as an International Free Agent

**PRO DEBUT:** June 7, 2016 (DSL Royals) 0-for-3 vs. DSL Marlins

**40-MAN ROSTER:** Added by Kansas City on November 15, 2022

**MLB DEBUT:** July 15, 2022 (KANSAS CITY) 0-for-1 @ TORONTO

**MLB SERVICE TIME:** 4 Days

## 2022 SEASON

- Placed in 87 games Omaha (AAA) and slashed .270/.365/.480 (80-for-296) but appeared in three games with Kansas City between July 14 and 17 for the team's series in Toronto.
- After having his contract selected by the Royals on July 14, made his Major League debut on July 15 in Toronto as the second of three Royals to make his major league debut that night, with Michael Massey and Maikel Garcia ... entered the game defensively as the catcher in the 5th inning, and flied out in his only plate appearance.
- Made his first career start on July 16, and went 0-for-4 but reached on a fielder's choice and scored his first career run ... threw out his first baserunner in the eighth inning of the game, catching Lourdes Gurriel Jr. attempting to steal second base to end the inning.
- Over his 87 games with the Storm Chasers, recorded career highs in home runs (15), runs batted in (56), doubles (17) and walks (46) ... threw out 15 of 61 would-be base stealers (24.6%).
- After entering the year having never recorded a multi-homer game, produced three two-homer games (4/20, 8/23 and 8/26).
- Named International League Player of the Week for August 22 to 28, a week in which he went 7-for-19 (.368/.480/1.316) with a 1.796 OPS, six home runs and 12 runs batted in.
- His POTW honors helped cap a dominant August, as he slashed .337/.420/.698 (29-for-86) with 7 doubles, 8 home runs and 18 RBI in 24 games ... recorded a career-high 6 RBI on August 26 vs. Scranton/Wilkes-Barre, when he compiled his third multi-homer game of the season.
- Reached base in a career-best 33 straight games between August 3 and September 15, the second longest on-base streak of the season among Omaha hitters ... slashed .335/.429/.630 (40-for-119), with 17 extra-base hits (nine home runs) and 20 walks.

## AWARDS AND ACCOLADES

- 2023** Venezuelan Winter League (LVPB) MVP
- 2023** Venezuelan Winter League (LVPB) Rookie of the Year
- 2022** Kansas City Royals Frank White Defensive Player of the Year
- 2019** Kansas City Royals Carlos Fortuna Award
- 2019** South Atlantic League Midseason All Star (LEX)

## CAREER HIGHS

**HITS:** 4 (3x) – Last: 8/24/21 vs. Springfield

**RUNS:** 3 (8x) – Last: 7/4/22 vs. Toledo

**DOUBLES:** 2 (4x) – Last: 8/19/22 @ Louisville

**HOME RUNS:** 2 (3x) – Last: 8/26/22 vs. Scranton/WB

**RUNS BATTED IN:** 6 – 8/26/22 vs. Scranton/WB

**WALKS:** 3 (2x) – Last: 6/29/22 @ St. Paul

**STRIKES:** 1 (7x) – Last: 8/6/22 vs. St. Paul

**HIT STEAL:** 10 Games – 5/8/19 to 5/20/19

**ON-BASE STREAK:** 33 Games – 8/3/22 to 9/15/22



## 2021

- Began the season with Omaha (AAA) before joining NW Arkansas (AA) on May 25, where he remained for the rest of the season.
- In four games with Omaha, hit .231 (4-for-13) with two runs batted in.
- Slashed .279/.356/.446 with the Naturals, connecting on 10 home runs while driving in 46 runs ... made 32 starts behind the plate, (265.0 innings) and caught 7 of 24 would-be base stealers (29.2%) ... served as the Naturals' DH a team-high 41 times.
- His July was one of the best statistical months in Naturals history, as he slashed .408/.481/.761 with six homers and 24 runs batted in ... his 1.241 OPS in July led the league, ahead of Player of the Month and teammate MJ Melendez' 1.152.
- Named the Double-A Central Player of the Week for the week of July 26 to August 1, hitting .524 (11-for-21), with a league-best .708 OBP and 1.986 OPS, while collecting the 2nd-most total bases (23) ... reached base in each of his final nine plate appearances of the week.

## 2020

- Spent the season at the Royals' Alternate Training Site in Kansas City, Kansas ... participated in the Royals' Postseason Instructional Camp at Kauffman Stadium in October.

## 2019

- Spent the season between Lexington (A) and Northwest Arkansas (AA), playing in a career-best 86 total games ... combined to slash .259/.298/.418 (82-for-316) with 14 doubles, 12 homers and 41 RBI.
- Named a mid-season All-Star in the South Atlantic League, entering the game as a pinch hitter in the 7th inning.
- Threw out 26-of-55 would-be base stealers (47.3%) across his two teams, including

- 17-of-25 (68%) in his 54 games with Lexington ... was the only SAL catcher to throw out better than 50% of potential base thieves (min. 40 games playing).
- Had a four-game stint with NW Arkansas from June 21 to 30 before rejoining the Naturals for the remainder of the season on July 16 ... went 15-for-50 (.300) with three doubles and two homers (.480 SLG) in his first 14 games in Double-A.
- Earned the Carlos Fortuna Award, given annually to a Royals Minor League dedicated to improving his English, work ethic and conduct.

## 2018

- Played in a combined 50 games between Idaho Falls (Rookie) and Burlington (Rookie), batting .249/.346/.350 (44-for-177) with 10 doubles, a triple, two homers and 11 runs scored.
- Threw out 14 would-be base stealers (in 33 attempts) with Burlington, ranking him fourth in the Appalachian League.

## 2017

- Made his stateside debut and served as the primary catcher at Idaho Falls ... slashed .282/.403/.356 (46-for-163) in 47 games ... ranked tied in the Pioneer League in walks (31 ... reached safely in 40 of his 47 games).

## 2016

- Made his professional debut with the Dominican Royals, slashed .273/.351/.326 (47-for-172) with 17 runs batted in over 52 games.

## MISCELLANEOUS

- Full name is **Freddy Antonio Fermin**
- Lists spending time with his family as his favorite activity.

## CAREER BATTING

YEAR	CLUB	AVG	G	AB	R	H	TB	2B	3B	HR	RBI	BB	SO	SB	CS	OBP	SLG	OPS	
2016	DSL Royals (R)	.273	52	172	18	47	56	9	0	0	17	21	1	23	1	2	.351	.326	.677
2017	Idaho Falls (R)	.282	47	163	30	46	58	5	2	1	39	31	0	21	0	2	.403	.356	.759
2018	Idaho Falls (R)	.300	3	10	3	3	4	1	0	0	1	0	0	2	0	0	.300	.400	.700
	Burlington (R)	.246	47	167	28	41	58	9	1	2	18	25	2	15	2	1	.349	.347	.696
2019	Lexington (A)	.263	54	209	37	55	93	11	0	9	30	14	0	37	2	0	.311	.445	.756
	NW Arkansas (AA)	.252	32	107	11	27	39	3	0	3	11	3	0	23	0	2	.270	.364	.635
2020	Did not play (no minor league season)																		
2021	NW Arkansas (AA)	.279	73	269	45	75	120	13	1	10	45	29	0	50	1	1	.356	.446	.802
	Omaha (AAA)	.231	4	13	4	3	4	1	0	0	2	2	0	6	0	0	.333	.308	.641
2022	Omaha (AAA)	.270	87	296	44	80	142	17	0	15	56	46	0	62	1	0	.365	.480	.845
	KANSAS CITY	.000	3	7	1	0	0	0	0	0	0	0	0	3	0	1	.000	.000	.000
MAJOR LEAGUE TOTALS (1 SEASON)		.000	3	7	1	0	0	0	0	0	0	0	0	3	0	1	.000	.000	.000
MINOR LEAGUE TOTALS (6 SEASONS)		.268	399	1,406	220	377	574	69	4	40	219	171	3	239	7	8	.350	.408	.758





# MAIKEL GARCIA

my-KELL gar-SEE-uh



**BATS**  
R

**THROWS**  
R

**HEIGHT**  
6'0"

**WEIGHT**  
168 LBS

**OPENING DAY AGE**  
23

**BORN:** March 3, 2000 in La Sabana, Venezuela 🇻🇪

**RESIDES:** La Sabana, Venezuela

**ACQUIRED:** July 27, 2016 – Signed as an International Free Agent

**PRO DEBUT:** June 3, 2017 (DSL Royals) 2-for-4, SB @ DSL Red Sox

**40-MAN ROSTER:** Added by Kansas City on November 19, 2021

**MLB DEBUT:** July 15, 2022 (KANSAS CITY) 0-for-1 @ TORONTO

**MLB SERVICE TIME:** 15 Days

## 2022 SEASON

- Split time in the Minor Leagues between NW Arkansas (AA) and Omaha (AAA) but also appeared in nine games with Kansas City over three separate stints with the Royals: July 14-17, July 28-August 4 and August 15-18.
- Made his Major League debut on July 15 in Toronto as the third Royal to make his major league debut that night after Michael Massey and Freddy Fermin ... entered the game in the bottom of the sixth inning as a defensive replacement for Bobby Witt Jr. at shortstop.
- Recorded his first major league hit on July 29 at Yankee Stadium, an infield single off Gerrit Cole in the 3rd inning ... finished the game 3-for-4, adding additional singles in the 5th and 9th innings ... just the ninth Royal in club history to have a 3-hit effort within his first 3 career games.
- Over 118 games between Double-A and Triple-A this season, slashed .285/.359/.427 (139-for-487) with career-highs in home runs (11), doubles (34) and runs batted in (61).
- At the time of his first call-up to Kansas City, led the Nationals with 88 hits, 23 doubles and 27 steals.
- Ranked first among all Royals Minor League hitters in hits (139), doubles (34) and runs scored (tied, 104), 2nd in extra-base hits (46), 3rd in total bases (tied, 208), 4th in stolen bases (39) and 8th in batting average.
- Compiled a career-best 14-game hit streak between April 27 and May 12 – the longest by a Nationals player since 2018 ... in this span, batted .397 (12-for-58) with 6 doubles.
- Hit his first Double-A home run on June 10 at Tulsa, in his 52nd game of the season ... hit three homers in his first six Triple-A games and six in his first 17 games with Omaha, including homers in back-to-back games for the first time in his career (August 7 and 9).

## AWARDS AND ACCOLADES

- 2022** MiLB Organization All-Star, SS (NWA/OMA)
- 2021** Player of the Year, Columbia Fireflies (A)
- 2019** Appalachian League Postseason All Star (BUR)

## CAREER HIGHS

**HITS:** 4 (5x) – Last: 9/15/22 @ Columbus

**RUNS:** 4 (3x) – Last: 9/15/22 @ Columbus

**DOUBLES:** 2 (4x) – Last: 9/15/22 @ Columbus

**HOME RUNS:** 1 (16x) – Last: 9/24/22 vs. Iowa

**RUNS BATTED IN:** 4 (2x) – Last: 8/28/22 vs. Scanton/WB

**WALKS:** 3 (5x) – Last: 4/13/22 vs. Wichita

**HIT STREAK:** 14 Games – 4/27/22 to 5/12/22

**ON-BASE STREAK:** 23 Games – 7/29/21 to 8/26/21

## 2021

- Split his season between Columbia (A), and Quad Cities (A+), called up to the River Bandits on 7/13, where he finished the season ... slashed a combined .291/.380/.405 (120-for-480) between the two levels in his first season of full-season pro ball.
- Ranked third in the Royals' Minor League system in batting average (.291) among qualified hitters and sixth in BABIP (.341) ... fifth in the organization in hits (120), tied for fourth in steals (35) and tied for 7th in runs scored (78).
- Batted .400 (16-for-40) with a 1.065 OPS and 11 runs scored over his final 10 games with the Columbia Fireflies before his promotion to High-A.
- After a slow start with Quad Cities, batting just .197 (12-for-61) in July, had a great month of August, and led the River Bandits in hits (31) and runs (17).
- Exclusively played shortstop between Low-A and High-A ... only made one error in 35-game stretch between 5/29 and 7/30 (.991 fielding percentage, 109 total chances).
- Hit .333 (6-for-18) in the High-A Central Championship Series, leading the River Bandits in hits (6) and runs (5) with hits in the last four games of the series.
- Added to Kansas City's 40-man roster along with five other players, on November 19, 2021.

## 2019

- Began the season with Idaho Falls (R) before joining Burlington (R) for the start of the Appalachian League season, where he finished the year ... slashed .286/.353/.373 (63-for-220) for the B-Royals to help lead them to the league championship series.
- Named an Appalachian League Postseason All-Star, one of four Burlington to be named to the Appy League's postseason All-Star team (along with SP Adrian Alcantara, UTL INF Vinnie Pasquantino and DH Logan Porter).
- Ranked among league leaders in; hits (63, tied 5th), triples (4, tied 4th), runs scored (41, tied 6th) and stolen bases (19, 2nd) ... led Burlington in hits and steals, while placing second in runs scored and third on the team in runs batted in (34).

- Named the Appalachian League Player of the Week for the week of 8/4 after a week against Elizabethton (MIN) and Kingsport (NYM) where he went 11-for-22 (.500) at the plate, with four multi-hit games, three extra base hits and six runs batted in, including three on 8/4 against Kingsport.
- Hit first pro home run on 8/7 at Johnson City (STL), a leadoff home run in the first pitch of the game in what ended up being Burlington's only run of the game.
- Recorded four hits across all six games of the Appy League playoffs with two hits, two runs scored and two walks in the Championship Series against Johnson City.

## 2018

- Began the season back in the Dominican Summer League with the DSL Royals 1 (R) and played 12 games before heading stateside on 6/18 and finished the season with Surprise (R) in the Arizona Rookie League.
- Had multiple hits in each of his first three games with the AZL Royals, going 7-for-11 (.636) with a double, triple and run batted in.
- Was 20-for-26 in steals, including a perfect 7-for-7 in the DSL.

## 2017

- Began his pro career in the Dominican Summer League with the DSL Royals (R) ... over 48 games, stole nine bases (in 12 attempts) to rank fifth on the team ... his 75% success rate ranked second among those with at least five steals.

## MISCELLANEOUS

- Enters 2023 ranked by *Baseball America* as the No. 6 Royals prospect and the No. No. 3 prospect in the system according to MLB Pipeline ... listed as being the "Best Defensive Infielder" among Royals' prospects in the 2022 Best Tools survey from BA.
- Full name **Maikel Jose Garcia**
- In the 2022/23 offseason, played 58 games for Tiburones de La Guaira in the Venezuelan Winter League, slashing .323/.444/.498 (65-for-201).

## CAREER BATTING

YEAR	CLUB	AVG	G	AB	R	H	TB	2B	3B	HR	RBI	BB	SB	CS	OBP	SLG	OPS		
2017	DSL Royals (R)	.223	48	157	14	35	38	1	1	0	7	12	0	13	9	3	.276	.242	.518
2018	DSL Royals 1 (R)	.194	12	36	8	7	10	3	0	0	2	8	0	7	7	0	.356	.278	.633
	Surprise (R)	.228	40	149	15	34	38	2	1	0	9	15	0	38	13	6	.299	.255	.554
2019	Idaho Falls (R) ◯	.222	2	9	1	2	2	0	0	0	1	0	0	0	1	.222	.222	.444	
	Burlington (R)	.286	55	220	41	63	82	8	4	1	34	25	1	40	19	8	.353	.373	.726
2020	Did not play (no minor league season)																		
2021	Columbia (A)	.303	51	195	40	59	81	13	3	1	26	38	1	33	24	3	.409	.415	.824
	Quad Cities (A+) ◯	.281	53	217	38	61	86	8	4	3	24	24	0	40	11	3	.351	.396	.747
2022	NW Arkansas (AA)	.291	78	323	63	94	132	24	1	4	33	41	0	60	27	3	.369	.409	.778
	Omaha (AAA)	.274	40	164	41	45	76	10	0	7	28	17	1	42	12	5	.341	.463	.804
	KANSAS CITY	.318	9	22	1	7	8	1	0	0	2	1	0	0	0	0	.348	.364	.712
	MAJOR LEAGUE TOTALS (1 SEASON)	.318	9	22	1	7	8	1	0	0	2	1	0	0	0	0	.348	.364	.712
	MINOR LEAGUE TOTALS (5 SEASONS)	.272	379	1,470	261	400	545	69	14	16	164	180	3	273	122	32	.349	.371	.720

STORM CHASERS ORGANIZATION

2023 OMAHA STORM CHASERS

2022 SEASON IN REVIEW

PLAYER & COACH DATABASE

HISTORY & RECORDS

INTERNATIONAL LEAGUE

ROYALS ORGANIZATION

GENERAL INFORMATION



# TYLER GENTRY



**BATS**  
R

**THROWS**  
R

**HEIGHT**  
6'2"

**WEIGHT**  
200 LBS

**OPENING DAY AGE**  
24

**BORN:** February 1, 1999 in Memphis, Tennessee 🇺🇸

**RESIDES:** Arlington, Tennessee

**ACQUIRED:** 3<sup>RD</sup>-Round selection in the 2020 MLB Draft (76<sup>TH</sup> OVERALL)

**COLLEGE:** University of Alabama (Tuscaloosa, Alabama)

**COLLEGE:** Walters State Community College (Morristown, Tennessee)

**HIGH SCHOOL:** Arlington High School (Arlington, Tennessee)

**PRO DEBUT:** May 4, 2021 (Quad Cities) 2-for-3, R @ South Bend

OUTFIELDER

## 2022 SEASON

- Split his season Quad Cities (A+) and NW Arkansas (AA), called up to Double-A on June 14 and went on to be Kansas City's Double-A Player of the Year with the Naturals, also named a 2nd Team Baseball America Minor League All-Star and MiLB Organization All-Star.
- Among qualified full-season Minor League hitters, ranked 8th in batting average (.326), 13th in OPS (.964) and 13th in on-base percentage (.422), combining his High-A and Double-A numbers.
- Led qualified Royals Minor League hitters in batting average (.326), slugging percentage (.542) and OPS (.964), while ranking second in on-base percentage (.422) behind Logan Porter's .442 ... his 86 runs batted in between the River Bandits and Naturals were the most in the system, while 21 home runs and 218 total bases ranked second and 131 hits were tied for second.
- He reached base in 64 of 73 games (87.67%) with the Naturals and had hits in 50 of his 73 games with the Naturals, including 28 multi-hit games ... he drove in a run in 36 of 73 games, with 15 multi-RBI games.
- Despite not joining Northwest Arkansas' lineup until nearly halfway through the season, he ranked near the top in virtually every offensive statistic for the Naturals, including batting average (1st), slugging percentage (1st), OPS (.972-1st), on-base percentage (2nd), home runs (16-2nd), RBI (63-3rd) and total bases (152-5th).
- Among Texas League hitters from the day of Gentry's promotion on June 14 through the end of the season on September 18, he ranked among the league leaders in total bases (2nd), runs batted in (2nd), on-base percentage (3rd), slugging percentage (3rd), OPS (3rd), hits (4th), home runs (4th), runs scored (tied 5th) and batting average (6th).
- For the week of June 27 to July 3, was named the Texas League's Player of the Week, as he hit .435 (10-for-23) with 2 doubles, 4 home runs and 11 runs batted in on the road against the Amarillo Sod Poodles (AZ).
- Completed two of the four longest on-base streaks among Naturals hitters, including a career-high 28-game streak between July 30 and September 3, the second-longest on-base streak in franchise history ... in those 28 games, he hit .356 (36-for-101) with 10 extra-base hits and 20 walks, for a .485 on-base percentage ... it was tied for the fifth-longest such streak in the Texas League in the 2022 season.
- Produced a career-high 10-game hitting streak between June 26 and July 8, the 3rd-longest for a Naturals hitter this year, hitting .474 (14-for-38) with seven extra-base hits (four home runs) and 13 runs batted in ... twice, Gentry drove in runs in five straight games, from July 13 to 17 and August 19 to 24.
- Recorded hits in 28 of 35 games with the River Bandits, including his first seven games of the season, between April 8 and 21 ... in that seven-game stretch to begin the season, slashed .542/.656/.875 (13-for-24) with four extra-base hits (two home runs) and six runs batted in, while walking seven times as well, with five consecutive multi-hit games from the second to sixth games of the stretch (April 10 to 17).

## AWARDS AND ACCOLADES

- 2022 George Brett Hitter of the Year
- 2022 Player of the Year, NW Arkansas Naturals (AA)
- 2022 2nd Team Baseball America Minor League All-Star, OF (NWA)
- 2022 MiLB Organization All-Star, OF (CC/NWA)

## CAREER HIGHS

**HITS:** 4 - 7/6/22 vs. Tulsa

**RUNS:** 4 - 8/21/19 vs. Salem

**DOUBLES:** 1 (32x) - Last: 9/16/22 vs. Frisco

**HOME RUNS:** 2 (2x) - Last: 6/29/22 @ Amarillo

**RUNS BATTED IN:** 5 - 6/2/21 vs. Beloit

**WALKS:** 3 (5x) - Last: 9/9/22 @ Wichita

**STEALS:** 1 (14x) - Last: 9/22/22 @ Tulsa

**HIT STREAK:** 10 Games - 6/26/22 to 7/8/22

**ON-BASE STREAK:** 28 Games - 7/30/22 to 9/3/22



## 2021

- Spent his first professional season in Quad Cities (A+), slashing .259/.395/.449 (38-for-147) across 44 games with the River Bandits ... played everyday for the first two months of the season ... placed on the 7-Day Injured List on July 14 and then the 60-Day Injured List on August 2.
- The majority of Gentry's playing time came in right field, making 36 starts (31.0 innings) there, but also started five games in left field (42.0 innings) and one game in center field (8.0 innings).
- Hit .257 in both May (19-for-74) and June (18-for-70), went 1-for-3 on 7/1 in his last game of the season.
- Ranked among River Bandits' offensive leaders in the month of June in: home runs (4, tied 3rd), runs batted in (19, tied third), walks (18, first), and OBP (.395, first).
- Recorded the first two-homer game of his career on June 2, going 2-for-3 with six runs batted in during a 11-5 win over the Beloit Snappers ... hit a three-run homer in the first inning, brought in a run with a sacrifice fly in the fifth and connected on a two-run over in the seventh.
- Recorded hits in 30 of 43 games where he recorded a plate appearance, reaching base in 38 of 43 games.

## 2020

- Selected by the Kansas City Royals in the third round of the First-Year Player Draft (76th overall) out of the University of Alabama.

## COLLEGE (2018-2020)

- Began his career at Walters State Community College in 2018 before transferring to the University of Alabama for the 2019 and 2020 seasons ... finished his career with the Crimson Tide slashing .335/.420/.594 (89-for-266) in 73 games with 18 doubles, 17 homers and 63 RBI.

- JUNIOR (2020):** In his final season in Tuscaloosa, started all 17 games in right field for the Crimson Tide and hit .429 (24-for-56) with six doubles, four home runs, 21 runs batted in and 19 runs scored ... among SEC hitters, ranked second in on-base percentage (.554), fourth in batting average and fifth in slugging percentage (.750) ... ranked 18th in the country in OBP, 36th in Division 1 in batting average and 28th in SLG.

- SOPHOMORE (2019):** After transferring to the University of Alabama, played in all 56 games with 55 starts as a sophomore and led the Tide in nearly every offensive category ... paced the team in batting average (.310), hits (65), home runs (13), RBI (42), and total bases (116), while tying for the team lead in doubles (12) and runs scored (37).

- FRESHMAN (2018):** In his one standout season at Walter State CC, led the Senators to a 60-8 record and the 2018 Junior College Baseball World Series, falling one win short of the title ... selected to the JUCO World Series All-Tournament Team, joining future Alabama teammate and current Royals prospect Morgan McCullough on the list ... McCullough's Chipola College (Florida) won the Championship game over WSCC, 10-7.

## MISCELLANEOUS

- Enters 2023 ranked by Baseball America as the No. 7 Royals prospect and the No. 8 prospect in the system according to MLB Pipeline.
- Full name is Tyler Jackson Gentry
- Attended Arlington High School in Tennessee and was rated as the No. 7 outfielder and the No. 33 overall player in the state of Tennessee by Perfect Game coming out of AHS ... tabbed a Rawlings-Perfect Game Honorable Mention All-American following his senior season.

## CAREER BATTING

YEAR	CLUB	AVG	G	AB	R	H	TB	2B	3B	HR	RBI	BB	IBB	SO	SB	CS	OBP	SLG	OPS
2020																			
2021	Quad Cities (A+) 🍌	.259	44	147	29	38	66	10	0	6	28	29	0	55	4	0	.395	.449	.844
2022	Quad Cities (A+)	.336	35	128	22	43	66	6	1	5	23	20	1	39	2	2	.434	.516	.950
	NW Arkansas (AA)	.321	73	274	57	88	152	16	0	16	63	40	0	66	8	4	.417	.555	.972
	MINOR LEAGUE TOTALS (2 SEASONS)	.308	152	549	108	169	284	32	1	27	114	89	1	160	14	6	.415	.517	.932



# ROBBIE GLENDINNING



**BATS**  
R

**THROWS**  
R

**HEIGHT**  
6'2"

**WEIGHT**  
204 LBS

**OPENING DAY AGE**  
27

**BORN:** October 6, 1995 in Scarborough, Western Australia 🇦🇺  
**RESIDES:** Kansas City, Missouri  
**ACQUIRED:** February 22, 2022 – Signed as a Minor League Free Agent  
**DRAFTED:** Pittsburgh's 21<sup>st</sup>-Round pick in the 2017 MLB Draft (628<sup>th</sup> OVERALL)  
**COLLEGE:** University of Missouri (Columbia, Missouri)  
**COLLEGE:** North Iowa Area Community College (Mason City, Iowa)  
**HIGH SCHOOL:** Carine Senior High School (Carine, Western Australia)  
**PRO DEBUT:** July 11, 2017 (West Virginia) 0-for-3 @ Hudson Valley

## 2022 SEASON

- Spent the entire season with NW Arkansas (AA) in his first year in the Royals organization ... released by the Pittsburgh Pirates on February 21 and signed by Kansas City the next day, on February 22, to a two-year Minor League contract.
- Led the Nationals in games played (118), at-bats (428), total bases (188), home runs (19), runs batted in (76) and walks (75), all of which were career-bests, as were his 11 steals ... ranked 3rd in the Texas League in walks and tied 10th in runs batted in.
- Among Royals Minor League hitters, ranked 3rd in the system in walks, tied 3rd in home runs, 5th in runs batted in, 5th in total bases, 6th in extra-base hits and 7th in runs ... among qualified Kansas City farmhands, placed 5th in the system in on-base percentage (.373) and 10th in OPS (.812).
- Reached base in 105 of 118 games played (88.98%), reaching multiple times in a team-best 57 games ... had hits in 74 of 118 games, including 30 multi-hit games, the second-most on the team.
- Produced a career-best 11-game hitting streak from June 24 to July 5, the second-longest for a Nationals player in 2022 ... in that span, slashed .468/.528/1.021 (22-for-47) and recorded nine multi-hit games ... during that streak, had his first career two-homer game July 3 @ Amarillo (AZ) and homered five times in four games in the series at Amarillo, between June 30 and July 3.
- Reached base in a career-best 24 straight games, from August 2 to September 2, the second-longest among Nationals hitters in 2022 ... slashed .192/.402/.321 (15-for-78) with three home runs, 12 runs batted in and 12 walks.
- Drew four walks on August 25 vs. Springfield (STL), the first time in his career to do so and the seventh National in franchise history to accomplish that feat.
- Produced his best month of the year in July, hitting .313 (.26-for-83) with seven home runs, 21 runs batted in and a .988 OPS.
- A natural shortstop when he signed with the Royals, but made a team-best 66 starts (569.1 innings) at first base ... named as the Texas League's best defensive first baseman in *Baseball America's* Best Scouting Tools Survey of league managers ... also made 23 starts (190.0 innings) at second base, 11 starts (98.1 innings) at third base and 17 at DH.

## AWARDS AND ACCOLADES

**2019** Florida State League Midseason All Star (BRD)

## CAREER HIGHS

**HITS:** 4 – 5/3/19 vs. Lakeland  
**RUNS:** 3 (6x) – Last: 7/3/22 @ Amarillo  
**DOUBLES:** 2 (4x) – Last: 6/28/22 @ Amarillo  
**HOME RUNS:** 2 – 7/3/22 @ Amarillo  
**RUNS BATTED IN:** 5 (2x) – Last: 8/31/22 @ Tulsa  
**WALKS:** 4 – 8/25/22 vs. Springfield  
**STEALS:** 2 – 6/3/19 @ Dayton  
**HIT STREAK:** 11 Games – 6/24/22 to 7/6/22  
**ON-BASE STREAK:** 24 Games – 8/2/22 to 9/2/22



## 2021

- Did not play in the 2021 season, missing the entire year after undergoing Tommy John surgery ... tore his UCL while playing catch ahead of the 2021 Australian Baseball League playoffs

## 2019

- Split the season between the Bradenton Marauders (A+) and Altoona Curve (AA) in his third year with the Pirates organization, slashing .298/.368/.488 (103-for-391) in his first full season of Minor League Baseball.
- Recorded a 10-game hitting streak from May 25 to June 4 with Bradenton, hitting .389 (14-for-36) with five runs batted in and a 1.127 OPS in that stretch.
- Named a Florida State League mid-season All Star, but did not play in the game, as he was called back up to Double-A Altoona on June 13, where he finished the season after spending the first two weeks of the season with the Curve.

## 2018

- Began the year in June with the short-season West Virginia Black Bears (A-), but earned a promotion to the West Virginia Power (A) in mid-July and finished the year with a .268/.360/.381 (52-for-194) slash line across 59 games combined between the two levels.

## 2017

- Began his professional career stateside in the New York-Penn League, playing in 29 games for the West Virginia Black Bears (A-), slashing .198/.342/.229 (19-for-119) with six runs batted in.

## AUSTRALIAN BASEBALL (2017-2023)

- Has played for the Australian National Team since 2018 ... at the 2018 U-23 Baseball World Cup in Colombia, hit .219 (7-for-32) ... batted .217 (5-for-23) as Australia's second baseman at the 2019 Premier12 Olympic Qualifying tournament in South Korea and Japan ... participated in his first World Baseball Classic in 2023 as Australia's starting second baseman and slashed .300/.391/.600 (6-for-20) with two home runs and five runs batted in, including a go-ahead three-run homer in

- the 7th inning of Australia's 8-7 upset win over Korea on March 9, 2023 in Tokyo.
- Has played 143 games in the Australian Baseball League across five seasons (2017/18, 2018/19, 2019/20, 2020/21, 2022/23), the first four with his hometown Perth Heat and most recently the Melbourne Aces ... lifetime average: .331/.414/.514 (177-for-535) hitter in the MLB winter league with 22 homers and 111 runs batted in.
- Named the ABL's Rookie of the Year for the 2018/19 season with Perth, slashing .364/.467/.546 (36-for-99), ranking within the league's top-4 in all four statistical average categories, including a 1.013 OPS.
- Led the ABL in hits in the 2019/20 season (52), one ahead of MLB veteran Delmon Young and led league in doubles (12).

## COLLEGE (2015-2017)

- Played a year at the University of Missouri after two seasons at Northern Iowa Community College.
- JUNIOR (2017):** Hit .274 in his one season at Mizzou and finished second on the team in extra-base hits (22, third in home runs (7) and tied for the team lead in doubles (13).
- FRESHMAN/SOPHOMORE (2015-16):** Set program records at Northern Iowa Area Community College for hits in a single season (107), doubles in a single season (27), runs in a single season (75) and left as the school's all-time leader in career hits, career homers, career doubles, career runs scored and career at bats ... helped lead NIACC to a NJCAA World Series twice in both years with the school.
- Became the first NIACC player to play in the Cape Cod League, playing the 2016 summer for the Wareham Gatemen with future MLB players Joey Bart, Gavin Sheets and Casey Mize, among others.

## MISCELLANEOUS

- Brother Cameron played baseball at the University of New Orleans.
- Grew up in Scarborough, Western Australia, a suburb just Northwest of Perth on Australia's west coast ... played junior (youth) baseball for the Wanneroo Giants club in Madeley, WA.

## CAREER BATTING

YEAR	CLUB	AVG	G	AB	R	H	TB	2B	3B	HR	RBI	BB	SB	CS	OBP	SLG	OPS		
2017	West Virginia (A-)	.198	29	96	10	19	22	3	0	0	6	17	0	41	2	3	.342	.229	.571
2018	West Virginia (A-)	.250	25	84	14	21	31	8	1	0	11	13	0	28	1	1	.364	.369	.733
	West Virginia (A)	.282	34	110	16	31	43	4	1	2	18	13	0	28	1	3	.358	.391	.749
2019	Bradenton (A+)	.340	43	162	22	55	97	16	1	8	26	14	0	50	6	2	.393	.599	.992
	Altoona (AA)	.261	58	184	21	48	72	7	1	5	31	24	1	65	2	1	.346	.391	.737
2020	Did not play (no minor league season)																		
2021	Did not play (injured)																		
2022	NW Arkansas (AA)	.252	118	428	77	108	188	21	1	19	76	75	0	168	11	3	.373	.439	.812
MINOR LEAGUE TOTALS (4 SEASONS)		.265	307	1,064	160	282	453	59	5	34	168	156	1	380	23	13	.366	.426	.792





# JIMMY GOVERN



**BATS**  
R

**THROWS**  
R

**HEIGHT**  
5'10"

**WEIGHT**  
185 LBS

**OPENING DAY AGE**  
26

**BORN:** December 11, 1996 in Libertyville, Illinois 🇺🇸

**RESIDES:** Libertyville, Illinois

**ACQUIRED:** 30<sup>TH</sup>-Round selection in the 2019 MLB Draft (889<sup>TH</sup> OVERALL)

**COLLEGE:** Eastern Illinois University (Charleston, Illinois)

**HIGH SCHOOL:** Libertyville High School (Libertyville, Illinois)

**PRO DEBUT:** June 18, 2019 (Surprise) 0-for-2 vs. AZL Brewers Blue

## 2022 SEASON

- Spent the entire season with Omaha (AAA), appearing in 64 games with the Storm Chasers, while slashing .218/.267/.380 (47-for-216).
- Saw the majority of his time in the field at third base, making 41 starts (362.2 innings) at the hot corner, while also starting four games in left field (42.0 innings) and serving as the designated hitter 12 times.
- Produced a season-long six-game hitting streak between April 20 and May 8, a span where he hit .333 (7-for-21) with four extra-base hits (one home run) and five runs batted in.
- Hit his first home run of the season on May 7 vs. Columbus (CLE), a walk-off grand slam that capped a six-run inning to complete a 10-9 comeback win over the Clippers.
- Homered in back-to-back games played on August 7 vs. St. Paul (MIN) and August 12 @ Toledo (DET), combining to go 4-for-6 with three runs batted in and three runs scored over the two games ... hit his best in that month of August, slashing .355/.432/.613 (11-for-31) over 11 games.
- 5 of his 11 multi-hit games came against St. Paul, including both three-hit performances in 2022, May 22 and August 3 ... took more plate appearances against the Saints than any other team in the International League and slashed .365/.415/.612 (18-for-49) against St. Paul, producing the second-best OPS for a Storm Chasers hitter against the Saints (min. 35 plate appearances).
- Made his first career appearance as a pitcher on September 1 @ St. Paul as he recorded the final two outs in the bottom of the eighth inning in a blowout 18-6 loss to the Saints ... faced four batters and was charged with one unearned run on one hit.

## AWARDS AND ACCOLADES

- 2019** Player of the Year, Surprise Royals (R)
- 2019** Arizona Rookie League Postseason All Star (AZL ROY)

## CAREER HIGHS

**HITS:** 4 – 8/15/19 vs. AZL Indians Red

**RUNS:** 3 – 7/25/19 @ AZL Angels

**DOUBLES:** 2 (5x) – Last: 7/22/21 @ Tulsa

**HOME RUNS:** 2 – 8/15/19 vs. AZL Indians Red

**RUNS BATTED IN:** 5 – 7/1/21 vs. Cedar Rapids

**WALKS:** 3 (2x) – Last: 8/18/19 @ AZL Dodgers Mota

**STEALS:** 1 (15x) – Last: 8/21/22 @ Louisville

**HIT STREAK:** 16 Games – 6/19/21 to 7/18/21

**ON-BASE STREAK:** 22 Games – 6/18/19 to 7/21/19



## 2021

- Split time between Quad Cities (A+), Northwest Arkansas (AA) and Omaha (AAA), playing 92 games across the three levels with a .265/.321/.442 (84-for-317) slash line.
- Began the season playing 41 games with the Quad Cities River Bandits, then skipped over Double-A and joined the Storm Chasers for a week in Triple-A from July 13 to July 20 ... assigned to the Naturals on July 20, re-joined Omaha on July 31 and assigned back to the Naturals for the remainder of the season on August 3.
- Across all three levels, largely played third base (67 starts, 567.2 innings) but also time playing time at second base (11 starts, 97.2 innings).
- In seven games with Triple-A Omaha, hit .267 (7-for-26) with two doubles, one home run and three runs batted in ... dating back to the 2019 season, hit home runs in three consecutive games with the Storm Chasers (9/1/19, 9/2/19 and 7/14/21).
- In 41 games with Quad Cities, hit .313 (46-for-147) with four home runs and 27 runs batted in.
- When Govern arrived to the Naturals, he carried a 15-game hitting streak between Quad Cities and Omaha, from June 24 to July 18, where he hit .377 (23-for-61) with five doubles, three home runs and 15 runs batted in.
- Made his Double-A debut July 20 @ Tulsa (LAD), but as a defensive replacement in the continuation of a suspended game between the Naturals and Drillers from June 6 ... went 1-for-2 off the bench while playing second base, hitting in Bobby Witt Jr.'s spot in the batting order in the box score ... while he was officially transferred to NW Arkansas on July 20, his game logs show his Double-A debuting as being on June 6.
- Hit six home runs for the Naturals, five of which came in August, including in both games of a doubleheader vs. Frisco (TEX) on August 14 and back-to-back days on August 27 and 28 against Springfield (STL).
- Recorded the Naturals second walk-off in as many games with a walk-off single on September 3 in the 10th inning vs. Corpus Christi (HOU), extending his hitting streak at the time to 4 games.

## 2019

- Named Surprise Player of the Year in his pro debut, primarily playing third base for the Arizona Rookie League (AZL) Royals.
- Named to the Arizona Rookie League Post-Season All-Star team.
- Led the Arizona League in on-base percentage (.492) and OPS (1.120) and ranked among the league leaders in doubles (tied for 2nd), walks (tied for 2nd), batting average (3rd), extra-base hits (26, tied for 3rd), slugging percentage (.628, 4th) and total bases (98, 4th).
- Compiled a seven-game hitting streak between August 8 and August 16, slashing .500/.576/.885 (13-for-26) in that span, with five extra-base hits and nine runs batted in ... also included his first career four-hit game, a 4-for-5 effort on August 15 against the AZL Indians Red.
- Promoted to Omaha (AAA) for six games (August 28 to September 2) at the conclusion of the AZL season, where he hit home runs on back-to-back days from September 1-2.

## COLLEGE (2016-2019)

- Played four seasons at Eastern Illinois, slashing .314/.383/.543 (206-for-657) for the Panthers across 177 games.
- SENIOR (2019):** Earned first team All-Ohio Valley Conference honors as the second baseman and ranked among the conference leaders in runs (67, 1st), total bases (142, 2nd), home runs (16, 3rd) slugging percentage (.618, 4th) and doubles (16, 5th) ... hit for the cycle on March 13 vs. Alabama State and had a two-homer, 5 RBI game on May 18 vs. VMI.
- Eastern Illinois was the only DI program that offered him a scholarship.

## MISCELLANEOUS

- Full name is **James Patrick Govern**
- Spent the shutdown in 2020 helping coach an 18-year-old travel team.
- 2015: Graduated from Libertyville High School (Illinois), where he was named to the IHSBCA All-State team as a senior.

## CAREER BATTING

YEAR	CLUB	AVG	G	AB	R	H	TB	2B	3B	HR	RBI	BB	IBB	SO	SB	CS	OBP	SLG	OPS
2019	Idaho Falls (R)	.083	3	12	1	1	2	1	0	0	2	0	0	4	0	0	.083	.167	.250
	Surprise (R)	.365	46	156	33	57	98	17	3	6	33	34	1	20	6	3	.492	.628	1.120
	Omaha (AAA)	.333	6	21	3	7	14	1	0	2	5	0	0	6	0	0	.333	.667	1.000
2020																			
Did not play (no minor league season)																			
2021	Quad Cities (A+) Ⓞ	.313	41	147	23	46	71	13	0	4	27	8	0	24	3	0	.365	.483	.848
	NW Arkansas (AA) Ⓞ	.215	44	144	19	31	57	8	0	6	23	11	0	34	2	1	.281	.396	.677
	Omaha (AAA)	.269	7	26	1	7	12	2	0	1	3	1	0	3	1	0	.296	.462	.758
2022	Omaha (AAA)	.218	64	216	29	47	82	13	2	6	22	12	0	52	3	1	.267	.380	.647
MINOR LEAGUE TOTALS (3 SEASONS)		.271	211	722	109	196	336	55	5	25	115	66	1	143	15	5	.344	.465	.809



# JONATHAN HEASLEY



**BATS**  
R

**THROWS**  
R

**HEIGHT**  
6'3"

**WEIGHT**  
225 LBS

**OPENING DAY AGE**  
26

**BORN:** January 27, 1997 in Plano, Texas 🇺🇸  
**RESIDES:** Dallas, Texas  
**ACQUIRED:** 13<sup>TH</sup>-Round selection in the 2018 MLB Draft (392<sup>ND</sup> OVERALL)  
**COLLEGE:** Oklahoma State University (Stillwater, Oklahoma)  
**HIGH SCHOOL:** Prestonwood Christian Academy (Plano, Texas)  
**PRO DEBUT:** June 20, 2018 (Idaho Falls) 3.0 IP, 0 ER, 1 K @ Grand Junction  
**MLB DEBUT:** September 17, 2021 (KANSAS CITY) 4.0 IP, 4 ER, 2 K @ SEATTLE  
**MLB SERVICE TIME:** 143 Days

## 2022 SEASON

- Split the season between Kansas City and Omaha (AAA), making 21 starts over four stints with the Royals and nine starts with the Storm Chasers ... 21 starts ranked 7th among Major League rookies.
- Opened the year in Triple-A, with six of his nine Storm Chasers starts coming before his first call-up to Kansas City on May 12 ... across all nine of his outings with Omaha, struck out 45 in 39.1 innings (10.3 K/9) ... made one start with Omaha in July and two separately in August ... at the time of his promotion, his 0.95 WHIP was the 5th-lowest mark in the International League, while a .198 (19-for-96) opponents batting average was tied for the league's 6th-best.
- First stint with the Royals came from May 12 to July 10, when he was placed on the Injured List with right shoulder tendinitis, made one rehab start with the Storm Chasers and was activated July 30, but optioned a day later ... recalled August 9 and optioned August 10, then recalled again August 23 and remained with the Royals through the end of the season.
- Over his first two stints with Kansas City, went 1-6 with a 5.82 ERA (36 ER in 55.2 IP) ... then went 3-4 with a 4.66 ERA (25 ER in 48.1 IP) over his last two stints and for the second straight year, ended the season with the big league club.
- Produced three scoreless starts for the Royals, including a pair of games where he pitched into the seventh ... on June 10 vs. Baltimore, fired a career-best 7.0 scoreless innings with 1 hit allowed no walks and seven strikeouts ... on September 16 @ Boston, threw 6.2 innings scoreless with two hits and five strikeouts, following that up in his next start on September 22 @ Minnesota with 6.0 innings of one-run baseball, again allowing just two hits.
- Dating back to 2021, made each of his first 11 career starts against new opponents, the first pitcher in Royals history to begin his career with his first 11 starts all coming against different teams, according to Elias.

## AWARDS AND ACCOLADES

- 2021** Pitcher of the Year, NW Arkansas Naturals (AA)
- 2019** Pitcher of the Year, Lexington Legends (A)
- 2019** South Atlantic League Midseason All-Star (LEX)

## CAREER HIGHS

**INNINGS:** 7.0 (3x) – Last: 9/3/22 @ DETROIT  
**STRIKEOUTS:** 12 – 6/25/19 vs. Columbia  
**WALKS:** 6 (2x) – Last: 5/25/22 @ ARIZONA  
**HITS:** 9 (2x) – Last: 10/5/22 @ CLEVELAND  
**EARNED RUNS:** 10 – 7/29/18 @ Ogden  
**HOME RUNS:** 3 (3x) – Last: 5/6/22 vs. Columbus  
**PITCHES THROWN:** 108 – 9/3/22 @ DETROIT  
**SCORELESS STREAK:** 14.0 IP – 8/6/21 to 8/19/21



## 2021

- Spent much of the season with NW Arkansas (AA) before making his Major League debut with Kansas City on September 17 and finishing the year with the Royals ... made his first 22 appearances (21 starts) of the season in Double-A with the Naturals and went 7-3 with a 3.33 ERA (39 ER in 105.1 IP) and 120 strikeouts (10.3 K/9) ... honored as the Northwest Arkansas Pitcher of the Year.
- Upon his MLB debut, became fifth member of Royals' 2018 draft class to make a start in 2021, the first instance of an organization having five pitchers from the same draft make a start in the same season in MLB history.
- Ranked 2nd among Royals fourthments with 105.1 innings pitched, tied for 3rd with seven wins and ranked 4th with 120 strikeouts ... ranked 2nd in the Double-A Central league and 3rd among all Double-A pitchers in ERA (3.33) ... finished 6 points behind Midland's Jared Koenig (3.26) for the league ERA title.
- After breaking camp in Double-A, did not allow more than two earned runs in his first five starts with the Naturals, posting a 1.78 ERA in 25.1 innings across May.
- Struggled in June and July, with a 5.73 ERA (28 ER in 44.0 IP) over 10 starts in those two months, but improved late in the season, with a 1.50 ERA (6 ER in 36.0 IP) and 45 strikeouts (11.3 K/9) over his last seven Double-A starts between August and September before his contract was selected on September 17.
- On August 14 (G1) vs. Frisco (TEX), threw a 7.0-inning, complete-game shutout and struck out five, allowing five hits, and vomiting behind the mound before delivering 3-2 pitch with two outs to record final out in a 1-0 win for the Naturals.
- Was called up straight from Double-A to the Major League to make his MLB debut on September 17 vs. Seattle, allowing four runs on six hits (two home runs) with two strikeouts and one hit batter in 4.0 innings.
- In his second start with the Royals, pitched 5.1 shutout innings on September 25 @ Detroit, striking out three and walking two ... earned his first MLB win in his third start on October 1 vs. Minnesota, allowing four runs on six hits in 5.1 innings.

## 2020

- Was a late addition to the Alternate Training Site in Kansas City, Kansas and participated in the Royals' postseason camp at Kauffman Stadium in October.

## 2019

- Spent the entire season with Lexington (A) and was named the club's Pitcher of the Year, also named a South Atlantic League Mid-Season All-Star.
- Ranked 3rd among South Atlantic League among qualified starters in both ERA (3.12) and opponents' average (.222) ... tied for 4th among Royals Minor League pitchers in wins (8) and ranked 7th in strikeouts (120).
- Recorded a career-high 12 strikeouts without a walk in 6.0 innings on June 24 vs. Columbia (NYM) but took a no-decision in a 8-6 loss to the Fireflies.
- In the first half of the season, posted a 2.64 ERA (19 ER in 64.2 IP) and kept opponents to a .197 average (46-for-234) over his first 14 appearances (nine starts), including wins in each of his first three starts of the season (April 6 to 16).
- Started twice in the postseason with the Legends and went 1-0 with a 2.25 ERA (3 ER in 12.0 IP) en route to Lexington's second-straight South Atlantic League title.

## 2018

- Spent his first professional season with Idaho Falls (R) of the Pioneer League and made 12 appearances (11 starts) and went 1-3, striking out 35 in 50.2 innings.
- Across his last five starts with the Chukars, pitched to a 3.28 ERA (9 ER in 24.2 IP) and a .208 opponents batting average (20-for-96).

## COLLEGE (2017-2018)

- Pitched for two years at Oklahoma State University, combining to go 6-10 with a 5.19 ERA (68 ER in 118.0 IP) and 110 strikeouts.
- SOPHOMORE (2018):** Was the Cowboys' Opening day starting pitcher and led them to a second-place finish in the Big-12 ... recorded his first complete game in the 2018 NCAA Regionals, striking out seven in a 6-1 win over USF on June 3.
- FRESHMAN (2017):** Made 22 appearances (five starts) and tied for the team lead with three saves, helping lead OSU to a Big 12 championship his first year on campus.

## MISCELLANEOUS

- Full name is Jonathan Paul Heasley
- 2016:** Graduated from Prestonwood Christian Academy High School in Plano, Texas, where he went 29-3 with a 1.47 ERA ... went 13-0 with a 0.33 ERA (4 ER in 65.0 IP) as a senior and was named to Dallas Morning News All-Area First Team after earning third-team honors as a junior ... also an all-state performer in football.

## CAREER PITCHING

YEAR	CLUB	W	L	ERA	G	GS	CG	SHO	SV	SVO	IP	H	R	ER	HR	HB	BB	SO	WHIP	AVG
2018	Idaho Falls (R)	1	3	5.15	12	11	0	0	0	0	50.2	55	38	29	4	1	16	35	1.40	.264
2019	Lexington (A) 🍷	8	5	3.12	25	20	0	0	0	1	112.2	93	47	39	11	8	34	120	1.13	.222
Did not play (no minor league season)																				
2021	NW Arkansas (AA) 🍷	7	3	3.33	22	21	1	1	0	1	105.1	95	42	39	18	7	34	120	1.22	.244
	KANSAS CITY	1	1	4.91	3	3	0	0	0	0	14.2	15	8	8	3	2	3	6	1.23	.278
2022	Omaha (AAA)	1	2	4.35	9	9	0	0	0	0	39.1	35	22	19	7	0	10	45	1.14	.236
	KANSAS CITY	4	10	5.28	21	21	0	0	0	0	104.0	108	67	61	19	6	47	70	1.49	.267
MAJOR LEAGUE TOTALS (2 SEASONS)		5	11	5.23	24	24	0	0	0	0	118.2	123	75	69	22	8	50	76	1.46	.269
MINOR LEAGUE TOTALS (4 SEASONS)		17	13	3.68	68	61	1	1	0	2	308.0	278	149	126	40	16	94	320	1.21	.239

STORM CHASERS ORGANIZATION

2023 OMAHA STORM CHASERS

2022 SEASON IN REVIEW

PLAYER & COACH DATABASE

HISTORY & RECORDS

INTERNATIONAL LEAGUE

ROYALS ORGANIZATION

GENERAL INFORMATION



# BREWER HICKLEN



**BATS**  
R

**THROWS**  
R

**HEIGHT**  
6'2"

**WEIGHT**  
208 LBS

**OPENING DAY AGE**  
27

**BORN:** February 9, 1996 in Huntsville, Alabama 🇺🇸  
**RESIDES:** Birmingham, Alabama  
**ACQUIRED:** 7<sup>th</sup>-Round selection in the 2017 MLB Draft (210<sup>th</sup> Overall)  
**COLLEGE:** University of Alabama at Birmingham (Birmingham, Alabama)  
**HIGH SCHOOL:** Huntsville High School (Huntsville, Alabama)  
**PRO DEBUT:** June 25, 2017 (Surprise): 1-for-4 vs. AZL Rangers  
**MLB DEBUT:** May 26, 2022 (KANSAS CITY): 0-for-2 @ MINNESOTA  
**MLB SERVICE TIME:** 9 Days

## 2022 SEASON

- Placed in 130 games for Omaha (AAA) and was named the Royals Triple-A Player of the Year but also appeared in six games with Kansas City over two separate stints with the Royals: May 26-30 and July 14-17.
- Contract was selected by the Royals May 26 and made his major league debut that night in Minnesota, where he started as Kansas City's center fielder but went 0-for-2.
- Selected for his second stint with the Royals when the team traveled to Toronto in mid-July, where he pinch ran for Freddy Fermin as the automatic runner in the 10th inning on July 16 and came around to score his first career run on Yinnie Pasquantino's 2-run home run.
- As the Royals' Triple-A player of the Year with the Storm Chasers, slashed .248/.348/.502 (119-for-480) and set career highs in doubles (30), home runs (28), runs batted in (85) and runs scored (85) ... finished just two home runs shy of a 30/30/30 season (HR/SB/2B).
- Among all Triple-A players, Hicklen ranked among the league leaders in extra-base hits (62, T-2nd), home runs (T-7th) and total bases (241, 8th).
- Led all Royals Minor League leaders in home runs, extra-base hits and total bases, ranked 2nd in runs batted in and doubles, 3rd in runs, 4th in slugging percentage, 5th in hits and 6th in OPS.
- Between July 26 and September 2, Hicklen reached base in a career-best 34 consecutive games ... over those 34 games, he slashed .242/.367/.589 (30-for-124) with 18 extra-base hits (12 home runs) and 17 walks ... his streak was the 3rd-longest on-base streak in the International League in 2022, the longest ever for a Storm Chasers player, the longest for an Omaha player since Alex Gordon's 39-game streak in 2010.
- Began the season 19-for-19 in stolen base attempts, was caught for the first time on July 27, then ended the year with 15 successful attempts without being caught over August and September.
- Named an MiLB.com Organization All-Star in the outfield for the third time in his last four seasons.

## AWARDS AND ACCOLADES

- 2022** Player of the Year, Omaha Storm Chasers (AAA)
- 2022** MiLB Organization All-Star, OF (OMA)
- 2019** Player of the Year, Wilmington Blue Rocks (A+)
- 2019** MiLB.com Organization All-Star, OF (WIL)
- 2019** Carolina League Postseason All-Star (WIL)
- 2018** MiLB.com Organization All-Star, OF (LEX)

## CAREER HIGHS

**HITS:** 4 (4x) – Last: 5/25/22 @ Louisville  
**RUNS:** 4 – 8/21/19 vs. Salem  
**DOUBLES:** 2 (10x) – Last: 9/26/22 @ St. Paul  
**HOME RUNS:** 3 – 8/22/19 vs. Salem  
**RUNS BATTED IN:** 5 (2x) – Last: 8/24/21 vs. Springfield  
**WALKS:** 3 (3x) – Last: 6/20/19 vs. Frederick  
**STEALS:** 3 (5x) – Last: 4/22/22 @ Memphis  
**HIT STREAK:** 11 Games – 8/3/17 to 8/23/17  
**ON-BASE STREAK:** 34 Games – 7/26/22 to 9/2/22



## 2021

- Spent the entire season with Northwest Arkansas (AA), his third consecutive year playing under Scott Thorman and third straight Minor League Championship.
- Slashed .243/.346/.434 with 16 home runs, 57 runs batted in and 40 stolen bases, which led all Double-A hitters and ranked tied for 13th in all of the Minors ... led the Naturals in walks (52) in addition to steals.
- Saw time at all three outfield positions for the Naturals, largely in the corner outfield spots, 61 starts in left field (52.9 innings), three starts in center field (26.0 innings) and 35 starts in right field (300.0 innings) ... 10 outfield assists across the three positions was the most of any Double-A outfielder.
- Through his first 59 games, slashed just .199/.288/.323 (40-for-201) with five home runs and 23 runs batted in ... over his final 48 games, slashed .298/.415/.571 (48-for-161) with 11 home runs and 34 runs batted in ... 3-for-4 game on 7/23 in Tulsa with two homers and four runs batted in was turning point.
- Reached base in 41 of his last 47 games played with hits in 19 of his last 27.
- Was one of the most important players for the Naturals in the Double-A Central Championship Series, going 3-for-10 with two home runs, a go-ahead solo shot in Game 1 on 9/21 and a go-ahead grand slam in Game 3 on 9/24.

## 2019

- Named Wilmingon Player of the Year after ranking among the Carolina League leaders in steals (39, 1st), runs (70, 3rd), triples (7, T-3rd), home runs (14, T-4th), on-base percentage (.363, 6th), slugging percentage (.427, 6th) and OPS (.790, 6th).
- Homered in three consecutive games from August 6 to 8 and homered twice in the first game of a doubleheader on August 21 ... the next day, he became the first player in Wilmingon history to hit three home runs in a single game, en route to earning Player of the Week honors.

- Played for the Surprise Saguaros in the prestigious Arizona Fall League under Scott Thorman, hit .149 in 13 games ... Stole four bases in seven attempts, hit one home run with three runs batted in.

## 2018

- Named an MiLB.com Organization All-Star, splitting the season between Lexington (A) and Wilmington (A+), slashed a combined .288/.357/.507.
- Hicklen ranked among Royals MiLB leaders in stolen bases (35, 3rd), HR (18, 5th) and RBI (68, 5th).
- 29 steals in just 82 games at Lexington ranked fifth in the South Atlantic League.

## 2017

- Split season between Surprise (Rookie) and Idaho Falls (Rookie) ... Slashed .321/.409.532 (50-for-156) with 11 doubles, five triples and four home runs, while driving in 23 combined runs ... Reached safely in 36 of 39 games in his pro debut.

## COLLEGE (2015-2017)

- Attended the University of Alabama at Birmingham, where he redshirted in 2015 and transitioned that year from being a catcher to playing center field ... planned to play football and baseball at UAB before the school's football program was shut down after the 2014 season ... highest drafted player out of UAB ... named Conference USA All-Freshman Team in 2016 ... Earned All-Conference USA Second-Team honors in 2017 and had a 19-game hitting streak, four shy of the school record and ended on a 41-game on-base streak.

## MISCELLANEOUS

- Full name is **Charles Brewer Hicklen** ... resides in Birmingham, Alabama during the offseason with his wife Reagan and dog Bear.

## CAREER BATTING

YEAR	CLUB	AVG	G	AB	R	H	TB	2B	3B	HR	RBI	BB	IBB	SO	SB	CS	OBP	SLG	OPS	
2017	Surprise (R)	.348	19	69	19	24	42	3	3	3	13	9	0	24	13	3	.439	.609	1.048	
	Idaho Falls (R)	.299	20	87	19	26	41	8	2	1	10	9	1	22	3	1	.384	.471	.855	
2018	Lexington (A) ○	.307	82	306	59	94	169	18	3	17	65	24	1	98	29	6	.378	.552	.930	
	Wilmington (A+)	.211	22	71	11	15	22	4	0	1	3	4	0	26	6	0	.263	.310	.573	
2019	Wilmington (A+) ○	.263	125	419	70	110	179	13	7	14	51	55	2	140	39	14	.363	.427	.790	
2020	Did not play (no minor league season)																			
2021	NW Arkansas (AA) ○	.243	107	362	70	88	157	15	3	16	57	52	0	132	40	4	.346	.434	.780	
2022	Omaha (AAA)	.248	130	480	85	119	241	30	4	28	85	58	1	202	35	2	.348	.502	.850	
	KANSAS CITY	.000	6	4	1	0	0	0	0	0	0	0	0	4	0	0	.000	.000	.000	
MAJOR LEAGUE TOTALS (1 SEASON)		.000	6	4	1	0	0	0	0	0	0	0	0	4	0	0	.000	.000	.000	
MINOR LEAGUE TOTALS (5 SEASONS)		.265	505	1,794	333	476	851	91	22	80	284	211	5	644	165	30	.358	.474	.832	





# WILL KLEIN



**BATS**  
R

**THROWS**  
R

**HEIGHT**  
6'5"

**WEIGHT**  
230 LBS

**OPENING DAY AGE**  
23

**BORN:** November 28, 1999 in Bloomington, Indiana

**RESIDES:** Bloomington, Indiana

**ACQUIRED:** 5<sup>TH</sup>-Round selection in the 2020 MLB Draft (135<sup>TH</sup> Overall)

**COLLEGE:** Eastern Illinois University (Charleston, Illinois)

**HIGH SCHOOL:** Bloomington North High School (Bloomington, Indiana)

**PRO DEBUT:** May 8, 2021 (Quad Cities) 1.0 IP, 1 ER, 1 K @ South Bend

## 2022 SEASON

- Opened the season on Injured List with shin splints and was assigned to NW Arkansas (AA) on May 14, where he spent the entire season ... over 30 appearances (3 starts), went 1-1 with a 10.51 ERA (51 ER in 43.2 IP) and 51 strikeouts to 55 walks.
- Among 54 Royals Minor League pitchers who pitched at least 40.0 innings in 2022, his 1.08 K/BB ranked as the 2nd-worst in the organization, however his 11.34 K/9 ranked 6th-best ... his 22.0% BB% was the worst among that group.
- After being used as a high-leverage multi-inning reliever the year prior, began 2022 in the starting rotation but struggled over three starts in May with a 18.00 ERA (9 ER in 4.0 IP) and a .444 opponents' average (8-for-18) ... moved back to the bullpen at the start of June and posted a 9.76 ERA (43 ER in 39.2 IP) with a .297 opponents' average (47-for-158) across 27 relief appearances.
- 11 of his 27 relief outings were scoreless, including 5 of his last 10 to end the season ... first scoreless appearances came in his fifth outing of the year on June 7 @ Tulsa (LAD), as he struck out the side in the 7th inning and added his fourth strikeout of the game in 8th inning, retiring seven of the eight hitters he faced across 2.0 innings ... his only perfect outing of the season came later in that series, retiring all six batters he faced over 2.0 perfect innings on June 11 @ Tulsa, striking out three in the process.
- Struck out three or more batters in 10 outings, including a season-high five over 2.0 innings on July 24 vs. the Springfield Cardinals.
- Pitched at least 2.0 innings in 13 of his 30 games, with seven of those appearances scoreless outings.

## AWARDS AND ACCOLADES

**2021** MiLB.com Organization All-Star, RP (QC)

## CAREER HIGHS

**INNINGS:** 3.0 (5x) – Last: 8/12/21 vs. Beloit

**STRIKEOUTS:** 6 (5x) – Last: 8/12/21 vs. Beloit

**WALKS:** 5 (2x) – Last: 6/2/22 vs. Corpus Christi

**HITS:** 6 – 8/24/22 vs. Springfield

**EARNED RUNS:** 7 – 8/24/22 vs. Springfield

**HOME RUNS:** 1 (10x) – Last: 8/28/22 vs. Springfield

**PITCHES THROWN:** 56 – 7/1/21 vs. Cedar Rapids

**SCORELESS STREAK:** 12.2 IP – 6/15/21 to 7/1/21



## 2021

- Began his professional career in Quad Cities (A+), pitching in 36 games out of the bullpen for the River Bandits ... went 7-1 with four saves and a 3.58 ERA (25 ER in 70.1 IP and 121 strikeouts) ... named an MiLB.com Organization All-Star and recognized as the Royals' Pitching Prospect of the Year by MLB Pipeline.
- Among all Minor League pitchers who threw at least 70.0 innings, his 15.48 K/9 ranked first, as did his 40.9% strikeout percentage ... a .171 opponents' batting average ranked ninth ... his 121 strikeouts were the most among any minor league arm with less than 15 starts ... of 225 minor league pitchers who struck out 100 or more hitters, he was one of just two that did not make a start, one of nine who made less than 10 starts ... ranked 3rd in the High-A Central in strikeouts, behind teammate Anthony Veneziano and ranked tied for 5th in wins.
- Despite pitching exclusively in relief, his 121 strikeouts ranked 3rd among all Royals Minor League arms, while seven wins was tied for 3rd and 36 games pitched ranked 10th in the system ... among Royals Minor Leaguers who pitched at least 70.0 innings, ranked 1st with in K/9, K-BB% (26.0%, 121 K/44 BB) and opponents' batting average.
- Often pitched in high-leverage situations for the River Bandits, with 199 of the 296 batters he faced (67.2%) coming in the seventh, eighth or ninth innings.
- 25 of his 36 outings with Quad Cities were 2.0 innings or more, including five 3.0-inning appearances ... only threw 1.0 inning or less six times.
- After a rough July, with a 4.41 ERA in 16.1 innings, he worked with River Bandits pitching coach Steve Luebber to make some mechanical changes in his delivery – mainly staying back and not rushing through the motions – and responded with his best month of the season, posting a 1.29 ERA (2 ER in 14.0 IP), while going 3-0 with 29 strikeouts and four walks (7.25 K/BB, 53.7% K%).
- Struck out at least one batter in every game he pitched, with multiple strikeouts in 31 of 36 outings ... struck out five or more in nine appearances.
- 19 of 36 outings were scoreless appearances, allowed multiple runs in five games ... did not allow a run over 12.2 innings, a six-game stretch from 6/16 to 7/1, where he allowed just two hits and struck out 23.

## 2020

- Selected with the Royals' final pick in the shortened 2020 MLB Draft, Kansas City's fifth round selection 135th overall out of 160 total selections (down from 40 rounds, over 1,200 selections).

## COLLEGE (2018-2020)

- Attended Eastern Illinois University, where he finished his collegiate career with a 4-3 record and 4.86 ERA (36 ER in 66.2 IP) and 95 strikeouts across 37 games (seven starts) ... largely pitched out of the bullpen his first two seasons for the Panthers (Ohio Valley Conference), transitioned to a starting role in his third year.
- JUNIOR (2020):** Entered the season touted as the No. 1 prospect in the OVC and appeared in and started in all four games he pitched in, with a 3.33 ERA (9 ER in 24.1 IP) with 33 strikeouts, which tied him for the 57th most nationally, and third most in the OVC ... also ranked fourth in the OVC with 12.9 strikeouts per-nine innings, and 105th nationally ... led the Panthers in ERA and strikeouts, with the next closest arm having ten less.
- SOPHOMORE (2019):** Appeared in 19 games as a sophomore, going 1-1 with a 5.11 ERA (14 ER in 24.2 innings) with 34 strikeouts ... named the best pitcher in the Northwoods League by Baseball America, after going 2-2 with a 0.86 ERA (2 ER in 21.0 IP), 38 strikeouts (16.3 K/9) and seven saves for the Lakeshore Chinooks, earning league All-Star honors ... threw 100mph for the first time in the 2019 Northwoods League All-Star Game.
- FRESHMAN (2018):** Appeared in 14 games (three starts) as a freshman and made three starts, going 1-1 with a 6.62 ERA (13 ER in 17.2 IP and 28 strikeouts).

## MISCELLANEOUS

- 2017:** Graduated from Bloomington North High School (Indiana), where he earned first team All-Conference honors and recorded a 1.98 ERA with 30 strikeouts in 17.2 innings as a senior.

## CAREER PITCHING

YEAR	CLUB	W	L	ERA	G	GS	CG	SHO	SV	SVO	IP	H	R	ER	HR	HB	BB	SO	WHIP	AVG
2020		Did not play (no minor league season)																		
2021	Quad Cities (A+)	7	1	3.20	36	0	0	0	4	9	70.1	43	28	25	4	1	44	121	1.24	.173
2022	NW Arkansas (AA)	1	1	10.51	30	3	0	0	0	1	43.2	55	56	51	6	1	51	55	2.43	.313
<b>MINOR LEAGUE TOTALS (2 SEASONS)</b>		<b>8</b>	<b>2</b>	<b>6.00</b>	<b>66</b>	<b>3</b>	<b>0</b>	<b>0</b>	<b>4</b>	<b>10</b>	<b>114.0</b>	<b>98</b>	<b>84</b>	<b>76</b>	<b>10</b>	<b>2</b>	<b>95</b>	<b>176</b>	<b>1.69</b>	<b>.231</b>

STORM CHASERS ORGANIZATION

2023 OMAHA STORM CHASERS

2022 SEASON IN REVIEW

PLAYER & COACH DATABASE

HISTORY & RECORDS

INTERNATIONAL LEAGUE

ROYALS ORGANIZATION

GENERAL INFORMATION



# JACKSON KOWAR

coh-wahr



<b>BATS</b>	<b>THROWS</b>
R	R
<b>HEIGHT</b>	<b>WEIGHT</b>
6'5"	200 LBS
<b>OPENING DAY AGE</b>	
26	

**BORN:** October 4, 1996 in Weddington, North Carolina 🇺🇸  
**RESIDES:** Gainesville, Florida  
**ACQUIRED:** 1<sup>st</sup>-Round selection in the 2018 MLB Draft (33<sup>RD</sup> OVERALL)  
**DRAFTED:** Detroit's 40<sup>th</sup>-Round pick in the 2015 MLB Draft (1210<sup>th</sup> OVERALL)  
**COLLEGE:** University of Florida (Gainesville, Florida)  
**HIGH SCHOOL:** Charlotte Christian High School (Charlotte, North Carolina)  
**PRO DEBUT:** July 12, 2018 (Lexington) 0.1 IP, 3 ER, 1 K @ Augusta  
**MLB DEBUT:** June 7, 2022 (KANSAS CITY): 0.2 IP, 4 ER, 0 K @ LOS ANGELES (NL)  
**MLB SERVICE TIME:** 89 Days

## RIGHT-HANDED PITCHER

### 2022 SEASON

- Made his first Opening Day roster with Kansas City, but only pitched in seven games over three stints with the Major League club, also making 20 starts with Omaha (AAA) across three stints.
- In his first outing of the year with the Royals on April 10 vs. Cleveland, allowed seven runs on 11 hits over 3.1 innings of work and was optioned to Triple-A the next day, remaining with the Storm Chasers until late June.
- Was recalled on June 26 and appeared in six games with the Royals, remaining in the big leagues for a month before being sent back down on July 26, though he was recalled the next day and stayed with the Royals a few days longer until July 30, when he was sent back to Omaha for the rest of the year.
- Produced the first three scoreless outings of his Major League career, beginning on June 27 vs. Texas with 3.1 scoreless frames with two hits allowed and five strikeouts in his second big league appearance of the year ... also threw a scoreless inning in his next game on July 3 @ Detroit and added 2.0 scoreless innings on July 14 @ Toronto.
- After his back-to-back scoreless outings on 6/27 and 7/3, allowed eight runs on 12 hits across his next two appearances (5.2 IP) before being optioned on July 26.
- His final MLB outing of the year came on July 29 at Yankee Stadium, as he allowed two runs on two hits and two walks in 0.1 inning, in a 11-5 loss to the Yankees on the road.
- After being optioned to Triple-A for the last time on July 30, made eight starts for the Storm Chasers and went 1-4 with a 5.79 ERA (18 IP in 28.0 IP) and 26 strikeouts to 20 walks.
- Allowed less than two earned runs in 8 of his 20 starts with Omaha, including three scoreless outings ... two of three scoreless outings came in his first stint with the Storm Chasers, while his last came on August 9 @ Toledo (DET), as he struck out eight over 4.0 hitless and scoreless frames.

### AWARDS AND ACCOLADES

- 2021** Paul Splittorff Minor League Pitcher of the Year
- 2021** Pitcher of the Year, Omaha Storm Chasers (AAA)
- 2021** MiLB.com Organization All Star, RHP (OMA)
- 2021** Triple-A East Pitcher of the Year (OMA)
- 2021** Triple-A East Postseason All-Star (OMA)
- 2019** Carolina League Midseason All-Star (WIL)

### CAREER HIGHS

**INNINGS:** 8.0 (2x) – Last: 8/24/19 @ Frisco  
**STRIKEOUTS:** 10 (2x) – Last: 7/3/21 @ St. Paul  
**WALKS:** 5 (3x) – Last: 5/31/22 vs. Indianapolis  
**HITS:** 11 (2x) – Last: 6/14/22 @ Iowa  
**EARNED RUNS:** 9 – 6/14/22 @ Iowa  
**HOME RUNS:** 3 – 6/14/22 @ Iowa  
**PITCHES THROWN:** 107 – 6/8/19 vs. Fayetteville  
**SCORELESS STREAK:** 15.1 IP – 5/22/21 to 6/2/21



### 2021

- Named Kansas City's Paul Splittorff Minor League Pitcher of the Year, given to the top pitcher in the organization, also named the Storm Chasers Pitcher of the Year, the Triple-A East Pitcher of the Year and a Triple-A East postseason All-Star.
- In two stints with Omaha (AAA), made 17 overall appearances (16 starts) and went 9-4 with a 3.46 ERA (31 ER in 80.2 IP) and 115 strikeouts (12.8 K/9), which led all Triple-A pitchers at the time of him being recalled on September 1.
- Made his Major League debut on June 7, but in nine outings (8 starts) with Kansas City, went 0-6 with an 11.27 ERA (38 ER in 30.1 IP) and averaged 3.1 innings/start and allowed at least five runs in each of his last five starts of the season ... two stints with the Royals, from June 7 to 21 and September 1 through to the end of the season.
- Named the Triple-A East Pitcher of the Month in May as he began the year 5-0 with a 1.01 ERA (3 ER in 26.2 IP) over five starts in May ... when his contract was selected on June 6, his 0.85 ERA led Triple-A, his five wins were tied for the most in the Minors.
- In three outings (two starts) during his first big league stint in 2021, he went 0-2 and allowed 10 runs on 11 hits and 5 walks in 5.0 innings ... upon returning to Omaha, he made 11 appearances there before returning to Kansas City on Sept. 1 ... in his first start of his second stint with the Royals on September 1 vs. Cleveland, he allowed only two runs in 6.0 innings and exited with a 3-2 lead and in line for his first career win, but the Royals lost 5-3 in 11 innings.

- Promoted to Double-A on June 22 and threw 7.0 shutout innings in his Double-A debut on June 22 @ Frisco (TEX).

### 2018

- After being drafted by Kansas City in the first round (33rd overall), made nine starts with Lexington (A) and produced a 3.42 ERA (10 ER in 26.1 IP) with 22 strikeouts, never pitching more than 4.0 in an outing, but finished four innings twice.
- Made two starts in the South Atlantic League playoffs, as the Legends won the league championship ... went 2-0 with a 0.90 ERA (1 ER in 10.0 IP) and 10 strikeouts.

### COLLEGE (2016-2018)

- Pitched three seasons at the University of Florida, where he played on three College World Series teams and was roommates with Royals starter and fellow 2018 MLB Draft pick Brady Singer ... finished his career with a 25-6 record and 3.53 ERA, striking out 243 with 94 walks in 255.0 career innings.
- **JUNIOR (2018):** Posted a 2.29 ERA with 24 strikeouts in the NCAA Tournament and shut out Texas over 6.2 innings at the College World Series in his final start, striking out a career-high 13 batters.
- **SOPHOMORE (2017):** Led the SEC and tied Florida's school mark for best single-season record by going 12-1 ... earned the save in the 2017 CWS finale vs. LSU to help Florida clinch its first NCAA championship.

### 2020

- Spent the season at the Royals alternate training site in Kansas City, Kansas and participated in the Royals' postseason camp at Kauffman Stadium in October.

### 2019

- Split the season between Wilmington (A+) and NW Arkansas (AA), making 13 starts for each ... produced a 3.52 ERA (58 ER in 148.1 IP) with 144 strikeouts ... among Royals' Minor League pitchers, ranked 4th with 144 strikeouts, 7th in WHIP (1.24) and 8th in ERA (min. 100 IP).
- Selected as a Carolina League midseason All-Star and pitched a scoreless fourth inning in the All-Star game on June 18 at Nymeo Field in Frederick, Maryland.

### MISCELLANEOUS

- Enters 2023 ranked by *Baseball America* as the No. 17 Royals prospect.
- Full name is **Jackson Alexander Kowar**
- **2015:** Graduated from Charlotte Christian High School (N.C.), where he went 10-1 with a school-record 0.20 ERA in his final season, striking out 118 in 71.0 innings as he was named a first-team High School All-American by *Baseball America* ... threw a three-hit shutout with 14 strikeouts in the state championship game as a senior ... went 10-1 with a 0.79 ERA as a junior while recording a school-record 131 strikeouts.
- Was drafted by Detroit in the fourth round of the 2015 MLB Draft but did not sign, instead choosing to attend Florida ... was originally committed to Clemson, but switched his commitment to Florida after a coaching change with the Tigers.

### CAREER PITCHING

YEAR	CLUB	W	L	ERA	G	GS	CG	SHO	SV	SVO	IP	H	R	ER	HR	HB	BB	SO	WHIP	AVG
2018	Lexington (A)	0	1	3.42	9	9	0	0	0	0	26.1	19	10	2	0	12	22	1.18	.200	
2019	Wilmington (A+)	5	3	3.53	13	13	0	0	0	0	74.0	68	33	29	4	10	22	66	1.22	.245
	NW Arkansas (AA)	2	7	3.51	13	13	0	0	0	0	74.1	73	32	29	8	2	21	78	1.26	.254
Did not play (no minor league season)																				
2021	Omaha (AAA)	9	4	3.46	17	16	0	0	0	0	80.2	66	31	31	7	4	34	115	1.24	.220
	KANSAS CITY	0	6	11.27	9	8	0	0	0	0	30.1	43	38	38	7	2	20	29	2.08	.336
2022	Omaha (AAA)	4	10	6.16	20	20	0	0	0	0	83.1	95	67	57	14	8	43	88	1.66	.287
	KANSAS CITY	0	0	9.77	7	0	0	0	0	0	15.2	27	17	17	4	0	11	17	2.43	.380
MAJOR LEAGUE TOTALS (2 SEASONS)																				
		0	6	10.76	16	8	0	0	0	0	46.0	70	55	55	11	2	31	46	2.20	.352
MINOR LEAGUE TOTALS (4 SEASONS)																				
		20	25	4.15	72	71	0	0	0	0	338.2	321	173	156	35	24	132	369	1.34	.249



# BROOKS KRISKE

KRISSE-kee



**BATS**  
R

**THROWS**  
R

**HEIGHT**  
6'3"

**WEIGHT**  
190 LBS

**OPENING DAY AGE**  
29

**BORN:** February 3, 1994 in Scottsdale, Arizona

**RESIDES:** La Quinta, California

**ACQUIRED:** December 14, 2022 – Signed as a Minor League Free Agent

**DRAFTED:** New York's (AL) 6<sup>th</sup>-Round pick in the 2016 MLB Draft (188<sup>th</sup> OVERALL)

**COLLEGE:** University of Southern California (Los Angeles, California)

**HIGH SCHOOL:** Palm Desert High School (Palm Desert, California)

**PRO DEBUT:** June 19, 2016 (Staten Island) 1.1 IP, 0 ER, 2 K vs. Aberdeen

**MLB DEBUT:** July 29, 2020 (NEW YORK, AL): 1.0 P, 0 ER, 2 K @ BALTIMORE

**MLB SERVICE TIME:** 104 Days

## 2022 SEASON

- Signed with the Yokohama DeNA BayStars of Nippon Professional Baseball (NPB) on December 8, 2021 and pitched in 32 games, going 1-3 with two saves, a 3.25 ERA (13 ER in 36.0 IP) and 56 strikeouts (10.3 K/9) between Japan's Central League (equivalent to Major League Baseball) and Eastern League (Japan's equivalent to the Minor Leagues).
- Saw his greatest success pitching in NPB games with the Central League's BayStars, as he pitched to a 2.57 ERA (6 ER in 21.0 IP) across 18 games
- In Eastern League games, recorded an astounding 18.0 K/9 (30 K in 15.0 IP) over 14 games, striking out 46.9% (30 of 64) of the batters he faced in Japan's Minor Leagues.

## 2021

- Spent time pitching in Triple-A and the Major Leagues for New York (AL) and Baltimore, DFA'd by the Yankees on September 14 and claimed by the Orioles on September 16.
- Pitched in eight games for the Yankees across six separate stints, including his first appearance of the season on April 21 vs. Atlanta ... tied the MLB regular-season record by throwing four wild pitches in one inning on July 22 @ Boston, charged with the loss in a 10-inning defeat by the Red Sox.
- Did not allow an earned run across 12 Triple-A appearances with Scranton/WB between June 20 and September 10, a streak that reached 17.1 innings ... pitched in four games for the Yankees in that time frame, however.
- Pitched in four games for the Orioles between September 22 and the end of the season, also throwing a scoreless inning for Norfolk (AAA) on September 17.

## 2020

- Made four appearances for the New York Yankees over three stints (July 26 to August 3, August 25 to 30, served as the Yankees' "29th Man" on September 11) ... posted a 14.73 ERA (6 ER in 3.2 IP) without recording a decision.
- Made his Major League debut on July 29 @ Baltimore and closed the game with a scoreless ninth inning ... struck out Pedro Severino looking for his first career strikeout ... had not pitched professionally above the Double-A level prior to his debut.

## 2019

- Split the season between Tampa (A+) and Trenton (AA), combining to go 3-3 with career-high 12 saves and a 2.08 ERA (60.2IP, 34H, 15R/14ER, 80K) over 43 relief appearances ... 11 saves with Trenton ranked 10th among Eastern League pitchers.
- Began the year in High-A and made seven relief appearances with the Tarpons, named a Florida State League Midseason All-Star ... allowed on unearned run over 12.0 innings ... allowed one hit or less and recorded one strikeout or more in all seven outings, including five games with multiple strikeouts.
- Promoted to Double-A on April 27 and went 2-2 with the Thunder and recorded 11 saves with a 2.59 ERA (14 ER in 48.2 IP) over 36 relief appearances ... over nine games the month of June, limited opposing batters to a .081 average (3-for-37) and allowed one earned run in 11.1 IP (0.79 ERA) while striking out 17.
- Was added to the Yankees' 40-man roster on November 20, 2019.

## 2018

- Made his return to pitching after missing the entire 2017 season to recover from Tommy John surgery and began the year back with Staten Island (R) before making a pair of appearances with Charleston (A) at the end of the season ... combined to go 2-2 with three saves (in four chances) and a 1.57 ERA (5 ER in 28.2 IP) and 39 strikeouts.

## CAREER PITCHING

YEAR	CLUB	W	L	ERA	G	GS	CG	SHO	SV	SVO	IP	H	R	ER	HR	HB	BB	SO	WHIP	AVG
2016	Staten Island (A-)	0	2	2.25	13	0	0	0	4	5	16.0	12	8	4	0	0	6	16	1.13	.214
2017 <small>Did not play injured</small>																				
2018	Staten Island (A-)	2	2	1.09	14	0	0	0	3	4	24.2	21	4	3	0	0	8	33	1.18	.244
	Charleston (A)	0	0	4.50	2	0	0	0	0	1	4.0	4	2	2	0	0	1	6	1.25	.267
2019	Tampa (A+)	1	1	0.00	7	0	0	0	1	1	12.0	4	1	0	0	1	5	16	0.75	.111
	Trenton (AA)	2	2	2.59	36	0	0	0	11	13	48.2	30	14	14	3	1	23	64	1.09	.171
2020	NEW YORK (AL)	0	0	14.73	4	0	0	0	0	0	3.2	3	6	6	1	0	7	8	2.73	.200
2021	Scranton/W-B (AAA)	1	1	3.81	24	0	0	0	1	4	28.1	15	12	12	2	1	14	41	1.02	.155
	Norfolk (AAA)	0	0	0.00	1	0	0	0	0	0	1.0	0	0	0	0	0	2	0.00	.000	
	NEW YORK (AL)	1	1	15.26	8	0	0	0	0	1	7.2	12	14	13	5	1	6	7	2.35	.375
	BALTIMORE	1	0	12.27	4	0	0	0	0	0	3.2	5	5	5	2	0	4	1.36	.333	
2022	Yokohama (NPB)	1	1	2.57	18	-	0	0	1	-	21.0	15	7	6	2	0	13	26	1.33	-
	Yokohama (JPEL)	0	2	4.20	14	-	0	0	1	-	15.0	9	7	7	1	0	9	30	1.20	-
MAJOR LEAGUE TOTALS (2 SEASONS)		2	1	14.40	16	0	0	0	1	15.0	20	25	24	8	1	13	19	2.20	.323	
MINOR LEAGUE TOTALS (4 SEASONS)		6	8	2.34	97	0	0	0	20	28	134.2	86	41	35	5	3	57	178	1.06	.184
JAPAN TOTALS (1 SEASON)		1	3	3.25	32	-	0	0	2	-	36.0	24	14	13	3	0	22	56	1.28	-

## AWARDS AND ACCOLADES

2019 Florida State League Midseason All-Star (TAM)

## CAREER HIGHS

**INNINGS:** 3.1 – 8/1/18 vs. Aberdeen

**STRIKEOUTS:** 6 – 8/8/18 vs. Lowell

**WALKS:** 5 – 9/12/21 vs. Rochester

**HITS:** 5 – 7/2/18 vs. Brooklyn

**EARNED RUNS:** 5 (2x) – Last: 9/6/21 vs. TORONTO

**HOME RUNS:** 2 – 9/6/21 vs. Toronto

**PITCHES THROWN:** 53 – 8/8/18 vs. Lowell

**SCORELESS STREAK:** 17.1 IP – 6/16/21 to 9/10/21



- First appearance of the year came June 18 @ Lowell (BOS) ... did not allow an earned run in 11 of his 14 outings with Staten Island, never allowed more than one earned run ... struck out a career-high six over 2.1 scoreless innings vs. Lowell on August 8.
- Earned a promotion to Charleston on August 23 ... made two relief appearances with Charleston to end the season, striking out six in 4.0 innings.

## 2017

- Missed entire season to recover from Tommy John surgery performed in 2016.

## 2016

- Made his professional debut with Staten Island (A-), going 0-2 over 13 relief outings with four saves (in five chances) and a 2.25 ERA (4 ER in 16.0 IP) and 16 strikeouts, allowing one extra-base hit all season.
- Underwent Tommy John surgery in August and missed the rest of the season.

## COLLEGE (2013-2016)

- Pitched four seasons at the University of Southern California (USC) and went 4-5 with six saves for the Trojans with a 3.28 ERA (44 ER in 120.2 IP) and 106 strikeouts, across 71 appearances (seven starts) ... finished his collegiate career tied for 6th on USC's all-time leaders list with 64 relief appearances.

## MISCELLANEOUS

- Full name is **Brooks Joseph Kriske**
- 2012: Graduated from Palm Desert High School, where he earned all-state honors as a junior and senior ... helped team to win two state titles in 2010 and 2012, throwing a complete game shutout in the CIF championship game in 2012.
- Named after Hall of Fame third baseman **Brooks Robinson**, as his father Garrett admired the former Baltimore Oriole ... a mutual friend of Garrett and Robinson connected them when Brooks was young, forming a friendship between the families, including the Kriske family attending the 2005 National Baseball Hall of Fame induction ceremony in Cooperstown as Robinson's personal guests.

STORM CHASERS ORGANIZATION

2023 OMAHA STORM CHASERS

2022 SEASON IN REVIEW

PLAYER & COACH DATABASE

HISTORY & RECORDS

INTERNATIONAL LEAGUE

ROYALS ORGANIZATION

GENERAL INFORMATION





# ASA LACY

AY-suh



**BATS**  
L

**THROWS**  
L

**HEIGHT**  
6'4"

**WEIGHT**  
215 LBS

**OPENING DAY AGE**  
23

**BORN:** June 2, 1999 in Bryan, Texas 🇺🇸

**RESIDES:** Kerrville, Texas

**ACQUIRED:** 1<sup>st</sup>-Round selection in the 2020 MLB Draft (4<sup>th</sup> Overall)

**DRAFTED:** Cleveland's 31<sup>st</sup>-Round pick in the 2017 MLB Draft (942<sup>nd</sup> Overall)

**COLLEGE:** Texas A&M University (College Station, Texas)

**HIGH SCHOOL:** Tivy High School (Kerrville, Texas)

**PRO DEBUT:** May 5, 2021 (Quad Cities) 2.1 IP, 4 ER, 5 K @ South Bend

## 2022 SEASON

- Opened the season in NW Arkansas (AA) and made two starts before landing on the Injured List ...rehabbed with the ACL Royals (R) in June and activated from the Injured List in July, but placed back on the Injured List on August 25, where he ended the season ... between the two levels, pitched in 15 games (five starts)
- Started for the Nationals on April 12 and 17 vs. Wichita (MIN) and combined to strike out 13 over 9.2 innings and allowed five earned runs on six hits and five walks (4.66 ERA, 1.14 WHIP, .167 opponents' average) ... scratched from a start with a back spasm on April 23 @ Frisco (TEX), where he was slated to face Rangers top prospect Jack Leiter, placed on the Injured List on May 10.
- Made four rehab appearances in the Arizona Complex League between June 14 and 30, as he struck out 10 over 8.0 innings, though he allowed eight earned runs on four hits and 14 walks (9.00 ERA, 2.25 WHIP, .143 opponents' average)
- Activated from the Injured List on July 14 and pitched in nine games (one start) and struggled, allowing 20 earned runs in 10.1 innings (17.42) ... surrendered just four hits in those outings, but walked 23 and hit six batters, while striking out 12 (2.52 WHIP, .094 opponents' average) ... allowed three or more runs in four of his nine outings.
- Over the six weeks he pitched for the Nationals between July and August, three of his nine outings were scoreless, including back-to-back 2.0-inning outings on the road against Wichita ... struck out four over 4.0 innings between July 27 and 30 at Riverfront Stadium, did not allow a hit and walked three with one hit batter.
- Last appearance of the season came August 18 vs. San Antonio (SD), where he threw 1.0 inning and allowed five runs (four earned) on one hit and four walks, allowing five of the eight batters he faced to reach ... placed back on the IL on August 25 and did not pitch in a game the remainder of the season.

## CAREER HIGHS

**INNINGS:** 6.0 – 7/3/21 vs. Cedar Rapids  
**STRIKEOUTS:** 9 (3x) – Last: 7/3/21 vs. Cedar Rapids  
**WALKS:** 6 – 5/12/21 vs. Cedar Rapids  
**HITS:** 6 – 6/22/21 @ Beloit  
**EARNED RUNS:** 5 (3x) – Last: 8/6/22 vs. Tulsa  
**HOME RUNS:** 2 – 6/11/21 @ Peoria  
**PITCHES THROWN:** 84 – 4/17/22 vs. Wichita  
**SCORELESS STREAK:** 9.2 IP – 5/12/21 to 5/25/21



## 2021

- Spent his first professional season with Quad Cities (A+) and made 14 starts with the River Bandits, going 2-5 with a 5.19 ERA (30 ER in 52.0 IP) and 79 strikeouts, before being placed on the Injured List on 7/27 and missed the rest of the season.
- Made his professional debut in the second game of the season on 5/5 but took the loss at South Bend, allowing four runs in 2.1 innings with five strikeouts ... picked up his first win in his third start, on 5/19 at Peoria ... threw 5.0 shutout innings with three hits, two walks and six strikeouts.
- Struck out five or more in 10 of 14 starts, including three nine-strikeout appearances, including back-to-back starts on 6/27 and 7/3.
- Two of his 14 outings with the River Bandits were scoreless starts, with five one-run games as well.
- His 13.67 K/9 ranked third among Royals minor league pitchers with at least 50.0 innings pitched, while his 33.3% strikeout percentage ranked fifth among those pitchers ... however, he also struggled with control, walking 7.10 batters per nine innings (41 BB in 52.0 IP) with a 17.3% walk rate, both the highest rates among that same group of Royals minor league arms.
- Pitched for the Surprise Saguaros in the Arizona Fall League after just under three months out of action ... in four starts, went 2-0 with a 2.35 ERA (2 ER in 7.2 IP), striking out 15 while walking six ... three of his four outings were scoreless, with five strikeouts in his last two.
- Entered 2021 ranked by Baseball America as the No. 3 Royals prospect, the 37<sup>th</sup> overall prospect in baseball and MLB Pipeline's No. 4 prospect in the Royals system, their 30<sup>th</sup> overall prospect in baseball.

## 2020

- Spent his first pro season at the Alternate Training Site in Kansas City, Kansas.
- Also participated in the Postseason Instructional Camp at Kauffman Stadium in October.

## COLLEGE (2018-2020)

- Attended Texas A&M University ... named a 2020 Baseball America and Collegiate Baseball First Team pre-season All-American ... also named a Third Team All-American in 2019 by the National College Baseball Writers Association (NCBWA) and a Golden Spikes Award semifinalist ... despite having his junior season cut short by the coronavirus pandemic, finished college career with a 14-5 record and a 2.07 ERA (35 ER in 152.0 IP) with 224 strikeouts (13.3 K/9).
- In his four starts as a junior in 2020, went 3-0 with a 0.75 ERA (2 ER in 24.0 IP), striking out 46 of the 93 batters he faced (49.5%).
- When he was drafted fourth overall, he became the highest drafted player in the history of Texas A&M's baseball program.
- Pitched for the USA Baseball Collegiate National Team in 2019 with now fellow Royals farmhand Nick Loftin (INF).

## MISCELLANEOUS

- Entered 2023 ranked by *Baseball America* as the No. 12 Royals prospect and the No. 15 prospect in the system according to MLB Pipeline.
- Full name is **Asa Edward Lacy**
- 2017:** Graduated from Tivy High School in Kerrville, Texas ... selected Collin Street Baker/TSWA Class 5A All-State First Team as a senior in 2017, was also selected to pitch in the Texas High School Baseball Coaches (THSBCA) All-Star Game ... set a school record in 2017 with 13 wins, went 13-1 with a 0.93 ERA and 128 strikeouts in 97.1 innings (11.83 K/9) ... named District 26-5A Newcomer of the Year in 2015 as a sophomore.
- Was drafted by the Cleveland Indians out of Tivy HS in the 31st round of the 2017 MLB Draft, but opted to attend Texas A&M.
- Father, Phillip, played varsity tennis at Sam Houston State, while his grandfather, Dan Davison, was a halfback at Texas A&M.
- Enjoys hunting, fishing and ping pong in his free time, also a member of the National Honor Society.

## CAREER PITCHING

YEAR	CLUB	W	L	ERA	G	GS	CG	SHO	SV	SVO	IP	H	R	ER	HR	HB	BB	SO	WHIP	AVG
2020		Did not play (no minor league season)																		
2021	Quad Cities (A+)	2	5	5.19	14	14	0	0	0	0	52.0	41	31	30	5	8	41	79	1.58	.222
2022	ACL Royals (R)	1	0	9.00	4	2	0	0	0	0	8.0	4	10	8	1	5	14	10	2.25	.143
	NW Arkansas (AA)	1	2	11.25	11	3	0	0	0	0	20.0	9	27	25	2	8	28	25	1.85	.132
<b>MINOR LEAGUE TOTALS (2 SEASONS)</b>		<b>4</b>	<b>7</b>	<b>7.09</b>	<b>29</b>	<b>19</b>	<b>0</b>	<b>0</b>	<b>0</b>	<b>0</b>	<b>80.0</b>	<b>54</b>	<b>68</b>	<b>63</b>	<b>8</b>	<b>21</b>	<b>83</b>	<b>114</b>	<b>1.71</b>	<b>.192</b>



# NICK LOFTIN



**BATS**  
R

**THROWS**  
R

**HEIGHT**  
6'1"

**WEIGHT**  
180 LBS

**OPENING DAY AGE**  
24

INFIELDER/OUTFIELDER

**BORN:** September 25, 1998 in Corpus Christi, Texas 🇺🇸

**RESIDES:** Corpus Christi, Texas

**ACQUIRED:** 1<sup>st</sup>-Round (CBA) selection in the 2020 MLB Draft (32<sup>nd</sup> OVERALL)

**COLLEGE:** Baylor University (Waco, Texas)

**HIGH SCHOOL:** W.B. Ray High School (Corpus Christi, Texas)

**PRO DEBUT:** May 6, 2021 (Quad Cities) 1-for-2, HR, 2 RBI @ South Bend

## 2022 SEASON

- Split his season between NW Arkansas (AA) and Omaha, called up to Triple-A on August 9, combining to hit .254 (131-for-516) with 24 doubles, 17 home runs and 66 runs batted in and 55 walks, all career-highs.
- Despite his early August call-up to Triple-A, led the Nationals with 78 runs scored and 18 multi-run games ... ranked 11th in the Texas League in runs scored, while 12th in steals (24).
- Among Royals Minor Leaguers, his 104 total runs scored were tied for the most, while 131 hits between the Nationals and Storm Chasers were tied second in the organization ... ranked tied third in the system in total bases (208), fifth in extra-base hits (42), tied fifth in doubles (24), seventh in steals (29), tied seventh in home runs (17) and ninth in runs batted in (66).
- Reached base in 76 of 89 games (85.39%) with the Nationals where he had at least one plate appearance, with hits in 63 of 89 games and 26 multi-hit games ... reached base twice or more in 46 games, including seven straight games from July 10 to 17, tied for the longest such streak for a Nationals player in 2022.
- Began the season playing center field for the Nationals and made 53 starts (459.2 innings) there, also making 19 starts (168.2 innings) at second base, six at shortstop (52.0 innings), three at third base (28.0 innings) and two in left field (15.0) ... with the Storm Chasers, saw the majority of his time at third, with 24 starts (207.1 innings at the hot corner), with 13 starts in the outfield as well (nine in left field, four in right field).
- Hit the Nationals' first of a team-record seven grand slams in the season on April 22 @ Frisco (TEX), off of Baylor teammate Cody Bradford in the top of the second inning, finished the game with a career-record five runs batted in, also adding an RBI single in the third inning.
- His best series of the year with NW Arkansas came in his hometown of Corpus Christi, Texas, between July 12 and 17 – slashed .364/.517/.591 (8-for-22) against the Hooks (HOU) with two doubles, one home run, two runs batted in and seven walks ... recorded his first four-hit game of the season on July 15, going 4-for-5 with two doubles and his career-best 11th HR of the year.

## AWARDS AND ACCOLADES

**2021** MiLB Organization All-Star, 3B (NWA/OMA)

**2021** High-A Central Bating Champion (QC)

**HIT FOR CYCLE** 8/1/2021 (Quad Cities) vs. South Bend Cubs

## CAREER HIGHS

**HITS:** 5 – 8/1/21 vs. South Bend)

**RUNS:** 4 (2x) – Last: 7/15/22 @ Corpus Christi

**DOUBLES:** 3 – 5/4/22 @ Springfield

**HOME RUNS:** 1 (27x) – Last: 9/27/22 @ St. Paul

**RUNS BATTED IN:** 5 – 4/22/22 @ Frisco

**WALKS:** 3 (4x) – Last: 8/5/22 vs. Tulsa

**STRIKES:** 2 (2x) – Last: 6/10/22 @ Tulsa

**HIT STREAK:** 17 Games – 7/14/21 to 8/4/21

**ON-BASE STREAK:** 19 Games – 8/15/21 to 9/10/21



## 2021

- Spent his first professional season with Quad Cities (A+) and slashed .289/.374/.464 (103-for-356) across 90 games while being named an MiLB.com Organization All-Star at third base.
- Won the High-A East Central batting title with a .289 average (edging out teammate Michael Massey) and placed fifth with a .373 OBP and .837 OPS ... his batting average ranked tied for fourth among Royals farmhands, while his 130 wRC+ placed sixth among Royals full-season qualified Minor League hitters, behind only four other MiLB.com Organization All-Stars and teammate Vinnie Pasquino.
- Saw time at three infield positions for the River Bandits, making 47 starts at shortstop (401.2 innings), 21 starts at third base (178.0 innings) and 11 starts at second base (97.0 innings) while serving as the designated hitter in 11 games as well ... made starts hitting 1st, 2nd and 3rd in the order.
- Struggled in May, hitting just .215 (14-for-65) with a .655 OPS in the first month of games with a 18.9% strikeout rate ... slashed .305/.385/.484 to finish the season over the final four months with a 13.7% strikeout rate.
- Recorded 24 multi-hit games, 16 multi-run efforts, 14 multi-RBI performance and nine multi-walk games.
- Crushed lefties, slashing .351/.484/.541 (26-for-74) ... finished the season hot, hitting .417 (20-for-48) in September with a 1.080 OPS.
- Named the High-A Central Offensive Player of the Week for the week of July 26 to August 1 after going 12-for-23 at the plate in the River Bandits' series at home against the South Bend Cubs ... slashed .522/.560/1.087 with seven extra-base hits and four runs batted in
- Capped his award-winning week by hitting for the cycle in the series finale on 8/1 ... while going 5-for-6 at the plate, he singled and scored in the first inning, tripled in a run in the second inning, doubled and scored in the third inning, doubled and scored again in the seventh and hit a walk-off two-run home run in the bottom of the ninth to complete the cycle and win the game, 14-12 for Quad Cities.
- Entered 2021 ranked by *Baseball America* as the No. 8 Royals prospect and MLB Pipeline's No. 8 prospect in the Royals system ... ended the season Ranked No. 12 by BA and No. 9 by MLB.com.

## 2020

- Selected by the Kansas City Royals in the Competitive Balance Round A (32nd overall) of the First-Year Player Draft.
- Participated in the Royals' Postseason Instructional Camp at Kauffman Stadium in October.

## COLLEGE (2018-2020)

- Attended Baylor University, where he finished his collegiate career slashing .313/.371/.481 (161-for-514) in 122 games with 34 doubles, five triples, 14 homers and 92 RBI ... spent most of his freshman year in the outfield, but moved to shortstop his final two seasons.
- Named a Freshman All-American in 2018 and an All-Big 12 First-Team selection in 2019 ... named a preseason All-American by three different publications in 2020 (D1Baseball.com, *Baseball America* and Collegiate Baseball) and the Preseason Big 12 Player of the Year (by the league's Coaches, D1Baseball.com and *Baseball America*) when the season was cut short due to the coronavirus pandemic.
- His best season statistically came in 2019, when he batted a career-best .323 with 18 doubles, six homers and 41 RBI.
- Played for the Hyannis Harbor Hawks in the Cape Cod League in 2019 ... slashed .316/.316/.447 (12-for-38) in nine games.
- Pursued a degree in environmental science at Baylor, with the thought of it leading to a career in marine biology studying sharks.

## MISCELLANEOUS

- Entered 2023 ranked by *Baseball America* as the No. 8 Royals prospect and the No. 4 prospect in the system according to MLB Pipeline ... listed as having the "Best Strike-Zone Discipline" among Royals' prospects in the 2021 and 2022 Best Tools survey from BA.
- Full name is **Nicholas James Loftin**
- Graduated from W.B. Ray High School (Corpus Christi, Texas) in 2017 ... was a four-year letterwinner, helping team to a district championship as a junior ... over high school career, batted .454 with 29 stolen bases ... named to MaxPrep Underclass All-America Team.
- Lists golfing, hunting and fishing and hanging out with his family as his hobbies.

## CAREER BATTING

YEAR	CLUB	AVG	G	AB	R	H	TB	2B	3B	HR	RBI	BB	IBB	SO	SB	CS	OBP	SLG	OPS
2020		Did not play (no minor league season)																	
2021	Quad Cities (A+) 🍷	.289	90	356	67	103	165	22	5	10	57	42	0	60	11	2	.373	.463	.836
2022	NW Arkansas (AA)	.270	90	363	78	98	153	17	1	12	47	45	1	57	24	4	.354	.421	.775
	Omaha (AAA)	.216	38	153	26	33	55	7	0	5	19	10	0	41	5	2	.280	.359	.639
MINOR LEAGUE TOTALS (2 SEASONS)		.268	218	872	171	234	373	46	6	27	123	97	1	158	40	8	.349	.428	.777



# RICHARD LOVELADY



**BATS**  
L

**THROWS**  
L

**HEIGHT**  
6'0"

**WEIGHT**  
185 LBS

**OPENING DAY AGE**  
27

**BORN:** July 7, 1995 in Hinesville, Georgia 🇺🇸  
**RESIDES:** Glendale, Arizona  
**ACQUIRED:** December 1, 2021 – Signed as a Minor League Free Agent  
**DRAFTED:** Kansas City's 10<sup>th</sup>-Round pick in the 2016 MLB Draft (313<sup>th</sup> OVERALL)  
**COLLEGE:** Kennesaw State University (Kennesaw, Georgia)  
**COLLEGE:** East Georgia State College (Swainsboro, Georgia)  
**HIGH SCHOOL:** First Presbyterian High School (Macon, Georgia)  
**PRO DEBUT:** June 22, 2016 (Surprise) 2.0 IP, 0 ER, 3 K @ AZL Rangers  
**40-MAN ROSTER:** Added by Kansas City on November 10, 2022  
**MLB DEBUT:** April 9, 2019 (KANSAS CITY): 1.0 IP, 0 ER, 2 K VS. SEATTLE  
**MLB SERVICE TIME:** 1 Year, 26 Days

LEFT-HANDED PITCHER

## 2022 SEASON

- Spent most of the season working his way back from an injury suffered in 2021.
- Returned to the mound for his first game action in September and pitched in four games; one with NW Arkansas (AAA) and three with Omaha (AAA) ... threw 4.0 scoreless innings over his four outings and struck out nine of the 15 batters he faced, allowed just 1 hit and 1 walk.
- Pitched in the Naturals' last game of the season, on September 18 vs. Frisco (TEX) and threw a scoreless inning with two strikeouts, then transferred to the Storm Chasers on September 20.

## 2021

- Opened the season at the alternate site in Springdale, Ark. and was activated by Omaha (AAA) on June 9, pitching in seven games out of the bullpen before he was recalled by the Royals on June 29 ... missed the final 33 games of the season with a left UCL sprain, placed on the 10-Day Injured List on August 29 and transferred to the 60-Day IL on September 15.
- Allowed one earned run over 8.1 innings (1.08 ERA) and surrendered five hits on four walks with eight strikeouts before being called back up to Kansas City.
- Appeared in 20 games with the Royals between late June and late August, with a 3.48 ERA (8 ER in 20.1 IP) ... set career highs with 20.2 innings and 23 strikeouts, while walking just six.
- Earned his first career win in his second appearance of the season, firing 2.0 scoreless innings on July 2 vs. Minnesota in a 7-4 win over the Twins.
- Recorded eight consecutive scoreless outings to end his season, from August 11 to 27, holding opponents to a .160 batting average (4-for-25) in that span with no extra-base hits and nine strikeouts.
- His 1.06 WHIP ranked tied 6th among American League left handers who threw at least 20.0 innings.

## 2020

- Made the Opening Day roster for the first time in his career, but only pitched in one game before being optioned on July 26 to the alternate training site, where he stayed for the rest of the season ... pitched 1.0 inning on July 26 vs. Cleveland and allowed a solo home run to José Ramirez.

## 2019

- Opened the season with Omaha (AAA) but made his Major League debut on April 9 vs Seattle (1.0 IP, 0 H, 0 R, 2 K) and pitched in 25 games across three stints with the Royals: April 9 to May 24, May 25 to 26 and July 26 to August 23 ... pitched in 24 games for the Storm Chasers, going 1-2 with four saves, a 3.08 ERA (9 ER in 26.1 IP and 29 strikeouts (9.91 K/9)) with just seven walks (4.14 K/BB).
- After throwing a 1-2-3 inning in his big league debut, allowed runs in just three of his first 15 appearances between April 9 and May 17, producing a 3.55 ERA (5 ER in 12.2 IP) ... allowed runs in nine of his last 10 games, posting a 14.73 ERA (12 ER in 7.1 IP) from May 22 to August 20.

## 2018

- Spent the entire season with Omaha (AAA), named the Paul Splittorff Pitcher of the Year, awarded annually to the top pitcher in Kansas City's Minor League system, also recognized as the Storm Chasers' Pitcher of the Year, his second-straight pitcher of the year award, having also won it with Wilmington (A+) in 2017.
- Made a career-high 46 relief appearances with Omaha, ranking 2nd among Pacific Coast League relievers with a .204 opponents' average (53-for-260), including a .147 batting average (14-for-94) after the All-Star break (July 13 to September 3).
- Only allowed three home runs (0.37 HR/9), including a 41.0-inning streak over his final 24 outings (June 14 to the end of season) without allowing a homer.

## AWARDS AND ACCOLADES

- 2018** Paul Splittorff Minor League Pitcher of the Year
- 2018** Pitcher of the Year, Omaha Storm Chasers (AAA)
- 2017** Pitcher of the Year, Wilmington Blue Rocks (A+)
- 2017** MiLB.com Organization All Star, LHP (WIL)
- 2017** Carolina League Midseason All-Star (WIL)

## CAREER HIGHS

**INNINGS:** 3.1 – 6/13/17 @ Lynchburg  
**STRIKEOUTS:** 5 (4x) – Last: 6/17/18 vs. El Paso  
**WALKS:** 3 – 7/28/17 vs. Springfield  
**HITS:** 4 (5x) – Last: 8/31/19 vs. Round Rock  
**EARNED RUNS:** 5 – 5/24/18 vs. New Orleans  
**HOME RUNS:** 2 – 7/4/21 vs. MINNESOTA  
**PITCHES THROWN:** 51 – 7/11/18 vs. Nashville  
**SCORELESS STREAK:** 26.0 IP – 5/1/17 to 6/30/17



## 2017

- Split the season between Wilmington (A) and NW Arkansas (AA), making 21 relief appearances at each level ... over 42 games pitched, combined to go 4-2 with a 1.62 ERA (12 ER in 66.2 IP) and 10 saves (14 chances).
- Named Wilmington's Pitcher of the Year and an MiLB.com Organization All-Star, while also selected to the Carolina League All-Star Game ... tossing a scoreless eighth inning for the North Division on June 20 at Haley Toyota Field in Salem, Virginia.
- Set a career-high with a 26.0-inning scoreless streak, from May 1 to June 30, as he did not allow a run across 15 straight appearances ... went 19 consecutive outings without allowing an earned run, from May 7 to July 14.

## 2016

- Split the season between the Surprise Royals (R) and Idaho Falls Chukars (R), combined to pitch 21 games in relief with a 1.80 ERA (5 ER in 25.0 IP) and 30 strikeouts.
- Began his professional career in the Arizona Rookie League and went 2-0 with a 1.74 ERA (2 ER in 10.1 IP) with three saves over eight outings, before getting promoted to the Pioneer League on July 28 ... pitched in 13 games for the Chukars and did not allow an earned run over his first seven appearances, spanning 8.0 innings.

## COLLEGE (2014-2016)

- Attended both East Georgia College (2014-15) and Kennesaw State University (2016)
- In his lone season at KSU, went 4-2 with a 2.96 ERA and 52 strikeouts in 45.2 innings, his 37 appearances that year were the second-most in program history.

## MISCELLANEOUS

- Full name is **Richard Tyler Lovelady**
- 2013:** Graduated from First Presbyterian High School in Macon, Georgia, the same high school as Storm Chasers pitcher Austin Cox.

## CAREER PITCHING

YEAR	CLUB	W	L	ERA	G	GS	CG	SHO	SV	SVO	IP	H	R	ER	HR	HB	BB	SO	WHIP	AVG
2016	Surprise (R)	2	0	1.74	8	0	0	0	3	3	10.1	4	5	2	0	0	2	14	0.58	.111
	Idaho Falls (R)	0	1	1.84	13	0	0	0	6	7	14.2	10	4	3	0	1	7	16	1.16	.200
2017	Wilmington (A+)	1	0	1.08	21	0	0	0	7	8	33.1	18	5	4	0	2	4	41	0.66	.154
	NW Arkansas (AA)	3	2	2.16	21	0	0	0	3	6	33.1	28	12	8	1	0	13	36	1.23	.228
2018	Omaha (AAA)	3	3	2.47	46	0	0	0	9	12	73.0	53	24	20	3	2	21	71	1.01	.204
2019	Omaha (AAA)	1	2	3.08	24	0	0	0	4	6	26.1	26	11	9	1	2	7	29	1.25	.265
	KANSAS CITY	0	3	7.65	25	0	0	0	0	1	20.0	30	17	17	2	1	8	17	1.90	.353
2020	KANSAS CITY	0	0	9.00	1	0	0	0	0	0	1.0	1	1	1	1	0	1	0	2.00	.333
2021	Omaha (AAA)	0	0	1.08	7	0	0	0	0	0	8.1	5	1	1	0	1	4	9	1.08	.179
	KANSAS CITY	2	0	3.48	20	0	0	0	1	1	20.2	16	9	8	3	1	6	23	1.06	.211
2022	NW Arkansas (AA)	0	0	0.00	1	0	0	0	0	0	1.0	0	0	0	0	1	0	2	0.00	.000
	Omaha (AAA)	0	0	0.00	3	0	0	0	0	0	3.0	1	0	0	0	0	1	7	0.67	.100
MAJOR LEAGUE TOTALS (3 SEASONS)		2	3	5.62	46	0	0	0	1	2	41.2	47	27	26	6	2	15	40	1.49	.287
MINOR LEAGUE TOTALS (6 SEASONS)		10	8	2.08	144	0	0	0	32	42	203.1	145	62	47	5	9	59	225	1.00	.200





# ALEC MARSH



**BATS**  
R

**THROWS**  
R

**HEIGHT**  
6'3"

**WEIGHT**  
220 LBS

**OPENING DAY AGE**  
24

**BORN:** May 14, 1998 in Waukesha, Wisconsin 🇺🇸  
**RESIDES:** Milwaukee, Wisconsin  
**ACQUIRED:** 2<sup>ND</sup>-Round (CBB) selection in the 2019 MLB Draft (70<sup>TH</sup> OVERALL)  
**COLLEGE:** Arizona State University (Tempe, Arizona)  
**HIGH SCHOOL:** Ronald Reagan High School (Milwaukee, Wisconsin)  
**PRO DEBUT:** June 18, 2019 (Idaho Falls) 2.0 IP, 0 R, 3 K vs. Missoula  
**40-MAN ROSTER:** Added by Kansas City on November 15, 2022

## 2022 SEASON

- Spent much of the season with NW Arkansas (AA) before a promotion to Omaha (AAA) after the Double-A season ended, making 25 of his career-high 27 starts with the Naturals.
- Was selected to the *SiriusXM* All-Star Futures Game, but did not appear in the game.
- Led all Royals farmhands with 156 strikeouts in 124.1 innings (11.3 K/9) and ranked tied 20th in all of Minor League Baseball ... also led the organization with 27 starts, while ranking third in innings pitched.
- His 147 strikeouts in Double-A set a Naturals franchise record for the affiliate and led the Texas League, while ranking fourth among all Double-A pitchers ... among Texas League pitchers who threw at least 75.0 innings, ranked 2nd with a 16.2% stringing strike %, 2nd with 11.57 K/9 and 4th with 27.42% K%.
- Threw the first two quality starts of his career this season, allowing three earned runs over 6.0 innings June 23 vs. Arkansas (SEA) and no runs in 6.0 innings on September 10 @ Wichita (MIN).
- Struck out 45 batters over five starts in May, the most strikeouts by a Naturals pitcher in a single month in club history, with at least eight strikeouts in every start.
- Over an 8-start stretch from April 30 to June 11, he recorded 64 strikeouts in 34.1 innings (16.8 K/9), including his back-to-back 10-strikeout starts on May 19 and 25.
- In his May 19 outing at Dickey-Stephens Park in North Little Rock, struck out franchise record eight straight batters during the 2nd and 4th innings ... the first Naturals pitcher to ever strike out more than six straight batters in one game, and just 2nd to strike out eight in a row during any stretch of time in a season.
- Set the Naturals' single-season strikeout record on August 30 @ Tulsa (LAD), breaking the previous mark of 134, set by left-hander Eric Skoglund in 2016.
- Promoted to Omaha on September 18 and made a pair of five-inning starts for the Storm Chasers, allowing two earned runs over 10.0 innings (1.80 ERA) with five hits and nine strikeouts, representing two of his five total starts in 2022 with fewer than two earned runs allowed ... Triple-A debut came on September 23 vs. Iowa (CHC).
- His 6.88 ERA between Double-A and Triple-A was the second-highest among 241 qualified pitchers in Minor League Baseball ... 16 losses was the most of any MiLB pitcher.
- Added to Kansas City's 40-man roster along with two other players, on November 15, 2022.

## AWARDS AND ACCOLADES

2022 *SiriusXM* All-Star Futures Game Selection (NWA)

## CAREER HIGHS

**INNINGS:** 6.1 – 5/31/22 vs. Corpus Christi  
**STRIKESOUTS:** 11 – 5/14/21 vs. Tulsa  
**WALKS:** 6 – 7/10/22 vs. Tulsa  
**HITS:** 10 (2x) – Last: 7/30/22 @ Wichita  
**EARNED RUNS:** 8 – 6/11/22 @ Tulsa  
**HOME RUNS:** 4 (2x) – Last: 6/17/22 vs. Arkansas  
**PITCHES THROWN:** 104 – 9/10/22 @ Wichita  
**SCORELESS STREAK:** 18.0 IP – 8/15/19 to 5/14/21



## 2021

- As a non-Roster invitee to Big League Spring Training, appeared in 2 Cactus League games, pitching to a 0.00 ERA (0 ER in 2.0 IP) with 2 K
- Broke camp with Northwest Arkansas (AA) and made six starts for the Naturals, before missing the remainder of the season with an injury ... went 1-3 with a 4.97 ERA (14 ER in 25.1 IP) while striking out 42 hitters.
- His 14.92 K/9 (42 K in 25.1 IP) ranked second in the Royals' Minor League system among pitchers who threw at least 25 innings.
- Named the inaugural Double-A Central Pitcher of the Week after making his very first Double-A appearance ... threw 5.0 hitless and scoreless innings, while walking three and striking out nine on 5/8 @ Arkansas (SEA) at Dickey-Stephens Park.
- Followed up his award-winning start with an 11-strikeout performance in his Arvest Ballpark debut on May 14 vs. Tulsa (LAD) ... began the season, his first 8.1 innings of Double-A Career with 8.1 hitless and scoreless innings, walking three with 16 strikeouts.
- Earned his first professional win in his third start of the season on May 21 @ Springfield (STL), allowing two runs across 5.0 innings while striking out seven at Hammond Field against the Cardinals.
- Struck out at least seven batters in each of his first four starts and led the Naturals pitching staff with 34 strikeouts in the month of May.
- Exited his start on June 15 @ San Antonio (SD) after just 1.2 innings and did not appear in a game the rest of the season for the Naturals.
- Made one appearance for the Surprise Saguaros in the Arizona Fall League, throwing 1.1 innings while striking out three on November 6 against the Mesa Solar Sox, while surrendering two home runs and taking the loss.
- Entered 2021 ranked by *Baseball America* as the No. 12 Royals prospect and MLB Pipeline's No. 12 prospect in the Royals system.

## 2020

- Spent part of the season at the Royals' Alternate Training Site in Kansas City, Kansas, then participated in the Royals' Postseason Instructional Camp at Kauffman Stadium in October.

- Pitched for the Eastern Reyes del Tigre (roughly translates to Eastern Tiger Kings) in the independent Constellation Energy League, which operated in Texas during July and August ... went 0-1 with a 4.50 ERA (2 ER in 4.0 IP), collecting six strikeouts ... his manager was former Royals pitching coach Dave Glendon (2011-2017).
- Entered 2020 ranked by *Baseball America* as the No. 23 Royals prospect and MLB Pipeline's No. 24 prospect in the Royals system.

## COLLEGE (2017-2019)

- Attended Arizona State University, where he was named to the Golden Spikes Award Mid-season Watch List and the Collegiate Baseball Hall of Fame Watch List of the National Pitcher of the Year as a junior in 2019, team won 21 straight to start the season.
- JUNIOR (2019):** Went 9-3 with a 3.17 ERA (34 ER in 96.2 IP) in 16 outings, including three double-digit strikeout effort ... tossed a three-hit complete game with nine strikeouts in a 4-1 win vs. #3 Oregon State on April 12, 2019, which is when the Royals first took notice of him as they were at the game scouting OSU catcher and eventual 2019 1st overall pick Adley Rutschman.
- Allowed three earned runs or fewer in 31 of his last 34 appearances dating back to his freshman season ... dating back to sophomore season, Marsh posted a quality start (6+ innings pitched with 3 or fewer earned runs allowed) in 16 of his 23 starts since assuming ASU's Friday Night starter role midway through the 2018 season.
- Struggled his freshman year with Sun Devils ... finished 2017 with an 8.14 ERA in 11 appearances and 21.0 innings.

## MISCELLANEOUS

- Enters 2023 ranked by *Baseball America* as the No. 14 Royals prospect and the No. 16 prospect in the system according to MLB Pipeline.
- Full name is **Alec Tylar Michael Marsh**
- 2016: Graduated from Ronald Reagan High School in Milwaukee, where he posted a 1.21 ERA, while batting .474 during his senior campaign and served as team captain.

## CAREER PITCHING

YEAR	CLUB	W	L	ERA	G	GS	CG	SHO	SV	SVO	IP	H	R	ER	HR	HB	BB	SO	WHIP	AVG
2019	Idaho Falls (R) 🍀	0	1	4.05	13	13	0	0	0	0	33.1	30	16	15	5	0	4	38	1.02	.238
2020		Did not play (no minor league season)																		
2021	NW Arkansas (AA) 🍀	1	3	4.97	6	6	0	0	0	0	25.1	20	14	14	4	1	13	42	1.30	.217
2022	NW Arkansas (AA)	1	15	7.32	25	25	0	0	0	0	114.1	137	101	93	27	6	54	147	1.67	.290
	Omaha (AAA)	1	1	1.80	2	2	0	0	0	0	10.0	5	2	2	1	1	5	9	1.00	.135
<b>MINOR LEAGUE TOTALS (3 SEASONS)</b>		<b>3</b>	<b>20</b>	<b>6.10</b>	<b>46</b>	<b>46</b>	<b>0</b>	<b>0</b>	<b>0</b>	<b>0</b>	<b>183.0</b>	<b>192</b>	<b>133</b>	<b>124</b>	<b>37</b>	<b>8</b>	<b>76</b>	<b>236</b>	<b>1.46</b>	<b>.264</b>

STORM CHASERS ORGANIZATION

2023 OMAHA STORM CHASERS

2022 SEASON IN REVIEW

PLAYER & COACH DATABASE

HISTORY & RECORDS

INTERNATIONAL LEAGUE

ROYALS ORGANIZATION

GENERAL INFORMATION



# MARCELO MARTINEZ



**BATS**  
L

**THROWS**  
L

**HEIGHT**  
6'2"

**WEIGHT**  
190 LBS

**OPENING DAY AGE**  
26

**BORN:** August 10, 1996 in Reynosa, México 🇲🇪

**RESIDES:** Reynosa, México

**ACQUIRED:** March 7, 2018 – Signed as an International Free Agent

**PRO DEBUT:** June 21, 2018 (Idaho Falls) 2.0 IP, 0 ER, 3 K @ Grand Junction

## 2022 SEASON

- Spent the majority of the season with Omaha (AAA), appearing in 27 games with the Storm Chasers but also made three starts with NW Arkansas (AA) in a stint from May 3 to 21.
- Made 15 starts with Omaha, while making 12 relief appearances as well, making a season-high five straight starts between June 19 and July 13.
- Held his opponent to less than two earned runs in 12 of his 27 appearances with Omaha, including five starts.
- Went career-best 7.1 innings on July 7 vs. Toledo (DET) with just one earned run allowed, his first of two quality starts with the Chasers on the season ... on August 31 @ St. Paul (MIN), held the Saints to one earned run over 6.0 innings while tying a season-high with nine strikeouts (also accomplished in 5.2 innings on July 1 @ St. Paul).
- 9 of his 11 relief appearances with Omaha were 2.0 innings or longer, including 4.0 scoreless frames on July 22 vs. Iowa (CHC) as he allowed just one hit with two strikeouts.
- His best month on the mound came in August, pitching to a 3.92 ERA (9 ER in 29.2 IP) with the Storm Chasers, across six outings (three starts) with 26 strikeouts.
- Despite being a southpaw, had reverse splits as lefties hit him better with a .333 average (52-for-156) and 1.071 OPS compared to right-handed hitters, who hit just .227 (52-for-229) with a .699 OPS.
- Fired a quality start in his first Double-A outing of the year with the Nationals on May 4 @ Springfield (STL), holding the Cardinals to one earned run on two hits and one walk with seven strikeouts ... struck out at least five batters in each of his three Double-A starts before returning to Triple-A.

## AWARDS AND ACCOLADES

**2022** Kansas City Royals Carlos Fortuna Award

**2018** Pitcher of the Year, Burlington Royals (R)

**2018** Baseball America Rookie All-Star (BUR)

## CAREER HIGHS

**INNINGS:** 7.1 – 7/7/22 vs. Toledo

**STRIKEOUTS:** 12 (2x) – Last: 8/1/18 @ Pulaski

**WALKS:** 6 – 5/10/22 vs. Wichita

**HITS:** 10 – 7/13/21 @ Indianapolis

**EARNED RUNS:** 8 (3x) – Last: 9/11/22 vs. Indianapolis

**HOME RUNS:** 3 (3x) – Last: 9/17/22 @ Columbus

**PITCHES THROWN:** 104 – 7/30/19 vs. Fayetteville

**SCORELESS STREAK:** 14.0 IP – 7/25/18 to 8/13/18



## 2021

- Began the season with Northwest Arkansas (AA), promoted to Omaha (AAA) on June 15, where he pitched for the remainder of the season ... combined to go 6-9 with a 5.11 ERA (64 ER in 112.2 IP), while striking out 117 across 25 appearances (24 starts).
- Between the two levels, combined to lead all Royals Minor League pitchers with 24 starts and 112.2 innings pitched, while also leading the Storm Chasers in games started (17), while ranking second on the team in innings pitched (84.1) and fourth in strikeouts (84) ... ranked 4th in the system with 117 strikeouts.
- With the Nationals, made seven starts, striking out 33 across 28.1 innings pitched ... allowed one run or less in four of his seven Double-A appearances, including each of his last three.
- In the month of June, before his promotion to Triple-A, went 1-0 with a 1.59 ERA (2 ER in 11.1 IP) across three starts, striking out 19 while walking three.
- Named the Double-A Central Pitcher of the Week for the week of June 6, throwing 5.0 innings of one-run ball with 9 strikeouts against Tulsa (LAD) on 6/1 ... pitched an additional 1.1 scoreless innings with two strikeouts in the 6/6 game against Tulsa that was suspended in the top of the 2nd due to rain, was later made up in July after his promotion to Omaha.
- With Omaha, went 5-1 with a 2.82 ERA across 44.2 innings in nine appearances (eight starts) on the road and 0-6 with a 7.71 ERA across 39.2 innings at home.
- Pitched at least 5.0 innings in 11 of 17 starts with the Chasers, completing 6.0 innings or more a team-best six times.
- Posted a 3.08 ERA in a team-high 26.1 innings in July, striking out 28 and walking eight across six appearances (5 starts).
- Went 19.1 innings from 9/2 to 9/29 without issuing a walk, a streak that spanned his last five starts of the season.

- With Wilmington, he made 21 starts (25 appearances), going 6-7 with a 4.23 ERA (57 ER in 121.1 IP) in with 108 strikeouts to just 37 walks (2.92 K/BB).
- Made one postseason appearance for the Blue Rocks, pitching two scoreless innings out of the bullpen on September 4, striking out three against the Salem Red Sox in the team's first postseason game of their run to the Mills Cup.

## 2018

- Spent most of the season with the Burlington Royals (R) and was named Burlington Pitcher of the Year in his professional debut ... began the season with a pair of starts for Idaho Falls (R) in the Pioneer League before joining Burlington.
- Led the Appalachian League in ERA (2.68), strikeouts (71), K/9 (11.2), opponents average (.216) and WHIP (1.00) ... also named a Baseball America Rookie All-Star for his efforts in the Appy League.
- In consecutive starts on August 1 and 7, he recorded 6.0 scoreless innings on one hit and 12 strikeouts, against the Pulaski Yankees, followed by 6.0 no-hit, scoreless innings with 10 strikeouts against the Danville Braves ... the August 1 start earned him Appalachian League Pitcher of the Week honors, and he was later named Burlington's Pitcher of the Month for August.
- Upon the conclusion of the Appalachian League season, joined Lexington (A) and struck out nine over six innings to earn a win on August 31 @ Greenville (BOS) ... pitched twice out of the bullpen for the Legends in the postseason, allowing one earned run with four strikeouts over 2.2 innings.

## MISCELLANEOUS

- Pitched four games in the Mexico League in 2017 with three strikeouts and a 3.00 ERA (1 ER in 3.0 IP)
- Since 2017, has pitched in the Mexican Pacific Winter League for the Naranjeros de Hermosillo, as well as the Aguilas De Mexicali in 2022 ... across five seasons, he's pitched in 72 games (8 starts) with 136 strikeouts and a 2.11 ERA (28 ER in 119.2 IP) ... signed with Royals after a strong first season in MPWL ... pitched a career-high 39.0 innings in the 2022/23 season, with a 2.08 ERA and 43 strikeouts.

## CAREER PITCHING

YEAR	CLUB	W	L	ERA	G	GS	CG	SHO	SV	SVO	IP	H	R	ER	HR	HB	BB	SO	WHIP	AVG	
2018	Idaho Falls (R)	0	1	1.50	2	0	0	0	0	0	6.0	4	1	1	1	0	2	10	1.00	.190	
	Burlington (R)	5	3	2.68	10	10	1	1	0	0	57.0	46	18	17	3	0	11	71	1.00	.216	
	Lexington (A) ○	1	0	4.50	1	1	0	0	0	0	6.0	4	3	3	1	0	1	9	0.83	.182	
2019	Lexington (A) ○	0	0	2.00	2	0	0	0	1	1	9.0	9	2	2	1	0	0	10	1.00	.250	
	Wilmington (A+) ○	6	7	4.23	25	21	0	0	1	1	121.1	112	59	57	16	1	37	108	1.23	.243	
2020	Did not play (no minor league season)																				
2021	NW Arkansas (AA) ○	1	2	5.08	7	7	0	0	0	0	28.1	21	16	16	7	0	11	33	1.13	.206	
	Omaha (AAA)	5	7	5.12	18	17	0	0	0	0	84.1	90	52	48	19	3	27	84	1.39	.268	
2022	NW Arkansas (AA)	1	0	2.57	3	3	0	0	0	0	14.0	6	4	4	2	0	7	17	0.93	.125	
	Omaha (AAA)	5	6	6.70	27	15	0	0	0	0	95.5	104	78	71	21	4	46	98	1.57	.270	
MINOR LEAGUE TOTALS (4 SEASONS)		24	26	4.68	95	74	1	1	2	2	421.1	396	233	219	71	8	142	440	1.28	.244	



# SEULY MATIAS

soo-lee mah-TEE-as



**BATS**  
R

**THROWS**  
R

**HEIGHT**  
6'3"

**WEIGHT**  
235 LBS

**OPENING DAY AGE**  
24

**BORN:** September 4, 1998 in La Isabela, Dominican Republic 🇩🇪

**RESIDES:** La Isabela, Puerto Plata, Dominican Republic

**ACQUIRED:** December 13, 2022 – Signed as a Minor League Free Agent

**SIGNED:** July 4, 2015 – Signed with Kansas City as an International Free Agent

**PRO DEBUT:** June 6, 2016 (DSL Royals) 1-for-4, 2B @ DSL Rays 1

## 2022 SEASON

- Spent the entire season with NW Arkansas (AA) and played in a career-high 99 games, slashing .225/.330/.424 (78-for-347) with 16 home runs and 63 runs batted in ... spent a week on the Injured List from June 12-19 after being hit by a pitch on June 10 @ Tulsa (LAD).
- On top of games played, set career highs in at-bats, doubles (15) and walks (48), while falling one RBI short of tying his career-high in runs batted in ... tied with Tucker Bradley for the Nationals team lead in triples (3), tied second on the team in home runs and ranked fourth in runs batted in.
- Responsible for the Nationals' first two walk-off hits of the season: hit the 14th walk-off home run in club history on June 4 vs. Corpus Christi (HOU), a two-run homer to left field in the 10th inning hat at the time was his team-leading 9th HR of the season ... also drove a walk-off single to right-center field on July 4 to beat the Tulsa Drillers (LAD) 7-6 in 10 innings.
- Five of his 10 hits in the month of June were home runs, including two on June 28 @ Amarillo, the ninth two-homer game of his career, also drove in a career-best six runs as part of a 3-for-5 effort in a 20-6 win over the Sod Poodles.
- Despite not homering, produced his best single-month OPS in July at .798, while hitting .266 (17-for-64) with eight runs batted in and 11 runs batted in ... best batting average came in September as he hit .268 (10-for-35) across 13 games with seven runs batted in and a home run in the final day of the season against Frisco (TEX), a two-run shot in the bottom of the ninth inning to help force extra innings.
- Recorded six outfield assists from right field tied for the third time in his last four seasons, tied for the most at a single position by a Nationals outfielder in 2022 (Tucker Bradley: 6 in LF, John Rave: 6 in CF).
- Hit over 100 points better in road games compared to home contests ... slashed .277/.357/.505 (51-for-184) away from home, compared to .166/.302/.331 (27-for-163) at Arvest Ballpark.

## AWARDS AND ACCOLADES

**2021** Arizona Fall League Rising Star (All-Star)

**2018** Co-Player of the Year, Lexington Legends (A)

**2018** SiriusXM All-Star Futures Game Selection (World Team)

**2018** South Atlantic League Midseason All-Star (LX)

**2018** South Atlantic League Postseason All-Star (LX)

**2018** MiLB.com Organization All-Star, OF (LX)

## CAREER HIGHS

**HITS:** 3 (17x) – Last: 9/15/22 vs. Frisco  
**RUNS:** 3 (4x) – Last: 5/28/22 @ Midland  
**DOUBLES:** 2 (5x) – Last: 6/6/19 vs. Fayetteville  
**HOME RUNS:** 2 (9x) – Last: 6/28/22 @ Amarillo  
**RUNS BATTED IN:** 6 – 6/28/22 @ Amarillo  
**WALKS:** 3 – 5/4/22 @ Springfield  
**STEALS:** 1 (23x) – Last: 9/15/22 vs. Frisco  
**HIT STREAK:** 6 Games (5x) – Last: 7/13/22 to 7/27/22  
**ON-BASE STREAK:** 14 Games – 7/13/16 to 7/29/16

## 2021

- Split the season between Quad Cities (A+) and Northwest Arkansas (AA), with a rehab appearance for the ACL Royals Gold, playing in 64 total games with a .213/.309/.511 (50-for-235) slash line.
- Opened the season with the River Bandits, but was placed on Injured List on May 21 and missed over a month ... returned to Quad Cities' lineup on July 13 and slugged .610 with 10 home runs and 25 RBI in his next 25 games ... since returning from the I.L., led the River Bandits in home runs (10) and was tied for the team lead in RBI (25) in that period before his promotion to Nationals.
- Assigned to the Nationals on August 17 ... recorded an outfield assist in his first inning on August 18, adding his first Double-A homer two days later on August 20.
- Named the Double-A Central Player of the Week the last week of the regular season (September 13 to 19), hitting .348 (8-for-23) with a league best .22 total bases and 1.357 OPS, while homering four times and driving in five runs.
- Assigned to the Surprise Saguaros in the Arizona Fall League ... slashed .188/.287/.425 (15-for-80) but tied for the team lead both with six home runs and 20 runs batted in ... named to the league's All Star Game as a Rising Star.

## 2020

- Returned healthy after an early end to 2019 and spent the season at the Royals' alternate training site in Kansas City, Kansas ... also participated in the club's postseason camp at Kauffman Stadium.

## 2019

- Limited to just 57 games with Wilmington (A+), hit .147 with 4 home runs in 57 games ... placed on the Injured List on June 13 with a broken hand and did not return during the regular season

- Recorded his sixth career multi-homer game on April 14 at Carolina ... all four homers in 2019 came in the month of April.

## 2018

- Named Lexington's (A) co-Player of the Year, hitting 31 homers, which ranked 6th in the Minors, despite playing just 94 games ... the highest home run total by a Royals Minor League player since Matt Fields hit 31 in 2013 with NW Arkansas (AA).
- Suffered a season-ending injury on Aug. 13, at which point he was tied for the Minor League lead in home runs, a freak accident when he caught his thumb in the cargo door of the team bus.
- Named a South Atlantic League mid-season and postseason All-Star ... participated in the SiriusXM All-Star Futures Game in Washington, D.C., going 2-for-3 with a home run ... tabbed an MiLB.com Organization All-Star.

## 2017

- Spent the entire year with Burlington (R), his first full season in the United States and tied for the Appy League lead with five sacrifice flies.

## 2016

- Opened the year with the Dominican Royals, but was moved to Surprise (Rookie) on June 20 ... tied for the AZL lead in homers (8), tied second in extra-base hits (21) and tied third in total bases (82).

## MISCELLANEOUS

- Ranked in the *Baseball America* Royals prospect rankings seven consecutive seasons (2016 Royals #28, 2017 #11, 2018 #3, 2019 #8, 2020 #16, 2021 #24, 2022 #31) ... rated by BA as the Best Outfield Arm in the Kansas City Royals system five years in a row, 2018-22 and best Power Hitter in the Royals system 3 years in a row, 2019-21.
- Inspired by MLB players Carlos Gomez and Nelson Cruz, both mentors.

## CAREER BATTING

YEAR	CLUB	AVG	G	AB	R	H	TB	2B	3B	HR	RBI	BB	IBB	SO	SB	CS	OBP	SLG	OPS
2016	DSL Royals (R)	.125	7	24	2	3	4	1	0	0	2	2	0	13	0	0	.222	.167	.389
	Surprise (R)	.250	46	172	32	43	82	11	2	8	29	22	1	73	2	4	.348	.477	825
2017	Burlington (R)	.243	57	222	27	54	94	13	3	7	36	16	1	72	2	1	.297	.423	720
2018	Lexington (A) ○	.231	94	338	62	78	186	13	1	31	63	24	1	131	6	0	.303	.550	853
2019	Wilmington (A+) ○	.148	57	189	23	28	58	10	4	4	22	25	0	98	2	4	.259	.307	566
2020																			
2021	ACL Royals Gold (R)	.364	5	11	4	4	8	1	0	1	5	4	0	5	0	0	.529	.727	1,256
	Quad Cities (A+) ○	.213	36	141	26	30	71	5	3	10	28	12	0	58	3	0	.302	.504	806
	NW Arkansas (AA)	.193	23	83	14	16	41	4	0	7	14	8	0	35	2	0	.280	.494	774
2022	NW Arkansas (AA)	.225	99	347	49	78	147	15	3	16	62	48	0	139	6	1	.330	.424	754
MINOR LEAGUE TOTALS (6 SEASONS)		.219	424	1527	239	334	691	73	16	84	261	161	3	624	23	10	.308	.453	761

STORM CHASERS ORGANIZATION

2023 OMAHA STORM CHASERS

2022 SEASON IN REVIEW

PLAYER & COACH DATABASE

HISTORY & RECORDS

INTERNATIONAL LEAGUE

ROYALS ORGANIZATION

GENERAL INFORMATION





# MIKE MAYERS

MY-ers

<b>BATS</b>	<b>THROWS</b>
R	R
<b>HEIGHT</b>	<b>WEIGHT</b>
6'2"	220 LBS
<b>OPENING DAY AGE</b>	
31	

**BORN:** December 6, 1991 in Grove City, Ohio   
**RESIDES:** Naples, Florida  
**ACQUIRED:** December 22, 2022 – Signed as a Minor League Free Agent  
**DRAFTED:** St. Louis' 3<sup>rd</sup>-Round pick in the 2013 MLB Draft (93<sup>rd</sup> OVERALL)  
**COLLEGE:** University of Mississippi (Oxford, Mississippi)  
**HIGH SCHOOL:** Grove City High School (Grove City, Ohio)  
**PRO DEBUT:** July 2, 2013 (GCL Cardinals) 2.0 IP, 1 ER, 2 K @ GCL Mets  
**MLB DEBUT:** July 24, 2016 (ST. LOUIS) 1.1 P, 9 ER, 1 K VS. LOS ANGELES (NL)  
**MLB SERVICE TIME:** 4 Years, 134 Days



RIGHT-HANDED PITCHER

## 2022 SEASON

- Spent much of the season in the Major Leagues with the Los Angeles Angels, as he made 24 appearances (three starts) and went 1-1 with a 5.68 ERA (32 ER in 50.2 IP) ... was Designated for Assignment on May 26 and outrighted off the 40-man roster on June 2 and made eight starts for the Salt Lake Bees (AAA) before he returned to the Angels on August 6, where he finished the season.
- Pitched out of the bullpen for most of the season with the Angels and allowed five runs over his first two appearances (0.2 IP), then from April 17 to May 14, he pitched to a 0.82 ERA (1 ER in 11.0 IP) over 10 games, a stretch that represented 9 of his 11 scoreless outings during the season.
- Made his three starts consecutively between late August and early September and went 0-1 with a 4.30 ERA (7 ER in 14.2 IP), including 5.0 scoreless innings with just 2 hits allowed on August 24 @ Tampa Bay, and 5.2 innings of 2-run ball on September 6 vs. Detroit.
- Pitched 12 games at Angel Stadium and on the road, but pitched much better away from Anaheim, with a 3.28 ERA (9 ER in 24.2 IP) and .187 opponents' average on the road, but struggled at home and pitched to a 7.96 ERA (23 ER in 26.0 IP) with a .318 opponents' average.
- Pitching in Triple-A from June 3 to August 5, he made eight starts and struck out 34 batters over 33.0 innings, holding opposing hitters to a .236 batting average in the hitter-friendly Pacific Coast League.
- Was Designated for Assignment again by Los Angeles on September 27 and outrighted to Triple-A on October 2 ... elected free agency on October 5, 2022 and signed a Minor League contract with Kansas City on December 22, 2022.

## AWARDS AND ACCOLADES

- 2020** American League Reliever of the Month, Sept. (LAA)
- 2016** Texas League Midseason All-Star (SPR)

## CAREER HIGHS

**INNINGS:** 9.0 – 5/2/15 @ Arkansas  
**STRIKEOUTS:** 10 (2x) – Last: 6/3/17 vs. Omaha  
**WALKS:** 4 (5x) – Last: 5/1/17 vs. Round Rock  
**HITS:** 11 – 5/5/15 @ Jupiter  
**EARNED RUNS:** 9 – 7/24/16 vs. LOS ANGELES (NL)  
**HOME RUNS:** 3 (4x) – Last: 8/30/22 vs. NEW YORK (AL)  
**PITCHES THROWN:** 102 (2x) – Last: 6/3/17 vs. Omaha  
**SCORELESS STREAK:** 19.1 IP (2x) – Last: 8/24/20 to 9/23/20



## 2021

- For the second straight season, spent the entire year in the Major Leagues with the Los Angeles Angels and appeared in a career-high 72 games.
- 72 appearances ranked 2nd on the Angels, tied for 4th in the American League and tied for 8th in all of Major League Baseball ... 72 pitching appearances also tied for 9th-most in a season in Angels history ... set single-season career highs at the Major League level in wins (five), starts (two), innings pitched (75.0) and strikeouts (90).
- Among American League pitchers who threw at least 75.0 IP, ranked 8th with 10.8 K/9 rate (90 K in 75.0 IP).
- Pitched well on the road, with a 2.91 ERA (11 ER in 34.0 IP) and 47 strikeouts (12.4 K/9) away from Angel Stadium, compared to a 4.61 ERA (21 ER in 41.0 IP) with 43 strikeouts (9.4 K/9) in home games.
- After earning five wins across his first five Major League seasons, picked up five more in 2021 to double his career total ... also recorded two saves, matching his mark in 2020 and bringing his career total to five.
- In a three-outing span, made two starts in "bullpen games" for the Angels, at home on August 30 against the Yankees (2.0 IP, 3 H, 2 R, 0 BB, 1 K) and again on September 8 @ San Diego (1.2 IP, 3 H, 2 R, 1 BB, 1 K) ... prior to these two starts, his last Major League start came in his MLB debut for the Cardinals on July 24, 2016 vs. Los Angeles (NL).
- Just like he was in 2020, was dominant in the month of September and pitched to a 1.69 ERA (2 ER in 10.2 IP) with 13 strikeouts over 10 appearances, including a streak of nine consecutive scoreless appearances from September 11 to October 1.

## 2020

- After being claimed off waivers by the Los Angeles Angels in November 2019, was one of the American League's best relief pitchers in 2022 as he pitched in 29 of the Angels' 60 games (48.3%).
- Among American League pitchers who threw at least 30.0 innings, ranked 1st in opponent batting average (.167) and opponent OPS (.484), 3rd in ERA (2.10), 3rd in K/9 (12.9), 5th in WHIP (0.90) and 8th in HR/9 (0.60) ... struck out 35.5% of the batter he faced (43 K of 121 BF), the 3rd-highest rate in the American League and 6th-best in all of Major League Baseball.
- Was named the American League Reliever of the Month in September, the first Angels pitcher to receive this monthly honors since the award was reintroduced in 2017 ... over 14 appearances, went 2-0 with two saves and a 0.98 ERA (2 ER in 18.1 IP) and 25 strikeouts (12.3 K/9) while allowing just five walks (5.0 K/BB) ... allowed only seven hits, including just one for extra-bases, as he held opposing hitters to a .113 batting average (7-for-62) in September.
- From September 5 to 21, threw 13.2 innings of relief without allowing a hit, a streak that spanned nine consecutive scoreless outings ... struck out 17 in that span while walking just two.
- Did not allow a run over 19.0 innings, from August 31 to September 23, a 14-outing span that ranked as tied for the 8th-longest in MLB in 2020 by games pitched, the 2nd-longest by innings pitched ... struck out 26 and walked just four (6.5 K/BB) while holding opposing hitters to a .081 average (5-for-62).

## 2019

- For the second straight year, made the St. Louis Cardinals Opening Day roster and pitched in 16 games over three stints in Major Leagues (Opening Day-April 16, July 23-August 4, September 1-October 1) ... missed a large portion of the season, was out of action in the big leagues from April 16 to July 23, initially placed on the 10-Day Injured List, then transferred to the 60-Day Injured List on June 17 with a right shoulder lat strain.
- Pitched in 20 games over two stints with the Memphis Redbirds (AAA) and thrived with the team in August after being Designated for Assignment by St. Louis on August 4 ... across 10 August appearances in Triple-A, recorded six saves and pitched to a 1.80 ERA (2 ER in 10.0 IP) with 10 hits allowed, three walks and 15 strikeouts ... did not allow a run in his first seven outings of the month with the Redbirds.
- When combining his numbers in 36 games between St. Louis and Memphis, had a .211 opponents' batting average (15-for-71) when pitching with runners on base.
- Claimed off waivers by the Los Angeles Angels on November 1, 2019.

## 2018

- Made his first Opening Day roster in the Major Leagues and pitched in 50 games for the St. Louis Cardinals across seven stints (Opening Day-April 9, April 12-16, April 27-May 1, May 6-7, May 10-30, May 31-June 5, June 8-August 26 and September 11 through the end of the season) ... on the 10-Day Disabled List with right shoulder inflammation from August 26-September 11 ... also pitched in five games for the eventual Triple-A National Champion Memphis Redbirds (AAA).
- Recorded first Major League save in his third game of the season on April 12 @ Cincinnati, as he threw scoreless 3.0 innings and allowed two hits and one walk with two strikeouts.
- Allowed multiple runs in just 8 of his 50 outings, with 31 scoreless outings ... had 12 perfect outings where he retired every batter he faced, including 2.0 innings on July 21 @ Chicago (NL) ... had two one-pitch outings, including a May 23 vs. Kansas City, where he got Salvador Perez to pop out to end the top of the 10th inning.
- Earned three saves in five Triple-A games and three 7.2 scoreless innings for Memphis, while striking out eight ... had a .185 opponents' batting average (5-for-27) ... made three appearances in April, one in May and one in June.

## 2017

- Spent most of season with the Memphis Redbirds (AAA), but also pitched three games for the St. Louis Cardinals across three stints (June 25-July 3, July 26-27 and August 18-19) in the Major Leagues, totaling 4.2 innings of relief.
- Began the season in the Memphis rotation and made 15 starts at Triple-A before converting to a relief role in mid-July.
- As a starter with the Redbirds, went 5-6 with a 3.71 ERA (33 ER in 80.0 IP), with 70 strikeouts and 28 walks, to go along with a .281 opponents' batting average ... improved with his move to the bullpen, with a had a 2.12 ERA (7 ER in 29.2 IP) as a reliever in Memphis with 27 strikeouts and a .236 batting average against.
- Made six postseason appearances for Memphis, as the Redbirds won the Pacific Coast League and played the Durham Bulls (TB) in the Triple-A National Championship game ... did not allow a run over 11.0 innings of work, as he struck out and kept opposing hitters to a .162 batting average (6-for-37) ... threw a scoreless 8th inning in the National Championship game on September 19th at PNC Field in Mooresville, Pennsylvania though Memphis lost to Durham, 5-3.

# MIKE MAYERS (CONT.)

## 2016

- ♣ Made his Major League debut with the St. Louis Cardinals on July 24 against the Los Angeles Dodgers at Busch Stadium and pitched in four big league games, as he went 1-1 over 5.1 innings.
- ♣ Between the Springfield Cardinals (AA) and Memphis Redbirds (AAA), made 25 Minor League starts and went 9-10 with a 3.19 ERA (51 ER in 144.0 IP).
- ♣ Began the season in Double-A and made nine of his first 10 starts with Springfield, as he pitched to a 2.30 ERA (14 ER in 54.2 IP), recognized as a Texas League Midseason All-Star but did not pitch in the game (held at Springfield's Hammons Field on June 29) after being promoted to Triple-A on May 31.
- ♣ Made a spot start with Memphis on May 16 and returned to Springfield to make two more starts before being called back up to Triple-A at the end of the month, where he pitched for the rest of the Minor League season.
- ♣ Made Major League debut on July 24 against the Dodgers but was optioned back to Memphis the next day ... pitched 1.1 innings in his first big league game, but surrendered nine runs on eight hits (two home runs) while walking two and striking out just one ... after making seven more starts in Triple-A, was called back up to the big league club on September 6 and earned his first MLB win that night @ Pittsburgh, throwing 1.0 scoreless inning against the Pirates at PNC Park.
- ♣ Made 10 quality starts between Springfield (four) and Memphis (six), including a 6.0-inning complete game on August 8 @ New Orleans, as he allowed one unearned run on three hits and no walks with six strikeouts in a 1-0 loss to the Zephyrs in Game 1 of a doubleheader at Zephyr Field.

## 2015

- ♣ Split an injury-shortened season between the GCL Cardinals (R) and Springfield Cardinals (AA), as he went a combined 2-4 with a 5.87 ERA (35 ER in 53.2 IP) and 43 strikeouts in 12 starts ... spent two stints on the Disabled List (May 14-July 18 and July 29 through the end of the season), dealing with a right elbow strain.
- ♣ Around a pair of rehab starts in the Gulf Coast League in early July, primarily pitched for Springfield and made 10 starts at Double-A, recording a 6.56 ERA (34 ER in 46.0 IP) with 36 strikeouts.
- ♣ Threw the first complete game shutout of his professional career in his fifth start of the year, on May 5 @ Arkansas (AA) as he held the Travelers to four hits and three walks while striking out five over 9.0 innings.

## 2014

- ♣ Began the season in High-A and ended in Triple-A, beginning with the Palm Beach Cardinals (A+), then assigned to the Springfield Cardinals (AA) on June 19 and promoted to the Memphis Redbirds (AAA) on August 31 to end his season ... combined between the three levels, made a career-high 26 starts and had a 3.39 ERA (58 ER in 154.0 IP) with decisions in 20 of those starts ... also threw at least 6.0 innings in 20 of his 26 outings.
- ♣ Among Cardinals Minor League pitchers, ranked tied 2nd in starts, 3rd in innings pitched (154.0), 4th in strikeouts (117) and 9th in earned run average (3.39).
- ♣ Made his Triple-A debut September 1 @ New Orleans (MIA) and allowed five runs on nine hits with four strikeouts over 5.0 innings and took a no-decision in a 7-6 extra-inning win for the Redbirds.

## 2013

- ♣ Split his first professional season between the GCL Cardinals (R) in the Gulf Coast League and Peoria Chiefs (A) in the Midwest League, combining to pitch in 10 games (eight starts) with a 2.97 ERA (13 ER in 36.1 IP).
- ♣ Earned the win in his professional debut on July 2 @ GCL Mets (7/2) and allowed one run over 2.0 innings out of the bullpen.
- ♣ Was promoted to Class-A Peoria on July 31 and started all five games he pitched for the Chiefs and went 0-3, including a pair of quality starts.

## COLLEGE (2011-2013)

- ♣ Attended the University of Mississippi where he held a 12-9 record with a 3.43 ERA (82 ER in 215.0 IP) over three seasons in Oxford ... struck out 171 of the 387 batters he faced (44.2 K%).
- ♣ Was teammates with future Major Leaguers Bobby Wahl (2011-12), Chris Ellis (2012) and Jacob Waguespack (2013).
- ♣ Played for the Bourne Braves in the Cape Cod League in 2012, where he was teammates with future Major Leaguers Chad Green, Colin Moran and Austin Wynns.

## MISCELLANEOUS

- ♣ Full name is **Michael Christopher Mayers**.
- ♣ Attended Grove City HS (OH), where he played baseball and also lettered three years in basketball and two years in football (quarterback).
- ♣ Learned his cutter after seeing a social media post of a baseball that Mariano Rivera had marked for Roy Halladay to help him with his cutter grip.

## CAREER PITCHING

YEAR	CLUB	W	L	ERA	G	GS	CG	SHO	SV	SVO	IP	H	R	ER	HR	HB	BB	SO	WHIP	AVG
2013	GCL Cardinals (R)	1	0	1.50	5	3	0	0	0	0	12.0	6	4	2	1	0	6	13	1.00	.146
	Peoria (A)	0	3	3.70	5	5	0	0	0	0	24.1	29	10	10	2	1	5	14	1.40	.302
2014	Palm Beach (A+)	2	7	3.72	12	12	1	0	0	0	72.2	84	35	30	5	2	13	61	1.33	.294
	Springfield (AA)	6	5	2.83	13	13	0	0	0	0	76.1	81	29	24	2	4	23	52	1.36	.277
	Memphis (AAA)	0	0	7.20	1	1	0	0	0	0	5.0	9	5	4	2	0	1	4	2.00	.409
2015	GCL Cardinals (R)	1	0	1.29	2	2	0	0	0	0	7.0	6	1	1	0	0	0	7	0.86	.250
	Springfield (AA)	1	4	6.56	10	10	1	1	0	0	46.2	53	39	34	8	5	21	36	1.59	.291
2016	Springfield (AA)	5	2	2.30	9	9	0	0	0	0	54.2	47	17	14	4	1	17	43	1.17	.229
	Memphis (AAA)	4	8	3.73	16	16	1	0	0	0	89.1	87	44	37	8	5	31	84	1.32	.256
	ST. LOUIS	1	1	27.00	4	1	0	0	0	0	5.1	16	16	16	3	1	3	2	3.56	.533
2017	Memphis (AAA) ○	5	6	3.28	31	15	0	0	0	0	109.2	117	44	40	12	4	32	97	1.36	.270
	ST. LOUIS	0	0	11.57	3	0	0	0	0	0	4.2	8	8	6	2	0	4	3	2.57	.421
2018	Memphis (AAA) ○	0	0	0.00	5	0	0	0	3	3	7.2	5	0	0	0	0	4	8	1.17	.185
	ST. LOUIS	2	1	4.70	50	0	0	0	1	1	51.2	59	28	27	7	1	15	49	1.43	.289
2019	Memphis (AAA)	0	1	3.15	20	1	0	0	6	7	20.0	21	10	7	4	0	7	24	1.40	.266
	ST. LOUIS	0	1	6.63	16	0	0	0	0	0	19.0	21	14	14	3	1	11	16	1.68	.276
2020	LOS ANGELES (AL)	2	0	2.10	29	0	0	0	2	4	30.0	18	10	7	2	1	9	43	0.90	.162
	LOS ANGELES (AL)	5	5	3.84	72	2	0	0	2	5	75.0	71	32	32	11	3	26	90	1.29	.250
2022	Salt Lake (AAA)	0	3	6.27	8	8	0	0	0	0	33.0	30	27	23	7	2	17	34	1.42	.236
	LOS ANGELES (AL)	1	1	5.68	24	3	0	0	0	1	50.2	52	35	32	15	2	18	45	1.38	.259
MAJOR LEAGUE TOTALS (7 SEASONS)		11	9	5.10	198	6	0	0	5	11	236.1	245	143	134	43	9	86	248	1.40	.265
MINOR LEAGUE TOTALS (8 SEASONS)		25	39	3.64	137	95	3	1	9	10	558.1	575	265	226	55	24	177	477	1.35	.267



# ANDRÉS NÚÑEZ

ahn-drez NOON-yez



<b>BATS</b>	<b>THROWS</b>
R	R
<b>HEIGHT</b>	<b>WEIGHT</b>
6'4"	240 LBS
<b>OPENING DAY AGE</b>	
27	

**BORN:** September 20, 1995 in Southwest Ranches, Florida 🇺🇸  
**RESIDES:** Southwest Ranches, Florida  
**ACQUIRED:** 29<sup>TH</sup>-Round selection in the 2018 MLB Draft (872<sup>ND</sup> Overall)  
**COLLEGE:** Florida International University (Miami, Florida)  
**HIGH SCHOOL:** Archbishop McCarthy High School (Southwest Ranches, Florida)  
**PRO DEBUT:** June 18, 2018 (Surprise) 0.2 IP, 4 R, 0 K vs. AZL Mariners

## 2022 SEASON

- Spent the entire season with Omaha (AAA) and was named Kansas City's Triple-A Pitcher of the Year with the Storm Chasers, going 5-4 with a team-high-tying 8 saves, a 3.61 ERA (25 ER in 62.1 IP) with 69 strikeouts to just 17 walks (4.06 K/BB) in a team-best 54 relief appearances.
- Authored the longest scoreless streak in Minor League Baseball, with a stretch of 22 appearances from May 19 to July 26 in which he did not allow a run, holding opponents to a .183 average (17-for-93) with 34 strikeouts over the 26.1 inning stretch ... the most consecutive innings without surrendering a run of any Minor League pitcher, while it was the second-most consecutive games, behind Scranton/WB's Greg Weissert's 25 games.
- 54 games pitched led all Royals Minor League pitchers and placed eighth in the International League ... 69 strikeouts was fifth on the Storm Chasers' staff, while 62.1 innings was tied with Josh Dye for the sixth-most on the team.
- Among Royals Minor League pitchers with at least 60.0 innings, ranked 2nd in K/BB, 3rd in FIP (3.54), 4th in ERA, 5th in WHIP (1.30) ... induced the fourth-highest ground ball rate in the organization, with 58.7% of balls put in play against him hit on the ground.
- Allowed fewer than two earned runs in 47 of 54 games pitched, with 42 scoreless appearances.
- Took over closing duties for the Storm Chasers in September, went 7-for-8 in save opportunities to end the season ... all 7 saves came in consecutive outings from September 2 to 16, a span in which he struck out 10 batters and did not issue any walks ... second-longest save streak in the International League and third-longest in MiLB, again trailing Weissert.
- Threw a season-high 3.0 scoreless innings on June 25 vs. Columbus (CLE), tying a season-high with four strikeouts, a mark he reached four times, including in his season debut on April 8 @ Indianapolis (PIT).

## AWARDS AND ACCOLADES

**2022 Pitcher of the Year, Omaha Storm Chasers (AAA)**

## CAREER HIGHS

**INNINGS:** 5.0 – 6/23/19 vs. Greenville  
**STRIKEOUTS:** 3 (2x) – Last: 6/13/21 @ Frisco  
**WALKS:** 3 (2x) – Last: 6/13/21 @ Frisco  
**HITS:** 5 (4x) – Last: 8/3/22 vs. St. Paul  
**EARNED RUNS:** 8 – 9/11/21 @ St. Paul  
**HOME RUNS:** 2 – 8/6/22 vs. St. Paul  
**PITCHES THROWN:** 60 – 6/23/19 vs. Greenville  
**SCORELESS STREAK:** 27.0 IP – 5/19/22 to 7/30/22



## 2021

- Began the season with Northwest Arkansas (AA) and split the season between the Naturals and Omaha (AAA) with 47 combined games pitched (1 start), the third-most appearances among Royals Minor League pitchers.
- Promoted to Triple-A Omaha on 7/25, re-joined the Naturals on 8/21 and then assigned back to the Storm Chasers for the remainder of the season on 9/10.
- Between the Naturals and Chasers, went 6-3 with four saves and a 3.98 ERA (33 ER in 74.2 IP) and 85 strikeouts with just 25 walks (18.7% K-BB%).
- Started the 2021 season strong, pitching to a 2.76 ERA in May (5 ER in 16.1 IP).
- Through the first 12 weeks of the season, was the only Naturals pitcher to throw in at least two games in every series, up until the point of getting promoted to Triple-A Omaha.
- In his first stint with Omaha, pitched in 10 games between 7/25 and 8/18 with a 3.55 ERA (5 ER in 12.2 IP), striking out 11.
- Rejoined the Naturals for just under three weeks, made six appearances out of the bullpen for Northwest Arkansas between 8/21 and 9/8, and went 4-for-4 in save opportunities, including each of his first three outings ... did not allow an earned run across 12.0 innings, surrendering just four hits with one walk while striking out 13.
- Only allowed two of 11 inherited runners to score while with the Naturals (18.2%), with 15 of the 39 complete innings he threw with Northwest Arkansas (38.5%) being 1-2-3 frames.
- Made his first professional start on 10/1 on the road against the Iowa Cubs, allowed a run on three hits in 2.2 inning with four strikeouts, while taking a no-decision in a 2-2-4 win at Principal Park.

## 2019

- Made 35 appearances out of the bullpen for Lexington (A), going 3-2 with a 2.21 ERA (13 ER in 53.0 IP) with 68 strikeouts (11.55K/9), compared to 12 walks (2.0 BB/9).
- Lexington's July Pitcher of the Month for July, carrying a 2.04 ERA (4 ER in 17.2

IP) across seven appearances during the month ... Held a team-leading 14.3 K/9 (28 K) in July, tied for the second-highest K/9 in the South Atlantic League over the month (min. 15.0 IP ... the month was highlighted by his performance on July 16, when he struck out six batters over 4.0 innings of relief while permitting one unearned run on two hits to pick up a win in extra innings ... over his first six outings in July, Nunez held a 0.54 ERA (1 ER in 16.2 IP) while opponents batted just .153 (9-for-59).

Followed up his stellar July with a scoreless August, did not allow an earned run through seven appearances and 9.1 innings, surrendering just four hits and one walk while striking out 12.

## 2018

- Made 15 appearances out of the bullpen between Surprise (RK) and Burlington (RK), going a combined 1-0 with a 2.92 ERA (8 ER in 24.2 IP) with 27 strikeouts (9.85 K/9), compared to 7 walks (2.6 BB/9).
- Allowed four runs in 0.2 innings in his professional debut with Surprise (June 18th vs. AZL Mariners), but posted a 1.50 ERA (4 ER in 24.0 IP) in 14 appearances after that.

## COLLEGE (2015-2018)

- Attended Florida International University, played under fellow Royals' farmhand MJ Melendez' dad Mervyl ... in 2018, earned All-Conference USA Second Team honors, going 6-2 with a team-leading 3.42 ERA (26 ER in 68.1 IP) and 77 strikeouts in 16 appearances (11 starts) ... had a five-game stretch in which he went 4-0 with a 0.84 ERA (3 ER in 32 IP) and 33 strikeouts.
- Missed his entire sophomore season at FIU in 2017 due to "a rare lat injury."

## MISCELLANEOUS

- Graduated from Archbishop McCarthy High School (Florida) in 2014, where he won two state championships, two regional titles and three district titles.
- Father, Rodolpho is a tennis pro and played collegiately at Shorter College.

## CAREER PITCHING

YEAR	CLUB	W	L	ERA	G	GS	Cg	SHO	SV	SVO	IP	H	R	ER	HR	HB	BB	SO	WHIP	AVG
2018	Surprise (R)	1	0	3.12	11	0	0	0	1	2	17.1	13	6	6	0	2	3	20	0.92	.200
	Burlington (R)	0	0	2.45	4	0	0	0	0	0	7.1	6	2	2	1	1	4	7	1.36	.222
2019	Lexington (A) 🍷	3	2	2.21	26	0	0	0	2	4	53.0	46	18	13	3	4	12	68	1.09	.229
2020																				
Did not play (no minor league season)																				
2021	NW Arkansas (AA) 🍷	6	3	2.94	30	0	0	0	4	8	52.0	46	21	17	5	8	15	58	1.17	.234
	Omaha (AAA)	0	0	6.35	17	1	0	0	0	0	22.2	23	17	16	3	3	10	27	1.46	.267
2022	Omaha (AAA)	5	4	3.61	54	0	0	0	7	9	62.1	64	30	25	5	8	17	69	1.30	.266
MINOR LEAGUE TOTALS (4 SEASONS)		15	9	3.31	142	1	0	0	14	23	214.2	198	94	79	17	26	61	249	1.21	.242





# DREW PARRISH



**BATS**  
L

**THROWS**  
L

**HEIGHT**  
5'11"

**WEIGHT**  
195 LBS

**OPENING DAY AGE**  
25

**BORN:** December 8, 1997 in Cape Canaveral, Florida

**RESIDES:** Tallahassee, Florida

**ACQUIRED:** 8<sup>TH</sup>-Round selection in the 2019 MLB Draft (229<sup>TH</sup> OVERALL)

**COLLEGE:** Florida State University (Tallahassee, Florida)

**HIGH SCHOOL:** Rockledge High School (Rockledge, Florida)

**PRO DEBUT:** June 6, 2019 (Burlington) 1.2 IP, 3 R, 2 K vs. Pulaski

## 2022 SEASON

- Split the season between NW Arkansas (AA) and Omaha (AAA), making 27 appearances (25 starts) with a 7-11 record and 4.13 ERA (59 ER in 128.2 IP).
- Opened the year with Northwest Arkansas and was named Kansas City's Double-A Pitcher of the Year... started Opening Day for the Nationals and made 10 starts, going 4-3 with a 2.13 ERA (13 ER in 55.0 IP), while striking out 48 and walking just 14 (3.43 K/BB) ... placed second on the Nationals' staff with four quality starts (min. 6.0 IP, max 3 ER).
- Named the Texas League's Pitcher of the Month in May, starting five games with a 3-1 record and 0.59 ERA (2 ER in 30.2 IP), only allowing 15 hits and four walks ... struck out 29 opposing hitters and threw the most innings in the league, while among qualified Texas League pitchers, had the lowest ERA and WHIP (0.62), while holding opponents to a .144 average ... did not allow an earned run over four starts (25.2 innings) from May 7 to May 26, the longest such stretch for a Nationals pitcher since 2018.
- Earned back-to-back Texas League Pitcher of the Week honors in May, throwing consecutive 7.0-inning scoreless starts on May 7 @ Springfield (STL) and May 13 vs. Wichita (MIN).
- Despite throwing just 55.0 innings for the Nationals, which ranked ninth among the team's pitchers this season, ended the year having throwing the most 1-2-3 innings, 28 times retiring the opposing team in order in an inning, over half of the innings he pitched for the Nationals ...
- After throwing 3.0 innings in his Opening Day Start on April 8 @ Springfield, threw nine straight starts of at least 5.0 innings, before earning a promotion to Triple-A Omaha on June 3, where he has pitched in 17 games with the Storm Chasers to end the season.
- Made his Triple-A debut June 8 vs. Lehigh Valley (PHI), struck out seven over 4.2 innings but took the loss, the most strikeouts he had in a Triple-A game all season.
- Took a no-hit bid into the sixth inning on August 6 vs. St. Paul (MIN), allowing just two walks and a hit batter over his first five innings against the Saints before surrendering a pair of solo homers in the sixth.
- Made three quality starts with the Storm Chasers, including back-to-back starts on August 12 @ Toledo (DET) and August 18 @ Louisville (CIN) with the outing in Toledo being his only scoreless start of the year at the Triple-A level.

## AWARDS AND ACCOLADES

**2022** Pitcher of the Year, NW Arkansas Nationals (AA)

**2022** Texas League Player of the Month - May (NWA)

**2021** MiLB.com Organization All Star, LHP (QC/NWA)

**2021** Double-A Central Pitcher of the Month - August (NWA)

## CAREER HIGHS

**INNINGS:** 7.0 (4x) - Last: 5/13/22 vs. Wichita  
**STRIKEOUTS:** 9 (3x) - Last: 5/13/22 vs. Wichita  
**WALKS:** 6 - 6/22/22 vs. Columbus  
**HITS:** 7 (4x) - Last: 9/1/22 @ St. Paul  
**EARNED RUNS:** 7 - 9/1/22 @ St. Paul  
**HOME RUNS:** 3 - 6/22/22 vs. Columbus  
**PITCHES THROWN:** 100 (2x) - Last: 7/8/22 vs. Toledo  
**SCORELESS STREAK:** 22.0 IP - 8/18/19 to 6/10/21



## 2021

- Split the season between Quad Cities (A+) and NW Arkansas (AA), with a break between to pitch for Team USA at the 2021 WBSC Olympic Baseball Qualifiers.
- Broke camp in High-A with the River Bandits and did not allow a run across 15.2 innings, pitching in four games (one start), while striking out 23 (41.1 K%) and walking just three (7.6 K/BB).
- Joined the Nationals on June 6 and remained at Double-A through the end of the season... went 5-4 across 18 games (17 starts) with a 3.36 ERA (31 ER in 83.0 IP) and 95 strikeouts.
- Among qualified Minor League pitchers (min. 96.0 IP), ranked 14th in WHIP, 14th in opponents' batting average (.198) and 16th in ERA (2.83).
- Combined between High-A and Double-A, 98.2 innings pitched ranked 4th among Royals Minor League pitchers, while 118 strikeouts ranked 5th ... among Royals farmhands with at least 70.0 innings pitched, he ranked 1st in ERA (2.83) and WHIP (0.99) and 2nd in opponents' average (.194) behind Quad Cities' Will Klein (.171).
- Named the Double-A Central Pitcher of the Month in August, pitching in five games (four starts), with a 2-0 record and a 1.13 ERA (3 ER in 24.0 IP) ... struck out 27 with a 0.88 WHIP (13 H, 8 BB) and .163 opponents' batting average ... named the league's Pitcher of the Week after his start on August 27 against Springfield (STL), a 7-inning complete game shutout in the first game of a doubleheader at Arvest Ballpark ... allowed two hits with no walks while striking out seven in an 8-0 win over the Cardinals.
- Didn't allow a home run in eight-game (seven start) stretch from July 28 to September 7 ... 40.2 innings from July 22 to September 12 between homers allowed.
- Member of Team USA at the 2021 WBSC (World Baseball Softball Confederation) Olympic Baseball Qualifiers from May 30 to June 5 ... pitched in one game for the United States, helping the team qualify for the Tokyo Olympics by earning the win after pitching two scoreless innings out of the bullpen with two strikeouts on June 4 in a 10-1 victory over Canada.
- Entered 2021 as an unranked prospect, ended the year ranked by MLB Pipeline as the No. 30 prospect in the Royals system.

## 2019

- Pitched in nine games (four starts) for the Burlington Royals (R), going 3-0 with a 2.52 ERA (7 ER in 25.0 IP), striking out 39 (14.04 K/9) while walking just four (9.75 K/BB) in his professional debut.
- Earned his first professional win on July 11 against the Elizabethton Twins (MIN), pitching 3.0 innings out of the bullpen with five strikeouts in a 5-0 win over the E-Twins on the road.
- Did not allow a run in five of his nine appearances, or his last 5.1 innings of the season with the B-Royals.
- Did not appear in a postseason game with Burlington, who made it to the Appalachian League finals, but lost to the Johnson City Cardinals (STL) in a best-of-three series ... went back to Florida State to finish his degree in the fall semester.

## COLLEGE (2017-2019)

- Attended Florida State University, making two trips to the College World Series (2017, 2019) with the Seminoles.
- JUNIOR (2019):** Went 8-5 with 112 strikeouts in 81.2 innings (21.3 K/9) across 17 outings (16 starts) as the Noles' Friday night starter throughout the season ... booked the season with a pair of memorable performances: was part of a combined no-hitter on Opening Day against Maine (2/15), pitching five scoreless innings at the start in FSU's 10th no-no in school history ... ended his career with eight scoreless innings against No. 5 Arkansas in the opening game of the College World Series, FSU's first victory in the CWS opener since 1999.
- SOPHOMORE (2018):** Named All-ACC first team as a sophomore, had a 2.52 ERA, 128 strikeouts and held opponents to a .186 average ... pitched complete games in his final two appearances of the year, against NC State in the ACC Tournament (5/25) and Mississippi State in the NCAA Tournament (6/2).

## MISCELLANEOUS

- Full name is **Andrew Patrick Parrish**

## CAREER PITCHING

YEAR	CLUB	W	L	ERA	G	GS	CG	SHO	SV	SVO	IP	H	R	ER	HR	HB	BB	SO	WHIP	AVG
2019	Burlington (R)	3	0	2.52	9	4	0	0	0	0	25.0	19	7	7	4	0	4	39	0.92	.211
2020																				
Did not play (no minor league season)																				
2021	Quad Cities (A+)	1	0	0.00	4	1	0	0	1	1	15.2	5	0	0	0	0	3	23	0.51	.096
	NW Arkansas (AA)	5	4	3.36	18	17	1	1	0	0	83.0	65	34	31	8	4	25	95	1.08	.215
2022	NW Arkansas (AA)	4	3	2.13	10	10	0	0	0	0	55.0	31	16	13	5	5	14	48	0.82	.160
	Omaha (AAA)	3	8	5.62	17	15	0	0	0	0	73.2	69	54	46	15	3	44	51	1.53	.247
MINOR LEAGUE TOTALS (3 SEASONS)		16	15	3.46	58	47	1	1	1	1	252.1	189	111	97	32	12	90	256	1.11	.206



# LOGAN PORTER



## BATS

R

## THROWS

R

## HEIGHT

6'2"

## WEIGHT

200 LBS

## OPENING DAY AGE

27

**BORN:** July 12, 1995 in Phoenix, Arizona 🇺🇸

**RESIDES:** Surprise, Arizona

**ACQUIRED:** June 21, 2018 – Signed as a non-drafted free agent

**COLLEGE:** Dixie State University (St. George, Utah)

**COLLEGE:** Northwestern Oklahoma State University (Alva, Oklahoma)

**HIGH SCHOOL:** Valley Vista High School (Surprise, Arizona)

**PRO DEBUT:** June 23, 2018 (Surprise) 1-for-3, 2 RBI vs. AZL Dodgers

## 2022 SEASON

- Split his season between NW Arkansas (AA) and Omaha, called up to Triple-A on August 9, coming to hit .301 (112-for-372) with 26 doubles, 13 home runs and a career-high 62 runs batted in, also drawing a career-high 87 walks en route to being named an MiLB Organization All-Star at first base.
- Among qualified full-season Minor League hitters, ranked third in on-base percentage (.442) ... among hitters with at least 300 plate appearances this season, he ranked second in the Texas League and Double-A hitters in on-base percentage (.437) ... among that group in the Texas League, he was eighth in OPS (.924) as well.
- Among qualified Royals Minor League hitters this season, his .442 on-base percentage ranked first in the system, while second in OPS (.918), third in batting average (.301) and fifth in slugging percentage (.476) ... his 87 walks were the most in the system, while he ranked fourth in doubles (26), seventh in hits (112) and tied seventh in extra-base hits (39).
- Between May 31 and June 23, he reached base in 17-straight games, tied for the fifth-longest on-base streak on the team this season, a stretch where he hit .321 (17-for-53) with 15 walks and a .493 OBP.
- Hit .301 in both 77 Double-A games with the Naturals (78-for-259) and 35 Triple-A games with the Storm Chasers (34-for-113).
- Reached base in 97 of 112 total games (86.61%) played between NW Arkansas and Omaha, with hits in 73 of 112 games (65.18%) and 36 multi-hit games.
- Predominately caught for the Naturals, making 36 starts behind the plate (306.2 innings), but also made 20 starts at first base (172.2 innings) and made a career-high six starts at third base (53.0 innings) ... 33 of his 34 games with the Storm Chasers, however, came at first base (281.1 innings).

## AWARDS AND ACCOLADES

**2022** MiLB Organization All-Star, 1B (NWA/OMA)

**2021** High-A Central Postseason All-Star, C (CC)

**2019** Appalachian League Batting Champion (BUR)

**2019** Appalachian League Postseason All-Star (BUR)

**2019** Appalachian League Player of the Month - July (BUR)

## CAREER HIGHS

**HITS:** 4 – 8/6/19 @ Johnson City

**RUNS:** 3 (4x) – Last: 8/1/21 vs. South Bend

**DOUBLES:** 2 (8x) – Last: 6/21/22 vs. Springfield

**HOME RUNS:** 2 (2x) – Last: 7/14/21 @ Beloit

**RUNS BATTED IN:** 4 (2x) – Last: 8/10/21 vs. Beloit

**WALKS:** 3 (4x) – Last: 9/15/22 @ Columbus

**STEARLS:** 1 – 8/10/21 vs. Beloit

**HIT STREAK:** 9 Games – 6/23/18 to 7/20/18

**ON-BASE STREAK:** 23 Games – 6/18/19 to 7/20/19



## 2021

- Spent the entire season with Quad Cities (A+) and slashed .241/.368/.451 (62-for-257) in 77 games, with 25 extra-base hits (14 homers) and 45 runs batted in, as well as 45 walks ... named a High-A Central post-season All-Star at catcher, one of five River Bandits to be honored with a League award.
- Predominantly played catcher for the River Bandits, making 43 starts behind the plate (370.2 innings) but also made 21 starts at first base (190.2 innings), served as the designated hitter 10 times and played 3.0 innings at third base.
- Recorded 19 multi-hit games and three 3-hit games, including a 3-for-5 performance with two home runs on 6/26 at Beloit ... homered twice again at Beloit on 7/14.
- Reached base in 63 of 77 games (81.8%), failing to reach base in back-to-back games only twice all season.
- Compiled a sensational month of July, slashing .353/.477/.667 (18-for-51) across 17 games with five home runs and 14 runs batted in.
- Hit the first grand slam of his pro career in the third inning of a 10-6 win vs. Beloit on August 10.
- Hit a walk-off home run in the bottom of the 9th on 9/25 in a 2-1 win in Game 4 of the High-A Central Championship Series to force Game 5.

## 2019

- Spent the season with Burlington (R) in the Appalachian League and led the league in batting average (.352), on-base percentage (.481), slugging percentage (.648) and OPS (1.130), ranked tied for fourth in walks (31) and tied for sixth in home runs (9).
- Named an Appalachian League post-season All-Star and was named the MiLB.com Appalachian League Player of the Month for July, in which he slashed .382/.520/.724 (29-for-76) with six homers and 17 runs batted in over 24 games ... had a team-high-tying 23-game on-base streak from June 18-July 20.
- Recorded hits in 33 of 43 games, reaching base on 40 occasions, all but three games.
- Logged out an inside-the-park home run on 8/5 at Johnson City (STL), a two-run shot in the eighth inning of a 13-0 win, adding a double with four total runs batted in that night.

## 2018

- Made his professional debut with Surprise (R) in the Arizona Rookie League, slashing .317/.448/.475 (32-for-101) across 34 games ... led the team with his .317 batting average (minimum 100 at-bats).
- Hit safely in each of his first nine games, and recorded a career-high three hits in his 11th game ... recorded hits in 24 of his 34 games with Surprise, including six multi-hit efforts ... reached base in 29 of games played, failing to reach base in back-to-back games only once.
- Assigned to Northwest Arkansas (AA) on 9/1 after the AZL season concluded, entered the game as a pinch-hitter on 9/3 vs. Arkansas (SEA).

## COLLEGE (2015-2018)

- Began his collegiate career at Northwestern Oklahoma State University (NCAA Division II) for two years before transferring to Dixie State University for his junior and senior seasons.
- JUNIOR/SENIOR (2017-18):** Transferred to Dixie State, where he was named one of 17 finalists for the Josh Willingham National MVP Award as a junior, after he hit .276 with a Pac West-leading 18 doubles, 10 HR with a Dixie State single-season record 72 RBI ... reached safely in 51 of 54 games and Voted to the Preseason All-Pac West and NCBWA All-West Region Second Teams in 2018.
- FRESHMAN/SOPHOMORE (2015-16):** Played two seasons for the Northwest Oklahoma State Rangers and was named second team All-Great American Conference and both NSU Freshman (2015) and Sophomore (2016) Athlete of the Year ... batted .340 with 10 doubles, two triples, two homers and 23 runs batted in ... hit .321 with four home runs during his sophomore campaign in 2016.

## MISCELLANEOUS

- Graduated from Valley Vista High School (Arizona), where he was a two-time First Team All-Region selection and hit .398 as a senior.
- Grew up down the street from Surprise Stadium, was a clubbie for the AZL Royals the summer of 2011 while in high school, also caught bullpen for the team.

## CAREER BATTING

YEAR	CLUB	AVG	G	AB	R	H	TB	2B	3B	HR	RBI	BB	SO	SB	CS	OBP	SLG	OPS	
2018	Surprise (R)	.317	34	101	14	32	48	11	1	1	16	19	1	22	0	.448	.475	.923	
	NW Arkansas (AA)	.000	1	1	0	0	0	0	0	0	0	0	0	0	0	.000	.000	.000	
2019	Burlington (R)	.352	44	145	26	51	94	14	1	9	37	31	0	34	0	.481	.648	1.129	
2020	Did not play (no minor league season)																		
2021	Quad Cities (A+) 🍷	.241	77	257	53	62	116	10	1	14	45	45	0	81	1	0	.368	.451	0.819
2022	NW Arkansas (AA)	.301	77	259	46	78	126	18	0	10	45	59	1	73	0	2	.437	.486	.923
	Omaha (AAA)	.301	35	113	19	34	51	8	0	3	17	28	0	30	0	0	.452	.451	.903
MINOR LEAGUE TOTALS (4 SEASONS)		.293	268	876	158	257	435	61	3	37	160	182	2	240	1	2	.428	.497	.925



# NICK PRATTO

praw-toh



**BATS**  
R

**THROWS**  
R

**HEIGHT**  
6'1"

**WEIGHT**  
215 LBS

**OPENING DAY AGE**  
24

**BORN:** October 6, 1998 in Huntington Beach, California 🇺🇸  
**RESIDES:** Huntington Beach, California  
**ACQUIRED:** 1<sup>st</sup>-Round selection in the 2017 MLB Draft (14<sup>th</sup> Overall)  
**HIGH SCHOOL:** Huntington Beach High School (Huntington Beach, California)  
**PRO DEBUT:** June 25, 2017 (Surprise) 0-for-3, BB, R vs. AZL Rangers  
**40-MAN ROSTER:** Added by Kansas City on November 19, 2021  
**MLB DEBUT:** July 14, 2022 (KANSAS CITY): 0-for-3, BB @ TORONTO  
**MLB SERVICE TIME:** 80 Days

## 2022 SEASON

- Spent most of the season with Omaha (AAA), playing 82 games with the Storm Chasers while also appearing in 49 games with Kansas City through two stints.
- Over 49 games in the majors with the Royals, slashed .184/.271/.386 (29-for-158) with seven home runs, 20 runs batted in and 19 walks ... made starts at first base (39), left field (6) and right field (1).
- First recalled by Kansas City for the team's series in Toronto from July 14 to 17, then was recalled again after the All-Star break, from July 22 to September 17 before being optioned back to Omaha.
- Made his Major League debut on July 14 in Toronto, going 0-for-3 with a walk as the Royals' starting first baseman in a 3-1 win over the Blue Jays at the Rogers Centre.
- Collected his first career hit a day after his debut on July 15 with a 5th inning single off Alek Manoah, then added a double in the 9th for his first career multi-hit game ... hit his first Major League home run in the series finale on July 17, a solo homer to right field to lead off the second inning ... finished opening series in Toronto 4-for-14 (.286) with 2 XBH.
- Recorded his first MLB walk-off hit on August 6 vs. Boston ... a two-out, solo homer in the 9th inning ... the first Royals rookie with a walk-off homer since Hunter Dozier on August 24, 2018 vs. Cleveland.
- Recorded first multi-homer game in the majors on August 30, going 4-for-5 on the road against the White Sox, with two home runs (solo homers in 2nd and 4th innings) and three runs batted in ... the game marked his fourth straight with multiple runs batted in, totaling 10 RBI between August 26 and 30, the longest such streak by a rookie in Royals history.
- At the time of his call-up to Kansas City from Omaha, was slashing .240/.374/.484 (66-for-275) over 74 games with 17 home runs 47 runs batted in ... also ranked second in the organization at the time in home runs and was third in the International League with 55 runs scored.
- Completed a season-high 14-game on-streak between June 16 and July 2 with a .435 on-base percentage (16 H, 12 BB) ... reached base in 25 of 26 games for Omaha between June 1 and July 2 ... led the Storm Chasers with 59 walks, despite appearing in just 82 games.
- Was selected to play in the 2022 SiriusXM All-Star Futures Game for the second straight season, but could not participate as he had just been called up to the Royals' Major League roster when the game took place on July 16 at Dodger Stadium.

## AWARDS AND ACCOLADES

- 2022** SiriusXM All-Star Futures Game Selection (OMA)
- 2021** Kansas City Royals Frank White Defensive Player of the Year  
**2021** Minor League Rawlings Gold Glove Award, 1B (NWA/OMA)  
**2021** Baseball America Minor League All-Star, 1B (NWA/OMA)  
**2021** MLB Pipeline Prospect Team of the Year, 1B (OMA)  
**2021** MiLB Organizational All-Star, 1B (NWA/OMA)  
**2021** Double-A Central Postseason All-Star, 1B (NWA)  
**2021** SiriusXM All-Star Futures Game Selection (NWA)  
**2021** Double-A Central Player of the Month - May (NWA)
- 2018** Kansas City Royals Frank White Defensive Player of the Year  
**2018** South Atlantic League Midseason All-Star (LEX)  
**2018** South Atlantic League All-Star Game Top Star (LEX)
- 2017** Player of the Year, Surprise Royals (R)

## CAREER HIGHS

**HITS:** 4 (3x) - Last: 8/30/22 @ CHICAGO (AL)  
**DOUBLES:** 4 (3x) - Last: 4/30/22 vs. Toledo  
**DOUBLES:** 3 - 6/30/18 vs. Asheville  
**HOME RUNS:** 3 - 5/21/21 @ Springfield  
**RUNS BATTED IN:** 6 (5/21/21 @ Springfield  
**WALKS:** 3 (12x) - Last: 6/26/22 @ St. Paul  
**STEALS:** 2 (3x) - Last: 7/1/22 @ St. Paul  
**HIT STREAK:** 11 Games - 8/18/21 to 8/28/21  
**ON-BASE STREAK:** 17 Games - 6/27/21 to 7/18/21

## 2021

- Split the season between NW Arkansas (AA) and Omaha (AAA), playing 124 games between the Naturals and Chasers ... promoted to Triple-A on July 18.
- Ranked second in Minor League Baseball in extra-base hits (71), tied for second in home runs (36), ranked third in runs batted in (98), tied for third in runs scored (98), fifth in walks (83), and seventh in slugging percentage (.602).
- From his Triple-A debut on 7/20 through the end of the season on 10/3, led Triple-A East in home runs (21) and runs batted in (55).
- Committed two errors in 955.2 innings (879 chances, 113 games) for a .998 fielding percentage at first base, the best fielding percentage among players to earn a Minor League Rawlings Gold Glove Award in 2021 ... honored as Kansas City's Frank White Defensive Player of the Year for the second time in his career.
- Started at first base for the American League in the 2021 SiriusXM All-Star Futures Game on July 10 at Coors Field in Denver, Colorado and went 0-for-1 with a walk.
- Named a Baseball America Minor League All-Star following the season, also recognized as a MiLB.com Organization All-Star, Double-A-Central postseason All-Star and named to the MLB Pipeline Prospect Team of the Year at first base.

## 2020

- Spent the season at the Royals' Alternate Training Site in Kansas City, Kansas, participated in the Postseason Instructional Camp at Kauffman Stadium in October.

## 2019

- Spent the entire season with Wilmington (A+), helping the Blue Rocks win the Carolina League championship ... hit a career-low .191 for the season, with 21 doubles, a triple, nine homers ... ranked ninth in the league in games played (124).

## CAREER BATTING

YEAR	CLUB	AVG	G	AB	R	H	TB	2B	3B	HR	RBI	BB	IBB	SO	SB	CS	OBP	SLG	OPS
2017	Surprise (R)	.247	52	198	25	49	82	15	3	4	34	24	0	58	10	4	.330	.414	.744
2018	Lexington (A) ○	.280	127	485	79	136	215	33	2	14	62	45	1	150	22	5	.343	.443	.786
2019	Wilmington (A+) ○	.191	124	419	48	80	130	21	1	9	46	49	0	164	17	7	.278	.310	.588
Did not play (no minor league season)																			
2021	NW Arkansas (AA) ○	.271	61	221	44	60	126	13	4	15	43	46	1	80	7	5	.404	.570	.974
	Omaha (AAA)	.259	63	224	54	58	142	15	3	21	55	37	0	77	5	0	.367	.634	1.010
2022	Omaha (AAA)	.228	82	303	57	69	136	10	3	17	47	59	1	114	8	2	.369	.449	818
	KANSAS CITY	.184	49	158	18	29	61	9	1	7	20	19	0	66	0	0	.271	.386	.657
MAJOR LEAGUE TOTALS (1 SEASON)		.184	49	158	18	29	61	9	1	7	20	19	0	66	0	0	.271	.386	.657
MINOR LEAGUE TOTALS (5 SEASONS)		.244	509	1850	307	452	831	107	16	80	287	260	3	643	69	23	.342	.449	.791

STORM CHASERS ORGANIZATION

2023 OMAHA STORM CHASERS

2022 SEASON IN REVIEW

PLAYER & COACH DATABASE

HISTORY & RECORDS

INTERNATIONAL LEAGUE

ROYALS ORGANIZATION

GENERAL INFORMATION





# JOHN RAVE



**BATS**  
L

**THROWS**  
L

**HEIGHT**  
6'0"

**WEIGHT**  
190 LBS

**OPENING DAY AGE**  
25

**BORN:** December 30, 1997 in Canton, Illinois 🇺🇸

**RESIDES:** Bloomington, Illinois

**ACQUIRED:** 5th-Round selection in the 2019 MLB Draft (139th Overall)

**COLLEGE:** Illinois State University (Normal, Illinois)

**HIGH SCHOOL:** Central Catholic High School (Bloomington, Illinois)

**PRO DEBUT:** June 18, 2019 (Burlington) 4-for-5, 1 RBI @ Bristol

## 2022 SEASON

- Spent most of the season with NW Arkansas (AA), playing in 111 games with the Naturals, while also appearing in 11 games with Omaha (AAA) across two stints.
- Called up to Triple-A for the first time from May 25 to June 4 and again from July 12 to 19, slashing .195/.233/.390 (8-for-41) over 11 games for the Storm Chasers.
- Produced the third multi-homer game of his career and only one of the season with Omaha on July 17 @ Rochester, as he went 2-for-5 with four runs batted in.
- Largely played center field in Double-A, making 60 starts (515.0 innings) at the position, but also made 24 starts (217.2 innings) in left field and 15 starts (124.0 innings in right field ... one of five players in the Texas League that made at least 15 starts at each outfield position).
- Recorded six outfield assists in center field, tied with Tucker Bradley (LF) and Seuly Matias (RF) for the most at one position by a Nationals outfielder.
- Came in at No. 4 on SportsCenter's Top-10 the night of July 9, for a diving catch on the warning track in the right-center field alley, robbing Tulsa's Abiatel Avellino of an extra-base hit.
- Tied a career-high with five runs batted in June 28 @ Amarillo (AZ), hitting a first inning grand slam, finishing the game 2-for-4 with two walks ... finished the series with two homers and eight RBI.
- Was the Naturals' most productive pinch-hitter, going 2-for-4 off the bench with two doubles and two runs batted in ... represented two of the team's three pinch-hit runs batted in.
- Came one game away from tying a career-high on-base streak as he reached base safely in 15 straight games from August 16 to September 2, slashing .300/.413/.460 (15-for-50) with 11 walks.
- Following the conclusion of the Minor League season, was assigned to the Arizona Fall League's Surprise Saguaros, playing 18 games in the AFL with a .217 average (15-for-69), six extra-base hits (two home runs) and 10 runs batted in ... named a Fall League Rising Star, playing in the "Fall Stars Game" on November 6, where he played 4.0 innings of center field and went 0-for-1 off the bench.

## AWARDS AND ACCOLADES

- 2022 Arizona Fall League Rising Stars (SUR)
- 2021 MiLB Organization All-Star, OF (OC)

## CAREER HIGHS

**HITS:** 4 (2x) – Last: 8/1/21 vs. South Bend  
**RUNS:** 4 (2x) – Last: 6/28/22 @ Amarillo  
**DOUBLES:** 2 – 7/24/22 vs. Springfield  
**HOME RUNS:** 2 (2x) – Last: 7/17/22 @ Rochester  
**RUNS BATTED IN:** 5 (3x) – Last: 6/28/22 @ Amarillo  
**WALKS:** 3 (3x) – Last: 9/10/22 @ Wichita  
**STEALS:** 3 – 8/22/21 @ South Bend  
**HIT STREAK:** 9 Games – 7/23/21 to 8/3/21  
**ON-BASE STREAK:** 16 Games – 8/5/21 to 8/25/21



## 2021

- Spent the season with Quad Cities (A+), playing in 77 games and slashing .252/.352/.453 (70-for-278) ... spent two weeks on the 7-Day Injured List, out of action for roughly a month (May 20 to June 19) after tweaking his hamstring.
- Named an MiLB.com Organization All-Star in the outfield for Kansas City, as he hit 14 homers and stole 13 bases with the River Bandits, making him one of five 13-13 players in the system this season (others: Dairon Blanco, Brewer Hicklen, Kyle Isbel and Bobby Witt Jr.). ... his .805 OPS and 121 wRC+ both ranked 10th among High-A Central qualifiers.
- Hit safely in a career-best nine games, from July 23 to August 3 ... hit .529 (18-for-23) in that span, with a 1.674 OPS, hitting five home runs and driving in 16 runs.
- Followed up his nine-game hitting streak with a career-best 16-game on-base streak that started two days later, from August 5 to 25 ... drew 12 walks for a .347 OBP.
- Largely played center field for the River Bandits, making 71 starts there (641.0 innings), in addition to one start in right field.
- Recorded two or more hits in 19 games, including a four-hit effort on 8/1 vs. South Bend ... reached base in 61 of 77 games played (79.2%).
- Rode a hot bat into the playoffs, recording hits in all five games of the High-A Central Championship Series for the River Bandits, hitting .316 (6-for-19) with a .749 OPS and three runs batted against Cedar Rapids

## 2019

- Assigned to Burlington (R) after being drafted and played 15 games in the Appalachian League before being promoted to Lexington (A) on 7/7, where he remained to finish the season ... combined to slash .234/.326/.320 (54-for-231) with the two levels with 13 extra-base hits and 16 runs batted in.
- Explored in his professional debut, going 4-for-5 with three runs scored, a double, run batted in and walk in a 15-1 win at Bristol (PIT).
- Recorded hits in each of his first four games with the Legends (7/9 - 7/13) and compiled a five-game hitting streak to end July, going 10-for-24 (.417), with three doubles and six runs batted in.
- Started all six games of Lexington's postseason run that culminated with their second straight South Atlantic League Championship ... went 4-for-21 (.190) with two runs batted in.

## COLLEGE (2017-2019)

- Attended the Illinois State University, where he was a three-year starting center fielder for the Redbirds (Missouri Valley Conference) ... slashed .301/.377/.481 (212-for-705) across 170 games, recorded 71 extra-base hits (22 home runs), drove in 117 runs and went 29-for-39 (74.4%) in steal attempts.
- JUNIOR (2019):** Started all 62 games of the season in center field, named to the All-MVC First Team, as well as the MVC All-Defensive Team for the third season in a row ... slashed .297/.377/.481 in the leadoff spot, tallying 14 doubles and 12 homers.
- SOPHOMORE (2018):** One of two players to start all 52 games, starting every game in center field ... earned All-Missouri Valley Conference Second Team, and for the second straight year All-Defensive Team accolades ... slashed .247/.402/.571 and led the team with 48 runs, 19 doubles, three triples, eight home runs, 49 runs batted in, as well as slugging percentage and total bases (125) ... played summer ball for the Chatham Anglers of the Cape Cod League, alongside fellow MLB pitcher Alek Manoah and 2020 No. 1 overall MLB draft pick Spencer Torkelson ... hit .304 in 41 games with Chatham, including .476 (10-for-21) in six playoff games.
- FRESHMAN (2017):** Appeared in 56 games with 53 starts, all in center field ... earned All-Missouri Valley Conference Honorable Mention and All-Defensive Team accolades, one of three freshmen to earn all-conference honors and the lone freshman representative on the All-Defensive team ... also named a Freshman All-American by Collegiate Baseball ... slashed .258/.352/.362 and ranked second on the team with 55 hits, while leading Illinois State with 12 stolen bases and four triples.

## MISCELLANEOUS

- Full name is **John Michael Rave**.
- 2016:** Graduated from Central Catholic High School (Ill.), and was selected by Boston in the 35th round of the 2016 MLB First-Year Player Draft, but did not sign ... four-year member of the baseball team and three-time unanimous first-team all-conference selection ... batted .429 with three home runs as a senior and hit .430 with seven home runs senior year ... same HS that produced Royals Hall of Fame broadcaster Denny Matthews.
- Mother (Sue) attended Illinois State as well, brother (Matt) played baseball at Carthage College and dad (Mike) played basketball at Illinois Wesleyan.

## CAREER BATTING

YEAR	CLUB	AVG	G	AB	R	H	TB	2B	3B	HR	RBI	BB	IBB	SO	SB	CS	OBP	SLG	OPS	
2019	Burlington (R)	.175	15	57	11	10	15	2	0	1	3	12	0	17	3	0	.338	.263	.601	
	Lexington (A) ○	.253	46	174	17	44	59	7	1	2	13	15	0	58	6	5	.321	.339	.660	
2020	Did not play (no minor league season)																			
2021	Quad Cities (A+) ○	.252	77	278	49	70	126	8	3	14	51	38	1	93	13	0	.352	.453	.805	
2022	NW Arkansas (AA)	.262	111	389	66	102	161	13	2	14	73	63	1	115	22	6	.364	.414	.778	
	Omaha (AAA)	.195	11	41	6	8	16	2	0	2	6	2	0	13	1	0	.233	.390	.623	
MINOR LEAGUE TOTALS (3 SEASONS)		.249	260	939	149	234	377	32	6	33	146	130	2	296	45	11	.346	.401	.747	



# JAKSON REETZ



**BATS**  
R

**THROWS**  
R

**HEIGHT**  
6'0"

**WEIGHT**  
212 LBS

**OPENING DAY AGE**  
27

**BORN:** January 3, 1996 in Hickman, Nebraska 🇺🇸  
**RESIDES:** Elkhorn, Nebraska  
**ACQUIRED:** December 12, 2022 – Signed as a Minor League Free Agent  
**SIGNED:** August 24, 2022 – Signed by Kansas City as a Minor League Free Agent  
**DRAFTED:** Washington's 3<sup>rd</sup>-Round pick in the 2014 MLB Draft (93<sup>rd</sup> OVERALL)  
**HIGH SCHOOL:** Norris High School (Firth, Nebraska)  
**PRO DEBUT:** June 20, 2014 (GCL Nationals) 0-for-1 @ GCL Mets  
**MLB DEBUT:** July 10, 2021 (WASHINGTON): 1-for-1 @ SAN FRANCISCO  
**MLB SERVICE TIME:** 7 Days

## 2022 SEASON

- After eight seasons in the Nationals system, signed a Minor League deal with the Brewers in December 2021 and after beginning the year with Biloxi (AA), earned a mid-July promotion to Nashville (AAA) and ended the year with Omaha (AAA) ... across the three teams, he slashed .264/.359/.575 (97-for-364) over 104 games, with 30A home runs and 82 runs batted in.
- More than doubled his previous career high of 13 homers in 2019, ranking third among all Minor League catchers in home runs ... 25 homers in the Brewers system led all hitters in the organization.
- Despite playing just 62 games with the Shuckers, was named the Double-A Southern League's Most Valuable Player and the league's Postseason All-Star at catcher, as he slashed .281/.392/.636 (65-for-231) with 16 doubles, 22 homers and 58 runs batted in.
- Among players with at least 250 plate appearances in the Southern League in 2022, he had the highest slugging percentage (.636), OPS (1.028) and Weight Runs Created Plus (165) ... at the time of his promotion to Triple-A, he led the Southern League in home runs, slugging percentage, OPS, runs batted in and hit-by-pitches (16), was second in extra-base hits (38) and total bases (147), fourth in on-base percentage, fifth in runs scored, ninth in batting average and tied for ninth in doubles.
- After playing 12 games for the Sounds, was called up to the Majors on August 4 but did not play ... he was subsequently optioned back to Nashville after he game and Designated for Assignment on August 20 ... signing with Kansas City as a free agent and joined the Storm Chasers on August 24.
- Appeared in 21 for the Storm Chasers over the last five weeks of the season, 11 starts as the catcher and eight games as Omaha's designated hitter ... slashed .257/.341/.514 (18-for-70) with five home runs and 15 runs batted in.
- Went 3-for-3 in his Storm Chasers debut, the first game of a doubleheader on August 28 against Scranton/Wilkes-Barre (NY Yankees) ... homered in his first at-bat with the Chasers, a solo shot to left field in the second inning ... the first Chaser to homer in his first at bat since Dairon Blanco in 2021.
- Hit his second home run with Omaha in the first game of a doubleheader on September 7 vs. Indianapolis (PIT) and won the game in the bottom of the ninth with a walk-off sacrifice fly.

## AWARDS AND ACCOLADES

- 2022 Southern League Most Valuable Player (BLX)
- 2022 Southern League Postseason All-Star, C (BLX)
- 2022 MiLB Organization All-Star, Milwaukee C (BLX)
- 2019 MiLB Organizational All-Star, Washington C (POT)
- 2019 Carolina League Midseason All-Star (POT)
- 2019 Washington Nationals Bob Boone Award
- 2014 Baseball America Rookie All-Star (GCL NAT)

## CAREER HIGHS

**HITS:** 3 (18x) – Last: 9/14/22 @ Columbus  
**RUNS:** 3 (8x) – Last: 5/29/22 vs. Montgomery  
**DOUBLES:** 3 – 5/14/15 vs. Kannapolis  
**HOME RUNS:** 2 (7x) – Last: 7/8/22 @ Montgomery  
**RUNS BATTED IN:** 5 (3x) – Last: 4/17/22 vs. Mississippi  
**WALKS:** 3 (4x) – Last: 5/29/22 vs. Montgomery  
**STEALS:** 1 (23x) – Last: 7/24/22 @ Louisville  
**HIT STREAK:** 10 Games – 6/16/19 to 7/2/19  
**ON-BASE STREAK:** 32 Games – 7/1/14 to 8/21/14

## 2021

- Spent the season between Harrisburg (AA) and Rochester (AAA), but also appeared in two games with Washington last season, making his Major League debut on July 10 @ San Francisco ... in his first career plate appearance, doubled as a pinch-hitter against Giants reliever John Brebbia and later scored.

## 2020

- Spent the entire season at the Alternate Training Site (Fredericksburg, Virginia).

## 2019

- Spent the entire season with Potomac (A+) ... named a Carolina League midseason All-Star and MiLB Organizational All-Star for the Nationals at catcher, as he posted career bests in runs batted in (55), hits (82), runs scored (54) and walks (46).
- Recipient of Washington's seventh-annual Bob Boone Award, given to the Nationals Minor League player who best demonstrates the professionalism, leadership, loyalty, passion, selflessness, durability, determination and work ethic required to play the game the "Washington Nationals Way."

## 2018

- Spent the entire season with Potomac (A+), hitting a career-high five home runs.

## 2017

- Began the season with Hagerstown (A) before being promoted to Potomac (A+)

on July 12 ... between the two stops, played in 63 games and combined to hit .237 (50-for-211) with 13 doubles, four homers, 22 RBI, 24 walks and 24 runs scored.

## 2016

- Spent his first full season in the Minors with Hagerstown (A) ... ranked fourth on the Suns with 24 doubles despite playing in just 88 games.

## 2015

- Spent the season with Auburn (A-), hitting .212/.326/.248 (24-for-113) in 36 games.

## 2014

- Spent the season with the GCL Nationals (R) and posted a .429 OBP in 43 games, fell just short of qualifying to be among the league leaders, would have ranked second ... named a *Baseball America* Rookie All-Star.

## MISCELLANEOUS

- Full name is **Jakson Dale Reetz** ... resides locally in Elkhorn, Nebraska.
- Graduated from Norris High School in Firth, Nebraska ... was named the 2013-14 Gatorade Nebraska Baseball Player of the Year after hitting .487 with eight home runs, 37 RBI and 37 runs scored in 2014 ... was rated by *Baseball America* as the top draft prospect (No. 1 in Nebraska) in the 2014 draft class
- Signed a National Letter of Intent to play for the Cornhuskers at the University of Nebraska ... at the time, he was rated by one publication as the No. 28 overall recruit in the country, also named a 2013 Perfect Game First-team Underclass All-American.

## CAREER BATTING

YEAR	CLUB	AVG	G	AB	R	H	TB	2B	3B	HR	RBI	BB	IBB	SO	SB	CS	OBP	SLG	OPS	
2014	GCL Nationals (R)	.274	43	117	20	32	43	6	1	1	15	26	0	30	6	3	.429	.368	.797	
2015	Auburn (A-)	.212	36	113	18	24	28	4	0	0	5	13	0	37	3	0	.326	.248	.574	
2016	Hagerstown (A)	.230	88	283	41	65	101	24	0	4	38	38	0	79	4	1	.346	.357	.703	
2017	Hagerstown (A)	.238	37	122	16	29	42	7	0	2	11	15	0	41	1	2	.345	.344	.689	
	Potomac (A+)	.236	26	89	8	21	33	6	0	2	11	9	0	32	1	1	.327	.371	.698	
2018	Potomac (A+)	.224	69	232	25	52	75	8	0	5	27	35	0	96	1	4	.342	.323	.665	
2019	Potomac (A+)	.253	96	324	54	82	143	18	2	13	55	46	0	45	3	1	.370	.441	.811	
2020		Did not play (no minor league season)																		
2021	Harrisburg (AA)	.190	64	221	31	42	67	13	0	4	18	24	0	69	1	1	.298	.303	.601	
	Rochester (AAA)	.184	13	38	4	7	15	2	0	2	8	3	0	15	0	0	.289	.395	.684	
	WASHINGTON	.500	2	2	1	1	2	1	0	0	0	0	0	0	0	0	.500	1.000	1.500	
2022	Biloxi (AA)	.281	64	231	48	65	147	16	0	22	58	26	0	72	1	1	.392	.636	1.028	
	Nashville (AAA)	.212	19	66	5	14	28	3	1	3	9	2	0	14	1	0	.254	.424	.678	
	Omaha (AAA)	.257	21	70	11	18	36	3	0	5	15	7	0	22	0	0	.341	.514	.855	
	MAJOR LEAGUE TOTALS (1 SEASON)	.500	2	2	1	1	2	1	0	0	0	0	0	0	0	0	.500	1.000	1.500	
	MINOR LEAGUE TOTALS (8 SEASONS)	.237	576	1906	281	451	758	110	4	63	270	244	0	552	23	14	.349	.398	.747	

STORM CHASERS ORGANIZATION

2023 OMAHA STORM CHASERS

2022 SEASON IN REVIEW

PLAYER & COACH DATABASE

HISTORY & RECORDS

INTERNATIONAL LEAGUE

ROYALS ORGANIZATION

GENERAL INFORMATION



# EVAN SISK



**BATS**  
L

**THROWS**  
L

**HEIGHT**  
6'2"

**WEIGHT**  
209 LBS

**OPENING DAY AGE**  
25

**BORN:** April 23, 1997 in Chester, South Carolina 🇺🇸  
**RESIDES:** Chester, South Carolina  
**ACQUIRED:** January 24, 2023 – traded from Minnesota with Steven Cruz to Kansas City in exchange for Michael A. Taylor.  
**DRAFTED:** St. Louis' 16<sup>th</sup>-Round pick in the 2018 MLB Draft (483<sup>rd</sup> OVERALL)  
**COLLEGE:** College of Charleston (Charleston, South Carolina)  
**HIGH SCHOOL:** Lewisville High School (Richburg, South Carolina)  
**PRO DEBUT:** June 22, 2018 (Johnson City) 2.0 IP, 0 ER, 5 K vs. Kingsport

## 2022 SEASON

- Split his first full season in the Twins organization between the Wichita Wind Surge (AA) and St. Paul Saints (AAA), earning Minnesota MiLB.com Organization All-Star honors as a relief pitcher ... posted a 1.57 ERA (11 ER in 63.0 IP) with 76 strikeouts against 29 walks (10.86 K/9 and 2.62 K/BB) across 50 games between the two levels.
- Held left-handed batters to a .085 batting average (9-for-106), compared to a .236 average (26-for-110) vs. righties ... overall, held opposing hitters to a .162 average (35-for-216).
- Opened the season with eight straight scoreless appearances (11.1 IP) for Wichita, not allowing his first earned run until May 8 vs. Tulsa (LAD) ... at the time of his promotion to Triple-A, had allowed just three earned runs in 28.1 innings (0.93 ERA) with the Wind Surge, with 16 of his 19 outings in Double-A being scoreless.
- Promoted to Triple-A on June 13 and finished the year 2nd on St. Paul's staff in games pitched (31), despite starting season in Double-A and ranked 3rd on staff with an 11.2 K/9 (min. 25.0 IP) ... across his final 20 outings of the season, allowed just 4 earned runs in 22.2 innings (1.59 ERA) from July 30-Sept. 27.
- Traded to Kansas City from Minnesota with RHP Steven Cruz on January 23, 2023, in exchange for Michael A. Taylor.

## AWARDS AND ACCOLADES

**2022** MiLB Organizational All-Star, Minnesota RP (WCH/STP)

## CAREER HIGHS

**INNINGS:** 3.0 (5x) – Last: 6/18/21 @ Wichita  
**STRIKEOUTS:** 5 (4x) – Last: 8/20/21 @ Springfield  
**WALKS:** 3 (3x) – Last: 7/22/22 @ Indianapolis  
**HITS:** 5 (3x) – Last: 8/12/21 @ Tulsa  
**EARNED RUNS:** 4 – 8/12/21 @ Tulsa  
**HOME RUNS:** 2 – 8/12/21 @ Tulsa  
**PITCHES THROWN:** 55 – 8/20/21 @ Springfield  
**SCORELESS STREAK:** 13.0 IP – 4/8/22 to 5/8/22



## 2021

- Began the season in the Cardinals organization, but acquired by Minnesota via trade on July 30 along with RHP John Gant, in exchange for LHP J.A. Happ ... split the year between Peoria (A+), Springfield (AA) and Wichita (AA), combining to pitch in 39 games with a 3-1 record and 3.91 ERA (23 ER in 53.0 IP), striking out 69 with 35 walks.
- Pitched 10 games in High-A for the Chiefs before earning his first promotion to Double-A on June 9 ... allowed fewer than two earned runs in 14 of 16 games with the Cardinals, including 10 of his first 14 appearances before being traded.
- His longest outing of the year came on June 18 @ Wichita (MIN), pitching against the team he ended the season with after the trade, throwing 3.0 scoreless innings to tie a career-high in innings pitched, while striking out four.
- Stayed in the Texas League after being traded to the Twins and pitched twice against Springfield once he joined Wichita, totaling 4.0 innings against the Cardinals between outings on August 17 and 20, including tying a career-high with five strikeouts over 2.2 scoreless frames on 8/20 @ Springfield.
- Upon the conclusion of the Minor League season, was assigned to the Scottsdale Scorpions in the Arizona Fall League and pitched in 10 games, striking out 14 in 10.2 innings of work (11.8 K/9)

## 2019

- Spent the entire season with the Peoria Chiefs (A) and tied for the team lead with 41 games pitched, which also ranked tied for 7th in Midwest League.
- Exclusively pitching out of the bullpen, 25 of his 41 appearances lasted longer than 1.0 inning ... tied a career-high with 3.0 innings pitched on May 14 vs. Beloit (OAK).
- Once again, left-handed hitters struggled against him, hitting just .214 (15-for-70) with a .595 OPS, compared to right-handers, who hit .280 (44-for-157), with a .748 OPS.
- Pitched his best and the most frequently in the month of May, making 10 relief appearances with a 1.53 ERA (3 ER in 17.2 IP), with a pair of saves ... took losses, however, in the three games in which he allowed a run.

## 2018

- After being drafted by St. Louis in the 16th round, began his professional career with the Johnson City Cardinals (R) and pitched to a 1.76 ERA (6 ER in 30.2 IP) 35 strikeouts (10.3 K/9) and just one home run allowed.

- Tied for the Appalachian League lead with four holds and 5th in fewest baserunners allowed per 9 innings (10.08) ... converted five saves in five opportunities as the team leader in saves.
- 15 of his 20 appearances with the Cardinals were scoreless outings and allowed more than one earned run just once.
- Held left-handed hitters to just two hits in 27 at-bats (.074 average) and a .367 OPS, compared to righties, who hit .256 (21-for-82) off him with a .615 OPS.
- Made the only start of his pro career in his third career game on July 4 @ Bristol (PIT) ... pitched 3.0 scoreless innings with two strikeouts in an eventual 11-2 win.

## COLLEGE (2016-2018)

- Attended the College of Charleston from 2016-18, going 16-7 with a 3.69 ERA (84 ER in 204.2 IP) with 70 walks and 162 strikeouts in 47 games (32 starts) with the Cougars ... was teammates with Twins pitcher Bailey Ober in 2016-17.
- JUNIOR (2018):** Named a preseason All-CAA Honorable Mention, All-CAA Second Team selection for the second consecutive year and College Baseball Foundation National Pitcher of the Year Watch List ... appeared in 15 games (all starts) with a team-high 11 quality starts ... compiled a 10-3 record with a 2.96 earned run average and 78 strikeouts in 91.1 innings, while holding opposing batters to a .222 batting average ... led the CAA and ranked tied for 7th in NCAA Division 1 in wins (10), ranked 67th in the nation in WHIP (1.07).
- SOPHOMORE (2017):** Named All-CAA Second Team ... appeared in 15 games (12 starts) ... posted a 5-2 record with a 3.72 earned run average and 47 strikeouts in 75 innings of work.
- FRESHMAN (2016):** Appeared in 17 games (five starts) ... Posted a 1-2 record with a 5.40 earned run average with 37 strikeouts in 38.1 innings of work.

## MISCELLANEOUS

- Full name is **Samuel Evan Sisk**
- 2015: Graduated from Lewisville HS in Richburg, South Carolina, where he was named all-state as a sophomore, junior and senior and won a state championship in basketball as a sophomore ... in his final regular season home game as a senior, pitched a no-hitter against Great Falls High School, striking out 12 batters ... also combined with two other pitchers to toss no-hitter against North Central High School his senior season, starting the game and struck out five of the first nine batters in three innings of work.

## CAREER JUSTICE

YEAR	CLUB	W	L	ERA	G	GS	CG	SHO	SV	SVO	IP	H	R	ER	HR	HB	BB	SO	WHIP	AVG
2018	Johnson City (R)	0	0	1.76	20	1	0	0	5	5	30.2	23	6	6	1	1	12	35	1.14	.211
2019	Peoria (A)	3	6	3.25	41	0	0	0	5	8	61.0	59	27	22	3	5	26	56	1.39	.260
2020	Did not play (no minor league season)																			
2021	Peoria (A+)	0	0	2.84	10	0	0	0	3	3	12.2	13	11	4	0	2	8	18	1.66	.250
	Springfield (AA)	2	0	3.60	16	0	0	0	1	3	20.0	19	12	8	2	5	12	28	1.55	.244
	Wichita (AA)	1	1	4.87	13	0	0	0	0	1	20.1	22	14	11	2	1	15	23	1.82	.265
2022	Wichita (AA)	3	0	0.95	19	0	0	0	1	2	28.1	16	3	3	2	0	11	33	0.95	.160
	St. Paul (AAA)	2	1	2.08	31	0	0	0	0	1	34.2	19	11	8	0	4	18	43	1.07	.164
MINOR LEAGUE TOTALS (4 SEASONS)		11	8	2.69	150	1	0	0	15	23	207.2	171	84	62	10	18	102	236	1.31	.224





# COLLIN SNIDER



**BATS**  
R

**THROWS**  
R

**HEIGHT**  
6'4"

**WEIGHT**  
195 LBS

**OPENING DAY AGE**  
27

**BORN:** October 10, 1995 in Nashville, Tennessee

**RESIDES:** Murfreesboro, Tennessee

**ACQUIRED:** 12<sup>TH</sup>-Round selection in the 2017 MLB Draft (360<sup>TH</sup> Overall)

**COLLEGE:** Vanderbilt University (Nashville, Tennessee)

**HIGH SCHOOL:** Riverdale High School (Murfreesboro, Tennessee)

**PRO DEBUT:** June 25, 2017 (Burlington) 0.2 IP, 0 R, 1 K @ Bluefield

**MLB DEBUT:** April 9, 2022 (KANSAS CITY): 1.0 IP, 0 ER, 1 K VS. CLEVELAND

**MLB SERVICE TIME:** 114 Days

**RIGHT-HANDED PITCHER**

## 2022 SEASON

- ♣ In his first season in the big leagues, both started and ended the season with Kansas City ... pitched in 42 games across five stints with the Royals, going 4-2 with a 6.55 ERA (25 ER in 34.1 IP) ... with Kansas City from Opening Day to June 10, July 16 to 17, August 20 to 23, August 24 to September 25 and October 4 to the end of season ... also appeared in 20 games with Omaha (AAA).
- ♣ Made his first Opening Day roster in 2022 and earned the win in his Major League debut on April 9 vs. Cleveland, when he pitched a scoreless top of the 10th ahead of a Royals rally in the bottom half, the 20th pitcher in Royals history to win in his debut and the first since Foster Griffin on July 27, 2020.
- ♣ Began his career with 5.1 scoreless innings over 6 appearances, and he pitched in 27 of the club's first 56 games during his first stint from Opening Day through June 9.
- ♣ Pitched to a 2.70 ERA (3 ER in 10.0 IP) over his first 12 appearances through May 3, but yielded a 12.66 ERA (15 ER in 10.2 IP) over his next 14 outings, and was optioned on June 10.
- ♣ 12 of his last 15 outings of the season were scoreless, across his final four stints with the Royals.
- ♣ Stranded 25 of the 31 runners he inherited (80.6%), including each of his first 19, the longest such streak for a Royals pitcher and 4th-longest to begin a career since 1957.
- ♣ Over his 20 Triple-A appearances with the Storm Chasers between June and August, produced a 5.40 ERA (13 ER in 21.2 IP) with 12 scoreless outings ... in his first five games, allowed nine earned runs over 4.1 innings (18.69 ERA), then pitched to a 2.08 ERA (4 ER in 17.1 IP) in his next 15 before re-joining the Royals' big league bullpen.

## CAREER HIGHS

**INNINGS:** 6.0 - 4/8/18 vs. Charleston  
**STRIKEOUTS:** 5 (2x) - Last: 6/30/21 @ Springfield  
**WALKS:** 3 (2x) - Last: 8/7/22 vs. St. Paul  
**HITS:** 11 - 9/2/18 @ Greenville  
**EARNED RUNS:** 7 - 5/14/21 @ Columbus  
**HOME RUNS:** 3 (2x) - Last: 5/14/21 @ Columbus  
**PITCHES THROWN:** 90 - 4/13/18 @ Augusta  
**SCORELESS STREAK:** 11.0 IP - 7/12/19 to 8/3/19



## 2021

- ♣ Split the season between NW Arkansas and Omaha (AA), making a career-high 48 appearances with a career-high 64 strikeouts and 26 walks.
- ♣ Made his Double-A debut in the season opener on May 4 @ Arkansas (SEA) and earned a save in his Double-A debut pitched again for the Naturals on May 6 before getting called up to Triple-A, where he recorded a 1-2-3 inning on May vs. St. Paul (MIN) for the Storm Chasers.
- ♣ Struggled in his first stint with Omaha, allowing 14 ER in 11 IP (11.45 ERA) across nine games before being transferred back to NW Arkansas on June 6 ... posted a 3.15 ERA in 25 Double-A outings before returning to Omaha on August 24.
- ♣ Threw a season-high 3.0 innings on Sept. 14 vs. Iowa, allowing one run on two hits with three strikeouts and one walk.
- ♣ Finished the season with three consecutive scoreless outings, including back-to-back games with 2.0 scoreless innings on September 19 vs. Iowa (CHC) and September 23 vs. Indianapolis (PIT).

## 2019

- ♣ Spent most of the season with Wilmington (A+), going 5-3 with four saves and a 2.25 ERA (13 ER in 52.0 IP) over 28 relief appearances, but also made three rehab appearances with Surprise (R) ... missed six weeks of the season, placed on the Injured List June 2 (retroactive to May 31) and activated July 15.
- ♣ Pitched to a 2.73 ERA (10 ER in 33.0 IP) in his first 16 appearances (pre-injury), but posted a 1.42 mark (3 ER in 19.0 IP), across his final 12 appearances following his return from injury.
- ♣ Did not allow a home run over his final 23 outings, spanning 37.0 innings from May 8 through the end of the season (including his rehab assignment) ... opponents slugged just .242 (3 doubles) against him in that span.
- ♣ Recorded the save in Game 5 of the Mills Cup (Carolina League) semifinals to clinch Wilmington's berth in the championship series ... posted a 3.18 ERA (2 ER in 5.2 IP) across four postseason appearances with the Blue Rocks, as the club captured the 2019 Carolina League Championship.

## 2018

- ♣ Spent the entire season with Lexington (A) and made 29 appearances (nine starts) with the Legends, going 5-7 with a 5.57 ERA (47 ER in 76.0 IP).

- ♣ Made starts in his first five outings of the season, posting a 7.89 ERA in 21.1 innings with 10 strikeouts and seven walks ... moved to the bullpen in early May and 20 of his last 23 outings came in relief ... posted a 3.29 ERA in 20 relief appearances, striking out 28 and walking five in 41.0 innings.
- ♣ Did not allow an earned run across eight appearances in August, throwing 14.0 innings while striking out 12 and walking just two.
- ♣ Earned the win in Game 3 of South Atlantic League Championship Series, stranding the bases loaded in the fifth inning and throwing 1.2 scoreless innings of relief on September 13 @ Lakewood (PHI) as he helped the Legends win the league title.

## 2017

- ♣ Split his first professional season between Burlington (R) and Lexington (A).
- ♣ Won three of his first 10 appearances with the B-Royals, including his first pro victory on July 2 @ Princeton (TB).
- ♣ Made his Low-A debut on August 18 vs. Asheville (COL) and allowed runs in all five of his outings with the Legends.

## COLLEGE (2015-2017)

- ♣ Attended Vanderbilt University from 2015 to 2017, making 60 appearances (one start) in three seasons with a 7-2 record and 3.62 ERA (35 ER in 87.0 IP).
- ♣ Teammates at Vanderbilt with current Major Leaguers Kyle Wright, Jordan Sheffield, Bryan Reynolds, Ben Bowden, Dansby Swanson, Walker Buehler, and Carson Fulmer.
- ♣ Reached the 2015 College World Series Finals with Vanderbilt, which lost to Virginia two games to one ... appeared in Game 3 of the series, inheriting two runners and retiring the lone batter he faced.

## MISCELLANEOUS

- ♣ Full name is **Collin Kenneth Snider** ... currently resides in Murfreesboro, Tennessee during the offseason, with his wife, Rachel Snider, and dog, Jax.
- ♣ 2014: Graduated from Riverdale High School (Murfreesboro, Tenn.), where he lettered for four years in baseball, helping the team win district titles, regional championships, sub-state championships and reach the State Final Four event year from 2012 to 2014 ... threw a perfect game his senior year.
- ♣ Sister Danielle won a national championship in cheerleading in high school and mother Cheri played volleyball at Clarke College.

## CAREER PITCHING

YEAR	CLUB	W	L	ERA	G	GS	CG	SHO	SV	SVO	IP	H	R	ER	HR	HB	BB	SO	WHIP	AVG
2017	Burlington (R)	3	0	1.85	12	0	0	0	1	2	24.1	26	15	5	1	2	6	16	1.32	.274
	Lexington (A)	0	0	6.75	5	0	0	0	1	1	9.1	14	8	7	3	1	0	6	1.50	.333
2018	Lexington (A) ○	5	7	5.57	29	9	0	0	1	2	76.0	111	62	47	13	6	16	50	1.67	.330
2019	Surprise (R)	0	0	2.08	3	1	0	0	0	0	4.1	3	1	1	0	0	0	0	0.69	.188
	Wilmington (A+) ○	5	3	2.25	28	0	0	0	4	4	52.0	44	19	13	2	3	11	34	1.06	.233
2020	Did not play (no minor league season)																			
2021	NW Arkansas (AA) ○	2	1	2.97	27	0	0	0	3	4	36.1	32	12	12	1	3	14	41	1.27	.241
	Omaha (AAA)	3	2	6.30	21	0	0	0	3	4	30.0	39	23	21	7	2	12	23	1.70	.310
2022	Omaha (AAA)	2	1	5.40	20	0	0	0	1	1	21.2	18	15	13	1	3	16	13	1.57	.231
	KANSAS CITY	4	2	6.55	42	0	0	0	2	2	34.1	40	25	25	3	2	15	22	1.60	.301
MAJOR LEAGUE TOTALS (1 SEASON)		4	2	6.55	42	0	0	0	2	2	34.1	40	25	25	3	2	15	22	1.60	.301
MINOR LEAGUE TOTALS (5 SEASONS)		20	14	4.22	145	10	0	0	10	14	254.0	287	155	119	28	20	75	183	1.43	.283

STORM CHASERS ORGANIZATION

2023 OMAHA STORM CHASERS

2022 SEASON IN REVIEW

PLAYER & COACH DATABASE

HISTORY & RECORDS

INTERNATIONAL LEAGUE

ROYALS ORGANIZATION

GENERAL INFORMATION



# KOHL STEWART

Coal



<b>BATS</b>	<b>THROWS</b>
R	R
<b>HEIGHT</b>	<b>WEIGHT</b>
6'3"	200 LBS
<b>OPENING DAY AGE</b>	
28	

**BORN:** October 7, 1994 in Houston, Texas   
**RESIDES:** Tomball, Texas  
**ACQUIRED:** January 9, 2023 – Signed as a Minor League Free Agent  
**DRAFTED:** Minnesota's 1<sup>st</sup>-Round selection in the 2013 MLB Draft (4<sup>th</sup> Overall)  
**HIGH SCHOOL:** St. Pius X High School (Houston, Texas)  
**PRO DEBUT:** July 4, 2013 (GCL Twins) 2.0 IP, 1 ER, 2 K vs. GCL Rays  
**MLB DEBUT:** August 12, 2018 (MINNESOTA): 4.1 IP, 3 ER, 1 K @ DETROIT  
**MLB SERVICE TIME:** 2 Years, 30 Days

**RIGHT-HANDED PITCHER**

## 2022 SEASON

- Did not play professionally, as he continued to rehab an elbow injury that cut his 2021 season short.
- Was not under contract with a team in 2022, but signed a Minor League deal with Kansas City on January 9, 2023.

## 2021

- Signed with the Chicago Cubs on January 28, 2021 and made 10 appearances (eight starts) between Chicago and the Iowa Cubs (AAA) ... had four separate stints in the big leagues with the Cubs: May 4 to 5, May 31 to June 7, June 8 to 12 and July 2 to 6 ... placed on the 10-Day Injured List on July 6 with right elbow inflammation ... transferred to the 60-Day IL on July 29 and missed the rest of the season.
- Appeared in four games (three starts) for Chicago, with a 5.27 ERA (8 ER in 13.2 IP) and 11 strikeouts ... earned the win in his Cubs debut on May 31 vs. San Diego, allowing one unearned run on three hits over 5.0 innings, notching his first Major League win since July 21, 2019.
- Pitched in six games (five starts) for Iowa and produced a 3.46 ERA (10 ER in 26.0 IP) and struck out 26 while walking just six (4.33 K/BB) ... held opposing hitters to a .174 batting average (16-for-92).
- Pitched twice against the Storm Chasers, with both outings coming at Principal Park in Des Moines, combined to go 2-0 against Omaha with a 0.90 ERA (1 ER in 10.0 IP) with five hits allowed, one walk and eight strikeouts.

## 2020

- Signed as a free agent with the Baltimore Orioles on December 29, 2019.
- As a Type 1 diabetic, opted out of the shortened 2020 MLB season over concerns regarding the COVID-19 pandemic and spent the season at home with his family in Texas.
- Refused an outright assignment at the end of the season and elected free agency on October 29, 2020.

## 2019

- Earned his first invitee to big league camp with the Twins, appearing in four Grapefruit League games (three starts), with a 5.40 ERA (4 ER in 6.2 IP) and three strikeouts ... had only pitched in one spring game previously, in 2017.
- Split the season between the Rochester Red Wings (AAA) and Minnesota, pitching in nine games (two starts) for the Twins across seven stints: April 24, May 11 to 12, June 20 to 21, July 5 to 6, July 18 to 24, August 7 and September 1 through the end of season ... also made 20 appearances (19 starts) in Triple-A with Rochester.
- His first two appearances with the Twins were starts, while the last seven came in relief ... his season debut with Minnesota came in his hometown on April 24 @ Houston, as he allowed five earned runs over 6.0 innings in a losing effort.
- In 19 Triple-A outings, went 8-6 with a 5.14 ERA (52 ER in 91.0 IP) and 80 strikeouts ... went 3-0 in five May appearances with a 2.55 ERA (7 ER/24.2 IP) and 20 strikeouts.

## 2018

- Began the season with the Chattanooga (AA) and made 14 starts for the Lookouts before earning a promotion to Rochester (AAA) on June 24 and appeared in just seven games (five starts) before his contract was selected by Minnesota on August 12, and he proceeded to finish the season with the Twins in the big leagues.
- Between Double-A, Triple-A and the Major Leagues, he combined to pitching in 29 games (23 starts) and go 5-8 with a 4.27 ERA (69 ER in 145.1 IP) and 125 strikeouts.
- Was twice named Minnesota's Minor League Pitcher of the Week: first, for the week of April 8 to 14 (5.0 IP, 1 ER, 3 H, 9 K) and again for the week of July 15 to 21 (12.0 IP, 2 ER, 10 H, 10 K).
- Made his Major League debut the night he was called up on August 12 @ Detroit ... allowed three runs on eight hits over 4.1 innings and took a loss to the Tigers.
- Picked up his first Major League win almost a month after his MLB debut, on September 11 vs. New York (AL), as he pitched 3.1 innings of relief, despite allowing three runs on two hits and a career-high five walks.
- Entered the season ranked as the No. 30 prospect in the Twins organization by *Baseball America*.

## 2017

- Spent most of the season with the Chattanooga Lookouts (AA), going 5-6 with a 4.09 ERA (35 ER in 77.0 IP) over 16 starts, but made one start for Rochester (AAA) and had two stints on the Disabled List, from May 8 to June 29 and August 22 through the end of the season, both times with left knee tendinitis.

## AWARDS AND ACCOLADES

- 2016** Florida State League Midseason All-Star (FTM)
- 2014** Midwest League Midseason All-Star (CR)

## CAREER HIGHS

**INNINGS:** 8.0 (3x) – Last: 8/19/16 vs. Montgomery  
**STRIKEOUTS:** 9 (3x) – Last: 5/7/21 vs. Indianapolis  
**WALKS:** 6 – 5/23/16 vs. Tampa  
**HITS:** 11 – 7/8/16 vs. Birmingham  
**EARNED RUNS:** 8 – 6/30/19 vs. Pawtucket  
**HOME RUNS:** 2 (4x) – Last: 5/14/21 @ St. Paul  
**PITCHES THROWN:** 105 – 4/24/19 @ HOUSTON  
**SCORELESS STREAK:** 13.0 IP – 5/10/16 to 5/23/16



- Earned the win in his Triple-A debut and only start of the season with the Red Wings on August 18 @ Louisville (CIN), as he threw 5.0 innings and allowed four earned runs on seven hits.
- Had two different stints on the Disabled List, May 8 to June 29 and August 22 to the end of season, both times with left knee tendinitis.
- Entered the season ranked as the No. 7 prospect in the Twins organization by *Baseball America*.

## 2016

- Split the season between the Fort Myers Miracle (A+) and Chattanooga Lookouts (AA), was named a Florida State League Midseason All-Star with Fort Myers ... combined to go 12-8 with a 2.88 ERA (46 ER in 143.2 IP) and 91 strikeouts.
- Produced the longest scoreless streak of his career between May 10 and May 23, a span that lasted 13.0 innings, including a 6.0-inning scoreless start on May 16 @ Dunedin (TOR).
- After being promoted to Double-A on May 31, went 8-4 with a 2.58 ERA (21 ER in 73.1 IP) over 12 starts in the second half of the season.
- Pitched at least 5.0 innings in 21 of his 25 starts, including 16 quality starts (min. 6.0 IP, max 3 ER) ... twice tied a career high by throwing 8.0 innings of two-run baseball on August 6 vs. Jacksonville (MIA) and one-run ball on August 19 vs. Montgomery (TB).
- Placed on the 7-Day Disabled List from August 27 to September 3 with right biceps tendinitis.
- Entered the season ranked as the No. 8 prospect in the Twins organization by *Baseball America*.

## 2015

- Spent the entire season with the Fort Myers Miracle (A+) with a 7-8 record, 3.20 ERA (46 ER in 129.1 IP) and 71 strikeouts ... led the Miracle pitching staff in innings, ranked 8th in the Florida State League in ERA.
- Over his final five starts of the season, went 3-1 with a 1.95 ERA (7 ER in 32.1 IP) with 10 walks and 19 strikeouts ... in that stretch of time, tossed his first career complete game on August 18 vs. Charlotte (TB), throwing 7.0 innings in the second game of a doubleheader, allowing two earned runs on six hits with two strikeouts.
- Pitched at least 5.0 innings in 19 of his 22 starts, including 14 quality starts (min. 6.0 IP, max 3 ER).
- Was on the Disabled List from April 22 to May 11 with right elbow inflammation.
- Entered the season ranked as the No. 4 prospect in the Twins organization by *Baseball America* and the No. 36 prospect in baseball.

## 2014

- Spent the entire season with the Cedar Rapids Kernels (A) and was named a Midwest League Midseason All-Star, making 19 starts with a 3-5 record and 2.59 ERA (25 ER in 87.0 IP) and 62 strikeouts ... allowed two runs or less in 17 of his 19 starts
- Named as the best pitching prospect in the Midwest League by *Baseball America*'s Best Tools survey.
- Entered the season ranked as the No. 4 prospect in the Twins organization by *Baseball America*.

# KOHL STEWART (CONT.)

## 2013

- After being drafted 4th overall in the 2013 MLB Draft by the Minnesota Twins, spent most of his first professional season with the GCL Twins (R) with six appearances (three starts) and made one appearance for the Elizabethton Twins (R) ... didn't allow more than one earned run in any Gulf Coast League outing.
- Assigned to Elizabethton in the Appalachian League on August 17 and made one start for the E-Twins, throwing 4.0 scoreless innings and eight strikeouts on August 20 vs. Greenville (HOU).

## MISCELLANEOUS

- Full name is **Kohl Robert Stewart**
- 2013:** Graduated from St. Pius X High School in Houston, Texas, where he starred in baseball and football, as a pitcher and quarterback ... as a senior, he threw for 2,560 yards and 28 touchdowns, earning Texas All-Region First-Team and Rawlings All-American honors, as well as the Gatorade High School Baseball Player of the Year after going 5-1 with a 0.18 ERA and hitting 10 home runs.
- A top recruit in both baseball and football, was committed to attend Texas A&M University, to pitch and play quarterback for the Texas A&M Aggies before being drafted by the Twins.

## CAREER PITCHING

YEAR	CLUB	W	L	ERA	G	GS	CG	SHO	SV	SVO	IP	H	R	ER	HR	HB	BB	SO	WHIP	AVG
2013	GCL Twins (R)	0	0	1.69	6	3	0	0	0	0	16.0	12	7	3	0	1	3	16	0.94	.188
	Elizabethton (R)	0	0	0.00	1	1	0	0	0	0	4.0	1	0	0	0	1	1	8	0.50	.077
2014	Cedar Rapids (A)	3	5	2.59	19	19	0	0	0	0	87.0	75	36	25	4	7	24	62	1.14	.233
2015	Fort Myers (A+)	7	8	3.20	22	22	1	0	0	0	129.1	134	63	46	2	6	45	71	1.38	.273
2016	Fort Myers (A+)	3	2	2.61	9	9	0	0	0	0	51.2	39	19	15	2	2	19	44	1.12	.207
	Chattanooga (AA)	9	6	3.03	16	16	1	0	0	0	92.0	91	40	31	4	6	44	47	1.47	.265
2017	Chattanooga (AA)	5	6	4.09	16	16	0	0	0	0	77.0	72	41	35	4	4	45	52	1.52	.253
	Rochester (AAA)	1	0	7.20	1	1	0	0	0	0	5.0	7	4	4	1	1	1	5	1.60	.333
2018	Chattanooga (AA)	3	4	4.76	14	14	0	0	0	0	68.0	84	41	36	3	5	21	71	1.54	.301
	Rochester (AAA)	0	3	3.98	7	5	0	0	0	0	40.2	45	18	18	4	2	12	30	1.40	.300
	MINNESOTA	2	1	3.68	8	4	0	0	0	0	36.2	34	16	15	1	3	18	24	1.42	.246
2019	Rochester (AAA)	8	6	5.14	20	19	0	0	0	0	91.0	90	67	52	10	11	44	80	1.47	.257
	MINNESOTA	2	2	6.39	9	2	0	0	0	0	25.1	29	18	18	5	1	8	10	1.46	.290
2020	Did not play (opted out during COVID-19 Pandemic)																			
2021	Iowa (AAA)	2	3	3.46	6	5	0	0	0	0	26.0	16	10	10	3	1	6	26	0.85	.174
2022	CHICAGO (NL)	1	1	5.27	4	3	0	0	0	0	13.2	17	12	8	2	2	6	11	1.68	.309
2022	Did not play (injured)																			
MAJOR LEAGUE TOTALS (3 SEASONS)		5	4	4.88	21	9	0	0	0	0	75.2	80	46	41	8	6	32	45	1.48	.273
MINOR LEAGUE TOTALS (8 SEASONS)		41	43	3.60	137	130	2	0	0	0	687.2	666	347	275	37	47	265	512	1.35	.256

## 1ST ROUND DRAFT PICKS TO PLAY FOR THE CHASERS

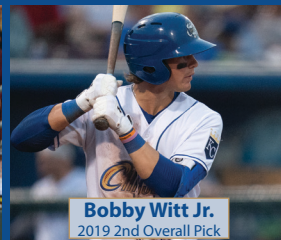
DRAFT YEAR/PICK	NAME	YEAR(S) WITH CHASERS	DRAFT YEAR/PICK	NAME	YEAR(S) WITH CHASERS
1998 10 <sup>th</sup> , Rangers	Carlos Peña	2013	2008 32 <sup>nd</sup> , Brewers	Jake Odorizzi	2012
1999 19 <sup>th</sup> , Blue Jays	Alex Ríos	2015	2008 36 <sup>th</sup> , Royals	Mike Montgomery	2011-12
2001 13 <sup>th</sup> , Angels	Casey Kotchman	2015	2009 7 <sup>th</sup> , Braves	Mike Minor	2016
2002 6 <sup>th</sup> , Royals	Zack Greinke	2022	2009 28 <sup>th</sup> , Red Sox	Rey Fuentes	2015-16
2002 12 <sup>th</sup> , Angels	Joe Saunders	2014	2010 4 <sup>th</sup> , Royals	Christian Colón	2012-16
2002 24 <sup>th</sup> , Athletics	Joe Blanton	2015	2011 5 <sup>th</sup> , Royals	Bubba Starling	2016-19, 2021
2003 23 <sup>rd</sup> , Angels	Brandon Wood	2013	2012 5 <sup>th</sup> , Royals	Kyle Zimmer	2017, 19, 2021
2003 30 <sup>th</sup> , Royals	Mitch Maier	2012	2012 46 <sup>th</sup> , Rockies	Eddie Butler	2021
2004 32 <sup>nd</sup> , Blue Jays	Zach Jackson	2013	2013 8 <sup>th</sup> , Royals	Hunter Dozier	2016-18, 2021
2005 2 <sup>nd</sup> , Royals	Alex Gordon	2015-16, 2018	2014 17 <sup>th</sup> , Royals	Brandon Finnegan	2015
2005 42 <sup>nd</sup> , Red Sox	Clay Buchholz	2018	2014 28 <sup>th</sup> , Royals	Foster Griffin	2019, 2021-22
2006 14 <sup>th</sup> , Blue Jays	Travis Snider	2016	2017 14 <sup>th</sup> , Royals	Nick Pratto	2021-22
2006 16 <sup>th</sup> , Brewers	Jeremy Jeffress	2011-12	2017 35 <sup>th</sup> , Twins	Brent Rooker	2022
2006 21 <sup>st</sup> , Yankees	Ian Kennedy	2018	2018 18 <sup>th</sup> , Royals	Brady Singer	2021-22
2006 39 <sup>th</sup> , Indians	David Huff	2016	2018 33 <sup>rd</sup> , Royals	Jackson Kowar	2021-22
2006 41 <sup>st</sup> , Yankees	Joba Chamberlain	2015	2018 34 <sup>th</sup> , Royals	Daniel Lynch	2021-22
2007 2 <sup>nd</sup> , Royals	Mike Moustakas	2011, 2014	2018 40 <sup>th</sup> , Royals	Kris Bubic	2022
2007 36 <sup>th</sup> , Cardinals	Clayton Mortensen	2013-16	2019 2 <sup>nd</sup> , Royals	Bobby Witt Jr.	2021
2007 57 <sup>th</sup> , Padres	Mitch Canham	2013	2020 32 <sup>nd</sup> , Royals	Nick Loftin	2022
2008 3 <sup>rd</sup> , Royals	Eric Hosmer	2011, 2014			



**Alex Gordon**  
2005 2nd Overall Pick



**Mike Moustakas**  
2007 2nd Overall Pick



**Bobby Witt Jr.**  
2019 2nd Overall Pick





# JOSH TAYLOR



**BATS**  
L

**THROWS**  
L

**HEIGHT**  
6'5"

**WEIGHT**  
245 LBS

**OPENING DAY AGE**  
30

**BORN:** March 2, 1993 in Phoenix, Arizona 🇺🇸  
**RESIDES:** Phoenix, Arizona  
**ACQUIRED:** January 24, 2023 – traded from Boston to Kansas City in exchange for Adalberto Mondesi and a Player To Be Named Later  
**SIGNED:** August 12, 2014 – Signed by Philadelphia as a non-drafted Free Agent  
**COLLEGE:** Georgia College & State University (Milledgeville, Georgia)  
**COLLEGE:** Scottsdale Community College (Scottsdale, Arizona)  
**HIGH SCHOOL:** Centennial High School (Peoria, Arizona)  
**PRO DEBUT:** August 18, 2014 (GCL Phillies) 1.0 IP, 0 ER, 1 K @ GCL Astros  
**MLB DEBUT:** May 29, 2019 (BOSTON) 1.0 IP, 1 ER, 1 K VS. CLEVELAND  
**MLB SERVICE TIME:** 3 Years, 121 Days

LEFT-HANDED PITCHER

## 2022 SEASON

- Missed the entire Major League season with persistent back strain ... he did not pitch in Spring Training, was placed on the 15-Day Injured List on April 4, then transferred to the 60-Day IL on May 12.
- Went on two rehab assignments, the first with the Worcester Red Sox (AAA) from April 17-27 and the second from June 21-July 12, with the Portland Sea Dogs (AA) and the Triple-A Wood Sox ... he made 13 appearances (7 starts) and allowed 10 runs (8 ER) on 20 hits in 12.0 innings (6.00 ERA).
- Was traded by Boston to Kansas City on January 24, 2023, in exchange for Adalberto Mondesi and a player to be named later.

## 2021

- Made his first MLB Opening Day roster and pitched the entire season with Boston, with career highs in appearances (61) and innings (47.2), but missed 16 games due to three stints on the Injured List.
- Set the Red Sox franchise record for most consecutive scoreless appearances by a left-handed pitcher (26), the 2nd-longest streak ever by any Sox pitcher, in what was a 21.2-inning scoreless streak between April 30 and July 5 ... tied for the 2nd-longest scoreless streak by any Major League pitcher in 2021 (Sadler-28, Chafin-26).
- Allowed only one extra-base hit (double) to 90 left-handed hitters faced (double), holding them to a .146 batting average (12-for-82) ... after the All-Star break, allowed just one hit (single) to his 36 lefties faced, as they hit .033 (1-for-30).
- Pitched in six of Boston's 11 postseason games with three holds and a 2.25 ERA (1 ER in 4.0 IP) ... made his playoff debut in Game 1 of the 2021 ALDS @ Tampa Bay and threw a perfect 7th inning in Boston's ALDS-clinching Game 4 win over the Rays.

## 2020

- Made eight appearances with Boston, missing 40 games over two stints on the Injured List ... missed the first 22 games of the season on the IL from July 16 to August 17. Did not allow any runs or hits in three straight appearances from August 30 to September 4, but placed back on the Injured List on September 11 (retroactive to 9/8) with left shoulder tendinitis and missed the rest of the season.

## 2019

- Made his Major League debut in his first full season in the Red Sox organization, pitching in 52 games (one start) over two stints with Boston, posting a 3.04 ERA (16 ER in 47.1 IP) with 11.79 K/9 (62 K in 47.1 IP) ... one of 15 MLB rookies that made 50+ appearances ... recalled for the first time on May 29 and again on June 14.
- Over his last 47 MLB appearances from June 16 through the end of the year, posted a 2.13 ERA (10 ER in 42.1 IP) and held opponents to a .187 average (28-for-150).
- Pitched 20 games in relief across two stints for the Triple-A PawSox, with a 2.70 ERA (7 ER in 23.1 IP) and 32 strikeouts (12.34 K/9).

## 2018

- Spit the season between the Diamondbacks and Red Sox organizations in his first full season as a reliever ... traded to Boston on May 15 as the Player to be Named Later from the March 24 deal that sent Denver Marrero to Arizona ... across 48 combined appearances, went 3-7 with 13 saves and a 3.35 ERA (20 ER in 53.2 IP).
- Began the season with the Visalia Rawhide (A+) and did not allow a run in 10 of 14 outings before earning a promotion to Jackson (AA) on May 12, but was traded to the Red Sox three days later and joined the Portland Sea Dogs (AA).
- Following the season, was assigned to the Mesa Solar Sox in the Arizona Fall League, his second stint in the AFL ... over 100 games (13.1 IP), struck out 17 in just two walks.

## CAREER HIGHS

**INNINGS:** 9.0 (2x) – Last: 7/5/16 vs. Pensacola  
**STRIKEOUTS:** 13 (2x) – Last: 6/10/16 vs. Lancaster  
**WALKS:** 5 (2x) – Last: 6/13/17 vs. Tennessee  
**HITS:** 10 (3x) – Last: 4/21/16 @ Rancho Cucamonga  
**EARNED RUNS:** 7(2x) – Last: 4/21/16 @ Rancho Cucamonga  
**HOME RUNS:** 2 (5x) – Last: 6/3/17 vs. Mississippi  
**PITCHES THROWN:** 103 – 6/13/17 vs. Tennessee  
**SCORELESS STREAK:** 21.2 IP – 4/30/21 to 7/5/21



## 2017

- Pitching for the Jackson Generals (AA), transitioned to the bullpen in June after working primarily as a starter from 2014-2016 ... his first 14 appearances came as a starter, but each of his final 20 came in relief, including nine scoreless relief outings.

## 2016

- Pitched the season between the Visalia Rawhide (A+) and Mobile BayBears (AA), pitching in 26 games (24 starts) with a 5-11 record and 5.36 ERA (79 ER in 132.2 IP).
- Named Arizona's Minor League Pitcher of the Month for July, as he went 3-0 with a 1.47 ERA (5 ER in 30.2 IP) ... the Southern League Pitcher of the Week for July 4 to 10.
- Following the season, was assigned to the Salt River Rafter in the Arizona Fall League, as he made six starts and went 1-0 with a 3.57 ERA (9 ER in 22.2 IP).

## 2015

- Spit the season between the Phillies and Diamondbacks organization in his first full professional season ... traded to Arizona on July 5 with RHP Chris Oliver and the No. 9 overall bonus pool slot, in exchange for the No. 1 overall bonus pool slot.
- Went 8-8 with a 3.96 ERA (56 ER in 127.1 IP) over 24 starts between the Lakewood BlueClaws (A-PH) and Kane County Cougars (A-AZ) ... named South Atlantic League Pitcher of the Week with Lakewood for June 8 to 14.

## 2014

- Made his pro debut for the GCL Phillies (R), pitching 9.1 scoreless innings across three starts, allowing five hits and four walks with 13 strikeouts.

## COLLEGE (2012-2014)

- Attended Georgia College and State University (2014) and Scottsdale Community College (2012-13), playing in the National Junior College World Series in both 2012 and 2013 with the SCC Artichokes

## MISCELLANEOUS

- Full name is **Joshua Earl Taylor**
- 2011: Graduated from Centennial High School (Peoria, AZ) ... earned the team's Cy Young Award three times and the MVP once.
- The Phillies Scout who signed Taylor, Scott Noworyta, is the father of Storm Chasers Bench Coach, David Noworyta.

## CAREER PITCHING

YEAR	CLUB	W	L	ERA	G	GS	CG	SHO	SV	SVO	IP	H	R	ER	HR	HB	BB	SO	WHIP	AVG
2014	GCL Phillies (R)	2	0	0.00	3	0	0	0	0	0	9.1	5	0	0	0	0	4	13	0.96	.156
2015	Lakewood (A)	4	5	4.61	13	13	0	0	0	0	68.1	71	38	35	6	1	24	70	1.39	.265
	Kane County (A) ○	4	3	3.20	11	11	1	0	0	0	59.0	73	29	21	2	1	20	53	1.58	.311
2016	Visalia (A+)	2	7	5.65	15	13	0	0	0	0	78.0	105	57	49	7	4	24	77	1.65	.335
	Mobile (AA)	3	4	4.94	11	11	1	1	0	0	54.2	63	32	30	4	1	18	46	1.48	.289
2017	AZL Diamondbacks (R)	0	0	0.00	1	0	0	0	1	1	1.0	0	0	0	0	0	0	1	0.00	.000
	Jackson (AA)	4	7	5.01	33	14	0	0	1	3	97.0	115	59	54	7	1	46	91	1.66	.303
2018	Visalia (A+)	1	2	2.81	14	0	0	0	5	6	16.0	16	9	5	1	0	5	20	1.31	.262
	Portland (AA)	2	5	3.79	33	0	0	0	8	10	35.2	42	18	15	1	5	18	37	1.68	.294
	Pawtucket (AAA)	0	0	0.00	1	0	0	0	0	0	2.0	1	0	0	0	0	0	3	0.50	.143
2019	Pawtucket (AAA)	1	1	2.70	20	0	0	0	3	4	23.1	18	9	7	2	1	11	32	1.24	.222
	BOSTON	2	2	3.04	52	1	0	0	0	2	47.1	40	17	16	5	2	16	62	1.18	.229
2020	BOSTON	1	1	9.82	8	0	0	0	0	2	7.1	7	8	8	2	1	5	7	1.64	.233
2021	BOSTON	1	0	3.40	61	0	0	0	1	2	47.2	45	18	18	2	3	23	60	1.43	.246
2022	Portland (AA)	0	1	9.64	5	3	0	0	0	0	4.2	10	5	5	2	0	1	4	2.36	.455
	Worcester (AAA)	0	2	3.68	8	4	0	0	0	0	7.1	10	5	3	1	0	2	8	1.64	.313
	MAJOR LEAGUE TOTALS (3 SEASONS)	4	3	3.69	121	1	0	0	1	6	102.1	92	43	42	9	6	44	129	1.33	.237
	MINOR LEAGUE TOTALS (7 SEASONS)	23	37	4.42	168	69	2	1	18	24	456.1	529	261	224	33	14	173	455	1.54	.295



# SAMAD TAYLOR

**suh-mod**



**BATS**  
R

**THROWS**  
R

**HEIGHT**  
5'10"

**WEIGHT**  
160 LBS

**OPENING DAY AGE**  
24

**BORN:** July 11, 1998 in Corona, California 🇺🇸  
**RESIDES:** Sioux Falls, South Dakota  
**ACQUIRED:** August 2, 2022 – traded from Toronto to Max Castillo to Kansas City in exchange for Whit Merrifield.  
**DRAFTED:** Cleveland's 10<sup>th</sup>-Round selection in the 2016 MLB Draft (302<sup>nd</sup> Overall)  
**HIGH SCHOOL:** Corona High School (Corona, California)  
**PRO DEBUT:** June 23, 2016 (AZL Indians) 2-for-5, 2B, 3B, RBI @ AZL Rangers  
**40-MAN ROSTER:** Added by Kansas City on November 10, 2022

## 2022 SEASON

- ♣ Began the season with the Buffalo Bisons (AAA) and appeared in 70 games before being acquired by Kansas City at the 2022 Trade Deadline with RHP Max Castillo in exchange for Whit Merrifield, but did not play the rest of the season due to a preexisting injury.
- ♣ Played in 69 of Buffalo's first 73 games of the season, then was placed on the Injured List on June 29 with a left oblique strain ... he returned two weeks later and played in one game on July 13 @ Iowa (CHC), before going back on the Injured List with the same injury, and missed the rest of the regular season ... did not appear in a game for Omaha, was on the Storm Chasers Injured List once traded to Kansas City.
- ♣ Produced the fourth two-homer game of his career on June 21 vs. St. Paul (MIN), going 2-for-5 while tying a career high with five runs batted in as well.
- ♣ Collected five multi-steal games, including four in the month of April, including back-to-back games on April 23 and 24 vs. Scranton/Wilkes-Barre (NYY) ... between April 15 and May 17, was not caught stealing, going a perfect 12-for-12 on the basespaths.
- ♣ Assigned to the Surprise Saguaros in the Arizona Fall League after the conclusion of the Minor League system and appeared in 21 games with the league champions, tied 4th in the league with nine stolen bases (in 10 attempts) ... made 19 starts (158.0 innings) at second base for the Saguaros, making just one error in 69 chances for a .986 fielding percentage.
- ♣ Despite playing in just 70 games in Triple-A with the Bisons, was named both the best baserunner and the fastest baserunner in the International League in 2022, in a survey of the league's managers by *Baseball America*.

## AWARDS AND ACCOLADES

**2021** MiLB Organizational All-Star, Toronto OF (NH)

## CAREER HIGHS

**HITS:** 4 (4x) – Last: 6/15/22 @ Lehigh Valley  
**RUNS:** 4 – 6/8/21 @ Portland  
**DOUBLES:** 2 (2x) – Last: 6/15/22 @ Lehigh Valley  
**HOME RUNS:** 2 (4x) – Last: 6/21/22 vs. St. Paul  
**RUNS BATTED IN:** 5 (2x) – Last: 6/21/22 vs. St. Paul  
**WALKS:** 4 – 4/16/22 @ Rochester  
**STEALS:** 4 – 7/1/18 @ Great Lakes  
**HIT STREAK:** 13 Games – 6/1/21 to 6/16/21  
**ON-BASE STREAK:** 39 Games – 6/1/21 to 7/31/21



## 2021

- ♣ Spent the entire season with the New Hampshire Fisher Cats (AA) and produced the best season of his career, named an MiLB.com Organization All-Star in the outfield for Toronto ... set career highs in home runs (16) and slugging percentage (.503), an increase of seven home runs from his previous career high and 67-point jump in slugging.
- ♣ Ranked among the Eastern League leaders in steals (30, 2nd), on-base percentage (.385, 3rd), OPS (.888, 4th), runs (69, 4th), batting average (.294, tied 4th), and slugging percentage (.503, 8th).
- ♣ Among Blue Jays farmhands, ranked 2nd in runs scored, 3rd in slugging percentage, 4th in home runs (16), and batting average, tied 4th in steals, 5th in OPS, 7th in total bases (161), 8th in on-base percentage and 10th in hits (94).
- ♣ Saw time at five different positions, including 27 starts (243.0 innings) between center and left in the outfield ... saw the most time with 34 starts at his natural second base (280.0 innings), while also making 11 starts at third base (92.0 innings) and five starts at shortstop (42.1 innings).

## 2020

- ♣ Did not participate in team activity, but appeared in 25 games with the Canberra Cavalry in the Australian Baseball League during the 2020-21 offseason, hitting .244/.333/.367 (22-for-90) with 15 runs batted in ... hit two solo homers on February 11 @ Melbourne in the ABL Semifinals.

## 2019

- ♣ Spent the entire season with the Dunedin Blue Jays (A+), slashing .216/.326/.364 (69-for-319), making 90 starts (753.1 innings) at second base, 11 starts (85.2 innings) at third base and three starts (29.0 innings) at shortstop.

## 2018

- ♣ Spent the entire season with the Lansing Lugnuts (A), where he hit just .230 (106-for-460), but recorded a career-best 44 steals, which tied for the 3rd most in the Midwest League ... also ranked among the league leaders in doubles (32, 4th), extra-base hits (48, tied 4th) and triples (7, tied 6th).

- ♣ Stole multiple bases in eight games, including a perfect 4-for-4 effort on the basespaths on July 1 @ Great Lakes (LAD), swiping second and third base twice each, while 1-for-3 at the plate with a walk and two runs batted in.
- ♣ Made 112 starts at second base (989.1 innings) and turned a career-high 74 double plays.

## 2017

- ♣ Played for three short-season affiliates between the Cleveland and Toronto systems, traded to the Blue Jays on July 31, 2017 along with LHP Thomas Pannone for RHP Joe Smith ... in 52 total games, slashed .294/.335/.436 (60-for-204) with 16 extra-base hits (six home runs) and 30 runs batted in
- ♣ Began the season with the Mahoning Valley Scrappers (A-) in the New York-Penn League, batting .300 (36-for-120) over 28 games, before being traded to Toronto.
- ♣ Upon joining the Blue Jays, played five games for Bluefield (R) in the Appalachian League, before being assigned to the Vancouver Canadians (A-), where he finished the season and helped the club capture the in the Northwest League championship.

## 2016

- ♣ After being drafted by Cleveland out of High School, began his professional career at 17 years old with the AZL Indians (R).
- ♣ Across 32 games in the Arizona Rookie League, slashed .293/.359/.397 (34-for-116) with eight extra-base hits (one home run), 14 runs batted in and 11 walks, making 31 starts at second base.

## MISCELLANEOUS

- ♣ Enters 2023 ranked by *Baseball America* as the No. 24 Royals prospect, the No. 21 prospect in the system according to MLB Pipeline.
- ♣ Full name is **Samad Jahad Taylor**
- ♣ 2016: Graduated from Corona Senior HS (California) where Cleveland selected him from in the 10th round of the 2016 MLB Draft.

## CAREER BATTING

YEAR	CLUB	AVG	G	AB	R	H	TB	2B	3B	HR	RBI	BB	IBB	SO	SB	CS	OBP	SLG	OPS
2016	AZL Indians (R)	.293	32	116	25	34	46	5	2	1	14	11	0	24	6	2	.359	.397	.756
2017	Bluefield (R)	.250	5	16	1	4	4	0	0	0	3	3	0	6	1	0	.350	.250	.600
	Vancouver (A-) ◯	.294	19	68	7	20	29	3	0	2	8	5	0	18	2	2	.342	.426	.768
	Mahoning Valley (A-)	.300	28	120	18	36	56	6	1	4	19	5	0	24	4	2	.328	.467	.795
2018	Lansing (A)	.230	121	460	67	106	179	32	7	9	53	57	1	99	44	16	.321	.389	.710
2019	Dunedin (A+)	.216	108	319	48	69	116	20	3	7	38	49	1	107	26	10	.325	.364	.689
2020	Did not play (no minor league season)																		
2021	New Hampshire (AA)	.294	87	320	69	94	161	17	1	16	52	42	2	110	30	8	.385	.503	.888
2022	Buffalo (AAA)	.258	70	244	41	63	104	10	2	9	45	28	1	62	23	5	.337	.426	.763
MINOR LEAGUE TOTALS (6 SEASONS)		.256	470	1663	276	426	695	93	16	48	232	200	5	450	136	45	.341	.418	.759

STORM CHASERS ORGANIZATION

2023 OMAHA STORM CHASERS

2022 SEASON IN REVIEW

PLAYER & COACH DATABASE

HISTORY & RECORDS

INTERNATIONAL LEAGUE

ROYALS ORGANIZATION

GENERAL INFORMATION



# TYLER TOLBERT



**BATS**  
R

**THROWS**  
R

**HEIGHT**  
6'0"

**WEIGHT**  
165 LBS

**OPENING DAY AGE**  
25

**BORN:** January 27, 1998 in Birmingham, Alabama 🇺🇸

**RESIDES:** Trussville, Alabama

**ACQUIRED:** 13<sup>TH</sup>-Round selection in the 2019 MLB Draft (379<sup>TH</sup> Overall)

**COLLEGE:** University of Alabama at Birmingham (Birmingham, Alabama)

**HIGH SCHOOL:** Hewitt-Trussville High School (Trussville, Alabama)

**PRO DEBUT:** June 20, 2019 (Surprise) 1-for-3 @ AZL Indians Red

## 2022 SEASON

- Spent the entire season with Quad Cities (A+), appearing in 116 games with the River Bandits and slashed .224/.313/.340 (100-for-147) ... went 60-for-60 in stolen base attempts, a feat that no player has done since at least 1992, ranking 10th in Minor League Baseball in steals in 2022.
- After his 60-steal season in 2022, enters 2023 with 143 stolen bases in 146 attempts (97.9% success rate) ... no Minor League player has a higher success rate since Tolbert entered MiLB in 2019 ... the only player with more steals in that time than Tolbert is Oakland's Esteyru Ruiz (154-for-186).
- Led Quad Cities and set career-highs in games played, plate appearances (517), at-bats (447), runs scored (79), hits (100), triples (10) and stolen bases ... also set career-best marks with 20 doubles, four home runs, 36 runs batted in and 55 walks.
- After bouncing around the diamond in his first two pro seasons, all of his playing time came at shortstop, making 112 starts (97.0 2/3 innings) there for the River Bandits.
- Began the season on a hot note, slashing .292/.392/.433 (20-for-64) in April ... tied a career-high with a seven-game hitting streak from April 23 to May 1, hitting .464 (13-for-28) with a .515 OBP.
- Collected the first four-hit game of his career on June 2 vs. Beloit (MIA), going 4-for-6 with a run scored ... scored four runs in a game for the first time later in the month on June 21 @ Wisconsin (MIL), having gone 3-for-6 with a double and triple, falling a home run shy of hitting for the cycle.
- After the Minor League season, played winter ball for the Australian Baseball League's Brisbane Bandits, where he patrolled center field and was honored as both the team's and league's Defensive Player of the Year ... as Brisbane's leadoff hitter, he slashed .297/.404/.430 (38-for-128) with 32 runs scored, nine doubles, one triple, two home runs and 15 steals ... ranked 2nd in the ABL in steals, 3rd in walks (23) tied 5th in OBP (.404), tied 6th in runs scored and 9th in batting average (.297) ... Brisbane's 30-10 record produced a .750 winning percentage that ranks 2nd in modern ABL history (2010-present), only behind the 2011/12 Perth Heat (34-11, .756) ... teammates with fellow Royals Minor League Pinner Harm.

## AWARDS AND ACCOLADES

- 2022** Kansas City Royals Willie Wilson Baserunner of the Year
- 2021** Kansas City Royals Willie Wilson Baserunner of the Year

## CAREER HIGHS

**HITS:** 4 – 6/2/22 vs. Beloit  
**DOUBLES:** 2 (4x) – Last: 8/16/22 @ Peoria  
**HOME RUNS:** 1 (10x) – Last: 8/4/22 vs. Wisconsin  
**RUNS BATTED IN:** 4 (4x) – Last: 9/15/21 vs. South Bend  
**WALKS:** 3 (3x) – Last: 7/17/22 vs. Great Lakes  
**STEALS:** 4 – 8/16/22 @ Peoria  
**HIT STREAK:** 7 Games (2x) – Last: 4/23/22 to 5/1/22  
**ON-BASE STREAK:** 25 Games – 6/28/19 to 8/10/19



## 2021

- Spent most of the season with Columbia (A), but finished the season with Quad Cities (A+) after a short stint on the 7-Day Injured List (August 29 to September 7) and a rehab assignment in the Arizona Complex League with AZL Royals Blue (R) ... across the three levels, slashed .226/.355/.365 (70-for-310) 24 extra-base hits, 36 runs batted in and 55 steals (in 57 tries).
- Was recognized as the Royals organization's Willie Wilson Baserunner of the Year, as his 55 stolen bases ranked 4th among all Minor League players and far and away led the Royals' system, 14 more than the next closest (Dairon Blanco, 41) ... also among Kansas City Minor Leaguers, tied for 1st in triples (seven) and ranked 8th in walks (55).
- Recorded 12 multi-steal games, including three steals on August 18 vs. Augusta (ATL) and was only caught stealing twice, going 30 for his first 30, only caught for the first time on July 10 and again on July 17, before going 20 for his last 20.
- Struggled the first three months of the year, with his season batting average peaking at .209 on 7/22 before surging in the months of August and September, hitting .312 (29-for-93) over his final 27 games (August 1 to September 19).
- Made 30 starts at second base (252.2 innings), 22 starts in center field (178.1 innings) and 13 starts at shortstop (131.0 innings).

## 2019

- Began his professional career with 41 games at Surprise (R) in the Arizona Rookie League, before finishing the year with Idaho Falls (R), joining the Chukars in time to help make their push to the Pioneer League Championship.
- Between the two levels, slashed .253/.356/.322 (44-for-174) with four doubles, four triples and 24 runs batted in ... had 28 steals (in 29 attempts) in 50 games during his pro debut, seventh most among Royals farmhands.
- Played all over the diamond, making starts at five different positions between the two teams ... started 17 games in right field (152.1 innings), 14 games in center field (128.0 innings), eight games at second base (71.0 innings), five games at shortstop (45.0 innings) and one game in left field (9.0 innings).
- Joined Idaho Falls on August 26 (the last day of the AZL season) and tore the cover off the ball for the Chukars, going 13-for-34 (.382) in nine games, with a 1.007 OPS ... had hits in eight of nine regular season games, with a trio of multi-hit efforts.

- Drove in four runs with a 3-for-5 day on September 3 vs. Missoula (AZ), tripling once and scoring three times as well in a 19-3 win.
- Started six games in center field in the Pioneer League playoffs, going 8-for-27 (.296) across the two series of games ... went 3-for-5 with two doubles and an RBI in Game 3 of the Championship Series, to clinch the league title with a 10-8 win over Ogden on September 15.

## COLLEGE (2017-2019)

- Attended the University of Alabama at Birmingham, where he slashed .236/.341/.292 (110-for-466) across 141 games and three seasons for the Blazers (Conference USA) ... recorded 20 extra-base hits, drove in 44 runs and went 76-for-91 (83.5%) in steal attempts.
- JUNIOR (2019):** Hit a career-best .283 (51-for-180) with a .775 OPS across 46 games, stealing 41 bases in 50 attempts ... collected a career-high five hits with four runs batted in his final game with UAB on May 18 at Southern Miss ... hit the only two homers of his career, on February 26 @ Jacksonville State and March 16 @ WKU.
- SOPHOMORE (2018):** One of two players on the team to play in all 54 games (53 starts) ... broke into UAB's top-10 single records with 24 steals, ranked 1st in Conference USA in steals and 3rd in steal attempts (29) ... made an acrobatic catch on April 17 @ Auburn that was the No. 8 play on SportsCenter's Top-10 plays that night.
- FRESHMAN (2017):** Appeared in 40 games (31 starts) and finished 2nd on the Blazers in stolen bases, stealing 11 in 12 attempts ... used primarily at second base and as a pinch-runner ... teammates with Storm Chasers outfielder Brewer Hicklen.

## MISCELLANEOUS

- Rated as being the "Fastest Baserunner" in the Kansas City Royals system in the 2022 and 2023 Best Tools survey from *Baseball America*.
- Full name is **Tyler Mangual Tolbert**
- 2016:** Graduated from Hewitt-Trussville High School (Ala.), where he was the Birmingham/Central Alabama Player of the Year while leading his school to the Class 7A state title, batting .447 as a senior with a school-record 71 hits and 41 stolen bases ... also played basketball on the varsity team as a sophomore.
- Cousin is former NFL QB Joshua Dobbs, whose 9,360 yards at Tennessee rank third in school history ... also cousins with fellow UAB baseball player Stephen Dobbs.

## CAREER BATTING

YEAR	CLUB	AVG	G	AB	R	H	TB	2B	3B	HR	RBI	BB	IBB	SO	SB	CS	OBP	SLG	OPS
2019	Surprise (R)	.221	41	140	26	31	35	2	1	0	18	22	0	41	26	0	.349	.250	.599
	Idaho Falls (R) ◯	.382	9	34	11	13	21	2	3	0	6	1	0	8	2	1	.389	.618	1.007
Did not play (no minor league season)																			
2021	ACL Royals Blue (R)	.455	3	11	5	5	5	0	0	0	1	0	4	2	0	500	.455	.955	
	Columbia (A)	.219	80	283	56	62	101	10	7	5	32	51	1	95	4	2	.352	.357	.709
	Quad Cities (A+) ◯	.188	6	16	4	3	7	1	0	1	4	3	0	6	4	0	.316	.438	.754
2022	Quad Cities (A+)	.224	116	447	79	100	152	20	10	4	36	55	0	125	60	0	.313	.340	.653
MINOR LEAGUE TOTALS (3 SEASONS)		.230	255	931	181	214	321	35	21	10	96	133	1	279	143	3	.335	.345	.680





# ANTHONY VENEZIANO

va-nee-z-ee-ah-no



**BATS**  
L

**THROWS**  
L

**HEIGHT**  
6'6"

**WEIGHT**  
200 LBS

**OPENING DAY AGE**  
25

**BORN:** September 1, 1997 in Hackettstown, New Jersey 🇺🇸

**RESIDES:** Hackettstown, New Jersey

**ACQUIRED:** 10<sup>TH</sup>-Round selection in the 2019 MLB Draft (289<sup>TH</sup> Overall)

**COLLEGE:** Coastal Carolina University (Conway, South Carolina)

**HIGH SCHOOL:** Warren Hills Regional High School (Washington, New Jersey)

**PRO DEBUT:** June 17, 2019 (Idaho Falls) 1.0 IP, 0 R, 1 K vs. Missoula

## 2022 SEASON

- Spent the entire season with NW Arkansas (AA) and went 6-9 over 26 outings (25 starts) with a 5.72 ERA (78 ER in 122.2 IP) and 129 strikeouts, with a team-best eight quality starts ... also led the Nationals staff in games started and innings pitched.
- Ranked 3rd among Royals farmhands in strikeouts, behind only Alec Marsh (156) and Adrian Alcantara (130), tied 3rd in the system in games started and 4th in innings pitched.
- All eight of his quality starts came over his last 15 starts the season, beginning with a 7-inning complete-game shutout on June 9, the first CG of his career and one of just four in the Royals organization in 2022 ... his quality starts came in bunches, with three straight from June 9 to 19, back-to-back on July 23 and 29, and again on September 6 and 11 ... his quality starts on 6/14 and 6/19 vs Arkansas (SEA), as well as 9/6 and 9/11 vs. Wichita (MIN) were two of three occasions where he made two starts in the same week, over a six-game series.
- Named the Texas League's Pitcher of the Week for the week of June 6-13 after his outing June 9 @ Tulsa, where he allowed three hits and one walk over 7.0 shutout innings while striking out five ... retired the last eight hitters he faced and the first of the last 12, only needing five pitches for a 1-2-3 seventh inning to end the night, was in his first time in his career pitching past the sixth inning and his first start of the year past the fifth.
- Twice tied his single-game career-high in strikeouts, punching out 10 over 5.0 innings on June 6 vs. Corpus Christi (HOU) and again across 6.0 innings on July 23 vs. Springfield (STL).
- Made four scoreless starts: 5.0 innings on May 8 @ Springfield, 7.0 innings June 9 @ Tulsa, 6.0 innings on June 19 vs Arkansas and 6.0 innings on September 6 @ Wichita.
- After struggling in the first two months, turned a corner and improved substantially in the final two thirds of the season ... over his first nine appearances (eight starts) in April and May, went 1-4 with a 8.44 ERA (30 ER in 32.0 IP) with 25 strikeouts (7.03 K/9), a 2.09 WHIP and .316 opponents' batting average (42-for-133) ... over his last 17 starts from June to September, went 5-5 with a 4.76 ERA (48 ER in 90.2 IP) with 104 strikeouts (10.32 K/9), a 1.46 WHIP and .256 opponents' average (91-for-355).
- NW Arkansas was 11-5 in starts where Veneziano received at least three runs of support, but just 1-8 when he got two or fewer runs of support.
- Entered 2020 ranked by *Baseball America* as the No. 18 Royals prospect and MLB Pipeline's No. 21 prospect in the Royals system.

## AWARDS AND ACCOLADES

- 2021** Pitcher of the Year, Quad Cities River Bandits (A+)
- 2021** High-A Central Pitcher of the Year (QC)
- 2021** Post-Season All Star, High-A Central (LH Starter)

## CAREER HIGHS

**INNINGS:** 7.0 - 6/9/22 @ Tulsa  
**STRIKEOUTS:** 10 (3x) - Last: 7/23/22 vs. Springfield  
**WALKS:** 5 (3x) - Last: 8/25/22 vs. Springfield  
**HITS:** 12 - 7/29/19 vs. Missoula  
**EARNED RUNS:** 8 (2x) - Last: 7/2/22 @ Amarillo  
**HOME RUNS:** 4 (2x) - Last: 7/2/22 @ Amarillo  
**PITCHES THROWN:** 99 (2x) - Last: 8/31/22 @ Tulsa  
**SCORELESS STREAK:** 14.0 IP - 8/17/21 to 9/4/21



## 2021

- Spent the entire year with Quad Cities (A+), where he was named the River Bandits' Pitcher of the Year and appeared twice in the High-A Central All-Star team, recognized as the league's Pitcher of the Year, as well as the left-handed starting pitcher representative on the All-Star team ... across 22 starts, went 6-4 with a 3.75 ERA (39 ER in 93.2 IP), while striking out 127 and walking just 37 ...
- His 127 strikeouts ranked as the most in the Royals' organization, while 22 games started was tied for second and 93.2 innings ranked seventh ... among Royals Minor League pitchers who threw at least 90.0 innings, ranked first with 12.20 K/9 and a 32.3% K% ... his 3.75 ERA was fourth, while a .220 opponents' batting average and 1.21 WHIP both placed third in the system.
- Among all pitchers at High-A in 2021, only one struck out more batters.
- Tied for the High-A Central lead in strikeouts, tied for third in games started ... also ranked first in the league in K/9, K% and placed 13th in innings pitched.
- Went at least 5.0 innings in nine of his 22 starts, including five of his last eight.
- Struck out five or more batters in 16 of 22 starts, including 13 straight between 6/13 and 8/22.
- Allowed two runs or less in 15 of 22 starts, with five scoreless starts (all 5.0 innings or more).
- Started Game 2 of the High-A Central Championship Series on 9/22 against Cedar Rapids for the River Bandits ... threw 3.2 scoreless innings, allowing just two hits and one walk while striking out four in a 6-0 win over the Kernels.
- Entered 2021 as an unranked prospect, ended the year ranked by *Baseball America* as the No. 30 Royals prospect.

## 2019

- Spent his first season in pro ball with Idaho Falls (R) in the Pioneer League ... pitched in 13 games (11 starts) and went 3-4 with a 5.59 ERA (29 ER in 46.2 IP), while striking out 44 batters.
- Did not allow an earned run in the first four games (11.0 innings) of his career, a four-outing (two start) span between 6/17 and 7/3, striking out nine batters along the way.

- Pitched twice for the Chukars in the Pioneer League playoffs, including 4.0 scoreless, no-hit innings of relief to earn the win in Game 2 of the Pioneer League Championship Series on 9/14 at Ogden.

## COLLEGE (2017-2019)

- Attended Coastal Carolina University, where he pitched in 49 games (35 starts) across three seasons with the Chanticleers (Sun Belt Conference) and went 14-6 with a 5.04 ERA (99 ER in 176.2 IP) with 187 strikeouts.
- Held opponents to a .258 batting average for his career, which ranks 25th all-time in CCU's career record books ... his career average of 9.53 strikeouts per nine innings ranks eighth all-time and his 14 career wins are tied for the 31st most wins in school history.
- JUNIOR (2019):** Went 5-3 with 85 strikeouts in 78.0 innings (9.8 K/9) over 21 appearances (14 starts) ... ranked seventh in the Sun Belt and first on the team with his 85 strikeouts on the season.
- SOPHOMORE (2018):** Posted a 7-1 record with a 3.81 ERA, pitching 15 games (12 starts) on the season for the Chants ... his seven wins was tied for the team lead, while 12 games started was third ... struck out 61 batters over 59.0 innings on the mound, third on the team in strikeouts ... had a 4.29 ERA in four starts (14.2 IP) with the Cotuit Kettleers of the Cape Cod League, where he was teammates with current Royals farmhand Morgan McCullough.

## MISCELLANEOUS

- Full name is **Anthony James Veneziano**
- Graduated from Warren Hills High School (N.J.) in 2016, where he had a 0.74 ERA and 64 strikeouts in 47.1 innings as a senior ... threw 9.0 no-hit innings with 16 strikeouts in a game that year, but got a no-decision in his school's 1-0 loss in 11 innings ... also led his team in stolen bases his senior year with 12 steals.
- His favorite professional teams are the New York Giants (NFL) & Brooklyn Nets (NBA) ... enjoys playing golf, basketball and video games ... lists Seinfeld and The Sopranos as his favorite television shows, with Wedding Crashers and Tropic Thunder as his favorite movies.

## CAREER PITCHING

YEAR	CLUB	W	L	ERA	G	GS	CG	SHO	SV	SVO	IP	H	R	ER	HR	HB	BB	SO	WHIP	AVG
2019	Idaho Falls (R)	3	4	5.59	13	11	0	0	1	1	46.2	65	35	29	6	3	13	44	1.67	.323
2020																				
Did not play (no minor league season)																				
2021	Quad Cities (A+)	6	4	3.75	22	22	0	0	0	0	93.2	76	46	39	11	10	37	127	1.21	.222
2022	NW Arkansas (AA)	6	9	5.72	26	25	1	1	0	0	122.2	133	90	78	24	8	66	129	1.62	.273
MINOR LEAGUE TOTALS (3 SEASONS)		15	17	5.00	61	58	1	1	1	1	263.0	274	171	146	41	21	116	300	1.48	.266

STORM CHASERS ORGANIZATION

2023 OMAHA STORM CHASERS

2022 SEASON IN REVIEW

PLAYER & COACH DATABASE

HISTORY & RECORDS

INTERNATIONAL LEAGUE

ROYALS ORGANIZATION

GENERAL INFORMATION



# JACOB WALLACE



**BATS**  
R

**THROWS**  
R

**HEIGHT**  
6'1"

**WEIGHT**  
190 LBS

**OPENING DAY AGE**  
24

**BORN:** August 13, 1998 in Lawrence, Massachusetts

**RESIDES:** Methuen, Massachusetts

**ACQUIRED:** December 16, 2022 – traded from Boston to Kansas City in exchange for Wyatt Mills.

**DRAFTED:** Colorado's 3<sup>rd</sup>-Round selection in the 2019 MLB Draft (100<sup>th</sup> Overall)

**COLLEGE:** University of Connecticut (Storrs, Connecticut)

**HIGH SCHOOL:** Methuen High School (Methuen, Massachusetts)

**PRO DEBUT:** June 21, 2019 (Boise) 1.0 IP, 1 ER, 0 K @ Spokane

**Donald**

**RIGHT-HANDED PITCHER**

## 2022 SEASON

- Spent the entire season with the Portland Sea Dogs (AA), where he pitched in 47 games out of the bullpen and went 2-8 with 76 strikeouts and a 3.81 ERA (24 ER in 56.2 IP).
- Led the Sea Dogs in wins (8) and games pitched (47) while tied 5th on the staff in strikeouts (76) and 8th in innings pitched (56.2) ... ranked tied 2nd in the Eastern League in wins and tied 4th in games pitched ... ranked 2nd among all Boston farmhands in games pitched, tied 7th in the system in wins ... eight wins were tied for the most of any Double-A pitcher that did not make a start.
- Thrived pitching during the day, with a 0.00 ERA (0 ER in 9.2 IP) over eight outings in day games, while holding opposing hitters to a .156 batting average (5-for-32) with 12 strikeouts.
- Did not allow an earned run in his first eight outings in May, a 9.2-inning stretch between May 5 and 28, as he surrendered just one unearned run on six hits.
- Had eight perfect outings where he retired every batter faced, including with a career-high 2.2 innings on August 16 @ Reading (PHI), where he retired all eight batters faced on 23 pitches, averaging less than three pitches per out (2.88 P/B).
- Was one of Portland's best relievers down the stretch, as he pitched to a 1.61 ERA (4 ER in 22.1 IP) over 16 games between August and September and earned decisions in nine of his appearances, including seven wins and one save ... did not walk a batter over 9.1 innings from August 2 to 16, his first six games of the month ... 12 of his 16 outings in this stretch were scoreless.
- Pitched once in the Eastern League Northeast Division Series, with 1.1 scoreless innings in Game 2 @ Somerset (NY) as he allowed one hit and struck out two as the first pitcher out of the bullpen, in what was a 6-5 loss to the Patriots as Somerset swept Portland, 2-0.
- Acquired by Kansas City in a trade with Boston on December 16, 2022 in exchange for RHP Wyatt Mills.

## AWARDS AND ACCOLADES

- 2019** *Baseball America* Short-Season All-Star (B01)
- 2019** Northwest League Midseason All-Star (B01)

## CAREER HIGHS

**INNINGS:** 2.2 – 8/16/22 @ Reading

**STRIKESOUTS:** 5 (2x) – Last: 8/8/21 vs. Rome

**WALKS:** 5 (2x) – Last: 7/13/22 vs. Somerset

**HITS:** 4 (2x) – Last: 8/13/22 vs. Richmond

**EARNED RUNS:** 5 – 4/29/22 @ Somerset

**HOME RUNS:** 2 (2x) – Last: 4/29/22 @ Somerset

**PITCHES THROWN:** 38 – 5/6/22 vs. Reading

**SCORELESS STREAK:** 11.0 IP – 7/21/19 to 9/1/19



## 2021

- Spent the entire season with the Greenville Drive (A+) and made a team-high 39 appearances, with a 3-3 record, four saves (in eight chances) and a 5.92 ERA (32 ER in 48.2 IP) ... with 76 strikeouts, recorded a career-best 14.05 K/9 (76 SO in 48.2 IP) and 3.04 K/BB (76 K, 25 BB).
- Held right-handed hitters to a .176 batting average (18-for-102) with only two extra-base hits and a .516 OPS, while lefties hit .280 (23-for-82) with 11 extra-base hits and a .909 OPS.
- Almost exclusively pitched in the late innings, never entered a game before the sixth inning ... 162 of the 184 at-bats opposing hitters took against him (88%) came in the seventh inning or later ... pitched his best in the ninth inning, when opponents hit just .183 (11-for-60) against him.
- Struggled to open the season, with a 8.16 ERA (26 ER in 28.2 IP) over his first 25 outings, with 18 walks and 40 strikeouts (12.6 K/9).
- Over his last 14 appearances of the season, from July 29 to September 17, posted a 2.70 ERA (6 ER in 20.0 IP) with a 0.90 WHIP (7 BB, 11 H) and .157 opponents batting average (11-for-70) with 36 strikeouts (16.2 K/9).
- Named to MLB Pipeline's Prospect Team of the Week for August 2 to 8, as he combined to throw 4.0 hitless and scoreless innings against the Rome Braves (ATL) and walked one while striking out nine, retiring 12 of the 13 batter he faced.
- Entered the season ranked by *Baseball America* as the No. 28 Red Sox prospect.

## 2020

- Acquired by the Boston Red Sox on September 18 as the Player to be Named Later for the trade that sent Of Kevin Pillar to Colorado from Boston on August 31.
- Entered the season ranked by *Baseball America* as the No. 15 Rockies prospect.

## 2019

- After being selected in the 3rd round of the 2019 Draft by the Colorado Rockies, reported to the Boise Hawks (A-) pitched to a 1.29 ERA (3 ER in 21.0 IP) and earned 12 saves (in 13 chances) over 22 appearances ... led the league in saves and ranked 12th in the Rockies system.
- Named a *Baseball America* Short-Season All-Star and Northwest League mid-season All-Star ... struck out the side in the top of the ninth inning in the Pioneer League vs. Northwest League All-Star Game on August 6 at Memorial Stadium in Boise, with 9 of his 14 pitches for strikes.

- 20 of his 22 relief appearances were scoreless, including eight straight from June 25 to July 15 and his last 12 outings of the season, from July 21 to September 1 ... over the last 110 innings of his season, went 7-for-7 in save opportunities and surrendered just three hits and five walks while striking out 16 (13.1 K/9).

## COLLEGE (2017-2019)

- Pitched for the University of Connecticut for three seasons, posting a 2.77 ERA (30 ER in 97.1 IP) across 71 games with 143 strikeouts (13.2 K/9) to just 38 walks (3.76 K/BB).
- JUNIOR (2019):** Went 3-1 over 30 appearances with a 0.64 ERA (3 ER in 42.0 IP), the fifth-lowest in program history, while his 16 saves tied the program's single-season save record with 16 saves as a junior ... walked 10 and struck out 68 (6.8 K/BB) while holding batters to a .140 opponents' average ... named a First Team All-American by ABCA/Rawlings, College Baseball Foundation, *Baseball America*, D1Baseball.com and NCBWA ... named second Team Collegiate Baseball All-American and First Team All-Conference in the AAC ... one of five pitchers up for National Pitcher of the Year and was a finalist for NCBWA Stopper of the Year Award, given to the top reliever in college baseball.
- SOPHOMORE (2018):** Appeared in 28 games out of the bullpen and went 1-0 with a 3.95 ERA (19 ER in 43.1 IP) and three saves ... struck out 63 batters and held opposing hitters to a .226 batting average against ... served primarily as the Huskies' setup man and was named to the American Athletic Conference All-Tournament Team ... over the summer of 2018, pitched for the Bourne Braves in the Cape Cod Baseball League and was named to the CBL All-Star Team, also a Co-Recipient of the Cape Cod League Baseball John Claffey New England Top Prospect Award, as he pitched in 12 games and did not allow a run in 13.2 innings ... earned six saves and struck out 25.
- FRESHMAN (2017):** Appeared in 13 games out of the bullpen and went 0-1 with a 6.00 ERA (8 ER in 12.0 IP) and 12 strikeouts.

## MISCELLANEOUS

- Full name is **Jacob Michael Wallace**
- 2016:** Graduated from Methuen High School (Mass.) and earned three varsity letters, twice selected for the All-Conference team record and named a team captain his senior year ... recorded a career 15-8 record over 171 innings pitched with 217 strikeouts and a 0.73 ERA ... also ran indoor track (four years) and cross country (three years), team captain of the indoor track team his senior year.

## CAREER PITCHING

YEAR	CLUB	W	L	ERA	G	GS	CG	SHO	SV	SVO	IP	H	R	ER	HR	HB	BB	SO	WHIP	AVG
2019	Boise (A-)	0	0	1.29	22	0	0	0	12	13	21.0	9	3	3	1	1	9	29	0.86	.129
2020		Did not play (no minor league season)																		
2021	Greenville (A+)	3	3	5.92	39	0	0	0	4	8	48.2	41	33	32	5	9	25	76	1.36	.223
2022	Portland (AA)	8	2	3.81	47	0	0	0	1	3	56.2	35	27	24	7	3	49	76	1.48	.178
MINOR LEAGUE TOTALS (3 SEASONS)		11	5	4.20	108	0	0	0	17	24	126.1	85	63	59	13	13	83	181	1.33	.188



# RYAN WEISS

**wy**ss



**BATS**  
R

**THROWS**  
R

**HEIGHT**  
6'4"

**WEIGHT**  
210 LBS

**OPENING DAY AGE**  
26

**BORN:** December 10, 1996 in South Elgin, Illinois 🇺🇸

**RESIDES:** Raleigh, North Carolina

**ACQUIRED:** July 1, 2022 – Claimed off waivers from Arizona

**DRAFTED:** Arizona's 4<sup>th</sup>-Round selection in the 2018 MLB Draft (129<sup>th</sup> Overall)

**COLLEGE:** Wright State University (Dayton, Ohio)

**HIGH SCHOOL:** South Elgin High School (South Elgin, Illinois)

**PRO DEBUT:** June 24, 2018 (AZL D-backs) 1.0 IP 2 R, 2 K @ AZL Giants Back

## 2022 SEASON

- ♣ Began the season on Arizona's 40-man roster and opened the year with Amarillo (AA), where he made 10 appearances before being promoted to Reno (AAA) ... Designated for Assignment by Arizona on June 26, and claimed by Kansas City on July 1, but optioned off the 40-man roster at completion of the deal ... in 47 appearances (one start) across the three affiliates, went 3-2 with a 6.93 ERA (48 ER in 62.1 IP).
- ♣ After allowing multiple runs in three consecutive outings with the Sod Poodles to end April, surrendered just one earned run over six outings and 11.1 innings (0.79 ERA), while striking out 15 (11.9 K/9).
- ♣ Assigned back to Triple-A on May 23 and made seven appearances in his second season with the Aces before the D-backs DFA'd him.
- ♣ Made his Storm Chasers debut July 3 @ St. Paul (MIN) and made 30 relief appearances with Omaha, recording 34 strikeouts in 35.2 innings (8.6 K/9).
- ♣ Half of his Omaha outings were scoreless, contributing 15 outings without allowing a run, including four straight between July 14 and 24, a total of 6.0 scoreless innings ... four of his seven appearances of 2.0 innings or more were scoreless.

## CAREER HIGHS

**INNINGS:** 6.0 (10x) – Last: 5/18/21 vs. Midland

**STRIKEOUTS:** 8 (2x) – Last: 5/18/21 vs. Midland

**WALKS:** 4 (2x) – Last: 7/9/21 vs. Las Vegas

**HITS:** 11 – 9/1/19 @ Modesto

**EARNED RUNS:** 7 (2x) – Last: 5/29/21 @ Corpus Christi

**HOME RUNS:** 3 – 5/29/21 @ Corpus Christi

**PITCHES THROWN:** 92 – 6/10/21 vs. Corpus Christi

**SCORELESS STREAK:** 17.2 IP – 5/6/21 to 5/23/21



## 2021

- ♣ Split the season between Amarillo (AA) and Reno (AAA) after opening the season with the Sod Poodles and earning his first call-up to Triple-A ... appearing in 34 games (eight starts), combined to go 6-3 with one save, and a 4.60 ERA (40 ER in 78.1 IP), along with 88 strikeouts.
- ♣ Won back-to-back Double-A Central Pitcher of the Week honors in the second and third weeks of the season: May 10-16 and May 17-23, 2021 ... on May 12 @ Wichita (MIN), threw 6.0 no-hit innings with just one walk and seven strikeouts to claim his first honor ... made starts May 18 and 23 vs. Midland (OAK), allowing one run over 10.2 innings with 12 strikeouts, to earn his second honor ... between May 6 and May 23, fired a career-best 17.2-inning scoreless streak.
- ♣ After his first eight outings of the year with the Sod Poodles were starts, moved to the bullpen with his outing on June 20 vs. Midland ... pitched in relief five times at Double-A and allowed one earned run over 9.1 innings (0.96 ERA) before joining the Triple-A Reno Aces on July 5.
- ♣ Struggled in his first month with the Aces, pitching to a 9.72 ERA (9 ER in 8.2 IP) with a 9.7 K/9 across his first seven outings ... turned a corner in August, making seven appearances and allowing just 2 earned runs in 10.0 IP (1.80 ERA) with 16 strikeouts (14 K/9).
- ♣ Added to Arizona's 40-man roster on November 19, 2021.

## 2019

- ♣ Split the season between Kane County (A) and Visalia (A+), going 8-7 with a 4.07 ERA (58 ER in 128.1 IP) and 103 strikeouts, across 26 appearances (all starts).
- ♣ 18 of his 26 starts lasted 5.0 innings or more, including eight quality starts (min. 6.0 IP max 3 ER).
- ♣ Four of his last five starts with the Kane County Cougars were quality starts, as he went 5-0 and pitched to a 1.25 ERA (4 ER in 29. IP) in the month of July, before earning a promotion to High-A on August 5.
- ♣ Started Game 2 of the California League Championship Series for the Rawhide on September 11 @ Lake Elsinore (SD) ... allowed one run over 3.0 innings, as Visalia won 2-1 to even the series at 1-1.

## 2018

- ♣ After being selected in the 4th round of the Draft by Arizona, made his professional debut and reported to the Arizona Summer League, where he made one appearance with the AZL Diamondbacks before being promoted to Hillsboro

(A-), where he made 12 starts and posted a 3.68 ERA (12 ER in 29.1 IP) with 27 strikeouts and 3 walks.

- ♣ 7 of his 12 starts with Arizona's Class A Short Season affiliate were scoreless appearances, including four straight between July 11 and 26, totaling 7.0 scoreless innings with five strikeouts.
- ## COLLEGE (2016-2018)
- ♣ Attended Wright State University (Ohio) from 2016-18, pitching for the Raiders in the 2017 and 2018 seasons ... combined to go 17-3 with a 2.80 ERA (58 ER in 186.2 IP) across his two seasons.
  - ♣ **RS-SOPHOMORE (2018):** Pitched in 17 games (16 starts) and posted a 3.40 ERA with 92 strikeouts in 98.0 innings (8.4 K/9) ... named to the Horizon League First Team and Horizon League All-Tournament Team, also recognized in the ABCA All Region ... was the baseball team's Raider Award recipient, given annually at Wright State to the student-athlete for each sport who "gives the most emotionally, physically and mentally on and off the court or field."
  - ♣ **RS-FRESHMAN (2017):** Made 16 appearances on the mound (14 starts and posted a 2.13 ERA with 80 strikeouts in 88.2 innings (8.1 K/9) ... led the league in ERA, tied for 1st in strikeouts and tied for 2nd in wins ... named Horizon League freshman of the year, to the Horizon League All-freshman team and first team All-Horizon League.
  - ♣ Was a Cape Cod League All-Star with the Hyannis Harbor Hawks in the summer of 2017 after going 2-0 with a 2.52 ERA in 14 games (three starts).

## MISCELLANEOUS

- ♣ Resides in Raleigh, N.C., with his wife Hailey, who played volleyball at Wake Forest University.
- ♣ **2016:** Graduated from South Elgin High School (Illinois) where he grew up a Cubs fan.
- ♣ Went public via his social media channels and media outlets in 2021, sharing his journey with overcoming the adversity of losing his father Michael at age 14, when he committed suicide ... also shared the story of losing his mother, Barbara, during his junior year in college from complications of lupus.
- ♣ Runs a website, [www.ryanweissbaseball.com](http://www.ryanweissbaseball.com), that provides baseball training instructions, college recruiting information and coaching tips ... has a sizable following on TikTok @[ryanweiss](https://www.tiktok.com/@ryanweiss), with over 80,000 followers on the platform.

## CAREER PITCHING

YEAR	CLUB	W	L	ERA	G	GS	CG	SHO	SV	SVO	IP	H	R	ER	HR	HB	BB	SO	WHIP	AVG
2018	AZL D-backs (R)	0	0	9.00	1	0	0	0	0	0	1.0	2	1	1	0	0	0	2	2.00	.400
	Hillsboro (A-)	0	1	3.68	12	12	0	0	0	0	29.1	27	13	12	3	2	3	27	1.02	.241
2019	Kane County (A)	7	5	3.44	20	20	0	0	0	0	96.2	108	47	37	5	5	26	75	1.39	.284
	Visalia (A+) ○	1	2	5.97	6	6	0	0	0	0	31.2	42	23	21	2	0	8	28	1.58	.323
2020	Did not play (no minor league season)																			
2021	Amarillo (AA)	2	2	4.31	13	8	0	0	1	1	48.0	33	24	23	10	2	16	50	1.02	.192
	Reno (AAA)	4	1	5.04	21	0	0	0	0	1	30.1	32	19	17	2	0	15	38	1.55	.271
2022	Amarillo (AA)	1	0	4.76	10	0	0	0	0	1	17.0	18	11	9	2	0	1	15	1.12	.265
	Reno (AAA) ○	0	0	7.45	7	1	0	0	0	0	9.2	14	8	8	5	1	7	10	2.17	.326
	Omaha (AAA)	2	2	7.82	30	0	0	0	0	0	35.2	49	33	31	6	1	16	34	1.82	.325
MINOR LEAGUE TOTALS (4 SEASONS)		17	13	4.78	120	47	0	0	1	3	299.1	325	179	159	35	11	92	279	1.39	.276





# ZACH WILLEMANN

will-eh-men



**BATS**    **THROWS**

R

R

**HEIGHT**

**WEIGHT**

6'3"

215 LBS

**OPENING DAY AGE**

27

**BORN:** March 27, 1996 in Napoleon, Ohio

**RESIDES:** Napoleon, Ohio

**ACQUIRED:** October 20, 2021 – traded from Los Angeles (NL) as the Player to be Named Later for Danny Duffy (original trade on 7/30/2021).

**DRAFTED:** Los Angeles' (NL) 19<sup>th</sup>-Round pick in the 2016 MLB Draft (580<sup>th</sup> Overall)

**COLLEGE:** Kent State University (Kent, Ohio)

**HIGH SCHOOL:** Napoleon High School (Napoleon, Ohio)

**PRO DEBUT:** July 26, 2018 (AZL Dodgers) 1.0 IP, 3 K vs. AZL Indians 2

**RIGHT-HANDED PITCHER**

## 2022 SEASON

- Split his first season in the Royals organization between NW Arkansas (AA) and Omaha (AAA), making a combined 50 appearances out of the bullpen with a 3-4 record, 5.85 ERA (39 ER in 60.0 IP) and 63 strikeouts.
- 50 games pitched ranked second in the organization, behind Omaha teammate Andrés Núñez's 54 outings ... 34 appearances with the Storm Chasers was tied for fifth on the pitching staff.
- Entered the game in the eighth inning or later in 15 of 16 appearances with the Naturals, with a .167 (6-for-36) opponents' batting average in the ninth inning of games.
- Retired 13 straight batters between May 12 and 24, including three perfect outings @ Arkansas (SEA) on 5/18, 5/20 and 5/22.
- 10 of 16 outings with NW Arkansas were scoreless, including seven of his last eight before earning a promotion to Triple-A on May 31.
- Earned a win in his Storm Chasers debut, firing 2.0 scoreless innings (8th and 9th innings) at Wemer Park on May 31 vs. Indianapolis (PIT) while pitching a season-high with four strikeouts as Omaha walked off to win 2-1.
- Held the opponent to fewer than two earned runs in 27 of his 34 outings with Omaha ... seven of his first nine outings with the Chasers were scoreless.

## CAREER HIGHS

**INNINGS:** 6.0 – 8/31/19 @ Lake County  
**STRIKEOUTS:** 7 (2x) – Last: 7/3/19 vs. Lansing  
**WALKS:** 5 – 7/14/19 @ Peoria  
**HITS:** 11 – 5/19/19 @ West Michigan  
**EARNED RUNS:** 7 – 5/19/19 @ West Michigan  
**HOME RUNS:** 2 – 5/1/22 vs. Amarillo  
**PITCHES THROWN:** 89 – 8/15/19 @ West Michigan  
**SCORELESS STREAK:** 8.0 IP – 8/8/21 to 8/26/21



## 2021

- Traded to Kansas City from Los Angeles (NL) on October 20 as the Player to be Named Later in the deal that originally sent LHP Danny Duffy from the Royals to the Dodgers on July 30.
- Spent the entire season with Tulsa (AA), going 3-2 with three saves across 33 relief appearances with a 3.78 ERA (20 ER in 47.2 IP) while striking out 59 ... his 33 appearances ranked tied for 15th in the Double-A Central.
- Missed just under three weeks, out of action from June 5 to 22 ... was struck in the head by a line drive against NW Arkansas on June 3 at Arvest Ballpark and was placed in concussion protocol and the 7-Day Injured List.
- His 28.2% strikeout percentage and 11.14 K/9 both ranked 14th in the Dodgers organization among pitchers who threw at least 45.0 innings. 18 of his 33 outings were scoreless appearances, while seven he kept his opponent hitless, including four perfect outings.
- Thrived in the Drillers bullpen in the summer months, going 3-1 between July and August with a 2.16 ERA (6 ER in 25.0 IP) and 31 strikeouts.
- In seven outings against Kansas City's Double-A affiliate, went 0-1 with a 4.09 ERA (5 ER in 11.0 IP), walking just two while striking out 12 Naturals hitters ... four of his appearances came at Arvest Ballpark.

## 2019

- Joined Great Lakes (A) a month into the season and went on to pitch in 21 games for the Loons (6 starts) and went 4-7 with two saves and a 5.38 ERA (48 ER in 80.1 IP) and 55 strikeouts.
- First five appearances of the season were all starts in May, including his first outing of the season on May 5 vs. Wisconsin (MIL) pitching 4.0 scoreless innings with a pair of strikeouts.
- Also started in his final outing of the year, a career-high 6.0 scoreless innings at Lake County (CLE) on August 31, allowing just one hit while striking out one ... the two aforementioned starts represented two of his four scoreless outings in the season.
- Struck out a career-high seven batters twice, on June 10 vs. South Bend (CHC) and July 3 vs. Lansing (TOR)

## 2018

- After undergoing Tommy John Surgery a week before the draft in 2017 and rehabbed for 14 months, making his pro debut in late July ... split his first

professional season between the AZL Dodgers (R) and Great Lakes (A), going 3-0 across eight combined games pitched (one start) with a 1.42 ERA (3 ER in 19.0 IP).  
 Did not allow an earned run across the first 7.2 innings of his pro career, from 7/26 to August 5 with the AZL Dodgers, striking out 10 in the process.  
 Was promoted to Great Lakes on August 21 and remained with the Loons through the end of the regular season, making three appearances including his first pro start on September 3 against the South Bend Cubs (CHC), the final day of the regular season ... pitched 3.0 scoreless innings, allowed one hit and did not walk a batter while striking out three.

## COLLEGE (2015-2017)

- Attended Kent State University, where he pitched in 55 games (13 starts) for the Golden Flashes (Mid-American Conference), going 9-9 with a 3.86 ERA (55 ER in 128.1) and 129 strikeouts ... spent his first two seasons as Kent State's closer before moving to the rotation for his junior year in 2017.
- Named Second Team All-MAC his sophomore year in 2016, also a MAC Distinguished Scholar Athlete in 2016 and 2017.
- JUNIOR (2017):** Went 6-5 in 14 games (13 starts), with a 4.91 ERA and struck out 57 batters in 66.0 innings ... underwent Tommy John Surgery a week before the draft at the end of the season.
- SOPHOMORE (2016):** Led the team with 14 saves and 23 appearances, finishing 1-3 with a 2.70 ERA ... struck out 38 in 36.2 innings.
- FRESHMAN (2015):** Led the team with 7 saves and went 2-1 with a 2.81 ERA and 34 strikeouts in 25.2 innings.

## MISCELLANEOUS

- Lettered three years at Napoleon High School (Ohio), breaking the single-season ERA (0.653) and strikeout (121) records as a senior, as well as the single-game strikeout record with 15.
- Also lettered three years in basketball and one year in cross country at Napoleon HS... Named Honorable Mention All-State, First Team All-District, First Team All-League and the league's Player of the Year as a senior.
- Enjoys golfing and playing cards, lists his dad as the person he most admires and has a pregame superstition of putting his right shoe on first

## CAREER PITCHING

YEAR	CLUB	W	L	ERA	G	GS	CG	SHO	SV	SVO	IP	H	R	ER	HR	HB	BB	SO	WHIP	AVG
2018	AZL Dodgers (R)	1	0	0.84	5	0	0	0	0	0	10.2	2	1	1	0	0	7	14	0.84	.065
	Great Lakes (A)	2	0	2.16	3	1	0	0	0	0	8.1	10	3	2	0	0	1	10	1.32	.333
2019	Great Lakes (A)	4	7	5.38	21	6	0	2	2	2	80.1	87	56	48	8	7	48	55	1.68	.275
2020	Did not play (no minor league season)																			
2021	Tulsa (AA)	3	2	3.78	33	0	0	3	3	3	47.2	42	25	20	4	2	23	59	1.36	.232
2022	NW Arkansas (AA)	0	2	5.16	16	0	0	0	1	2	22.2	21	14	13	4	1	9	25	1.32	.256
	Omaha (AAA)	3	2	6.27	34	0	0	0	0	3	37.1	36	33	26	6	1	29	38	1.74	.250
<b>MINOR LEAGUE TOTALS (4 SEASONS)</b>		<b>13</b>	<b>13</b>	<b>4.78</b>	<b>112</b>	<b>7</b>	<b>0</b>	<b>6</b>	<b>10</b>	<b>6</b>	<b>207.0</b>	<b>198</b>	<b>132</b>	<b>110</b>	<b>22</b>	<b>11</b>	<b>117</b>	<b>201</b>	<b>1.52</b>	<b>.253</b>



# ANGEL ZERPA

AHN-hel SAIR-pah



**BATS**  
L

**THROWS**  
L

**HEIGHT**  
6'0"

**WEIGHT**  
220 LBS

**OPENING DAY AGE**  
23

**BORN:** September 27, 1999 in Valle De La Pascua, Venezuela 🇻🇪

**RESIDES:** Anaco, Venezuela

**ACQUIRED:** July 26, 2016 – Signed as an International Free Agent

**PRO DEBUT:** June 7, 2017 (DSL Royals) 4.1 IP, 2 R, 1 K vs. DSL Marlins

**40-MAN ROSTER:** Added by Kansas City on November 20, 2020

**MLB DEBUT:** September 30, 2021 (KANSAS CITY) 5.0 IP, 5 H, 0 ER, VS. CLEVELAND

**MLB SERVICE TIME:** 82 Days

## 2022 SEASON

- Split time in the Minor Leagues between NW Arkansas (AA) and Omaha (AAA) but also pitched in three games (two starts) with Kansas City over four separate stints with the Royals: June 10-11, July 11-12, July 14-15 and July 26-27.
- Earned his first major league win with 2.0 scoreless innings of relief in Game 2 of the doubleheader on July 11 vs. Detroit ... three days later on July 14 in Toronto, Zerpa won a 5.0-inning start in Toronto ... at 22 years, 290 days "old" on July 14, he became the youngest Royal to win a start since Danny Duffy (22.259) on Sept. 6, 2011 at Oakland.
- Zerpa began his big league career with 11.0 innings without allowing an earned run, allowed a solo home run to Toronto's Matt Chapman in the 5th inning on July 14 to end that the streak.
- Was placed on the 15-Day Injured List July 27 with a strained left knee and transferred to the 60-Day IL on August 3.
- Began the season in Double-A and made 13 starts with the Nationals and went 2-5 with a 4.36 ERA (31 ER in 64.0 IP) and 69 strikeouts (9.7 K/9).
- Held his opponent to three earned runs or fewer in 11 of his 13 starts with NW Arkansas, including four scoreless starts (4/16, 4/22, 6/18 and 6/30) ... kept Amarillo scoreless over career-high 7.0 innings on June 30, coming one off of his career high with nine strikeouts.
- Tied career high with 10 strikeouts in 5.0 innings on June 4 vs. Corpus Christi.
- Made 5 starts with the Storm Chasers in September while on rehab assignment, pitching 6.2 hitless and scoreless innings ... retired 19 of the 23 batters he faced, only surrendering 4 walks, but without a strikeout.

## AWARDS AND ACCOLADES

2017 *Baseball America* Dominican Summer League All-Star

## CAREER HIGHS

**INNINGS:** 7.0 – 6/30/22 @ Amarillo

**STRIKEOUTS:** 10 (2x) – Last: 6/2/22 vs. Corpus Christi

**WALKS:** 4 (2x) – Last: 8/18/18 @ AZL Mariners

**HITS:** 11 (2x) – Last: 7/26/19 @ Princeton

**EARNED RUNS:** 3 – 7/26/19 @ Princeton

**HOME RUNS:** 2 – 7/26/19 @ Princeton

**PITCHES THROWN:** 96 (2x) – Last: 7/6/22 vs. Tulsa

**SCORELESS STREAK:** 17.0 IP – 8/2/19 to 8/26/19



## 2021

- Began the season in Quad Cities (A+) and after stops with Northwest Arkansas (AA) and Omaha (AAA), made his Major League debut on September 30 vs. Cleveland.
- Started Opening Day for the River Bandits and made eight starts in High-A, going 4-0 with a 2.59 ERA (12 ER in 41.2 IP) with 53 strikeouts and just eight walks.
- Assigned to the Nationals from Quad Cities on June 21 and made 13 starts in Double-A for Northwest Arkansas, but went 0-3 with a 5.96 ERA (30 ER in 45.1 IP).
- Assigned to Triple-A Omaha on September 26 and made one start before getting called up to Kansas City four days later.
- 108 strikeouts between the three MLB levels ranked 8th among Royals minor pitchers, as did 88.1 innings pitched ... 3.86 K/BB and 11.00 K/9 rank as the 5th and 7th-best in the Royals organization among pitchers with at least 70.0 IP.
- Retired all 6 batters he faced on Aug. 27, striking out 5 of 6, including striking out the side in the 2nd inning.
- Was out of action for 27 days ... left his start on July 27 in the top of the 3rd inning, then was on the Injured List from August 10 to 17 and did not pitch in the series against Arkansas (August 3 to 8) or Frisco (August 11 to 15).
- Called up for an MLB spot start on September 30 at Kauffman Stadium ... pitched 5.0 innings against Cleveland, allowed two runs with four strikeouts.

## 2020

- Participated in the Royals fall camp in Surprise, Arizona.
- Added to the Royals' 40-man roster on November 20.

## 2019

- Began the year with the Idaho Falls Chukars (R), but was assigned to the Burlington Royals (R) on June 18 and spent the rest of the season with the B-Royals the Appalachian League ... Tied for second in the Appalachian League in wins with 6.

## CAREER PITCHING

YEAR	CLUB	W	L	ERA	G	GS	CG	SHO	SV	SVO	IP	H	R	ER	HR	HB	BB	SO	WHIP	AVG
2017	DSL Royals (R)	3	4	1.84	14	12	0	0	0	0	63.2	47	15	13	0	6	11	39	0.91	.208
2018	Surprise (R)	3	6	3.88	11	7	0	0	0	1	48.2	52	30	21	5	1	12	34	1.25	.333
2019	Burlington (R)	6	3	3.33	12	11	0	0	0	0	51.1	41	19	19	6	2	13	51	1.05	.218
	Idaho Falls (R) 🔄	0	0	4.15	1	1	0	0	0	0	4.1	5	2	2	0	0	1	4	1.38	.278
2020		Did not play (no minor league season)																		
2021	Quad Cities (A+) 🔄	4	0	2.59	8	8	0	0	0	0	41.2	32	12	12	2	2	8	53	0.96	.205
	NW Arkansas (AA) 🔄	0	3	5.96	13	13	0	0	0	0	45.1	51	30	30	7	1	19	54	1.54	.287
	Omaha (AAA) 🔄	0	1	20.25	1	1	0	0	0	0	1.1	2	3	3	1	0	1	1	2.25	.333
	KANSAS CITY	0	1	0.00	1	1	0	0	0	0	5.0	3	2	0	0	0	1	4	0.80	.176
2022	NW Arkansas (AA)	2	5	4.36	13	13	0	0	0	0	64.0	70	34	31	7	3	21	69	1.42	.276
	Omaha (AAA)	0	0	1.17	6	6	0	0	0	0	7.2	2	1	1	0	0	4	0	0.78	.083
	KANSAS CITY	2	1	1.64	3	2	0	0	0	0	11.0	9	3	2	2	0	3	3	1.09	.220
MAJOR LEAGUE TOTALS (2 SEASONS)		2	2	1.13	4	3	0	0	0	0	16.0	12	5	2	2	0	4	7	1.00	.207
MINOR LEAGUE TOTALS (5 SEASONS)		18	22	3.62	79	72	0	0	0	1	328.0	302	146	132	28	15	90	305	1.20	.244

- Named Appalachian League Pitcher of the Week on August 11, two days after holding Danville to one hit over 5.0 scoreless innings, with nine strikeouts.
- In four starts (five appearances) at home with Burlington, went 5-0 with a 1.09 ERA (3 ER in 24.1 IP).
- Did not allow a run over his final four regular season starts with Burlington, pitching 15.0 innings and striking out 22, while allowing just six hits and two walks.
- Scoreless streak extended into the postseason, totaling at 22.0 scoreless frames... Made two starts for Burlington in the postseason, first earning the win in Game 1 of the semifinals vs. the Pulaski Yankees, throwing 5.0 scoreless innings, allowing two hits and one walk, while striking out seven in a 6-0 victory.

## 2018

- Spent the entire season with the Surprise Royals (R) ... Had six losses, which ranked second-most in the Arizona League.
- Allowed five earned runs (4.2 IP) in his July 3 start vs. ERA (10 ER in 40.0 IP) in his other nine appearances; allowing one earned run on Aug. 3 vs. the Rangers ... held opponents to a 2.25 ERA (10 ER in 40.0 IP) in his other nine appearances, allowing one earned run or fewer in his other five starts.

## 2017

- Named a Dominican Summer League All-Star by *Baseball America*.
- Five of his 12 starts in his professional debut were scoreless, including a 4-2 win on July 20 at DSL Astros Blue, in which he allowed just five hits and no walks, with a career-high 10 strikeouts.

## MISCELLANEOUS

- Enters 2023 ranked by *Baseball America* as the No. 9 Royals prospect, the No. 9 prospect in the system according to MLB Pipeline ... rated by *Baseball America* in 2022 has having the "Best Control" in the Kansas City Royals system.
- Full name is Angel David Zerpa.

STORM CHASERS ORGANIZATION

2023 OMAHA STORM CHASERS

2022 SEASON IN REVIEW

PLAYER & COACH DATABASE

HISTORY & RECORDS

INTERNATIONAL LEAGUE

ROYALS ORGANIZATION

GENERAL INFORMATION



# 2023 STORM CHASERS TRAVEL MAP

2023 OMAHA STORM CHASERS



## BY THE NUMBERS

- 12** Separate road trips this season
- 12,921** Flight miles set to be traveled this season
- 1990** The last season the Omaha franchise played games on the road against the Scranton/WB franchise (August 7 & 9, 1990)
- 1** Team Omaha will play for the first time in franchise history (Gwinnett Stripers).
- 66.0%** Percentage of schedule played in central time zone

## OVERALL

Total Games	150
Home Games	75
Road Games	75

## BY STATE

Nebraska	75
Ohio	18
Iowa	12
Indiana	9
Georgia	6
Kentucky	6
Minnesota	6
New York	6
Pennsylvania	6
Tennessee	6

## BY MONTH

March	1
April	26
May	26
June	25
July	24
August	27
September	21

## BY DAY

Monday	1
Tuesday	23
Wednesday	24
Thursday	24
Friday	26
Saturday	26
Sunday	26



# ROAD TRIP MILEAGE CHART

DATE	FROM	TO	MILEAGE
<b>Road Trip #1</b>			<b>1,034</b>
March 30	Omaha	Indianapolis, Indiana	517
April 2	Indianapolis, Indiana	Omaha	517
<b>Road Trip #2</b>			<b>294</b>
April 11	Omaha	Des Moines, Iowa	(Bus) 147
April 16	Des Moines, Iowa	Omaha	(Bus) 147
<b>Road Trip #3</b>			<b>1,224</b>
April 24	Omaha	Nashville, Tennessee	612
May 1	Nashville, Tennessee	Omaha	612
<b>Road Trip #4</b>			<b>2,176</b>
May 8	Omaha	Philadelphia, PA (Scranton/W-B)	1,088
May 14	Philadelphia, PA (Scranton/W-B)	Omaha	1,088
<b>Road Trip #5</b>			<b>784</b>
May 22	Omaha	St. Paul, Minnesota	(Bus) 392
May 28	St. Paul, Minnesota	Omaha	(Bus) 392
<b>Road Trip #6</b>			<b>1,034</b>
June 5	Omaha	Indianapolis, Indiana	517
June 11	Indianapolis, Indiana	Omaha	517
<b>Road Trip #7</b>			<b>1,822</b>
June 19	Omaha	Rochester, New York	921
June 26	Rochester, New York	Omaha	941
<b>Road Trip #8</b>			<b>1,642</b>
July 4	Omaha	Atlanta, Georgia (Gwinnett)	821
July 9	Atlanta, Georgia (Gwinnett)	Omaha	821
<b>Road Trip #9</b>			<b>1,477</b>
July 24	Omaha	Columbus, Ohio	689
July 30	Columbus, Ohio	Louisville, Kentucky	(Bus) 206
August 6	Louisville, Kentucky	Omaha	582
<b>Road Trip #10</b>			<b>1,300</b>
August 14	Omaha	Detroit, Michigan (Toledo)	650
August 20	Detroit, Michigan (Toledo)	Omaha	650
<b>Road Trip #11</b>			<b>294</b>
September 5	Omaha	Des Moines, Iowa	(Bus) 147
September 10	Des Moines, Iowa	Omaha	(Bus) 147
<b>Road Trip #12</b>			<b>1,378</b>
September 18	Omaha	Columbus, Ohio	689
September 24	Columbus, Ohio	Omaha	689

**Total Miles: 14,459**

(Bus trips measured direct ballpark-to-ballpark from Google Maps)

(Flights measured direct airport to airport from Air Miles Calculator)



# 2022 SEASON IN REVIEW

2023 MEDIA GUIDE

# 2022 SEASON NEWS AND NOTES

**2022 IN REVIEW:** The Omaha Storm Chasers finished with a 71-78 overall record, finishing 7th out of 10 teams in the International League West Division and 20.0 games out of first place. The Storm Chasers ended 25 days with a record above .500, 24 days with a winning percentage exactly at .500 and spent 99 days below .500. The record peaked two games over .500 six times and fell to a season-worst nine games under .500 after an 8-7 loss to Scranton/WB on August 25, what was at the time a 55-64 record. However, for much of the season the team hovered around .500, spending 98 of 149 games (66%) within two games of .500. At home, Omaha went 40-34 while the team struggled on the road, with a 31-44 mark. For the second straight year, the Chasers produced a positive run differential (+13), with 801 runs scored and 788 runs allowed, the 6th time since moving to Werner Park in 2011 that the team scored more runs than it allowed.

**THOR'S DAY:** **Scott Thorman** took over as the new manager of the Omaha Storm Chasers in 2022, following the retirement of **Brian Poldberg** at the conclusion of the 2021 season. Thorman became the 19th manager in franchise history and third in the Storm Chasers' era (2011 -pres.), the sixth manager in franchise history to have previously played for Omaha, joining **John Wathan**, **Jeff Cox**, **Mike Jirschele**, **Ron Johnson** and **Brian Poldberg**. Thorman began his managerial career with the Burlington Royals in the Appalachian League in 2015, after serving as the team's bench coach in his first coaching assignment in 2014. He skipped the B-Royals for two seasons, before moving up to Class-A Lexington in 2017, High-A Wilmington in 2019 and Double-A Northwest Arkansas in 2021. He won Minor League championships as a manager in Lexington (2018), Wilmington (2019), and Northwest Arkansas (2021) in addition to winning a regular season title in Burlington (2016).

**CALLED UP:** A record 15 Storm Chasers made their Major League debuts in 2022, including 12 with Kansas City: **INF Bobby Witt Jr.** (April 7), **RHP Collin Snider** (April 9), **C MJ Melendez** (May 3), **OF Dairon Blanco** (May 20), **OF Brewer Hicklen** (May 26), **RHP Jose Cruz** (May 31), **1B Vinnie Pasquantino** (June 28), **1B Nick Pratto** (July 14), **INF/OF Nate Eaton** (July 14), **2B Michael Massey** (July 15), **C Freddy Fermin** (July 15) and **OF Drew Waters** (August 22). Of those 12, 10 were called up to Kansas City from Omaha (Melendez, Blanco Hicklen, Cruz, Pasquantino, Pratto, Eaton, Massey, Fermin and Waters), while Witt Jr. and Snider made the Royals' Opening Day roster. 82 Omaha alumni have made their MLB debut with the Royals since 2011.

**BREWING UP HISTORY:** **OF Brewer Hicklen** compiled not just one of the best seasons of any hitter in Minor League Baseball with the Omaha Storm Chasers in 2022, but one of the best offensive seasons in the 21st century for a Minor Leaguer. Hicklen's efforts saw him named the 2022 Omaha Hitter of the Year, and the Kansas City Royals' 2022 Triple-A Player of the Year. Omaha's team leader in virtually every offensive category, he finished the 2022 campaign with 30 doubles, 28 home runs and 35 stolen bases – a rare 20/20/20 season that came two home runs away from a virtually unheard of 30/30/30 season. His historic season came while leading the Storm Chasers with 130 games played, 85 runs scored, 119 hits and 87 runs batted in. While he felt just short of recording a 30/30/30 season, a feat only accomplished 3 times in Minor League Baseball since 2005, his 25/25/25 season was one of just two in 2022, the other being accomplished by Reds infield prospect **Ely De La Cruz**. On May 26, Hicklen's contract was selected from Omaha for his first big league call-up, as he started in center field and hit ninth in the order in a 3-2 win over the Minnesota Twins at Target Field. Called up again when Kansas City played on the road in Toronto in mid-July, Hicklen took four at-bats over six games, scoring a run and playing 12.0 innings in the field.

**WHITE-HOT BLANCO:** **OF Dairon Blanco** got off to a slow start in 2022, hitting under .200 until mid-May. He picked things up and earned his first call up to the Major Leagues on May 19 and appeared in five games for the Royals, then cooled off again as July turned into August. However, September was a very different story at the plate. Over 23 games in September, Blanco slashed .436/.480/.649 (41-for-94) with 12 extra-base hits (7 doubles, 2 triples and 3 home runs), hitting safely in 19 of his final 23 games of the season with 14 multi-hit games in the month as well. On top of stealing 11 bases in the season's final month, he drove in 23 runs – an average of one per game. In the final month of the regular season, he ranked among the International League leaders in batting average (1st), on-base percentage (1st), hits (1st), slugging percentage (2nd), OPS (1.129, 2nd), total bases (61, 2nd), steals (tied 3rd) and runs batted in (5th). On September 15 at Columbus, he went 5-for-6 at the plate with three doubles and a home run, driving in four runs while scoring three as well. Over a 6-game span around that game against the Clippers (September 10-17), Blanco recorded 17 hits in at-bats, a ridiculous .680 batting average and 1.724 OPS, while driving in 10 runs. On top of his torrid pace to end the year, Blanco set a new career-high on the basepaths for the fourth straight season, stealing 45 bases in 52 tries – setting the Storm Chasers franchise record, while also leading the International League in stolen bases with a six-steal margin ahead of second place. He began the year a perfect 16-for-16 on the bases, not caught for the first time until late June. On nine occasions, he stole two bases in one game and finished the year 2nd in the organization in steals for the second straight year, trailing only Tyler Tolbert's 60 with Quad Cities. On September 10 vs. Indianapolis, he swiped two bases to pass the 38 that Jarrod Dyson stole in 2011.

**NOTHING BUT NÚÑEZ:** **RHP Andrés Núñez** authored the longest scoreless streak in Minor League Baseball in 2022, as he went 22 straight outings and 26.1 innings from May 19 to July 26 without allowing a run. That represented the most consecutive innings without surrendering a run in all of the Minor Leagues, while it was the second-most consecutive games, only behind Scranton/Wilkes-Barre's **Greg Weissert** (25 games). In that span, he held opponents to a .183 batting average (17-for-93) with 34 strikeouts by the streak's end, his earned run average (ERA) sat at 1.86 and led to him being recognized as Kansas City's Triple-A Pitcher of the Year with the Storm Chasers. His 54 games pitched led all Royals Minor League pitchers and placed 8th in the International League. 69 strikeouts was 5th on the Storm Chasers' staff, while 62.1 innings was tied with Josh Dye for the 6th-most on the team. Among Royals Minor League pitchers with at least 60.0 innings, he ranked 2nd in K/BB, 3rd in FIP (3.54), 4th in ERA, 5th in WHIP (1.30). After his scoreless streak, Núñez took over closing duties for the Storm Chasers in September and went 7-for-8 in save opportunities to end the season, with all 7 saves came in consecutive outings from September 2 to 16, a stretch in which he struck out 10 batters and did not issue any walks. It was the 2nd-longest save streak in the International League and 3rd-longest in MiLB, again trailing Weissert.

**AWARD WINNERS:** Three Storm Chasers players took home four International League awards in 2022, beginning with first baseman **Vinnie Pasquantino**. Pasquantino was recognized as the league's Player of the Week for the week of May 23-29, as he slashed .478/.500/1.174 (11-for-23) across a six-game series against Louisville from Louisville Slugger Field. In Omaha's 19-0 win on Wednesday, May 25, he went 5-for-7 with two home runs, two doubles, and runs batted in. Pasquantino was subsequently named the league's Player of the Month in May, as he slashed .320/.393/.804 (31-for-97) across 26 games and led the I.L. in May with 12 home runs, 35 runs batted in and 27 runs scored, while also leading the league in slugging percentage (.804) and OPS (1.197). Catcher **Freddy Fermin** compiled one of the best weeks of the season in late August. For the week of August 23-29, Fermin went 7-for-19 (.368) in a six-game series at Werner Park against the Scranton/Wilkes-Barre RailRiders, with a 1.316 slugging percentage, 1.796 OPS and 12 runs batted in. Fermin opened the week with his second career multi-home run game on Tuesday, August 24, then produced another multi-home run game on Thursday, August 26, hitting a grand slam and a two-run shot to give him a career-high six-RBI game. He also displayed good plate discipline in the series, drawing five walks and striking out just three times. Capping off the season, outfielder **Brent Rooker** was named the International League's Player of the Week for the week of September 19-25, as he went 9-for-19 against the Iowa Cubs in series at Werner Park, with six extra-base hits (three home runs) and 11 runs batted in over five games.

STORM CHASERS ORGANIZATION

2023 OMAHA STORM CHASERS

2022 SEASON IN REVIEW

PLAYER & COACH DATABASE

HISTORY & RECORDS

INTERNATIONAL LEAGUE

ROYALS ORGANIZATION

GENERAL INFORMATION



# 2022 STORM CHASERS RESULTS

2022 SEASON IN REVIEW

GM #	APRIL	OPPONENT	SCORE	RECORD	Pos./G+/-	WIN	LOSS	SAVE	TEMP.	1st PITCH	TIME	ATT.	HOME ATT.
1	4/5	@ Indianapolis	W, 4-1	1-0	T-1st/-	M. Martinez (1-0)	O. Bido (0-1)	A. Vizzaino (1)	56°	7:06 PM	3:05	7,724	
4/6	@ Indianapolis	Postponed/Rain (Made up April 7, 6-2 W)											
2	4/7	@ Indianapolis	L, 5-3 (7)	1-1	T-4th/0.5	H. Stratton (1-0)	A. Cox (0-1)	Y. De Los Santos (1)	47°	6:06 PM	2:14	-	
3	4/7	@ Indianapolis	W, 6-2 (7)	2-1	T-1st/0	C. Brewer (1-0)	B. Sulser (0-1)	-	44°	8:55 PM	2:23	2,615	
4	4/8	@ Indianapolis	L, 3-2	2-2	T-2nd/-1.0	C. Melendez (1-0)	J. Cus (0-1)	-	43°	7:07 PM	3:08	2,651	
5	4/9	@ Indianapolis	L, 7-1	2-3	T-5th/-2.0	B. Case (1-0)	M. Martinez (1-1)	-	46°	6:37 PM	2:36	3,720	
6	4/10	@ Indianapolis	L, 7-2	2-4	T-7th/-3.0	J. Ebdohk (1-0)	R. Bolaños (0-1)	-	58°	1:36 PM	3:00	4,148	
7	4/12	LOUISVILLE	L, 5-4	2-5	T-8th/-3.0	C. Overton (1-0)	A. Nunez (0-1)	J. Kuhnel (1)	87°	6:42 PM	2:43 (40 DELAY)	3,200	3,200

▲ April 12 Suspended in Top 6th/Rain, Louisville leading 3-1 - Completed April 13 ▲

8	4/13	LOUISVILLE	W, 4-1	3-5	8th/-3.0	J. Dye (1-0)	R. Wynne (0-1)	-	50°	6:02 PM	2:27	1,563	7,963
9	4/14	LOUISVILLE	L, 8-5	3-6	T-8th/-3.5	G. Ashcraft (1-1)	D. Mengden (0-1)	F. Cruz (2)	56°	6:37 PM	2:55	1,596	9,559
10	4/15	LOUISVILLE	W, 6-4	4-6	8th/-3.0	B. Peacock (1-0)	K. Zimmer (0-1)	A. Vizzaino (2)	49°	6:38 PM	3:09	1,955	11,514
11	4/16	LOUISVILLE	W, 3-2 (10)	5-6	T-7th/-3.0	S. Freeman (1-0)	F. Cruz (0-1)	-	49°	6:38 PM	2:46	2,116	13,630
12	4/17	LOUISVILLE	W, 7-4	6-6	T-6th/-3.0	A. Nunez (1-1)	C. Overton (1-1)	J. Cus (1)	39°	2:05 PM	2:29	1,614	15,244
13	4/19	@ Memphis	L, 2-1	6-7	7th/-4.0	J. Oviedo (1-1)	B. Peacock (1-1)	J. Walsh (3)	63°	6:06 PM	2:18	1,574	
14	4/20	@ Memphis	W, 9-6	7-7	T-7th/-3.5	F. Griffin (1-0)	B. Parker (1-0)	C. Brewer (1)	57°	12:11 PM	2:38 (137 DELAY)	3,373	
15	4/21	@ Memphis	L, 6-3	7-8	7th/-4.0	C. Thomas (1-0)	J. Kowar (0-1)	-	72°	6:45 PM	2:11	2,056	
16	4/22	@ Memphis	W, 9-3	8-8	T-5th/-4.0	A. Nunez (2-1)	T. Zeuch (0-3)	-	81°	7:05 PM	3:01	3,699	
17	4/23	@ Memphis	L, 8-0	8-9	7th/-4.0	M. Liberatore (2-2)	A. Cox (0-2)	-	80°	3:05 PM	2:09	4,881	
18	4/24	@ Memphis	W, 9-7	9-9	T-7th/-4.0	J. Hasley (1-0)	J. Oviedo (1-2)	J. Cus (2)	77°	2:05 PM	2:31	2,430	
19	4/26	TOLEDO	L, 5-1	9-10	7th/-4.0	C. Anderson (1-1)	D. Mengden (0-2)	-	58°	12:06 PM	2:25	5,165	20,409
20	4/27	TOLEDO	L, 14-0	9-11	8th/-4.0	A. Faeo (1-0)	J. Kowar (0-2)	-	82°	6:37 PM	2:24	2,437	22,846
21	4/28	TOLEDO	L, 7-2	9-12	8th/-5.0	M. Del Pozo (1-2)	M. Martinez (1-2)	-	78°	6:35 PM	2:49	2,464	25,310
4/29	TOLEDO	Postponed/Rain (Made up July 6, 4-1 W)											
22	4/30	TOLEDO	W, 12-5	10-12	8th/-5.5	F. Griffin (1-0)	N. Rodriguez (1-1)	Cox, Al (1)	48°	6:03 PM	2:31	3,141	28,451
4/30	TOLEDO	Postponed/Rain											

APRIL Hitting: 232/327/386 (164-for-707), 30.2B, 28 HR, 93 R, 93 BB, 27 SB / APRIL Pitching: 10-12, 4.85 ERA (101 ER in 187.1 IP), 6/6 SV, 194 H, 26 HR, 68 BB, 181 K, 261 AVG, 1.40 WHIP

GM #	MAY	OPPONENT	SCORE	RECORD	Pos./G+/-	WIN	LOSS	SAVE	TEMP.	1st PITCH	TIME	ATT.	HOME ATT.
23	5/1	TOLEDO	W, 7-4	11-12	T-6th/-5.0	D. Mengden (1-2)	C. Anderson (1-2)	A. Vizzaino (3)	59°	2:06 PM	2:30	2,523	27,774
24	5/3	COLUMBUS	L, 7-5	11-13	T-8th/-5.5	Z. Draper (2-0)	J. Kowar (0-3)	B. Krauth (1)	46°	11:06 AM	2:54	3,435	31,209
25	5/4	COLUMBUS	L, 5-4	11-14	T-8th/6.5	T. Tilly (3-0)	D. Mengden (1-3)	N. Mikolajchak (1-3)	52°	6:34 PM	2:30	1,851	33,060
26	5/5	COLUMBUS	W, 5-1	12-14	T-7th/-6.0	B. Singer (1-0)	P. Battenfeld (2-2)	-	56°	6:35 PM	1:56	2,005	35,065
27	5/6	COLUMBUS	W, 10-8	13-14	T-6th/-5.0	B. Peacock (2-1)	T. Myers (0-3)	A. Vizzaino (4)	67°	6:34 PM	3:06	6,025	41,090
28	5/7	COLUMBUS	W, 10-9	14-14	6th/-5.0	J. Dye (2-0)	N. Mikolajchak (1-2)	-	73°	6:36 PM	2:44	3,166	44,256
29	5/8	COLUMBUS	W, 4-3	15-14	4th/-5.0	F. Griffin (3-0)	J. Jewell (0-1)	J. Cus (3)	61°	2:06 PM	2:18	2,650	46,906
30	5/10	@ Iowa	L, 5-2	15-15	T-7th/-6.0	B. Hughes (1-0)	M. Peacock (1-2)	E. Uelmen (2)	91°	6:40 PM	2:12	4,434	
31	5/11	@ Iowa	L, 7-6	15-16	9th/-6.0	C. Ueckert (2-0)	J. Cus (0-2)	-	82°	12:10 PM	2:31	4,148	
32	5/12	@ Iowa	L, 5-0	15-17	9th/-7.0	L. Farrell (1-0)	J. Dye (2-1)	B. Leeper (2)	85°	12:10 PM	2:11	5,187	
33	5/13	@ Iowa	L, 6-5 (10)	15-18	9th/-7.0	C. Ueckert (3-0)	J. Cus (0-3)	-	80°	7:12 PM	2:48	6,505	
34	5/14	@ Iowa	W, 2-1	16-18	8th/-7.0	J. Kowar (1-3)	C. Sanders (0-1)	A. Vizzaino (5)	82°	6:09 PM	2:05	6,788	
35	5/15	@ Iowa	L, 8-0	16-19	8th/-8.0	M. Swamer (3-0)	K. Bubic (0-1)	-	64°	1:56 PM	2:34 (48 DELAY)	4,735	
36	5/17	ST. PAUL	W, 8-1	17-19	7th/-8.0	D. Mengden (2-3)	C. González (2-2)	-	69°	6:37 PM	2:30	2,019	48,925
37	5/18	ST. PAUL	W, 8-7 (10)	18-19	7th/-8.0	A. Sotilett (1-0)	J. Petricka (0-1)	-	84°	6:37 PM	3:11	2,649	51,574
38	5/19	ST. PAUL	W, 11-2	19-19	7th/-7.0	J. Kowar (2-3)	J. Balazovc (0-1)	-	91°	6:36 PM	3:28	3,528	54,902
39	5/20	ST. PAUL	W, 8-7 (10)	20-19	7th/-7.0	A. Sotilett (2-0)	J. Cotton (0-1)	A. Vizzaino (6)	70°	6:37 PM	3:11	4,463	59,365
40	5/21	ST. PAUL	L, 4-2	20-20	8th/-7.5	D. Rodriguez (2-0)	M. Martinez (1-3)	J. Gore (1)	59°	6:38 PM	2:37	4,016	63,681
41	5/22	ST. PAUL	W, 8-6	21-20	7th/-8.0	D. Mengden (3-3)	W. Pinto (2-2)	A. Vizzaino (7)	63°	6:07 PM	2:37	4,018	67,399
42	5/24	@ Louisville	L, 6-1	21-21	7th/-9.0	B. Lively (1-3)	C. Hernández (0-1)	-	76°	6:05 PM	2:30	4,627	
43	5/25	@ Louisville	W, 19-9	22-21	7th/-8.0	J. Kowar (3-3)	R. Wynne (1-6)	-	74°	11:06 AM	2:52	8,002	
5/26	@ Louisville	Postponed/Rain (Made May 28, 5-1 W)											
44	5/27	@ Louisville	L, 4-2	22-22	T-7th/-7.5	M. Minor (1-2)	K. Bubic (0-2)	F. Cruz (7)	69°	7:49 PM	2:07 (44 DELAY)	5,335	
45	5/28	@ Louisville	L, 3-0 (7)	22-23	T-7th/-8.0	R. Sanmartin (1-2)	A. Cox (0-3)	F. Cruz (8)	72°	5:07 PM	1:33	-	
46	5/28	@ Louisville	W, 5-1 (7)	23-23	T-7th/-8.0	D. Mengden (4-3)	D. McGuire (0-1)	-	72°	7:20 PM	1:40	6,250	
47	5/29	@ Louisville	W, 11-1	24-23	T-4th/-8.0	C. Hernández (1-1)	J. Nicollino (0-1)	-	83°	6:06 PM	2:45 (17 DELAY)	7,328	
48	5/31	INDIANAPOLIS	W, 2-1	25-23	4th/-8.0	Z. Willeman (1-0)	A. Brice (1-2)	-	77°	7:05 PM	2:25	2,297	69,696

MAY Hitting: 244/334/422 (206-for-844), 51.2B, 31 HR, 145 R, 99 BB, 27 SB / MAY Pitching: 15-11, 4.05 ERA (101 ER in 224.1 IP), 6/13 SV, 207 H, 32 HR, 91 BB, 235 K, 243 AVG, 1.33 WHIP

GM #	JUNE	OPPONENT	SCORE	RECORD	Pos./G+/-	WIN	LOSS	SAVE	TEMP.	1st PITCH	TIME	ATT.	HOME ATT.
49	6/1	INDIANAPOLIS	L, 13-3	25-24	T-6th/-8.0	O. Bido (1-1)	M. Martinez (1-1)	-	71°	7:05 PM	2:45	4,737	74,433
50	6/2	INDIANAPOLIS	W, 4-1	26-24	T-5th/-7.5	J. Dye (3-1)	A. Fletcher (1-4)	B. Peacock (1)	80°	7:06 PM	2:34	3,122	77,555
51	6/3	INDIANAPOLIS	L, 5-2	26-25	T-5th/-8.0	B. Wilson (2-0)	Z. Willeman (1-1)	A. Brice (2)	79°	7:08 PM	2:40	5,633	83,188
52	6/4	INDIANAPOLIS	W, 7-6	27-25	4th/-7.5	F. Griffin (4-0)	H. Stratton (1-2)	B. Peacock (2)	79	7:08 PM	2:42	4,964	88,152
6/5	INDIANAPOLIS	Postponed/Rain											
53	6/7	LEHIGH VALLEY	L, 5-1 (7)	27-26	T-4th/-7.0	J. Aharado (1-0)	J. Kowar (3-4)	-	80°	7:05 PM	2:01 (37 DELAY)	2,532	90,684
54	6/8	LEHIGH VALLEY	L, 4-2	27-27	T-4th/-7.0	J. Newberry (1-0)	D. Parrish (0-1)	M. Kelly (1)	78°	7:06 PM	2:56	2,905	93,589
55	6/9	LEHIGH VALLEY	W, 12-3	28-27	T-4th/-5.5	D. Mengden (5-3)	R. Sanchez (1-2)	-	73°	7:08 PM	2:47	3,966	97,555
56	6/10	LEHIGH VALLEY	L, 5-2 (10)	28-28	T-5th/6.5	N. Duron (2-2)	R. Bolaños (0-2)	M. Appel (4)	80°	7:06 PM	3:04	5,767	103,322
57	6/11	LEHIGH VALLEY	L, 4-3	28-29	T-7th/-7.5	B. Zaiter (3-0)	C. Hernández (1-2)	J. Hernandez (1)	75°	7:06 PM	2:25	4,966	108,288
58	6/12	LEHIGH VALLEY	W, 10-1	29-29	7th/-6.5	F. Griffin (5-0)	J. Newberry (1-1)	-	90°	5:07 PM	2:23	6,340	114,628
59	6/14	@ Iowa	L, 11-6	29-30	T-7th/-6.5	C. Menozzi (2-0)	J. Kowar (3-5)	-	95°	6:40 PM	2:46	5,176	
60	6/15	@ Iowa	L, 4-2	29-31	8th/-7.5	A. Rosario (3-2)	C. Snider (0-1)	E. Uelmen (3)	85°	12:09 PM	2:18	6,433	
61	6/16	@ Iowa	W, 8-2	30-31	T-7th/-6.5	A. Cox (1-3)	B. Leibbrandt (1-1)	-	91°	6:40 PM	1:55	6,526	
62	6/17	@ Iowa	L, 5-3	30-32	8th/-7.5	W. Short (1-0)	C. Hernández (1-3)	E. Uelmen (4)	88°	7:10 PM	2:24	10,534	
63	6/18	@ Iowa	W, 9-3	31-32	8th/-7.5	Z. Greinke (2-0)	R. Gsellman (1-3)	-	86°	6:10 PM	2:27	8,057	
64	6/19	@ Iowa	L, 6-5	31-33	8th/-7.5	M. Rucker (1-0)	J. Dye (3-2)	B. Leeper (3)	84°	1:10 PM	2:25	7,186	
65	6/21	COLUMBUS	L, 4-2	31-34	8th/-8.5	P. Battenfeld (5-4)	J. Kowar (3-6)	-	85°	12:05 PM	2:56	4,662	119,290
66	6/22	COLUMBUS	W, 12-7	32-34	8th/-7.5	S. Freeman (2-0)	T. Herrin (0-2)	-	88°	7:05 PM	3:02	2,659	121,949
67	6/23	COLUMBUS	W, 5-3	33-34	8th/-6.5	A. Cox (2-3)	T. Myers (1-8)	B. Peacock (3)	81°	7:07 PM	2:34	4,723	126,672
68	6/24	COLUMBUS	L, 8-3	33-35	8th/-7.5	A. Scott (3-2)	C. Hernández (1-4)	-	80°	7:06 PM	2:54	5,631	132,303
69	6/25	COLUMBUS	L, 3-2	33-36	8th/-8.5	J. Karinchak (1-0)	G. Speier (0-1)	A. Castro (1)	83°	7:06 PM	2:53	4,317	137,094
70	6/26	COLUMBUS	W, 17-14	34-36	T-7th/-8.5	C. Snider (1-1)	A. Scott (3-3)	-	77°	2:05 PM	3:14	6,072	143,166

1ST HALF Hitting: 242/336/413 (552-for-2279), 124.2B, 81 HR, 358 R, 287 BB, 71 SB / 1ST HALF Pitching: 34-36, 4.48 ERA (301 ER in 604.2 IP), 15/27 SV, 5

# 2022 STORM CHASERS RESULTS

STORM CHASERS ORGANIZATION

2023 OMAHA STORM CHASERS

2022 SEASON IN REVIEW

PLAYER & COACH DATABASE

HISTORY & RECORDS

INTERNATIONAL LEAGUE

ROYALS ORGANIZATION

GENERAL INFORMATION

GM #	JUNE	OPPONENT	SCORE	RECORD	POS./G+/-	WIN	LOSS	SAVE	TEMP.	1ST PITCH	TIME	ATT.	HOME ATT.
71	6/28	@ St. Paul	W, 11-2	35-36	6th/-7.5	D. Parrish (1-1)	D. Rodriguez (5-2)	-	81°	7:09 PM	2:33	7,105	
72	6/29	@ St. Paul	L, 6-2	35-37	7th/-8.5	C. Sands (1-4)	A. Cox (2-4)	-	83°	1:09 PM	2:45	7,933	
73	6/30	@ St. Paul	W, 10-1	36-37	6th/-7.5	A. Nunez (3-1)	J. Balazovic (0-3)	-	84°	7:11 PM	2:49	7,327	

JUNE Hitting: 254/351/455 (217-for-838) 49.2B, 38 HR, 143 R, 110BB, 28 5B // JUNE Pitching: 11-14, 4.32 ERA (105 ER in 219.0 IP), 3/8 SV, 199H, 31 HR, 89 BB, 194 K, 240 AVG, 1.32 WHIP

GM #	JULY	OPPONENT	SCORE	RECORD	POS./G+/-	WIN	LOSS	SAVE	TEMP.	1ST PITCH	TIME	ATT.	HOME ATT.
74	7/1	@ St. Paul	L, 4-3	36-38	7th/-8.5	W. Pinto (2-3)	G. Speier (0-2)	-	82°	7:10 PM	2:40	7,936	
75	7/2	@ St. Paul	W, 6-4	37-38	T-5th/-8.5	C. Sanchez (2-1)	A. Jurado (0-2)	B. Peacock (4)	78°	6:18 PM	2:52	8,475	
76	7/3	@ St. Paul	L, 10-2	37-39	7th/-9.5	D. Parrish (1-2)	D. Parrish (1-2)	-	82°	6:08 PM	2:39	9,110	
77	7/4	TOLEDO	W, 20-6	38-39	7th/-9.5	A. Cox (3-4)	L. Shore (2-4)	-	95°	7:08 PM	3:02	8,504	151,670
78	7/6	TOLEDO	W, 3-2 (7)	39-39	T-6th/-9.5	Z. Willemann (2-1)	D. Law (1-2)	-	76°	6:01 PM	2:19 (5:56 DELAY)	5,921	157,670
79	7/6	TOLEDO	W, 4-1 (7)	40-39	T-4th/-9.0	J. Dye (4-2)	N. Rodriguez (3-6)	B. Peacock (5)	76°	8:55 PM	2:07	4,502	156,172
80	7/7	TOLEDO	W, 6-1	41-39	4th/-9.0	M. Martini (2-4)	M. Mariot (7-2)	-	81°	7:05 PM	2:10	3,989	160,161
81	7/8	TOLEDO	L, 3-1	41-40	T-4th/-10.0	E. Rodriguez (4-2)	D. Parrish (1-3)	-	81°	7:09 PM	2:51	5,923	166,084
82	7/9	TOLEDO	L, 8-4	41-41	5th/-11.0	N. Vincent (2-5)	R. Weiss (0-1)	-	86°	7:08 PM	2:55	5,336	171,420
83	7/10	TOLEDO	W, 9-6	42-41	T-4th/-10.0	A. Cox (4-4)	M. Diaz (4-3)	B. Peacock (6)	93°	5:06 PM	3:03	6,280	176,700
84	7/12	@ Rochester	L, 5-2	42-42	5th/-10.0	F. Perez (1-2)	D. Mengden (5-4)	T. Clippard (1)	72°	7:05 PM	2:49	6,790	
85	7/13	@ Rochester	W, 6-1	43-42	T-4th/-9.0	A. Nunez (4-1)	C. Teel (2-7)	-	71°	7:05 PM	2:52	7,388	
86	7/14	@ Rochester	L, 4-1	43-43	5th/-9.0	S. Shopp (1-0)	D. Parrish (1-4)	P. Murphy (1)	76°	7:08 PM	2:10	5,151	
87	7/15	@ Rochester	L, 3-0	43-44	5th/-10.0	F. Klump (1-0)	A. Cox (4-5)	P. Murphy (2)	76°	7:09 PM	2:13	7,216	
88	7/17	@ Rochester	W, 4-1	44-44	5th/-9.0	A. Nunez (5-1)	L. Verrett (7-7)	B. Peacock (7)	81°	6:07 PM	2:35	8,616	
89	7/17	@ Rochester	W, 13-7	45-44	5th/-9.0	S. Freeman (3-0)	P. Murphy (2-2)	-	84°	1:06 PM	2:56	4,981	
90	7/22	IOWA	W, 9-1	46-44	4th/-9.0	C. Martinez (3-4)	C. Sanders (1-6)	-	96°	7:08 PM	2:46	7,879	184,189
91	7/23	IOWA	L, 10-6	46-45	4th/-9.0	K. Kilian (3-1)	Z. Willemann (2-1)	S. Newcomb (1)	100°	5:08 PM	2:39	8,224	192,463
92	7/24	IOWA	L, 7-0	46-46	5th/-9.0	M. Dermody (6-3)	J. Heasley (1-1)	A. Espinoza (1)	90°	5:05 PM	2:40	7,108	199,571
7225	IOWA	Postponed/Rain											
93	7/26	@ Syracuse	W, 5-1	47-46	4th/-9.0	D. Parrish (2-4)	T. Adleman (2-1)	-	78°	6:37 PM	2:25	3,832	
94	7/27	@ Syracuse	W, 10-4	48-46	4th/-9.0	C. Hernandez (2-4)	J. deGrom (0-1)	-	80°	12:05 PM	3:03	8,259	
95	7/28	@ Syracuse	L, 5-3	48-47	5th/-10.0	B. Montes de Oca (1-2)	C. Brewer (1-1)	-	75°	7:05 PM	3:04	6,031	
96	7/29	@ Syracuse	L, 9-4	48-48	5th/-11.0	E. Orze (4-2)	M. Martinez (3-5)	-	80°	6:38 PM	3:04	8,108	
97	7/30	@ Syracuse	W, 6-3	49-48	5th/-10.0	D. Mengden (6-4)	C. Gray (5-4)	-	75°	6:37 PM	2:40	6,075	
98	7/31	@ Syracuse	L, 4-1	49-49	5th/-10.0	T. Cobb (5-1)	D. Parrish (2-5)	B. Montes de Oca (6)	82°	1:07 PM	2:34	4,049	

JULY Hitting: 255/334/440 (209-for-819) 37.2B, 34 HR, 122 R, 92BB, 41 5B // JULY Pitching: 13-12, 4.21 ERA (100 ER in 214.0 IP), 4/7 SV, 200H, 24 HR, 118 BB, 180 K, 247 AVG, 1.45 WHIP

GM #	AUG.	OPPONENT	SCORE	RECORD	POS./G+/-	WIN	LOSS	SAVE	TEMP.	1ST PITCH	TIME	ATT.	HOME ATT.
99	8/2	ST. PAUL	L, 13-4	49-50	5th/-11.0	D. Smeltzer (3-2)	A. Cox (4-6)	-	99°	7:05 PM	2:43	2,482	202,053
100	8/3	ST. PAUL	L, 9-7	49-51	6th/-12.0	B. Peacock (3-1)	A. Nunez (5-2)	M. Feliz (1)	93°	7:05 PM	3:14	2,132	205,245
101	8/4	ST. PAUL	W, 9-3	50-51	5th/-12.0	A. Misiewicz (1-0)	J. Balazovic (0-5)	-	89°	7:07 PM	2:43	5,914	211,159
102	8/5	ST. PAUL	L, 15-6	50-52	7th/-12.0	D. Rodriguez (6-3)	J. Kowar (3-7)	-	90°	7:06 PM	2:52	5,867	217,026
103	8/6	ST. PAUL	L, 5-0	50-53	7th/-12.0	J. Minaya (1-4)	D. Parrish (2-6)	-	97°	7:07 PM	2:43	5,046	221,072
104	8/7	ST. PAUL	W, 9-6	51-53	7th/-12.0	A. Misiewicz (2-0)	A. Schuller (3-1)	-	93°	5:06 PM	2:45	4,741	226,813
105	8/9	@ Toledo	L, 5-4	51-54	7th/-12.5	N. Vincent (4-5)	A. Nunez (5-3)	-	75°	7:06 PM	2:35	4,840	
106	8/10	@ Toledo	L, 8-7 (10)	51-55	7th/-13.5	N. Vincent (5-5)	S. Freeman (3-1)	-	82°	7:04 PM	3:33	4,815	
107	8/11	@ Toledo	L, 4-3	51-56	7th/-14.0	M. Del Pozo (3-2)	A. Misiewicz (2-1)	-	78°	7:07 PM	2:31	6,366	
108	8/12	@ Toledo	W, 5-1	52-56	7th/-14.0	D. Parrish (3-6)	A. Bergner (1-1)	-	75°	7:05 PM	2:27	7,098	
109	8/13	@ Toledo	L, 7-2	52-57	7th/-14.0	S. Spitzbarth (4-0)	A. Cox (4-7)	-	68°	7:04 PM	2:31	8,160	
110	8/14	@ Toledo	L, 2-1	52-58	8th/-14.0	E. Rodriguez (5-4)	J. Kowar (3-8)	N. Vincent (1)	68°	4:06 PM	2:05	7,409	
111	8/16	@ Louisville	L, 1-3	52-59	8th/-14.0	R. Wynne (5-10)	J. Heasley (1-2)	-	84°	6:36 PM	2:42	5,555	
112	8/17	@ Louisville	L, 4-3	52-60	8th/-15.0	F. Cruz (4-4)	S. Freeman (3-2)	-	83°	6:37 PM	2:22	6,290	
113	8/18	@ Louisville	W, 4-2 (10)	53-60	8th/-14.5	J. Dye (5-2)	D. Moreta (2-3)	S. Freeman (1)	84°	6:37 PM	2:47	5,997	
114	8/19	@ Louisville	W, 7-3	54-60	8th/-15.0	A. Stollitt (3-0)	D. McGuire (2-3)	-	87°	7:05 PM	2:42	6,387	
115	8/20	@ Louisville	W, 10-6	55-60	8th/-14.5	J. Kowar (4-8)	R. Espinal (5-6)	-	83°	7:06 PM	2:57	6,471	
116	8/21	@ Louisville	L, 7-6	55-61	8th/-15.0	E. Demaria (3-0)	F. Cruz (22)	78°	2:36 PM	2:33 (2:24 DELAY)	5,359		
117	8/23	SCRANTON W/B	L, 5-4	55-62	8th/-16.0	Z. Greene (9-0)	M. Castillo (2-1)	B. Brito (1)	86°	7:06 PM	2:42	1,928	228,741
118	8/24	SCRANTON W/B	L, 4-3	55-63	8th/-17.0	S. Boyke (1-1)	D. Mengden (6-5)	J. Mujica (2)	89°	7:07 PM	2:11	4,065	232,806
119	8/25	SCRANTON W/B	L, 8-7	55-64	8th/-17.0	R. Rodriguez (1-1)	J. Dye (5-3)	-	87°	7:06 PM	3:00	4,315	237,121
120	8/26	SCRANTON W/B	W, 13-8	56-64	8th/-17.0	G. Speier (1-2)	B. Brito (2-3)	-	82°	7:08 PM	3:20	5,134	242,255
8/27	SCRANTON W/B	Postponed/Rain (Made August 28, 12-10 PM)											
121	8/28	SCRANTON W/B	W, 9-4 (7)	57-64	8th/-16.5	A. Cox (5-7)	R. Weber (3-4)	-	87°	1:07 PM	1:43	-	242,255
122	8/28	SCRANTON W/B	W, 12-10 (7)	58-64	8th/-16.0	M. Castillo (3-1)	S. Sempile (1-1)	W. Mills (1)	91°	3:30 PM	2:19	6,655	248,977
123	8/30	@ St. Paul	L, 10-6	58-65	8th/-17.0	A. Schuller (4-1)	R. Bolanos (0-4)	-	77°	7:09 PM	2:56	5,377	
124	8/31	@ St. Paul	W, 5-1	59-65	8th/-16.0	M. Martinez (4-5)	L. Varland (1-1)	-	85°	7:08 PM	2:33	5,078	

AUGUST Hitting: 258/338/471 (225-for-838) 32.2B, 42 HR, 149 R, 92BB, 42 5B // AUGUST Pitching: 10-16, 5.70 ERA (142 ER in 224.1 IP), 2/10 SV, 245 1/2 SO, HR, 109 BB, 213 K, 277 AVG, 1.58 WHIP

GM #	SEPT.	OPPONENT	SCORE	RECORD	POS./G+/-	WIN	LOSS	SAVE	TEMP.	1ST PITCH	TIME	ATT.	HOME ATT.
125	9/1	@ St. Paul	L, 18-6	59-66	8th/-17.0	D. Strotman (2-2)	D. Parrish (3-7)	-	85°	7:11 PM	3:25	5,047	
126	9/2	@ St. Paul	W, 11-9	60-66	8th/-17.0	A. Cox (6-7)	D. Smeltzer (3-3)	A. Nunez (1)	83°	7:09 PM	3:11	6,025	
127	9/3	@ St. Paul	L, 9-4	60-67	8th/-18.0	D. Rodriguez (7-4)	Z. Haake (0-1)	M. Feliz (2)	72°	7:09 PM	2:48	7,104	
128	9/4	@ St. Paul	W, 4-2	61-67	8th/-18.0	R. Weiss (1-1)	C. Sands (2-3)	A. Nunez (2)	74°	5:11 PM	2:49	7,849	
129	9/6	INDIANAPOLIS	W, 8-7	62-67	7th/-17.0	M. Martinez (5-5)	A. Brice (3-4)	A. Nunez (3)	85°	6:36 PM	2:53	1,353	250,745
130	9/7	INDIANAPOLIS	W, 5-4 (9)	63-67	7th/-16.0	W. Mills (2-0)	M. McGregg (1-2)	-	86°	5:06 PM	2:12	2,505	250,745
131	9/7	INDIANAPOLIS	L, 4-3 (7)	63-68	7th/-16.5	N. Tonkin (5-2)	D. Parrish (3-8)	-	80°	7:54 PM	2:03	2,115	252,860
132	9/8	INDIANAPOLIS	W, 5-4	64-68	7th/-16.5	Y. Del Rosario (1-0)	J. O'Reilly (5-3)	A. Nunez (4)	88°	6:36 PM	2:30	2,640	255,500
133	9/9	INDIANAPOLIS	L, 7-5	64-69	7th/-17.5	E. Hanholdt (4-3)	W. Mills (2-1)	-	69°	6:38 PM	2:59	6,953	262,453
134	9/10	INDIANAPOLIS	W, 9-6	65-69	7th/-16.5	Z. Haake (1-1)	J. Eickhoff (6-6)	A. Nunez (5)	66°	6:38 PM	2:54	2,618	265,071
135	9/11	INDIANAPOLIS	L, 19-9	65-70	7th/-16.5	C. Bolton (4-2)	J. Kowar (4-9)	-	75°	2:07 PM	3:18	4,512	269,583
136	9/13	@ Columbus	W, 4-2	66-70	7th/-15.5	D. Mengden (7-5)	A. Misiaszek (2-1)	A. Nunez (6)	71°	6:15 PM	2:21	7,946	
137	9/14	@ Columbus	W, 9-1	67-70	T-5th/-15.5	A. Cox (7-7)	P. Battenfield (8-6)	-	79°	6:42 PM	2:35 (6:07 DELAY)	6,409	
138	9/15	@ Columbus	W, 13-6	68-70	5th/-15.5	R. Weiss (2-1)	T. Tully (8-5)	-	84°	6:17 PM	3:11	6,286	
139	9/16	@ Columbus	W, 8-7	69-70	5th/-14.5	W. Mills (3-1)	L. Hamilton (2-6)	A. Nunez (7)	81°	7:05 PM	3:11	9,047	
140	9/17	@ Columbus	L, 6-2	69-71	5th/-15.5	X. Curry (4-1)	M. Martinez (5-6)	-	78°	12:08 PM	2:42	7,035	
141	9/18	@ Columbus											

# 2022 STORM CHASERS ROSTER

2022 SEASON IN REVIEW

## PITCHERS

#	NAME	B/T	HT	WT	BORN	BIRTH PLACE
57	Bolaños, Ronald	R/R	6' 2"	230	8/23/1996	Santa Cruz del Norte, Cuba
34	Brewer, Colten	R/R	6' 4"	222	10/29/1992	Dallas, Texas
34	Bubic, Kris	L/R	6' 3"	225	8/19/1997	Cupertino, California
50	Castillo, Max	R/R	6' 2"	280	5/4/1999	Caracas, Venezuela
60	Clarke, Taylor	R/R	6' 4"	217	5/13/1993	Ashburn, Virginia
47	Coleman, Dylan	R/R	6' 5"	230	9/16/1996	Potosi, Missouri
31	Cox, Austin	L/R	6' 4"	235	3/28/1997	Macon, Georgia
44	Cuas, Jose	R/R	6' 3"	195	6/28/1994	Santo Domingo, Dominican Republic
45	Del Rosario, Yefri	R/R	6' 1"	185	9/23/1999	Miages, Dominican Republic
45	Dye, Josh	L/L	6' 5"	180	9/14/1996	DeLand, Florida
61	Freeman, Sam	R/L	5' 11"	180	6/24/1987	Houston, Texas
60	Garrett, Amir	R/L	6' 5"	239	5/3/1992	Victorville, California
60	Greinke, Zack	R/R	6' 2"	200	10/21/1983	Orlando, Florida
28	Griffin, Foster	R/L	6' 3"	225	7/27/1995	Orlando, Florida
62	Haake, Zach	R/R	6' 7"	220	10/8/1996	Belleville, Illinois
48	Halligan, Patrick	R/R	6' 6"	230	10/4/1999	Vienna, Virginia
49	Heasley, Jonathan	R/R	6' 3"	225	1/27/1997	Plano, Texas
56	Hernández, Carlos	R/R	6' 4"	245	3/11/1997	Guayana, Venezuela
60	Kalich, Kasey	R/R	6' 3"	220	4/25/1998	Victoria, Texas
7	Kowal, Richard	R/R	6' 5"	200	10/4/1996	Weddington, North Carolina
11	Lovely, Richard	L/L	6' 0"	185	7/7/1995	Hinesville, Georgia
62	Lynch, Daniel	L/L	6' 6"	200	11/17/1996	Richmond, Virginia
43	Marquez, Emilio	L/R	5' 8"	170	4/28/1998	Upata, Venezuela
17	Marsh, Alec	R/R	6' 2"	220	5/14/1998	Milwaukee, Wisconsin
47	Martinez, Marcelo	L/L	6' 2"	190	8/10/1996	Reynosa, Tamaulipas, Mexico
36	Mengden, Daniel	R/R	6' 1"	215	2/19/1993	Houston, Texas
47	Mills, Wyatt	R/R	6' 4"	214	1/25/1995	Spokane, Washington
28	Mislewicz, Anthony	R/L	6' 1"	196	11/1/1994	Detroit, Michigan
36	Neuweiler, Charlie	R/R	6' 1"	205	3/8/1999	Queens, New York
41	Núñez, Andrés	R/R	6' 4"	240	9/20/1995	Southwest Ranches, Florida
53	Parrish, Drew	L/L	5' 11"	200	12/8/1997	Cape Canaveral, Florida
60	Payamps, Joel	R/R	6' 2"	225	4/7/1994	Santiago, Dominican Republic
35	Peacock, Brad	R/R	6' 1"	207	2/2/1988	Palm Beach, Florida
58	Peacock, Matt	R/R	6' 1"	185	2/27/1994	Saraland, Alabama
24	Singer, Brady	R/R	6' 5"	215	8/4/1996	Leesburg, Florida
48	Skoglund, Eric	L/L	6' 7"	215	10/26/1992	Sarasota, Florida
43	Snider, Collin	R/R	6' 4"	195	10/10/1995	Nashville, Tennessee
55	Sottiler, Andres	R/R	6' 1"	215	3/2/1997	Cumana, Venezuela
35	Speier, Gabe	L/L	5' 11"	200	4/12/1995	Santa Barbara, California
14	Staumont, Josh	R/R	6' 3"	200	12/21/1993	La Habra, California
50	Tapia, Domingo	R/R	6' 3"	263	8/4/1991	Santo Domingo, Dominican Republic
19	Vines, Jace	R/R	6' 3"	215	9/4/1994	Dallas, Texas
48	Vizzaino, Arodys	R/R	6' 0"	245	11/13/1990	Yaguatae, Dominican Republic
48	Webb, Nathan	R/R	6' 2"	215	8/20/1997	Lee's Summit, Missouri
44	Weiss, Ryan	R/R	6' 4"	210	12/10/1996	South Elgin, Illinois
52	Willeman, Zach	R/R	6' 2"	219	3/27/1996	Napoleon, Ohio
58	Woods Jr., Stephen	R/R	6' 2"	195	6/10/1995	Huntington, New York
34	Zerpa, Angel	L/R	6' 0"	220	9/27/1999	Valle de la Pascua, Venezuela

## CATCHERS

#	NAME	B/T	HT	WT	BORN	BIRTH PLACE
40	Briceno, José	R/R	6' 1"	225	9/19/1992	Caracas, Venezuela
4	Fermin, Freddy	R/R	5' 10"	200	5/16/1995	Puerto Ordaz, Venezuela
11	Gallagher, Cam	R/R	6' 3"	230	12/6/1992	Lancaster, Pennsylvania
34	Garza, Saul	R/R	6' 3"	227	4/9/1998	McAllen, Texas
9	Hancock, William	L/R	6' 2"	200	10/31/1996	Little Rock, Arkansas
2	Melendez, MJ	L/R	6' 1"	190	11/29/1998	Days Beach, Florida
15	Perez, Salvador	R/R	6' 3"	255	5/10/1990	Valencia, Venezuela
14	Porter, Logan	R/R	6' 0"	200	7/12/1995	Phoenix, Arizona
25	Reetz, Jakson	R/R	6' 0"	205	1/3/1996	Hickman, Nebraska

## INFIELDERS

#	NAME	B/T	HT	WT	BORN	BIRTH PLACE
13	Cancel, Gabriel	R/R	6' 0"	205	12/8/1996	Manati, Puerto Rico
17	Castellano, Angelo	R/R	6' 0"	165	1/13/1995	San Diego, Venezuela
8	Castillo, Ivan	S/R	5' 9"	179	5/30/1995	Santiago, Dominican Republic
6	Dungan, Clay	L/R	6' 1"	190	6/2/1996	Muncie, Indiana
24	Eaton, Nate	R/R	5' 11"	185	12/22/1996	Chester, Virginia
2	Garcia, Maikel	R/R	6' 0"	145	3/3/2000	La Sabana, Venezuela
7	Govern, Jimmy	R/R	5' 11"	190	12/11/1996	Libertyville, Illinois
21	Jaquez, Rubendy	S/R	5' 11"	174	2/13/1999	Salcedo, Dominican Republic
25	Massey, Michael	L/R	6' 0"	190	3/22/1998	Palos Park, Illinois
21	Pasquantino, Vinnie	L/L	6' 4"	245	10/10/1997	Richmond, Virginia
32	Pratto, Nick	L/R	6' 1"	215	10/6/1998	Huntington Beach, California
26	Rivera, Emmanuel	R/R	6' 2"	225	6/29/1996	Mayaguez, Puerto Rico

## OUTFIELDERS

#	NAME	B/T	HT	WT	BORN	BIRTH PLACE
16	Blanco, Dairon	R/R	6' 0"	170	4/26/1993	Camagüey, Cuba
18	Hicklen, Brewer	R/R	6' 2"	208	2/9/1996	Huntsville, Alabama
3	Isbel, Kyle	L/R	5' 11"	190	3/3/1997	Fontana, California
1	Jones, JaCoby	R/R	6' 2"	211	5/10/1992	Chickasha, Oklahoma
1	Loftin, Nick	R/R	6' 1"	180	9/25/1998	Corpus Christi, Texas
21	Oliveras, Edward	R/R	6' 2"	190	3/6/1996	Caracas, Venezuela
7	Quinn, Roman	S/R	5' 10"	175	5/14/1993	Port St Joe, Florida
3	Rave, John	L/L	6' 0"	185	12/30/1997	Canton, Illinois
26	Rooker, Brent	R/R	6' 4"	225	1/1/1994	Germanatown, Tennessee
2	Taylor, Michael A.	R/R	6' 4"	215	3/26/1991	Fort Lauderdale, Florida
11	Waters, Drew	S/R	6' 2"	185	12/30/1998	Atlanta, Georgia

## NUMERICAL ROSTER

1	Nick Loftin	3B/OF
2	Maikel Garcia	SS
2	Rubendy Jaquez	3B
2	MJ Melendez	C/OF
2	Michael A. Taylor	CF
3	Kyle Isbel	CF
3	John Rave	OF
4	Freddy Fermin	C
4	Jack Dungan	INF/OF
7	Jimmy Govern	3B/LF
7	Roman Quinn	CF
8	Ivan Castillo	SS/2B
9	Orliam Hancock	C
11	Cam Gallagher	C
11	Drew Waters	LHP
11	Gabriel Cancel	INF/OF
14	Logan Porter	C/1B
14	Josh Staumont	RHP
15	Salvador Perez	C
16	Dairon Blanco	OF
17	Angelo Castellano	INF/OF
17	Alec Marsh	RHP
18	Brewer Hicklen	OF
19	Jace Vines	RHP
21	JaCoby Jones	OF
21	Michael Massey	2B/3B
21	Edward Oliveras	OF
24	Nate Eaton	3B/OF
24	Brady Singer	RHP
25	Jakson Reetz	C
25	Vinnie Pasquantino	1B
26	Emmanuel Rivera	3B
26	Brent Rooker	OF
28	Foster Griffin	LHP
28	Anthony Mislewicz	LHP
31	Austin Cox	LHP
32	Nick Pratto	1B/OF
34	Colten Brewer	RHP
34	Kris Bubic	LHP
34	Saul Garza	C
34	Angel Zerpa	RHP
35	Brad Peacock	RHP
35	Gabe Speier	LHP
36	Daniel Mengden	RHP
36	Charlie Neuweiler	RHP
37	Valle de la Pascua	RHP
40	José Briceno	C
41	Andrés Núñez	RHP
43	Yefri Del Rosario	RHP
43	Emilio Martinez	LHP
43	Collin Snider	RHP
44	Jose Cuas	RHP
44	Ryan Weiss	RHP
45	Josh Dye	RHP
46	Marcelo Martinez	LHP
47	Dylan Coleman	RHP
47	Wyatt Mills	RHP
48	Patrick Halligan	RHP
48	Eric Skoglund	LHP
48	Arodys Vizzaino	RHP
48	Nathan Webb	RHP
49	Jonathan Heasley	RHP
50	Max Castillo	RHP
50	Domingo Tapia	RHP
52	Zach Willeman	RHP
53	Drew Parrish	LHP
55	Andres Sottiler	RHP
55	Carlos Hernández	RHP
57	Ronald Bolaños	RHP
58	Matt Peacock	RHP
58	Stephen Woods Jr.	RHP
60	Taylor Clarke	RHP
60	Amir Garrett	LHP
60	Zack Greinke	RHP
60	Kasey Kalich	RHP
60	Joel Payamps	RHP
61	Sam Freeman	RHP
62	Zach Haake	LHP
62	Daniel Lynch	LHP

## COACHING STAFF

12	Tommy Shields	BENCH
22	Ryan Powers	ASST. HITTING
33	Scott Thorman	MANAGER
38	Brian Buchanan	HITTING
59	Dane Johnson	PITCHING



# 2022 STORM CHASERS STATISTICS

STORM CHASERS ORGANIZATION

2023 OMAHA STORM CHASERS

2022 SEASON IN REVIEW

PLAYER & COACH DATABASE

HISTORY & RECORDS

INTERNATIONAL LEAGUE

ROYALS ORGANIZATION

GENERAL INFORMATION

## 2022 HITTING STATISTICS

PLAYER	AVG	G	AB	R	H	HR	2B	3B	HR	RBI	BB	SO	CS	7	8	9	AB	SLG	OBP	OPS	PA	SAC	SF	HBP	GDP
Blanco, Dairon	.301	107	366	63	110	17	20	3	14	29	35	0	0	7	3	67	367	486	853	414	0	5	6	10	
Briceno, José	.252	41	131	18	33	5	3	0	4	21	6	0	0	0	0	298	405	703	141	0	1	3	0	0	
Cancel, Gabriel	.221	78	267	36	59	8	15	0	5	32	28	1	0	0	0	2	305	333	638	302	0	2	5	9	
Castellano, Angelo	.218	59	174	25	38	5	8	0	3	19	21	0	0	0	0	2	318	316	634	203	2	1	5	6	
Castillo, Iván	.274	40	164	41	46	7	10	0	6	37	45	1	0	0	0	322	347	669	447	3	4	3	8		
Dungan, Clay	.208	127	452	64	94	15	22	4	9	52	47	0	0	0	0	100	17	294	334	628	515	2	4	10	
Eaton, Nate	.295	54	200	33	59	10	3	9	32	21	0	0	0	0	0	11	4	376	510	886	229	0	2	6	
Fermin, Freddy	.270	87	296	44	80	14	17	0	15	56	46	0	0	0	0	62	1	365	480	844	36	0	5	1	
Gallagher, Cam	.182	10	33	3	6	1	3	0	2	3	0	0	0	0	0	12	0	250	394	644	36	0	0	1	
García, Maikel	.248	130	480	85	119	24	30	4	28	87	55	1	0	0	0	9	392	502	850	559	1	3	17	7	
Garza, Saul	.000	2	8	1	0	0	0	0	0	0	0	0	0	0	0	0	0	0	0	0	0	0	0	0	
Green, Jimmy	.218	64	216	29	47	8	13	2	6	22	12	0	0	0	0	1	267	380	647	232	0	1	3	1	
Hancock, William	.143	27	56	8	8	9	1	0	0	4	8	0	0	0	0	0	273	161	434	67	1	0	2	0	
Hicklen, Brewer	.248	130	480	85	119	24	30	4	28	87	55	1	0	0	0	9	392	502	850	559	1	3	17	7	
Isbel, Kyle	.250	5	20	4	5	1	0	2	0	1	4	2	0	0	0	0	348	500	848	23	0	0	1	1	
Jaquez, Rubency	.143	2	7	1	1	3	0	0	1	0	1	0	0	0	0	0	250	429	679	8	0	0	0	0	
Jones, Jacoby	.214	38	126	12	27	4	5	0	4	13	9	0	0	0	0	55	2	270	357	627	137	0	1	2	
Loftin, Nick	.216	38	153	26	33	5	7	0	5	19	10	0	0	0	0	41	5	280	359	639	168	0	1	4	
Massey, Michael	.325	33	126	21	41	7	13	0	7	29	13	0	0	0	0	4	392	595	987	183	0	2	3	3	
Melendez, MJ	.167	21	78	7	13	2	4	0	2	6	13	0	0	0	0	0	286	295	581	9	0	0	0	1	
Olivares, Edward	.269	21	78	13	21	3	7	0	1	11	8	0	0	0	0	14	2	337	397	734	86	0	0	0	
Pasquantino, Vinnie	.277	73	264	52	73	14	17	2	18	70	4	0	0	0	0	2	371	561	932	313	0	6	3	0	
Perez, Salvador	.500	3	8	1	4	5	1	0	2	1	0	0	0	0	0	0	556	625	1181	9	0	0	0	0	
Porter, Logan	.301	35	113	19	34	5	8	0	3	17	28	0	0	0	0	0	452	603	1052	146	0	1	4	1	
Pratto, Nick	.228	82	303	57	69	13	10	3	17	47	59	1	0	0	0	114	8	2	369	449	818	374	0	2	10
Quinn, Roman	.250	7	24	5	6	1	2	0	0	2	4	0	0	0	0	0	1	406	500	906	32	0	1	0	
Rave, John	.195	11	41	6	8	1	2	0	0	2	6	2	0	0	0	0	0	233	390	623	43	0	0	0	
Reetz, Jackson	.257	7	11	1	11	3	6	0	0	0	0	0	0	0	0	0	341	514	825	3	0	0	3	1	
Rivera, Emmanuel	.307	20	75	12	23	39	5	1	3	5	10	0	0	0	0	16	1	388	520	908	85	0	0	2	
Rooker, Brent	.338	20	80	16	27	6	2	8	0	9	32	9	0	0	0	25	0	424	775	1199	92	0	0	3	
Taylor, Michael A.	.250	2	8	1	2	2	0	0	0	2	1	0	0	0	0	0	0	333	250	589	9	0	0	0	
Waters, Drew	.295	1	2	2	3	6	6	5	2	7	17	2	0	0	0	0	0	341	441	940	33	0	0	2	
<b>TOTALS</b>	<b>.250</b>	<b>149</b>	<b>4,931</b>	<b>801</b>	<b>1,234</b>	<b>214</b>	<b>276</b>	<b>25</b>	<b>194</b>	<b>752</b>	<b>586</b>	<b>7</b>	<b>1,352</b>	<b>188</b>	<b>37</b>	<b>338</b>	<b>434</b>	<b>772</b>	<b>5,671</b>	<b>12</b>	<b>47</b>	<b>95</b>	<b>94</b>		

PA = Team Leader (min. 400 PA)

## 2022 PITCHING STATISTICS

PLAYER	W	L	ERA	G	GS	CG	SHO	GF	HLD	SV	SVO	IP	H	R	HR	ER	HR	HB	BB	SO	AVG	WHIP	WP	GDP	TBF
Bolaños, Ronald	0	4	6.26	28	4	0	0	7	1	0	1	41.1	59	32	29	6	4	18	34	343	1.85	7	7	194	
Brewer, Colten	1	2	6.59	3	0	0	0	0	0	0	0	13.1	10	10	2	0	4	17	264	1.32	2	0	0	58	
Bubic, Kris	0	0	0.00	1	0	0	0	0	0	0	0	1.1	1	0	0	0	0	0	1	250	1.00	0	0	4	
Castellano, Angelo	1	1	8.44	7	6	0	0	0	0	0	0	21.1	35	24	20	3	2	9	22	354	2.06	0	1	113	
Castillo, Max	0	0	0.00	1	0	0	0	0	0	0	0	1.1	1	0	0	0	0	0	1	250	1.00	0	0	4	
Clarke, Taylor	0	0	0.00	1	0	0	0	0	0	0	0	1.1	1	0	0	0	0	0	1	250	1.00	0	0	4	
Coleman, Dylan	0	0	0.00	1	0	0	0	0	0	0	0	1.1	1	0	0	0	0	0	1	250	1.00	0	0	4	
Cox, Austin	7	7	4.21	29	24	1	0	1	0	1	1	147.1	161	80	69	20	6	50	105	273	1.43	3	10	648	
Cuas, Jose	0	3	1.61	22	0	0	0	15	3	3	4	22.1	17	7	4	1	3	7	21	205	1.07	1	1	95	
Del Rosario, Yefri	0	2	1.70	9	0	0	0	1	0	0	0	10.0	10	4	3	1	0	3	6	250	1.30	0	0	43	
Dye, Josh	5	3	4.88	48	6	0	0	4	9	1	0	62.0	71	32	31	4	7	19	44	58	287	1.46	0	8	
Freeman, Sam	3	2	1.50	34	0	0	0	10	7	1	3	36.1	23	9	6	2	1	21	32	177	1.22	2	1	152	
Garrett, Amir	0	0	0.00	2	0	0	0	0	0	0	0	2.1	0	0	0	0	0	0	0	1	300	1.50	0	0	7
Green, Jimmy	0	0	0.00	1	0	0	0	1	0	0	0	0	1	1	0	0	0	0	0	1	333	1.00	0	0	4
Greinke, Zack	0	0	3.86	2	2	0	0	0	0	0	0	12.1	7	3	3	1	0	3	8	259	1.43	0	1	42	
Griffin, Foster	4	0	1.93	20	0	0	0	0	0	0	0	28.1	19	8	6	2	1	6	32	188	0.89	1	3	109	
Haake, Zach	1	1	6.75	5	1	0	0	0	0	0	0	6.1	10	5	0	0	0	8	10	333	2.70	1	0	38	
Halligan, Patrick	0	0	0.00	1	0	0	0	0	0	0	0	2.1	2	1	0	0	0	0	0	3	143	0.43	0	1	
Hessley, Jonathan	1	2	4.55	9	9	0	0	0	0	0	0	39.1	35	22	19	7	0	10	45	236	1.14	3	2	160	
Hernández, Carlos	2	4	3.78	12	11	0	0	0	0	0	0	50.1	39	11	7	0	0	19	20	149	1.16	1	0	208	
Kalich, Kasey	0	0	9.00	1	0	0	0	0	0	0	0	1.1	1	1	0	0	0	2	2	250	3.00	0	0	6	
Kawar, Jackson	4	10	6.16	20	20	0	0	0	0	0	0	83.1	95	67	57	14	8	43	88	287	1.66	10	6	387	
Lovelady, Richard	0	0	0.00	3	0	0	0	1	1	0	0	3.1	1	0	0	0	0	1	7	100	0.67	0	0	30	
Lynch, Daniel	0	0	0.0																						

# 2022 INTERNATIONAL LEAGUE STANDINGS

## 2022 INTERNATIONAL LEAGUE STANDINGS

### EAST DIVISION

TEAM	W	L	PCT	GB	HOME	ROAD	RS	RA	DIFF
#-Durham	86	64	.573	-	42-33	44-31	813	722	91
Scranton/WB	83	67	.553	3.0	42-33	41-34	689	634	55
Jacksonville	80	69	.537	5.5	38-37	42-32	744	680	64
Buffalo	76	72	.514	9.0	38-35	38-37	666	663	3
Lehigh Valley	76	72	.514	9.0	38-36	38-36	726	741	-15
Worcester	75	73	.507	10.0	36-39	39-34	733	697	36
Norfolk	74	76	.493	12.0	37-38	37-38	800	804	-4
Rochester	67	81	.453	18.0	34-40	33-41	688	737	-49
Syracuse	64	85	.430	21.5	32-42	32-43	730	828	-98
Charlotte	58	92	.387	28.0	32-43	26-49	733	957	-224

### WEST DIVISION

TEAM	W	L	PCT	GB	HOME	ROAD	RS	RA	DIFF
#-Nashville	91	58	.611	-	48-27	43-31	809	641	168
Toledo	87	63	.580	4.5	45-30	42-33	729	686	43
Columbus	85	64	.570	6.0	46-28	39-36	855	709	146
Indianapolis	74	75	.497	17.0	41-34	33-41	749	763	-14
St. Paul	74	75	.497	17.0	44-30	30-45	812	798	14
Memphis	73	77	.487	18.5	37-38	36-39	792	746	46
<b>Omaha</b>	<b>71</b>	<b>78</b>	<b>.477</b>	<b>20.0</b>	<b>40-34</b>	<b>31-44</b>	<b>801</b>	<b>788</b>	<b>13</b>
Gwinnett	69	79	.466	21.5	40-34	29-45	632	675	-43
Iowa	68	81	.456	23.0	38-37	30-44	696	758	-62
Louisville	60	90	.400	31.5	30-45	30-45	643	813	-170

# - Clinched Division

## 2022 INTERNATIONAL LEAGUE ATTENDANCE

Team	Year to Date Attendance			Home Attendance					
	Total	Openings	Average	Total	Openings	Openings Lost	Average	High	Date
Buffalo Bisons	883,010	136	6,493	456,144	66	11	6,911	15,490	6/11/22
Charlotte Knights	933,327	146	6,393	531,465	73	2	7,280	10,771	4/29/22
Columbus Clippers	992,255	144	6,891	534,393	70	6	7,634	10,771	7/12/22
Durham Bulls	857,326	147	5,832	472,090	75	0	6,295	10,757	7/4/22
Gwinnett Strippers	626,906	143	4,384	216,177	73	3	2,961	9,069	7/30/22
Indianapolis Indians	936,482	143	6,549	534,610	72	3	7,425	13,911	7/4/22
Iowa Cubs	887,293	145	6,119	437,543	74	1	5,913	10,558	7/15/22
Jacksonville Jumbo Shrimp	749,079	145	5,166	358,094	72	3	4,974	9,324	4/23/22
Lehigh Valley IronPigs	940,722	142	6,625	544,220	71	5	7,665	10,100	8/26/22
Louisville Bats	847,758	148	5,728	424,035	74	1	5,730	13,050	4/23/22
Memphis Redbirds	691,022	146	4,733	239,605	71	4	3,375	9,160	6/9/22
Nashville Sounds	936,678	145	6,460	555,576	73	2	7,611	12,409	7/16/22
Norfolk Tides	774,038	145	5,338	365,292	73	2	5,004	12,307	6/4/22
<b>Omaha Storm Chasers</b>	<b>736,288</b>	<b>144</b>	<b>5,113</b>	<b>294,511</b>	<b>71</b>	<b>6</b>	<b>4,148</b>	<b>9,023</b>	<b>9/24/22</b>
Rochester Red Wings	913,624	144	6,345	428,295	70	6	6,119	10,635	6/4/22
Scranton/Wilkes-Barre RailRiders	773,661	139	5,566	331,286	71	4	4,666	8,021	7/2/22
St. Paul Saints	906,177	146	6,207	473,911	72	4	6,582	10,077	8/11/22
Syracuse Mets	780,015	141	5,532	335,490	70	6	4,793	10,815	6/11/22
Toledo Mud Hens	871,520	144	6,052	426,499	73	2	5,842	10,522	4/5/22
Worcester Red Sox	945,595	141	6,706	532,152	73	2	7,290	9,188	5/13/22
<b>Total</b>	<b>16,982,776</b>		<b>5,909</b>	<b>8,491,388</b>	<b>1,437</b>	<b>73</b>	<b>5,909</b>	<b>15,490</b>	<b>6/11/22</b>

# 2022 INTERNATIONAL LEAGUE STATISTICS

## 2022 HITTING STATISTICS

TEAM	AVG	G	AB	R	H	TB	2B	3B	HR	RBI	BB	IBB	SO	SB	CS	OBP	SLG	OPS	SAC	SF	HBP	GDP	LOB
Buffalo	.246	148	4755	666	1169	1757	228	24	104	614	640	9	1253	173	41	342	370	.712	8	37	73	111	1079
Charlotte	.258	<b>150</b>	5062	733	1307	2114	236	20	177	685	478	5	1212	123	62	328	418	.746	8	36	66	121	980
Columbus	.258	149	5020	<b>855</b>	1294	2189	267	29	190	<b>805</b>	633	8	<b>1145</b>	107	31	350	436	<b>.786</b>	<b>25</b>	<b>50</b>	<b>107</b>	105	1106
Durham	.261	<b>150</b>	<b>5066</b>	813	1320	<b>2287</b>	281	25	<b>212</b>	765	580	4	1466	152	46	342	<b>.451</b>	<b>.793</b>	11	36	66	98	1032
Gwinnett	.239	148	4795	632	1147	1808	233	16	132	591	516	4	1272	125	27	316	377	.693	6	<b>54</b>	47	123	955
Indianapolis	.255	149	4949	749	1262	2035	271	<b>44</b>	138	683	607	7	1393	157	43	340	411	.751	12	44	57	99	1076
Iowa	.253	149	4999	696	1266	2032	269	25	149	652	499	9	1312	119	34	329	406	.735	18	42	84	90	1061
Jacksonville	.257	149	5021	744	1291	2143	249	27	183	691	514	3	1311	114	<b>25</b>	<b>333</b>	.427	.760	4	43	81	103	1051
Lehigh Valley	.248	148	4838	726	1201	1924	275	20	136	666	633	7	1272	152	37	342	398	.740	19	34	70	96	1055
Louisville	.248	<b>150</b>	5043	643	1249	1981	246	24	146	603	457	2	1319	94	31	318	393	.711	10	36	79	108	1023
Memphis	.263	<b>150</b>	5027	792	<b>1322</b>	2190	233	22	197	733	584	1	1250	153	38	345	436	.781	3	45	73	<b>126</b>	<b>1022</b>
Nashville	<b>.268</b>	149	5029	809	<b>1346</b>	2177	280	22	169	759	653	3	<b>1288</b>	<b>192</b>	42	<b>.355</b>	.433	.788	7	44	56	97	<b>1135</b>
Norfolk	.244	150	4918	800	1200	2041	254	31	175	748	<b>663</b>	2	1386	138	39	344	415	.759	10	37	106	109	1059
Omaha	.250	149	4931	801	1234	2143	247	25	194	752	586	7	<b>1352</b>	188	37	<b>.338</b>	.434	.772	12	47	95	94	1013
Rochester	.254	148	4930	688	1251	1974	248	38	133	651	480	14	1228	153	38	326	400	.726	20	47	69	90	1012
Scranton/WB	.249	<b>150</b>	4871	689	1212	2037	270	18	173	638	519	7	1277	172	36	330	418	.748	8	37	86	99	1014
St. Paul	.247	149	5015	812	1239	2143	268	27	194	758	640	12	1405	136	29	338	427	.765	4	29	66	111	1060
Syracuse	.239	149	4906	730	1172	1933	225	13	170	677	549	11	1392	132	36	326	394	.720	13	23	95	110	986
Toledo	.243	<b>150</b>	4946	729	1202	2046	<b>291</b>	29	165	677	611	<b>15</b>	1389	130	50	.332	.414	.746	11	49	74	72	1083
Worcester	.246	148	4859	733	1197	2060	276	22	181	687	595	7	1391	110	33	.336	.424	.760	4	41	79	72	1052

**BOLD** = League Leader, \* = League Record

## 2022 PITCHING STATISTICS

TEAM	W-L	ERA	G	CG	SHO	HLD	SV	SVO	IP	H	R	ER	HR	HB	BB	SO	WP	BK	WHIP	AVG	GDP
Buffalo	76-72	4.19	148	2	11	62	<b>40</b>	62	1264.0	1128	663	589	178	84	485	1272	58	9	<b>1.28</b>	.237	73
Charlotte	58- <b>92</b>	6.05	<b>150</b>	0	2	69	30	52	1301.1	1450	957	875	227	69	679	1272	105	14	1.64	.281	<b>127</b>
Columbus	85-64	4.40	149	1	10	64	36	63	1309.2	1203	709	640	154	70	574	1365	83	10	1.36	.242	98
Durham	86-64	4.38	<b>150</b>	0	10	83	38	65	<b>1319.2</b>	1289	722	642	198	68	<b>470</b>	1316	94	12	1.33	.254	87
Gwinnett	69-79	4.37	148	1	8	72	35	60	1277.2	1197	675	620	160	71	476	<b>1421</b>	68	11	1.31	.246	81
Indianapolis	74-75	4.58	149	1	6	58	<b>33</b>	<b>66</b>	1287.2	1197	763	655	153	89	591	1256	93	7	1.39	.243	109
Iowa	68-81	4.78	149	0	7	54	32	62	1296.1	1217	758	688	164	91	672	1367	107	8	1.46	.246	95
Jacksonville	80-69	4.19	149	0	<b>12</b>	54	38	64	1300.1	1184	680	606	153	81	524	1291	58	10	1.31	.242	124
Lehigh Valley	76-72	4.85	148	1	4	91	32	58	1274.1	1236	741	687	138	100	679	1261	100	16	1.50	.255	108
Louisville	60-90	4.97	<b>150</b>	0	5	71	34	65	1313.2	1345	813	725	170	73	660	1307	66	14	1.53	.264	101
Memphis	73-77	4.66	<b>150</b>	1	8	55	32	50	1311.0	1328	746	679	178	75	535	1291	67	7	1.42	.262	111
Nashville	<b>91</b> -58	4.02	149	1	10	67	39	55	1304.2	1184	641	583	142	69	530	1265	84	5	1.31	.241	101
Norfolk	71-78	4.98	<b>150</b>	3	8	47	31	54	1293.0	1314	804	716	164	69	620	1380	<b>111</b>	12	1.50	.262	103
Omaha	71-78	4.83	149	1	6	59	28	54	1283.0	1286	788	690	196	67	570	1216	77	10	1.44	.258	90
Rochester	67-81	4.70	148	1	10	62	30	48	1287.2	1204	737	670	148	59	591	1341	66	8	1.40	.246	93
Scranton/WB	83-67	<b>3.89</b>	<b>150</b>	0	11	52	<b>40</b>	60	1288.0	<b>1114</b>	<b>634</b>	<b>556</b>	152	89	544	1402	68	11	1.29	<b>.231</b>	84
St. Paul	74-75	4.94	149	0	4	53	31	62	1302.0	1257	798	715	187	91	566	1332	91	10	1.40	.253	91
Syracuse	64-85	5.16	149	0	6	57	35	64	1284.1	1313	828	737	172	84	609	1266	91	13	1.50	.264	119
Toledo	87-63	4.32	<b>150</b>	0	9	<b>109</b>	39	64	1311.2	1266	686	629	167	<b>52</b>	519	1281	65	14	1.36	.252	93
Worcester	75-73	4.40	148	<b>3</b>	9	55	32	58	1270.2	1169	697	621	<b>117</b>	78	543	1411	76	4	1.35	.243	90

**BOLD** = League Leader, \* = League Record

## 2022 FIELDING STATISTICS

TEAM	PCT	G	TC	PO	A	E	DP	TP	SB	CS	PB	CWP
Buffalo	.979	148	5143	3792	1245	106	95	0	128	48	17	58
Charlotte	.979	<b>150</b>	<b>5394</b>	3904	1376	114	141	0	127	41	16	105
Columbus	.979	149	5343	3929	1304	110	122	0	109	34	20	83
Durham	.977	<b>150</b>	5331	<b>3959</b>	1252	120	136	0	149	34	19	94
Gwinnett	.981	148	5271	3835	1335	101	105	1	187	34	17	68
Indianapolis	.976	149	5345	3863	1355	127	124	0	141	29	15	93
Iowa	.980	149	5258	3892	1261	105	119	0	176	37	20	107
Jacksonville	.981	149	5358	3901	1354	103	<b>149</b>	1	120	39	<b>10</b>	58
Lehigh Valley	.982	148	5274	3823	1355	96	134	0	164	<b>53</b>	17	100
Louisville	.979	<b>150</b>	5286	3942	1235	109	126	1	179	39	15	66
Memphis	.984	<b>150</b>	5376	3934	1354	88	133	0	131	37	18	67
Nashville	<b>.985</b>	149	5318	3914	1326	<b>78</b>	126	0	127	41	19	84
Norfolk	.973	150	5206	3879	1187	140	120	0	127	34	26	111
Omaha	.977	149	<b>5367</b>	<b>3862</b>	<b>1383</b>	122	<b>123</b>	0	<b>91</b>	<b>32</b>	13	77
Rochester	.980	148	5217	3851	1261	105	114	0	160	32	<b>13</b>	66
Scranton/WB	.980	<b>150</b>	5194	3864	1225	105	97	0	190	31	<b>10</b>	68
St. Paul	.978	149	5331	3906	1306	119	121	0	152	38	20	91
Syracuse	.974	149	5355	3853	1363	139	136	0	155	48	18	91
Toledo	.984	150	5329	3935	1307	87	114	0	97	41	20	65
Worcester	.981	148	5129	3812	1222	95	117	0	110	33	26	76

**BOLD** = League Leader, \* = League Record

STORM CHASERS ORGANIZATION

2023 OMAHA STORM CHASERS

2022 SEASON IN REVIEW

PLAYER & COACH DATABASE

HISTORY & RECORDS





# PLAYER & COACH DATABASE

2023 MEDIA GUIDE

## All-Time Roster (1969-2022)

Includes all 1,304 players (alphabetical order) who appeared in an official American Association, Pacific Coast League, Triple-A East or International League game for Omaha. The 1,014 players marked with an asterisk have appeared in an MLB game. The 321 players in **BOLD** made their Omaha debut prior to their MLB debut.

### A

* Abbott, Paul.....	1994
* Abernathy, Brent.....	2003
* Abner, Shawn.....	1993
* Abreu, Tony.....	2012
Acker, Larry.....	1988
* <b>Adam, Jason.....</b>	<b>2014, 2018</b>
* Adams, Chance.....	2021
* Adams, Lane.....	2015
* Adcock, Nathan.....	2012-2013
* Affeldt, Jeremy.....	2004-2005
* Agbayani, Benny.....	2003
Ahern, Brian.....	1992-1993
* Albuquerque, Al.....	2017
* Alcaraz, Luis.....	1969-1970
* Aldridge, Cory.....	2005, 2009
* <b>Alexander, Scott.....</b>	<b>2014-2017</b>
* Allen, Chad.....	2006
* <b>Almonte, Miguel.....</b>	<b>2015-2017</b>
Alou Jr., Felipe.....	2001
Alvarez, Mike.....	1983-1984
* Ambres, Chip.....	2006
* Anderson, Brian J.....	2005
* Anderson, Brian N.....	2010
* Anderson, Rick.....	1987-1988
* Anderson, Scott.....	1995
* <b>Andrade, Steve.....</b>	<b>2006</b>
* <b>Angelini, Norm.....</b>	<b>1972-1973, 1975</b>
Anglerio, Jose.....	1987
* Ankiel, Rick.....	2010
* Anna, Dean.....	2017
* <b>Appier, Kevin.....</b>	<b>1989-1990, 1998, 2004</b>
* Aquino, Luis.....	1987-1988, 1992
* Arcia, José.....	1973-1974
* Ardoin, Danny.....	2002
* Arias, Joaquin.....	2011
* Armstrong, Mike.....	1982
* <b>Arteaga, Humberto.....</b>	<b>2018-2019</b>
Ashmore, Mitch.....	1982
Assaf, Ed.....	1972
Attencio, Greg.....	2007-2009
* Augustine, Dave.....	1980
* <b>Austin, Jeff.....</b>	<b>2000-2002</b>
* <b>Autry, Al.....</b>	<b>1973-1975</b>
* <b>Avilés, Mike.....</b>	<b>2006-2008, 2010-2011</b>

### B

Badcock, Tom.....	1977
Baerlocher, Ryan.....	2002-2003, 2005-2006
Baez, Manauris.....	2010
* Bailey, Cory.....	2001-2002
Baird, Hal.....	1973-1976
Baker, Jason.....	2000
Baker, Kenny.....	1985
Balduf, Todd.....	2008
* Baldwin, James.....	2003
* Bale, John.....	2007-2008
* Baller, Jay.....	1990
* Ballinger, Mark.....	1976-1979
* Bane, Eddie.....	1980
* <b>Bankhead, Scott.....</b>	<b>1986</b>
* Bannister, Brian.....	2007-2010
* Barber, Brian.....	1998-1999
Barker, Brandon.....	2021
* <b>Barlow, Scott.....</b>	<b>2018-2019</b>
* Barnes, Clint.....	2016
* Barnes, Jacob.....	2019
* Barr, Steve.....	1977

* <b>Barranca, Germán.....</b>	<b>1978-1980</b>
* <b>Bass, Brian.....</b>	<b>2006</b>
* Bass, Randy.....	1978
* Batista, Miguel.....	2000
* <b>Baumann, Buddy.....</b>	<b>2013-2015</b>
* Bautista, Denny.....	2005-2006
* Bautista, José.....	1992
* Baxter, Jim.....	1991
Beal, Evan.....	2016
* <b>Beamon, Charlie.....</b>	<b>1977</b>
* Beimel, Joe.....	2016
Bell, Ricky.....	2006
* Bellorin, Edwin.....	2010
* Beltrán, Carlos.....	2000
* Benítez, Yamil.....	1997
* Berblinger, Jeff.....	2000-2001
* Berger, Brandon.....	2002-2004
Bernard, Ed.....	1974-1975
* Bernero, Adam.....	2006
* Berroa, Ángel.....	2002, 2007-2008
* Berry, Quintin.....	2013
* Berry, Sean.....	1991-1992
* Betancourt, Yuniesky.....	2012
* Betemit, Wilson.....	2010
* <b>Bevil, Brian.....</b>	<b>1995-1998</b>
* <b>Biancalana, Buddy.....</b>	<b>1982-1984, 1988</b>
Bigler, Brett.....	2008
* Bilardello, Dann.....	1987-1988
Binford, Christian.....	2014-2017
* <b>Bird, Doug.....</b>	<b>1972-1973</b>
* Black, Bud.....	1982
* Blanco, Andrés.....	2005-2007
* <b>Blanco, Dairon.....</b>	<b>2021-2022</b>
* Blanco, Grégor.....	2011
* Blanton, Joe.....	2015
* <b>Blewett, Scott.....</b>	<b>2019, 2021</b>
* <b>Bluma, Jaime.....</b>	<b>1995-1996, 1998-2000</b>
Bobinger, Mitch.....	1978
* Bochtler, Doug.....	2000
* Bockock, Brian.....	2014
* Boddicker, Mike.....	1993
* Boehringer, Brian.....	2006
* Bolaños, Ronald.....	2021-2022
* Bones, Ricky.....	1998
* <b>Bonifacio, Jorge.....</b>	<b>2016-2019</b>
Bonilla, Jose.....	2010
* Booker, Chris.....	2006
* Boros, Steve.....	1969
* Boscan, J.C.....	2015
* <b>Botelho, Derek.....</b>	<b>1982-1983, 1987</b>
* Botting, Ralph.....	1982
* Bourgeois, Jason.....	2012
Bowden, Barry.....	2010
* Boyer, Blaine.....	2013, 2018
Bradley, Tony.....	2007-2008
* Bradshaw, Terry.....	1998
* <b>Braun, Ryan.....</b>	<b>2006-2007</b>
Bray, Steve.....	2005
* Brazell, Craig.....	2007
* Brazelton, Dewon.....	2007
* <b>Brett, George.....</b>	<b>1973-1974</b>
* Brett, Ken.....	1980
* Brewer, Billy.....	1995
* Brewer, Colten.....	2022
Brewer, Jace.....	2007
* <b>Brewer, Mike.....</b>	<b>1982-1984, 1986</b>
Brewer, Ryan.....	1998
* Brewington, Jaime.....	1997
* Briceño, José.....	2022
Brickhouse, Bryan.....	2019
Bridges, Tony.....	1991
* <b>Brito, Juan.....</b>	<b>1999-2000, 2002-2003</b>
* Broadway, Mike.....	2018
* Broderick, Brian.....	2015
* <b>Brooks, Aaron.....</b>	<b>2014-2015</b>
* Brooks, Frank.....	2006
* Brooks, Ramy.....	1997
* Broussard, Ben.....	2013
* Brown, Adrian.....	2004-2005
* Brown, Dee.....	2000-2004, 2006

Brown, Jeff	1984
* Brown, Keith	1993
* Brown, Kevin	1995
* Brown, Leon	1980
* Brown, Scott	1983
* Browning, Tom	1995
* Bruett, J.T.	1995
* <b>Brumfield, Jacob</b>	<b>1990-1991</b>
* <b>Bruno, Tom</b>	<b>1974-1976</b>
* Bubic, Kris	2022
* Buchanan, Bob	1988-1989, 1991
* Buchanan, Brian	2008-2009
* Buchholz, Clay	2018
* Buck, John	2009
* <b>Buckner, Billy</b>	<b>2007</b>
Buckner, Jim	1981
* Bueno, Francisley	2012-2014
* <b>Bukvich, Ryan</b>	<b>2002-2004</b>
* Bullington, Bryan	2010
* Bunch, Melvin	1995-1996
* Bunker, Wally	1971-1972
* Burgmeier, Tom	1970
* <b>Burgos, Enrique</b>	<b>1993-1994</b>
* Burkhart, Morgan	2003
* Burns, Billy	2016-2018
Burrell, Kevin	1989-1991
Burton, Darren	1995-1996
* <b>Busby, Steve</b>	<b>1972, 1978, 1980</b>
Bushor, Chase	2019
* Busse, Ray	1975
* Butler, Bill	1970-1972
* <b>Butler, Billy</b>	<b>2007-2008</b>
Butler, Eddie	2021
Byington, Jimmie	1999
* <b>Byrdak, Tim</b>	<b>1998-2000</b>

C

* <b>Cáceres, Edgar</b>	<b>1994-1995</b>
Cain, Lorenzo	2011-2012, 2014, 2016
* <b>Calero, Kiko</b>	<b>2002</b>
* <b>Calixte, Orlando</b>	<b>2015-2016</b>
* Callaspo, Alberto	2008
Camp, Jared	2000
Camp, Justin	2017-2018
* Camp, Shawn	2004-2005
* Campanis, Jim	1969
* <b>Campbell, Jim</b>	<b>1990, 1992-1993</b>
* Campillo, Jorge	2010
Cancel, Gabriel	2021-2022
Canham, Mitch	2013
* Cappellán, Jose	2008
* Capra, Nick	1988-1989
Cáramo, Yender	2016-2017
* Carlyle, Buddy	2003
* Carman, Don	1991
Carr, Jeremy	1997-2000
* Carrasco, DJ	2004-2005
* Carter, Lance	2000
Caruso, Joe	2002
* Caruso, Mike	2002
* Casanova, Raúl	2004
Casillas, Adam	1992
Castaneda, Federico	2010-2011
Castaneda, Nick	1989-1990
Castellano, Angelo	2021-2022
* Castillo, Alberto	2004
* Castillo, Iván	2022
* <b>Castillo, Manny</b>	<b>1980-1981</b>
* Castillo, Max	2022
Castro, Jose	1988-1989
* Cato, Keefe	1986
* Cecchini, Garin	2017
Centala, Scott	1991
* Cerda, Jaime	2004-2005
* Chadwick, Ray	1990
* Chamberlain, Craig	1980-1981
* Chamberlain, Joba	2015
* Chamberlain, Wes	1995
Chavez, Chris	2009

* Chavez, Jesse	2011
* Chávez, Endy	2001
* Chen, Bruce	2009-2011, 2014
Chlan, Greg	1973-1975
* <b>Christenson, Gary</b>	<b>1978-1981</b>
* Ciriaco, Pedro	2013-2014
* Cisco, Galen	1969-1970
Citari, Joe	1986-1988
* Clapinski, Chris	2006
* <b>Clark, Cody</b>	<b>2007-2012</b>
* Clark, Dave	1991
Clark, Dera	1990-1993
* Clark, Jim	1972-1974
* Clark, Terry	1996
* Clarke, Stan	1989
* Clarke, Taylor	2022
* Clemens, Paul	2015
* <b>Clemons, Lance</b>	<b>1970-1971</b>
* Cleto, Maikel	2013
* Coats, Buck	2010
* Codirolí, Chris	1990
* Cogan, Tony	2001
Cole, Mike	1985
* <b>Cole, Stu</b>	<b>1991-1992</b>
* <b>Cole, Victor</b>	<b>1991</b>
* Coleman, Casey	2014-2015
* <b>Coleman, Dusty</b>	<b>2015-2016</b>
* <b>Coleman, Dylan</b>	<b>2021-2022</b>
* <b>Coleman, Louis</b>	<b>2010-2015</b>
* Coleman, Vince	1995
Collado, Offerman	2019
Colletti, Maunel	1982
* <b>Collins, Tim</b>	<b>2010, 2014</b>
* Collins, Tyler	2018
* <b>Colón, Christian</b>	<b>2012-2016</b>
Colón, Román	2007-2010, 2012
* <b>Concepción, Onix</b>	<b>1980-1981, 1986</b>
* <b>Cone, David</b>	<b>1985-1986</b>
* Conine, Jeff	1991-1992, 1998
* Converse, Jim	1995, 1997
* <b>Cookson, Brent</b>	<b>1995</b>
* Coolbaugh, Mike	2006
* Corbin, Archie	2000
* Cortez, Fernando	2006-2007
* <b>Costa, Shane</b>	<b>2005-2009</b>
Cox, Austin	2021-2022
* Cox, Jeff	1982-1983
Craig, Rocky	1974-1975
* <b>Cram, Jerry</b>	<b>1969-1972, 1976-1981</b>
* Crawford, Steve	1989-1990
* <b>Creel, Keith</b>	<b>1981-1984</b>
* <b>Cripe, Dave</b>	<b>1976-1979</b>
Crouch, Matt	1989
* Cruz, Todd	1979
* Cruz, Tony	2016
* <b>Cuas, Jose</b>	<b>2021-2022</b>
Culver, Malcom	2014, 2016-2017
Cumberland, Chris	2004
* Curry, Steve	1993
* <b>Cuthbert, Cheslor</b>	<b>2014-2019</b>
Cvejdlík, Ken	1977, 1979-1980

D

* <b>D'Amico, Jeff</b>	<b>1999-2001</b>
* d'Arnaud, Chase	2019
Daly, Mark	1978-1979
* Davies, Kyle	2008-2009, 2011
* <b>Davis, Butch (Wallace)</b>	<b>1983-1985</b>
* Davis, Doug	2012
* Davis, Glenn	1994
* <b>Davis, John</b>	<b>1986</b>
Davis, Logan	2014
* Davis, Mark	1991
* Davis, Wade	2016
* Dawkins, Travis	2003-2004, 2008
* Dawley, Joey	2004
Day, Charles	1970-1972
* Day, Zach	2007
* <b>de Jesus, Jose</b>	<b>1988-1989, 1994-1995</b>



* de la Maza, Roland	1998
* De La Rosa, Jorge	2008
* De La Vara, Gilbert	2009
* <b>de los Santos, Luis</b>	<b>1987-1990</b>
de San Miguel, Allan	2016
* Decker, Cody	2016
* DeHart, Rick	2002-2003
DeHoyos, Gabe	2005, 2007
* <b>DeJesus, David</b>	<b>2003-2004, 2006</b>
Del Rosario, Yefri	2022
* Delgado, Punchy	1979
* Delgado, Wilson	2001
Denevi, Mike	1976-1978
* <b>Detherage, Bob</b>	<b>1978-1981</b>
Deweese, Donnie	2018
Dewey, Duane	1982-1983
* Diaz, Carlos	1992
Diaz, Carlos	2016-2017
* <b>Diaz, José</b>	<b>2006</b>
Diaz, Lino	1996
* Diaz, Matt	2005
* Diaz, Edgar	1993
* Dickson, Jason	2004
Diekroeger, Kenny	2015
* <b>Dillon, Joe</b>	<b>2000</b>
* DiNardo, Lenny	2009
* <b>Dini, Nick</b>	<b>2018-2019, 2021</b>
* DiPino, Frank	1993
* Dodd, Tom	1988-1989
* Donald, Jason	2014
* Dorlague, Aaron	1995
Downes, Brandon	2016
* <b>Dozier, Hunter</b>	<b>2016-2018, 2021</b>
* Dozier, Tom	1990
* Drumright, Keith	1980
Duarte, Jose	2009-2010
Dubee, Rich	1980
* Duckworth, Brandon	2007-2009
* Duda, Lucas	2018, 2019
Duenas, Tommy	2005
Dueñez, Samir	2019
* Duensing, Brian	2016
* <b>Duffy, Danny</b>	<b>2011, 2013-2015, 2017</b>
* Dunbar, Tom	1989, 1991
Duncan, Pete	1974
Dungan, Clay	2022
* Dunwoody, Todd	2000
* Durbin, Chad	2000-2002
* <b>Dwyer, Chris</b>	<b>2012-2015</b>
Dye, Jermaine	1997-1998
Dye, Josh	2021-2022
* <b>Dyson, Jarrod</b>	<b>2010-2013, 2016</b>
Dziedzic, Jonathan	2015-2019

## E

* Eastwick, Rawly	1980
* <b>Eaton, Craig</b>	<b>1978-1979</b>
* <b>Eaton, Nate</b>	<b>2022</b>
* Ebert, Derrin	2005
* Eddy, Chris	1995
* Edler, Dave	1982
Edwards, Andrew	2016-2017
* <b>Eibner, Brett</b>	<b>2014-2016</b>
Eigsti, Ryan	2011-2012
* Eisenreich, Jim	1988
* Elarton, Scott	2007
* Elder, Dave	2005-2006
* Elster, Kevin	1995
Embry, Byron	2005
* <b>Encarnación, Luis</b>	<b>1989-1991</b>
* Enright, George	1979
Epperson, Paul	1969
Escamilla, Roman	1998
Escandon, Emiliano	2000
* Escobar, Alcides	2021
* <b>Escobar, José</b>	<b>1989</b>
Espada, Joe	2002
Espino, Damaso	2008
Esposito, Nate	2017, 2019, 2021

* Etherton, Seth	2006
* <b>Evans, Bart</b>	<b>1998</b>
* Evans, Terry	2012
Evans, Zane	2016
Everson, Chuck	1990-1991

## F

* Fabregas, Jorge	2000
* <b>Falú, Irving</b>	<b>2004, 2009-2013, 2016</b>
* Farnsworth, Kyle	2009
* Farr, Steve	1985, 1987
* <b>Farrell, Luke</b>	<b>2016-2017</b>
* Fasano, Sal	1996-1999, 2001
* Faul, Bill	1969
* Featherston, Taylor	2019
* Feebles, Carlos	2000-2003
Felix, Hersy	2001
Ferguson, Andy	2014-2015
Ferguson, Ian	2003
* <b>Fermin, Freddy</b>	<b>2021-2022</b>
Fernandez, Pedro	2017, 2018
Fernandez, Xavier	2019
* <b>Ferreira, Tony</b>	<b>1984-1985, 1990</b>
Ferris, Robert	1981
* <b>Field, Nate</b>	<b>2002-2003, 2005</b>
Fields, Matt	2014-2015
* <b>Fillmyer, Heath</b>	<b>2018-2019</b>
* Filson, Pete	1990
* Finnegan, Brandon	2015
* Fireovid, Steve	1988-1989
Fischer, Daniel	1980-1982
* <b>Fitzmorris, Al</b>	<b>1969, 1973</b>
* Fleming, Dave	1995
Fletcher, Brian	2013-2014
Flores, Jacksson	2019
* Flores, Jesús	2014
* Floyd, Bobby	1970-1972, 1974-1975
Flury, Pat	1997, 2003
* Flynn, Brian	2015-2017, 2019
* Foor, Jim	1974
* Ford, Matt	2005
* Foster, John	2008
Foster, Larry	1977-1978
* <b>Fox, Lucius</b>	<b>2021</b>
Franco, Angel	2015-2016
* Freeman, Sam	2022
* Frost, Dave	1982
Fuenmayor, Balbino	2015-2016
* Fuentes, Rey	2015-2016
* Fulchino, Jeff	2008
* Fuller, Jim	1978
* Funderburk, Mark	1983
* Fussell, Chris	1999-2002
* <b>Fyhrie, Mike</b>	<b>1994-1995, 2003</b>

## G

* <b>Gale, Rich</b>	<b>1977-1978</b>
* <b>Gallagher, Cam</b>	<b>2017-2018, 2021-2022</b>
Garber, Jeff	1990-1991, 1994-1995
* <b>Garcia, Danny</b>	<b>1980-1981</b>
Garcia, Ruben	1979
* Garcia, Leo	1992
* Garcia, Maikel	2022
* García, Onelki	2017
* Gardner, Mark	1993
* Gardner, Wes	1991
* Garrelts, Scott	1995
* Garrett, Amir	2022
Garrido, Santiago	2013
Garza, Saul	2022
* Gathright, Joey	2007-2008
* <b>Gaudet, Jim</b>	<b>1978-1981</b>
Gavin, Grant	2021
* Gee, Dillon	2016
Gemoll, Justin	2005
* <b>George, Chris</b>	<b>2000-2005</b>
* <b>Gettis, Byron</b>	<b>2004</b>
* Getz, Chris	2010, 2012-2013

* <b>Giambi, Jeremy</b> .....	1998-1999
* <b>Giavotella, Johnny</b> .....	2011-2014
Gibbs, Micah.....	2015
* Gibraltar, Steve.....	1999
* <b>Giffilan, Jason</b> .....	2000, 2002-2003
Gillen, Kevin.....	1979
Giron, Roberto.....	2007-2008
Gladden, Lloyd.....	1970-1971
* Gleaton, Jerry Don.....	1987-1989
* Gload, Ross.....	2007
* Gobble, Jimmy.....	2004-2005, 2008
Godin, Jason.....	2009
Gomez, Ofreidy.....	2019
Gomez, Rudy.....	2005
* Gómez, Alexis.....	2003-2004
Gooding, Jason.....	1999
* Goodwin, Brian.....	2018
* Goodwin, Tom.....	1994
* Gordon, Alex.....	2009-2010, 2015-2016, 2018
* <b>Gordon, Tom</b> .....	1986-1988
* <b>Gore, Terrance</b> .....	2014, 2017-2018
* Gotay, Rubén.....	2006
Govern, Jimmy.....	2019, 2021-2022
* Graffano, Tony.....	2004
Grangaard, David.....	1972
* Granger, Jeff.....	1996
* <b>Graterol, Juan</b> .....	2014
* Green, Gary.....	1995
Green, Lee.....	1969-1970
* <b>Greene, Connor</b> .....	2019
* <b>Greinke, Zack</b> .....	2004, 2022
* <b>Griffin, Foster</b> .....	2019, 2021, 2022
Griffin, Mike.....	1985-1986
* Grimm, Justin.....	2018
* Grimsley, Jason.....	1997
* Grotewold, Jeff.....	1995-1996
Grundy, Phil.....	1998
* Gubicza, Mark.....	1991
* Guerrero, Wilton.....	2004
* <b>Guiel, Aaron</b> .....	2000-2006
* Gumpert, Dave.....	1987
Gustavson, Duane.....	1980-1981
Gutierrez, Jorge.....	2008
* Gutiérrez, J.C.....	2012
* <b>Gutierrez, Kelvin</b> .....	2019, 2021

H

Haake, Zach.....	2022
* Hahn, Jesse.....	2018, 2021
Halligan, Patrick.....	2022
Hallmark, Pat.....	2001
* <b>Halter, Shane</b> .....	1995-1998
* <b>Hamelin, Bob</b> .....	1990-1993, 1995-1996
* <b>Hammaker, Atlee</b> .....	1981
Hammon, Randy.....	1974
* <b>Hammond, Steve</b> .....	1982-1984
Hamrick, Steve.....	1978-1979
* Hamulack, Tim.....	2009
Hancock, William.....	2022
* Haney, Chris.....	1993-1994, 1997
* Hansell, Greg.....	1998
* <b>Hansen, Jed</b> .....	1996-1999, 2001-2004
Hansen, Roger.....	1985-1986
* Hanson, Erik.....	1999
* <b>Hardy, Blaine</b> .....	2010-2012
* Hargesheimer, Alan.....	1984-1988
Harmon, Tom.....	1971-1973
* Harris, Billy.....	1969-1970
Harris, Brian.....	2003
* Harris, Reggie.....	1995
Harrison, Brian.....	1995, 1997-1998
* Harrison, Chuck.....	1970-1971
Hart, Corey.....	2002, 2004
* Hart, Mike.....	1980
Hartsock, Aaron.....	2009
* Harvey, Ken.....	2002, 2005
Hasbach, Dave.....	1975-1977
* Hatcher, Billy.....	1995
* <b>Hatcher, Chris</b> .....	1997-1998, 2002

* Hayes, Bill.....	1986
* Hayes, Brett.....	2013-2014
Hayes, Chris.....	2009-2010
Haynes, Bill.....	1971-1973
* <b>Healy, Fran</b> .....	1969-1970
* Hearn, Ed.....	1989
* Heasley, Jonathan.....	2022
* <b>Heath, Kelly</b> .....	1980, 1981-1983
* <b>Heath, Nick</b> .....	2019
* Hedlund, Mike.....	1970
* <b>Hegman, Bob</b> .....	1983, 1985-1986
* Hendrickson, Ben.....	2007
* Hendriks, Liam.....	2014
* Herges, Matt.....	2010
Hernandez, Arnaldo.....	2017-2019
* Hernández, Carlos.....	2021-2022
* <b>Hernandez, Elier</b> .....	2018-2019
* Hernandez, Gaby.....	2010
Hernández, Gorkys.....	2013-2014
* Hernández, Luis.....	2009
* Hernández, Roberto.....	2002
* Hernández, Runelvys.....	2003, 2006
* <b>Herrera, Kelvin</b> .....	2011, 2013
* Herrera, Rosell.....	2018
* <b>Hiatt, Phil</b> .....	1992-1995
* <b>Hicklen, Brewer</b> .....	2022
* Hilgendorf, Tom.....	1971-1972
* Hill, Jeremy.....	2003
* Hill, Tim.....	2019
* Hinch, AJ.....	2001
* Hinz, Tommy.....	1990-1991
* <b>Hochevar, Luke</b> .....	2007-2010, 2015
* Hocking, Denny.....	2005
Hoelscher, Nate.....	2007
Hogg, Dave.....	1980
* Holbert, Ray.....	1999-2000
* <b>Holland, Greg</b> .....	2009-2011
Hollingsworth, Ethan.....	2012
* Hollins, Damon.....	2008
* Hood, Don.....	1981-1983
* <b>Hooper, Kevin</b> .....	2004
Hoppe, Jim.....	1974
* <b>Hosey, Wayne</b> .....	1994-1995
* Hosey, Steve.....	1998
* <b>Hosmer, Eric</b> .....	2011, 2014
* Hottovy, Tommy.....	2012
* House, J.R.....	2009
* Howard, David.....	1991
* <b>Howell, J.P.</b> .....	2005-2006
Howell, Jeff.....	2010
* Hubbard, Trent.....	2001
* Huber, Justin.....	2005-2007
* Huckaby, Ken.....	2008
Hudgins, Jerry.....	1970
* Hudson, Luke.....	2006-2007
Huebner, Ken.....	1971
Huff, David.....	2016
* Huffman, Phil.....	1982
* <b>Hughes, Dusty</b> .....	2008-2009
* Hughes, Keith.....	1995
* <b>Huisman, Justin</b> .....	2004-2006
* <b>Huisman, Rick</b> .....	1995-1997
* <b>Huisman, Mark</b> .....	1983-1985, 1991-1992
* Hulett, Tug.....	2009
* Humber, Phillip.....	2010
* Hunter, Buddy.....	1974
* <b>Hurdle, Clint</b> .....	1977, 1979
* Hurtado, Edwin.....	2002

I

* Ibañez, Raúl.....	2001
* Infante, Omar.....	2014
* <b>Ireland, Tim</b> .....	1978-1982
* Isbel, Kyle.....	2021-2022

J

* Jackson, Chuck.....	1989
* Jackson, Damian.....	2004

* Jackson, Danny	1983-1984
* Jackson, Mike	1971-1972
* Jackson, Ryan	2015
* Jackson, Zach	2013
* James, Chris	1995
* Janish, Paul	2014
Jaquez, Rubendy	2022
Jarrell, Joe	1985
* Jeffcoat, Mike	1994
* Jeffress, Jeremy	2011-2012
* Jennings, Doug	2000
* Jensen, Ryan	2005
Jirschele, Mike	1988-1989
* Johns, Doug	1997
Johnson, Blake	2010-2011
* Johnson, Bob	1976
* Johnson, Ron	1981-1983
* Johnson, Rondin	1984-1988
* Johnson, Rontrez	2002
* Johnston, Joel	1990-1992
* Jones, Bobby	2003
* Jones, JaCoby	2022
Jones, Jaime	2005
* Jones, Lynn	1984
* Jones, Mike	1981, 1984
* Jones, Ross	1987
* Jones, Ruppert	1975-1976
* Jones, Steve	1969-1970
Jones, Travis	2021
* Joseph, Donnie	2012-2014
Joyce, Thomas	1970, 1973
* Junis, Jakob	2016-2017, 2021

## K

* Ka'aihue, Kila	2008-2011
Kalich, Kasey	2022
Kalish, Jake	2017-2019, 2021
* Keatley, Greg	1981-1982
Keeton, Rickey	1983-1985
Kelly, Bill	1982
* Kelly, Mike	2003
* Kelso, Bill	1969
* Kennedy, Ian	2018
* Keough, Joe	1969
* Keppel, Bobby	2006
Keppinger, Jeff	2006
* Kiefer, Mark	1996
Kinard, Rudy	1977-1979
King, Cesar	2001
* Kingery, Mike	1985-1986, 1993
* Kinnunen, Mike	1985
* Kmak, Joe	1998
Knapp, Mike	1993-1994
* Kobel, Kevin	1980
* Koegel, Pete	1977
* Koonce, Graham	2007
* Koslofski, Kevin	1991-1994
* Kotchman, Casey	2015
* Kouzmanoff, Kevin	2012
* Kowar, Jackson	2021-2022
Kratz, Erik	2015
* Krivda, Rick	1999
* Kusnyer, Art	1978
* Kutzler, Jerry	1994-1995

## L

* Labandeira, Josh	2008
* LaCoss, Mike	1985
* Lahoud, Joe	1977
* Lamb, John	2013-2015
Lambert, Reese	1992
Lambin, Chase	2013
* Lance, Gary	1975-1978
* Lannan, John	2016
* LaRue, Jason	2007
* Laskey, Bill	1980-1981, 1989
Laureano, Frank	1991
* Laxton, Brett	2000-2002

Lebron, Willy	2011
* Lee, Kameron	2014
* Leeper, Dave	1983-1985
* Lelius, Scott	1998
Lemasters, Jim	1990-1991
Lenik, Kevin	2017-2019
* Leonard, Dennis	1974-1975, 1982
* Leonard, Jeffrey	1991
* Lerew, Anthony	2010
Lewis, Richard	2007
* Liebrandt, Charlie	1983-1984
Lineweaver, Aaron	1999
* Linton, Doug	1995-1996, 2004
Liotta, Ray	2009
* Liriano, Nelson	1991
Lissón, Mario	2009
* Littell, Mark	1973-1975
* Lively, Ben	2019
* Lockhart, Keith	1995
Loftin, Nick	2022
Loggins, Mike	1986, 1988-1990
* Lohse, Kyle	2018
Long, Kevin	1992-1993, 1995
* Long, Ryan	1997-1998
Longenecker, Jere	1987
* Lopez, Albie	2003
* López, Jack	2017-2018
* López, Jorge	2018
* López, Mendy	1997-1999, 2004
* Lopez, Nicky	2018-2019
* Lough, David	2010-2013
* Loux, Shane	2006
* Lovelady, Richard	2018-2019, 2021
Lovvorn, Zachary	2018-2019
Lowe, Sean	2003
* Lowery, Devon	2008, 2010
Lowery, Ed	1984
Lubanski, Chris	2007-2009
* Lucas, Ed	2008-2010
* Luecken, Rick	1988-1989
Lumsden, Tyler	2007-2008
* Lunar, Fernando	2003
* Lyden, Mitch	1995
* Lynch, Daniel	2021-2022
* Lyttle, Jim	1973

## M

* MacDougal, Mike	2001-2002, 2004, 2006
* Macfarlane, Mike	1987-1988
* Machado, Andrés	2017-2019
* Machemehl, Chuck	1972
Maddox, Marc	2010
* Madison, Scotti	1987-1988
Maggi, Beau	2014
* Magnante, Mike	1990-1991, 1993, 1995-1996
* Mahomes, Pat	2006
* Maier, Mitch	2007-2009, 2012
* Maldonado, Carlos	1991-1992
* Mallicoat, Rob	1995
* Mallory, Sheldon	1976
* Maness, Seth	2017-2018
* Manzanillo, Josias	1992
* Marimon, Sugar Ray	2014
* Mariot, Michael	2012-2015, 2018
Markay, Thad	2007
* Marks, Justin	2012-2014
* Maroth, Mike	2008
Marquez, Emilio	2021-2022
* Marshall, Keith	1972-1975
* Martí, Víctor	2009-2010
* Martí, Yunior	2019
* Martin, Renie	1978-1979
Martin, Rudy	2019, 2021
* Martinez, Art	1984
* Martinez, Buck	1971
* Martinez, Chito	1987, 1990
Martinez, Marcelo	2021-2022
* Martinez, Ramon	1996
* Martinez, Félix	1996-1999

STORM CHASERS ORGANIZATION

2023 OMAHA STORM CHASERS

2022 SEASON IN REVIEW

PLAYER & COACH DATABASE

HISTORY & RECORDS

INTERNATIONAL LEAGUE

ROYALS ORGANIZATION

GENERAL INFORMATION



* <b>Martinez, José</b> .....	2015-2016
* Martinez, José.....	1972-1974
* Martinez, Sandy.....	2003
* <b>Martz, Gary</b> .....	1975-1977
* <b>Massey, Michael</b> .....	2022
* Matias, John.....	1971
* Matos, Julius.....	2003
* Matraga, Dave.....	2008
* Matthews, Terry.....	1999
* Maurer, Brandon.....	2018
* Maxwell, Justin.....	2014
* May, Darrell.....	2002
* <b>May, Lucas</b> .....	2010-2011
* Mazzaro, Vin.....	2011-2012
* McBroom, Ryan.....	2021
* McCann, Frank.....	1980
* McCarthy, Bill.....	2007
* <b>McCarthy, Kevin</b> .....	2016-2019
* <b>McClure, Bob</b> .....	1974
* McCool, Billy.....	1971
* McCray, Jonathan.....	2017
* <b>McDill, Allen</b> .....	1996-1998
* McDonald, Donzell.....	2002
* McEwing, Joe.....	2005
* McGaffigan, Andy.....	1990-1991
* <b>McGilberry, Randy</b> .....	1977-1980
* McGinnis, Russ.....	1993-1994
* McKinney, Lynn.....	1976-1977
* McMillan, Steve.....	1970-1972
* Meacham, Bob.....	1990
* Meacham, Rusty.....	1993-1994, 1996
* Meadows, Brian.....	2001
* Meche, Gil.....	2009-2010
* Medina, Luis.....	1992
* Medlen, Kris.....	2015-2016
* Medrano, Tony.....	1997, 1999-2000
* Meier, Calvin.....	1972
* <b>Mejia, Erick</b> .....	2019, 2021
* Melendez, José.....	1995
* <b>Melendez, MJ</b> .....	2021-2022
* Melvin, Kenneth.....	1977
* <b>Méndez, Carlos</b> .....	1998-1999
* Mendoza, Luis.....	2010-2011
* Mengden, Daniel.....	2022
* Mercedes, Henry.....	1995-1996, 1999
* Merchant, Mark.....	1996-1997
* Merrell, Kevin.....	2021
* <b>Merrifield, Whit</b> .....	2014-2017
* Mertins, Kurt.....	2010-2012
* Mesa, Melky.....	2014
* Mesh, Mike.....	1989
* Metcalf, Travis.....	2009
* Metcalfe, Mike.....	2002
* Meyring, Bradley.....	1975
* Middleton, Kyle.....	2006
* Milacki, Bob.....	1994-1995
* Mildren, Paul.....	2007-2008
* Miller, Anderson.....	2021
* Miller, Jai.....	2010
* Miller, Keith.....	1993-1995
* Miller, Mike.....	1986
* Miller, Orlando.....	1998
* Mills, Alec.....	2016
* Mills, Wyatt.....	2022
* Miner, Zach.....	2011
* Mingori, Steve.....	1973-1974
* Minor, Mike.....	2016
* Miscik, Dennis.....	1982
* Misiewicz, Anthony.....	2022
* Micki, Doug.....	1998
* <b>Moeller, Dennis</b> .....	1990-1992, 1994
* Molina, Izzy.....	2000
* Mondesi, Paul.....	2021
* Mondesi, Adalberto.....	2016-2019, 2021
* Monteagudo, Aurelio.....	1970-1971
* <b>Montgomery, Jeff</b> .....	1988, 1999
* <b>Montgomery, Mike</b> .....	2011-2012
* Montgomery, Monty.....	1970-1973
* Moon, Logan.....	2017-2018
* Moore, Adam.....	2012-2013, 2019

* <b>Moore, Bobby</b> .....	1991
* Moore, Donnie.....	1989
* <b>Moreno, Orber</b> .....	1999, 2001
* Morin, Parker.....	2014, 2016-2018
* Morley, Mike.....	1979-1980
* Morman, Alvin.....	1999
* Morman, Russ.....	1990-1991
* Morris, Angel.....	1988
* <b>Morris, John</b> .....	1984-1985
* Mortensen, Clayton.....	2013-2016
* Mota, José.....	1992-1996
* <b>Motley, Darryl</b> .....	1981-1982, 1986
* <b>Moustakas, Mike</b> .....	2010-2011, 2014
* Moylan, Peter.....	2016
* Mujica, Edward.....	2016
* <b>Mullen, Scott</b> .....	1999-2003
* Mullen, Tom.....	1986-1988
* Munoz, J.J.....	1995
* Murphy, Brian.....	1976-1978
* Murphy, Tom.....	1972-1973
* Murphy, Tommy.....	2009
* Murray, Chuck.....	1971-1972
* Murray, Dan.....	2000-2001
* Murray, Matt.....	2015-2016
* Murray, Rich.....	1985
* Musgraves, Dennis.....	1971
* <b>Musser, Neal</b> .....	2006-2008
* Mutz, Tommy.....	1980
* <b>Myers, Rod</b> .....	1996-1998
* <b>Myers, Rodney</b> .....	1995
* <b>Myers, Wil</b> .....	2012

N

* Nady, Xavier.....	2013
* Nakamoto, Brian.....	1978
* Nance, Shane.....	2005
* Naulty, Dan.....	2000
* Nava, Daniel.....	2016
* <b>Navarro, Rey</b> .....	2012
* Navarro, Yamaico.....	2011
* Nelson, Jaime.....	1987
* Nelson, Joe.....	2006
* Nelson, Roger.....	1971, 1976-1977
* Nettles, Jim.....	1978-1979
* Neuweiler, Charlie.....	2022
* Neuzil, Jeffrey.....	1984
* <b>Newberry, Jake</b> .....	2017-2019, 2021
* Newman, Josh.....	2008-2009
* Nichols, Rod.....	1994
* Nicholson, Dave.....	1969
* Nicoll, Chris.....	2009
* Nina, Aroni.....	2016
* Nina, Elvin.....	2004
* Noreiga, Gabriel.....	2015
* <b>Norman, Les</b> .....	1994-1996, 1999-2000
* <b>Northey, Scott</b> .....	1969-1970
* Núñez, Andres.....	2021-2022
* Nunnally, Jon.....	1996-1997, 2001-2002

O

* O'Brien, Peter.....	2017
* O'Connor, Mike.....	2009
* <b>O'Hearn, Ryan</b> .....	2017-2019, 2021
* <b>O'Riley, Don</b> .....	1969-1970
* O'Sullivan, Sean.....	2011-2012
* <b>Oaks, Trevor</b> .....	2018
* Obermuller, Wes.....	2003
* <b>Odorizzi, Jake</b> .....	2012
* Ogando, Emilio.....	2017, 2019
* Olivares, Edward.....	2021-2022
* Oliver, Bob.....	1969
* Olloque, Manny.....	2018
* Olsen, Lew.....	1976-1977
* Olsen, Steve.....	1996-1997
* Olson, Gregg.....	1995, 1997
* Olson, Tyler.....	2016
* Olwine, Ed.....	1989
* Ordaz, Luis.....	2001-2003

\* Orije, Kevin ..... 2000  
 \* **Orlando, Paulo** ..... 2011, 2013-2015, 2017-2018  
 \* **Ortenzio, Frank** ..... 1972-1976  
 \* **Ortiz, Héctor** ..... 1997-1998, 2000-2002  
 \* Ortiz, Javier ..... 1993  
 \* Ortiz, Luis ..... 1998  
 \* Ortiz, Nick ..... 2001  
 \* Osborne, Bobo ..... 1969  
 \* Osborne, Donovan ..... 2006  
 \* Osting, Jimmy ..... 2003  
 \* Osuna, Edgar ..... 2010  
 \* Oviedo, Juan Carlos ..... 2006-2008  
 \* Owen, Dave ..... 1987-1988  
 \* Owen, Larry ..... 1988

**P**

\* **Padilla, Jorge** ..... 2007  
 \* **Paepke, Dennis** ..... 1969-1970, 1972-1974  
 \* Palacios, Rey ..... 1989-1990  
 \* Pappas, Erik ..... 1992  
 \* Paquette, Craig ..... 1996-1997  
 \* Paredes, Jimmy ..... 2014  
 \* Paris, Kelly ..... 1989  
 \* Parker, Darrell ..... 1978-1979  
 \* Parks, Ted ..... 1970-1971  
 \* Parnell, Bobby ..... 2017  
 \* Parraz, Jordan ..... 2009-2010  
 \* Parrett, Jeff ..... 1994  
 \* Parrish, Drew ..... 2022  
 \* Parrish, John ..... 2010  
 \* Parrott, Mike ..... 1982-1984  
 \* **Paschall, Bill** ..... 1978-1981  
 \* **Pasquantino, Vinnie** ..... 2022  
 \* **Pastornicky, Cliff** ..... 1983-1984  
 \* Patchin, Steve ..... 1976-1977  
 \* Paterson, Joe ..... 2015  
 \* Patterson, Jarrod ..... 2003-2004  
 \* Patterson, Ken ..... 1996-1997  
 \* **Patton, Spencer** ..... 2014  
 \* Patton, Troy ..... 2015  
 \* Paulino, Felipe ..... 2013  
 \* Payamps, Joel ..... 2021-2022  
 \* Peacock, Brad ..... 2022  
 \* Peacock, Matt ..... 2022  
 \* **Pecota, Bill** ..... 1985-1987, 1988-1990  
 \* **Pedre, Jorge** ..... 1991  
 \* Pedrique, Al ..... 1992  
 \* Peek, Tim ..... 1994  
 \* Peguero, Carlos ..... 2014  
 \* Pehl, Robert ..... 2016  
 \* **Pellow, Kit** ..... 1998-2002  
 \* Pelz, Paul ..... 1973-1974  
 \* Peña, Brayán ..... 2008-2009, 2017  
 \* Peña, Carlos ..... 2013  
 \* **Peña, Francisco** ..... 2014-2015  
 \* Peña, Orlando ..... 1969  
 \* Peña Jr., Tony ..... 2009  
 \* Pendleton, Terry ..... 1998  
 \* Pennington, Brad ..... 1997  
 \* Peralta, Joel ..... 2006, 2008  
 \* Peralta, Willy ..... 2018  
 \* Pérez, Mike ..... 1997  
 \* **Perez, Salvador** ..... 2011-2012, 2018, 2022  
 \* Perkins, Craig ..... 1975-1978  
 \* Perry, Pat ..... 1995  
 \* Peterson, Mark ..... 2016-2017  
 \* **Phelps, Ken** ..... 1979-1981  
 \* Phillips, Brett ..... 2019  
 \* Phillips, Heath ..... 2009  
 \* **Phillips, Paul** ..... 2004-2007  
 \* Pichardo, Hipólito ..... 1997  
 \* Pickering, Calvin ..... 2004-2005  
 \* Pierce, Ed ..... 1993-1995  
 \* **Piña, Manny** ..... 2010-2011, 2013  
 \* Pino, Yohan ..... 2015  
 \* Pippin, Craig ..... 1987  
 \* Pisciotta, Marc ..... 1999  
 \* Piskor, Kirk ..... 1991  
 \* **Pittsley, Jim** ..... 1995-1997

Plummer, Jared ..... 2007  
 \* Poldberg, Brian ..... 1983-1985  
 \* Ponsón, Sidney ..... 2009  
 \* **Poquette, Tom** ..... 1973-1974  
 \* Porter, Logan ..... 2022  
 \* Pough, Pork Chop (Clyde) ..... 1997  
 \* **Pounders, Brooks** ..... 2016  
 \* **Pratto, Nick** ..... 2021-2022  
 \* Price, Jared ..... 2005-2006  
 \* **Prieto, Alex** ..... 2000-2001, 2005-2006  
 \* Prince, Tom ..... 2003  
 \* Pruneda, Benín ..... 2016  
 \* Pucetas, Kevin ..... 2011  
 \* **Pulliam, Harvey** ..... 1989-1993  
 \* Putnam, Pat ..... 1985  
 \* Pyznarski, Tim ..... 1989

**Q**

\* **Quinn, Mark** ..... 1999-2002  
 \* Quinn, Roman ..... 2022  
 \* **Quirk, Jamie** ..... 1974-1975  
 \* **Quisenberry, Dan** ..... 1979

**R**

Rahe, Gary ..... 1974  
 \* Raines Jr., Tim ..... 2009  
 \* Rajjisch, Dave ..... 1986-1987  
 \* Rakers, Jason ..... 2000-2001  
 \* Ralston, Kris ..... 1996  
 \* Ramirez, Horacio ..... 2008  
 \* Ramirez, Ruben ..... 2021  
 \* Ramirez, Max ..... 2012-2013  
 \* **Ramírez, Santiago** ..... 2005  
 \* Ramos, Bobby ..... 1987  
 \* **Randa, Joe** ..... 1994-1996  
 \* Randall, Scott ..... 2004  
 \* Randolph, Steve ..... 2009  
 \* Rassmussen, Dennis ..... 1992-1995  
 \* Rave, John ..... 2022  
 \* Rawitzer, Kevin ..... 1998  
 \* **Ray, Ken** ..... 1997, 1999, 2007  
 \* **Raziano, Barry** ..... 1973  
 \* Reece, Thad ..... 1990  
 \* Reed, Rick ..... 1992-1993  
 \* Reetz, Jakson ..... 2022  
 \* **Reichert, Dan** ..... 1998-1999, 2001-2002  
 \* Rekar, Bryan ..... 2002  
 \* Relaford, Desi ..... 2004  
 \* Reyes, Jose ..... 1984  
 \* Reyes, Jose ..... 1986  
 \* Reynolds, Harold ..... 1995  
 \* Rhodes, Tuffy ..... 1993  
 \* Richardson, Brett ..... 2008  
 \* **Rico, Fred** ..... 1969-1970  
 \* Rios, Danny ..... 1998-1999  
 \* Rios, Juan ..... 1970  
 \* Rios, Alex ..... 2015  
 \* Rivera, Bombo ..... 1981-1983  
 \* **Rivera, Emmanuel** ..... 2021-2022  
 \* **Rivero, Sebastian** ..... 2019, 2021  
 \* Rizzo, Richard ..... 1985  
 \* Roberge, J.P. ..... 1999-2000  
 \* **Robinson, Clint** ..... 2011-2012  
 \* **Robinson, Derrick** ..... 2012  
 \* Robinson, Ken ..... 1996  
 \* Robinson, Kerry ..... 2006  
 \* Rodriguez, Rich ..... 1996  
 \* Rodriguez, Wandy ..... 2015  
 \* **Rodriguez, Wilking** ..... 2014  
 \* Roessler, Mike ..... 1992-1993  
 \* **Rohrmeier, Dan** ..... 1992-1993  
 \* Rollins, Heath ..... 2011  
 \* **Romak, Jamie** ..... 2012  
 \* Rooker, Brent ..... 2022  
 \* Rooker, Jim ..... 1969, 1970-1971  
 \* Roos, Les ..... 1970  
 \* **Rosa, Carlos** ..... 2008-2010  
 \* **Rosado, Jose** ..... 1996

STORM CHASERS ORGANIZATION

2023 OMAHA STORM CHASERS

2022 SEASON IN REVIEW

PLAYER & COACH DATABASE

HISTORY & RECORDS

INTERNATIONAL LEAGUE

ROYALS ORGANIZATION

GENERAL INFORMATION

* Rosario, Melvin.....	2001
* Rose, Mike.....	2002
* Rossy, Rico.....	1992-1994
* Ruffcorn, Scott.....	1999
Runion, Sam.....	2013
* Rupe, John.....	2010
* Rusch, Glendon.....	1996-1999
* Ryal, Mark.....	1981-1984
* Ryan, Jason.....	2004

S

* Sadler, Donnie.....	2002
* Sadowski, Jim.....	1978
Saier, Matt.....	1998-1999
* Salmon, Brad.....	2008
* Sampen, Bill.....	1993
* Sanabria, Carlos.....	2021
* Sanches, Brian.....	2013
* Sanchez, Alex.....	1993
* Sánchez, Angel.....	2008
* Sánchez, Israel.....	1986-1988
* Sánchez, Jonathan.....	2012
Sanserino, Gary.....	1972-1974
* Santiago, José.....	1998-2000
Santiago, Mario.....	2011
* Santorini, Al.....	1973
* Santos, Chad.....	2005
* Santovenia, Nelson.....	1993
* Sasser, Rob.....	2003
* Saunders, Joe.....	2014
* Sauveteur, Rich.....	1992
* Savage, Ted.....	1971
* Scanlan, Bob.....	1996
* Scarsons, Steve.....	1999
* Schaal, Paul.....	1969, 1974
* Schattinger, Jeff.....	1980-1981
* Schuler, Dave.....	1982-1983, 1986
* Schulz, Jeff.....	1986-1990
* Schwindel, Frank.....	2017-2019
* Scott, Rodney.....	1975
* Scranton, Jim.....	1984-1986
* Seanez, Rudy.....	1997, 2004
* Sedlacek, Shawn.....	2001-2003
Seitzer, Brad.....	1997
* Seitzer, Kevin.....	1986
* Selman, Sam.....	2014, 2017-2018
Seratelli, Anthony.....	2012-2013
* Serrano, Jimmy.....	2003-2004
* Service, Scott.....	1997
* Severino, Atahualpa.....	2013
* Severson, Rich.....	1969, 1972
* Shanahan, Greg.....	1977
Shaw, Theo.....	1983-1984, 1986
* Shawaryn, Mike.....	2021
* Shealy, Ryan.....	2007-2009
* Shell, Steven.....	2011
* Sheridan, Pat.....	1981-1983, 1985
* Sherrill, George.....	2013
* Shiell, Jason.....	2007
* Shifflett, Steve.....	1992-1994
Shirley, Steve.....	1987
* Short, Rick.....	2004
* Shouse, Brian.....	2002
* Shumpert, Terry.....	1989-1990, 1992-1993
* Sierra, Moisés.....	2015
* Silverio, Luis.....	1978, 1980, 1982
* Simmons, Doug.....	1994
* Simpson, Wayne.....	1973
* Singer, Brady.....	2021-2022
Sinnerud, Mike.....	1969
* Sisco, Andy.....	2006
* Sisco, Steve.....	1995, 1997-1997
Sisk, Brandon.....	2011-2012
* Skoglund, Eric.....	2017-2019, 2022
Skrable, Pat.....	1970
* Skrmetta, Matt.....	2002
* Slaughter, Don.....	1981-1982
Smith, Charles.....	1974
* Smith, Dar.....	1990-1991

* Smith, Jason.....	2008
* Smith, Lonnie.....	1987
Smith, Toby.....	1997
Smith, Tommy.....	1969
* Smith, Will.....	2012-2013
* Snider, Collin.....	2021-2022
* Snider, Travis.....	2016
* Snider, Van.....	1986-1987
* Snyder, Kyle.....	2003, 2005-2006
* Soler, Jorge.....	2017-2018
Sonnier, Shawn.....	2001, 2005
* Sorrell, Billy.....	1969-1970
Sosa, Ruben.....	2017
Sotillet, Andrés.....	2021-2022
Spann, Chad.....	2008
* Sparkman, Glenn.....	2018-2019
* Spehr, Tim.....	1990-1992
* Speier, Gabe.....	2019, 2021-2022
* Splittorff, Paul.....	1969-1971
* Spoljaric, Paul.....	2000
Spratke, Ken.....	1989
* Springs, George.....	1969-1970
St. Clair, Daniel.....	1983-1984
* Staggs, Steve.....	1975-1976
* Standridge, Jason.....	2007
Starkovich, Paul.....	1974
* Starling, Bubba.....	2016-2019, 2021
* Staumont, Josh.....	2017-2019, 2022
* Stein, Blake.....	2000
* Stemie, Steve.....	2005
Steph, Rod.....	1998
Stephans, Russ.....	1981, 1983-1986
* Stephenson, Phil.....	1993
* Stewart, Andy.....	1995-1998
* Stieb, Dave.....	1993
* Stoddard, Bob.....	1987
Stodolka, Mike.....	2008
* Stone, Ron.....	1973
* Stottlemire Jr., Mel.....	1989-1990
* Stout, Eric.....	2017-2018
* Strahm, Matt.....	2017
Strange, Don.....	1995
Strickland, Chad.....	1997
Strode, Les.....	1984-1986
Strutton, Michael.....	1984
* Stynes, Chris.....	1995-1997
* Sudakis, Bill.....	1976
Sulbaran, Juan Carlos.....	2015
* Sullivan, John.....	1970-1971
* Sullivan, Scott.....	2005
Suomi, John.....	2009
* Suppan, Jeff.....	2011
* Susac, Andrew.....	2019
* Sutton, Larry.....	1997, 1999
* Suzuki, Mac.....	2002
* Swaggerty, Bill.....	1987-1988
* Swarzak, Anthony.....	2021
* Sweeney, Mike.....	1996-1997, 2002-2003, 2006-2007

T

Tabor, Scott.....	1986
Tamayo, Danny.....	2005-2007
* Tankersley, Dennis.....	2005
* Tapia, Domingo.....	2021-2022
* Taveras, Willy.....	2013
* Taylor, Carl.....	1971-1972
* Taylor, Dwight.....	1986-1987
* Taylor, Michael A.....	2022
* Teaford, Everett.....	2010-2013
* Teahen, Mark.....	2004-2006
* Tejada, Rob.....	2009, 2011
* Tepesch, Nick.....	2016
* Terrell, Jerry.....	1980
* Texeira, Kanekoa.....	2011
* Thomas, Andrés.....	1991
* Thompson, Brad.....	2010
* Thompson, Rich.....	1988
Thompson, Sean.....	2007
* Thomson, John.....	2007



* Thorman, Scott.....	2009-2010
* <b>Throop, George</b> .....	<b>1975-1978</b>
* <b>Thurman, Corey</b> .....	<b>2001</b>
* <b>Thurman, Gary</b> .....	<b>1986-1990</b>
* Tolleson, Steven.....	2016
* Tomko, Brett.....	2014
* Tomlinson, Goef.....	2000
* <b>Tonis, Mike</b> .....	<b>2000</b>
* Torres, Dilson.....	1995-1996
* <b>Torres, Ramón</b> .....	<b>2016-2018</b>
* Torres, Rusty.....	1980
* Toth, Robert.....	1995-1997
* Toups, Corey.....	2017-2018
* Tracy, Chad.....	2013
* Tresemer, Mike.....	1990
* <b>Triggs, Andrew</b> .....	<b>2014</b>
* Troncoso, Ramón.....	2014
* Truby, Chris.....	2005
* Tsao, Chin-hui.....	2008
* Tschepikow, Ben.....	2009
* <b>Tucker, Eddie</b> .....	<b>1996</b>
* Tucker, Michael.....	1994-1995
* Tufts, Bob.....	1982-1983
* <b>Tupman, Matt</b> .....	<b>2006-2009</b>
* Turman, Jason.....	2003
* Turner, Chris.....	1998
* Turner, Matt.....	1998
* <b>Twitty, Jeff</b> .....	<b>1980-1981</b>

## U

* Ugueto, Luis.....	2005
* Ullery, Dave.....	2001, 2003-2004
* Unroe, Tim.....	1999

## V

* Valdespino, Sandy.....	1970-1972
* Valencia, Danny.....	2014
* Valera, Julio.....	1996
* Valle, Hector.....	1971
* Van Blaricom, Mark.....	1986
* Van Hekken, Andy.....	2006
* Van Poppel, Todd.....	1997
* Vargas, Jason.....	2016
* Vasquez, Aguedo.....	1988
* Vasquez, Luis.....	2018
* Vasto, Jerry.....	2018
* Vaughan, Charlie.....	1970
* Venafro, Mike.....	2004
* <b>Ventura, Yordano</b> .....	<b>2013, 2015</b>
* Veras, Dario.....	1999
* <b>Verdugo, Ryan</b> .....	<b>2012-2014</b>
* Veres, Randy.....	1997
* Villegas, Luis.....	2016-2018
* Vilorio, Meibrys.....	2021
* Vindivich, Paul.....	1993
* Vines, Jace.....	2017, 2021-2022
* <b>Vitiello, Joe</b> .....	<b>1994-1999</b>
* Vizcaino, Arodys.....	2022
* Voyles, Brad.....	2002-2004

## W

* Wade, Cory.....	2014
* Waechter, Doug.....	2009
* Wagner, Héctor.....	1991
* Walker, Hugh.....	1990
* Walker, Jaime.....	1998-2000
* Walker, Scott.....	2005
* <b>Walrond, Les</b> .....	<b>2003-2004</b>
* Walter, Gene.....	1990
* Walters, P.J.....	2014
* Walters, Zach.....	2017
* Ward, Jay.....	1971
* Warden, Jon.....	1969
* Warren, Mike.....	1986
* <b>Washington, U L</b> .....	<b>1975-1977</b>
* <b>Waters, Drew</b> .....	<b>2022</b>
* Wathan, Derek.....	2007

* <b>Wathan, Dusty</b> .....	<b>2002</b>
* <b>Wathan, John</b> .....	<b>1972, 1975-1976</b>
* Watkins, Pat.....	2001
* Watkins, Scott.....	1997
* Webb, Nathan.....	2022
* Weiss, Erich.....	2019
* Weiss, Ryan.....	2022
* Welchel, Don.....	1987-1988
* <b>Wellman, Brad</b> .....	<b>1982</b>
* Wengert, Don.....	1999
* Werth, Dennis.....	1982
* Wheeler, Dan.....	2013
* <b>White, Frank</b> .....	<b>1973</b>
* White, Matt.....	2004
* Whittleman, John.....	2011
* Wickersham, Dave.....	1969
* Wieser, Daniel.....	1982
* Wilkerson, Curt.....	1994
* Wilkerson, Marty.....	1984-1986
* Wilkerson, Wes.....	2005
* Wilkinson, Bill.....	1990
* Willeman, Zach.....	2022
* Willhite, Nick.....	1970
* <b>Williams, Mark</b> .....	<b>1974-1975</b>
* Williams, Mike.....	1997
* Williams, Mitch.....	1997
* <b>Wils, Frank</b> .....	<b>1982-1984</b>
* Wilson, Craig.....	1993
* Wilson, Craig F.....	2001
* <b>Wilson, Kris</b> .....	<b>1999, 2001, 2003-2004</b>
* Wilson, Willie.....	1977
* <b>Winters, Matt</b> .....	<b>1987, 1989</b>
* <b>Witt Jr., Bobby</b> .....	<b>2021</b>
* <b>Wolhford, Jim</b> .....	<b>1972-1973</b>
* <b>Wood, Blake</b> .....	<b>2010-2011, 2014</b>
* Wood, Brandon.....	2013
* Wood, Mike.....	2005-2006
* Woods Jr, Stephen.....	2022
* Wotus, Ron.....	1987
* Wright, Gary.....	1976-1978
* Wright, Jamey.....	2003-2004
* Wright, Jim.....	1982
* Wright, Ken.....	1971-1972
* Wright, Matt.....	2007-2009
* Wright, Steve.....	1969-1970

## X

## Y

* Yabuta, Yasuhiro.....	2008-2009
* Yambati, Robinson.....	2015
* Yan, Esteban.....	2006
* Yarnall, Ed.....	2006
* Ynoa, Michael.....	2019
* <b>York, Jim</b> .....	<b>1970</b>
* Young, Curt.....	1992
* Young, Ernie.....	1998
* Young, Kevin.....	1996
* Yuhas, Vinnie.....	1982-1984

## Z

* Zachary, Chris.....	1969-1970
* Zaun, Gregg.....	2000-2001
* Zawadzki, Lance.....	2011
* <b>Zdeb, Joe</b> .....	<b>1976, 1978-1979</b>
* <b>Zerpa, Angel</b> .....	<b>2021-2022</b>
* <b>Zimmer, Kyle</b> .....	<b>2017, 2019, 2021</b>
* Zimmerman, Jordan.....	2002
* Zimmerman, Mike.....	1997
* Zuber, Tyler.....	2021
* Zupcic, Bob.....	1996
* Zuvella, Paul.....	1990-1991

STORM CHASERS ORGANIZATION

2023 OMAHA STORM CHASERS

2022 SEASON IN REVIEW

PLAYER & COACH DATABASE

HISTORY & RECORDS

INTERNATIONAL LEAGUE

ROYALS ORGANIZATION

GENERAL INFORMATION

## All-Time Managers & Coaches (1969-2023)

Includes all 19 managers and 36 coaches (alphabetical order) in franchise history. Managers and coaches in **BOLD** are members of the current coaching staff.

### MANAGERS

Boles, John.....	1986
Cox, Jeff.....	1992-1994
Dent, Bucky.....	2002
Ezell, Glenn.....	1988
Funk, Frank.....	1986-1987
Gardner, Billy.....	1975-1976
<b>Jirschele, Mike.....</b>	<b>1995-1997, 2003-2013, 2023-Present</b>
Johnson, Ron.....	1998-1999
Lamont, Gene.....	1984-1985
McKeon, Jack.....	1969-1972
MacKenzie, Gordon.....	1979
Malmberg, Harry.....	1973-1974
Mizerock, John.....	2000-2001
Poldberg, Brian.....	2014-2021
Rende, Sal.....	1989-1991
Sparks, Joe.....	1980-1983
Sullivan, John.....	1977-1978
Thorman, Scott.....	2022
Wathan, John.....	1987

### HITTING COACHES

Bradshaw, Terry.....	2004-2008
Buchanan, Brian.....	2018-2022
Burgmeier, Tom.....	2006-2009
Dauer, Rich.....	1993
Garrett, Adrian.....	1987
Gregg, Tommy.....	2009-2017
Herold, Bob.....	1992, 1999
Hosey, Steve.....	1998
Leius, Scott.....	2000
Lezcano, Sixto.....	1996
Long, Kevin.....	2002-2003
Poldberg, Brian.....	1991
Poquette, Tom.....	1988-1990, 1994-1995, 2001
<b>Rademacher, Bijan.....</b>	<b>2023-Present</b>
Washington, U L.....	1996, 1998

### PITCHING COACHES

Alvarez, Mike.....	1993-1997
Brewer, Mark.....	2005
Carter, Larry.....	2013-2014
Cram, Jerry.....	1980-1984
Cumberland, John.....	2002
Dubee, Rich.....	1985, 1988-1990
Funk, Frank.....	1986-1987
Hansen, Guy.....	1991
Hawkins, Andy.....	2016-2019
Henry, Doug.....	2010-2012
Horlen, Joel.....	1992
<b>Johnson, Dane.....</b>	<b>2021-Present</b>
Lance, Gary.....	1998-1999
LaRoche, Dave.....	2002-2004
Mahler, Rick.....	2000-2001
Nipper, Al.....	2015

### ASSISTANT/BENCH COACHES

LaRoche, Andy.....	2018
Nelson, Brandon.....	2021
Nelson, Chris.....	2017
<b>Noworyta David.....</b>	<b>2023</b>
Powers, Ryan.....	2022
Shields, Tommy.....	2022

## All-Time Field Staffs (1969-2023)

<b>1969</b>	Manager.....	Jack McKeon
<b>1970</b>	Manager.....	Jack McKeon
<b>1971</b>	Manager.....	Jack McKeon
<b>1972</b>	Manager.....	Jack McKeon
<b>1973</b>	Manager.....	Harry Malmberg
<b>1974</b>	Manager.....	Harry Malmberg
<b>1975</b>	Manager.....	Billy Gardner
<b>1976</b>	Manager.....	Billy Gardner
<b>1977</b>	Manager.....	John Sullivan
<b>1978</b>	Manager.....	John Sullivan
<b>1979</b>	Manager.....	Gordon MacKenzie
<b>1980</b>	Manager.....	Joe Sparks
	Pitching Coach.....	Jerry Cram
<b>1981</b>	Manager.....	Joe Sparks
	Pitching Coach.....	Jerry Cram
<b>1982</b>	Manager.....	Joe Sparks
	Pitching Coach.....	Jerry Cram
<b>1983</b>	Manager.....	Joe Sparks
	Pitching Coach.....	Jerry Cram
<b>1984</b>	Manager.....	Gene Lamont
	Pitching Coach.....	Jerry Cram
<b>1985</b>	Manager.....	Gene Lamont
	Pitching Coach.....	Rich Dubee
<b>1986</b>	Manager.....	John Boles/Frank Funk
	Pitching Coach.....	Frank Funk
<b>1987</b>	Manager.....	John Wathan/Frank Funk
	Pitching Coach.....	Frank Funk
	Hitting Coach.....	Adrian Garrett
<b>1988</b>	Manager.....	Glenn Ezell
	Hitting Coach.....	Tom Poquette
	Pitching Coach.....	Rich Dubee
<b>1989</b>	Manager.....	Sal Rende
	Hitting Coach.....	Tom Poquette
	Pitching Coach.....	Rich Dubee
<b>1990</b>	Manager.....	Sal Rende
	Hitting Coach.....	Tom Poquette
	Pitching Coach.....	Rich Dubee
<b>1991</b>	Manager.....	Sal Rende
	Hitting Coach.....	Brian Poldberg
	Pitching Coach.....	Guy Hansen
<b>1992</b>	Manager.....	Jeff Cox
	Hitting Coach.....	Bob Herold
	Pitching Coach.....	Joel Horlen

**1993**  
 Manager..... Jeff Cox  
 Hitting Coach..... Rich Dauer  
 Pitching Coach ..... Mike Alvarez

**1994**  
 Manager..... Jeff Cox  
 Hitting Coach..... Tom Poquette  
 Pitching Coach ..... Mike Alvarez

**1995**  
 Manager..... Mike Jirschele  
 Hitting Coach..... Tom Poquette  
 Pitching Coach ..... Mike Alvarez

**1996**  
 Manager..... Mike Jirschele  
 Hitting Coach..... Sixto Lezcano  
 Pitching Coach ..... Mike Alvarez

**1997**  
 Manager..... Mike Jirschele  
 Hitting Coach..... U L Washington  
 Pitching Coach ..... Mike Alvarez

**1998**  
 Manager..... Ron Johnson  
 Pitching Coach ..... Gary Lance

**1999**  
 Manager..... Ron Johnson  
 Hitting Coach..... Bob Herold  
 Pitching Coach ..... Gary Lance

**2000**  
 Manager..... John Mizerock  
 Hitting Coach..... Scott Leius  
 Pitching Coach ..... Rick Mahler

**2001**  
 Manager..... John Mizerock  
 Hitting Coach..... Tom Poquette  
 Pitching Coach ..... Rick Mahler

**2002**  
 Manager..... Bucky Dent  
 Hitting Coach..... Kevin Long  
 Pitching Coach ..... John Cumberland/Dave LaRoche

**2003**  
 Manager..... Mike Jirschele  
 Hitting Coach..... Kevin Long  
 Pitching Coach ..... Dave LaRoche

**2004**  
 Manager..... Mike Jirschele  
 Hitting Coach..... Kevin Long  
 Pitching Coach ..... Dave LaRoche

**2005**  
 Manager..... Mike Jirschele  
 Hitting Coach..... Kevin Long  
 Pitching Coach ..... Mike Brewer

**2006**  
 Manager..... Mike Jirschele  
 Hitting Coach..... Terry Bradshaw  
 Pitching Coach ..... Tom Burgmeier

**2007**  
 Manager..... Mike Jirschele  
 Hitting Coach..... Terry Bradshaw  
 Pitching Coach ..... Tom Burgmeier

**2008**  
 Manager..... Mike Jirschele  
 Hitting Coach..... Terry Bradshaw  
 Pitching Coach ..... Tom Burgmeier

**2009**  
 Manager..... Mike Jirschele  
 Hitting Coach..... Tommy Gregg  
 Pitching Coach ..... Tom Burgmeier

**2010**  
 Manager..... Mike Jirschele  
 Hitting Coach..... Tommy Gregg  
 Pitching Coach ..... Doug Henry

**2011**  
 Manager..... Mike Jirschele  
 Hitting Coach..... Tommy Gregg  
 Pitching Coach ..... Doug Henry

**2012**  
 Manager..... Mike Jirschele  
 Hitting Coach..... Tommy Gregg  
 Pitching Coach ..... Doug Henry

**2013**  
 Manager..... Mike Jirschele  
 Hitting Coach..... Tommy Gregg  
 Pitching Coach ..... Larry Carter

**2014**  
 Manager..... Brian Poldberg  
 Hitting Coach..... Tommy Gregg  
 Pitching Coach ..... Larry Carter

**2015**  
 Manager..... Brian Poldberg  
 Hitting Coach..... Tommy Gregg  
 Pitching Coach ..... Al Nipper

**2016**  
 Manager..... Brian Poldberg  
 Hitting Coach..... Tommy Gregg  
 Pitching Coach ..... Andy Hawkins

**2017**  
 Manager..... Brian Poldberg  
 Hitting Coach..... Tommy Gregg  
 Pitching Coach ..... Andy Hawkins  
 Assistant Coach..... Chris Nelson

**2018**  
 Manager..... Brian Poldberg  
 Hitting Coach..... Brian Buchanan  
 Pitching Coach ..... Andy Hawkins  
 Assistant Coach..... Andy LaRoche

**2019**  
 Manager..... Brian Poldberg  
 Hitting Coach..... Brian Buchanan  
 Pitching Coach ..... Andy Hawkins

**2021**  
 Manager..... Brian Poldberg  
 Hitting Coach..... Brian Buchanan  
 Pitching Coach ..... Dane Johnson  
 Development Coach ..... Brandon Nelson

**2022**  
 Manager..... Scott Thorman  
 Hitting Coach..... Brian Buchanan  
 Pitching Coach ..... Dane Johnson  
 Bench Coach ..... Tommy Shields  
 Assistant Hitting Coach ..... Ryan Powers

**2023**  
**Manager..... Mike Jirschele**  
**Hitting Coach..... Bijan Rademacher**  
**Pitching Coach..... Dane Johnson**  
**Bench Coach..... David Noworyta**

STORM CHASERS  
ORGANIZATION

2023 OMAHA  
STORM CHASERS

2022 SEASON  
IN REVIEW

PLAYER & COACH  
DATABASE

HISTORY &  
RECORDS

INTERNATIONAL  
LEAGUE

ROYALS  
ORGANIZATION

GENERAL  
INFORMATION

## OMAHA PLAYERS TO BECOME OMAHA MANAGER

PLAYER/MANAGER	SEASONS AS PLAYER (GAMES PLAYED)	SEASONS AS MANAGER
John Wathan	1972, 1975-1976 (146)	1987
Ron Johnson	1981-1983 (329)	1998-1999
Jeff Cox	1982-1983 (74)	1992-1994
Brian Poldberg	1983-1985 (179)	2014-2021
<b>Mike Jirschele</b>	<b>1988-1989 (22)</b>	<b>1995-1997, 2003-2013, 2023-Present</b>
Scott Thorman	2009-2010 (222)	2022



# OMAHA MLB ALUMNI

**321 players have gone on to make their MLB debuts after playing for Omaha and are considered to be an "Omaha Alum." Each is listed below, in order of their MLB debut.**

#	PLAYER	SEASON(S) WITH OMAHA	DEBUT AGE	MLB PLAYER #	DEBUT TEAM	MLB DEBUT DATE	DEBUT GAME RESULTS
1.	Dennis Paepke (C/1B/OF)	1969-70, 1972-74	24y 046d	12,841	Kansas City	6/2/1969 vs. WSA	3 AB, 0 H, 0 HR, 0 RBI, 0 SB
2.	Don O'Riley (RHP)	1969-70	24y 100d	12,857	Kansas City	6/20/1969 @ SEP	2.0IP, 0 H, 1 SO, 1 BB, 0 ER
3.	Fred Rico (3B/OF)	1969-70	25y 059d	12,889	Kansas City	9/1/1969 vs. DET	4 AB, 2 H, 0 HR, 0 RBI, 0 SB
4.	Scott Northey (OF)	1969-70	22y 322d	12,896	Kansas City	9/2/1969 vs. DET	5 AB, 1 H, 0 HR, 0 RBI, 0 SB
5.	Fran Healy (C)	1969-70	22y 362d	12,902	Kansas City	9/3/1969 vs. DET	4 AB, 2 H, 0 HR, 0 RBI, 0 SB
6.	Jerry Cram (RHP)	1969-72, 1976-81	21y 268d	12,903	Kansas City	9/3/1969 vs. DET	2.0IP, 2 H, 1 SO, 1 BB, 0 ER
7.	Al Fitzmorris (RHP)	1969, 1973	23y 171d	12,920	Kansas City	9/8/1969 @ OAK	3.0IP, 2 H, 1 SO, 0 BB, 0 ER, W
8.	Rich Severson (INF)	1969, 1972	25y 082d	12,977	Kansas City	4/10/1970 vs. CAL	3 AB, 1 H, 0 HR, 0 RBI, 0 SB
9.	Jim York (RHP)	1970	23y 025d	13,093	Kansas City	9/21/1970 @ CWS	4.2IP, 3 H, 5 SO, 1 BB, 1 ER, W
10.	Paul Splittorff (LHP)	1969-71	23y 025d	13,095	Kansas City	9/23/1970 @ CWS	7.0IP, 10 H, 8 SO, 3 BB, 3 ER, L
11.	Lance Clemons (LHP)	1970-71	24y 037d	13,165	Kansas City	8/12/1971 @ WSA	2.0IP, 1 H, 1 SO, 1 BB, 0 ER
12.	Monty Montgomery (RHP)	1970-73	25y 013d	13,200	Kansas City	9/14/1971 vs. OAK	6.0IP, 4 H, 4 SO, 0 BB, 0 ER, W
13.	Norm Angelini (LHP)	1972-73, 1975	24y 302d	13,258	Kansas City	7/22/1972 vs. BAL	1.1IP, 1 H, 1 SO, 1 BB, 1 ER, W
14.	Jim Wolford (INF/OF)	1972-73	21y 186d	13,276	Kansas City	9/1/1972 @ BOS	0 AB, 0 H, 0 HR, 0 RBI, 0 SB
15.	Steve Busby (RHP)	1972, 1978, 1980	22y 345d	13,305	Kansas City	9/8/1972 vs. MIN	9.0IP, 5 H, 7 SO, 2 BB, 2 ER, W
16.	Keith Marshall (OF)	1972-75	21y 279d	13,311	Kansas City	4/7/1973 @ CAL	1 AB, 0 H, 0 HR, 2 RBI, 0 SB
17.	Doug Bird (RHP)	1972-73	23y 055d	13,357	Kansas City	4/29/1973 @ DET	0.2IP, 0 H, 1 SO, 0 BB, 0 ER
18.	Frank White (2B/SS)	1973	22y 281d	13,368	Kansas City	6/12/1973 @ BAL	1 AB, 0 H, 0 HR, 0 RBI, 0 SB
19.	Mark Littell (RHP)	1973-75	20y 148d	13,370	Kansas City	6/14/1973 @ BAL	6.1IP, 7 H, 2 SO, 2 BB, 1 ER
20.	George Brett (3B)	1973-74	20y 079d	13,402	Kansas City	8/2/1973 @ CWS	4 AB, 1 H, 0 HR, 0 RBI, 0 SB
21.	Barry Raziano (RHP)	1973	26y 194d	13,415	Kansas City	8/18/1973 @ BOS	1.2IP, 3 H, 0 SO, 1 BB, 2 ER
22.	Tom Poquette (OF)	1973-74	21y 306d	13,423	Kansas City	9/1/1973 vs. OAK	0 AB, 0 H, 0 HR, 0 RBI, 0 SB
23.	Frank Ortenzio (1B)	1972-76	22y 197d	13,446	Kansas City	9/9/1973 vs. CAL	2 AB, 0 H, 0 HR, 0 RBI, 0 SB
24.	Dennis Leonard (RHP)	1974-75, 1982	23y 119d	13,552	Kansas City	9/4/1974 vs. CWS	2.0IP, 1 H, 0 SO, 0 BB, 0 ER
25.	Gary Martz (1B/OF)	1975-77	24y 179d	13,664	Kansas City	7/8/1975 vs. MIL	1 AB, 0 H, 0 HR, 0 RBI, 0 SB
26.	Bob McClure (LHP)	1974	23y 106d	13,680	Kansas City	8/13/1975 @ BAL	1.0IP, 0 H, 1 SO, 1 BB, 0 ER
27.	Jamie Quirk (INF/C)	1974-75	20y 317d	13,695	Kansas City	9/4/1975 @ CWS	0 AB, 0 H, 0 HR, 0 RBI, 0 SB
28.	George Throop (RHP)	1975-78	24y 287d	13,705	Kansas City	9/7/1975 @ CAL	0.2IP, 0 H, 1 SO, 0 BB, 0 ER, S
29.	John Wathan (C/OF)	1972, 1975-76	26y 235d	13,760	Kansas City	5/26/1976 @ TEX	1 AB, 0 H, 0 HR, 0 RBI, 0 SB
30.	Ruppert Jones (OF)	1975-76	21y 142d	13,781	Kansas City	8/1/1976 vs. TEX	4 AB, 1 H, 0 HR, 1 RBI, 0 SB
31.	Tom Bruno (RHP)	1974-76	23y 188d	13,782	Kansas City	8/1/1976 vs. TEX	3.2IP, 5 H, 2 SO, 1 BB, 1 ER
32.	Al Autry (RHP)	1973-75	24y 199d	13,828	Atlanta	9/14/1976 vs. HOU	5.0IP, 4 H, 3 SO, 3 BB, 3 ER, W
33.	Joe Zdebel (OF)	1976, 1978-79	23y 284d	13,847	Kansas City	4/7/1977 @ DET	4 AB, 1 H, 0 HR, 0 RBI, 0 SB
34.	Sheldon Mallory (OF)	1976	23y 268d	13,868	Oakland	4/10/1977 vs. MIN	2 AB, 0 H, 0 HR, 0 RBI, 0 SB
35.	Mark Williams (OF)	1974-75	23y 296d	13,893	Oakland	5/20/1977 vs. SEA	1 AB, 0 H, 0 HR, 0 RBI, 0 SB
36.	Steve Staggs (2B)	1975-76	26y 056d	13,909	Toronto	7/1/1977 vs. TEX	5 AB, 2 H, 1 HR, 2 RBI, 0 SB
37.	U.L. Washington (SS/2B)	1975-77	23y 314d	13,957	Kansas City	9/6/1977 @ SEA	0 AB, 0 H, 0 HR, 0 RBI, 0 SB
38.	Randy McGilberry (RHP)	1977-80	23y 312d	13,958	Kansas City	9/6/1977 @ SEA	2.0IP, 2 H, 0 SO, 0 BB, 0 ER
39.	Clint Hurdle (INF/OF)	1977, 79	20y 050d	13,994	Kansas City	9/18/1977 vs. SEA	3 AB, 1 H, 1 HR, 2 RBI, 0 SB
40.	Gary Lance (RHP)	1975-78	29y 007d	14,002	Kansas City	9/28/1977 @ OAK	9.0IP, 2 H, 0 SO, 2 BB, 1 ER, L
41.	Rich Gale (RHP)	1977-78	24y 101d	14,035	Kansas City	4/30/1978 vs. MIL	7.0IP, 6 H, 4 SO, 1 BB, 0 ER, W
42.	Luis Silverio (OF)	1978, 1980, 1982	21y 321d	14,119	Kansas City	9/9/1978 @ CAL	0 AB, 0 H, 0 HR, 0 RBI, 0 SB
43.	Dave Cripe (3B)	1976-79	27y 156d	14,123	Kansas City	9/10/1978 @ CAL	1 AB, 1 H, 0 HR, 1 RBI, 0 SB
44.	Jim Gaudet (C)	1978-81	23y 099d	14,124	Kansas City	9/10/1978 @ CAL	1 AB, 0 H, 0 HR, 0 RBI, 0 SB
45.	Charlie Beamon (1B/OF)	1977	24y 281d	14,129	Seattle	9/11/1978 vs. MIL	1 AB, 0 H, 0 HR, 0 RBI, 0 SB
46.	Bill Paschall (RHP)	1978-81	24y 151d	14,138	Kansas City	9/20/1978 vs. MIL	7.0IP, 6 H, 4 SO, 0 BB, 3 ER, L
47.	Renie Martin (RHP)	1978-79	23y 252d	14,180	Kansas City	5/9/1979 @ TEX	1.1IP, 2 H, 0 SO, 0 BB, 1 ER, SV
48.	Dan Quisenberry (RHP)	1979	26y 151d	14,205	Kansas City	7/8/1979 vs. CWS	2.2IP, 2 H, 0 SO, 0 BB, 0 ER
49.	Gary Christenson (LHP)	1978-81	26y 119d	14,232	Kansas City	9/1/1979 @ NYY	2.0IP, 4 H, 2 SO, 1 BB, 3 ER
50.	Germán Barranca (INF)	1978-80	22y 318d	14,233	Kansas City	9/2/1979 @ NYY	1 AB, 0 H, 0 HR, 0 RBI, 1 SB
51.	Craig Eaton (RHP)	1978-79	24y 363d	14,239	Kansas City	9/5/1979 @ MIN	1.0IP, 0 H, 1 SO, 0 BB, 0 ER
52.	Bob Detherage (OF)	1978-81	25y 204d	14,283	Kansas City	9/4/1979 vs. DET	3 AB, 1 H, 0 HR, 1 RBI, 0 SB
53.	Jeff Twitty (LHP)	1980-81	22y 238d	14,331	Kansas City	7/5/1980 vs. SEA	2.1IP, 3 H, 1 SO, 0 BB, 1 ER, W
54.	Onix Concepción (INF)	1980-81, 1986	22y 330d	14,357	Kansas City	8/30/1980 vs. TEX	0 AB, 0 H, 0 HR, 0 RBI, 0 SB
55.	Manny Castillo (INF)	1980-81	23y 153d	14,366	Kansas City	9/1/1980 vs. MIL	0 AB, 0 H, 0 HR, 0 RBI, 0 SB
56.	Ken Phelps (1B)	1979-81	26y 045d	14,410	Kansas City	9/20/1980 vs. OAK	1 AB, 0 H, 0 HR, 0 RBI, 0 SB
57.	Danny Garcia (1B/OF)	1980-81	26y 362d	14,451	Kansas City	4/26/1981 @ MIL	1 AB, 0 H, 0 HR, 0 RBI, 0 SB
58.	Darryl Motley (OF)	1981-82, 1986	21y 201d	14,472	Kansas City	8/10/1981 @ BAL	3 AB, 1 H, 0 HR, 0 RBI, 0 SB
59.	Atlee Hammaker (LHP)	1981	23y 201d	14,479	Kansas City	8/13/1981 @ BAL	4.0IP, 4 H, 2 SO, 0 BB, 0 ER
60.	Pat Sheridan (OF)	1981-83, 1985	23y 025d	14,549	Kansas City	9/16/1981 @ CAL	0 AB, 0 H, 0 HR, 0 RBI, 0 SB
61.	Tim Ireland (INF)	1978-82	28y 190d	14,553	Kansas City	9/20/1981 @ SEA	0 AB, 0 H, 0 HR, 0 RBI, 0 SB
62.	Jeff Schattinger (RHP)	1980-81	25y 331d	14,555	Kansas City	9/21/1981 vs. MIN	3.0IP, 2 H, 1 SO, 1 BB, 0 ER
63.	Greg Keatley (C)	1981-82	28y 015d	14,561	Kansas City	9/27/1981 vs. SEA	0 AB, 0 H, 0 HR, 0 RBI, 0 SB
64.	Kelly Heath (INF)	1980, 1981-83	24y 228d	14,585	Kansas City	4/20/1982 @ DET	1 AB, 0 H, 0 HR, 0 RBI, 0 SB

#	PLAYER	SEASON(S) WITH OMAHA	DEBUT AGE	MLB PLAYER #	DEBUT TEAM	MLB DEBUT DATE	DEBUT GAME RESULTS
65.	Bill Laskey (RHP)	1980-81, 1989	24y 124d	14,886	San Francisco	4/23/1982 vs. LAD	0.2 IP, 1 H, 0 SO, 1 BB, 0 ER
66.	Keith Creel (RHP)	1981-84	23y 110d	14,604	Kansas City	5/25/1982 @ CWS	5.2 IP, 5 H, 1 SO, 4 BB, 4 ER, W
67.	Steve Hammond (OF)	1982-84	25y 050d	14,620	Kansas City	6/28/1982 vs. OAK	3 AB, 2 H, 0 HR, 0 RBI, 0 SB
68.	Don Jackson (C)	1981-82	23y 298d	14,624	Kansas City	7/6/1982 vs. BOS	5 AB, 2 H, 0 HR, 0 RBI, 0 SB
69.	Derek Botelho (RHP)	1982-83, 1987	25y 350d	14,631	Kansas City	7/18/1982 @ BOS	7.0 IP, 3 H, 3 SO, 1 BB, 0 ER, W
70.	Brad Wellman (INF)	1982	23y 018d	14,659	San Francisco	9/4/1982 vs. STL	1 AB, 0 H, 0 HR, 0 RBI, 0 SB
71.	Mark Ryal (OF/1B)	1981-84	22y 010d	14,672	Kansas City	9/7/1982 @ SEA	3 AB, 1 H, 0 HR, 0 RBI, 0 SB
72.	Ron Johnson (1B)	1981-83	26y 173d	14,682	Kansas City	9/12/1982 vs. MIN	0 AB, 0 H, 0 HR, 0 RBI, 0 SB
73.	Buddy Biancalana (INF)	1982-84, 1988	22y 222d	14,683	Kansas City	9/12/1982 vs. MIN	0 AB, 0 H, 0 HR, 0 RBI, 0 SB
74.	Cliff Pastornicky (INF)	1983-84	24y 208d	14,755	Kansas City	6/14/1983 @ MIN	4 AB, 0 H, 0 HR, 0 RBI, 0 SB
75.	Frank Willis (RHP)	1982-84	24y 278d	14,783	Kansas City	7/31/1983 @ DET	4.0 IP, 3 H, 6 SO, 5 BB, 1 ER
76.	Mark Huisman (RHP)	1983-85, 1991-92	25y 097d	14,795	Kansas City	8/16/1983 vs. DET	1.1 IP, 1 H, 1 SO, 0 BB, 0 ER, W
77.	Butch (Wallace) Davis (OF)	1983-85	25y 065d	14,799	Kansas City	8/23/1983 vs. CWS	4 AB, 1 H, 0 HR, 1 RBI, 0 SB
78.	Danny Jackson (LHP)	1983-84	21y 249d	14,843	Kansas City	9/1/1983 @ MIN	3.0 IP, 1 H, 5 SO, 1 BB, 0 ER, W
79.	Jim Scantlon (INF)	1984-86	24y 153d	14,964	Kansas City	9/5/1984 vs. MIN	0 AB, 0 H, 0 HR, 0 RBI, 0 SB
80.	Dave Leeper (OF)	1983-85	24y 316d	14,976	Kansas City	9/10/1984 @ MIN	1 AB, 0 H, 0 HR, 0 RBI, 0 SB
81.	Bob Hegman (INF)	1983, 1985-86	27y 163d	15,070	Kansas City	8/8/1985 vs. DET	0 AB, 0 H, 0 HR, 0 RBI, 0 SB
82.	Tony Ferreira (LHP)	1984-85, 1990	22y 348d	15,116	Kansas City	9/17/1985 vs. SEA	2.0 IP, 0 H, 1 SO, 1 BB, 0 ER
83.	Scott Bankhead (RHP)	1986	22y 010d	15,167	Kansas City	5/25/1986 vs. CWS	4.0 IP, 2 H, 5 SO, 1 BB, 0 ER, W
84.	David Cone (RHP)	1985-86	23y 157d	15,182	Kansas City	6/8/1986 vs. MIN	1.0 IP, 3 H, 0 SO, 0 BB, 1 ER
85.	Mike Brewer (OF)	1982-84, 1986	26y 230d	15,184	Kansas City	6/11/1986 vs. SEA	3 AB, 0 H, 0 HR, 0 RBI, 0 SB
86.	Mike Kingery (OF)	1985-86, 1993	25y 100d	15,199	Kansas City	7/7/1986 vs. BAL	4 AB, 2 H, 0 HR, 0 RBI, 0 SB
87.	John Morris (OF)	1984-85	25y 163d	15,216	St. Louis	8/5/1986 vs. PHI	2 AB, 0 H, 0 HR, 0 RBI, 0 SB
88.	Kevin Seitzer (INF)	1986	24y 161d	15,240	Kansas City	9/3/1986 vs. CWS	5 AB, 2 H, 0 HR, 1 RBI, 0 SB
89.	Rondin Johnson (INF)	1984-88	27y 261d	15,244	Kansas City	9/3/1986 vs. CWS	3 AB, 2 H, 0 HR, 0 RBI, 0 SB
90.	Bill Pecota (INF)	1985-87, 1988-90	26y 215d	15,279	Kansas City	9/19/1986 @ SEA	1 AB, 0 H, 0 HR, 0 RBI, 0 SB
91.	Mike Macfarlane (C)	1987-88	23y 102d	15,369	Kansas City	7/23/1987 @ BAL	0 AB, 0 H, 0 HR, 0 RBI, 0 SB
92.	John Davis (RHP)	1986	24y 200d	15,370	Kansas City	7/24/1987 @ BAL	1.0 IP, 0 H, 0 SO, 2 BB, 0 ER
93.	Gary Thurman (OF)	1986-90	22y 291d	15,388	Kansas City	8/30/1987 @ CWS	4 AB, 1 H, 0 HR, 0 RBI, 1 SB
94.	Israel Sánchez (LHP)	1986-88	24y 322d	15,500	Kansas City	7/7/1988 vs. MIL	1.0 IP, 2 H, 0 SO, 0 BB, 2 ER
95.	Van Snider (OF)	1986-87	25y 022d	15,530	Cincinnati	9/2/1988 @ CHC	1 AB, 0 H, 0 HR, 0 RBI, 0 SB
96.	Luis de los Santos (1B/3B)	1987-90	21y 253d	15,555	Kansas City	9/7/1988 vs. CAL	3 AB, 0 H, 0 HR, 0 RBI, 0 SB
97.	Tom Gordon (RHP)	1986-88	20y 295d	15,558	Kansas City	9/8/1988 vs. OAK	2.0 IP, 0 H, 2 SO, 0 BB, 0 ER
98.	Jose de Jesus (RHP)	1988-89, 1994-95	23y 247d	15,561	Kansas City	9/9/1988 vs. OAK	2.0 IP, 4 H, 1 SO, 3 BB, 5 ER, L
99.	Matt Winters (OF)	1987, 1989	29y 073d	15,619	Kansas City	5/30/1989 vs. MIN	1 AB, 1 H, 0 HR, 0 RBI, 0 SB
100.	Kevin Appier (RHP)	1989-90, 1998, 2004	21y 180d	15,625	Kansas City	6/4/1989 @ CAL	5.1 IP, 8 H, 3 SO, 4 BB, 4 ER, L
101.	Rick Luecken (RHP)	1988-89	28y 203d	15,629	Kansas City	6/6/1989 @ SEA	2.0 IP, 2 H, 1 SO, 1 BB, 0 ER
102.	Jerry Schulz (OF)	1986-90	28y 092d	15,694	Kansas City	9/2/1989 @ TEX	1 AB, 1 H, 0 HR, 0 RBI, 0 SB
103.	Trey Shumpert (2B/LF)	1989-90, 1992-93	23y 258d	15,761	Kansas City	5/1/1990 vs. MIL	3 AB, 1 H, 0 HR, 0 RBI, 0 SB
104.	Mel Stottlemire Jr. (RHP)	1989-90	26y 201d	15,801	Kansas City	7/17/1990 @ NYY	1.0 IP, 2 H, 0 SO, 1 BB, 3 ER
105.	Luis Encarnación (RHP)	1989-91	26y 280d	15,808	Kansas City	8/11/1990 vs. BAL	3.0 IP, 1 H, 3 SO, 0 BB, 7 ER
106.	Jim Campbell (LHP)	1990, 1992-93	24y 094d	15,836	Kansas City	8/21/1990 vs. MIN	4.2 IP, 10 H, 1 SO, 0 BB, 1 ER
107.	Dar Smith (RHP)	1990-91	30y 051d	15,890	Kansas City	9/18/1990 @ MIN	0.2 IP, 0 H, 0 SO, 0 BB, 0 ER
108.	José Escobar (INF)	1989	30y 165d	15,913	Cleveland	4/13/1991 @ BOS	0 AB, 0 H, 0 HR, 0 RBI, 0 SB
109.	Mike Magnante (LHP)	1990-91, 1993, 1995-96	25y 309d	15,922	Kansas City	4/22/1991 @ CLE	3.0 IP, 4 H, 2 SO, 2 BB, 2 ER
110.	Chito Martínez (OF)	1987, 1990	25y 198d	15,980	Baltimore	7/5/1991 @ NYY	5 AB, 1 H, 0 HR, 0 RBI, 0 SB
111.	Tim Spehr (C)	1990-92	25y 016d	15,987	Kansas City	7/18/1991 vs. BAL	2 AB, 0 H, 0 HR, 1 RBI, 0 SB
112.	Harvey Pulliam (OF)	1989-93	23y 294d	16,014	Kansas City	8/10/1991 vs. CLE	2 AB, 1 H, 0 HR, 0 RBI, 0 SB
113.	Joel Johnston (RHP)	1990-92	24y 181d	16,045	Kansas City	9/5/1991 @ CWS	3.0 IP, 2 H, 4 SO, 0 BB, 0 ER
114.	Bobby Moore (OF)	1991	25y 313d	16,047	Kansas City	9/5/1991 @ CWS	1 AB, 0 H, 0 HR, 0 RBI, 0 SB
115.	Stu Cole (2B/SS)	1991-92	25y 210d	16,049	Kansas City	9/5/1991 @ CWS	1 AB, 0 H, 0 HR, 0 RBI, 0 SB
116.	Jorge Pedre (C/1B)	1991	24y 330d	16,056	Kansas City	9/7/1991 @ BAL	2 AB, 0 H, 0 HR, 0 RBI, 0 SB
117.	Jacob Brumfield (OF)	1990-91	26y 315d	16,095	Cincinnati	4/6/1992 vs. SDP	0 AB, 0 H, 0 HR, 0 RBI, 0 SB
118.	Victor Cole (RHP)	1991	24y 135d	16,145	Pittsburgh	6/6/1992 vs. NYM	1.1 IP, 3 H, 0 SO, 4 BB, 4 ER
119.	Kevin Koslowski (OF)	1991-94	25y 278d	16,155	Kansas City	6/28/1992 @ BAL	5 AB, 3 H, 0 HR, 1 RBI, 0 SB
120.	Steve Shifflett (RHP)	1992-94	26y 180d	16,157	Kansas City	7/3/1992 vs. MIL	0.1 IP, 0 H, 0 SO, 0 BB, 0 ER
121.	Dennis Moeller (LHP)	1990-92, 1994	24y 317d	16,185	Kansas City	7/28/1992 @ TOR	4.1 IP, 4 H, 0 SO, 2 BB, 3 ER, L
122.	Phil Hiatt (INF/OF)	1992-95	23y 341d	16,265	Kansas City	4/7/1993 @ BOS	2 AB, 0 H, 0 HR, 0 RBI, 0 SB
123.	Enrique Burgos (LHP)	1993-94	27y 281d	16,364	Kansas City	7/15/1993 @ TOR	0.0 IP, 1 H, 0 SO, 0 BB, 2 ER, L
124.	Bob Hamelin (1B)	1990-93, 1995-96	25y 287d	16,440	Kansas City	9/12/1993 vs. NYY	1 AB, 0 H, 0 HR, 0 RBI, 0 SB
125.	Michael Tucker (OF)	1994-95	23y 305d	16,577	Kansas City	4/26/1995 vs. BAL	3 AB, 1 H, 0 HR, 0 RBI, 0 SB
126.	Les Norman (1B)	1994-99	25y 018d	16,621	Kansas City	4/29/1995 vs. NYY	1 AB, 0 H, 0 HR, 0 RBI, 0 SB
127.	Joe Vitiello (3B/2B)	1994-96	25y 133d	16,632	Kansas City	4/30/1995 vs. NYY	3 AB, 0 H, 0 HR, 0 RBI, 0 SB
128.	Joe Randa (INF/OF)	1995-97	22y 120d	16,667	Kansas City	5/19/1995 vs. OAK	0 AB, 0 H, 0 HR, 0 RBI, 0 SB
129.	Chris Stynes (RHP)	1995-97	21y 050d	16,673	Kansas City	5/23/1995 @ TOR	3.1 IP, 7 H, 0 SO, 1 BB, 5 ER
130.	Jim Pittsley (OF)	1994-96, 1999-2000	26y 093d	16,677	Kansas City	5/29/1995 vs. TEX	1 AB, 0 H, 0 HR, 0 RBI, 0 SB
131.	Edgar Caceres (INF)	1994-95	31y 002d	16,689	Kansas City	6/8/1995 @ TEX	1 AB, 1 H, 0 HR, 0 RBI, 0 SB
132.	Brent Cookson (OF)	1995	25y 339d	16,756	Kansas City	8/12/1995 vs. SEA	2 AB, 1 H, 0 HR, 2 RBI, 0 SB
133.	Dwayne Hosey (OF)	1994-95	28y 174d	16,766	Boston	9/1/1995 vs. CLE	0 AB, 0 H, 0 HR, 0 RBI, 0 SB
134.	Rick Huisman (RHP)	1995-97	26y 110d	16,782	Kansas City	9/4/1995 vs. TOR	2.0 IP, 2 H, 3 SO, 0 BB, 1 ER
135.	Rodney Myers (RHP)	1995	26y 282d	16,827	Chicago (NL)	4/3/1996 vs. CHC	2.0 IP, 2 H, 1 SO, 0 BB, 0 ER

STORM CHASERS ORGANIZATION

2023 OMAHA STORM CHASERS

2022 SEASON IN REVIEW

PLAYER & COACH DATABASE

HISTORY & RECORDS

INTERNATIONAL LEAGUE

ROYALS ORGANIZATION

GENERAL INFORMATION

#	PLAYER	SEASON(S) WITH OMAHA	DEBUT DATE	MLB PLAYER #	DEBUT TEAM	MLB DEBUT DATE	DEBUT GAME RESULTS
136.	Jose Rosado (LHP)	1996	21/21 61d	16,901	Kansas City	6/12/1996 vs. CAL	6.0 IP, 4 H, 5 SO, 4 BB, 2 ER
137.	Brian Bevil (RHP)	1995-98	24/2 286d	16,906	Kansas City	6/17/1996 @ MIL	3.0 IP, 3 H, 2 SO, 3 BB, 3 ER
138.	Rod Myers (OF)	1996-98	23/1 159d	16,907	Kansas City	6/21/1996 @ BAL	1 AB, 0 H, 0 HR, 0 RBI, 0 SB
139.	Jaime Bluma (RHP)	1995-96, 1998-2000	24/ 083d	16,947	Kansas City	8/9/1996 @ CAL	1.0 IP, 3 H, 0 SO, 0 BB, 1 ER
140.	Mike Fyhrrie (RHP)	1994-95, 2003	26/2 280d	17,000	New York (NL)	9/14/1996 vs. ATL	2.0 IP, 2 H, 0 SO, 1 BB, 1 ER
141.	Shane Halter (LHP)	1996-99	22/1 150d	17,033	Kansas City	4/6/1997 @ MIN	8.0 IP, 4 H, 4 SO, 1 BB, 0 ER, W
142.	Glendon Rusch (INF)	1995-98	27/1 149d	17,036	Kansas City	4/6/1997 @ MIN	1 AB, 0 H, 0 HR, 0 RBI, 0 SB
143.	Allen McDill (LHP)	1996-98	25/2 265d	17,059	Kansas City	5/15/1997 vs. DET	1.1 IP, 2 H, 1 SO, 2 BB, 3 ER
144.	Ryan Long (OF)	1997-98	24/1 163d	17,108	Kansas City	7/16/1997 @ OAK	0 AB, 0 H, 0 HR, 0 RBI, 0 SB
145.	Jed Hansen (INF)	1996-99, 2001-04	24/ 344d	17,121	Kansas City	7/29/1997 vs. MIN	1 AB, 0 H, 0 HR, 0 RBI, 0 SB
146.	Larry Sutton (OF/1B)	1997, 1999	27/1 095d	17,135	Kansas City	8/17/1997 @ DET	4 AB, 0 H, 0 HR, 0 RBI, 0 SB
147.	Félix Martínez (SS/2B)	1996-99	23/1 108d	17,157	Kansas City	9/3/1997 @ CIN	1 AB, 0 H, 0 HR, 0 RBI, 0 SB
148.	Dan Rohrmeier (1B)	1992-93	31/1 341d	17,157	Seattle	9/3/1997 vs. SD	1 AB, 0 H, 0 HR, 0 RBI, 0 SB
149.	Andy Stewart (C)	1995-98	26/2 275d	17,166	Kansas City	9/6/1997 vs. OAK	0 AB, 0 H, 0 HR, 0 RBI, 0 SB
150.	Mendy López (INF)	1997-99, 2004	24/1 231d	17,271	Kansas City	6/3/1998 vs. CWS	0 AB, 0 H, 0 HR, 0 RBI, 0 SB
151.	Bart Evans (RHP)	1998	27/1 168d	17,281	Kansas City	6/16/1998 @ CLE	1.0 IP, 0 H, 0 SO, 0 BB, 0 ER
152.	Ramon Martínez (INF)	1996	25/1 253d	17,284	San Francisco	6/20/1998 vs. SD	3 AB, 3 H, 0 HR, 0 RBI, 0 SB
153.	Tim Byrdak (LHP)	1998-2000	24/2 280d	17,320	Kansas City	8/7/1998 @ NYY	0.2 IP, 1 H, 0 SO, 0 BB, 0 ER
154.	Jeremy Giambi (OF/1B)	1998-99	23/1 336d	17,338	Kansas City	9/1/1988 vs. TOR	2 AB, 0 H, 0 HR, 0 RBI, 0 SB
155.	Chris Hatcher (OF)	1997-98, 2002	29/1 242d	17,350	Kansas City	9/6/1998 @ ANA	2 AB, 0 H, 0 HR, 0 RBI, 0 SB
156.	Héctor Ortiz (C)	1997-98, 2000-02	28/1 335d	17,376	Kansas City	9/14/1998 vs. OAK	0 AB, 0 H, 0 HR, 0 RBI, 0 SB
157.	Orber Moreno (RHP)	1999, 2001	22/1 028d	17,471	Kansas City	5/25/1999 @ OAK	1.0 IP, 0 H, 0 SO, 0 BB, 0 ER
158.	Ken Ray (RHP)	1997, 1999, 2007	24/1 225d	17,514	Kansas City	7/10/1999 vs. HOU	1.0 IP, 1 H, 0 SO, 0 BB, 0 ER
159.	Dan Reichert (RHP)	1998-99, 2001-02	23/1 004d	17,517	Kansas City	7/16/1999 @ MIL	1.2 IP, 1 H, 1 SO, 0 BB, 7 ER
160.	Mark Quinn (OF)	1999-2002	25/1 116d	17,597	Kansas City	9/14/1999 vs. ANA	4 AB, 3 H, 2 HR, 4 RBI, 0 SB
161.	Steve Sisco (INF/OF)	1995, 1997-98	30/1 156d	17,653	Atlanta	5/6/2000 vs. PHI	1 AB, 0 H, 0 HR, 0 RBI, 0 SB
162.	Jeff D'Amico (RHP)	1999-2001	25/1 207d	17,680	Kansas City	6/3/2000 @ PIT	1.0 IP, 0 H, 1 SO, 1 BB, 0 ER
163.	Kris Wilson (RHP)	1999, 2001, 2003-04	23/1 357d	17,736	Kansas City	7/28/2000 vs. TB	2.0 IP, 2 H, 1 SO, 2 BB, 0 ER
164.	Scott Mullen (LHP)	1999-2003	25/1 227d	17,763	Kansas City	8/31/2000 @ TB	0.1 IP, 0 H, 0 SO, 0 BB, 0 ER
165.	Jeff Austin (RHP)	2000-02	24/1 250d	17,914	Kansas City	6/26/2001 vs. DET	1.0 IP, 0 H, 2 SO, 0 BB, 0 ER
166.	Chris George (LHP)	2000-05	21/1 313d	17,932	Kansas City	7/26/2001 @ SEA	5.0 IP, 6 H, 2 SO, 2 BB, 3 ER, L
167.	Mike MacDougal (RHP)	2001-02, 2004, 2006	24/1 201d	18,006	Kansas City	9/22/2001 @ CWS	4.1 IP, 6 H, 1 SO, 1 BB, 3 ER
168.	Corey Thurman (RHP)	2001	23/1 151d	18,029	Toronto	4/5/2002 vs. MIN	1.2 IP, 2 H, 1 SO, 0 BB, 0 ER
169.	Nate Field (RHP)	2002-03, 2005	26/1 122d	18,045	Kansas City	4/12/2002 @ CLE	0.1 IP, 1 H, 0 SO, 0 BB, 0 ER
170.	Juan Brito (C)	1999-2000, 2002-03	22/1 177d	18,065	Kansas City	5/3/2002 @ BAL	3 AB, 1 H, 0 HR, 0 RBI, 0 SB
171.	Shawn Sedlacek (RHP)	2001-03	24/1 354d	18,103	Kansas City	6/18/2002 @ MON	5.2 IP, 2 H, 4 SO, 1 BB, 2 ER
172.	Aaron Guiel (OF/1B)	2000-06	29/1 260d	18,106	Kansas City	6/22/2002 @ NYM	1 AB, 0 H, 0 HR, 0 RBI, 0 SB
173.	Ryan Bukvich (RHP)	2002-04	24/1 060d	18,115	Kansas City	7/12/2002 vs. NYA	1.2 IP, 0 H, 1 SO, 0 BB, 0 ER
174.	Kit Pellow (OF/1B)	1998-2002	28/1 351d	18,145	Kansas City	8/22/2002 vs. ANA	4 AB, 0 H, 0 HR, 0 RBI, 0 SB
175.	Dusty Wathan (C)	2002	29/1 033d	18,215	Kansas City	9/24/2002 vs. DET	1 AB, 1 H, 0 HR, 1 RBI, 0 SB
176.	Rontrez Johnson (OF)	2002	26/1 113d	18,218	Kansas City	3/31/2003 vs. CWS	0 AB, 0 H, 0 HR, 0 RBI, 0 SB
177.	Kiko Calero (RHP)	2002	28/1 083d	18,231	St. Louis	4/2/2003 vs. MIL	0.2 IP, 2 H, 1 SO, 1 BB, 0 ER
178.	Kyle Snyder (RHP)	2003, 2005-06	25/1 234d	18,262	Kansas City	5/1/2003 @ BOS	5.0 IP, 5 H, 1 SO, 2 BB, 1 ER
179.	Jason Gilfillan (RHP)	2000, 2002-03	26/1 258d	18,271	Kansas City	5/16/2003 vs. TOR	1.0 IP, 5 H, 2 SO, 1 BB, 4 ER
180.	Carlos Méndez (1B)	1998-99	28/1 338d	18,274	Baltimore	5/22/2003 @ ANA	2 AB, 1 H, 0 HR, 0 RBI, 0 SB
181.	Les Walrond (LHP)	2003-04	26/1 213d	18,288	Kansas City	6/8/2003 @ COL	2.0 IP, 2 H, 3 SO, 1 BB, 1 ER
182.	Álex Prieto (INF)	2000-01, 2005-06	27/1 037d	18,330	Minnesota	7/26/2003 @ CLE	1 AB, 0 H, 0 HR, 0 RBI, 0 SB
183.	David DeJesus (OF)	2003-04, 2006	23/1 256d	18,368	Kansas City	9/2/2003 @ TEX	0 AB, 0 H, 0 HR, 0 RBI, 0 SB
184.	Justin Huisman (RHP)	2004-06	25/1 009d	18,432	Kansas City	4/25/2004 vs. MIN	1.0 IP, 1 H, 0 SO, 0 BB, 0 ER
185.	Zack Greinke (RHP)	2004, 2022	20/1 214d	18,457	Kansas City	5/22/2004 @ OAK	5.0 IP, 5 H, 1 SO, 1 BB, 2 ER
186.	Byron Gettis (OF)	2004	24/1 075d	18,464	Kansas City	5/27/2004 vs. DET	3 AB, 0 H, 0 HR, 0 RBI, 0 SB
187.	Mike Tonis (C)	2000	25/1 132d	18,482	Kansas City	6/20/2004 @ PHI	3 AB, 0 H, 0 HR, 0 RBI, 0 SB
188.	Jimmy Serrano (RHP)	2003-04	28/1 090d	18,528	Kansas City	8/7/2004 vs. ANA	4.2 IP, 7 H, 3 SO, 3 BB, 4 ER
189.	Paul Phillips (C/1B)	2004-07	27/1 147d	18,581	Kansas City	9/9/2004 @ DET	2 AB, 1 H, 0 HR, 0 RBI, 0 SB
190.	Mark Teahen (INF/OF)	2004-06	23/1 210d	18,608	Kansas City	4/4/2005 @ DET	4 AB, 0 H, 0 HR, 0 RBI, 0 SB
191.	Joe Dillon (INF/OF)	2000	29/1 289d	18,658	Florida	5/18/2005 @ LAD	4 AB, 1 H, 0 HR, 0 RBI, 0 SB
192.	Steve Stearns (RHP)	2005	28/1 006d	18,667	Kansas City	5/26/2005 @ TEX	3.0 IP, 0 H, 3 SO, 0 BB, 0 ER
193.	Rick Short (INF)	2004	32/1 186d	18,689	Washington	6/10/2005 vs. SEA	1 AB, 1 H, 0 HR, 1 RBI, 0 SB
194.	J.P. Howell (LHP)	2005-06	22/1 047d	18,692	Kansas City	6/11/2005 @ AZ	5.0 IP, 4 H, 8 SO, 2 BB, 1 ER, W
195.	Kevin Hooper (2B/SS)	2004	28/1 214d	18,722	Detroit	7/9/2005 @ TB	1 AB, 0 H, 0 HR, 0 RBI, 0 SB
196.	Steve Andrade (RHP)	2006	28/1 084d	18,860	Kansas City	5/1/2006 @ DET	1.1 IP, 0 H, 1 SO, 0 BB, 0 ER
197.	Santiago Ramírez (RHP)	2005	27/1 282d	18,886	Washington	5/24/2006 vs. HOU	1.0 IP, 0 H, 1 SO, 1 BB, 0 ER
198.	Bobby Keppel (RHP)	2006	23/1 348d	18,888	Kansas City	5/25/2006 vs. DET	3.1 IP, 2 H, 4 SO, 1 BB, 1 ER
199.	Chad Santos (1B)	2005	25/1 079d	18,935	San Francisco	7/16/2006 vs. PHI	1 AB, 1 H, 0 HR, 0 RBI, 0 SB
200.	Ryan Braun (RHP)	2006-07	26/1 035d	18,988	Kansas City	9/2/2006 vs. CWS	1.0 IP, 1 H, 0 SO, 0 BB, 0 ER
201.	José Díaz (RHP)	2006	26/1 146d	19,000	Kansas City	9/6/2006 vs. NYY	1.0 IP, 3 H, 1 SO, 2 BB, 3 ER
202.	Ned Musser (LHP)	2006-08	26/1 239d	19,068	Kansas City	4/21/2007 vs. MIN	0.1 IP, 2 H, 0 SO, 0 BB, 0 ER
203.	Billy Butler (1B)	2007-08	21/1 013d	19,081	Kansas City	5/1/2007 vs. LAA	4 AB, 2 H, 0 HR, 0 RBI, 0 SB
204.	Billy Buckner (RHP)	2007	23/1 363d	19,187	Kansas City	8/25/2007 vs. CLE	5.0 IP, 7 H, 1 SO, 2 BB, 1 ER
205.	Luke Hochevar (RHP)	2007-10, 2015	23/1 358d	19,226	Kansas City	9/8/2007 vs. NYY	3.0 IP, 3 H, 1 SO, 1 BB, 0 ER
206.	Brian Bass (RHP)	2006	26/1 086d	19,259	Minnesota	4/1/2008 vs. LAA	1.1 IP, 3 H, 0 SO, 1 BB, 1 ER



#	PLAYER	SEASON(S) WITH OMAHA	DEBUT AGE	MLB PLAYER #	DEBUT TEAM	MLB DEBUT DATE	DEBUT GAME RESULTS
207.	Matt Tupman (C)	2006-09	28y 175d	19,320	Kansas City	5/18/2008 @ FLA	1 AB, 1 H, 0 HR, 0 RBI, 0 SB
208.	Mike Avilés (INF)	2006-08, 2010-11	27y 077d	19,332	Kansas City	5/29/2008 vs. MIN	3 AB, 0 H, 0 HR, 0 RBI, 0 SB
209.	Carlos Rosa (RHP)	2008-10	23y 267d	19,348	Kansas City	6/14/2008 @ AZ	1.0 IP, 0 H, 1 SO, 0 BB, 0 ER
210.	Kila Ka'aihue (1B)	2008-11	24y 159d	19,450	Kansas City	9/4/2008 vs. OAK	0 AB, 0 H, 0 HR, 0 RBI, 0 SB
211.	Devon Lowery (RHP)	2008, 2010	25y 165d	19,454	Kansas City	9/5/2008 vs. CLE	1.0 IP, 0 H, 2 SO, 1 BB, 0 ER
212.	Jorge Padilla (OF)	2007	29y 359d	19,624	Washington	8/5/2009 vs. FLA	1 AB, 0 H, 0 HR, 0 RBI, 0 SB
213.	Dusty Hughes (LHP)	2008-09	27y 069d	19,656	Kansas City	9/6/2009 vs. LAA	4.1 IP, 1 H, 5 SO, 2 BB, 0 ER
214.	Victor Martí (RHP)	2009-10	28y 302d	19,657	Kansas City	9/6/2009 vs. LAA	1.0 IP, 1 H, 1 SO, 1 BB, 0 ER
215.	Blake Wood (RHP)	2010-11, 2014	24y 277d	19,738	Kansas City	5/12/2010 vs. CLE	1.0 IP, 1 H, 0 SO, 0 BB, 0 ER
216.	Greg Holland (RHP)	2009-11	24y 255d	19,806	Kansas City	8/2/2010 @ OAK	1.0 IP, 2 H, 0 SO, 2 BB, 1 ER
217.	Lucas May (C)	2010-11	25y 315d	19,843	Kansas City	9/4/2010 vs. DET	3 AB, 0 H, 0 HR, 0 RBI, 0 SB
218.	Jarrod Jayson (OF)	2010-13, 2016	26y 023d	19,856	Kansas City	9/7/2010 @ MIN	0 AB, 0 H, 0 HR, 0 RBI, 0 SB
219.	Tim Collins (LHP)	2010, 2014	21y 222d	19,890	Kansas City	3/31/2011 vs. LAA	1.0 IP, 1 H, 1 SO, 1 BB, 0 ER
220.	Louis Coleman (RHP)	2010-15	25y 017d	19,922	Kansas City	4/21/2011 vs. CLE	2.0 IP, 2 H, 1 SO, 1 BB, 0 ER
221.	Eric Hosmer (1B)	2011, 2014	21y 194d	19,935	Kansas City	5/6/2011 vs. OAK	2 AB, 0 H, 0 HR, 0 RBI, 1 SB
222.	Everett Teaford (LHP)	2010-13	27y 002d	19,944	Kansas City	5/17/2011 vs. CLE	1.1 IP, 2 H, 0 SO, 1 BB, 1 ER
223.	Danny Duffy (LHP)	2011, 2013-15, 2017	22y 148d	19,950	Kansas City	5/18/2011 vs. LAA	4.0 IP, 4 H, 4 SO, 6 BB, 2 ER
224.	Mike Moustakas (INF)	2010-11, 2014	22y 272d	19,985	Kansas City	6/10/2011 @ TEX	3 AB, 1 H, 0 HR, 0 RBI, 0 SB
225.	Manny Piña (C)	2010-11, 2013	24y 059d	20,033	Kansas City	8/3/2011 vs. BAL	4 AB, 2 H, 0 HR, 0 RBI, 0 SB
226.	Johnny Giavotella (INF)	2011-14	24y 026d	20,037	Kansas City	8/5/2011 vs. DET	3 AB, 2 H, 0 HR, 1 RBI, 1 SB
227.	Salvador Perez (C)	2011-12, 2018, 2022	21y 092d	20,044	Kansas City	8/10/2011 @ TB	3 AB, 1 H, 0 HR, 0 RBI, 0 SB
228.	Kelvin Herrera (RHP)	2011, 2013	21y 264d	20,123	Kansas City	9/21/2011 vs. DET	1.0 IP, 2 H, 0 SO, 0 BB, 3 ER, L
229.	Irving Falú (INF)	2004, 2009-13, 2016	28y 335d	20,174	Kansas City	5/6/2012 vs. NYY	4 AB, 2 H, 0 HR, 0 RBI, 0 SB
230.	Will Smith (LHP)	2012-13	22y 318d	20,197	Kansas City	5/23/2012 @ NYY	3.1 IP, 6 H, 1 SO, 1 BB, 5 ER, L
231.	Clint Robinson (1B/OF)	2011-12	27y 113d	20,219	Kansas City	6/8/2012 @ PIT	1 AB, 0 H, 0 HR, 0 RBI, 0 SB
232.	Ryan Verdugo (LHP)	2012-14	25y 098d	20,250	Kansas City	7/17/2012 vs. SEA	1.2 IP, 8 H, 2 SO, 2 BB, 6 ER, L
233.	David Lough (OF)	2010-13	27y 225d	20,299	Kansas City	9/1/2012 vs. MIN	5 AB, 2 H, 0 HR, 0 RBI, 0 SB
234.	Jake Odorizzi (RHP)	2012	22y 180d	20,329	Kansas City	9/23/2012 vs. CLE	5.1 IP, 6 H, 3 SO, 1 BB, 3 ER, L
235.	Derrick Robinson (OF)	2012	25y 189d	20,351	Cincinnati	4/5/2013 vs. WSH	1 AB, 0 H, 0 HR, 0 RBI, 0 SB
236.	Ed Lucas (INF/OF)	2008-10	31y 009d	20,412	Miami	5/30/2013 vs. TB	1 AB, 0 H, 0 HR, 0 RBI, 0 SB
237.	Wil Myers (INF/OF)	2012	22y 190d	20,437	Tampa Bay	6/18/2013 @ BOS	4 AB, 0 H, 0 HR, 0 RBI, 0 SB
238.	Donnie Joseph (LHP)	2012-14	25y 252d	20,466	Kansas City	7/11/2013 @ NYY	0.1 IP, 1 H, 0 SO, 1 BB, 0 ER
239.	Cody Clark (C)	2007-12	31y 343d	20,515	Houston	8/23/2013 vs. TOR	1 AB, 0 H, 0 HR, 0 RBI, 0 SB
240.	Yordano Ventura (RHP)	2013, 15	22y 106d	20,554	Kansas City	9/17/2013 vs. CLE	5.2 IP, 5 H, 3 SO, 2 BB, 1 ER
241.	Chris Dwyer (LHP)	2012-15	25y 167d	20,560	Kansas City	9/24/2013 @ SEA	2.0 IP, 2 H, 2 SO, 1 BB, 0 ER
242.	Michael Mariot (RHP)	2012-15, 2018	25y 173d	20,585	Kansas City	4/11/2014 @ MIN	2.0 IP, 2 H, 2 SO, 2 BB, 2 ER
243.	Justin Marks (LHP)	2012-14	26y 098d	20,594	Kansas City	4/20/2014 vs. MIN	2.0 IP, 4 H, 2 SO, 3 BB, 3 ER
244.	Aaron Brooks (RHP)	2014-15	24y 006d	20,611	Kansas City	5/3/2014 vs. CLE	2.0 IP, 7 H, 2 SO, 0 BB, 6 ER
245.	Francisco Peña (C)	2014-15	24y 220d	20,631	Kansas City	5/20/2014 vs. DET	0 AB, 0 H, 0 HR, 0 RBI, 0 SB
246.	Jamie Romak (INF/OF)	2012	28y 240d	20,636	Los Angeles (NL)	5/28/2014 vs. CIN	1 AB, 0 H, 0 HR, 0 RBI, 0 SB
247.	Wilking Rodríguez (RHP)	2014	24y 093d	20,645	Kansas City	6/3/2014 @ STL	1.0 IP, 0 H, 0 SO, 0 BB, 0 ER
248.	Blaine Hardy (LHP)	2010-12	27y 094d	20,661	Detroit	6/16/2014 vs. KC	2.0 IP, 1 H, 2 SO, 2 BB, 0 ER
249.	Christian Colón (INF)	2012-16	25y 048d	20,689	Kansas City	7/1/2014 @ MIN	2 AB, 0 H, 0 HR, 0 RBI, 0 SB
250.	Terrance Gore (OF)	2014, 2017-18	23y 086d	20,764	Kansas City	9/2/2014 vs. TEX	0 AB, 0 H, 0 HR, 0 RBI, 0 SB
251.	Spencer Patton (RHP)	2014	26y 196d	20,779	Texas	9/4/2014 vs. TEX	2.0 IP, 0 H, 1 SO, 0 BB, 0 ER
252.	Paulo Orlando (OF)	2011, 2013-15, 2017-18	29y 159d	20,818	Kansas City	4/9/2015 vs. CWS	3 AB, 1 H, 0 HR, 0 RBI, 0 SB
253.	Sugar Ray Marimon (RHP)	2014	26y 196d	20,831	Atlanta	4/14/2015 vs. MIA	4.0 IP, 4 H, 3 SO, 1 BB, 2 ER
254.	Orlando Calixte (INF/OF)	2015-16	23y 075d	20,840	Kansas City	4/19/2015 vs. OAK	2 AB, 0 H, 0 HR, 0 RBI, 0 SB
255.	Rey Navarro (INF)	2012	25y 123d	20,848	Baltimore	4/24/2015 vs. BOS	3 AB, 1 H, 0 HR, 0 RBI, 0 SB
256.	Mike Montgomery (LHP)	2011-12	25y 336d	20,898	Seattle	6/2/2015 vs. NYY	6.0 IP, 4 H, 4 SO, 2 BB, 1 ER
257.	Dusty Coleman (INF)	2015-16	28y 074d	20,948	Kansas City	7/3/2015 vs. MIN	0 AB, 0 H, 0 HR, 0 RBI, 0 SB
258.	Cheslor Cuthbert (INF)	2014-19	22y 233d	20,954	Kansas City	7/7/2015 vs. TB	4 AB, 1 H, 0 HR, 0 RBI, 0 SB
259.	John Lamb (LHP)	2013-15	25y 035d	20,989	Cincinnati	8/14/2015 vs. LAD	6.0 IP, 8 H, 7 SO, 2 BB, 5 ER, L
260.	Miguel Almonte (RHP)	2015-17	22y 150d	21,009	Kansas City	9/1/2015 vs. DET	1.0 IP, 2 H, 0 SO, 1 BB, 2 ER
261.	Scott Alexander (LHP)	2014-17	26y 054d	21,014	Kansas City	9/2/2015 vs. DET	1.0 IP, 0 H, 1 SO, 0 BB, 0 ER
262.	Andrew Triggs (RHP)	2014	27y 040d	21,102	Oakland	4/25/2016 @ DET	1.0 IP, 0 H, 1 SO, 0 BB, 0 ER
263.	Whit Merrifield (INF/OF)	2014-17	27y 115d	21,130	Kansas City	5/18/2016 vs. BOS	3 AB, 1 H, 0 HR, 0 RBI, 0 SB
264.	Brett Eibner (OF)	2014-16	27y 177d	21,144	Kansas City	5/27/2016 vs. CWS	3 AB, 1 H, 0 HR, 0 RBI, 0 SB
265.	Brooks Pounders (RHP)	2016	25y 283d	21,185	Kansas City	6/5/2016 @ TOR	2.0 IP, 3 H, 3 SO, 1 BB, 1 ER
266.	Buddy Baumann (LHP)	2013-15	28y 220d	21,196	San Diego	7/16/2016 vs. SF	0.1 IP, 0 H, 0 SO, 0 BB, 0 ER
267.	Juan Graterol (C)	2014	27y 201d	21,268	Los Angeles (AL)	9/2/2016 @ SEA	1 AB, 1 H, 0 HR, 1 RBI, 0 SB
268.	José Martínez (OF/1B)	2015-16	28y 043d	21,283	St. Louis	9/6/2016 @ PIT	1 AB, 0 H, 0 HR, 0 RBI, 0 SB
269.	Kevin McCarthy (RHP)	2016-19	24y 200d	21,290	Kansas City	9/9/2016 @ CWS	0.1 IP, 0 H, 0 SO, 0 BB, 0 ER
270.	Hunter Dozier (INF)	2016-18, 2021	25y 021d	21,300	Kansas City	9/12/2016 vs. OAK	1 AB, 0 H, 0 HR, 0 RBI, 0 SB
271.	Jakob Junis (RHP)	2016-17, 2021	24y 208d	21,337	Kansas City	4/12/2017 vs. OAK	1.0 IP, 1 H, 0 SO, 2 BB, 0 ER
272.	Jorge Bonifacio (OF)	2016-19	23y 321d	21,347	Kansas City	4/21/2017 @ TEX	3 AB, 0 H, 0 HR, 0 RBI, 0 SB
273.	Eric Skoglund (LHP)	2017-19, 2022	24y 216d	21,393	Kansas City	5/30/2017 vs. DET	6.1 IP, 2 H, 5 SO, 1 BB, 0 ER, W
274.	Ramón Torres (INF)	2016-18	24y 136d	21,402	Kansas City	6/7/2017 vs. SEA	4 AB, 2 H, 0 HR, 1 RBI, 0 SB
275.	Luke Farrell (RHP)	2016-17	26y 024d	21,457	Kansas City	7/1/2017 vs. MIN	2.2 IP, 7 H, 2 SO, 3 BB, 5 ER
276.	Cam Gallagher (C)	2017-18, 2021-22	24y 243d	21,491	Kansas City	8/6/2017 vs. SEA	0 AB, 0 H, 0 HR, 0 RBI, 0 SB
277.	Andrés Machado (RHP)	2017-19	24y 133d	21,536	Kansas City	9/2/2017 @ MIN	0.2 IP, 4 H, 0 SO, 3 BB, 6 ER

STORM CHASERS ORGANIZATION

2023 OMAHA STORM CHASERS

2022 SEASON IN REVIEW

PLAYER &amp; COACH DATABASE

HISTORY &amp; RECORDS

INTERNATIONAL LEAGUE

ROYALS ORGANIZATION

GENERAL INFORMATION

#	PLAYER	SEASON(S) WITH OMAHA	DEBUT AGE	MLB PLAYER #	DEBUT TEAM	MLB DEBUT DATE	DEBUT GAME RESULTS
278.	Eric Stout (LHP)	2017-18	25y 029d	21,623	Kansas City	4/25/2018 vs. MIL	0.2 IP, 2 H, 1 SO, 1 BB, 1 ER
279.	Trevor Oaks (RHP)	2018	25y 033d	21,629	Kansas City	4/28/2018 vs. CWS	5.0 IP, 12 H, 4 SO, 1 BB, 5 ER, L
280.	Scott Barlow (LHP)	2018-19	25y 133d	21,632	Kansas City	4/30/2018 @ BOS	3.0 IP, 5 H, 1 SO, 0 BB, 1 ER
281.	Jason Adam (RHP)	2014, 2018	26y 274d	21,644	Kansas City	5/5/2018 vs. DET	1.0 IP, 1 H, 1 SO, 1 BB, 0 ER
282.	Heath Fillmyer (RHP)	2018-19	24y 039d	21,696	Kansas City	6/24/2018 @ HOU	4.0 IP, 3 H, 1 SO, 2 BB, 2 ER
283.	Ryan O'Hearn (INF/OF)	2017-19, 2021	25y 005d	21,728	Kansas City	7/31/2018 @ CWS	3 AB, 1 H, 1 HR, 2 RBI, 0 SB
284.	Jake Newberry (RHP)	2017-19, 2021	23y 273d	21,762	Kansas City	8/20/2018 @ TB	1.2 IP, 2 H, 3 SO, 1 BB, 0 ER
285.	Frank Schwindel (INF)	2017-19	26y 272d	21,826	Kansas City	3/28/2019 vs. CWS	4 AB, 0 H, 0 HR, 0 RBI, 0 SB
286.	Kyle Zimmer (RHP)	2017, 2019, 2021	27y 199d	21,839	Kansas City	3/31/2019 vs. CWS	1.0 IP, 1 H, 2 SO, 0 BB, 0 ER
287.	Richard Lovelady (LHP)	2018-19, 2021	23y 276d	21,851	Kansas City	4/9/2019 vs. SEA	1.0 IP, 0 H, 2 SO, 0 BB, 0 ER
288.	Kelvin Gutierrez (INF)	2019, 2021	24y 242d	21,879	Kansas City	4/27/2019 vs. LAA	3 AB, 1 H, 0 HR, 2 RBI, 0 SB
289.	Nicky Lopez (INF)	2018-19	24y 062d	21,900	Kansas City	5/14/2019 vs. TEX	4 AB, 1 H, 0 HR, 1 RBI, 0 SB
290.	Humberto Arteaga (INF)	2018-19	25y 148d	21,957	Kansas City	6/20/2019 vs. MIN	2 AB, 0 H, 0 HR, 0 RBI, 0 SB
291.	Bubba Starling (OF)	2016-19, 2021	26y 343d	21,983	Kansas City	7/12/2019 vs. DET	3 AB, 0 H, 0 HR, 0 RBI, 0 SB
292.	Josh Staumont (RHP)	2017-19, 2022	25y 216d	21,993	Kansas City	7/25/2019 vs. CLE	2.0 IP, 3 H, 1 SO, 2 BB, 0 ER
293.	Sam Selman (LHP)	2014, 2017-18	28y 260d	22,001	San Francisco	8/1/2019 @ PHI	1.0 IP, 1 H, 1 SO, 1 BB, 1 ER
294.	Nick Dini (C)	2018-19, 2021	26y 012d	22,017	Kansas City	8/8/2019 vs. DET	3 AB, 1 H, 0 HR, 0 RBI, 0 SB
295.	Erick Mejia (INF/OF)	2019, 2021-22	24y 146d	22,060	Kansas City	9/5/2019 vs. DET	3 AB, 0 H, 0 HR, 0 RBI, 0 SB
296.	Gabe Speier (LHP)	2019, 2021	24y 300d	22,062	Kansas City	9/5/2019 vs. DET	1.0 IP, 0 H, 2 SO, 1 BB, 0 ER
297.	Foster Griffin (LHP)	2019, 2021-22	25y 000d	22,125	Kansas City	7/27/2020 @ DET	1.2 IP, 0 H, 1 SO, 0 BB, 0 ER, W
298.	Nick Heath (OF)	2019	26y 242e	22,141	Kansas City	7/30/2020 vs. DET	0 AB, 0 H, 0 HR, 0 RBI, 0 SB
299.	Scott Blewett (RHP)	2019, 21	24y 161d	22,282	Kansas City	9/18/2020 @ MIL	2.0 IP, 3 H, 2 SO, 0 BB, 0 ER
300.	Sebastian Rivero (C)	2019, 21	22y 173d	22,373	Kansas City	5/8/2021 vs. CWS	4 AB, 0 H, 0 HR, 0 RBI, 0 SB
301.	Jackson Kowar (RHP)	2021-22	24y 246d	22,407	Kansas City	6/7/2021 @ LAA	0.2 IP, 0 H, 0 SO, 2 BB, 4 ER, L
302.	Emmanuel Rivera (INF)	2021-22	24y 364d	22,436	Kansas City	6/28/2021 @ BOS	4 AB, 0 R, 2 H, 0 BB, 0 RBI
303.	Connor Greene (RHP)	2019	26y 114d	22,463	Baltimore	7/27/2021 vs. MIA	2.0 IP, 2 H, 2 SO, 0 BB, 1 ER
304.	Jack López (INF)	2017-18	28y 259d	22,510	Boston	9/1/2021 @ TB	4 AB, 0 H, 0 HR, 0 RBI, 0 SB
305.	Dylan Coleman (RHP)	2021-22	25y 005d	22,542	Kansas City	9/21/2021 @ CLE	1.0 IP, 1 H, 0 ER, 0 BB, 0 K
306.	Angel Zerpa (LHP)	2021-22	22y 003d	22,550	Kansas City	9/30/2021 vs. CLE	5.0 IP, 3 H, 4 SO, 1 BB, 0 ER, L
307.	Bobby Witt Jr. (INF)	2021	21y 297d	22,558	Kansas City	4/7/2022 vs. CLE	4 AB, 0 R, 1 H, 0 1 RBI, 0 SB
308.	Collin Snider (RHP)	2021-22	26y 181d	22,578	Kansas City	4/9/2022 vs. CLE	1.0 IP, 1 H, 1 SO, 0 BB, 0 ER, W
309.	Lucius Fox (INF)	2021	24y 282d	22,589	Washington	4/10/2022 vs. NYM	2 AB, 0 H, 0 HR, 0 RBI, 0 SB
310.	Yunior Marté (RHP)	2019	27y 069d	22,596	San Francisco	4/12/2022 vs. DET	1.0 IP, 0 H, 0 SO, 0 BB, 0 ER
311.	MJ Melendez (C)	2021-22	23y 155d	22,635	Kansas City	5/3/2022 vs. STL	3 AB, 1 H, 0 HR, 0 RBI, 0 SB
312.	Dairon Blanco (OF)	2021-22	29y 024d	22,667	Kansas City	5/20/2022 vs. MIN	2 AB, 1 H, 0 HR, 0 RBI, 0 SB
313.	Brewer Hicklen (OF)	2022	26y 106d	22,675	Kansas City	5/26/2022 @ MIN	2 AB, 0 H, 0 HR, 0 RBI, 0 SB
314.	Jose Cuas (RHP)	2021-22	27y 337d	22,687	Kansas City	5/31/2022 @ CLE	1.0 IP, 0 H, 1 SO, 0 BB, 0 ER
315.	Vinnie Pasquantino (1B)	2022	24y 261d	22,724	Kansas City	6/28/2022 vs. TEX	4 AB, 0 H, 0 HR, 0 RBI, 0 SB
316.	Nick Pratto (1B)	2021-22	23y 281d	22,742	Kansas City	7/14/2022 @ TOR	3 AB, 0 H, 0 HR, 0 RBI, 0 SB
317.	Elier Hernández (OF)	2018-19	27y 235d	22,743	Texas	7/14/2022 vs. SEA	3 AB, 2 H, 0 HR, 0 RBI, 0 SB
318.	Nate Eaton (INF/OF)	2022	25y 204d	22,744	Kansas City	7/14/2022 @ TOR	4 AB, 1 H, 1 HR, 1 RBI, 0 SB
319.	Michael Massey (INF)	2022	24y 115d	22,745	Kansas City	7/15/2022 @ TOR	1 AB, 0 H, 0 HR, 0 RBI, 0 SB
320.	Freddy Fermin (C)	2021-22	27y 060d	22,747	Kansas City	7/15/2022 @ TOR	1 AB, 0 H, 0 HR, 0 RBI, 0 SB
321.	Drew Waters (OF)	2022	23y 235d	22,789	Kansas City	8/22/2022 vs. CWS	3 AB, 0 H, 0 HR, 1 RBI, 0 SB

### BY THE NUMBERS

- Of Omaha's **321** MLB Alumni, **270** made their Major League debut with Kansas City (84.1%).
- Of **151** pitchers that debuted in the Major Leagues after playing in Omaha, **18** were awarded with the win in their MLB Debut.
- Of **170** hitters that debuted in the Major Leagues after playing in Omaha, **5** hit a home run in their MLB Debut.

### OMAHA MLB ALUMNI DEBUT BY MAJOR LEAGUE SEASON

YEAR	# OF DEBUTS	YEAR	# OF DEBUTS	YEAR	# OF DEBUTS	YEAR	# OF DEBUTS	YEAR	# OF DEBUTS
1969	7	1980	5	1991	9	2002	8	2013	7
1970	3	1981	7	1992	5	2003	8	2014	10
1971	2	1982	10	1993	3	2004	6	2015	10
1972	3	1983	5	1994	0	2005	6	2016	9
1973	8	1984	2	1995	10	2006	6	2017	7
1974	1	1985	2	1996	6	2007	4	2018	7
1975	4	1986	8	1997	9	2008	6	2019	12
1976	4	1987	3	1998	7	2009	3	2020	3
1977	8	1988	5	1999	4	2010	4	2021	7
1978	6	1989	4	2000	4	2011	10	2022	15
1979	5	1990	5	2001	3	2012	6	2023	TBD



# HISTORY & RECORDS

2023 MEDIA GUIDE



# YEAR-BY-YEAR RECORDS (1969-2022)

YEAR	RECORD	PCT.	PLACE	POSTSEASON	MANAGER
<b>1969</b>	<b>85-55</b>	<b>.607</b>	<b>1st</b>	<b>AA Champion</b>	<b>Jack McKeon</b>
<b>1970</b>	<b>73-65</b>	<b>.529</b>	<b>1st</b>	<b>AA Champion, lost to SYR (4-1)</b>	<b>Jack McKeon</b>
1971	69-70	.496	3rd	--	Jack McKeon
1972	71-69	.507	2nd	--	Jack McKeon
1973	62-73	.459	4th	--	Harry Malmberg
1974	54-82	.397	4th	--	Harry Malmberg
1975	67-69	.493	4th	--	Billy Gardner
<b>1976</b>	<b>78-58</b>	<b>.574</b>	<b>1st</b>	<b>Div. Champion, lost to DEN (4-2)</b>	<b>Billy Gardner</b>
<b>1977</b>	<b>76-59</b>	<b>.563</b>	<b>1st</b>	<b>Div. Champion, lost to DEN (4-2)</b>	<b>John Sullivan</b>
<b>1978</b>	<b>66-69</b>	<b>.489</b>	<b>1st</b>	<b>AA Champion, def. IND (4-1)</b>	<b>John Sullivan</b>
1979	65-71	.478	2nd	--	Gordon MacKenzie
1980	66-70	.485	3rd	--	Joe Sparks
<b>1981</b>	<b>79-75</b>	<b>.581</b>	<b>1st</b>	<b>Div. Champion, def. SPR (4-2), lost to DEN (4-0)</b>	<b>Joe Sparks</b>
<b>1982</b>	<b>71-66</b>	<b>.518</b>	<b>1st</b>	<b>Div. Champion, lost to IND (4-2)</b>	<b>Joe Sparks</b>
1983	64-72	.471	4th	--	Joe Sparks
1984	68-86	.442	8th	--	Gene Lamont
1985	73-69	.514	3rd	--	Gene Lamont
1986	72-70	.507	3rd	--	John Boles / Frank Funk
1987	64-76	.457	7th	--	John Wathan / Frank Funk
<b>1988</b>	<b>81-61</b>	<b>.570</b>	<b>1st</b>	<b>Div. Champion, lost to IND (3-1)</b>	<b>Glenn Ezell</b>
<b>1989</b>	<b>74-72</b>	<b>.507</b>	<b>1st</b>	<b>Div. Champion, lost to IND (3-2)</b>	<b>Sal Rende</b>
<b>1990</b>	<b>86-60</b>	<b>.589</b>	<b>1st</b>	<b>Triple-A Champion, AA Champion def. NAS (3-2, def. ROC (4-1))</b>	<b>Sal Rende</b>
1991	73-71	.507	3rd	--	Sal Rende
1992	67-77	.465	3rd	--	Jeff Cox
1993	70-74	.486	3rd	--	Jeff Cox
1994	68-76	.472	6th	--	Jeff Cox
1995	76-68	.528	3rd	lost to BUF (3-1)	Mike Jirschele
<b>1996</b>	<b>79-65</b>	<b>.549</b>	<b>1st</b>	<b>Div. Champion, lost to OKC (3-1)</b>	<b>Mike Jirschele</b>
1997	61-83	.424	4th	--	Mike Jirschele
1998	79-64	.552	2nd	--	Ron Johnson
<b>1999</b>	<b>81-60</b>	<b>.574</b>	<b>1st</b>	<b>Div. Champion, lost to OKC (3-1)</b>	<b>Ron Johnson</b>
2000	64-79	.448	3rd	--	John Mizerock
2001	70-74	.486	3rd	--	John Mizerock
2002	76-68	.528	2nd	--	Bucky Dent
2003	70-73	.490	4th	--	Mike Jirschele
2004	71-73	.493	3rd	--	Mike Jirschele
2005	72-72	.500	2nd	--	Mike Jirschele
2006	53-91	.368	4th	--	Mike Jirschele
2007	73-71	.507	3rd	--	Mike Jirschele
2008	63-81	.438	3rd	--	Mike Jirschele
2009	64-80	.444	4th	--	Mike Jirschele
2010	81-63	.563	3rd	--	Mike Jirschele
<b>2011</b>	<b>79-63</b>	<b>.556</b>	<b>1st</b>	<b>PCL Champion, lost to CLB [8-3]</b>	<b>Mike Jirschele</b>
<b>2012</b>	<b>83-61</b>	<b>.576</b>	<b>1st</b>	<b>PCL Conf. Champion, lost to ABQ (3-2)</b>	<b>Mike Jirschele</b>
<b>2013</b>	<b>70-74</b>	<b>.486</b>	<b>1st</b>	<b>Triple-A Champion, PCL Champion def. OKC (3-0), def. SL (3-1), def. DUR [2-1]</b>	<b>Mike Jirschele</b>
<b>2014</b>	<b>76-67</b>	<b>.531</b>	<b>1st</b>	<b>Triple-A Champion, PCL Champion def. MEM (3-1), def. RNO (3-2), def. PAW [4-2]</b>	<b>Brian Poldberg</b>
2015	80-64	.556	T-2nd	--	Brian Poldberg
2016	58-82	.414	4th	--	Brian Poldberg
2017	69-72	.489	3rd	--	Brian Poldberg
2018	66-74	.489	3rd	--	Brian Poldberg
2019	59-80	.424	4th	--	Brian Poldberg
2020				SEASON CANCELED DUE TO COVID-19	Brian Poldberg
2021	73-56	.566	2nd	--	Brian Poldberg
2022	71-78	.477	7th	--	Scott Thorman

<b>OVERALL FRANCHISE RECORD</b>	<b>3,733-3,703</b>	<b>.502</b>
<b>AMERICAN ASSOCIATION ('69-'97)</b>	<b>2,058-2,031</b>	<b>.503</b>
<b>PACIFIC COAST LEAGUE ('98-'20)</b>	<b>1,557-1,586</b>	<b>.495</b>
<b>TRIPLE-A EAST/INTERNATIONAL LEAGUE ('21-PRES.)</b>	<b>144-134</b>	<b>.518</b>

<b>HOME (OVERALL)</b>	<b>1,976-1,761</b>	<b>.529</b>
<b>HOME (ROSENBLATT STADIUM)</b>	<b>1,562-1,397</b>	<b>.528</b>
<b>HOME (WERNER PARK)</b>	<b>414-364</b>	<b>.532</b>
<b>AWAY</b>	<b>1,783-1,990</b>	<b>.473</b>

# ALL-TIME VS. OPPONENTS

## ALL-TIME RECORDS (1969-PRESENT)

	RECORD	PCT.	2022 RECORD
All Opponents	3,759-3,751	.501	71-78
Home (Overall)	1,976-1,761	.529	40-34
Home (Rosenblatt Stadium)	1,562-1,397	.528	--
Home (Werner Park)	414-364	.532	40-34
Away	1,783-1,990	.473	31-44
Omaha Royals (1969-1998, 2002-2010)	2,760-2,767	.499	--
Omaha Golden Spikes (1999-2001)	215-213	.502	--
Omaha Storm Chasers (2011-pres.)	784-771	.504	71-78
vs. American Association	2,058-2,031	.503	--
vs. International League	86-62	.581	--
vs. Pacific Coast League	1,557-1,586	.495	59-80
vs. Triple-A East/International League	144-134	.518	71-78

### vs. INTERNATIONAL LEAGUE (2021-PRESENT)

OPPONENT	RECORD	PCT.
Buffalo	--	--
Charlotte	--	--
<b>Columbus</b>	<b>20-16</b>	<b>.556</b>
Durham	--	--
<b>Gwinnett</b>	--	--
<b>Indianapolis</b>	<b>21-14</b>	<b>.600</b>
<b>Iowa</b>	<b>30-30</b>	<b>.500</b>
Jacksonville	--	--
<b>Lehigh Valley</b>	<b>2-4</b>	<b>.333</b>
<b>Louisville</b>	<b>14-10</b>	<b>.583</b>
<b>Memphis</b>	<b>3-3</b>	<b>.500</b>
<b>Nashville</b>	--	--
Norfolk	--	--
<b>Rochester</b>	<b>3-3</b>	<b>.500</b>
<b>Scranton/W-B</b>	<b>3-3</b>	<b>.500</b>
<b>St. Paul</b>	<b>28-29</b>	<b>.491</b>
Syracuse	3-3	.500
<b>Toledo</b>	<b>17-19</b>	<b>.472</b>
Worcester	--	--
<b>TOTAL</b>	<b>144-143</b>	<b>.518</b>

\*2022 opponents are shown in **BOLD**. For Omaha's overall records vs. current opponents, please see team information pages on pages 55-65

### vs. PACIFIC COAST LEAGUE (1998-2020)

OPPONENT	RECORD	PCT.
Albuquerque	121-142	.494
Calgary	21-15	.583
Colorado Springs	123-105	.539
Edmonton	23-19	.548
El Paso	11-12	.478
Fresno	51-53	.490
<b>Iowa</b>	<b>164-186</b>	<b>.469</b>
Las Vegas	52-51	.505
<b>Memphis</b>	<b>145-172</b>	<b>.457</b>
<b>Nashville</b>	<b>162-158</b>	<b>.506</b>
New Orleans	161-153	.513
Oklahoma City	155-164	.486
Portland	23-25	.479
Reno	20-24	.455
Round Rock	130-111	.539
Sacramento	37-49	.430
Salt Lake	54-65	.454
Tacoma	51-50	.505
Tucson	41-30	.577
Vancouver	7-9	.438
<b>TOTAL</b>	<b>1,557-1,586</b>	<b>.495</b>

### vs. AMERICAN ASSOCIATION (1969-1997)

OPPONENT	RECORD	PCT.
Buffalo	89-119	.428
Denver	246-253	.493
Evansville	148-161	.478
<b>Indianapolis</b>	<b>265-280</b>	<b>.486</b>
<b>Iowa</b>	<b>340-294</b>	<b>.536</b>
<b>Louisville</b>	<b>131-131</b>	<b>.500</b>
<b>Nashville</b>	<b>106-102</b>	<b>.510</b>
New Orleans	70-66	.515
Oklahoma City	327-292	.531
Springfield	34-30	.531
Tulsa	69-74	.483
Wichita	147-149	.497
<b>TOTAL</b>	<b>2,058-2,031</b>	<b>.503</b>

### vs. INTERNATIONAL LEAGUE (1988-1991)

OPPONENT	RECORD	PCT.
<b>Columbus</b>	<b>10-11</b>	<b>.476</b>
Maine	3-2	.600
Pawtucket	10-6	.647
Richmond	11-10	.524
<b>Rochester</b>	<b>8-7</b>	<b>.533</b>
<b>Scranton/W-B</b>	<b>7-5</b>	<b>.583</b>
Syracuse	14-3	.824
Tidewater (Norfolk)	10-10	.500
<b>Toledo</b>	<b>13-8</b>	<b>.619</b>
<b>TOTAL</b>	<b>86-62</b>	<b>.581</b>

# MANAGER & ATTENDANCE RECORDS

## ALL-TIME WINS

MANAGER	WINS	YEARS
1. Mike Jirschele	995	'95-'97, '03-'13
2. Brian Poldberg	481	'14-'21
3. Jack McKeon	298	'69-'72
4. Joe Sparks	280	'80-'83
5. Sal Rende	233	'89-'91
6. Jeff Cox	205	'92-'94
7. Ron Johnson	160	'98-'99
8. Billy Gardner	145	'75-'76
9. John Sullivan	142	'77-'78
10. Gene Lamont	141	'84-'85

## ALL-TIME WINNING PCT. (MIN. 200 GAMES)

MANAGER (GAMES)	PCT.	YEARS
1. Ron Johnson (284)	.563	'98-'99
2. Jack McKeon (557)	.535	'69-'72
3. Billy Gardner (272)	.533	'75-'76
4. John Sullivan (270)	.526	'77-'78
5. Sal Rende (463)	.503	'89-'91
6. Joe Sparks (563)	.497	'80-'83
7. Mike Jirschele (2,013)	.494	'95-'97, '03-'13
8. Brian Poldberg (976)	.493	'14-'21
9. Gene Lamont (296)	.476	'84-'85
10. Jeff Cox (432)	.475	'92-'94

## ALL-TIME MANAGERIAL RECORDS

MANAGER	YEARS	# OF SEASONS	WINS	LOSSES
Jack McKeon	1969-1972	4	298	259
Harry Malmberg	1973-1974	2	116	155
Billy Gardner	1975-1976	2	145	127
John Sullivan	1977-1978	2	142	128
Gordon MacKenzie	1979	1	65	71
Joe Sparks	1980-1983	4	280	283
Gene Lamont	1984-1985	2	141	155
John Boles	1986	1	72	70
John Wathan	1987	1	64	76
Frank Funk	1986-1987	2	136	146
Glenn Ezell	1988	1	81	61
Sal Rende	1989-1991	3	233	230
Jeff Cox	1992-1994	3	205	227
Mike Jirschele	1995-1997, 2003-2013	14	995	1,018
Ron Johnson	1998-1999	2	160	124
John Mizerock	2000-2001	2	134	153
Bucky Dent	2002	1	76	68
Brian Poldberg	2014-2021	7	481	495
Scott Thorman	2022	1	71	78

## HIGHEST ATT., ROSENBLATT STADIUM

DATE	OPPONENT	ATT.
1. July 3, 2004	Iowa	24,989
2. July 4, 1999	Albuquerque	24,946
3. July 4, 1998	Edmonton	24,898
4. July 3, 1997	New Orleans	24,703
5. July 3, 2002	Nashville	24,297

## LARGEST WERNER PARK HOMESTANDS

DATE	ATT.
July 29-Aug. 5, 2014 (8 games)	56,072
June 27-July 3, 2013 (7 games)	46,357
Aug. 17-22, 2021 (6 games)	30,269
Aug. 21-25, 2013 (5 games)	34,061
July 4-10, 2022 (7 games)	33,534

## ALL-TIME SELLOUTS AT WERNER PARK

DATE	OPPONENT	ATT.	DATE	OPPONENT	ATT.
July 3, 2011	Albuquerque	9,023	Aug. 23, 2015	Sacramento	9,023
Aug. 20, 2011	Nashville	9,023	Aug. 28, 2015	Fresno	9,023
July 3, 2012	Albuquerque	9,023	May 6, 2019	Iowa	9,023
Aug. 24, 2012	New Orleans	9,023	May 29, 2016	El Paso	9,023
July 3, 2013	New Orleans	9,023	June 24, 2016	New Orleans	9,023
Aug. 24, 2013	New Orleans	9,023	July 3, 2016	Memphis	9,023
July 4, 2014	Colorado Springs	9,023	July 15, 2016	Salt Lake	9,023
July 18, 2014	New Orleans	9,023	July 30, 2016	Iowa	9,023
Aug. 15, 2014	Salt Lake	9,023	July 3, 2018	Nashville	9,023
Aug 16, 2014	Las Vegas	9,023	July 4, 2019	Nashville	9,023
July 3, 2015	New Orleans	9,023	Aug. 9, 2019	Salt Lake	9,023
Aug. 14, 2015	Memphis	9,023	Sept. 24, 2022	Iowa	9,023



# YEAR-BY-YEAR ATTENDANCE

YEAR	DATES	ATTENDANCE	AVERAGE	LEAGUE
1969	62	177,609	2,865	American Association
1970	64	196,446	3,069	American Association
1971	65	175,482	2,700	American Association
1972	62	180,067	2,904	American Association
1973	64	136,439	2,132	American Association
1974	64	119,436	1,866	American Association
1975	59	107,988	1,830	American Association
1976	57	10,799	2,119	American Association
1977	62	144,602	2,332	American Association
1978	60	139,467	2,324	American Association
1979	62	157,169	2,535	American Association
1980	66	159,202	2,412	American Association
1981	62	196,923	3,176	American Association
1982	57	178,235	3,127	American Association
1983	58	136,904	2,360	American Association
1984	62	141,276	2,279	American Association
1985	61	175,329	2,874	American Association
1986	62	255,290	4,118	American Association
1987	65	262,215	4,034	American Association
1988	71	308,080	4,339	American Association
1989	72	335,517	4,660	American Association
1990	69	364,418	5,281	American Association
1991	65	340,265	5,235	American Association
1992	66	416,117	6,305	American Association
1993	63	384,980	6,111	American Association
1994	69	447,079	6,489	American Association
1995	69	447,079	6,489	American Association
1996	68	427,482	6,287	American Association
1997	66	449,753	6,814	American Association
1998	65	401,264	6,173	Pacific Coast League
1999	64	411,233	6,426	Pacific Coast League
2000	68	413,713	6,084	Pacific Coast League
2001	68	359,038	5,280	Pacific Coast League
2002	71	344,718	4,855	Pacific Coast League
2003	69	304,421	4,412	Pacific Coast League
2004	69	318,537	4,616	Pacific Coast League
2005	71	303,749	4,278	Pacific Coast League
2006	69	319,777	4,634	Pacific Coast League
2007	68	326,627	4,803	Pacific Coast League
2008	65	349,376	5,375	Pacific Coast League
2009	68	317,046	5,457	Pacific Coast League
2010	69	406,276	5,888	Pacific Coast League
2011	69	410,326	5,947	Pacific Coast League
2012	70	415,650	5,938	Pacific Coast League
2013	69	390,957	5,666	Pacific Coast League
2014	70	393,946	5,628	Pacific Coast League
2015	70	386,141	5,516	Pacific Coast League
2016	67	356,135	5,315	Pacific Coast League
2017	67	358,777	5,355	Pacific Coast League
2018	65	345,830	5,320	Pacific Coast League
2019	66	328,307	4,974	Pacific Coast League
2020	SEASON CANCELED DUE TO COVID-19			Pacific Coast League
2021	64	245,170	3,831	Triple-A East
2022	71	294,511	4,148	International League
<b>TOTAL</b>	<b>3,484</b>	<b>15,178,662</b>	<b>4,357</b>	

STORM CHASERS ORGANIZATION

2023 OMAHA STORM CHASERS

2022 SEASON IN REVIEW

PLAYER & COACH DATABASE

HISTORY & RECORDS

INTERNATIONAL LEAGUE

ROYALS ORGANIZATION

GENERAL INFORMATION

# TEAM RECORDS (SEASON)

## TEAM GENERAL RECORDS (SEASON)

Most Games Played .....	154 (1984)
Fewest Games Played .....	129 (2021)
Most Wins .....	86 (1990)
Fewest Wins .....	53 (2006)
Longest Winning Streak .....	11 games (1993)
Longest Losing Streak .....	13 losses (1974)
Most Home Wins .....	50 (1990)
Fewest Home Wins .....	25 (2003)
Most Home Losses .....	47 (2003)
Fewest Home Losses .....	24 (1990)
Most Road Wins .....	47 (1976)
Fewest Road Wins .....	22 (22 (2006)
Most Road Losses .....	52 (1984)
Fewest Road Losses .....	21 (1976)
Best Home Winning Percentage .....	.676 (1990)
Worst Home Winning Percentage .....	.347 (2003)
Best Road Winning Percentage .....	.691 (1976)
Worst Road Winning Percentage .....	.306 (2006)
Most Extra-Inning Games .....	20 (1995, 1997)
Fewest Extra-Inning Games .....	6 (1978, 2005)
Most Extra-Inning Wins .....	11 (1970, 1978, 2007)
Fewest Extra-Inning Wins .....	3 (1978, 1987, 2000, 2009, 2011)
Most Extra-Inning Losses .....	13 (1995, 2009)
Fewest Extra-Inning Losses .....	2 (2004, 2005)
Most One-Run Games .....	58 (1976)
Fewest One-Run Games .....	31 (2004)
Most One-Run Wins .....	32 (1972)
<b>Fewest One-Run Wins .....</b>	<b>13 (2022)</b>

## TEAM BATTING RECORDS (SEASON)

Highest Batting Average .....	.290 (2012)
Lowest Batting Average .....	.244 (1979)
Most At-Bats .....	5,032 (2012)
Fewest At-Bats .....	4,305 (1978)
Most Hits .....	1,460 (2012)
Fewest Hits .....	1,058 (1979)
Most Runs Scored .....	826 (1999)
Fewest Runs Scored .....	479 (1972)
Most RBIs .....	779 (1999)
Fewest RBIs .....	425 (1972)
Most Doubles .....	281 (2003)
Fewest Doubles .....	161 (1979)
Most Triples .....	62 (1986)
Fewest Triples .....	16 (1997)
Most Home Runs .....	231 (1999, 2021)
Fewest Home Runs .....	48 (1985)
Most Times Hit-By-Pitch .....	112 (2002)
Fewest Times Hit-By-Pitch .....	19 (1985)
Most Walks .....	603 (1969)
Fewest Walks .....	383 (2018)
<b>Most Strikeouts .....</b>	<b>1,352 (2022)</b>
Fewest Strikeouts .....	598 (1981)

## TOGETHER FOREVER

Omaha has been the Triple-A affiliate of the Kansas City Royals since 1969, the first year in the history of both franchises. Their ongoing relationship is the longest at the Triple-A level and the third-longest in all of Minor League Baseball. Only the Reading Fightin' Phis (Philadelphia Phillies) and Lakeland Flying Tigers (Detroit Tigers) have been affiliated with their parent clubs longer, both beginning their relationships in 1967.

# TEAM RECORDS (SEASON)

## TEAM PITCHING RECORDS (SEASON)

Highest ERA.....	5.39 (2019)
Lowest ERA.....	2.88 (1972)
Most Complete Games.....	67 (1969)
Fewest Complete Games.....	0 (2021)
Most Shutouts.....	19 (1972)
Fewest Shutouts.....	1 (1997, 2003)
Most Saves.....	48 (1990)
Fewest Saves.....	12 (1974)
Most Innings Pitched.....	1290.0 (1989)
Fewest Innings Pitched.....	1128.1 (2021)
Most Hits Allowed.....	1,399 (1998)
Fewest Hits Allowed.....	1,034 (1972)
Most Earned Runs Allowed.....	724 (1997)
Fewest Earned Runs Allowed.....	386 (1972)
Most Home Runs Allowed.....	216 (2019)
Fewest Home Runs Allowed.....	66 (1988)
Most Walks Allowed.....	598 (1997)
Fewest Walks Allowed.....	383 (1988)
<b>Most Strikeouts.....</b>	<b>1,216 (2022)</b>
Fewest Strikeouts.....	536 (1979)
Most Hit By Pitch.....	74 (2019, 2021)
Fewest Hit By Pitch.....	15 (1981)
Most Intentional Walks.....	62 (1975)
<b>Fewest Intentional Walks.....</b>	<b>8 (2004, 2022)</b>
Most Wild Pitches.....	96 (2018)
Fewest Wild Pitches.....	20 (1977)
Most Balks.....	33 (1982, 1988)
Fewest Balks.....	2 (1971, 1972, 2011, 2021)

## TEAM FIELDING RECORDS (SEASON)

Highest Fielding Percentage.....	.983 (2018)
Lowest Fielding Percentage.....	.964 (1974)
Most Putouts.....	3,871 (1989)
Fewest Putouts.....	3,386 (2021)
Most Assists.....	1,674 (1994)
Fewest Assists.....	1,156 (2021)
Most Errors.....	185 (1970)
Fewest Errors.....	85 (2018)
Most Double Plays.....	173 (2008)
Fewest Double Plays.....	93 (1984)
Most Passed Balls.....	33 (1985)
Fewest Passed Balls.....	4 (1981, 2017)

## OMAHA SINGLE-SEASON HOME RUN LEADERS

RANK	YEAR	PLAYER	TOTAL	RANK	YEAR	PLAYER	TOTAL
1.	1998	Chris Hatcher	%#46	13.	2014	Francisco Peña	27
2.	2005	Calvin Pickering	35	-	2004	Jed Hansen	27
-	1999	Kit Pellow	35	-	2002	Kit Pellow	27
4.	2021	Ryan McBroom	*^32	-	1994	Glenn Davis	27
-	2007	Craig Brazell	#32	-	1994	Dwayne Hosey	27
6.	2014	Carlos Peguero	30	-	1982	Bombo Rivera	27
-	2005	Aaron Guiel	30	19.	1999	Mark Quinn	25
8.	1993	Bob Hamelin	29	-	1996	Joe Nunnally	25
9.	2022	Brewer Hicklen	28	21.	2018	Frank Schwindel	24
-	2014	Matt Fields	28	-	2017	Jorge Soler	24
-	1999	Steve Gibralter	28	-	2012	Wil Myers	24
-	1999	Joe Vitiello	28	-	2010	Kila Ka'aihue	24
-				-	1994	Russ McGinnis	24

STORM CHASERS ORGANIZATION

2023 OMAHA STORM CHASERS

2022 SEASON IN REVIEW

PLAYER & COACH DATABASE

HISTORY & RECORDS

INTERNATIONAL LEAGUE

ROYALS ORGANIZATION

GENERAL INFORMATION



# INDIVIDUAL RECORDS (SEASON)

## HITTING

	STAT	PLAYER	SEASON
Games Played	149	Dave Leeper	1984
At Bats	599	Manny Castillo	1980
Runs Scored	103	Adrian Brown George Spriggs	2005 1969
Hits	182	Manny Castillo	1981
Total Bases	313	Chris Hatcher	1998
Extra-Base Hits	69	Chris Hatcher	1998
Doubles	38	Frank Schwindel	2018
Triples	20	Fred Rico	1969
Home Runs	46	Chris Hatcher	1998
Runs Batted In	106	Chris Hatcher	1998
Walks	128	Ken Phelps	198
Strikeouts	202	Brewer Hicklen	2022
Hit By Pitches	26	Sal Fasano	1999
Stolen Bases	75	Germán Barranca	1979
Caught Stealing	20	Tom Goodwin	1994
Sacrifices	21	Terry Shumpert Keith Marshall	1993 1973
Sacrifice Flies	12	Luis de los Santos	1990
Double Plays Grounded Into	24	Mike Aviles	2007
Batting Average	.384	José Martínez	2015
On-Base Percentage	.469	Jeremy Giambi	1998
Slugging Percentage	.645	Chris Hatcher	1998
OPS	1.103	Jeremy Giambi	1998

Single Season averages based on minimum 2.7 plate appearances/game

## PITCHING

	STAT	PLAYER	SEASON
Wins	16	Gary Lance Mark Littell	1977 1973
Losses	15	David Cone Keith Creel	1985 1984
Saves	33	Mark Huismann	1985
Appearances	61	Allen McDill	1998
Games Started	30	Steve Busby	1972
Games Finished	56	Mark Huismann	1985
Complete Games	18	Dennis Leonard	1974
Complete Game Shutouts	7	Monty Montgomery	1972
Innings Pitched	223.0	Dennis Leonard	1974
Strikeouts	221	Steve Busby	1972
Hits Allowed	208	Brian Harrison	1997
Runs Allowed	116	Kris Wilson Brian Harrison	2004 1998
Earned Runs Allowed	108	Brian Harrison	1998
Home Runs Allowed	39	Kris Wilson	2004
Walks	104	Al Autry	1973
Hit Batters	14	Christian Binford Kris Wilson	2017 1998
Wild Pitches	23	Craig Pippin	1987
Total Batters Faced <sup>△</sup>	783	Brian Harrison	1997
Earned Run Average (ERA)	2.02	Steve Farr	1985
Walks+Hits Per IP (WHIP)	1.01	Rick Reed	1993
Opponents' Batting Average *	.227	Ryan Verdugo	2012
Strikeouts Per Walk (K/BB)	4.68 (145 K/31 BB)	Stan Clarke	1989
Strikeouts Per 9 Innings (K/9)	9.8 (158 K/145.1 IP)	Jose de Jesus	1989

Single Season ratios based on minimum 0.8 IP/Game

<sup>△</sup> Tracked Since 1991 \* Tracked Since 2005

# INDIVIDUAL RECORDS (CAREER)

## HITTING

	STAT	PLAYER	SEASONS
Games Played	724	Jed Hansen	1996-1999, 2001-2004
At Bats	2,498	Jed Hansen	1996-1999, 2001-2004
Plate Appearances	2,890	Jed Hansen	1996-1999, 2001-2004
Runs Scored	387	Jed Hansen	1996-1999, 2001-2004
Hits	674	Irving Falú	2004, 2009-2013, 2016
Total Bases	1,134	Jed Hansen	1996-1999, 2001-2004
Extra-Base Hits	250	Jed Hansen	1996-1999, 2001-2004
Doubles	127	Jed Hansen	1996-1999, 2001-2004
Triples	37	David Lough	2010-2013
Home Runs	106	Kit Pellow	1998-2002
Runs Batted In	350	Aaron Guiel	2000-2006
Walks	320	Jed Hansen	1996-1999, 2001-2004
Strikeouts	667	Jed Hansen	1996-1999, 2001-2004
Hit By Pitches	67	Aaron Guiel	2000-2006
Stolen Bases	139	Gary Thurman	1986-1990
Caught Stealing	48	Tim Ireland	1978-1982
Sacrifice Hits	48	David Lough	2010-2013
Sacrifice Flies	30	Luis de los Santos	1987-1990
Batting Average	.365	Jeremy Giambi	1998-1999
On-Base Percentage	.470	Jeremy Giambi	1998-1999
Slugging Percentage	.648	Jeremy Giambi	1998-1999
OPS	1.118	Jeremy Giambi	1998-1999

Averages based on minimum 500 career plate appearances with Omaha

## PITCHING

	STAT	PLAYER	SEASONS
Wins	61	Jerry Cram	1969-1972, 1976-1981
Losses	54	Jerry Cram	1969-1972, 1976-1981
Saves	59	Mark Huismann	1983-1985, 1991-1992
Appearances	314	Jerry Cram	1969-1972, 1976-1981
Games Started	98	Chris George	2000-2005
Complete Games	27	Bill Paschall	1978-1981
Complete Game Shutouts	10	Monty Montgomery	1970-1973
Innings Pitched	959.0	Jerry Cram	1969-1972, 1976-1981
Strikeouts	586	Jerry Cram	1969-1972, 1976-1981
Hits Allowed	978	Jerry Cram	1969-1972, 1976-1981
Runs Allowed	451	Jerry Cram	1969-1972, 1976-1981
Earned Runs Allowed	383	Jerry Cram	1969-1972, 1976-1981
Home Runs Allowed	83	Jerry Cram	1969-1972, 1976-1981
Walks	311	Jerry Cram	1969-1972, 1976-1981
Hit Batters	24	Brian Harrison	1995, 1997-1998
Wild Pitches	43	Jerry Cram	1969-1972, 1976-1981
Total Batters Faced <sup>^</sup>	2,605	Chris George	2000-2005
Earned Run Average (ERA)	2.38	Louis Coleman	2010-2015
Walks+Hits Per IP (WHIP)	1.10	Rick Reed	1992-1993
Opponents' Batting Average <sup>*</sup>	.206	Louis Coleman	2010-2015
Strikeouts Per Walk (K/BB)	5.06	Jason Rakers	2000-2001
Strikeouts Per 9 Innings (K/9)	12.11	Josh Staumont	2017-2019, 2022

Averages based on minimum 170.0 innings pitched with Omaha

<sup>^</sup> Tracked Since 1991 <sup>\*</sup> Tracked Since 2005

STORM CHASERS  
ORGANIZATION

2023 OMAHA  
STORM CHASERS

2022 SEASON  
IN REVIEW

PLAYER & COACH  
DATABASE

HISTORY &  
RECORDS

INTERNATIONAL  
LEAGUE

ROYALS  
ORGANIZATION

GENERAL  
INFORMATION

# TOP 10 HITTING - SINGLE GAME

## MODERN ERA (2005-PRESENT)

### PLATE APPEARANCES

1.	9	Jarrod Dyson	4/10/12 vs. Round Rock
8		Irving Falú	4/10/12 vs. Round Rock
8		Johnny Giavotella	4/10/12 vs. Round Rock
8		Tony Abreu	4/10/12 vs. Round Rock
8		David Lough	4/10/12 vs. Round Rock
8		Kevin Kouzmanoff	4/10/12 vs. Round Rock
8		Derrick Robinson	4/10/12 vs. Round Rock
8		Wilson Betemit	4/9/10 vs. Memphis
8		Buck Coats	4/9/10 vs. Memphis
8		Irving Falú	4/9/10 vs. Memphis
8		Kila Ka'aihue	4/9/10 vs. Memphis
8		David Lough	4/9/10 vs. Memphis
8		Marc Maddox	4/9/10 vs. Memphis
8		Jordan Parraz	4/9/10 vs. Memphis
8		Scott Thorman	4/9/10 vs. Memphis
8		Shane Costa	7/2/08 @ Iowa
8		Mitch Maier	7/2/08 @ Iowa
8		Brayan Peña	7/2/08 @ Iowa

### RUNS SCORED

1.	5	Brett Eibner	5/12/14 vs. New Orleans
2.	4	Maikel García	9/15/22 @ Columbus
4		Vinnie Pasquantino	5/25/22 @ Louisville
4		Nick Pratto	4/30/22 vs. Toledo
4		Edward Olivares	10/1/21 @ Iowa
4		Lucius Fox	10/1/21 @ Iowa
4		Emmanuel Rivera	6/15/21 vs. Louisville
4		Ryan O'Hearn	6/4/21 vs. Iowa
4		Nick Heath	7/31/19 @ Tacoma
4		Adalberto Mondesí	6/15/17 @ Oklahoma City
4		Francisco Peña	6/16/15 vs. Iowa
4		Christian Colón	5/12/14 vs. New Orleans
4		Wil Myers	8/12/12 @ Tucson
4		Salvador Perez	6/8/12 vs. Round Rock
4		Johnny Giavotella	4/8/12 vs. Albuquerque
4		Irving Falú	8/30/10 vs. Round Rock
4		Mike Moustakas	8/30/10 vs. Round Rock
4		Marc Maddox	6/15/10 @ Albuquerque
4		Scott Thorman	5/11/10 @ Reno
4		Alex Gordon	4/16/10 @ Albuquerque
4		Alex Gordon	9/2/09 vs. Iowa
4		Kila Ka'aihue	4/21/09 vs. Oklahoma City
4		Brayan Peña	9/1/08 @ Iowa
4		Kerry Robinson	8/31/06 @ New Orleans
4		Justin Huber	8/9/06 vs. Tacoma
4		Jeff Keppinger	7/27/06 @ Las Vegas

### HITS

1.	6	Matt Diaz	7/27/05 @ Portland
2.	5	Dairon Blanco	9/15/22 @ Columbus
5		Vinnie Pasquantino	5/25/22 @ Louisville
5		Sebastian Rivero	6/10/2021 @ St. Paul
5		Nicky Lopez	7/27/18 @ Fresno
5		Whit Merrifield	8/14/14 vs. Salt Lake
5		Matt Fields	4/9/14 vs. Memphis
5		Brett Eibner	4/9/14 vs. Memphis
5		Xavier Nady	4/27/13 vs. Iowa
5		Wil Myers	8/12/12 @ Tucson
5		Clint Robinson	8/12/12 @ Tucson
5		Salvador Perez	6/8/12 vs. Round Rock
5		Johnny Giavotella	4/28/12 @ Memphis
5		Lorenzo Cain	8/31/11 vs. Round Rock
5		Johnny Giavotella	7/31/11 @ Oklahoma City
5		Irving Falú	5/16/11 @ Colorado Springs
5		Jordan Parraz	5/18/10 @ Las Vegas
5		Brayan Peña	9/1/08 @ Iowa
5		Mitch Maier	5/3/08 @ Fresno
5		Fernando Cortez	6/12/07 @ Iowa
5		Calvin Pickering	9/4/05 @ Oklahoma
5		Matt Diaz	7/31/05 vs. Fresno

### DOUBLES

1.	4	Jordan Parraz	5/18/10 @ Las Vegas
2.	3	Dairon Blanco	9/15/22 @ Columbus
3		José Briceño	7/30/22 @ Syracuse
3		Michael Massey	6/26/22 vs. Columbus
3		Bubba Starling	6/30/21 @ St. Paul
3		Paulo Orlando	5/28/18 vs. Round Rock
3		Ruben Sosa	7/16/17 vs. Nashville
3		Balbino Fuenmayor	5/27/16 vs. El Paso
3		Brian Bockock	9/1/14 vs. Colorado Springs
3		Irving Falú	8/27/12 @ Memphis
3		Mike Avilés	7/16/11 vs. New Orleans
3		Alex Gordon	6/14/10 @ Albuquerque
3		Jai Miller	6/4/10 @ New Orleans
3		Jordan Parraz	5/15/10 @ Las Vegas
3		Mario Lissón	9/4/09 @ Round Rock
3		Craig Brazell	6/14/07 @ Iowa
3		Fernando Cortez	6/12/07 @ Iowa
3		Kerry Robinson	6/15/06 @ Nashville
3		Ruben Gotay	4/14/06 @ Memphis

### TRIPLES

1.	2	Angel Franco	5/6/16 vs. Iowa
2		Irving Falú	5/5/13 vs. Memphis
2		Irving Falú	8/15/11 @ Salt Lake
2		Irving Falú	5/16/11 @ Colorado Springs
2		David Lough	8/9/10 vs. Tacoma
2		Jason Smith	5/18/08 @ Albuquerque
2		Kerry Robinson	8/17/06 vs. Albuquerque
2		Chad Allen	5/4/06 @ Albuquerque

### HOME RUNS

1.	3	Ryan McBroom	6/13/21 @ St. Paul
3		Brett Eibner	5/12/16 vs. Memphis
3		Francisco Peña	6/16/15 vs. Iowa
3		Mike Moustakas	8/30/10 vs. Round Rock
5.	2	136 Tied (Last: Brewer Hicklen, 9/2/22 @ St. Paul)	

### RUNS BATTED IN

1.	11	Mike Moustakas	8/30/10 vs. Round Rock
2.	9	Brett Eibner	4/9/14 vs. Memphis
3.	8	Jimmy Paredes	5/12/14 vs. New Orleans
4.	7	Brett Hayes	4/14/13 vs. Nashville
7		Lorenzo Cain	5/14/11 @ Colorado Springs
6.	6	Freddy Fermin	8/26/22 vs. Scranton/WB
6		Gabriel Cancel	6/23/21 @ Iowa
6		Ryan O'Hearn	6/10/21 @ St. Paul
6		Jorge Bonifacio	7/31/19 @ Tacoma
6		Elier Hernández	4/8/19 @ Memphis
6		Jorge Soler	6/11/17 vs. New Orleans
6		Brett Eibner	5/12/16 vs. Memphis
6		Brett Eibner	4/16/15 @ Memphis
6		Matt Fields	6/6/14 vs. Oklahoma City
6		Max Ramírez	4/16/12 @ Albuquerque
6		Tug Hulett	5/17/09 @ Colorado Springs
6		Justin Huber	6/10/07 vs. Nashville
6		Chad Allen	7/3/06 vs. Iowa
6		Justin Huber	8/2/05 @ Tacoma

### TOTAL BASES

1.	14	Mike Moustakas	8/30/10 vs. Round Rock
2.	13	Vinnie Pasquantino	5/25/22 @ Louisville
13		Matt Diaz	7/31/05 vs. Fresno
4.	12	Clay Dungan	6/26/22 vs. Columbus
12		MJ Melendez	8/27/21 @ Iowa
12		Ryan McBroom	6/13/21 @ St. Paul
12		Brett Eibner	5/12/16 vs. Memphis
12		Francisco Peña	6/16/15 vs. Iowa
12		Brett Eibner	4/9/14 vs. Memphis
12		Jordan Parraz	5/18/10 @ Las Vegas



# TOP 10 HITTING - SINGLE GAME

## MODERN ERA (2005-PRESENT)

### WALKS

- 4 MJ Melendez ..... 8/22/21 vs. Columbus
- 4 Brett Eibner ..... 5/22/16 @ Reno
- 4 Whit Merrifield ..... 5/24/15 vs. Reno
- 4 Kila Ka'aihue ..... 6/15/10 @ Albuquerque
- 4 Kila Ka'aihue ..... 9/30/09 vs. Iowa
- 4 Kila Ka'aihue ..... 7/27/09 vs. Round Rock
- 4 Ryan Shealy ..... 4/30/09 @ Nashville
- 4 Brett Bigler ..... 8/24/08 vs. Memphis
- 4 Chris Lubanski ..... 6/10/08 @ Oklahoma
- 4 Joey Gathright ..... 4/16/07 vs. Albuquerque
- 4 Mark Teahen ..... 6/1/06 vs. New Orleans
- 3 126 Tied (Last: Nick Pratto, 9/26/22 @ St. Paul)

### INTENTIONAL WALKS

- 2 Tony Cruz ..... 7/1/16 vs. Memphis
- 2 Anthony Seratelli ..... 7/1/13 vs. New Orleans
- 2 Johnny Givatella ..... 6/23/13 @ Oklahoma City
- 2 Anthony Seratelli ..... 6/23/13 @ Oklahoma City
- 2 Derrick Robinson ..... 7/18/12 vs. Oklahoma City
- 2 Alex Gordon ..... 7/3/09 vs. New Orleans
- 2 Mitch Maier ..... 4/14/09 @ Round Rock

### STRIKEOUTS

- 5 Drew Waters ..... 8/10/22 @ Toledo
- 5 Cody Decker ..... 4/10/16 vs. New Orleans
- 5 Carlos Peguero ..... 7/25/14 @ New Orleans
- 4 83 Tied (Last: Brewer Hicklen, 9/16/22 @ Columbus)

### HIT BY PITCHES

- 3 Andrés Blanco ..... 4/27/06 vs. Round Rock
- 2 Jimmy Govern ..... 7/15/22 @ Rochester
- 2 Angelo Castellano ..... 5/20/22 vs. St. Paul
- 2 Bobby Witt Jr. .... 9/17/21 vs. Iowa
- 2 Taylor Featherston ..... 8/31/19 Oklahoma City
- 2 Chase d'Arnaud ..... 8/26/19 vs. Nashville
- 2 Cheslor Cuthbert ..... 5/1/19 @ Nashville
- 2 Corey Toups ..... 5/4/17 vs. Memphis
- 2 Christian Colón ..... 8/18/13 @ Memphis
- 2 Adam Moore ..... 8/31/12 @ Albuquerque
- 2 David Lough ..... 7/14/12 vs. Iowa
- 2 Jason Bourgeois ..... 5/5/12 vs. Oklahoma City
- 2 Lorenzo Cain ..... 5/30/11 @ Memphis
- 2 Jordan Parraz ..... 8/10/10 vs. Tacoma
- 2 Jordan Parraz ..... 5/20/10 vs. Salt Lake
- 2 Jordan Parraz ..... 5/13/10 @ Reno
- 2 Shane Costa ..... 7/13/07 vs. Iowa
- 2 Aaron Guiel ..... 4/27/06 vs. Round Rock
- 2 Matt Diaz ..... 5/4/05 vs. Memphis

### REACHING BASE (H, BB, & HBP)

- 6 Nicky Lopez ..... 7/27/18 @ Fresno  
(5 H, 1 BB)
- 6 Brett Eibner ..... 4/9/14 vs. Memphis  
(5 H, 1 BB)
- 6 Irving Falú ..... 8/27/12 @ Memphis  
(4 H, 2 BB)
- 6 Alex Gordon ..... 5/15/10 @ Las Vegas  
(3 H, 3 BB)
- 6 J.R. House ..... 4/15/09 @ Round Rock  
(4 H, 2 BB)
- 6 Matt Diaz ..... 7/27/05 @ Portland  
(6 H)
- 5 99 tied (Last: D. Blanco & M. Garcia, 9/15/22 @ Columbus)

### STOLEN BASES

- 4 Jarrod Dyson ..... 6/10/13 @ Nashville
- 3 Drew Waters ..... 7/27/22 @ Syracuse
- 3 Iván Castillo ..... 7/1/22 @ St. Paul
- 3 Brewer Hicklen ..... 4/22/22 @ Memphis
- 3 Lucius Fox ..... 8/14/21 vs. Iowa
- 3 Felix Peña ..... 7/18/21 @ Indianapolis
- 3 Nick Heath ..... 8/18/19 @ Nashville
- 3 Ramón Torres ..... 8/20/17 @ Round Rock
- 3 Billy Burns ..... 8/6/17 vs. Sacramento
- 3 Adalberto Mondesf. .... 5/11/17 vs. Oklahoma City
- 3 Ramón Torres ..... 6/27/16 @ Nashville
- 3 Whit Merrifield ..... 4/23/16 vs. Colorado Springs
- 3 Whit Merrifield ..... 4/20/16 @ Round Rock
- 3 Whit Merrifield ..... 4/19/16 @ Round Rock
- 3 Moisés Sierra ..... 6/4/15 @ El Paso
- 3 Rey Fuentes ..... 5/21/15 vs. Reno
- 3 Orlando Orlando ..... 8/14/14 vs. Salt Lake
- 3 David Lough ..... 8/21/10 vs. Memphis
- 3 Joey Gathright ..... 5/29/07 @ Tacoma
- 3 Joey Gathright ..... 5/19/07 @ New Orleans
- 3 Adrian Brown ..... 9/5/05 @ Oklahoma
- 3 Adrian Brown ..... 4/20/05 vs. Albuquerque

### CAUGHT STEALING

- 2 Billy Burns ..... 5/17/18 @ Iowa
- 2 Bubba Starling ..... 5/17/17 vs. Tacoma
- 2 Orlando Calixte ..... 8/26/16 @ Iowa
- 2 Moisés Sierra ..... 7/16/15 @ Nashville
- 2 Whit Merrifield ..... 8/10/14 @ Colorado Springs
- 2 Irving Falú ..... 7/30/11 @ Oklahoma City
- 2 Irving Falú ..... 5/27/11 @ Memphis

### SACRIFICES

- 2 Jacksson Flores ..... 7/18/19 vs. New Orleans
- 2 Jacksson Flores ..... 6/23/19 vs. San Antonio
- 2 Billy Burns ..... 8/18/18 @ Colorado Springs
- 2 Billy Burns ..... 8/16/17 vs. Oklahoma City
- 2 Angel Franco ..... 6/2/16 @ Colorado Springs
- 2 Terrance Gore ..... 8/24/14 @ Reno
- 2 Paul Janish ..... 7/24/14 @ Memphis
- 2 Irving Falú ..... 5/23/13 vs. Tucson
- 2 David Lough ..... 7/21/12 @ Round Rock
- 2 David Lough ..... 6/21/12 vs. Memphis
- 2 Irving Falú ..... 6/5/12 vs. Memphis
- 2 David Lough ..... 8/23/11 vs. Nashville
- 2 Irving Falú ..... 4/22/11 vs. Memphis
- 2 Jarrod Dyson ..... 8/8/10 vs. Tacoma
- 2 José Duarte ..... 5/29/09 @ Nashville
- 2 Brayan Peña ..... 5/25/09 vs. Fresno
- 2 Brayan Peña ..... 8/2/08 vs. Salt Lake
- 2 Matt Tupman ..... 4/19/08 vs. New Orleans
- 2 Matt Tupman ..... 6/21/07 @ New Orleans
- 2 Andrés Blanco ..... 5/24/07 vs. Oklahoma
- 2 Fernando Cortez ..... 5/8/07 vs. Sacramento
- 2 Ruben Gotay ..... 6/5/06 @ Round Rock
- 2 Ruben Gotay ..... 5/12/06 vs. Salt Lake

### SACRIFICE FLIES

- 2 Erick Mejia ..... 7/18/19 vs. New Orleans
- 2 Humberto Arteaga ..... 6/17/18 @ Reno
- 2 Ramón Torres ..... 8/26/17 @ Oklahoma City
- 2 José Martínez ..... 4/24/16 vs. Colorado Springs
- 2 Max Ramírez ..... 6/10/13 @ Nashville
- 2 Yamaico Navarro ..... 8/26/11 @ New Orleans
- 2 Tim Raines Jr. .... 9/2/09 vs. Iowa
- 2 Chris Lubanski ..... 7/31/08 vs. Salt Lake
- 2 Justin Huber ..... 9/1/07 @ Iowa

### GROUND INTO DOUBLE PLAYS

- 3 Christian Colón ..... 6/1/16 @ Colorado Springs
- 2 67 Tied (Last: Nick Loftin, 8/9/22 @ Toledo)

STORM CHASERS ORGANIZATION

2023 OMAHA STORM CHASERS

2022 SEASON IN REVIEW

PLAYER & COACH DATABASE

HISTORY & RECORDS

INTERNATIONAL LEAGUE

ROYALS ORGANIZATION

GENERAL INFORMATION

# TOP 10 PITCHING - SINGLE GAME

## MODERN ERA (2005-PRESENT)

### INNINGS PITCHED

- 9.0 Arnaldo Hernandez...8/15/18 vs. Oklahoma City
- 9.0 Aaron Brooks .....8/23/14 @ Tacoma
- 9.0 Chris Dwyer .....8/11/12 @ Tucson
- 9.0 Luis Mendoza .....7/18/11 @ Memphis
- 9.0 Jeff Suppan .....6/21/11 @ Nashville
- 9.0 Philip Humber .....7/30/10 @ Nashville
- 9.0 Bruce Chen .....6/19/09 @ Albuquerque
- 9.0 Heath Phillips .....6/6/09 vs. Nashville
- 9.0 Heath Phillips .....5/25/09 vs. Fresno
- 9.0 Ben Hendrickson .....8/4/07 vs. Las Vegas
- 9.0 Dennis Tankersley .....8/19/05 @ New Orleans
- 8.2 Bryan Bullington .....4/25/10 vs. Albuquerque
- 8.1 Lenny DiNardo .....8/25/09 vs. Oklahoma City
- 8.1 Heath Phillips .....7/27/09 vs. Round Rock
- 8.1 Billy Buckner .....8/3/07 vs. Las Vegas
- 8.1 Danny Tamayo .....8/1/05 @ Tacoma
- 7.8.0 41 Tied (Last: Arnaldo Hernandez, 8/26/19 vs. Nashville)

### INNINGS PITCHED (RELIEVER)

- 8.0 José Capellán .....7/21/08 vs. Round Rock
- 7.0 Austin Cox .....9/22/22 vs. Iowa
- 7.0 Yohan Pino .....4/12/15 @ New Orleans
- 7.0 Luis Mendoza .....5/30/11 @ Memphis
- 7.0 Bruce Chen .....6/2/09 vs. Round Rock
- 6.2 Jake Odorizzi .....6/7/12 vs. Round Rock
- 6.2 Matt Wright .....8/24/08 vs. Memphis
- 6.2 Ryan Baerlocher .....6/10/06 vs. Oklahoma
- 6.2 Chris George .....6/22/05 @ New Orleans
- 6.1 Brandon Duckworth .....8/2/08 vs. Salt Lake
- 6.1 Danny Tamayo .....8/27/05 vs. Oklahoma

### LONGEST HITLESS OUTINGS

- 7.0 Brandon Duckworth .....6/10/08 @ New Orleans
- 6.2 Jonathan Dzedzic .....4/16/17 vs. New Orleans
- 6.0 Gaby Hernandez .....4/13/10 vs. Nashville
- 6.0 Nick Tepech .....7/23/16 @ Nashville
- 5.0 Brian Boehringer .....7/6/06 @ Oklahoma
- 4.0 Jackson Kowar .....8/9/22 @ Toledo
- 4.0 Carlos Rosa .....6/7/08 vs. Iowa
- 4.0 Everett Teaford .....5/2/13 @ New Orleans
- 3.2 Gil Meche .....8/3/09 @ Memphis
- 3.1 Brian Flynn .....6/10/16 @ New Orleans
- 3.1 Kelvin Herrera .....7/4/13 @ Round Rock
- 3.0 Jorge Campillo .....5/23/10 vs. Salt Lake
- 2.2 Denny Bautista .....8/31/05 vs. Iowa
- 2.1 Mike Minor .....7/28/16 @ Round Rock

### HITS ALLOWED

- 15 Justin Marks .....6/22/13 @ Oklahoma City
- 15 Gaby Hernandez .....5/22/10 vs. Salt Lake
- 14 Andrés Machado .....5/5/18 vs. New Orleans
- 13 Onelki García .....8/21/17 @ Round Rock
- 13 Jeff Suppan .....5/16/11 @ Colorado Springs
- 13 Philip Humber .....6/4/10 @ New Orleans
7. 12 Jake Kalish .....9/24/21 vs. Indianapolis
- 12 Heath Fillmyer .....6/1/18 @ Oklahoma City
- 12 Heath Fillmyer .....5/27/18 vs. Round Rock
- 12 Onelki García .....8/16/17 vs. Oklahoma City
- 12 Yender Cáramo .....6/10/17 vs. New Orleans
- 12 Yender Cáramo .....6/3/17 @ Memphis
- 12 Christian Binford .....7/9/16 @ Oklahoma City
- 12 John Lannan .....6/21/16 vs. New Orleans
- 12 Doug Davis .....8/22/12 vs. New Orleans
- 12 Jeff Suppan .....7/22/11 vs. Round Rock
- 12 Gaby Hernandez .....6/27/10 @ Oklahoma City
- 12 Luis Mendoza .....6/26/10 @ Oklahoma City
- 12 Román Colón .....7/29/08 @ Tucson
- 12 Runelvys Hernández .....6/8/06 vs. Oklahoma
- 12 Ryan Jensen .....8/25/05 vs. Oklahoma
- 12 Danny Tamayo .....8/22/05 vs. New Orleans
- 12 Danny Tamayo .....6/2/05 vs. New Orleans

### STRIKEOUTS

- 12 Jakob Junis .....5/26/17 @ Nashville
- 12 Josh Staumont .....5/1/17 vs. Oklahoma City
- 12 Josh Staumont .....4/13/17 vs. Round Rock
- 12 Liam Hendriks .....8/1/14 vs. Memphis
5. 11 John Lamb .....7/9/14 vs. Iowa
- 11 Bruce Chen .....6/18/14 vs. Albuquerque
- 11 Justin Marks .....8/8/13 vs. Sacramento
- 11 Will Smith .....4/4/13 @ Round Rock
- 11 Gaby Hernandez .....7/15/10 @ Nashville
- 11 Philip Humber .....6/23/10 @ Iowa
- 11 Runelvys Hernández .....6/13/06 @ Nashville
- 11 Dennis Tankersley .....7/2/05 vs. Iowa
- 11 Chris George .....8/29/05 vs. Albuquerque
14. 10 18 Tied (Last: Jackson Kowar, 7/3/21 @ St. Paul)

### RUNS

- 12 Foster Griffin .....5/29/19 vs. Oklahoma City
- 12 Philip Humber .....6/4/10 @ New Orleans
3. 11 Luke Farrell .....5/21/17 vs. Reno
- 11 Mike Montgomery .....6/28/12 vs. New Orleans
- 11 Mike Montgomery .....5/14/11 @ Colorado Springs
- 11 Gaby Hernandez .....5/22/10 vs. Salt Lake
- 11 Denny Bautista .....7/25/06 @ Las Vegas
- 11 Kyle Middleton .....7/23/06 vs. Round Rock
9. 10 Jonathan Dzedzic .....8/19/18 @ Colorado Springs
- 10 Andrés Machado .....5/5/18 vs. New Orleans
- 10 Andrés Machado .....4/25/18 @ Colorado Springs
- 10 Christian Binford .....6/27/17 @ Colorado Springs
- 10 John Lannan .....6/4/16 vs. Nashville
- 10 Gaby Hernandez .....4/18/10 @ Albuquerque
- 10 Heath Phillips .....5/13/09 @ Salt Lake
- 10 Bob Keppel .....7/30/06 @ Tucson
- 10 Donovan Osborne .....6/29/06 @ Albuquerque
- 10 Ryan Jensen .....8/25/05 vs. Oklahoma
- 10 Jimmy Gobble .....4/12/05 @ Albuquerque

### EARNED RUNS

- 11 Foster Griffin .....5/29/19 vs. Oklahoma City
- 11 Luke Farrell .....5/21/17 vs. Reno
- 11 Denny Bautista .....7/25/06 @ Las Vegas
- 10 Jonathan Dzedzic .....8/19/18 @ Colorado Springs
- 10 Christian Binford .....6/27/17 @ Colorado Springs
- 10 Gaby Hernandez .....5/22/10 vs. Salt Lake
- 10 Gaby Hernandez .....4/18/10 @ Albuquerque
- 10 Heath Phillips .....5/13/09 @ Salt Lake
- 10 Kyle Middleton .....7/23/06 vs. Round Rock
- 10 Ryan Jensen .....8/25/05 vs. Oklahoma
9. 19 Tied (Last: Jackson Kowar, 6/14/22 @ Iowa)

### HOME RUNS

- 6 Matt Wright .....8/18/07 vs. Albuquerque
- 5 Christian Binford .....7/2/17 vs. Colorado Springs
- 5 Chris George .....5/5/05 vs. Memphis
4. 4 Jake Kalish .....9/24/21 vs. Indianapolis
- 4 Scott Blewett .....9/5/21 vs. Toledo
- 4 Grant Gavin .....6/29/21 @ St. Paul
- 4 Arnaldo Hernandez .....8/3/18 vs. Las Vegas
- 4 Josh Staumont .....6/1/17 vs. New Orleans
- 4 Josh Staumont .....6/6/17 vs. Nashville
- 4 Juan Carlos Sulbaran .....8/21/15 @ Las Vegas
- 4 Andy Ferguson .....8/27/14 @ Reno
- 4 Clayton Mortensen .....7/17/14 vs. New Orleans
- 4 Mike Montgomery .....6/19/11 @ Round Rock
- 4 Kevin Pucetas .....6/7/11 @ Iowa
- 4 Edgar Osuna .....8/1/10 @ Memphis
- 4 Gaby Hernandez .....6/27/10 @ Oklahoma City
- 4 Gaby Hernandez .....4/18/10 @ Albuquerque
- 4 Michael O'Connor .....8/19/09 @ Tacoma
- 4 Scott Elarton .....7/18/07 @ Albuquerque
- 4 Scott Elarton .....7/3/07 vs. Oklahoma
- 4 Kyle Middleton .....7/23/06 vs. Round Rock
- 4 Seth Etherton .....6/23/06 @ Iowa

# TOP 10 PITCHING - SINGLE GAME

## MODERN ERA (2005-PRESENT)

STORM CHASERS ORGANIZATION

2023 OMAHA STORM CHASERS

2022 SEASON IN REVIEW

PLAYER & COACH DATABASE

HISTORY & RECORDS

INTERNATIONAL LEAGUE

ROYALS ORGANIZATION

GENERAL INFORMATION

### WALKS

1.	7	Josh Staumont.....	5/24/17 @ Nashville
	7	Josh Staumont.....	5/18/17 vs. Tacoma
	7	Chris Dwyer.....	9/1/13 vs. Round Rock
	7	Justin Marks.....	8/31/13 vs. Round Rock
	7	Vin Mazzaro.....	7/30/11 @ Oklahoma City
	7	Vin Mazzaro.....	4/10/11 @ Albuquerque
	7	Tyler Lumsden.....	8/12/07 @ Memphis
8.	6	Drew Parrish.....	6/22/22 vs. Columbus
	6	Jake Kalish.....	5/8/21 vs. St. Paul
	6	Conner Greene.....	8/24/19 @ Memphis
	6	Eric Stout.....	9/21/17 vs. Iowa
	6	Josh Staumont.....	6/23/17 vs. Memphis
	6	Almonte, M.....	6/28/16 @ Nashville
	6	Peterson, M.....	6/4/16 vs. Nashville
	6	John Lamb.....	8/14/14 vs. Salt Lake
	6	Chris Dwyer.....	8/27/13 @ Iowa
	6	Justin Marks.....	7/29/13 vs. Nashville
	6	Will Smith.....	4/5/12 vs. Albuquerque
	6	Vin Mazzaro.....	6/30/11 vs. Albuquerque
	6	Anthony Lerew.....	8/4/10 vs. Portland
	6	Gilbert De La Vara.....	8/29/09 vs. New Orleans
	6	Stephen Randolph...7/20/09 @ Iowa	
	6	Tyler Lumsden.....	4/12/08 @ Memphis
	6	Zach Day.....	5/8/07 vs. Sacramento

### HIT BATTERS

1.	3	Andrés Núñez.....	9/11/21 @ St. Paul
	3	Foster Griffin.....	8/29/21 @ Iowa
	3	Jake Kalish.....	8/22/18 @ Oklahoma City
	3	Tejeda, R.....	7/6/11 @ New Orleans
	3	Zach Day.....	4/21/07 @ Memphis
6.	2	41 Tied (Last: Andrés Núñez, 6/25/22 vs. Columbus)	

### WILD PITCHES

1.	4	Josh Staumont.....	8/13/18 vs. Oklahoma City
2.	3	Jackson Kowar.....	4/15/22 vs. Louisville
	3	Ronald Bolaños.....	10/3/21 @ Iowa
	3	Ronald Bolaños.....	5/21/21 @ Iowa
	3	Onelki García.....	5/4/17 vs. Memphis
	3	Jakob Junis.....	8/21/16 vs. Nashville
	3	Mark Peterson.....	6/4/16 vs. Nashville
	3	Blake Wood.....	8/31/14 vs. Colorado Springs
	3	Nate Adcock.....	5/20/13 vs. Tucson
	3	Nate Adcock.....	5/11/13 @ New Orleans
	3	Román Colón.....	7/16/12 vs. Oklahoma City
	3	Josh Rupe.....	8/14/10 @ Sacramento
	3	Kyle Davies.....	7/31/09 vs. Iowa
	3	Billy Buckner.....	7/28/07 @ Colorado Springs
	3	Kyle Snyder.....	5/27/06 vs. Memphis

### GROUND BALL DOUBLE PLAYS INDUCED

1.	4	Trevor Oaks.....	8/12/18 @ Round Rock
	4	Marimon, S.....	6/12/14 @ Sacramento
	4	Heath Phillips.....	6/6/09 vs. Nashville
	4	Billy Buckner.....	7/6/07 @ Round Rock
5.	3	29 Tied (Last: Arnaldo Hernandez, 6/25/19 @ Iowa)	

### TOTAL BATTERS FACED

1.	37	Chris Dwyer.....	8/11/12 @ Tucson
2.	34	Christian Binford.....	9/3/17 vs. Iowa
3.	33	Aaron Brooks.....	8/23/14 @ Tacoma
	33	Doug Davis.....	8/22/12 vs. New Orleans
	33	Doug Davis.....	7/27/12 @ New Orleans
	33	Anthony Lerew.....	8/9/10 vs. Tacoma
	33	Heath Phillips.....	8/6/09 vs. Las Vegas
8.	32	19 Tied (Last: Brian Flynn, 8/29/19 vs. Nashville)	

### PITCHES THROWN

1.	127	Brett Tomko.....	5/8/14 @ Round Rock
2.	123	Doug Davis.....	8/22/12 vs. New Orleans
3.	121	Lenny DiNardo.....	8/20/09 @ Tacoma
4.	119	Justin Marks.....	7/13/13 @ Memphis
	119	Anthony Lerew.....	8/4/10 vs. Portland
6.	118	Doug Davis.....	8/17/12 @ Las Vegas
	118	Doug Davis.....	7/27/12 @ New Orleans
	118	Luis Mendoza.....	7/18/11 @ Memphis
9.	117	Justin Marks.....	6/22/13 @ Oklahoma City
	117	Will Smith.....	5/22/13 vs. Tucson
	117	Vin Mazzaro.....	8/14/11 @ Salt Lake
	117	Ryan Baerlocher.....	7/24/06 vs. Round Rock

### BALLS THROWN

1.	54	Luis Mendoza.....	7/18/11 @ Memphis
2.	51	Ryan Verdugo.....	4/28/13 vs. Iowa
	51	Vin Mazzaro.....	7/30/11 @ Oklahoma City
	51	Dusty Hughes.....	8/26/09 vs. New Orleans
5.	50	Chris Dwyer.....	7/31/13 @ Tacoma
	50	Justin Marks.....	7/3/13 vs. New Orleans
	50	Ryan Verdugo.....	5/30/13 @ Oklahoma City
	50	Mike Montgomery....	6/5/12 vs. Memphis
	50	Anthony Lerew.....	8/4/10 vs. Portland
	50	Gaby Hernandez.....	7/20/10 @ Memphis
	50	Tyler Lumsden.....	6/16/08 @ Albuquerque
	50	Kyle Middleton.....	8/23/06 @ Oklahoma

### STRIKES THROWN

1.	83	Lenny DiNardo.....	8/20/09 @ Tacoma
2.	81	Christian Binford.....	9/3/17 vs. Iowa
	81	Aaron Brooks.....	8/23/14 @ Tacoma
	81	Ryan Baerlocher.....	7/24/06 vs. Round Rock
5.	80	Arnaldo Hernandez...8/15/18 vs. Oklahoma City	
	80	Eric Skoglund.....	8/10/17 @ Memphis
	80	Will Smith.....	6/26/12 @ Oklahoma City
	80	Bruce Chen.....	6/19/09 @ Albuquerque
9.	79	Eric Skoglund.....	7/21/17 @ El Paso
	79	Liam Hendriks.....	8/1/14 vs. Memphis
	79	Brett Tomko.....	5/8/14 @ Round Rock
12.	78	Vin Mazzaro.....	8/14/11 @ Salt Lake
	78	Anthony Lerew.....	8/15/10 @ Sacramento

### STRIKE % (MIN. 75 PITCHES)

1.	82.47%	Arnaldo Hernandez...8/15/18 vs. Oklahoma City
2.	77.67%	Will Smith.....6/26/12 @ Oklahoma City
3.	77.32%	Luke Hochevar.....5/7/09 vs. Memphis
4.	77.22%	Jakob Junis.....4/7/17 @ Colorado Springs
5.	76.92%	Scott Elarton.....7/3/07 vs. Oklahoma
6.	76.83%	Ed Yarnall.....5/15/06 vs. Colorado Springs
7.	76.34%	Lenny DiNardo.....8/30/09 vs. New Orleans
8.	76.32%	Chris Chavez.....9/4/09 @ Round Rock
9.	75.26%	John Lannan.....5/24/16 vs. Albuquerque
10.	75.00%	Aaron Brooks.....5/7/14 @ Round Rock
	75.00%	Bruce Chen.....4/20/10 @ Round Rock

### PITCHES/INNING (MIN. 75 PITCHES)

1.	9.63	Bryan Bullington.....	4/25/10 vs. Albuquerque
2.	10.13	Ben Hendrickson.....	9/2/07 @ Iowa
3.	10.38	Arnaldo Hernandez.....	8/26/19 vs. Nashville
4.	10.71	Kyle Snyder.....	4/16/06 @ Memphis
5.	10.78	Arnaldo Hernandez.....	8/15/18 vs. Oklahoma City
6.	10.78	Phillip Humber.....	7/30/10 @ Nashville
7.	10.85	Nate Adcock.....	8/15/12 @ Las Vegas
8.	10.86	Luis Mendoza.....	6/11/10 vs. Nashville
9.	10.88	Andy Van Hekken.....	8/22/06 vs. New Orleans
10.	11.00	Jeff Suppan.....	6/21/11 @ Nashville
	11.00	Bruce Chen.....	4/20/10 @ Round Rock
	11.00	Billy Buckner.....	6/20/07 @ New Orleans



# TOP 10 HITTING - SEASON

## FRANCHISE HISTORY (1969-PRESENT)

### GAMES PLAYED

1.	149	Dave Leeper.....	1984
2.	148	John Morris.....	1984
3.	140	Mitch Maier.....	2007
4.	139	Adrian Brown.....	2005
	139	Bill Pecota.....	1986
6.	137	Bob Hamelin.....	1993
	137	Ron Johnson.....	1982
	137	Manny Castillo.....	1980
9.	136	Paulo Orlando.....	2014
	136	Luis de los Santos.....	1988
	136	Jim Scranton.....	1984
	136	Manny Castillo.....	1981
	136	Steve Stagg.....	1976

### AT BATS

1.	599	Manny Castillo.....	1980
2.	550	Adrian Brown.....	2005
3.	544	Whit Merrifield.....	2015
	544	Mitch Maier.....	2007
5.	543	Manny Castillo.....	1981
6.	538	Mike Aviles.....	2007
7.	535	Luis de los Santos.....	1988
8.	534	Dave Leeper.....	1984
9.	521	Luis de los Santos.....	1990
10.	518	Luis de los Santos.....	1987

### RUNS SCORED

1.	103	Adrian Brown.....	2005
	103	George Spriggs.....	1969
3.	95	Dwayne Hosey.....	1994
4.	94	Luis Alcaraz.....	1969
5.	93	Aaron Guiel.....	2005
6.	92	Bombo Rivera.....	1982
	92	Steve Stagg.....	1976
8.	88	Kit Pellow.....	1999
	88	Gary Thurman.....	1987
10.	87	David Lough.....	2011

### HITS

1.	182	Manny Castillo.....	1981
2.	173	Manny Castillo.....	1980
3.	166	Ron Johnson.....	1982
4.	164	Clint Robinson.....	2011
	164	Luis de los Santos.....	1988
6.	159	Mike Aviles.....	2007
7.	154	Mark Quinn.....	1999
8.	153	Johnny Giavotella.....	2011
9.	152	Lorenzo Cain.....	2011
	152	Mitch Maier.....	2007
	152	Luis de los Santos.....	1987

### TOTAL BASES

1.	313	Chris Hatcher.....	1998
2.	277	Kit Pellow.....	1999
3.	268	Clint Robinson.....	2011
4.	267	Aaron Guiel.....	2005
5.	263	Bombo Rivera.....	1982
6.	262	Craig Brazell.....	2007
7.	259	Joe Vitiello.....	1999
8.	258	Frank Schwindel.....	2018
9.	256	Mark Quinn.....	1999
10.	255	Dwayne Hosey.....	1994

### EXTRA-BASE HITS

1.	69	Chris Hatcher.....	1998
2.	67	Kit Pellow.....	1999
3.	66	Aaron Guiel.....	2005
4.	65	Craig Brazell.....	2007
5.	63	Frank Schwindel.....	2018
6.	62	Brewer Hicklen.....	2022
7.	61	Joe Vitiello.....	1999
8.	59	Matt Fields.....	2014
9.	58	Clint Robinson.....	2011
	58	Dwayne Hosey.....	1994

### DOUBLES

1.	38	Frank Schwindel.....	2018
2.	37	Clint Robinson.....	2012
	37	Steve Hammond.....	1983
4.	36	Hunter Dozier.....	2016
	36	Tony Abreu.....	2012
6.	35	Clint Robinson.....	2011
	35	Clint Hurdle.....	1977
8.	34	Johnny Giavotella.....	2011
9.	33	Johnny Giavotella.....	2014
	33	Craig Brazell.....	2007
	33	Jarrod Patterson.....	2003
	33	Joe Vitiello.....	1999

### TRIPLES

1.	20	Fred Rico.....	1969
2.	15	Donzell McDonald.....	2002
3.	14	Rondin Johnson.....	1986
	14	Steve Stagg.....	1976
5.	13	Brett Phillips.....	2019
6.	12	David Lough.....	2010
7.	11	David Lough.....	2012
	11	David Lough.....	2011
	11	Kevin Seitze.....	1986
	11	Dwight Taylor.....	1986
	11	Dave Leeper.....	1984
	11	Manny Castillo.....	1980

### HOME RUNS

1.	46	Chris Hatcher.....	1998
2.	35	Calvin Pickering.....	2004
	35	Kit Pellow.....	1999
4.	32	Ryan McBroom.....	2021
	32	Craig Brazell.....	2007
6.	30	Carlos Peguero.....	2014
	30	Aaron Guiel.....	2005
8.	29	Bob Hamelin.....	1993
9.	28	Brewer Hicklen.....	2022
	28	Matt Fields.....	2014
	28	Joe Vitiello.....	1999
	28	Steve Gibraltar.....	1999

### RUNS BATTED IN

1.	106	Chris Hatcher.....	1998
2.	100	Clint Robinson.....	2011
3.	99	Kit Pellow.....	1999
4.	98	Joe Vitiello.....	1999
5.	97	Glenn Davis.....	1994
6.	95	Aaron Guiel.....	2005
7.	93	Frank Schwindel.....	2018
8.	91	Jarrod Patterson.....	2003
	91	Bombo Rivera.....	1982
	91	Manny Castillo.....	1981

### WALKS

1.	128	Ken Phelps.....	1980
2.	102	Kila Ka'aihue.....	2009
3.	100	Randy Bass.....	1978
4.	98	Ken Phelps.....	1979
5.	96	Clint Hurdle.....	1977
6.	89	Kevin Seitzer.....	1986
	89	Steve Stagg.....	1976
8.	88	Kila Ka'aihue.....	2010
9.	83	Jim Nettles.....	1979
	82	Jeff Grotewold.....	1995
	82	Bob Hamelin.....	1993

### STRIKEOUTS

1.	202	Brewer Hicklen.....	2022
2.	156	Matt Fields.....	2014
3.	145	U L Washington.....	1975
4.	138	Carlos Peguero.....	2014
5.	133	Chad Santos.....	2005
6.	130	Jorge Bonifacio.....	2016
	130	Chris Lubanski.....	2008
8.	129	Calvin Pickering.....	2005
	129	Chito Martinez.....	1990
10.	128	Jason Smith.....	2008

# TOP 10 HITTING - SEASON

## FRANCHISE HISTORY (1969-PRESENT)

### HIT BY PITCHES

1.	26	Sal Fasano.....	1999
2.	19	Jordan Parraz.....	2010
	19	Rontrez Johnson.....	2002
	19	Kit Pellow.....	2002
5.	18	Kit Pellow.....	1999
	17	Brewer Hicklen.....	2022
	17	Morgan Burkhardt.....	2003
8.	16	Kit Pellow.....	2000
9.	15	Lorenzo Cain.....	2011
	15	Aaron Guiel.....	2005

### STOLEN BASES

1.	75	Germán Barranca.....	1979
2.	74	Willie Wilson.....	1977
3.	67	Dwight Taylor.....	1986
4.	58	Gary Thurman.....	1987
5.	50	Tom Goodwin.....	1994
	46	George Spriggs.....	1969
7.	45	Dairon Blanco.....	2022
8.	39	Gary Thurman.....	1990
	39	U L Washington.....	1977
10.	38	Jarrod Dyson.....	2011
	38	Luis Silverio.....	1978

### CAUGHT STEALING

1.	20	Tom Goodwin.....	1994
2.	19	Dwight Taylor.....	1986
3.	18	Nick Capra.....	1989
4.	17	Mike Cole.....	1985
	17	Germán Barranca.....	1979
6.	16	Jacob Brumfield.....	1991
7.	15	Gary Thurman.....	1990
8.	14	Kerry Robinson.....	2006
	14	Bobby Moore.....	1991
	14	Tim Ireland.....	1980
	14	Luis Silverio.....	1978
	14	George Spriggs.....	1969

### SACRIFICES

1.	21	Terry Shumpert.....	1993
	21	Keith Marshall.....	1973
3.	19	David Lough.....	2010
	19	Shane Halter.....	1995
	19	Rudy Kinard.....	1979
6.	17	Jim Scranton.....	1984
7.	15	Christian Colón.....	2013
8.	14	Rey Fuentes.....	2015
	14	David Lough.....	2012
10.	13	"Seven Tied (Last: Jecksson Flores, 2019)	

### SACRIFICE FLIES

1.	12	Luis de los Santos.....	1990
2.	9	Mitch Maier.....	2007
	9	Craig Wilson.....	2001
	9	Bob Hamelin.....	1993
	9	Kevin Seitzer.....	1986
6.	8	David Lough.....	2011
	8	Jeffrey Leonard.....	1991
	8	Dann Bilardello.....	1988
	8	Jeff Schulz.....	1986
	8	Tim Ireland.....	1980

### DOUBLE PLAYS GROUNDED INTO

1.	24	Mike Aviles.....	2007
2.	22	Ryan Shealy.....	2008
3.	22	Ken Harvey.....	2002
4.	21	Craig Wilson.....	2001
5.	20	J.R. House.....	2009
6.	19	Max Ramirez.....	2012
7.	19	Joe Vitiello.....	1998
8.	18	Clint Robinson.....	2011
9.	18	Joe Randa.....	1994
10.	17	Clint Robinson.....	2012
	17	Jordan Parraz.....	2010
	17	Adrian Brown.....	2005
	17	Chad Santos.....	2005

### BATTING AVERAGE (TOP 15)

1.	.384	José Martínez.....	2015
2.	.372	Jeremy Giambi.....	1998
3.	.360	Mark Quinn.....	1999
4.	.344	Joe Vitiello.....	1994
5.	.338	Johnny Giavotella.....	2011
6.	.336	Ron Johnson.....	1982
7.	.335	Manny Castillo.....	1981
8.	.333	Dwayne Hosey.....	1994
9.	.331	Gary Thurman.....	1990
10.	.329	Irving Falu.....	2012
11.	.328	Clint Hurdle.....	1977
12.	.326	Clint Robinson.....	2011
13.	.323	Johnny Giavotella.....	2012
14.	.322	Tony Abreu.....	2012
15.	.321	Frank Schwindel.....	2017

### ON BASE PERCENTAGE (TOP 15)

1.	.469	Jeremy Giambi.....	1998
2.	.463	Kila Ka'aihue.....	2010
3.	.461	José Martínez.....	2015
4.	.456	Ken Phelps.....	1980
5.	.449	Clint Hurdle.....	1977
6.	.440	Joe Vitiello.....	1994
7.	.438	Kevin Seitzer.....	1986
8.	.434	Jeff Grotewold.....	1995
9.	.424	Dwayne Hosey.....	1994
10.	.417	Randy Bass.....	1978
11.	.410	Russ McGinnis.....	1994
12.	.409	Mark Quinn.....	1999
13.	.407	Danny Garcia.....	1980
	.407	Joe Vitiello.....	1999
	.407	Jim Clark.....	1973

### SLUGGING PERCENTAGE (TOP 15)

1.	.645	Chris Hatcher.....	1998
2.	.634	Jeremy Giambi.....	1998
3.	.628	Dwayne Hosey.....	1994
4.	.605	Craig Brazell.....	2007
5.	.603	Karl Rhodes.....	1993
6.	.598	Kila Ka'aihue.....	2010
7.	.598	Mark Quinn.....	1999
8.	.583	Jon Nunnally.....	1996
9.	.583	Kit Pellow.....	1999
10.	.579	Joe Vitiello.....	1999
11.	.563	José Martínez.....	2015
12.	.563	Carlos Peguero.....	2014
13.	.562	Bombo Rivera.....	1982
14.	.562	Kit Pellow.....	2002
15.	.558	Russ McGinnis.....	1994

### OPS - ON BASE PLUS SLUGGING (TOP 15)

1.	1.103	Jeremy Giambi.....	1998
2.	1.060	Kila Ka'aihue.....	2010
3.	1.052	Dwayne Hosey.....	1994
4.	1.024	José Martínez.....	2015
5.	1.007	Mark Quinn.....	1999
6.	.990	Chris Hatcher.....	1998
7.	.988	Ken Phelps.....	1980
8.	.986	Joe Vitiello.....	1999
9.	.983	Karl Rhodes.....	1993
10.	.978	Clint Hurdle.....	1977
11.	.968	Russ McGinnis.....	1994
12.	.966	Joe Vitiello.....	1994
13.	.957	Jon Nunnally.....	1996
14.	.953	Bombo Rivera.....	1982
15.	.945	Kevin Seitzer.....	1986

▲ Led League

Single Season averages based on minimum  
2.7 plate appearances/game

# TOP 10 PITCHING - SEASON

## FRANCHISE HISTORY (1969-PRESENT)

### WINS

1.	16	Gary Lance	1977
	16	Mark Littell	1973
3.	14	Bill Paschall	1978
4.	13	Keith Brown	1993
	13	Steve Fireovid	1989
	13	Alan Hargeshheimer	1986
	13	Mark Littell	1975
8.	12	15 Tied (Last: Aaron Brooks, 2014)	

### LOSSES

1.	15	David Cone	1985
	15	Keith Creel	1984
3.	14	Derek Botelho	1983
	14	Steve Busby	1972
5.	13	Justin Marks	2013
	13	Tyler Lumsden	2008
	13	Kris Wilson	2004
	13	Brett Laxton	2002
	13	Mark Daly	1979
	13	Dennis Leonard	1974

### SAVES

1.	33	Mark Huismann	1985
2.	27	Bart Evans	1998
3.	25	Jaime Bluma	1996
4.	23	Jeff Schattinger	1981
5.	20	Jay Baller	1990
	20	Norm Angelini	1975
7.	19	Enrique Burgos	1994
8.	17	Santiago Ramirez	2005
9.	16	Jesse Chavez	2011
	16	Carlos Maldonado	1992
	16	Rick Luecken	1989
	16	Roger Nelson	1977
	16	Roger Nelson	1976

### APPEARANCES

1.	61	Allen McDill	1998
2.	59	Mark Huismann	1985
	59	Bob Tufts	1982
	59	Jeff Schattinger	1981
5.	58	Craig Pippin	1987
	58	Roger Nelson	1977
7.	57	J.J. Munoz	1995
	57	Enrique Burgos	1994
9.	55	Gary Wright	1977
10.	54	Andrés Núñez	2022
	54	Norm Angelini	1975

### GAMES STARTED

1.	30	Steve Busby	1972
2.	29	Brian Harrison	1997
	29	Gary Lance	1977
	29	Dennis Leonard	1974
5.	28	Chris Dwyer	2013
	28	Kris Wilson	2004
	28	Brett Laxton	2002
	28	Glendon Rusch	1996
	28	Mike Griffin	1986
	28	Al Autry	1973

### GAMES FINISHED

1.	56	Mark Huismann	1985
2.	47	Jaime Bluma	1996
3.	47	Jay Baller	1990
4.	46	Bob Tufts	1982
5.	45	Enrique Burgos	1994
6.	41	Jeff Schattinger	1981
7.	40	Santiago Ramirez	2005
8.	40	Bart Evans	1998
9.	36	Carlos Maldonado	1992
10.	35	John Davis	1987

### COMPLETE GAMES

1.	18	Dennis Leonard	1974
2.	17	Steve Busby	1972
3.	15	Mark Littell	1973
4.	13	Bill Paschall	1978
5.	12	George Throop	1978
6.	11	Paul Spittorff	1969
	11	Chris Zachary	1969
8.	10	Keith Creel	1984
	10	Danny Jackson	1984
	10	Gary Lance	1977
	10	George Throop	1975
	10	Don O'Riley	1969

### COMPLETE GAME SHUTOUTS

1.	7	Monty Montgomery	1972
2.	5	Mike Jackson	1972
3.	4	Gary Lance	1977
	4	Greg Shanahan	1977
	4	Dennis Leonard	1974
6.	3	Bruce Chen	2009
	3	Steve Farr	1985
	3	Keith Creel	1984
	3	Danny Jackson	1984
	3	Charlie Leibbrandt	1984
	3	Daniel Fischer	1980
	3	George Throop	1975
	3	Lance Clemons	1971
	3	Jerry Cram	1970

### EARNED RUN AVERAGE (ERA)

1.	2.02	Steve Farr	1985
2.	2.18	Luis Mendoza	2011
3.	2.41	Mike Jackson	1972
4.	2.46	Dennis Moeller	1992
5.	2.51	Mark Littell	1973
6.	2.54	Greg Shanahan	1977
7.	2.55	Anthony Lerew	2010
8.	2.69	Monty Montgomery	1972
9.	2.85	Luis Aquino	1988
10.	2.91	Alan Hargeshheimer	1985

### WALKS+HITS PER INNINGS PITCHED (WHIP)

1.	1.01	Rick Reed	1993
2.	1.09	Steve Farr	1985
3.	1.10	Stan Clarke	1989
4.	1.13	Rich Sauveur	1992
5.	1.15	Mike Hedlund	1970
6.	1.16	Bill Paschall	1981
7.	1.17	Lenny DiNardo	2009
	1.17	Kiko Calero	2002
	1.17	Mike Griffin	1985
10.	1.19	Greg Shanahan	1977
	1.19	George Throop	1975

### OPPONENTS' BATTING AVERAGE (TRACKED SINCE 2005)

1.	.227	Ryan Verdugo	2012
2.	.234	Chris Dwyer	2013
3.	.238	Luis Mendoza	2011
4.	.246	Lenny DiNardo	2009
5.	.253	Gaby Hernandez	2010
6.	.255	Jonathan Dzieladzic	2016
7.	.256	Brandon Duckworth	2008
8.	.257	Anthony Lerew	2010
9.	.258	John Lamb	2014
10.	.259	Foster Griffin	2019

▲ Led League

† Denotes One 9-inning shutout, one 7-inning shutout

+ Denotes 7-inning shutout

Single Season ratios based on minimum 0.8 IP/Game



# TOP 10 PITCHING - SEASON

## FRANCHISE HISTORY (1969-PRESENT)

### STRIKEOUTS

1.	221	Steve Busby	1972
2.	193	Dennis Leonard	1974
3.	158	Jose de Jesus	1989
	158	Mike Jackson	1972
5.	145	Stan Clarke	1989
6.	136	Al Autry	1973
7.	133	Mark Littell	1973
8.	131	John Lamb	2014
9.	129	Mike Montgomery	2011
10.	128	Mark Littell	1975

### INNINGS PITCHED

1.	223.0	Dennis Leonard	1974
2.	217.0	Steve Busby	1972
3.	204.0	Gary Lance	1977
4.	189.0	Craig Eaton	1979
5.	186.0	Bill Paschall	1978
	186.0	George Throop	1975
7.	183.0	Mike Griffin	1986
8.	179.0	Mark Littell	1973
9.	178.1	Brian Harrison	1997
10.	178.0	Gary Lance	1975

### HITS ALLOWED

1.	208	Brian Harrison	1997
2.	201	Kris Wilson	2004
3.	201	Paul Splittorff	1969
4.	199	Bill Swaggerty	1987
5.	197	Monty Montgomery	1973
	197	Steve Busby	1972
7.	194	Bill Paschall	1978
8.	193	Brian Harrison	1998
9.	192	Paul Splittorff	1970
10.	190	Jerry Cram	1970

### RUNS ALLOWED

1.	116	Kris Wilson	2004
	116	Brian Harrison	1998
3.	114	Brian Harrison	1997
	114	Al Autry	1973
5.	106	Melvin Bunch	1996
6.	105	Derek Botelho	1983
	105	Craig Chamberlain	1980
8.	104	Monty Montgomery	1973
9.	103	Gary Lance	1976
10.	102	Rod Nichols	1994

### EARNED RUNS ALLOWED

1.	108	Brian Harrison	1998
2.	105	Kris Wilson	2004
3.	104	Al Autry	1973
4.	100	Brian Harrison	1997
5.	99	Melvin Bunch	1996
6.	93	Christian Binford	2017
	93	Danny Tamayo	2005
	93	George Throop	1978
9.	92	Chris George	2005
	92	Derek Botelho	1983

### HOME RUNS ALLOWED

1.	39	Kris Wilson	2004
2.	32	Melvin Bunch	1996
3.	31	Jake Kalish	2021
	31	Gaby Hernandez	2010
5.	29	Matt Wright	2008
	29	Eddie Bane	1980
7.	27	Danny Tamayo	2005
	27	Chris George	2005
9.	26	Jake Kalish	2019
10.	25	Christian Binford	2017
	25	Jamie Walker	2000
	25	Keith Brown	1993
	25	Paul Splittorff	1969

### HIT BATTERS

1.	14	Christian Binford	2017
	14	Kris Wilson	2004
3.	13	Brian Harrison	1998
4.	12	Alan Hargesseimer	1988
5.	11	Mike MacDougal	2001
6.	10	Zachary Lovvorn	2019
	10	Brian Harrison	1997
	10	Dennis Leonard	1974
9.	9	Seven Tied (Last: John Lamb, 2014)	

### WALKS

1.	104	Al Autry	1973
2.	98	Jose de Jesus	1989
3.	93	David Cone	1985
4.	91	Dennis Leonard	1974
5.	89	Tony Ferreira	1985
6.	88	Les Strome	1986
7.	85	Mark Daly	1979
8.	81	Frank Wills	1982
	81	Craig Chamberlain	1980
	81	Mark Littell	1973

### WILD PITCHES

1.	23	Craig Pippin	1987
2.	17	Dera Clark	1991
	17	Ed Bernard	1974
4.	15	Josh Staumont	2018
	15	Mike MacDougal	2002
	15	Mike MacDougal	2001
7.	14	Jackson Kowar	2021
	14	Mike Montgomery	2011
	14	Gary Lance	1978
	14	Gary Lance	1977

### TOTAL BATTERS FACED (TRACKED SINCE 1991)

1.	783	Brian Harrison	1997
2.	723	Glendon Rusch	1996
3.	720	Jeff Suppan	2011
4.	715	Kris Wilson	2004
5.	711	Chris Fussell	2002
6.	693	Brett Laxton	2002
7.	685	Brian Harrison	1998
8.	681	Danny Tamayo	2005
9.	680	Chris Dwyer	2013
10.	664	Mike Montgomery	2011
	664	Bob Buchanan	1991

### STRIKEOUTS PER WALK (K/BB)

1.	4.68	Stan Clarke (145 K/31 BB)	1989
2.	4.14	Rick Reed (58 K/14 BB)	1993
3.	4.00	Philip Humber (80 K/20 BB)	2010
4.	3.88	Aaron Brooks (97 K/25 BB)	2014
5.	3.56	Jake Kalish (89 K/25 BB)	2019
6.	3.46	Kris Wilson (97 K/28 BB)	2004
7.	3.45	Steve Busby (221 K/64 BB)	1972
8.	3.34	Lenny DiNardo (127 K/38 BB)	2009
9.	3.11	Kiko Calero (109 K/35 BB)	2002
10.	3.09	Glendon Rusch (102 K/35 BB)	1999

### STRIKEOUTS PER 9 INNINGS (K/9)

1.	9.8	Jose de Jesus (158 K/145.1 IP)	1989
2.	9.2	Steve Busby (221 K/217.0 IP)	1972
3.	8.5	John Lamb (131 K/138.1 IP)	2014
4.	8.3	Les Strome (105 K/113.1 IP)	1985
	8.3	Mike Jackson (158 K/172.0 IP)	1972
6.	8.1	Justin Marks (117 K/129.2 IP)	2013
	8.1	Glendon Rusch (102 K/114.0 IP)	1999
8.	8.0	Al Autry (136 K/153.0 IP)	1973
9.	7.8	Seven Tied (Last: Ryan Verdugo, 2012)	

# TOP 10 HITTING - CAREER

## FRANCHISE HISTORY (1969-PRESENT)

### GAMES PLAYED

1.	724	Jed Hansen	.....1996-99, 2001-04
2.	621	Irving Falú	.....2004, 2009-13, 2016
3.	612	Rondin Johnson	.....1984-88
4.	516	Aaron Guiel	.....2000-06
5.	509	Tim Ireland	.....1978-82
6.	505	Luis de los Santos	.....1987-90
7.	496	Kit Pellow	.....1998-2002
8.	487	Jeff Schulz	.....1986-90
9.	470	Dave Cripe	.....1976-79
10.	435	Jose Mota	.....1992-96

### AT BATS

1.	2,498	Jed Hansen	.....1996-99, 2001-04
2.	2,387	Irving Falú	.....2004, 2009-13, 2016
3.	2,306	Rondin Johnson	.....1984-88
4.	1,961	Luis de los Santos	.....1987-90
5.	1,892	Aaron Guiel	.....2000-06
6.	1,836	Kit Pellow	.....1998-2002
7.	1,778	Tim Ireland	.....1978-82
8.	1,637	Jeff Schulz	.....1986-90
9.	1,633	Dave Cripe	.....1976-79
10.	1,626	Johnny Giavotella	.....2011-14

### PLATE APPEARANCES

1.	2,890	Jed Hansen	.....1996-99, 2001-04
2.	2,667	Irving Falú	.....2004, 2009-13, 2016
3.	2,520	Rondin Johnson	.....1984-88
4.	2,249	Aaron Guiel	.....2000-06
5.	2,136	Luis de los Santos	.....1987-90
6.	2,131	Tim Ireland	.....1978-82
7.	2,049	Kit Pellow	.....1998-2002
8.	1,914	Dave Cripe	.....1976-79
9.	1,840	Johnny Giavotella	.....2011-14
10.	1,816	Joe Vitiello	.....1994-99

### RUNS SCORED

1.	387	Jed Hansen	.....1996-99, 2001-04
2.	361	Aaron Guiel	.....2000-06
3.	324	Irving Falú	.....2004, 2009-13, 2016
4.	303	Kit Pellow	.....1998-2002
5.	267	Rondin Johnson	.....1984-88
6.	263	Dave Cripe	.....1976-79
7.	262	Tim Ireland	.....1978-82
8.	250	David Lough	.....2010-13
9.	248	Johnny Giavotella	.....2011-14
10.	236	Gary Thurman	.....1986-90

### HITS

1.	671	Irving Falú	.....2004, 2009-13, 2016
2.	662	Jed Hansen	.....1996-99, 2001-04
3.	599	Rondin Johnson	.....1984-88
4.	577	Luis de los Santos	.....1987-90
5.	538	Aaron Guiel	.....2000-06
6.	512	Johnny Giavotella	.....2011-14
7.	508	Kit Pellow	.....1998-2002
8.	480	Joe Vitiello	.....1994-99
9.	477	Tim Ireland	.....1978-82
10.	466	Jeff Schulz	.....1986-90

### TOTAL BASES

1.	1,134	Jed Hansen	.....1996-99, 2001-04
2.	984	Aaron Guiel	.....2000-06
3.	932	Kit Pellow	.....1998-2002
4.	877	Irving Falú	.....2004, 2009-13, 2016
5.	837	Joe Vitiello	.....1994-99
6.	761	Luis de los Santos	.....1987-90
7.	740	Rondin Johnson	.....1984-88
8.	734	Johnny Giavotella	.....2011-14
9.	700	David Lough	.....2010-13
10.	683	Tim Ireland	.....1978-82

### EXTRA-BASE HITS

1.	250	Jed Hansen	.....1996-99, 2001-04
2.	229	Aaron Guiel	.....2000-06
3.	203	Kit Pellow	.....1998-2002
4.	190	Joe Vitiello	.....1994-99
5.	150	Johnny Giavotella	.....2011-14
6.	143	Mike Aviñes	.....2006-08, 2010-11
7.	141	Irving Falú	.....2004, 2009-13, 2016
8.	138	Luis de los Santos	.....1987-90
9.	136	David Lough	.....2010-13
136		Frank Ortenzio	.....1972-76

### DOUBLES

1.	127	Jed Hansen	.....1996-99, 2001-04
2.	114	Aaron Guiel	.....2000-06
3.	111	Johnny Giavotella	.....2011-14
4.	108	Luis de los Santos	.....1987-90
5.	103	Joe Vitiello	.....1994-99
6.	94	Irving Falú	.....2004, 2009-13, 2016
7.	88	Kit Pellow	.....1998-2002
88		Tim Ireland	.....1978-82
9.	86	Jeff Schulz	.....1986-90
10.	84	Dave Cripe	.....1976-79

### TRIPLES

1.	37	David Lough	.....2010-13
2.	29	Irving Falú	.....2004, 2009-13, 2016
29		Rondin Johnson	.....1984-88
4.	25	Buddy Biancalana	.....1982-84, 1987-88
25		Gary Thurman	.....1986-90
6.	24	Jed Hansen	.....1996-99, 2001-04
7.	21	Dave Leeper	.....1983-85
8.	20	Jeff Schulz	.....1986-90
20		U Washington	.....1975-77
10.	19	Mike Kingery	.....1985-86, 1993

### HOME RUNS

1.	106	Kit Pellow	.....1998-2002
2.	102	Aaron Guiel	.....2000-06
3.	99	Jed Hansen	.....1996-99, 2001-04
4.	80	Joe Vitiello	.....1994-99
5.	63	Kila Ka'aihue	.....2008-11
6.	61	Jon Nunnally	.....1996-97, 2001-02
7.	58	Chris Hatcher	.....1997-98, 2002
8.	56	Bob Hamelin	.....1990-93, 1995-96
9.	52	Gary Martz	.....1975-77
10.	50	Frank Ortenzio	.....1972-76
50		Ryan O'Hearn	.....2017-19, 2021

### RUNS BATTED IN

1.	350	Aaron Guiel	.....2000-06
2.	337	Kit Pellow	.....1998-2002
3.	328	Jed Hansen	.....1996-99, 2001-04
4.	312	Joe Vitiello	.....1994-99
5.	290	Luis de los Santos	.....1987-90
6.	250	Johnny Giavotella	.....2011-14
7.	244	Frank Ortenzio	.....1972-76
8.	241	Irving Falú	.....2004, 2009-13, 2016
9.	225	Rondin Johnson	.....1984-88
10.	221	Kila Ka'aihue	.....2008-11

### WALKS

1.	320	Jed Hansen	.....1996-99, 2001-04
2.	272	Tim Ireland	.....1978-82
3.	271	Kila Ka'aihue	.....2008-11
4.	267	Aaron Guiel	.....2000-06
5.	238	Ken Phelps	.....1979-81
6.	228	Dave Cripe	.....1976-79
7.	212	Irving Falú	.....2004, 2009-13, 2016
8.	206	Bob Hamelin	.....1990-93, 1995-96
9.	194	Joe Vitiello	.....1994-99
10.	185	Frank Ortenzio	.....1972-76

# TOP 10 HITTING - CAREER

## FRANCHISE HISTORY (1969-PRESENT)

### STRIKEOUTS

1.	667	Jed Hansen	1996-99, 2001-04
2.	408	Kit Pellow	1998-2002
3.	404	Aaron Guiel	2000-06
4.	339	Frank Ortenzio	1972-76
5.	332	Gary Martz	1975-77
6.	313	Joe Vitiello	1994-99
7.	295	Jon Nunnally	1996-97, 2001-02
8.	294	Luis de los Santos	1987-90
9.	293	U L Washington	1975-77
10.	288	Paulo Orlando	2011, 2013-15, 2017-18

### HIT BY PITCHES

1.	67	Aaron Guiel	2000-06
2.	66	Kit Pellow	1998-2002
3.	37	Sal Fasano	1996-99, 2001
4.	27	Jed Hansen	1996-99, 2001-04
5.	26	Joe Vitiello	1994-99
6.	25	Tim Spehr	1990-92
	25	Tim Ireland	1978-82
8.	23	David Lough	2010-13
	23	Terry Shumpert	1989-90, 1992-93
	23	Andy Stewart	1995-98

### STOLEN BASES

1.	139	Gary Thurman	1986-90
2.	115	Germán Barranca	1978-80
3.	90	Irving Falú	2004, 2009-13, 2016
	90	Dwight Taylor	1986-87
5.	83	Rondin Johnson	1984-88
6.	82	Mike Brewer	1982-84, 1986
7.	81	Jose Mota	1992-96
8.	80	Terry Shumpert	1989-90, 1992-93
9.	77	Jed Hansen	1996-99, 2001-04
10.	75	George Spriggs	1969-70

### CAUGHT STEALING

1.	48	Tim Ireland	1978-82
2.	45	Rondin Johnson	1984-88
3.	39	Irving Falú	2004, 2009-13, 2016
4.	38	Gary Thurman	1986-90
5.	37	Jose Mota	1992-96
6.	35	Jed Hansen	1996-99, 2001-04
7.	30	Dwight Taylor	1986-87
8.	28	Germán Barranca	1978-80
	28	U L Washington	1975-77
10.	27	George Spriggs	1969-70
	27	Nick Capra	1988-89

### SACRIFICE HITS

1.	48	David Lough	2010-13
2.	47	Irving Falú	2004, 2009-13, 2016
3.	41	Keith Marshall	1972-75
4.	37	Rondin Johnson	1984-88
	37	Terry Shumpert	1989-90, 1992-93
6.	36	Tim Ireland	1978-82
7.	35	Jim Scranton	1984-86
8.	32	Rudy Kinard	1977-79
9.	31	Shane Halter	1995-98
10.	28	Cody Clark	2007-12

### SACRIFICE FLIES

1.	30	Luis de los Santos	1987-90
2.	25	Kit Pellow	1998-2002
3.	22	Jed Hansen	1996-99, 2001-04
	22	Aaron Guiel	2000-06
5.	20	Tim Ireland	1978-82
	20	Bob Hamelin	1990-93, 1995-96
7.	19	David Lough	2010-13
8.	18	Johnny Giavotella	2011-14
9.	17	Irving Falú	2004, 2009-13, 2016
	17	Mitch Maier	2007-09, 2012
	17	Dave Leeper	1983-85
	17	Jeff Schulz	1986-90
	17	Joe Vitiello	1994-99

### BATTING AVERAGE (TOP 15)

1.	.365	Jeremy Giambi	1998-99
2.	.359	José Martínez	2015-16
3.	.336	Mark Quinn	1999-2002
4.	.318	Dwayne Hosey	1994-95
5.	.315	Shane Costa	2005-09
	.315	Johnny Giavotella	2011-14
7.	.311	Manny Castillo	1980-81
8.	.309	Lorenzo Cain	2011-12, 2014, 2016
	.309	Clint Robinson	2011-12
10.	.308	David DeJesus	2003-04, 2006
11.	.307	Chuck Harrison	1970-71
	.307	Ron Johnson	1981-83
13.	.306	George Spriggs	1969-70
14.	.304	Joe Vitiello	1994-99
15.	.303	Danny Garcia	1980-81

### ON BASE PERCENTAGE (TOP 15)

1.	.470	Jeremy Giambi	1998-99
2.	.432	Ken Phelps	1979-81
3.	.431	José Martínez	2015-16
4.	.425	Clint Hurdle	1977, 1979
5.	.415	Jeff Grotewold	1995-96
6.	.412	Kila Ka'aihue	2008-11
7.	.406	David DeJesus	2003-04, 2006
8.	.405	Danny Garcia	1980-81
9.	.404	Chuck Harrison	1970-71
10.	.401	Dwayne Hosey	1994-95
11.	.397	Fran Healy	1969-70
12.	.396	Clint Robinson	2011-12
13.	.394	Larry Sutton	1997, 1999
14.	.388	Aaron Guiel	2000-06
15.	.386	Ron Johnson	1981-83
	.386	Joe Vitiello	1994-99

### SLUGGING PERCENTAGE (TOP 15)

1.	.648	Jeremy Giambi	1998-99
2.	.591	Dwayne Hosey	1994-95
3.	.561	Chuck Harrison	1970-71
4.	.559	Mark Quinn	1999-2002
5.	.557	Chris Hatcher	1997-98, 2002
6.	.532	Brandon Berger	2002-04
	.532	Mike Moustakas	2010-11, 2014
8.	.530	Joe Vitiello	1994-99
9.	.528	Nick Pratto	2021-22
10.	.525	José Martínez	2015-16
11.	.520	Ken Phelps	1979-81
	.520	Aaron Guiel	2000-06
13.	.508	Shane Costa	2005-09
	.508	Kit Pellow	1998-2002
15.	.506	Jon Nunnally	1996-97, 2001-02
	.506	Adalberto Mondesi	2016-19, 2021

### OPS - ON BASE PLUS SLUGGING (TOP 15)

1.	1.118	Jeremy Giambi	1998-99
2.	.991	Dwayne Hosey	1994-95
3.	.965	Chuck Harrison	1970-71
4.	.956	José Martínez	2015-16
5.	.953	Ken Phelps	1979-81
6.	.939	Mark Quinn	1999-2002
7.	.916	Joe Vitiello	1994-99
8.	.910	Kila Ka'aihue	2008-11
9.	.908	Aaron Guiel	2000-06
10.	.904	Clint Hurdle	1977, 1979
11.	.896	Nick Pratto	2021-22
12.	.895	David DeJesus	2003-04, 2006
13.	.889	Brandon Berger	2002-04
	.889	Clint Robinson	2011-12
15.	.886	Shane Costa	2005-09
	.886	Larry Sutton	1997, 1999

Averages based on minimum  
500 career plate appearances with Omaha

STORM CHASERS  
ORGANIZATION

2023 OMAHA  
STORM CHASERS

2022 SEASON  
IN REVIEW

PLAYER & COACH  
DATABASE

HISTORY &  
RECORDS

INTERNATIONAL  
LEAGUE

ROYALS  
ORGANIZATION

GENERAL  
INFORMATION



# TOP 10 PITCHING - CAREER

## FRANCHISE HISTORY (1969-PRESENT)

### WINS

1.	61	Jerry Cram	.....1969-72, 1976-81
2.	40	Gary Lance	.....1975-78
3.	39	Chris George	.....2000-05
4.	33	Bill Paschall	.....1978-81
5.	32	Mark Littell	.....1973-75
6.	31	Alan Hargesheimer	.....1984-1988
7.	30	Monty Montgomery	.....1970-73
8.	27	Dennis Moeller	.....1990-92, 1994
9.	26	Dennis Rasmussen	.....1992-95
10.	25	Chris Fussell	.....1999-2002
	25	George Throop	.....1975-78
	25	Paul Splittorff	.....1969-71

### LOSSES

1.	54	Jerry Cram	.....1969-72, 1976-81
2.	36	Chris George	.....2000-05
3.	34	Gary Lance	.....1975-78
4.	30	Bill Paschall	.....1978-81
	30	Monty Montgomery	.....1970-73
6.	29	Brett Laxton	.....2000-02
	29	Alan Hargesheimer	.....1984-1988
8.	28	Derek Botelho	.....1982-83, 1987
9.	27	Christian Binford	.....2014-17
10.	26	Jonathan Dzedzic	.....2015-19

### SAVES

1.	59	Mark Huisman	.....1983-85, 1991-92
2.	37	Jerry Cram	.....1969-72, 1976-81
3.	34	Jaime Bluma	.....1995-96, 1998-2000
4.	32	Roger Nelson	.....1971, 1976-77
5.	29	Bart Evans	.....1998-99
6.	29	Jeff Schattinger	.....1980-81
7.	28	Louis Coleman	.....2010-15
	28	Enrique Burgos	.....1993-94
	28	Norm Angelini	.....1972-73, 1975
10.	25	Carlos Maldonado	.....1991-92
	25	Rick Luecken	.....1988-89

### GAMES PITCHED

1.	314	Jerry Cram	.....1969-72, 1976-81
2.	152	Mark Huisman	.....1983-85, 1991-92
3.	131	Jaime Bluma	.....1995-96, 1998-2000
4.	128	Louis Coleman	.....2010-15
5.	126	Gary Christenson	.....1978-81
6.	125	Luis Encarnacion	.....1989-91
7.	123	Michael Mariot	.....2012-15, 2018
8.	123	Scott Mullen	.....1999-2003
9.	121	Roger Nelson	.....1971, 1976-77
10.	120	Steve Shifflett	.....1992-94

### GAMES STARTED

1.	98	Chris George	.....2000-05
2.	89	Gary Lance	.....1975-78
3.	79	Monty Montgomery	.....1970-73
4.	74	Bill Paschall	.....1978-81
5.	73	Jerry Cram	.....1969-72, 1976-81
6.	67	Alan Hargesheimer	.....1984-1988
7.	64	Jonathan Dzedzic	.....2015-19
8.	62	Brian Harrison	.....1995, 1997-98
9.	61	Mark Littell	.....1973-75
10.	59	Al Autry	.....1973-75
	59	Paul Splittorff	.....1969-71

### COMPLETE GAMES

1.	27	Bill Paschall	.....1978-81
2.	25	Mark Littell	.....1973-75
3.	23	Gary Lance	.....1975-78
	23	Monty Montgomery	.....1970-73
5.	22	George Throop	.....1975-78
	22	Jerry Cram	.....1969-72, 1976-81
7.	21	Steve Busby	.....1972, 1978, 1980
8.	20	Paul Splittorff	.....1969-71
9.	19	Dennis Leonard	.....1974-75, 1982
10.	18	Dennis Rasmussen	.....1992-95
	18	Al Fitzmorris	.....1969, 1973

### COMPLETE GAME SHUTOUTS

1.	10	Monty Montgomery	.....1970-73
2.	7	Mike Jackson	.....1971-72
3.	6	Dennis Rasmussen	.....1992-95
	6	Jerry Cram	.....1969-72, 1976-81
5.	5	Danny Jackson	.....1983-84
	5	Keith Creel	.....1981-84
	5	Gary Lance	.....1975-78
8.	4	Daniel Fischer	.....1980-82
	4	George Throop	.....1975-78
	4	Dennis Leonard	.....1974-75, 1982
	4	Bill Butler	.....1970-72

### EARNED RUN AVERAGE (ERA)

1.	2.38	Louis Coleman	.....2010-15
2.	2.70	Luis Aquino	.....1987-88, 1992
3.	2.81	Hal Baird	.....1973-76
4.	3.03	Luis Encarnacion	.....1989-91
5.	3.04	Buddy Baumann	.....2013-15
6.	3.05	Mike Jackson	.....1971-72
7.	3.09	Luis Mendoza	.....2010-11
8.	3.13	Mike Jones	.....1981, 1984
	3.13	Bob Buchanan	.....1988-89, 1991
10.	3.20	Mark Huisman	.....1983-85, 1991-92

### WALKS+HITS PER INNINGS PITCHED (WHIP)

1.	1.10	Rick Reed	.....1992-93
2.	1.12	Louis Coleman	.....2010-15
3.	1.17	Mark Huisman	.....1983-85, 1991-92
4.	1.20	Mike Magnante	.....1990-91, 1993, 1995-96
5.	1.21	Michael Mariot	.....2012-15, 2018
	1.21	Luis Aquino	.....1987-88, 1992
7.	1.24	Dennis Leonard	.....1974-75, 1982
8.	1.25	Luis Encarnacion	.....1989-91
9.	1.26	Dennis Rasmussen	.....1992-95
	1.26	Mike Griffin	.....1985-86
	1.26	Brian Barber	.....1998-99
	1.26	Jason Rakers	.....2000-01

### OPPONENTS' BATTING AVERAGE (SINCE 2006)

1.	.206	Louis Coleman	.....2010-15
2.	.207	Josh Staumont	.....2017-19, 2022
3.	.233	Michael Mariot	.....2012-15, 2018
4.	.238	Buddy Baumann	.....2013-15
5.	.238	Ryan Verdugo	.....2012-14
6.	.242	Luke Farrell	.....2016-17
7.	.244	John Lamb	.....2013-15
8.	.252	Brandon Duckworth	.....2007-09
9.	.252	Foster Griffin	.....2019, 2021-22
10.	.257	Luis Mendoza	.....2010-11

Averages (ERA, WHIP, BAA, K/BB, K/9) based on minimum 170.0 career innings pitched with Omaha

# TOP 10 PITCHING - CAREER

## FRANCHISE HISTORY (1969-PRESENT)

### STRIKEOUTS

1.	586	Jerry Cram	.....1969-72, 1976-81
2.	410	Chris George	.....2000-05
3.	318	Jose de Jesus	.....1988-89, 1994-95
4.	307	Monty Montgomery	.....1970-73
5.	305	Mark Littell	.....1973-75
6.	301	Gary Lance	.....1975-78
7.	296	Jake Kalish	.....2017-19, 2021
8.	292	Mark Ballinger	.....1976-79
9.	282	Steve Busby	.....1972, 1978, 1980
10.	281	Jonathan Dzedzic	.....2015-19

### INNINGS PITCHED

1.	959.0	Jerry Cram	.....1969-72, 1976-81
2.	630.0	Gary Lance	.....1975-78
3.	596.0	Chris George	.....2000-05
4.	509.0	Bill Paschall	.....1978-81
5.	499.0	Monty Montgomery	.....1970-73
6.	469.0	Alan Hargeseheimer	.....1984-1988
7.	436.0	Mark Littell	.....1973-75
8.	429.0	Mark Ballinger	.....1976-79
9.	426.0	Tony Ferreira	.....1984-85, 1990
10.	397.1	Bob Buchanan	.....1988-89, 1991

### HITS ALLOWED

1.	978	Jerry Cram	.....1969-72, 1976-81
2.	638	Chris George	.....2000-05
3.	612	Gary Lance	.....1975-78
4.	572	Monty Montgomery	.....1970-73
5.	542	Bill Paschall	.....1978-81
6.	477	Brian Harrison	.....1995, 1997-98
7.	450	Alan Hargeseheimer	.....1984-1988
8.	444	Paul Splittorff	.....1969-71
9.	413	Tony Ferreira	.....1984-85, 1990
10.	411	Daniel Fischer	.....1980-82

### RUNS ALLOWED

1.	451	Jerry Cram	.....1969-72, 1976-81
2.	360	Chris George	.....2000-05
3.	338	Gary Lance	.....1975-78
4.	269	Brian Harrison	.....1995, 1997-98
5.	265	Monty Montgomery	.....1970-73
6.	251	Bill Paschall	.....1978-81
7.	216	Mark Ballinger	.....1976-79
8.	215	Brett Laxton	.....2000-02
9.	214	Jonathan Dzedzic	.....2015-19
10.	212	Al Autry	.....1973-75

### EARNED RUNS ALLOWED

1.	383	Jerry Cram	.....1969-72, 1976-81
2.	329	Chris George	.....2000-05
3.	275	Gary Lance	.....1975-78
4.	245	Brian Harrison	.....1995, 1997-98
5.	227	Monty Montgomery	.....1970-73
6.	224	Bill Paschall	.....1978-81
7.	193	Brett Laxton	.....2000-02
8.	190	Jonathan Dzedzic	.....2015-19
9.	190	Derek Botelho	.....1982-83, 1987
10.	188	Mark Ballinger	.....1976-79

### HOME RUNS ALLOWED

1.	83	Jerry Cram	.....1969-72, 1976-81
2.	79	Chris George	.....2000-05
3.	63	Bill Paschall	.....1978-81
4.	61	Jake Kalish	.....2017-19, 2021
5.	53	Matt Wright	.....2007-09
6.	53	Chris Fussell	.....1999-2002
7.	50	Brian Harrison	.....1995, 1997-98
8.	49	Dera Clark	.....1990-93
9.	48	Christian Binford	.....2014-17
10.	47	Jonathan Dzedzic	.....2015-19

### WALKS

1.	311	Jerry Cram	.....1969-72, 1976-81
2.	249	Chris George	.....2000-05
3.	244	Gary Lance	.....1975-78
4.	210	Mark Ballinger	.....1976-79
5.	202	Les Strode	.....1984-86
6.	201	Jose de Jesus	.....1988-89, 1994-95
7.	200	Al Autry	.....1973-75
8.	198	Mark Littell	.....1973-75
9.	194	Alan Hargeseheimer	.....1984-1988
10.	193	Tony Ferreira	.....1984-85, 1990

### HIT BATTERS

1.	24	Brian Harrison	.....1995, 1997-98
2.	23	Christian Binford	.....2014-17
3.	21	Brett Laxton	.....2000-02
4.	19	Alan Hargeseheimer	.....1984-1988
5.	18	Gary Lance	.....1975-78
6.	17	Jerry Cram	.....1969-72, 1976-81
7.	16	Jake Kalish	.....2017-19, 2021
16	16	Mike MacDougal	.....2001-02, 2004, 2006
16	16	Kris Wilson	.....1999, 2001-04
16	16	Chris Fussell	.....1999-2002
16	16	Mark Ballinger	.....1976-79

### WILD PITCHES

1.	43	Jerry Cram	.....1969-72, 1976-81
2.	37	Gary Lance	.....1975-78
3.	32	Mike MacDougal	.....2001-02, 2004, 2006
4.	30	Dera Clark	.....1990-93
5.	27	Josh Staumont	.....2017-19, 2022
6.	26	Chris Dwyer	.....2014-15
26	26	Mark Ballinger	.....1976-79
8.	24	Jackson Kowar	.....2021-22
24	24	Jeff Austin	.....2000-02
24	24	Jose de Jesus	.....1988-89, 1994-95

### TOTAL BATTERS FACED (TRACKED SINCE 1991)

1.	2,605	Chris George	.....2000-05
2.	1,716	Brian Harrison	.....1995, 1997-98
3.	1,671	Jonathan Dzedzic	.....2015-19
4.	1,634	Chris Dwyer	.....2014-15
5.	1,599	Brett Laxton	.....2000-02
6.	1,492	Dennis Rasmussen	.....1992-95
7.	1,423	Matt Wright	.....2007-09
8.	1,371	Jake Kalish	.....2017-19, 2021
9.	1,339	Chris Fussell	.....1999-2002
10.	1,331	Glendon Rusch	.....1996-99

### STRIKEOUTS PER WALK (K/BB)

1.	5.06	Jason Rakers	.....2000-01
2.	4.11	Aaron Brooks	.....2014-15
3.	3.79	Jake Kalish	.....2017-19, 2021
4.	3.78	Will Smith	.....2012-13
5.	3.67	Doug Linton	.....1995-96, 2004
6.	3.40	Michael Mariot	.....2012-15, 2018
7.	3.31	Louis Coleman	.....2010-15
8.	3.04	Eric Skoglund	.....2017-19, 2022
9.	2.94	Glendon Rusch	.....1996-99
10.	2.76	Buddy Baumann	.....2013-15

### STRIKEOUTS PER NINE INNINGS (K/9)

1.	12.11	Josh Staumont	.....2017-19, 2022
2.	10.78	Louis Coleman	.....2010-15
3.	10.03	Norm Angelini	.....1972-73, 1975
4.	9.91	Michael Mariot	.....2012-15, 2018
5.	9.12	Marcelo Martinez	.....2021-22
6.	9.10	Jose de Jesus	.....1988-89, 1994-95
7.	9.07	Buddy Baumann	.....2013-15
8.	8.76	Will Smith	.....2012-13
9.	8.74	Jason Rakers	.....2000-01
10.	8.58	John Lamb	.....2013-15

# YEARLY BATTING LEADERS

YEAR	PLAYER	GAMES	YEAR	PLAYER	AVG	YEAR	PLAYER	AB
1969	Richard Severson	134	1969	George Spriggs	.311	1969	George Spriggs	463
1970	George Spriggs	105	1970	George Spriggs	307	1970	Charles Harrison	387
1971	John Ward	133	1971	John Mattias	286	1971	John Mattias	493
1972	Jim Wohlford	139	1972	Jim Wohlford	291	1972	Jim Wohlford	475
1973	James Arcia	112	1973	James Clark	302	1973	Tom Poquette	478
1974	James Clark	126	1974	Gary Sanserino	261	1974	James Clark	447
1975	U L Washington	128	1975	John Wathan	303	1975	U L Washington	475
1976	Stephen Staggs	136	1976	Steve Patchin	300	1976	Stephen Staggs	492
1977	Rudy Kinard	130	1977	Clint Hurdle	328	1977	U L Washington	514
1978	David Cripe	133	1978	David Cripe	307	1978	Darrell Parker	496
1979	James Nettles	133	1979	Ken Phelps	265	1979	Dave Cripe	479
1980	Manny Castillo	137	1980	Daniel Garcia	320	<b>1980</b>	<b>Manny Castillo</b>	<b>599</b>
1981	Manny Castillo	136	1981	Manny Castillo	335	1981	Manny Castillo	543
1982	Ron Johnson	137	1982	Ron Johnson	336	1982	Ron Johnson	494
1983	Mark Ryal	132	1983	Steve Hammond	318	1983	Kelly Heath	460
<b>1984</b>	<b>Dave Leeper</b>	<b>142</b>	1984	John Morris	270	1984	Dave Leeper	534
1985	Mike Kingery	132	1985	Dave Leeper	279	1985	Mike Kingery	444
1986	Bill Pecota	139	1986	Kevin Seitzer	319	1986	Rondin Johnson	484
1987	Luis de los Santos	135	1987	Luis de los Santos	293	1987	Luis de los Santos	518
1988	Luis de los Santos	136	1988	Luis de los Santos	307	1988	Luis de los Santos	535
1989	Tom Dodd	130	1989	Luis de los Santos	297	1989	Nick Capra	500
1990	Luis de los Santos	135	1990	Gary Thurman	331	1990	Luis de los Santos	521
1991	Bobby Moore	130	1991	Dave Clark	301	1991	Bobby Moore	494
1992	Jose Mota	131	1992	Adam Casillas	307	1992	Jose Mota	469
1993	Bob Hamelin	137	1993	Karl "Tuffy" Rhodes	318	1993	Bob Hamelin	479
1994	Michael Tucker	132	1994	Joe Vitello	344	1994	Michael Tucker	485
1995	Shane Halter	124	1995	Jeff Grotewold	294	1995	Shane Halter	392
1996	Darren Burton	129	1996	Roderick Myers	292	1996	Darren Burton	463
1997	Clyde Pough	124	1997	Larry Sutton	300	1997	Clyde Pough	433
1998	Chris Hatcher	129	1998	Jeremy Giambi	317	1998	Chris Hatcher	485
1999	Kit Pellow	131	1999	Mark Quinn	360	1999	Kit Pellow	475
2000	Anthony Medrano	128	2000	Dee Brown	269	2000	Anthony Medrano	485
2001	Kit Pellow	129	2001	Craig Wilson	296	2001	Kit Pellow	484
2002	Ken Harvey	128	2002	Rontrvez Johnson	300	2002	Ken Harvey	288
2003	Jarrold Patterson	123	2003	Mike Kelly	293	2003	Jarrold Patterson	478
2004	Jed Hansen	125	2004	Rick Short	301	2004	Jed Hansen	463
2005	Adrian Brown	140	2005	Aaron Guiel	276	2005	Adrian Brown	553
2006	Mike Aviles	129	2006	Chad Allen	314	2006	Mike Aviles	469
2007	Mitch Maier	140	2007	Craig Brazell	307	2007	Mitch Maier	544
2008	Kerry Robinson	116	2008	Ryan Shealy	288	2008	Jason Smith	423
2009	Kila Ka'aihue	131	2009	Tug Hulett	291	2009	J.R. House	505
2010	Scott Thorman	125	2010	Kila Ka'aihue	291	2010	Irving Falú	503
2011	Clint Robinson	134	2011	Johnny Givatella	338	2011	Clint Robinson	503
2012	Clint Robinson	131	2012	Irving Falú	329	2012	David Lough	491
2013	Irving Falú	135	2013	Johnny Givatella	327	2013	Christian Colón	512
2014	Paulo Orlando	136	2014	Johnny Givatella	308	2014	Paulo Orlando	501
2015	Whit Merrifield	135	<b>2015</b>	<b>José Martínez</b>	<b>384</b>	2015	Whit Merrifield	544
2016	Jorge Bonifacio	134	2016	Hunter Dozier	296	2016	Jorge Bonifacio	495
2017	Ryan O'Hearn	114	2017	Frank Schwindel	321	2017	Ryan O'Hearn	413
2018	Frank Schwindel	134	2018	Humberto Arteaga	292	2018	Frank Schwindel	510
2019	Erick Mejia	134	2019	Erick Mejia	271	2019	Erick Mejia	495
2021	Ryan McBroom	115	2021	Kyle Isbel	269	2021	Ryan McBroom	433
2022	Brewer Hicklen	130	2022	Dairon Blanco	301	2022	Brewer Hicklen	480

YEAR	PLAYER	R	YEAR	PLAYER	H	YEAR	PLAYER	RBI
1969	George Spriggs	103	1969	George Spriggs	144	1969	Fred Rico	84
1970	George Spriggs	71	1970	George Spriggs	116	1970	Charles Harrison	65
1971	John Ward	70	1971	John Mattias	141	1971	John Ward	69
1972	Jim Wohlford	75	1972	Jim Wohlford	138	1972	Gary Sanserino	62
1973	George Brett/Tom Poquette	66	1973	Tom Poquette	128	1973	George Brett	64
1974	Gary Sanserino	53	1974	James Clark	118	1974	James Clark	65
1975	Gary Martz	67	1975	Jamie Quirk	122	1975	Gary Martz	73
1976	Stephen Staggs	96	1976	Stephen Staggs	139	1976	Frank Ortentzio	81
1977	Dave Cripe	82	1977	Clint Hurdle	142	1977	Joe Laiduro	69
1978	Dave Cripe	84	1978	Dave Cripe	142	1978	Randy Bass	78
1979	Germán Barranca	79	1979	James Nettles	122	1979	Jim Nettles	86
1980	Manny Castillo	86	1980	Manny Castillo	173	1980	Ken Phelps	72
1981	Manny Castillo	79	<b>1981</b>	<b>Manny Castillo</b>	<b>182</b>	1981	Manny Castillo	91
1982	Bombó Rivera	82	1982	Ron Johnson	169	1982	Bombó Rivera	80
1983	Kelly Heath	71	1983	Steve Hammond	127	1983	Kelly Heath	61
1984	John Morris	77	1984	Dave Leeper	137	1984	Dave Leeper	79
1985	Wallace Davis	58	1985	Mike Kingery	113	1985	Pat Putnam	67
1986	Kevin Seitzer	86	1986	Rondin Johnson	140	1986	Kevin Seitzer	74
1987	Gary Thurman	88	1987	Luis de los Santos	155	1987	Scott Madison	77
1988	Gary Thurman	77	1988	Luis de los Santos	164	1988	Luis de los Santos	87
1989	Nick Capra	84	1989	Nick Capra	145	1989	Tom Dodd	63
1990	Harvey Pulliam	72	1990	Luis de los Santos	146	1990	Russ Moran	81
1991	Bobby Moore	65	1991	Bobby Moore	120	1991	Dave Clark	64
1992	Jeff Conine	69	1992	Sean Berry	129	1992	Sean Berry	77
1993	Karl "Tuffy" Rhodes	81	1993	Bob Hamelin/Terry Shumpert	124	1993	Bob Hamelin	84
1994	Dwayne Hosey	95	1994	Dwayne Hosey	135	1994	Glenn Davis	97
1995	Jeff Grotewold	70	1995	Jeff Grotewold	103	1995	Jeff Grotewold	60
1996	Jon Nunnally	76	1996	Darren Burton	125	1996	Jon Nunnally	77
1997	Clyde Pough	63	1997	Larry Sutton	114	1997	Chris Hatcher	106
1998	Chris Hatcher	64	1998	Chris Hatcher	150	1998	Chris Hatcher	106
1999	Kit Pellow	89	1999	Mark Quinn	154	1999	Kit Pellow	99
2000	Dee Brown	76	2000	Dee Brown/Anthony Medrano	129	2000	Kit Pellow	75
2001	Kit Pellow	81	2001	Kit Pellow	141	2001	Kit Pellow	81
2002	Ken Harvey	75	2002	Ken Harvey	132	2002	Kit Pellow	76
2003	Mike Kelly	63	2003	Alexis Gómez/Jarrold Patterson	123	2003	Jarrold Patterson	91
2004	Jed Hansen	82	2004	Jed Hansen	126	2004	Jed Hansen	82
<b>2005</b>	<b>Adrian Brown</b>	<b>104</b>	2005	Adrian Brown	151	2005	Aaron Guiel	95
2006	Kerry Robinson	68	2006	Chad Allen	131	2006	Chad Allen	78
2007	Mike Aviles	78	2007	Mike Aviles	159	2007	Mike Aviles	77
2008	Mitch Maier	57	2008	Ryan Shealy	113	2008	Ryan Shealy	65
2009	Kila Ka'aihue	83	2009	J.R. House	127	2009	Cory Aldridge	71
2010	Scott Thorman	78	2010	Irving Falú	137	2010	Scott Thorman	85
2011	David Lough	87	2011	Clint Robinson	164	2011	Clint Robinson	100
2012	Derrick Robinson	73	2012	Clint Robinson	142	2012	Will Myers	79
2013	Christian Colón	72	2013	Christian Colón	140	2013	Christian Colón	58
2014	Matt Fields	67	2014	Paulo Orlando	151	2014	Matt Fields	81
2015	Whit Merrifield	83	2015	Whit Merrifield	144	2015	Brett Eibner	86
2016	Jorge Bonifacio	82	2016	Jorge Bonifacio	137	2016	Jorge Bonifacio	76
2017	Anna	53	2017	Frank Schwindel	126	2017	Frank Schwindel	82
2018	Frank Schwindel	65	2018	Frank Schwindel	146	2018	Frank Schwindel	93
2019	Erick Mejia	83	2019	Erick Mejia	134	2019	Erick Mejia	63
2021	Ryan McBroom	78	2021	Ryan McBroom	113	2021	Ryan McBroom	88
2022	Brewer Hicklen	85	2022	Brewer Hicklen	119	2022	Brewer Hicklen	87

BOLD = franchise record (1969-pres.)  
 ITALICS = Storm Chasers-era record (2011-pres.)



# YEARLY BATTING LEADERS

YEAR	PLAYER	2B
1969	Luis Alcaraz	31
1970	George Spriggs	26
1971	Bill Sorrell	24
1972	Gary Sanserino	22
1973	Tom Paquette	22
1974	James Clark	23
1975	Ruppert Jones	25
1976	Frank Ortzenio	29
1977	Clint Hurdle	25
1978	Randy Bass	26
1979	James Nettles	31
1980	Tim Ireland	32
1981	Manny Castillo	31
1982	Ron Johnson/Mark Ryal	27
1983	Steve Hammond	37
1984	John Morris	24
1985	Wallace Davis	26
1986	Bill Pecota	26
1987	Scotti Madison	31
1988	Luis de los Santos	35
1989	Luis de los Santos	31
1990	Luis de los Santos	23
1991	Dave Clark	24
1992	Jeff Conine	24
1993	Karl "Ruffy" Rhodes	31
1994	Glenn Davis	30
1995	Keith Hughes	22
1996	Darren Burton	28
1997	Larry Sutton	27
1998	Chris Hatcher/Jeremy Giambi	37
1999	Joe Vitiello	33
2000	Dee Brown	25
2001	Aaron Guiel/Craig Wilson	27
2002	Ken Harvey	30
2003	Jared Patterson	33
2004	Jed Hansen	19
2005	Aaron Guiel	32
2006	Chad Allen	26
2007	Craig Brazell	33
2008	Mitch Maier	30
2009	Tug Hulett/Kila Ka'aihue	27
2010	Scott Thorman	31
2011	Clint Robinson	35
2012	Clint Hurdle	37
2013	Johnny Givatotella	34
2014	Johnny Givatotella	33
2015	Whit Merrifield	29
2016	Hunter Dozier	36
2017	Craig Brazell	30
2018	Frank Schwindel	38
2019	Erick Mejia	22
2020	Bobby Witt Jr.	24
2022	Brewer Hicklen	30

YEAR	PLAYER	BB
1969	Luis Alcaraz	73
1970	Charles Harrison	59
1971	John Ward	74
1972	Jim Wohlford	62
1973	James Clark	69
1974	Gary Rahe	53
1975	Stephan Stagg	81
1976	Stephan Stagg	89
1977	Clint Hurdle	96
1978	Randy Bass	100
1979	Ken Phelps	98
1980	<b>Ken Phelps</b>	<b>128</b>
1981	Bombo Rivera	77
1982	Bombo Rivera	57
1983	Kelly Heath	56
1984	John Morris	65
1985	Mike Kingery	61
1986	Kevin Seltzer	89
1987	Scotti Madison	38
1988	Dave Owen	59
1989	Nick Capra	70
1990	Bob Hamelin	62
1991	Sean Berry	48
1992	Tim Spehr	61
1993	Bob Hamelin	82
1994	Michael Tucker	69
1995	Jeff Grotewold	82
1996	Darren Burton	59
1997	Larry Sutton	61
1998	Jeremy Giambi	57
1999	Joe Vitiello	66
2000	Emiliano Escandon	50
2001	Jon Nunnally	54
2002	Donzell McDonald	56
2003	Benny Agbayani	53
2004	Calvin Pickering	70
2005	Adrian Brown	74
2006	Justin Huber	40
2007	Billy Burns/Joe Gathright	43
2008	Ryan Shealy	102
2009	Kila Ka'aihue	102
2010	Kila Ka'aihue	88
2011	Clint Robinson	58
2012	Will Myers	79
2013	Anthony Seratelli	78
2014	Johnny Givatotella	47
2015	Jose Martinez	48
2016	Jorge Bonifacio	51
2017	Dave Soler	50
2018	Ryan O'Hearn	45
2019	Brett Phillips	72
2021	Ryan McBroom	47
2022	Nick Pratto	59

YEAR	PLAYER	3B
1969	<b>Fred Rico</b>	<b>20</b>
1970	George Spriggs	9
1971	John Mattias/Carl Taylor	6
1972	Jim Wohlford	10
1973	G. Brett/T. Paquette/J. Wohlford	4
1974	Gary Rahe	4
1975	U L Washington	8
1976	Stephen Stagg	14
1977	U L Washington	10
1978	Ken Nettles	10
1979	German Barranca	7
1980	Manny Castillo	11
1981	Pat Sheridan	8
1982	Buddy Biancalana	8
1983	Dave Leeper	8
1984	Dave Leeper	11
1985	Wallace Davis	10
1986	Rondin Johnson	14
1987	Gary Thurman	9
1988	Mike Loggins	8
1989	Tom Dodd	7
1990	Sean Berry/Nelson Liriano	9
1991	Jeff Conine/Kevin Kosloski	5
1992	Chris Kingery	31
1993	Dwayne Hosey	8
1994	Chris Stynes	5
1995	Darren Burton	5
1996	Felix Martinez	4
1997	Jed Hansen	11
1998	Jed Hansen	5
1999	Dee Brown	20
2000	J. Berbliger/A. Guiel/A. Prieto/C. Wilson	3
2001	Donzell McDonald	15
2002	Alexis Gomez	7
2003	Adrian Brown	8
2004	C. Allen/A. Blanco/S. Costa/M. Teahan	4
2005	Chris Lubanski	6
2006	Irving Falu	6
2007	David Lough	12
2008	David Lough	11
2009	David Lough	11
2010	Irving Falu	24
2011	Paulo Orlando	9
2012	Whit Merrifield	5
2013	Jorge Bonifacio	8
2014	Adalberto Mondesi	8
2015	D. Dewese/J. Lopez/A. Mondesi	11
2016	Brett Phillips	13
2017	K. Isabel/E. Olivares/M. Melendez/N. Pratto	3
2018	C. Dungan/B. Hicklen	4
2019		
2020		
2022		

YEAR	PLAYER	SO
1969	David Nicholson	89
1970	George Spriggs	83
1971	John Ward	93
1972	Jim Wohlford	72
1973	James Clark	75
1974	Frank Ortzenio	85
1975	U L Washington	145
1976	Gary Martz	106
1977	Gary Martz	118
1978	Luis Silverio	120
1979	Jim Nettles	78
1980	Ken Phelps	84
1981	Bombo Rivera	88
1982	Bombo Rivera	87
1983	Mike Brewer	77
1984	John Morris	96
1985	Wallace Davis	89
1986	Mike Brewer	86
1987	Gary Thurman	84
1988	Gary Thurman	80
1989	Tom Dodd	108
1990	Chito Martinez	129
1991	Sean Berry	70
1992	Tim Spehr	89
1993	Bob Hamelin	94
1994	Michael Tucker	111
1995	Shane Halter	97
1996	Roderick Myers	106
1997	Felix Martinez	107
1998	Jed Hansen/Chris Hatcher	125
1999	Kit Pellow	118
2000	Dee Brown	112
2001	Jon Nunnally	103
2002	Dee Brown	112
2003	Jarrod Patterson	92
2004	Jed Hansen	118
2005	Chad Santos	133
2006	Justin Huber	94
2007	Mitch Maier	89
2008	Chris Lubanski	130
2009	Mario Lissón	89
2010	Jai Miller	113
2011	Lorenzo Cain	102
2012	Will Myers	98
2013	Max Ramirez	103
2014	Matt Fields	156
2015	Orlando Calixte	84
2016	Jorge Bonifacio	130
2017	Ryan O'Hearn	119
2018	Jack Lopez	106
2019	Jorge Bonifacio	121
2021	Ryan McBroom	109
2022	<b>Brewer Hicklen</b>	<b>202</b>

YEAR	PLAYER	HR
1969	Dave Nicholson/George Spriggs	15
1970	Charles Harrison	21
1971	John Ward	21
1972	Frank Ortzenio	11
1973	James Lortie	11
1974	Jaime Quirk/Frank Ortzenio	10
1975	Gary Martz	19
1976	Gary Martz	19
1977	Joe Lahoud	22
1978	Randy Bass	22
1979	Ken Phelps	20
1980	Ken Phelps	23
1981	Darryl Motley	18
1982	Bombo Rivera	27
1983	Ron Johnson	10
1984	Dave Leeper	16
1985	Dave Leeper	10
1986	Kevin Seltzer	13
1987	Joe Citari	22
1988	George Castro	10
1989	Tom Dodd	14
1990	Chito Martinez	21
1991	Dave Clark	13
1992	Sean Berry	29
1993	Bob Hamelin	21
1994	Glen Davis/Dwayne Hosey	27
1995	Jeff Grotewold	17
1996	Jon Nunnally	25
1997	Clyde Pough	22
1998	<b>Chris Hatcher</b>	<b>46</b>
1999	Kit Pellow	35
2000	Dee Brown	23
2001	Aaron Guiel	21
2002	Kit Pellow	27
2003	Jarrod Patterson	18
2004	Calvin Pickering	35
2005	Aaron Guiel	30
2006	Justin Huber	25
2007	Craig Brazell	32
2008	Ryan Shealy	22
2009	Cory Aldridge	22
2010	Kila Ka'aihue	24
2011	Clint Robinson	23
2012	Will Myers	24
2013	Brett Hayes	17
2014	Carlos Peguero	30
2015	Brett Eibner	19
2016	Jorge Bonifacio	24
2017	Jorge Soler	24
2018	Frank Schwindel	24
2019	Jorge Bonifacio	20
2021	Ryan McBroom	32
2022	Brewer Hicklen	28

YEAR	PLAYER	SB
1969	George Spriggs	46
1970	George Spriggs	29
1971	Carl Taylor	10
1972	Jim Wohlford	20
1973	Keith Marshall	9
1974	Keith Marshall	5
1975	U L Washington	22
1976	Stephan Stagg	27
1977	Willie Wilson	74
1978	Luis Silverio	38
1979	<b>German Barranca</b>	<b>75</b>
1980	German Barranca	28
1981	Onix Concepcion	32
1982	Bombo Rivera	58
1983	Mike Brewer	33
1984	John Morris	18
1985	Bill Pecota	21
1986	Dwight Taylor	67
1987	Gary Thurman	58
1988	Gary Thurman	35
1989	Nick Capra	31
1990	Gary Thurman	39
1991	Jacob Brumfield	36
1992	Jose Mota	21
1993	Terry Shumpert	36
1994	Tom Goodwin	50
1995	Dwayne Hosey	15
1996	Roderick Myers	37
1997	Felix Martinez	21
1998	Jeremy Carr	19
1999	J.P. Roberge	16
2000	Dee Brown	20
2001	Jon Nunnally	11
2002	Ronnie Johnson	31
2003	Brent Abernathy	13
2004	Adrian Brown	28
2005	Adrian Brown	33
2006	Kerry Robinson	17
2007	Joe Gathright	25
2008	Mitch Maier	12
2009	Tommy Murphy	16
2010	Irving Falu	15
2011	Jarrod Dyson	38
2012	David Lough	26
2013	Anthony Seratelli	24
2014	Paulo Orlando	34
2015	Whit Merrifield	32
2016	Whit Merrifield	20
2017	Billy Burns	24
2018	Terrance Gore	16
2019	Brett Phillips	22
2021	Kyle Isabel	22
2022	Dairon Blanco	45

STORM CHASERS ORGANIZATION  
2023 OMAHA STORM CHASERS  
2022 SEASON IN REVIEW  
PLAYER & COACH DATABASE  
HISTORY & RECORDS  
INTERNATIONAL LEAGUE  
ROYALS ORGANIZATION  
GENERAL INFORMATION

# YEARLY PITCHING LEADERS

YEAR	PLAYER	GAMES
1969	Orlando Peña	34
1970	Steve Jones/Jim York	41
1971	Aurelio Monteagudo	46
1972	Steve Busby/Ken Wright	30
1973	Barry Razzano	38
1974	James Foor	50
1975	Norman Angelini	54
1976	Roger Nelson	52
1977	Roger Nelson	58
1978	Bill Paschall	42
1979	Gary Christensen	51
1980	Jerry Cram	33
1981	Jeff Schattinger	49
1982	Bob Tufts	49
1983	Michael Parrott	44
1984	Tony Ferreira	40
1985	Mark Huisman	59
1986	David Cone	39
1987	Steve Shirley	44
1988	Bob Buchanan	47
1989	Ed Olwine	53
1990	Jay Baller	52
1991	Luis Encarnación	50
1992	Carlos Maldonado	47
1993	Enrique Burgos	48
1994	Enrique Burgos	57
1995	J.J. Muñoz	57
1996	Glendon Rusch	52
1997	Rick Huisman	37
1998	<b>Allen McDill</b>	<b>61</b>
1999	Danny Rios	47
2000	Paul Spoljaric	43
2001	Scott Murray/Dan Murray	48
2002	Rick DeHart	49
2003	Jason Gillilan	35
2004	Ryan Kuvich	38
2005	Santiago Ramirez	12
2006	Shane Loux	31
2007	Roberto Giron	39
2008	Brad Salmon	47
2009	Carlos Rosa	43
2010	Malcolm Culver	43
2011	Jesse Chavez	45
2012	<i>Brandon Sisk</i>	50
2013	Donnie Joseph/Michael Mariot	40
2014	Bobby Blum	47
2015	Michael Marten/Brian Broderick	42
2016	Malcolm Culver	44
2017	Eric Stout	45
2018	Richard Lovelady	46
2019	Andrés Machado	44
2020	Grant Gavin	48
2021	Andrés Núñez	54
2022	Andrés Núñez	54

YEAR	PLAYER	INNINGS
1969	Paul Splittorff	174.0
1970	Jerry Cram	171.0
1971	Lance Clemons	134.0
1972	Steve Busby	216.0
1973	Mark Littell	179.1
1974	<b>Dennis Leonard</b>	<b>222.2</b>
1975	George Throop	186.0
1976	Gary Lance	157.0
1977	Gary Lance	202.2
1978	Bill Paschall	172.0
1979	Craig Eaton	189.1
1980	Craig Chamberlain	170.0
1981	Atlee Hammaker	146.0
1982	Bill Kelly	136.1
1983	Charlie Leibbrandt	185.1
1984	Keith Creel	168.0
1985	Tony Ferreira	173.2
1986	Mike Griffin	183.0
1987	Bill Swaggerty	144.0
1988	Steve Fireovid	139.0
1989	Stan Clarke	171.2
1990	Jim LeMasters	154.0
1991	Bob Buchanan	157.1
1992	Josias Manzanillo	144.0
1993	Keith Brown	148.2
1994	Rod Nichols	142.0
1995	Doug Linton	108.1
1996	Glendon Rusch	129.0
1997	Brian Harrison	178.1
1998	Brian Harrison	151.2
1999	Brian Barber	120.1
2000	Dan Murray	140.2
2001	Mike MacDougal	144.0
2002	Chris Fussell	164.2
2003	Ryan Baerlocher	120.0
2004	Kris Wilson	167.1
2005	Danny Tamayo	163.2
2006	Bobby Keppel	98.1
2007	Matt Wright	137.1
2008	Matt Wright	148.0
2009	Lenny DiNardo	151.2
2010	Gaby Hernandez	144.0
2011	Jeff Suppan	165.2
2012	Ryan Verdugo	136.2
2013	Chris Dwyer	159.2
2014	Aaron Brooks	139.0
2015	Clayton Mortensen/Aaron Brooks	140.0
2016	Jonathan Dzedzic	140.0
2017	Christian Binford	155.2
2018	Jonathan Dzedzic	139.1
2019	Foster Griffin	130.2
2020	Jake Kalish	96.0
2021	Austin Cox	147.1
2022	Austin Cox	147.1

YEAR	PLAYER	ERA
1969	Al Fitzmorris	3.75
1970	Monty Montgomery	3.54
1971	NO QUALIFIERS	
1972	Mike Jackson	2.41
1973	Mark Littell	2.51
1974	Dennis Leonard	3.48
1975	George Throop	2.95
1976	Bob McClure	2.97
1977	Gary Shanahan	2.54
1978	Bill Paschall	3.64
1979	Craig Eaton	3.33
1980	Dan Fischer	3.51
1981	Mike Jones	2.95
1982	Dan Fischer	3.85
1983	Danny Christensen	3.97
1984	Michael Parrott	3.81
1985	<b>Steve Farr</b>	<b>2.02</b>
1986	Al Hargeshheimer	3.29
1987	Tom Mullen	4.28
1988	Luis Aquino	2.85
1989	Bob Buchanan	3.35
1990	Jim LeMasters	3.16
1991	Bob Buchanan	2.26
1992	Dennis Moeller	2.46
1993	Rick Reed	3.09
1994	Dennis Rasmussen	3.24
1995	NO QUALIFIERS	
1996	Glendon Rusch	4.42
1997	Brian Harrison	5.05
1998	Brian Barber	3.75
1999	Glendon Rusch	4.42
2000	Jeff Austin	4.48
2001	Chris George	3.53
2002	Kiko Calero	3.44
2003	Ryan Baerlocher	4.65
2004	Les Walrod	3.06
2005	Dennis Tankersley	4.24
2006	NO QUALIFIERS	
2007	Matt Wright	4.06
2008	Brandon Duckworth	4.75
2009	Lenny DiNardo	3.52
2010	Anthony Lerew	2.55
2011	Luis Mendoza	2.18
2012	Jake Odorizzi	3.22
2013	Chris Dwyer	3.55
2014	Aaron Brooks	3.88
2015	Aaron Brooks	3.71
2016	Jonathan Dzedzic	4.05
2017	Eric Skoglund	4.11
2018	Triveter Oaks	3.23
2019	Foster Griffin	5.23
2020	NO QUALIFIERS	
2021	Austin Cox	4.21
2022	Austin Cox	4.21

YEAR	PLAYER	WINS
1969	Don O'Riley/Paul Splittorff	12
1970	Monty Montgomery	11
1971	Aurelio Monteagudo	12
1972	Steve Busby	16
1973	<b>Mark Littell</b>	<b>16</b>
1974	Dennis Leonard	12
1975	Mark Littell	13
1976	Jerry Cram	11
1977	<b>1977 Lance</b>	<b>16</b>
1978	Bill Paschall	14
1979	Craig Eaton	12
1980	Craig Chamberlain	11
1981	Atlee Hammaker/Mike Jones	11
1982	Bob Tufts	10
1983	Derek Botelho	10
1984	Keith Creel	9
1985	Tony Ferreira/Al Hargeshheimer	11
1986	Al Hargeshheimer	13
1987	Bill Swaggerty	10
1988	Steve Fireovid	11
1989	Steve Fireovid	13
1990	Pete Filson	12
1991	Bob Buchanan	11
1992	Dennis Moeller	8
1993	Keith Brown	13
1994	Dennis Rasmussen	10
1995	Jerry Kutzler/Bob Millock	8
1996	Glendon Rusch	11
1997	Brian Harrison	10
1998	Roland de la Maza/Brian Harrison	9
1999	Chris Fussell/Danny Rios	10
2000	Don Murray	10
2001	Chris George	11
2002	Chris Fussell	12
2003	Wes Obermueller	10
2004	Les Walrod	11
2005	Danny Tamayo/Tankersley	9
2006	Bobby Keppel	6
2007	Ben Henderson	11
2008	Brad Salmon	8
2009	Lenny DiNardo	10
2010	Gaby Hernandez/Luis Mendoza	10
2011	Luis Mendoza	12
2012	Ryan Verdugo	12
2013	Chris Dwyer/Brian Sanches	10
2014	Aaron Brooks	12
2015	John Lamb	9
2016	John Lannan	8
2017	Christian Binford/Luke Farrell/Onelki Garcia	8
2018	Jonathan Dzedzic/Trevor Oaks	8
2019	Foster Griffin/Jake Kalish	8
2020	Jackson Kowar	9
2021	Austin Cox/Daniel Mengden	9
2022	Austin Cox	9

YEAR	PLAYER	LOSSES
1969	Paul Splittorff	10
1970	Paul Splittorff	10
1971	Lance Clemons/Jerry Cram	11
1972	Steve Busby	14
1973	Monty Montgomery	12
1974	Dennis Leonard	13
1975	Gary Lance	14
1976	Bob McClure	10
1977	Gary Shanahan	11
1978	George Throop	10
1979	Mark Daly	13
1980	Craig Chamberlain	10
1981	Dan Fischer/Bill Laskey	11
1982	William Kelly	12
1983	Derek Botelho	14
1984	<b>Keith Creel</b>	<b>15</b>
1985	<b>David Cone</b>	<b>15</b>
1986	Mike Griffin/Les Strode	11
1987	Israel Sánchez/Bill Swaggerty	12
1988	Don Welch	11
1989	Jose de Jesus	11
1990	Ray Chadwick	11
1991	Scott Centala/Dera Clark	9
1992	José Bautista/Josias Manzanillo	10
1993	Keith Brown/Dennis Rasmussen	8
1994	Rod Nichols	10
1995	Melvin Bunch/Doug Linton	8
1996	Melvin Bunch/Glendon Rusch	9
1997	Brian Harrison/Ken Ray	12
1998	Brian Harrison	10
1999	Rick Krivda	8
2000	Tom Walker	10
2001	Mike MacDougal	10
2002	Brett Laxton	13
2003	Shawn Sedlacek	11
2004	Kris Wilson	13
2005	Ryan Jensen	10
2006	Kyle Middleton	8
2007	Billy Bucknew/Thad Markay	7
2008	Tyler Lumsden	13
2009	Carlos Rosa	9
2010	Luis Mendoza	9
2011	Mike Montgomery	11
2012	Nathan Adcock/Mike Montgomery	6
2013	<i>Justin Marks</i>	13
2014	John Lamb	10
2015	Clayton Mortensen	9
2016	Christian Binford	12
2017	Christian Binford	10
2018	Jonathan Dzedzic	9
2019	Zach Lowm	11
2020	Marcelo Martínez	7
2021	Jackson Kowar	10
2022	Jackson Kowar	10

YEAR	PLAYER	SAVES
1969	Dave Wickersham	5
1970	Jim York	9
1971	Lloyd Gladden	5
1972	Kenneth Wright	7
1973	Barry Razzano	7
1974	James Foor	7
1975	Norm Angelini	20
1976	Roger Nelson	16
1977	Roger Nelson	16
1978	Jerry Cram	10
1979	Gary Christensen/Reenie Martin	7
1980	Gary Christensen	7
1981	Jeff Schattinger	23
1982	Bob Tufts	12
1983	Mark Huisman	8
1984	Tony Ferreira/Art Martinez	4
1985	<b>Mark Huisman</b>	<b>33</b>
1986	David Cone	14
1987	John Davis	7
1988	Jeff Montgomery	13
1989	Rick Luicken	16
1990	Jay Baller	20
1991	Mark Huisman	15
1992	Carlos Maldonado	9
1993	Enrique Burgos	16
1994	Enrique Burgos	19
1995	Jose deJesus	21
1996	Jaime Bluma	25
1997	Scott Service	9
1998	Barv Evans	27
1999	Ken Ray	8
2000	Paul Spoljaric	3
2001	Dan Murray	8
2002	Cory Bailey	9
2003	Jason Gillilan	7
2004	Ryan Kuvich	7
2005	Santiago Ramirez	17
2006	Joe Nelson	7
2007	Ryan Braun	9
2008	Neal Musser	6
2009	Carlos Rosa	7
2010	Josh Rupa	10
2011	Jesse Chavez	16
2012	Brendon Sisk	8
2013	Michael Mariot	11
2014	Spencer Patton	14
2015	Scott Alexander	15
2016	Malcolm Culver	6
2017	Malcolm Culver	9
2018	Richard Lovelady	4
2019	Richard Lovelady	4
2020	Tyler Zuber	8
2021	Andrés Núñez/Brad Peacock	7
2022	Andrés Núñez/Brad Peacock	7

BOLD = franchise record (1969-pres.)  
 ITALICS = Storm Chasers-era record (2011-pres.)

# YEARLY PITCHING LEADERS

YEAR	PLAYER	R	YEAR	PLAYER	BB	YEAR	PLAYER	SO
1969	Paul Splittorff	101	1969	Paul Splittorff	69	1969	Jerry Cram/Chris Zachary	110
1970	Paul Splittorff	87	1970	Paul Cram	57	1970	Jerry Cram	115
1971	Lance Clemons	73	1971	Lance Clemons	70	1971	Lance Clemons	107
1972	Steve Busby	87	1972	Mike Jackson	70	1972	<b>Steve Busby</b>	<b>221</b>
1973	Al Autry	114	1973	<b>Al Autry</b>	<b>104</b>	1973	Al Autry	136
1974	Dennis Leonard	96	1974	Dennis Leonard	91	1974	Dennis Leonard	193
1975	Mark Littell	81	1975	Mark Littell	74	1975	Mark Littell	128
1976	Gary Lance	103	1976	Gary Lance	57	1976	Bob McClure	91
1977	Gary Lance	103	1977	Gary Lance	79	1977	Gary Lance	113
1978	George Throop	97	1978	Mark Ballinger/George Throop	77	1978	Mark Ballinger	91
1979	Mark Daly	88	1979	Mark Daly	104	1979	Mark Ballinger	70
1980	Craig Chamberlain	105	1980	Craig Chamberlain	85	1980	Dan Fischer	92
1981	Dan Fischer	80	1981	Mike Jones	79	1981	Mike Jones	101
1982	Kelly Kelly	79	1982	Frank Wells	81	1982	David Shuler	87
1983	Charlie Liebrandt	113	1983	Charlie Liebrandt	77	1983	Charlie Liebrandt	128
1984	Keith Creel	99	1984	Keith Creel	58	1984	Michael Parrott	103
1985	David Cone	90	1985	David Cone	93	1985	David Cone	115
1986	Mike Griffin	90	1986	Les Strode	88	1986	Mike Griffin	105
1987	Bill Swaggerty	95	1987	Bill Swaggerty	50	1987	Israel Sánchez	74
1988	Steve Fireovid	72	1988	Luis Aquino	50	1988	Luis Aquino	93
1989	Jose de Jesus	78	1989	Jose de Jesus	98	1989	Jose de Jesus	158
1990	Ray Chadwick	79	1990	Ray Chadwick	63	1990	Ray Chadwick	102
1991	Dera Clark	76	1991	Dera Clark	73	1991	Dera Clark	108
1992	Mark Huisman	80	1992	Josias Manzanillo	71	1992	Josias Manzanillo	115
1993	Steve Curry	86	1993	Steve Curry	56	1993	Keith Brown	98
1994	Rod Nichols	102	1994	Rod Nichols	52	1994	Rod Nichols	92
1995	Doug Linton	60	1995	Jose de Jesus	52	1995	Doug Linton	85
1996	Melvin Bunch	106	1996	Melvin Bunch	59	1996	Glendon Rusch	117
1997	Brian Harrison	114	1997	Ken Ray	63	1997	Ken Ray	96
1998	<b>Brian Harrison</b>	<b>116</b>	1998	Brian Barber	53	1998	Brian Barber	100
1999	Rick Krivda	94	1999	Scott Mullen	53	1999	Dan Reichert	123
2000	Dan Murray	99	2000	Brett Laxton	61	2000	Dan Murray	102
2001	Mike MacDougal	110	2001	Mike MacDougal	76	2001	Mike MacDougal	110
2002	Chris Fussell/Brett Laxton	97	2002	Chris Fussell	71	2002	Kiko Calero	109
2003	Shawn Sedlacek	75	2003	Jamey Wright	59	2003	Ryan Baerlocher	73
2004	Kris Wilson	116	2004	Les Walrod	41	2004	Les Walrod	107
2005	Danny Tamayo	99	2005	Dennis Tankersley	59	2005	Dennis Tankersley	104
2006	Bobby Keppel	73	2006	Denny Bautista	32	2006	Ryan Baerlocher	59
2007	Tyler Lumsden	89	2007	Tyler Lumsden	59	2007	Matt Wright	98
2008	Matt Wright	99	2008	Tyler Lumsden	62	2008	Brandon Duckworth	103
2009	Heath Phillips	91	2009	Heath Phillips	50	2009	Lenny DiNardo	127
2010	Gaby Hernandez	81	2010	Gaby Hernandez	56	2010	Gaby Hernandez	114
2011	Mike Montgomery	95	2011	Mike Montgomery	69	2011	<i>Mike Montgomery</i>	129
2012	Mike Montgomery	74	2012	Ryan Verdugo	67	2012	Ryan Verdugo	118
2013	Chris Dwyer	75	2013	<i>Chris Dwyer</i>	72	2013	Justin Marks	117
2014	John Lamb	78	2014	John Lamb	68	2014	John Lamb	131
2015	Clayton Mortensen	68	2015	Clayton Mortensen	59	2015	John Lamb	96
2016	John Lannan	91	2016	Jonathan Dzedzic	63	2016	Jonathan Dzedzic	107
2017	<i>Christian Binford</i>	96	2017	Josh Staumont	63	2017	Eric Skoglund	102
2018	Jonathan Dzedzic	68	2018	Josh Staumont	52	2018	Josh Staumont	103
2019	Arlando Hernandez	90	2019	Foster Griffin	64	2019	Foster Griffin	111
2021	Jake Kalish	75	2021	Grant Gavin/Jake Kalish/Jace Vines	35	2021	Jackson Kowar	115
2022	Austin Cox	80	2022	Daniel Mengden	56	2022	Austin Cox	105

## OMAHA FRANCHISE RETIRED NUMBERS

# 5

**GEORGE BRETT**  
Omaha Royals Infielder  
(1973-1974)

# 10

**DICK HOSWER**  
Kansas City Royals Manager  
(1981-1987)

# 20

**FRANK WHITE**  
Omaha Royals Infielder  
(1973)

# 23

**MIKE JIRSCHALE**  
Omaha Manager  
(1995-1997, 2003-2013,  
2023-Present)

# 27

**BRIAN POLDBERG**  
Omaha Manager  
(2014-2021)

# 42

**JACKIE ROBINSON**  
First Black player in MLB  
history

STORM CHASERS  
ORGANIZATION

2023 OMAHA  
STORM CHASERS

2022 SEASON  
IN REVIEW

PLAYER & COACH  
DATABASE

HISTORY &  
RECORDS

INTERNATIONAL  
LEAGUE

ROYALS  
ORGANIZATION

GENERAL  
INFORMATION



# SIGNIFICANT ON-BASE STREAKS

## LONGEST MODERN ON-BASE STREAK – 46 GAMES

SHANE COSTA: APRIL 14 - AUGUST 8, 2007

#	Date	Opponent	AVG	AB	R	H	2B	3B	HR	RBI	BB	IBB	SO	SB	CS	HBP	SAC	SF	OBP
1.	4/14/07	vs. Albuquerque	.174	5	1	3	0	0	0	1	0	0	0	0	0	0	0	0	.208
2.	4/15/07	vs. Albuquerque	.192	3	2	1	1	0	0	0	0	0	0	0	0	0	1	0	.222
3.	4/16/07	vs. Albuquerque	.226	5	1	2	0	0	0	1	0	0	0	0	0	0	0	0	.250
4.	4/17/07	vs. Round Rock	.286	4	0	3	0	0	0	0	0	0	0	0	0	0	0	0	.306
5.	4/18/07	vs. Round Rock	.289	3	0	1	1	0	0	0	1	0	0	0	0	0	0	0	.325
6.	4/19/07	vs. Round Rock	.310	4	0	2	0	0	0	1	0	0	0	0	0	0	0	1	.333
7.	4/20/07	vs. Round Rock	.319	5	2	2	0	1	0	0	0	1	0	0	0	0	0	0	.340
8.	4/21/07	@ Memphis	.320	3	1	1	0	0	0	2	0	0	0	0	0	0	0	0	.364
9.	4/22/07	@ Memphis	.321	3	2	1	1	0	0	2	0	0	0	0	0	0	0	0	.383
10.	4/23/07	@ Memphis	.321	3	0	1	0	0	0	0	0	0	0	0	1	0	0	0	.391
11.	4/24/07	@ Memphis	.361	5	2	4	1	0	0	0	1	0	0	0	0	0	0	0	.429
12.	4/26/07	vs. Nashville	.348	5	1	1	1	0	0	0	0	2	0	0	0	0	0	0	.413
13.	4/27/07	vs. Nashville	.343	4	1	1	0	0	0	0	0	0	0	0	0	0	0	0	.405
14.	4/28/07	vs. Nashville	.351	4	1	2	1	0	0	0	1	0	1	0	0	0	0	0	.417
15.	4/29/07	vs. Nashville	.355	2	0	1	0	1	0	1	2	0	0	0	0	0	0	1	.427
16.	4/30/07	vs. Memphis	.354	3	1	1	1	0	0	0	1	0	0	0	0	0	0	0	.430
17.	5/1/07	vs. Memphis	.369	5	1	3	0	0	0	0	0	1	0	0	0	0	0	0	.439
18.	5/2/07	vs. Memphis	.379	3	1	2	0	0	0	1	2	1	0	1	0	0	0	0	.456
19.	5/3/07	vs. Memphis	.378	3	2	1	0	0	0	0	1	0	0	0	0	0	0	0	.458
20.	7/12/07	vs. Iowa	.368	5	0	1	0	0	0	0	0	2	0	0	0	0	0	0	.446
21.	7/13/07	vs. Iowa	.361	2	1	0	0	0	0	0	0	0	0	1	0	2	0	0	.448
22.	7/14/07	vs. Iowa	.346	7	1	1	0	0	0	0	0	2	0	0	0	0	0	0	.431
23.	7/15/07	vs. Iowa	.349	5	0	2	0	0	0	0	0	1	0	0	0	0	0	0	.430
24.	7/16/07	@ Albuquerque	.342	5	0	1	0	0	0	0	1	0	0	0	0	0	0	0	.425
25.	7/17/07	@ Albuquerque	.350	3	1	2	0	0	0	0	1	0	0	0	0	0	0	0	.435
26.	7/18/07	@ Albuquerque	.347	4	2	1	1	0	0	0	0	0	0	0	0	0	0	0	.434
27.	7/19/07	@ Albuquerque	.344	4	0	1	0	0	0	0	0	0	0	0	0	0	0	0	.429
28.	7/21/07	vs. Memphis	.349	4	1	2	0	0	1	1	0	0	0	0	0	0	0	0	.430
29.	7/22/07	vs. Memphis	.361	4	1	3	1	0	0	0	0	0	0	1	0	0	0	0	.439
30.	7/23/07	vs. Memphis	.368	3	1	2	2	0	0	0	1	0	0	0	0	0	0	0	.447
31.	7/24/07	@ Salt Lake	.371	4	2	2	2	0	0	0	0	0	0	0	0	0	0	0	.448
32.	7/26/07	@ Salt Lake	.364	3	0	0	0	0	0	0	1	0	0	0	0	0	0	0	.443
33.	7/26/07	@ Salt Lake	.367	4	2	2	0	0	0	0	0	0	1	0	0	0	0	0	.444
34.	7/27/07	@ Salt Lake	.368	5	1	2	0	0	0	1	0	0	1	0	0	0	0	0	.443
35.	7/28/07	@ Colorado Springs	.361	3	1	0	0	0	0	0	1	0	0	1	0	0	0	0	.439
36.	7/29/07	@ Colorado Springs	.375	5	1	4	1	0	0	0	0	0	0	0	0	0	0	0	.449
37.	7/30/07	@ Colorado Springs	.366	4	2	0	0	0	0	0	1	0	1	0	0	0	0	0	.442
38.	7/31/07	@ Colorado Springs	.363	4	0	1	0	0	0	0	1	0	0	0	0	0	0	0	.441
39.	8/1/07	vs. Las Vegas	.357	3	0	0	0	0	0	0	0	0	0	0	0	1	0	0	.437
40.	8/2/07	vs. Las Vegas	.356	3	1	1	0	0	1	1	1	0	0	0	0	0	0	0	.438
41.	8/3/07	vs. Las Vegas	.356	3	0	1	0	1	0	0	0	0	0	0	0	0	0	0	.437
42.	8/4/07	vs. Las Vegas	.357	5	2	2	0	0	0	0	0	1	1	0	0	0	0	0	.436
43.	8/5/07	vs. Tucson	.351	6	0	1	1	0	0	0	0	0	0	0	0	0	0	0	.429
44.	8/6/07	vs. Tucson	.347	5	1	1	0	0	0	1	0	0	1	0	0	0	0	0	.423
45.	8/7/07	vs. Tucson	.345	4	1	1	1	0	0	0	0	0	0	0	0	0	0	0	.420
46.	8/8/07	vs. Tucson	.348	4	0	2	1	0	0	0	0	0	0	0	0	0	0	0	.422
			<b>.377</b>	<b>183</b>	<b>41</b>	<b>69</b>	<b>17</b>	<b>3</b>	<b>2</b>	<b>9</b>	<b>22</b>	<b>1</b>	<b>13</b>	<b>6</b>	<b>1</b>	<b>4</b>	<b>1</b>	<b>2</b>	<b>.450</b>

**Note:** Costa was called up to the Major Leagues and played for the Kansas City Royals from May 4 to July 4, before re-joining Omaha on July 12.

# SIGNIFICANT ON-BASE STREAKS

## MODERN OMAHA SIGNIFICANT ON-BASE STREAKS (2005-PRESENT)

#	PLAYER	STREAK	AVG	AB	R	H	2B	3B	HR	RBI	BB	SO	OPS	FIRST GAME	LAST GAME
1.	Shane Costa	46	.377	183	41	69	17	3	2	9	22	13	.450	4/14/2007	8/8/2007
2.	Alex Gordon	39	.359	153	35	55	11	1	8	30	35	38	.490	5/9/2010	6/19/2010
3.	Brewer Hicklen	34	.242	124	27	30	5	1	12	22	17	42	.367	7/26/2022	9/2/2022
4.	Freddy Fermin	33	.336	119	24	40	8	0	9	23	20	21	.429	8/3/2022	9/15/2022
5.	Travis Snider	30	.301	103	16	31	10	1	0	10	19	20	.416	4/7/2016	5/20/2016
6.	Brett Eibner	29	.364	107	23	39	12	1	9	31	12	23	.429	7/4/2015	8/6/2015
	Irving Falú	29	.274	117	14	32	5	0	1	8	16	12	.358	7/6/2013	8/9/2013
8.	Jarrod Dyson	28	.309	110	27	34	4	0	0	4	17	10	.411	5/23/2011	7/7/2011
	Kila Ka'aihue	28	.352	88	27	31	5	0	7	24	37	20	.544	4/23/2010	6/7/2010
	Joey Gathright	28	.398	108	25	43	5	3	0	13	20	10	.496	5/19/2007	7/30/2007
11.	Paulo Orlando	27	.394	104	20	41	9	2	2	10	7	19	.432	5/24/2018	8/4/2018
	Jai Miller	27	.267	105	12	28	13	0	5	21	14	30	.347	5/6/2010	6/11/2010
13.	Kelvin Gutiérrez	25	.292	89	12	26	2	0	2	12	17	24	.411	4/4/2019	6/16/2019
	Frank Schwindel	25	.370	100	18	37	13	0	6	20	9	16	.427	7/21/2018	8/17/2018
	Adalberto Mondesi	25	.356	101	19	36	7	3	4	17	8	24	.400	4/27/2017	6/1/2017
	José Martínez	25	.447	94	17	42	5	1	4	17	17	14	.532	8/12/2015	9/6/2015
	Whit Merrifield	25	.358	109	15	39	8	1	2	12	8	22	.408	7/1/2014	7/28/2014
18.	Ryan McBroom	24	.283	92	17	26	4	0	9	19	13	17	.371	8/21/2021	9/19/2021
	Clint Robinson	24	.376	85	13	32	8	0	3	17	14	12	.465	5/6/2012	5/31/2012
	Irving Falú	24	.336	110	19	37	4	1	1	10	9	8	.387	4/22/2010	5/21/2010
	Ryan Shealy	24	.393	84	12	33	6	0	4	16	15	19	.480	6/29/2008	7/24/2008
	Shane Costa	24	.400	95	23	38	5	3	8	17	6	9	.453	6/22/2006	7/18/2006
23.	Michael Massey	23	.371	89	16	33	9	0	7	27	9	21	.436	6/16/2022	7/22/2022
	José Martínez	23	.395	81	13	32	8	0	1	12	12	15	.474	7/19/2015	8/9/2015
	Scott Thorman	23	.340	94	18	32	6	1	5	19	8	16	.394	8/15/2010	9/6/2010
26.	Whit Merrifield	22	.345	87	18	30	6	2	2	7	9	10	.406	4/12/2015	5/9/2015
	David Lough	22	.333	87	13	29	5	1	4	18	6	13	.383	4/14/2012	5/7/2012
	David Lough	22	.345	84	15	29	2	1	2	14	8	6	.400	8/4/2011	9/5/2011
	Craig Brazell	22	.287	94	12	27	5	0	3	17	4	19	.313	6/29/2007	7/23/2007
	Mark Teahen	22	.408	71	13	29	7	4	2	14	19	11	.533	5/10/2006	6/2/2006
31.	Casey Kotchman	21	.350	80	10	28	5	1	0	12	10	6	.435	8/8/2015	9/7/2015
	Johnny Givatella	21	.414	87	20	36	7	1	5	25	11	11	.495	7/3/2012	7/26/2012
	Mike Stodolka	21	.408	71	12	29	4	0	2	8	16	7	.523	7/12/2008	8/4/2008
	Mitch Maier	21	.353	85	15	30	5	0	4	13	6	12	.383	4/26/2008	5/18/2008
	Billy Butler	21	.338	71	17	24	3	0	6	20	21	12	.490	4/18/2007	5/25/2007
36.	Frank Schwindel	20	.390	77	12	30	7	0	4	19	5	15	.422	8/4/2017	8/22/2017
	Anthony Seratelli	20	.348	69	15	24	6	1	2	8	12	14	.444	5/10/2013	6/1/2013
	Lorenzo Cain	20	.333	78	15	26	2	1	2	14	10	15	.422	7/14/2011	8/4/2011
	Kila Ka'aihue	20	.284	67	14	19	3	0	1	9	19	11	.443	7/11/2009	8/6/2009
	Ryan Shealy	20	.406	64	14	26	6	0	0	9	18	13	.529	4/15/2009	5/8/2009
	Mitch Maier	20	.384	73	17	28	9	1	1	6	13	9	.483	6/23/2008	7/12/2008
	Shane Costa	20	.316	79	4	25	5	0	1	10	8	13	.375	5/23/2008	6/28/2008
	Mike Avilés	20	.375	88	19	33	11	3	5	19	4	9	.409	4/11/2008	5/3/2008
	Denny Hocking	20	.420	69	15	29	6	2	0	13	13	12	.500	5/12/2005	6/6/2005

## MODERN OMAHA SIGNIFICANT MULTI-REACH STREAKS (2005-PRESENT)

#	PLAYER	STREAK	AVG	AB	R	H	2B	3B	HR	RBI	BB	SO	OPS	FIRST GAME	LAST GAME
1.	Johnny Givatella	11	.409	44	11	18	2	1	1	6	6	4	.480	7/5/2014	7/18/2014
2.	Ben Broussard	10	.436	39	8	17	4	0	1	7	9	5	.542	7/24/2013	8/2/2013
	Johnny Givatella	10	.472	36	9	17	4	0	2	11	11	3	.596	5/1/2012	6/16/2012
	Clint Robinson	10	.442	43	11	19	6	0	2	7	6	5	.510	5/14/2011	5/24/2011
	Kila Ka'aihue	10	.467	30	12	14	2	0	3	10	13	6	.628	4/25/2010	5/22/2010
	Tug Hulett	10	.471	34	13	16	3	2	3	6	9	4	.581	7/20/2009	7/29/2009
	Ángel Berroa	10	.471	34	6	16	3	0	3	7	5	4	.571	8/10/2007	8/21/2007
	Aaron Guiel	10	.429	42	12	18	2	0	6	13	7	8	.510	7/19/2005	7/28/2005
9.	Johnny Givatella	9	.488	41	9	20	4	0	2	3	5	5	.543	7/16/2011	7/25/2011
	Jai Miller	9	.471	34	10	16	3	0	6	13	5	8	.550	8/4/2010	8/13/2010
	Alex Gordon	9	.444	36	9	16	3	0	3	9	5	7	.545	5/24/2010	6/1/2010
	Alex Gordon	9	.455	33	9	15	3	0	3	13	14	5	.625	5/11/2010	5/20/2010
	Craig Brazell	9	.457	35	7	16	1	0	6	11	2	5	.486	6/20/2007	6/27/2007
	Billy Butler	9	.345	29	6	10	2	0	2	3	14	3	.568	4/28/2007	5/22/2007
	Shane Costa	9	.486	35	8	17	3	1	0	2	6	1	.558	4/16/2007	4/24/2007
	Joey Gathright	9	.333	27	6	9	2	0	0	5	14	3	.571	4/12/2007	4/20/2007
17.	Logan Porter	8	.286	28	3	8	2	0	0	3	8	8	.459	8/13/2022	8/21/2022
	Kelvin Gutiérrez	8	.563	32	7	18	3	0	2	12	5	5	.605	8/4/2019	8/12/2019
	Humberto Arteaga	8	.500	36	10	18	1	0	4	8	3	3	.538	5/13/2019	5/22/2019
	Christian Colón	8	.412	34	3	14	2	0	0	7	4	1	.474	6/15/2014	6/26/2014
	Johnny Givatella	8	.455	33	10	15	4	0	1	8	6	5	.525	4/19/2013	4/27/2013
	Eric Hosmer	8	.613	31	7	19	1	0	2	6	8	5	.692	4/25/2011	5/4/2011
	Kila Ka'aihue	8	.429	28	6	12	4	0	1	5	10	7	.564	6/11/2010	6/18/2010
	Irving Falú	8	.313	32	7	10	0	1	1	3	8	3	.439	5/10/2009	5/17/2009
	Ángel Berroa	8	.483	29	9	14	3	0	3	9	3	0	.529	7/7/2007	7/24/2007
	Shane Costa	8	.516	31	10	16	2	0	2	4	3	3	.595	6/29/2006	7/6/2006
	Chad Allen	8	.393	28	2	11	3	0	1	10	7	3	.514	6/19/2006	6/27/2006
	Chad Allen	8	.515	33	4	17	3	0	0	5	2	7	.543	5/16/2006	5/24/2006
	Matt Diaz	8	.438	32	11	14	3	0	3	11	3	5	.514	4/12/2005	4/19/2005

STORM CHASERS ORGANIZATION

2023 OMAHA STORM CHASERS

2022 SEASON IN REVIEW

PLAYER & COACH DATABASE

HISTORY & RECORDS

INTERNATIONAL LEAGUE

ROYALS ORGANIZATION

GENERAL INFORMATION

# SIGNIFICANT HITTING STREAKS

## LONGEST MODERN OMAHA HITTING STREAK – 21 GAMES

JOHNNY GIAVOTELLA: JULY 3 - JULY 26, 2012

#	Date	Opponent	AVG	AB	R	H	2B	3B	HR	RBI	BB	IBB	SO	SB	CS	HBP	SAC	SF	GIDP
1.	7/3/12	vs. Albuquerque	.306	5	1	2	1	0	1	3	0	0	1	1	0	0	0	0	0
2.	7/4/12	@ Iowa	.315	4	2	3	1	0	1	4	0	0	0	0	0	0	0	1	0
3.	7/5/12	@ Iowa	.318	4	0	2	0	0	0	2	0	0	0	0	0	0	0	0	0
4.	7/6/12	@ Iowa	.324	3	1	2	0	0	1	1	2	1	0	0	0	1	0	0	0
5.	7/7/12	@ Iowa	.321	5	0	1	1	0	0	0	0	0	2	1	0	0	0	0	0
6.	7/8/12	@ Iowa	.321	3	0	1	0	0	0	0	1	0	1	0	1	0	0	0	0
7.	7/12/12	vs. Iowa	.326	6	2	3	0	0	0	0	0	1	0	0	0	0	0	0	1
8.	7/13/12	vs. Iowa	.326	3	0	1	0	0	0	1	1	0	0	0	0	0	0	0	0
9.	7/14/12	vs. Iowa	.324	4	1	1	0	0	0	2	0	0	0	0	0	0	0	0	0
10.	7/15/12	vs. Iowa	.326	5	1	2	1	0	0	0	0	0	1	0	0	0	0	0	0
11.	7/16/12	vs. Oklahoma City	.326	3	2	1	1	0	0	0	1	0	0	0	0	1	0	0	0
12.	7/17/12	vs. Oklahoma City	.329	4	2	2	0	1	0	1	1	0	0	0	0	0	0	0	0
13.	7/18/12	vs. Oklahoma City	.326	5	1	1	0	0	0	0	0	1	0	0	0	0	0	0	0
14.	7/19/12	vs. Oklahoma City	.325	4	2	1	0	0	1	2	0	0	1	0	0	1	0	0	0
15.	7/20/12	@ Round Rock	.327	5	1	2	0	0	0	2	1	0	1	0	0	0	0	0	0
16.	7/21/12	@ Round Rock	.325	4	0	1	0	0	0	1	1	0	0	0	0	0	0	0	1
17.	7/22/12	@ Round Rock	.322	6	1	1	0	0	0	0	0	1	0	0	0	0	0	0	0
18.	7/23/12	@ Round Rock	.321	4	1	1	0	0	0	0	1	0	1	0	0	0	0	0	1
19.	7/24/12	@ New Orleans	.325	3	0	2	0	0	0	3	0	0	0	1	0	1	0	0	0
20.	7/25/12	@ New Orleans	.331	4	1	3	1	0	0	2	1	0	0	0	0	0	0	0	0
21.	7/26/12	@ New Orleans	.338	3	1	3	1	0	1	1	1	0	0	0	0	0	0	0	0
			.414	87	20	36	7	1	5	25	11	1	11	3	1	4	0	1	3

## MODERN OMAHA SIGNIFICANT HITTING STREAKS (2005-PRESENT)

#	PLAYER	STREAK	AVG	AB	R	H	2B	3B	HR	RBI	BB	SO	OPS	FIRST GAME	LAST GAME
1.	Johnny Giavotella	21	.414	87	20	36	7	1	5	25	11	11	1.185	7/3/2012	7/26/2012
2.	Frank Schwindel	20	.388	85	17	33	12	0	6	16	3	13	1.157	7/22/2018	8/13/2018
	Shane Costa	20	.442	77	19	34	7	2	0	5	13	6	1.100	4/14/2007	7/12/2007
4.	Mitch Maier	19	.363	80	14	29	5	0	4	13	4	12	.954	4/26/2008	5/17/2008
5.	Adalberto Mondesi	18	.397	73	18	29	6	3	4	15	4	16	1.149	5/7/2017	6/1/2017
	Frank Schwindel	18	.456	79	18	36	8	0	9	26	1	10	1.368	7/15/2017	8/1/2017
	Whit Merrifield	18	.370	73	17	27	5	2	2	7	6	9	.993	5/4/2015	5/4/2015
	Irving Falú	18	.418	67	16	28	5	1	4	19	8	6	1.175	4/23/2012	6/16/2012
9.	David Lough	17	.358	67	8	24	4	0	3	16	3	11	.946	4/20/2012	5/7/2012
10.	Frank Schwindel	16	.397	63	8	25	7	0	3	18	2	13	1.060	8/4/2017	8/18/2017
	Shane Costa	16	.419	62	15	26	3	0	6	11	4	7	1.222	6/30/2006	7/18/2006
12.	Dairon Blanco	15	.379	58	14	22	6	0	2	9	8	13	1.034	5/15/2022	7/10/2022
	Whit Merrifield	15	.364	66	9	24	6	1	1	7	6	15	.955	7/1/2014	7/17/2014
	Mike Avilés	15	.388	67	16	26	8	3	4	14	2	7	1.190	4/16/2008	5/3/2008
	Craig Brazell	15	.422	64	18	27	3	0	13	24	3	11	1.526	5/10/2007	5/25/2007
	Mike Coolbaugh	15	.345	58	4	20	5	0	2	9	7	9	.958	7/22/2006	8/6/2006
	Scott Walter	15	.352	54	9	19	5	0	2	14	2	14	.953	4/10/2005	5/30/2005
18.	Kyle Isbel	14	.400	45	9	18	7	0	2	10	12	7	1.215	7/1/2021	7/28/2021
	Cheslor Cuthbert	14	.364	55	5	20	6	0	3	12	3	10	1.026	4/7/2019	4/24/2019
	José Martínez	14	.481	52	9	25	6	0	1	11	4	6	1.163	7/19/2015	7/31/2015
	José Martínez	14	.483	58	15	28	3	1	3	10	7	6	1.262	8/16/2015	8/29/2015
	Matt Fields	14	.423	52	6	22	4	0	1	9	4	18	1.050	4/4/2014	4/17/2014
	Christian Colón	14	.404	57	8	23	4	0	1	11	9	2	1.011	6/10/2014	6/26/2014
	Christian Colón	14	.276	58	5	16	1	0	2	6	3	10	.730	8/10/2013	8/25/2013
	Xavier Nady	14	.385	52	11	20	3	0	4	12	4	9	1.104	5/12/2013	5/30/2013
	Lance Zawadzki	14	.396	53	7	21	2	0	2	14	4	16	.986	5/27/2011	6/23/2011
	Brayan Peña	14	.365	52	10	19	4	0	3	9	11	6	1.084	8/13/2008	8/30/2008
	Craig Brazell	14	.300	60	7	18	3	0	2	10	2	12	.767	6/29/2007	7/15/2007
	Chad Allen	14	.456	57	6	26	4	0	1	8	3	10	1.062	5/14/2006	6/8/2006
30.	Michael Massey	13	.345	55	9	19	6	0	4	19	2	16	1.046	6/18/2022	7/2/2022
	Paulo Orlando	13	.340	50	7	17	3	0	1	6	1	13	.813	6/27/2018	7/29/2018
	Hunter Dozier	13	.351	57	8	20	4	0	4	13	1	15	.994	5/11/2016	5/24/2016
	Irving Falú	13	.315	54	3	17	4	0	1	12	2	3	.777	6/10/2016	6/27/2016
	Paulo Orlando	13	.426	47	5	20	2	1	1	11	3	4	1.034	5/12/2014	5/25/2014
	Irving Falú	13	.379	58	11	22	4	2	0	6	2	8	.917	7/28/2012	8/10/2012
	Johnny Giavotella	13	.397	58	12	23	8	0	1	14	4	4	1.021	5/26/2011	6/7/2011
	Mike Avilés	13	.373	51	12	19	1	0	5	9	3	3	1.093	6/22/2011	7/5/2011
	Lorenzo Cain	13	.392	51	13	20	4	0	1	11	4	10	.968	8/17/2011	8/29/2011
	Johnny Giavotella	13	.483	58	10	28	5	0	2	4	7	6	1.210	7/8/2011	7/25/2011
	David Lough	13	.305	59	7	18	1	3	3	8	1	8	.893	5/22/2010	6/12/2010
	Jeff Keppinger	13	.481	54	13	26	5	0	2	14	5	2	1.202	7/24/2006	8/5/2006

# SIGNIFICANT HITTING STREAKS

## MODERN OMAHA SIGNIFICANT MULTI-HIT STREAKS (2005-PRESENT)

#	PLAYER	STREAK	AVG	AB	R	H	2B	3B	HR	RBI	BB	SO	OPS	FIRST GAME	LAST GAME
1.	Johnny Giavotella	7	.483	29	9	14	2	0	1	6	3	0	1.200	8/3/2014	8/10/2014
2.	Dairon Blanco	6	.680	25	10	17	5	0	1	10	2	4	1.724	9/17/2022	9/17/2022
	Tony Abreu	6	.481	27	7	13	6	1	2	13	0	2	1.481	7/28/2012	8/2/2012
	Max Ramirez	6	.571	21	6	12	0	0	3	11	4	3	1.640	6/20/2012	6/26/2012
	Irving Falú	6	.471	34	9	16	3	0	1	8	2	2	1.147	5/13/2010	5/18/2010
	Irving Falú	6	.600	25	5	15	4	0	0	1	2	0	1.403	8/20/2009	8/25/2009
	Craig Brazell	6	.500	24	5	12	0	0	5	9	0	3	1.625	6/20/2007	6/24/2007
	Fernando Cortez	6	.414	29	6	12	0	1	0	2	1	2	.916	7/23/2006	7/28/2006
9.	MJ Melendez	5	.458	24	9	11	2	1	2	11	2	6	1.375	9/25/2021	10/2/2021
	Bubba Starling	5	.500	20	2	10	1	0	2	8	0	3	1.350	6/29/2019	7/4/2019
	Humberto Arteaga	5	.583	24	7	14	1	0	4	8	1	1	1.725	5/14/2019	5/19/2019
	Nicky Lopez	5	.591	22	9	13	2	1	2	6	2	1	1.670	4/13/2019	4/18/2019
	Nicky Lopez	5	.600	25	6	15	2	1	0	5	3	2	1.403	7/24/2018	7/29/2018
	Humberto Arteaga	5	.684	19	5	13	2	0	1	5	0	4	1.597	5/21/2018	5/25/2018
	Frank Schwindel	5	.435	23	3	10	2	0	2	8	0	5	1.218	8/10/2017	8/14/2017
	Adalberto Mondesi	5	.522	23	7	12	3	0	1	6	1	3	1.283	6/11/2017	6/16/2017
	Ryan O'Hearn	5	.500	20	3	10	2	0	2	4	1	2	1.445	4/25/2017	4/25/2017
	Hunter Dozier	5	.636	22	7	14	3	0	2	5	3	1	1.725	7/4/2016	7/7/2016
	José Martínez	5	.556	18	5	10	0	0	2	4	4	1	1.525	8/22/2015	8/26/2015
	José Martínez	5	.609	23	9	14	3	1	1	4	2	1	1.597	8/16/2015	8/20/2015
	Whit Merrifield	5	.458	24	4	11	2	0	1	5	0	2	1.125	7/2/2015	7/6/2015
	Brian Fletcher	5	.455	22	3	10	1	0	0	2	0	7	.935	5/9/2014	5/13/2014
	Paulo Orlando	5	.684	19	5	13	3	1	0	4	3	2	1.674	5/4/2014	5/9/2014
	Paulo Orlando	5	.579	19	4	11	2	2	1	4	0	1	1.632	6/20/2013	6/29/2013
	Max Ramirez	5	.571	21	6	12	1	0	3	8	0	4	1.619	5/9/2013	5/14/2013
	David Lough	5	.652	23	10	15	3	1	1	5	2	2	1.680	4/19/2013	4/23/2013
	Clint Robinson	5	.706	17	4	12	6	0	0	8	4	1	1.798	8/9/2011	8/15/2011
	Johnny Giavotella	5	.522	23	7	12	7	0	1	8	2	0	1.517	5/31/2011	6/4/2011
	Clint Robinson	5	.520	25	6	13	4	0	1	6	1	3	1.338	5/14/2011	5/19/2011
	Irving Falú	5	.520	25	10	13	1	2	0	5	4	1	1.306	5/14/2011	5/19/2011
	Cory Aldridge	5	.550	20	6	11	2	0	5	10	1	5	1.971	7/27/2009	8/8/2009
	Jeff Keppinger	5	.476	21	1	10	2	0	0	1	0	2	1.026	8/1/2006	8/5/2006
	Chad Allen	5	.545	22	4	12	3	0	2	10	2	3	1.538	7/1/2006	7/5/2006
	Shane Costa	5	.700	20	7	14	2	0	1	3	1	1	1.677	6/30/2006	7/4/2006
	Matt Diaz	5	.680	25	5	17	5	2	2	8	0	2	1.960	7/27/2005	7/31/2005

## MODERN OMAHA SIGNIFICANT HOME RUN STREAKS (2005-PRESENT)

#	PLAYER	STREAK	AVG	AB	R	H	2B	3B	HR	RBI	SLG	START	END
1.	Cory Aldridge	5	.550	20	6	11	2	0	5	10	1.400	7/27/09	8/8/09
2.	Nick Pratto	4	.500	16	6	8	0	1	4	11	1.375	8/19/21	8/22/21
	Carlos Peguero	4	.571	14	7	8	1	0	6	10	1.929	8/17/14	8/20/14
	Brett Hayes	4	.429	14	7	6	0	0	6	8	1.714	8/21/13	8/25/13
	Justin Huber	4	.286	14	4	4	0	0	4	6	1.143	8/1/07	8/4/07
	Aaron Guiel	4	.444	18	6	8	1	0	4	7	1.167	6/23/05	6/26/05
7.	Brent Rooker	3	.385	13	5	5	1	0	3	9	1.154	9/23/22	9/26/22
	Brewer Hicklen	3	.778	9	6	7	0	0	4	8	2.111	7/27/22	7/22/22
	Vinnie Pasquantino	3	.444	9	3	4	0	1	3	7	1.667	5/28/22	5/31/22
	Vinnie Pasquantino	3	.600	10	6	6	1	0	3	4	1.600	4/30/22	5/3/22
	Bobby Witt Jr.	3	.308	13	4	4	1	0	3	4	1.077	9/8/21	9/10/21
	Kyle Isbel	3	.500	12	5	6	0	0	3	6	1.250	9/3/21	9/5/21
	Nick Pratto	3	.231	13	4	3	0	0	3	5	.923	8/25/21	8/27/21
	Nick Dini	3	.385	13	4	5	0	0	3	5	1.077	8/5/21	8/7/21
	Emmanuel Rivera	3	.500	12	6	6	0	0	3	4	1.250	6/15/21	6/17/21
	Ryan O'Hearn	3	.615	13	7	8	0	0	5	9	1.769	6/9/21	6/11/21
	Ryan McBroom	3	.385	13	4	5	1	0	3	4	1.154	5/26/21	5/28/21
	Cheslor Cuthbert	3	.357	14	4	5	2	0	3	4	1.143	8/1/17	8/4/17
	Frank Schwindel	3	.333	15	4	5	0	0	4	7	1.133	7/23/17	7/25/17
	Ryan O'Hearn	3	.500	10	5	5	0	0	4	9	1.700	6/29/17	7/1/17
	Brett Eibner	3	.357	14	4	5	0	0	3	5	1.000	5/19/16	5/21/16
	Matt Fields	3	.500	12	5	6	2	0	4	11	1.667	6/3/14	6/6/14
	Francisco Peña	3	.333	9	3	3	0	0	3	5	1.333	4/15/14	4/18/14
	Christian Colón	3	.364	11	5	4	0	0	3	3	1.182	7/24/13	7/26/13
	Mike Avilés	3	.385	13	4	5	0	0	3	6	1.077	6/28/11	7/1/11
	Lorenzo Cain	3	.500	12	4	6	1	0	3	3	1.333	6/13/11	6/15/11
	Mike Moustakas	3	.500	14	6	7	2	0	5	16	1.714	8/28/10	8/30/10
	Rick Ankiel	3	.429	14	3	6	2	0	3	5	1.214	6/14/10	7/3/10
	Brian Buchanan	3	.267	15	3	4	1	0	3	9	.933	7/12/09	8/21/09
	Mario Lissos	3	.333	12	3	4	0	0	3	3	1.083	6/23/09	6/25/09
	Ryan Shealy	3	.500	10	4	5	0	0	3	4	1.400	4/28/08	4/30/08
	Craig Brazell	3	.500	12	3	6	0	0	3	6	1.250	6/23/07	6/24/07
	Craig Brazell	3	.364	11	5	4	1	0	3	5	1.273	5/13/07	5/15/07
	Graham Koonce	3	.500	10	5	5	0	0	3	5	1.400	4/8/07	4/10/07
	Shane Costa	3	.333	12	3	4	0	0	3	5	1.083	7/16/06	7/18/06
	Chris Truby	3	.333	12	3	4	0	0	3	6	1.083	6/2/05	6/3/05
	Chad Santos	3	.364	11	4	4	0	0	4	6	1.455	5/4/05	5/6/05

STORM CHASERS ORGANIZATION

2023 OMAHA STORM CHASERS

2022 SEASON IN REVIEW

PLAYER & COACH DATABASE

HISTORY & RECORDS

INTERNATIONAL LEAGUE

ROYALS ORGANIZATION

GENERAL INFORMATION



# LAST TIME IT HAPPENED...

## OMAHA TEAM GENERAL

Swept a Six-Game Series .....	August 24 to August 29, 2021 @ Iowa
Swept a Five-Game Series .....	August 28 to September 1, 2014 vs. Colorado Springs
Swept a Four-Game Series .....	July 4 to July 7, 2019 vs. Nashville
Swept a Three-Game Series .....	June 4 to June 6, 2019 vs. Albuquerque
<b>Swept a Doubleheader .....</b>	<b>August 28, 2022 vs. Scranton/Wilkes-Barre</b>

## OMAHA TEAM BATTING (SINGLE-GAME/INNING)

<b>20+ Runs, Game .....</b>	<b>July 4, 2022 vs. Toledo (20 runs, 20-6 win)</b>
<b>15+ Runs, Game .....</b>	<b>July 4, 2022 vs. Toledo (20 runs, 20-6 win)</b>
10+ Runs, Inning .....	April 8, 2019 @ Memphis, 2nd inning (12 runs, 14-3 win)
<b>8+ Runs, Inning .....</b>	<b>August 25 vs. Scranton/Wilkes-Barre, 6th inning (8 runs, 13-8 win)</b>
30+ Hits, Game .....	August 12, 2012 @ Tucson (33 hits, 20-3 win)
<b>25+ Hits, Game .....</b>	<b>July 4, 2022 vs. Toledo (27 hits, 20-6 win)</b>
<b>20+ Hits, Game .....</b>	<b>July 4, 2022 vs. Toledo (27 hits, 20-6 win)</b>
10+ Hits, Inning .....	August 30, 2010 vs. Round Rock, 3rd inning (11 hits, 23-5 win)
<b>8+ Hits, Inning .....</b>	<b>April 24, 2022 @ Memphis, 1st inning (8 hits, 9-7 win)</b>
<b>7+ Hits, Inning .....</b>	<b>August 26, 2022 vs. Scranton/Wilkes-Barre, 6th inning (7 hits, 13-8 win)</b>
<b>10+ Extra-Base Hits, Game .....</b>	<b>September 15, 2022 @ Columbus (11 XBH, 13-6 win)</b>
5+ Extra-Base Hits, Inning .....	May 12, 2016 vs. Memphis, 3rd inning (5 XBH, 15-5 win)
<b>5+ Consecutive Hits, Inning .....</b>	<b>June 22, 2022 vs. Columbus, 6th inning (6 hits, 12-7 win)</b>
<b>9 Home Runs, Game .....</b>	<b>July 4, 2022 vs. Toledo (9 HR, 20 runs, 20-6 win)</b>
7 Home Runs, Game .....	October 1, 2021 @ Iowa (7 HR, 22-4 win)
6 Home Runs, Game .....	June 4, 2019 vs. Albuquerque (6 HR, 14-3 win)
<b>5 Home Runs, Game .....</b>	<b>June 16, 2022 @ Iowa (5 HR, 8-2 win)</b>
4+ Home Runs, Inning .....	May 21, 2021 at Iowa, 9th inning (4 HR, 9-8 loss)
.....	Ryan McBroom (solo), Anderson Miller (2-run), Sebastian Rivero (solo), Gabriel Cancel (solo)
<b>3+ Home Runs, Inning .....</b>	<b>August 28, 2022 vs. Scranton/Wilkes-Barre, 2nd inning (3 HR, 12-10 win)</b>
.....	Dairon Blanco (solo), Nick Loftin (2-run), Freddy Fermin (2-run)
4+ Consecutive Home Runs, Inning .....	May 7, 1993 vs. Oklahoma City, 8th inning (4 HR, 11-4 win)
.....	Karl Rhodes, Terry Shumpert, Russ McGinnis, Bob Hamelin
3+ Consecutive Home Runs, Inning .....	May 21, 2021 @ Iowa, 9th inning (4 HR, 9-8 loss)
.....	Anderson Miller (2-run), Sebastian Rivero (solo), Gabriel Cancel (solo)
<b>Back-to-Back Home Runs .....</b>	<b>September 14, 2022 @ Columbus (2 HR, 9-8 loss)</b>
.....	Jakson Reetz (2-run), Gabriel Cancel (solo)
<b>Two Home Runs, Game, 2+ Batters .....</b>	<b>July 4, 2022 vs. Toledo (2 batters, 20-6 win)</b>
.....	Nate Eaton, Roman Quinn
Two Grand Slams, Team, Game .....	September 19, 2021 vs. Iowa (2 grand slams, 14-3 win)
.....	Angelo Castellano (7th), MJ Melendez (8th)
Back-to-Back Home Runs, Three Consecutive Games .....	May 30 to June 1, 1999 @ Memphis
3+ Triples, Game .....	August 27, 2019 vs. Nashville (3 triples, 8-5 win)
9 Doubles, Game .....	August 18, 2010 @ Las Vegas (9 doubles, 17-5 win)
<b>8 Doubles, Game .....</b>	<b>September 15, 2022 @ Columbus (8 doubles, 13-6 win)</b>
7 Doubles, Game .....	July 16, 2017 vs. Nashville (7 doubles, 15-1 win)
<b>6+ Doubles, Game .....</b>	<b>September 15, 2022 @ Columbus (8 doubles, 13-6 win)</b>
<b>14 Walks, Game .....</b>	<b>April 15, 2022 vs. Louisville (14 walks, 6-4 win)</b>
<b>10+ Walks, Game .....</b>	<b>September 22, 2022 vs. Iowa (12 walks, 5-4 win)</b>
<b>8 Stolen Bases, Game .....</b>	<b>July 28, 2022 @ Syracuse (8 stolen bases, 5-3 loss)</b>
7 Stolen Bases, Game .....	August 14, 2014 vs. Salt Lake (7 stolen bases, 11-8 loss)
<b>6 Stolen Bases, Game .....</b>	<b>July 27, 2022 @ Syracuse (6 stolen bases, 10-4 win)</b>
5+ Hit-By-Pitch, Game .....	April 27, 2006 vs. Round Rock (5 HBP, 4-1 win)

## OMAHA TEAM FIELDING (SINGLE-GAME/INNING)

6 Errors, Game .....	5/10/12 at Sacramento (9-4 loss)
5 Errors, Game .....	5/10/12 at Sacramento (9-4 loss)
<b>4 Errors, Game .....</b>	<b>June 29, 2022 @ St. Paul (6-2 loss)</b>
6 Double Plays, Game .....	8/25/08 vs. New Orleans (8-2 win)
<b>5 Double Plays, Game .....</b>	<b>June 28, 2022 @ St. Paul (11-2 win)</b>
<b>4 Double Plays, Game .....</b>	<b>August 24, 2022 vs. Scranton/Wilkes-Barre (4-3 loss)</b>
Turned Triple Play .....	6/3/92 at Denver, 1st Inning (3-2 win)
.....	5-4-3 (Fielders: Sean Berry to Stu Cole to Jeff Conine   Batter: Jim Tatum)

# LAST TIME IT HAPPENED...

## OMAHA INDIVIDUAL BATTING

6 Hits, Game .....	July 27, 2005 @ Portland (Matt Diaz, 16-8 win)
<b>5 Hits, Game .....</b>	<b>September 15, 2022 @ Columbus (Dairon Blanco, 13-6 win)</b>
4 Doubles, Game .....	May 18, 2010 @ Las Vegas (Jordan Parraz, 17-5 win)
<b>3 Doubles, Game .....</b>	<b>September 15, 2022 @ Columbus (Dairon Blanco, 13-6 win)</b>
2 Triples, Game .....	May 6, 2016 vs. Iowa (Angel Franco, 2 3B, 13-7 loss)
3 Home Runs, Game .....	June 13, 2021 @ St. Paul (Ryan McBroom, 15-4 win)
<b>2 Home Runs, Game .....</b>	<b>September 2, 2022 @ St. Paul (Brewer Hicklen, 11-9 win)</b>
5 Runs Scored, Game .....	May 12, 2014 vs. New Orleans (Brett Eibner, 19-1 win)
<b>4 Runs Scored, Game .....</b>	<b>September 15, 2022 @ Columbus (Maikel Garcia, 13-6 win)</b>
11 Runs Batted In, Game .....	August 30, 2010 vs. Round Rock (Mike Moustakas, 23-5 win)
9 Runs Batted In, Game .....	April 9, 2014 vs. Memphis (Brett Eibner, 20-3 win)
4 Walks, Game .....	August 22, 2021 vs. Columbus (MJ Melendez, 14-4 win)
<b>5 Strikeouts, Game .....</b>	<b>August 10, 2022 @ Toledo (Drew Waters, 8-7 loss)</b>
<b>4 Strikeouts, Game .....</b>	<b>September 15, 2022 @ Columbus (Brewer Hicklen, 8-7 win)</b>
4 Stolen Bases, Game .....	June 10, 2013 @ Nashville (Jarrod Dyson, 10-7 win)
<b>3 Stolen Bases, Game .....</b>	<b>July 27, 2022 @ Syracuse (Drew Waters, 10-4 win)</b>
<b>2 Hit-by-Pitch, Game .....</b>	<b>July 15, 2022 @ Rochester (Jimmy Govern, 3-0 loss)</b>
<b>2 Hits, Inning .....</b>	<b>September 11, 2022 vs. Indianapolis (Edward Olivares: 8th inning, 19-9 loss)</b>
<b>2 Double, Inning .....</b>	<b>June 26, 2022 vs. Columbus (Clay Dungan: 6th inning, 17-14 win)</b>
2 Home Runs, Inning .....	May 12, 2016 vs. Memphis, 5th Inning (Brett Eibner: 5th inning, 15-5 win)
<b>2 Runs Scored, Inning .....</b>	<b>August 26, 2022 vs. Scranton/WB (Brewer Hicklen: 6th inning, 13-8 win)</b>
Home Run in Six Straight Games .....	June 13 to June 21, 1998, Steve Sisco
Home Run in Five Straight Games .....	August 3 to August 8, 2009, Cory Aldridge
Home Run in Four Straight Games .....	August 19 to August 22, 2021, Nick Pratto
<b>Home Run in Three Straight Games .....</b>	<b>September 23 to September 26, 2022, Brent Rooker</b>
Two Home Runs in Back-to-Back Games .....	June 9 to June 10, 2021, Ryan O'Hearn
<b>Leadoff Home Run .....</b>	<b>August 16, 2022 @ Louisville (Drew Waters, 11-3 loss)</b>
Leadoff Home Run, Back-to-Back Games .....	May 2 to May 22, 2001 @ Salt Lake (Pat Watkins)
Inside-The-Park Home Run .....	September 8, 2021 @ St. Paul (Bobby Witt Jr., 17-3 loss)
<b>Grand Slam .....</b>	<b>September 26, 2022 @ St. Paul (Brent Rooker, 10-6 loss)</b>
Pinch-Hit Home Run .....	May 22, 2019 vs. Iowa (Eliel Hernández, 5-3 loss)
Pinch-Hit Grand Slam .....	April 23, 2002 vs. Portland (Aaron Guiel, 6-3 win)
<b>Walk-Off Home Run .....</b>	<b>May 31, 2022 vs. Indianapolis (Nate Eaton 2-1 win)</b>
Walk-Off, Pinch-Hit Home Run .....	August 23, 2005 vs. New Orleans (Chad Santos, 8-7 win)
<b>Walk-Off Grand Slam .....</b>	<b>May 7, 2022 vs. Columbus (Jimmy Govern, 10-9 win)</b>
Home Run from Both Sides of the Plate, Game .....	August 20, 2009 @ Tacoma (Tim Raines, Jr., 13-7 win)
<b>Home Run in First Omaha At-Bat .....</b>	<b>August 28, 2022 vs. Scranton/WB (Jakson Reetz, 9-4 [7] win)</b>
<b>Home Run, Consecutive Innings .....</b>	<b>July 4, 2022 vs. Toledo (Roman Quinn, 20-6 win)</b>
Home Run, Three Consecutive At-Bats .....	May 12, 2016 vs. Memphis, 5th Inning (Brett Eibner, 15-5 win)
Hit for the Cycle .....	May 12, 2014 vs. New Orleans (Jimmy Paredes, 19-1 win)
Hit for the Cycle, Two Consecutive Games .....	April 24 to April 25, 1995 vs. Nashville Dwayne Hoesy (April 24, 1994), Joe Vitiello (April 25, 1994)
Steal of Home .....	August 30, 2019 vs. Round Rock (Erick Mejia, 4-0 win)
Pitcher with a Hit .....	July 25, 2017 @ El Paso (Dean Anna, 14-6 loss)
Pitcher with Home Run .....	August 1, 2016 vs. Iowa (Dusty Coleman, 13-0 loss)

## FROM OMAHA TO THE HALL OF FAME

George Brett played 133 games for the Omaha Royals between the 1973 and 1974 seasons before enjoying a prolific Major League career that earned him induction into the Royals Hall of Fame and the National Baseball Hall of Fame. Though they did not play for the current Omaha franchise, there are two other National Baseball Hall of Famers who played in Omaha during their careers. Charles "Kid" Nichols played for the Omaha Omahogs in 1889 and Bob Gibson—who is immortalized with a statue outside Werner Park—played for the Omaha Cardinals from 1957-1959.

While Brett is the lone alum of the current franchise to be enshrined in Cooperstown, he is one of ten former Omaha stars to earn induction into the Royals Hall of Fame. The other nine Omaha alums inducted into the Royals Hall of Fame are: Kevin Appier ('89-'90, '98, '04), Steve Busby ('72, '78, '80), Mark Gubicza ('91), Dennis Leonard ('74-'75, '82), Jeff Montgomery ('88, '97, '99), Dan Quisenberry ('79), Paul Splitteroff ('69-'71), Mike Sweeney ('96-'97, '02-'03, '06-'07), and Willie Wilson ('77).

STORM CHASERS ORGANIZATION

2023 OMAHA STORM CHASERS

2022 SEASON IN REVIEW

PLAYER & COACH DATABASE

HISTORY & RECORDS

INTERNATIONAL LEAGUE

ROYALS ORGANIZATION

GENERAL INFORMATION

# LAST TIME IT HAPPENED...

## OMAHA INDIVIDUAL PITCHING

No-Hitter (9 innings) .....	June 20, 1988 vs. Columbus (Luis Aquino, 2-0 win)
No-Hitter (7 innings) .....	July 13, 1990 @ Iowa [G1] (Gene Walter, 3-0 win)
No-Hitter (Combined) .....	April 17, 1997 vs. Oklahoma City (Jim Converse and Allen McDill, 2-0 win)
1-Hit Complete Game Shutout (9 innings).....	July 18, 2011 @ Memphis (Luis Mendoza, 4-0 win)
1-Hit Complete Game Shutout (7 innings).....	..... N/A
2-Hit Complete Game Shutout (9 innings).....	September 14, 2014 vs. Reno (Aaron Brooks, 4-0 win)
2-Hit Complete Game Shutout (7 innings).....	June 13, 2009 @ Iowa [G2] (Bruce Chen, 2-0 win)
3-Hit Complete Game Shutout (9 innings).....	June 19, 2009 @ Albuquerque (Bruce Chen, 4-0 win)
Complete Game Shutout (9 innings) .....	September 14, 2014 vs. Reno (Aaron Brooks, 4-0 win)
Complete Game Shutout (7 innings) .....	July 2, 2018 vs. Nashville [G2] (Jake Kalish, 7-0 win)
Complete Game (9 innings).....	August 15, 2018 vs. Oklahoma City (Arnaldo Hernandez, 3-1 win)
<b>Complete Game (7 innings) .....</b>	<b>August 28, 2022 vs. Scranton/WB [G1] (Austin Cox, 9-4 win)</b>
Back-to-Back Complete Games (9 innings).....	May 12, 2002 and May 17, 2002 (Shawn Sedlacek)
Back-to-Back Complete Games (7 innings).....	June 13, 209 [7] and June 19, 2009 [9] (Bruce Chen)
Five Straight Complete Games .....	July 25, 1994 to August 14, 1994 (Dennis Rasmussen)
10+ Strikeouts, Game.....	July 2, 2021 @ St. Paul (Jackson Kowar, 10 K, 4-2 loss)
15+ Hits Allowed, Game .....	June 22, 2013 @ Oklahoma City (Justin Marks, 15 H, 11-2 loss)
6+ Home Runs Allowed, Game.....	August 18, 2007 vs. Albuquerque (Matt Wright, 6 HR, 11-4 loss)
5+ Home Runs Allowed, Game.....	July 2, 2017 vs. Colorado Springs (Christian Binford, 5 HR, 11-10 loss)
Four Home Runs Allowed, Inning.....	May 18, 2001 @ Iowa (Chris Fussell, 8-5 loss)
Four Consecutive Walks, Inning .....	May 25, 2017 @ Nashville (Bobby Parnell, 8-4 win)
Three Consecutive Hit-by-Pitch.....	July 6, 2011 @ New Orleans (Robinson Tejada, 5-4 win)
Win Seven Consecutive Starts .....	July 29 to August 30, 2004 (Chris George)
Lose Eight Consecutive Starts.....	May 28 to July 9, 2016 (Christian Binford)
Saves in Four Consecutive Games.....	June 27 to June 30, 1998 (Bart Evans)
Two Saves, One Day.....	April 30, 1996 vs. Indianapolis (Jaime Bluma)
40.0+ Consecutive Innings, No Runs Allowed .....	May 29 to June 21, 1972 (Mike Jackson, 42.0 IP)
40.0+ Consecutive Innings, No Earned Runs Allowed .....	April 6 to August 10, 2007 (Neal Musser, 45.2 IP)
10.0+ Consecutive Innings, No Hits Allowed .....	June 10 to June 30, 2002 (Ryan Bukvich, 10.2 IP)
20.0+ Consecutive Innings, No Walks Allowed .....	May 25 to June 24, 2005 (Wes Wilkerson, 23.2 IP)
<b>Position Player Pitched .....</b>	<b>September 1, 2022 @ St. Paul (Jimmy Govern, 18-6 loss)</b>
Position Player Decision.....	July 20, 2017 vs. Colorado Springs (Brayan Peña, 8-4 [12] loss)

## ALL-TIME NO-HITTERS INVOLVING OMAHA

DATE	PLAYER	TEAM	OPPONENT	OMAHA RESULT
5/8/69	Scipio Spinks	Oklahoma City	Omaha	L, 2-1 (7 inn.)
<b>8/25/72</b>	<b>Thomas Murphy</b>	<b>Omaha</b>	<b>Indianapolis</b>	<b>W, 7-0</b>
5/24/74	Thomas Carroll	Indianapolis	Omaha	L, 2-0
5/25/76	John Montague	Oklahoma City	Omaha	L, 1-0 (7 inn.)
<b>6/2/76</b>	<b>David Hasbach</b>	<b>Omaha</b>	<b>Tulsa</b>	<b>W, 4-0 (7 inn.)</b>
9/1/77	R.C. Knapp, Fred Howard	Iowa	Omaha	L, 8-0
5/26/78	Silvio Martinez	Springfield	Omaha	L, 4-0
<b>4/27/81</b>	<b>Mike Jones</b>	<b>Omaha</b>	<b>Iowa</b>	<b>W, 2-0</b>
8/21/84	Reginald Patterson	Iowa	Omaha	L, 2-0
<b>6/20/88</b>	<b>Luis Aquino</b>	<b>Omaha</b>	<b>Columbus</b>	<b>W, 2-0</b>
<b>7/13/90</b>	<b>Gene Walter</b>	<b>Omaha</b>	<b>Iowa</b>	<b>W, 3-0 (7 inn.)</b>
<b>4/17/97</b>	<b>Jim Converse,</b> <b>Allen McDill</b>	<b>Omaha</b>	<b>Oklahoma City</b>	<b>W, 2-0</b>
5/6/01	Brian Powell	New Orleans	Omaha	L, 5-0
6/29/08	Dustin Nippert	Oklahoma	Omaha	L, 2-0 (7 inn.)
6/17/17	Chris Smith, Sean Doolittle, Tucker Healy, Simon Castro	Nashville	Omaha	L, 4-0

# LAST TIME IT HAPPENED...

## OPPONENT TEAM BATTING (SINGLE-GAME/INNING)

20+ Runs, Game	September 11, 2021 @ St. Paul (21 runs, 21-4 loss)
<b>15+ Runs, Game</b>	<b>September 11, 2022 vs. Indianapolis (19 runs, 19-9 loss)</b>
20+ Hits, Game	August 2, 2019 @ Reno (22 hits, 23-5 loss)
<b>15+ Hits, Game</b>	<b>September 11, 2022 vs. Indianapolis (17 hits, 19-9 loss)</b>
7+ Home Runs, Game	September 5, 2021 vs. Toledo (7 HR, 11-10 loss)
<b>5+ Home Runs, Game</b>	<b>April 27, 2022 vs. Toledo (5 HR, 14-0 loss)</b>
2 Home Runs, 2+ batters, Game	September 5, 2021 vs. Toledo (Riley Greene and Kody Clemens, 11-10 loss)
<b>7+ Doubles, Game</b>	<b>September 11, 2022 vs. Indianapolis (7 2B, 19-9 loss)</b>
12+ Extra-Base Hits, Game	June 2, 2011 vs. New Orleans (12 XBH, 22-6 loss)
7+ Stolen Bases, Game	August 31, 2014 vs. Colorado Springs (7 SB, 13-8 loss)
6+ Stolen Bases, Game	August 5, 2014 vs. Iowa (6 SB, 6-0 loss)
10 Runs Scored, Inning	July 16, 2012 vs. Oklahoma City, 6th inning (16-6 loss)
9 Runs Scored, Inning	June 19, 2013 vs. Albuquerque, 3rd inning (11-3 [7] loss)
<b>8 Runs Scored, Inning</b>	<b>September 11, 2022 vs. Indianapolis, 4th inning (19-9 loss)</b>
Four Home Runs, Inning	May 18, 2001 @ Iowa (8-5 loss)
<b>Three Consecutive Home Runs</b>	<b>June 14, 2022 @ Iowa, 2nd inning (11-6 loss)</b>
<b>Three Home Runs, Inning</b>	<b>June 14, 2022 @ Iowa, 2nd inning (11-6 loss)</b>
<b>Back-to-Back Home Runs</b>	<b>September 4, 2022 @ St. Paul (John Andreoli and Braden Bishop 4-2 win)</b>

## OMAHA FIELDING (SINGLE-GAME/INNING)

Triple Play	4/17/15 vs. New Orleans (5-3-4-6, 5-3 loss)
-------------	---

## OPPONENT INDIVIDUAL BATTING (SINGLE-GAME/INNING)

<b>5 Hits, Game</b>	<b>September 1, 2022 @ St. Paul (Matt Wallner, 18-6 loss)</b>
4 Doubles, Game	August 7, 2004 at Salt Lake (Adam Riggs, 22-10 loss)
2 Triples, Game	April 14, 2016 vs. Round Rock (Jared Hoying, 8-7 loss)
<b>3 Home Runs, Game</b>	<b>September 20, 2022 vs. Iowa (Alexander Canario, 12-11 loss)</b>
<b>2 Home Runs, Game</b>	<b>August 21, 2022 @ Louisville (Ronnie Dawson, 7-6 loss)</b>
<b>5 Runs Scored, Game</b>	<b>August 5, 2022 vs. St. Paul (Jermaine Palacios, 15-6 loss)</b>
8 Runs Batted In, Game	July 21, 2019 vs. Memphis (Adolis Garcia, 13-2 loss)
<b>7 Runs Batted In, Game</b>	<b>April 27, 2022 vs. Toledo (Zack Short, 14-0 loss)</b>
<b>6 Runs Batted In, Game</b>	<b>September 1, 2022 @ St. Paul (Matt Wallner, 18-6 loss)</b>
<b>5 Walks, Game</b>	<b>June 26, 2022 vs. Columbus (Will Benson 17-14 loss)</b>
4 Stolen Bases, Game	May 1, 2015 @ Colorado Springs (Luis Sardinas, 16-4 loss)
<b>2 Hits, Inning</b>	<b>September 1, 2022 @ St. Paul, 8th inning (Matt Wallner, 18-6 loss)</b>
2 Home Runs, Inning	May 3, 2001 vs. Oklahoma, 1st inning (Michael Young, 8-1 loss)
<b>Home Run in 4 Straight Games</b>	<b>May 10 to 13, 2022 (Robel Garcia)</b>
<b>Home Run in 3 Straight Games</b>	<b>June 16 to 19, 2021 (Mark Payton)</b>
<b>Leadoff Home Run</b>	<b>August 3, 2022 vs. St. Paul (Michael Helman, 9-7 loss)</b>
Inside-The-Park Home Run	July 24, 2013 vs. Oklahoma City (Ruben Sosa, 11-4 loss)
<b>Grand Slam</b>	<b>September 26, 2022 @ St. Paul (Cole Sturgeon 10-6 loss)</b>
<b>Pinch-Hit Home Run</b>	<b>September 11, 2022 vs. Indianapolis (Brendt Citta 19-9 loss)</b>
<b>Walk-Off Home Run</b>	<b>August 17, 2022 @ Louisville (Isiah Gilliam, 4-3 loss)</b>
Home Run from Both Sides of the Plate, Game	May 1, 2008 vs. Sacramento (Landon Powell, 5-3 loss)
Home Run, Three Consecutive At-Bats	August 21, 2015 at Las Vegas (Travis Tajerion, 8-3 loss)
<b>Hit for the Cycle</b>	<b>September 1, 2022 @ St. Paul (Matt Wallner, 18-6 loss)</b>

## OPPONENT INDIVIDUAL PITCHING (SINGLE-GAME/INNING)

No-Hitter (9 innings)	May 6, 2001 at New Orleans (Brian Powell, 5-0 loss)
No-Hitter (7 innings)	June 29, 2008 vs. Oklahoma (G1) (Dustin Nippert, 2-0 loss)
No-Hitter (Combined)	June 7, 2017 vs. Nashville (Chris Smith, Sean Doolittle, Tucker Healy and Simon Castro, 4-0 loss)
1-Hit Complete Game Shutout (9 innings)	August 19, 2002 at Nashville (Salomon Torres, 4-0 loss)
2-Hit Complete Game Shutout (9 innings)	July 18, 2003 vs. Nashville (Brian Meadows, 2-0 loss)
3-Hit Complete Game Shutout (9 innings)	July 28, 2011 vs. Albuquerque (Dana Eveland, 2-0 loss)
Complete Game Shutout (9 innings)	July 15, 2018 vs. Memphis (Daniel Ponce de Leon, 8-0 loss)
Complete Game Shutout (7 innings)	August 29, 2018 vs. Colorado Springs (Bubba Derby, 7-0 [7] loss)
Complete Game (9 innings)	July 15, 2018 vs. Memphis (Daniel Ponce de Leon, 8-0 loss)
Complete Game (7 innings)	August 29, 2018 vs. Colorado Springs (Bubba Derby, 7-0 [7] loss)
<b>10+ Strikeouts, Game</b>	<b>May 24, 2022 @ Louisville (Ben Lively, 11 K, 16-1 loss)</b>
Two Saves, One Day	April 26, 2004 vs. Albuquerque (Toby Borland)

STORM CHASERS ORGANIZATION

2023 OMAHA STORM CHASERS

2022 SEASON IN REVIEW

PLAYER & COACH DATABASE

HISTORY & RECORDS

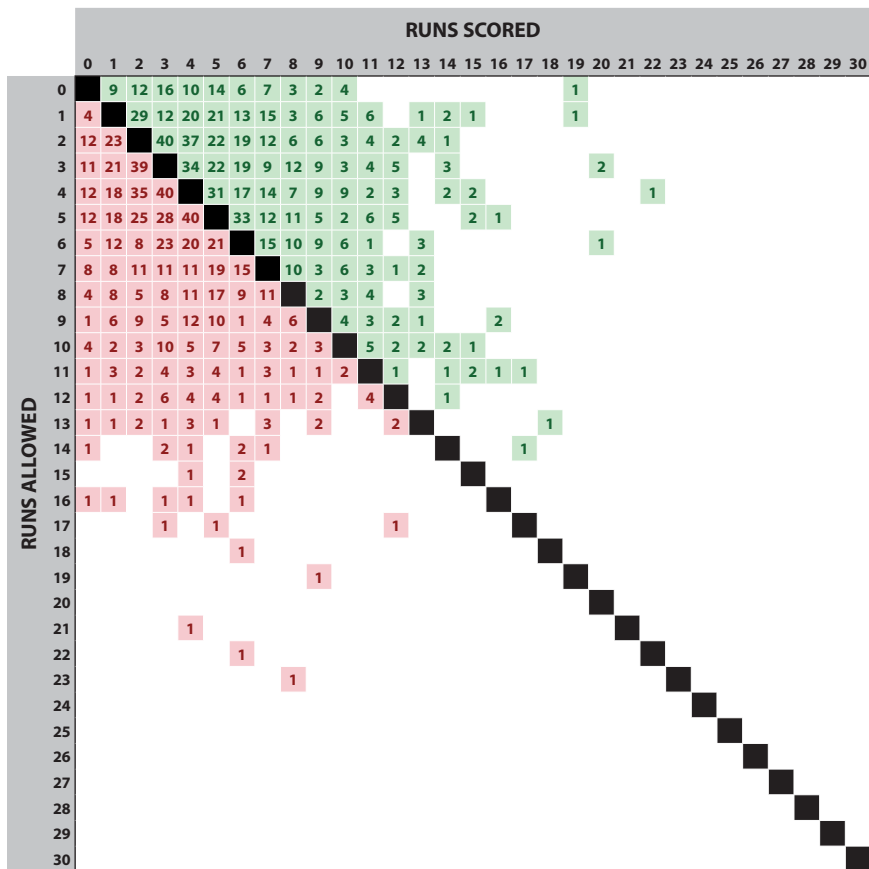
INTERNATIONAL LEAGUE

ROYALS ORGANIZATION

GENERAL INFORMATION



# STORM CHASERS SCORIGAMI



**Scorigami:** A portmanteau of score and origami, a scorigami is a scoring combination that has never happened before in a sport or league's history. The term was originated by sportswriter Jon Bois for NFL scores.

The above is a matrix of every final score that has happened in a Omaha Storm Chasers game since 2011. Scores in green represent Storm Chasers wins, while scores in red represent Storm Chasers losses. The number inside the square refers to the number of times that a score has occurred. Empty squares represent a score that has never happened before in Storm Chasers history.

**MOST FREQUENT WINNING SCORE:** 3-2 (40 times)

**MOST FREQUENT LOSING SCORE:** 4-3 & 5-4 (40 times)

**MOST FREQUENT SCORE:** 3-2 (79 times)

		FREQUENCY OF RUNS SCORED																											
		0	1	2	3	4	5	6	7	8	9	10	11	12	13	14	15	16	17	18	19	20	21	22	23	24	25	26	
WINS		9	41	68	101	110	107	84	62	51	45	38	21	16	12	8	4	2	1	2	3	0	1	0	0	0	0	0	
LOSSES		78	122	141	140	113	84	39	26	11	9	2	4	3	0	0	0	0	0	0	0	0	0	0	0	0	0	0	
TOTAL		78	131	182	208	214	194	146	110	73	60	47	42	24	16	12	8	4	2	1	2	3	0	1	0	0	0	0	

		FREQUENCY OF RUNS ALLOWED																											
		0	1	2	3	4	5	6	7	8	9	10	11	12	13	14	15	16	17	18	19	20	21	22	23	24	25	26	
WINS		84	135	156	122	97	77	45	25	12	12	6	1	1	1	0	0	0	0	0	0	0	0	0	0	0	0	0	
LOSSES		4	35	71	105	123	89	83	73	54	44	25	27	16	7	3	5	3	1	1	0	1	1	1	1	0	0	0	
TOTAL		84	139	191	193	202	200	134	108	85	66	56	31	28	17	8	3	5	3	1	1	0	1	1	1	0	0	0	

# THE LAST TIME THE SCORE WAS ...

SCORE	LAST WIN	LAST LOSS	SCORE	LAST WIN	LAST LOSS
1-0	July 4, 2019 vs. Nashville	April 15, 2018 @ Nashville	12-0	N/A	May 30, 2016 vs. El Paso
2-0	May 14, 2022 @ Iowa	July 7, 2021 vs. Toledo	12-1	N/A	June 28, 2012 vs. New Orleans
2-1	May 31, 2022 vs. Indianapolis	August 14, 2022 @ Toledo	12-2	August 31, 2011 vs. Round Rock	June 19, 2021 vs. Louisville
3-0	August 21, 2021 vs. Columbus	July 15, 2022 @ Rochester	12-3	June 9, 2022 vs. Lehigh Valley	August 20, 2021 vs. Columbus
3-1	May 25, 2021 vs. Indianapolis	September 28, 2022 @ St. Paul	12-4	June 23, 2021 @ Iowa	June 10, 2017 vs. New Orleans
3-2	July 6, 2022 vs. Toledo	June 25, 2022 vs. Columbus	12-5	April 30, 2022 vs. Toledo	July 18, 2021 @ Indianapolis
4-0	August 30, 2019 vs. Round Rock	August 8, 2021 @ Columbus	12-6	N/A	July 22, 2017 @ El Paso
4-1	July 16, 2022 @ Rochester	September 18, 2022 @ Columbus	12-7	June 22, 2022 vs. Columbus	August 11, 2021 vs. Iowa
4-2	September 13, 2022 @ Columbus	June 21, 2022 vs. Columbus	12-8	N/A	April 24, 2014 @ New Orleans
4-3	May 8, 2022 vs. Columbus	September 7, 2022 vs. Indianapolis	12-9	May 17, 2011 @ Colorado Springs	June 23, 2019 vs. San Antonio
5-0	August 12, 2022 @ Toledo	August 6, 2022 vs. St. Paul	12-10	August 28, 2022 vs. Scranton/WB	N/A
5-1	August 31, 2022 @ St. Paul	June 7, 2022 vs. Lehigh Valley	12-11	August 4, 2019 @ Reno	September 20, 2022 vs. Iowa
5-2	September 23, 2021 vs. Indianapolis	July 12, 2022 @ Rochester	13-0	N/A	August 1, 2016 vs. Iowa
5-3	June 23, 2022 vs. Columbus	July 28, 2022 @ Syracuse	13-1	May 9, 2013 @ Reno	July 26, 2017 @ Albuquerque
5-4	September 22, 2022 vs. Iowa	August 23, 2022 vs. Scranton/WB	13-2	June 26, 2021 @ Iowa	July 21, 2019 vs. Memphis
6-0	September 2, 2019 vs. Round Rock	August 5, 2018 vs. Salt Lake	13-3	N/A	June 1, 2022 vs. Indianapolis
6-1	July 13, 2022 @ Rochester	May 24, 2022 @ Louisville	13-4	N/A	August 2, 2022 vs. St. Paul
6-2	April 7, 2022 @ Indianapolis	September 17, 2022 @ Columbus	13-5	N/A	June 4, 2016 vs. Nashville
6-3	July 30, 2022 @ Syracuse	September 21, 2022 vs. Iowa	13-6	September 15, 2022 @ Columbus	N/A
6-4	July 2, 2022 @ St. Paul	August 4, 2021 @ Columbus	13-7	July 17, 2022 @ Rochester	August 3, 2019 @ Reno
6-5	July 11, 2021 vs. Toledo	June 19, 2022 @ Iowa	13-8	August 26, 2022 vs. Scranton/WB	N/A
7-0	July 2, 2018 vs. Nashville	July 24, 2022 @ Iowa	13-9	April 26, 2018 @ Colorado Springs	June 2, 2016 @ Colorado Springs
7-1	August 28, 2021 @ Iowa	April 9, 2022 @ Indianapolis	13-10	August 7, 2021 @ Columbus	N/A
7-2	May 30, 2021 vs. Indianapolis	August 13, 2022 @ Toledo	13-12	N/A	April 16, 2019 @ Oklahoma City
7-3	August 19, 2022 @ Louisville	July 2, 2021 @ St. Paul	14-0	N/A	April 27, 2022 vs. Toledo
7-4	May 1, 2022 vs. Toledo	August 17, 2021 vs. Columbus	14-1	April 17, 2014 vs. Round Rock	N/A
7-5	July 6, 2021 vs. Toledo	September 9, 2022 vs. Indianapolis	14-2	June 8, 2015 vs. Colorado Springs	N/A
7-6	June 4, 2022 vs. Indianapolis	August 21, 2022 @ Louisville	14-3	September 18, 2021 vs. Iowa	June 26, 2017 @ Colorado Springs
8-0	June 24, 2018 vs. Oklahoma City	May 15, 2022 @ Iowa	14-4	August 22, 2021 vs. Columbus	July 17, 2014 vs. New Orleans
8-1	May 17, 2022 vs. St. Paul	September 14, 2021 vs. Iowa	14-6	N/A	July 24, 2017 @ El Paso
8-2	June 16, 2022 @ Iowa	May 8, 2021 vs. St. Paul	14-7	N/A	April 14, 2018 @ Nashville
8-3	June 6, 2021 vs. Iowa	June 24, 2022 vs. Columbus	14-10	September 1, 2012 @ Albuquerque	N/A
8-4	August 7, 2017 @ Memphis	July 9, 2022 vs. Toledo	14-11	July 31, 2019 @ Tacoma	N/A
8-5	July 29, 2021 @ Toledo	April 14, 2022 vs. Louisville	14-12	July 28, 2021 @ Toledo	N/A
8-6	May 22, 2022 vs. St. Paul	June 18, 2019 @ Fresno	15-1	July 16, 2017 vs. Nashville	N/A
8-7	September 16, 2022 @ Columbus	August 25, 2022 vs. Scranton/WB	15-4	June 13, 2021 @ St. Paul	June 29, 2021 @ St. Paul
9-0	August 9, 2018 @ Round Rock	June 28, 2019 @ Iowa	15-5	May 12, 2016 vs. Memphis	N/A
9-1	September 14, 2022 @ Columbus	August 23, 2019 @ Memphis	15-6	N/A	August 5, 2022 vs. St. Paul
9-2	July 23, 2019 @ Round Rock	August 25, 2019 @ Memphis	15-10	May 31, 2011 vs. New Orleans	N/A
9-3	August 4, 2022 vs. St. Paul	July 27, 2021 @ Toledo	15-11	June 15, 2017 @ Oklahoma City	N/A
9-4	August 28, 2022 vs. Scranton/WB	September 24, 2022 vs. Iowa	16-0	N/A	May 15, 2018 @ New Orleans
9-5	June 16, 2018 @ Reno	June 12, 2021 @ St. Paul	16-1	N/A	May 20, 2021 @ Iowa
9-6	September 10, 2022 vs. Indianapolis	May 31, 2018 @ Oklahoma City	16-3	N/A	June 18, 2017 @ Iowa
9-7	April 24, 2022 @ Memphis	August 3, 2022 vs. St. Paul	16-4	N/A	May 1, 2015 @ Colorado Springs
9-8	July 16, 2019 vs. New Orleans	September 24, 2021 vs. Indianapolis	16-5	June 8, 2018 vs. Albuquerque	N/A
10-0	June 30, 2022 @ St. Paul	July 23, 2022 vs. Iowa	16-6	N/A	July 16, 2012 vs. Oklahoma City
10-1	June 29, 2018 vs. Nashville	July 13, 2017 vs. Nashville	16-9	June 10, 2021 @ St. Paul	N/A
10-2	September 23, 2022 vs. Iowa	July 3, 2022 @ St. Paul	16-11	May 14, 2011 @ Colorado Springs	N/A
10-3	September 19, 2021 vs. Iowa	September 27, 2022 @ St. Paul	17-3	N/A	September 8, 2021 @ St. Paul
10-4	July 27, 2022 @ Syracuse	May 5, 2021 vs. St. Paul	17-5	N/A	August 19, 2018 @ Colorado Springs
10-5	September 29, 2021 @ Iowa	May 20, 2019 @ Oklahoma City	17-11	April 8, 2011 vs. Albuquerque	N/A
10-6	August 20, 2022 @ Louisville	September 26, 2022 @ St. Paul	17-12	N/A	September 26, 2021 vs. Indianapolis
10-7	May 26, 2021 vs. Indianapolis	May 14, 2021 @ Columbus	17-14	June 26, 2022 vs. Columbus	N/A
10-8	May 6, 2022 vs. Columbus	September 5, 2016 vs. Oklahoma City	18-6	N/A	September 1, 2022 @ St. Paul
10-9	May 7, 2022 vs. Columbus	July 12, 2019 @ San Antonio	18-13	June 30, 2011 vs. Albuquerque	N/A
11-0	N/A	July 2, 2017 vs. Colorado Springs	19-0	May 25, 2022 @ Louisville	N/A
11-1	May 29, 2022 @ Louisville	July 30, 2021 @ Toledo	19-1	May 12, 2014 vs. New Orleans	N/A
11-2	June 28, 2022 @ St. Paul	April 8, 2017 @ Colorado Springs	19-3	N/A	September 11, 2022 vs. Indianapolis
11-3	July 6, 2019 vs. Nashville	August 16, 2022 @ Louisville	20-3	April 9, 2014 vs. Memphis	N/A
11-4	August 16, 2015 @ Salt Lake	June 1, 2014 @ Round Rock	20-6	August 12, 2012 @ Tucson	N/A
11-5	August 27, 2021 @ Iowa	July 15, 2017 vs. Nashville	21-4	N/A	September 11, 2021 @ St. Paul
11-6	August 13, 2011 @ Salt Lake	June 14, 2022 @ Iowa	22-4	October 1, 2021 @ Iowa	N/A
11-7	August 3, 2021 @ Columbus	July 3, 2012 vs. Albuquerque	22-6	N/A	June 2, 2011 vs. New Orleans
11-8	August 16, 2017 vs. Oklahoma City	August 14, 2014 vs. Salt Lake	23-8	N/A	August 2, 2019 @ Reno
11-9	September 2, 2022 @ St. Paul	April 26, 2016 vs. Colorado Springs			
11-10	July 17, 2019 vs. New Orleans	September 5, 2021 vs. Toledo			

ALL SCORES LISTED ARE FROM STORM CHASERS ERA (2011-PRESENT)  
SCORES NOT LISTED HAVE NOT OCCURRED IN STORM CHASERS ERA.

STORM CHASERS ORGANIZATION

2023 OMAHA STORM CHASERS

2022 SEASON IN REVIEW

PLAYER & COACH DATABASE

HISTORY & RECORDS

INTERNATIONAL LEAGUE

ROYALS ORGANIZATION

GENERAL INFORMATION

# POSTSEASON HISTORY

## ALL-TIME POSTSEASON RECORD

	RECORD	HOME	ROAD	NEUTRAL
Overall Postseason Record	55-53	26-24	29-26	2-1
Division/Conference Series	18-15	7-9	11-6	0-0
League Championship Series	30-32	15-16	15-16	0-0
Triple-A Championship Series	5-5	2-1	3-4	0-0
Triple-A National Championship Game	2-1	0-0	0-0	2-1
Streak	W3	W2	L1	W2
Last 10 Postseason Games	7-3	6-4	7-3	--
Record by Decade				
1960s	<i>No postseason play in 1969 season</i>			
1970s	13-14	6-6	7-8	0-0
1980s	8-16	4-8	4-8	0-0
1990s	10-12	4-6	6-6	0-0
2000s	--	--	--	--
2010s	24-11	10-6	12-4	2-1
2020s	--	--	--	--
Record by Game				
Game 1 of Series	16-10	7-2	7-7	2-1
Game 2 of Series	12-11	3-6	9-5	0-0
Game 3 of Series	10-13	3-7	7-6	0-0
Game 4 of Series	9-12	6-6	3-6	0-0
Game 5 of Series	8-4	5-3	3-1	0-0
Game 6 of Series	0-3	0-2	0-1	0-0
Extra-Inning Games	3-5	1-3	2-2	0-0
Elimination Games	11-12	6-8	3-3	2-1
Series/Title-Clinching Games	14-7	6-2	6-4	2-1

## ALL-TIME POSTSEASON RECORD VS. OPPONENTS

TEAM (LAST MEETING)	OVERALL RECORD	HOME	ROAD	NEUTRAL	SERIES RECORD
Albuquerque (2012)	3-2	1-1	2-1	--	1-0
Buffalo (1995)	1-3	1-1	0-2	--	1-3
Denver (1981)	8-14	4-6	4-8	--	1-3
Durham (2013)	1-0	--	--	1-0	--
Indianapolis (1989)	9-11	4-6	5-5	--	1-3
Memphis (2014)	3-1	1-1	2-0	--	1-0
Nashville (1990)	3-2	1-1	2-1	--	1-0
Oklahoma City (2013)	5-6	1-4	4-2	--	1-2
Pawtucket (2014)	1-0	--	--	1-0	--
Reno (2014)	4-5	2-3	2-2	--	1-1
Rochester (1990)	4-1	2-0	1-1	--	1-0
Round Rock (2011)	3-1	1-1	2-0	--	1-0
Sacramento (2011)	3-0	2-0	1-0	--	1-0
Salt Lake (2013)	3-1	2-0	1-1	--	1-0
Springfield (1981)	3-2	2-1	1-1	--	1-0
Syracuse (1970)	1-4	0-1	1-3	--	0-1

## WERNER PARK FIRSTS

<b>GAME</b> .....April 16, 2011 vs. Nashville	<b>DOUBLE</b> .....David Lough (3rd inning vs. Manny Parra)
<b>WIN</b> .....April 16, 2011 vs. Nashville (2-1)	<b>TRIPLE</b> .....Johnny Giavotella (3rd inning vs. Manny Parra)
<b>WALK-OFF WIN</b> .....May 24, 2011 vs. Tuscon (6-5 [11])	<b>HOME RUN</b> .....Taylor Green (7th inning vs. Vin Mazzaro - 4/17/11 [G2])
<b>LOSS</b> .....April 17, 2011 vs. Nashville (G2, 5-3 [7])	<b>GRAND SLAM</b> .....Lucas May (2nd inning vs. Tom Koehler - 5/31/11)
<b>PITCH</b> .....Danny Duffy to Eric Farris, Called Strike	<b>WALK</b> .....Eric Hosmer (1st inning vs. Manny Parra)
<b>BATTER</b> .....Eric Farris (vs. Danny Duffy)	<b>STRIKEOUT</b> .....Eric Farris (1st inning vs. Danny Duffy)
<b>HIT</b> .....David Lough (1st inning vs. Manny Parra)	<b>STOLEN BASE</b> .....Chris Nowak (2nd inning vs. D. Duffy/M. Piña)
<b>RUN</b> .....Eric Hosmer (3rd inning vs. Manny Parra)	<b>WIN</b> .....Jesse Chavez
<b>RBI</b> .....Mike Moustakas (3rd inning vs. Manny Parra)	<b>LOSS</b> .....Manny Parra
<b>SINGLE</b> .....David Lough (1st inning vs. Manny Parra)	<b>SAVE</b> .....Louis Coleman

# POSTSEASON RECORDS (CAREER)

## STORM CHASERS HISTORY (2011-PRESENT)

### HITTING

#### AT BATS

1.	97	Irving Falú.....	2011-13
2.	70	Paulo Orlando.....	2012-14
3.	60	Rey Navarro.....	2012-13
4.	57	Anthony Seratelli.....	2012-13
5.	53	Clint Robinson.....	2011-12

#### RUNS SCORED

1.	14	Irving Falú.....	2011-13
2.	12	Rey Navarro.....	2012-13
	12	Clint Robinson.....	2011-12
4.	9	Anthony Seratelli.....	2012-13
	9	David Lough.....	2011

#### HITS

1.	29	Irving Falú.....	2011-13
2.	22	Paulo Orlando.....	2012-14
3.	20	Rey Navarro.....	2012-13
4.	17	Whit Merrifield.....	2014
5.	16	Clint Robinson.....	2011-12
	16	Pedro Ciriaco.....	2014

#### DOUBLES

1.	6	Rey Navarro.....	2012-13
2.	4	Paulo Orlando.....	2012-14
	4	Clint Robinson.....	2011-12
4.	3	Irving Falú.....	2011-13
	3	Lorenzo Cain.....	2011
	3	Manny Piña.....	2011, 2013
	3	Brett Hayes.....	2014
	3	Max Ramirez.....	2012-13

#### TRIPLES

1.	3	Lorenzo Cain.....	2011
2.	2	Lane Adams.....	2013
	2	Jason Bourgeois.....	2012
4.	1	Irving Falú.....	2011-13
	1	Brett Hayes.....	2014
	1	Brian Bocoek.....	2014

#### HOME RUNS

1.	3	Whit Merrifield.....	2014
	3	Mitch Maier.....	2012
3.	2	Brett Hayes.....	2014
	2	Brian Bocoek.....	2014
	2	Max Ramirez.....	2012-13
	2	Anthony Seratelli.....	2012-13
	2	Wil Myers.....	2012
	2	Kila Ka'aihue.....	2011
	2	Cheslor Cuthbert.....	2014
	2	Adam Moore.....	2012

#### RUNS BATTED IN

1.	11	Manny Piña.....	2011, 2013
	11	Irving Falú.....	2011-13
3.	10	Max Ramirez.....	2012-13
4.	9	Mitch Maier.....	2012
	9	Adam Moore.....	2012

#### WALKS

1.	14	Anthony Seratelli.....	2012-13
	14	Clint Robinson.....	2011-12
3.	9	Irving Falú.....	2011-13
	9	Rey Navarro.....	2012-13
5.	8	Manny Piña.....	2011, 2013

#### STOLEN BASES

1.	6	Irving Falú.....	2011-13
2.	4	Paulo Orlando.....	2012-14
	2	Anthony Seratelli.....	2012-13
	2	Wil Myers.....	2012
	2	Lane Adams.....	2013
	2	Pedro Ciriaco.....	2014

#### BATTING AVERAGE

1.	.417	Lorenzo Cain.....	2011
2.	.389	Derrick Robinson.....	2012
3.	.386	Whit Merrifield.....	2014
4.	.372	Pedro Ciriaco.....	2014
5.	.370	Ben Broussard.....	2013

### PITCHING

#### APPEARANCES

1.	9	Brandon Sisk.....	2011-12
2.	8	Michael Mariot.....	2012-13
3.	6	Buddy Baumann.....	2013-14
4.	5	Tim Collins.....	2014
	5	Román Colón.....	2012

#### INNINGS PITCHED

1.	24.0	Aaron Brooks.....	2014
2.	17.1	Clayton Mortensen.....	2013-14
3.	14.1	Nate Adcock.....	2012
4.	14.0	Ryan Verdugo.....	2012-13
	14.0	Luis Mendoza.....	2011

#### STRIKEOUTS

1.	24	Aaron Brooks.....	2014
2.	22	Clayton Mortensen.....	2013-14
3.	17	Ryan Verdugo.....	2012-13
4.	12	Luis Mendoza.....	2011
	12	Nate Adcock.....	2012
	12	Justin Marks.....	2012-13

#### COMPLETE GAMES

1.	1	Aaron Brooks.....	2014
----	---	-------------------	------

#### EARNED RUN AVERAGE (ERA)

1.	0.75	Aaron Brooks.....	2014
2.	1.29	Luis Mendoza.....	2011
3.	1.46	Buddy Baumann.....	2013-14
4.	1.69	Brian Sanches.....	2013
5.	1.74	Sugar Ray Marimon.....	2014

#### WALKS + HITS/INNING PITCHED (WHIP)

1.	0.58	Aaron Brooks.....	2014
2.	0.91	Sean O'Sullivan.....	2011
3.	0.98	Clayton Mortensen.....	2013-14
4.	1.00	Luis Mendoza.....	2011
5.	1.19	Nate Adcock.....	2012

#### OPPONENTS' BATTING AVERAGE

1.	.131	Aaron Brooks.....	2014
2.	.167	Clayton Mortensen.....	2013-14
	.167	Luis Mendoza.....	2011
4.	.195	Sean O'Sullivan.....	2011
5.	.211	Sugar Ray Marimon.....	2014

#### WINS

1.	3	Aaron Brooks.....	2014
2.	2	Luis Mendoza.....	2011
	2	Brian Sanches.....	2013
	2	Vin Mazzaro.....	2011
	2	Buddy Baumann.....	2013-14

#### SAVES

1.	2	Zach Jackson.....	2013
	2	Michael Mariot.....	2012-13
	2	Román Colón.....	2012
4.	1	Buddy Baumann.....	2013-14
	1	Christian Binford.....	2014
	1	Brandon Sisk.....	2011-12
	1	Tim Collins.....	2014
	1	Kelvin Herrera.....	2011
	1	Andrew Triggs.....	2014

\*Career batting averages based on 20 plate appearances in postseason play.

\*Career ERA and opponents batting average based on minimum of 10.0 innings pitched in postseason play.

STORM CHASERS ORGANIZATION

2023 OMAHA STORM CHASERS

2022 SEASON IN REVIEW

PLAYER & COACH DATABASE

HISTORY & RECORDS

INTERNATIONAL LEAGUE

ROYALS ORGANIZATION

GENERAL INFORMATION



# POSTSEASON RESULTS

## 1970 AMERICAN ASSOCIATION CHAMPIONSHIP SERIES

### OMAHA ROYALS DEFEAT DENVER BEARS, 4-1

GAME #	DATE	HOME TEAM	FINAL SCORE
Game 1	Friday, September 4	Omaha	Omaha 6, Denver 4
Game 2	Saturday, September 5	Omaha	Omaha 8, Denver 4
Game 3	Sunday, September 6	Omaha	Omaha 5, Denver 4
Game 4	Tuesday, September 8	Denver	Denver 8, Omaha 3
Game 5	Wednesday, September 9	Denver	Omaha 10, Denver 1

## 1970 JUNIOR WORLD SERIES

### SYRACUSE CHIEFS DEFEAT OMAHA ROYALS, 4-1

GAME #	DATE	HOME TEAM	FINAL SCORE
Game 1	Tuesday, September 15	Syracuse	Syracuse 2, Omaha 0
Game 2	Wednesday, September 16	Syracuse	Syracuse 5, Omaha 1
Game 3	Thursday, September 17	Syracuse	Omaha 11, Syracuse 5
Game 4	Friday, September 18	Syracuse	Syracuse 6, Omaha 5
Game 5	Saturday, September 19	Omaha	Syracuse 5, Omaha 3 [11]

## 1976 AMERICAN ASSOCIATION CHAMPIONSHIP SERIES

### DENVER BEARS DEFEAT OMAHA ROYALS, 4-2

GAME #	DATE	HOME TEAM	FINAL SCORE
Game 1	Friday, September 3	Omaha	Denver 4, Omaha 0
Game 2	Saturday, September 4	Omaha	Denver 4, Omaha 0
Game 3	Sunday, September 5	Omaha	Omaha 9, Denver 8
Game 4	Monday, September 6	Denver	Omaha 11, Denver 9
Game 5	Tuesday, September 7	Denver	Denver 7, Omaha 4
Game 6	Thursday, September 9	Denver	Denver 6, Omaha 5

## 1977 AMERICAN ASSOCIATION CHAMPIONSHIP SERIES

### DENVER BEARS DEFEAT OMAHA ROYALS, 4-2

GAME #	DATE	HOME TEAM	FINAL SCORE
Game 1	Friday, September 2	Denver	Omaha 7, Denver 6
Game 2	Saturday, September 3	Denver	Omaha 10, Denver 4
Game 3	Sunday, September 4	Denver	Denver 6, Omaha 3
Game 4	Monday, September 5	Omaha	Denver 7, Omaha 2
Game 5	Tuesday, September 6	Omaha	Denver 10, Omaha 2
Game 6	Wednesday, September 7	Omaha	Denver 6, Omaha 4

## 1978 AMERICAN ASSOCIATION CHAMPIONSHIP SERIES

### OMAHA ROYALS DEFEAT INDIANAPOLIS INDIANS, 4-1

GAME #	DATE	HOME TEAM	FINAL SCORE
Game 1	Friday, September 1	Indianapolis	Omaha 3, Indianapolis 1
Game 2	Saturday, September 2	Indianapolis	Omaha 3, Indianapolis 2
Game 3	Sunday, September 3	Indianapolis	Indianapolis 3, Omaha 2
Game 4	Monday, September 4	Omaha	Omaha 5, Indianapolis 2
Game 5	Tuesday, September 5	Omaha	Omaha 4, Indianapolis 1

## 1981 AMERICAN ASSOCIATION DIVISION SERIES

### OMAHA ROYALS DEFEAT SPRINGFIELD REDBIRDS, 3-2

GAME #	DATE	HOME TEAM	FINAL SCORE
Game 1	Friday, August 28	Springfield	Omaha 7, Springfield 4
Game 2	Saturday, August 29	Springfield	Springfield 8, Omaha 5
Game 3	Sunday, August 30	Omaha	Springfield 5, Omaha 2
Game 4	Monday, August 31	Omaha	Omaha 5, Springfield 1
Game 5	Tuesday, September 1	Omaha	Omaha 9, Springfield 7

# POSTSEASON RESULTS

## 1981 AMERICAN ASSOCIATION CHAMPIONSHIP SERIES

### DENVER BEARS DEFEAT OMAHA ROYALS, 4-0

GAME #	DATE	HOME TEAM	FINAL SCORE
Game 1	Wednesday, September 2	Denver	Denver 4, Omaha 3
Game 2	Thursday, September 3	Denver	Denver 9, Omaha 4
Game 3	Friday, September 4	Denver	Denver 10, Omaha 3
Game 4	Saturday, September 5	Omaha	Denver 2, Omaha 1

## 1982 AMERICAN ASSOCIATION CHAMPIONSHIP SERIES

### INDIANAPOLIS INDIANS DEFEAT OMAHA ROYALS, 4-2

GAME #	DATE	HOME TEAM	FINAL SCORE
Game 1	Tuesday, August 31	Indianapolis	Indianapolis 6, Omaha 3
Game 2	Wednesday, September 1	Indianapolis	Omaha 1, Indianapolis 0
Game 3	Thursday, September 2	Indianapolis	Indianapolis 8, Omaha 0
Game 4	Friday, September 3	Omaha	Indianapolis 2, Omaha 1
Game 5	Saturday, September 4	Omaha	Omaha 6, Indianapolis 1
Game 6	Sunday, September 5	Omaha	Indianapolis 8, Omaha 2

## 1988 AMERICAN ASSOCIATION CHAMPIONSHIP SERIES

### INDIANAPOLIS INDIANS DEFEAT OMAHA ROYALS, 3-1

GAME #	DATE	HOME TEAM	FINAL SCORE
Game 1	Saturday, September 3	Omaha	Indianapolis 8, Omaha 7
Game 2	Sunday, September 4	Omaha	Indianapolis 7, Omaha 4
Game 3	Monday, September 5	Indianapolis	Omaha 9, Indianapolis 1
Game 4	Tuesday, September 6	Indianapolis	Indianapolis 11, Omaha 7

## 1989 AMERICAN ASSOCIATION CHAMPIONSHIP SERIES

### INDIANAPOLIS INDIANS DEFEAT OMAHA ROYALS, 3-2

GAME #	DATE	HOME TEAM	FINAL SCORE
Game 1	Saturday, September 2	Indianapolis	Indianapolis 5, Omaha 4 [14]
Game 2	Sunday, September 3	Indianapolis	Omaha 11, Indianapolis 2
Game 3	Monday, September 4	Omaha	Indianapolis 4, Omaha 0
Game 4	Tuesday, September 5	Omaha	Omaha 4, Indianapolis 1
Game 5	Wednesday, September 6	Omaha	Indianapolis 5, Omaha 3

## 1990 AMERICAN ASSOCIATION CHAMPIONSHIP SERIES

### OMAHA ROYALS DEFEAT NASHVILLE SOUNDS, 3-2

GAME #	DATE	HOME TEAM	FINAL SCORE
Game 1	Tuesday, September 4	Omaha	Omaha 1, Nashville 0
Game 2	Wednesday, September 5	Omaha	Nashville 5, Omaha 3
Game 3	Thursday, September 6	Nashville	Omaha 8, Nashville 7 [20]
Game 4	Friday, September 7	Nashville	Nashville 5, Omaha 4
Game 5	Saturday, September 8	Nashville	Omaha 8, Nashville 7

## 1990 TRIPLE-A CLASSIC

### OMAHA ROYALS DEFEAT ROCHESTER RED WINGS, 4-1

GAME #	DATE	HOME TEAM	FINAL SCORE
Game 1	Monday, September 10	Rochester	Rochester 4, Omaha 3
Game 2	Tuesday, September 11	Rochester	Omaha 7, Rochester 4
Game 3	Wednesday, September 12	Rochester	Omaha 5, Rochester 4 [12]
Game 4	Thursday, September 13	Omaha	Omaha 9, Rochester 7
Game 5	Friday, September 14	Omaha	Omaha 4, Rochester 3

STORM CHASERS  
ORGANIZATION

2023 OMAHA  
STORM CHASERS

2022 SEASON  
IN REVIEW

PLAYER & COACH  
DATABASE

HISTORY &  
RECORDS

INTERNATIONAL  
LEAGUE

ROYALS  
ORGANIZATION

GENERAL  
INFORMATION

# POSTSEASON RESULTS

## 1995 AMERICAN ASSOCIATION DIVISION SERIES

### BUFFALO BISONS DEFEAT OMAHA ROYALS, 3-1

GAME #	DATE	HOME TEAM	FINAL SCORE
Game 1	Wednesday, September 6	Omaha	Omaha 8, Buffalo 1
Game 2	Thursday, September 7	Omaha	Buffalo 10, Omaha 5
Game 3	Friday, September 8	Buffalo	Buffalo 2, Omaha 1 [11]
Game 4	Saturday, September 9	Buffalo	Buffalo 4, Omaha 1

## 1996 AMERICAN ASSOCIATION DIVISION SERIES

### OKLAHOMA CITY 89ERS DEFEAT OMAHA ROYALS, 3-1

GAME #	DATE	HOME TEAM	FINAL SCORE
Game 1	Wednesday, September 4	Oklahoma City	Omaha 11, Oklahoma City 5
Game 2	Thursday, September 5	Oklahoma City	Oklahoma City 3, Omaha 2
Game 3	Friday, September 6	Omaha	Oklahoma City 4, Omaha 0
Game 4	Sunday, September 8	Omaha	Oklahoma City 7, Omaha 5 [10]

## 1999 PACIFIC COAST LEAGUE AMERICAN CONF. CHAMPIONSHIP SERIES

### OKLAHOMA REDHAWKS DEFEAT OMAHA GOLDEN SPIKES, 3-1

GAME #	DATE	HOME TEAM	FINAL SCORE
Game 1	Wednesday, September 8	Oklahoma	Oklahoma 9, Omaha 2
Game 2	Thursday, September 9	Oklahoma	Oklahoma 14, Oklahoma 1
Game 3	Friday, September 10	Omaha	Oklahoma 4, Omaha 3
Game 4	Saturday, September 11	Omaha	Oklahoma 6, Omaha 5

## 2011 PACIFIC COAST LEAGUE AMERICAN CONF. CHAMPIONSHIP SERIES

### OMAHA STORM CHASERS DEFEAT ROUND ROCK EXPRESS, 3-1

GAME #	DATE	HOME TEAM	FINAL SCORE
Game 1	Wednesday, September 7	Round Rock	Omaha 4, Round Rock 0
Game 2	Thursday, September 8	Round Rock	Omaha 7, Round Rock 2
Game 3	Friday, September 9	Omaha	Round Rock 9, Omaha 8 [11]
Game 4	Saturday, September 10	Omaha	Omaha 4, Round Rock 2 [10]

## 2011 PACIFIC COAST LEAGUE CHAMPIONSHIP SERIES

### OMAHA STORM CHASERS DEFEAT SACRAMENTO RIVER CATS, 3-0

GAME #	DATE	HOME TEAM	FINAL SCORE
Game 1	Tuesday, September 13	Omaha	Omaha 3, Sacramento 2
Game 2	Wednesday, September 14	Omaha	Omaha 15, Sacramento 4
Game 3	Friday, September 16	Sacramento	Omaha 11, Sacramento 6

## 2011 TRIPLE-A NATIONAL CHAMPIONSHIP GAME (vs. I.L. CHAMP)

### COLUMBUS CLIPPERS DEFEAT OMAHA STORM CHASERS

GAME #	DATE	SITE	FINAL SCORE
Game 1	Tuesday, September 20	Albuquerque	Columbus 8, Omaha 3

## 2012 PACIFIC COAST LEAGUE AMERICAN CONF. CHAMPIONSHIP SERIES

### OMAHA STORM CHASERS DEFEAT ALBUQUERQUE ISOTOPE, 3-2

GAME #	DATE	HOME TEAM	FINAL SCORE
Game 1	Wednesday, September 5	Omaha	Omaha 8, Albuquerque 4
Game 2	Thursday, September 6	Omaha	Albuquerque 5, Omaha 3
Game 3	Friday, September 7	Albuquerque	Omaha 7, Albuquerque 4
Game 4	Saturday, September 8	Albuquerque	Albuquerque 12, Omaha 10
Game 5	Sunday, September 9	Albuquerque	Omaha 16, Albuquerque 7

# POSTSEASON RESULTS

## 2012 PACIFIC COAST LEAGUE CHAMPIONSHIP SERIES

### RENO ACES DEFEAT OMAHA STORM CHASERS, 3-1

GAME #	DATE	HOME TEAM	FINAL SCORE
Game 1	Tuesday, September 11	Reno	Reno 13, Omaha 1
Game 2	Wednesday, September 12	Reno	Omaha 9, Reno 6
Game 3	Friday, September 14	Omaha	Reno 3, Omaha 0
Game 4	Saturday, September 15	Omaha	Reno 8, Omaha 2

## 2013 PACIFIC COAST LEAGUE AMERICAN CONF. CHAMPIONSHIP SERIES

### OMAHA STORM CHASERS DEFEAT OKLAHOMA CITY REDHAWKS, 3-0

GAME #	DATE	HOME TEAM	FINAL SCORE
Game 1	Wednesday, September 4	Oklahoma City	Omaha 3, Oklahoma City 1
Game 2	Thursday, September 5	Oklahoma City	Omaha 7, Oklahoma City 4
Game 3	Friday, September 6	Omaha	Omaha 7, Oklahoma City 6

## 2013 PACIFIC COAST LEAGUE CHAMPIONSHIP SERIES

### OMAHA STORM CHASERS DEFEAT SALT LAKE BEES, 3-1

GAME #	DATE	HOME TEAM	FINAL SCORE
Game 1	Tuesday, September 10	Omaha	Omaha 3, Salt Lake 2
Game 2	Wednesday, September 11	Omaha	Omaha 2, Salt Lake 1
Game 3	Friday, September 13	Salt Lake	Salt Lake 9, Omaha 0
Game 4	Saturday, September 14	Salt Lake	Omaha 10, Salt Lake 5

## 2013 TRIPLE-A NATIONAL CHAMPIONSHIP GAME (vs. I.L. CHAMP)

### OMAHA STORM CHASERS DEFEAT DURHAM BULLS

GAME #	DATE	SITE	FINAL SCORE
Game 1	Tuesday, September 17	Lehigh Valley	Omaha 2, Durham 1

## 2014 PACIFIC COAST LEAGUE AMERICAN CONF. CHAMPIONSHIP SERIES

### OMAHA STORM CHASERS DEFEAT MEMPHIS REDBIRDS, 3-1

GAME #	DATE	HOME TEAM	FINAL SCORE
Game 1	Wednesday, September 3	Omaha	Omaha 7, Memphis 0
Game 2	Thursday, September 4	Omaha	Memphis 4, Omaha 3
Game 3	Friday, September 5	Memphis	Omaha 2, Memphis 0
Game 4	Saturday, September 6	Memphis	Omaha 6, Memphis 2

## 2014 PACIFIC COAST LEAGUE CHAMPIONSHIP SERIES

### OMAHA STORM CHASERS DEFEAT RENO ACES, 3-2

GAME #	DATE	HOME TEAM	FINAL SCORE
Game 1	Tuesday, September 9	Reno	Omaha 6, Reno 2
Game 2	Wednesday, September 10	Reno	Reno 4, Omaha 2
Game 3	Friday, September 12	Omaha	Reno 2, Omaha 1
Game 4	Saturday, September 13	Omaha	Omaha 11, Reno 0
Game 5	Sunday, September 14	Omaha	Omaha 4, Reno 0

## 2014 TRIPLE-A NATIONAL CHAMPIONSHIP GAME (vs. I.L. CHAMP)

### OMAHA STORM CHASERS DEFEAT PAWTUCKET RED SOX

GAME #	DATE	SITE	FINAL SCORE
Game 1	Tuesday, September 16	Charlotte	Omaha 4, Pawtucket 2

STORM CHASERS  
ORGANIZATION

2023 OMAHA  
STORM CHASERS

2022 SEASON  
IN REVIEW

PLAYER & COACH  
DATABASE

HISTORY &  
RECORDS

INTERNATIONAL  
LEAGUE

ROYALS  
ORGANIZATION

GENERAL  
INFORMATION



# ALL-STAR HONORS

## MID-SEASON ALL-STARS

YEAR	PLAYER	POSITION
1988	Nick Capra	OF
	Luis de los Santos	1B
1989	Ed Hearn	C
	Rick Luecken	P
	Sal Rende	Coach
1990	Pete Filson	P
	Chito Martinez	OF
	Mel Stottlemire, Jr.	P
1991	Tim Spehr	C
	Sal Rende	Manager
1992	Jeff Conine	1B
	Dennis Moeller	P
1993	Keith Brown	P
	Rick Reed	P
	Karl Rhodes	OF
	Terry Shumpert	2B
1994	Dwayne Hosey	OF
	Rico Rossy	SS
1995	Bob Milacki	P
1996	Jaime Bluma	P
	Jose Rosdado	P
	Chris Stynes	OF
1997	Yamil Benitez	OF
	Mike Jirschele	Coach
	Mark Farnsworth	Trainer
1998	Brian Barber	P
	Jeremy Giambi	OF
1999	Kit Pellow	3B
2000	Anthony Medrano	OF
	Kevin McNabb	Broadcaster
2001	Chris George	P
	Kit Pellow	1B
2002	Angel Berroa	SS
	Aaron Guiel	OF
2003	Mike Kelly	OF
	Wes Obermueller	P
2004	Calvin Pickering	DH
	Jamey Wright	P
2005	Adrian Brown	OF
2006	Chad Allen	DH
	Andres Blanco	2B/SS
	Paul Phillips	C
	Mike Jirschele	Manager
2007	Craig Brazell	DH
2008	Jason Smith	INF
2009	Lenny DiNardo	P
	Dusty Hughes	P
2010	Alex Gordon	OF
	Kila Ka'aihue	1B
2011	Johnny Giavotella	2B
	Luis Mendoza	P
	Clint Robinson	DH
2012	Ryan Verdugo	P
	Tommy Hottovy	P
	Clint Robinson	1B
	Wil Myers	OF
2013	Louis Coleman	P
	Chris Dwyer	P
2014	Paulo Orlando	OF
	Spencer Patton	P
	Francisco Pena	C
2015	John Lamb	P
	Louis Coleman	P
	Cheslor Cuthbert	3B
2016	Brooks Pounders	P
	Andrew Edwards	P
2017	Adalberto Mondesi	SS
2018	Trevor Oaks	P
	Frank Schwindel	DH
2019	Bubba Starling	OF

## POST-SEASON ALL-STARS

YEAR	PLAYER	POSITION
1969	Luis Alcaraz	2B
	George Spriggs	OF
	Chris Zachary	P
1970	George Spriggs	OF
1971	Buck Martinez	C
1972	Mike Jackson	P
	Jim Wohlford	2B
1973	George Brett	3B
	Mark Littell	P
1974	Jim Foor	P
	Dennis Leonard	P
1975	Norm Angelini	RP
1976	Jerry Cram	P
	Roger Nelson	P
	Steve Patchin	C
	Steve Staggs	2B
1977	Dave Cripe	3B
	Clint Hurdle	OF
	Craig Perkins	C
	Willie Wilson	OF
1980	Ken Phelps	1B
1981	Manny Castillo	3B
	Mike Jones	P
	Jeff Schattinger	P
1982	Bombo Rivera	OF
	Bob Tufts	P
1984	Russ Stephans	C
1985	Tony Ferreira	C
	Mark Huismann	P
1986	Al Hargesheimer	P
	Kevin Seitzer	OF
1988	Luis de los Santos	1B
1989	Luis de los Santos	1B
1990	Paul Zuvella	SS
1991	Bob Buchana	P
	Tim Spehr	C
1992	Jeff Conine	1B
	Dennis Moeller	P
1993	Bob Hamelin	1B
	Karl Rhodes	OF
1994	Dwayne Hosey	OF
	Dennis Rasmussen	P
	Joe Vitiello	1B
1995	Jeff Grotewold	1B
1996	Jaime Bluma	RP
1998	Bart Evans	RP
	Jeremy Giambi	OF
	Chris Hatcher	DH
1999	Sal Fasano	C
	Kit Pellow	3B
	Mark Quinn	OF
2004	Calvin Pickering	DH
2005	Aaron Guiel	OF
2009	Lenny DiNardo	P
2011	Johnny Giavotella	2B
	Luis Mendoza	P
	Clint Robinson	DH
2012	Ryan Verdugo	LHP
	Wil Myers	OF
2014	Francisco Pena	C
2019	Foster Griffin	P
2021	Jackson Kowar	P
	Ryan McBroom	DH

# AWARDS AND RECOGNITIONS

## PLAYER AND FRONT OFFICE HONORS

YEAR	PLAYER / PERSON	AWARD
1969	Luis Alcaraz	Minor League Gold Glove Award, 2B
	Jack McKeon	A.A. Manager of the Year
	Bob Quinn	A.A. General Manager of the Year
1970	Jack McKeon	A.A. Manager of the Year
	George Spriggs	A.A. Most Valuable Player
1972	Jim Wohlford	A.A. Rookie of the Year
1973	Mark Littell	A.A. Pitcher of the Year
1975	Norm Angelini	A.A. Reliever of the Year
1977	Clint Hurdle	A.A. Rookie of the Year
1978	Rudy Kinard	Minor League Gold Glove Award, SS
1981	Manny Castillo	A.A. Most Valuable Player
	Joe Sparks	A.A. Manager of the Year
	Bill Gorman	A.A. Executive of the Year
	Cindy Kiger	A.A. Woman of the Year
	Mark Huismann	A.A. Pitcher of the Year
1985	Mark Huismann	A.A. Pitcher of the Year
1988	Luis de los Santos	A.A. Most Valuable Player
	Tom Gordon	Minor League Player of the Year ( <i>Baseball America</i> )
1990	Gus Cherry	A.A. Executive of the Year
	Sal Rende	A.A. Manager of the Year
		MiLB Manager of the Year (The Sporting News)
		Co-Sportsman of the Year (Omaha Sportscasters Assn.)
1992	Jesse Cuevas	A.A. Groundskeeper of the Year
1994	Dwayne Hosey	A.A. Most Valuable Player
	Joe Vitiello	A.A. Rookie of the Year
1995	Bill Gorman	A.A. Executive of the Year
1998	Chris Hatcher	PCL Most Valuable Player
		Co-Sportsman of the Year (Omaha Sportscasters Assn.)
1999	Mark Quinn	PCL Rookie of the Year
2007	Craig Brazell	Joe Baumann Home Run Award
2010	Mike Moustakas	Joe Baumann Home Run Award
2011	Luis Mendoza	PCL Pitcher of the Year
		PCL Playoff Most Valuable Player
		PCL Executive of the Year
		National Executives of the Year (Ballpark Digest)
		MiLB Mike Coolbaugh Award
		Minor League Player of the Year ( <i>Baseball America</i> )
		Topps PCL Player of the Year
2012		Triple-A All-Star Game Top Star, PCL
	Derrick Robinson	Minor League <i>Rawlings</i> Gold Glove Award, OF
	Martie Cordaro	Minor League Executive of the Year ( <i>Baseball America</i> )
2013	Chris Dwyer	Triple-A National Championship MVP
	Aaron Brooks	PCL Playoffs Most Valuable Player
2014	Laurie Schlender	MiLB <i>Rawlings</i> Woman Executive of the Year
2017	Laurie Schlender	Triple-A East Pitcher of the Year
	Jackson Kowar	Paul Splittorff Pitcher of the Year (KC)
2021	MJ Melendez	Joe Baumann Home Run Award
		Top Offensive Player (Minor League Baseball)
	Nick Pratto	Minor League <i>Rawlings</i> Gold Glove Award, 1B
2022	Bobby Witt Jr.	Minor League Player of the Year ( <i>Baseball America</i> )
		Minor League Player of the Year (USA TODAY)
		Triple-A East Prospect of the Year
	George Brett Hitter of the Year (KC)	
	Bobby Witt Jr.	MLB Pipeline No. 1 Overall Prospect

STORM CHASERS ORGANIZATION

2023 OMAHA STORM CHASERS

2022 SEASON IN REVIEW

PLAYER & COACH DATABASE

HISTORY & RECORDS

INTERNATIONAL LEAGUE

ROYALS ORGANIZATION

GENERAL INFORMATION

# OMAHA OPENING DAY LINEUPS

## 1969

1.	Lee Green	CF
2.	Luis Alcares	3B
3.	Dennis Paepke	1B
4.	Dave Nicholson	LF
5.	Paul Schaal	SS
6.	Fred Rico	RF
7.	Larry Osborne	DH
8.	Fran Healy	C
9.	Rich Severson	2B

## 1970

1.	Scott Northey	CF
2.	Lee Green	LF
3.	Fran Healy	C
4.	Billy Sorrell	3B
5.	Chuck Harrison	1B
6.	Fred Rico	RF
7.	Juan Rios	SS
8.	Steve McMillan	2B
9.	Chris Zachary	P

## 1971

1.	John Matias	CF
2.	Bobby Floyd	2B
3.	Billy Sorrell	RF
4.	Chuck Harrison	1B
5.	Tom Matchick	SS
6.	Jay Ward	3B
7.	Ken Huebner	LF
8.	John Sullivan	C
9.	Monty Montgomery	P

## 1972

1.	Keith Marshall	CF
2.	Jim Wohlford	2B
3.	Carl Taylor	RF
4.	Gary Sanserino	LF
5.	Buck Martinez	C
6.	Dan Haynes	1B
7.	Jose Martinez	3B
8.	Rich Severson	SS
9.	Mike Jackson	P

## 1973

1.	Frank White	2B
2.	Jose Arcia	SS
3.	Tom Poquette	RF
4.	Jim Wohlford	CF
5.	Gary Sanserino	1B
6.	Jim Clark	LF
7.	George Brett	3B
8.	Buck Martinez	C
9.	Monty Montgomery	P

## 1974

1.	Keith Marshall	LF
2.	Rocky Craig	CF
3.	Tom Poquette	RF
4.	Frank Ortenzio	1B
5.	George Brett	3B
6.	Jim Clark	DH
7.	Dennis Paepke	C
8.	Harold Hunter	2B
9.	Jose Arcia	SS
SP.	Dennis Leonard	

## 1975

1.	U L Washington	SS
2.	Mark Williams	CF
3.	Jamie Quirk	3B
4.	Frank Ortenzio	1B
5.	Gary Martz	DH
6.	Ruppert Jones	LF
7.	Craig Perkins	C
8.	Steve Staggs	2B
9.	Keith Marshall	LF
SP.	Dennis Leonard	

## 1976

1.	U L Washington	SS
2.	Sheldon Mallory	RF
3.	Ruppert Jones	CF
4.	Frank Ortenzio	1B
5.	Gary Martz	LF
6.	John Wathan	C
7.	Bill Sudakis	3B
8.	Steve Staggs	2B
9.	Tom Bruno	P

## 1977

1.	U L Washington	SS
2.	Dave Cripe	3B
3.	Joe Lahoud	LF
4.	Gary Martz	1B
5.	Clint Hurdle	RF
6.	Willie Wilson	SS
7.	Steve Patchin	C
8.	Rudy Kinard	2B
9.	Dave Hasbach	P

## 1978

1.	German Barranca	2B
2.	Darrel Parker	LF
3.	Dave Cripe	3B
4.	Randy Bass	1B
5.	Craig Perkins	DH
6.	Jim Nettles	RF
7.	Luis Silverio	CF
8.	Jim Gaudet	C
9.	Mike Denevi	SS
SP.	Rich Gale	

## 1979

1.	Tim Ireland	2B
2.	Dave Cripe	3B
3.	Jim Nettles	LF
4.	Kevin Gillen	RF
5.	Darrel Parker	DH
6.	Todd Cruz	SS
7.	Ken Phelps	3B
8.	Jim Gaudet	C
9.	Bob Detherage	CF
SP.	Bill Paschall	

## 1980

1.	German Barranca	LF
2.	Manny Castillo	3B
3.	Ken Phelps	1B
4.	Luis Silverio	DH
5.	Leon Brown	CF
6.	Dave Augustine	RF
7.	Keith Drumright	2B
8.	Kelly Heath	SS
9.	Dave Hogg	C
SP.	Ken Cvejdik	

## 1981

1.	Dan Garcia	RF
2.	Kelly Heath	2B
3.	Manny Castillo	3B
4.	Bombo Rivera	DH
5.	Onix Concepcion	SS
6.	Ron Johnson	1B
7.	Darryl Motley	LF
8.	Pat Sheridan	CF
9.	Greg Keatley	C
SP.	Dan Fischer	

## 1982

1.	Pat Sheridan	CF
2.	Mark Ryal	RF
3.	Don Slaughter	C
4.	Darryl Motley	LF
5.	Bombo Rivera	DH
6.	Dave Edler	3B
7.	Ron Johnson	1B
8.	Brad Wellman	2B
9.	Buddy Biancalana	SS
SP.	Keith Creel	

## 1983

1.	Pat Sheridan	CF
2.	Buddy Biancalana	SS
3.	Mark Ryal	LF
4.	Bombo Rivera	DH
5.	Mark Funderburk	1B
6.	Mike Brewer	RF
7.	Cliff Pastornicky	2B
8.	Russ Stephans	C
9.	Kelly Heath	2B
SP.	Derek Botelho	

## 1984

1.	Rondin Johnson	2B
2.	Steve Hammond	DH
3.	John Morris	CF
4.	Mike Brewer	RF
5.	Dave Leeper	LF
6.	Mark Ryal	1B
7.	Cliff Pastornicky	3B
8.	Russ Stephans	C
9.	Jim Scranton	SS
SP.	Charlie Leibbrandt	

## 1985

1.	Rondin Johnson	2B
2.	John Morris	CF
3.	Butch Davis	DH
4.	Dave Leeper	LF
5.	Pat Putnam	1B
6.	Mike Kingery	RF
7.	Bill Pecota	3B
8.	Brian Poldberg	C
9.	Jim Scranton	SS
SP.	Mike Griffin	

## 1986

1.	Dwight Taylor	CF
2.	Bill Pecota	3B
3.	Mike Kingery	LF
4.	Mike Brewer	RF
5.	Jeff Schulz	DH
6.	Joe Citari	1B
7.	Bill Hayes	C
8.	Mike Miller	2B
9.	Jim Scranton	SS
SP.	Scott Bankhead	

# OMAHA OPENING DAY LINEUPS

## 1987

1.	Rondin Johnson	2B
2.	Bill Pecota	SS
3.	Chito Martinez	LF
4.	Scotti Madison	1B
5.	Jeff Schulz	DH
6.	Van Snider	RF
7.	Luis de los Santos	3B
8.	Mike Macfarlane	C
9.	Gary Thurman	CF
SP.	Bill Swaggerty	

## 1988

1.	Gary Thurman	LF
2.	Rondin Johnson	2B
3.	Luis de los Santos	DH
4.	Joe Citari	1B
5.	Nick Capra	RF
6.	Joe Castro	3B
7.	Dave Owen	SS
8.	Larry Owen	C
9.	Mike Loggins	CF
SP.	Rich Anderson	

## 1989

1.	Nick Capra	LF
2.	Mike Mesh	SS
3.	Luis de los Santos	1B
4.	Nick Castaneda	DH
5.	Jeff Schulz	RF
6.	Ed Hearn	C
7.	Jose Castro	3B
8.	Mike Loggins	CF
9.	Terry Shumpert	2B
SP.	Kevin Appier	

## 1990

1.	Terry Shumpert	2B
2.	Thad Reece	3B
3.	Chito Martinez	RF
4.	Bob Hamelin	1B
5.	Russ Morman	DH
6.	Harvey Pulliam	LF
7.	Tim Spehr	C
8.	Bobby Meacham	SS
9.	Mike Loggins	CF
SP.	Pete Filson	

## April 10, 1991 @ Nashville

### 2-1 Loss

1.	Bobby Moore	CF
2.	Paul Zuvella	SS
3.	Sean Berry	3B
4.	Bob Hamelin	DH
5.	Jeff Conine	1B
6.	Harvey Pulliam	LF
7.	Jacob Brumfield	RF
8.	Frank Laureano	2B
9.	Tim Spehr	C
SP.	Mike Magnante	

## 1992

1.	Kevin Long	RF
2.	Jose Mota	2B
3.	Harvey Pulliam	LF
4.	Luis Medina	DH
5.	Jeff Conine	1B
6.	Sean Berry	3B
7.	Tim Spehr	C
8.	Kevin Koslowski	CF
9.	Rico Rossy	SS
SP.	Mark Huisman	

## April 8, 1993 @ Buffalo

### 8-1 Loss

1.	Kevin Long	LF
2.	Mike Kingery	RF
3.	Dan Rohrmeier	DH
4.	Bob Hamelin	1B
5.	Russ McGinnis	3B
6.	Kevin Koslowski	CF
7.	Nelson Santovenia	C
8.	Terry Shumpert	2B
9.	David Howard	SS
SP.	Chris Haney	

## April 7, 1994 vs. Indianapolis

### 4-2 Loss

1.	Jose Mota	2B
2.	Rico Rossy	SS
3.	Russ McGinnis	C
4.	Glenn Davis	DH
5.	Michael Tucker	LF
6.	Joe Vitiello	1B
7.	Phil Hiatt	RF
8.	Joe Randa	3B
9.	Les Norman	CF
SP.	Paul Abbott	

## April 6, 1995 vs. Iowa

### 8-7 WIN (10)

1.	J.T. Bruett	CF
2.	Steve Sisco	2B
3.	Michael Tucker	LF
4.	Jeff Grotewold	1B
5.	Keith Hughes	RF
6.	Keith Miller	DH
7.	Henry Mercedes	SS
8.	Gary Green	SS
9.	Keith Lockhart	3B
SP.	Dennis Rasmussen	

## April 4, 1996 @ Iowa

### 5-3 Loss

1.	Felix Martinez	SS
2.	Roderick Myers	CF
3.	Chris Stynes	LF
4.	Jeff Grotewold	1B
5.	Kevin Young	3B
6.	Scotter Tucker	CF
7.	Andy Stewart	DH
8.	Ramon Martinez	2B
9.	Darren Burton	RF
SP.	Melvin Bunch	

## 1997

1.	Felix Martinez	SS
2.	Chris Stynes	DH
3.	Jon Nunnally	CF
4.	Yamil Benitez	LF
5.	Larry Sutton	1B
6.	Ryan Long	RF
7.	Sal Fasano	C
8.	Mendy Lopez	3B
9.	Jed Hansen	2B
SP.	Jim Pittsley	

## 1998 (DH GAME 1)

1.	Terry Bradshaw	CF
2.	Scott Leius	DH
3.	Jeremy Giambi	LF
4.	Chris Hatcher	RF
5.	Luis Ortiz	3B
6.	Carlos Mendez	1B
7.	Orlando Miller	2B
8.	Joe Kmak	SS
9.	Mendy Lopez	C
SP.	Brian Barber	

## April 8, 1999 @ Las Vegas

### 3-2 Loss

1.	Ray Holbert	SS
2.	Les Norman	RF
3.	Mark Quinn	LF
4.	Joe Vitiello	1B
5.	Sal Fasano	C
6.	Carlos Mendez	DH
7.	Steve Gibralter	CF
8.	Kit Pellow	3B
9.	Jed Hansen	2B
SP.	Dan Reichert	

## April 6, 2000 vs. Nashville

### 10-5 Loss

1.	Goefrey Tomlinson	CF
2.	Anthony Medrano	SS
3.	Dee Brown	LF
4.	Kit Pellow	1B
5.	Kevin Orle	3B
6.	Jorge Fabregas	C
7.	Les Norman	RF
8.	Emiliano Escandon	DH
9.	Alejandro Prieto	2B
SP.	Brett Laxton	

## April 5, 2001 @ Sacramento

### 6-1 Loss

1.	Jeff Berblinger	DH
2.	Craig Wilson	3B
3.	Jon Nunnally	LE
4.	Kit Pellow	1B
5.	Trenidad Hubbard	CF
6.	Aaron Guiel	RE
7.	Melvin Rosario	C
8.	Wilson Delgado	2B
9.	Nick Ortiz	SS
SP.	Chad Durbin	

## April 4, 2002 vs. Tacoma

### 6-2 WIN

1.	Donzell McDonald	CF
2.	Angel Berroa	SS
3.	Aaron Guiel	RF
4.	Kit Pellow	3B
5.	Dee Brown	LF
6.	Ken Harvey	1B
7.	Jon Nunnally	DH
8.	Danny Ardoin	C
9.	Joe Espada	2B
SP.	Chris George	

## April 3, 2003 @ New Orleans

### 4-3 WIN

1.	Luis Ordaz	SS
2.	Julius Matos	2B
3.	Aaron Guiel	RF
4.	Morgan Burkhardt	1B
5.	Jarrod Patterson	3B
6.	Benny Agbayani	DH
7.	Alexis Gomez	CF
8.	Mike Kelly	LF
9.	Fernando Lunar	C
SP.	Shawn Sedlacek	

## April 8, 2004 vs. Oklahoma

### 6-4 Loss

1.	David DeJesus	CF
2.	Wilton Guerrero	2B
3.	Jarrod Patterson	DH
4.	Rick Short	3B
5.	Calvin Pickering	1B
6.	Byron Gettis	LF
7.	Alexis Gomez	RF
8.	Alberto Castillo	C
9.	Gookie Dawkins	SS
SP.	Brad Voyles	

STORM CHASERS ORGANIZATION

2023 OMAHA STORM CHASERS

2022 SEASON IN REVIEW

PLAYER & COACH DATABASE

HISTORY & RECORDS

INTERNATIONAL LEAGUE

ROYALS ORGANIZATION

GENERAL INFORMATION



# OMAHA OPENING DAY LINEUPS

## April 7, 2005 @ Round Rock

### 4-1 WIN

1.	Adrian Brown	CF
2.	Joe McEwing	3B
3.	Aaron Guiel	RF
4.	Ken Harvey	1B
5.	Matt Diaz	LF
6.	Paul Phillips	C
7.	Luis Ugueto	2B
8.	Chad Santos	DH
9.	Andres Blanco	SS
SP.	Jimmy Gobble	

## April 7, 2006 vs. Nashville

### 5-3 WIN

1.	Kerry Robinson	CF
2.	Ruben Gotay	2B
3.	Aaron Guiel	RF
4.	Chad Allen	DH
5.	Chip Ambres	LF
6.	Paul Phillips	C
7.	Justin Huber	1B
8.	Mike Aviles	3B
9.	Andres Blanco	SS
SP.	Bobby Keppel	

## April 5, 2007 @ Albuquerque

### 9-3 Loss

1.	Joey Gathright	CF
2.	Angel Berroa	SS
3.	Billy Butler	LF
4.	Shane Costa	DH
5.	Justin Huber	1B
6.	Mitch Maier	RF
7.	Mike Aviles	3B
8.	Paul Phillips	C
9.	Andres Blanco	2B
SP.	Brian Bannister	

## April 4, 2008 vs. Albuquerque

### 7-6 Loss

1.	Mitch Maier	CF
2.	Mike Aviles	2B
3.	Shane Costa	RF
4.	Ryan Shealy	1B
5.	Damon Hollins	DH
6.	Jason Smith	3B
7.	Angel Berroa	SS
8.	Chris Lubanski	LF
9.	Ken Huckaby	C
SP.	Luke Hochevar	

## April 9, 2009 @ Albuquerque

### 14-8 Loss

1.	Mitch Maier	CF
2.	Tommy Murphy	3B
3.	Shane Costa	RF
4.	Kila Ka'aihue	1B
5.	Ryan Shealy	DH
6.	Chris Lubanski	LF
7.	J.R. House	C
8.	Tug Hulet	2B
9.	Luis Hernandez	SS
SP.	Brian Bannister	

## April 8, 2010 vs. Memphis

### 6-4 WIN

1.	Irving Falú	SS
2.	Marc Maddox	2B
3.	Wilson Betemit	3B
4.	Kila Ka'aihue	1B
5.	David Lough	CF
6.	Jordan Parraz	RF
7.	Scott Thorman	DH
8.	Buck Coats	LF
9.	Edwin Bellorin	C
SP.	Gaby Hernandez	

## April 7, 2011 @ Albuquerque

### 10-5 Loss

1.	Lance Zawadzki	SS
2.	David Lough	RF
3.	Eric Hosmer	1B
4.	Mike Moustakas	3B
5.	Johnny Giavotella	2B
6.	Clint Robinson	DH
7.	Grégor Blanco	LF
8.	Manny Piña	C
9.	Paulo Orlando	CF
SP.	Mike Montgomery	

## April 5, 2012 vs. Albuquerque

### 8-4 WIN

1.	Jarrold Dyson	CF
2.	Derrick Robinson	LF
3.	Johnny Giavotella	2B
4.	Clint Robinson	1B
5.	Kevin Kouzmanoff	3B
6.	David Lough	RF
7.	Max Ramírez	DH
8.	Tony Abreu	SS
9.	Cody Clark	C
SP.	Will Smith	

## April 4, 2007 @ Round Rock

### 3-1 Loss

1.	David Lough	LF
2.	Christian Colón	SS
3.	Johnny Giavotella	2B
4.	Max Ramírez	DH
5.	Xavier Nady	1B
6.	Adam Moore	C
7.	Irving Falú	3B
8.	Willy Taveras	RF
9.	Paulo Orlando	CF
SP.	Will Smith	

## April 4, 2014 vs. Nashville

### 4-2 Loss

1.	Brett Eibner	CF
2.	Christian Colón	2B
3.	Johnny Giavotella	3B
4.	Jimmy Paredes	RF
5.	Brian Fletcher	DH
6.	Matt Fields	1B
7.	Jason Donald	SS
8.	Francisco Peña	C
9.	Paulo Orlando	LF
SP.	Chris Dwyer	

## April 9, 2015 @ New Orleans

### 10-6 WIN (10)

1.	Whit Merrifield	LF
2.	Ramón Torres	CF
3.	Brett Eibner	RF
4.	Moisés Sierra	DH
5.	Cheslor Cuthbert	3B
6.	Matt Fields	1B
7.	Orlando Calixte	SS
8.	Francisco Peña	C
9.	Ryan Jackson	2B
SP.	Aaron Brooks	

## April 7, 2016 vs. New Orleans

### 6-3 Loss

1.	Whit Merrifield	2B
2.	Brett Eibner	CF
3.	Cheslor Cuthbert	3B
4.	José Martínez	LF
5.	Balbino Fuenmayor	1B
6.	Jorge Bonifacio	RF
7.	Travis Snider	DH
8.	Tony Cruz	C
9.	Clint Barmes	SS
SP.	Miguel Almonte	

## April 6, 2017 @ Colorado Springs

### 2-1 Loss

1.	Billy Burns	LF
2.	Ramón Torres	SS
3.	Whit Merrifield	3B
4.	Peter O'Brien	DH
5.	Jorge Bonifacio	RF
6.	Ryan O'Hearn	1B
7.	Bubba Starling	CF
8.	Cam Gallagher	C
9.	Corey Toups	2B
SP.	Jonathan Dzedzic	

## April 5, 2018 vs. Colorado Springs

### 3-1 Loss [G1]

1.	Ramón Torres	SS
2.	Billy Burns	CF
3.	Hunter Dozier	3B
4.	Ryan O'Hearn	1B
5.	Frank Schwindel	DH
6.	Tyler Collins	RF
7.	Logan Moon	LF
8.	Humberto Arteaga	2B
9.	Nick Dini	C
SP.	Jonathan Dzedzic	

## April 4, 2019 @ Memphis

### 9-2 Loss

1.	Erick Mejia	CF
2.	Nicky Lopez	SS
3.	Jorge Bonifacio	LF
4.	Cheslor Cuthbert	1B
5.	Kelvin Gutiérrez	3B
6.	Humberto Arteaga	2B
7.	Elier Hernandez	DH
8.	Brett Phillips	RF
9.	Nick Dini	C
SP.	Heath Fillmyer	

## May 4, 2021 vs. St. Paul

### 8-2 WIN

1.	Edward Olivares	CF
2.	Kyle Isbel	RF
3.	Emmanuel Rivera	3B
4.	Ryan McBroom	DH
5.	Kelvin Gutiérrez	1B
6.	Gabriel Cancel	2B
7.	Meibrys Viloria	C
8.	Erick Mejia	SS
9.	Anderson Miller	LF
SP.	Jackson Kowar	

## April 4, 2022 @ Indianapolis

### 4-1 WIN

1.	Clay Dungan	2B
2.	Nick Pratto	1B
3.	MJ Melendez	C
4.	Vinnie Pasquantino	DH
5.	Brewer Hicklen	RF
6.	Gabriel Cancel	3B
7.	JaCoby Jones	CF
8.	Dairon Blanco	LF
9.	Iván Castillo	SS
SP.	Ronald Bolaños	

# STORM CHASERS LOGOS

## OFFICIAL PRIMARY LOGO



## OFFICIAL HOME JERSEY LETTERING



## OFFICIAL ROAD JERSEY LETTERING



## CAP AND ALTERNATE LOGOS



## BALLPARK LOGO



## SEASON / ANNIVERSARY LOGOS



## CHAMPIONSHIP LOGOS



## ALL-STAR GAME LOGOS



## SPECIALTY LOGOS



STORM CHASERS ORGANIZATION

2023 OMAHA STORM CHASERS

2022 SEASON IN REVIEW

PLAYER & COACH DATABASE

HISTORY & RECORDS

INTERNATIONAL LEAGUE

ROYALS ORGANIZATION

GENERAL INFORMATION



# INTERNATIONAL LEAGUE

2023 MEDIA GUIDE

# INTERNATIONAL LEAGUE

## LEAGUE INFORMATION

Years of Operation.....	2021-present*
Schedule.....	150 games
Total Teams.....	20
Opening Date.....	March 31, 2023
Closing Date.....	September 24, 2023
All-Star Break.....	July 10-13
All-Star Game.....	N/A
Roster Limit.....	28 active
Playoff Format.....	N/A
League Statistician.....	MLB Advanced Media, L.P.

75 Ninth Avenue, 5th Floor, New York, NY, 10011

\*The International League was known as Triple-A East in 2021. Triple-A East was formed in 2021 from teams from the International League, Pacific Coast League, Southern League, and independent American Association as a result of the realignment of Minor League Baseball following the renegotiation of the Professional Baseball Agreement after its expiration in September of 2020.

## LEAGUE ALIGNMENT

### WEST DIVISION

Columbus Clippers (*Cleveland Guardians*)  
 Gwinnett Stripers (*Atlanta Braves*)  
 Indianapolis Indians (*Pittsburgh Pirates*)  
 Iowa Cubs (*Chicago Cubs*)  
 Louisville Bats (*Cincinnati Reds*)  
 Memphis Redbirds (*St. Louis Cardinals*)  
 Nashville Sounds (*Milwaukee Brewers*)  
**Omaha Storm Chasers (*Kansas City Royals*)**  
 St. Paul Saints (*Minnesota Twins*)  
 Toledo Mud Hens (*Detroit Tigers*)

### EAST DIVISION

Buffalo Bisons (*Toronto Blue Jays*)  
 Charlotte Knights (*Chicago White Sox*)  
 Durham Bulls (*Tampa Bay Rays*)  
 Jacksonville Jumbo Shrimp (*Miami Marlins*)  
 Lehigh Valley IronPigs (*Philadelphia Phillies*)  
 Norfolk Tides (*Baltimore Orioles*)  
 Rochester Red Wings (*Washington Nationals*)  
 Scranton/Wilkes-Barre RailRiders (*New York Yankees*)  
 Syracuse Mets (*New York Mets*)  
 Worcester Red Sox (*Boston Red Sox*)

## MINOR LEAGUE BASEBALL IN OMAHA

YEAR(S)	TEAM	LEAGUE
1879	Omaha Green Stockings	Northwestern League
1885, 1887, 1892, 1898, 1900-1901	Omaha Omahogs	Western League
1888-1890, 1894-1895	Omaha Omahogs	Western Association
1891	Omaha Lambs	Western Association
1902-1903	Omaha Indians	Western League
1904	Omaha Rangers	Western League
1905-1920	Omaha Rourkes	Western League
1921-1927	Omaha Buffaloes	Western League
1928-1929	Omaha Crickets	Western League
1930-1935	Omaha Packers	Western League
1936	Omaha Robin Hoods	Western League
1947-1954	Omaha Cardinals	Western League
1955-1959	Omaha Cardinals	American Association
1961-1962	Omaha Dodgers	American Association
1969-1997	Omaha Royals	American Association
1998, 2002-2010	Omaha Royals	Pacific Coast League
1999-2001	Omaha Golden Spikes	Pacific Coast League
2011-2019	Omaha Storm Chasers	Pacific Coast League
2021	Omaha Storm Chasers	Triple-A East
2022-Present	Omaha Storm Chasers	International League



# BUFFALO BIONS

TORONTO BLUE JAYS



## SAHLEN FIELD

One James D. Griffin Plaza  
Buffalo, NY, 14203  
Telephone: (716) 846-2000  
Website: www.bisons.com  
Twitter: @BuffaloBisons  
Owner: Bob Rich, Jr.

### TEAM INFORMATION

First Year.....	1877
Ballpark.....	Sahlen Field
Year Opened.....	1988
Capacity.....	16,600
Playing Surface.....	Natural Grass
Field Dimensions.....	LF - 325, CF - 404, RF - 325
Affiliation.....	Toronto Blue Jays
First Year of Affiliation.....	2013
Triple-A Titles.....	0
League Championships.....	7
Division Championships.....	20
Last Playoff Appearance.....	2005
2022 Record.....	.76-72 (.514, T-4th in IL East)
2022 Average Attendance.....	6,911 (7th of 20 in IL)

President, Rich Baseball Operations..... Mike Buczkowski  
General Manager..... Anthony Sprague  
Assistant General Manager..... Brad Bisbing  
Head Groundskeeper..... Kelly Rensel  
Media Relations Contact..... Pat Malacaro  
Broadcasters..... Pat Malacaro, Duke McGuire

Manager..... Casey Candaele  
Pitching Coach..... Tim Norton  
Hitting Coach..... Matt Hague  
Position Coach..... Justin Echevarria  
Development Coach..... Jake McGuiggan  
Bullpen Coach..... Carson Phillips  
Athletic Trainer..... Caleb Daniel  
Strength & Conditioning Coach..... Justin Batchner  
Mental Performance Coach..... Rob DiBernardo

### OMAHA VS. BUFFALO IN 2023

Zero games scheduled for 2023

### OMAHA VS. BUFFALO

AMERICAN ASSOCIATION (1969-1997).....	89-119 (.428)
TRIPLE-A ALLIANCE (1988-1991).....	N/A
PACIFIC COAST LEAGUE (1998-2020).....	N/A
INTERNATIONAL LEAGUE (2021-PRESENT).....	N/A

**ALL-TIME RECORD..... 89-119 (.428)**  
**POSTSEASON..... 1-3 (.250)**

# CHARLOTTE KNIGHTS

CHICAGO WHITE SOX



## TRUIST FIELD

324 South Mint Street  
Charlotte, NC, 28202  
Telephone: (704)-274-8300  
Website: www.charlotteknights.com  
Twitter: @KnightsBaseball  
Owner: Don Beaver, Bill Allen

### TEAM INFORMATION

First Year.....	1988
Ballpark.....	Truist Field
Year Opened.....	2014
Capacity.....	10,200
Playing Surface.....	Grass
Field Dimensions.....	LF - 330, CF - 400, RF - 315
Affiliation.....	Chicago White Sox
First Year of Affiliation.....	1999
Triple-A Titles.....	0
League Championships.....	2
Division Championships.....	3
Last Playoff Appearance.....	2012
2022 Record.....	.58-92 (.387, 10th in IL East)
2022 Average Attendance.....	7,280 (6th of 20 in IL)

Chief Operating Officer..... Dan Rajkowski  
General Manager..... Rob Egan  
Head Groundskeeper..... Matt Parrott  
Media Relations Contact..... Tommy Viola  
Broadcasters..... Matt Swierad, Mike Pacheco

Manager..... Justin Jirschele  
Pitching Coach..... Matt Zaleski  
Hitting Coach..... Cam Seitzer  
Athletic Trainer..... Hyeon Kim  
Performance Coach..... George Timke

### OMAHA VS. CHARLOTTE IN 2023

Zero games scheduled for 2023

### OMAHA VS. CHARLOTTE

AMERICAN ASSOCIATION (1969-1997).....	N/A
TRIPLE-A ALLIANCE (1988-1991).....	N/A
PACIFIC COAST LEAGUE (1998-2020).....	N/A
INTERNATIONAL LEAGUE (2021-PRESENT).....	N/A

**ALL-TIME RECORD..... N/A**  
**POSTSEASON..... N/A**

# COLUMBUS CLIPPERS

CLEVELAND GUARDIANS



## HUNTINGTON PARK

330 Huntington Park Lane  
Columbus, OH, 43215  
Telephone: (614) 462-5250  
Website: www.clippersbaseball.com  
Twitter: @CLB Clippers  
Owner: Columbus Baseball Team, Inc.

### TEAM INFORMATION

First Year.....	1977
Ballpark.....	Huntington Park
Year Opened.....	2009
Capacity.....	10,100
Playing Surface.....	Natural Grass
Field Dimensions.....	LF - 325, CF - 400, RF - 318
Affiliation.....	Cleveland Guardians
First Year of Affiliation.....	2009
Triple-A Titles.....	2 (2010, 2011)
League Championships.....	11
Division Championships.....	17
Last Playoff Appearance.....	2019
2022 Record.....	85-64 (.570, 3rd in IL West)
2022 Average Attendance.....	7,634 (2nd of 20 in IL)

President & General Manager.....Ken Schnacke  
Assistant General Manager.....Mark Galuska  
Vice President of Business.....Mark Warren  
Vice President of Tickets.....Scott Ziegler  
Vice President of Merchandising.....Krista Oberlander  
Head Groundskeeper.....Wes Ganobcic  
Media Relations Contact(s).....Joe Santry, Anthony Slosser  
Broadcasters.....Ryan Mitchell, Scott Leo

Manager.....Andy Tracy  
Pitching Coach.....Owen Dew  
Hitting Coach.....Junior Betances  
Bench Coach.....Greg DiCenzo  
Pitching Strategist.....Cody Buckel  
Athletic Trainer.....Jeremy Heller  
Strength & Conditioning Coach.....Tyler Grisdale

### OMAHA VS. COLUMBUS IN 2023 (18 GAMES)

Tuesday, June 13 vs. COL - 7:05 p.m.  
Wednesday, June 14 vs. COL - 12:05 p.m.  
Thursday, June 15 vs. COL - 7:05 p.m.  
Friday, June 16 vs. COL - 7:05 p.m.  
Saturday, June 17 vs. COL - 7:05 p.m.  
Sunday, June 18 vs. COL - 2:05 p.m.

Tuesday, July 25 @ COL - 6:05 p.m.  
Wednesday, July 26 @ COL - 11:05 a.m.  
Thursday, July 27 @ COL - 6:05 p.m.  
Friday, July 28 @ COL - 6:05 p.m.  
Saturday, July 29 @ COL - 6:05 p.m.  
Sunday, July 30 @ COL - 3:05 p.m.

Tuesday, September 19 @ COL - 5:15 p.m.  
Wednesday, September 20 @ COL - 5:15 p.m.  
Thursday, September 21 @ COL - 5:35 p.m.  
Friday, September 22 @ COL - 6:05 p.m.  
Saturday, September 23 @ COL - 12:05 p.m.  
Sunday, September 24 @ COL - 12:05 p.m.

### OMAHA VS. COLUMBUS

AMERICAN ASSOCIATION (1969-1997).....	N/A
TRIPLE-A ALLIANCE (1988-1991).....	10-11 (.476)
PACIFIC COAST LEAGUE (1998-2020).....	N/A
INTERNATIONAL LEAGUE (2021-PRESENT).....	20-16 (.556)

**ALL-TIME RECORD.....** 30-27 (.526)  
**POSTSEASON.....** 0-1 (.000)

# DURHAM BULLS

TAMPA BAY RAYS



## DURHAM BULLS ATHLETIC PARK

409 Blackwell Street  
Durham, NC, 27701  
Telephone: (919) 687-6500  
Website: www.durhambulls.com  
Twitter: @DurhamBulls  
Owner: Capitol Broadcasting Company

### TEAM INFORMATION

First Year.....	1980
Ballpark.....	Durham Bulls Athletic Park
Year Opened.....	1995
Capacity.....	10,000
Playing Surface.....	Grass
Field Dimensions.....	LF - 305, CF - 400, RF - 325
Affiliation.....	Tampa Bay Rays
First Year of Affiliation.....	1998
Triple-A Titles.....	4 (2009, 2017, 2021, 2022)
League Championships.....	17
Division Championships.....	20
Last Playoff Appearance.....	2022
2022 Record.....	86-64 (.573, 1st in IL East)
2022 Average Attendance.....	6,295 (9th of 20 in IL)

Vice President - Baseball Operations.....Mike Birling  
General Manager.....Tyler Parsons  
Assistant General Manager, Operations.....Scott Strickland  
Head Groundskeeper.....Cameron Brendle  
Media Relations Contact.....  
Broadcaster.....Patrick Kinas

Manager.....Michael Johns  
Pitching Coach.....Brian Reith  
Hitting Coach.....Kenny Hook  
Bench Coach.....Reinaldo Ruiz  
Athletic Trainer.....Kris Russell, Tsutomu Kamiya  
Strength & Conditioning Coach.....Steve Chase

### OMAHA VS. DURHAM IN 2023

Zero games scheduled for 2023

### OMAHA VS. DURHAM

AMERICAN ASSOCIATION (1969-1997).....	N/A
TRIPLE-A ALLIANCE (1988-1991).....	N/A
PACIFIC COAST LEAGUE (1998-2020).....	N/A
INTERNATIONAL LEAGUE (2021-PRESENT).....	N/A

**ALL-TIME RECORD.....** N/A  
**POSTSEASON.....** 1-0 (1.000)

STORM CHASERS ORGANIZATION

2023 OMAHA STORM CHASERS

2022 SEASON IN REVIEW

PLAYER & COACH DATABASE

HISTORY & RECORDS

INTERNATIONAL LEAGUE

ROYALS ORGANIZATION

GENERAL INFORMATION

# GWINNETT STRIPERS

ATLANTA BRAVES



## COOLRAY FIELD

2500 Buford Drive  
Lawrenceville, GA, 30043  
Telephone: (678) 277-0300  
Website: www.gostripers.com  
Twitter: @GoStripers

Owner: Diamond Baseball Holdings, LLC

### TEAM INFORMATION

First Year..... 2009  
Ballpark..... Coolray Field  
Year Opened..... 2009  
Capacity..... 10,427  
Playing Surface..... Grass  
Field Dimensions..... LF - 335, CF - 400, RF - 335  
Affiliation..... Atlanta Braves  
First Year of Affiliation..... 2009  
Triple-A Titles..... 0  
League Championships..... 0  
Division Championships..... 2  
Last Playoff Appearance..... 2019  
2022 Record..... 69-79 (.466, 8th in IL West)  
2022 Average Attendance..... 2,961 (20th of 20 in IL)

General Manager..... Erin McCormick  
Sr. Director, Ticket Sales..... Peter Billups  
Head Groundskeeper..... McClain Murphy  
Media Relations Contact..... Dave Lezotte  
Broadcaster..... Dave Lezotte

Manager..... Matt Tuiasosopo  
Pitching Coach..... Craig Bjornson  
Hitting Coach..... Carlos Mendez  
Coach..... Wigberto Nevarez  
Coach..... Stevie Wilkerson  
Athletic Trainers..... Dan Leja, Dan Gaertner  
Strength & Conditioning Coach..... Tyler Enns

### OMAHA VS. GWINNETT IN 2023 (12 GAMES)

Tuesday, April 18 vs. GWN - 6:35 p.m.  
Wednesday, April 19 vs. GWN - 12:05 p.m.  
Thursday, April 20 vs. GWN - 6:35 p.m.  
Friday, April 21 vs. GWN - 6:35 p.m.  
Saturday, April 22 vs. GWN - 2:05 p.m.  
Sunday, April 23 vs. GWN - 2:05 p.m.

Tuesday, July 4 @ GWN - 6:05 p.m.  
Wednesday, July 5 @ GWN - 6:05 p.m.  
Thursday, July 6 @ GWN - 6:05 p.m.  
Friday, July 7 @ GWN - 6:05 p.m.  
Saturday, July 8 @ GWN - 5:05 p.m.  
Sunday, July 9 @ GWN - 12:05 p.m.

### OMAHA VS. GWINNETT

AMERICAN ASSOCIATION (1969-1997)..... N/A  
TRIPLE-A ALLIANCE (1988-1991)..... N/A  
PACIFIC COAST LEAGUE (1998-2020)..... N/A  
INTERNATIONAL LEAGUE (2021-PRESENT)..... N/A

ALL-TIME RECORD..... N/A  
POSTSEASON..... N/A

# INDIANAPOLIS INDIANS

PITTSBURGH PIRATES



## VICTORY FIELD

501 West Maryland Street  
Indianapolis, IN, 46225  
Telephone: (317) 269-3542  
Website: www.indyindians.com  
Twitter: @IndyIndians  
Owner: Indians Inc.

### TEAM INFORMATION

First Year..... 1902  
Ballpark..... Victory Field  
Year Opened..... 1996  
Capacity..... 13,750  
Playing Surface..... Grass  
Field Dimensions..... LF - 320, CF - 402, RF - 320  
Affiliation..... Pittsburgh Pirates  
First Year of Affiliation..... 2005  
Triple-A Titles..... 3 (1988, 1989, 2000)  
League Championships..... 12  
Division Championships..... 24  
Last Playoff Appearance..... 2017  
2022 Record..... 74-75 (.497, 4th in IL West)  
2022 Average Attendance..... 7,425 (4th of 20 in IL)

Chairman of the Board & CEO..... Bruce Schumacher  
President & General Manager..... Randy Lewandowski  
Assistant General Manager..... Joel Zawacki  
Assistant General Manager..... Matt Guay  
Head Groundskeeper..... Joey Stevenson  
Media Relations Contact..... Cheyne Reiter, Anna Kayser  
Broadcasters..... Howard Kellman, Jack McMullen

Manager..... Miguel Perez  
Pitching Coach..... Dan Meyer  
Hitting Coach..... Eric Munson  
Integrated Baseball Performance Coach..... Brady Conlan  
Bench Coach..... Dallas McPherson  
Bullpen Coach..... Drew Benes  
Athletic Trainers..... Tyler Brooks, Jordan Williams  
S&C Coach..... Alan Burr

### OMAHA VS. INDIANAPOLIS IN 2023 (18 GAMES)

Friday, March 31 @ IND - 6:05 p.m.  
Saturday, April 1 @ IND - 12:35 p.m.  
Sunday, April 2 @ IND - 12:35 p.m.

Tuesday, June 6 @ IND - 6:05 p.m.  
Wednesday, June 7 @ IND - 12:35 p.m.  
Thursday, June 8 @ IND - 6:05 p.m.  
Friday, June 9 @ IND - 6:05 p.m.  
Saturday, June 10 @ IND - 6:05 p.m.  
Sunday, June 11 @ IND - 12:35 p.m.

Friday, July 14 vs. IND - 7:05 p.m.  
Saturday, July 15 vs. IND - 7:05 p.m.  
Sunday, July 16 vs. IND - 5:05 p.m.

Tuesday, September 12 vs. IND - 12:05 p.m.  
Wednesday, September 13 vs. IND - 6:35 p.m.  
Thursday, September 14 vs. IND - 6:35 p.m.  
Friday, September 15 vs. IND - 6:35 p.m.  
Saturday, September 16 vs. IND - 5:35 p.m.  
Sunday, September 17 vs. IND - 2:05 p.m.

### OMAHA VS. INDIANAPOLIS

AMERICAN ASSOCIATION (1969-1997)..... 265-280 (.486)  
TRIPLE-A ALLIANCE (1988-1991)..... N/A  
PACIFIC COAST LEAGUE (1998-2020)..... N/A  
INTERNATIONAL LEAGUE (2021-PRESENT)..... 21-14 (.600)

ALL-TIME RECORD..... 286-294 (.493)  
POSTSEASON..... 9-11 (.450)

# IOWA CUBS

## CHICAGO CUBS



### PRINCIPAL PARK

One Line Drive  
Des Moines, IA, 50309  
Telephone: (515) 243-6111  
Website: www.iowacubs.com  
Twitter: @IowaCubs

Owner: Diamond Baseball Holdings, LLC

### TEAM INFORMATION

First Year.....	1969
Ballpark.....	Principal Park
Year Opened.....	1992
Capacity.....	11,500
Playing Surface.....	Grass
Field Dimensions.....	LF - 335, CF - 400, RF - 335
Affiliation.....	Chicago Cubs
First Year of Affiliation.....	1981
Triple-A Titles.....	0
League Championships.....	1
Division Championship.....	8
Last Playoff Appearance.....	2019
2022 Record.....	68-81 (.456, 9th in IL West)
2022 Average Attendance.....	5,913 (11th of 20 in IL)

President & General Manager.....Sam Bernabe  
Senior VP / Chief Financial Officer.....Sue Tollefson  
VP/Assistant General Manager.....Randy Wehofer  
Head Groundskeeper.....Chris Schlosser  
Media Relations Contact.....Colin Connolly  
Broadcaster.....Alex Cohen

Manager.....Marty Pevey  
Pitching Coach.....Ron Villone  
Hitting Coach.....John Mallee  
Bench Coach.....Eric Patterson  
Development Coach.....Thomas Boucher  
Athletic Trainers.....Ed Halbur, Logan Severson  
Strength & Conditioning Coach.....Nathan Garza

### OMAHA VS. IOWA IN 2023 (24 GAMES)

Tuesday, April 11 @ IOW - 6:38 p.m.  
Wednesday, April 12 @ IOW - 12:08 p.m.  
Thursday, April 13 @ IOW - 6:38 p.m.  
Friday, April 14 @ IOW - 7:08 p.m.  
Saturday, April 15 @ IOW - 3:08 p.m.  
Sunday, April 16 @ IOW - 1:08 p.m.

Wednesday, June 28 vs. IOW - 12:05 p.m.  
Thursday, June 29 vs. IOW - 7:05 p.m.  
Friday, June 30 vs. IOW - 7:05 p.m.  
Saturday, July 1 vs. IOW - 7:05 p.m.  
Sunday, July 2 vs. IOW - 2:05 p.m.  
Monday, July 3 vs. IOW - 7:05 p.m.

Tuesday, August 8 vs. IOW - 7:05 p.m.  
Wednesday, August 9 vs. IOW - 7:05 p.m.  
Thursday, August 10 vs. IOW - 7:05 p.m.  
Friday, August 11 vs. IOW - 7:05 p.m.  
Saturday, August 12 vs. IOW - 5:35 p.m.  
Sunday, August 13 vs. IOW - 5:05 p.m.

Tuesday, September 5 @ IOW - 6:38 p.m.  
Wednesday, September 5 @ IOW - 12:08 p.m.  
Thursday, September 5 @ IOW - 6:38 p.m.  
Friday, September 5 @ IOW - 7:08 p.m.  
Saturday, September 5 @ IOW - 6:08 p.m.  
Sunday, September 5 @ IOW - 1:08 p.m.

### OMAHA VS. IOWA

AMERICAN ASSOCIATION (1969-1997).....	340-294 (.536)
TRIPLE-A ALLIANCE (1988-1991).....	N/A
PACIFIC COAST LEAGUE (1998-2020).....	159-175 (.476)
INTERNATIONAL LEAGUE (2021-PRESENT).....	30-30 (.500)

**ALL-TIME RECORD.....529-499 (.515)**  
**POSTSEASON.....N/A**

# JACKSONVILLE JUMBO SHRIMP

## MIAMI MARLINS



### 121 FINANCIAL PARK

301 A. Philip Randolph Boulevard  
Jacksonville, FL, 32202  
Telephone: (904) 358-2846  
Website: www.jaxshrimp.com  
Twitter: @JaxShrimp  
Owner: Ken Babby

### TEAM INFORMATION

First Year.....	1970
Ballpark.....	121 Financial Park
Year Opened.....	2003
Capacity.....	11,000
Playing Surface.....	Grass
Field Dimensions.....	LF - 321, CF - 420, RF - 317
Affiliation.....	Miami Marlins
First Year of Affiliation.....	2009
Triple-A Titles.....	0
League Championships.....	6*
Division Championship.....	15*
Last Playoff Appearance.....	2017*
2022 Record.....	80-69 (.537, 3rd in IL East)
2022 Average Attendance.....	4,974 (15th of 20 in IL)

*\*played in Double-A Southern League from 1970-2019*

Owner & CEO.....Ken Babby  
President.....Jim Pfander  
General Manager.....Harold Crow  
Assistant General Manager.....Matt Goudreau  
Head Groundskeeper.....Christian Galen  
Media Relations Contact.....Scott Kornberg  
Broadcasters.....Scott Kornberg, Matthew Davis

Manager.....Daren Brown  
Pitching Coach.....Jeremy Powell  
Hitting Coach.....Greg Colbrunn  
Defensive Coach.....Jose Ceballos  
Athletic Trainer.....Eric Reigelsberger  
Strength & Conditioning Coach.....Tim Rodmaker  
Video Manager.....Victor Di Diego

### OMAHA VS. JACKSONVILLE IN 2023

Zero games scheduled for 2023

### OMAHA VS. JACKSONVILLE

AMERICAN ASSOCIATION (1969-1997).....	N/A
TRIPLE-A ALLIANCE (1988-1991).....	N/A
PACIFIC COAST LEAGUE (1998-2020).....	N/A
INTERNATIONAL LEAGUE (2021-PRESENT).....	N/A

**ALL-TIME RECORD.....N/A**  
**POSTSEASON.....N/A**

STORM CHASERS ORGANIZATION

2023 OMAHA STORM CHASERS

2022 SEASON IN REVIEW

PLAYER & COACH DATABASE

HISTORY & RECORDS

INTERNATIONAL LEAGUE

ROYALS ORGANIZATION

GENERAL INFORMATION



# LEHIGH VALLEY IRONPIGS

PHILADELPHIA PHILLIES



**COCA-COLA PARK**  
1050 IronPigs Way  
Allentown, PA, 18109  
Telephone: (610) 841-7447  
Website: www.ironpigsbaseball.com  
Twitter: @IronPigs  
Owner: Joseph Finley, Craig Stein

## TEAM INFORMATION

First Year..... 2008  
Ballpark..... Coca-Cola Park  
Year Opened..... 2008  
Capacity..... 10,178  
Playing Surface..... Kentucky Bluegrass  
Field Dimensions..... LF - 323, CF - 400, RF - 325  
Affiliation..... Philadelphia Phillies  
First Year of Affiliation..... 2008  
Triple-A Titles..... 0  
League Championships..... 1  
Division Championship..... 2  
Last Playoff Appearance..... 2018  
2022 Record..... 76-72 (.514, 5th in IL East)  
2022 Average Attendance..... 7,665 (1st of 20 in IL)

President & General Manager..... Kurt Landes  
Senior Vice President..... Michelle Perl  
Head Groundskeeper..... Andy Gossel  
Media Relations Contact.....  
Broadcasters.....

Manager..... Anthony Contreras  
Pitching Coach..... Cesar Ramos  
Hitting Coach..... Joe Thurston  
Bench Coach..... Pat Listach  
Assistant Pitching Coach..... Ryan Buchter  
Development Coach..... Billy Greenfield  
Athletic Trainers..... Andrew Dodgson, Makenna Behrens  
Strength & Conditioning Coach..... Mike Lidge

## OMAHA VS. LEHIGH VALLEY IN 2023

Zero games scheduled for 2023

## OMAHA VS. LEHIGH VALLEY

AMERICAN ASSOCIATION (1969-1997)..... N/A  
TRIPLE-A ALLIANCE (1988-1991)..... N/A  
PACIFIC COAST LEAGUE (1998-2020)..... N/A  
INTERNATIONAL LEAGUE (2021-PRESENT)..... 2-4 (.333)

**ALL-TIME RECORD..... 2-4 (.333)**  
**POSTSEASON..... N/A**

# LOUISVILLE BATS

CINCINNATI REDS



**LOUISVILLE SLUGGER FIELD**  
401 East Main Street  
Louisville, KY, 40202  
Telephone: (502) 212-2287  
Website: www.batsbaseball.com  
Twitter: @LouisvilleBats  
Owner: MC Sports

## TEAM INFORMATION

First Year..... 1982  
Ballpark..... Louisville Slugger Field  
Year Opened..... 2000  
Capacity..... 11,500  
Playing Surface..... Bermudagrass/Kentucky Bluegrass  
Field Dimensions..... LF - 325, CF - 405, RF - 340  
Affiliation..... Cincinnati Reds  
First Year of Affiliation..... 2000  
Triple-A Titles..... 0  
League Championships..... 4  
Division Championship..... 8  
Last Playoff Appearance..... 2010  
2022 Record..... .60-90 (.400, 10th in IL West)  
2022 Average Attendance..... 5,730 (13th of 20 in IL)

President..... Greg Galiette  
Assistant General Manager..... Michele Anderson  
Head Groundskeeper..... Tod Shafer  
Media Relations Contact..... Conor Mullaney  
Broadcaster..... Nick Curran

Manager..... Pat Kelly  
Pitching Coach..... Virgil Vasquez  
Hitting Coach..... Alex Peláez  
Coach..... Vince Harrison  
Game Planning/Outfield Coach..... Mike Jacobs  
Athletic Trainers..... Steve Gober, Kelsey Branstetter  
Strength & Conditioning Coach..... Daniel Donohue

## OMAHA VS. LOUISVILLE IN 2023 (18 GAMES)

Tuesday, May 2 vs. LOU - 12:05 p.m.  
Wednesday, May 3 vs. LOU - 11:05 a.m.  
Thursday, May 4 vs. LOU - 6:35 p.m.  
Friday, May 5 vs. LOU - 6:35 p.m.  
Saturday, May 6 vs. LOU - 6:35 p.m.  
Sunday, May 7 vs. LOU - 2:05 p.m.

Tuesday, August 1 @ LOU - 5:35 p.m.  
Wednesday, August 2 @ LOU - 5:35 p.m.  
Thursday, August 3 @ LOU - 5:35 p.m.  
Friday, August 4 @ LOU - 6:15 p.m.  
Saturday, August 5 @ LOU - 6:15 p.m.  
Sunday, August 6 @ LOU - 12:05 p.m.

Tuesday, August 29 vs. LOU - 6:35 p.m.  
Wednesday, August 30 vs. LOU - 6:35 p.m.  
Thursday, August 31 vs. LOU - 6:35 p.m.  
Friday, September 1 vs. LOU - 6:35 p.m.  
Saturday, September 2 vs. LOU - 6:35 p.m.  
Sunday, September 3 vs. LOU - 2:05 p.m.

## OMAHA VS. LOUISVILLE

AMERICAN ASSOCIATION (1969-1997)..... 131-131 (.500)  
TRIPLE-A ALLIANCE (1988-1991)..... N/A  
PACIFIC COAST LEAGUE (1998-2020)..... N/A  
INTERNATIONAL LEAGUE (2021-PRESENT)..... 10-12 (.455)

**ALL-TIME RECORD..... 141-143 (.496)**  
**POSTSEASON..... N/A**

# MEMPHIS REDBIRDS

ST. LOUIS CARDINALS



**AUTOZONE PARK**  
200 Union Avenue  
Memphis, TN, 38103  
Telephone: (901) 721-6050  
Website: [www.memphisredbirds.com](http://www.memphisredbirds.com)  
Twitter: @MemphisRedbirds  
Owner: Diamond Baseball Holdings, LLC

## TEAM INFORMATION

First Year.....	1998
Ballpark.....	AutoZone Park
Year Opened.....	2000
Capacity.....	10,000
Playing Surface.....	Bermuda Grass
Field Dimensions.....	LF - 319, CF - 400, RF - 322
Affiliation.....	St. Louis Cardinals
First Year of Affiliation.....	1998
Triple-A Titles.....	1 (2018)
League Championships.....	4
Division Championship.....	6
Last Playoff Appearance.....	2018
2022 Record.....	73-77 (.487, 6th in IL West)
2022 Average Attendance.....	3,375 (19th of 20 in IL)

President & General Manager..... Craig Unger  
VP, Stadium and Baseball Operations..... Mike Voutsinas  
Head Groundskeeper..... Tylor Meppelink  
Media Relations Contact.....  
Broadcaster(s).....

Manager..... Ben Johnson  
Pitching Coach..... Darwin Marrero  
Hitting Coach..... Howie Clark  
Coach..... Will Peterson  
Athletic Trainer..... Dan Martin  
Strength & Conditioning Coach..... Henry Torres  
Affiliate Fellow..... Corey Fitzgerald

## OMAHA VS. MEMPHIS IN 2023 (6 GAMES)

Tuesday, May 30 vs. MEM - 7:05 p.m.  
Wednesday, May 31 vs. MEM - 7:05 p.m.  
Thursday, June 1 vs. MEM - 7:05 p.m.  
Friday, June 30 vs. MEM - 7:05 p.m.  
Saturday, June 30 vs. MEM - 7:05 p.m.  
Sunday, June 30 vs. MEM - 5:05 p.m.

## OMAHA VS. MEMPHIS

AMERICAN ASSOCIATION (1969-1997).....	N/A
TRIPLE-A ALLIANCE (1988-1991).....	N/A
PACIFIC COAST LEAGUE (1998-2020).....	145-172 (.457)
INTERNATIONAL LEAGUE (2021-PRESENT).....	3-3 (.500)

**ALL-TIME RECORD..... 148-175 (.458)**  
**POSTSEASON..... 3-1 (.750)**

# NASHVILLE SOUNDS

MILWAUKEE BREWERS



**FIRST HORIZON PARK**  
19 Junior Gilliam Way  
Nashville, TN, 37219  
Telephone: (615) 690-4487  
Website: [www.nashvillesounds.com](http://www.nashvillesounds.com)  
Twitter: @NashvilleSounds  
Owner: MFP Baseball, LLC

## TEAM INFORMATION

First Year.....	1978
Ballpark.....	First Horizon Park
Year Opened.....	2015
Capacity.....	10,000
Playing Surface.....	Bermuda Grass
Field Dimensions.....	LF - 330, CF - 403, RF - 310
Affiliation.....	Milwaukee Brewers
First Year of Affiliation.....	2021 (previously 2005-2014)
Triple-A Titles.....	0
League Championships.....	3
Division Championships.....	11
Last Playoff Appearance.....	2022
2022 Record.....	91-58 (.611, 1st in IL West)
2022 Average Attendance.....	7,611 (3rd of 20 in IL)

General Manager & COO..... Adam English  
Asst. General Manager & VP, Operations..... Doug Scopel  
Head Groundskeeper..... Thomas Trotter  
Media Relations Contact..... Chad Seely  
Broadcaster..... Jeff Hem

Manager..... Rick Sweet  
Pitching Coach..... Jeremy Accardo  
Hitting Coach..... Al LeBoeuf  
Coach..... Ned Yost IV  
Coach..... Liu Rodriguez  
Bullpen Coach..... Patrick McGuff  
Athletic Trainers..... Jeff Paxson, Jon Harris  
Strength & Conditioning Specialist..... Andrew Emmick  
Asst. Strength & Conditioning Specialist..... Jonathan Christensen

## OMAHA VS. NASHVILLE IN 2023 (6 GAMES)

Tuesday, April 25 @ NAS - 6:35 p.m.  
Wednesday, April 26 @ NAS - 6:35 p.m.  
Thursday, April 27 @ NAS - 6:35 p.m.  
Friday, April 28 @ NAS - 6:35 p.m.  
Saturday, April 29 @ NAS - 6:35 p.m.  
Sunday, April 30 @ NAS - 2:05 p.m.

## OMAHA VS. NASHVILLE

AMERICAN ASSOCIATION (1969-1997).....	106-102 (.501)
TRIPLE-A ALLIANCE (1988-1991).....	N/A
PACIFIC COAST LEAGUE (1998-2020).....	162-158 (.506)
INTERNATIONAL LEAGUE (2021-PRESENT).....	N/A

**ALL-TIME RECORD..... 168-260 (.508)**  
**POSTSEASON..... 3-2 (.600)**

STORM CHASERS ORGANIZATION

2023 OMAHA STORM CHASERS

2022 SEASON IN REVIEW

PLAYER & COACH DATABASE

HISTORY & RECORDS

INTERNATIONAL LEAGUE

ROYALS ORGANIZATION

GENERAL INFORMATION

# NORFOLK TIDES

BALTIMORE ORIOLES



## HARBOR PARK

150 Park Avenue  
Norfolk, VA, 23510  
Telephone: (757) 622-2222  
Website: www.norfolktides.com  
Twitter: @NorfolkTides

Owner: Maryland Baseball Holding, LLC

### TEAM INFORMATION

First Year.....	1961
Ballpark.....	Harbor Park
Year Opened.....	1993
Capacity.....	11,856
Playing Surface.....	Grass
Field Dimensions.....	LF - 333, CF - 400, RF - 318
Affiliation.....	Baltimore Orioles
First Year of Affiliation.....	2007
Triple-A Titles.....	1 (1983)
League Championships.....	5
Division Championship.....	8
Last Playoff Appearance.....	2015
2022 Record.....	74-76 (.493, 7th in IL East)
2022 Average Attendance.....	5,004 (14th of 20 in IL)

President.....	Ken Young
General Manager.....	Joe Gregory
Assistant General Manager.....	Mike Watkins
Head Groundskeeper.....	Kenny Magner
Media Relations Contact.....	John Stanley
Broadcaster.....	Pete Michaud

Manager.....	Buck Britton
Pitching Coach.....	Justin Ramsey
Hitting Coach.....	Brink Ambler
Fundamentals Coach.....	Ramón Sambo
Development Coach.....	Joshua Rodrigues
Athletic Trainers.....	Alan Rail, Griffin Pyott
Strength & Conditioning Coach.....	Jon Medici

### OMAHA VS. NORFOLK IN 2023

Zero games scheduled for 2023

### OMAHA VS. NORFOLK

AMERICAN ASSOCIATION (1969-1997).....	N/A
TRIPLE-A ALLIANCE (1988-1991).....	10-10 (.500)
PACIFIC COAST LEAGUE (1998-2020).....	N/A
INTERNATIONAL LEAGUE (2021-PRESENT).....	N/A

<b>ALL-TIME RECORD.....</b>	<b>10-10 (.500)</b>
<b>POSTSEASON.....</b>	<b>N/A</b>

# ROCHESTER RED WINGS

WASHINGTON NATIONALS



## FRONTIER FIELD

One Morrie Silver Way  
Rochester, NY, 14608  
Telephone: (585) 454-1001  
Website: www.redwingsbaseball.com  
Twitter: @RocRedWings

Owner: Rochester Community Baseball, Inc.

### TEAM INFORMATION

First Year.....	1928
Ballpark.....	Frontier Field
Year Opened.....	1996
Capacity.....	10,840
Playing Surface.....	Grass
Field Dimensions.....	LF - 335, CF - 402, RF - 322
Affiliation.....	Washington Nationals
First Year of Affiliation.....	2021
Triple-A Titles.....	4
League Championships.....	19
Division Championship.....	5
Last Playoff Appearance.....	2013
2022 Record.....	67-81 (.453, 8th in IL East)
2022 Average Attendance.....	6,119 (10th of 20 in IL)

President, CEO and COO.....	Naomi Silver
Chairman of the Board.....	Gary Larder
General Manager.....	Dan Mason
Assistant General Manager.....	Will Rumbold
Head Groundskeeper.....	Gene Buonomo Jr.
Media Relations Contact.....	Nate Rowan
Broadcaster.....	Josh Whetzel

Manager.....	Matt LeCroy
Pitching Coach.....	Rafael Chaves
Hitting Coach.....	Brian Daubach
Development Coach.....	Billy McMillon
Performance Analyst.....	Daniel Minter
Athletic Trainer.....	Eric Montague
Strength & Conditioning Coach.....	Mike Warren

### OMAHA VS. ROCHESTER IN 2023 (6 GAMES)

Tuesday, June 20 @ ROC - 5:45 p.m.  
Wednesday, June 21 @ ROC - 12:05 p.m.  
Thursday, June 22 @ ROC - 5:45 p.m.  
Friday, June 23 @ ROC - 5:45 p.m.  
Saturday, June 24 @ ROC - 5:45 p.m.  
Sunday, June 25 @ ROC - 12:05 p.m.

### OMAHA VS. ROCHESTER

AMERICAN ASSOCIATION (1969-1997).....	N/A
TRIPLE-A ALLIANCE (1988-1991).....	8-7 (.533)
PACIFIC COAST LEAGUE (1998-2020).....	N/A
INTERNATIONAL LEAGUE (2021-PRESENT).....	3-3

<b>ALL-TIME RECORD.....</b>	<b>11-10 (.524)</b>
<b>POSTSEASON.....</b>	<b>4-1 (.800)</b>

# SCRANTON/W-B RAILRIDERS

NEW YORK YANKEES



## PNC FIELD

235 Montage Mountain Road  
Moosic, PA, 18507  
Telephone: (570) 969-2255  
Website: www.swbrailriders.com  
Twitter: @SWBRailRiders  
Owner: Diamond Baseball Holdings, LLC

### TEAM INFORMATION

First Year.....	1989
Ballpark.....	PNC Field
Year Opened.....	2013
Capacity.....	10,000
Playing Surface.....	Grass
Field Dimensions.....	LF - 326, CF - 408, RF - 330
Affiliation.....	New York Yankees
First Year of Affiliation.....	2007
Triple-A Titles.....	1 (2016)
League Championships.....	2
Division Championship.....	2
Last Playoff Appearance.....	2019
2022 Record.....	83-67 (.553, 2nd in IL East)
2022 Average Attendance.....	4,666 (17th of 20 in IL)

President.....John Adams  
General Manager.....Katie Beekman  
Assistant General Manager.....Matt Hamilton  
Head Groundskeeper.....Steve Horne  
Media Relations Contact.....Adam Marco  
Broadcasters.....Adam Marco, Emily Messina

Manager.....Shelley Duncan  
Pitching Coach.....Graham Johnson  
Hitting Coach.....Trevor Amicone  
Defensive Coach.....José Javier  
Athletic Trainer.....Jimmy Downam  
Strength & Conditioning Coach.....Ryan Williams  
Video & Travel Assistant.....Sullivan Lyons  
Advance Scouting Analyst.....Nick Loeffelholz

### OMAHA VS. SCRANTON/W-B IN 2023 (6 GAMES)

Tuesday, May 9 @ SWB - 5:05 p.m.  
Wednesday, May 10 @ SWB - 10:05 a.m.  
Thursday, May 11 @ SWB - 5:35 p.m.  
Friday, May 12 @ SWB - 5:35 p.m.  
Saturday, May 13 @ SWB - 3:05 p.m.  
Sunday, May 14 @ SWB - 12:05 p.m.

### OMAHA VS. SCRANTON/WILKES-BARRE

AMERICAN ASSOCIATION (1969-1997).....	N/A
TRIPLE-A ALLIANCE (1988-1991).....	7-5 (.583)
PACIFIC COAST LEAGUE (1998-2020).....	N/A
INTERNATIONAL LEAGUE (2021-PRESENT).....	3-3 (.500)

**ALL-TIME RECORD..... 10-8 (.556)**  
**POSTSEASON.....N/A**

# ST. PAUL SAINTS

MINNESOTA TWINS



## CHS FIELD

360 North Broadway Street  
St. Paul, MN, 55101  
Telephone: (651) 644-3517  
Website: www.saintsbseball.com  
Twitter: @StPaulSaints  
Owner: Goldklang Group

### TEAM INFORMATION

First Year.....	1993*
Ballpark.....	CHS Field
Year Opened.....	2015
Capacity.....	7,210
Playing Surface.....	Grass
Field Dimensions.....	LF - 330, CF - 392, RF - 320
Affiliation.....	Minnesota Twins
First Year of Affiliation.....	2021
Triple-A Titles.....	0
League Championships.....	0
Division Championship.....	0
Last Playoff Appearance.....	0
2022 Record.....	74-75 (.497, 5th in IL West)
2022 Average Attendance.....	6,582 (8th of 20 in IL)

*\*played in independent American Association from 1993-2020*

President / Co-Owner.....Mike Veeck  
EVP/General Manager.....Derek Sharrer  
EVP Sales & Operations.....Chris Schwab  
Head Groundskeeper.....Marcus Campbell  
Media Relations Contact.....Sean Aronson  
Broadcaster.....Sean Aronson

Manager.....Toby Gardenhire  
Pitching Coach.....Cibney Bello, Peter Larson  
Hitting Coach.....Nate Spears  
Defensive Coach.....Tyler Smarslock  
Athletic Trainers.....Ben Myers, Taylor Carpenter  
Strength & Conditioning Coach.....Cody Drouin  
Coordinators, Baseball Technology..Lincoln Ficek, Alek Hughes

### OMAHA VS. ST. PAUL IN 2023 (18 GAMES)

Tuesday, May 23 @ STP - 11:07 a.m.  
Wednesday, May 24 @ STP - 7:07 p.m.  
Thursday, May 25 @ STP - 7:07 p.m.  
Friday, May 26 @ STP - 7:07 p.m.  
Saturday, May 27 @ STP - 7:07 p.m.  
Sunday, May 28 @ STP - 5:07 p.m.

Tuesday, July 18 vs. STP - 12:05 p.m.  
Wednesday, July 19 vs. STP - 7:05 p.m.  
Thursday, July 20 vs. STP - 7:05 p.m.  
Friday, July 21 vs. STP - 7:05 p.m.  
Saturday, July 22 vs. STP - 7:05 p.m.  
Sunday, July 23 vs. STP - 5:05 p.m.

Tuesday, August 22 vs. STP - 6:35 p.m.  
Wednesday, August 23 vs. STP - 6:35 p.m.  
Thursday, August 24 vs. STP - 6:35 p.m.  
Friday, August 25 vs. STP - 6:35 p.m.  
Saturday, August 26 vs. STP - 6:35 p.m.  
Sunday, August 27 vs. STP - 2:05 p.m.

### OMAHA VS. ST. PAUL

AMERICAN ASSOCIATION (1969-1997).....	N/A
TRIPLE-A ALLIANCE (1988-1991).....	N/A
PACIFIC COAST LEAGUE (1998-2020).....	N/A
INTERNATIONAL LEAGUE (2021-PRESENT).....	28-29 (.491)

**ALL-TIME RECORD..... 28-29 (.491)**  
**POSTSEASON.....N/A**

STORM CHASERS ORGANIZATION

2023 OMAHA STORM CHASERS

2022 SEASON IN REVIEW

PLAYER & COACH DATABASE

HISTORY & RECORDS

INTERNATIONAL LEAGUE

ROYALS ORGANIZATION

GENERAL INFORMATION



# SYRACUSE METS

## NEW YORK METS



**NBT BANK STADIUM**  
 One Tex Simone Drive  
 Syracuse, NY, 13208  
 Telephone: (315) 474-7833  
 Website: www.syracusemets.com  
 Twitter: @SyracuseMets  
 Owner: New York Mets

### TEAM INFORMATION

First Year.....	1934
Ballpark.....	NBT Bank Stadium
Year Opened.....	1997
Capacity.....	10,815
Playing Surface.....	Grass
Field Dimensions.....	LF - 330, CF - 400, RF - 330
Affiliation.....	New York Mets
First Year of Affiliation.....	2019
Triple-A Titles.....	0
League Championships.....	8
Division Championships.....	2
Last Playoff Appearance.....	2014
2022 Record.....	64-85 (430, 9th in IL East)
2022 Average Attendance.....	4,793 (16th of 20 in IL)

General Manager.....Jason Smorol  
 Assistant General Manager.....Brian Paupeck  
 Head Groundskeeper.....John Stewart  
 Media Relations Contact.....Michael Tricarico  
 Broadcasters.....Michael Tricarico, Evan Stockton

Manager.....Dick Scott  
 Pitching Coach.....Kyle Driscoll  
 Hitting Coach.....Collin Hetzler  
 Bench Coach.....JP Arencibia  
 Development Coach/Bullpen Coach.....Jordan Kraus  
 Athletic Trainers.....Hiroto Kawamura, Vanessa Weisbach  
 Performance Coach.....Alex Tavaréz

### OMAHA VS. SYRACUSE IN 2023

Zero games scheduled for 2023

### OMAHA VS. SYRACUSE

AMERICAN ASSOCIATION (1969-1997).....	N/A
TRIPLE-A ALLIANCE (1988-1991).....	14-3 (.824)
PACIFIC COAST LEAGUE (1998-2020).....	N/A
INTERNATIONAL LEAGUE (2021-PRESENT).....	3-3 (.500)

**ALL-TIME RECORD**.....17-6 (.739)  
**POSTSEASON**.....1-4 (.200)

# TOLEDO MUD HENS

## DETROIT TIGERS



**FIFTH THIRD FIELD**  
 406 Washington Street  
 Toledo, OH, 43604  
 Telephone: (419) 725-4367  
 Website: www.mudhens.com  
 Twitter: @MudHens  
 Owner: Toledo Mud Hens Baseball Inc.

### TEAM INFORMATION

First Year.....	1965
Ballpark.....	Fifth Third Field
Year Opened.....	2002
Capacity.....	10,300
Playing Surface.....	Grass
Field Dimensions.....	LF - 320, CF - 400, RF - 320
Affiliation.....	Detroit Tigers
First Year of Affiliation.....	1987
Triple-A Titles.....	0
League Championships.....	3
Division Championships.....	7
Last Playoff Appearance.....	2018
2022 Record.....	87-63 (.580, 2nd in IL West)
2022 Average Attendance.....	5,842 (12th of 20 in IL)

President & CEO.....Joe Napoli  
 General Manager.....Erik Ibsen  
 Assistant General Manager.....Ed Sentic  
 Head Groundskeeper.....Kyle Leppelmeier  
 Media Relations Contact.....Matt Melzak  
 Broadcasters.....Jim Weber, Matt Melzak

Manager.....Anthony Iapoco  
 Pitching Coach.....Doug Bochtler  
 Hitting Coach.....Mike Hesson  
 Bench Coach.....Tony Cappucilli  
 Development Coach.....Ollie Kadey  
 Athletic Trainer.....Jason Schwartzman  
 Strength Coach.....Phil Hartt

### OMAHA VS. TOLEDO IN 2023 (18 GAMES)

Tuesday, April 4 vs. TOL - 6:35 p.m.  
 Wednesday, April 5 vs. TOL - 12:05 p.m.  
 Thursday, April 6 vs. TOL - 12:05 p.m.  
 Friday, April 7 vs. TOL - 6:35 p.m.  
 Saturday, April 8 vs. TOL - 2:05 p.m.  
 Sunday, April 9 vs. TOL - 2:05 p.m.

Tuesday, May 16 vs. TOL - 6:35 p.m.  
 Wednesday, May 17 vs. TOL - 6:35 p.m.  
 Thursday, May 18 vs. TOL - 6:35 p.m.  
 Friday, May 19 vs. TOL - 6:35 p.m.  
 Saturday, May 20 vs. TOL - 6:35 p.m.  
 Sunday, May 21 vs. TOL - 5:05 p.m.

Tuesday, August 15 @ TOL - 5:35 p.m.  
 Wednesday, August 16 @ TOL - 5:35 p.m.  
 Thursday, August 17 @ TOL - 5:35 p.m.  
 Friday, August 18 @ TOL - 6:05 p.m.  
 Saturday, August 19 @ TOL - 6:05 p.m.  
 Sunday, August 20 @ TOL - 3:05 p.m.

### OMAHA VS. TOLEDO

AMERICAN ASSOCIATION (1969-1997).....	N/A
TRIPLE-A ALLIANCE (1988-1991).....	13-8 (.619)
PACIFIC COAST LEAGUE (1998-2020).....	N/A
INTERNATIONAL LEAGUE (2021-PRESENT).....	17-19 (.472)

**ALL-TIME RECORD**.....30-27 (.526)  
**POSTSEASON**.....N/A

# WORCESTER RED SOX

BOSTON RED SOX



## POLAR PARK

100 Madison Street  
Worcester, MA, 01608  
Telephone: (508) 500-8888  
Website: www.woosox.com  
Twitter: @WooSox  
Owner: Larry Lucchino

## TEAM INFORMATION

First Year.....	2021*
Ballpark .....	Polar Park
Year Opened.....	2021
Capacity.....	9,508
Playing Surface.....	Kentucky Bluegrass
Field Dimensions.....	LF - 330, CF - 403, RF - 320
Affiliation .....	Boston Red Sox
First Year of Affiliation .....	2021*
Triple-A Titles .....	0*
League Championships.....	4*
Division Championships.....	7*
Last Playoff Appearance.....	2014*
2022 Record.....	75-73 (.507, 6th in IL East)
2022 Average Attendance.....	7,290 (5th of 20 in IL)

*\*played as Pawtucket Red Sox from 1973-2020*

President..... Dr. Charles Steinberg  
General Manager..... Dan Rea  
Head Groundskeeper..... Elliot Linstrum  
Media Relations Contact..... Bill Wanless  
Broadcasters..... Tyler Murray, Jim Cain, Mike Antonellis

Manager..... Chad Tracy  
Pitching Coach..... Paul Abbott  
Hitting Coach..... Rich Gedman  
Bench Coach..... Jose Flores  
Assistant Hitting Coach..... Mike Montville  
Bullpen Coach..... Matt Wheeler  
Development Coach..... Brendan Connolly  
Athletic Trainer..... Scott Gallon, Nick Kuchwara  
Strength & Conditioning Coach..... Ben Chadwick

## OMAHA VS. WORCESTER IN 2023

Zero games scheduled for 2023

## OMAHA VS. WORCESTER

AMERICAN ASSOCIATION (1969-1997).....	N/A
TRIPLE-A ALLIANCE (1988-1991).....	10-6 (.647)
PACIFIC COAST LEAGUE (1998-2020).....	N/A
INTERNATIONAL LEAGUE (2021-PRESENT).....	N/A

<b>ALL-TIME RECORD</b> .....	<b>10-6 (.647)</b>
<b>POSTSEASON</b> .....	<b>1-0 (1.000)</b>

# INTERNATIONAL LEAGUE PRIMARY LOGOS



STORM CHASERS ORGANIZATION

2023 OMAHA STORM CHASERS

2022 SEASON IN REVIEW

PLAYER & COACH DATABASE

HISTORY & RECORDS

INTERNATIONAL LEAGUE

ROYALS ORGANIZATION

GENERAL INFORMATION



# KC ROYALS ORGANIZATION

2023 MEDIA GUIDE

# ROYALS MINOR LEAGUE AFFILIATES



**Manager:** Matt Quatraro  
**Pitching Coach:** Brian Sweeney  
**Hitting Coach:** Alec Zumwalt  
**Bench Coach:** Paul Hoover  
**Bullpen Coach:** Mitch Stetter  
**Asst. Hitting Coach:** Keoni DeRenne

## KANSAS CITY ROYALS

MLB (AMERICAN LEAGUE, CENTRAL DIVISION)

**Executive Vice President and General Manager:** J.J. Picollo

**Media Relations Contact:** Nick Kappel

**Kauffman Stadium (37,903)**

1 Royal Way • Kansas City, Missouri 64129

(816) 921-8000 • www.royals.com

**2022:** 65-97 (5th, American League Central)

**World Series Titles:** 2 (1985, 2015)

**American League Titles:** 4 (1980, 1985, 2014, 2015)

**Division Titles:** 7 (1976, 1977, 1978, 1980, 1984, 1985, 2015)

**Wild Card Berths:** 1 (2014)



**Manager:** Tommy Shields  
**Pitching Coach:** Larry Carter  
**Hitting Coach:** Andy LaRoche  
**Bench Coach:** Christian Colón  
**Assistant Coach:** Kevin Kuntz

## NORTHWEST ARKANSAS NATURALS

DOUBLE-A (TEXAS LEAGUE, NORTH DIVISION)

**Vice President/General Manager:** Justin Cole

**Senior Director of Marketing:** Dustin Dethlefs

**Media Relations Contact:** Shawn Murnin

**Arvest Ballpark (7,305)**

3000 Gene George Blvd. Springdale, AR 72762

(479) 927-4900 • www.nwanaturals.com

**First Year:** 2008

**Affiliation:** Since 2008



**Manager:** Brooks Conrad  
**Pitching Coach:** Derrick Lewis  
**Hitting Coach:** Ryan Powers  
**Bench Coach:** Chris Nelson

## QUAD CITIES RIVER BANDITS

HIGH-A (MIDWEST LEAGUE, WEST DIVISION)

**Chief Operating Officer, Main Street Baseball, LLC:** Joe Kubly

**General Manager:** Paul Kleinhans-Schulz

**Media Relations Contact:** Kyle Kercheval

**Modern Woodmen Park (4,024)**

209 South Gaines Street, Davenport Iowa, 52802

(563)-324-3000 • www.riverbandits.com

**First Year:** 1901

**Affiliation:** Since 2021



**Manager:** Tony Peña Jr.  
**Pitching Coach:** John Habyan  
**Hitting Coach:** Ari Adut  
**Bench Coach:** Matt Schmidt

## COLUMBIA FIREFLIES

SINGLE-A (CAROLINA LEAGUE, SOUTH DIVISION)

**President:** John Katz

**Executive Vice President:** Brad Shank

**Media Relations Contact:** John Kocsis Jr.

**Segra Park (9,077)**

1640 Freed Street, Columbia, South Carolina, 29201

(563)-324-3000 • www.columbiafireflies.com

**First Year:** 2016

**Affiliation:** Since 2021



**Manager:** Jesus Azuaje  
**Pitching Coaches:** Julio Pimentel/Jesús Delgado/Mark Davis  
**Hitting Coach:** Ramon Castro  
**Bench Coach:** Andre David  
**Assistant Hitting Coach:** Alejandro Gomez  
**Assistant Coach:** Miguel Bernard

## SURPRISE ROYALS

ROOKIE, (ARIZONA COMPLEX LEAGUE)

**Surprise Stadium (10,714)**

15850 North Bullard, Surprise Arizona, 85374

**First Year:** 2003

**Affiliation:** Since 2003



**Managers:** Ramón Martínez and Sergio De Luna  
**Pitching Coaches:** José Veras and Christopher Marte  
**Hitting Coaches:** Wilson Betemit Sr. and Fernando Martínez  
**Bench Coaches:** Onil Joseph, Quilvio Veras Sr. and Jesus Atencio  
**Assistant Hitting Coach:** Joel Rivera

## DOMINICAN ROYALS

ROOKIE, (DOMINICAN SUMMER LEAGUE)

**Carretera de Guerra KM 1**

La Caba, Guerra, Santo Domingo, Dominican Republic

**First Year:** 1997

**Affiliation:** Since 1997

STORM CHASERS  
ORGANIZATION

2023 OMAHA  
STORM CHASERS

2022 SEASON  
IN REVIEW

PLAYER & COACH  
DATABASE

HISTORY &  
RECORDS

INTERNATIONAL  
LEAGUE

ROYALS  
ORGANIZATION

GENERAL  
INFORMATION





# NORTHWEST ARKANSAS NATURALS

DOUBLE-A (TEXAS LEAGUE, NORTH DIVISION)

**Media Relations Contact:** Shawn Murnin ([shawn@nwanaturals.com](mailto:shawn@nwanaturals.com))  
**Arvest Ballpark** (7,305)  
**First Year:** 2008  
**Affiliation:** Since 2008  
**2022:** 58-69 (5th, Texas League, North Division)  
**League Titles:** 2 (2010, 2021)

## 2022 NATURALS STATISTICS

### 2022 NATURALS HITTING STATISTICS

PLAYER	AVG	G	AB	R	H	TB	2B	3B	HR	RBI	BB	IBB	SO	SB	CS	OBP	SLG	OPS	PA	SAC	SF	HBP	GDP
Alexander, CJ	46	.272	184	31	50	91	7	2	10	44	12	1	48	6	2	.313	.495	.808	201	0	4	1	0
Bates, Parker	3	.111	9	1	1	0	0	0	0	2	0	0	4	2	0	.273	.111	.384	12	1	0	0	0
Bewley, Brhet	37	.225	111	12	25	39	5	0	3	11	17	0	32	0	0	.323	.351	.674	131	1	2	0	2
Bradley, Tucker	110	.293	396	73	116	180	22	3	12	53	55	2	84	19	6	.382	.455	.837	460	5	1	3	7
Castellano, Angelo	30	.160	94	9	15	20	3	1	0	3	14	0	24	1	3	.266	.213	.479	110	1	1	0	2
Cropley, Tyler	31	.163	92	7	15	26	5	0	2	7	8	0	22	0	0	.262	.283	.545	107	0	2	5	1
Eaton, Nate	37	.271	140	23	38	56	4	1	4	19	11	0	29	12	1	.331	.400	.731	159	2	3	3	1
Garcia, Matikel	78	.291	323	63	94	132	24	1	4	33	41	0	60	27	3	.369	.409	.778	369	3	2	0	7
Gentry, Tyler	73	.321	274	57	88	152	16	0	16	63	40	0	66	8	4	.417	.555	.972	331	0	7	10	5
Glendinning, Robbie	118	.252	428	77	108	188	21	1	19	76	75	0	168	11	3	.373	.439	.812	518	1	4	10	17
Grotjohn, Ryan	34	.162	68	10	11	19	2	0	2	9	13	0	34	3	0	.298	.279	.577	84	0	2	1	0
Guzmán, Jeison	14	.222	45	8	10	14	1	0	1	5	9	0	18	1	1	.352	.311	.663	54	0	0	0	1
Hernández, Diego	32	.298	124	23	37	47	4	0	2	11	12	0	28	13	4	.357	.379	.736	141	1	3	1	0
Loflin, Nick	90	.270	363	78	98	153	17	1	12	47	45	1	57	24	4	.354	.421	.775	425	6	5	5	13
Massey, Michael	54	.305	220	36	67	109	15	0	9	48	21	2	54	9	2	.359	.495	.854	248	0	6	1	1
Matias, Seuly	99	.225	347	49	78	147	15	3	16	62	48	0	139	6	1	.330	.424	.754	414	0	7	10	3
McCullough, Morgan	30	.242	99	15	24	37	7	0	2	9	13	0	30	1	2	.350	.374	.724	117	0	1	4	2
Means, Jake	107	.208	375	55	78	133	22	0	11	48	49	1	119	10	1	.307	.355	.662	430	0	1	5	7
Porter, Logan	77	.301	259	46	78	126	18	0	10	45	59	1	73	0	2	.437	.486	.923	327	3	3	6	4
Rave, John	111	.262	389	66	102	161	13	2	14	73	63	1	115	22	6	.364	.414	.778	461	2	5	2	7
Rivero, Sebastian	42	.218	156	22	34	64	15	0	5	27	15	0	38	1	0	.294	.410	.704	178	1	3	3	3
Stupienski, Gavin	20	.228	57	5	13	19	3	0	1	12	3	0	22	2	0	.279	.333	.612	61	0	0	1	2
Tresh, Luca	24	.253	91	16	23	42	4	0	5	14	13	0	25	1	0	.358	.462	.820	106	0	0	2	3
<b>NWA TOTALS</b>	<b>137</b>	<b>.259</b>	<b>4644</b>	<b>782</b>	<b>1203</b>	<b>1956</b>	<b>243</b>	<b>15</b>	<b>160</b>	<b>719</b>	<b>638</b>	<b>9</b>	<b>1289</b>	<b>179</b>	<b>45</b>	<b>.353</b>	<b>.421</b>	<b>.774</b>	<b>5444</b>	<b>24</b>	<b>62</b>	<b>73</b>	<b>88</b>

**BOLD** = Team Leader

### 2022 NATURALS PITCHING STATISTICS

PLAYER	W	L	ERA	G	GS	CG	SHO	GF	HLD	SV	SVO	IP	H	R	ER	HR	HB	BB	IBB	SO	AVG	WHIP	WP	BK	GDP	TBF
Alcantara, Adrian	1	0	10.13	2	2	0	0	0	0	0	0	8.0	10	9	9	2	0	4	0	7	1.75	.323	1	0	2	36
Bewley, Brhet	0	0	0.00	1	0	0	0	1	0	0	0	1.1	1	0	0	0	0	1	0	0	1.50	.250	0	0	1	5
Biasi, Dante	6	5	4.09	22	15	0	0	2	0	0	0	83.2	72	41	38	7	6	54	0	86	1.51	.236	2	3	4	373
Bowlan, Jonathan	1	3	6.92	9	9	0	0	0	0	0	0	39.0	51	33	30	7	4	17	0	30	1.74	.317	2	1	4	183
Brentz, Jake	0	0	27.00	2	0	0	0	0	0	0	0	1.0	1	3	3	0	1	1	0	1	2.00	.250	0	0	0	6
Capps, Holden	0	3	7.46	16	0	0	0	3	0	0	0	25.1	33	22	21	2	0	22	0	24	2.17	.320	0	0	4	127
Chamberlain, Christian	3	0	7.71	20	0	0	0	4	1	0	2	28.0	35	25	24	4	3	27	0	33	2.21	.297	9	0	0	149
Cosby, Christian	1	0	14.81	6	0	0	0	0	0	0	0	10.1	18	17	17	5	1	7	0	9	2.42	.375	0	1	0	57
Cropley, Tyler	0	0	0.00	3	0	0	0	3	0	0	0	3.0	0	0	0	0	0	0	0	0	0.00	.000	0	0	0	9
Del Rosario, Yefri	6	3	4.76	38	0	0	0	21	2	6	9	62.1	68	35	33	8	4	26	0	47	1.51	.275	4	0	5	278
Dipoto, Jonah	3	0	3.68	42	0	0	0	24	3	3	4	63.2	51	32	26	6	6	52	1	84	1.62	.213	8	0	3	299
Eldred, C.J.	0	0	4.38	7	0	0	0	4	0	0	0	12.1	16	7	6	0	2	3	0	7	1.54	.320	1	1	1	55
Haake, Zach	1	1	5.45	14	1	0	0	0	2	0	0	33.0	39	21	20	3	2	17	0	30	1.70	.289	1	0	0	156
Hoffmann, Andrew	2	4	6.64	9	9	0	0	0	0	0	0	39.1	50	32	29	5	3	20	0	30	1.78	.313	1	0	3	185
Kalich, Kasey	2	2	7.71	10	0	0	0	6	1	1	5	11.2	7	11	10	0	1	17	0	13	2.06	.175	2	0	2	59
Klein, Will	1	1	10.51	30	3	0	0	5	1	0	1	43.2	55	56	51	6	1	51	0	55	2.43	.313	4	1	3	232
Lacy, Asa	1	2	11.25	11	3	0	0	1	0	0	0	20.0	9	27	25	2	8	28	0	25	1.85	.132	7	0	2	105
Lovelady, Richard	0	0	0.00	1	0	0	0	0	0	0	0	1.0	0	0	0	0	0	1	0	2	0.00	.000	0	0	0	4
Márquez, Emilio	1	1	5.21	9	0	0	0	4	0	2	2	19.0	22	13	11	1	1	9	0	14	1.63	.278	0	0	0	89
Marsh, Alec	1	15	7.32	25	25	0	0	0	0	0	0	114.1	137	101	93	27	6	54	0	147	1.67	.290	9	2	2	536
Martinez, Marcelo	1	0	2.57	3	3	0	0	0	0	0	0	14.0	6	4	4	2	0	7	0	17	0.93	.125	1	0	0	55
Murdock, Noah	0	6	9.00	7	7	0	0	0	0	0	0	30.0	43	30	30	9	6	20	0	25	2.10	.344	2	0	6	153
Neuweiler, Charlie	0	0	15.00	2	0	0	0	0	0	0	0	3.0	5	5	5	0	1	3	0	3	2.67	.417	0	0	1	17
Parrish, Drew	4	3	2.13	10	10	0	0	0	0	0	0	55.0	31	16	13	5	14	0	48	0.82	.160	4	0	1	215	
Peacock, Matt	0	1	9.00	1	0	0	0	0	0	1	1.0	3	2	1	0	0	1	0	0	4	0.00	.500	0	0	0	7
Pennington, Walter	6	3	5.66	33	1	0	0	11	0	2	3	62.0	75	47	39	4	4	29	4	52	1.68	.310	2	0	13	279
Phillips, Zack	2	2	6.26	20	3	0	0	5	0	0	0	46.0	49	35	32	7	6	22	0	37	1.54	.280	2	0	9	204
Sikkema, T.J.	0	5	7.44	8	8	0	0	0	0	0	0	32.2	42	34	27	6	3	15	0	29	1.74	.313	1	2	3	155
Skoglund, Eric	2	0	4.50	4	0	0	0	1	0	0	0	6.0	8	3	3	3	0	1	0	6	1.50	.320	0	0	0	26
Smith, Patrick	0	1	72.00	3	0	0	0	0	0	0	0	1.0	4	10	8	0	2	7	0	0	11.00	.571	1	0	0	16
Sotiller, Andrés	3	0	1.13	19	0	0	0	15	0	4	5	32.0	22	4	4	0	1	8	0	30	0.94	.193	0	1	3	124
Speier, Gabe	0	0	0.00	1	0	0	0	1	0	0	1	1.0	1	0	0	0	0	0	0	2	1.00	.250	0	0	0	4
Veneziano, Anthony	6	9	5.72	26	25	1	1	0	0	0	0	122.2	133	90	78	24	8	66	0	129	1.62	.273	4	0	10	566
Webb, Nathan	0	2	9.57	20	0	0	0	5	2	1	1	26.1	43	36	28	4	1	20	0	30	2.39	.364	12	0	2	142
Willeman, Zach	0	2	5.16	16	0	0	0	12	0	1	2	22.2	21	14	13	4	1	9	1	25	1.32	.256	0	0	3	94
Woods Jr., Stephen	2	0	4.50	38	0	0	0	9	6	1	2	58.0	66	42	29	5	2	49	0	69	1.98	.281	6	0	8	288
Zerpa, Angel	2	5	4.36	13	13	0	0	0	0	0	0	64.0	70	34	31	7	3	21	0	69	1.42	.276	4	4	4	278
<b>NWA TOTALS</b>	<b>54</b>	<b>78</b>	<b>5.14</b>	<b>132</b>	<b>132</b>	<b>1</b>	<b>2</b>	<b>131</b>	<b>27</b>	<b>22</b>	<b>49</b>	<b>1135.2</b>	<b>1156</b>	<b>712</b>	<b>648</b>	<b>135</b>	<b>97</b>	<b>523</b>								



# QUAD CITIES RIVER BANDITS

HIGH-A (MIDWEST LEAGUE, WEST DIVISION)

Media Relations Contact: Kyle Kercheval ([kyle@riverbandits.com](mailto:kyle@riverbandits.com))

Modern Woodmen Park (4,024)

First Year: 1901

Affiliation: Since 2021

2022: 54-78 (6th, Midwest League, West Division)

League Titles: 12 (1914, '33, '36, '49, '68, '71, '79, '90, 2011, '13, '17, '21)

## 2022 RIVER BANDITS STATISTICS

### 2022 RIVER BANDITS HITTING STATISTICS

PLAYER	AVG	G	AB	R	H	TB	2B	3B	HR	RBI	BB	IBB	SO	SB	CS	OBP	SLG	OPS	PA	SAC	SF	HBP	GDP
Alexander, Jack	.219	17	64	9	14	23	3	0	2	8	4	0	21	0	0	.265	.359	.624	68	0	0	0	1
Bates, Parker	.227	73	238	36	54	98	9	4	9	34	27	0	71	9	4	.322	.412	.734	274	0	1	7	7
Collins, Darryl	.269	26	93	15	25	33	1	2	1	13	17	0	26	3	0	.374	.355	.729	115	0	4	1	3
Dixon, Burlie	.177	68	215	18	38	56	12	0	2	18	23	0	107	11	2	.260	.260	.520	244	2	2	2	1
Emshoff, Kale	.224	100	361	40	81	136	19	0	12	46	39	1	148	2	2	.316	.377	.693	415	0	4	11	3
Familia, Felix	.225	11	40	4	9	17	2	0	2	3	0	0	7	0	0	.225	.425	.650	40	0	0	0	2
Garza, Saul	.192	30	104	11	20	25	5	0	0	11	13	0	35	0	0	.300	.240	.540	120	0	0	3	3
Gentry, Tyler	.336	35	128	22	43	66	6	1	5	23	20	1	39	2	2	.434	.516	.950	152	0	1	3	1
Gonzalez, Herard	.238	113	407	61	97	147	9	7	9	61	65	1	114	14	8	.297	.441	.738	377	0	4	2	3
Hayes, Kyle	.000	4	13	0	0	0	0	0	0	0	1	0	5	0	0	.188	.000	.188	16	0	0	2	0
Hernandez, Diego	.279	83	330	55	92	138	17	4	7	29	27	0	72	27	8	.343	.418	.761	371	7	1	6	2
Jaquez, Rubendy	.221	26	86	10	19	27	1	2	1	10	3	0	15	2	3	.247	.314	.561	91	2	0	0	3
McCullough, Morgan	.241	64	191	26	46	76	9	3	5	23	34	0	54	7	4	.370	.398	.768	237	2	3	7	0
Negret, Juan Carlos	.222	91	329	43	73	145	16	1	18	68	35	0	94	1	0	.297	.441	.738	377	0	9	4	5
Shrum, Dillon	.238	97	311	44	74	146	22	1	16	54	52	0	129	1	0	.373	.469	.842	383	0	3	17	4
Tolbert, Tyler	.224	116	447	79	100	152	20	10	4	36	55	0	125	60	0	.313	.340	.653	517	5	5	5	8
Town, River	.250	26	100	15	25	35	2	1	2	14	9	0	17	4	0	.316	.350	.666	114	0	3	2	3
Tresh, Luca	.273	80	300	48	82	141	15	1	14	54	41	0	85	3	3	.360	.470	.830	347	0	4	2	4
Valdez, Enrique	.149	14	47	2	7	12	2	0	1	4	5	0	19	3	0	.241	.255	.496	54	0	1	1	1
Williams, Cam	.156	58	186	29	29	73	6	1	12	26	29	0	105	4	1	.283	.392	.675	219	0	0	4	2
Wilson, Peyton	.268	88	340	60	91	155	16	3	14	44	41	0	97	23	2	.359	.456	.815	390	0	1	8	1
<b>QC TOTALS</b>	<b>.235</b>	<b>132</b>	<b>4330</b>	<b>627</b>	<b>1019</b>	<b>1701</b>	<b>192</b>	<b>41</b>	<b>136</b>	<b>579</b>	<b>540</b>	<b>3</b>	<b>1385</b>	<b>176</b>	<b>39</b>	<b>.329</b>	<b>.393</b>	<b>.722</b>	<b>5027</b>	<b>23</b>	<b>46</b>	<b>87</b>	<b>57</b>

BOLD = Team Leader

### 2022 RIVER BANDITS PITCHING STATISTICS

PLAYER	W	L	ERA	G	GS	CG	SHO	GF	HLD	SV	SVO	IP	R	ER	HR	HB	BB	IBB	SO	AVG	WHIP	WP	BK	GDP	TBF	
Alcantara, Adrian	7	5	4.57	22	16	1	1	4	0	0	0	108.1	105	62	55	19	3	36	0	123	254	1.30	9	3	7	459
Aldrich, Jack	0	2	4.85	5	0	0	0	0	1	0	0	13.0	14	7	7	1	0	4	0	6	292	1.38	0	0	2	54
Bates, Parker	0	0	0.00	1	0	0	0	0	0	0	0	0.2	0	0	0	0	1	0	0	0	0.000	0.00	0	0	0	3
Beethe, Harrison	0	3	15.00	24	0	0	0	2	2	0	0	21.0	28	36	35	2	8	33	24	326	2.90	8	0	1	128	
Bowlan, Jonathan	0	0	0.00	1	1	0	0	0	0	0	0	4.0	6	0	0	0	0	1	0	6	333	1.75	0	0	0	19
Cameron, Noah	2	1	3.48	9	9	0	0	0	0	0	0	31.0	27	15	12	2	2	7	0	53	229	1.10	4	1	2	128
Capellan, Delvin	1	0	3.78	11	0	0	0	4	2	0	0	16.2	12	8	7	1	1	13	0	23	197	1.50	4	0	75	
Cerantola, Eric	0	1	5.00	3	3	0	0	0	0	0	0	9.0	11	6	5	1	0	8	0	7	297	2.11	1	0	1	45
Chamberlain, Christian	0	1	4.29	13	4	0	0	3	0	0	1	21.0	12	10	10	5	0	20	0	39	164	1.52	2	0	0	94
Champlain, Chandler	1	3	9.84	8	7	0	0	0	0	0	0	32.0	58	35	35	3	2	11	0	22	414	2.16	5	2	5	156
Cosby, Christian	0	2	16.88	4	0	0	0	2	0	1	1	5.1	11	10	10	1	1	5	0	4	458	3.00	1	1	1	31
Ellis, Mitch	0	0	9.00	3	0	0	0	1	0	0	0	5.0	7	5	1	1	1	5	0	8	333	2.40	2	0	1	27
Fleming, William	3	4	5.10	11	11	0	0	0	0	0	0	54.2	63	31	31	9	7	18	0	39	285	1.48	5	1	2	247
Guerrero, Tyson	0	3	6.17	6	6	0	0	0	0	0	0	23.1	24	19	16	5	1	10	0	22	258	1.44	1	1	1	106
Haake, Zach	0	1	2.38	4	4	0	0	0	0	0	0	11.1	10	6	3	1	0	3	0	11	222	1.15	0	0	0	48
Halligan, Patrick	1	5	5.34	23	4	0	0	6	2	0	2	55.2	66	37	33	12	1	12	0	39	292	1.40	2	1	4	239
Harm, Parker	0	2	6.23	15	0	0	0	3	2	0	1	21.2	14	19	15	0	8	21	0	28	187	1.62	5	0	4	104
Kalich, Casey	3	3	2.65	25	0	0	0	21	1	9	15	34.0	23	12	10	0	3	19	3	35	192	1.24	6	0	2	147
Kaufman, Rylan	1	7	5.15	19	0	0	0	0	0	0	0	94.1	91	59	54	12	9	47	0	100	252	1.46	9	1	7	422
Lugo, Rito	1	3	3.72	9	3	0	0	0	0	0	0	29.0	32	12	12	3	4	8	0	30	296	1.38	4	0	3	126
Marquez, Emilio	10	2	2.88	24	0	0	0	11	1	3	4	56.1	39	18	18	9	1	15	0	74	191	0.96	1	1	0	221
Martinez, Chazz	0	0	10.80	4	0	0	0	1	1	0	1	3.1	4	4	4	0	3	2	0	4	286	1.80	2	0	0	19
McCullough, Morgan	0	0	0.00	1	0	0	0	0	0	0	0	0.1	0	0	0	0	0	0	0	0	0.000	0.00	0	0	1	0
Monke, Caden	0	5	6.04	30	1	0	0	11	2	4	4	67.0	71	49	45	11	5	35	1	75	275	1.58	10	0	4	306
Morel, Yohanse	2	2	4.08	10	0	0	0	7	0	0	0	17.2	20	10	8	0	0	10	3	21	290	1.70	1	0	2	81
Murdock, Noah	0	1	5.36	10	10	0	0	0	0	0	0	40.1	41	28	24	3	6	24	0	39	261	1.61	4	0	4	188
Newueller, Charlie	6	7	4.94	25	17	0	0	3	2	0	2	94.2	100	57	52	5	4	41	0	82	276	1.49	6	0	4	279
Paulino, Anderson	4	7	4.59	36	6	0	0	25	1	2	6	64.2	67	38	33	3	3	20	0	54	262	1.35	9	0	9	219
Pennington, Walter	0	0	0.00	3	0	0	0	1	1	1	1	5.2	2	0	0	0	0	1	0	9	111	0.53	0	0	1	19
Phillips, Zack	2	1	6.30	7	0	0	0	2	0	0	3	10.0	15	9	7	2	0	4	1	8	366	1.90	2	0	0	47
Ramirez, Ruben	0	2	4.39	15	0	0	0	7	2	1	3	26.2	22	13	13	2	1	12	0	23	229	1.28	2	0	3	111
Simoneili, Anthony	4	0	5.21	26	2	0	0	3	3	0	2	67.1	81	43	39	13	5	24	0	69	297	1.56	2	0	6	303
Skoglund, Eric	0	0	6.23	2	2	0	0	0	0	0	0	4.1	5	3	3	1	0	3	0	5	278	1.85	0	0	2	21
Smith, Patrick	0	1	2.20	14	0	0	0	5	2	0	1	16.1	8	4	4	0	4	11	1	21	148	1.16	1	1	1	70
Wallace, Chase	3	1	7.34	22	0	0	0	6	3	0	1	34.1	43	30	28	7	6	23	0	23	305	1.92	6	0	3	173
Way, Beck	3	3	3.79	7	7	0	0	0	0	0	0	35.2	24	17	15	1	6	17	0	47	189	1.15	4	0	1	153
<b>QC TOTALS</b>	<b>54</b>	<b>78</b>	<b>5.14</b>	<b>132</b>	<b>132</b>	<b>1</b>	<b>2</b>	<b>131</b>	<b>27</b>	<b>22</b>	<b>49</b>	<b>1135.2</b>	<b>1156</b>	<b>712</b>	<b>648</b>	<b>135</b>	<b>97</b>	<b>523</b>	<b>9</b>	<b>1173</b>	<b>2.64</b>	<b>1.48</b>	<b>118</b>	<b>13</b>	<b>83</b>	<b>5063</b>

BOLD = Team Leader

STORM CHASERS ORGANIZATION

2023 OMAHA STORM CHASERS

2022 SEASON IN REVIEW

PLAYER & COACH DATABASE

HISTORY & RECORD



# COLUMBIA FIREFLIES

SINGLE-A (CAROLINA LEAGUE, SOUTH DIVISION)

**Media Relations Contact:** John Kocsis Jr. ([jkocsis@columbiafireflies.com](mailto:jkocsis@columbiafireflies.com))  
**Sega Park** (9,077)  
**First Year:** 2016  
**Affiliation:** Since 2021  
**2022:** 52-79 (6th, Carolina League, South Division)  
**League Titles:** 0

## 2022 FIREFLIES STATISTICS

### 2022 FIREFLIES HITTING STATISTICS

PLAYER	AVG	G	AB	R	H	TB	2B	3B	HR	RBI	BB	IBB	SO	SB	CS	OBP	SLG	OPS	PA	SAC	SF	HBP	GDP
Advincola, Yeudi	.182	15	44	6	8	13	1	2	0	2	3	0	18	4	3	.265	.295	.560	52	3	0	2	0
Camarillo, Gary	.128	25	94	8	12	23	2	0	3	10	3	0	51	2	1	.170	.245	.415	100	0	1	2	1
Candelario, Wilmin	.184	23	76	9	14	19	3	1	0	6	12	0	35	10	2	.303	.350	.553	89	0	0	1	3
Collins, Darryl	.235	49	162	19	38	56	12	3	0	16	35	0	30	5	3	.365	.346	.711	205	2	5	1	2
Cropley, Tyler	.273	3	11	1	3	3	0	0	0	0	0	0	1	1	0	.273	.273	.546	11	0	0	0	0
Cross, Gavin	.293	26	99	20	29	59	5	2	7	22	22	0	31	4	2	.423	.596	1.019	123	0	1	1	1
De Los Santos, Jaswel	.143	28	84	13	12	20	2	0	2	6	14	0	39	7	0	.280	.238	.518	102	2	0	2	0
Dooney, Dayton	.148	42	149	17	22	42	3	1	5	16	21	0	59	1	2	.256	.282	.538	172	0	1	1	2
Familia, Felix	.164	20	61	7	10	12	2	0	0	2	8	0	16	1	2	.261	.197	.458	73	1	0	0	0
Florentino, Omar	.192	48	130	20	25	30	3	1	0	7	23	0	38	13	3	.333	.231	.564	161	2	1	5	3
Gullon, Francis	.160	14	50	7	8	9	1	0	0	4	6	0	16	0	0	.250	.180	.430	56	0	0	0	0
Hayes, Kyle	.137	25	73	5	10	18	2	0	2	8	9	0	30	1	0	.267	.247	.514	87	0	0	0	4
Hernandez, Omar	.231	85	320	40	74	94	15	1	1	31	26	0	78	18	3	.292	.294	.586	359	5	1	2	8
Hollie, David	.241	32	108	19	26	45	6	2	3	13	9	0	50	8	1	.320	.417	.737	122	0	1	4	2
Jaquez, Rubeny	.268	27	97	8	26	36	3	2	1	12	7	0	16	7	2	.324	.371	.695	105	0	0	1	4
Jensen, Carter	.226	113	393	66	89	150	24	2	11	50	83	1	103	8	6	.363	.382	.745	485	0	5	4	6
Martinez, Edgar	.250	24	88	13	22	32	1	3	1	5	8	0	38	5	0	.320	.364	.684	98	1	0	1	0
Peña, Erick	.149	82	281	25	42	81	10	1	9	36	41	1	121	6	5	.258	.288	.546	326	1	2	1	2
Quintana, Guillermo	.240	114	417	53	100	145	21	0	8	54	57	0	76	19	5	.331	.348	.679	483	0	6	3	8
Ramirez, Sean	.176	57	214	44	59	85	6	1	6	21	28	1	39	37	11	.365	.397	.762	255	11	0	2	3
Rivera, Joshua	.206	32	107	11	22	27	3	1	0	7	12	0	38	2	3	.298	.252	.550	122	1	0	0	2
Rodriguez, Lizandro	.290	18	62	13	18	27	4	1	1	5	8	1	11	1	1	.389	.435	.824	72	0	0	2	1
Town, River	.248	81	282	47	70	130	18	3	12	45	52	0	64	18	3	.386	.461	.847	356	4	4	14	5
Usher, Levi	.074	8	27	3	2	3	1	0	0	3	3	0	8	1	0	.161	.111	.272	31	0	1	0	1
Valdez, Enrique	.256	82	285	39	73	112	19	1	6	37	23	0	85	19	6	.314	.393	.707	316	1	4	3	3
Vaz, Javier	.260	27	99	14	26	37	6	1	1	12	20	0	14	4	3	.388	.370	.758	121	0	0	1	0
Vazquez, Daniel	.195	77	293	25	57	67	10	0	0	31	28	0	86	10	5	.262	.229	.491	327	2	4	0	6
Wallace, Cayden	.294	27	109	15	32	51	7	3	2	16	12	0	22	8	1	.369	.468	.837	122	0	0	1	2
<b>COL TOTALS</b>	<b>.220</b>	<b>131</b>	<b>4216</b>	<b>567</b>	<b>929</b>	<b>1426</b>	<b>190</b>	<b>32</b>	<b>81</b>	<b>477</b>	<b>573</b>	<b>4</b>	<b>1213</b>	<b>220</b>	<b>73</b>	<b>.320</b>	<b>.338</b>	<b>.658</b>	<b>4931</b>	<b>36</b>	<b>37</b>	<b>60</b>	<b>65</b>

**BOLD** = Team Leader

### 2022 FIREFLIES PITCHING STATISTICS

PLAYER	W	L	ERA	G	GS	CG	SHO	GF	HLD	SV	SVO	IP	H	R	ER	HR	HB	BB	IBB	SO	AVG	WHIP	WP	BK	GDP	TBF
Aldrich, Jack	4	0	3.95	23	0	0	0	11	1	3	3	43.1	44	21	19	4	2	14	0	42	.257	1.34	4	0	2	188
Arias, Wander	3	5	5.20	22	5	0	0	7	0	4	5	81.1	88	60	47	12	8	33	0	74	.281	1.49	10	2	6	360
Avila, Luinder	6	10	4.54	26	26	1	0	0	0	0	0	115.0	102	66	58	10	9	49	0	97	.234	1.31	18	3	9	501
Barnett, Mason	1	0	0.00	3	0	0	0	0	0	0	0	7.0	0	0	0	0	1	0	1	11	.000	0.14	0	0	0	21
Barroso, Luis	4	8	5.23	36	0	0	0	25	1	9	12	51.2	51	39	30	6	1	14	0	59	.248	1.26	2	1	0	223
Bernal, Jonatan	2	2	4.70	9	4	0	0	3	0	0	1	38.1	44	24	20	4	3	8	0	27	.291	1.36	1	0	0	163
Cabrera, Daury	1	0	3.72	5	0	0	0	0	0	0	0	9.2	9	6	4	3	0	3	0	10	.231	1.24	1	0	1	42
Cameron, Noah	0	1	3.72	7	7	0	0	0	0	0	0	29.0	22	14	12	3	0	9	0	39	.208	1.07	2	0	0	116
Capellano, Delvin	2	3	5.82	18	0	0	0	9	0	1	2	38.2	54	35	25	5	3	14	0	35	.327	1.76	1	0	1	187
Cerantola, Eric	1	2	5.48	7	7	0	0	0	0	0	0	21.1	24	14	13	4	1	6	0	29	.293	1.41	5	0	2	90
Connolly, Shane	1	2	6.05	23	0	0	0	9	1	1	2	38.2	42	31	26	5	4	23	0	33	.276	1.68	4	1	7	181
Garcia, Herbert	7	3	6.09	19	0	0	0	6	1	1	2	65.0	81	46	44	13	3	17	0	55	.302	1.51	4	2	2	291
Halligan, Patrick	0	2	7.15	3	0	0	0	0	0	0	0	11.1	14	9	9	2	2	2	0	9	.286	1.41	3	0	1	53
Hennen, Ryan	2	2	3.46	10	0	0	0	2	1	0	0	26.0	30	12	10	2	1	4	0	37	.283	1.31	0	0	1	114
Henry, Isaiah	0	0	7.71	4	0	0	0	0	0	0	0	4.2	6	7	4	0	1	6	0	5	.333	2.57	4	0	1	26
Herrera, Eduardo	1	7	5.38	23	23	0	0	0	0	0	0	77.0	83	56	46	7	9	40	0	71	.280	1.60	10	0	9	350
Herrera, Eduardo	0	0	0.00	1	0	0	0	0	0	0	0	2.0	0	0	0	0	0	2	0	3	.000	1.00	0	0	0	8
Hollie, Tim	1	1	5.82	8	0	0	0	3	1	0	1	17.0	21	12	11	0	1	6	0	17	.300	1.59	0	0	0	77
Jaquez, Rubeny	0	0	0.00	1	0	0	0	1	0	0	0	0.1	0	0	0	0	0	0	0	0	.000	0.00	0	0	0	1
Johnson, Brandon	0	0	9.00	4	0	0	0	1	0	1	2	5.0	7	6	5	1	0	3	0	3	.350	2.00	1	0	0	24
Kaufman, Ryland	1	2	5.49	6	3	0	0	0	0	0	0	19.2	24	17	12	1	3	13	0	26	.304	1.88	1	0	3	97
Kudrna, Ben	2	5	3.48	17	0	0	0	0	0	0	0	72.1	66	32	28	4	2	32	0	61	.239	1.35	8	0	3	311
McKeehan, Cooper	0	0	2.25	5	0	0	0	3	1	0	1	8.0	5	2	2	0	1	5	0	10	.161	1.25	3	0	0	37
McMillon, John	1	2	6.10	26	0	0	0	14	3	0	0	31.0	17	23	21	2	1	38	0	45	.167	1.77	8	4	1	146
Mozzicato, Frank	2	6	4.30	19	19	0	0	0	0	0	0	69.0	55	43	33	6	3	51	0	89	.219	1.54	14	0	6	306
Pancini, Shane	0	4	5.00	17	0	0	0	0	0	0	0	63.0	66	40	35	9	3	38	0	66	.277	1.65	2	1	3	283
Rivera, Joshua	1	1	3.91	8	0	0	0	3	0	1	2	23.0	25	11	10	4	1	6	0	20	.275	1.35	0	0	1	99
Rivera, Joshua	0	0	0.00	1	0	0	0	1	0	0	0	1.1	0	0	0	0	0	0	0	1	.000	0.00	0	0	0	4
Sears, Ben	0	0	3.29	7	0	0	0	0	4	0	0	13.2	11	5	5	1	0	2	0	11	.224	0.95	0	0	3	51
Stil, Matt	2	1	4.55	16	1	0	0	2	0	0	0	27.2	21	19	14	2	2	37	0	31	.210	2.10	4	0	1	141
Valerio, Samuel	0	3	10.21	12	2	0	0	1	0	1	27.1	31	35	31	3	2	31	0	33	.272	2.27	10	5	3	147	
Wallace, Chase	0	0	3.00	4	0	0	0	1	2	0	0	6.0	6	4	2	0	0	5	0	4	.250	1.83	0	0	1	29
Wereski, Ben	4	6	4.42	26	0	0	0	14	1	2	6	57.0	55	36	28	9	5	16	0	62	.250	1.25	3	0	4	247
Willis, Marlin	3	1	4.93	27	0	0	0	8	3	0	0	42.0	37	28	23	3	8	39	0	63	.234	1.81	9	6	2	206



# ACL ROYALS

ROOKIE, (ARIZONA COMPLEX LEAGUE, WEST DIVISION)

Surprise Stadium (10,714)

First Year: 2003

Affiliation: Since 2003

2022: 25-30 (6th, Arizona Complex League, West Division)

League Titles: 0

## 2022 ACL ROYALS STATISTICS

### 2022 ACL ROYALS HITTING STATISTICS

PLAYER	AVG	G	AB	R	H	TB	2B	3B	HR	RBI	BB	IBB	SO	SB	CS	OBP	SLG	OPS	PA	SAC	SF	HBP	GDP
Adwincola, Yeudi	.390	23	67	12	30	36	4	1	0	14	5	1	14	9	1	.427	.468	.895	82	0	0	0	0
Alexander, Jack	.250	3	8	1	2	5	0	0	1	3	1	0	4	0	0	.400	.625	1.025	10	0	0	1	0
Allende, Giuliano	.243	2	7	0	1	0	0	0	0	0	0	0	1	1	0	.143	.143	.286	7	0	0	0	0
Bates, Parker	.211	6	19	1	4	8	1	0	1	1	4	0	3	1	0	.348	.421	.769	23	0	0	0	0
Calderon, Junior	.273	32	99	12	27	49	11	1	3	22	12	0	22	2	2	.342	.495	.837	117	0	5	1	0
Candelario, Wilmin	.273	31	110	19	30	54	6	3	4	15	6	0	47	10	3	.316	.491	.807	117	0	0	0	1
Cepeda, Ryan	.130	20	54	5	7	12	2	1	4	3	25	0	1	4	3	.250	.343	.593	57	0	0	0	1
Charles, Austin	.273	3	11	1	3	3	0	0	0	0	0	0	4	0	0	.273	.273	.546	11	0	0	0	0
Collins, Darnel	.213	26	94	14	20	26	4	1	0	10	8	1	24	0	0	.275	.277	.552	102	0	0	0	3
Collins, Darryl	.227	6	22	2	5	6	1	0	0	1	4	0	5	1	0	.346	.273	.619	26	0	0	0	0
Cropley, Ilyer	.200	2	5	0	1	2	1	0	0	1	0	0	0	0	0	.333	.400	.733	6	0	0	0	1
Cross, Gavin	.500	3	10	4	5	10	2	0	1	3	2	0	2	0	0	.583	1.000	1.583	12	0	0	0	0
DeLosSantos, Isavel	.280	21	82	9	23	36	3	2	2	8	8	24	8	0	0	.500	.750	1.250	4	0	1	1	0
Duarte, German	.000	3	8	0	0	0	0	0	0	0	0	0	3	0	0	.000	.000	.000	8	0	0	0	0
Dunhurst, Hayden	.429	3	7	2	3	5	2	0	0	1	3	0	2	0	0	.600	.714	1.314	10	0	0	0	0
Florentino, Omar	.231	5	13	3	3	6	0	0	1	1	2	0	1	1	0	.333	.462	.795	15	0	0	0	0
Garza, Saul	.167	5	18	2	3	3	0	0	1	1	1	0	6	0	0	.211	.167	.378	19	0	0	0	0
Grellon, Francis	.500	2	6	1	3	3	0	0	0	1	1	0	0	0	0	.500	.500	.500	4	0	0	0	0
Guzman, Diego	.198	34	111	10	22	34	3	3	1	12	12	0	43	3	3	.282	.306	.588	124	0	0	1	2
Guzmán, Jelson	.200	3	10	1	2	2	0	0	0	1	0	0	4	0	0	.273	.200	.473	11	0	0	0	0
Hollie, David	.286	9	28	8	8	13	2	0	1	6	7	0	10	1	0	.429	.464	.893	35	0	0	0	0
Leyton, Roger	.274	36	124	23	34	60	13	2	3	19	14	0	29	6	3	.361	.484	.845	144	0	2	4	1
Malcán, Diego	.000	2	6	1	0	0	0	0	0	0	0	0	0	0	0	.000	.000	.000	6	0	0	0	0
Marin, Junior	.315	30	92	15	29	38	7	1	0	6	9	0	31	3	1	.379	.413	.792	103	0	1	1	3
Martinez, Edgar	.198	26	91	9	18	30	5	2	1	9	8	0	37	5	0	.275	.330	.605	103	1	1	2	1
McAirk, Brennan	.231	42	156	28	36	67	5	4	6	19	17	0	50	7	3	.320	.429	.751	180	0	2	5	2
Nuel, Omar	.228	30	92	17	21	43	4	0	6	16	7	0	38	8	0	.299	.467	.757	100	0	0	1	0
Pine, Emmanuel	.270	14	37	4	10	12	2	0	0	2	3	0	12	1	0	.373	.324	.657	47	0	1	1	0
Rodriguez Lizandro	.317	25	82	17	26	47	4	1	5	12	9	0	5	3	0	.400	.573	.973	95	0	1	3	0
Rushford, Milo	.200	3	10	0	2	3	1	0	0	1	1	0	2	1	0	.273	.300	.573	11	0	0	0	0
Salon, Dionny	.348	20	66	7	23	32	3	0	2	7	8	1	19	0	0	.449	.485	.934	78	0	0	4	1
Seijas, Rothalkeg	.214	22	42	7	9	13	4	0	0	3	6	0	18	2	0	.353	.310	.663	51	0	0	3	1
Silva, Gabriel	.185	23	81	11	15	29	5	0	3	11	5	0	32	0	0	.286	.358	.644	90	0	0	1	0
Usher, Lew	.167	8	24	2	4	6	0	0	1	0	0	0	0	0	0	.286	.250	.538	20	0	0	0	0
Vaz, Javier	.250	2	8	2	2	3	1	0	0	0	1	0	3	1	0	.400	.375	.775	10	0	0	0	0
Wallace, Cayden	.286	3	7	3	2	3	1	0	0	1	3	0	1	0	0	.500	.429	.929	10	0	0	0	0
Williams, Cam	.000	8	24	5	5	11	1	1	1	3	8	0	8	1	1	.424	.458	.882	33	0	0	1	0
<b>ROY TOTALS</b>	<b>.251</b>	<b>55</b>	<b>1739</b>	<b>258</b>	<b>437</b>	<b>711</b>	<b>99</b>	<b>23</b>	<b>43</b>	<b>213</b>	<b>183</b>	<b>3</b>	<b>552</b>	<b>78</b>	<b>21</b>	<b>.332</b>	<b>.409</b>	<b>.741</b>	<b>1973</b>	<b>1</b>	<b>15</b>	<b>35</b>	<b>21</b>

ROYL = Team Leader

**BOLD** = 43 Lead

### 2022 ACL ROYALS PITCHING STATISTICS

PLAYER	W	L	ERA	G	GS	CG	SHO	GF	HLD	SV	SVO	IP	H	R	ER	HR	BB	IBB	SO	B	AVG	WHIP	WP	BK	GDP	TBF
Anglin, Mack	0	0	0.00	1	0	0	0	0	0	0	0	1.0	0	0	0	0	0	0	0	0	1.000	0.00	0	0	0	3
Barker, Brandon	0	0	9.00	1	1	0	0	0	0	0	0	1.0	3	1	1	0	0	0	3	5.00	3.00	0	0	0	6	
Barnett, Mason	0	0	0.00	1	1	0	0	0	0	0	0	1.0	0	0	0	0	0	0	1	0.000	0.00	0	0	0	3	
Bowlan, Jonathan	0	1	5.12	7	0	0	0	0	0	0	0	19.1	29	11	11	1	4	0	26	354	1.71	2	0	1	89	
Cabrera, Dary	2	6	5.98	13	4	0	1	1	1	0	43.2	55	33	29	3	6	33	0	67	479	1.65	8	0	1	211	
Cameron, Noah	0	0	0.00	1	0	0	0	0	0	0	0	5.2	9	2	2	1	0	0	0	346	0.50	0	0	0	26	
Catano, Jose	2	3	3.76	12	3	0	1	0	1	0	38.1	33	17	16	3	1	13	1	50	224	1.20	1	0	2	161	
Cepeda, Luis	3	1	2.49	8	4	0	0	0	0	0	21.2	19	7	6	3	1	6	0	24	224	1.15	1	2	1	92	
Cruz, Julio	0	0	0.00	2	0	0	0	0	0	0	1.0	0	0	0	0	1	0	0	0	0.000	0.00	0	0	1	3	
Diaz, Andres	3	2	4.55	11	0	0	0	0	8	2	3	27.2	23	17	14	4	2	3	39	213	0.94	1	1	0	113	
Eldred, C.J.	0	1	4.50	5	4	0	0	0	0	0	10.0	9	5	5	0	0	5	0	9	243	1.40	0	0	0	44	
Garcia, Ruben	0	0	0.00	1	0	0	0	0	0	0	1.0	1	0	0	0	0	0	0	1	333	1.00	0	0	0	4	
Gonzalez, Adrian	0	0	6.75	5	0	0	0	0	0	0	1	4.0	6	3	3	0	0	5	0	3	375	2.75	1	1	0	22
Haake, Zach	0	0	3.60	2	1	0	0	0	0	0	5.0	5	2	2	1	0	0	0	8	238	1.00	1	0	0	21	
Harm, Parker	0	0	13.50	2	0	0	0	0	0	0	2.0	1	3	3	1	0	0	2	0	4	111	1.50	0	0	0	11
Henry, Isaiah	0	0	108.00	1	0	0	0	0	0	0	0.1	3	4	4	0	0	0	0	1	143	15.00	0	0	0	6	
Hernandez, Miguel	0	0	7.71	5	0	0	0	0	0	0	4.2	7	5	4	1	0	2	0	4	318	1.93	2	1	0	24	
Herrera, Eduardo	0	0	0.00	1	0	0	0	0	1	1	1.0	1	0	0	0	0	0	0	3	250	1.00	0	0	0	5	
Johnson, Brandon	0	0	0.00	1	0	0	0	0	0	0	1.0	0	0	0	0	0	0	0	2	000	0.00	0	0	0	3	
Lacy, Asa	1	1	9.00	4	2	0	0	0	0	0	8.0	4	10	8	1	5	14	0	10	143	2.25	5	0	0	47	
Lugo, Rito	0	0	1.42	6	5	0	0	0	0	0	12.2	8	2	2	0	1	1	0	18	178	0.71	0	0	0	47	
Martinez, Chaz	0	0	6.00	2	0	0	0	0	0	0	3.0	2	2	2	0	0	1	0	4	182	1.00	1	0	1	12	
Martinez, Juan	0	0	8.64	8	0	0	0	0	1	1	0	8.1	8	10	8	1	3	8	0	172	1.92	4	0	0	47	
McKeehan, Cooper	0	0	0.00	1	0	0	0	0	0	0	1.0	1	0	0	0	0	0	1	1	250	2.00	0	0	0	5	
Mujica, Pablo	5	2	3.13	11	1	0	0	0	0	0	31.2	21	13	11	2	4	16	0	44	184	1.17	1	0	4	134	
Novas, Elvis	2	2	4.50	10	1	0	0	0	2	3	0	30.0	28	18	15	3	8	0	30	239	1.20	1	0	0	130	
Oliveras, Marcus	0	0	0.00	0	0	0	0	0	0	0	0	4.0	1	0	0	0	0	5	0	073	0.50	2	0	0	6	
Ovella, Lully	0	0	6.75	5	2	0	0	0	0	0	6.2	9	6	5												



# 2022 ROYALS MLB HITTING LEADERS

## GAMES PLAYED

1.	130	Brewer Hicklen.....	OMA
2.	128	Nick Loftin.....	NWA/OMA
3.	127	Clay Dungan.....	OMA
4.	122	John Rave.....	NWA/OMA
5.	118	Maikel Garcia.....	NWA/OMA
	118	Robbie Glendinning.....	NWA

## AT-BATS

1.	516	Nick Loftin.....	NWA/OMA
2.	487	Maikel Garcia.....	NWA/OMA
3.	480	Brewer Hicklen.....	OMA
4.	454	Diego Hernández.....	QC/NWA
5.	452	Clay Dungan.....	OMA

## RUNS SCORED

1.	104	Maikel Garcia.....	NWA/OMA
	104	Nick Loftin.....	NWA/OMA
3.	85	Brewer Hicklen.....	OMA
4.	79	Tyler Gentry.....	QC/NWA
	79	Tyler Tolbert.....	QC

## HITS

1.	139	Maikel Garcia.....	NWA/OMA
2.	131	Tyler Gentry.....	QC/NWA
	131	Nick Loftin.....	NWA/OMA
4.	129	Diego Hernández.....	QC/NWA
5.	119	Brewer Hicklen.....	OMA

## TOTAL BASES

1.	241	Brewer Hicklen.....	OMA
2.	218	Tyler Gentry.....	QC/NWA
3.	208	Maikel Garcia.....	NWA/OMA
	208	Nick Loftin.....	NWA/OMA
5.	188	Robbie Glendinning.....	NWA

## EXTRA-BASE HITS

1.	62	Brewer Hicklen.....	OMA
2.	46	Maikel Garcia.....	NWA/OMA
3.	44	Tyler Gentry.....	QC/NWA
	44	Michael Massey.....	NWA/OMA
5.	42	Nick Loftin.....	NWA/OMA

## DOUBLES

1.	34	Maikel Garcia.....	NWA/OMA
2.	30	Brewer Hicklen.....	OMA
3.	28	Michael Massey.....	NWA/OMA
4.	26	Logan Porter.....	NWA/OMA
5.	24	Carter Jensen.....	COL
	24	Nick Loftin.....	NWA/OMA

## TRIPLES

1.	10	Tyler Tolbert.....	QC
2.	7	Herard Gonzalez.....	QC
3.	5	Darryl Collins.....	ROY/COL/OC
	5	Rubendy Jaquez.....	COL/QC/OMA
	5	Edgar Martinez.....	ROY/COL

## HOME RUNS

1.	28	Brewer Hicklen.....	OMA
2.	21	Tyler Gentry.....	QC/NWA
3.	19	Robbie Glendinning.....	NWA
	19	Luca Tresh.....	QC/NWA
5.	18	Juan Carlos Negret.....	QC
	18	Vinnie Pasquantino.....	OMA

## RUNS BATTED IN

1.	86	Tyler Gentry.....	QC/NWA
2.	85	Brewer Hicklen.....	OMA
3.	79	John Rave.....	NWA/OMA
4.	77	Michael Massey.....	NWA/OMA
5.	76	Robbie Glendinning.....	NWA

## WALKS

1.	87	Logan Porter.....	NWA/OMA
2.	83	Carter Jensen.....	COL
3.	75	Robbie Glendinning.....	NWA
4.	65	Herard Gonzalez.....	QC
	65	John Rave.....	NWA/OMA

## STRIKEOUTS

1.	202	Brewer Hicklen.....	OMA
2.	168	Robbie Glendinning.....	NWA
3.	148	Kale Emshoff.....	QC
4.	139	Seuly Matias.....	NWA
5.	129	Dillan Shrum.....	QC

## HIT BY PITCHES

1.	17	Brewer Hicklen.....	OMA
	17	Dillan Shrum.....	QC
3.	16	River Town.....	COL/OC
4.	13	Tyler Gentry.....	QC/NWA
5.	11	Kale Emshoff.....	QC
	11	Morgan McCullough.....	QC/NWA

## STOLEN BASES

1.	60	Tyler Tolbert.....	QC
2.	45	Dairon Blanco.....	OMA
3.	40	Diego Hernández.....	QC/NWA
4.	39	Maikel Garcia.....	NWA/OMA
5.	37	Jean Ramirez.....	COL

## BATTING AVERAGE

1.	.326	Tyler Gentry.....	QC/NWA
2.	.312	Michael Massey.....	NWA/OMA
3.	.306	Jhonny Perdomo.....	DSL KCG
4.	.306	Lizandro Rodriguez.....	ROY/COL
5.	.301	Logan Porter.....	NWA/OMA

## ON BASE PERCENTAGE

1.	.442	Logan Porter.....	NWA/OMA
2.	.422	Tyler Gentry.....	QC/NWA
3.	.411	Jhonny Perdomo.....	DSL KCG
4.	.395	Lizandro Rodriguez.....	ROY/COL
5.	.382	Tucker Bradley.....	NWA

## SLUGGING PERCENTAGE

1.	.542	Tyler Gentry.....	QC/NWA
2.	.532	Michael Massey.....	NWA/OMA
3.	.514	Lizandro Rodriguez.....	ROY/COL
4.	.502	Brewer Hicklen.....	OMA
5.	.486	Dairon Blanco.....	OMA

## OPS – ON BASE PLUS SLUGGING

1.	.964	Tyler Gentry.....	QC/NWA
2.	.918	Logan Porter.....	NWA/OMA
3.	.909	Lizandro Rodriguez.....	ROY/COL
4.	.903	Michael Massey.....	NWA/OMA
5.	.853	Dairon Blanco.....	OMA

## TEAMS KEY

OMA – Omaha Storm Chasers (AAA)

QC – Quad Cities River Bandits (A+)

ROY – ACL Royals (R)

NWA – Northwest Arkansas Naturals (AA)

COL – Columbia Fireflies (A)

DSL KCG – DSL Royals Glass (R)

DSL KCS – DSL Royals Stewart (R)

\* Only Minor League statistics included for players with MLB experience

\* Season averages based on minimum 2.7 plate appearances/game

# 2022 ROYALS MLB PITCHING LEADERS

## WINS

1.	11	Emilio Marquez.....	QC/NWA/OMA
2.	8	Adrian Alcantara.....	QC/NWA
	8	Victor Pena.....	DSL KCG
4.	7	Austin Cox.....	OMA
	7	Yefri Del Rosario.....	NWA/OMA
	7	Heribert Garcia.....	COL
	7	Daniel Mengden.....	OMA
	7	Drew Parrish.....	NWA/OMA

## LOSSES

1.	16	Alec Marsh.....	NWA/OMA
2.	11	Drew Parrish.....	NWA/OMA
3.	10	Luinder Avila.....	COL
	10	Jackson Kowar.....	OMA
5.	9	Rylan Kaufman.....	COL/QC
	9	Anthony Veneziano.....	NWA

## SAVES

1.	10	Kasey Kalich.....	QC/NWA/OMA
2.	9	Luis Barroso.....	COL
3.	7	Andrés Núñez.....	OMA
	7	Brad Peacock.....	OMA
	7	Arodys Vizcaino.....	OMA

## GAMES PITCHED

1.	54	Andrés Núñez.....	OMA
2.	50	Zach Willeman.....	NWA/OMA
3.	48	Josh Dye.....	OMA
4.	47	Yefri Del Rosario.....	NWA/OMA
	47	Andres Sotillet.....	NWA/OMA

## GAMES STARTED

1.	27	Alec Marsh.....	NWA/OMA
2.	26	Luinder Avila.....	COL
3.	25	Drew Parrish.....	NWA/OMA
	25	Anthony Veneziano.....	NWA
5.	24	Austin Cox.....	OMA

## COMPLETE GAMES

1.	1	Adrian Alcantara.....	QC/NWA
	1	Luinder Avila.....	COL
	1	Austin Cox.....	OMA
	1	Anthony Veneziano.....	NWA

## COMPLETE GAME SHUTOUTS

1.	1	Adrian Alcantara.....	QC/NWA
	1	Anthony Veneziano.....	NWA

## STRIKEOUTS

1.	156	Alec Marsh.....	NWA/OMA
2.	130	Adrian Alcantara.....	QC/NWA
3.	129	Anthony Veneziano.....	NWA
4.	126	Rylan Kaufman.....	COL/QC
5.	115	Marcelo Martinez.....	NWA/OMA

## INNINGS PITCHED

1.	147.1	Austin Cox.....	OMA
2.	128.2	Drew Parrish.....	NWA/OMA
3.	124.1	Alec Marsh.....	NWA/OMA
4.	122.2	Anthony Veneziano.....	NWA
5.	116.1	Adrian Alcantara.....	QC/NWA

## HITS ALLOWED

1.	161	Austin Cox.....	OMA
2.	142	Alec Marsh.....	NWA/OMA
3.	133	Anthony Veneziano.....	NWA
4.	115	Adrian Alcantara.....	QC/NWA
	115	Rylan Kaufman.....	COL/QC

## RUNS ALLOWED

1.	103	Alec Marsh.....	NWA/OMA
2.	90	Anthony Veneziano.....	NWA
3.	82	Marcelo Martinez.....	NWA/OMA
4.	80	Austin Cox.....	OMA
5.	76	Rylan Kaufman.....	COL/QC

## EARNED RUNS ALLOWED

1.	95	Alec Marsh.....	NWA/OMA
2.	78	Anthony Veneziano.....	NWA
3.	75	Marcelo Martinez.....	NWA/OMA
4.	69	Austin Cox.....	OMA
5.	66	Rylan Kaufman.....	COL/QC

## HOME RUNS ALLOWED

1.	28	Alec Marsh.....	NWA/OMA
2.	24	Daniel Mengden.....	OMA
3.	24	Anthony Veneziano.....	NWA
4.	23	Marcelo Martinez.....	NWA/OMA
5.	21	Adrian Alcantara.....	QC/NWA

## WALKS

1.	66	Anthony Veneziano.....	NWA
2.	60	Rylan Kaufman.....	COL/QC
3.	59	Alec Marsh.....	NWA/OMA
4.	58	Drew Parrish.....	NWA/OMA
5.	56	Daniel Mengden.....	OMA

## BATTERS FACED

1.	648	Austin Cox.....	OMA
2.	579	Alec Marsh.....	NWA/OMA
3.	566	Anthony Veneziano.....	NWA
4.	545	Drew Parrish.....	NWA/OMA
5.	519	Rylan Kaufman.....	COL/QC

## EARNED RUN AVERAGE

1.	0.91	Emmanuel Reyes.....	DSL KCG/KCS
2.	2.36	Mauricio Veliz.....	ROY
3.	4.13	Drew Parrish.....	NWA/OMA
4.	4.21	Austin Cox.....	OMA
5.	4.54	Luinder Avila.....	COL

## WHIP

1.	0.67	Emmanuel Reyes.....	DSL KCG/KCS
2.	0.96	Mauricio Veliz.....	ROY
3.	1.23	Drew Parrish.....	NWA/OMA
4.	1.31	Luinder Avila.....	COL
5.	1.33	Adrian Alcantara.....	QC/NWA

## OPPONENTS' BATTING AVERAGE

1.	.162	Emmanuel Reyes.....	DSL KCG/KCS
2.	.189	Mauricio Veliz.....	ROY
3.	.209	Drew Parrish.....	NWA/OMA
4.	.230	Luinder Avila.....	COL
5.	.254	Adrian Alcantara.....	QC/NWA

## TEAMS KEY

OMA – Omaha Storm Chasers (AAA)

QC – Quad Cities River Bandits (A+)

ROY – ACL Royals (R)

NWA – Northwest Arkansas Naturals (AA)

COL – Columbia Fireflies (A)

DSL KCG – DSL Royals Glass (R)

DSL KCS – DSL Royals Stewart (R)

\* Only Minor League statistics included for players with MLB experience

\* Season averages based on minimum 0.8 innings pitched/game

STORM CHASERS  
ORGANIZATION

2023 OMAHA  
STORM CHASERS

2022 SEASON  
IN REVIEW

PLAYER & COACH  
DATABASE

HISTORY &  
RECORDS

INTERNATIONAL  
LEAGUE

ROYALS  
ORGANIZATION

GENERAL  
INFORMATION

## ALL-TIME KANSAS CITY ROYALS AFFILIATES

1968-1969	High Point-Thomasville Hi-Toms/Royals (Class A)
1968-1969	Corning Royals (Class A Short-Season)
1969	Winnipeg Goldeyes (Class A Short-Season)
1969-1970	Kingsport Royals (Rookie)
1969 -1976	Waterloo Royals (Class A)
<b>1969-PRESENT</b>	<b>OMAHA ROYALS/GOLDEN SPIKES/STORM CHASERS (Triple-A)</b>
1970-1974	San Jose Bees (Class A)
1971	Elmira Royals (Double-A)
1971-1973	Billings Mustangs (Rookie)
1971-1983, 1985-2002	GCL Royals (Rookie)
1972-1983	Jacksonville Suns (Double-A)
1977	Daytona Beach Islanders (Class A)
1978-1987	Fort Myers Royals (Class A)
1980-1984	Charleston Royals (Class A)
1983	Butte Copper Kings (Rookie)
1984 -1994	Eugene Emeralds (Class-A Short-Season)
1984-1994	Memphis Chicks (Double-A)
1988-1992	Baseball City Royals (Class A)
1990-1992	Appleton Foxes (Class A)
1993 -1994	Rockford Royals (Class A)
1993-2004, 2007-2020	Wilmington Blue Rocks (Class A-Advanced)
1995	Springfield Sultans (Class A)
1995-2002	Spokane Indians (Class A Short-Season)
1995-2007	Wichita Wranglers (Double-A)
1996-1998	Lansing Lugnuts (Class A)
<b>1997-PRESENT</b>	<b>DSL ROYALS (Rookie)</b>
1999-2000	Charleston Alley Cats (Class A)
2001-2010	Burlington Bees (Class A)
<b>2003-PRESENT</b>	<b>AZL/ACL ROYALS (Rookie)</b>
2004-2020	Idaho Falls Chukars (Class A Short-Season)
2005-2006	High Desert Mavericks (Class A-Advanced)
2007-2020	Burlington Royals (Rookie)
<b>2008-PRESENT</b>	<b>NORTHWEST ARKANSAS NATURALS (Double-A)</b>
2011-2012	Kane County Cougars (Class A)
2013-2020	Lexington Legends (Class A)
<b>2021-PRESENT</b>	<b>QUAD CITIES RIVER BANDITS (High-A)</b>
<b>2021-PRESENT</b>	<b>COLUMBIA FIREFLIES (Single-A)</b>

## 2022 ROYALS MINOR LEAGUE AWARD WINNERS

**Omaha (Triple-A) Player of the Year:** Brewer Hicklen (OF)  
**Omaha (Triple-A) Pitcher of the Year:** Andrés Núñez (RHP)

**Northwest Arkansas (Double-A) Player of the Year:** Tyler Gentry (OF)  
**Northwest Arkansas (Double-A) Pitcher of the Year:** Drew Parrish (LHP)

**Quad Cities (High-A) Player of the Year:** Luca Tresh (C)  
**Quad Cities (High-A) Pitcher of the Year:** Emilio Márquez (LHP)

**Columbia (Single-A) Player of the Year:** Carter Jensen (C)  
**Columbia (Single-A) Pitcher of the Year:** Ben Kudrna (RHP)

**Surprise (Rookie) Player of the Year:** Roger Leyton (OF)  
**Surprise (Rookie) Pitcher of the Year:** Mauricio Veliz (RHP)

**Dominican (Rookie) Player of the Year:** Erick Torres (OF)  
**Dominican (Rookie) Pitcher of the Year:** Emmanuel Reyes (RHP)

**George Brett Award** (Organization's top position player): [Tyler Gentry \(QC/NWA\)](#)

**Paul Splittorff Award** (Organization's top pitcher): [Ben Kudrna \(COL\)](#)

**Frank White Award** (Organization's top defensive player): [Freddy Fermin \(OMA\)](#)

**Willie Wilson Award** (Top baserunner in the organization): [Tyler Tolbert \(QC\)](#)

**Mike Sweeney Award** (Player who best represents the organization on and off the field): [Carter Jensen \(COL\)](#)

**Dick Howser Award** (Outstanding player development employee): [Omar Ramirez](#)

**Matt Minker Award** (Outstanding Minor League affiliate employee): [Brad Shank \(COL\)](#)

**Art Stewart Award** (Organization's most outstanding scout): [Terry Wetzl](#)

**Carlos Fortuna Award** (Player dedicated to improving his English, work ethic and conduct): [Marcelo Martinez \(OMA\)](#)

# STORM CHASERS ALUMNI TO DEBUT WITH KANSAS CITY

## PLAYER (YEARS WITH OMAHA).... DEBUT WITH KANSAS CITY

Louis Coleman (2011-2015).....	April 21, 2011 vs. CLE
Eric Hosmer (2011, 2014).....	May 6, 2011 vs. OAK
Everett Teaford (2011-2013).....	May 17, 2011 vs. CLE
Danny Duffy (2011, 2013-2015).....	May 18, 2011 vs. TEX
Mike Moustakas (2011, 2014).....	June 10, 2011 at LAA
Manny Piña (2011, 2013).....	Aug. 3, 2011 vs. BAL
Johnny Giavotella (2011-2014).....	Aug. 5, 2011 vs. DET
Salvador Perez (2011-2012).....	Aug. 10, 2011 at TBR
Kelvin Herrera (2011, 2013).....	Sept. 21, 2011 vs. DET
Irving Falu (2011-2013, 2016).....	May 6, 2012 vs. NYY
Will Smith (2012-2013).....	May 23, 2012 at NYY
Clint Robinson (2011-2012).....	June 8, 2012 at PIT
Ryan Verdugo (2012-2014).....	July 17, 2012 vs. SEA
David Lough (2011-2013).....	Sept. 1, 2012 vs. MIN
Jake Odorizzi (2012).....	Sept. 23, 2012 vs. CLE
Donnie Joseph (2012-2014).....	July 11, 2013 at NYY
Yordano Ventura (2013, 2015).....	Sept. 17, 2013 vs. CLE
Chris Dwyer (2012-2015).....	Sept. 24, 2013 at SEA
Michael Mariot (2012-2015).....	April 11, 2014 at MIN
Justin Marks (2012-2014).....	April 20, 2014 vs. MIN
Aaron Brooks (2014-2015).....	May 3, 2014 vs. DET
Francisco Peña (2014-2015).....	May 20, 2014 vs. CWS
Wilking Rodríguez (2014).....	June 3, 2014 at STL
Christian Colón (2012-2016).....	July 1, 2014 at MIN
Terrance Gore (2014).....	Sept. 2, 2014 vs. TEX
Paulo Orlando (2011, 2013-2015).....	April 9, 2015 vs. CWS
Orlando Calixte (2015-2016).....	April 19, 2015 vs. OAK
Dusty Coleman (2015-2016).....	July 3, 2015 vs. MIN
Cheslor Cuthbert (2014-2016).....	July 7, 2015 vs. TBR (1)
Miguel Almonte (2015-2017).....	Sept. 1, 2015 vs. DET
Scott Alexander (2014-2016).....	Sept. 2, 2015 vs. DET
Whit Merrifield (2014-2016).....	May 18, 2016 vs. BOS
Brett Eibner (2014-2016).....	May 27, 2016 vs. CWS
Brooks Pounders (2016).....	July 5, 2016 at TOR
Kevin McCarthy (2016).....	Sept. 9, 2016 at CWS
Hunter Dozier (2016).....	Sept. 12, 2016 vs. OAK
Jakob Junis (2016-2017, 2021).....	April 12, 2017 vs. OAK
Jorge Bonifacio (2016-2017).....	April 21, 2017 at TEX
Eric Skoglund (2017).....	May 30, 2017 vs. DET
Ramón Torres (2016-2017).....	June 7, 2017 vs. HOU

## PLAYER (YEARS WITH OMAHA).... DEBUT WITH KANSAS CITY

Luke Farrell (2016-2017).....	July 1, 2017 vs. MIN
Cam Gallagher (2017).....	Aug. 2017 vs. SEA
Andrés Machado (2017).....	Sept. 2, 2017 at MIN
Eric Stout (2017-2018).....	April 25, 2018 vs. MIL
Trevor Oaks (2018).....	April 28, 2018 vs. CWS
Scott Barlow (2018).....	April 28, 2018 at BOS
Jason Adam (2014, 2018).....	May 5, 2018 at DET
Heath Fillmyer (2018).....	June 24, 2018 at HOU
Ryan O'Hearn (2017-2018, 2021).....	July 31, 2018 at CWS
Jake Newberry (2017-2018, 2021).....	Aug. 20, 2018 at TBR
Frank Schwindel (2017-2018).....	March 28, 2019 vs. CWS
Kyle Zimmer (2017, 2019).....	March 31, 2019 vs. CWS
Richard Lovelady (2018-2019, 2021).....	April 9, 2019 vs. SEA
Kelvin Gutierrez (2019, 2021).....	April 27, 2019 vs. LAA
Nicky Lopez (2018-2019).....	May 14, 2019 vs. TEX
Josh Staumont (2017-2019).....	June 25, 2019 vs. CLE
Bubba Starling (2016-2019, 2021).....	July 12, 2019 vs. DET
Nick Dini (2018-2019, 2021).....	August 7, 2019 at BOS
Gabe Speier (2019, 2021).....	Sept. 5, 2019 vs. DET
Erick Mejia (2019, 2021).....	Sept. 5, 2019 vs. DET
Foster Griffin (2019, 2021).....	July 27, 2020 at DET
Nick Heath (2019).....	July 30, 2020 at DET
Scott Blewett (2019, 2021).....	Sept. 18, 2020 at MIL
Sebastian Rivero (2019, 2021).....	May 8, 2021 vs. CWS
Jackson Kowar (2021).....	June 7, 2021 at LAA
Emmanuel Rivera (2021).....	June 28, 2021 at BOS
Dylan Coleman (2021).....	Sept. 21, 2021 at CLE
Angel Zerpa (2021).....	Sept. 30, 2021 vs. CLE
Bobby Witt Jr. (2021).....	April 7, 2022 vs. CLE
Collin Snider (2021-2022).....	April 9, 2022 vs. CLE
MJ Melendez (2021-2022).....	May 3, 2022 vs. STL
Brewer Hicklen (2022).....	May 26, 2022 @ MIN
Dairon Blanco (2021-2022).....	May 20, 2022 vs. MIN
Jose Cuas (2021-2022).....	May 31, 2022 @ CLE
Vinnie Pasquantino (2022).....	June 28, 2022 vs. TEX
Nick Pratto (2021-2022).....	July 14, 2022 @ TOR
Nate Eaton, (2022).....	July 14, 2022 @ TOR
Michael Massey (2022).....	July 15, 2022 @ TOR
Freddy Fermin (2021-2022).....	July 15, 2022 @ TOR
Drew Waters (2022).....	August 22, 2022 vs. CWS

## TOP PROSPECTS OF THE DECADE

Year	Player, Pos	2023 Org
2014	Kyle Zimmer, RHP	Royals
2015	Adalberto Mondesi, SS	Red Sox
2016	Adalberto Mondesi, SS *	Red Sox
2017	Josh Staumont, RHP *	Royals
2018	Nick Pratto, 1B	Royals
2019	Brady Singer, RHP	Royals
2020	Bobby Witt Jr., SS	Royals
2021	Bobby Witt Jr., SS *	Royals
2022	Bobby Witt Jr., SS	Royals
2023	Gavin Cross, OF	Royals

## TOP DRAFT PICKS OF THE DECADE

Year	Player, Pos	2023 Org
2013	Hunter Dozier, SS	Royals
2014	Brandon Finnegan, LHP	White Sox
2015	Ashe Russell, RHP	-
2016	A.J. Puckett, RHP (2 <sup>nd</sup> Round)	Braves
2017	Nick Pratto, 1B	Royals
2018	Brady Singer, RHP	Royals
2019	Bobby Witt Jr., SS	Royals
2020	Asa Lacy, LHP	Royals
2021	Frank Mozzicato, LHP	Royals
2022	Gavin Cross, OF	Royals

Rankings According to *Baseball America*

\* Indicates Top Prospect Spent Part of Season in Omaha

STORM CHASERS ORGANIZATION

2023 OMAHA STORM CHASERS

2022 SEASON IN REVIEW

PLAYER & COACH DATABASE

HISTORY & RECORDS

INTERNATIONAL LEAGUE

ROYALS ORGANIZATION

GENERAL INFORMATION





# GENERAL INFORMATION

2023 MEDIA GUIDE

# WERNER PARK



<b>Initial Agreement by Sarpy County/Omaha Royals LP</b> .....	March 17, 2009
<b>126th Street/Highway 370 Site Chosen</b> .....	June 1, 2009
<b>Groundbreaking Ceremony</b> .....	August 12, 2009
<b>Sod Planted at Ballpark</b> .....	September 15, 2010
<b>Werner Park Naming</b> .....	November 11, 2010
<b>First Game</b> .....	April 8, 2011
<i>Papillion-La Vista High School vs. Papillion-La Vista South High School</i>	
<b>First Storm Chasers Game</b> .....	April 16, 2011
<i>Nashville Sounds vs. Omaha Storm Chasers</i>	
<i>(originally scheduled for April 15, 2011, but postponed due to rain)</i>	
<b>Surface</b> .....	Natural Grass
<b>Number of Fixed Seats</b> .....	6,254
<b>Stadium Capacity</b> .....	9,023
<i>Leonard Management McDonald's Berm, Prairie Flower Casino Club, suites, ....</i>	
<i>and standing room only areas make up remainder of total ballpark capacity</i>	
<b>Number of Luxury Suites (capacity: 18 per suite)</b> .....	13
<i>George Brett Suite</i>	
<i>Omaha Steaks Field Level Suite (located in LF)</i>	
<b>Number of Concession Stands</b> .....	16
<b>Main Concession Stands</b> .....	5
<b>Portable Concession Stands</b> .....	11
<b>Dimensions</b>	
<b>Left Field</b> .....	310 feet
<b>Center Field</b> .....	402 feet
<b>Right Field</b> .....	315 feet
<b>Leonard Management Bullpens</b> .....	Behind CF, out of play

STORM CHASERS  
ORGANIZATION

2023 OMAHA  
STORM CHASERS

2022 SEASON  
IN REVIEW

PLAYER & COACH  
DATABASE

HISTORY &  
RECORDS

INTERNATIONAL  
LEAGUE

ROYALS  
ORGANIZATION

GENERAL  
INFORMATION

# BROADCAST INFORMATION

## RADIO

All 150 games of the Storm Chasers 2023 season can be heard on the Omaha Storm Chasers Baseball Network from Mixlr. Audio broadcasts will be streamed for free at [stormchasers.mixlr.com](https://stormchasers.mixlr.com) and the **Mixlr App**, which is available for download from Google Play or the Apple App Store, allowing fans to listen on the go.


Live audio of all 150 games, home and road will be available to listen to without needing to login, however fans are encouraged to create an account and follow the team, to be notified when the broadcast goes live. Recordings of all games will be archived immediately on the Storm Chasers' Mixlr page, which also features a schedule of upcoming games, in addition to a live chat feature that allows listeners to interact with the broadcast during the game.

Each broadcast will begin 20 minutes prior to first pitch with the Sarpy County Tourism Pregame Show and conclude with the City of Papillion Postgame Show.

## VIDEO STREAMING

All 150 Storm Chasers games, including all 75 home games, are available to stream live with a subscription on MiLB.TV. Fans can subscribe to MiLB.TV to watch live or on-demand on phones, tablets, or computers via the MiLB First Pitch app, available from Google Play or the Apple App Store.

## BROADCASTER



Nick Badders joined the Storm Chasers ahead of the 2023 season and enters his first season as the team's play-by-play broadcaster for all home and road games. 2022 marks Nick's seventh season on the air in professional baseball, his fourth in Minor League Baseball.

Prior to coming to Omaha, Nick spent the 2021 and 2022 seasons as the radio broadcaster for the Northwest Arkansas Naturals, the Double-A affiliate of the Kansas City Royals. With the Naturals, he broadcast all 140 games and hosting the club's pre- and post-game shows, while also overseeing Media Relations efforts and assisting with social media, graphic design and website management as needed.

He held similar roles with the Melbourne Aces (Australian Baseball League) from 2019 to 2021, the Elizabethton Twins (Advanced Rookie, Minnesota Twins) in 2019 and Sonoma Stompers (independent Pacific Association) in 2018.

In addition to his work on the air in Minor League Baseball, the Livermore, California native has called games for the Arkansas Razorbacks on SEC Network + and the Razorback Sports Network from Learfield. Nick began his broadcasting career at Arizona State University's Walter Cronkite School of Journalism and Mass Communication, where he called a variety of Sun Devil events for the Pac-12 Networks digital platform and Blaze Radio ASU, the student radio station, until he graduated in May of 2020. He helped launch coverage of ASU's women's club ice hockey team, calling play-by-play and organizing broadcast crews, also coordinating content production. When not calling games at Arizona State, he was a student photographer and shot nearly every sport on campus - from football to basketball, baseball, gymnastics and everything in between. He was recognized as the Cronkite School's 2019 *Greg Crowder Memorial Photojournalism Award* winner, awarded annually to the school's best student photojournalist each year.

An Omaha resident now, you can follow Nick on Twitter and Instagram at [@BadderUpSports](https://twitter.com/BadderUpSports), or Tiktok [@BadderUp](https://www.tiktok.com/@BadderUp) and reach him via e-mail at [NicholasB@OmahaStormChasers.com](mailto:NicholasB@OmahaStormChasers.com).

## FRANCHISE RADIO BROADCASTER HISTORY

**1970-1979:** Several voices passed through the broadcast booth in the early years of the Omaha Royals, including **Mark Holtz** (1970-71), **Bill Beck** (1974), **Ray Alloway** (1975-77) and **David Rosengard** (1978-79).

**1988-1997:** **Frank Adkisson** spent 10 years in the Royals broadcast booth, working with **Kevin Kasser** in 1993 and **Kevin McNabb** from 1994-97.

**1994-2010:** **Kevin McNabb** called Omaha Royals games for 17 seasons, teaming with **Frank Adkisson** until 1997 and **Mark Nasser** from 2001-10.

**2001-2019:** **Mark Nasser** called games in Omaha for 19 seasons, working with **Kevin McNabb** from 2001-10 and **Donny Baarns** from 2016-19.

**2016-2019:** **Donny Baarns** joins the Storm Chasers as a broadcaster, working alongside **Mark Nasser** for four seasons.

**2020-2022:** **Jake Eisenberg** is hired as the new "Voice of the Storm Chasers" in December 2019, as **Mark Nasser** transitions to a new role with the organization

**2023-Present:** **Nicholas Badders** is hired as the new "Voice of the Storm Chasers" in January 2023 as **Jake Eisenberg** joins the Kansas City Royals broadcast team.

# MEDIA INFORMATION & GUIDELINES

**Media Entry:** Enter the complex from 120th St., go west on Ballpark Way and use Entrance A. Media parking is available in Lot F3. The media entrance to the ballpark is located to the left of the ticket office and will call area. Media will be allowed into the ballpark no more than four hours prior to first pitch and must exit the ballpark no later than 90 minutes following the conclusion of any postgame interviews.

**Media Credentials:** Members of the media can request a full-season or daily credential by submitting the credential request form online at [milb.com/omaha/ballpark/media/media-information](http://milb.com/omaha/ballpark/media/media-information) or by emailing **Broadcast and Media Relations Manager Nicholas Badders** at [NicholasB@omahastormchasers.com](mailto:NicholasB@omahastormchasers.com). Daily credentials must be requested no later than 24 hours prior to first pitch of the game in question. Credential requests will be reviewed and issued based on available space and scheduling, and at the discretion of the Omaha Storm Chasers Media Relations Department. Press box access will only be granted to credentialed personnel. Media credentials are not transferrable. In order to be issued a credential, all media members must sign, date, and return the 2023 Terms and Conditions of Credentials for Professional Development League Events form prior to their first date of coverage. The form can be found online at [milb.com/omaha/ballpark/media/media-information](http://milb.com/omaha/ballpark/media/media-information) or by emailing **Broadcast and Media Relations Manager Nicholas Badders** at [NicholasB@omahastormchasers.com](mailto:NicholasB@omahastormchasers.com). While within Werner Park, credentialed personnel are subject to the policies, procedures, directions and/or supervision of the Omaha Storm Chasers, MLB PDL and/or the ballpark owner/operator or their designated agents, including, without limitation, policies and protocols regarding security, bags, and health and safety. By receiving a media credential, a media member agrees to observe all MLB, MiLB and Club rules; any applicable government orders in a local market; and other precautionary steps that are in place to preserve health and safety. Failure to comply with any health and safety initiatives will result in a revocation of credential.

**Other Acceptable Credentials:** The Omaha Storm Chasers will also honor credentials from the Kansas City Royals, Major League Baseball, Minor League Baseball, and the Baseball Writers' Association of America. Media members with these credentials must notify the Omaha Storm Chasers with the date(s) of their coverage no later than 24 hours before first pitch to allow for proper spacing in the Steve Pivovar Press Box.

**Credential Pickup:** Members of the media that have been issued a credential for that day's game will be notified and can pick up their credential from the Will Call window at Werner Park located to the left of the main gate upon arrival to the ballpark for the credentialed game. Those granted a full-season credential can pick up their credential prior to any scheduled home game.

**Gameday Documents:** Media members can digitally access daily game notes, Storm Chasers rosters, broadcast information, credential information, pregame interviews, game highlights, and the 2023 Omaha Storm Chasers Media Guide via the Storm Chasers Online Media Portal. To access the online media portal, visit [milb.com/omaha/ballpark/media](http://milb.com/omaha/ballpark/media). Limited printed copies of gameday documents will be made available. Please contact **Broadcast and Media Relations Manager Nicholas Badders** at [NicholasB@omahastormchasers.com](mailto:NicholasB@omahastormchasers.com) with any questions or issues. Content available on the Online Media Portal is the property of the Omaha Storm Chasers and may not be reproduced without the express written consent of the Omaha Storm Chasers. Media members which wish to be included in daily email communication of gameday documents and/or press releases can request to be added to the Storm Chasers media list.

**Restricted Areas:** Credentialed media members will not be permitted in Restricted Areas as designated by Major League Baseball, which for 2023 include clubhouses, locker rooms, training rooms, and weight rooms. Restricted areas are subject to change at the discretion of Major League Baseball.

**Photographers and Videographers:** Credentialed photographers and videographers will have access to dugout camera wells on the first and third base side of Werner Park. There will be no on-field access during play. Media members with a credential for photography or videography are granted a non-exclusive and non-transferable license to take photographs of Storm Chasers events for use in connection with news coverage of Storm Chasers events by credentialed entity.

**Interview Policy and Availability:** All interviews—including postgame interviews—with players, coaches, and other team personnel will be coordinated daily and/or upon request. Requests can be submitted to a member of the Omaha Storm Chasers Media Relations Department and will be granted at the discretion of the Omaha Storm Chasers Media Relations Department. Credentialed media who request an exclusive interview with a specific player or coach must do so at least 48 hours in advance. Interview requests do not guarantee availability. Starting pitchers will not be made available for pregame interviews the day of their start.

**Social Media/Live Streaming:** In accordance with Major League Baseball rules, unauthorized live streaming of in-game action via social media or any other platform is prohibited.

**Autographs:** The use of the credential for the purpose of obtaining autographs is strictly prohibited. Seeking or obtaining autographs from any player, personnel, public figure or other individual within or adjacent to the ballpark shall subject the bearer of said credential to the immediate and permanent revocation of their credential.

All policies and guidelines are subject to change at the discretion of the Omaha Storm Chasers and Major League Baseball.

## BATTING PRACTICE AND INFIELD TIMES

GAME TIME (CT)	HOME INFIELD	HOME BP	VISITOR BP	VISITOR INFIELD
11:05 a.m.	8:20-8:30 a.m.	8:30-9:15 a.m.	9:15-10:00 a.m.	10:00-10:10 a.m.
12:05 p.m.	9:15-9:30 a.m.	9:30-10:15 a.m.	10:15-11:00 a.m.	11:00-11:15 a.m.
2:05 p.m.	11:00-11:15 a.m.	11:15 a.m.-12:15 p.m.	12:15-1:00 p.m.	1:00-1:15 p.m.
5:05 p.m.	2:00-2:15 p.m.	2:15-3:15 p.m.	3:15-4:00 p.m.	4:00-4:15 p.m.
6:05 p.m.	3:00-3:15 p.m.	3:15-4:15 p.m.	4:15-5:00 p.m.	5:00-5:15 p.m.
6:35 p.m.	3:30-3:45 p.m.	3:45-4:45 p.m.	4:45-5:30 p.m.	5:30-5:45 p.m.
7:05 p.m.	4:00-4:15 p.m.	4:15-5:15 p.m.	5:15-6:00 p.m.	6:00-6:15 p.m.

STORM CHASERS ORGANIZATION

2023 OMAHA STORM CHASERS

2022 SEASON IN REVIEW

PLAYER & COACH DATABASE

HISTORY & RECORDS

INTERNATIONAL LEAGUE

ROYALS ORGANIZATION

GENERAL INFORMATION



BIG TOP TENT



GATE 2

ROYAL TREASURES



BOB GIBSON BLVD.



3RD BASE SUITES



OFFICE & WILL CALL

GATE 1

STORM TROOP TEAM STORE

SARPY COUNTY TOURISM

NO DOGS ALLOWED



VISITORS

Private Studio PARTY DECK, PRAIRIE FLOWER CLUB, GEORGE BRETT SUITE, CHI Health ROSENBLATT WAY

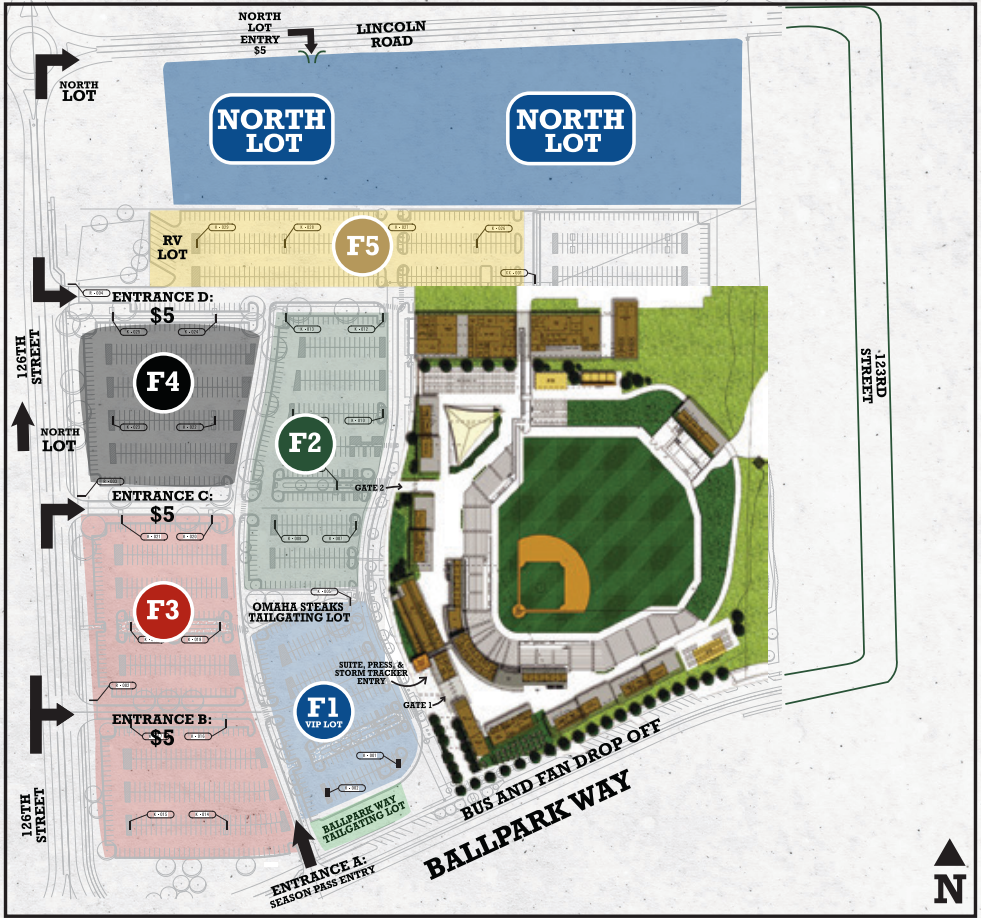


BALL PARK WAY PICNIC AREA



# BALLPARK SEATING MAP

- DIAMOND CLUB**  
STARTS AT \$29.00
- CLUB**  
STARTS AT \$24.00
- DUGOUT BOX**  
STARTS AT \$20.50
- 3RD BASE DRINK RAIL**  
STARTS AT \$20.50
- BASELINE BOX**  
STARTS AT \$15.00
- HOME RUN PORCH**  
STARTS AT \$11.00
- LEONARD MANAGEMENT BERM**  
STARTS AT \$10.00



## WERNER PARK PARKING LOTS

**ENTRANCE A: SEASON PASS/MEDIA**

**ENTRANCE B: \$5**

**ENTRANCE C: \$5**

**ENTRANCE D: \$5**

**NORTH LOT: \$5**

 **HANDICAPPED PARKING AVAILABLE IN ENTRANCES C AND D.**



# 2023 SCHEDULE

## MARCH / APRIL

SUN	MON	TUE	WED	THU	FRI	SAT
					31 IND 6:05	1 IND 12:35
2 IND 12:35		4 TOL 6:35	5 TOL 12:05	6 TOL 12:05	7 TOL 6:35	8 TOL 2:05
9 TOL 2:05		11 IOW 6:38	12 IOW 12:08	13 IOW 6:38	14 IOW 7:08	15 IOW 3:08
16 IOW 1:08		18 GWN 6:35	19 GWN 12:05	20 GWN 6:35	21 GWN 6:35	22 GWN 2:05
23 GWN 2:05		25 NAS 6:35	26 NAS 6:35	27 NAS 6:35	28 NAS 6:35	29 NAS 6:35
30 NAS 2:05						

## MAY

SUN	MON	TUE	WED	THU	FRI	SAT
		2 LOU 12:05	3 LOU 11:05	4 LOU 6:35	5 LOU 6:35	6 LOU 6:35
7 LOU 2:05		9 SWB 5:05	10 SWB 10:05	11 SWB 5:35	12 SWB 5:35	13 SWB 3:05
14 SWB 12:05		16 TOL 6:35	17 TOL 6:35	18 TOL 6:35	19 TOL 6:35	20 TOL 6:35
21 TOL 5:05		23 STP 11:07	24 STP 7:07	25 STP 7:07	26 STP 7:07	27 STP 7:07
28 STP 5:07		30 MEM 7:05	31 MEM 7:05			

## JUNE

SUN	MON	TUE	WED	THU	FRI	SAT
				1 MEM 7:05	2 MEM 7:05	3 MEM 7:05
4 MEM 5:05		6 IND 6:05	7 IND 12:35	8 IND 6:05	9 IND 6:05	10 IND 6:05
11 IND 12:35		13 COL 7:05	14 COL 12:05	15 COL 7:05	16 COL 7:05	17 COL 7:05
18 COL 2:05		20 ROC 5:45	21 ROC 12:05	22 ROC 5:45	23 ROC 5:45	24 ROC 5:45
25 ROC 12:05		27 IOW 12:05	28 IOW 7:05	29 IOW 7:05	30 IOW 7:05	

## JULY

SUN	MON	TUE	WED	THU	FRI	SAT
						1 IOW 7:05
2 IOW 2:05	3 IOW 7:05	4 GWN 6:05	5 GWN 6:05	6 GWN 6:05	7 GWN 6:05	8 GWN 5:05
9 GWN 12:05		11 IOW 6:38	12 IOW 12:08	13 IOW 6:38	14 IND 7:05	15 IND 7:05
16 IND 7:05		18 STP 12:05	19 STP 7:05	20 STP 7:05	21 STP 7:05	22 STP 7:05
18 IOW 5:05		23 STP 6:05	24 COL 11:05	25 COL 6:05	26 COL 6:05	27 COL 6:05
23 STP 6:05		29 COL 6:05	30 COL 3:05			

## AUGUST

SUN	MON	TUE	WED	THU	FRI	SAT
		1 LOU 5:35	2 LOU 6:35	3 LOU 5:35	4 LOU 6:15	5 LOU 6:15
6 LOU 12:05		8 IOW 7:05	9 IOW 7:05	10 IOW 7:05	11 IOW 7:05	12 IOW 5:35
13 IOW 5:05		15 TOL 5:35	16 TOL 5:35	17 TOL 5:35	18 TOL 6:05	19 TOL 6:05
20 TOL 3:05		22 STP 6:35	23 STP 6:35	24 STP 6:35	25 STP 6:35	26 STP 6:35
27 STP 2:05		29 LOU 6:35	30 LOU 6:35	31 LOU 6:35		

## SEPTEMBER

SUN	MON	TUE	WED	THU	FRI	SAT
					1 LOU 6:35	2 LOU 6:35
3 LOU 2:05		5 IOW 6:38	6 IOW 12:08	7 IOW 6:38	8 IOW 7:08	9 IOW 6:08
10 IOW 1:08		12 IND 12:05	13 IND 6:35	14 IND 6:35	15 IND 6:35	16 IND 5:35
17 IND 2:05		19 COL 5:15	20 COL 5:15	21 COL 5:35	22 COL 6:05	23 COL 12:05
24 COL 12:05						

ALL TIMES CENTRAL • SCHEDULE SUBJECT TO CHANGE

HOME

★ FIREWORKS

AWAY

OPPONENTS

COL - Columbus Clippers (CLE)  
GWN - Gwinnett Stripers (ATL)  
IND - Indianapolis Indians (PIT)  
IOW - Iowa Cubs (CHC)

LOU - Louisville Bats (CIN)  
MEM - Memphis Redbirds (STL)  
NAS - Nashville Sounds (MIL)  
ROC - Rochester Red Wings (WAS)

STP - St. Paul Saints (MIN)  
SWB - Scranton/Wilkes-Barre RailRiders (NYY)  
TOL - Toledo Mud Hens (DET)

