

2024

MEDIA GUIDE

RECORD BOOK



YOUR HOMETOWN TEAM

TABLE OF CONTENTS

IRONPIGS FRONT OFFICE DIRECTORY	2
COCA-COLA PARK	4
IRONPIGS UNIFORMS	5
2023 IRONPIGS GAME-BY-GAME RESULTS	6
2023 IRONPIGS SEASON IN REVIEW	8
2023 IRONPIGS STATISTICS	13
2024 IRONPIGS COACHING STAFF	15
2024 IRONPIGS PLAYER BIOS	18
RECORDS AGAINST INTERNATIONAL LEAGUE TEAMS	50
ALL-TIME IRONPIGS PLAYERS	53
ALL-TIME IRONPIGS NUMBERS	27
ALL-TIME OPENING DAY LINEUPS	60
TEAM RECORDS	61
INDIVIDUAL RECORDS	64
FRANCHISE LASTS	66
MISCELLANEOUS RECORDS	67
SINGLE SEASON INDIVIDUAL BATTING TOP-10s	70
CAREER BATTING RECORDS TOP-10s	71
SINGLE SEASON INDIVIDUAL PITCHING TOP-10s	72
CAREER PITCHING RECORDS TOP-10s	73
YEAR-BY-YEAR TEAM STATISTICS	74
INDIVIDUAL FIELDING RECORDS	81
IRONPIGS ALL-STARS HISTORY	82
IRONPIGS AWARDS HISTORY	83
GRAND SLAMS/PINCH-HIT HOME RUNS	84
FRANCHISE FIRSTS	85
10TH ANNIVERSARY TEAM	86
PHILLIES TRIPLE-A AFFILIATES, ALL-TIME	90
PRE-LEHIGH VALLEY YEAR-BY-YEAR STATS	91
FRANCHISE INDIVIDUAL RECORDS	93
ALL-TIME ALLENTOWN PRO BASEBALL TEAMS	96
ATTENDANCE RECORDS	97
IRONPIGS TV/RADIO NETWORKS/ALL-TIME BROADCAST TEAMS	98
MEDIA GUIDELINES	100

CREDITS AND ACKNOWLEDGEMENTS

THE 2024 LEHIGH VALLEY IRONPIGS MEDIA GUIDE & RECORD BOOK WAS RESEARCHED, WRITTEN AND EDITED BY SAM JELLINEK, WORKING ON THE BACK OF THE GROUNDWORK LAID BY PRIOR YEARS OF THE IRONPIGS BROADCASTING & MEDIA RELATIONS DEPARTMENTS. FRONT COVER DESIGNED BY ALEX SCHEMP. SPECIAL COURTESY AND THANKS TO THE PREVIOUS BROADCASTER AND MEDIA RELATIONS STAFFS OF THE IRONPIGS FOR THEIR DILLIGENT RECORD KEEPING THAT MAKES THIS ENDEAVOR POSSIBLE. SPECIAL THANKS TO THE PHILADELPHIA PHILLIES FOR PROVIDING PLAYER INFORMATION. PHOTOGRAPHS COURTESY OF CHERYLL PURSELL AND DIGITAL PHOTOGRAPHIC IMAGING, AND FRANK MITTMAN. PRINTING COURTESY OF NACCI PRINTING.

THE 2024 LEHIGH VALLEY IRONPIGS MEDIA GUIDE & RECORD BOOK WAS PUBLISHED ON MARCH 8, 2024 AND ALL INFORMATION IS CURRENT AS OF THAT DATE. ALL CONTENTS COPYRIGHT 2024 LEHIGH VALLEY IRONPIGS. ALL STATISTICS WERE PROVIDED BY MAJOR LEAGUE BASEBALL, ADVANCED MEDIA, THE INTERNATIONAL LEAGUE, AND THE IRONPIGS ARCHIVES. ALL RECORDS ARE CONSIDERED UNOFFICIAL.



FRONT OFFICE DIRECTORY

OWNERSHIP **CRAIG STEIN & JOE FINLEY**

MANAGEMENT

PRESIDENT & GENERAL MANAGER..... **KURT LANDES**

SENIOR VICE PRESIDENT **MICHELLE PERL**

ADMINISTRATIVE ASSISTANT **PAT GOLDEN**

FINANCE & HUMAN RESOURCES

DIRECTOR, FINANCE..... **ERIC HINKLE**

MANAGER, FINANCE **ALEXIS JUNGE**

MARKETING

VICE PRESIDENT, MARKETING & ENTERTAINMENT..... **MATTHEW BARI**

DIRECTOR, IRONPIGS CHARITIES **ANNE CULHANE**

DIRECTOR, MULTIMEDIA DESIGN & ENTERTAINMENT **KEVIN WHITEHEAD**

MANAGER, BROADCASTING & MEDIA RELATIONS **SAM JELLINEK**

MANAGER, MULTIMEDIA & DESIGN..... **ALEX SCHEMP**

MANAGER, DIGITAL MEDIA & COMMUNICATIONS..... **MORGAN WEINDEL**

MANAGER, COMMUNITY RELATIONS **AARON WEISBURG**

TICKET SALES

VICE PRESIDENT, TICKET SALES **ANDY BEUSTER**

SENIOR DIRECTOR, GROUP SALES **RYAN HINES**

DIRECTOR, TICKET OPERATIONS..... **COLLIN DEJONG**

DIRECTOR, MEMBERSHIPS..... **CHRIS DESPIRITO**

DIRECTOR, GROUP SALES **CHAD MAZEPA**

DIRECTOR, CORPORATE TICKET SALES **DANIEL STERENBERG**

MANAGER, GROUP SALES..... **NIKKI HOMANICK**

MANAGER, GROUP SALES **STEPHANIE KINSELLA**

MANAGER, CORPORATE TICKET SALES..... **CHASE ADAMS**

MANAGER, CORPORATE TICKET SALES..... **ELIAS ENGELHARDT**

MANAGER, CORPORATE TICKET SALES..... **JONATHAN SUMMERS**

MANAGER, MEMBERSHIPS **BRAEDEN KEITH**

MANAGER, MEMBERSHIPS **TAYLOR FENTON**

MANAGER, MEMBERSHIPS **GREG OPLINGER**

MANAGER, TICKET OPERATIONS & ANALYTICS..... **LOGAN KINGSLEY**

CORPORATE PARTNERSHIPS

VICE PRESIDENT, CORPORATE PARTNERSHIPS..... **STEVE PELLE**

DIRECTOR, CORPORATE PARTNERSHIPS..... **JORDAN PERRINE**

MANAGER, CORPORATE PARTNERSHIPS **RYAN DAVEY**

MANAGER, CORPORATE PARTNERSHIPS **SEAN BOWDEN**

MANAGER, SPONSORSHIP SERVICES **PETER SCHIFFERT**

SPECIAL EVENTS

DIRECTOR, SPECIAL EVENTS **ALLISON VALENTINE**

MERCHANDISE

DIRECTOR, MERCHANDISE..... **MIKE LUCIANO**

FOOD & BEVERAGE

VICE PRESIDENT, FOOD & BEVERAGE..... **ALEX RIVERA**

DIRECTOR, CONCESSIONS..... **BROCK HARTRANFT**

SENIOR MANAGER, CATERING & HOSPITALITY **KELLY HULSE**

FRONT OFFICE DIRECTORY

EXECUTIVE CHEF.....	ALESASANDRO BUCCINO
FIELD & OPERATIONS	
VICE PRESIDENT, STADIUM OPERATIONS.....	JASON KIESEL
DIRECTOR, FIELD OPERATIONS.....	ANDY GOSSEL
MANAGER, FIELD OPERATIONS	MIKE CONRAD
MANAGER, STADIUM OPERATIONS	SAMMY AVALOS
MANAGER, STADIUM OPERATIONS	TYLER HARRIG
MANAGER, STADIUM OPERATIONS	ANDY BEATON

LEHIGH VALLEY IRONPIGS ORGANIZATIONAL AWARDS

- (2008) ORGANIZATION OF THE YEAR AS PRESENTED BY BALLPARK DIGEST
- (2008) TOURISM AWARD AS PRESENTED BY THE LEHIGH VALLEY CONVENTIONS AND VISITORS BUREAU
- (2009) BUSINESS OF THE YEAR BY THE GREATER LEHIGH VALLEY CHAMBER OF COMMERCE
- (2009) IRONPIGS GENERAL MANAGER KURT LANDES NAMED INTERNATIONAL LEAGUE EXECUTIVE OF THE YEAR
- (2010) IRONPIGS GENERAL MANAGER KURT LANDES RENAMED INTERNATIONAL LEAGUE EXECUTIVE OF THE YEAR
- (2011) GOLDEN BOBBLEHEAD AWARD: BEST NON-GAME DAY EVENT
- (2011) KURT LANDES AND RYNE SANDBERG NAMED THE MORNING CALL'S CO-SPORTS PERSONALITIES OF THE YEAR.
- (2012) COCA-COLA PARK NAMED "BEST BALLPARK IN TRIPLE-A BASEBALL" BY STADIUM JOURNEY.
- (2012) HIGHEST ATTENDANCE IN ALL OF MINOR LEAGUE BASEBALL (622,421)
- (2012) HIGHEST PER-GAME AVERAGE ATTENDANCE IN ALL OF MINOR LEAGUE BASEBALL (9,153)
- (2013) MINOR LEAGUE BASEBALL'S PROMOTION OF THE MONTH IN APRIL FOR URINAL GAMING SYSTEM
- (2013) PROMOTION OF THE YEAR AS PRESENTED BY BASEBALL DIGEST FOR URINAL GAMING SYSTEM, FUNERAL GIVEAWAY AND FOAM FINGER GIVEAWAY ON PROSTATE CANCER AWARENESS NIGHT
- (2015) NAMED AMONG "TOP WORKPLACES" IN THE LEHIGH VALLEY BY THE MORNING CALL.
- (2016) GOLDEN BOBBLEHEAD AWARD: BEST THEME NIGHT
- (2017) PROMOTION OF THE YEAR AS PRESENTED BY BASEBALL DIGEST FOR BACON VS. TACOS
- (2018) GOLDEN BOBBLEHEAD AWARDS: BEST DIGITAL CAMPAIGN AND BEST OVERALL PROMOTION
- (2019) LARRY MACPHAIL AWARD FOR BEST OVERALL PROMOTIONAL EFFORTS IN ALL OF MINOR LEAGUE BASEBALL
- (2023) TOP AVERAGE (7,990) AND TOTAL (567,322) ATTENDANCE IN MiLB

COCA COLA PARK



Coca-Cola Park has been the home of the IronPigs since the team's inception in 2008. The park hosts not only IronPigs home contests, but a number of special events and community gatherings.

The IronPigs are Minor League Baseball's per-game attendance leader since the team's inception in 2008, averaging more than 8,500 fans per contest in the ballpark's 15-year history.

"Our 'Hog Wild' fan base has earned the title of 'Best Fans in Minor League Baseball' through their longstanding support of the IronPigs each and every year," exclaimed IronPigs President & General Manager Kurt Landes. "We are raising the bar in order to continually provide our fans with the best and most affordable family-friendly entertainment experience in the Lehigh Valley and beyond."

Since 2008, the IronPigs have drawn 8,763,346 fans to Coca-Cola Park and averaged 8,550 per game - a number that drastically exceeds Coca-Cola Park's fixed seating capacity of 8,089. Every seat in the ballpark has been sold for 618 of the 1,092 (56%) all-time regular season games with 241 all-time capacity crowds.

The IronPigs strive to constantly create a better guest experience at Coca-Cola Park, adding features like the Tiki Terrace & Oasis in 2012, Hot Corner and Bacon Strip in 2013, Pig Pen in left field in front of the bullpens in 2015, an expansive team suite and new-look club level in 2016, Minor League Baseball's largest 16:9 video board in 2017 and both an updated KidsZone and new and improved PNC Club Level in 2018.

Coca-Cola Park has been among the most progressive venues in professional sports since its highly-acclaimed debut in 2008, receiving numerous honors and distinctions, including Ballpark Digest's "Ballpark of the Year" award and "Best Game Operations and Presentation" award as chosen by gameops.com. It has also drawn rave reviews for its intimacy, fan-friendly atmosphere and architectural design. Furthermore, FoxNews.com ranked Lehigh Valley IronPigs fans as the best fans in all of Minor League Baseball.

Coca-Cola Park Quick Facts

Dimensions:

Left field: 323 ft (98 m)
Left-center field: 374 ft (114 m)
Deep left-center: 387 ft (118 m)
Left of center field: 409 ft (125 m)
Center field: 400 ft (120 m)
Right of center field: 398 ft (121 m)
Right-center field: 369 ft (112 m)
Right field: 325 ft (99 m)

Capacity: 10,178 (8,278 seats)

Surface: Kentucky Bluegrass

Broke Ground: September 6, 2006

Opened: March 30, 2008

Architect: Populous

Structural Engineer: Brinjac Engineering

Services: Brinjac Engineering

- (2008) Ballpark of the Year as presented by Ballpark Digest
- (2008) Project of the Year award as presented to Coca-Cola Park by The March of Dimes Commercial and Industrial Real Estate Awards Committee
- (2010) Highest per-game average attendance in all of Minor League Baseball (9,227)
- (2011) Highest attendance in all of Minor League Baseball (628,925)
- (2011) Highest per-game average attendance in all of Minor League Baseball (9,249)
- (2012) Spirit of Volunteerism Award presented by the Volunteer Center of the Lehigh Valley
- (2012) Morning Call's Reader's Choice Award: Best Sporting Event Venue
- (2015) Ballpark Digest names Coca-Cola Park #1 ballpark in Triple-A in advance of on-line voting contest.
- (2016) Longest active streak of 600,000 or more fans in MiLB
- (2017) Coca-Cola Park celebrates 6 million fans at IronPigs games
- (2018) Named one of top 3 ballparks in all of MiLB per Baseball America
- (2019) Morning Call Reader's Choice Award: Best Sporting Event Venue
- (2023) Top average (7,990) and total (567,322) attendance in MiLB



HOME

A timeless classic. The IronPigs have worn various home whites since their inception and this version is the finest to grace the field at Coca-Cola Park. The all-white base features red trim and a storm-grey "IronPigs" secured across the chest by steel rivets. This look is frequently topped by a blue cap.



FRIDAY

The IronPigs created the "Gold Standard" uniforms to pay tribute to IronPigs fans whose support has allowed for the organization's numerous successes since the franchise's inception in 2008. The gold base features "IronPigs" across the chest in metallic gold with black trim. The sleeve features a black stripe with a "Gold Standard" patch, featuring five stars, representing the top rating of the IronPigs and their fans.



SATURDAY

Saturdays are for the Lehigh Valley! The Pennsylvania Dutch and Hex-inspired uniforms features a navy base with red brick piping up the front and at the end of the sleeve with a font inspired by PA Dutch iconography and calligraphy. The sleeve features the IronPigs' very own hex symbol representing the four areas that make up the Lehigh Valley: a pig (representing the IronPigs and Coca-Cola Park), the Easton circle/square (representing Easton's iconic downtown), a strawberry (representing Hess's Strawberry pies and Allentown's history), and the Moravian Star (representing Bethlehem's cultural history).



SUNDAY

The newly redesigned home Sunday Phillies-themed jerseys incorporates the style and colorways of the Phillies jerseys of the 1970's and 80's. The IronPigs have utilized their Sunday home jerseys to pay tribute to the Phillies ever since their first jersey re-design in 2014. The set includes a burgundy base jersey with IronPigs written across the front in the Phillies font of that era, even complete with the baseball encircled 'P' for Pigs. A powder blue star dots the 'I' as well. The hat is the classic primary logo of the IronPigs with a burgundy base and the IronPig head logo in powder blue, accented by the burgundy.

2023 IRONPIGS GAME-BY-GAME RESULTS

#	DATE	OPP	W/L	SCORE	REC	PLACE	G +/-	WINNER	LOSER	SAVE	TIME	ATT
#1	3/31	@ROC	W	8-7 (10)	1-0	t-1st	--	Moore (1-0)	Liranzo (0-1)	--	3:17	4,791
MARCH												
#2	4/1	@ROC	W	2-1	2-0	t-1st	--	Pitching: 2.93 AVG, 3 HR	Pitching: 5.40 ERA, 9 K			
	4/2	@ROC	CANCELLED; INCLEMENT WEATHER & UNPLAYABLE FIELD CONDITIONS									
#3	4/4	SWB	W	5-3	3-0	t-1st	--	Jewell (1-0)	Gomez (0-1)	Ortiz (1)	2:32	8,305
#4	4/5	SWB	L	7-4	3-1	t-3rd	0.5	McGarity (1-0)	McArthur (0-1)	Weissert (2)	2:54	5,667
#5	4/6	SWB	L	4-2	3-2	t-4th	1.5	Krook (1-1)	Hoffman (0-1)	Ramirez (1)	2:21	4,427
#6	4/7	SWB	L	6-5	3-3	t-9th	2.0	McGarity (2-0)	Marte (0-1)	Weissert (3)	3:00	5,791
#7	4/8g1	SWB	W	3-0	4-3	--	--	Zeuch (1-0)	Spence (0-1)	Hernandez (1)	1:44	5,775
#8	4/8g2	SWB	L	7-5	4-4	t-11th	3.0	Garcia (1-0)	Crouse (0-1)	Norwood (1)	2:12	5,559
#9	4/11	@DUR	W	6-4	5-4	t-7th	2.0	Skirrow (1-0)	Rodriguez (1-1)	Cobb (2)	2:40	7,286
#10	4/12	@DUR	L	5-3	5-5	t-11th	2.0	McKendry (1-0)	McArthur (0-2)	Hembree (1)	2:33	4,580
#11	4/13	@DUR	L	4-3	5-6	t-12th	3.0	Heller (1-0)	Hernandez (0-1)	Muller (1)	2:20	5,728
#12	4/14	@DUR	L	4-3	5-7	t-14th	3.5	Patino (1-2)	Plassmeyer (0-1)	Hembree (2)	2:32	5,898
#13	4/15	@DUR	L	8-6	5-8	t-16th	4.0	Brigden (1-1)	Zeuch (1-1)	Perez (1)	2:22	7,988
#14	4/16	@DUR	L	4-3	5-9	t-17th	5.0	Hembree (1-1)	Cobb (0-1)	--	2:15	5,552
#15	4/18	WOR	L	6-2	5-10	t-17th	5.0	Politi (2-0)	Hoffman (0-2)	--	2:24	4,288
#16	4/19	WOR	W	12-10	6-10	t-17th	5.5	Hernandez (1-1)	Paxton (0-2)	--	3:11	5,373
#17	4/20	WOR	L	7-4	6-11	t-16th	6.5	Murphy (1-1)	Allgeyer (0-1)	--	2:46	5,570
#18	4/21	WOR	W	4-3 (11)	7-11	t-15th	6.5	Cobb (1-1)	Gudino (1-3)	--	2:50	9,098
#19	4/23g1	WOR	W	5-3	8-11	--	--	Crouse (1-1)	Walter (0-2)	Morales (1)	2:07	9,401
#20	4/23g2	WOR	W	9-3	9-11	11th	6.0	Moore (2-0)	Mata (0-2)	--	2:21	9,401
#21	4/25	@JAX	W	6-2	10-11	11th	5.5	Skirrow (2-0)	Walters (0-1)	--	2:31	4,309
#22	4/26	@JAX	W	2-0	11-11	9th	5.5	Uelmen (1-0)	Bolanos (0-1)	Morales (2)	2:50	2,553
#23	4/27	@JAX	L	6-1 (8)	11-12	t-10th	5.5	Rose (1-0)	Plassmeyer (0-2)	--	2:36	2,783
#24	4/28	@JAX	W	11-4	12-12	9th	5.0	Walker (2-0)	Gonzalez (2-2)	--	2:35	5,169
#25	4/29	@JAX	L	8-1	12-13	10th	6.0	Lindgren (2-1)	Zeuch (1-2)	--	2:35	5,598
#26	4/30	@JAX	L	5-1	12-14	t-10th	7.0	Nolin (1-0)	Sanchez (0-1)	Maldonado (2)	2:43	4,498
APRIL												
				(11-14)				Batting: .256 AVG, 24 HR			Pitching: 4.66 ERA, 236 K	
#27	5/2	@SYR	W	9-7	13-14	t-10th	7.0	Plassmeyer (1-2)	Orze (1-1)	Cruz (1)	3:05	2,030
#28	5/4	@SYR	W	6-4	14-14	t-8th	7.5	Skirrow (3-0)	Peterson (0-1)	Uelmen (1)	2:48	3,261
#29	5/5	@SYR	L	10-9 (11)	14-15	11th	7.5	Santana (1-0)	Crouse (1-2)	--	3:54	3,922
#30	5/6g1	@SYR	W	5-1	15-15	--	--	Zeuch (2-2)	Rossman (1-2)	--	1:51	--
#31	5/6g2	@SYR	W	4-0	16-15	10th	7.0	Bowden (1-0)	Griffin (1-1)	--	1:54	4,106
#32	5/7	@SYR	W	8-4	17-15	t-7th	7.0	Suarez (1-0)	Mejia (1-3)	--	2:23	5,556
#33	5/9	MEM	L	6-3	17-16	9th	8.0	McGreevy (2-0)	Plassmeyer (1-3)	--	2:43	10,100
#34	5/10	MEM	W	8-4	18-16	t-6th	7.0	Skirrow (4-0)	Parsons (0-1)	--	2:45	5,987
#35	5/11	MEM	L	8-6	18-17	t-7th	8.0	Whitley (1-1)	Sanchez (0-2)	Walsh (1)	2:54	7,371
#36	5/12	MEM	L	7-4	18-18	t-9th	9.0	Liberatore (4-1)	Crouse (1-3)	Zuniga (4)	2:56	10,100
#37	5/13	MEM	L	5-3	18-19	t-10th	10.0	Walsh (1-0)	Jewell (1-1)	Loutos (1)	3:11	10,100
#38	5/14	MEM	W	12-11 (11)	19-19	9th	9.0	Walker (3-0)	Suarez (3-1)	--	3:52	7,677
#39	5/16	@WOR	L	9-4	19-20	t-10th	10.0	Crawford (1-0)	Skirrow (4-1)	--	2:22	5,054
#40	5/17	@WOR	W	10-3 (10)	20-20	t-7th	10.0	Marte (1-1)	Shugart (1-1)	--	2:59	5,362
#41	5/18	@WOR	L	10-9	20-21	t-9th	10.0	Bernardino (1-0)	Morales (0-1)	Politi (3)	2:47	5,278
#42	5/19	@WOR	L	9-8 (10)	20-22	t-12th	10.0	Ort (1-1)	Moore (2-1)	--	3:27	7,980
#43	5/21g1	@WOR	L	5-4 (8)	20-23	--	--	Politi (5-1)	Uelmen (1-1)	--	2:11	--
#44	5/21g2	@WOR	W	12-6	21-23	t-12th	10.0	Falder (1-0)	Murphy (1-2)	--	2:15	7,422
#45	5/23	BUF	W	6-3	22-23	t-10th	10.0	Sanchez (1-2)	Bard (2-1)	Ortiz (2)	2:35	10,100
#46	5/24	BUF	W	11-9	23-23	t-8th	10.0	Bellatti (1-0)	Jackson (0-2)	--	3:11	6,198
#47	5/25	BUF	L	12-2	23-24	10th	10.0	Zulueta (1-2)	Head (0-1)	--	2:49	7,189
#48	5/26	BUF	W	7-3	24-24	t-9th	10.0	Falder (2-0)	Thompson (1-4)	--	2:28	10,100
#49	5/27	BUF	L	14-9	24-25	11th	11.0	Fry (3-0)	Cruz (0-1)	--	3:08	10,100
#50	5/28	BUF	W	7-3	25-25	t-8th	10.0	Sanchez (2-2)	Jackson (0-3)	--	2:43	10,100
#51	5/30	SWB	L	4-1	25-26	t-10th	11.0	Tully (5-1)	Plassmeyer (1-4)	Weissert (5)	2:32	5,545
#52	5/31	SWB	L	7-5 (10)	25-27	t-11th	11.5	Bowman (2-0)	Uelmen (1-2)	--	2:49	6,060
MAY												
				(13-13)				Batting: .268 AVG, 41 HR			Pitching: 5.97 ERA, 211 K	
#53	6/1	SWB	W	5-3	26-27	10th	11.5	Walker (4-0)	Norwood (0-3)	Vines (1)	2:25	6,725
#54	6/2	SWB	W	6-3	27-27	t-8th	10.5	Skirrow (5-1)	Vasquez (1-6)	Bowden (1)	2:38	9,789
#55	6/3	SWB	W	8-6	28-27	t-8th	10.5	Alvarado (1-0)	Warren (2-2)	Barnes (1)	3:05	10,100
#56	6/4	SWB	W	8-7	29-27	8th	10.5	Ortiz (1-0)	Garcia (1-1)	--	2:48	9,845
#57	6/8	@SYR	L	5-2	29-28	t-7th	11.5	Lucchesi (4-1)	Skirrow (5-2)	Walker (1)	2:30	3,826
#58	6/9	@SYR	W	9-6	30-28	7th	11.5	Cobb (2-1)	Reyes (0-2)	Bowden (2)	2:46	5,623
#59	6/10g1	@SYR	W	5-1	31-28	--	--	Sanchez (3-2)	Butto (1-2)	--	2:02	--
#60	6/10g2	@SYR	W	8-5	32-28	7th	10.5	Cruz (1-1)	Santana (1-1)	Bellatti (1)	2:13	9,229
#61	6/11	@SYR	L	13-8	32-29	7th	10.5	Parsons (1-0)	Brogdon (0-1)	--	2:57	5,569
#62	6/13	TOL	L	8-7	32-30	7th	11.5	Wisler (4-0)	Vines (0-1)	Clay (1)	2:41	7,002
#63	6/14	TOL	W	8-0	33-30	t-6th	10.5	Skirrow (6-2)	Logue (1-5)	--	2:38	7,772
#64	6/15	TOL	L	4-3 (12)	33-31	8th	11.5	Zabala (3-1)	Cruz (1-2)	Wisler (2)	3:23	7,707
#65	6/16	TOL	L	5-1	33-32	8th	12.0	Clay (1-2)	Zeuch (2-3)	Hanifee (1)	2:48	8,795
#66	6/17	TOL	L	9-5	33-33	t-9th	11.5	Hill (2-1)	Hutchison (2-3)	Henderson (1)	3:07	10,100
#67	6/18	TOL	W	4-2	34-33	t-9th	10.5	Walker (5-0)	Zabala (3-2)	Bowden (3)	2:34	10,100
#68	6/20	@WOR	L	7-5	34-34	10th	11.0	Denlinger (1-0)	Vines (0-2)	Nail (1)	2:44	6,054
#69	6/21	@WOR	L	5-0	34-35	10th	12.0	Barraclough (1-0)	Nelson (0-1)	--	2:19	6,876
#70	6/22	@WOR	W	7-3	35-35	10th	11.5	Brogdon (1-1)	Broadway (1-1)	--	2:35	5,872
#71	6/23	@WOR	W	7-6	36-35	t-9th	10.5	Cruz (2-2)	Gomez (0-1)	Bellatti (2)	3:16	8,036
#72	6/24	@WOR	L	8-7	36-36	10th	11.5	Mosqueda (2-1)	Walker (5-1)	Politi (6)	3:01	8,080
#73	6/25	@WOR	L	9-2	36-37	10th	11.5	Shugart (2-1)	Skirrow (6-3)	--	2:41	7,502
#74	6/28	ROC	L	7-6	36-38	t-12th	1.0	Moreno (4-4)	Bowden (1-1)	--	2:50	8,155
#75	6/29	ROC	W	12-3	37-38	t-7th	1.0	Zeuch (3-3)	Urena (0-2)	--	2:24	7,034
#76	6/30	ROC	L	5-4	37-39	t-11th	2.0	Moreno (5-4)	Vines (0-3)	--	2:56	8,665
JUNE												
				(12-12)				Batting: .272 AVG, 33 HR			Pitching: 5.30 ERA, 193 K	
#77	7/1	ROC	W	6-4	38-39	t-9th	2.0	Bowden (2-1)	Danish (0-2)	--	3:05	9,705
#78	7/3	ROC	W	13-4	39-39	--	--	Skirrow (7-3)	Peralta (2-6)	--	2:12	--
#79	7/3	ROC	L	5-4	39-40	t-9th	3.0	Espino (4-2)	Cruz (2-3)	Moreno (3)	2:22	10,100
#80	7/4	@SWB	W	5-4	40-40	t-8th	2.0	Barnes (1-0)	Gomez (0-4)	Bellatti (3)	3:18	10,000
#81	7/5	@SWB	L	14-0	40-41	t-11th	2.0	Warren (4-3)	Zeuch (3-4)	--	2:36	4,644

2023 IRONPIGS GAME-BY-GAME RESULTS

	DATE	OPP	W/L	SCORE	REC	PLACE	G +/-	WINNER	LOSER	SAVE	TIME	ATT
#82	7/6	@SWB	L	18-2	40-42	t-13th	3.0	Spence (7-4)	Hutchison (2-4)	--	2:42	4,806
#83	7/7	@SWB	L	9-8 (10)	40-43	t-13th	3.5	Weissert (3-2)	Bowden (2-2)	--	3:30	5,436
#84	7/8	@SWB	W	6-1	41-43	13th	3.5	Nelson (1-1)	Tully (5-3)	--	2:22	5,422
#85	7/14	CLT	W	8-0	42-43	t-12th	2.5	Nelson (2-1)	Davila (2-5)	--	2:27	9,498
#86	7/15	CLT	W	4-0	43-43	t-10th	2.5	Hutchison (1-2)	Peralta (3-4)	Skirrow (1)	2:22	10,100
#87	7/16	CLT	W	7-1	44-43	t-7th	2.0	Bowden (3-2)	Holmes (2)	--	2:43	6,788
#88	7/18	@TOL	W	4-3	45-43	t-6th	1.0	Ortiz (2-0)	Wisler (4-2)	--	2:23	6,287
#89	7/19	@TOL	W	5-1	46-43	t-4th	1.0	Nelson (3-1)	O'Loughlin (1-3)	--	2:32	5,104
#90	7/20	@TOL	W	9-2	47-43	3rd	1.0	Bowden (4-2)	Diaz (1-4)	--	2:49	6,223
#91	7/21	@TOL	L	4-2	47-44	t-4th	1.5	Wentz (1-1)	Morales (0-2)	Wingenter (1)	2:37	9,079
#92	7/22	@TOL	W	7-5	48-44	t-2nd	1.0	Song (1-0)	Gipson-Long (0-1)	--	2:18	11,218
#93	7/23	@TOL	W	6-2	49-44	t-1st	--	Zeuch (4-4)	Goudeau (1-5)	--	2:37	9,106
#94	7/25	SYR	L	10-3 (6)	49-45	t-3rd	0.5	Reyes (1-2)	Nelson (3-2)	--	1:49	7,887
#95	7/26	SYR	W	14-11	50-45	t-2nd	0.5	Ortiz (3-0)	Butto (2-5)	Brogdon (1)		
#96	7/27	SYR	L	9-6	50-46	--	--	Lavender (3-2)	Zarbnisky (0-1)	Santana (1)	3:16	7,502
#97	7/28	SYR	L	6-3 (7)	50-47	t-4th	1.0	Curtiss (1-2)	Falter (2-1)	Reid-Foley (1)	2:19	8,759
#98	7/29	SYR	W	4-3	51-47	3rd	1.0	Lehman (1-0)	Walker (2-2)	McKay (1)	2:36	9,011
#99	7/30	SYR	W	3-2	52-47	2nd	1.0	Bowden (5-2)	Clenney (0-1)	Bellatti (4)	2:36	7,770
JULY												
				(15-8)			Batting: .263 AVG, 31 HR			Pitching: 5.07 ERA, 188 K		
#100	8/1	BUF	W	10-7	53-47	t-1st	--	Zarbnisky (1-1)	Fry (3-1)	--	3:00	7,883
#101	8/2	BUF	L	6-3	53-48	2nd	1.0	Schultz (2-3)	Phillips (0-1)	--	2:49	7,307
#102	8/3	BUF	W	7-1	54-48	t-1st	--	Hutchison (4-4)	Bash (2-1)	--	2:17	6,822
#103	8/4	BUF	L	7-6	54-49	t-2nd	1.0	Parsons (4-2)	Skirrow (7-4)	Wick (1)	2:55	9,007
#104	8/5	BUF	W	5-4	55-49	t-2nd	0.5	Nelson (4-2)	Robbins (0-1)	Bowden (1)	2:33	10,100
#105	8/6	BUF	W	6-4	56-49	1st	+0.5	Anderson (1-0)	Zulueta (2-4)	Ortiz (3)	2:51	7,409
#106	8/8	@ROC	L	8-7	56-50	t-1st	--	Mengden (2-1)	McKay (0-1)	--	3:09	5,974
#107	8/9	@ROC	W	14-13	57-50	t-1st	--	Skirrow (8-4)	Troop (0-1)	Bowden (5)	3:29	6,334
#108	8/10	@ROC	W	17-6	58-50	1st	+0.5	Hutchison (5-4)	Munoz (2-4)	--	3:04	4,866
#109	8/11	@ROC	W	8-2	59-50	1st	+1.0	Nelson (5-2)	Peralta (3-7)	--	2:27	8,783
#110	8/12	@ROC	L	4-1	59-51	t-1st	--	Rutledge (2-1)	Anderson (1-1)	--	2:28	6,674
#111	8/13	@ROC	W	9-7 (10)	60-51	t-1st	--	McKay (1-1)	Troop (0-2)	--	3:27	5,602
#112	8/15	JAX	L	11-5	60-52	t-1st	--	Castano (3-0)	McGarry (0-1)	--	3:02	6,892
#113	8/16	JAX	W	4-3	61-52	t-1st	--	Marte (2-1)	Hartlieb (2-4)	--	2:26	7,391
#114	8/17	JAX	W	2-1	62-52	1st	+0.5	Nelson (6-2)	Cabrera (2-1)	McKay (1)	2:23	6,905
#115	8/18	JAX	W	12-6	63-52	1st	+0.5	Anderson (2-1)	Smeltzer (4-8)	--	3:04	9,509
#116	8/19	JAX	W	4-1	64-52	1st	+0.5	McKay (2-1)	Roberts (1-1)	Marte (1)	2:13	10,100
#117	8/20	JAX	L	7-4	64-53	1st	+0.5	Castillo (1-1)	Schulze (0-1)	Maldonado (6)	2:46	8,688
#118	8/22	@SWB	L	14-1	64-54	1st	+0.5	Maciejewski (3-0)	Hutchison (3-3)	--	3:05	4,727
#119	8/23g1	@SWB	L	4-3 (8)	64-55	--	--	Misiewicz (2-1)	McKay (2-2)	--	2:02	--
#120	8/23g2	@SWB	W	6-0	65-55	1st	+0.5	Zarbnisky (2-0)	McAllister (1-1)	Ortiz (4)	2:02	4,757
#121	8/25	@SWB	L	6-5	65-56	t-1st	--	Weissert (5-3)	McKay (2-3)	--	3:04	4,898
#122	8/26g1	@SWB	L	7-4	65-57	--	--	Warren (6-4)	Anderson (2-2)	--	2:02	--
#123	8/26g2	@SWB	L	6-3	65-58	t-2nd	1.5	Misiewicz (3-1)	McGarry (0-2)	--	2:00	7,988
#124	8/27	@SWB	L	6-4	65-59	t-4th	2.5	Ramirez (1-0)	Walker (5-2)	Weissert (10)	2:31	4,957
#125	8/29	SYR	W	9-8	66-59	t-3rd	1.5	Marte (3-1)	Hartwig (4-3)	--	3:13	6,059
#126	8/30	SYR	W	5-3	67-59	t-3rd	0.5	Hutchison (4-3)	Lucchesi (6-5)	Ortiz (5)	2:44	5,859
#127	8/31	SYR	W	9-8 (10)	68-59	t-1st	--	Walker (6-2)	Jay (0-1)	--	3:00	7,259
AUGUST												
				(16-12)			Batting: .263 AVG, 56 HR			Pitching: 5.36 ERA, 198 K		
#128	9/1	SYR	W	5-1	69-59	t-1st	--	Anderson (3-2)	Vasil (3-3)	--	2:22	8,321
#129	9/2	SYR	W	14-6	70-59	t-1st	--	Plassmeyer (2-4)	Griffin (2-5)	--	2:42	9,685
#130	9/3	SYR	W	9-2	71-59	t-1st	--	Nelson (7-2)	Jarvis (0-3)	--	2:40	9,459
#131	9/5	@BUF	L	12-4	71-60	t-2nd	1.0	Bash (3-1)	Zeuch (4-5)	--	2:30	4,221
#132	9/6	@BUF	W	8-5 (11)	72-60	2nd	1.0	Bowden (6-2)	Wick (4-4)	--	3:40	4,058
#133	9/7	@BUF	W	10-2	73-60	t-1st	--	Anderson (4-2)	Schultz (3-5)	--	2:40	3,899
#134	9/8	@BUF	W	11-2	74-60	t-1st	--	Lehman (2-0)	Parsons (8-3)	--	2:56	6,930
#135	9/9	@BUF	L	3-2	74-61	2nd	1.0	Swanson (1-0)	Ortiz (3-1)	--	2:35	9,210
#136	9/10	@BUF	L	6-3	74-62	2nd	2.0	Bash (4-1)	Hutchison (4-4)	Wick (4)	2:30	4,395
#137	9/12	@ROC	L	6-4	74-63	2nd	3.0	Abbott (3-4)	Phillips (0-2)	--	2:25	3,303
#138	9/13	@ROC	W	10-5	75-63	2nd	3.0	Lehman (3-0)	Knowles (0-1)	--	3:07	5,016
#139	9/14	@ROC	W	10-2	76-63	2nd	3.0	Plassmeyer (3-4)	Romero (5-6)	--	2:42	5,492
#140	9/15	@ROC	W	8-4	77-63	2nd	2.0	Lehman (4-0)	Cate (1-1)	--	3:05	6,116
#141	9/16	@ROC	W	6-5 (10)	78-63	2nd	2.0	Ortiz (4-1)	Harris (2-3)	Bellatti (5)	3:00	9,444
#142	9/17	@ROC	L	8-7 (13)	78-64	2nd	2.0	Cate (2-1)	Perez (0-1)	--	3:43	8,830
#143	9/19	WOR	W	4-3	79-64	2nd	2.0	Lehman (5-0)	Garza (2-1)	Bellatti (6)	2:49	6,597
#144	9/20	WOR	W	12-1	80-64	2nd	2.0	Kerkering (1-0)	Van Belle (5-4)	Plassmeyer (1)	3:03	6,509
#145	9/21	WOR	L	3-1	80-65	2nd	3.0	Hagenman (2-0)	Nelson (7-3)	Politi (15)	2:40	6,983
#146	9/22	WOR	L	3-2	80-66	2nd	4.0	Walter (3-5)	Abel (0-1)	Guerrero (1)	2:44	9,722
#147	9/23	WOR	CANCELLED: INCLEMENT WEATHER & UNPLAYABLE FIELD CONDITIONS									
#148	9/24	WOR	CANCELLED: INCLEMENT WEATHER & UNPLAYABLE FIELD CONDITIONS									
SEPTEMBER												
				(12-7)			Batting: .262 AVG, 25 HR			Pitching: 3.67 ERA, 172 K		

2023 IRONPIGS SEASON IN REVIEW

The 2023 season was another one for the record books for the Lehigh Valley IronPigs. The team finished above .500 for a second consecutive season, going 80-66, the most wins in a season for the ballclub since 2018. Off the field, the IronPigs had a banner year as well, returning to the top spot of the MiLB attendance leaderboard, as they led the entirety of the minors in total (567,322) and average attendance (7,990).

March/April

The IronPigs had their earliest start in franchise history as they kicked off the season on March 31 on the road at Rochester. The season started on a high note with the IronPigs claiming a come-from-behind 8-7 win in 10 innings. Aramis Garcia hit a game-tying homer in the 9th while Vimal Machin provided the go-ahead two-run homer in the 10th. The 'Pigs followed it up with a 2-1 win on April 1 to move to 2-0 for the second consecutive season. Under the new split-season format for the International League, with a 1st half and 2nd half champion, the third game of the season was cancelled as the 'Pigs and Rochester would not meet again until the 2nd half.

In their home opener on April 4 against Scranton/Wilkes-Barre, the 'Pigs saw 8,305 fans stream into the ballpark to welcome back the IronPigs for their 15th season. The 'Pigs rewarded the faithful with a 5-3 win in the home opener. On the day of the homer opener, the 'Pigs had their first 'Pigs to the Bigs call-up of the season as McKinley Moore had his contract selected by the Phillies. Moore was the first of what would end up being 16 different players that would be promoted from Lehigh Valley to Philadelphia during the course of the season.

Following the home opening week, the IronPigs went on their first extended road trip, dropping five of six in Durham. The 'Pigs bounced back, coming back to Coca-Cola Park and taking four of six from Worcester to wrap their home schedule for April. The 'Pigs ended April at 12-14 on the season.

May

Thanks to the spark of a few new additions, the IronPigs offense soared to new heights in May. Jake Cave was optioned to Lehigh Valley on May 2 and proceeded to put up one of the best months of offensive production in IronPigs history. Cave began his IronPigs career with a 21-game hitting streak (t-3rd longest in franchise history), where he slashed .437/.524/.862, with 16 2B, 7 HR, 22 RBI, and 31 runs scored. For his efforts, he was named International League Player of the Month for May as well as IL Player of the Week for May 22-28. But it was a later addition in May that actually beat Cave to the punch for the first IronPigs to capture a weekly award: Drew Ellis. Ellis was added to the IronPigs roster on May 17 and immediately tore it up. In his first week with the IronPigs, Ellis went 7-16, with 4HR and 13 RBI and was named IL POTW. He started his 'Pigs career with an RBI in six consecutive games as well.

Still in search of the first no-hitter in franchise history, the 'Pigs did throw a one-hitter in game two of a doubleheader on May 6. Jake Jewell, Ben Bowden, McKinley Moore, Jakob Hernandez, and Yunior Marte combined



2023 IRONPIGS SEASON IN REVIEW

for the feat.

The IronPigs had another up and down month of May, going 13-13 as they strung together multiple winning streaks with losing streaks, bringing their season record to 25-27. The 'Pigs did capture their first walk-off win on Mother's Day, May 14. In one of their wackiest games of the season, the 'Pigs rallied from down 7-3 to force extra innings as Weston Wilson came off the bench to hit a two-run homer to tie the game in the ninth. In extras, the 'Pigs continued their comeback ways, coming back to tie the game after trailing by three in the 10th and then walking it off in the 11th on an Aramis Garcia RBI single.

June

June was another dead even month for the IronPigs as they went 12-12 to bring their season record to 37-39. The month did see the club welcome in multiple Major League rehabs. Darick Hall, Rafael Marchan, Cristian Pache, and Jose Alvarado all made rehab appearances for the IronPigs.

Jake Cave again led the offense for the month, pounding out 11 doubles and six homers for a 1.021 OPS. Drew Ellis also continued to play well and that garnered him his first call-up to the Phillies. Ellis smashed two homers for the Phillies on June 4 and scored four runs, the most for any Phillie in a single game in 2023.

The first half of the International League season came to a close on June 25. The IronPigs lost that day to Rochester, 9-2, to bring their first half record to 36-37. The club finished 11.5 games back of the 1st half champion Norfolk Tides who went 48-26.

July

With a reset record at 0-0 thanks to the split-season format, the IronPigs had renewed hope going into the dog days of summer. The IronPigs went 3-4 heading into the All-Star break that stretched from July 9 through July 13. When the IronPigs returned to the field at Coca-Cola Park on July 14, they did so with a vigor the team had not had the entire season.

The 'Pigs pitching staff threw darts coming out of the break, hurling back-to-back shutouts, the first time the franchise had done so since May 30-31, 2019 when the 'Pigs blanked Pawtucket back-to-back nights. To cap off their three-game set out of the break, the 'Pigs allowed just one run on Sunday to Charlotte to grab the three-game sweep.

The winning continued on the road, as the team ventured to Toledo for the first time since 2019 and took five out of six before returning home and splitting a six-game set with the Syracuse Mets. During the Mets series, the IronPigs set a new franchise record for runs in an inning as they scored 10 runs in the 3rd inning of the July 26 game and went on to win 14-11.

During the month, Jake Cave got his much deserved promotion back to the



2023 IRONPIGS SEASON IN REVIEW

Major Leagues and the Phillies. Cave finished his time with the IronPigs hitting .346 with a 1.113 OPS, smacking 30 doubles and 16 homers. Even in just 59 games, Cave's 30 doubles tied him for eighth in single-season franchise history.

The club went a pristine 15-8 in the month, setting them up to be in the postseason race heading into the summer.

August

Thanks to the hot start out of the All-Star break, the IronPigs found themselves in the hunt for the 2nd Half International League title at the start of August. A key series with fellow playoff contender, the Buffalo Bisons, kicked off the month for the IronPigs. Trail-

ing 6-0 in the bottom of the 6th inning, the IronPigs staged their largest comeback of the season, scoring nine times in the frame, including a go-ahead grand slam from Scott Kingery, the first grand slam of the year for the IronPigs. This kicked off the series in style for the 'Pigs as they took four out of six and found themselves all alone in first place by a half game at the end of the week.



In a memorable and emotional moment, Weston Wilson received his long awaited call-up to the Majors when he was recalled by the Phillies on August 6. To that point in the season, Wilson had easily been the most valuable IronPigs, smoking a team high 25 homers and swiping 23 bases as he became the first IronPigs in franchise history to have a 20-20 season. Wilson's foray into the history book would extend to his time with the Phillies. He made his Major League debut on August 9 and homered in his first plate appearance, becoming the fifth player in Phillies history to homer in his first career plate appearance. Wilson had been drafted by the Brewers in 2016 and was signed as MiLB free agent by the Phillies in the off-season. A fan favorite in Lehigh Valley, Wilson's long journey to the big leagues was celebrated by all who had come into contact with him during his time with the IronPigs and across the minors.

Hitting the road to Rochester, the IronPigs had their most explosive offensive games of the season, scoring 14 runs on August 9 and then 17 on August 10. In the August 10 game, the 'Pigs toppled and tied multiple franchise records. The 'Pigs collected 23 hits in the game to set a new franchise mark while they also scored in every single frame in the game for the first time in franchise history. Individually, Kody Clemens socked three homers to become the 2nd IronPig in franchise history to complete that feat after Dylan Cozens did it on May 2, 2018. Clemens also scored four times to tie a franchise record as well, the 15th IronPig to do so. Clemens did set a new franchise mark with 14 total bases. Darick Hall also had a stupendous night, becoming the sixth IronPigs to collect five hits in a game.

Returning home to welcome in the Jacksonville Jumbo Shrimp for the first ever meeting between the two franchises, the IronPigs took four out of six games. Dustin Peterson smoked a two-run walk-off homer on August 16 as he continued a career year that saw him end up with a career high 19 homers, blowing past his previous high of 12.

By the end of the Jacksonville series, the IronPigs were still a half game up

2023 IRONPIGS SEASON IN REVIEW

in first place in the 2nd half standings. A tough week in Scranton saw the IronPigs drop six of seven games, moving them into a tie for fourth place and 2.5 games back of the top spot in the league. On a bright note, the IronPigs did tie a franchise record for most double plays turned in a game (5) when then pulled off the feat in game one of a doubleheader that week on August 23.

Needing to heat back up, the IronPigs capped the month by winning the first three games of their series with Syracuse back at Coca-Cola Park. For the month, the IronPigs were 16-12 and 68-59 on the season.

September

After winning the first three games of their series against Syracuse to close the month, the IronPigs wrapped up the sweep by taking the final three games of the series to open the final month of the season. It was the first six-game sweep for the IronPigs in the franchise's history.

More history was made on the final day of the series. After Weston Wilson was optioned back down to the IronPigs from the Phillies, he kept up his masterful work for the ballclub and entered that Sunday with 27 homers on the season, two away from tying Rhys Hoskins for the franchise single-season mark of 29. Wilson homered in his first two at-bats on that Sunday, tying him with Hoskins for the franchise mark.

Wilson went ahead and set the record with another multi-homer performance the next week. In the 3rd inning on September 8 against the Buffalo Bisons, Wilson launched a two-run homer out to left, his 30th homer of the season, giving him the franchise record. Later that month on September 20, Wilson swiped his 30th base of the season, making him the first IronPigs to complete a 30-30 season as well. For his efforts, Wilson was named an International League Postseason All-Star, the first postseason accolade for an IronPig since 2018.

In the midst of Wilson's hunt for history, the IronPigs were still in the thick of a playoff hunt. A 12-game road trip from Buffalo to Rochester saw the 'Pigs go 7-5, putting them two games back of the Durham Bulls with six games to play. Playing the final series of the season at home against Worcester, the 'Pigs opened the week with two wins to keep their playoff hopes alive the Bulls matched them win for win. The 'Pigs fell in games three and four that week and coupled with Durham winning both of those nights, the 'Pigs were officially eliminated as Durham locked up the 2nd half title. The final two games of the season were rained out and cancelled, giving the 'Pigs a 12-7 mark in September and a 80-66 record overall, with a 44-29 record in the second half.



During the final week of the season, the IronPigs also had two very exciting debuts. On September 20, reliever Orion Kerkerling made his first and only appearance of the season for the IronPigs. The flame-throwing righty with a wipeout slider had started the year at single-A Clearwater before tearing

2023 IRONPIGS SEASON IN REVIEW

through the minors. Following his lone outing for the 'Pigs, Kerkering had his contract selected by the Phillies and made his Major League debut later that week. Additionally, one of the Phillies top pitching prospects, Mick Abel, made his 'Pigs debut the final week of the season as well. Abel struck out six hitters in his lone appearance for the 'Pigs in 2023.



Conclusion

In all the IronPigs 2023 season was wildly successful. Off the field, the club returned to its top billing as the most attended team in MiLB and additionally various promotions like Hoagies, Hess' strawberry pies, Corgis, IronHorses, and Strike Out Cancer, continued to prove why the IronPigs are one of the great innovators and draws in all of MiLB. On the field, great individual performances marked the season, as Weston Wilson became the first 'Pig to go 30/30, setting the single-season franchise mark for homers (31) and runs scored (90). On a team level, the IronPigs hit the most homers (213), scored the most runs (857), stole the most bases (180), drew the most walks (697), had the highest OBP (.360), SLG (.462), and OPS (.822) in franchise history.

Records Broken/Rare Feats

Team Records

First six-game sweep: 8/29-9/3 vs. SYR
Most hits in a single game: 23, 8/10/23 @ ROC
Most HR in an inning (tied): 3, 8/1/23 vs. BUF
Most walks (hitting): 13, 5/4/23 @ SYR
Most consecutive HR allowed: 3, 8/26/23g1 @ SWB
Fewest hits allowed (tied): 1, 5/6/23g2 @ SYR
Most walks (pitching): 14, 5/25/23 vs. BUF
Most double plays turned (tied): 5, 8/23/23g1 @ SWB
Most runs, inning, tied (combined): 13, 8/1/23 (LHV 9, BUF 4)
Most walks (combined): 23, 7/26/23 vs. SYR (LHV 12, SYR 11)
Biggest blown lead (tied): 8, 6/11/23 @ SYR (led 8-0 after 3.0)
Single-season homers: 213
Single-season runs: 857
Single-season stolen bases: 180
Walks drawn: 697
OBP: .360
SLG: .462
OPS: .822

Individual Records

Single-game hits (tied): 5, Darick Hall (8/10/23 @ ROC)
Single-game Total Bases: 14, Kody Clemens (8/10/23 @ ROC)
Single-game home runs (tied): 3, Kody Clemens (8/10/23 @ ROC)
Single-game runs scored (tied): 4, Kody Clemens (8/10/23 @ ROC)
Single-game walks (tied): 4, Cal Stevenson (9/20/23 vs. WOR)
Single-game strikeouts (hitter): 5, Jordan Qsar (6/15/23 vs. TOL)
Single-game walks (relief), tied: 5, Louis Head (5/25/23 vs. BUF)
Single-season home runs: 31, Weston Wilson
Single-season runs: 90, Weston Wilson
Most consecutive stolen bases: 23, Scott Kingery
Most caught stealing: 12, Simon Muzziotti
Inside the park HR: Jim Haley, 5/11/23 vs. MEM

2023 IRONPIGS STATISTICS (80-66)

2023 IRONPIGS HITTING

Player	AVG	G	AB	R	H	TB	2B	3B	HR	RBI	BB	IBB	SO	SB	CS	OBP	SLG	OPS	PA	SAC	SF	HBP	GIDP	E
Cave, J	.346	59	237	61	82	162	30	4	16	49	31	0	56	2	3	.429	.684	1.113	275	0	2	5	2	1
Clemens, K	.256	62	234	51	60	132	10	4	18	52	43	0	58	7	3	.373	.564	.937	279	0	1	1	3	4
Ellis, D	.224	70	254	41	57	110	14	0	13	47	40	0	69	3	0	.336	.433	.769	298	0	1	3	8	7
Friscia, V	.263	13	38	6	10	19	0	0	3	6	7	0	12	0	0	.383	.500	.883	47	0	1	1	2	0
Garcia, A	.251	53	195	28	49	102	11	0	14	44	8	0	56	3	0	.295	.523	.818	210	0	2	5	3	7
Guthrie, D	.280	22	82	11	23	39	6	2	2	9	11	0	22	3	2	.385	.476	.861	96	0	0	3	1	2
Haley, J	.253	108	364	62	92	150	17	4	11	58	34	0	94	18	1	.324	.412	.736	410	2	3	6	6	12
Hall, D	.311	74	286	46	89	156	11	1	18	57	42	0	65	0	0	.395	.545	.940	334	0	5	1	6	3
Hicklen, B	.250	11	36	11	9	17	2	0	2	4	10	0	11	6	0	.413	.472	.885	46	0	0	0	0	0
Hicks, J	.211	54	186	26	38	59	12	0	3	23	19	0	56	11	1	.288	.328	.616	206	1	4	2	5	0
Kingery, S	.244	117	405	68	99	162	18	3	13	47	48	0	135	24	1	.325	.400	.725	466	5	5	3	3	5
Kroon, M	.381	15	63	12	24	44	7	2	3	13	11	0	15	4	2	.467	.698	1.165	76	1	1	0	1	0
Machin, V	.235	52	183	19	43	62	7	0	4	21	25	2	35	1	2	.330	.339	.669	213	1	2	2	5	2
Marchan, R	.297	51	175	27	52	77	13	3	2	30	24	0	20	1	2	.391	.440	.831	207	0	3	5	3	6
Marsh, B	.500	2	6	1	3	4	1	0	0	2	4	0	1	2	0	.700	.667	1.367	10	0	0	0	0	0
McDowell, M	.300	3	10	1	3	4	1	0	0	4	0	0	3	0	0	.300	.400	.700	10	0	0	0	0	0
Muzziozzi, S	.296	124	473	67	140	191	22	4	7	61	45	2	81	26	12	.358	.404	.762	524	1	3	2	12	5
Ortiz, J	.269	32	104	17	28	50	5	1	5	11	19	0	29	1	1	.381	.481	.862	126	0	2	1	6	0
Pache, C	.235	13	51	10	12	17	2	0	1	6	8	0	13	3	1	.350	.333	.683	60	0	0	1	3	0
Peterson, D	.244	85	303	54	74	148	15	1	19	54	37	0	85	1	0	.328	.488	.816	348	0	5	3	10	1
Podkul, N	.280	8	25	9	7	14	1	0	2	5	5	0	5	0	0	.471	.560	1.031	34	0	0	4	0	0
Qsar, J	.249	76	233	43	58	107	12	2	11	39	48	2	94	11	2	.382	.459	.841	288	0	3	4	0	0
Quiroz, E	.231	96	325	57	75	115	19	0	7	59	57	0	62	7	2	.348	.354	.702	388	0	3	3	9	8
Stevenson, C	.271	56	144	39	39	68	5	0	8	30	46	0	45	14	3	.437	.472	.909	202	3	7	2	1	0
Wilson, W	.259	125	460	90	119	237	19	3	31	86	75	2	146	32	6	.363	.515	.878	544	2	4	3	13	7
TEAM TOTAL	.264	146	4866	857	1285	2246	260	31	213	817	697	8	1268	180	44	.360	.462	.822	5697	16	57	60	102	88

2023 IRONPIGS PITCHING

Player	W	L	ERA	G	GS	CG	SHO	GF	HLD	SV	SVO	IP	H	R	ER	HR	HB	BB	IBBSO	AVG	WPBK	GIDP	TBF		
Abel, M	0	1	3.86	1	1	0	0	0	0	0	0	4.2	5	2	2	0	3	3	0	6	.278	0	0	1	24
Allgeyer, N	0	1	4.50	4	4	0	0	0	0	0	0	12.0	8	6	6	1	2	6	0	15	.182	0	0	52	
Alvarado, J	1	0	0.00	3	0	0	0	0	0	0	0	3.0	2	0	0	0	1	1	0	4	.182	0	0	13	
Anderson, S	4	2	4.85	11	11	0	0	0	0	0	0	52.0	59	30	28	11	2	15	0	35	.278	1	0	4	231
Barnes, J	1	0	4.15	11	0	0	0	1	4	1	1	13.0	11	7	6	0	0	4	0	12	.234	1	0	0	53
Bellatti, A	1	0	2.42	27	0	0	0	15	4	6	7	26.0	21	7	7	2	3	14	0	29	.219	2	0	4	113
Bowden, B	6	2	4.64	49	0	0	0	17	4	5	8	52.1	47	31	27	8	0	32	0	76	.230	8	1	2	236
Brogdon, C	1	1	5.46	26	2	0	0	9	4	1	3	28.0	22	17	17	4	2	16	1	34	.216	0	0	0	124
Cobb, T	2	1	6.39	34	0	0	0	7	3	2	5	31.0	21	23	22	2	6	31	4	33	.196	3	0	3	145
Crouse, H	1	3	6.75	16	0	0	0	1	0	0	2	20.0	23	17	15	4	1	21	2	26	.288	1	1	0	103
Cruz, J	2	3	5.40	28	2	0	0	10	3	1	4	35.0	38	24	21	4	1	16	0	39	.271	2	0	2	158
Dominguez, S	0	0	0.00	2	0	0	0	0	1	0	0	2.0	1	0	0	0	0	1	0	5	.143	0	0	0	8
Falter, B	2	1	4.21	11	11	0	0	0	0	0	0	47.0	45	22	22	7	1	22	0	35	.254	0	0	3	201
Friscia, V	0	0	0.00	1	0	0	0	1	0	0	0	1.0	1	0	0	0	0	0	0	1	.250	0	0	0	4
Haley, J	0	0	0.00	1	0	0	0	1	0	0	0	0.1	1	0	0	0	0	0	0	0	.500	0	0	0	2
Hart, K	0	0	0.00	1	0	0	0	1	0	0	0	1.0	0	0	0	0	0	0	0	1	.000	0	0	0	3
Head, L	0	1	10.80	11	0	0	0	4	2	0	1	11.2	10	14	14	4	0	15	0	14	.233	1	0	2	58
Hendrickson, J	0	0	7.20	3	0	0	0	0	0	0	0	10.0	14	8	8	2	1	8	0	14	.341	0	0	1	51
Hernandez, J	1	1	3.52	19	0	0	0	3	4	1	3	23.0	14	9	9	4	0	13	0	25	.177	1	0	1	94
Hoffman, J	0	2	7.00	9	0	0	0	2	2	0	1	9.0	5	8	7	1	0	7	0	16	.161	0	0	0	39
Hutchison, D	4	4	5.62	15	15	0	0	0	0	0	0	75.1	70	49	47	10	5	46	0	62	.246	3	0	4	338
Jewell, J	1	1	7.66	22	6	0	0	4	3	0	1	24.2	26	22	21	4	2	14	0	26	.268	0	0	1	114
Kerkering, O	1	0	0.00	1	0	0	0	0	0	0	0	1.0	2	0	0	0	0	0	0	1	.400	1	0	0	5
Kuhns, M	0	0	5.40	1	0	0	0	0	0	0	0	1.2	0	1	1	0	1	3	0	1	.000	1	0	0	8
Lehman, T	5	0	4.19	37	0	0	0	3	3	0	3	34.1	25	18	16	3	0	25	1	32	.208	7	0	5	146
Marte, Y	3	1	1.80	18	0	0	0	4	1	1	2	20.0	12	5	4	1	1	9	0	24	.174	3	1	1	79
McArthur, J	0	2	7.31	5	4	0	0	0	0	0	0	16.0	20	13	13	3	2	7	0	15	.308	2	0	0	75
McGarry, G	0	2	41.54	3	3	0	0	0	0	0	0	4.1	8	20	20	0	1	14	0	5	.400	2	0	1	35
McGowan, C	0	0	0.00	1	1	0	0	0	0	0	0	2.2	2	0	0	0	0	3	0	3	.222	0	0	0	12
McKay, T	2	3	2.67	23	0	0	0	9	4	2	4	27.0	21	11	8	0	5	19	1	24	.223	1	0	6	119
Moore, M	2	1	1.38	12	0	0	0	4	3	0	1	13.0	5	4	2	0	1	17	1	22	.125	2	0	1	58
Morales, F	0	2	6.75	22	0	0	0	3	1	2	3	25.1	20	19	19	4	4	26	0	36	.215	15	0	1	125
Nelson, N	7	3	4.35	20	20	0	0	0	0	0	0	97.1	102	48	47	13	8	42	0	75	.274	2	0	14	423
Ortiz, L.F.	4	1	4.60	33	1	0	0	17	5	5	6	45.0	38	25	23	2	7	13	1	45	.230	0	2	6	188
Parkinson, D	0	0	11.25	1	0	0	0	0	1	0	0	4.0	6	5	5	1	0	3	0	4	.353	0	0	1	20
Perez, H	0	1	3.75	9	0	0	0	4	1	0	1	12.0	5	6	5	0	1	11	1	13	.139	1	0	1	51
Peterson, D	0	0	18.00	1	0	0	0	1	0	0	0	1.0	1	2	2	0	0	3	0	0	.333	0	0	1	6
Phillips, T	0	2	4.69	9	9	0	0	0	0	0	0	40.1	51	30	21	1	3	22	0	30	.315	1	0	6	192
Plassmeyer, M	3	4	5.05	16	14	0	0	1	0	1	1	67.2	69	40	38	10	3	30	0	74	.263	4	0	6	299
Quiroz, E	0	0	31.50	3	0	0	0	2	0	0	0	2.0	8	7	7	2	0	3	0	0	.571	0	0	0	17
Sanchez, C	3	2	4.35	10	8	0	0	0	0	0	0	49.2	43	24	24	6	4	29	0	44	.229	3	0	4	222
Schulze, B	0	1	4.03	15	1	0	0	0	0	0	0	22.1	15	13	10	2	3	25	0	27	.197	4	1	3	104
Skirrow, N	8	4	5.84	24	14	0	0	3	1	1	2	101.2	126	68	66	19	4	53	0	79	.305	6	1	12	475
Song, N	1	0	16.20	2	0	0	0	0	0	0	0	3.1	5	6	6	1	0	4	0	5	.357	0	0	1	18
Stevenson, C	0	0	0.00	1	0	0	0	1	0	0	0	1.0	0	0	0	0	0	0	0	0	.000	0	0	0	3
Suarez, R	1	0	1.29	2	2	0	0	0	0	0	0	7.0	4	1	1	0	0	1	0	4	.167	0	0	1	25
Uelmen, E	1	2	4.02	14	0	0	0	5	1	1	4	15.2	18	9	7	1	1	8	0	14	.290	1	0	3	71
Vines, J	0	3	8.03	13	0	0	0	5	0	1	3	12.1	21	13	11	1	1	9	0	9	.382	2	0	1	66
Walker, J	6	2	2.90	47	2	0	0	3	9	0	0	68.1	54	25	22	8	3	31	1	52	.221	1	1	7	280
Zarbnisky, B	2	1	8.62	14	0	0	0	1	1	0	1	15.2	18	16	15	4	1	10	0	19	.277	2	0	1	76
Zeuch, T.J.	4	5	5.06	16	15	1	0	0	0	0	0	74.2	81	48	42	8	1	29	4	42	.283	5	0	13	318
TEAM TOTAL	80	66	50.7	146	146	7		142	65	31	67	1268.1	1224	773	714	158	85	734	13	1207	.255	89	8	124	5680

2023 IRONPIGS MISCELLANEOUS

Record by Apparel

Home, White	13-16
Home, Gold	4-6
Home, Bacon USA	7-2
Home, Maroon	9-2
Road, Gray	0-2
Road, Blue 'Pigs	17-20
Road, Bacon USA	20-14
Auction Jerseys	6-2
Home, Coquis	3-1
Home, Mamajuana	1-1

TEAM HIGHS/LOWS

MOST RUNS, INNING

IronPigs	10 (7/26vsSYR)
Opponents	8 (4th, 6/11@SYR)

MOST RUNS, GAME

IronPigs	17 (8/10@ROC)
Opponents	18 (7/6@SWB)

FEWEST RUNS, GAME

IronPigs	0 (6/21@WOR)
Opponents	0 (7x, Last: 8/23g2@SWB)

MOST HITS, GAME

IronPigs	23 (8/10@ROC)
Opponents	18 (5/19@WOR)

FEWEST HITS, GAME

IronPigs	2 (2x, Last: 9/21@WOR)
Opponents	1 (5/6g2@SYR)

CONSECUTIVE HITS

IronPigs	6 (4/23g2vsWOR)
Opponents	6 (8/26g1@SWB)

MOST DOUBLES, GAME

IronPigs	6 (3x, Last: 9/2vsSYR)
Opponents	4 (Multiple)

MOST TRIPLES, GAME

IronPigs	2 (3x, Last: 9/2vsSYR)
Opponents	2 (5/31vsSWB)

MOST HOME RUNS, GAME

IronPigs	6 (2x, Last: 8/18vsJAX)
Opponents	5 (2x, Last: 7/6@SWB)

MOST HOME RUNS, INNING

IronPigs	3 (6th, 8/1vsBUF)
Opponents	3 (1st, 8/26g1@SWB)

MOST TOTAL BASES, GAME

IronPigs	46 (8/10@ROC)
Opponents	34 (7/6@SWB)

MOST LEFT ON BASE, GAME

IronPigs	16 (2x, Last: 5/13vsMEM)
Opponents	17 (9/6@BUF)

MOST STOLEN BASES, GAME

IronPigs	4 (6x, Last: 7/21@TOL)
Opponents	5 (4/20vsWOR)

MOST ERRORS, GAME

IronPigs	4 (5/14vsMEM)
Opponents	5 (4/8g2vsSWB)

MOST STRIKEOUTS, GAME (PITCHING)

IronPigs	15 (3x, Last: 7/30vsSYR)
Opponents	19 (6/15vsTOL)

MOST WALKS, GAME (PITCHING)

IronPigs	14 (5/25vsBUF)
Opponents	13 (5/4@SYR)

MOST SACRIFICE FLIES, GAME

IronPigs	4 (9/6@BUF)
Opponents	2 (Multiple)

MOST SACRIFICE BUNTS, GAME

IronPigs	1 (Multiple)
Opponents	2 (9/17@ROC)

MOST DOUBLE PLAYS TURNED, GAME	
IronPigs	5 (8/23g1@SWB)
Opponents	3 (4x)

IRONPIGS INDIVIDUAL SINGLE-GAME HIGH/LOWS

HITTERS

MOST HITS	5 (Hall, 8/10@ROC)
MOST RUNS	4 (Clemens, 8/10@ROC)
MOST DOUBLES	2 (Multiple)
MOST TRIPLES	1 (Multiple)
MOST HR	3 (Clemens, 8/10@ROC)
MOST XBH	4 (Clemens, 8/10@ROC)
MOST TB	14 (Clemens, 8/10@ROC)
MOST RBIs	6 (3x, Last: Wilson, 9/8@BUF)
MOST SB	2 (3x, Last: Haley, 6/9@SYR)
MOST K's	5 (Qsar, 6/15vsTOL)
MOST BB	4 (Stevenson, 9/20vsWOR)

PITCHERS

MOST IP, START	8.0 (2x, Last: Anderson, 9/1vsSYR)
FEWEST IP, START	0.0 (McGarry, 8/15vsROC)
MOST IP, RELIEF	6.0 (2x, Last: Sanchez, 6/4vsSWB)
MOST K's, STARTER	8 (4x, Last: Anderson, 9/19vsWOR)
MOST K's, RELIEVER	7 (2x, Last: Hendrickson, 6/25@WOR)
MOST BB, STARTER	7 (Sanchez, 4/30@JAX)
MOST BB, RELIEVER	5 (Head, 5/25vsBUF)
MOST RUNS ALLOWED	9 (Nelson, 7/25vsSYR)
MOST ER ALLOWED	9 (Nelson, 7/25vsSYR)
MOST HR ALLOWED	3 (6x, Last: Anderson, 8/26g1@SWB)
MOST HITS ALLOWED	10 (Zeuch, 7/4@SWB)
LOW-HIT COMPLETE GAME	4 (Zeuch, 5/6g1@SYR)

OPPONENTS INDIVIDUAL SINGLE-GAME HIGH/LOWS

HITTERS

MOST HITS	4 (5x, Last: Tostado, 9/17@ROC)
MOST RUNS SCORED	3 (Multiple)
MOST DOUBLES	3 (Jake Noll, 6/30vsROC)
MOST HOME RUNS	2 (6x, Last: Cortes, 8/29vsSYR)
MOST EXTRA-BASE HITS	3 (3x, Last: Blankenhorn, 8/9@ROC)
MOST RBIs	6 (3x, Last: Cortes, 8/29vsSYR)
MOST STOLEN BASES	2 (Multiple)

MISCELLANEOUS

LONGEST W STREAK	7 (7/8-7/20)
LONGEST W STREAK, HOME	8 (8/29-9/20)
LONGEST W STREAK, ROAD	4 (9/13-9/16)
LONGEST L STREAK	6 (4/12-4/18)
LONGEST L STREAK, HOME	3 (3x, Last: 6/15-6/17)
LONGEST L STREAK, ROAD	5 (2x, Last: 8/25-9/5)
LARGEST MARGIN OF VICTORY	11 (2x, Last: 9/20vsWOR)
LARGEST MARGIN OF DEFEAT	16 (7/6@SWB)
LARGEST COMEBACK W (40 Ws)	6 (8/1vsBUF)
LARGEST COMEBACK L (37 Ls)	8 (6/11@SYR)
LONGEST GAME (TIME, min. 9 IP)	3:54, 5/5@SYR
SHORTEST GAME (TIME, min. 9 IP)	2:13, 8/19vsJAX
LONGEST GAME (INNINGS)	13 (9/17@ROC)
LONGEST DELAY	2:11 (6/24@WOR)
MOST GAMES OVER .500 (Season)	16
MOST GAMES UNDER .500 (Season)	5
LARGEST DIVISION LEAD (Half)	1.0
LARGEST DIVISION DEFICIT (Half)	12.0



Anthony Contreras, Manager

Contreras begins his third season at the helm of the IronPigs. Contreras guided Lehigh Valley to an 80-66 record in 2022, the first 80-win season for the ballclub since 2018 and second consecutive winning season (first time since 2017-'18). Through his two years as manager, Contreras has accumulated a record of 156-138. Contreras oversaw a group that contributed greatly to the 2023 Phillies as well, as 16 different IronPigs were promoted to Philadelphia at various points of the season and three players (Orion Kerkering, McKinley Moore, Weston Wil-

son) made their Major League debuts. Prior to his arrival with the IronPigs in 2022, the Los Gatos, California native spent the previous seven seasons as a manager within the San Diego Padres minor league system. In his playing days, Contreras was originally drafted by the San Francisco Giants in the ninth round of the 2005 MLB Draft out of San Jose State. Contreras spent his first three seasons in the Giants system before joining the Padres organization for six years, advancing as high as Triple-A in 2010 (Portland) and Tucson (2011-'13). He finished his playing career with a .257 batting average, 177 doubles, 22 home runs, and 281 RBIs in 729 games.



Joe Thurston, Hitting Coach

Thurston resumes his role as hitting coach for the IronPigs for a third consecutive summer. Thurston oversaw one of the most potent offensive groups in the International League in 2023 as the squad set franchise records in: Homers (213), runs scored (857), stolen bases (180), walks (697), OBP (.360), SLG (.462), and OPS (.822). The Fairfield, California native played for the Phillies during the 2006 season and spent time in the Phillies minor league system during the 2007 and 2012 seasons, playing for the IronPigs during the 2012 season. Prior to 2022,

Thurston spent four seasons with the Seattle Mariners organization, serving as hitting coach for the hitting coach for the Arkansas Travelers (AA) in 2021, First Base Coach for the Mariners in 2020, hitting coach for Everett (Short-Season A) in 2019, and hitting coach for Modesto (High-A) in 2017 and 2018. Before joining the Seattle organization, Thurston spent one year as a coach in the Cincinnati Red Organization. His 16-year (1999-2015) playing career spanned parts of seven seasons in the big leagues with the Dodgers, Phillies, Red Sox, Cardinals, and Marlins.



Ryan Buchter, Pitching Coach

After serving as Assistant Pitching and Bullpen Coach with the IronPigs in 2023, Buchter returns to the IronPigs in 2024 to lead the pitching staff. 2023 was Buchter's first coaching post after a seven-year Major League career that saw him pitch for six different teams. He pitched two seasons for San Diego and Oakland, while pitching one season each with Arizona, Kansas City, Los Angeles (AL), and Atlanta, making his Major League debut with

2024 IRONPIGS COACHING STAFF

the Braves in 2014. Buchter spent 14 seasons in the minor leagues, where he pitched for nine different organizations. Buchter appeared in 285 Major League games, going 17-6 with a 3.16 ERA and 259 strikeouts.



Tyler Higgins, Pitching Coach

Higgins begins his coaching career after a 12-year playing career which saw him reach as high as Triple-A state-side in addition to playing internationally in Japan with the Orix Buffaloes. Now transitioning into a coaching career, Higgins' first coaching post is as a pitching coach with the IronPigs. Higgins was drafted twice, once in the 47th round (did not sign) by the Texas Rangers in 2009 and then in the 23rd by the then Florida Marlins in 2011 where he signed. Higgins played 12 professional seasons, reaching Triple-A for the first time with Tacoma in 2018

and again with El Paso in 2018, 2019, and 2022. Higgins played in Japan for the Orix Buffaloes from 2020-2021, going 4-5 with a 2.46 ERA with 81 strikeouts in 87.2 innings. Over the course of his minor league career, Higgins posted a 19-24 record and 3.85 ERA, accumulating 423 innings and 369 strikeouts.



Chris Adamson, Bench Coach


Adamson joins to Triple-A Lehigh Valley as bench coach, the same role he filled in 2023 with High-A Jersey Shore. This will be Adamson's fourth season in the Phillies organization as a coach. He was slated to manage the BlueClaws in 2020 before the cancellation of the MiLB before managing the team in 2021. He then skippered the FCL Phillies in 2022 and then returned to Jersey Shore in 2023 serving as bench coach. Born in Sydney, New South Wales Australia, Adamson played collegiately at Angelo State from 2008-2010 and then professionally

for the Adelaide Bite of the Australian Baseball League from 2011-2015, totaling 123 games. He pulled double duty during his final two seasons as a catcher and bench coach for the club before he transitioned to fulltime bench coach during the 2016-2017 season. He was promoted to manager of the Bite in 2017-2018 and still retains that role through the 2023-2024 ABL season.




Andrew Dodgson, Athletic Trainer

Dodgson begins his sixth season as an athletic trainer in the Phillies organization and second season with the IronPigs. Prior to joining the IronPigs in 2023, Dodgson spent the 2022 season with the Reading Fightin Phils (AA) and previously was with Jersey Shore in 2020 and 2021. Dodgson's first two seasons with the Phillies organization was in 2018 and 2019 with the Gulf Coast League Phillies (Rk). Dodgson has degrees in athletic training from the University of South Florida and sports management from the University of Southern Mississippi.



Makenna Behrens, Assistant Athletic Trainer

Behrens returns as the IronPigs assistant athletic trainer for a second consecutive season. Behrens served as an athletic trainer at the University of Tennessee in 2021 and has her master's degree in athletic training from the University of Idaho.



Mike Lidge, Strength & Conditioning Coach

Lidge will be joining the IronPigs for his fifth season in Allentown. Lidge has served as the IronPigs strength & conditioning coach in 2019, 2021, 2022, and 2023. 2024 Marks the eighth season for Lidge in the Phillies organization after spending four years (2013-2016) with the San Francisco Giants. Previously, Lidge has served as the Strength and Conditioning Coach with Reading (AA, 2018) and Clearwater (A, 2017). Lidge received a Bachelor of Science in Kinesiology from the University of Illinois at Urbana Champaign before receiving a Master of Science in Exercise Science from Northeastern Illinois University.



RHP (Non-Roster Invitee) MICK ABEL

Born: August 18, 2001, Portland, OR School: Jesuit HS (Beaverton, OR)
Acquired: 1st Rd (15th Overall), 2020 MLB Draft MLB: 0.000
Bats: Right Throws: Right Height: 6-5 Weight: 190

2023 Season

Began 2023 w/Reading (AA)...At the time of his promotion to AAA, was t-8th in the Eastern League in K (126)...Was promoted to LHV on September 22...Made his AAA debut the same day, taking the loss against WOR (4.2IP, 2ER, 3BB, 6K)...Started Sirius XM All-Star Futures Game (1IP, OR, 2K)...2023 MLB.com Phillies organizational All-Star... 132 strikeouts was second in the organization...Ranked fourth in the Phillies organization with 23 starts...His 113.1 innings pitched was fifth out of Phillies Minor Leaguers...ERA was...sixth and WHIP second amongst Phillies Minor League starting pitchers...

PAST SEASONS-HIGHLIGHTS-PERSONAL

#64 prospect in baseball & #3 in the Phillies system according to Baseball America...Drafted 15th overall by the Phillies out of Jesuit HS in 2020 MLB Draft...Signed for \$4.075 million bonus...Ranked as top prep arm in 2020 Draft...Did not pitch his senior year due to Covid cancelling the season... Oregon Gatorade Player of the Year his junior season (10-0 with 1.26 ERA and 111 strikeouts over 72.1 innings)...Committed to Oregon State prior to signing with Phillies...

Yr.	Lg.	Tm.	W	L	ERA	G	GS	CG	SHO	SV	SVO	IP	H	R	ER	HR	HB	BB	IBB	SO	WHIP	AVG
2023	Minors	2 Teams	5	6	4.13	23	23	0	0	0	0	113.1	78	55	52	15	8	65	0	132	1.26	.192
2023	AAA	LHV	0	1	3.86	1	1	0	0	0	0	4.2	5	2	2	0	3	3	0	6	1.71	.278
2023	AA	REA	5	5	4.14	22	22	0	0	0	0	108.2	73	53	50	15	5	62	0	126	1.24	.188
2022	A+	JS	7	8	4.01	18	18	0	0	0	0	85.1	75	42	38	6	6	38	0	103	1.32	.230
2022	AA	REA	1	3	3.52	5	5	0	0	0	0	23.0	19	9	5	2	12	0	27	1.35	.224	
2022	Minors	2 Teams	8	11	3.90	23	23	0	0	0	0	108.1	94	51	47	11	8	50	0	130	1.33	.229
2021	A	CLR	1	3	4.43	14	14	0	0	0	0	44.2	27	23	22	5	6	27	0	66	1.21	.174
Career	Minors	4 Teams	14	20	4.09	60	60	0	0	0	0	266.1	199	129	121	31	22	142	0	328	1.28	.205



LHP (Non-Roster Invitee) KOLBY ALLARD (AL-ard)

Born: August 13, 1997, Anaheim, CA School: San Clemente HS
Acquired: Signed as a FA on 1/23/24 MLB: 3.162
Bats: Left Throws: Left Height: 6-1 Weight: 195

2023 Season

Spent 2023 in the Braves organization, accruing a full year of ML service time...Suffered a Grade 2 right oblique strain in spring training and was placed on the 60-day injured list to begin the season... activated from the injured list on 6/28... placed back on the 60-day injured list with left shoulder nerve inflammation on 7/18...Appeared in 4 Major League games, allowing nine runs in 12.1IP, striking out 13 while walking just four...non-tendered by Atlanta and became a free agent on 11/17... Over the last three seasons (2021-23), his 6.1 percent walk rate ranked 12th among 84 lefties with at least 150.0 innings pitched and his 3.32 strikeout-to-walk ratio ranked 29th among that same group of 84.

PAST SEASONS-HIGHLIGHTS-PERSONAL

Originally drafted by ATL in the 1st Rd. (14th overall) of the 2015 MLB Draft... was in the same senior class at San Clemente High School as NFL quarterback Sam Darnold...had committed to play at UCLA prior to signing with Atlanta... Made his major league debut, 7/31/18 vs. MIA...2018 IL Mid-Season All-Star w/Gwinnett...2018 MLB.com Org (ATL) All-Star...Mid+Postseason SL All-Star with Mississippi in 2017... Acquired by Texas from the Braves in exchange for RHP Chris Martin, 7/30/19... Acquired by Atlanta from Texas in exchange for RHP Jake Odorizzi + cash considerations, 11/9/22... Top-100 prospect in baseball (BA) in '16/'17/'18 (#84/#37/#65)...

Yr.	Lg.	Tm.	W	L	ERA	G	GS	CG	SHO	SV	SVO	IP	H	R	ER	HR	HB	BB	IBB	SO	WHIP	AVG
2023	AAA	GWN	0	0	2.70	2	2	0	0	0	0	6.2	6	2	2	0	0	2	0	8	1.20	.231
2022	MLB	ATL	0	1	6.57	4	3	0	0	0	0	12.1	16	9	9	2	0	4	0	13	1.62	.308
2022	MLB	RR	3	3	4.65	20	20	0	0	0	0	89.0	81	50	46	21	2	38	1	113	1.34	.237
2022	MLB	TEX	1	2	7.29	10	0	0	0	1	1	21.0	21	17	17	9	1	6	1	19	1.29	.263
2021	MLB	TEX	3	12	5.41	32	17	0	0	0	0	124.2	128	80	75	29	4	31	0	104	1.28	.258
2020	MLB	TEX	0	6	7.75	11	8	0	0	0	0	33.2	31	29	29	4	1	20	0	32	1.51	.238
2019	AAA	GWN	7	5	4.17	20	20	0	0	0	0	110.0	119	60	51	15	2	36	0	98	1.41	.284
2019	AAA	NAS	0	0	0.00	1	1	0	0	0	0	5.0	4	0	0	0	0	2	0	8	1.20	.235
2019	MLB	TEX	4	2	4.96	9	9	0	0	0	0	45.1	52	26	25	3	2	19	0	33	1.57	.281
2019	AAA	2 Teams	7	5	3.99	21	21	0	0	0	0	115.0	123	60	51	15	2	38	0	106	1.40	.282
2019	Minors	2 Teams	7	5	3.99	21	21	0	0	0	0	115.0	123	60	51	15	2	38	0	106	1.40	.282
2018	AAA	GWN	6	4	2.72	19	19	0	0	0	0	112.1	102	37	34	6	2	34	0	89	1.21	.249
2018	MLB	ATL	1	1	12.38	3	1	0	0	0	0	8.0	19	12	11	3	1	4	0	3	2.88	.463
2017	AA	MIS	8	11	3.18	27	27	2	1	0	0	150.0	146	62	53	11	1	45	5	129	1.27	.258
2016	ROK	DAN	3	0	1.32	5	5	0	0	0	0	27.1	18	4	4	0	2	5	0	33	0.84	.186
2016	A(Full)	ROK	5	3	3.73	11	11	1	0	0	0	60.1	54	27	25	5	2	20	0	62	1.23	.244
2016	Minors	2 Teams	8	3	2.98	16	16	1	0	0	0	87.2	72	31	29	5	4	25	0	95	1.11	.226
2015	ROK	G-BRV	0	0	0.00	3	3	0	0	0	0	6.0	1	0	0	0	1	0	0	12	0.17	.053
Career	MLB	2 Teams	9	24	6.10	69	38	0	1	1	1	245.0	267	173	166	50	9	84	1	204	1.43	.271
Career	Minors	7 Teams	32	26	3.41	108	108	3	1	0	0	566.2	531	242	215	58	12	182	6	552	1.26	.251



RHP KONNOR ASH

Born: March 17, 1999, Grand Blanc, MI School: Missouri
Acquired: Signed as UDFA, 7/20/21 MLB: 0.000
Bats: Right Throws: Right Height: 5-11 Weight: 191

2023 Season


2024 IRONPIGS

Spent the bulk of the season w/Jersey Shore, appearing in 16 of his 23 games there...Began season on restricted list and was activated to FCL Phillies on 6/5...Moved to Clearwater, 6/15...Promoted to JS 7/7...Moved to Reading (1 appearance), 9/1 and then sent back to JS, 9/5...Across 29 innings, struck out 47 over the four levels...

PAST SEASONS-HIGHLIGHTS-PERSONAL

Originally signed by PHI as a UDFA on 7/20/21 out of Missouri...Spent all of 2022 w/Clearwater (40.1IP, 5.36ERA)...Started his professional career after signing with FCL Phillies and then went 3-0 with a 3.48 ERA the rest of the summer w/Clearwater (6G, 14.1IP)...Pitched four season collegiately at Mizzou...

Yr.	Lg.	Tm.	W	L	ERA	G	GS	CG	SHO	SV	SVO	IP	H	R	ER	HR	HB	BB	IBB	SO	WHIP	AVG
2023	RÖK	F-PHI	0	0	40.50	1	0	0	0	0	0	0.2	1	3	3	0	0	2	0	2	4.50	.333
2023	A	CLR	0	0	3.60	5	0	0	0	0	0	5.0	5	2	2	0	0	4	0	8	1.80	.250
2023	A+	JS	4	0	2.35	16	1	0	0	2	3	23.0	16	7	6	0	0	10	0	37	1.13	.190
2023	AA	REA	0	0	54.00	1	0	0	0	0	0	0.1	1	2	2	0	0	2	0	0	9.00	.500
2023	Minors	4 Teams	4	0	4.03	23	1	0	0	2	3	29.0	23	14	13	0	0	18	0	47	1.41	.211
2022	A	CLR	1	2	5.36	31	0	0	0	4	7	40.1	36	27	24	3	0	26	0	54	1.54	.235
2021	RÖK	F-PHI	0	0	4.50	3	1	0	0	1	1	4.0	4	3	2	1	0	1	0	6	1.25	.235
2021	A	CLR	3	0	3.48	6	0	0	0	0	0	10.1	7	4	4	1	0	7	0	8	1.35	.206
2021	Minors	2 Teams	3	0	3.77	9	1	0	0	1	1	14.1	11	7	6	2	0	8	0	14	1.33	.216
Career Minors 4 Teams			8	2	4.63	63	2	0	0	7	11	83.2	70	48	43	5	0	52	0	115	1.46	.224



RHP

ANDREW BAKER

Born: March 24, 2000, Montgomery, AL School: Chipola College

Acquired: 11th Rd. of the 2021 MLB Draft

MLB: 0.000

Bats: Right

Throws: Right

Height: 6-1

Weight: 190


2023 Season

Spent all of 2023 with Reading...Struck out 64 hitters in 41 innings...Pitched for the Scottsdale Scorpions in the Arizona Fall League...Didn't allow a run in seven innings in the AFL, striking out 13...Named to AFL Rising Stars game...

PAST SEASONS-HIGHLIGHTS-PERSONAL

#27 prospect in the Phillies system per Baseball America...Struck out 72 in 54.1 innings in 2022 while with Jersey Shore and Reading...Originally drafted by the Dodgers in the 16th Rd. of the 2019 MLB Draft but did not sign...Began collegiate career at Chipola in 2019, transferred to Auburn for the 2020 season before transferring back to Chipola in 2021... Was a high school catcher and didn't become a pitcher until college... Had originally quit pitching at age 11 when he was struck in the head by a line drive while pitching...

Yr.	Lg.	Tm.	W	L	ERA	G	GS	CG	SHO	SV	SVO	IP	H	R	ER	HR	HB	BB	IBB	SO	WHIP	AVG
2023	AA	REA	0	0	8.12	41	0	0	0	1	5	41.0	35	41	37	6	5	48	0	64	2.02	.226
2022	A+	JS	3	1	4.74	40	0	0	0	0	0	43.2	41	28	23	5	1	24	0	61	1.49	.237
2022	AA	REA	1	0	0.84	6	0	0	0	0	1	10.2	3	1	1	0	0	5	0	11	0.75	.094
2022	Minors	2 Teams	4	1	3.98	46	0	0	0	0	1	54.1	44	29	24	5	1	29	0	72	1.34	.215
2021	RÖK	F-PHI	0	0	0.00	2	0	0	0	0	0	2.0	1	0	0	0	0	0	0	4	0.50	.143
2021	A	CLR	1	2	11.70	7	1	0	0	0	0	10.0	4	14	13	1	2	17	0	16	2.10	.118
2021	Minors	2 Teams	1	2	9.75	9	1	0	0	0	0	12.0	5	14	13	1	2	17	0	20	1.83	.122
Career Minors 4 Teams			5	9	6.20	96	1	0	0	1	6	107.1	84	84	74	12	8	94	0	156	1.66	.209



1B

BRYCE BALL

Born: July 8, 1998, Mason City, IA School: Dallas Baptist University

Acquired: MiLB Rule 5 Draft

MLB: 0.000

Bats: Left

Throws: Right

Height: 6-4

Weight: 240


2023 Season

Began the year in the Cubs organization, released on 7/4...Signed as an MiLB FA with Cleveland on 7/20... Selected by the Phillies in the MiLB Rule 5 Draft on 12/6...Played at High-A and AA, appearing in 95 games total, hit nine homers while slashing .219/.315/.364...

PAST SEASONS-HIGHLIGHTS-PERSONAL

Originally drafted by Atlanta in the 24th Rd. of the 2019 MLB Draft out of Dallas Baptist...Traded by Atlanta to Chicago (NL) for Joc Pederson on 7/15/21...2019 Appy League and MiLB.com Braves Organizational All-Star... College teammates at Dallas Baptist with fellow Phillies Minor Leaguer Herbert Iser...

Yr.	Lg.	Tm.	AVG	G	AB	R	H	2B	3B	HR	RBI	BB	IBB	SO	SB	CS	OBP	SLG	OPS	PA	HBP	SAC	SF	GDP
2023	A+	SB	.237	36	131	11	31	10	0	0	20	16	1	38	1	1	.322	.313	.635	149	1	0	1	2
2023	AA	TNS	.161	16	56	9	9	4	0	1	8	14	0	28	0	0	.324	.286	.610	71	0	0	1	0
2023	AA	AKR	.224	43	156	22	35	9	0	8	22	18	1	46	0	0	.305	.436	.741	174	0	0	0	1
2023	AA	2 Teams	.208	59	212	31	44	13	0	9	30	32	1	74	0	0	.310	.396	.706	245	0	0	1	1
2023	Minors	3 Teams	.219	95	343	42	75	23	0	9	50	48	2	112	1	1	.315	.364	.679	394	1	0	2	3
2022	AA	TNS	.265	131	486	77	129	31	2	11	76	69	0	121	1	4	.357	.405	.762	562	2	0	4	5
2021	A+	ROM	.206	54	170	24	35	12	1	6	31	40	0	59	0	0	.350	.394	.744	214	0	0	4	4
2021	A+	SB	.207	53	184	24	38	9	1	7	21	40	0	62	0	0	.351	.380	.731	225	1	0	0	4
2021	A+	2 Teams	.206	107	354	48	73	21	2	13	52	80	0	121	0	0	.351	.387	.738	439	1	0	4	8
2021	Minors	2 Teams	.206	107	354	48	73	21	2	13	52	80	0	121	0	0	.351	.387	.738	439	1	0	4	8
2019	ROA	DAN	.324	41	145	37	47	12	0	13	38	22	5	30	0	0	.410	.676	1.086	173	2	0	4	2
2019	A(Full)	ROM	.337	21	86	14	29	6	0	4	14	4	0	20	0	0	.367	.547	.914	90	0	0	0	1
2019	Minors	2 Teams	.329	62	231	51	76	18	0	17	52	26	5	50	0	0	.395	.628	1.023	263	2	0	4	3
Career Minors 6 Teams			.250	395	1414	218	353	93	4	50	230	223	7	404	2	5	.351	.427	.778	1658	6	0	14	19

**RHP (Non-Roster Invitee)****ANDREW BELLATTI (Bell-LAH-tee)**

Born: August 5, 1991, San Diego, CA School: Steele Canyon HS

Acquired: MiLB FA, 11/19/21 MLB: 2.026

Bats: Right Throws: Right Height: 6-1 Weight: 190

2023 Season

Broke camp with Phillies on the Opening Day roster...27G w/PHI: 1-0, 5.1ERA, 24.2IP, 25H, 12BB, 25K...
 Optioned to LHV 5/23...Recalled by PHI 7/9...Optioned to LHV 7/25...14 consecutive scoreless IP, 6/2-7/30...
 Recalled by PHI 8/19, optioned to LHV 9/11...DFA'd and outrighted to LHV, 2/13/24...

PAST SEASONS-HIGHLIGHTS-PERSONAL

Originally drafted by TBR in 12th round of the 2009 MLB Draft (Steele Canyon HS)...2022 w/PHI: 59G, 4-4, 3.31ERA, 54.1IP, 47H, 25BB, 78K...8G in 2022 Postseason: 7.0IP, 1ER, 3.0 scoreless innings in World Series...
 Among NL relievers, was eighth in SO/9.0 IP (12.83) and SO % (33.8)...His 59 appearances were tied for most on the team with José Alvarado and he was second in strikeouts (78) among Phillies relievers...Set career highs in several categories, including games, strikeouts, wins (4), innings (54.1) and saves (2)...Non-roster invitee to 2022 Spring Training and broke camp with LHV before having his contract selected by PHI on 4/14...Signed by Phillies as MiLB FA 11/19/21...Made MLB debut w/TB in 2015 and appeared in the Majors again in 2021 w/MIA...Appeared in 17 games over four stints with the Rays in 2015...In 2016, was on the IL from 5/1-6/23 (right shoulder strain) and 7/26-9/10 (right shoulder inflammation); appeared in only 13 games between Charlotte (A), Montgomery (AA) and Durham (AAA)...Did not pitch in 2017 or 2018 due to injury and missed the 2020 season due to the cancellation of the MiLB season...Pitched for then-independent Sugar Land in 2019 before getting picked up on a MiLB deal by NYY but was released on 8/22...

Yr.	Lg.	Tm.	W	L	ERA	G	GS	CG	SHO	SV	SVO	IP	H	R	ER	HR	HB	BB	IBB	SO	WHIP	AVG
2023	A	CLR	1	0	0.00	2	0	0	0	0	0	2.0	1	0	0	0	0	1	0	4	1.00	143
2023	AAA	LHV	1	0	2.42	27	0	0	0	6	7	26.0	21	7	2	3	14	0	29	1.35	219	
2023	MLB	PHI	1	0	5.11	27	0	0	0	0	0	24.2	25	15	14	4	0	12	0	25	1.50	250
2023	Minors	2 Teams	1	0	2.25	29	0	0	0	6	7	28.0	22	7	7	2	3	15	0	33	1.32	214
2022	AAA	LHV	0	0	0.00	2	0	0	0	0	0	1.1	2	0	0	0	1	0	0	3	1.50	400
2022	MLB	PHI	4	4	3.31	59	1	0	0	2	3	54.1	47	25	20	5	1	25	1	78	1.33	234
2021	AA	PNS	0	1	0.00	4	0	0	0	0	0	3.1	1	1	0	0	0	2	0	4	0.90	100
2021	AAA	JAX	1	2	1.52	26	0	0	0	11	14	29.2	15	7	5	2	3	10	1	38	0.84	149
2021	MLB	MIA	0	0	13.50	3	0	0	0	0	0	3.1	6	5	5	0	0	2	0	4	2.40	353
2021	Minors	2 Teams	1	3	1.36	30	0	0	0	11	14	33.0	16	8	5	2	4	12	1	42	0.85	144
2019	A(Adv)	TAM	1	0	6.43	4	0	0	0	0	0	7.0	7	5	5	0	1	3	0	8	1.43	259
2019	AA	TRN	2	0	5.28	21	0	0	0	0	0	30.2	33	20	18	4	2	8	0	27	1.34	280
2019	Minors	2 Teams	3	0	5.50	25	0	0	0	0	0	37.2	40	25	23	4	3	11	0	35	1.35	276
2016	A(Adv)	CHA	0	0	2.25	3	0	0	0	0	0	4.0	2	1	1	0	0	1	0	4	0.75	143
2016	AA	MTG	0	2	9.00	4	0	0	0	0	1	5.0	6	6	5	1	1	3	0	7	1.80	273
2016	AAA	DUR	0	1	8.44	6	0	0	0	0	0	5.1	8	5	5	0	0	5	0	10	2.44	348
2016	Minors	3 Teams	0	3	6.91	13	0	0	0	0	1	14.1	16	12	11	1	1	9	0	21	1.74	271
2015	A(Adv)	CHA	0	0	7.71	2	2	0	0	0	0	4.2	8	6	4	2	0	0	0	1	1.71	364
2015	AAA	DUR	2	1	5.24	20	2	0	0	1	3	46.1	50	28	27	5	1	15	0	44	1.40	278
2015	MLB	TB	3	1	2.31	17	0	0	0	0	0	23.1	16	7	6	4	1	10	0	18	1.11	198
2015	Minors	2 Teams	2	1	5.47	22	6	0	0	1	3	51.0	58	34	31	7	1	15	0	45	1.43	287
2014	AA	MTG	2	6	3.68	46	0	0	0	6	7	71.0	69	32	29	6	0	22	0	80	1.28	253
2013	A(Adv)	CHA	6	3	2.95	22	0	0	0	2	4	55.0	39	19	18	2	1	17	0	52	1.02	195
2013	AA	MTG	1	1	7.09	14	0	0	0	1	1	26.2	32	24	21	6	1	11	3	18	1.61	296
2013	Minors	2 Teams	7	4	4.30	36	0	0	0	3	5	81.2	71	43	39	8	2	28	3	70	1.21	231
2012	A(Full)	BV	7	3	2.97	40	1	0	0	5	9	91.0	74	33	30	9	5	30	4	99	1.14	221
2011	A(Short)	HV	3	5	2.63	15	13	0	0	0	0	72.0	66	26	21	1	1	23	0	63	1.24	250
2010	ROK	PRN	2	5	4.04	13	13	0	0	0	0	64.2	56	35	29	4	1	16	0	63	1.11	237
2009	ROK	G-RAY	1	0	3.38	12	3	0	0	0	2	29.1	30	12	11	1	3	7	1	29	1.26	265
Career	MLB	3 Teams	8	5	3.83	106	1	0	0	2	3	105.2	94	52	45	13	2	49	1	125	1.35	236
Career	Minors	13 Teams	29	30	3.69	283	36	0	0	32	48	575.0	520	267	236	45	25	188	9	583	1.23	241

**RHP (Non-Roster Invitee)****AUSTIN BRICE**

Born: June 19, 1992, Hong Kong

Acquired: MiLB FA, 2/18/24

Bats: Right Throws: Right Height: 6-4 Weight: 238

School: Northwood HS

MLB: 4.018

2023 Season

Signed as a MiLB FA w/ARI on 12/1/22...Began season with Triple-A Reno (5G, 3IP, 8ER)...Released by ARI on 4/17...Signed with MIN as MiLB FA, 5/20...Spent the rest of the season with Triple-A St. Paul (32G, 3-1, 5.54ERA, 37.1IP, 40K, 18BB)...Elected free agency at the end of the season...

PAST SEASONS-HIGHLIGHTS-PERSONAL

Originally drafted by MIA in the 9th Round of the 2010 MLB Draft (Northwood HS)...Was born in Hong Kong as his father worked in construction and often worked internationally...First Hong Kong born player to appear in MLB...Had committed to play at Appalachian State before signing with the Marlins...Made ML debut on 8/9/16 w/MIA...Traded from MIA to CIN along with Luis Castillo & Isiah White for Dan Straily, 1/19/17...
 Made 22 apps, all in relief, during 3 stints on the Reds' roster in 2017...Made CIN 2018 Opening Day roster, went 2-3 with a 5.79 ERA (37.1IP/24 er) in 33 relief appearances across four different stints...DFA'd by CIN on 11/2/18, claimed by LAA and subsequently DFA'd on 12/29...Claimed by BAL on 1/4/19 and then claimed by MIA on 2/4...Spent the majority of 2019 on MIA active roster...Set career highs in appearances (36), IP (44.2), and SO (46) and had a career-best 3.43 ERA (17 ER/44.2 IP)...DFA'd by MIA on 1/7/20 and traded to BOS on 1/10/20...In 2020, recorded a career-high 11.44 SO/9.0 IP (19.2 IP, 25 SO)...Allowed 5 runs in 0.2 IP on 8/11 vs. TB...in his other 20 outings, posted a 3.79 ERA...Re-signed w/BOS for 2021 and was DFA'd twice during the season, getting outrighted to Worcester both times...Elected free agency at the end of the season and signed as a MiLB w/PIT on 3/16/22...Combined with Chase De Jong and Yerry De Los Santos to throw a no-hitter for Triple-A Indianapolis on 4/13/22...Contract selected by PIT on 6/24 and then DFA'd on 8/17...

Yr.	Lg.	Tm.	W	L	ERA	G	GS	CG	SHO	SV	SVO	IP	H	R	ER	HR	HB	BB	IBB	SO	WHIP	AVG
2023	AAA	RNO	0	0	24.00	5	0	0	0	0	0	3.0	6	12	8	1	2	9	0	3	5.00	375
2023	AAA	STP	3	1	5.54	32	0	0	0	0	2	37.1	36	26	23	3	2	18	0	40	1.45	257
2023	AAA	2 Teams	3	1	6.92	37	0	0	0	0	2	40.1	42	38	31	4	4	27	0	43	1.71	269

2024 IRONPIGS

2023	Minors	2 Teams	3	1	6.92	37	0	0	0	0	2	40.1	42	38	31	4	4	27	0	43	1.71	.269	
2022	AAA	IND	3	4	5.56	37	2	0	0	0	6	10	43.2	42	32	27	7	6	18	4	53	1.37	.244
2022	MLB	PIT	0	0	4.05	4	0	0	0	0	0	0	6.2	4	3	3	0	0	3	0	5	1.05	.167
2021	AAA	WOR	3	0	3.27	26	2	0	0	0	2	4	33.0	25	12	12	4	9	14	0	34	1.18	.212
2021	MLB	BOS	0	0	6.59	13	0	0	0	0	0	0	13.2	14	10	10	2	4	7	0	12	1.54	.264
2020	MLB	BOS	1	0	5.95	21	1	0	0	0	0	0	19.2	17	13	13	3	2	13	0	25	1.53	.236
2019	A(Adv)	JUP	0	0	1.59	4	1	0	0	0	0	0	5.2	3	1	1	0	1	0	0	9	0.53	.158
2019	MLB	MIA	1	0	3.43	36	0	0	0	0	0	1	44.2	37	21	17	7	7	18	2	46	1.23	.214
2018	AAA	LOU	3	1	2.31	17	0	0	0	0	1	1	23.1	18	6	6	2	0	7	0	24	1.07	.225
2018	MLB	CIN	2	3	5.79	33	0	0	0	0	0	0	37.1	39	26	24	9	3	13	6	32	1.39	.271
2017	AA	PNS	1	0	0.00	3	0	0	0	0	0	0	3.0	1	0	0	0	2	1	0	3	0.67	.100
2017	AAA	LOU	1	2	3.80	15	0	0	0	0	1	2	21.1	23	10	9	0	1	9	2	21	1.50	.280
2017	MLB	CIN	0	0	4.96	22	0	0	0	0	0	0	32.2	33	18	18	6	3	7	0	26	1.22	.264
2017	Minors	2 Teams	2	2	3.33	18	0	0	0	0	1	2	24.1	24	10	9	0	3	10	2	24	1.40	.261
2016	AA	JAX	4	7	2.89	27	13	0	0	0	2	2	93.1	79	39	30	5	7	29	0	79	1.16	.231
2016	AAA	NEW	0	0	1.04	5	0	0	0	0	2	2	8.2	3	1	1	1	0	1	0	10	0.46	.111
2016	MLB	MIA	0	1	7.07	15	0	0	0	0	0	0	14.0	9	12	11	2	2	5	1	14	1.00	.173
2016	Minors	2 Teams	4	7	2.74	32	13	0	0	0	4	4	102.0	82	40	31	6	7	30	0	89	1.10	.222
2015	AA	JAX	6	9	4.67	25	25	0	0	0	0	0	125.1	114	74	65	11	12	69	0	127	1.46	.245
2014	A(Adv)	JUP	8	9	3.60	25	24	0	0	0	0	0	127.1	114	66	51	5	13	55	0	109	1.33	.241
2013	A(Full)	GBO	8	11	5.73	26	23	0	0	0	0	1	113.0	118	84	72	11	14	82	0	111	1.77	.268
2012	A(Full)	GBO	8	6	4.35	25	19	0	0	0	3	3	109.2	96	63	53	13	7	68	0	122	1.50	.237
2011	ROK	G-MRL	6	0	2.96	11	9	0	0	0	0	0	48.2	32	20	16	2	6	33	0	55	1.34	.189
2010	ROK	G-MRL	0	1	4.32	6	0	0	0	0	0	0	8.1	7	6	4	0	2	7	0	8	1.68	.219
Career	MLB	4 Teams	4	4	5.12	144	1	0	0	0	0	1	168.2	153	103	96	29	21	66	9	160	1.30	.238
Career	Minors	11 Teams	54	51	4.23	289	118	0	0	0	17	27	804.2	717	452	378	65	84	420	6	808	1.41	.240



RHP (40-Man Roster)

CONNOR BROGDON

Born: January 29, 1995, Clovis, CA School: Lewis-Clark State

Acquired: 10th Round, 2017 MLB Draft MLB: 2.139

Bats: Right Throws: Right Height: 6-6 Weight: 205

2023 Season

Made Phillies Opening Day roster (3rd Consecutive Opening Day Roster)... Posted a 2.45 ERA (7 ER, 25.2 IP) over his first 23 games of the season (through 5/24) with 17 scoreless appearances... Had a 16.20 ERA (6 ER, 3.1 IP) over a span of 4 games from 5/28-6/4... Optioned to LHV on 6/9 and spent rest of the season there...

PAST SEASONS-HIGHLIGHTS-PERSONAL

Originally drafted by PHI in the 10th round of the 2017 MLB Draft (Lewis Clark State)... In 2022, made his second consecutive Opening Day roster... Was optioned to Lehigh Valley (AAA) on 4/13 and recalled on 5/8 after posting a 1.35 ERA (1 ER, 6.2 IP) in seven appearances... Posted a 2.08 ERA (2 ER, 8.2 IP), 2 BB, 13 SO, 0 HR in seven postseason appearances... Made first career Opening Day roster in 2021... In 2021, had a 2.53 ERA (16 ER, 57.0 IP) in 55 of his 56 appearances (allowed 6 ER in 0.2 IP, 4/20 vs SF)... Made his ML debut w/ PHI in 2020... In addition to Lewis-Clark State, also attended Fresno City College (CA)... 9-0 with a 1.85 ERA in his two years w/Fresno City College, named the Central Valley Conference Pitcher of the Year... Helped lead Lewis-Clark to the NAIA World Series title in 2016...

Yr.	Lg.	Tm.	W	L	ERA	G	GS	CG	SHO	SV	SVO	IP	H	R	ER	HR	HB	BB	IBB	SO	WHIP	AVG
2023	AAA	LHV	1	1	5.46	26	2	0	0	1	3	28.0	22	17	17	4	2	16	1	34	1.36	.216
2023	MLB	PHI	2	1	4.03	27	1	0	0	0	1	29.0	29	14	13	5	1	13	0	26	1.45	.264
2022	AAA	LHV	0	1	2.89	10	1	0	0	2	2	9.1	8	3	3	0	1	6	0	17	1.50	.229
2022	MLB	PHI	2	2	3.27	47	0	0	0	2	4	44.0	44	16	16	6	1	11	0	50	1.25	.253
2021	AAA	LHV	0	0	0.00	1	1	0	0	0	0	1.0	0	0	0	0	0	0	0	2	0.00	.000
2021	MLB	PHI	5	4	3.43	56	1	0	0	1	5	57.2	47	27	22	6	1	18	2	50	1.13	.221
2020	MLB	PHI	1	0	3.97	9	0	0	0	0	0	11.1	5	5	5	3	0	5	1	17	0.88	.128
2019	A(Adv)	CLR	2	0	1.80	10	0	0	0	0	2	20.0	11	6	4	1	1	5	0	23	0.80	.164
2019	AA	REA	1	1	2.66	15	0	0	0	2	2	23.2	12	8	7	4	0	7	0	39	0.80	.150
2019	AAA	LHV	3	1	3.06	26	0	0	0	2	5	32.1	23	12	11	4	1	12	0	44	1.08	.193
2019	Minors	3 Teams	6	2	2.61	51	0	0	0	4	9	76.0	46	26	22	9	2	24	0	106	0.92	.173
2018	A(Full)	LWD	5	3	2.47	31	7	0	0	0	5	69.1	59	21	19	3	3	16	0	79	1.08	.228
2017	A(Short)	WIL	3	1	2.34	16	0	0	0	0	3	34.2	22	10	9	2	3	18	0	45	1.15	.177
Career	MLB	PHI	10	7	3.55	139	2	0	0	3	9	142.0	125	62	56	20	3	47	3	143	1.21	.233
Career	Minors	5 Teams	15	8	2.89	135	11	0	0	15	24	218.1	157	77	70	18	10	80	1	283	1.09	.199



RHP (Non-Roster Invitee)

DAVID BUCHANAN

Born: May 11, 1989, Atlanta, GA School: Georgia State

Acquired: MiLB FA, 2/13/24 MLB: 1.143

Bats: Right Throws: Right Height: 6-3 Weight: 200

2023 Season

Completed his fourth season pitching for the Samsung Lions of the Korea Baseball Organization... Named a KBO All-Star... Posted double digit wins for a fourth consecutive season, pitching to a 2.54 ERA in 188IP...

PAST SEASONS-HIGHLIGHTS-PERSONAL

Originally drafted by PHI in the 7th round of the 2010 MLB Draft (Georgia State)... Previously selected by NYM in the 6th round of the 2009 MLB Draft (Chipola) but did not sign... Appeared with Lehigh Valley every season from 2013-2016... Made his ML debut w/PHI 5/24 vs LAD (5.0 IP, 5 H, 2 R, 2 ER, 2 SO), earning the win... Among NL rookies, T-2nd in innings (117.2), ranked 3rd in starts (20), 5th in SO (71) and T-5th in wins (6) In 2015, made his first opening day roster w/PHI... Over 2014-2015, pitched 192 1/3 innings with a 5.01 ERA for PHI... 2011 SAL Mid-Season All-Star... DFA'd and released in November 2016, kicking off his journey overseas... Initially signed with the Tokyo Yakult Swallows of the NPB and pitched there from 2017 thru 2019 (20-30, 4.07ERA, 433.2IP, 265K, 142BB, 462H)... Signed with Samsung prior to the 2020 season, staying with the club thru 2023... Tied the league-high in wins (16) and set franchise records for most victories and innings pitched (177, a record he surpassed in 2023) by a foreign player in 2021... With Samsung over four years, had a 3.02 ERA in 699 2/3 innings...

Yr.	Lg.	Tm.	W	L	ERA	G	GS	CG	SHO	SV	SVO	IP	H	R	ER	HR	HB	BB	IBB	SO	WHIP	AVG
2023	KBO	SAM	12	8	2.54	30	30	1	0	0	0	188.0	174	71	53	4	6	43	1	139	1.15	.237

2022	KBO	SAM	11	8	3.04	26	26	1	1	0	0	160.0	176	61	54	10	8	39	0	117	1.34	.273
2021	KBO	SAM	16	5	3.10	30	30	1	1	0	0	177.0	173	71	61	13	2	59	2	162	1.31	.248
2020	KBO	SAM	15	7	3.45	27	27	1	0	0	0	174.2	172	71	67	16	7	50	0	121	1.27	.256
2019	NBP	YAK	6	8	4.82	25	-	0	0	0	0	130.2	156	73	70	13	7	41	0	75	1.51	-
2018	NBP	YAK	10	11	4.03	28	-	2	1	0	0	174.1	186	85	72	17	10	53	4	95	1.37	-
2017	NBP	YAK	6	14	3.93	26	25	2	1	0	0	165.0	169	82	72	20	9	57	1	114	1.34	-
2016	AAA	LHV	10	9	3.98	27	26	1	0	0	0	167.1	163	81	74	15	2	40	0	95	1.21	.257
2015	ROK	G-PHI	1	0	1.00	2	2	0	0	0	0	9.0	6	1	1	0	0	0	0	5	0.67	.188
2015	AAA	LHV	4	2	2.80	10	10	0	0	0	0	54.2	58	20	17	2	4	20	1	30	1.43	.274
2015	MLB	PHI	2	9	6.99	15	15	0	0	0	0	74.2	109	60	58	12	3	29	1	44	1.85	.346
2015	Minors	2 Teams	5	2	2.54	12	12	0	0	0	0	63.2	64	21	18	2	4	20	1	35	1.32	.262
2014	AAA	LHV	6	2	3.95	12	12	0	0	0	0	57.0	67	26	25	3	3	21	0	46	1.54	.300
2014	MLB	PHI	6	8	3.75	20	20	0	0	0	0	117.2	120	55	49	12	8	32	2	71	1.29	.264
2013	AAA	REA	6	11	4.82	22	22	0	0	0	0	130.2	142	78	70	15	6	41	0	86	1.40	.281
2013	AAA	LHV	4	2	3.00	6	6	0	0	0	0	39.0	36	14	13	2	3	12	1	22	1.23	.250
2013	Minors	2 Teams	10	13	4.40	28	28	0	0	0	0	169.2	178	92	83	17	9	53	1	108	1.36	.274
2012	AA	REA	3	5	3.86	12	12	1	0	0	0	72.1	73	36	31	7	6	23	1	40	1.33	.273
2011	A(Full)	LWD	11	3	3.38	20	20	1	0	0	0	125.0	115	60	47	6	4	32	0	86	1.18	.246
2011	A(Adv)	CLR	3	2	3.90	6	6	0	0	0	0	32.1	37	15	14	4	1	11	0	24	1.48	.289
2011	Minors	2 Teams	14	7	3.49	26	26	1	0	0	0	157.1	152	75	61	10	5	43	0	110	1.24	.255
2010	A(Short)	WIL	3	1	4.21	13	13	0	0	0	0	62.0	61	32	29	1	4	23	1	30	1.35	.254
Career	MLB	PHI	8	17	5.01	35	35	0	0	0	0	192.1	229	115	107	24	11	61	3	115	1.51	.298
Career	Minors	6 Teams	51	39	3.86	130	129	3	1	0	0	749.1	758	363	321	55	33	223	4	464	1.31	.266



RHP (Non-Roster Invitee)

RYAN BURR

Born: May 28, 1994, Highlands Ranch, CO

School: Arizona State

Acquired: MiLB FA, 12/12/23

MLB: 1.143

Bats: Right

Throws: Right

Height: 6-4 Weight: 220

2023 Season

Spent the entire season with Triple-A Durham...Posted a 3.09 ERA in 23.1IP, striking out 23 and walking just 3...Began the season on the 7-Day IL, activated 5/16... Had multiple IL stints (5/29-6/18, 7/5-8/1, 8/12-9/8)... Finished the season on a seven game (9.2IP) scoreless streak, striking out 11 and walking just one...Allowed six of the eight earned runs against him on the season in just two outings (1.1IP), otherwise allowed just two ER in 22IP...Elected free agency at the completion of the season...Signed with the Phillies on 12/12...

PAST SEASONS-HIGHLIGHTS-PERSONAL

Originally drafted by Arizona in the 5th round of the 2015 MLB Draft out of Arizona State...Had previously been drafted in the 33rd round by the Rangers in 2012 out of high school but did not sign...Traded from Arizona to Chicago (AL) on 8/11/17 for international signing bonus pool money...Made his Major League debut with Chicago on 8/24/18...Underwent Tommy John surgery in June 2019...Non-Tendered by Chicago in December 2019 and then re-signed...Selected to Chicago's active roster on 5/27/21...Released by Chicago on 6/13/22...Signed as a MiLB FA by Tampa Bay on 8/30/22... Holds the school record at Arizona State with 38 career saves...Once recreated the infamous Alexander Hamilton-Aaron Burr duel with White Sox teammate Ian Hamilton as they both donned colonial clothing...

Yr.	Lg.	Tm.	W	L	ERA	G	GS	CG	SHO	SV	SVO	IP	H	R	ER	HR	HB	BB	IBB	SO	WHIP	AVG
2023	AAA	DUR	2	1	3.09	18	1	0	0	0	1	23.1	20	11	8	2	0	3	0	23	0.99	.225
2022	AAA	CLT	0	0	0.00	2	0	0	0	0	0	1.2	2	0	0	0	0	1	0	2	1.80	.286
2022	MLB	CWS	1	1	6.00	8	0	0	0	0	0	9.0	8	7	6	3	0	4	0	7	1.33	.229
2021	AAA	CLT	1	2	4.60	15	0	0	0	3	6	15.2	17	11	8	3	0	7	1	14	1.53	.262
2021	MLB	CWS	2	1	2.45	34	1	0	0	0	1	36.2	28	11	10	3	1	21	0	33	1.34	.224
2019	MLB	CWS	1	1	4.58	16	1	0	0	0	0	19.2	17	13	10	3	0	8	0	20	1.27	.273
2018	AA	BIR	4	2	2.72	30	0	0	0	2	0	43.0	30	15	13	3	0	23	0	43	1.23	.196
2018	AAA	CLT	0	1	1.08	7	0	0	0	0	0	8.1	4	2	1	0	0	2	0	8	0.72	.154
2018	MLB	CWS	0	0	7.45	8	0	0	0	0	0	9.2	12	8	8	3	1	6	1	6	1.86	.333
2018	Minors	2 Teams	4	3	2.45	37	0	0	0	2	5	51.1	34	17	14	3	0	25	0	51	1.15	.190
2017	A(Full)	CLT	1	2	2.81	22	0	0	0	4	5	32.0	29	10	10	3	1	15	0	46	1.38	.244
2017	A(Adv)	VIS	1	0	0.72	17	0	0	0	1	1	25.0	13	2	2	0	1	6	0	29	0.76	.160
2017	A(Adv)	WS	0	0	0.00	6	0	0	0	1	1	8.1	5	1	0	0	1	5	0	13	1.20	.179
2017	A(Adv)	2 Teams	1	0	0.54	23	0	0	0	2	2	33.1	18	3	2	0	2	11	0	42	0.87	.165
2017	Minors	3 Teams	2	2	1.65	45	0	0	0	6	7	65.1	47	13	12	3	3	26	0	88	1.12	.206
2016	ROK	A-DBA	0	0	0.00	2	0	0	0	0	0	2.0	2	0	0	0	1	1	0	2	1.50	.286
2016	A(Full)	CLT	1	2	3.86	14	0	0	0	0	0	21.0	22	12	9	0	0	9	1	18	1.48	.265
2016	Minors	2 Teams	1	2	3.52	16	0	0	0	0	0	23.0	24	12	9	0	1	10	1	20	1.48	.267
2015	A(Short)	HIL	3	0	1.88	13	0	0	0	3	5	14.1	7	3	3	1	1	5	0	21	0.84	.140
2015	A(Full)	CLT	1	0	0.46	13	0	0	0	0	0	19.2	12	1	1	0	0	6	0	28	0.92	.174
2015	Minors	2 Teams	4	0	1.06	26	0	0	0	3	5	34.0	19	4	4	1	1	11	0	49	0.88	.160
Career	Minors	8 Teams	14	10	2.31	159	1	0	0	14	24	214.1	163	68	55	12	5	83	2	247	1.15	.210
Career	MLB	CWS	4	3	4.08	66	2	0	0	0	1	75.0	65	39	34	12	2	39	1	66	1.39	.240



RHP (40-Man Roster)

MAX CASTILLO

Born: May 4, 1999, Caracas, Venezuela

MLB: 0.080

Acquired: Waiver Claim (BOS), 2/17/24

Bats: Right

Throws: Right

Height: 6-2 Weight: 280

2023 Season

Optioned to Triple-A Omaha to begin the season...Recalled by the Royals four times during regular season (5/7-5/19,7/16,8/12)...Made seven appearances for the Royals, going 0-1 with a 4.43 ERA across 20.1 innings... Pitched 22 games (21 starts) for Omaha, going 6-7 with a 4.58 ERA in 116 IP...DFA'd by the Royals on 12/19... Claimed by Boston on 1/2/24 and then DFA'd on 2/2/24 before being claimed by the Phillies...

PAST SEASONS-HIGHLIGHTS-PERSONAL

Originally signed by Toronto out of Venezuela as an INTL FA on 9/25/15...NRI to '22 Spring Training for Toronto...Made Major League debut with Toronto on 6/19/22 vs. NY Yankees...Appeared in nine games (two starts) with Toronto, pitching to a 3.05 ERA in 20.2 innings...Traded by TOR to KCR with Samad Taylor for Whit Merrifield on 8/2/22...Pitched in five games, four starts to close out 2022 with KC...2018 MWL Mid-Season All-Star...2019 FSL Post-Season All-Star...

Yr.	Lg.	Tm.	W	L	ERA	G	GS	CG	SHO	SV	SVO	IP	H	R	ER	HR	HB	BB	IBB	SO	WHIP	AVG
2023	AAA	OMA	6	7	4.58	22	21	0	0	0	0	116.0	117	66	59	31	3	28	0	94	1.25	.257
2023	MLB	KC	0	1	4.43	7	0	0	0	0	0	20.1	20	10	10	2	3	9	1	10	1.43	.267
2022	AA	NH	3	1	3.10	6	6	0	0	0	0	29.0	21	10	10	3	0	14	0	35	1.21	.198
2022	AAA	BUF	2	0	0.66	7	6	0	0	0	0	27.1	10	2	2	2	1	10	0	29	0.73	.112
2022	AAA	OMA	1	1	8.44	7	6	0	0	0	0	21.1	35	24	20	3	2	9	0	22	2.06	.354
2022	MLB	TOR	0	0	3.05	9	2	0	0	0	0	20.2	15	9	7	4	0	5	0	20	0.97	.197
2022	MLB	KC	0	2	9.16	5	4	0	0	0	0	18.2	23	19	19	4	2	10	0	17	1.77	.307
2022	MLB	2 Teams	0	2	5.95	14	6	0	0	0	0	39.1	38	36	26	8	2	15	0	37	1.35	.252
2022	Minors	3 Teams	6	2	3.71	18	15	0	0	0	0	77.2	66	36	32	8	3	33	0	86	1.27	.224
2021	AA	NH	11	4	4.85	21	20	0	0	0	0	102.0	106	60	55	12	4	35	0	89	1.38	.265
2019	A(Adv)	DUN	11	5	2.69	24	24	0	0	0	0	130.1	115	46	39	8	4	28	0	114	1.10	.235
2018	A(Full)	LAN	10	5	4.52	28	22	0	0	1	2	131.1	142	74	66	12	7	42	0	115	1.40	.277
2017	ROK	BLU	6	0	3.80	10	10	0	0	0	0	47.1	54	23	20	4	1	7	0	52	1.29	.284
2016	ROK	D-BLJ	0	0	2.45	4	3	0	0	0	0	11.0	7	3	3	0	1	3	0	11	0.91	.175
2016	ROK	G-BLU	2	3	4.62	9	9	0	0	0	0	39.0	38	23	20	2	3	13	0	29	1.31	.257
2016	ROK	2 Teams	2	3	4.14	13	12	0	0	0	0	50.0	45	26	23	2	4	16	0	40	1.22	.239
Career	MLB	2 Teams	0	3	5.43	21	6	0	0	0	0	59.2	58	38	36	10	5	24	1	47	1.37	.257
Career	Minors	8 Teams	52	26	4.04	136	124	0	0	1	2	654.2	645	331	294	77	26	189	0	590	1.27	.255



INF (40-Man Roster) RODOLFO CASTRO

Born: May 21, 1999, Los Llanos, Dominican Republic

Acquired: Trade w/PIT (8/1/23)

MLB: 1.127

Bats: Switch

Throws: Right

Height: 6-0

Weight: 205

2023 Season

Acquired from PIT in exchange for Bailey Falter on 8/1/23...Spent the rest of the season on the Phillies roster...Appeared in 14 games for the Phillies (92 total), 3-for-30 w/PHI...In 78G w/PIT: .228/.317/.355, 6 homers, 22 RBI...Made PIT Opening Day Roster...Optioned to AAA on 7/16 before being traded...Optioned by Phillies to FCL on 9/30, recalled on 10/2...Hit .262 with all six of his homers against left handed pitching...Played 11 winter ball games w/Torres del Este, hitting .146... Between both PHI and PIT this season, appeared at 2B (45 games, 24 starts), SS (31 games, 26 starts) and 3B (16 games, 9 starts)...

PAST SEASONS-HIGHLIGHTS-PERSONAL

Originally signed as an INTL FA by PIT on 10/30/15...Made Major League debut w/PIT on 4/21/21...2017 FCL Post-Season All-Star...2019 SAL Mid-Season All-Star...Appeared in 31G w/PIT in 2021 and 71G in 2022...Hit 11 homers and posted a .725 OPS (103 OPS+) in 2023...Has appeared in games at the Major League level at 2B, 3B, & SS...

Yr.	Lg.	Tm.	AVG	G	AB	R	H	2B	3B	HR	RBI	BB	IBB	SO	SB	CS	OBP	SLG	OPS	PA	HBP	SAC	SF	GDP
2023	AAA	IND	.192	12	52	7	10	2	0	2	10	3	0	21	0	0	.246	.346	.592	57	1	0	1	1
2023	MLB	PIT	.228	78	197	19	45	7	0	6	22	21	1	62	1	4	.317	.355	.672	224	5	0	1	4
2023	MLB	PHI	.100	14	30	2	3	0	0	0	2	2	0	12	0	0	.156	.100	.256	32	0	0	0	0
2023	MLB	2 Teams	.211	92	227	21	48	7	0	6	24	23	1	74	1	4	.297	.322	.619	256	5	0	1	4
2022	AAA	IND	.246	75	272	31	67	13	2	12	40	32	0	86	6	3	.334	.441	.775	314	6	0	4	6
2022	MLB	PIT	.233	71	253	25	59	8	4	11	27	22	0	74	5	3	.299	.427	.726	278	2	0	1	6
2021	AA	ALT	.242	72	285	43	69	14	1	12	47	19	1	72	7	4	.295	.425	.720	312	4	0	4	6
2021	AAA	IND	.286	8	35	7	10	4	0	3	8	3	0	11	0	0	.342	.657	.999	38	0	0	0	1
2021	MLB	PIT	.198	31	86	9	17	2	0	5	8	6	0	27	0	0	.258	.395	.653	93	1	0	0	4
2021	Minors	2 Teams	.247	80	320	50	79	18	1	15	55	22	1	83	7	4	.300	.450	.750	350	4	0	4	7
2019	A(Full)	GBO	.242	61	215	33	52	13	2	14	46	18	0	68	6	5	.306	.516	.822	246	5	1	7	3
2019	A(Adv)	BRD	.243	57	202	26	49	13	1	5	27	13	2	54	1	0	.288	.391	.679	215	0	0	0	4
2019	Minors	2 Teams	.242	118	417	59	101	26	3	19	73	31	2	122	7	5	.298	.456	.754	461	5	1	7	7
2018	A(Full)	WV	.231	105	385	47	89	19	4	12	50	26	1	100	6	3	.278	.395	.673	426	1	8	6	7
2017	ROK	G-PHR	.277	53	188	27	52	12	4	6	32	16	1	47	4	3	.344	.479	.823	211	4	2	1	2
2016	ROK	D-PHR	.271	56	192	27	52	15	3	2	29	27	0	48	2	1	.360	.411	.771	230	3	2	6	4
Career	MLB	2 Teams	.219	194	566	55	124	17	4	22	59	51	1	175	6	7	.292	.380	.672	627	8	0	2	14
Career	Minors	7 Teams	.246	499	1826	254	450	105	17	68	289	157	5	507	32	19	.310	.434	.744	2049	24	13	29	34



OF (40-Man Roster) JAKE CAVE

Born: December 4, 1992, Hampton, VA School: Kecoughtan HS

Acquired: Claimed off Waivers (BAL), 12/2/22

MLB: 4.071

Bats: Left

Throws: Left

Height: 6-0

Weight: 200

2023 Season

Made Opening Day Roster for PHI...Optioned to LHV on 5/2...Recalled by PHI on 7/21...9-22, 3 2B, 2RBI, 7R, 3BB, 5/3-5/7@SYR...2-3, 2HR, 5/10vsMEM...5/9-5/14vsMIL: 10-22, 4 2B, 2HR, 7RBI, 6R, 2BB...IL POTW (5/22-5/28)...21G hitting streak (t-4th longest in franchise history)....437/.524/.862, 31-87, 16 2B, 7HR, 22RBI, 31R... IL POTM (May)... Appeared in 3 postseason games for the Phillies in the NLCS vs ARI and doubled to center field in Game 2 on 10/17 for his 1st career postseason XBH...Posted the 4th highest OPS in MiLB, 2nd highest SLG, 4th ISO, 10th wOBA, 7th wRC+...

PAST SEASONS-HIGHLIGHTS-PERSONAL

Originally drafted by NYY in 6th Round of the 2011 MLB Draft (Kecoughtan HS)...In 2022, Attended MLB Spring Training with MIN as a non-roster invitee...Claimed off waivers by BAL on 10/11 and then claimed by PHI from BAL on 12/2/22...Spent 2022 w/MIN (.54G, .213/.260/.384 5HR, 20RBI) + STP (.85G, .273/.370/.509, 14HR, 57RBI)...Reached base safely in 49 consecutive games from 5/3-7/7...Made Opening Day roster w/MIN each year from 2019-2022...Made ML debut w/MIN in 2018...Acquired by MIN from NYY in exchange for RHP Luis Gil on 3/16/18...2014 FSL Mid and Post-Season All-Star...2015 EAS Mid-Season All-Star...INT POTM, July 17 & May 23...MiLB.com Organizational NYY All-Star...

Yr.	Lg.	Tm.	AVG	G	AB	R	H	2B	3B	HR	RBI	BB	IBB	SO	SB	CS	OBP	SLG	OPS	PA	HBP	SAC	SF	GDP
2023	AAA	LHV	.346	59	237	61	82	30	1	5	49	31	0	56	2	3	.429	.684	1.113	275	5	0	2	2
2023	MLB	PHI	.212	65	184	18	39	8	1	5	21	15	0	55	3	0	.272	.348	.620	203	1	1	2	3
2022	AAA	STP	.273	85	322	63	88	20	7	14	57	43	3	93	10	0	.370	.509	.879	373	7	0	1	10
2022	MLB	MIN	.213	54	164	17	35	7	3	5	20	11	0	49	2	0	.260	.384	.644	177	0	0	2	2
2021	AAA	STP	.367	8	30	6	11	1	0	1	5	5	0	10	0	1	.472	.500	.972	36	1	0	0	2
2021	MLB	MIN	.189	76	164	14	31	6	1	3	13	10	0	62	1	1	.249	.293	.542	178	3	1	0	0
2020	MLB	MIN	.221	42	113	17	25	3	2	4	15	5	0	44	0	2	.285	.389	.674	123	5	0	0	0
2019	AAA	ROC	.352	48	196	37	69	18	4	7	39	15	0	50	5	0	.393	.592	.985	214	0	0	3	5

2019	MLB	MIN	.258	72	198	28	51	11	2	8	25	21	0	71	0	0	.351	.455	.806	228	8	0	1	5
2018	AAA	ROC	.269	59	216	26	58	9	1	6	28	26	1	55	4	2	.352	.403	.755	250	4	0	4	3
2018	MLB	MIN	.265	91	283	54	75	16	2	13	45	18	2	102	2	1	.313	.473	.786	309	3	2	3	2
2017	AA	TRN	.266	31	128	19	34	13	2	5	18	10	0	33	1	0	.317	.516	.833	140	0	1	1	4
2017	Minors	2 Teams	.253	72	278	47	90	13	3	15	38	18	1	82	1	3	.367	.542	.921	297	1	0	1	5
2017	Minors	2 Teams	.265	103	406	66	124	26	5	20	58	28	1	115	2	3	.351	.542	.893	347	1	1	1	5
2016	AA	TRN	.288	27	104	12	30	8	3	3	17	10	0	28	3	4	.353	.510	.863	116	1	0	1	5
2016	AAA	SWB	.261	89	322	47	84	18	6	5	38	26	2	78	3	3	.323	.401	.724	354	4	1	1	7
2016	Minors	2 Teams	.268	116	426	59	114	26	9	8	55	36	2	106	6	7	.330	.427	.757	470	5	1	2	12
2015	AA	TRN	.269	125	505	68	136	22	5	2	37	43	0	98	17	3	.330	.345	.675	563	5	5	5	3
2015	AAA	SWB	.458	7	24	4	11	3	1	0	2	3	0	8	0	0	.517	.667	1.184	29	1	0	1	1
2015	Minors	2 Teams	.278	132	529	72	147	25	6	2	39	46	0	106	17	3	.339	.359	.698	592	6	5	6	4
2014	A(Adv)	TAM	.304	90	385	50	117	18	4	3	24	28	0	80	10	3	.354	.395	.749	416	2	1	0	6
2014	AA	TRN	.273	42	176	24	48	10	5	4	18	18	0	44	2	3	.344	.455	.799	197	1	2	0	3
2014	Minors	2 Teams	.294	132	561	74	165	28	9	7	42	46	0	124	12	6	.351	.414	.765	613	3	3	0	9
2013	A(Full)	CSC	.282	115	464	69	131	37	6	2	31	40	0	110	18	9	.347	.401	.748	520	8	4	4	10
2011	ROK	G-YAN	.000	1	0	0	0	0	0	0	0	0	0	0	0	0	.500	.000	.500	2	0	0	0	0
2011	MLB	2 Teams	.231	400	1106	148	256	51	11	38	139	80	2	383	8	4	.293	.401	.694	1218	20	4	8	12
2011	Minors	8 Teams	.292	858	3388	533	989	220	48	83	401	317	7	825	76	34	.357	.459	.816	3782	40	14	23	62



INF (40-Man Roster) KODY CLEMENS

Born: May 15, 1996, Hornell, Texas

Acquired: Trade w/DET (1/7/23)

Bats: Left

Throws: Right

School: Texas

MLB: 1.035

Height: 6-1 Weight: 200

2023 Season

Began season w/LHV, recalled by PHI on 4/7...Appeared in 49G w/PHI, primarily at 1B...Homered three times in four games (4/23-4/30), including twice @ HOU...Walk-Off RBI 1B vs. DET, 7/8...Optioned back to LHV on 7/2...GW RBI 2B in 7th, 7/30vsSYR...2HR game, 8/3vsBUF...4-6, 2B, 3HR, 5RBI, 4R (Franchise Record 14 TB), 8/10@ROC...8/8-8/13@ROC...3-5, GS, 6RBI, 9/2vsSYR...3-5, 2HR, 5RBI, 9/15@ROC...Tied a career high by slugging 1B homers, posted new career highs in OBP, SLG & OPS...Appeared in games at 1B, 2B, 3B, SS, LF, RF... 32 hits, 7 doubles, 11 XBH and 15 runs through 49 games with the Phillies were all career highs... Became the 3rd position player since 1961 to pitch in consecutive team games from 5/1-2, joining Luis González (2022) and Hanser Alberto (2022)

PAST SEASONS-HIGHLIGHTS-PERSONAL

Originally drafted by DET in the 3rd Round of the 2018 MLB Draft out of Texas...Also drafted in the 35th Round by Houston in 2015 out of high school but did not sign...Made ML debut w/DET on 5/31/22...Appeared in 57 games w/DET in 2022...Struck out Shohei Ohtani on 9/5 for his first ML strikeout... Attended the University of Texas, where he was named the ABCA Co-Player of the Year and a First-Team All-American as a junior in 2018... Was a finalist for the Golden Spikes Award and the Dick Howser Trophy in 2018... Graduated from Memorial High School (TX)... Is the son of former ML pitcher Roger Clemens... His brother, Kacy, was selected by TOR in the 8th round of the 2017 MLB Draft...

Yr.	Lg.	Tm.	AVG	G	AB	R	H	2B	3B	HR	RBI	BB	IBB	SO	SB	CS	OBP	SLG	OPS	PA	HBP	SAC	SF	GIDP
2023	AAA	LHV	.256	62	234	51	60	10	4	18	52	43	0	58	7	3	.373	.564	.937	279	1	0	1	3
2023	MLB	PHI	.230	49	139	15	32	7	0	4	13	8	0	40	0	0	.277	.367	.644	148	1	0	0	1
2022	AAA	TOL	.274	60	241	41	66	12	6	13	43	20	1	71	5	2	.327	.535	.862	264	0	1	2	2
2022	MLB	DET	.145	57	117	13	17	4	0	5	17	8	0	33	1	0	.197	.308	.505	127	0	0	2	1
2021	A	LAK	.182	3	11	0	2	0	0	0	2	0	0	4	0	0	.182	.182	.364	11	0	0	0	0
2021	AAA	TOL	.247	97	369	66	91	15	6	18	59	36	0	94	4	1	.312	.466	.778	413	2	0	6	4
2021	Minors	2 Teams	.245	100	380	66	93	15	6	18	61	36	0	98	4	1	.309	.458	.767	424	2	0	6	4
2019	A(Adv)	LAK	.238	115	411	43	98	24	7	11	59	45	2	101	11	3	.314	.411	.725	469	4	1	8	9
2019	AA	ERI	.170	13	47	5	8	2	0	1	4	6	0	18	0	0	.278	.277	.555	54	1	0	0	0
2019	Minors	2 Teams	.231	128	458	48	106	26	7	12	63	51	2	119	11	3	.310	.397	.707	523	5	1	8	9
2018	A(Full)	WM	.302	41	149	18	45	10	2	4	17	21	1	27	3	1	.387	.477	.864	174	1	1	2	2
2018	A(Adv)	LAK	.238	11	42	6	10	2	0	1	3	2	0	12	1	0	.283	.357	.640	46	1	0	1	1
2018	Minors	2 Teams	.288	52	191	24	55	12	2	5	20	23	1	39	4	1	.365	.450	.815	220	2	1	3	3
Career	MLB	2 Teams	.191	106	256	28	49	11	0	9	30	16	0	73	1	0	.240	.340	.580	275	1	0	2	2
Career	Minors	6 Teams	.253	402	1504	230	380	75	25	66	239	173	4	385	31	10	.330	.467	.797	1710	10	3	20	21



RHP EFRAIN CONTRERAS (eff-rah-EEN)

Born: January 2, 2000, Ciudad Juarez, Mexico

Acquired: MiLB FA

MLB: 0.000

Bats: Right

Throws: Right

Height: 5-10 Weight: 225

2023 Season

Spent the entire season with Double-A San Antonio (SD)...Posted a 6-7 record, appearing in 35 games, 17 starts with a 4.92 ERA...In 97 innings, struck out 117 while walking 49...Pitched for Culican in the Mexican Pacific Winter League where he posted a 2.25 ERA in 18 appearances (16 IP) with 18K and 6 walks...

PAST SEASONS-HIGHLIGHTS-PERSONAL

Originally signed as a INTL FA by SD on 7/8/17...Spent entire MiLB career w/SD: 93 games (64 starts) amassing 328.1 IP with a 4.03 ERA and 1.27 WHIP...Pitched for current LHV Manager Anthony Contreras in 2019 in Fort Wayne...Underwent Tommy John Surgery following Instructional League in 2020...Did not appear in a game in 2020 or 2021...Placed on SD 40-man roster on 11/19/21...Became a free agent and re-signed as an MiLB FA w/SD on 11/21/22...Non-roster invitee to 2023 Spring Training...

Yr.	Lg.	Tm.	W	L	ERA	G	GS	CG	SHO	SV	SVO	IP	H	R	ER	HR	HB	BB	IBB	SO	WHIP	AVG
2023	AA	SA	6	7	4.92	35	17	0	0	4	5	97.0	87	59	53	14	4	49	1	117	1.40	.239
2022	A+	FW	0	5	5.74	17	17	0	0	0	0	53.1	64	35	34	7	5	25	0	64	1.67	.300
2019	A(Full)	FW	6	6	3.61	25	23	0	0	0	0	109.2	97	49	44	12	6	32	0	121	1.18	.236
2018	ROK	D-PAD	0	0	1.40	5	3	0	0	1	1	19.1	12	4	3	1	3	0	25	0.78	.171	
2018	ROK	A-PA1	1	3	2.72	9	4	0	0	0	0	43.0	36	15	13	3	3	9	0	44	1.05	.231
2018	A(Short)	TRI	1	0	0.00	2	0	0	0	0	0	6.0	1	0	0	0	2	0	7	0.50	.056	
2018	ROK	2 Teams	1	3	2.31	14	7	0	0	1	1	62.1	48	19	16	4	4	12	0	69	0.96	.212
2018	Minors	3 Teams	2	3	2.11	16	7	0	0	1	1	68.1	49	19	16	4	4	14	0	76	0.92	.201
Career	Minors	5 Teams	14	21	4.03	93	64	0	0	5	6	328.1	297	162	147	37	19	120	1	378	1.27	.241



RHP (40-Man Roster) DYLAN COVEY (COE-vee)

Born: August 14, 1991, Glendale CA School: Univ. of San Diego
Acquired: Claimed off Waiver (LAD), 5/20/23 MLB: 3.138
Bats: Right Throws: Right Height: 6-1 Weight: 215

2023 Season

Signed as a MiLB FA w/LAD on 1/27/23...Began season with Triple-A OKC...Contract purchased and called up by LAD on 5/17...DFA'd by LAD and claimed by PHI on 5/20... Excluding his lone start of the year on 5/28 at ATL (L, 0.2 IP, 7 R, 5 ER), posted a 2.76 ERA (13 ER, 42.1 IP) in 28 games for PHI... Posted a 1.86 ERA (6 ER, 29.0 IP) over his final 23 games (beginning on 6/20) which included 7 scoreless appearances (8.0 IP) to end the season... Set a new single-season career high with 29 appearances between LAD and the Phillies (previous: 27 with CWS in 2018)

PAST SEASONS-HIGHLIGHTS-PERSONAL

Originally drafted in 4th Round of the 2013 MLB Draft by OAK (San Diego)...Previously drafted in the 1st round (14th Overall) of the 2010 MLB Draft by MIL but did not sign after an August physical revealed he had Type 1 Diabetes...Spent 2021-2022 pitching with Rakuten Monkeys of the Chinese Professional Baseball League (16-10, 3.63 ERA, 198.1IP, 138K)...Signed w/TB as a MiLB FA in 2020, traded to BOS on July 21... Appeared in eight games for the Red Sox...Made his ML debut w/CWS in 2017... became the first White Sox pitcher since at least 1913 to lose his first seven career decisions, and go winless in his first 12 career starts...Split 2017/18/19 between CWS and Triple-A CLT...Claimed off waivers by CWS from OAK on 12/8/16...Career 4.33ERA as a reliever vs. 6.94 as a starter...

Yr.	Lg.	Tm.	W	L	ERA	G	GS	CG	SHO	SV	SVO	IP	H	R	ER	HR	HB	BB	IBB	SO	WHIP	AVG
2023	AAA	OKC	1	0	4.22	7	6	0	0	0	0	32.0	28	16	15	3	1	18	0	28	1.44	.228
2023	MLB	LAD	0	0	4.50	1	0	0	0	0	0	4.0	5	2	2	0	1	0	3	1.50	.294	
2023	MLB	PHI	1	3	3.69	28	1	0	0	0	2	39.0	43	20	16	3	2	16	1	27	1.51	.281
2023	MLB	2 Teams	1	3	3.77	29	1	0	0	0	2	43.0	48	22	18	5	2	17	1	30	1.51	.282
2020	MLB	BOS	0	0	7.07	8	0	0	0	0	0	14.0	18	11	11	2	0	2	0	11	1.43	.310
2019	AAA	CLT	2	1	2.82	13	11	0	0	0	0	51.0	59	19	16	6	1	9	0	46	1.33	.286
2019	MLB	CWS	1	8	7.98	18	12	0	0	0	1	58.2	75	54	52	12	3	28	2	41	1.76	.306
2018	AAA	CLT	3	1	2.33	7	7	0	0	0	0	38.2	32	14	10	3	2	15	0	35	1.22	.232
2018	MLB	CWS	5	14	5.18	27	21	0	0	0	0	121.2	129	81	70	13	2	52	4	91	1.49	.269
2017	ROK	A-WSX	0	0	0.00	3	3	0	0	0	0	5.0	2	0	0	0	0	0	0	5	0.40	.133
2017	AAA	CLT	0	0	3.00	2	0	0	0	0	0	6.0	5	2	2	1	1	1	0	3	1.00	.227
2017	MLB	CWS	0	7	7.71	18	12	0	0	0	0	70.0	83	60	60	20	1	34	1	41	1.67	.305
2017	Minors	2 Teams	0	0	1.64	5	3	0	0	0	0	11.0	7	2	2	1	1	1	0	8	0.73	.189
2016	AA	MID	2	1	1.84	6	6	0	0	0	0	29.1	21	14	6	2	1	17	0	26	1.30	.200
2015	A(Adv)	STK	8	9	3.59	26	26	0	0	0	0	140.1	135	65	56	13	6	43	0	100	1.27	.250
2014	A(Full)	BEL	4	9	4.83	18	17	2	0	0	0	100.2	98	59	54	3	5	26	0	69	1.23	.257
2014	A(Adv)	STK	3	5	7.15	8	8	0	0	0	0	35.0	49	31	31	2	5	15	0	22	1.64	.312
2014	Minors	2 Teams	7	14	5.48	26	25	2	0	0	0	139.2	147	90	85	5	10	41	0	91	1.35	.273
2013	A(Short)	VER	0	0	0.00	4	4	0	0	0	0	12.0	9	1	0	0	0	1	0	15	0.83	.205
2013	A(Full)	BEL	1	1	4.75	10	10	0	0	0	0	47.1	64	28	25	4	1	17	0	31	1.71	.327
2013	Minors	2 Teams	1	1	3.79	14	14	0	0	0	0	59.1	73	29	25	4	1	18	0	46	1.53	.304
Career	MLB	4 Teams	7	32	6.18	100	46	0	0	3	307.1	353	228	211	52	8	133	8	214	1.58	.288	
Career	Minors	7 Teams	24	27	3.86	104	98	2	0	0	0	501.1	502	249	215	37	23	162	0	380	1.32	.260



OF (Non-Roster Invitee) DAVID DAHL (doll)

Born: April 1, 1994, Birmingham, AL School: Oak Mountain HS
Acquired: Signed as MiLB FA, 2/17/24 MLB: 4.166
Bats: Left Throws: Right Height: 6-1 Weight: 197

2023 Season

Signed as MiLB FA w/SD, 12/5/22...Added to 40-Man roster on 3/30...Placed on IL (right quad strain), 4/7...Activated and optioned to Triple-A El Paso, 5/18...DFA'd and elected free agency, 6/9...Signed as MiLB FA w/LAD on 6/20 and spent the rest of the season with Triple-A Oklahoma City...Appeared in 9G w/ SD, going 1-for-9 with a homer...Played 71 combined games at Triple-A, slashing .278/.351/.466 with nine homers and 49 driven in...Elected free agency at the end of the season...


PAST SEASONS-HIGHLIGHTS-PERSONAL

Originally drafted by COL in the 1st Round (10th overall) of the 2012 MLB draft...Consensus top-100 prospect for COL in 2013/14/15/16...2016 Futures Game participant...Suffered a lacerated spleen 5/28/15 after an on-field collision and underwent surgery immediately thereafter...Made ML debut w/COL, 7/25/16... Recorded a hit in each of his first 17 career games, tying the MLB record for longest hitting streak to begin a career... Appeared in only 19 total Minor League games in 2017, missing most of the season with a stress reaction in his ribcage... Batted .273 (68-for-249) with 16 home runs and 48 RBI over 77 games with Colorado in 2018 and appeared in the postseason for COL, going 0-for-11...2019 NL All-Star representing COL... Appeared in a career-high 100 games, batting .302 with 15 home runs and 61 RBI in 2019...Limited to just 24 games w/COL in 2020...183 AVG, .222 OBP, .247 SLG, and .470 OPS were all career lows...Non-tendered by COL at the end of 2020...Signed as FA w/TEX for 2021, hitting .210 with four home runs and 18 RBIs before getting DFA'd and released on 8/6/21...Signed as MiLB FA w/MIL on 8/17/21 and played for Triple-A Nashville until he was released on 7/12/22...Signed as MiLB FA w/WAS on 7/22/22 and opted out of MiLB contract on 8/15/22...2012 PIO League MVP, Post-Season All-Star...2014 SAL Post & Mid-Season All-Star...MiLB.com COL Organizational All-Star (2012/14/15/16)...2016 EAS Mid-Season All-Star...NL POTW (9/30/18)...Wife Jacquelyn is the founder and CEO of 1UP Sports Marketing, which represents a number of professional athletes, including the NFL's Danny Amendola, Bradley Chubb, Julian Edelman and Patrick Mahomes...Committed to play baseball at Auburn University prior to being drafted by Colorado...Won a gold medal in the Pan American Games as a member of Team USA when he was a senior in high school...High school teammates with Joey Gallo...

Yr.	Lg.	Tm.	AVG	G	AB	R	H	2B	3B	HR	RBI	BB	IBB	SO	SB	CS	OBP	SLG	OPS	PA	HBP	SAC	SF	GDP
2023	AAA	ELP	.265	17	68	11	18	5	0	1	10	8	0	7	0	0	.342	.382	.724	76	0	0	0	4
2023	AAA	OKC	.282	54	213	33	60	21	0	8	39	23	0	43	3	0	.354	.493	.847	237	1	0	0	6
2023	MLB	SD	.111	4	9	1	1	0	0	1	1	0	0	2	0	0	.111	.444	.555	9	0	0	0	0
2023	AAA	2 Teams	.278	71	281	44	78	26	0	9	49	31	0	50	3	0	.351	.466	.817	313	1	0	0	10

2024 IRONPIGS

2023	Minors	2 Teams	.278	71	281	44	78	26	0	9	49	31	0	50	3	0	.351	.466	.817	313	1	0	0	0	10
2022	AAA	NAS	.294	67	252	44	74	15	1	9	41	26	0	62	3	0	.357	.468	.825	280	0	0	0	2	4
2022	AAA	ROC	.224	18	67	10	15	5	0	1	10	8	0	22	1	0	.304	.343	.647	79	1	0	0	3	1
2022	AAA	2 Teams	.279	85	319	54	89	20	1	10	51	34	0	84	4	0	.345	.442	.787	359	1	0	0	5	5
2022	Minors	2 Teams	.279	85	319	54	89	20	1	10	51	34	0	84	4	0	.345	.442	.787	359	1	0	0	5	5
2021	AA	FRI	.322	6	23	7	12	0	0	1	7	2	0	3	1	0	.560	.652	1.212	25	0	0	0	0	1
2021	AAA	RR	.182	3	11	1	2	1	1	0	2	0	0	3	0	0	.182	.455	.637	11	0	0	0	0	0
2021	AAA	NAS	.327	31	110	18	36	12	1	3	15	8	0	17	0	0	.375	.536	.911	120	1	0	0	1	2
2021	MLB	TEX	.210	63	205	19	43	11	0	4	18	10	0	59	2	1	.247	.322	.569	220	1	1	3	3	3
2021	AAA	2 Teams	.314	34	121	19	38	13	2	3	17	8	0	20	0	0	.359	.529	.888	131	1	0	1	2	2
2021	Minors	3 Teams	.347	40	144	26	50	13	2	4	24	10	0	23	1	0	.391	.549	.940	156	1	0	1	3	3
2020	MLB	COL	.183	24	93	9	17	2	2	0	9	4	0	28	1	0	.222	.247	.469	99	1	0	1	0	0
2019	MLB	COL	.302	100	374	67	113	28	5	15	61	28	0	110	4	4	.353	.524	.877	413	4	2	5	3	3
2018	AAA	ABQ	.286	19	77	7	22	7	0	2	9	1	0	19	1	0	.295	.455	.750	78	0	0	0	1	1
2018	MLB	COL	.273	77	249	31	68	11	3	16	48	19	4	68	5	3	.325	.534	.859	271	1	0	2	4	4
2017	A(Adv)	LAN	.429	2	7	2	3	0	0	1	2	1	0	1	0	0	.500	.837	1.357	8	0	0	0	0	0
2017	AAA	ABQ	.243	17	70	12	17	2	2	2	14	3	0	17	1	1	.274	.414	.688	74	0	1	0	4	1
2017	Minors	2 Teams	.260	19	77	14	20	2	2	3	16	4	0	18	1	1	.296	.455	.751	82	0	1	0	1	0
2016	AA	HFD	.278	76	288	53	80	21	2	13	45	39	1	85	16	5	.367	.500	.867	332	2	2	1	1	1
2016	AAA	ABQ	.484	16	62	17	30	6	2	5	16	6	1	11	1	2	.529	.887	1.416	68	0	0	0	0	1
2016	MLB	COL	.315	63	222	42	70	12	4	7	24	15	0	59	5	0	.359	.500	.859	237	0	0	0	0	3
2016	Minors	2 Teams	.314	92	350	70	110	27	4	18	61	45	2	96	17	7	.394	.569	.963	400	2	2	1	2	2
2015	A(Short)	BOI	.125	6	24	1	3	1	0	0	1	0	0	9	0	0	.125	.167	.292	24	0	0	0	0	0
2015	AA	NBR	.278	73	288	46	80	16	3	6	24	11	0	72	22	7	.304	.417	.721	302	0	3	0	1	1
2015	Minors	2 Teams	.266	79	312	47	83	17	3	6	25	11	0	81	22	7	.291	.397	.688	326	0	3	0	1	1
2014	A(Full)	ASH	.309	90	392	69	121	33	6	10	41	23	0	65	18	5	.347	.500	.847	422	1	4	2	4	4
2014	A(Adv)	MOD	.267	29	120	14	32	8	2	4	14	5	0	27	3	0	.296	.467	.763	125	0	0	0	0	0
2014	Minors	2 Teams	.299	119	512	83	153	41	8	14	55	28	0	92	21	5	.335	.492	.827	547	1	4	2	4	4
2013	A(Full)	ASH	.275	10	40	9	11	4	1	0	7	2	0	8	2	0	.310	.425	.735	42	0	0	0	0	0
2012	ROK	GJ	.249	67	280	62	106	22	10	9	57	21	3	42	12	7	.423	.625	1.048	306	2	1	2	4	4
Career	MLB	3 Teams	.271	331	1152	169	312	64	14	43	161	76	4	326	17	8	.317	.463	.780	1249	7	3	11	13	13
Career	Minors	13 Teams	.302	601	2392	416	722	179	31	75	354	187	5	513	84	27	.353	.497	.850	2609	8	11	11	31	31



OF (Non-Roster Invitee) CARLOS DE LA CRUZ

Born: October 6, 1999, Yonkers, N.Y. School: George Washington HS
Acquired: Signed as UDFA, 8/23/17 MLB: 0.00
Bats: Right Throws: Right Height: 6-8 Weight: 210

2023 Season

Played entire 2023 campaign with Reading... Eastern League All-Star at 1B... Played 1B and all three OF spots... Set a career high in homers, finished t-3rd in the EL in HR, 7th in RBI, 7th in BA, 7th in SLG, 6th in OPS, 1st in H, t-3rd in 2B, 2nd in XBH, 1st in TB, 2nd in R, among qualifiers... From May 12 through June 25, he posted a 38-game on-base streak (.897 OPS) which was the longest such streak in the EL in 2023 and the longest for a Reading player since 2009... MiLB.com Organizational All-Star... Appeared in four games with Gigantes del Cibao in the Dominican Winter League...

PAST SEASONS-HIGHLIGHTS-PERSONAL

#14 Phillies prospect per Baseball America... Originally signed by the Phillies as an UDFA out of Yonkers, NY in 2017... 2022 MiLB.com Organizational All-Star... Played for Surprise in the AFL in 2022...

Yr.	Lg.	Tm.	AVG	G	AB	R	H	2B	3B	HR	RBI	BB	IBB	SO	SB	CS	OBP	SLG	OPS	PA	HBP	SAC	SF	GDP
2023	A+	REA	.259	29	509	80	132	25	1	24	67	19	0	160	3	0	.344	.454	.798	582	14	0	5	14
2022	A+	JS	.266	64	214	29	57	10	1	10	67	19	0	75	5	2	.344	.463	.807	241	7	0	1	2
2022	AA	REA	.278	38	151	21	42	12	1	7	23	8	0	45	1	0	.315	.510	.825	162	1	0	2	1
2022	Minors	2 Teams	.271	102	365	50	99	22	2	17	47	27	0	120	6	2	.333	.482	.815	403	8	0	3	3
2021	ROK	F-PHI	.200	9	20	3	4	0	0	0	1	8	0	8	3	0	.467	.200	.667	30	2	0	0	0
2021	A+	CLR	.148	37	122	10	18	5	0	2	11	13	0	56	2	0	.252	.238	.490	139	4	0	0	3
2021	A+	JS	.242	17	62	10	15	4	0	3	14	5	0	23	0	0	.294	.452	.746	68	0	0	1	2
2021	Minors	3 Teams	.181	63	204	23	37	9	0	5	26	26	0	87	5	0	.291	.299	.590	237	6	0	1	5
2019	A(Full)	LWD	.220	117	428	38	94	17	4	7	50	27	0	159	7	7	.271	.327	.598	461	4	0	2	5
2018	ROK	G-PHE	.284	43	148	20	42	8	0	6	21	11	0	56	2	1	.345	.459	.804	165	4	0	2	2
Career	Minors	5 Teams	.244	454	1654	211	404	81	7	59	211	145	1	582	23	10	.317	.409	.726	1848	36	0	13	29



RHP CARLOS FRANCISCO

Born: July 2, 1999, Bayamon, Puerto Rico School: Hillsborough CC
Acquired: 28th Rd, 2019 MLB Draft MLB: 0.000
Bats: Right Throws: Right Height: 6-4 Weight: 220

2023 Season

Began the season with High-A Jersey Shore... Promoted to Reading on 6/29 where he spent the rest of the season... Appeared in 49 total games in relief, going 5-for-6 in save chances and striking out 73 in 60.1 innings across the two levels... Phillies minor league pitcher of the month for June (0.93 ERA in 8 appearances at Jersey Shore — 13 K's, 1 BB, 0.62 WHIP and .152 BAA)... Pitched for Mayaguez (4G, 4IP, OR) in the Puerto Rican Winter League for a third straight winter...

PAST SEASONS-HIGHLIGHTS-PERSONAL

Originally drafted by the Phillies in the 28th Rd. of the 2019 MLB Draft out of Hillsborough CC... Spent all of 2022 with Jersey Shore... Played at three levels (Rk, A, A+) in 2021...

Yr.	Lg.	Tm.	W	L	ERA	G	GS	CG	SHO	SV	SVO	IP	H	R	ER	HR	HB	BB	IBB	SO	WHIP	AVG
2023	A+	JS	2	0	2.93	25	0	0	0	5	5	30.2	19	12	10	1	3	11	4	38	0.98	.176
2023	AA	REA	4	2	5.16	24	0	0	0	0	1	29.2	24	19	17	2	3	21	4	35	1.52	.231
2023	Minors	2 Teams	6	2	4.03	49	0	0	0	5	6	60.1	43	31	27	3	6	32	4	73	1.24	.203
2022	A+	JS	5	13	4.11	41	0	0	0	0	0	47.1	35	35	27	2	1	28	0	55	1.33	.201
2021	ROK	F-PHI	0	0	18.00	1	0	0	0	0	0	1.0	3	2	2	0	1	0	0	3.00		.750
2021	A+	CLR	1	0	2.84	14	0	0	0	3	3	12.2	8	6	4	2	0	7	0	18	1.18	.178
2021	A+	JS	2	0	6.14	11	0	0	0	0	0	14.2	13	10	10	2	3	8	0	17	1.43	.224
2021	Minors	3 Teams	3	0	5.08	26	0	0	0	3	3	28.1	24	18	16	4	4	15	0	35	1.38	.224
2019	ROK	G-PHE	3	2	3.68	14	0	0	0	0	3	22.0	24	11	9	0	3	3	0	19	1.23	.276
Career	Minors	4 Teams	13	7	4.50	130	0	0	0	8	13	158.0	126	95	79	9	14	78	4	182	1.29	.217



C (Non-Roster Invitee) CAM GALLAGHER

Born: December 6, 1992, Lancaster, PA School: Manheim Township HS
Acquired: Signed as MiLB FA, 2/25/24 MLB: 5.073
Bats: Right Throws: Right Height: 6-3 Weight: 230

2023 Season

Signed as MiLB FA w/CLE on 1/4/23...Contract selected by CLE on 3/30/23 and made Opening Day Roster...Went on concussion IL from 8/18-8/24...Elected free agency at the completion of the season...Spent the entire campaign as CLE's backup catcher...Appeared in 56 games (53 starts) at catcher, a career high...Was the seventh consecutive season he appeared in the Major Leagues...

PAST SEASONS-HIGHLIGHTS-PERSONAL

Originally drafted by KCR in the 2nd round of the 2011 MLB Draft (Manheim Township HS)... Spent the entirety of his career, until the 2022 trade deadline w/KCR...Dealt by KCR to SD on 8/2/22...Was then DFA'd and claimed by BAL...DFA'd by BAL and elected free agency at the end of the 2022 season...Made ML debut w/ KCR on 8/6/17...First career homer was a grand slam during KCR's 'Sonic Slam' promotion in the sixth inning, winning a fan \$25,000...Made KCR Opening Day roster for the first time in 2018...With KCR (six seasons): Appeared in 171G, .240/.302/.355, 7HR, 39RBI...Father, Glenn, pitched in the Toronto Blue Jays' organization after being selected in the third round of the 1981 First-Year Player Draft...Older brother, Austin, was a third-round pick of the Los Angeles Dodgers in 2007... Big fan of Philadelphia sports teams growing up...Favorite players were Allen Iverson, Donovan McNabb, Chase Utley and Ryan Howard...Attended the Phillies' 2008 World Series parade as a freshman in high school...Represented the United States in the 2015 Pan-Am games, helping to bring home a silver medal...

Yr.	Lg.	Tm.	AVG	G	AB	R	H	2B	3B	HR	RBI	BB	IBB	SO	SB	CS	OBP	SLG	OPS	PA	HBP	SAC	SF	GDP
2023	MLB	CLE	.126	56	143	6	18	6	0	0	7	4	0	46	0	0	.154	.168	.322	149	1	0	1	3
2022	AAA	OMA	.182	10	33	3	6	1	0	2	5	3	0	12	0	0	.250	.394	.644	36	0	0	0	1
2022	AAA	ELP	.255	16	55	9	14	4	0	1	10	6	0	11	0	0	.317	.382	.699	63	0	0	2	4
2022	AAA	NOR	.059	5	17	1	1	1	0	0	3	3	0	8	0	0	.200	.118	.318	20	0	0	0	0
2022	MLB	KC	.214	18	42	1	9	5	0	0	5	3	0	13	0	0	.267	.333	.600	47	0	2	0	0
2022	AAA	3 Teams	.200	31	105	13	21	6	0	3	18	12	0	31	0	0	.277	.343	.620	119	0	0	2	5
2022	Minors	3 Teams	.200	31	105	13	21	6	0	3	18	12	0	31	0	0	.277	.343	.620	119	0	0	2	5
2021	AAA	OMA	.222	7	27	4	6	0	0	1	3	5	0	4	0	0	.344	.333	.677	32	0	0	0	3
2021	MLB	KC	.250	48	112	9	28	6	0	1	7	8	0	20	0	0	.298	.330	.628	124	0	2	1	2
2020	MLB	KC	.283	25	53	10	15	5	0	1	3	6	0	11	0	0	.356	.434	.790	60	0	1	0	0
2019	MLB	KC	.238	45	126	14	30	7	0	3	12	11	0	28	0	1	.312	.365	.677	142	3	1	1	3
2018	AAA	OMA	.265	77	268	28	71	13	0	4	42	26	0	38	1	0	.334	.358	.692	303	3	4	2	6
2018	MLB	KC	.206	22	63	5	13	3	0	1	7	3	0	15	0	0	.250	.302	.552	69	1	1	1	1
2017	AAA	OMA	.292	73	260	26	76	13	0	5	37	18	2	33	0	1	.336	.400	.736	282	0	2	2	12
2017	MLB	KC	.250	13	24	2	6	1	0	1	5	3	0	4	0	0	.333	.417	.750	27	0	0	0	1
2016	AA	NWA	.259	91	301	23	78	16	1	4	24	37	1	52	2	2	.348	.359	.707	346	5	0	2	10
2015	A(Adv)	WIL	.245	77	253	24	62	15	0	5	23	28	2	34	0	0	.323	.364	.687	290	2	5	2	11
2014	A(Adv)	WIL	.228	96	312	24	71	18	0	5	34	37	0	38	1	0	.306	.333	.639	361	1	5	6	8
2013	A(Full)	LEX	.212	66	222	19	47	15	0	3	18	24	0	28	0	0	.302	.306	.608	256	6	1	3	6
2012	ROK	BUR	.276	36	127	13	55	10	0	3	15	10	0	16	1	3	.331	.425	.756	139	1	0	1	3
2011	ROK	A-ROY	.141	20	78	6	11	0	0	1	7	7	0	15	0	0	.209	.179	.388	86	0	0	1	1
2011	ROK	IDF	.200	8	30	2	6	0	0	1	2	3	1	4	0	0	.273	.300	.573	33	0	0	0	0
2011	ROK	2 Teams	.157	28	108	8	17	0	0	2	9	10	1	19	0	0	.227	.213	.440	119	0	0	1	1
2011	Minors	2 Teams	.157	28	108	8	17	0	0	2	9	10	1	19	0	0	.227	.213	.440	119	0	0	1	1
Career MLB	2 Teams	.211	227	563	47	119	33	0	7	46	38	0	137	0	1	.266	.307	.573	618	5	7	4	10	
Career Minors	9 Teams	.244	582	1983	182	484	106	1	34	223	207	6	293	5	6	.318	.350	.668	2247	18	17	21	65	



C (Non-Roster Invitee) ARAMIS GARCIA (Air-uh-miss)

Born: January 12, 1993, Hialeah, FL School: FIU
Acquired: Re-signed as MiLB FA (11/6/23) MLB: 3.03
Bats: Right Throws: Right Height: 6-1 Weight: 228

2023 Season

Spent entire 2023 season on the IronPigs roster...Was a non-roster invitee to Phillies Spring Training after signing as a MiLB FA...9th inning game-tying solo HR, 3/31@ROC...Placed on IL, 4/16...Activated from IL, 4/29...3-6, 2B, 3RBI, GW RBI 1B in 11th, 5/14vsMEM...IL Stint (Dislocated Middle Finger), 5/27-7/6...Rehab w/ JS, 3-6, 1-11, 2B, 2RBI...6-12, 2 2B, HR, 4RBI, R, SB, 7/18-23@TOL...GS, 4-hit game, 5RBI, 7/26vsSYR...3-5, 2HR, 8/18vsJAX...2nd straight multi-HR G, 2-4, 2HR, 8/20vsJAX...slashed .251/.295/.523 over 53 games for the IronPigs with 25 of his 49 hits going for extra bases...From 7/19-9/17 (29G), slashed .324/.365/.714 (1.080 OPS), with eight 2B and 11 HR...

PAST SEASONS-HIGHLIGHTS-PERSONAL

Originally drafted by SFG in the 2nd Round of the 2014 MLB Draft out of FIU...Had previously been drafted by STL in the 20th Rd. in 2011 out of high school but did not sign... Made ML debut with SFG on 8/31/18, hit a solo home run for his first career hit...Appeared in 19 total games with SFG in 2019... Injured his right hip in December 2019 while playing in the Dominican Winter League...underwent surgery on his right hip labrum on Feb. 6, 2020, missing the entire season...DFA'd by SFG on 11/20/20 and claimed by TEX...Traded from TEX to OAK on 2/6/21 along with Elvis Andrus for Khrist Davis, Jonah Heim, and Dane Acker...Appeared in 32G in 2021 w/OAK...DFA'd by OAK and released on 9/22/21...In 2022, was a non-roster invitee after signing as a MiLB FA to Spring Training with CIN and made the Opening Day roster, appearing in 47 games...DFA'd by CIN on 10/4/22 and claimed by BAL and was DFA'd again, electing free agency...Signed with PHI as a MiLB FA on 2/16/23...2015 SAL Mid-Season and Post-Season All-Star...2015 & 2017 MiLB.com SFG Organizational All-Star...2017 CAL Mid-Season All-Star...2014 Conference USA Player of the Year...Was a 2013 and 2014 semifinalist for the Johnny Bench Award as the best collegiate catcher in the country...

Yr.	Lg.	Tm.	AVG	G	AB	R	H	2B	3B	HR	RBI	BB	IBB	SO	SB	CS	OBP	SLG	OPS	PA	HBP	SAC	SF	GDP
2023	A+	JS	.091	3	11	0	1	1	0	0	2	0	0	5	0	0	.083	.182	.265	12	0	0	1	0
2023	AAA	LHV	.251	53	195	28	49	11	0	14	44	8	0	56	3	0	.295	.523	.818	210	5	0	2	3
2023	Minors	2 Teams	.243	56	206	28	50	12	0	14	46	8	0	61	3	0	.284	.505	.789	222	5	0	3	3
2022	AAA	LOU	.190	5	21	2	4	2	0	1	4	1	0	9	0	0	.227	.429	.656	22	0	0	0	0
2022	MLB	CIN	.213	47	108	6	23	2	0	1	4	3	0	34	0	1	.248	.259	.507	115	2	2	0	4

2024 IRONPIGS

2021	AAA	LV	.268	30	112	15	30	8	0	2	15	9	0	27	0	0	.323	.393	.716	124	1	0	2	4
2021	MLB	OAK	.205	32	88	8	18	1	0	3	7	1	0	28	0	0	.239	.318	.557	94	3	2	0	4
2019	AAA	SAC	.271	89	332	52	90	20	2	16	55	34	0	114	0	2	.343	.488	.831	371	3	1	1	11
2019	MLB	SF	.143	18	42	5	6	1	0	2	5	4	1	21	0	0	.217	.310	.527	46	0	0	0	1
2018	AA	SAC	.237	80	301	36	70	14	1	11	33	20	0	76	0	1	.287	.395	.682	328	4	0	3	9
2018	AAA	SAC	.237	10	38	5	9	1	0	0	4	2	0	12	0	0	.268	.263	.531	41	0	0	1	1
2018	MLB	SF	.286	19	63	8	18	1	0	4	9	2	0	31	0	0	.308	.492	.800	65	0	0	0	1
2018	Minors	2 Teams	.233	90	339	41	79	15	1	11	37	22	0	88	0	1	.285	.381	.666	369	4	0	4	10
2017	A+	SJ	.272	81	324	43	88	20	1	17	65	15	0	73	0	0	.314	.497	.811	347	6	0	2	10
2017	AA	RIC	.282	22	78	11	22	12	0	0	8	9	0	21	0	0	.360	.436	.796	89	1	0	1	5
2017	Minors	2 Teams	.274	103	402	54	110	32	1	17	73	24	0	94	0	0	.323	.485	.808	436	7	0	3	15
2016	ROK	A-GIA	.227	6	22	1	5	1	0	0	4	0	0	1	0	0	.217	.273	.490	23	0	0	1	2
2016	A+	SJ	.257	41	144	20	37	6	0	2	20	14	0	42	1	0	.323	.340	.663	160	0	2	0	6
2016	Minors	2 Teams	.253	47	166	21	42	7	0	2	24	14	0	43	1	0	.309	.331	.640	183	0	2	1	8
2015	A(Full)	AUG	.273	83	319	42	87	15	1	15	61	35	0	77	0	1	.350	.467	.817	363	5	0	4	4
2015	A+	SJ	.227	20	75	10	17	4	0	0	5	9	0	22	1	0	.310	.280	.590	84	0	0	0	4
2015	Minors	2 Teams	.264	103	394	52	104	19	1	15	66	44	0	94	0	1	.342	.431	.773	447	5	1	4	8
2014	ROK	A-GIA	.219	8	32	6	10	3	0	0	5	0	0	6	0	0	.324	.313	.637	38	0	1	0	2
2014	A(Short)	SK	.229	20	70	5	16	3	0	2	12	5	0	19	0	0	.289	.357	.646	76	1	0	0	3
2014	Minors	2 Teams	.225	28	102	11	23	6	0	2	15	10	0	25	0	0	.301	.343	.644	114	1	1	0	5
Career MLB	3 Teams		.216	116	301	27	65	5	0	10	25	10	1	114	0	1	.253	.332	.585	320	5	4	0	10
Career Minors	10 Teams		.257	551	2074	276	532	121	5	80	335	166	0	560	5	4	.317	.435	.752	2288	26	4	18	64



LHP TRISTAN GARNETT

Born: March 29, 1998, Portland, OR

Acquired: Signed as UDFA (7/20/21)

Bats: Left

Throws: Left

School: Cal State Dominguez Hills

MLB: 0.000

Height: 6-6

Weight: 240


2023 Season

Began the season with High-A Jersey Shore...Didn't allow a run in his first seven AA appearances (8IP, 14K, 1BB, 2H) following promotion on 8/3...From five outings prior to his promotion and then his next seven at AA, went 13.1IP scoreless over 12 outings...

PAST SEASONS-HIGHLIGHTS-PERSONAL

Originally signed by the Phillies as an UDFA on 7/20/21... Spent 2019-21 with Cal State Dominguez Hills and 2018 with Linn Benton College...Attended DriveLine prior to the 2022 season... started all but one of his 17 appearances w/Cal-State Dominguez Hills, going 7-7 with a 4.56 ERA in 94.2 innings thrown

Yr.	Lg.	Tm.	W	L	ERA	G	GS	CG	SHO	SV	SVO	IP	H	R	ER	HR	HB	BB	IBB	SO	WHIP	AVG
2023	A+	JS	3	3	2.39	34	0	0	0	1	2	37.2	25	16	10	2	1	15	1	36	1.06	.191
2023	AA	REA	1	1	0.68	12	0	0	0	1	2	13.1	9	4	1	0	0	4	0	20	0.98	.184
2023	Minors	2 Teams	4	4	1.94	46	0	0	0	2	4	51.0	34	20	11	2	1	19	1	56	1.04	.189
2022	ROK	F-PHI	0	0	0.00	1	0	0	0	0	0	1.2	1	0	0	0	0	1	0	0	1.20	.200
2022	A	CLR	3	1	1.86	19	0	0	0	2	4	29.0	20	7	6	2	2	5	1	43	0.86	.196
2022	A+	JS	0	0	2.08	3	0	0	0	0	1	4.1	6	1	1	0	0	0	0	6	1.38	.316
2022	Minors	3 Teams	3	1	1.80	23	0	0	0	2	5	35.0	27	8	7	2	2	6	1	49	0.94	.214
2021	ROK	F-PHI	1	3	6.57	7	0	0	0	0	2	12.1	21	9	9	2	0	6	0	14	2.19	.382
Career Minors	4 Teams		8	8	2.47	76	0	0	0	4	11	98.1	82	37	27	6	3	31	2	119	1.15	.227



INF JACOB GONZALEZ

Born: June 26, 1998, Scottsdale, AZ

Acquired: Signed as MiLB FA (12/11/23)

Bats: Right

Throws: Right

School: Chaparral HS

MLB: 0.00

Height: 6-4

Weight: 220

2023 Season

Spent entire 2023 season with Altoona (PIT, AA)...Appeared in 86 games, slugging eight homers and driving in 44...

PAST SEASONS-HIGHLIGHTS-PERSONAL

Originally drafted by SFG in the 2nd Round of the 2017 MLB Draft...Reached as high as High-A in the SFG organization...Selected by PIT in the 2022 MiLB Rule 5 Draft...2017 ACL Post-Season All-Star...2022 PIT MiLB. com Organizational All-Star...Son of former Major Leaguer and All-Star Luis Gonzalez...

Yr.	Lg.	Tm.	AVG	G	AB	R	H	2B	3B	HR	RBI	BB	IBB	SO	SB	CS	OBP	SLG	OPS	PA	HBP	SAC	SF	GDP
2023	AA	ALT	.237	86	308	30	73	9	1	8	44	16	0	60	0	1	.293	.351	.644	338	10	0	4	8
2022	A	BRD	.393	24	89	14	35	11	0	4	16	9	1	14	0	0	.477	.652	1.129	107	7	0	2	2
2022	A+	GBO	.281	88	334	41	94	13	1	9	45	27	1	49	2	1	.349	.407	.756	373	9	0	3	14
2022	Minors	2 Teams	.305	112	423	55	129	24	1	13	61	36	2	63	2	1	.377	.459	.836	480	16	0	5	16
2021	A+	EUG	.174	27	92	10	16	4	0	1	9	8	0	21	1	0	.252	.250	.502	103	2	0	1	3
2019	A(Full)	AUG	.241	125	449	54	108	25	1	10	57	39	1	80	0	0	.312	.367	.679	504	10	0	6	9
2018	A(Full)	AUG	.227	122	459	54	104	20	2	8	45	31	1	107	7	5	.296	.331	.627	507	15	0	2	11
Career Minors	5 Teams		.248	472	1731	203	430	82	5	40	216	130	4	331	10	7	.317	.371	.688	1932	53	0	18	47



INF JIM HALEY

Born: February 23, 1995, Lansdowne, PA

Acquired: Re-signed as MiLB FA, 3/11/24

Bats: Right

Throws: Right

School: Penn State

MLB: 0.161

Height: 6-1

Weight: 195

2023 Season

Spent entire campaign with Lehigh Valley...4/4-4/8vsSWB: 8-22, 3 2B, HR, 3RBI, 4R, BB, SB...Inside-the-park 3R HR, 5/12vsMEM... 4-10, HR, 6RBI, 2R, 3SB, 7/14-7/16vsCLT...


PAST SEASONS-HIGHLIGHTS-PERSONAL

Originally drafted by TB in 19th round of 2016 MLB Draft (Penn State)... Signed as MiLB FA w/PHI on 12/21/22...

2024 IRONPIGS

Prior six seasons in TBR farm system...2022 w/Durham (112G): .231/.306/.440, 14 2B, 5 3B, 18HR, 47RBI, 61R, 35BB, 16-18SB...2019 FSL Mid-Season All-Star...Grew up in Lansdowne, PA (1HR from LHV and 30 min to PHI)...Played collegiately at Penn State...Has one sister and eight brothers...

Yr.	Lg.	Tm.	AVG	G	AB	R	H	2B	3B	HR	RBI	BB	IBB	SO	SB	CS	OBP	SLG	OPS	PA	HBP	SAC	SF	GIDP
2023	AAA	LHV	.253	108	364	62	92	17	4	11	58	34	0	94	18	1	.324	.412	.736	410	6	2	3	6
2022	AAA	DUR	.231	112	373	61	86	14	5	18	47	35	0	125	16	2	.306	.440	.746	420	7	1	3	11
2021	AA	MTG	.205	94	376	51	69	17	2	14	39	24	0	118	18	5	.276	.393	.669	373	10	0	0	7
2021	AAA	DUR	.000	1	4	0	0	0	0	0	0	0	0	0	0	0	.000	.000	.000	4	0	0	0	0
2021	Minors	2 Teams	.203	95	340	51	69	17	2	14	39	24	0	118	18	5	.273	.388	.661	377	10	0	0	7
2019	A(Adv)	CHA	.280	85	318	46	89	13	1	8	47	19	0	85	18	3	.333	.403	.736	345	7	0	1	7
2019	AA	MTG	.286	37	133	27	38	6	2	8	34	6	0	23	9	2	.317	.541	.858	142	1	0	0	2
2019	Minors	2 Teams	.282	122	451	73	127	19	3	16	81	25	0	108	27	5	.329	.443	.772	487	8	0	3	7
2018	A(Full)	BG	.323	80	300	47	97	22	2	7	47	15	0	52	13	2	.363	.480	.843	328	6	3	4	6
2017	A(Full)	BG	.320	27	100	9	32	6	0	1	14	4	0	17	2	0	.349	.410	.759	109	2	0	3	1
2017	A(Adv)	CHA	.224	43	125	8	28	4	0	0	16	7	0	31	9	1	.269	.256	.525	135	1	1	1	2
2017	Minors	2 Teams	.267	70	225	17	60	10	0	1	30	11	0	48	11	1	.305	.324	.629	244	3	1	4	3
2016	A(Short)	HV	.285	65	246	27	70	7	3	1	19	20	0	42	13	7	.342	.350	.692	272	3	0	3	1
Career	Minors	6 Teams	.261	652	2299	338	601	106	19	68	321	164	0	587	116	23	.319	.413	.732	2538	43	7	23	41



1B (40-Man Roster) DARICK HALL

Born: July 25, 1995, Hereford, AZ

Acquired: 14th Rd, 2016 MLB Draft

Bats: Left

Throws: Right

School: Dallas Baptist University

MLB: 0.161

Height: 6-4

Weight: 232

2023 Season

Made PHI Opening Day Roster (1st time)...Placed on IL on 4/6 after right thumb sprain that required surgery... Activated off IL and optioned to LHV on 6/19...Recalled by PHI on 7/2, optioned to LHV on 7/20...18G w/PHI: .167, 1HR, 3RBI, GW, 2RBI 1B in 8th, 7/29vsSYR...5-6, 2B, 2HR, 5RBI, 8/10@ROC... 11-29, 2B, 4HR, 9RBI, 6R, 4BB, 8/8-8/13@ROC...

PAST SEASONS-HIGHLIGHTS-PERSONAL

Originally drafted by PHI in 14th round of 2016 MLB Draft (Dallas Baptist)...Made ML debut in 2022 w/PHI: 42G, .250/.282/.522, 8 2B, 1 3B, 9HR, 16RBI, 19R...2022 w/LHV: 101G, .254/.330/.528, 28HR, 88RBI, 59R...2022 Recipient of the Paul Owens Award, presented annually to the organization's top minor league player...2019 Eastern League Mid & Post-Season All-Star...2018 Florida State League Mid-Season All-Star...2017 South Atlantic League MVP & Post-Season All-Star... 2016 Missouri Valley Conference Player of the Year, semifinalist for the John Olerud Two-Way Player of the Year Award... grandfather, Bo Hall, played in SF's organization and was the head baseball coach at Cochise College and Eastern Arizona College and his uncle, Shane Hall, played in BOS organization...

Yr.	Lg.	Tm.	AVG	G	AB	R	H	2B	3B	HR	RBI	BB	IBB	SO	SB	CS	OBP	SLG	OPS	PA	HBP	SAC	SF	GIDP
2023	A	CLR	.375	2	8	1	3	1	0	0	0	1	0	0	0	0	.444	.500	.944	9	0	0	0	0
2023	AAA	LHV	.311	74	286	46	89	11	1	18	57	42	0	65	0	0	.395	.545	.940	334	1	0	5	6
2023	MLB	PHI	.167	18	54	2	9	1	0	1	3	2	0	18	0	0	.196	.241	.437	56	0	0	0	2
2023	Minors	2 Teams	.313	76	294	47	92	12	1	18	57	43	0	65	0	0	.397	.544	.941	343	1	0	5	6
2022	AAA	LHV	.254	101	394	59	100	24	0	28	88	42	4	100	6	1	.330	.528	.858	443	4	0	3	14
2022	MLB	PHI	.250	42	136	19	34	8	1	9	16	5	0	44	0	0	.282	.522	.804	142	1	0	0	3
2021	AAA	LHV	.230	120	400	46	92	27	0	14	60	55	1	100	0	2	.338	.403	.741	471	12	0	3	7
2019	AA	REA	.235	132	456	69	107	38	1	20	67	60	6	134	5	1	.344	.454	.798	535	17	0	2	9
2018	A(Adv)	CLR	.277	48	173	28	48	12	0	11	35	18	2	39	1	0	.367	.538	.905	199	7	0	1	5
2018	AA	REA	.224	80	295	40	66	10	1	15	52	18	1	79	1	0	.296	.417	.713	331	14	0	4	11
2018	Minors	2 Teams	.244	128	468	68	114	22	1	26	87	36	3	118	2	0	.323	.462	.785	530	21	0	5	16
2017	A	LWD	.272	114	426	64	116	28	1	27	96	29	0	110	0	0	.340	.533	.873	477	17	0	5	10
2017	A(Adv)	CLR	.231	7	26	4	6	2	0	2	5	0	0	7	0	0	.231	.538	.769	26	0	0	0	0
2017	Minors	2 Teams	.270	121	452	68	122	30	1	29	101	29	0	117	0	0	.334	.533	.867	503	17	0	5	10
2016	A(Short)	WIL	.282	57	195	27	55	19	0	9	29	13	1	57	0	2	.372	.518	.890	226	16	0	0	3
Career	MLB	PHI	.226	60	190	21	43	9	1	10	19	7	0	62	0	0	.258	.442	.700	198	1	0	0	5
Career	Minors	6 Teams	.256	735	2659	384	682	172	4	144	489	278	15	691	13	6	.344	.487	.831	3051	88	0	25	65



RHP CRISTIAN HERNANDEZ

Born: September 23, 2000, Cumana, Venezuela

Acquired: Signed as INTL FA (7/9/17)

Bats: Right

Throws: Right

MLB: 0.000

Height: 6-3

Weight: 180

2023 Season

Spent the entire season with Double-A Reading... Didn't pitch from Aug. 9 to Sept. 1 while on IL...Struck out 66 batters in 51.2 IP...From 4/25-6/15: 20.1IP, 0.87ERA, 22K, 5BB, 3-0...Allowed just one run in his final five outings of the season, striking out 14 and walking 2 in 5.2 IP...

PAST SEASONS-HIGHLIGHTS-PERSONAL

Originally signed by the Phillies as an INTL FA on 7/9/17 out of Cumana, Venezuela...Pitched for Surprise in the 2022 AZFL...Spent most of 2021 with Clearwater and had 94 strikeouts, ranking second in Phillies system...2018 Dominican Summer League All-Star...

Yr.	Lg.	Tm.	W	L	ERA	G	GS	CG	SHO	SV	SVO	IP	H	R	ER	HR	HB	BB	IBB	SO	WHIP	AVG
2023	AA	REA	4	4	3.66	35	4	0	0	0	1	51.2	50	26	21	10	5	24	2	66	1.43	.249
2022	A+	JS	5	3	4.70	29	9	0	0	1	2	74.2	79	44	39	7	5	19	0	67	1.31	.269
2021	ROK	F-PHI	0	0	1.80	2	2	0	0	0	0	5.0	2	1	1	1	1	0	0	8	0.40	.118
2021	A	CLR	2	7	3.69	18	15	0	0	0	0	70.2	62	31	29	11	4	29	0	86	1.29	.235
2021	Minors	2 Teams	2	7	3.57	20	17	0	0	0	0	75.2	64	32	30	12	5	29	0	94	1.23	.228
2018	ROK	D-PHR	2	3	2.57	13	13	0	0	0	0	63.0	62	28	18	2	3	10	0	49	1.14	.250
Career	MLB	5 Teams	13	17	3.67	97	43	0	0	1	3	265.0	255	130	108	31	18	82	2	276	1.27	.249



C HERBERT ISER

Born: December 14, 1997, Montego Bay, Jamaica School: Dallas Baptist University
Acquired: 23rd Rd, 2019 MLB Draft MLB: 0.000
Bats: Left Throws: Right Height: 6-1 Weight: 210

2023 Season

Spent the entire season on the Reading roster, serving as backup catcher...Two stints on Development List from May 1-25 and June 22-25 with Reading...Pitched 0.1 innings Aug. 18 vs SOM (second outing of career)... Homered on June 8 and 16, marking dingers in two of three starts...

PAST SEASONS-HIGHLIGHTS-PERSONAL

Originally drafted by PHI in 23rd round of 2019 MLB Draft (Dallas Baptist)...Had previously been drafted in the 24th round of 2018 MLB draft by BAL, but did not sign...Has appeared with LHV in 2022 & 2021 (four games total)...Prior to joining Dallas Baptist, played two seasons at San Jacinto...Father was a member of the Cuban National Cycling Team...

Yr.	Lg.	Tm.	AVG	G	AB	R	H	2B	3B	HR	RBI	BB	IBB	SO	SB	CS	OBP	SLG	OPS	PA	HBP	SAC	SF	GDP
2023	AA	REA	.229	23	70	10	16	1	0	3	8	7	0	20	0	0	.308	.371	.679	78	1	0	0	2
2022	A+	CLR	.143	2	7	0	1	0	0	0	1	1	0	0	0	0	.250	.143	.393	8	0	0	0	1
2022	A+	JS	.274	32	95	6	26	4	0	2	14	13	1	23	0	1	.364	.379	.743	110	1	0	1	3
2022	AA	REA	.278	23	79	9	22	5	0	2	9	9	0	19	0	0	.360	.418	.778	89	1	0	0	2
2022	AAA	LHV	.286	3	7	0	0	0	0	0	1	0	2	0	0	0	.375	.286	.661	8	0	0	0	0
2022	Minors	4 Teams	.271	60	188	15	51	9	0	4	24	24	1	44	0	1	.358	.383	.741	215	2	0	1	6
2021	A	CLR	.000	1	3	0	0	0	0	0	0	0	0	1	0	0	.000	.000	.000	3	0	0	0	0
2021	A+	JS	.177	68	232	18	41	11	2	5	31	13	1	80	0	0	.225	.306	.531	254	3	0	5	4
2021	AAA	LHV	.000	1	1	0	0	0	0	0	0	0	0	0	0	0	.000	.000	.000	1	0	0	0	0
2021	Minors	3 Teams	.174	70	236	18	41	11	2	5	31	13	1	81	0	0	.222	.301	.523	258	3	0	5	4
2019	ROK	G-PHW	.500	5	16	5	8	2	2	0	3	3	0	2	0	1	.600	.875	1.475	20	1	0	0	0
2019	A(Short)WIL		.179	32	106	12	19	4	1	2	6	6	0	38	2	0	.224	.292	.516	116	1	0	3	0
2019	Minors	2 Teams	.221	37	122	17	27	6	3	2	9	9	0	40	2	1	.279	.369	.648	136	2	0	3	0



RHP (40-Man Roster) ORION KERKERING

Born: April 4, 2001, Huntington Beach, CA School: USF
Acquired: 5th Round, 2022 MLB Draft MLB: 0.010
Bats: Right Throws: Right Height: 6-2 Weight: 204

2023 Season

Began the season with Single-A Clearwater and was promoted to Jersey Shore (A+) in May, Reading (AA) on 7/6 and LHV (AAA) on 9/18, ultimately making his Major League debut and making the Phillies postseason roster...Appeared in seven postseason games, allowing two runs in 5.1 innings, striking out five...Won 2023 Paul Owens Award as organization's best pitcher...Transferred to LHV from REA (AA) on 9/18...21G w/REA: 0-1, 2.05ERA, 22IP, 7SV, 33K, 5BB, 19H...18G w/JS: 2-0, 1.77ERA, 20.1IP, 3SV, 27K, 6BB, 13H...9G w/CLR: 1-0, 4SV, 10.1IP, 18K, 1BB, 2H...Voted as best breaking pitch in Double-A/High-A/Single-A and Best reliever at High-A/Single-A in Baseball America Best Tools polls... Among minor league pitchers with 50.0 IP, he allowed the fewest number of runs (9), ranked 4th in ERA and was T-4th in WHIP (0.89)... Baseball America Minor League All-Star and named to the MiLB Awards All-MiLB Prospect First Team

PAST SEASONS-HIGHLIGHTS-PERSONAL

#6 prospect in the Phillies system per Baseball America...Originally drafted by Phillies in 5th Round of the 2022 MLB Draft out of USF... Split 2022 as a starter and reliever for USF, going 5-7 with 5.72 ERA. Had 91 strikeouts over 67.2 innings pitched...#6 Phillies prospect per Baseball America...

Yr.	Lg.	Tm.	W	L	ERA	G	GS	CG	SHO	SV	SVO	IP	H	R	ER	HR	HB	BB	IBB	SO	WHIP	AVG
2023	A	CLR	1	0	0.00	9	0	0	0	4	4	10.1	2	0	0	0	1	1	0	18	0.29	.061
2023	A+	JS	2	0	1.77	18	0	0	0	3	3	20.1	13	4	4	2	1	6	0	27	0.93	.178
2023	AA	REA	0	1	2.05	21	0	0	0	7	8	22.0	19	5	5	2	0	5	0	33	1.09	.229
2023	AAA	LHV	1	0	0.00	1	0	0	0	0	0	1.0	2	0	0	0	0	0	0	1	2.00	.400
2023	MLB	PHI	1	0	3.00	3	0	0	0	0	0	3.0	3	1	1	0	0	2	0	6	1.67	.250
2023	Minors	4 Teams	4	1	1.51	49	0	0	0	14	15	53.2	36	9	9	4	2	12	0	79	0.89	.186
2022	ROK	F-PHI	0	0	0.00	1	0	0	0	0	0	1.0	0	0	0	0	0	1	0	1	1.00	.000
2022	A	CLR	1	0	4.50	5	0	0	0	0	1	6.0	7	3	3	0	0	0	0	6	1.17	.292
2022	Minors	2 Teams	1	0	3.86	6	0	0	0	0	1	7.0	7	3	3	0	0	1	0	7	1.14	.269
Career	MLB	PHI	1	0	3.00	3	0	0	0	0	0	3.0	3	1	1	0	0	2	0	6	1.67	.250
Career	Minors	5 Teams	5	1	1.78	55	0	0	0	14	16	60.2	43	12	12	4	2	13	0	86	0.92	.195



UTL (Non-Roster Invitee) SCOTT KINGERY

Born: April 29, 1994, Phoenix, AZ School: Arizona University
Acquired: 2nd Round, 2015 MLB Draft MLB: 3.051
Bats: Right Throws: Right Height: 5-10 Weight: 180

2023 Season

Spent the entire season with Lehigh Valley...2-4, HR, 3B, 3/31@ROC (2nd straight game w/HR)...4/11-4/16@DUR: 6-21, RBI, 4R, BB, 4SB...6/30-7/4vsROC: 8-19, 2 2B, 2HR, 7RBI, 5R, 2BB, SB...2HR, 4RBI, 7/8@SWB...Go-Ahead GS, 8/2vsBUF...Franchise record 23rd consecutive SB, 9/13@ROC...


PAST SEASONS-HIGHLIGHTS-PERSONAL

Originally drafted by PHI in 2nd Round of the 2015 MLB Draft out of Arizona...2022 w/LHV (appeared in 1G w/ PHI, did not record PA): .95G, .230/.348/.371, 14 2B, 4 3B, 7HR, 34RBI, 51R, 54BB, 18-20SB...Made MLB debut in 2018 w/PHI (.147G): .226/.267/.339, 23 2B, 2 3B, 8HR, 35RBI...2019 w/PHI (.126G): .258/.315/.474, 19HR, 55RBI...2017 Futures Game Participant...2017 MiLB Gold Gloves...2017 BA Double-A All-Star...2017 Paul

2024 IRONPIGS

Owens Award Winner...Peaked as high as the 31st best prospect in baseball (BA)...2006 LLWS participant representing the SW Region...Signed a six-year, \$24 million contract extension prior to the 2018 season that concluded prior to 2024...Kingerly had one more renewable option on his MiLB contract which the Phillies exercised creating the scenario where his MLB deal ended but he stays in the organization...HAS an identical twin brother...

Yr.	Lg.	Tm.	AVG	G	AB	R	H	2B	3B	HR	RBI	BB	IBB	SO	SB	CS	OBP	SLG	OPS	PA	HBP	SAC	SF	GDP
2023	AAA	LHV	.244	117	405	68	99	18	3	13	47	48	0	135	24	1	.325	.400	.725	466	3	5	5	3
2022	AAA	LHV	.230	95	305	51	70	14	4	7	34	54	0	108	18	2	.348	.370	.718	366	2	4	1	1
2022	MLB	PHI	.000	1	0	0	0	0	0	0	0	0	0	0	0	0	.000	.000	.000	0	0	0	0	0
2021	AAA	LHV	.181	23	72	11	13	4	2	0	5	13	0	27	3	0	.307	.292	.599	88	1	0	2	1
2021	MLB	PHI	.053	15	19	1	1	0	0	0	0	0	0	12	0	0	.053	.053	.106	19	0	0	0	0
2020	MLB	PHI	.159	36	113	12	18	5	0	3	6	9	0	35	0	0	.228	.283	.511	124	1	1	0	1
2019	A(Full)	LWD	.333	1	3	0	1	0	0	0	0	0	0	0	0	0	.333	.333	.666	3	0	0	0	0
2019	AA	REA	.091	3	11	1	1	0	0	0	2	0	0	3	1	0	.083	.091	.174	12	0	0	1	0
2019	MLB	PHI	.258	126	458	64	118	34	4	19	55	34	1	147	15	4	.315	.474	.789	500	5	1	2	3
2019	Minors	2 Teams	.143	4	14	1	2	0	0	0	2	0	0	3	1	0	.133	.143	.276	15	0	0	1	0
2018	MLB	PHI	.226	147	452	55	102	23	2	8	35	24	1	126	10	3	.267	.338	.605	484	3	0	5	2
2017	AA	REA	.313	69	278	62	87	18	5	18	44	28	2	51	19	3	.379	.608	.987	317	4	3	4	4
2017	AAA	LHV	.294	63	265	41	78	11	3	8	21	13	1	58	10	2	.337	.449	.786	286	5	1	2	4
2017	Minors	2 Teams	.304	132	543	103	165	29	8	26	65	41	3	109	29	5	.359	.530	.889	603	9	4	6	8
2016	A(Adv)	CLR	.293	94	375	60	110	29	3	3	28	33	0	54	26	5	.360	.411	.771	420	7	3	2	7
2016	AA	REA	.250	37	156	16	39	7	0	2	18	5	0	36	4	2	.273	.333	.606	166	1	1	3	2
2016	Minors	2 Teams	.281	131	531	76	149	36	3	5	46	38	0	90	30	7	.335	.388	.723	586	8	4	5	9
2015	A(Full)	LWD	.250	66	252	43	63	9	2	3	21	18	0	43	11	1	.314	.337	.651	282	7	2	3	11
Career	MLB	PHI	.229	325	1042	132	239	62	6	30	96	67	2	320	25	7	.280	.387	.667	1127	9	2	7	6
Career	Minors	4 Teams	.264	568	2122	353	561	110	22	54	220	212	3	515	116	16	.336	.413	.749	2406	30	19	23	33



UTL (Non-Roster Invitee)

MATT KROON

Born: December 5, 1996, Scottsdale, AZ

Acquired: 18th Round, 2018 MLB Draft

Bats: Right

Throws: Right

Height: 6-1

School: Oklahoma State

MLB: 0.000

Weight: 195


2023 Season

Began season with Reading...Transferred from REA to LHV, 8/7...79G w/REA : .319/.387/.433, 24 2B, 2 3B, 8HR, 44RBI, 22-28SB...HR in 1st triple-A PA, 3-5, 2B, HR, 8/9@ROC...IL Stint (Hamstring), 8/11-9/3...Played for Scottsdale in the AZFL, hitting .262 with one homer and 15 RBI in 18 games...Slashed .381/.467/.165 with LHV in 15 games...Overall in 2023, slashed .326/.399/.526 with 11 homers, 31 2B, 5 3B, 58 RBI, and 26 SB... led the Eastern League with a .319 batting average over 79 games...hit safely in his first 13 games s an IronPig...31 doubles in 2023 were tied for the lead among all Phillies minor leaguers...Named a MiLB.com Organizational All-Star...

PAST SEASONS-HIGHLIGHTS-PERSONAL

Originally drafted by PHI in the 18th Round of the 2018 MLB Draft (OK State)...Had previously been drafted out of high school in the 38th Round in 2015 by CIN (did not sign) and by PHI in the 30th Round (did not sign) in 2017 out of Central Arizona College...Missed all but two games in 2022 due to right knee injury...Son of former Major Leaguer Marc Kroon (also pitched in Japan)...

Yr.	Lg.	Tm.	AVG	G	AB	R	H	2B	3B	HR	RBI	BB	IBB	SO	SB	CS	OBP	SLG	OPS	PA	HBP	SAC	SF	GDP
2023	A+	JS	.200	3	10	1	2	0	1	0	1	2	0	3	0	1	.333	.400	.733	12	0	0	0	0
2023	AA	REA	.319	79	298	53	95	24	2	8	44	33	0	66	22	6	.387	.493	.880	344	5	0	8	5
2023	AAA	LHV	.381	15	63	12	24	7	3	3	13	11	0	15	4	2	.467	.698	1.165	76	0	1	1	1
2023	Minors	3 Teams	.326	97	371	66	121	31	5	11	58	46	0	84	26	9	.399	.526	.925	432	5	1	9	6
2022	AA	REA	.000	2	5	0	0	0	0	0	0	1	0	3	0	1	.167	.000	.167	6	0	0	0	1
2021	ROK	F-PHI	.154	4	13	1	2	1	0	0	1	2	0	2	1	1	.313	.231	.544	16	1	0	0	0
2021	A+	JS	.235	4	17	2	4	2	0	0	0	1	0	5	0	0	.278	.353	.631	18	0	0	0	0
2021	AA	REA	.301	45	163	19	49	6	3	5	22	13	0	45	6	4	.361	.466	.827	181	3	1	1	3
2021	Minors	3 Teams	.285	53	193	22	55	9	3	5	23	16	0	52	7	5	.350	.440	.790	215	4	1	1	3
2019	A(Full)	LWD	.268	37	138	19	37	6	1	1	12	12	0	46	8	4	.329	.348	.677	152	1	0	1	3
2019	A+	CLR	.225	69	222	29	50	8	6	4	24	18	0	68	10	4	.304	.369	.673	251	8	1	2	6
2019	Minors	2 Teams	.242	106	360	48	87	14	7	5	36	30	0	114	18	8	.313	.361	.674	403	9	1	3	9
2018	ROK	G-PWH	.563	4	16	2	9	1	0	0	0	0	0	4	4	1	.632	.625	1.257	19	0	0	0	0
2018	A(Short)	WIL	.250	38	120	22	30	3	1	2	9	24	0	38	2	3	.377	.342	.719	146	1	0	1	2
2018	Minors	2 Teams	.287	42	136	24	39	4	1	2	10	27	0	42	6	4	.406	.375	.781	165	0	1	1	2
Career	Minors	8 Teams	.284	300	1065	160	302	58	16	23	127	120	0	295	57	27	.362	.433	.795	1221	19	3	14	21



RHP

MAX LAZAR (Luh-ZAR)

Born: June 3, 1999, Coral Springs, FL

Acquired: Signed as MiLB FA (12/8/23)

Bats: Right

Throws: Right

School: Coral Springs HS

MLB: 0.000

Height: 6-1

Weight: 200

2023 Season

Began the season with High-A Wisconsin (MIL) before being promoted to Double-A Biloxi on 6/30 where he would end the season...Struck out four over 2.1 IP in his Double-A debut on July 1 against Mississippi...16 appearances with High-A Wisconsin (2.91 ERA, 43.1 IP, 9 BB, 43 K)...Became a free agent on 11/6 before signing with PHI on 12/8...

PAST SEASONS-HIGHLIGHTS-PERSONAL

Originally drafted by MIL in the 11th round of the 2017 MLB Draft out of Coral Springs HS...Missed the entire 2021 season due to injury...One of seven Brewers farmhands to play for the Brisbane Bandits in the 2022/23 Australian Baseball League season... Named the No. 25 prospect in the Brewers system by MLB Pipeline and Baseball America prior to 2020...Born in the same city as former IronPig Shaun Anderson...

Yr.	Lg.	Tm.	W	L	ERA	G	GS	CG	SHO	SV	SVO	IP	H	R	ER	HR	HB	BB	IBB	SO	WHIP	AVG
2023	A+	WIS	1	3	2.91	16	0	0	0	0	2	2	43.1	41	16	14	2	1	0	43	1.15	.250
2023	AA	BLX	1	5	3.86	17	1	0	0	0	2	2	25.2	26	15	11	3	0	0	30	1.40	.260
2023	Minors	2 Teams	1	8	3.26	33	1	0	0	0	3	4	69.0	67	31	25	5	1	19	0	1.25	.254
2022	ROK	A-BRB	0	0	0.00	1	1	0	0	0	0	0	1.0	1	0	0	0	0	0	1	1.00	.250
2022	A	CAR	0	1	2.57	3	2	0	0	0	0	0	7.0	6	3	2	1	0	1	0	1.00	.240

2024 IRONPIGS

2022	A+	WIS	1	0	4.22	11	6	0	0	1	1	32.0	32	18	15	5	0	11	0	19	1.34	.252
2022	Minors	3 Teams	0	1	3.83	15	9	0	0	0	1	40.0	39	21	17	6	0	12	0	26	1.28	.250
2019	ROK	A-BRG	0	1	1.50	3	3	0	0	0	0	6.0	4	1	1	0	0	0	0	10	0.67	.190
2019	A(Full)	WIS	7	3	2.39	19	10	0	0	1	3	79.0	67	22	21	5	4	15	0	109	1.04	.226
2019	Minors	2 Teams	7	4	2.32	22	13	0	0	0	1	85.0	71	23	22	5	4	15	0	119	1.01	.224
2018	ROK	HEL	3	3	4.37	14	14	0	0	0	0	68.0	74	37	33	7	3	15	0	55	1.31	.269
2017	ROK	A-BRW	0	2	5.93	7	1	0	0	0	0	13.2	16	11	9	2	0	1	0	14	1.24	.291
Career	Minors	7 Teams	12	15	3.46	91	38	0	0	5	8	275.2	267	123	106	25	8	62	0	287	1.19	.250



OF MARCUS LEE SANG

Born: January 2, 2001, Laurel, MD

Acquired: 11th Round, 2019 MLB Draft MLB: 0.000

Bats: Left

Throws: Left

School: Northern HS

Height: 5-11 Weight: 200


2023 Season

Began season with High-A Jersey Shore, called up to Reading on August 15...Finished 3rd in the SAL in triples, top-10 in OBP, SLG, BB...20 total doubles and 7 triples marked career highs...

PAST SEASONS-HIGHLIGHTS-PERSONAL

Originally drafted by PHI in the 11th Round of the 2019 MLB Draft (Northern HS)...Spent majority of 2022 with Clearwater (A) before a late season promotion to Jersey Shore...

Yr.	Lg.	Tm.	AVG	G	AB	R	H	2B	3B	HR	RBI	BB	IBB	SO	SB	CS	OBP	SLG	OPS	PA	HBP	SAC	SF	GDP
2023	A+	JS	.268	99	370	68	99	20	7	8	53	58	0	130	20	9	.372	.424	.796	436	5	0	3	4
2023	AA	REA	.195	25	87	9	17	6	0	3	6	11	0	33	2	1	.293	.368	.661	99	1	0	0	1
2023	Minors	2 Teams	.254	124	457	77	116	26	7	11	59	69	0	163	22	10	.357	.414	.771	535	6	0	3	5
2022	A	CLR	.254	84	293	45	76	12	1	8	37	33	0	100	18	7	.339	.389	.728	334	4	0	3	2
2022	A+	JS	.254	18	71	11	18	2	1	3	5	0	1	21	2	2	.329	.437	.766	79	3	0	0	1
2022	Minors	2 Teams	.258	102	364	56	94	14	2	11	44	38	0	121	19	9	.337	.398	.735	413	7	0	3	3
2021	ROK	F-PHI	.273	26	88	18	24	6	1	5	17	7	1	25	11	3	.333	.534	.867	96	1	0	0	0
2021	A	CLR	.212	11	33	0	7	1	0	0	5	4	0	11	0	0	.297	.242	.539	37	0	0	0	0
2021	Minors	2 Teams	.256	37	121	18	31	7	1	5	22	11	1	36	11	3	.323	.455	.778	133	1	0	0	0
2019	ROK	G-PHE	.224	36	125	8	28	2	2	2	16	11	0	42	6	4	.283	.320	.603	138	0	0	2	3
Career	Minors	4 Teams	.252	299	1067	159	269	49	12	29	141	129	1	362	58	26	.338	.402	.740	1219	14	0	8	11



LHP TAYLOR LEHMAN (LAY-min)

Born: December 30, 1995, Pittsburgh, PA

Acquired: Signed as UDFA, 6/18/18

Bats: Left

Throws: Left

School: Penn State

MLB: 0.000

Height: 6-8 Weight: 240

2023 Season

Began the season with Reading... Transferred to LHV from REA (AA) on 5/23...13G w/REA: 2-0, 3.06ERA, 17.2IP, 17K, 6BB, 9H...Didn't allow a run in his final five outings (5IP), picking up four wins, striking out four...6/2-6/22: 8IP scoreless streak...Inherited 28 runners out of the bullpen, stranded 20 (71%)...

PAST SEASONS-HIGHLIGHTS-PERSONAL

Signed as an UDFA by PHI out of Penn State in 2018...Previously drafted by MIA in the 34th Round of the 2014 draft, but did not sign...Pitched for Surprise in the 2022 AZFL...Underwent Tommy John Surgery in 2021...2022 across 4 levels in PHI organization: 21G, 1-1, 2.93ERA, 27.2IP, 31K, 8BB, 18H...

Yr.	Lg.	Tm.	W	L	ERA	G	GS	CG	SHO	SV	SVO	IP	H	R	ER	HR	HB	BB	IBB	SO	WHIP	AVG
2023	AA	REA	2	0	3.06	13	0	0	0	0	1	17.2	9	6	6	2	2	6	0	17	0.85	.153
2023	AAA	LHV	5	0	4.19	37	0	0	0	0	3	34.1	25	18	16	3	0	25	1	32	1.46	.208
2023	Minors	2 Teams	7	0	3.81	50	0	0	0	1	4	52.0	34	24	22	5	2	31	1	49	1.25	.190
2022	ROK	F-PHI	0	0	0.00	2	2	0	0	0	0	2.0	0	0	0	0	0	0	0	3	0.00	.000
2022	A	CLR	0	0	0.00	1	0	0	0	0	0	2.0	0	0	0	0	0	0	0	2	0.00	.000
2022	A+	JS	0	0	0.00	3	0	0	0	0	0	2.0	1	0	0	0	0	1	0	1	1.00	.167
2022	AA	REA	1	1	3.74	15	4	0	0	0	2	27.2	17	9	9	1	2	7	0	25	1.11	.210
2022	Minors	4 Teams	1	1	2.93	21	6	0	0	0	2	27.2	18	9	9	1	2	8	0	31	0.94	.182
2021	AA	REA	1	0	3.52	5	3	0	0	0	0	15.1	14	7	6	0	0	11	0	20	1.63	.241
2019	A (Short)	WIL	0	1	2.12	5	4	0	0	0	0	17.0	17	4	4	0	0	7	0	16	1.41	.270
2019	A(Full)	LWD	2	2	2.78	9	4	0	0	2	3	32.1	24	11	10	0	0	15	0	21	1.21	.214
2019	Minors	2 Teams	2	3	2.55	14	8	0	0	2	3	49.1	41	15	14	0	0	22	0	37	1.28	.234
2018	ROK	G-PHE	0	1	7.02	13	0	0	0	0	1	16.2	20	13	13	1	0	7	1	17	1.62	.286
Career	Minors	7 Teams	11	5	3.58	103	17	0	0	3	10	161.0	127	68	64	7	4	79	2	154	1.28	.219



C (40-Man Roster) RAFAEL MARCHAN (mar-SHAHN)

Born: February 25, 1999, San Cristobal, Venezuela

Acquired: Signed as an INTL FA, 7/3/15 MLB: 1.075

Bats: Switch

Throws: Right

Height: 5-9 Weight: 170

2023 Season

Placed on 60-Day IL at beginning of season w/Right Hamate Fracture...Rehab assignment w/LHV, 6/2-6/19...Activated off 60-Day IL and optioned to LHV, 6/19... 6-12, 2B, 2R, 7/18-23@TOL...Walk-Off RBI 1B, 8/31vsSYR... GS, 6RBI, 9/7@BUF...Threw out 15 of 48 base stealers with LHV (32.2%)...Played for Aragua in the Venezuelan Winter League, slashing .333/.436/.546 with three homers in 32 games...

PAST SEASONS-HIGHLIGHTS-PERSONAL

Signed as INTL FA by PHI in July 2015 out of Venezuela...2022 w/LHV (66G)+JS (4G): .233/.317/.359, 19 2B, 4HR, 29RBI, 27R, 1-15B...Missed parts of 2022 season w/hamstring strain...Had six different stints with the Phillies in 2021...Made ML debut w/Phillies in 2020...Homered twice in ML before ever homering in the minors...2018 NYPL All-Star... Ranked 4th in the NYPL in AVG (.301)...Childhood role model was Omar Vizquel...

2024 IRONPIGS

Originally signed as an infielder (SS)...

Yr.	Lg.	Tm.	AVG	G	AB	R	H	2B	3B	HR	RBI	BB	IBB	SO	SB	CS	OBP	SLG	OPS	PA	HBP	SAC	SF	GDP
2023	A+	CLR	.600	3	10	0	3	0	0	0	3	0	0	0	0	0	.600	.600	1.200	5	0	0	0	0
2023	A+	JS	.300	3	5	1	0	1	0	0	2	2	0	0	0	0	.417	.400	.817	12	0	0	0	0
2023	AAA	LHV	.297	51	175	27	52	13	3	2	30	24	0	20	1	2	.391	.440	.831	207	5	0	0	3
2023	Minors	3 Teams	.305	55	190	28	58	14	3	2	35	26	0	23	1	2	.397	.442	.839	224	5	0	0	3
2022	A+	JS	.231	4	13	1	3	2	0	0	2	0	0	2	0	0	.333	.385	.718	15	0	0	0	1
2022	AAA	LHV	.233	66	232	26	54	17	0	4	29	20	0	24	1	0	.316	.358	.674	263	9	0	2	8
2022	Minors	2 Teams	.233	70	245	27	57	19	0	4	29	22	0	26	1	0	.317	.359	.676	278	9	0	2	9
2021	AA	REA	.200	1	5	1	1	1	0	0	0	0	0	1	0	0	.200	.400	.600	5	0	0	0	0
2021	AAA	LHV	.203	67	237	28	48	7	0	0	19	23	0	45	1	0	.283	.232	.515	265	4	0	1	10
2021	MLB	PHI	.231	20	52	7	12	1	1	1	4	4	0	10	0	0	.286	.346	.632	56	0	0	0	1
2021	Minors	2 Teams	.202	68	242	29	49	8	0	0	19	23	0	46	1	0	.281	.236	.517	270	4	0	1	10
2020	MLB	PHI	.500	3	8	3	4	0	0	1	3	1	0	2	0	0	.556	.875	1.431	9	0	0	0	0
2019	A	LWD	.271	63	236	21	64	16	0	0	20	24	1	31	1	3	.347	.339	.686	265	4	0	1	5
2019	A+	CLR	.261	22	78	6	18	4	0	0	3	6	0	8	1	2	.291	.282	.573	86	1	0	1	3
2019	Minors	2 Teams	.231	85	314	27	82	20	0	0	23	30	1	39	2	5	.333	.255	.658	351	5	0	2	8
2018	A(Short)	WIL	.301	51	196	28	59	8	2	0	12	11	1	18	9	6	.343	.362	.705	210	2	0	1	2
2017	ROK	G-PHI	.238	30	84	10	20	5	0	0	10	4	8	8	1	0	.290	.298	.588	93	3	0	2	2
2016	ROK	D-PHI	.333	44	171	23	57	7	1	0	34	16	0	14	6	0	.380	.386	.766	192	0	0	0	5
Career	MLB	PHI	.267	23	60	10	16	1	1	2	7	5	0	12	0	0	.323	.417	.740	65	0	0	0	1
Career	Minors	9 Teams	.265	403	1442	172	382	81	6	6	162	132	2	174	21	13	.335	.342	.677	1618	28	0	16	39



RHP (40-Man Roster)

YUNIOR MARTE (JOON-ye)

Born: February 2, 1995, Santo Domingo, Dominican Republic

Acquired: Trade w/SFG, 1/9/23 MLB: 1.040

Bats: Right Throws: Right Height: 6-2 Weight: 180


2023 Season

40G (career high) w/PHI: 39.1P, 1-1, 5.03 ERA, 47H, 17BB, 38K...Made PHI Opening Day roster (1st time)...
Optioned to LHV, 4/4...Added to PHI roster as 27th man for DH @ CWS, 4/18...Returned on 4/19...Recalled by PHI on 4/23...Optioned to LHV on 5/4...Recalled by PHI on 5/20...Optioned to LHV on 6/13...Recalled by PHI on 6/17, optioned to LHV on 8/13...Recalled by PHI on 9/11, optioned to LHV on 9/22...Allowed 18 of his 22 ER in just 8 of his 40 outings with the Phillies... 16 of his 18 outings for the IronPigs were scoreless, including his each of his final 9 (10.1 IP)... Struck out 30.4% of the batters he faced with the IronPigs (24 SO, 79 BF)...
Posted a 3.15 ERA (12 ER, 34.1 IP) in his final 34 outings (beginning on 5/20) with the Phillies after allowing 10 ER in 5.0 IP to begin the season...

PAST SEASONS-HIGHLIGHTS-PERSONAL

Traded to PHI from SFG for Erik Miller, 1/9/23...Made MLB debut w/SFG in 2022 (six separate stints): 1-1, 5.44ERA, 48IP, 44K, 22BB, 47H...2022 w/SAC: 1-1, 3.16ERA, 25.2IP, 35K, 9BB, 9H...Originally signed by KCR as INTL FA in 2012...Signed w/SFG as MiLB FA in 2020...Added to SFG 40-man roster following 2021 season...

Yr.	Lg.	Tm.	W	L	ERA	G	GS	CG	SHO	SV	SVO	IP	H	R	ER	HR	HB	BB	IBB	SO	WHIP	AVG
2023	AAA	LHV	3	1	1.80	18	0	0	0	1	2	20.0	12	5	4	1	1	9	0	24	1.05	.174
2023	MLB	PHI	1	1	5.03	40	0	0	0	2	4	39.1	47	27	22	6	0	17	0	38	1.63	.288
2022	AAA	SAC	1	1	3.16	25	0	0	0	3	4	25.2	9	11	9	4	0	9	0	35	0.70	.106
2022	MLB	SF	1	1	5.44	39	0	0	0	0	1	48.0	47	32	29	5	6	22	0	44	1.44	.255
2021	AAA	SAC	0	3	3.49	43	1	0	0	4	6	56.2	60	30	22	4	2	23	2	62	1.46	.264
2019	AA	NWA	3	3	1.59	23	0	0	0	1	3	34.0	22	8	6	1	0	13	0	35	1.03	.183
2019	AAA	OMA	0	0	6.15	23	0	0	0	1	1	26.1	32	22	18	4	1	14	0	37	1.75	.291
2019	Minors	2 Teams	3	3	3.58	46	0	0	0	2	4	60.1	54	30	24	5	1	27	0	72	1.34	.235
2018	AA	NWA	4	4	2.91	43	0	0	0	2	3	80.1	69	33	26	7	5	29	3	80	1.22	.225
2017	A(Adv)	WIL	3	2	2.23	20	1	0	0	4	5	36.1	25	9	9	0	2	20	2	42	1.24	.203
2017	AA	NWA	1	2	5.75	17	0	0	0	1	2	36.0	33	23	23	5	3	27	2	38	1.67	.246
2017	Minors	2 Teams	4	4	3.98	37	1	0	0	5	7	72.1	58	32	32	5	5	47	4	80	1.45	.226
2016	A(Full)	LEX	6	8	4.21	26	7	0	0	1	1	107.0	94	54	50	9	10	55	0	103	1.39	.239
2015	A(Full)	LEX	4	5	6.44	18	11	0	0	0	2	65.2	80	59	47	4	12	38	0	60	1.80	.302
2014	ROK	BUR	4	3	3.44	11	9	0	0	1	1	52.1	45	23	20	3	8	19	0	40	1.22	.233
2013	ROK	D-ROY	4	3	1.71	11	8	0	0	2	2	47.1	39	15	9	0	4	9	0	36	1.01	.229
Career	MLB	2 Teams	2	2	5.26	79	0	0	0	2	5	87.1	94	59	51	11	7	39	0	82	1.52	.271
Career	Minors	8 Teams	33	35	3.72	278	37	0	0	21	32	587.2	520	292	243	42	48	265	9	592	1.34	.237



INF CASEY MARTIN

Born: April 7, 1999, Lonoke, AR School: University of Arkansas

Acquired: 3rd Round, 2020 MLB Draft

MLB: 0.000

Bats: Right Throws: Right Height: 5-9 Weight: 175

2023 Season

Began season with High-A Jersey Shore, promoted to Reading on 6/12...Placed on IL, 8/15 and activated on 8/24...Homered in back-to-back games (8/3-4)...Posted an .823 OPS with Jersey Shore, slugging six homers and knocking in 21 in 52 games...

PAST SEASONS-HIGHLIGHTS-PERSONAL

Originally drafted by PHI in the 3rd Round of the 2020 MLB Draft (Arkansas)...Spent all of 2022 with Jersey Shore...Season ended on August 27, 2022 after a left wrist fracture...Collegiately, enter 2020 as a consensus All-American...2019 All-SEC 2nd Team and Golden Spikes Award Watchlist...Helped lead Arkansas to the MCWS in 2018 & 2019...

Yr.	Lg.	Tm.	AVG	G	AB	R	H	2B	3B	HR	RBI	BB	IBB	SO	SB	CS	OBP	SLG	OPS	PA	HBP	SAC	SF	GDP
2023	A+	JS	.280	52	182	27	51	10	2	6	21	23	0	51	16	4	.367	.456	.823	208	2	1	0	1
2023	AA	REA	.180	61	217	19	39	7	1	5	16	16	0	87	6	2	.237	.290	.527	236	1	0	2	4
2023	Minors	2 Teams	.226	113	399	46	90	17	3	11	37	39	0	138	22	6	.298	.366	.664	444	3	1	2	5
2022	A+	JS	.133	110	398	42	72	21	2	5	33	22	0	101	17	2	.235	.281	.516	431	7	1	3	6
2021	A+	CLR	.223	69	264	33	59	17	6	3	25	28	0	68	15	3	.316	.356	.672	301	8	0	1	3
2021	A+	JS	.136	29	110	15	15	4	0	1	5	13	0	52	2	4	.232	.200	.432	126	1	1	1	0
2021	Minors	2 Teams	.198	98	374	48	74	21	0	7	42	41	0	120	17	7	.291	.310	.601	427	9	1	2	3
Career	Minors	3 Teams	.202	321	1171	136	236	59	5	23	112	102	0	359	56	15	.275	.319	.594	1302	19	3	7	14

**LHP****JORDI MARTINEZ**

Born: July 18, 2000, Santiago, Dominican Republic

Acquired: Signed as an INTL FA, 1/22/18 MLB: 0.000

Bats: Left

Throws: Left

Height: 6-2

Weight: 185

2023 Season

Began the season with High-A Jersey Shore before being promoted to Reading on August 19...Didn't allow a run in his first four Double-A outings (5.1IP, 5K, OBB)...Pitched for Scottsdale in the AZFL at the conclusion of the season. (11.2IP, 4.63 ERA, 10K, 3BB)...Appeared in 47G total, a new career high...Was the first year he did not make a start...

PAST SEASONS-HIGHLIGHTS-PERSONAL

Signed as an INTL FA out of the Dominican Republic by PHI in 2018...Primarily worked as a starter his first four seasons in the minors...

Yr.	Lg.	Tm.	W	L	ERA	G	GS	CG	SHO	SV	SVO	IP	H	R	ER	HR	HB	BB	IBB	SO	WHIP	AVG
2023	A+	JS	1	1	3.72	39	0	0	0	3	6	47.2	44	27	21	4	0	27	0	59	1.49	.238
2023	AA	REA	0	1	3.72	8	0	0	0	7	3	9.2	10	6	4	0	1	2	0	10	1.24	.270
2023	Minors	2 Teams	1	2	3.92	47	0	0	0	4	9	57.1	54	33	25	4	1	29	0	69	1.45	.243
2022	A	CLR	3	6	4.25	17	15	0	0	0	0	72.0	79	41	34	6	1	23	0	64	1.42	.280
2022	A+	JS	0	1	4.05	2	2	0	0	0	0	6.2	9	7	3	0	0	1	0	7	1.50	.310
2022	Minors	2 Teams	3	7	4.23	19	17	0	0	0	0	78.2	88	48	37	6	1	24	0	71	1.42	.283
2021	A	CLR	3	0	2.53	10	6	0	0	0	0	32.0	25	10	9	2	1	11	0	34	1.13	.212
2019	ROK	G-PHE	1	0	3.00	5	1	0	0	0	0	12.0	9	4	4	1	1	5	0	13	1.17	.205
2018	ROK	D-PHR	1	4	5.44	14	10	0	0	0	0	41.1	45	27	25	0	3	14	0	37	1.43	.276
Career Minors 5 Teams			9	13	4.07	95	34	0	0	4	9	221.1	221	122	100	13	7	83	0	224	1.37	.258

**INF****PEDRO MARTINEZ**

Born: January 28, 2001, Porlamar, Venezuela

Acquired: 2022 MiLB Rule 5 Pick (TB) MLB: 0.000

Bats: Switch

Throws: Right

Height: 5-9

Weight: 165

2023 Season

Spent entire season with Double-A Reading...Placed on the IL 4/30 and activated on 7/14...Appeared in 53 games with Reading, hitting four homers and swiping seven bases...

PAST SEASONS-HIGHLIGHTS-PERSONAL

Originally signed by CHC as an INTL FA out of Venezuela in 2018...Traded to TBR on 9/10/20...2018 DSL All-Star...

Yr.	Lg.	Tm.	AVG	G	AB	R	H	2B	3B	HR	RBI	BB	IBB	SO	SB	CS	OBP	SLG	OPS	PA	HBP	SAC	SF	GIDP
2023	ROK	F-PHI	.481	9	27	5	13	2	1	1	11	5	0	5	1	0	.576	.741	1.317	33	1	0	0	0
2023	AA	REA	.184	53	163	15	30	4	0	4	9	15	0	57	7	1	.265	.282	.547	181	3	0	0	5
2023	Minors	2 Teams	.226	62	190	20	43	6	1	5	20	20	0	62	8	1	.313	.347	.660	214	4	0	0	5
2022	ROK	F-RAY	.125	6	16	1	2	1	0	0	1	2	0	3	2	0	.222	.188	.410	18	0	0	0	1
2022	A+	BG	.233	17	60	9	14	3	0	0	1	8	0	18	5	1	.343	.283	.626	70	2	0	0	1
2022	Minors	2 Teams	.211	23	76	10	16	4	0	0	2	10	0	21	7	1	.318	.263	.581	88	2	0	0	2
2021	A+	BG	.216	89	348	50	75	12	3	6	39	31	0	121	21	18	.289	.319	.608	386	5	2	0	4
2019	ROK	A-CUB	.352	27	108	12	38	6	3	2	17	12	0	27	8	5	.417	.519	.936	121	0	1	0	5
2019	A(Short)	EUG	.265	27	98	15	26	2	3	0	7	12	0	36	11	5	.357	.347	.704	112	2	0	0	1
2019	Minors	2 Teams	.311	54	206	27	64	8	6	2	24	24	0	63	19	10	.388	.437	.825	233	2	1	0	6
2018	ROK	D-CU2	.310	54	197	37	61	3	5	2	25	26	1	26	31	9	.398	.406	.804	228	3	2	0	1
Career Minors 7 Teams			.255	282	1017	144	259	33	15	15	110	111	1	293	86	39	.337	.361	.698	1149	16	5	0	18

**RHP****TOMMY MCCOLLUM**

Born: June 8, 1999, Atlanta, GA

School: Wingate University

Acquired: Signed as an UDFA, 7/20/21 MLB: 0.000

Bats: Right

Throws: Right

Height: 6-5

Weight: 260


2023 Season

Began the season with High-A Jersey Shore (34G) before being promoted to Reading (10G) on July 26...Didn't allow a run in his final eight (8.2IP) Jersey Shore outings, scoreless outings in 12-of-13 as well (13.2IP, 19K)...Set new career highs in appearances, IP, strikeouts, saves...5th best BAA (.134) in the minors (min. 40IP)...

PAST SEASONS-HIGHLIGHTS-PERSONAL

Ranked as the #29 Prospect in the Phillies system per Baseball America...Signed as an UDFA with PHI on 7/20/21 out of Wingate University...Spent all of 2022 with Clearwater after appearing in just nine games with Clearwater in 2021...Helped Wingate capture the 2021 Division II National Championship...In 44 outings with Wingate, posted a 0.79 ERA...

Yr.	Lg.	Tm.	W	L	ERA	G	GS	CG	SHO	SV	SVO	IP	H	R	ER	HR	HB	BB	IBB	SO	WHIP	AVG
2023	A+	JS	0	0	2.31	34	0	0	0	7	8	35.0	17	10	9	0	1	23	0	56	1.14	.143
2023	AA	REA	1	0	3.86	10	0	0	0	1	1	9.1	3	4	4	0	3	9	0	11	1.29	.100
2023	Minors	2 Teams	1	0	2.64	44	0	0	0	8	9	44.1	20	14	13	0	4	32	0	67	1.17	.134
2022	A	CLR	1	0	1.45	23	0	0	0	5	5	31.0	11	6	5	3	3	16	1	52	0.87	.111
2021	A	CLR	0	0	6.39	9	0	0	0	1	1	12.2	9	9	9	1	2	16	1	15	1.97	.196
Career Minors 3 Teams			2	0	2.76	76	0	0	0	14	15	88.0	40	29	27	4	9	64	2	134	1.18	.136



RHP (Non-Roster Invitee) GRIFF MCGARRY

Born: June 8, 1999, San Francisco, CA School: University of Virginia
Acquired: 5th Round, 2021 MLB Draft MLB: 0.000
Bats: Right Throws: Right Height: 6-2 Weight: 190

2023 Season

Began the season on the IL with an oblique injury, activated by Reading on 5/11 after rehab stint with Clearwater...Spent the majority of the year with Double-A Reading before a late season promotion to Lehigh Valley...Placed on the Development List 8/28 and ended the season there...Eastern League Pitcher of the Month, July (4GS, 22.1IP, 2.01 ERA, 32K, 12BB, 10H, .135BAA)...7/21@ALT, 7IP, OER, 10K, OBB...

PAST SEASONS-HIGHLIGHTS-PERSONAL

Ranked as the #11 Prospect in the Phillies system per Baseball America...Non-Roster invitee to 2023 spring training...Originally drafted by PHI in the 5th round of the 2021 MLB Draft (Virginia)...Began 2022 at High-A Jersey Shore, striking out 82 in 46.2IP and was then promoted to Reading before a late season promotion to Lehigh Valley in a relief role...After getting drafted in 2021, made five outings with Clearwater and three with Jersey Shore, pitching to a 2.96 ERA and 43K in 24.1IP...Also drafted by the Rangers (31st Round, 2017) out of high school, but did not sign...Helped lead Virginia to the 2021 MCWS...Brother, Matt, played at Vanderbilt and Santa Clara...

Yr.	Lg.	Tm.	W	L	ERA	G	GS	CG	SHO	SV	SVO	IP	H	R	ER	HR	HB	BB	IBB	SO	WHIP	AVG
2023	A	CLR	0	0	9.00	1	1	0	0	0	0	1.0	1	1	1	1	0	0	0	2	1.00	.250
2023	AA	REA	1	1	3.13	13	3	0	0	0	0	54.2	31	23	19	4	2	36	0	74	1.23	.163
2023	AAA	LHV	0	2	41.54	3	3	0	0	0	0	4.1	8	20	20	0	1	14	0	5	5.08	.400
2023	Minors	3 Teams	1	3	6.00	17	17	0	0	0	0	60.0	40	44	40	5	3	50	0	81	1.50	.187
2022	A+	JS	3	3	3.86	12	12	0	0	0	0	46.2	33	20	20	6	4	24	0	82	1.22	.199
2022	AA	REA	1	3	2.20	8	7	0	0	0	0	32.2	13	10	8	1	4	20	0	39	1.01	.123
2022	AAA	LHV	0	2	9.00	7	0	0	0	0	1	8.0	7	8	8	2	0	9	0	9	2.00	.250
2022	Minors	3 Teams	4	8	3.71	27	19	0	0	0	1	87.1	53	38	36	9	8	53	0	130	1.21	.177
2021	A	CLR	0	0	3.27	5	1	0	0	1	1	11.0	6	4	4	0	0	7	0	22	1.18	.154
2021	A+	JS	1	0	2.70	3	3	0	0	0	0	13.1	7	4	4	0	0	7	0	21	1.05	.152
2021	Minors	2 Teams	1	0	2.96	8	4	0	0	1	1	24.1	13	8	8	0	0	14	0	43	1.11	.153
Career	Minors	4 Teams	6	11	4.40	52	40	0	0	1	2	171.2	106	90	84	14	11	117	0	254	1.30	.177



RHP CHRISTIAN MCGOWAN

Born: March 7, 2000, Denison, TX School: Eastern Oklahoma State College
Acquired: 7th Round, 2021 MLB Draft MLB: 0.000
Bats: Right Throws: Right Height: 6-0 Weight: 205

2023 Season

Opened the season on the IL as he recovered from Tommy John surgery...Began official rehab stint on 7/22 with FCL Phillies...Activated and joined Clearwater on 8/5...Promoted to Jersey Shore on 8/12...Started game one of the SAL Playoffs for Jersey Shore, firing four scoreless, striking out six...Joined LHV for one final start on 9/20, going 2.2 scoreless...Pitched for Scottsdale in the AZFL, throwing an additional 17 innings...

PAST SEASONS-HIGHLIGHTS-PERSONAL

Ranked as the #16 Prospect in the Phillies system per Baseball America...Originally drafted by the Phillies in the 7th Round of the 2021 MLB Draft (E. OK St. College)...Was committed to Texas Tech but signed for \$577,000...First player drafted out of Eastern Oklahoma State since outfielder Tristan Clarke was taken by the Washington Nationals in the 30th round in 2016 (didn't sign) and the program's highest pick since the San Francisco Giants selected pitcher David Horan in the seventh round in 1988...Had been committed to Kansas State for 2021 before opting to return to JUCO...Ranked the top junior college prospect in the nation ahead of the 2021 season by Prep Baseball Report...Made two starts in 2022 before needing Tommy John surgery...Made his professional debut in 2021 with four scoreless outings (5IP) with FCL/Clearwater...

Yr.	Lg.	Tm.	W	L	ERA	G	GS	CG	SHO	SV	SVO	IP	H	R	ER	HR	HB	BB	IBB	SO	WHIP	AVG
2023	ROK	F-PHI	0	0	3.60	2	2	0	0	0	0	5.0	2	2	2	0	1	0	0	6	0.40	.118
2023	A	CLR	0	1	18.00	1	1	0	0	0	0	2.0	5	4	4	1	0	2	0	2	3.50	.455
2023	A+	JS	0	0	2.81	5	5	0	0	0	0	16.0	15	6	5	0	1	5	0	17	1.25	.259
2023	AAA	LHV	0	0	0.00	1	1	0	0	0	0	2.2	2	0	0	0	0	3	0	3	1.88	.222
2023	Minors	4 Teams	0	1	3.86	9	9	0	0	0	0	25.2	24	12	11	1	2	10	0	28	1.32	.253
2022	A+	JS	0	1	4.91	2	2	0	0	0	0	7.1	8	4	4	1	0	2	0	7	1.36	.320
2021	ROK	F-PHI	0	0	0.00	1	1	0	0	0	0	1.0	0	0	0	0	0	0	0	3	0.00	.000
2021	A	CLR	0	0	0.00	3	0	0	0	0	0	4.0	2	0	0	0	0	1	0	5	0.75	.154
2021	Minors	2 Teams	0	0	0.00	4	1	0	0	0	0	5.0	2	0	0	0	0	1	0	8	0.60	.118
Career	Minors	4 Teams	0	2	3.55	15	12	0	0	0	0	38.0	34	16	15	2	2	13	0	43	1.24	.248



RHP (Non-Roster Invitee) TYLER MCKAY

Born: August 18, 1997, Lee's Summit, MO School: Howard College
Acquired: 16th Round, 2018 MLB Draft MLB: 0.000
Bats: Right Throws: Right Height: 6-6 Weight: 180

2023 Season

Opened the season with Double-A Reading...Promoted to Lehigh Valley on 7/14...On Development List from 4/21-5/3 as one of the sim game pitchers (along with Jeff Hoffman) during Bryce Harper's rehab at Citizens Bank Park...25G w/REA: 2-3, 2.54ERA, 28.1IP, 32K, 10BB, 19H...8/13-9/5: 9G, 10IP, 1ER (0.90ERA)...Didn't allow an earned run in his first seven (8.1IP) AAA outings...

PAST SEASONS-HIGHLIGHTS-PERSONAL

Originally drafted by the Phillies in the 16th of the 2018 MLB Draft (Howard College)...Began collegiate ca-

2024 IRONPIGS

reer at Kansas State...Spent 2022 w/REA+JS (40G, 2-4, 5.19ERA, 60.2IP, 47K, 23BB, 65H)...Was a starter for the first two years of his professional career (33G/22GS in 2019+2021)...

Yr.	Lg.	Tm.	W	L	ERA	G	GS	CG	SHO	SV	SVO	IP	H	R	ER	HR	HB	BB	IBB	SO	WHIP	AVG
2023	AA	REA	2	3	2.54	25	0	0	0	6	8	28.1	19	11	8	3	1	10	0	32	1.02	.179
2023	AAA	LHV	2	3	2.67	23	0	0	0	2	4	27.0	21	11	8	0	5	19	1	24	1.48	.223
2023	Minors	2 Teams	4	6	2.60	48	0	0	0	8	12	55.1	40	22	16	3	6	29	1	56	1.25	.200
2022	A+	JS	0	0	2.66	15	0	0	0	0	0	20.1	19	7	6	0	1	8	0	19	1.33	.253
2022	AA	REA	2	4	6.47	25	0	0	0	0	1	40.1	46	32	29	6	6	15	0	28	1.51	.297
2022	Minors	2 Teams	2	4	5.19	40	0	0	0	0	1	60.2	65	39	35	6	7	23	0	47	1.45	.283
2021	ROK	F-PHI	0	0	3.00	2	1	0	0	0	0	3.0	3	1	1	0	0	2	0	2	1.67	.273
2021	A+	JS	2	4	4.76	13	9	0	0	0	0	45.1	42	32	24	3	5	22	0	31	1.41	.253
2021	Minors	2 Teams	4	4	4.66	15	10	0	0	0	0	48.1	45	33	25	3	5	24	0	33	1.43	.254
2019	A(Full)	LWD	3	5	5.05	18	12	0	0	0	0	66.0	57	41	37	7	7	24	0	57	1.23	.234
2018	ROK	G-PHE	1	0	2.45	1	1	0	0	0	0	7.1	7	2	0	0	2	2	0	2	1.23	.250
2018	Minors	4 Teams	12	19	4.35	125	23	0	0	8	17	237.2	214	137	115	19	27	102	1	195	1.33	.243



RHP (40-Man Roster) MICHAEL MERCADO

Born: April 15, 1999, Greenville, SC

Acquired: Trade w/ TB, 11/6/23

Bats: Right

Throws: Right

School: Westview HS

MLB: 0.000

Height: 6-4 Weight: 205

2023 Season

At the conclusion of the season, traded by TB to PHI on 11/6 in exchange for LHP Adam Leverett and cash...Opened the season with Double-A Montgomery...Promoted to Durham on 6/13...Appeared in a career high 52 games in his first full season primarily as a reliever...Notched a career high in K/9 (13.9) and H/9 (7.0)...Struck out six batters over three innings twice (9/15 & 8/31g2)...

PAST SEASONS-HIGHLIGHTS-PERSONAL

Originally drafted by TBR in the 2nd Round of the 2017 MLB Draft out of high school. Underwent Tommy John Surgery late in the 2018 season, missing all of 2019 and subsequently 2020 with the cancellation of the MiLB season...Returned in 2021, spending the whole year at High-A...Pitched the entire 2022 season at Double-A...

Yr.	Lg.	Tm.	W	L	ERA	G	GS	CG	SHO	SV	SVO	IP	H	R	ER	HR	HB	BB	IBB	SO	WHIP	AVG
2023	AA	MTG	2	1	4.43	24	0	0	0	4	6	22.1	13	14	11	3	1	14	0	39	1.21	.165
2023	AAA	DUR	2	2	4.99	28	2	0	0	2	4	39.2	35	23	22	9	1	21	0	56	1.41	.235
2023	Minors	2 Teams	4	3	4.79	52	2	0	0	6	10	62.0	48	37	33	12	2	35	0	95	1.34	.211
2022	AA	MTG	4	8	4.91	24	20	0	0	0	0	102.2	102	57	56	17	6	36	0	115	1.34	.254
2021	A+	BC	2	5	5.35	22	18	0	0	0	0	70.2	68	47	42	16	3	23	0	81	1.29	.250
2018	A(Short)	HV	1	2	5.22	11	11	0	0	0	0	50.0	55	34	29	6	1	16	0	38	1.42	.274
2017	ROK	G-RAY	0	0	1.69	8	8	0	0	0	0	21.1	21	4	4	1	0	4	0	14	1.17	.256
2017	Minors	5 Teams	11	18	4.81	117	59	0	0	6	10	306.2	294	179	164	52	12	114	0	343	1.33	.248



OF (Non-Roster Invitee)

SIMON MUZZIOTTI (see-MOHN moo-zee-AH-tee)

Born: December 27, 1998, Cumana, Venezuela

Acquired: Signed as an INTL FA, 7/5/16MLB: 0.056

Bats: Left

Throws: Left

Height: 6-0 Weight: 175

2023 Season

Spent entire season w/LHV...3-4, 3B, 2RBI, 2R, BB, SB, 3/31@ROC...Walk-Off Sac Fly, 4/21vsWOR...4/18-4/23vsWOR: 8-20, 3RBI, 5R, 2SB, 4-5, HR, 4RBI, 4/28@JAX...4/25-5/7 Road Trip: 21-46, 2B, 3B, 2HR, 9RBI, 5R, 3BB, 5B, 5/9-5/14vsMEM: 9-21, 2 2B, HR, 2RBI, 4R, 4BB, SB...13G hitting streak, 4/26-5/11 (.528/576/.793, 3HR, 11RBI)...2023 MiLB.com Phillies Organizational All-Star...Appeared in 44 games for Zulia in the Venezuelan Winter League following the season...DFA'd and outrighted to LHV, 2/13/24...

PAST SEASONS-HIGHLIGHTS-PERSONAL

#22 Phillies prospect per Baseball America...Originally signed by PHI as an INTL FA on 7/5/16...DFA'd by PHI and cleared waivers on 2/13/24...Made MLB debut in 2022 w/PHI (9G, 1-7)...2022 w/LHV (5G), REA (38G), CLW (2G), FCL (1G): .249/.330/.414, 5 2B, 4 3B, 5HR, 20RBI, 25R, 8-11SB, 22BB...Finished 2022 on IL with a partially torn right patellar tendon...In 2021, Did not appear in a spring training game due to visa issues...Was on the restricted list, 3/25-4/25...First appeared in a game on 8/31 with the Florida Complex League Phillies (R)...Had previously signed w/BOS in 2015, but was declared a FA a year later after it was discovered Boston had violated international signing rules...2019 FSL Mid & Post-Season All-Star...

Yr.	Lg.	Tm.	AVG	G	AB	R	H	2B	3B	HR	RBI	BB	IBB	SO	SB	CS	OBP	SLG	OPS	PA	HBP	SAC	SF	GIDP	
2023	AAA	LHV	.296	124	473	67	140	22	4	7	61	45	2	81	26	12	.358	.404	.762	524	2	0	3	12	
2022	ROK	F-PHI	.000	1	2	0	0	0	0	0	0	0	0	0	0	0	.000	.000	.000	2	0	0	0	0	
2022	A	CLR	.000	2	8	0	0	0	0	0	0	1	0	4	0	0	.111	.000	.111	9	0	0	0	0	
2022	AA	REA	.259	38	143	23	37	5	4	5	20	19	0	31	7	3	.339	.455	.794	165	0	0	0	3	4
2022	AAA	LHV	.313	5	16	2	5	0	0	0	0	2	0	3	1	0	.389	.313	.702	18	0	0	0	0	0
2022	MLB	PHI	.143	9	7	0	1	0	0	0	0	0	0	2	0	0	.250	.143	.393	9	1	1	0	0	0
2022	Minors	4 Teams	.249	46	169	25	42	5	4	5	20	22	0	38	8	3	.330	.414	.744	194	0	0	0	3	4
2021	ROK	F-PHI	.333	1	3	1	1	1	0	0	0	0	0	1	0	0	.333	.667	1.000	3	1	0	0	0	0
2021	A	CLR	.300	4	10	1	14	0	0	0	1	0	0	2	0	1	.364	.500	.864	11	0	0	0	0	0
2021	A+	JS	.412	4	17	4	7	1	0	0	3	2	0	2	0	0	.474	.471	.945	19	0	0	0	1	1
2021	AA	REA	.313	4	16	1	5	2	0	0	6	1	0	2	0	0	.353	.438	.791	18	0	1	0	0	0
2021	AAA	LHV	.200	8	25	2	5	0	0	0	2	5	0	4	2	0	.333	.200	.533	32	0	2	0	1	1
2021	Minors	5 Teams	.296	20	71	9	21	4	1	0	12	9	0	11	2	1	.375	.380	.755	83	0	3	0	2	2
2019	A(Adv)	CLR	.287	110	425	52	122	21	3	3	28	32	1	60	21	12	.337	.372	.709	465	1	5	2	6	6
2018	ROK	G-PHE	.091	6	22	2	2	0	0	0	2	2	0	1	1	0	.167	.091	.258	24	0	0	0	0	0
2018	A(Full)	LWD	.263	68	278	33	73	12	2	1	20	14	1	40	18	4	.299	.331	.630	299	1	5	1	5	5
2018	Minors	2 Teams	.250	74	300	35	75	12	2	1	22	16	1	41	19	4	.289	.313	.602	323	1	5	1	5	5
2017	ROK	G-PHI	.269	33	134	20	36	4	6	0	14	7	1	8	8	3	.305	.388	.693	141	0	0	0	1	1
2017	A(Adv)	CLR	.286	2	7	2	2	0	0	0	0	0	0	2	1	0	.286	.286	.572	7	0	0	0	0	0
2017	Minors	2 Teams	.270	35	141	22	38	4	6	0	14	7	1	10	9	3	.304	.383	.687	148	0	0	0	1	1
2016	ROK	D-RSI	.117	69	277	9	19	2	1	0	10	4	0	6	1	1	.154	.117	.271	65	0	0	0	1	1
2016	ROK	D-PHI	.231	37	143	12	33	4	1	0	12	11	0	10	7	3	.286	.273	.559	156	0	2	0	1	4
2016	ROK	2 Teams	.256	54	203	21	52	6	2	0	22	15	0	16	8	4	.306	.305	.611	221	0	2	1	5	5

2016	Minors	2 Teams	.256	54	203	21	52	6	2	0	22	15	0	16	8	4	.306	.305	.611	221	0	2	1	5
Career	MLB	PHI	.143	9	7	0	1	0	0	0	0	0	0	2	0	0	.250	.143	.393	9	1	1	0	0
Career	Minors	9 Teams	.275	463	1782	231	490	74	22	16	179	146	5	257	93	39	.330	.368	.698	1958	4	16	10	35



RHP (40-Man Roster) NICK NELSON

Born: December 5, 1995, Panama City, FL School: Gulf Coast State College
 Acquired: Trade w/ NYY, 11/19/21 MLB: 2.085
 Bats: Right Throws: Right Height: 6-1 Weight: 205

2023 Season

Suffered hamstring strain in Spring Training...Minor League Rehab Assignment (4/18-5/7)...Activated off IL, transferred to Lehigh Valley, 5/8...IL Stint (Hamstring), 5/16-6/9...13 straight scoreless innings, 7/8-7/19...Three straight wins (18IP, 1R, 5BB, 14K, 12H), 7/8-7/19...Made lone Major League appearance on final day of the season, earning the win with 5.1 innings of one-run baseball...

PAST SEASONS-HIGHLIGHTS-PERSONAL

Spent all of 2022 with the Phillies, appearing in 47 games (two starts), 3-2, 4.85ERA, 68.2IP, 69K, 36BB... Led all club relievers in innings (68.2) and tossed 2.0 innings or more in 18 of his 47 appearances... Set career highs in innings, games and SO (69)...Appeared in game three of the 2022 World Series...Traded from NYY to PHI on 11/19/21 along with Donny Sands for T.J. Rumfield and Joel Valdez...2021 w/NYY: 11G, 2GS, 0-2, 8.79ERA, 14.1IP, 22K, 16BB, 15H...Made MLB debut w/NYY in 2020, 11G, 1-0, 4.79ERA, 20.2IP, 18K, 11BB, 20H... Drafted by the San Francisco Giants in the 31st round of the 2014 MLB June Amateur Draft from Rutherford HS (Panama City, FL) but did not sign... Then drafted again by the New York Yankees in the 4th round of the 2016 MLB June Amateur Draft from Gulf Coast State College (Panama City, FL)...Had been committed to Florida before signing with NYY...

Yr.	Lg.	Tm.	W	L	ERA	G	GS	CG	SHO	SV	SVO	IP	H	R	ER	HR	HB	BB	IBB	SO	WHIP	AVG
2023	A	CLR	0	0	0.00	2	2	0	0	0	0	4.2	3	0	0	0	0	0	0	5	0.64	.176
2023	AA	REA	0	0	1.38	3	3	0	0	0	0	13.0	12	3	2	0	1	1	0	12	1.00	.250
2023	AAA	LHV	7	3	4.35	20	20	0	0	0	0	97.1	102	48	47	13	8	42	0	75	1.48	.274
2023	MLB	PHI	1	0	1.69	1	0	0	0	0	0	5.1	2	1	1	1	0	2	0	3	0.75	.111
2023	Minors	3 Teams	7	3	3.83	25	25	0	0	0	0	115.0	117	51	49	13	9	43	0	92	1.39	.268
2022	MLB	PHI	3	2	4.85	47	2	0	0	1	1	68.2	66	38	37	1	4	36	0	69	1.49	.257
2021	AAA	SWB	3	4	3.81	29	8	0	0	0	1	52.0	50	31	22	6	2	29	0	62	1.52	.250
2021	MLB	NYY	0	2	8.79	11	2	0	0	0	1	14.1	15	16	14	0	3	16	0	22	2.16	.263
2020	MLB	NYY	1	0	4.79	11	0	0	0	0	0	20.2	20	13	11	4	0	11	0	18	1.50	.256
2019	A(Adv)	TAM	0	0	0.00	1	1	0	0	0	0	3.2	4	0	0	0	0	1	0	7	1.36	.286
2019	AA	TRN	7	2	2.35	13	12	1	0	0	0	65.0	48	18	17	4	5	35	0	83	1.28	.206
2019	AAA	SWB	1	1	4.71	4	4	0	0	0	0	21.0	20	11	11	2	0	7	0	24	1.29	.247
2019	Minors	3 Teams	8	3	2.81	18	17	1	0	0	0	89.2	72	29	28	6	5	43	0	114	1.28	.220
2018	A	CSC	1	1	3.65	5	5	0	0	0	0	24.2	18	10	10	1	2	7	0	35	1.01	.198
2018	A(Adv)	TAM	7	5	3.36	18	17	0	0	0	0	88.1	69	37	33	1	4	47	0	99	1.31	.214
2018	AA	TRN	0	0	5.19	3	3	0	0	0	0	8.2	10	6	5	1	0	9	0	10	2.19	.278
2018	Minors	3 Teams	8	6	3.55	26	25	0	0	0	0	121.2	97	53	48	3	6	63	0	144	1.32	.216
2017	A	CSC	3	12	4.56	22	22	0	0	0	0	100.2	103	54	51	5	12	50	0	110	1.52	.270
2016	ROK	PUL	0	3	3.38	10	10	0	0	0	0	21.1	14	14	8	0	6	22	0	19	1.69	.200
Career	MLB	2 Teams	5	4	5.20	70	4	0	0	1	2	109.0	103	68	63	6	7	65	0	112	1.54	.251
Career	Minors	8 Teams	29	31	3.71	130	104	1	0	1	1	500.1	453	232	206	33	40	250	0	541	1.41	.243



RHP (40-Man Roster) LUIS F. ORTIZ

Born: September 22, 1995, Sanger, CA School: Sanger HS
 Acquired: Claimed off Waiver from SFG, 11/9/22 MLB: 0.103
 Bats: Right Throws: Right Height: 6-3 Weight: 230

2023 Season

14G w/PHI: 0-0, 1SV, 18IP, 3.32ERA, 16K, 5BB, 23H...Recalled by PHI on 4/16, optioned to LHV on 5/13...Recalled by PHI on 6/13...Optioned to LHV on 6/17...Recalled as 27th man for DH, 7/15...Returned to LHV, 7/16...Recalled by PHI as 27th man for DH, 8/8...Returned to LHV, 8/9...Recalled by PHI on 8/13, optioned to LHV 8/21...Recalled by PHI, 9/30 and optioned back the same day...Recalled by PHI on 10/2...Did not allow a run in his final three Major League appearances of the season...


PAST SEASONS-HIGHLIGHTS-PERSONAL

Originally drafted by TEX in the 1st Round (30th) of the 2014 MLB Draft...Claimed off waivers by PHI from SFG on 11/9/22...2022 w/SFG (6G): 0-0, 1.04ERA, 8.2IP, 6K, 3BB, 5H...2022 w/SAC (35G/4GS): 4-3, 4.54ERA, 67.1IP, 72K, 13BB, 68H...Drafted by TEX in 1st Rd, 30th overall (Sanger HS) of 2014 draft...2015 SAL Mid-Season All-Star...Traded from TEX to MIL w/Lewis Brinson and Ryan Cordell for Jonathan Lucroy and Jeremy Jeffress on 8/16...2018 Futures Game Participant...Traded from MIL to BAL w/Jonathan Villar and Jean Carmona for Jonathan Schoop on 7/31/18...Made MLB debut in 2018 w/BAL: 2G/1GS, 2.1IP, 6R/4ER, 0K, 3BB, 7H...Signed w/TEX in 2020 before signing w/SFG in 2022... Named 2013 IBAF "AAA" World Cup MVP after serving as closer for the gold medal-winning USA Baseball 18U National Team, earning a win and three saves in five appearances for that squad...

Yr.	Lg.	Tm.	W	L	ERA	G	GS	CG	SHO	SV	SVO	IP	H	R	ER	HR	HB	BB	IBB	SO	WHIP	AVG
2023	AAA	LHV	4	1	4.60	33	1	0	0	5	6	45.0	38	25	23	2	7	13	1	45	1.13	.230
2023	MLB	PHI	0	0	3.32	14	0	0	0	1	1	19.0	23	7	1	0	5	0	0	16	1.47	.311
2022	AAA	SAC	4	3	4.54	35	4	0	0	2	3	67.1	68	38	34	8	3	13	0	72	1.20	.260
2022	MLB	SE	0	2	1.04	6	0	0	0	0	0	8.2	5	1	0	0	3	0	0	6	0.92	.167
2021	AAA	RR	2	2	4.60	28	4	0	0	0	0	43.0	44	23	22	7	2	17	0	44	1.42	.265
2019	ROK	G-ORI	0	0	0.00	1	0	0	0	0	0	1.0	0	0	0	0	0	0	0	3	0.00	.000
2019	AAA	NOR	3	7	6.38	14	14	0	0	0	0	66.1	77	56	47	15	2	31	1	47	1.63	.289
2019	MLB	BAL	0	1	10.80	1	1	0	0	0	0	3.1	4	4	4	2	0	5	0	3	2.70	.308
2019	Minors	2 Teams	3	7	6.28	15	14	0	0	0	0	67.1	77	56	47	15	2	31	1	50	1.60	.286
2018	AA	BLX	3	4	3.71	16	11	0	0	2	2	68.0	63	31	28	7	4	18	2	65	1.19	.240
2018	AAA	NOR	2	1	3.69	6	6	0	0	0	0	31.2	34	13	13	4	1	8	0	21	1.33	.274
2018	MLB	BAL	0	1	15.43	2	1	0	0	0	0	2.1	7	6	4	0	0	3	0	0	4.29	.500
2018	Minors	2 Teams	5	5	3.70	22	17	0	0	2	2	99.2	97	44	41	11	5	26	2	86	1.23	.251
2017	AA	BLX	4	7	4.01	22	20	1	1	0	0	94.1	79	42	42	12	4	37	0	79	1.23	.227
2016	A(Adv)	HD	3	2	2.60	7	6	0	0	0	0	27.2	23	14	8	4	0	6	0	28	1.05	.221

2024 IRONPIGS

2016	AA	FRI	1	4	4.08	9	8	0	1	1	39.2	47	25	18	3	5	7	0	34	1.36	.296
2016	AA	BLX	2	2	1.93	6	6	0	0	0	23.1	26	7	5	2	0	10	0	16	1.54	.280
2016	AA	2 Teams	3	6	3.29	15	14	0	0	1	63.0	73	32	23	5	5	17	0	50	1.43	.290
2016	Minors	3 Teams	6	8	3.08	22	20	0	0	1	90.2	96	46	31	9	5	23	0	78	1.31	.270
2015	A(Full)	HIC	4	1	1.80	13	13	0	0	0	50.0	45	12	10	1	1	9	0	46	1.08	.238
2014	ROK	A-RAN	1	1	2.03	6	5	0	0	0	13.1	12	3	3	0	0	1	0	15	1.13	.240
2014	A(Full)	HIC	0	0	1.29	3	1	0	0	1	7.0	4	1	1	1	0	3	0	4	1.00	.154
2014	Minors	2 Teams	1	1	1.77	9	6	0	0	1	20.1	16	4	4	1	1	6	0	19	1.08	.211
Career	MLB	3 Teams	0	2	4.32	23	2	0	0	1	33.1	39	18	16	3	0	16	0	25	1.65	.298
Career	Minors	10 Teams	33	35	3.96	199	99	1	1	11	577.2	560	290	254	66	30	175	4	519	1.27	.252



LHP

MATT OSTERBERG

Born: April 21, 1999, Coleman, WI School: St. Cloud St. University

Acquired: 15th Round, 2021 MLB Draft

MLB: 0.000

Bats: Left

Throws: Left

Height: 6-2

Weight: 200

2023 Season

Began season with High-A Jersey Shore...Promoted to Reading on 8/5...Ended his campaign with seven scoreless innings, tying a season and career high...Earned the win in his first Double-A start (5.2IP, 3ER)...Went at least five innings in 13 of 24 starts...Pitched to a 3.00 ERA in his final 12 High-A starts, going 8-3 with 59 K in 66IP...Did not allow a run in his final two starts of the season (9.1IP)...

PAST SEASONS-HIGHLIGHTS-PERSONAL

Originally drafted by PHI in the 15th Round of the 2021 MLB Draft (St. Cloud St.)...Split 2022 between Clearwater and Jersey Shore...Made professional debut in 2021, pitching in the FCL and with Clearwater...

Yr.	Lg.	Tm.	W	L	ERA	G	GS	CG	SHO	SV	SVO	IP	H	R	ER	HR	HB	BB	IBB	SO	WHIP	AVG
2023	A+	JS	8	5	3.61	18	18	0	0	0	0	92.1	85	42	37	10	3	19	0	76	1.13	.244
2023	AA	REA	1	1	3.26	6	6	0	0	0	0	30.1	26	12	11	3	0	6	0	30	1.05	.228
2023	Minors	2 Teams	9	6	3.52	24	24	0	0	0	0	122.2	111	54	48	13	3	25	0	106	1.11	.240
2022	A	CLR	2	6	3.25	22	12	0	0	0	0	63.2	75	35	23	4	0	15	0	52	1.41	.293
2022	AA	REA	0	0	0.00	1	0	0	0	0	0	1.1	1	0	0	0	0	0	0	0	0.75	.200
2022	Minors	2 Teams	2	6	3.18	23	12	0	0	0	0	65.0	76	35	23	4	0	15	0	52	1.40	.291
2021	ROK	F-PHI	0	0	0.00	1	0	0	0	0	0	1.0	0	0	0	0	0	1	0	3	1.00	.000
2021	A	CLR	2	1	1.83	7	3	0	0	1	1	19.2	13	5	4	1	2	8	0	21	1.07	.194
2021	Minors	2 Teams	2	1	1.74	8	3	0	0	1	1	20.2	13	5	4	1	2	9	0	24	1.06	.186
Career	Minors	4 Teams	13	13	3.24	55	39	0	0	1	1	208.1	200	94	75	18	5	49	0	182	1.20	.252



OF (40-Man Roster)

CRISTIAN PACHE (PAH-chay)

Born: November 19, 1998, Santo Domingo Centro, Dominican Republic

Acquired: Trade w/OAK (3/29/23)

MLB: 2.031

Bats: Right

Throws: Right

Height: 6-2

Weight: 215

2023 Season

Traded from OAK to PHI for RHP Billy Sullivan, 3/29/23...First 18G w/PHI...360/.360/.600 with a .960 OPS and one home run...Spent time on the 10-day IL from 4/29-6/16 with a right knee meniscus tear and from 7/14-9/1 (retro to 7/1) with right elbow irritation which resulted in two separate rehab assignments w/LHV...Pinch-hit go-ahead 3-R HR vs. MIA, 7/7...2023 Postseason: Slashed .143/.400/.143 with 1 RBI in 4 games...

PAST SEASONS-HIGHLIGHTS-PERSONAL

Originally signed by ATL as INTL FA, 7/4/15...Traded from ATL to OAK on 3/14/22 as part of a package in exchange for 1B Matt Olson...Made OAK 2022 Opening Day roster...Optioned to Triple-A LV on 6/30 and returned to OAK on 8/28...Hit 166 with three home runs, 18 RBI and a .459 OPS in 91 games overall...Made Opening Day roster for ATL in 2021...Made ML debut w/ATL in 2020...Entered 2020 as ATL top-prospect and #14 in baseball per MLB.com...

Yr.	Lg.	Tm.	AVG	G	AB	R	H	2B	3B	HR	RBI	BB	IBB	SO	SB	CS	OBP	SLG	OPS	PA	HBP	SAC	SF	GDP
2023	A+	CLR	.273	3	11	4	3	0	0	0	0	4	0	4	0	0	.467	.273	.740	15	0	0	0	0
2023	A+	JS	.000	2	6	1	0	0	0	1	2	2	0	6	1	0	.250	.000	.250	8	0	0	0	0
2023	AAA	LHV	.235	13	51	10	12	2	0	1	6	8	0	13	1	1	.350	.333	.683	60	1	1	0	1
2023	MLB	PHI	.238	48	84	12	20	7	1	2	11	10	0	27	2	3	.319	.417	.736	95	0	1	0	1
2023	Minors	3 Teams	.221	18	68	15	15	2	0	1	7	14	0	23	4	1	.361	.294	.655	83	1	0	0	3
2022	AAA	LV	.248	41	157	15	39	8	1	4	20	11	0	39	1	1	.298	.389	.687	171	1	0	2	5
2022	MLB	OAK	.166	91	241	18	40	5	2	3	18	15	0	70	2	2	.218	.241	.459	260	1	3	0	5
2021	AAA	GWN	.265	89	321	50	85	15	0	11	44	30	0	97	9	7	.330	.414	.744	353	1	1	0	3
2021	MLB	ATL	.111	22	63	6	7	3	0	1	4	2	0	25	0	0	.152	.206	.358	68	1	2	0	1
2020	MLB	ATL	.250	2	4	0	1	0	0	0	0	0	0	2	0	0	.250	.250	.500	4	0	0	0	0
2019	AA	MIS	.278	104	392	50	109	28	8	11	53	34	1	104	8	11	.340	.474	.814	433	4	1	2	7
2019	AAA	GWN	.274	26	95	13	26	8	1	1	8	9	0	18	0	0	.337	.411	.748	105	0	1	0	3
2019	Minors	2 Teams	.277	130	487	63	135	36	9	12	61	43	1	122	8	11	.340	.462	.802	538	4	2	2	10
2018	A+	FLO	.285	33	369	46	105	20	5	8	40	15	2	69	7	6	.311	.431	.742	387	0	0	2	5
2018	AA	MIS	.260	99	104	10	27	3	1	1	7	5	0	28	0	2	.294	.337	.631	109	0	0	0	1
2018	Minors	2 Teams	.279	122	473	56	132	23	6	9	47	20	2	97	7	8	.307	.410	.717	496	0	0	2	6
2017	A	ROM	.281	119	469	60	132	13	8	0	42	39	1	104	32	14	.335	.343	.678	514	0	4	2	6
2016	ROK	G-BRV	.283	27	106	16	30	2	4	0	11	6	0	11	7	3	.325	.377	.702	114	1	0	1	5
2016	ROK	DAN	.333	30	114	12	38	2	3	0	10	7	0	13	4	2	.372	.404	.776	122	0	1	0	0
2016	ROK	2 Teams	.309	57	220	28	68	4	7	0	21	13	0	24	11	5	.349	.391	.740	236	1	1	1	5
2016	Minors	2 Teams	.309	57	220	28	68	4	7	0	21	13	0	24	11	5	.349	.391	.740	236	1	1	1	5
Career	MLB	3 Teams	.173	163	392	36	68	15	3	6	33	27	0	124	4	5	.230	.273	.503	427	2	6	0	7
Career	Minors	10 Teams	.276	576	2195	287	606	101	31	37	242	170	4	506	72	47	.329	.401	.730	2391	8	8	9	38



LHP

DAVID PARKINSON

Born: December 14, 1995, Henrico, VA

School: Ole Miss

Acquired: 12th Round, 2017 MLB Draft

MLB: 0.000

Bats: Right

Throws: Left

Height: 6-2

Weight: 210

2023 Season

Began season with Double-A Reading...One appearance w/LHV on 6/3 and then returned to Reading for remained of season...Named R-Phils Pitcher of the Year...Nine wins led Reading (4th in EL)...3.56 ERA led team and 4th in EL...Combined with Mick Abel as first R-Phils pitchers to each throw 100+ innings in a season since 2019...131 strikeouts led team and was 7th in the EL, most strikeouts by R-Phil since Jesse Biddle had 154 in 2013...135 total strikeouts led Phillies minor league pitchers...Allowed two runs or fewer in 11 of final 12 outings, going 7-1 with a 1.75 ERA in 67 innings, striking out 69...

PAST SEASONS-HIGHLIGHTS-PERSONAL

Originally drafted by PHI in the 12th Round of the 2017 MLB Draft (Ole Miss)...Spent 2022 on the restricted list as he opted not to pitch that season...Non-roster invitee to 2021 Spring Training...Began 2021 with LHV, went 1-11 with a 7.93 ERA, made final outing of the season with Reading...Spent 2019 with Reading: T-6th in the Eastern League in wins (10) and 7th in strikeouts (118)...Posted a 3.31 ERA (27 ER, 73.1 IP) in his first 13 starts...2018 Paul Owens Award Winner...Posted a 1.45 ERA with Lakewood and Clearwater, lowest mark among all qualifying pitchers in Minor League Baseball...2018 Phillies Minor League Pitching Prospect of the Year by MLB Pipeline...2018 Phillies organizational All-Star per MiLB.com...

Yr.	Lg.	Tm.	W	L	ERA	G	GS	CG	SHO	SV	SVO	IP	H	R	ER	HR	HB	BB	IBB	SO	WHIP	AVG
2023	AA	REA	9	5	3.56	24	22	0	0	0	0	126.1	121	61	50	17	5	51	0	131	1.36	.249
2023	AAA	LHV	0	0	11.25	1	0	0	0	0	0	4.0	6	5	5	1	0	3	0	4	2.25	.353
2023	Minors	2 Teams	9	5	3.80	25	22	0	0	0	0	130.1	127	66	55	18	5	54	0	135	1.39	.253
2021	AA	REA	0	0	0.00	1	0	0	0	1	1	3.0	0	0	0	0	0	0	0	5	0.00	.000
2021	AAA	LHV	1	11	7.93	20	18	0	0	0	0	78.1	109	73	69	16	4	28	0	68	1.75	.323
2021	Minors	2 Teams	1	11	7.64	21	18	0	0	1	1	81.1	109	73	69	16	4	28	0	73	1.68	.315
2019	AA	REA	10	9	4.08	22	22	0	0	0	0	119.0	107	56	54	10	3	39	0	118	1.23	.247
2018	A(Full)	LWD	8	1	1.51	17	17	1	1	0	0	95.1	74	27	16	4	2	26	0	115	1.05	.210
2018	A(Adv)	CLR	3	0	1.24	5	4	0	0	0	0	29.0	17	4	4	1	1	9	0	26	0.90	.175
2018	Minors	2 Teams	11	1	1.45	22	21	1	1	0	0	124.1	91	31	20	5	3	35	0	141	1.01	.202
2017	A(Short)	WIL	1	3	2.48	11	3	0	0	0	0	32.2	30	12	9	2	2	9	0	42	1.19	.242
Career	Minors	5 Teams	32	29	3.82	101	86	1	1	1	1	487.2	464	238	207	51	17	165	0	509	1.29	.250



RHP (Non-Roster Invitee) TYLER PHILLIPS

Born: October 27, 1997, Lumberton, NJ
Acquired: Re-signed as MiLB FA, 11/6/23
Bats: Right Throws: Right

School: Bishop Eustace Prep
MLB: 0.000
Height: 6-5 Weight: 225

2023 Season

Began season with Double-A Reading...Promoted to LHV on 7/26...First full-season back after Tommy John surgery in October of 2021...Posted the 3rd highest inning total (122.2IP) of his career and first 100+ IP season since 2019...Opening Day starter for Reading...Tied with Nick Nelson for most starts among minor leaguers in the Phillies organization (25)...110 strikeouts ranked third, 122.2 IP was second, 4.92 ERA was 10th and 1.52 WHIP was also tenth amongst Phillies' Minor League starting pitchers...Fired 7 innings, allowing just one run, 8/19vsJAX, first time going seven innings since 8/7/19...

PAST SEASONS-HIGHLIGHTS-PERSONAL

Originally drafted by Texas in 16th Round of 2015 MLB draft out of Bishop Eustace Prep (Pennsauken, NJ) ...Was on the same high school pitching staff as Devin Smeltzer and Zac Gallen...2018 SAL Mid-Season All-Star...Baseball America Low Class A All-Star (2018)...Added to Rangers 40-man roster in November 2019...DFA'd and claimed off waivers by the Phillies in July 2021...Was released by Phillies at end of the 2021 season before re-signing as a MiLB free agent...Grew up a Phillies and Philadelphia sports fan...

Yr.	Lg.	Tm.	W	L	ERA	G	GS	CG	SHO	SV	SVO	IP	H	R	ER	HR	HB	BB	IBB	SO	WHIP	AVG
2023	AA	REA	4	5	5.03	17	16	0	0	0	0	82.1	84	48	46	12	2	30	0	80	1.38	.267
2023	AAA	LHV	0	2	4.69	9	9	0	0	0	0	40.1	51	30	21	1	3	22	0	30	1.81	.315
2023	Minors	2 Teams	4	7	4.92	26	25	0	0	0	0	122.2	135	78	67	13	5	52	0	110	1.52	.283
2021	A+	JS	0	0	0.00	1	1	0	0	0	0	3.0	2	0	0	0	0	1	0	1	1.00	.200
2021	AA	FRI	1	2	4.70	6	5	0	0	0	0	15.1	12	8	8	4	0	7	0	18	1.24	.207
2021	AA	REA	0	0	6.35	4	4	0	0	0	0	11.1	12	9	8	2	0	3	0	11	1.32	.267
2021	AAA	RR	0	3	9.90	4	4	0	0	0	0	10.0	15	12	11	2	0	12	0	11	2.70	.341
2021	AA	2 Teams	1	2	5.40	10	9	0	0	0	0	26.2	24	17	16	6	0	10	0	29	1.28	.233
2021	Minors	4 Teams	1	5	6.13	15	14	0	0	0	0	39.2	41	29	27	8	0	23	0	41	1.61	.261
2019	A(Adv)	DE	2	2	1.19	6	6	0	0	0	0	37.2	28	6	5	1	1	6	0	28	0.90	.212
2019	AA	FRI	7	9	4.73	18	16	0	0	0	0	93.1	95	56	49	15	4	20	1	74	1.23	.263
2019	Minors	2 Teams	9	11	3.71	24	22	0	0	0	0	131.0	123	62	54	16	5	26	1	102	1.14	.249
2018	A(Full)	HIC	11	5	2.67	22	22	1	0	0	0	128.0	117	41	38	4	3	14	0	124	1.02	.239
2018	A(Adv)	DE	1	0	1.80	1	1	0	0	0	0	5.0	2	1	1	0	1	2	0	3	0.80	.125
2018	Minors	2 Teams	12	5	2.64	23	23	1	0	0	0	133.0	119	42	39	4	4	16	0	127	1.02	.235
2017	A(Short)	SPO	4	2	3.45	13	13	0	0	0	0	73.0	78	33	28	6	1	11	1	78	1.22	.265
2017	A(Full)	HIC	1	2	6.39	7	4	0	0	0	0	25.1	28	21	18	2	5	9	0	15	1.46	.280
2017	Minors	2 Teams	5	4	4.21	20	17	0	0	0	0	98.1	106	54	46	8	6	20	1	93	1.28	.269
2016	A(Short)	SPO	4	7	6.44	13	13	0	0	0	0	58.2	78	49	42	2	5	20	0	57	1.67	.307
2015	ROK	A-RAN	0	1	3.60	13	0	0	0	1	3	15.0	13	8	6	2	0	1	0	10	0.93	.224
Career	Minors	9 Teams	35	40	4.23	134	114	1	0	1	3	598.1	615	322	281	53	25	158	2	540	1.29	.263



RHP ROBINSON PINA

Born: November 26, 1998, San Cristobal, Dominican Republic
Acquired: Signed as a MiLB FA, 12/11/23
Bats: Right Throws: Right
Height: 6-5 Weight: 225

2023 Season

Began season with High-A Tri-Cities...Transferred to Triple-A Salt Lake, 5/12...Transferred to Double-A Rocket City on 5/26...Transferred back to Salt Lake on 9/1...Allowed just one earned run in 11.1 innings with TC to begin the season (18K)...Pitched to a 1.55ERA from 6/4-8/4 (40.1IP, 41K, 23H, 20BB, .177 BAA)...Earned first AAA win on 9/15 vs. Reno (5IP, 2ER)...Pitched for Estrellas Orientes in the Dominican Winter League (6G/5GS, 3.54ERA)...

2024 IRONPIGS

PAST SEASONS-HIGHLIGHTS-PERSONAL

Originally signed by LAA as an INTL FA on 2/15/17...2019 MID Mid-Season All-Star...June 2021 CAL Pitcher of the Month...Spent the bulk of 2022 at High-A Tri-Cities with three outings at Triple-A Salt Lake...Pitched at three levels (A, A+, AA) in 2021 and appeared in the AZFL with Glendale...Ranked as a Top-30 Angels prospect in 2020 (#19) and 2021 (#27) per Baseball America...

Yr.	Lg.	Tm.	W	L	ERA	G	GS	CG	SHO	SV	SVO	IP	H	R	ER	HR	HB	BB	IBB	SO	WHIP	AVG
2023	A+	TRI	0	0	0.79	8	0	0	0	1	1	11.1	4	2	1	0	1	4	0	18	0.71	.100
2023	AA	RCT	4	3	3.29	19	7	0	0	0	0	63.0	45	24	23	2	6	30	0	58	1.19	.210
2023	AAA	SL	1	2	7.83	7	4	0	0	0	0	23.0	33	21	20	3	0	21	0	14	2.35	.340
2023	Minors	3 Teams	5	5	4.07	34	11	0	0	1	1	97.1	82	47	44	5	7	55	0	90	1.41	.234
2022	A+	TRI	6	6	3.31	18	13	0	0	1	1	81.2	71	34	30	7	2	24	0	117	1.16	.231
2022	AAA	SL	0	2	29.45	3	2	0	0	0	0	3.2	9	12	12	4	0	7	0	5	4.36	.474
2022	Minors	2 Teams	6	8	4.43	21	15	0	0	1	1	85.1	80	46	42	11	2	31	0	122	1.30	.245
2021	A	IE	0	0	1.19	4	4	0	0	0	0	22.2	15	3	3	2	0	6	0	33	0.93	.185
2021	A+	TRI	2	7	4.40	13	13	0	0	0	0	57.1	38	29	28	4	4	41	0	85	1.38	.191
2021	AA	RCT	0	3	9.39	4	4	0	0	0	0	15.1	19	16	16	7	4	9	0	22	1.83	.297
2021	Minors	3 Teams	2	10	4.44	21	21	0	0	0	0	95.1	72	48	47	13	8	56	0	140	1.34	.209
2019	A(Full)	BUR	5	8	3.83	26	21	0	0	1	3	108.0	85	58	46	5	9	61	0	146	1.35	.213
2018	ROK	D-ANG	2	0	4.02	8	0	0	0	1	1	15.2	12	10	7	0	2	6	0	26	1.15	.214
2018	ROK	A-ANG	1	1	3.14	6	1	0	0	0	1	14.1	12	9	5	0	0	5	0	17	1.19	.218
2018	ROK	ORM	1	1	3.21	5	0	0	0	0	0	14.0	13	6	5	1	3	8	0	18	1.50	.245
2018	ROK	3 Teams	4	2	3.48	19	1	0	0	1	2	44.0	37	25	17	1	5	19	0	61	1.27	.226
2018	Minors	3 Teams	4	2	3.48	19	1	0	0	1	2	44.0	37	25	17	1	5	19	0	61	1.27	.226
2017	ROK	D-ANG	1	2	3.68	15	11	0	0	0	0	51.1	35	26	21	0	3	24	0	47	1.15	.188
Career Minors 8 Teams			23	35	4.06	136	80	0	0	4	7	481.1	391	250	217	35	34	246	0	606	1.32	.221



RHP (Non-Roster Invitee) RICARDO PINTO

Born: January 20, 1994, Guacara, Venezuela

Acquired: Signed as a MiLB FA, 1/18/24

Bats: Right

Throws: Right

Height: 6-0

MLB: 0.095

Weight: 195

2023 Season

Pitched with Dos Laredos and Mexico of the Mexican League...Went a combined 7-7 with a 4.12 ERA in 31G/25GS...137.2IP total, struck out 106 while walking 40 and giving up 156 hits...Released by Dos Laredos on 6/14 and signed by Mexico on 6/19...Pitched for La Guaira of the Venezuelan Winter League and then represented Venezuela in the Caribbean Series...Allowed just one run in 10.2 innings with 14 strikeouts and was named MVP of the tournament after leading Venezuela to its first title in 15 years...

PAST SEASONS-HIGHLIGHTS-PERSONAL

Originally signed by PHI as an INTL FA on 12/28/11...2015 MiLB.com PHI Organizational All-Star...2015 Paul Owens Award winner, Phillies Minor League Pitcher of the Month for August (4 GS, 4-0, 0.73 ERA, 2 ER, 24.2 IP)...2016 Futures Games Participant...Began 2017 w/LHV and Did not allow a run in 20.2 innings in relief (11 G)...Made ML debut for PHI on 5/31... Had 4 ML stints: 5/31-6/2, 6/26-7/25, 8/4-24 and 8/31-remainder of season...Traded from PHI to CWS in exchange for international slot money, 3/28/18...Spent all of 2018 in the minors for CWS, mostly with Triple-A Charlotte...Elected free agency and signed with TBR on 1/28/19... Ranked tied for second in the International League with 10 victories for Durham...Called up by TBR on 8/30... Claimed by SFG on 9/6...DFA'd and released by SFG on 11/8/19...Pitched in the KBO for SK Wyverns in 2020, going 6-15 with a 6.17 ERA in 162IP...Returned stateside for 2021, signing as an MiLB FA w/DET... Combined for 24 appearances, including 23 starts, between Double-A Erie and Triple-A Toledo...Finished the season tied for the Triple-A East lead with 11 wins...Re-signed with DET as MiLB on 3/13/22, released on 7/3/22...Signed with the Rakuten Monkeys of the Chinese Professional Baseball League on 7/28/22...Appeared in 4G/3GS for Rakuten, posting a 1-2 record and 6.06 ERA with 9 strikeouts in 16.1 innings pitched...Nickname is Pinto Bean...

Yr.	Lg.	Tm.	W	L	ERA	G	GS	CG	SHO	SV	SVO	IP	H	R	ER	HR	HB	BB	IBB	SO	WHIP	AVG
2023	IND	LAR	2	3	5.44	10	10	0	0	0	0	49.2	54	33	30	10	3	14	0	41	1.37	.276
2023	IND	MEX	3	2	3.34	9	5	0	0	0	0	32.1	41	15	12	1	2	7	0	18	1.48	.315
2023	IND	2 Teams	5	5	4.61	19	15	0	0	0	0	82.0	95	48	42	11	5	21	0	59	1.41	.291
2022	AAA	TOL	3	1	3.58	20	0	0	0	0	1	32.2	34	13	13	4	4	13	0	39	1.44	.276
2021	AA	ERI	3	1	3.18	6	6	0	0	0	0	28.1	23	10	10	2	0	7	0	25	1.06	.221
2021	AAA	TOL	11	3	4.63	18	17	0	0	0	0	95.1	100	55	49	13	7	40	0	82	1.47	.269
2021	Minors	2 Teams	14	4	4.29	24	23	0	0	0	0	123.2	123	65	59	15	7	47	0	107	1.37	.258
2021	AA	MTG	1	1	4.82	4	2	0	0	0	0	18.2	20	10	10	2	0	8	0	15	1.50	.282
2019	AAA	DUR	10	5	4.13	24	4	0	0	0	0	104.2	96	49	48	18	9	46	1	96	1.36	.249
2019	MLB	TB	0	0	15.43	2	0	0	0	0	0	2.1	4	4	4	1	0	2	0	0	2.57	.364
2019	Minors	2 Teams	12	6	4.23	28	6	0	0	0	0	123.1	116	59	58	20	9	54	1	111	1.38	.254
2018	A(Adv)	WS	1	0	6.75	3	3	0	0	0	0	10.2	13	8	8	2	0	8	0	8	1.97	.295
2018	AAA	CLT	2	2	5.80	27	3	0	0	0	1	54.1	68	35	35	7	3	22	0	38	1.66	.309
2018	Minors	2 Teams	3	2	5.95	30	6	0	0	0	1	65.0	81	43	43	9	3	30	0	46	1.71	.307
2017	AAA	LHV	5	3	3.86	19	8	0	0	1	1	60.2	61	35	26	4	0	18	0	46	1.30	.263
2017	MLB	PHI	1	2	7.89	25	0	0	0	0	2	29.2	39	28	26	7	1	17	1	25	1.89	.317
2016	AA	REA	7	6	4.10	27	25	0	0	0	0	156.0	150	84	71	20	8	51	2	101	1.29	.253
2015	A(Full)	LWR	6	2	3.09	11	13	0	0	0	0	67.0	65	25	23	4	2	18	0	60	1.24	.258
2015	A(Adv)	CLD	9	2	2.87	13	13	0	0	0	0	78.1	64	30	25	6	2	19	0	45	1.06	.231
2015	Minors	2 Teams	15	4	2.97	24	24	0	0	0	0	145.1	129	55	48	10	4	37	0	105	1.14	.244
2014	A(Short)	WIL	5	5	2.11	9	9	0	0	0	0	47.0	36	17	11	4	2	15	0	48	1.09	.203
2013	ROK	V-PHI	3	5	2.86	14	14	0	0	0	0	63.0	55	29	20	4	8	12	0	51	1.06	.228
2012	ROK	V-PHI	7	3	2.74	15	10	0	0	1	1	69.0	70	34	21	4	3	20	0	39	1.30	.267
Career MLB 2 Teams			1	2	8.44	27	0	0	0	0	2	32.0	43	32	30	8	1	19	1	25	1.94	.321
Career Minors 12 Teams			70	39	3.76	210	125	0	0	2	4	885.2	855	434	370	94	48	297	3	693	1.30	.255



RHP DOMINIC PIPKIN

Born: November 5, 1999, Pinole, CA School: Pinole Valley HS

Acquired: 9th Round, 2018 MLB Draft

MLB: 0.000

Bats: Right

Throws: Right

Height: 6-4

Weight: 160

2023 Season

Began season on the IL...Pitched in five rehab game in late June and early July...Activated off IL and placed

2024 IRONPIGS

on Reading's roster, 7/4...Worked primarily out of the bullpen for the first time in his career...18 total relief outings with Reading, 19.2 innings and posted a 3.66 ERA with 23 strikeouts and 7 walks...Pitched in the AZFL for Scottsdale, totaling 2.2IP, OER...

PAST SEASONS-HIGHLIGHTS-PERSONAL

Originally drafted by PHI in the 9th round of the 2018 MLB Draft (Pinole Valley HS)...Spent all of 2022 with Jersey Shore, making 30 outings, 13 starts...Started 2022 going mostly one inning at a time before going multiple innings in every outing after May...Spent all of 2021 & 2019 with Jersey Shore/Lakewood...Began professional career in the FCL in 2018...

Yr.	Lg.	Tm.	W	L	ERA	G	GS	CG	SHO	SV	SVO	IP	H	R	ER	HR	HB	BB	IBB	SO	WHIP	AVG
2023	ROK	F-PHI	0	0	27.00	2	1	0	0	0	0	1.2	4	5	5	0	1	1	0	3	3.00	.444
2023	AA	CLR	2	0	4.91	3	0	0	0	0	0	3.2	3	2	2	0	0	2	0	4	1.36	.231
2023	ROK	REA	2	2	3.66	18	0	0	0	1	3	19.2	16	8	8	3	1	7	0	23	1.17	.222
2023	Minors	3 Teams	4	2	5.40	23	1	0	0	1	3	25.0	23	15	15	3	2	10	0	30	1.32	.245
2022	A+	JS	4	7	5.01	30	13	0	0	0	1	73.2	71	52	41	6	12	51	0	64	1.66	.262
2021	A+	JS	4	3	4.97	16	12	0	0	0	1	58.0	58	34	32	6	5	27	0	64	1.47	.264
2019	A	LWD	3	4	5.15	24	12	0	0	1	1	71.2	71	51	41	4	12	45	0	44	1.62	.261
2018	ROK	G-PHE	1	2	3.64	10	8	0	0	0	0	29.2	27	12	12	3	1	8	0	18	1.18	.252
Career Minors 5 Teams			16	18	4.92	103	46	0	0	2	6	258.0	250	164	141	22	32	141	0	220	1.52	.259



INF (Non-Roster Invitee)

NICK PODKUL

Born: April 11, 1997, Munster, IN

School: Notre Dame

Acquired: Re-Signed as a MiLB FA, 11/6/23 MLB: 0.000

Bats: Right

Throws: Right

Height: 6-1 Weight: 200


2023 Season

Began the season with Double-A Reading...Promoted to Lehigh Valley on 7/14...Hit by a pitch in the face, requiring multiple surgeries, plates, and splints while putting him on the IL for the remainder of the season, 7/29...45G w/REA: .285/.396/.588, 8 2B, 3HR, 12RBI...3R-HR in LHV debut, 7/14vsCLT...Among minor leaguers with at least 200 PA, Podkul posted the 12th highest wRC+ (.165)...Set new career high in homers (14), RBI (40), triple slash (.284/.407/.584), and OPS (.991).

PAST SEASONS-HIGHLIGHTS-PERSONAL

Initially joined the PHI organization as MiLB FA on 12/17/22... Originally drafted by TOR in 7th Round of 2018 MLB Draft (Notre Dame)...2022 w/Bufalo: .211/.355/.331, 6 2B, 5HR, 24RBI...Released by TOR on 8/16/22...2019 Midwest League Mid-Season All-Star w/Lansing...Played collegiatly at Notre Dame where he was a walk-on...Roomed with former Phillie and IronPig Matt Vierling during his freshman and junior seasons...

Yr.	Lg.	Tm.	AVG	G	AB	R	H	2B	3B	HR	RBI	BB	IBB	SO	SB	CS	OBP	SLG	OPS	PA	HBP	SAC	SF	GIDP
2023	AA	REA	.285	45	165	31	47	8	3	12	35	27	0	41	0	0	.396	.588	.984	197	4	0	1	1
2023	AAA	LHV	.280	8	25	9	7	1	0	2	5	5	0	5	0	0	.471	.560	1.031	34	4	0	0	0
2023	Minors	2 Teams	.284	53	190	40	54	9	3	14	40	32	0	46	0	0	.407	.584	.991	231	8	0	1	1
2022	AAA	BUF	.211	60	175	22	37	6	0	5	24	33	0	61	3	1	.355	.331	.686	215	6	1	0	3
2021	AA	NH	.204	57	181	26	37	9	1	7	29	23	0	51	4	1	.306	.381	.687	209	4	0	1	3
2019	A(Full)	LAN	.254	57	201	32	51	13	2	2	20	33	1	41	12	1	.369	.368	.737	241	5	0	2	2
2019	A(Adv)	DUN	.227	37	110	12	25	3	1	1	15	17	1	22	5	2	.331	.300	.631	132	1	2	2	1
2019	Minors	2 Teams	.244	94	311	44	76	16	3	3	35	50	2	63	17	3	.356	.344	.700	373	6	2	4	3
2018	A(Short)	WAN	.222	50	162	22	36	10	2	3	18	28	0	38	1	1	.347	.364	.711	197	4	1	2	6
Career Minors 7 Teams			.236	314	1019	154	240	50	9	32	146	166	2	259	25	6	.355	.396	.751	1225	28	4	8	16



INF

ESTEBAN QUIROZ

Born: February 17, 1992, Ciudad Obregon, Mexico

Acquired: Trade w/CHC, 3/23/23

MLB: 0.019

Bats: Left

Throws: Right

Height: 5-6 Weight: 199

2023 Season

Traded from CHC to PHI for cash during Spring Training, 3/23...Spent the entire campaign with Lehigh Valley...4/11-4/16@DUR: 7-23, 3 2B, HR, 4RBI, 2R, 5BB, SB...IL Stint (Foot), 5/16-5/24...Appeared in 46 games with Guasave in the Mexican Winter League following the MiLB season...

PAST SEASONS-HIGHLIGHTS-PERSONAL

Made MLB debut w/CHC in 2022 (14G): .275/.370/.275, 3RBI, 3R, 4BB...2022 w/Iowa (.44G): .246/.394/.365, 6 2B, 3HR, 14RBI, 19R, 2-2 SB, 27BB...Played seven seasons for Quintana Roo (2011-16) and Yucatán (2017) in the Mexican League...Signed by BOS as MiLB FA in 2017...Traded by BOS to SD for Colton Brewer, 3/26/20...Traded from SD to TBR as PTBNL in Tommy Pham/Jake Cronenworth for Hunter Renfroe/Xavier Edwards deal...Traded by TBR to CHC on 3/25/22 for Harold Ramirez...Represented Mexico in the 2017 WBC, homering in the first game of pool play, reached base in 8 of 10 PA (4-for-6, 2 HR, 3 BB, 1 HBP, 5 RBI)...2016 Mexican Pacific League ROY...2017 Mexican League Mid-Season All-Star...Nicknamed "Pony" from his days in the Mexican league when he started in Mexican's top flight at just 19 years old...

Yr.	Lg.	Tm.	AVG	G	AB	R	H	2B	3B	HR	RBI	BB	IBB	SO	SB	CS	OBP	SLG	OPS	PA	HBP	SAC	SF	GIDP
2023	AAA	LHV	.231	96	325	57	75	19	0	7	59	57	0	62	7	2	.348	.354	.702	388	3	0	3	9
2022	ROK	A-CUB	.750	4	8	6	6	2	0	0	1	3	0	0	2	0	.833	1.000	1.833	12	1	0	0	0
2022	AAA	IOW	.212	40	118	13	25	4	0	3	13	24	2	35	0	0	.358	.322	.680	148	4	0	2	3
2022	MLB	CHC	.275	14	40	3	11	0	0	0	3	4	0	9	1	1	.370	.275	.645	47	2	1	0	0
2022	Minors	2 Teams	.246	44	126	19	31	6	0	3	14	27	2	35	2	0	.394	.365	.759	160	5	0	2	3
2021	ROK	F-RAY	.417	4	12	7	5	1	1	2	9	3	0	4	2	0	.611	1.167	1.778	18	3	0	0	0
2021	AAA	DUR	.268	68	213	49	57	19	0	12	48	43	0	56	1	0	.401	.526	.927	262	5	0	1	2
2021	Minors	2 Teams	.276	72	225	56	62	20	1	14	57	46	0	60	3	0	.414	.560	.974	280	8	0	1	2
2019	AAA	ELP	.271	96	306	64	83	25	0	19	66	52	1	82	3	1	.384	.539	.923	366	5	1	2	2
2018	ROK	G-RSX	.298	8	19	3	4	0	1	0	7	6	0	3	0	0	.379	.316	.695	29	1	0	3	0
2018	AAA	POB	.284	87	19	26	5	0	7	24	13	1	19	1	1	1	.413	.598	1.011	15	4	0	0	0
2018	Minors	2 Teams	.293	32	106	22	30	5	1	7	31	19	1	22	1	1	.406	.547	.953	133	5	0	3	0
2017	AAA	YUC	.293	89	287	64	84	23	0	11	49	64	11	41	8	2	.428	.488	.916	358	4	3	0	5
2016	AAA	TIG	.335	97	337	69	113	18	0	15	63	66	5	48	4	4	.449	.522	.971	416	7	2	4	10

2015	AAA	TIG	.315	96	327	56	103	23	0	7	35	39	3	57	3	7	.396	.450	.846	377	6	3	2	9
2014	AAA	TIG	.227	19	44	8	10	4	1	1	4	11	0	5	1	0	.397	.432	.829	61	2	3	1	0
2013	AAA	TIG	.200	27	55	8	11	5	0	0	2	10	0	12	0	1	.343	.291	.634	67	2	0	0	0
2012	AAA	TIG	.255	85	235	35	60	12	3	4	22	25	1	38	4	2	.337	.383	.720	266	4	2	0	4
2011	AAA	TIG	.120	24	25	4	3	0	0	0	0	0	0	7	0	0	.214	.120	.334	28	1	1	0	0
Career	MLB	CHC	.275	14	40	3	11	0	0	0	3	4	0	9	1	1	.370	.275	.645	47	2	1	0	0
Career	Minors	10 Teams	.277	777	2398	462	665	160	6	88	403	418	24	469	36	20	.393	.459	.852	2900	52	14	18	44



OF BARON RADCLIFF

Born: February 9, 1999, Lansing, MI

Acquired: 5th Round, 2017 MLB Draft

Bats: Left

Throws: Right

School: Georgia Tech

MLB: 0.000

Height: 6-4

Weight: 228


2023 Season

Spent entire campaign with Double-A Reading...Placed on 7-day IL on 4/16 with shoulder injury...Transferred to 60-day IL 4/19... Made rehab appearance with FCL Phillies and then activated off IL on 6/20...

PAST SEASONS-HIGHLIGHTS-PERSONAL

Originally drafted by PHI in the 5th Round of the 2017 MLB Draft (Georgia Tech)... Spent 2022 season with Jersey Shore (A+)...Ranked 2nd among all Phillies minor league hitters in walks... Posted a slash line of .347/.430/.733 and slugged 8 home runs in 23 August games (86 PA)... Following the season, was rated as the best power hitter in the Phillies minor league system by Baseball America...Played majority of 2021 w/ Clearwater, led Phillies MiLB with 71 walks...Also drafted by ATL in the 40th Round of the 2017 MLB Draft, but did not sign...Father was drafted by Royals in 1995, playing five MiLB seasons...

Yr.	Lg.	Tm.	AVG	G	AB	R	H	2B	3B	HR	RBI	BB	IBB	SO	SB	CS	OBP	SLG	OPS	PA	HBP	SAC	SF	GDP
2023	ROK	F-PHI	.267	5	15	3	4	1	0	1	3	7	0	5	0	0	.500	.533	1.033	22	0	0	0	0
2023	AA	REA	.111	65	223	22	47	8	0	11	21	28	0	97	2	1	.299	.395	.694	251	0	0	0	3
2023	Minors	2 Teams	.214	10	238	25	51	9	0	12	24	35	0	102	2	1	.315	.403	.718	273	0	0	0	3
2022	A+	JS	.237	104	346	44	82	15	2	17	49	60	1	163	6	2	.350	.439	.789	408	1	0	1	4
2022	ROK	F-PHI	.667	1	3	2	2	0	0	2	3	1	0	0	0	0	.750	2.667	3.417	4	0	0	0	0
2021	A	CLR	.189	86	254	50	48	8	0	11	39	70	0	112	3	3	.367	.350	.717	330	3	0	3	5
2021	Minors	2 Teams	.195	87	257	52	50	8	0	13	42	71	0	112	3	3	.371	.377	.748	334	3	0	3	5
Career	Minors	4 Teams	.218	261	841	121	183	32	2	42	115	166	1	377	11	6	.348	.410	.758	1015	4	0	4	12



C (Non-Roster Invitee) CODY ROBERTS

Born: June 16, 1996, Johns Creek, GA School: Univ. of North Carolina

Acquired: 2022 MiLB Rule 5 Draft

MLB: 0.000

Bats: Right

Throws: Right

Height: 6-1

Weight: 195

2023 Season

Spent entire campaign with Double-A Reading...Slashed .214/.277/.349 in 239 plate appearances... started 53 games at catcher, five games in right field, three games as designated hitter and two games in left field...Non-roster invitee to 2023 Spring Training...

PAST SEASONS-HIGHLIGHTS-PERSONAL

Originally drafted by BAL in the 11th Round of the 2018 MLB Draft (North Carolina)...Selected by the Phillies in the 2022 MiLB Rule 5 Draft...Non-roster invitee to 2022 Spring Training w/BAL...Split 2022 between Double-A Bowie and Triple-A Norfolk...Hit .271 with 8 home runs and 42 RBI...2022 MiLB.Com BAL Organizational All-Star...Played at three levels (A+, AA, AAA) in 2021 in the Orioles system...2018 NYP Mid-Season All-Star...

Yr.	Lg.	Tm.	AVG	G	AB	R	H	2B	3B	HR	RBI	BB	IBB	SO	SB	CS	OBP	SLG	OPS	PA	HBP	SAC	SF	GDP
2023	AA	REA	.214	72	215	33	46	11	0	7	39	25	0	52	2	2	.277	.349	.626	239	4	1	3	7
2022	AA	BOW	.260	73	242	32	63	16	0	7	39	25	0	75	0	0	.336	.413	.749	274	4	0	3	6
2022	AAA	NOR	.375	7	24	3	9	2	0	1	3	4	0	6	0	0	.464	.583	1.047	28	0	0	0	2
2022	Minors	2 Teams	.271	80	266	35	72	18	0	8	42	29	0	81	0	0	.348	.429	.777	302	4	0	3	8
2021	A+	ABD	.250	23	68	8	17	4	0	2	10	10	0	24	0	0	.358	.397	.755	81	2	0	1	1
2021	AA	BOW	.231	17	52	8	12	3	0	2	9	9	0	19	0	0	.355	.404	.759	63	1	1	0	0
2021	AAA	NOR	.294	11	34	2	10	2	0	1	4	4	0	13	0	0	.368	.441	.809	38	0	0	0	1
2021	Minors	3 Teams	.253	51	154	18	39	9	0	5	23	23	0	56	0	0	.359	.409	.768	182	3	1	1	2
2019	A(Short) ABD	.286	4	14	0	4	1	0	0	2	1	0	0	3	0	0	.375	.357	.732	16	0	0	0	0
2019	A(Full) DEL	.241	51	166	20	40	4	1	0	21	21	0	0	43	0	0	.323	.277	.600	192	1	0	4	5
2019	Minors	2 Teams	.244	55	180	20	44	5	1	0	22	23	0	46	0	0	.327	.283	.610	208	1	0	4	5
2018	A(Short) ABD	.252	44	155	11	39	9	0	1	14	12	0	0	43	0	0	.306	.329	.635	170	1	0	2	3
Career	Minors	5 Teams	.247	302	970	117	240	52	1	20	116	103	0	278	2	2	.324	.365	.689	1101	13	2	13	25



OF (40-Man Roster) JOHAN ROJAS

Born: August 14, 2000, San Francisco de Macoris, Dominican Republic

Acquired: Signed as INTL FA, 1/18/18

MLB: 0.080

Bats: Right

Throws: Right

Height: 5-11

Weight: 165

2023 Season

Began season with Double-A Reading...Promoted to PHI, 7/14...Spent rest of the season and postseason w/ PHI...Paul Owens Award Recipient... Per Sports Info Solutions, led all MiLB center fielders with 16 defensive runs saved at the time of his call-up, no other MiLB CF had more than 4 DRS.. Registered his 1st career walk-off hit with an RBI single in the 10th inning on 8/26 vs PIT to clinch a spot in the 2023 postseason. 2023 Postseason: Slashed .093/.114/.163 in 13 games...Hit .302 with 14 SB during the regular season w/PHI...At the time of his promotion to PHI, ranked top-5 in the EL in: BA (.306, 4th), H (.98, 1st), 2B (20, 2-3rd), 3B (5, 1-tst), TB (3rd, 155), XBH (34, 4th), R (1st, 56), SB (t-2nd, 30)...

PAST SEASONS-HIGHLIGHTS-PERSONAL

2024 IRONPIGS

Originally signed by PHI as an INTL FA on 1/18/18...Non-roster invitee to 2022 Spring Training...Spent 2022 split between Jersey Shore and Reading...Went 62-for-67 in stolen base attempts (92.5%)... His 62 steals led all Phillies Minor Leaguers and ranked eighth in MiLB... In 130 combined games between both levels, slashed .244/.309/.354 with 82 runs, 20 doubles, seven triples and seven home runs... Played for Surprise in the Arizona Fall League and started 12 games in CF; slashed .310/.423/.452 with eight walks to eight strikeouts in 52 plate appearances and went 13-for-13 in stolen base attempts...2021 non-roster invitee to Spring Training... Spent most of the year with Clearwater...Led all Phillies minor leaguers in stolen bases (34), was 2nd in runs (69) and 3rd in hits (100)...

Yr.	Lg.	Tm.	AVG	G	AB	R	H	2B	3B	HR	RBI	BB	IBB	SO	SB	CS	OBP	SLG	OPS	PA	HBP	SAC	SF	GDP
2023	AA	REA	.306	76	320	56	98	20	5	9	45	24	0	59	30	8	.361	.484	.845	354	5	2	3	9
2023	MLB	PHI	.302	59	149	24	45	9	2	2	23	5	0	42	14	1	.342	.430	.772	164	4	6	0	1
2022	A+	JS	.230	70	265	40	61	12	2	3	22	21	0	55	33	1	.287	.325	.612	292	1	3	2	2
2022	A	REA	.260	60	235	42	61	8	5	4	16	21	0	44	29	4	.333	.387	.720	264	5	3	0	3
2022	Minors	2 Teams	.244	130	500	82	122	20	7	7	38	42	0	99	62	5	.309	.354	.663	556	6	6	2	5
2021	ROK	F-PHI	.750	1	4	2	3	0	0	1	3	0	0	0	1	0	.750	1.500	2.250	4	0	0	0	0
2021	A	CLR	.240	78	313	51	75	15	3	7	38	26	0	69	25	6	.305	.374	.679	351	5	4	3	3
2021	A+	JS	.244	17	64	16	22	3	1	3	7	7	0	8	8	3	.419	.563	.982	74	2	0	1	0
2021	Minors	3 Teams	.262	96	381	69	100	18	4	11	52	33	0	77	34	9	.329	.417	.746	429	7	4	4	3
2019	ROK	G-PHW	.311	18	74	13	23	6	5	0	4	9	0	12	3	2	.393	.527	.920	84	1	0	0	3
2019	A(Short)	WIL	.244	42	164	17	40	5	6	2	11	5	0	29	11	4	.273	.384	.657	172	2	0	1	3
2019	Minors	2 Teams	.265	60	238	30	63	11	11	2	15	14	0	41	14	6	.313	.429	.742	256	3	0	1	6
2018	ROK	D-PHR	.320	68	259	42	83	12	4	2	31	18	0	37	19	8	.376	.421	.797	292	8	2	5	4
Career	MLB	PHI	.302	59	149	24	45	9	2	2	23	5	0	42	14	1	.342	.430	.772	164	4	6	0	1
Career	Minors	7 Teams	.274	430	1698	279	466	81	31	31	181	131	0	313	159	36	.334	.413	.747	1887	29	14	15	27



RHP (40-Man Roster) MICHAEL RUCKER

Born: April 27, 1994, Columbus, MS

Acquired: Traded from CHC, 2/6/24

Bats: Right

Throws: Right

School: BYU

MLB: 1.156

Height: 6-1 Weight: 195

2023 Season

Made Opening Day roster for CHC...Optioned to Triple-A Iowa on three separate occasions and then recalled...DFA'd by CHC and traded to PHI in exchange for cash, 2/6/24...Appeared in 35 games for CHC, going 2-1 with a 4.91 ERA...Struck out 40 in 40.1IP...Posted a 3.44 ERA in 32 of his 35 appearances in 2023, excluding a stretch of three consecutive appearances in May where he allowed nine earned runs in 6.1 innings pitched...

PAST SEASONS-HIGHLIGHTS-PERSONAL

Originally drafted by CHC in the 11th Round of the 2016 MLB Draft (BYU)...Made ML debut w/CHC on 7/30/21...Appeared in 20G for CHC in 2021 and then 41G in 2022...Compiled a 3-1 record and 3.95 ERA in 54.2 innings in 2022...Selected by BAL in the 2019 Rule 5 draft but was returned to CHC on 3/6/20...Played collegiately at BYU after transferring from Gonzaga after his freshman year...As a junior, posted an 11-1 record, with a 2.73 ERA over 102+1/3 innings, earning a spot on the All-West Coast Conference First Team...

Yr.	Lg.	Tm.	W	L	ERA	G	GS	CG	SHO	SV	SVO	IP	H	R	ER	HR	HB	BB	IBB	SO	WHIP	AVG
2023	AAA	IOW	0	1	1.69	13	2	0	0	2	3	21.1	12	4	4	2	0	5	0	19	0.80	.169
2023	MLB	CHC	2	1	4.91	35	0	0	0	0	0	40.1	39	22	22	6	3	19	0	40	1.44	.257
2022	AAA	IOW	1	0	1.17	10	0	0	0	0	1	15.1	15	3	2	0	3	8	1	13	1.50	.250
2022	MLB	CHC	3	1	3.95	41	0	0	0	0	0	54.2	50	25	24	8	0	20	0	50	1.28	.242
2021	AAA	IOW	3	0	4.81	19	0	0	0	0	1	39.1	44	22	21	8	2	9	1	49	1.35	.282
2021	MLB	CHC	0	0	6.99	20	0	0	0	1	2	28.1	32	25	22	5	2	11	0	30	1.52	.286
2019	AA	TNS	0	3	4.28	34	0	0	0	1	4	75.2	76	42	36	10	5	22	0	89	1.30	.263
2019	AAA	IOW	0	0	2.25	2	1	0	0	0	0	4.0	4	1	1	0	1	3	0	4	1.75	.267
2019	Minors	2 Teams	0	3	4.18	36	1	0	0	1	4	79.2	80	43	37	10	6	25	0	93	1.32	.263
2018	AA	TNS	9	6	3.73	26	26	0	0	0	0	132.2	111	62	55	17	10	38	1	118	1.12	.223
2017	A(Full)	SB	0	0	1.42	7	0	0	0	1	1	12.2	7	2	2	1	1	0	0	22	0.55	.156
2017	A(Adv)	MB	5	5	2.51	20	15	0	0	1	1	93.1	82	33	26	5	1	21	2	92	1.10	.235
2017	Minors	2 Teams	5	5	2.38	27	15	0	0	2	2	106.0	89	35	28	6	2	21	2	114	1.04	.226
2016	ROK	A-CHC	0	0	0.00	2	0	0	0	0	0	8.2	4	1	0	0	1	0	1	11	0.58	.138
2016	A(Short)	ELUG	0	0	0.00	2	0	0	0	0	0	4.0	5	1	0	0	0	0	0	7	1.25	.313
2016	Minors	2 Teams	3	0	0.00	7	0	0	0	0	0	12.2	9	2	0	0	0	0	1	18	0.79	.200
Career	MLB	CHC	5	2	4.96	96	0	0	0	1	2	123.1	121	72	68	19	5	50	0	120	1.39	.257
Career	Minors	6 Teams	21	15	3.25	138	44	0	0	5	11	407.0	360	171	147	43	20	107	5	424	1.15	.236



RHP (Non-Roster Invitee) JOSE RUIZ

Born: October 21, 1994, Guacara, Venezuela

Acquired: Signed as MiLB FA, 11/28/23

MLB: 3.170

Bats: Right

Throws: Right

Height: 6-1 Weight: 245

2023 Season

Pitched for Team Venezuela in the World Baseball Classic and went 2-0 with a 0.00 ERA (4.1 IP) in three games... Made Opening Day roster for CWS...DFA'd and traded to ARI in exchange for cash, 4/9...DFA'd and outrighted to Triple-A Reno by ARI, 7/30...Spent the rest of the season with Reno...Allowed nine runs in 3.2IP for CWS...Posted a 4.43 ERA for ARI in 40.2IP, going 2-1 with 36K against 17BB...Was 0-1 with a 4.10 ERA for Reno, striking out 33 in 26.1IP...Signed as an MiLB FA with PHI on 11/28/23...Pitched for Magallanes in the Venezuelan Winter League, appearing in 16G...

PAST SEASONS-HIGHLIGHTS-PERSONAL

Originally signed as an INTL FA by SD on 7/21/11...Started his career as a catcher before converting to a pitcher in 2016...Began 2017 at High-A Lake Elsinore and made his ML debut that season w/SD, appearing in one game...Was DFA'd the following off-season and claimed by CWS...Appeared in six ML games in 2018 and then 40 over six stints w/CWS in 2019...Opened the 2020 campaign on the IL and ultimately appeared in five games...In 2021 w/CWS: made his first opening day roster and recorded career highs in appearances (59), IP (65.0), strike-outs (63) and holds (four)... Appeared in one game of the ALDS vs. Houston...worked 1.1 perfect IP in Game 1 at Minute Maid Park...Spent the entirety of 2022 on CWS roster, setting new career highs in appearances (63), strikeouts (68) and holds (11)... Brother, Humberto, played in the Baltimore Orioles system

from 2004-05..

Yr.	Lg.	Tm.	W	L	ERA	G	GS	CG	SHO	SV	SVO	IP	H	R	ER	HR	HB	BB	IBB	SO	WHIP	AVG
2023	AAA	RNO	0	1	4.10	17	4	0	0	1	1	26.1	24	12	12	3	1	13	1	33	1.41	.238
2023	MLB	CWS	0	0	22.09	4	0	0	0	0	0	3.2	8	9	9	3	2	4	0	3	3.27	.421
2023	MLB	AZ	2	1	4.43	34	1	0	0	0	0	40.2	44	22	20	7	4	17	1	36	1.50	.277
2023	MLB	2 Teams	2	1	5.89	38	1	0	0	0	2	44.1	52	31	29	10	6	21	1	39	1.65	.292
2022	MLB	CWS	1	0	4.60	63	0	0	0	0	0	60.2	53	32	31	9	0	33	0	68	1.42	.231
2021	MLB	CWS	1	3	3.05	59	0	0	0	0	1	65.0	51	26	22	8	0	25	1	63	1.17	.210
2020	MLB	CWS	0	0	2.25	5	0	0	0	0	1	4.0	2	1	1	1	0	0	0	5	0.50	.143
2019	AAA	CLT	0	0	1.26	11	0	0	0	0	7	14.1	9	2	2	0	1	7	0	15	1.12	.180
2019	MLB	CWS	1	4	5.63	40	1	0	0	0	1	40.0	56	27	25	6	2	24	2	35	2.00	.335
2018	A(Adv)	WVS	0	0	2.70	10	0	0	0	2	2	13.1	6	4	4	2	2	5	0	22	0.83	.130
2018	AA	BIR	3	1	3.18	33	0	0	0	14	16	45.1	33	18	16	2	1	19	1	55	1.15	.204
2018	MLB	CWS	0	0	4.15	6	0	0	0	0	0	4.1	5	2	2	1	0	3	0	6	1.85	.278
2018	Minors	2 Teams	3	1	3.07	43	0	0	0	16	18	58.2	39	22	20	4	3	24	1	77	1.07	.188
2017	A(Adv)	LE	1	2	5.98	44	0	0	0	2	5	49.2	57	34	33	7	2	25	0	45	1.65	.291
2017	MLB	SD	0	0	0.00	1	0	0	0	0	0	1.0	0	0	0	0	0	1	0	1	1.00	.000
2016	ROK	A-PAD	0	0	0.00	1	0	0	0	0	0	0.2	0	0	0	0	0	2	0	1	3.00	.000
2016	A(Short)	TRI	2	0	0.00	9	0	0	0	2	2	10.2	3	0	0	0	0	2	0	12	0.47	.094
2016	A(Adv)	LE	0	0	0.00	1	0	0	0	0	0	1.0	0	0	0	0	0	1	0	1	1.00	.000
2016	Minors	3 Teams	2	0	0.00	11	0	0	0	2	2	12.1	3	0	0	0	0	5	0	14	0.65	.081
Career	MLB	3 Teams	5	8	4.51	212	2	0	0	0	5	219.1	219	119	110	35	8	107	4	217	1.49	.257
Career	Minors	7 Teams	6	4	3.74	126	4	0	0	28	34	161.1	132	70	67	14	7	74	2	184	1.28	.223



RHP ANDREW SCHULTZ

Born: July 31, 1997, Alpharetta, GA

Acquired: 6th Round, 2019 MLB Draft

Bats: Right

Throws: Right

School: Tennessee

MLB: 0.000

Height: 6-4 Weight: 195

2023 Season

Spent the entire campaign with Double-A Reading...From May 12 onward, owned an ERA of 2.86 over 25 appearances...

PAST SEASONS-HIGHLIGHTS-PERSONAL

Originally drafted by PHI in the 6th Round of the 2019 MLB Draft (Tennessee)...Underwent Tommy John Surgery in 2021, missing the entire season...Returned in 2022, starting the year with High-A Jersey Shore (31G, 0-3, 4.80ERA) before finishing the year with Reading (14G, 0-0, 2.45ERA)...Began professional career in 2019, making one appearance in the FCL and then 11 at Single-A Lakewood...Played three season for Tennessee, posting a 3.24 ERA in 2019...

Yr.	Lg.	Tm.	W	L	ERA	G	GS	CG	SHO	SV	SVO	IP	H	R	ER	HR	HB	BB	IBB	SO	WHIP	AVG
2023	AA	REA	1	3	5.97	34	0	0	0	0	1	37.2	35	30	25	3	4	30	1	41	1.73	.254
2022	A+	JS	0	3	4.80	31	0	0	0	1	3	30.0	23	19	16	3	4	20	0	48	1.43	.204
2022	AA	REA	0	0	2.45	14	0	0	0	0	0	14.2	13	6	4	0	3	14	0	14	1.84	.232
2022	Minors	2 Teams	0	3	4.03	45	0	0	0	1	3	44.2	36	25	20	3	7	34	0	62	1.57	.213
2019	ROK	G-PBU	0	0	0.00	1	0	0	0	0	0	1.0	1	0	0	0	0	0	0	0	1.00	.333
2019	A(Full)	LWD	0	2	7.20	11	0	0	0	0	3	10.0	11	11	8	1	2	9	1	15	2.00	.262
2019	Minors	2 Teams	0	2	6.55	12	0	0	0	0	3	11.0	12	11	8	1	2	9	1	15	1.91	.267
Career	Minors	3 Teams	1	8	5.11	91	0	0	0	1	7	93.1	83	66	53	7	13	73	2	118	1.67	.236



INF TREVOR SCHWECKE (SHWECK-ee)

Born: December 18, 1997, Marshfield, WI

School: UW-Milwaukee

Acquired: 2023 MiLB Rule 5 Selection

MLB: 0.000

Bats: Right

Throws: Right

Height: 6-1 Weight: 185

2023 Season

Began season with Double-A New Hampshire...Promoted up to Triple-A Buffalo and then sent back to NH twice...Spent the bulk of the season (71G) w/NH (16G w/BUF)...Posted a career high triple slash of .281/.377/.443 for an .820 OPS...Socked seven homers and drove in 37...

PAST SEASONS-HIGHLIGHTS-PERSONAL

Originally drafted by TOR in the 13th Round of the 2019 MLB Draft (UW-Milwaukee)...Played at three levels in 2022 (A+, AA, AAA)...Broke a bone in his upper back during Spring Training 2021, limiting him to 18 games in 2021...Began professional career in 2019 w/VAN...2019 NWL Mid-Season All-Star...Didn't receive any D1 scholarship offers and walked-on at UW-Milwaukee...Grew up in the same town and went to the same high school and college as Daulton Varsho... 2019 Google Cloud Academic All-America Division I Baseball Second-Team...Just the fourth MKE baseball player to earn the honor in program history...Named a national semifinalist for the 2019 Brooks Wallace Award, which recognizes the nation's top collegiate shortstop...

Yr.	Lg.	Tm.	AVG	G	AB	R	H	2B	3B	HR	RBI	BB	IBB	SO	SB	CS	OBP	SLG	OPS	PA	HBP	SAC	SF	GIDP
2023	AA	NH	.280	71	246	43	69	17	1	7	37	34	1	54	13	2	.377	.443	.820	294	6	0	3	3
2023	AAA	BUF	.265	16	49	5	13	2	0	1	5	4	0	20	0	0	.333	.367	.700	55	1	0	0	3
2023	Minors	2 Teams	.278	87	295	48	82	19	1	8	42	38	1	74	13	2	.370	.431	.801	349	7	0	3	6
2022	A+	VAN	.232	43	151	25	35	10	1	4	19	14	0	37	2	2	.308	.391	.699	169	3	0	1	3
2022	AA	NH	.238	39	143	19	34	6	2	3	14	13	0	55	1	1	.308	.371	.679	159	2	0	1	4
2022	AAA	BUF	.206	19	63	10	13	2	1	3	11	6	0	19	0	2	.271	.413	.684	70	0	0	1	2
2022	Minors	3 Teams	.230	101	357	54	82	18	4	10	44	33	0	111	3	5	.302	.387	.689	398	5	0	3	9
2021	ROK	F-BLU	.250	5	12	5	3	1	0	0	3	5	0	5	2	0	.526	.333	.859	20	2	0	0	0
2021	A+	VAN	.205	13	44	4	9	2	0	0	6	8	0	14	1	3	.340	.250	.590	53	1	0	0	2
2021	Minors	2 Teams	.214	18	56	9	12	3	0	0	9	13	0	19	3	3	.389	.268	.657	73	3	0	0	2
2019	A(Short)	VAN	.231	61	221	24	51	10	1	2	23	34	1	68	5	3	.336	.312	.648	260	2	1	2	6
Career	Minors	4 Teams	.244	267	929	135	227	50	6	20	118	118	2	272	24	13	.338	.376	.714	1080	17	1	8	23

**RHP****BRETT SCHULZE (SHULTZ)**

Born: November 24, 1997, Maple Grove, MN School: Minnesota
 Acquired: 7th Round, 2019 MLB Draft MLB: 0.000
 Bats: Right Throws: Right Height: 6-2 Weight: 180

2023 Season

Began the year with Double-A Reading (31G, 5-5, 4.41ERA, 34.2IP, 53K, 16BB)...From 5/30-7/22: 20IP, 1.80ERA, 29K, 7BB...Promoted to LHV, 7/26...Appeared in 15G/1GS (0-1, 4.03ERA, 22.1IP, 27K, 25BB)...Didn't allow a run in his final four outings of the season (4.2IP)...

PAST SEASONS-HIGHLIGHTS-PERSONAL

Originally drafted by Phillies in 7th Round of 2019 MLB Draft (Minnesota)...Across four levels in 2022: 22G, 25.2IP, 34K, 11BB, 18H...Did not pitch from in 2020 (Cancelled MiLB season) and 2021 (Tommy John)...Posted 3.07 ERA in 2019 for the Golden Gophers over 30 appearances, which was the second-most games pitched in school history and collected a team-high nine saves, tied for six-most all-time by Gopher relievers...

Yr.	Lg.	Tm.	W	L	ERA	G	GS	CG	SHO	SV	SVO	IP	H	R	ER	HR	HB	BB	IBB	SO	WHIP	AVG
2023	AA	REA	5	5	4.41	31	0	0	0	6	9	34.2	25	18	17	3	2	16	1	53	1.18	.200
2023	AAA	LHV	0	1	4.03	15	1	0	0	0	0	22.1	15	13	10	2	3	25	0	27	1.79	.197
2023	Minors	2 Teams	5	6	4.26	46	1	0	0	6	9	57.0	40	31	27	5	5	41	1	80	1.42	.199
2022	ROK	F-PHI	0	0	3.00	3	0	0	0	0	0	3.0	1	1	1	0	1	1	0	5	0.67	.091
2022	A	CLR	0	0	0.00	2	0	0	0	0	0	3.0	1	0	0	0	0	1	0	4	0.67	.100
2022	A+	JS	0	0	4.05	13	0	0	0	1	1	13.1	11	6	6	1	0	6	0	17	1.28	.229
2022	AA	REA	0	0	2.84	4	0	0	0	0	0	6.1	5	2	2	1	1	3	0	8	1.26	.208
2022	Minors	4 Teams	0	0	3.16	22	0	0	0	1	1	25.2	18	9	9	2	2	11	0	34	1.13	.194
2019	ROK	G-PHW	1	0	0.00	2	0	0	0	0	0	3.0	1	0	0	0	0	1	0	3	0.67	.100
2019	A(Short)	WIL	0	0	0.38	10	5	0	0	1	1	23.2	21	7	1	1	2	16	0	34	1.56	.241
2019	Minors	2 Teams	1	0	0.34	12	5	0	0	1	1	26.2	22	7	1	1	2	17	0	37	1.46	.227
Career	Minors	7 Teams	6	6	3.05	80	6	0	0	8	11	109.1	80	47	37	8	9	69	1	151	1.36	.205

**C (Non-Roster Invitee)****WILL SIMONEIT (sigh-muh-NIGHT)**

Born: October 14, 1996, Park Ridge, IL School: Wake Forest
 Acquired: 2023 MiLB Rule 5 Selection MLB: 0.000
 Bats: Right Throws: Right Height: 6-3 Weight: 235

2023 Season

Spent the entire season with Double-A Midland...Slashed .237/.326/.387 over 72 games with seven homers and 39 RBI...In November, voted as one of two association player representatives by the 30 Minor League player reps to the MLBPA...Selected by PHI in the 2023 MiLB Rule 5 Draft from OAK...

PAST SEASONS-HIGHLIGHTS-PERSONAL

Originally signed by OAK as an UDFA 6/22/20...Played for Double-A Midland and Triple-A Las Vegas in 2022, slashing .264/.389/.396 across 82 games...Made professional debut in 2021 with High-A Lansing, appearing in 92 games, hitting 10 homers and knocking in 53 with a .273/.360/.435 triple slash...Began his collegiate career at Cornell University, playing for the Big Red from 2016-2019 (redshirted in 2016 due to injury)...Earned All-Ivy League honors his last three years in his Cornell career...He played in 99 games and made 96 starts, batting .306 with 113 hits, 27 doubles, 13 homers, 74 RBIs and 14 stolen bases...Joined Wake Forest as a graduate transfer in 2020, batting .377 with five doubles, three homers and 12 RBIs...

Yr.	Lg.	Tm.	AVG	G	AB	R	H	2B	3B	HR	RBI	BB	IBB	SO	SB	CS	OBP	SLG	OPS	PA	HBP	SAC	SF	GDP
2023	AA	MID	.237	72	253	40	60	15	1	7	39	24	0	79	3	0	.326	.387	.713	289	10	0	1	6
2022	AA	MID	.264	82	299	42	54	14	0	5	28	38	1	59	2	2	.387	.397	.784	256	7	0	2	7
2022	AAA	LV	.293	18	41	11	12	4	0	0	7	8	0	13	0	0	.400	.390	.790	50	0	0	1	0
2022	Minors	2 Teams	.264	82	250	53	66	18	0	5	35	46	1	72	2	2	.389	.396	.785	306	7	0	3	7
2021	A+	LAN	.273	92	322	40	88	20	1	10	53	38	0	85	7	1	.360	.435	.795	367	6	0	1	8
Career	Minors	3 Teams	.259	246	825	133	214	53	2	22	127	108	1	236	12	3	.359	.408	.767	962	23	0	5	21

**RHP****NOAH SKIRROW (SKI-row)**

Born: July 21, 1998, Bambridge, Canada School: Liberty University
 Acquired: Signed as an UDFA, 6/16/20 MLB: 0.000
 Bats: Right Throws: Right Height: 6-3 Weight: 215

2023 Season

Spent entire season with Lehigh Valley...Played for Team Canada in the WBC...Faced the minimum over five innings in Canada's 5-0 win over Colombia...First AAA win, 4/11@DUR...QS, W, 5/4@SYR...2nd Straight QS, 3rd straight W, 5/10vsMEM...6.1 scoreless, third QS, 6/14vsTOL...Worked as a starter for first half of the season before transitioning to bulk reliever for second half (6.26 ERA as starter vs. 4.96 as reliever)...

PAST SEASONS-HIGHLIGHTS-PERSONAL

Originally signed by PHI as UDFA (Liberty) in 2020...2022 w/LHV (4G/4GS) & REA (21G/21GS): 25G/25GS, 5-9, 4.36ERA, 119.2IP, 133K, 41BB, 121H, led REA in K's...Received a phone call from then Phillies manager Joe Girardi and then pitching coach Bryan Price as recruiting pitches to sign with the Phillies...Played collegiately at Liberty...In 2019, led the ASUN Conference with 11.5 strikeouts per nine innings and fourth in strikeouts...2019 Cape Cod All-Star game as a member for the Orleans Firebirds...

Yr.	Lg.	Tm.	W	L	ERA	G	GS	CG	SHO	SV	SVO	IP	H	R	ER	HR	HB	BB	IBB	SO	WHIP	AVG
2023	AAA	LHV	8	4	5.84	24	14	0	0	1	2	101.2	126	68	66	19	4	53	0	79	1.76	.305
2022	AA	REA	5	8	4.65	21	21	0	0	0	0	98.2	107	58	51	10	5	32	0	115	1.41	.273
2022	AAA	LHV	0	1	3.00	4	4	0	0	0	0	21.0	14	7	7	3	0	9	0	18	1.10	.192
2022	Minors	2 Teams	5	9	4.36	25	25	0	0	0	0	119.2	121	65	58	13	5	41	0	133	1.35	.260

2024 IRONPIGS

2021	ROK	F-PHI	0	0	0.00	2	1	0	0	0	3.0	1	0	0	0	0	2	0	2	1.00	.125
2021	A+	JS	0	2	3.73	9	6	0	0	0	31.1	26	14	13	2	3	16	0	40	1.34	.224
2021	AA	REA	1	3	5.70	7	3	0	0	0	23.2	29	17	15	5	0	9	0	18	1.61	.284
2021	Minors	3 Teams	1	5	4.34	18	10	0	0	0	58.0	56	31	28	7	3	27	0	60	1.43	.248
Career	Minors 4 Teams		14	18	4.90	67	49	0	0	1	279.1	303	164	152	39	12	121	0	272	1.52	.274



RHP (Non-Roster Invitee) NICK SNYDER

Born: October 10, 1995, Palm City, FL School: Indian River State College
Acquired: Signed as a MiLB FA, 12/4/23 MLB: 0.059
Bats: Right Throws: Right Height: 6-4 Weight: 190

2023 Season

Did not pitch in 2023 due to a right shoulder injury...

PAST SEASONS-HIGHLIGHTS-PERSONAL

Originally selected by the TEX in 19th round of the 2017 MLB Draft (Indian River State College)... Made two appearances with TEX in 2022 (1IP, 2ER), otherwise spent the season with Triple-A Round Rock...Rangers Minor League Reliever of the Year in 2021 after posting a 2.73 ERA (9 ER, 33.0 IP) with 47 strikeouts to five walks across three minor league levels...Made ML debut in 2021 w/TEX, pitching in four games... Underwent Tommy John surgery on 2/28/20...Pitched with Single-A Hickory in 2019, appearing in 33 games with a 3.06 ERA...Began career in 2017 w/ACL Rangers, spending 2018 in the complex as well... Played shortstop at Indian River State College and earned Florida NJCAA Defensive Player of the Year honors in 2017...logged just 4 G/2.2 IP on the mound in college...

Yr.	Lg.	Tm.	W	L	ERA	G	GS	CG	SHO	SV	SVO	IP	H	R	ER	HR	HB	BB	IBB	SO	WHIP	AVG
2022	AAA	RR	2	2	4.97	41	1	0	0	2	6	38.0	36	23	21	5	2	18	1	51	1.42	.252
2022	MLB	TEX	0	0	18.00	2	0	0	0	0	0	1.0	1	2	2	0	0	3	0	0	4.00	.250
2021	A+	HIC	0	0	2.19	10	0	0	0	3	3	12.1	8	3	3	2	0	3	0	17	0.89	.195
2021	AA	FRI	0	1	1.65	13	0	0	0	1	2	16.1	12	4	3	1	0	1	0	25	0.80	.200
2021	AAA	RR	1	0	6.23	5	0	0	0	0	0	4.1	3	3	3	1	0	1	0	5	0.92	.188
2021	MLB	TEX	0	0	4.91	4	0	0	0	0	0	3.2	3	2	2	0	0	3	0	1	1.64	.250
2021	Minors	3 Teams	1	2	2.45	28	0	0	0	4	5	33.0	23	10	9	4	0	3	0	47	0.85	.197
2019	A(Full)	HIC	5	3	3.06	33	0	0	0	6	7	53.0	46	18	18	3	1	18	1	60	1.21	.237
2018	ROK	A-RAN	1	0	6.00	12	0	0	0	0	1	12.0	17	9	8	0	0	6	0	12	1.92	.309
2017	ROK	A-RAN	0	0	1.29	5	0	0	0	0	0	7.0	6	2	1	0	1	0	0	6	0.86	.214
2017	MLB	TEX	0	0	7.71	6	0	0	0	0	0	4.2	4	4	4	0	0	6	0	1	2.14	.250
2017	Career	Minors 4 Teams	9	6	3.59	119	1	0	0	12	19	143.0	128	62	57	12	4	47	2	176	1.22	.238



OF (Non-Roster Invitee) CAL STEVENSON

Born: September 12, 1996, Fremont, CA School: Arizona
Acquired: Claimed off Waivers (SFG), 5/26/23 MLB: 0.036
Bats: Left Throws: Left Height: 5-9 Weight: 175

2023 Season

Began 2023 with Triple-A Las Vegas (OAK)...DFA'd by OAK on 4/14...Traded to SFG for cash on 4/19...DFA'd by SFG on 5/19...Claimed by PHI on 5/26...DFA'd by PHI and cleared waivers on 6/7...Appeared in 6 ML games (all w/SF) going 0-for-9 with three walks and a run scored... 20G w/LV+SAC: .222/.356/.292, 2 2B, HR, 3RBI, 15R, 5-7SB...From July 22 to the end of the season w/LHV: .35G, .343/.489/.616, 1.105OPS, 3 2B, 8HR, 26RBI, 30BB, 26K, 11-13SB...Nine total homers on the season tied a career high...Drew four walks on 9/21vsWOR, tying a LHV franchise record...

PAST SEASONS-HIGHLIGHTS-PERSONAL

Originally drafted by the Blue Jays in the 10th Round of the 2018 MLB Draft (Arizona)...018 Appy League Post-Season All-Star w/Bluefield (.359/.494/.518)...2019 FSL Post-Season All-Star w/Dunedin (.298/.388/.393)...Traded by TOR to HOU w/Aaron Sanchez & Joe Biagini for Derek Fisher, 7/31/19...Traded by HOU to TB w/Peyton Battenfield for Austin Pruitt, 7/9/22...Traded by TB to OAK for Christian Bethancourt, 7/9/22...Made ML Debut w/OAK on 8/10, 23G total (.167/.261/.217)...2022 w/DUR+LV: .81G, .284/.389/.413, 6HR, 36RBI, 16-19SB...Played for, and against, his father as a head coach in high school...Prior to attending Arizona, played at Nevada-Reno and Chabot JC... named the 2015 Mountain West Co-Freshman of the Year earned First-Team CCCAA honors at Chabot in 2016 and was an honorable mention All-Pac-12 selection in 2017...Was originally a two-way player when he was recruited to Nevada...

Yr.	Lg.	Tm.	AVG	G	AB	R	H	2B	3B	HR	RBI	BB	IBB	SO	SB	CS	OBP	SLG	OPS	PA	HBP	SAC	SF	GDP
2023	AAA	LV	.348	7	23	7	8	2	0	0	2	6	0	3	3	0	.483	.435	.918	29	0	0	0	0
2023	AAA	SAC	.163	13	49	8	8	0	0	1	1	8	0	19	2	2	.293	.224	.517	58	1	0	0	0
2023	AAA	LHV	.271	56	144	39	39	5	0	8	30	46	0	45	14	3	.437	.472	.909	202	2	3	7	1
2023	MLB	SF	.000	6	9	1	0	0	0	0	0	3	0	2	0	0	.250	.000	.250	12	0	0	0	0
2023	AAA	3 Teams	.255	76	216	54	55	7	0	9	33	60	0	67	19	5	.413	.412	.825	289	3	3	7	1
2023	Minors	3 Teams	.255	76	216	54	55	7	0	9	33	60	0	67	19	5	.413	.412	.825	289	3	3	7	1
2022	AAA	DUR	.265	57	170	29	45	7	1	2	17	31	0	42	9	2	.376	.353	.729	203	0	1	1	3
2022	AAA	LV	.322	24	87	23	28	2	2	4	19	14	0	12	7	1	.413	.529	.942	104	1	0	2	1
2022	MLB	OAK	.167	23	60	5	10	3	0	0	1	8	0	23	1	1	.261	.217	.478	71	0	2	1	1
2022	AAA	2 Teams	.284	81	257	52	73	9	3	6	36	45	0	54	16	3	.389	.412	.801	307	1	1	3	4
2022	Minors	2 Teams	.284	81	257	52	73	9	3	6	36	45	0	54	16	3	.389	.412	.801	307	1	1	3	4
2021	AA	MTG	.254	92	295	51	75	15	1	9	41	56	0	78	17	5	.368	.403	.771	365	1	6	7	3
2019	A(Adv)	DUN	.298	90	336	59	100	9	4	5	50	50	0	52	11	6	.388	.393	.781	390	0	3	1	6
2019	A(Adv)	FAY	.247	23	81	18	20	6	1	0	9	19	0	13	2	3	.390	.346	.736	100	0	0	0	0
2019	A(Adv)	2 Teams	.288	113	417	77	120	15	5	5	59	69	0	65	13	9	.388	.384	.772	490	0	3	1	6
2019	Minors	2 Teams	.288	113	417	77	120	15	5	5	59	69	0	65	13	9	.388	.384	.772	490	0	3	1	6
2018	ROK	G-BLU	.474	6	19	12	9	2	0	0	2	11	0	3	1	0	.645	.579	1.224	31	0	0	1	0
2018	ROK	BLU	.359	53	195	61	70	13	6	2	29	53	0	21	20	1	.494	.518	1.012	249	0	0	1	2
2018	ROK	2 Teams	.369	59	214	73	79	15	6	2	31	64	0	24	21	1	.511	.523	1.034	280	0	0	2	2
2018	Minors	2 Teams	.369	59	214	73	79	15	6	2	31	64	0	24	21	1	.511	.523	1.034	280	0	0	2	2
2018	MLB	2 Teams	.145	29	69	6	10	3	0	1	11	0	0	25	1	1	.259	.188	.447	83	0	2	1	1
2018	Career	Minors 9 Teams	.287	421	1399	307	402	61	15	31	200	294	0	288	86	23	.408	.419	.827	1731	5	13	20	16



C CARSON TAYLOR

Born: June 2, 1999, Atlanta, GA

Acquired: 2023 MiLB Rule 5 Selection MLB: 0.000

Bats: Left

Throws: Right

School: Virginia Tech

Height: 6-2 Weight: 205

2023 Season

Spent the entire season with Double-A Tulsa (LAD) for a second straight year...Set a new career high with 10 homers, slashing .221/.310/.370 in 77 games...

PAST SEASONS-HIGHLIGHTS-PERSONAL

Originally drafted by LAD in the 4th round of the 2020 MLB Draft (Virginia Tech)...Also spent 2022 w/Tulsa (76G, 4HR, 23RBI, .253/.333/.338)...Began professional career in 2021 spending the entire season at High-A Great Lakes...Appeared in the AZFL following the season w/Glendale...Played collegiately at Virginia Tech...2020 Collegiate Baseball All-American, Third Team...2020 Buster Posey National Collegiate Catcher of the Year Award Watch List...In just his second collegiate game, tied both a VA Tech and ACC record when four of his five hits versus Manhattan went for doubles...Suffered a broken hamate bone in his right hand during his 2019 freshman season...Grandfather Jim McDonald played basketball at the University of Kentucky (1959-62)

Yr.	Lg.	Tm.	AVG	G	AB	R	H	2B	3B	HR	RBI	BB	IBB	SO	SB	CS	OBP	SLG	OPS	PA	HBP	SAC	SF	GIDP
2023	AA	TUL	.221	77	249	35	55	5	1	10	26	31	1	64	1	0	.310	.369	.679	281	1	0	0	3
2022	AA	TUL	.253	76	269	31	68	11	0	4	23	29	0	67	0	0	.333	.338	.671	303	4	0	1	4
2021	A+	GL	.278	79	291	52	81	16	1	9	54	45	0	63	1	0	.371	.433	.804	342	1	0	5	9
Career Minors 2 Teams			.252	232	809	118	204	32	2	23	103	105	1	194	2	0	.340	.382	.722	926	6	0	6	16



RHP (40-Man Roster) SPENCER TURNBULL

Born: September 18, 1992, Demopolis, AL

Acquired: Signed as a MLB FA, 2/14/24

Bats: Right

Throws: Right

School: Alabama

MLB: 0.059

Height: 6-4 Weight: 190


2023 Season

Made Opening Day roster for DET...Placed on IL on 5/12 with neck discomfort...Behan rehab assignment w/ WM on 7/25 and then TOL on 8/4...Activated off IL and optioned to Toledo on 8/23...Made seven appearances for DET, going 1-4 with a 7.26 ERA...Made eight total minor league outings (including rehab), going 0-1 with a 6.23 ERA in 26 innings...

PAST SEASONS-HIGHLIGHTS-PERSONAL

Signed a 1-year deal \$2 million with PHI on 2/14/23...Originally drafted by DET in the 2nd round of the 2014 MLB Draft (Alabama)...Missed all of 2022 after undergoing Tommy John surgery on July 20, 2021...Had initially been placed on the IL on June 5, 2021 with a forearm strain but was moved to the 60-Day IL on 7/7 after suffering a setback...On May 18, 2021, Turnbull pitched the eighth no-hitter in Tigers history against the Seattle Mariners, recording nine strikeouts and two walks...Spent 2020 in the DET rotation, finished with a 4-4 record and 3.97 ERA (.56.2IP/25ER), allowing 47 hits and 29 walks, while striking out 51...Completed his first full season in the Majors in 2019, starting 30 games for DET... Among qualified American League rookie pitchers in 2019, he ranked second in strikeouts, fourth in ERA, fifth in opponents batting average (.267) and WHIP (1.44) and seventh in wins...Led the majors with 17 losses, but had the lowest run support of all qualifying major league starters, at just 2.65 runs per game...Made ML debut w/DET in 2018, appearing in four outings, including three starts...Made his Major League debut on 9/14/18 at Cleveland, throwing a perfect inning in relief with one strikeout...2015 MID Mid-Season All-Star and MiLB.com DET Organizational All-Star...Played collegiately at Alabama, compiled a 5-7 record with a 2.22 ERA (.93.1IP/23ER) in 15 starts as a junior in 2014...

Yr.	Lg.	Tm.	W	L	ERA	G	GS	CG	SHO	SV	SVO	IP	H	R	ER	HR	HB	BB	IBB	SO	WHIP	AVG
2023	A+	WM	0	0	3.60	2	2	0	0	0	0	5.0	4	2	2	1	0	0	0	5	0.80	.211
2023	AAA	TOL	0	1	6.86	6	6	0	0	0	0	21.0	30	16	16	2	2	11	0	25	1.95	.337
2023	MLB	DET	1	4	7.26	7	7	0	0	0	0	31.0	37	26	25	5	3	15	0	24	1.68	.291
2023	Minors 2 Teams	0	1	6.23	8	8	8	0	0	0	0	26.0	34	18	18	3	2	11	0	30	1.73	.315
2021	MLB	DET	4	2	2.88	9	9	1	1	0	0	50.0	37	18	16	2	5	12	0	44	0.98	.203
2020	MLB	DET	4	4	3.97	11	11	0	0	0	0	56.2	47	25	25	2	2	29	1	51	1.34	.226
2019	AAA	TOL	0	0	0.00	1	1	0	0	0	0	3.2	1	0	0	0	1	0	0	7	0.27	.083
2019	MLB	DET	3	17	4.61	30	30	0	0	0	0	148.1	154	86	76	14	16	59	1	146	1.44	.267
2018	ROK	G-TIW	0	0	0.00	1	1	0	0	0	0	2.2	1	0	0	0	0	3	0	3	1.50	.111
2018	A+	LAK	0	0	0.00	1	1	0	0	0	0	4.2	2	0	0	0	0	0	0	6	0.43	.125
2018	AA	ERI	4	7	4.47	19	19	1	1	0	0	98.2	92	50	49	4	7	40	0	105	1.34	.248
2018	AAA	TOL	1	1	2.03	2	2	0	0	0	0	13.1	8	3	3	0	1	3	0	19	0.83	.178
2018	MLB	DET	0	2	6.06	4	3	0	0	0	0	16.1	17	11	11	1	0	4	0	15	1.29	.262
2018	Minors 4 Teams	5	8	3.92	23	23	1	1	0	0	0	119.1	103	53	52	4	8	46	0	133	1.25	.234
2017	ROK	G-TIW	0	0	4.00	2	2	0	0	0	0	9.0	8	5	4	0	0	2	0	16	1.11	.242
2017	A+	LAK	7	3	3.05	15	15	0	0	0	0	82.2	68	30	28	3	6	25	0	64	1.13	.230
2017	AA	ERI	0	3	6.20	4	4	0	0	0	0	20.1	22	16	14	1	3	8	0	22	1.48	.272
2017	Minors 3 Teams	7	6	3.70	21	21	21	0	0	0	0	112.0	98	51	46	4	9	35	0	102	1.19	.239
2016	ROK	F-TIE	0	0	7.36	2	2	0	0	0	0	3.2	4	3	3	2	0	1	0	5	1.36	.267
2016	ROK	G-TIW	0	1	3.38	4	4	0	0	0	0	10.2	3	4	4	0	0	5	0	7	0.75	.091
2016	A+	LAK	1	1	3.00	6	6	0	0	0	0	30.0	24	12	10	1	1	10	0	27	1.13	.216
2016	ROK	2 Teams	0	1	4.40	6	6	0	0	0	0	14.1	7	7	7	2	0	6	0	12	0.91	.146
2016	Minors 3 Teams	1	2	3.45	12	12	12	0	0	0	0	44.1	31	19	17	3	1	16	0	39	1.06	.195
2015	A(Full)	WM	11	3	3.01	22	22	1	0	0	0	116.2	106	45	39	0	7	52	0	106	1.35	.242
2014	ROK	G-TIW	0	0	3.00	1	1	0	0	0	0	3.0	2	1	1	1	0	1	0	4	1.00	.200
2014	A(Short)	CT	0	2	4.45	11	11	0	0	0	0	28.1	31	16	14	1	1	14	0	19	1.59	.270
2014	Minors 2 Teams	0	2	4.31	12	12	12	0	0	0	0	31.1	33	17	15	2	1	15	0	23	1.53	.264
2014	Career MLB	DET	12	29	4.85	61	60	1	1	0	0	302.1	292	166	153	24	26	119	2	280	1.36	.252
Career Minors 8 Teams			24	22	3.71	99	99	2	1	0	0	453.1	406	203	187	16	29	175	0	440	1.28	.240

**LHP****LACHLAN WELLS (LOCK-in)**

Born: February 27, 1997, Newcastle, Australia

Acquired: Signed as a MLB FA, 1/7/24

Bats: Left

Throws: Left

MLB: 0.000

Height: 6-1 Weight: 185

2023 Season

Did not pitch in affiliated baseball in 2023, taking the season off...Eventually signed with the Australian Baseball League's Adelaide Giants in November for the 23/24 season...Helped lead Adelaide to a second consecutive championship (Claxton Shield) as he went 6-0 with a 0.94 ERA, striking out 63 against seven walks in 47.2 innings...Named ABL MVP...

PAST SEASONS-HIGHLIGHTS-PERSONAL

Originally signed by MIN as an INTL FA on 11/21/14...Last pitched in affiliated baseball in 2019, spending the majority of the season at High-A w/FTM...Did not play in 2020 due to the cancellation of the MiLB season...Pitched in three games for Sydney of the ABL during the 20/21 season...Did not appear in a game in 2021 and was released by MIN on 2/22/22...Began professional career at 16 with the Sydney Blue Sox of the ABL in 2013/14...Made first stateside appearance in 2015 w/FCL Twins...Spent all of 2016 at Single-A Cedar Rapids and the bulk of 2017 w/FTM...Missed the entire 2018 season after undergoing Tommy John Surgery...Pitched for Team Australia during the 2017 World Baseball Classic...Has a twin brother, Alex, who pitched for the Baltimore Orioles...

Yr.	Lg.	Tm.	W	L	ERA	G	GS	CG	SHO	SV	SVO	IP	H	R	ER	HR	HB	BB	IBB	SO	WHIP	AVG
2019	ROK	G-TWI	0	1	5.40	1	0	0	0	0	0	4.0	6	3	3	0	2	0	0	9	1.20	273
2019	A(Adv)	FTM	2	5	4.09	9	8	0	0	0	0	49.0	48	23	20	1	2	12	0	30	1.36	293
2019	Minors	2 Teams	2	6	4.22	10	9	0	0	0	0	49.0	54	26	23	1	4	12	0	39	1.35	290
2017	ROK	G-TWI	0	0	2.25	1	1	0	0	0	0	4.0	2	1	1	0	0	0	0	6	0.50	143
2017	A(Adv)	FTM	4	10	3.98	16	14	1	0	0	0	81.1	76	42	36	11	2	19	0	68	1.17	243
2017	Minors	2 Teams	4	10	3.90	17	15	1	0	0	0	85.1	78	43	37	11	2	19	0	74	1.14	239
2016	A(Full)	CR	6	4	1.77	12	12	0	0	0	0	71.1	57	21	14	4	4	16	0	63	1.02	218
2015	ROK	G-TWI	5	2	2.09	10	9	0	0	0	0	47.1	35	12	11	4	3	11	0	49	0.97	207
Career	Minors	3 Teams	17	22	3.02	49	45	1	0	0	0	253.0	224	102	85	20	13	58	0	225	1.11	238

**UTL****WESTON WILSON**

Born: September 11, 1994, High Point, NC

Acquired: Signed as MiLB FA, 1/11/23

Bats: Right

Throws: Right

School: Clemson

MLB: 0.020

Height: 6-3 Weight: 215

2023 Season

Opened the season with Lehigh Valley...2-3, 2B, HR, 5RBI, 5/7@SYR...5/2-5/7@SYR: 7-21, 3 2B, 2HR, 10RBI, 7R, 6BB, SB...Game-tying, two-out, two-run homer in 9th, 5/14vsMEM...Walk-Off 2R HR, 5/24vsBUF...1st 20-20 season in LHV Franchise History, 7/8@SWB...made ML debut w/PHI on 8/9, fifth player in Phillies history to homer in his first career PA... Became the 9th major leaguer (last, Spencer Steer 9/2/22) and 3rd Phillie since 1901 with a HR and 2 BB in his ML debut (last, Ricky Johnson 7/17/88)... Was the 1st Phillie in the modern era (since 1901) with a HR and a SB in his ML debut and the 13th Phillie overall with a SB in his 1st career game...6 BB were the most by a Phillie in his first 5 career games in the modern era...3-5, 2HR, 4RBI, tied franchise rec. for most HRs in a single-season (29), 9/2vsSYR...3-5, 2HR, 6RBI, 30+31st HR to set franchise rec. for most HRs in a single season...30th SB (1st 30/30 season in LHV history), 9/17@ROC...Set MiLB career highs in: HR, RBI, R, SB, BB, and OBP... Made the Phillies 2023 NLWCS roster vs MIA but did not appear in a game...Among IL Leaders: 3rd HR, t-7th RBI, 10th SLG, t-8th XBH, 4th TB, 6th R, t-7th SB...

PAST SEASONS-HIGHLIGHTS-PERSONAL

Originally drafted by MIL in 17th Rd (Clemson) of 2016 draft...Signed w/PHI as MiLB FA 1/13/23...2022 w/ NSH (118G): .228/.297/.358, 21 2B, 11HR, 54RBI, 63R, 39BB, 17-21SB...Underwent thoracic outlet surgery in 2021...2019 SOU Mid-Season All-Star and MiLB.com MiLB Organizational All-Star... Played in a career-high 127 games for Biloxi (AA) in 2019, finishing T-2nd in the SL in runs (70), 4th in HR (19) and T-4th in games...Has appeared at every position but catcher during his professional career...

Yr.	Lg.	Tm.	AVG	G	AB	R	H	2B	3B	HR	RBI	BB	IBB	SO	SB	CS	OBP	SLG	OPS	PA	HBP	SAC	SF	GDP
2023	AAA	LHV	.259	125	460	90	119	19	3	31	86	75	2	146	32	6	.363	.878	1.241	544	3	2	4	13
2023	MLB	PHI	.313	8	16	5	8	0	0	1	2	6	0	5	3	1	.500	1.000	1.500	22	0	0	0	0
2022	AAA	NAS	.228	118	416	63	95	21	0	11	54	39	0	131	17	4	.297	.358	.655	462	3	0	4	8
2021	AAA	NAS	.267	70	217	34	58	11	1	16	35	28	0	57	8	2	.354	.548	.902	246	1	0	0	5
2019	AA	BLX	.231	127	445	70	103	19	3	19	58	58	0	111	12	3	.324	.416	.740	510	4	0	3	11
2018	A(Adv)	CAR	.274	105	383	60	105	23	2	13	62	31	2	93	7	4	.320	.446	.766	424	4	0	6	9
2018	AA	BLX	.239	12	46	5	11	1	0	1	3	3	1	7	1	1	.286	.326	.612	49	0	0	0	1
2018	Minors	2 Teams	.270	117	429	65	116	24	2	14	65	34	3	100	8	5	.326	.434	.760	473	4	0	6	10
2017	A(Full)	WIS	.277	39	141	22	39	9	2	5	26	16	0	29	1	5	.366	.475	.841	162	4	1	0	1
2017	A(Adv)	CAR	.241	73	261	26	63	11	1	3	27	16	0	80	3	0	.298	.326	.624	288	6	3	2	3
2017	Minors	2 Teams	.258	112	402	48	102	20	3	8	53	32	0	109	4	5	.323	.378	.701	450	10	4	2	4
2016	ROK	HEL	.314	62	233	38	74	16	7	4	38	23	0	33	5	4	.390	.498	.888	269	7	2	4	11
Career	MLB	PHI	.313	8	16	5	8	0	0	1	2	6	0	5	3	1	.500	.500	1.000	22	0	0	0	0
Career	Minors	6 Teams	.256	731	2602	408	667	130	19	103	389	289	5	687	86	29	.335	.440	.775	2954	32	8	23	62

**OF****ETHAN WILSON**

Born: November 7, 1999, Andalusia, AL

Acquired: 2nd Round, 2021 MLB Draft

Bats: Left

Throws: Left

Height: 6-0 Weight: 210


2023 Season

Spent the entire season with Double-A Reading... IL stint with lower-body injury from 4/15-4/22... Eastern League Player of the Week 5/2-5/6, hitting .480 with 3 HR and 11 RBI...Set new career highs in: HR, RBI, BA,

PAST SEASONS-HIGHLIGHTS-PERSONAL

Originally drafted by PHI in the 2nd Round of the 2021 MLB Draft (South Alabama)...Spent the bulk of 2022 with High-A Jersey Shore before a late season promotion to Reading... Ranked T-3rd among all Phillies minor league hitters in stolen bases (26)...Began professional career in 2021 w/Clearwater, appearing in 30 games...Played collegiately at South Alabama... Named 2021 Baseball America Preseason First-Team All American...Named 2019 Collegiate Baseball Co-Freshman of the Year...Named 2019 Sun Belt Player of the Year and Freshman of the Year...2019 First Team Freshman All-American...

Yr.	Lg.	Tm.	AVG	G	AB	R	H	2B	3B	HR	RBI	BB	IBB	SO	SB	CS	OBP	SLG	OPS	PA	HBP	SAC	SF	GIDP
2023	AA	REA	.250	114	420	52	105	24	3	17	61	31	0	110	12	7	.307	.443	.750	463	6	0	6	9
2022	A+	JS	.238	112	424	39	101	20	2	7	45	28	1	93	25	7	.290	.344	.634	458	4	0	2	9
2022	AA	REA	.214	18	70	7	15	2	0	1	3	5	1	21	1	2	.286	.286	.572	78	2	1	0	2
2022	Minors	2 Teams	.235	130	494	46	116	22	2	8	48	33	2	114	26	9	.290	.336	.626	536	6	1	2	11
2021	A	CLR	.215	30	107	15	23	4	2	3	17	10	0	25	2	2	.282	.374	.656	117	0	0	0	2
Career	Minors	3 Teams	.239	274	1021	113	244	50	7	28	126	74	2	249	40	18	.296	.384	.680	1116	12	1	8	22

**1B****RIXON WINGROVE**

Born: May 23, 2000, Newcastle, Australia

Acquired: Signed as INTL FA, 4/20/18 MLB: 0.000

Bats: Left

Throws: Right

Height: 6-4

Weight: 260

2023 Season

Spent the bulk of the season with High-A Jersey Shore before a late season promotion (8/22) to Reading...101G w/JS, 15 homers and 63 RBI...Played for Team Australia in the World Baseball Classic... Hit .375 (6-for-16) with a homer and seven RBIs...Helped lead Australia to the knockout stage...Played for Adelaide in the 23/24 ABL season, hitting four homers while slashing .297/.369/.464...

PAST SEASONS-HIGHLIGHTS-PERSONAL

Originally signed by PHI as an INTL FA out of Australia on 4/20/18...Began 2022 w/Clearwater, promoted to Jersey Shore on 5/23... Ranked 1st on Jersey Shore in SLG and OPS (min. 50 PA)...Spent bulk of 2021 w/Clearwater...Tied for the team lead in HR (11)... Among Low-A Southeast hitters, ranked T-9th in HR...

Yr.	Lg.	Tm.	AVG	G	AB	R	H	2B	3B	HR	RBI	BB	IBB	SO	SB	CS	OBP	SLG	OPS	PA	HBP	SAC	SF	GIDP
2023	A+	JS	.246	101	366	47	90	20	2	15	63	41	0	123	6	3	.335	.434	.769	418	9	0	2	8
2023	AA	REA	.128	15	47	2	6	0	0	1	3	7	0	19	0	0	.236	.191	.427	55	0	0	1	4
2023	Minors	2 Teams	.232	116	413	49	96	20	2	16	66	48	0	142	6	3	.323	.407	.730	473	9	0	3	12
2022	A	CLR	.111	8	27	1	3	1	0	0	0	3	0	13	0	0	.226	.148	.374	31	1	0	0	1
2022	A+	JS	.251	67	219	28	55	7	2	12	43	26	0	87	2	1	.349	.466	.815	252	7	0	0	2
2022	Minors	2 Teams	.236	75	246	29	58	8	2	12	43	29	0	100	2	1	.336	.431	.767	283	8	0	0	3
2021	ROK	F-PHI	.158	7	19	3	3	0	0	0	2	5	0	6	1	0	.360	.158	.518	25	1	0	0	0
2021	A	CLR	.206	79	287	29	59	13	1	11	37	25	0	98	1	0	.283	.373	.656	321	7	0	2	5
2021	Minors	2 Teams	.203	86	306	32	62	13	1	11	39	30	0	104	2	0	.289	.359	.648	346	8	0	2	5
2019	ROK	G-PHW	.298	48	178	28	53	17	2	5	37	22	0	38	0	2	.374	.500	.874	203	1	0	2	3
2018	ROK	G-PHW	.241	23	79	12	19	5	0	1	8	8	0	22	1	1	.310	.342	.652	87	0	0	0	0
Career	Minors	5 Teams	.236	348	1222	150	288	63	7	45	193	137	0	406	11	7	.324	.409	.733	1392	26	0	7	23

RECORDS AGAINST I.L. OPPONENTS



ALL-TIME VS. BUFFALO

YEAR	W-L	H	R
2008	8-8	5-3	3-5
2009	10-6	6-2	4-4
2010	6-10	3-5	3-5
2011	9-7	5-3	4-4
2012	7-8	3-4	4-4
2013	7-9	2-6	5-3
2014	4-12	2-6	2-6
2015	8-10	6-5	2-5
2016	10-7	6-4	4-3
2017	10-6	7-0	3-6
2018	14-4	8-3	6-1
2019	10-8	5-4	5-4
2021	7-16	3-3	4-13
2022	7-11	4-8	3-3
2023	11-7	8-4	3-3
TOTAL	128-129	73-62	55-69

ALL-TIME VS. CHARLOTTE

YEAR	W-L	H	R
2008	4-4	2-2	2-2
2009	4-4	3-1	1-3
2010	3-5	2-2	1-3
2011	5-3	2-2	3-1
2012	3-5	3-1	0-4
2013	4-4	3-1	1-3
2014	5-3	3-1	2-2
2015	4-3	3-1	1-2
2016	6-2	3-1	3-1
2017	1-6	1-3	0-3
2018	3-3	1-2	2-1
2019	2-4	1-2	1-2
2023	3-0	3-0	-
TOTAL	47-46	30-19	17-27

ALL-TIME VS. COLUMBUS

YEAR	W-L	H	R
2008	4-4	3-1	1-3
2009	2-6	2-2	0-4
2010	1-7	1-3	0-4
2011	5-3	3-1	2-2
2012	1-7	0-4	1-3
2013	3-5	1-3	2-2
2014	2-6	1-3	1-3
2015	3-3	1-2	2-1
2016	1-6	0-3	1-3
2017	4-2	2-1	2-1
2018	4-2	2-1	2-1
2019	1-5	0-3	1-2
2022	3-3	3-3	-
TOTAL	34-59	19-30	15-29



ALL-TIME VS. DURHAM

YEAR	W-L	H	R
2008	6-2	3-1	3-1
2009	5-3	1-3	4-0
2010	1-7	0-4	1-3
2011	4-4	2-2	2-2
2012	4-4	2-2	2-2
2013	4-4	2-2	2-2
2014	3-5	2-2	1-3
2015	1-6	1-3	0-3
2016	5-1	2-1	3-0
2017	3-4	1-2	2-2
2018	2-4	1-2	1-2
2019	1-5	0-3	1-2
2022	3-3	-	3-3
2023	1-5	-	1-5
TOTAL	43-57	17-27	26-30

ALL-TIME VS. GWINNETT*

YEAR	W-L	H	R
2008*	4-4	1-3	3-1 (vs. RIC)
2009	2-6	1-3	1-3
2010	2-6	0-4	2-2
2011	5-3	2-2	3-1
2012	6-2	4-0	2-2
2013	6-2	3-1	3-1
2014	6-2	2-2	4-0
2015	2-5	1-2	1-3
2016	5-2	3-0	2-2
2017	5-2	2-2	3-0
2018	5-1	2-1	3-0
2019	4-3	2-1	2-2
2022	4-2	4-2	-
TOTAL	52-36	26-20	26-16

ALL-TIME VS. INDIANAPOLIS

YEAR	W-L	H	R
2008	5-3	3-1	2-2
2009	6-2	3-1	3-1
2010	6-2	2-2	4-0
2011	3-5	1-3	2-2
2012	5-3	4-0	1-3
2013	4-4	3-1	1-3
2014	2-6	1-3	1-3
2015	1-6	1-3	0-3
2016	4-2	1-2	3-0
2017	3-3	2-1	1-2
2018	2-5	2-2	0-3
2019	3-3	1-2	2-1
TOTAL	44-44	24-21	20-23

RECORDS AGAINST I.L. OPPONENTS



ALL-TIME VS. JACKSONVILLE

YEAR	W-L	H	R
2023	7-5	4-2	3-3
TOTAL	7-5	4-2	3-3



ALL-TIME VS. MEMPHIS

YEAR	W-L	H	R
2023	2-4	2-4	-
TOTAL	2-4	2-4	-



ALL-TIME VS. LOUISVILLE

YEAR	W-L	H	R
2008	3-5	2-2	1-3
2009	1-7	1-3	0-4
2010	2-6	1-3	1-3
2011	5-3	3-1	2-2
2012	5-3	2-2	3-1
2013	3-5	1-3	2-2
2014	3-5	1-3	2-2
2015	3-3	1-2	2-1
2016	3-4	0-3	3-1
2017	5-2	4-0	1-2
2018	5-2	3-1	2-1
2019	3-3	2-1	1-2
TOTAL	41-48	21-24	20-24



ALL-TIME VS. NORFOLK

YEAR	W-L	H	R
2008	5-3	3-1	2-2
2009	5-3	2-2	3-1
2010	3-5	2-2	1-3
2011	5-3	3-1	2-2
2012	4-4	3-1	1-3
2013	5-3	4-0	1-3
2014	6-2	3-1	3-1
2015	3-4	1-2	2-2
2016	5-2	2-1	3-1
2017	5-2	2-1	3-1
2018	2-4	1-2	1-2
2019	2-4	2-1	0-3
2022	5-7	4-2	1-5
TOTAL	55-46	32-17	23-29



ALL-TIME VS. OMAHA

YEAR	W-L	H	R
2022	4-2	-	4-2
TOTAL	4-2	0-0	4-2



ALL-TIME VS. ROCHESTER

YEAR	W-L	H	R
2008	5-11	3-5	2-6
2009	10-6	5-3	5-3
2010	8-8	5-3	3-5
2011	11-5	7-1	4-4
2012	9-7	6-2	3-5
2013	6-10	5-3	1-7
2014	8-8	4-4	4-4
2015	7-11	1-6	6-5
2016	12-6	7-3	5-3
2017	13-9	7-4	6-5
2018	12-6	5-2	7-4
2019	11-6	5-4	6-2
2021	11-11	7-5	4-6
2022	12-12	7-5	5-7
2023	13-7	3-3	10-4
TOTAL	148-123	77-53	71-70

RECORDS AGAINST I.L. OPPONENTS



ALL-TIME VS. SWB

YEAR	W-L	H	R
2008	2-14	1-7	1-7
2009	6-10	3-5	3-5
2010	9-7	6-2	3-5
2011	7-9	2-6	5-3
2012	8-8	5-3	3-5
2013	8-8	5-3	3-5
2014	10-6	5-3	5-3
2015	8-10	4-4	4-6
2016	8-10	4-4	4-6
2017	11-7	8-3	3-4
2018	9-11	7-4	2-7
2019	11-7	7-2	4-5
2021	15-21	6-12	9-9
2022	13-8	4-5	9-3
2023	9-15	6-6	3-9
TOTAL	134-141	73-69	61-82

ALL-TIME VS. SYRACUSE

YEAR	W-L	H	R
2008	6-10	4-4	2-6
2009	6-10	4-4	2-6
2010	4-12	2-6	2-6
2011	10-6	3-5	7-1
2012	10-6	6-2	4-4
2013	6-10	4-4	2-6
2014	8-8	4-4	4-4
2015	10-7	5-3	5-4
2016	11-6	6-2	5-4
2017	10-7	4-3	6-4
2018	10-6	4-4	6-2
2019	6-13	4-8	2-5
2021	7-5	3-3	4-2
2022	11-9	4-2	7-7
2023	17-6	9-3	8-3
TOTAL	132-121	66-57	66-64

ALL-TIME VS. TOLEDO

YEAR	W-L	H	R
2008	2-6	1-3	1-3
2009	4-4	2-2	2-2
2010	3-5	1-3	2-2
2011	5-3	2-2	3-1
2012	5-3	2-2	3-1
2013	5-3	2-2	3-1
2014	4-4	1-3	3-1
2015	5-3	2-2	3-1
2016	6-1	3-1	3-0
2017	3-3	2-1	1-2
2018	4-3	1-2	3-1
2019	3-3	2-1	1-2
2023	7-5	2-4	5-1
TOTAL	56-46	23-28	33-18

WooSox



ALL-TIME VS. WORCESTER

YEAR	W-L	H	R
2008	1-15	0-8	1-7
2009	10-6	5-3	5-3
2010	10-6	6-2	4-4
2011	6-10	4-4	2-6
2012	8-8	5-3	3-5
2013	11-5	5-3	6-2
2014	5-11	2-6	3-5
2015	8-10	4-6	4-4
2016	9-9	5-5	4-4
2017	10-7	3-5	7-2
2018	12-5	6-1	6-4
2019	9-13	3-6	6-7
2021	13-22	10-13	3-9
2022	7-10	5-6	2-4
2023	10-12	6-4	4-8
TOTAL	129-149	69-75	60-74

BOLD indicates player promoted from Lehigh Valley to Philadelphia; *Italics* indicates player previously appeared in MLB; ^ Player later debuted in MLB; * Appeared solely on MLB Rehab; ** Also appeared on MLB Rehab; ++ On IL and did not play

2024 LEHIGH VALLEY IRONPIGS OFFICIAL - 53 - MEDIA GUIDE & RECORD BOOK

ALL-TIME IRONPIGS PLAYERS

Rivas, Raul	(INF, 2019)	Thompson, Jake	(RHP, 2016-18)
Rivero, Alexis	(RHP, 2017-19)	<i>Thompson, Rich</i>	<i>(OF, 2008-12)</i>
Rivero, Carlos^	(INF, 2011)	<i>Thurston, Joe</i>	<i>(INF, 2012)</i>
Rivera, T.J.	(INF, 2021)	<i>Tiffie, Terry</i>	<i>(INF, 2009)</i>
Rizzotti, Matt	(INF, 2010)	Tilson, Charlie	(OF, 2021)
Roberts, Ken	(LHP, 2015)	Tocci, Carlos	(OF, 2017)
Ross, Austin	(RHP, 2021)	Toffey, Will	(INF, 2022, '23+)
Rosso, Ramon	(RHP, 2021)	<i>Tolbert, Matt</i>	<i>(INF, 2013-14)</i>
<i>Robertson, Daniel</i>	<i>(INF, 2022)</i>	Tols, Josh	(LHP, 2018-19)
Robertson, Nate	(LHP, 2010)	Tomscha, Damek	(INF, 2018-19)
<i>Robinson, Shane</i>	<i>(OF, 2019)</i>	Torreyes, Ronald**	(INF, 2021, 2022)
Robles, Mauricio	(LHP, 2013)	Tracy, Andy	(INF, 2008-10)
<i>Robles, Oscar</i>	<i>(INF, 2008)</i>	Tromp, Jiandido	(OF, 2017-18)

Rodriguez, Herlis	(OF, 2017)		
Rodriguez, Joely	(LHP, 2015-16)		- U -
Rodriguez, Sean	(INF, 2019)	Uelmen, Erich	(RHP, 2023)
Roibal, Reinier	(RHP, 2016)	<i>Utley, Chase*</i>	<i>(INF, 2012, '15)</i>
<i>Romero, J.C.*</i>	<i>(LHP, 2009-10)</i>		
Romero, JoJo	(LHP, 2019, 2022)		- V -
<i>Romero, Nluman</i>	<i>(INF, 2011)</i>	Valdes, Raul	(LHP, 2012-13)
<i>Romine, Andrew</i>	<i>(INF, 2019)</i>	Valdez, Wilson	(INF, 2010)
Rosenberg, B.J.	(RHP, 2012-14)	Valentin, Jesmuel	(INF, 2016-18)
Rosin, Seth	(RHP, 2014-15)	Valle, Sebastian	(C, 2012, '14)
Rossman, Bubby	(RHP, 2022)	Vargas, Victor	(RHP, 2021)
Rosso, Ramon	(RHP, 2019)	Vasquez, Andrew	(LHP, 2022)
<i>Rouse, Mike</i>	<i>(INF, 2008)</i>	<i>Vasquez, Anthony</i>	<i>(LHP, 2015-16)</i>
Ruf, Darin**	(OF, 2013-16)	<i>Velandia, Jorge</i>	<i>(INF, 2009)</i>
<i>Ruiz, Carlos*</i>	<i>(C, 2009-10, '13)</i>	<i>Velasquez, Vince*</i>	<i>(RHP, 2017, '21)</i>
Rupp, Cameron	(C, 2013-14)	Venable, Will	(OF, 2016)
Russell, James	(LHP, 2016)	Venditte, Pat	(SHP, 2017)
Ryal, Rusty	(INF, 2014)	<i>Victorino, Shane*</i>	<i>(OF, 2008, '10)</i>

	- S -	Vierling, Matt	(OF, 2021, '22)
Salas, Fernando	(RHP, 2019)	<i>Villarreal, Oscar</i>	<i>(RHP, 2010)</i>
Sanchez, Brian	(RHP, 2012)	Vincent, Nick	(RHP, 2019)
Sanchez, Christopher	(LHP, 2021-2023)	Vines, Jace	(RHP, 2023)
<i>Sanchez, Ricardo</i>	<i>(LHP, 2022)</i>	Viza, Tyler	(LHP, 2018-19)
Sands, Donny	(C, 2022)	<i>Vogelsong, Ryan</i>	<i>(RHP, 2010)</i>

Sardinha, Dane	(C, 2010-11)		- W -
Savery, Joe	(LHP, 2009-13)	Waguespack, Jacob	(RHP, 2017-18)
<i>Schierholtz, Nate*</i>	<i>(OF, 2012)</i>	Walding, Mitch	(INF, 2017-19)
<i>Schneider, Brian*</i>	<i>(C, 2010)</i>	<i>Walker, Jeremy</i>	<i>(RHP, 2023)</i>
Schulze, Brett	(RHP, 2023)	Walker, Tyler	(RHP, 2009)
Schuster, Patrick	(LHP, 2016)	Walrond, Les	(LHP, 2008, '11)
Schwimer, Michael	(RHP, 2010-12)	Warren, Zach	(LHP, 2021, '22)
<i>Scott, Tayler</i>	<i>(RHP, 2022)</i>	<i>Wasserman, Ehren</i>	<i>(RHP, 2010)</i>
<i>Seanez, Rudy*</i>	<i>(RHP, 2008)</i>	<i>Watson, Brandon</i>	<i>(OF, 2008)</i>
Seelinger, Matt	(RHP, 2022)	Whatcott, Jordan	(RHP, 2012)
Segura, Jean*	(INF, 2021, 2022)	Williams, Corbin	(OF, 2021)
Sellers, Neil	(INF, 2010)	<i>Williams, Justin</i>	<i>(OF, 2022)</i>
Serna, KC	(INF, 2015)	Williams, Luke	(INF, 2021)
Sharpe, Chris	(OF, 2022)	Williams, Matt	(INF, 2017)
Simon, Kyle	(RHP, 2014)	Williams, Nick	(OF, 2016-17, '19)
Singer, Jeff	(LHP, 2018, '21, '22)	Wilson, Weston	(INF, 2023)
Sizemore, Grady	(OF, 2014)	Windle, Tom	(LHP, 2018-19)
Skirrow, Noah	(RHP, 2022-2023)	<i>Wise, Dewayne</i>	<i>(OF, 2010)</i>
Slayden, Jeremy	(OF, 2009)	<i>Woods, Jake</i>	<i>(LHP, 2009-10)</i>
Smith, Casey	(INF, 2008)	<i>Woodward, Chris</i>	<i>(INF, 2008)</i>
<i>Smith, Greg</i>	<i>(LHP, 2013-14)</i>	Worley, Vance	(RHP, 2010-11)
<i>Smith, Matt++</i>	<i>(LHP, 2008)</i>	Wright, Matt	(RHP, 2012)
Snelling, Chris	(OF, 2008)	Wynns, Austin	(C, 2022)

Song, Noah*	(RHP, 2023)		- Y -
Sosa, Juan	(RHP, 2011)		
<i>Spears, Nate</i>	<i>(INF, 2014)</i>	Young, Delmon*	(OF, 2013)
Spidale, Mike	(OF, 2008-09, '12)	<i>Young, Delwyn</i>	<i>(OF, 2011)</i>
Stassi, Brock	(INF, 2016-17)		- Z -
<i>Stevenson, Cal</i>	<i>(OF, 2023)</i>		
Stephen, Josh	(OF, 2021)	Zarbnisky, Braden	(RHP, 2021, '23)
Stokes, Madison	(INF, 2022)	<i>Zeuch, T.J.</i>	<i>(RHP, 2023)</i>
Stott, Bryson**	(INF, 2021, '22)		
<i>Straily, Dan</i>	<i>(RHP, 2019)</i>		
<i>Stumpf, Daniel*</i>	<i>(LHP, 2016)</i>		
Stumpo, Bob	(C, 2012)		
Stutes, Mike	(RHP, 2010-11, '13)		
<i>Sullivan, Cory</i>	<i>(OF, 2011)</i>		
Suarez, Ranger**	(LHP, 2018-19, '23)		
Suomi, John	(C, 2008, '10-13)		
Susdorf, Steve	(OF, 2012-14)		
<i>Sweeney, Darnell</i>	<i>(INF, 2016)</i>		
Swindle, R.J.	(LHP, 2008)		

	- T -		
Taschner, Jack	(LHP, 2009)		
<i>Taubenheim, Ty</i>	<i>(RHP, 2010)</i>		
Taveras, Jose	(RHP, 2017, 2019)		
<i>Taveras, Willy</i>	<i>(OF, 2010)</i>		
Taylor, Michael^	(OF, 2009)		
Tejada, Ruben	(INF, 2021)		
Therrien, Jeses	(RHP, 2017)		
<i>Thomas, Clete</i>	<i>(OF, 2014)</i>		

Moniak, Mickey	(2021; also 6)	Buchanan, David	(2015; 12, 21, 23, 24, 48)	Pivetta, Nick	(2019)
Torreyes, Ronald	(2021-2022; also 6)	Featherston, Taylor	(2016-17)	Llovera, Mauricio	(2021)
Kingery, Scott	(2022-2023)	Aguiar, Osmel	(2016; also 5, 7)	Toffey, Will	(2022)
		Mora, Angelo	(2017; also 8, 10)	Barnes, Jacob	(2023)
		Rodriguez, Herlis	(2017)	Head, Louis	(2023)
		Ortiz, Danny	(2018)	Wickay, Tyler	(2023)
Koplove, Mike	(2009)	Brantly, Rob	(2019)		
Gosewisch, Tuffy	(2009; also 6)	Bohm, Alec	(2021; also 8)		
Hudson, Rob	(2011)	Leverett, Adam	(2022; also 2)	Suomi, John	(2009; 2, 5, 10, 15)
Possedini, Scott	(2011-12)	Andreoli, John	(2012; also 4, 7)	Velandia, Jorge	(2009)
Martinez, Michael	(2012; also 3)	Camargo, Johan	(2022; also 4, 7)	Bocock, Brian	(2010; also 10, 13)
Hernandez, Cesar	(2012; also 7)	Hicklen, Brewer	(2023)	Stutes, Mike	(2010; also 33, 38)
Suomi, John	(2013; 5, 10, 11, 15)	Hicks, John	(2023)	Larish, Jeff	(2011)
Hanzawa, Troy	(2013; 4; also 3)	McDowd, Max	(2023)	Bush, Doree	(2012; also 12)
Galvis, Freddy	(2013-14; also 6)	Podk, Nick	(2023)	Ort, Pete	(2012; also 8)
Spears, Nate	(2014)			Overbeck, Cody	(2013; also 9, 10)
Forsythe, Blake	(2015)			Thomas, Clete	(2014; also 4)
Duran, Edgar	(2015; also 6, 7)	Anderson, Jason	(2008; also 6, 16, 19)	Perkins, Cameron	(2014; also 27)
Utley, Chase	(2015; also 21)	Ellison, Jason	(2009)	Nelson, Chris	(2015)
Quinn, Roman	(2017)	Valdez, Wilson	(2010)	Lino, Gabriel	(2015)
Flores, Jorge	(2017; also 8)	Brown, Domico	(2010; also 9, 12)	Moore, Logan	(2015-16; also 5, 30)
DeNato, Jose	(2017; also 23, 24)	Robertson, Nate	(2010; also 23)	Morgan, Adam	(2017; 8, 21, 23, 31)
Amariata, Alexi	(2018)	Loop, Derrick	(2010)	Kingery, Scott	(2018-21)
Goins, Ryan	(2018)	Herdon, David	(2010)	Jones, Gary	(2022)
Robinson, Shane	(2019)	Sosa, Juan	(2011)	Fry, Jace	(2022)
Brogdon, Connor	(2021)	Montanez, Lou	(2012)	Maples, Dillon	(2022; also 3)
Molina, Adonis	(2021)	Fulett, Tim	(2013; also 8, 38)	Ellis, Drew	(2023)
Robertson, Daniel	(2022)	Luna, Hector	(2012; also 8, 38)	Hart, Kyle	(2023)
Machin, Vimal	(2023)	Opitz, Jake	(2012)	Kuhns, Max	(2023)
Stevenson, Cal	(2023; also 19, 57)	Hernandez, Cesar	(2013-14; also 2)	Marsh, Brandon	(2023)
		Tolbert, Matt	(2014; also 10)	Perez, Hector	(2023)
		Duran, Edgar	(2014; also 2, 6)	Song, Noah	(2023)
		Chapman, Ethan	(2015)		
Rouse, Mike	(2008)	Serna, KC	(2015)		
Furmanick, J.J.	(2009)	Roberts, Ken	(2015)		
Dorta, Melvin	(2010)	Mizerock, John	(2016)	Victorino, Shane	(2008; also 8)
Frandsen, Kevin	(2011-12)	Valentin, Jesmuel	(2016-17)	Thompson, Rich	(2008-12)
Murray, Colton	(2012; 13, 23, 30, 40, 43)	Aguiar, Osmel	(2017; also 5, 6)	Fox, Jake	(2012; also 43)
Martinez, Michael	(2013; also 2)	Stassi, Brock	(2017; also 8, 10)	Schierholtz, Nate	(2012)
Hanzawa, Troy	(2013; also 3)	Cowgill, Chris	(2019; also 61)	Jimenez, Cesar	(2013; also 21)
Blanco, Andres	(2014; also 5)	Haseley, Adam	(2019)	Garnier, Ryan	(2014)
Neris, Hector	(2014; 16, 19, 21, 38)	Ngoepe, Gift	(2019)	Morandini, Mickey	(2014)
Lough, David	(2016; also 5)	Elmore, Jake	(2021)	Brown, Domico	(2015; also 7, 9)
Canelo, Malquin	(2017)	Jankowski, Travis	(2021)	Ruf, Darin	(2015; also 15, 16, 28)
Crawford, J.P.	(2016-18)	Sherriff, Ryan	(2022; also 2)	Hinojosa, David	(2016; also 4, 30, 38)
Berry, Tim	(2018)	Mattion, Nick	(2022; also 4)	Dugan, Kelly	(2015)
Espinosa, Danny	(2018)	Muzziotti, Simon	(2023)	Buchanan, Dalier	(2016; 6, 21, 23, 24, 48)
Valentin, Jesmuel	(2018)			Hoskins, Rhys	(2017)
Castillo, Ali	(2018; 2022; also 41, 6)			Tocci, Carlos	(2018; also 17)
Rodriguez, Sean	(2019)			Gilbert, Tyler	(2018)
Chatham, C.J.	(2021; also 12, 13, 28)	Gross, Greg	(2008; also 23)	Eflin, Zach	(2018)
Guthrie, Dalton	(2021; also 6)	Ozuna, Pablo	(2009)	Lively, Ben	(2018)
Maton, Nick	(2021; also 5 and 16)	Taschner, Jack	(2010)	De Los Santos, Enyel	(2018)
Tilson, Charlie	(2022)	Ransom, Cody	(2010; also 13)	Gilbert, Tyler	(2019)
Quinn, Roman	(2022)	Chavez, Ozzie	(2010)	Cabral, Edgar	(2021)
Cave, Jake	(2023)	Ort, Pete	(2011; '13; also 11)	Marvel, James	(2022)
Clemens, Kody	(2023; also 27)	Luna, Hector	(2012; also 7, 38)	Zeuch, T.J.	(2023)
Woodward, Chris	(2008)	Hudson, Kyle	(2014; also 5, 9)		
Castro, Fabio	(2008)	Valle, Sebastian	(2014)		
Marson, Lou	(2009; also 6)	Maruszak, Addison	(2014)	Smith, Casey	(2008)
Overholt, Pat	(2009; also 19)	Ryal, Rusty	(2014; also 13)	Lopez, Rodrigo	(2009)
Leon, Carlos	(2009)	Canzler, Russ	(2014; also 17, 19)	Ransom, Cody	(2010; also 8)
Duffy, Chris	(2010)	Farnaud, Chase	(2014)	Bocock, Brian	(2010; also 10, 1

ALL-TIME IRONPIGS NUMBERS

Ullin, Andrew	(2017; also 57)	Sands, Donny	(2022, also 13, 25)	- 24 -	
Altherr, Aaron	(2018)				
Tomscha, Damek	(2018)	Parkinson, David	(2023)	Huppert, Dave	(2008-10)
Curtis, Zac	(2018)	Zarbnisky, Braden	(2023)	Moss, Brandon	(2011; also 4)
Hernandez, Jan	(2019)			Young, Delwyn	(2011; also 16)
Anderson, Chase	(2021)			Thurston, Joe	(2012)
Duran, Rodolfo	(2021)		- 21 -		
Gambao, Arquimedes	(2021)	Beirne, Kevin	(2008)	Cloyd, Tyler	(2012-13; also 22, 34)
Vargas, Victor	(2021)	Moran, Javon	(2008)	Smith, Greg	(2013; also 27)
Kelly, Michael	(2022)	Benson, Kris	(2008)	Buchanan, David	(2014; 6, 12, 21, 23, 48)
Frischia, Vito	(2023)	Newhan, David	(2009)	Sizemore, Grady	(2014)
Kerkering, Orion	(2023)	Villareal, Oscar	(2010)	McGuiness, Chris	(2015)
	- 17 -	Bonine, Eddie	(2011)	De Nato, Joey	(2015; also 2, 23)
Snelling, Chris	(2008; also 9)	Worley, Vance	(2011; also 17, 33)	Sweeney, Darnell	(2016)
Knott, Jon	(2008)	Oswalt, Roy	(2011)	Alfaro, Jorge	(2017)
Hoover, Paul	(2009-10)	Chapman, Chance	(2011; also 39)	Alvarez, Henderson	(2017)
Baez, Danny*	(2010)	Diekmann, Jake	(2012-13; also 23, 38)	Anderson, Drew	(2018-19)
Worley, Vance	(2011; also 21, 33)	Kennelly, Tim	(2012)	Rios, Yacksel	(2018)
Jones, Damon	(2022)Redding, Tim (2011)	Utley, Chase	(2012; also 2)	Romero, JoJo	(2019)
Horst, Jeremy	(2012; '14; also 33)	Cisco, Michael	(2012; also 19)	Viza, Tyler	(2018-19)
Valdes, Raul	(2012; also 15, 16, 38)	Pridie, Jason	(2012; also 31)	O'Hoppe, Logan	(2021)
Mitchell, Derrick	(2012; also 10, 35, 40)	Garcia, Luis	(2013; 27, 38, 43, 57)	Zarbnisky, Braden	(2021)
Friend, Justin	(2013; also 15, 33, 43)	Morgan, Adam	(2013; 8, 11, 23, 31)	Brogdon, Connor	(2022, also 61, 38, 23)
Quintero, Humberto	(2013)	Jimenez, Cesar	(2014-15; also 12)	Eastman, Colton	(2022, also 57)
Dalles, Justin	(2013)	Neris, Hector	(2014; 3, 16, 19, 38)	Francisco, Freddy	(2022)
Rupp, Cameron	(2013; also 35)	Brignac, Reid	(2014; also 16)	Okimey, Josh	(2022)
Canzler, Russ	(2015; also 8, 19)	Clemens, Paul	(2015; also 30)	Marte, Yumori	(2023)
Hester, John	(2015)	Buchanan, David	(2015; 6, 12, 23, 24, 48)	McGowan, Christian	(2023)
Asher, Alec	(2015; also 23)	Hunter, Cedric	(2016)	Vines, Jaces	(2023)
Herrmann, Frank	(2016)	Cozens, Dylan	(2017)		
Tocci, Carlos	(2017; also 12)	De Los Santos, Enyel	(2018-21; also 41)		- 25 -
Atherr, Aaron	(2017; also 27, 41)	Bradley, Archie	(2021)	Swindle, R.J.	(2008)
Arano, Victor	(2017-18)	Guerrieri, Taylor	(2021)	Cairo, Miguel	(2009)
Hibbs, Will	(2018)	Lackney, Nick	(2021)	Butto, Francisco	(2009; also 9, 15)
Grullon, Deivy	(2019)	Ogle, Braeden	(2022)	Sellers, Neil	(2010; also 19)
Borders, Pat	(2021)	Brogdon, Connor	(2023)	Bastardo, Antonio	(2010; also 43)
Frischia, Vito	(2021; also 62)			Rende, Sal	(2011-18)
Haseley, Adam	(2021; also 19, 28)		- 22 -	Romero, JoJo	(2019)
Clay, Sam	(2022)	Cervenak, Mike	(2008-09)	Williams, Nick	(2019)
Rossman, Bubby	(2022)	Sardinha, Dane	(2010-11)	Coonrod, Sam**	(2021; also 48)
Gozzo, Sal	(2022)	Sanches, Brian	(2012; also 38)	Eastman, Colton	(2021; also 45)
	- 18 -	Nix, Laynce*	(2012)	Glogoski, Kyle	(2021)
Chiavacci, Ron	(2008)	Morillo, Juan	(2012)	Ross, Austin	(2021)
Carpenter, Drew	(2009-11; also 44, 48)	Cloyd, Tyler	(2013; also 24, 34)	Skirrow, Noah	(2022)
Gordon, Brian	(2010; also 30)	O'Sullivan, Sean	(2014-15; also 48)	Vierling, Matt	(2022)
Heilman, Aaron	(2011)	McGowan, Dustin	(2015)	Abel, Mick	(2023)
Brummett, Tyson	(2012; also 30, 34)	Joseph, Tommy	(2016; also 16, 38)	Crouse, Hans	(2023, also 67)
Castro, Leandro	(2013-14)	Infante, Gregory	(2016; also 23, 47)	Schulze	(2023)
Berken, Jason	(2015)	Rivero, Alexis	(2017)		
Russell, James	(2016)	Arauz, Harold	(2018)		- 27 -
Richey, Jon	(2017)	Casimiro, Ranfi	(2018)	Blackley, Travis	(2008)
Helms, Wes	(2018)	Rivero, Alexis	(2018)	Majewski, Gary	(2009)
Antequera, Jose	(2019)	Aris, Abdallah	(2019)	Mathieson, Scott	(2010-11)
Paulino, David	(2021)	Curtiss, John	(2019)	Martin, Ethan	(2013; also 40)
Alvarado, Jose	(2022)	Jones, Damon	(2021; also 48)	Garcia, Luis	(2013; 21, 38, 43, 57)
Greenfield, Bill	(2022, also 25)	Barrett, Aaron	(2022)	Smith, Greg	(2014; also 24)
	- 19 -	Hendrickson, Josh	(2023)	Neseth, Mike	(2015; also 40, 44)
King, Brennan	(2008)		- 23 -	Hill, Nick	(2015, also 38)
Lehr, Justin	(2009)	Bisenius, Joe	(2008; also 8)	Atherr, Aaron	(2015; also 41)
Butto, Francisco	(2009; also 9, 25)	Gross, Greg	(2009-10; also 8)	Perkins, Cameron	(2016-17; also 11)
Overholt, Pat	(2009; also 4)	Robertson, Nate	(2010; also 7)	Windle, Tom	(2018-19)
Anderson, Jason	(2010; also 6, 7, 16)	Sandberg, Ryne	(2011-12)	Francisco, Freddy	(2021)
Nelson, Kevin	(2010; also 6)	Cochran, Tom	(2013; also 13, 16)	Galvis, Freddy*	(2021)
Sellers, Neil	(2010; also 25)	Young, Delmon	(2013)	McAllister, Zach	(2021)
Kratz, Erik	(2011-13; also 28, 50)	Buchanan, David	(2013-15; 6, 12, 21, 24, 48)	Ramos, Cesar	(2022-2023, also 62)
Duke, Ryan	(2012)	Hill, Koyie	(2014)		- 28 -
Hyatt, Austin	(2012; also 31)	Adams, Mike	(2014; also 43)	Tracy, Andy	(2008-10)
Cisco, Michael	(2012; also 21)	Rodriguez, Joely	(2015; also 40, 41)	Bass, Brian	(2011)
Gillies, Tyson	(2013; also 13, 31)	Diekmann, Jake	(2015; also 21, 38)	Spidale, Michael	(2012; also 10)
Bramhall, Bobby	(2013)	Knigge, Tyler	(2015; also 15, 38)	Whattcott, Jordan	(2012)
Abreu, Miguel	(2013; also 6)	Murray, Colton	('15; 3, 13, 30, 40, 43)	Miner, Zach	(2013)
Johnson, Jay	(2013)	Infante, Gregory	(2016; also 22, 47)	Rosin, Seth	(2014; also 40)
Neris, Hector	(2014; 3, 16, 21, 38)	Morgan, Adam	(2016; 8, 11, 21, 31)	Davis, Lars	(2014)
Giles, Kenny	(2014)	Asher, Alec	(2016; also 17)	Kratz, Erik**	(2015; also 19, 50)
Marquis, Jason	(2014)	Rios, Yacksel	(2016; also 40)	Ruf, Darin	(2016; also 12, 15, 16)
Mastroianni, Darin	(2015)	De Nato, Joey	(2016; also 2, 24)	Taveras, Jose	(2017)
Canzler, Russ	(2015; also 8, 17)	Florimon, Pedro	(2017)	Suarez, Ranger	(2018)
Williams, Nick	(2016; also 4)	Bergians, Tommy	(2017)	Plouffe, Trevor	(2018)
Lively, Ben	(2016-17)	Neris, Hector	(2018)	Morrison, Logan	(2019)
Peterson, Mark	(2017)	Thompson, Jake	(2018)	Contreras, Anthony	(2022-2023)
Kilome, Franklin	(2017)	Singer, Jeff	(2018)		
Altherr, Aaron	(2018)	Eickhoff, Jerad	(2019)		- 29 -
Plouffe, Trevor	(2018)	Rios, Yacksel	(2019)	Brito, Daniel	(2021)
Viza, Tyler	(2018)	Hall, Darick	(2021-2022, also 44)	Mitchell, Bryan	(2021)
Eickhoff, Jerad	(2019)	Stokes, Madison	(2022)	Quiroz, Esteban	(2023)
Listi, Austin	(2019; also 24)	Skirrow, Noah	(2023)		
Conley, Jack	(2021)				- 30 -
Heineman, Tyler	(2021)				
Plassmeyer, Michael	(2022-2023, also 50)				

Childers, Matt	(2008)	Rosenberg, B.J.	(2012; also 33, 35)	Mayberry, John Jr.	(2011; also 15, 41)
Woods, Jake	(2009-10)	Burris, Ray	(2013-15)	Ramirez, J.C.	(2012; also 33)
Figuerro, Nelson	(2010)	Lundquist, Dave	(2016-18)	Mitchell, Derrick	(2013; also 10, 17, 35)
Gordon, Brian	(2011; also 18)	Taveras, Jose	(2019)	Nesseth, Mike	(2014; also 27, 44)
Brummett, Tyson	(2011; also 18, 34)	Fultz, Aaron	(2021)	Martin, Ethan	(2014; also 27)
Savery, Joe	(2011; also 10, 40, 41)			Rosin, Seth	(2015; also 28)
Elarton, Scott	(2012)		- 35 -	Vasquez, Anthony	(2015; also 15, 47)
De Fratus, Justin	(2013; also 16, 31, 38)	Pascucci, Valentino	(2008)	Murray, Colton	(‘16; 3, 13, 23, 30, 43)
Ruiz, Carlos	(2013; also 34, 51)	Eaton, Adam	(2008)	Asche, Cody**	(2016; also 5, 31)
MacDougall, Mike	(2013)	Mazone, Brian	(2008-10; also 40)	Rodriguez, Joely	(2016; also 23, 41)
Enright, Barry	(2014)	Green, Steve	(2008-09; also 35)	Pinto, Ricardo	(2017; also 43)
Hoffman, Matt	(2014)	Perez, Juan	(2011)	Rios, Yackel	(2017; also 23)
Gonzalez, Miguel A.	(2014-15; also 4)	Mitchell, Derrick	(2012; also 10, 17, 40)	Anderson, Drew	(2017-18)
Clemens, Paul	(2015; also 21)	Stump, Bob	(2012)	Neris, Hector	(2018)
Lohman, Devin	(2015)	Pettibone, Jonathan	(2012; also 41)	Rios, Yacksel	(2018)
Hinojosa, Daliel	(2015; also 4, 12, 38)	Rosenberg, B.J.	(2013; also 33, 34)	Suarez, Ranger	(2018)
Venable, Will	(2016)	Rupp, Cameron	(2014; also 17)	Anderson, Drew	(2019)
Murray, Colton	(‘16; 3, 13, 23, 40, 43)	Phelps, Cord	(2015)	Hammer, JD	(2019-21; also 38, 46)
Moore, Logan	(2017; also 5, 11)	Appel, Mark	(2016-17, ‘21)	Bredosian, Cam	(2021-2022, also 44)
McBride, Matt	(2018-19)	Ramos, Cesar	(2017)	Crouse, Hans	(2021; also 41)
Feliz, Neftali	(2021)	Moore, Logan	(2018)	Evanko, Ethan	(2021)
Perkins, Jack	(2021)	Pazos, James	(2019)	Fassnacht, Nate	(2021)
Warren, Zach	(2021)	Rivero, Alexis	(2019)	Hendrickson, Josh	(2021)
Thurston, Joe	(2022-2023) - 31	Appel, Mark	(2022)	Marconi, Brian	(2021)
Green, Steve	(2008-09; also 35)	Eflin, Zach	(2022)	Sanchez, Christopher	(2022)
		Seelinger, Matt	(2022)	Friscia, Vito	(2022)
				Buchter, Ryan	(2023)

2024 LEHIGH VALLEY IRONPIGS OFFICIAL — 58 — MEDIA GUIDE & RECORD BOOK

ALL-TIME IRONPIGS PLAYERS

Tiffée, Terry	(2009; also 34)	Cobb, Trey	(2023)
Gradoville, Tim	(2009; also 9)	McGarry, Griff	(2023)
Wasserman, Ehren	(2010)		- 50 -
Schwimer, Michael	(2010-12)	Kratz, Erik	(2012; also 19, 28)
Wright, Matt	(2012; also 50)	Wright, Matt	(2012; also 44)
Aumont, Phillippe	(2013; also 45, 48, 54)	Howard, Ryan	(2012)
Nesseth, Mike	(2013; also 27, 40)	Hoffman, Matt	(2014)
Murphy, Jim	(2014)	Loewen, Adam	(2015; also 44)
Loewen, Adam	(2015; also 50)	Brodzinski, Greg	(2022)
Leroux, Chris	(2015)	Allgeyer, Nick	(2023)
Beato, Pedro	(2017-18)	Falter, Bailey	(2023)
Robinson, Darryl	(2019)		
Hernandez, Jakob	(2021)		
Gatto, Joe	(2022)		
Muzziotti, Simon	(2022)		- 51 -
Listach, Pat	(2023)	Ruiz, Carlos	(2010; also 30, 34)
	- 45 -		
Ennis, John	(2008-10; also 34)		- 54 -
Seanez, Rudy	(2008)	Nichols, Rod	(2008-12)
Minix, Travis	(2008)	Zambrano, Carlos	(2013)
Register, Steven	(2009; also 40)	Aumont, Phillippe	(2013; also 44, 45, 48)
Martinez, Pedro	(2009)	Gutierrez, Juan	(2015)
Lidge, Brad	(2010)	Araujo, Elvis	(2016)
Taubenheim, Ty	(2010; also 38)	Schrenk, Steve	(2019)
Rizzotti, Matt	(2010)		
Contreras, Jose	(2011)		- 57 -
Aumont, Phillippe	(2011-12; 44, 48, 54)	Garcia, Luis	(‘16-17; 21, 27, 38, 43)
Brundage, Dave	(2013-16)	Milner, Hoby	(2016; also 37, 38, 47)
Hayes, Charlie	(2017)	Pullin, Andrew	(2017; also 16)
Arano, Victor	(2019)	Ramos, Edubray	(2017; also 47)
Dohy, Kyle	(2019)	Fien, Casey	(2017; also 13)
Morales, Francisco	(2021)	Garcia, Elniery	(2017)
Rosso, Ramon	(2021; also 62)	Garcia, Luis	(2018)
Moss, Scott	(2022)	Leiter Jr. , Mark	(2018)
Peterson, Dustin	(2022)	Milner, Hoby	(2018)
Walker, Jeremy	(2023)- 46 -	Singer, Jeff	(2018, 2021)
Madson, Ryan	(2010)	Straily, Dan	(2019)
Ogle, Braeden	(2021)	Suarez, Ranger	(2019)
Dohy, Kyle	(2022)	Romero, JoJo	(2022, also 46)
Moniak, Mickey	(2022, also 4)	Singer, Jeff	(2022)
Sharpe, Chris	(2022, also 17, 31)	Alvarado, Jose	(2023, also 37)
Bellatti, Andrew	(2023)	Morales, Francisco	(2023, also 19)
Dominguez, Seranthyony	(2023)	Pache, Cristian	(2023, also 5)
Hoffman, Jeff	(2023)	Phillips, Tyler	(2023)
	- 47 -		
Ramos, Edubray	(2016, ‘19; also 57)		- 61 -
Infante, Gregory	(2016; also 22, 23)	LaFromboise, Bobby	(2016)
Vasquez, Anthony	(2015; also 15, 47)	Bleich, Jeremy	(2016)
Milner, Hoby	(2017; also 37, 38, 57)	Stumpf, Daniel	(2016)
Leibrandt, Brandon	(2017)	Schuster, Patrick	(2016)
DeNato, Joey	(2018)	Cordero, Jimmy	(2016)
Dominguez, Seranthyony	(2018, 2021)	Eflin, Zach	(2017; also, 15, 16)
Leiter Jr., Mark	(2018)	Eshelman, Tom	(2017-18)
Rios, Yacksel	(2018)	Haseley, Adam	(2019)
Green, Zach	(2018)	Pivetta, Nick	(2019)
Tomscha, Damek	(2018)	Salas, Fernando	(2019)
McGarry, Seth	(2019)	Kaminsky, Rob	(2021)
Vincent, Nick	(2019)	Kintzler, Brandon	(2021)
Cordell, Ryan	(2021)	Knapp, Andrew	(2021)
Stephen, Josh	(2021)	Muzziotti, Simon	(2021)
Bonifacio, Jorge	(2022)	Dominguez, Seranthyony	(2022)
Cruz, Jesus	(2023)	Emanuel, Kent	(2022)
Kroon, Matt	(2023)	Scott, Tayler	(2022)
	- 48 -	Gregorious, Didi	(2022)
Walrond, Les	(2008, ‘11; also 33)	Wynns, Austin	(2022, also 19)
Milner, Gus	(2009)	Bowden, Ben	(2023)
Carpenter, Drew	(2010; also 18, 44)		
Bozied, Tagg	(2011; also 33)		- 62 -
Purcey, David	(2012)	Wathan, Dusty	(2016)
Buchanan, David	(2013; 6, 12, 21, 23, 24)	Arjona, Kyle	(2019)
Aumont, Phillippe	(2014-15; 44, 45, 54)	Hernandez, Jakob	(2022-2023)
O’Sullivan, Sean	(2015; also 23)		
Klein, Phil	(2016)		- 67 -
Eickhoff, Jerad	(2018)	Cyr, Tyler	(2022)
Casimiro, Ranfi	(2018)	Marconi, Brian	(2022)
Jones, Damon	(2019)	Qsar, Jordan	(2023)
Alvarado, Jose	(2021)		
Vierling, Matt	(2021; also 61)		
Duron, Nick	(2022)		

ALL-TIME OPENING DAY LINEUPS

- 2008 - 4/3 at SWB: SWB 4, LHV 0		- 2009 - 4/9 vs. SWB: SWB 11, LHV 3		- 2010 - 4/8 at SYR: SYR 8, LHV 7		- 2011 - 4/7 vs. SWB: LHV 7, SWB 2		- 2012 - 4/5 vs. SWB: LHV 3, SWB 0	
Watson, Brandon	cf	Thompson, Rich	cf	Duffy, Chris	lf	Thompson, Rich	cf	Thompson, Rich	cf
Smith, Casey	2b	Donald, Jason	ss	Valdez, Wilson	2b	Frandsen, Kevin	ss	Thurston, Joe	dh
Snelling, Chris	dh	Cervenak, Mike	dh	Mayberry, John Jr.	rf	Sullivan, Cory	lf	Frandsen, Kevin	2b
Pascucci, Valentinor	rf	Tracy, Andy	1b	Tracy, Andy	1b	Young, Delwyn	rf	Luna, Hector	3b
Cervenak, Mike	1b	Mayberry, John Jr.	rf	Ransom, Cody	3b	Belliard, Ronnie	3b	Brown, Domico	lf
Jaramillo, Jason	c	Marson, Lou	c	Wise, Dewayne	cf	Larish, Jeff	1b	Overbeck, Cody	1b
King, Brennan	3b	Ozuna, Pablo	2b	Hoover, Paul	c	Moss, Brandon	dh	Kratz, Erik	c
Bohn, T.J.	lf	Furmaniak, J.J.	3b	Bocock, Brian	ss	Kratz, Erik	c	Mitchell, Derrick	rf
Woodward, Chris	ss	Ellison, Jason	lf	Mazone, Brian	p	Barfield, Josh	2b	Blanco, Andres	ss
Happ, J.A.	p	Kendrick, Kyle	p			Worley, Vance	p	Cloyd, Tyler	p
- 2013 - 4/3 at SYR: SYR 11, LHV 2		- 2014 - 4/3 at PAW: LHV 4, PAW 0		- 2015 - 4/9 vs PAW: PAW 4, LHV 0		- 2016 - 4/8 at SYR: SYR 5, LHV 1		- 2017 - 4/7 vs PAW: PAW 14, LHV 7	
Gillies, Tyson	cf	Thomas, Clete	cf	Henson, Tyler	rf	Lough, David	cf	Quinn, Roman	cf
Hernandez, Cesar	2b	Cedeno, Ronny	ss	Phelps, Cord	2b	Williams, Nick	lf	Crawford, J.P.	ss
Asche, Cody	3b	Franco, Maikel	3b	Franco, Maikel	3b	Knapp, Andrew	c	Alfaro, Jorge	c
Ruf, Darin	lf	Murphy, Jim	1b	Nelson, Chris	dh	Stassi, Brock	1b	Cozens, Dylan	rf
Joseph, Tommy	c	Brignac, Reid	2b	Danks, Jordan	lf	Venable, Will	rf	Hoskins, Rhys	1b
Castro, Leandro	rf	Rupp, Cameron	c	Joseph, Tommy	c	Featherston, Taylor	2b	Williams, Nick	lf
Overbeck, Cody	1b	Susdorf, Steve	dh	Bogusevic, Brian	cf	Nina, Angelys	3b	Perkins, Cam	dh
Orr, Pete	ss	Castro, Leandro	rf	McGuinness, Chris	1b	Jackson, Ryan	ss	Gomez, Hector	3b
Cloyd, Tyler	p	Henson, Tyler	lf	Duran, Edgar	ss	Thompson, Jake	p	Valentin, Jesmuel	2b
		Buchanan, David	p	Rodriguez, Joely	p			Thompson, Jake	p
- 2018 - 4/7 @ PAW: LHV 3, PAW 1		- 2019 - 4/4 vs. ROC: LHV 4, ROC 2		- 2021 - 5/4 vs. ROC: LHV 6, ROC 5		- 2022 - 4/5 vs. COL: LHV 7, COL 3		- 2023 - 3/31 @ ROC: LHV 8, COL 7	
Quinn, Roman	cf	Gosselin, Phil	2b	Segura, Jean	2b	Guthrie, Dalton	cf	Muzziotti, Simon	lf
Ortiz, Danny	dh	Hernandez, Jan	rf	Torreyes, Ronald	ss	Toffey, Will	3b	Kingery, Scott	cf
Cozens, Dylan	rf	Cozens, Dylan	lf	Moniak, Mickey	cf	Sands, Donny	c	Clemens, Kody	3b
Walding, Mitch	3b	Romine, Andrew	dh	Listi, Austin	3b	Hall, Darick	1b	Wilson, Weston	ss
Valentin, Jesmuel	2b	Walding, Mitch	3b	Hall, Darick	1b	Bonifacio, Jorge	lf	Machin, Vimacl	dh
Pullin, Andrew	lf	Rodriguez, Sean	1b	Marchan, Rafael	c	Williams, Justin	dh	Ortiz, Jhailyn	rf
McBride, Matt	1b	Grullon, Deivy	c	Jankowski, Travis	rf	Andreoli, John	rf	Hicks, John	1b
Moore, Logan	c	Robinson, Shane	cf	Williams, Luke	lf	Maggi, Drew	ss	Quiroz, Esteban	2b
Amartista, Alexi	ss	Canelo, Malquin	ss	Medina, Adonis	p	Castillo, Ali	2b	Garcia, Aramis	c
Eflin, Zach	p	Irvin, Cole	p			Marvel, James	p	Plassmeyer, Michael	p



Opening Day 2019 at Coca-Cola Park

TEAM RECORDS

TEAM RECORDS, GENERAL (2008-PRESENT)

STREAKS

Longest Winning Streak.....	12 (5/17/17-5/17/17)
Longest Winning Streak (inc. postseason)	12 (5/7/17-5/17/17)
Longest Home Winning Streak.....	10 (5/4/17-5/24/17)
Longest Road Winning Streak.....	6 (3x, Last: 4/20/14-5/4/14)
Longest Losing Streak.....	11 (4/3/08-4/13/08)
Longest Home Losing Streak.....	11 (7/26/10-8/10/10)
Longest Road Losing Streak.....	14(4/3/08-4/24/08)

HOMESTANDS/ROAD TRIPS (min. 5 Games)

Best Homestand.....	7-0 (5/8/17-5/14/07, ROC/BUF)
Best Road Trip.....	7-1 (6/15/09, 6/22/09, DUR/NOR)
Worst Homestand.....	1-6 (8/5/10-8/11/10 (GWN, BUF, PAW)
Worst Road Trip.....	0-8 (4/3/08-4/10/08, SWB/PAW)

TEAM RECORDS, SINGLE-GAME (2008-PRESENT)

BATTING (LHV)

Most Runs	20 (4/13/19 @ ROC)
Most Runs (Inning).....	10 (7/26/23 vs. SYR)
Most Hits	23 (8/10/23 @ ROC)
Most Hits (Inning).....	8 (7/1/08 @ ROC)
Most Consecutive Hits (Inning).....	8 (4x; Last: 5/20/22 @ ROC)
Most 2B.....	8 (4x; Last: 5/20/22 @ ROC)
Most 3B.....	3 (3x; Last: 4/11/19 @ ROC)
Most HR	9 (4/13/19 @ ROC)
Most Consecutive HR	3, 8/16/19 vs. IND (3rd: Grullon, Romine, Listi)
Most HR (Inning), LHV	3 (Many, Last: 8/1/23 vs. BUF)
Most Batters (Inning).....	13 (2x, Last: 4/17/22 @ WOR)
Fewest Hits	0 (7/6/11 @ ROC, 9 innings)
Most Cons. Plate App. w/o Hit	36 (8/1/08 - 8/2/08 (8/1 @ NOR, 8/2 vs. ROC)
(Single Game).....	27 (7/6/11 @ ROC)
Most Cons. LHV Batters retired	21 (6/22/14 vs. COL)
Most Left On Base	18 (7/5/19 vs. PAW)
Most K (Batters).....	23 (7/3/15 vs. ROC)
Most BB (Batters).....	13 (5/4/23 vs. SYR)
Most SB.....	5 (7x; Last: 4/30/22 @ SWB)

BATTING (OPPONENT)

Most Runs	19 (2x, Last: 6/27/21 vs. SWB)
Most Runs (Inning).....	10 (4x, Last: 6/27/21 vs. SWB (3rd)
Most Hits	23 (6/27/21 vs. SWB)
Most Hits (Inning).....	9 (2x, Last: 5/10/22 vs. BUF)
Most Consecutive Hits (Inning).....	7 (6/2/18 vs. TOL, 1st)
Most 2B	8 (3x, Last: 9/30/21 vs. WOR))
Most 3B	3 (6/1/13 vs. GWN)
Most HR	6 (2x, Last: 6/14/19 vs. COL)
Most Consecutive HR	3 (8/26/23g1 @ SWB)
Most HR (Inning).....	4 (6/27/21 vs. SWB)
Most Batters (Inning).....	15 (8/19/18 vs. IND, 10th)
Fewest Hits	1 (7x, Last: 5/6/23g2 @ SYR)
Most Cons. Plate App. w/o Hit	32 (7/3/15 vs. ROC)
(Single Game).....	32 (7/3/15 vs. ROC)
Most Cons. LHV Batters retired	29 (7/3/15 vs. ROC)
Most Left On Base	19 (5/19/16 vs. TOL)
Most K (Batters).....	18 (2x, Last: 6/11/11 vs. LOU)
Most BB (Batters).....	14 (5/25/23 vs. BUF)
Most SB	6 (2x, Last: 7/13/18 vs. BUF)

TEAM RECORDS

TEAM RECORDS, SINGLE-GAME (2008-PRESENT), CONT.

FIELDING (LHV)

Most DP Turned, LHV.....	5	4x; Last: 8/23/23g1 @ SWB
Most OF Assists, LHV.....	4	3x; 4/9/15 vs. PAW; 4/5/13 vs. SYR; 6/23/19 @ COL 8/17/08 vs. SWB (Bohn, 3; Thompson, 1)

FIELDING (OPPONENT)

Most DP Turned, OPP.....	5	3x; Last: 7/2/22 @ SYR
Most Errors, OPP.....	6	7/5/14 @ ROC

PITCHING (LHV)

Most K, LHV.....	18	2x; Last: 6/11/11 vs. LOU
Most BB, LHV.....	14	5/25/23 vs. BUF
Most Cons. Batters retired, LHV.....	29	7/3/15 vs. ROC
Longest Scoreless IP Streak, LHV.....	38.0	5/15/12-5/19/12 (vs. IND, vs. LOU)

PITCHING (OPPONENT)

Most K, OPP.....	23	7/3/15 vs. ROC
Most BB, OPP.....	13	5/4/23 @ SYR
Most Cons. LHV Batters retired, OPP.....	21	6/22/14 vs. COL
Longest Scoreless IP Streak, OPP.....	24	2x: 8/13/17-8/17/17 (vs. CHA, @ NOR); 7/6/12-7/8/12 (@ SWB, @ ROC)

COMBINED TOTALS

Most Runs.....	38	4/13/19 @ ROC (LHV 20, ROC 18)
Most Runs (Inning).....	13	2x, Last: 8/1/23 (LHV 9, BUF 4)
Fewest Runs.....	1	Multiple
Most Hits.....	43	4/13/19 @ ROC (ROC 22, LHV 21)
Most Hits (Inning).....	13	8/16/08 vs. SWB (10th); (LHV 4, SWB 9)
Fewest Hits.....	4	3x, Last: 5/21/22 vs. ROC (LHV 2, ROC 2)
Most 2B.....	12	8/7/10 vs. GWN (LHV 7, GWN 5)
Most 3B.....	4	3x; Last: 6/1/13 vs. GWN (GWN 3, LHV 1)
Most HR.....	15	4/13/19 @ ROC (LHV 9, ROC 6)
Most HR (Inning).....	4	6/10/10 vs. TOL-G1 (1st); (LHV 1, TOL 3)
Most SB.....	10	2x; 6/22/11 vs. IND (LHV 5, IND 5); 5/3/09 vs. TOL
Most BB.....	23	7/26/23 vs. SYR (LHV 12, SYR 11)
Most K.....	34	7/3/15 vs. ROC (Thrown: LHV 11, ROC 23)
Most DP.....	7	2x; Last: 6/21/16 @ NOR (Turned: LHV 5, NOR 2)
Most Left on Base.....	30	5/19/16 vs. TOL (Stranded: LHV 11, TOL 19)
Most E.....	8	7/5/14 @ ROC (LHV 2, ROC 6)

GAME LENGTH

Longest Game (Innings).....	16	4x; Last: 7/3/15 vs. PAW
Longest Game-Time (9 innings).....	3:52	8/28/14 vs. PAW
Longest Game-Time.....	5:27	7/5/14 @ ROC

Shortest Game.....	1:33	8/4/17 @ BUF (5)
--------------------	------	------------------

Shortest Game (9 innings).....	1:56	5/9/16 @ COL
--------------------------------	------	--------------

LEADS

Largest Margin of Victory.....	15	2x, Last: 5/19/21 @ SYR (16-1)
Largest Margin of Defeat.....	18	6/27/21 vs. SWB (19-1)
Biggest Comeback Win.....	8	7/14/19 vs. PAW (10-2)
Biggest Blown Lead.....	8	3x: 6/11/23 @ SYR (led 8-0 after 3.0) 5/28/12 @ GWN (led 8-0 after 5.5 inn.) 5/5/14 @ CHA (led 8-0 after 4.5 inn.)

TEAM RECORDS

TEAM SINGLE-SEASON BATTING RECORDS

Highest Batting Average270 (2019)
Most At-Bats	4976 (2015)
Most Runs	857 (2023)
Most Hits	1285 (2023)
Most Total Bases	2246 (2023)
Most Doubles	275 (2022)
Most Triples	36 (2023)
Most Home Runs	213 (2023)
Most RBI	817 (2023)
Most Walks	697 (2023)
Most Intentional Walks	24 (2012)
Most Strikeouts	1299 (2019)
Most Stolen Bases	180 (2023)
Most Caught Stealing	56 (2013)
Highest On-Base Percentage360 (2023)
Highest Slugging Percentage462 (2023)
Highest OPS822 (2023)
Most Sacrifice Bunts	57 (2014)
Most Sacrifice Flies	57 (2023)
Most Hit By Pitches	80 (2011)
Most GDP	123 (2008)
Most Left On Base	1090 (2023)

TEAM SINGLE-SEASON PITCHING RECORDS

Lowest ERA	3.12 (2016)
Most Complete Games	5 (3x, Last 2017)
Most Shutouts	18 (2016)
Most Holds	91 (2022)
Most Saves	47 (2011)
Most Save Opportunities	67 (2x, Last 2023)
Most Blown Saves	36 (2023)
Most Innings Pitched	1291.0 (2023)
Most Hits	1349 (2015)
Most Runs Allowed	790 (2019)
Most Earned Runs Allowed	714 (2023)
Fewest Runs Allowed	494 (2016)
Fewest Earned Runs Allowed	438 (2016)
Most Hit Batters	100 (2022)
Most Walks	734 (2023)
Most Intentional Walks	27 (2x, Last 2019)
Most Strikeouts	1261 (2022)
Most Wild Pitches	100 (2022)
Most Balks	16 (2x, Last 2022)
Lowest WHIP	1.15 (2016)
Lowest OPP Batting Average234 (2016)
Most GDP	127 (2011)

TEAM SINGLE-SEASON FIELDING RECORDS

Highest Fielding Percentage985 (2018)
Lowest Fielding Percentage977 (2008)
Most Total Chances	5430 (2015)
Fewest Total Chances	4369 (2021)
Most Put Outs	3873 (2015)
Fewest Put Outs	3248 (2021)
Most Assists	1484 (2011)
Fewest Assists	1049 (2021)
Most Errors	123 (2015)
Fewest Errors	72 (2021)
Most Double Plays	151 (2019)

TEAM SINGLE-SEASON GENERAL RECORDS

Most Wins	85 (2016)
Fewest Wins	53 (2021)
Most Losses	89 (2008)
Fewest Losses	56 (2018)
Most Games	148 (2018)
Most Players Used	94 (2021)
Fewest Players Used	48 (2008)

INDIVIDUAL RECORDS

INDIVIDUAL SINGLE-GAME BATTING RECORDS

At-Bats.....	8	5x: Last: Tyler Henson (7/3/15 vs. ROC)
Hits.....	5	6x: Last: Darick Hall (8/10/23 @ ROC)
Total Bases.....	14	Kody Clemens (8/10/23 @ ROC)
Total Bases (9 inn.....)	14	Kody Clemens (8/10/23 @ ROC)
2B.....	3	12x: Last: Nick Maton (5/20/22 @ ROC)
3B.....	2	7x: Last: Will Toffey (4/20/22 vs. ROC)
HR.....	3	2x: Last: Kody Clemens (8/10/23 @ ROC)
RBI.....	7	3x: Last: Tyler Henson (5/4/14 @ GWN)
Runs.....	4	15x: Last: Kody Clemens (8/10/23 @ ROC)
SB.....	3	5x: Last: Cesar Hernandez (7/1/13 vs. TOL)
BB.....	4	8x: Last: Cal Stevenson (9/20/23 vs. WOR)
K.....	5	3x: Last: Jordan Osar (6/15/23 vs. TOL)
HBP.....	3	Jason Jaramillo (6/7/08 vs. ROC)

INDIVIDUAL SINGLE-GAME PITCHING RECORDS

IP (Start).....	9.0	8x: Last: Tom Eshelman (5/31/17 @ IND)
IP (Relief).....	7.1	Cole Irvin (8/17/18 vs IND)
Hits.....	15	Travis Blackley (8/7/08 @ ROC)
Runs.....	12	Ranger Suarez (4/13/19 @ ROC)
Earned Runs.....	10	4x: Last: Cole Irvin (7/4/19 vs. PAW)
HR Allowed.....	4	4x: Last: Sean O'Sullivan (7/18/14 @ NOR)
BB (Start).....	8	2x: Drew Anderson (5/18/19 @ CHA)
BB (Relief).....	5	4x: Last: Louis Head (5/25/23 vs. BUF)
K (Start).....	17	Les Walrond (7/6/08 vs. LOU)
K (Relief).....	8	Mark Leiter Jr. (4/12/17 @ SWB)

INDIVIDUAL SINGLE-GAME FIELDING RECORDS

Outfield Assists.....	3	T.J. Bohn (8/17/08 vs. SWB)
Errors.....	3	3x: Last: Taylor Featherston (5/11/16 @ COL)

TOP TEN ALL-TIME HITTING STREAKS

GAMES	BATTER	DATES	STATS
24\$	Nick Williams	6/25/17-7/5/19	.406-5-16 (39-96, 11 2B, 2 3B, 9 BB, 15 R)
23	Scott Kingery	8/2/17-8/25/17	.320-3-5 (32-100, 6 2B, 2 3B, 5 BB, 19 R)
22	Dean Anna	7/6/18-8/4/18	.407-0-9 (35-104, 5 2B, 1 3B, 10 BB, 19 R)
21*	Domonic Brown	7/21/10-8/1/11	.364-3-15 (3 2B, 3B, 13 R)
	Jake Cave	5/4/23-5/28/23	.437/.524/.862, 31-87, 16 2B, 7HR, 22RBI, 31R
18	Cody Overbeck	7/23/13-8/9/13	.371-4-14 (26-70, 6 2B, 10 R)
	Mike Cervenak	5/19/08-6/3/08	.423-2-13 (30-71, 8 2B, 16 R)
16	Scott Kingery	7/14/17-7/30/17	.314-1-7 (22-70, 2 2B, 3B, 2 BB, 8 R, 4 SB)
	Darin Ruf	8/15/16-8/30/16	.397-5-15 (25-63, 4 2B, 12 R)
15	Cam Perkins	4/12/16-5/3/16	.407-1-6 (22-54, 3 2B, 2 3B, 11 R)
	Joey Meneses	7/4/18- 7/24/18	.355-2-12 (22-62; 3 2B, 8 BB, 9 R)

* Streak separated by an offseason, a rehab and two promotions to PHI. Hit in 7 straight IL games to end 2010; 14 straight to start '11.

\$ Streak separated by two offseasons, a promotion to PHI in 2018. Hit in 5 straight IL games to end 2017; 19 straight to start '19.

TOP TEN ALL-TIME SCORELESS INNINGS STREAKS

IP	PITCHER	DATES	STATS
32.2	Brandon Leibrad	9/3/17-5/26/18	2-0 in 10+ G, 3+ GS (18 h, 4 bb, 16 k)
27.0	Les Walrond	7/11/08-7/29/08	2+ G, 4 GS, 1-0; snapped on u/e R w/ 2 outs
22.0	Pat Venditte	4/7/17-5/19/17	4-0, 3 HLD in 14 G (5 h, 13 bb, 22 k)
22.0	Jake Thompson	7/1/16-7/20/16	3-0 in 3+ GS (10 h, 7 bb, 16 k)
22.0	Scott Elarton	5/1/12-5/16/12	1+ G, 3 GS, 4-0; snapped w/ 0 outs
21.2	Raul Valdes	5/7/12-5/29/13	9 G, 3 GS, 0-0; snapped on HR w/ 0 outs
21.0	Cesar Jimenez	4/28/14-6/21/14	18 G, 1-0, 3 SV; snapped on 2B w/ 2 outs
21.0	Dave Bush	5/17/12-5/28/12	1+ G, 2 GS, 2-0; snapped w/ 0 outs
20.2	Ricardo Pinto	5/24/17- Present	2-0, SV; 11 G (10 h, 2 bb, 21 k; IR-13, IRS-0)
20.1	Enyel De Los Santos	4/21/18-5/16/18	3+ GS, 3-0; (10 h, 8 bb, 18 k)

INDIVIDUAL RECORDS

INDIVIDUAL SINGLE-SEASON BATTING RECORDS

Highest Average (must qualify)	316	Ali Castillo (2019)
Most Game	135	Dylan Cozens (2017)
Most At Bats	521	Maikel Franco (2014)
Most Hits	158	Brandon Watson (2008)
Most Doubles	36	Mike Cervenak (2009)
Most Triples	9	Cesar Hernandez (2013)
Most Home Runs	31	Weston Wilson (2023)
Most RBI	96	Andy Tracy (2009)
Most Runs	90	Weston Wilson (2023)
Most Cons. Games w/ Run Scored	8	2x: Steve Susdorf (5/30/12-6/8/12); Cesar Hernandez (7/30-8/8/14)
Most Walks	79	J.P. Crawford (2017)
Most Intentional Walks	8	Andy Tracy (2008)
Most Hit By Pitches	18	Dean Anna (2018)
Most Stolen Bases	48	Rich Thompson (2011)
Most Consecutive SB's	23	Scott Kingery (2023)
Most Caught Stealing	12	Simon Muzziotti (2023)
Most Grand Slams	3	Andy Tracy (2010)
Most Extra-Base Hits	57	Rhys Hoskins (2017)
Highest Slugging Percentage	581	Rhys Hoskins (2017)
Highest On-Base Percentage	390	Mitch Walding (2018)
Longest Hitting Streak, Season	23	Scott Kingery (8/2/17-8/25/17)
Most Cons. Games w/ HR	4	3x: Cameron Rupp (4/3-4/8/14), Collin Cowgill (7/3-7/13/18), Joey Meneses (5/16-5/19/18)
Most Cons. ABs w/ HR	3	Reid Brignac (5/7-5/8/14 @ CHA)
Most Cons. Games w/ RBI	9	Deivy Grullon (4/20/19-5/3/19)
Most Cons. Hits	7	Pedro Florimon (7/1/17-7/2/17)
Most Cons. Multi-Hit Games	7	Kevin Frandsen (5/8/11-7/17/11)
Most Strikeouts	194	Dylan Cozens (2017)
Most Sacrifice Hits	12	Mike Rouse (2008)
Most Sacrifice Flies	9	Josh Barfield (2011)
Most GDP	32	Joey Meneses (2018)
Most Total Bases	251	Joey Meneses (2018)
Consecutive Games On-Base	33	Nick Williams (6/16/17-7/5/19)

INDIVIDUAL SINGLE-SEASON PITCHING RECORDS

Lowest ERA (must qualify)	2.23	Tom Eshelman (2017)
Most Wins	14	Cole Irvin (2018)
Most Consecutive Wins	8	3x: Jake Thompson (2016), Tyler Cloyd (2012), Cole Irvin (2018)
Most Consecutive Starts Won	7	Cole Irvin (2018)
Most Losses	14	Jake Thompson (2017)
Most Consecutive Losses	10	Scott Elarton (2012)
Most Games	63	Pedro Beato (2018)
Most Starts	28	3x: Brian Bass (2011), Brian Mazone (2008 & 2010)
Most Complete Games	3	Tom Eshelman (2017)
Most Shutouts	2	Les Walrond (2008)
Most Games Finished	56	Pedro Beato (2018)
Most Saves	35	Pedro Beato (2018)
Most Innings Pitched	167.1	David Buchanan (2016)
Most Hits	189	Tom Eshelman (2018)
Most Runs	105	Tom Eshelman (2018)
Most Earned Runs	91	Tom Eshelman (2018)
Most Walks	70	Tom Cochran (2012)
Most Intentional Walks	5	Steve Green (2008)
Most Strikeouts	151	J.A. Happ (2008)
Most Hit Batsmen	12	Ramon Rosso (2019)
Most Wild Pitches	17	Kyle Dohy (2019)
Most Balks	6	Enyel De Los Santos (2018)
Most Holds	12	Cedrick Bowers (2009)
Most Home Runs Allowed	21	2x: Tyler Cloyd (2013), Tom Eshelman (2018)
Most Cons. App. w/o a run	18	Cesar Jimenez (2014)
Longest Scoreless IP Streak	29.2	Brandon Leibrandt (2018)
Most IP w/o allowing an ER	29.2	Brandon Leibrandt (2018)
Lowest Opposition BA196	Ben Lively (2016)
Highest IR Stranded %	100.0	Ricardo Pinto, 13/13 (2017)

IRONPIGS TEAM LASTS:

Hit Back-to-Back HR: 9/7/23 at BUF (Rafael Marchan & Jim Haley)
 Hit Five Home Runs, Game: 8/18/23 vs. JAX
 Scored 10+ Runs, Game: 9/20/23 vs. WOR
 Recorded 10+ Hits, Game: 9/20/23 vs. WOR
 Shutout Opponent: 8/23/23 G2 @ SWB (6-0)
 Won an Extra Inning Game: 9/16/23 @ ROC (10 innings)
 Had a Walk-Off Win: 8/31/23 vs. SYR (9-8, Rafael Marchan RBI single)
 Swept a Doubleheader: 6/10/23 @ SYR (5-1;8-5)
 Swept a 2-Game Series (Home): 8/30/16-8/31/16 vs. PAW
 Swept a 2-Game Series (Road): 3/31/23-4/1 @ ROC
 Swept a 3-Game Series (Home): 7/14/23-7/16 vs. CLT
 Swept a 3-Game Series (Road): 6/5/18-6/7/18 @ GWN
 Swept a 4-Game Series (Home): 9/1/17-9/4/17 vs. SWB
 Swept a 4-Game Series (Road): 5/1/14-5/4/14 @ GWN
 Swept a 6-Game Series (Home): 8/29/23-9/3 vs. SYR
 Swept Two Straight Series: 5/7/18-5/12/18 vs. PAW (3), vs. BUF (3)
 Turned a Triple Play: 5/16/12 vs. IND [E. Kratz (2)-A. Blanco (6)-K. Frandsen (4); 8th inn.]
 No-Hitter: Never
 No-Hitter vs. IronPigs: 7/6/11 @ ROC
 Back-to-Back Shutouts: 7/14/23-7/15/23 vs. CLT
 One Hitter: 5/6/23 @ SYR (7)

IRONPIGS INDIVIDUAL LASTS:

Hit Walk-Off Home Run: Dustin Peterson (2R), 8/16/23 vs. JAX
 Hit a Grand Slam: Rafael Marchan, 9/7/23 @ BUF
 Hit Two Home Runs, Game: Kody Clemens, 9/15/23 @ ROC
 Two Hits, Inning: Aramis Garcia, 3rd Inning, 7/26/23 vs. SYR (2B, HR)
 Hit Inside-The-Park-Home Run: Jim Haley, 5/11/23 vs. MEM
 Position Player to Pitch: Esteban Quiroz, 9/5/23
 Struck Out 10+ Batters: Michael Plassmeyer (11), 8/3/22 vs. SYR
 Threw a Shutout: Connor Brogdon (2), Brett Schulze (1), Braden Zarbnisky (2), Luis Ortiz (2), 8/23/23 G2 @ SWB
 Threw a 9-inning Shutout: 7/15/23 vs. CLT, Drew Hutchinson (5), Noah Skirrow (4)
 Hit for the Cycle: Maikel Franco, 8/23/14 vs. SYR (G2)
 Six Hit Game: Never
 Five Hits, Game: Darick Hall, 8/10/23 @ ROC
 Three Doubles: Nick Maton, 5/20/22 @ ROC
 Four XBH: Kody Clemens, 8/10/23 @ ROC (3 HR, 1 2B)
 Two Triples: Will Toffey, 4/20/22 vs. ROC
 Two HBP: Aramis Garcia, 8/1/23 vs. BUF
 Three HBP: Jason Jaramillo, 6/7/08 vs. ROC
 Four Walks: Cal Stevenson, 9/20/23 vs. WOR
 Five Strikeouts (Hitting): Jordan Qsar, 6/15/23 vs. TOL
 Four Strikeouts (Hitting): Dustin Peterson, 7/21/23 @ TOL
 Four Runs Scored: Kody Clemens 8/10/23 @ ROC
 Seven RBI: Tyler Henson 5/4/14 @ GWN
 Six RBI: Weston Wilson, 9/8/23 @ BUF
 Three Stolen Bases: Cesar Hernandez, 7/1/13 vs. TOL
 20HR-20SB Season: Weston Wilson, 2023
 30HR-30SB Season: Weston Wilson, 2023

OPPONENTS TEAM LASTS:

Hit Back-to-Back HR: 9/3/23 vs. SYR (Daniel Palka, Danny Mendick)
 Hit Four Home Runs, Game: 6/11/23 @ SYR
 Scored 10+ Runs, Game: 9/5/23 @ BUF
 Recorded 10+ Hits, Game: 9/17/23 @ ROC
 Shutout IronPigs: 7/5/23 @ SWB (14-0)
 Won an Extra Inning Game: 9/17/23 @ ROC (13 innings, 8-7)
 Had a Walk-Off Win: 9/17/23 @ ROC (Darren Baker sac fly)
 Swept a Doubleheader: 8/26/23 @ SWB (7-4; 6-3)
 Swept a 2-Game Series (at CCP): 6/26/19-6/27/19 vs. ROC
 Swept a 2-Game Series (away from CCP): 9/1/15-9/2/15 @ PAW
 Swept a 3-Game Series (at CCP): 6/14/19-6/16/19 vs. COL
 Swept a 3-Game Series (away from CCP): 7/19/19 - 7/21/19 @ NOR
 Swept a 4-Game Series (at CCP): 7/20-7/23/12 vs. COL
 Swept a 4-Game Series (away from CCP): 4/16/15-4/19/15 @ BUF
 Swept a 5-Game Series (at CCP): 9/29/23-10/3 vs. WOR
 Swept Two Straight Series: 7/23-7/28/14 vs. PAW (2), @ BUF (4)

OPPONENTS INDIVIDUAL LASTS:

Hit Walk-Off Home Run: 7/7/23 @ SWB (Wilmer Difo)
 Hit a Grand Slam: 9/10/23 @ BUF (Damiano Palmegiani)
 Hit Two Home Runs, Game: Carlos Cortes (8/29/23 vs. SYR)
 Two Hits, Inning: Ben Rortvedt, 7/6/23 @ SWB (8th inning, HR, 1B)
 Hit Inside-The-Park-Home Run: Robert Refsnyder, 6/28/14 vs. SWB (off Barry Enright)
 Position Player to Pitch: Jack Dunn, 9/14/23 @ ROC
 Struck Out 10+ Batters: Joey Wentz, 7/21/23 @ TOL
 Threw a 9-Inning Shutout: Kyel Hart, 5/30/19 @ PAW
 Threw a Shutout: Tyler Eppler (7IP), 6/9/21 vs. ROC

LHV ALL-TIME

LARGEST COMEBACKS

1. 8 7/4/19 vs. PAW
Trailed 10-2 in B5
Won 12-10
2. 7 7/13/18 vs. BUF
Trailed 10-3 in B6
Won 14-13
- 7 7/19/10 @ IND
Trailed 8-1 in T4;
Won 10-8
- 7 7/8/15 vs. PAW
Trailed 8-1 in B5;
Won 9-8
5. 6 7/30/14 @ ROC
Trailed 6-0 in T9
Won 8-6
- 6 6/30/15 vs. SWB
Trailed 7-1 in B3
Won 12-8
- 6 8/1/23 vs. BUF

MISCELLANEOUS RECORDS

ALL-TIME IRONPIGS INTERNATIONAL LEAGUE LEADERS

HOMERUNS
2018 - Joey Meneses (23)

RBI's
2018 - Joey Meneses (82)

HITS
2018 - Joey Meneses (153)

RUNS
2011 - Rich Thompson (81)

TRIPLES
2013 - Cesar Hernandez (9)

STOLEN BASES
2011 - Rich Thompson (48)

TOTAL BASES
2018 - Joey Meneses (251)

SLUGING PCT.
2016 - Darin Ruf (.529)
2017 - Rhys Hoskins (.581)
2018 - Joey Meneses (.510)

ON-BASE PCT.
2017 - Rhys Hoskins (.385)

OPS PCT.
2017 - Rhys Hoskins (.966)

BASE ON BALLS
2009 - Andy Tracy (74)
2017 - J.P. Crawford (74)
2018 - Mitch Walding (73)

STRIKEOUTS
2017 - Dylan Cozens (194)

WINS
2016 - Ben Lively, Jake Thompson (11)
2018 - Cole Irvin (14)

LOSSES
2017 - Jake Thompson (14)
2018 - Tom Eshelman (13)

GAMES STARTED
2008 - Brian Mazzone (28)
2010 - Brian Mazzone (28)
2011 - Brian Bass (28)

SAVES
2014 - Luis Garcia (22)
2016 - Edward Mujica (26)
2017 - Pedro Beato (33)
2018 - Pedro Beato (35)

WINNING PCT.
2012 - Tyler Cloyd (.923)
2016 - Ben Lively, Jake Thompson (.688)
2018 - Cole Irvin (.778)

ERA
2012 - Tyler Cloyd (2.35)
2016 - Jake Thompson (2.50)
2018 - Cole Irvin (2.57)

INNINGS PITCHED
2010 - Brian Mazzone (165.0)

WHIP (WALKS+HITS/INNINGS PITCHED)
2012 - Tyler Cloyd (1.01)
2016 - Ben Lively (0.93)
2017 - Tom Eshelman (0.94)
2018 - Cole Irvin (1.05)

GAMES FINISHED
2017 - Pedro Beato (48)
2018 - Pedro Beato (56)

BEST & WORST HOMESTANDS ALL-TIME (MIN. 5 G)

DATES	W-L	PCT.	OPPONENT(S)	DATE	W-L	PCT	OPPONENT(S)
5/8-5/14/17	7-0	1.000	ROC, BUF	7/21-7/24/14	0-5	.000	BUF, PAW
8/29/23-9/3/23	6-0	1.000	SYR				
5/23-5/29/17	6-1	.857	IND, LOU	8/5-8/11/10	1-6	.143	GWN, BUF, PAW
5/18-5/26/13	7-1	.855	ROC, NOR	4/18-4/21/11	1-4	.200	SWB
8/31-9/7/09	7-2	.778	PAW, SYR, BUF	5/16-5/24/09	2-6	.250	GWN, DUR
6/8-6/16/13	6-2	.750	CHA, SWB	6/3-6/10/14	2-6	.250	LOU, IND
5/30-6/6/11	6-2	.750	GWN, CHA	8/7-8/13/17	2-5	.286	NOR, CHA
5/9-5/16/08	6-2	.750	COL, NOR				

BEST & WORST ROAD TRIPS ALL-TIME (MIN. 5 G)

DATES	W-L	PCT.	OPPONENT(S)	DATES	W-L	PCT.	OPPONENT(S)
6/15-6/22/09	7-1	.875	DUR, NOR	4/3-4/10/08	0-8	.000	SWB, PAW
5/15-5/21/17	6-1	.857	ROC, SYR	7/4-7/7/13	0-5	.000	SYR, SWB
6/20-6/26/16	6-1	.857	NOR, DUR	8/22-8/27/23	1-6	.143	SWB
7/18-7/24/16	6-1	.857	IND, LOU	4/19-4/25/08	1-6	.143	SYR, ROC
7/18-7/23/23	5-1	.723	TOL	8/18-8/23/08	1-5	.167	BUF, SWB
4/14-4/17/11	4-1	.800	ROC, SYR	7/25-7/30/14	1-5	.167	BUF, ROC
				8/15-8/20/17	1-5	.167	NOR, CHA
				4/11-4/16/23	1-5	.167	DUR

ALL-TIME SHUTOUTS

2008 (6/6)	SCR	H	SHO	12 9/3 vs. BUF (9)	3-0	2	2015 (10/77)	SCR	H	SHO	
1 5/13 vs. NOR (9)	7-0	7		2012 (12/46)	SCR	H	SHO	1 5/30 @ CHA (9)	1-0	4	
2 6/11 vs. BUF (7)	3-0	3	Mazone	1 4/5 vs. SWB (9)	3-0	1		2 6/4 vs. IND (9)	8-0	4	
3 6/23 @ DUR (9)	7-0	5		2 4/9 @ PAW (9)	1-0	6		3 6/12 @ NOR (14)	1-0	10	
4 7/3 vs. SWB (9)	2-0	2		3 5/15 vs. IND (9)	4-0	3		4 6/14 @ NOR (9)	2-0	8	
5 7/6 vs. LOU (9)	2-0	5	Walrond	4 5/16 vs. IND (9)	1-0	8		5 6/18 vs. BUF (9)	3-0	9	
6 7/24 vs. DUR (7)	2-0	4	Walrond	5 5/17 vs. IND (9)	1-0	5		6 7/12 @ PAW (9)	4-0	4	
2009 (10/16)	SCR	H	SHO	6 5/18 vs. IND (9)	3-0	6		7 7/17 @ ROC (9)	1-0	4	
1 4/28 @ SWB (9)	6-0	7		7 5/22 vs. LOU (9)	2-0	5	Bush	8 8/8 @ COL (9)	12-0	4	
2 5/5 vs. BUF (7)	3-0	3	Lehr	8 7/27 vs. NOR (7)	3-0	4	Cloyd	9 8/9 @ COL (9)	9-0	7	
3 6/5 @ IND (9)	3-0	5		9 8/10 vs. SYR (9)	6-0	3		10 8/22 @ PAW (9)	2-0	6	
4 6/17 @ DUR (11)	4-0	8		10 8/21 vs. TOL (7)	1-0	3	Pettibone	2016 (18/95)	SCR	H	SHO
5 6/27 vs. NOR (9)	5-0	6		11 8/22 @ ROC (9)	1-0	4		1 4/12 @ ROC (7)	4-0	5	
6 7/5 @ SYR (9)	2-0	7		12 9/2 vs. BUF (9)	6-0	3		2 4/17 vs. ROC	3-0	2	
7 7/8 vs. PAW (9)	12-0	3		2013 (12/58)	SCR	H	SHO	3 4/27 @ SWB	2-0	4	
8 8/7 @ SWB (9)	4-0	7		1 4/13 @ SYR (9)	6-0	4		4 5/15 @ TOL	5-0	4	
9 8/22 @ PAW (11)	3-0	3		2 5/24 vs. NOR (9)	4-0	8		5 5/18 vs. SYR	3-0	4	
10 9/7 vs. BUF (9)	3-0	8		3 5/31 vs. GWN (9)	2-0	6		6 5/22 vs. TOL (7)	3-0	1	
2010 (6/22)	SCR	H	SHO	4 6/4 @ BUF (9)	4-0	8		7 6/6 @ CHA (6)	3-0	2	Lively
1 4/13 @ PAW (9)	12-0	8		5 6/7 @ BUF (7)	4-0	3		8 6/10 vs. GWN	4-0	6	
2 6/7 vs. CHA (9)	1-0	3		6 6/18 @ TOL (9)	3-0	7		9 7/6 vs. ROC	2-0	4	
3 6/8 vs. TOL (9)	3-0	5		7 6/20 @ TOL (9)	3-0	5		10 7/15 vs. BUF	10-0	3	
4 6/17 vs. SWB (9)	2-0	3		8 6/30 vs. TOL (9)	5-0	3		11 7/18 @ IND	4-0	4	
5 8/23 vs. ROC (6)	7-0	6	Taubenheim	9 7/1 vs. TOL (9)	7-0	4		12 7/20 @ IND	2-0	7	
6 8/31 vs. SWB (9)	6-0	4		10 7/3 vs. SYR (9)	2-0	5		13 7/30 @ ROC	3-0	4	
2011 (12/34)	SCR	H	SHO	11 7/27 @ PAW (9)	10-0	5		14 8/14 vs. IND	1-0	3	
1 4/29 vs. PAW (9)	3-0	3		12 8/25 @ BUF (9)	7-0	7		15 8/16 vs. PAW	1-0	10	
2 5/9 @ TOL (9)	1-0	4		2014 (9/67)	SCR	H	SHO	16 8/23 vs. SWB	8-0	6	
3 6/1 @ GWN (9)	8-0	2		1 4/3 @ PAW (9)	4-0	2		17 8/31 vs. PAW	2-0	5	
4 6/2 @ GWN (9)	4-0	3		2 4/9 vs. BUF (7)	1-0	3		18 9/5 vs. ROC	7-0	4	
5 6/6 @ CHA (9)	3-0	4		3 4/17 @ SYR (7)	4-0	4	Smith	2017 (14/109)	SCR	H	SHO
6 6/8 vs. DUR (9)	6-0	3		4 5/24 vs. TOL (9)	1-0	6		1 4/11 @ SWB	6-0	7	
7 6/19 @ PAW (9)	2-0	4		5 6/2 @ DUR (9)	3-0	4		2 4/23 vs. TOL	1-0	3	
8 7/1 @ BUF (9)	2-0	5		6 6/13 @ ROC (9)	3-0	10		3 5/7 @ BUF (7)	1-0	3	
9 7/2 vs. ROC (9)	1-0	7		7 6/26 vs. ROC (9)	1-0	5		4 5/8 vs. ROC	9-0	5	
10 7/9 @ SYR (9)	6-0	5		8 7/20 @ SYR (7)	5-0	4		5 5/14 vs. BUF (7)	1-0	4	
11 7/24 vs. COL (9)	4-0	2		9 8/11 @ COL (9)	4-0	9		6 5/15 @ ROC	1-0	2	

ALL-TIME SHUTOUTS

7	5/31 @ IND (9)	6-0	5	Eshelman	2	7/3 @ BUF (7)	4-0	3
8	6/19 @ PAW	5-0	5		3	7/25 vs. WOR	3-0	2
9	6/20 @ PAW	7-0	5		4	9/10 @ WOR	6-0	1
10	7/2 vs. ROC	3-0	5		5	9/22 @ BUF (7)	3-0	5
11	7/4 @ SYR	8-0	9		<u>2022 (2/140) SCR H SHO</u>			
12	7/25 vs. GWN	5-0	3		1	4/30 @ SWB	2-0	3
13	8/26 @ PAW	3-0	4		2	7/16 @ CLT	6-0	5
14	9/3 vs. SWB	2-0	2		<u>2023 (7/147) SCR H SHO</u>			
<u>2018 (13/122)</u>		SCR	H	SHO	1	4/8 vs. SWB (7)	3-0	3
1	4/11 @ SWB	2-0	4		2	4/26 @ JAX	2-0	2
2	4/29 vs. SWB (G1)	4-0	6		3	5/6 @ SYR	4-0	1
3	4/29 vs. SWB (G2)	3-0	3		4	6/14 vs. TOL	6-0	7
4	5/9 vs. PAW	3-0	2		5	7/14 vs. CLT	8-0	6
5	5/11 vs. BUF	3-0	1		6	7/15 vs. CLT	4-0	5
6	5/12 vs. BUF	1-0	3		7	8/23 @ SWB (7)	6-0	3
7	5/19 @ SYR	5-0	7					
8	5/30 vs. CHA	5-0	4					
9	6/12 vs. CHA	5-0	4					
10	7/15 vs. BUF (G1)	8-0	5					
11	7/30 @ BUF	2-0	5					
12	8/1 @ BUF (G1)	1-0	5					
13	8/12 @ LOU	4-0	4					
<u>2019 (11/133)</u>		SCR	H	SHO				
1	4/7 vs. ROC	7-0	6					
2	4/12 at ROC	3-0	2					
3	5/27 vs. BUF	5-0	5					
4	5/30 @ PAW	4-0	5	Hart				
5	5/31 @ SWB	8-0	7					
6	6/21 @ COL	14-0	7					
7	7/24 vs. TOL	13-0	8					
8	8/1 vs. BUF	6-0	6					
9	8/10 vs. CHA	1-0	3					
10	8/19 vs. SYR	1-0	4					
11	8/29 @ SYR	2-0	6					
<u>2021 (5/138)</u>		SCR	H	SHO				
1	5/26 vs. WOR	6-0	1					

IRONPIGS BATTING RECORDS

SINGLE-SEASON BATTING TOP-10 LISTS

BATTING AVG*

1.	Ali Castillo (2019)	.316
2.	Mike Cervenak (2008)	.311
	Joey Meneses (2018)	.311
4.	Cesar Hernandez (2013)	.309
5.	Mike Cervenak (2009)	.305
	Brandon Watson (2008)	.305
7.	Kevin Frandsen (2012)	.302
t-8	Simon Muzziotti (2023)	.296
t-8	Brian Bogusevic (2015)	.296
9.	Darin Ruf (2016)	.294

GAMES

1.	Dylan Cozens (2017)	135
2.	Cody Overbeck (2012)	133
	Maikel Franco (2014)	133
4.	Joey Meneses (2018)	130
5.	Andy Tracy (2009)	129
6.	John Mayberry (2010)	128
	Malquin Canelo (2019)	128
8.	J.P. Crawford (2017)	127

AT-BATS

1.	Maikel Franco (2014)	521
2.	Brandon Watson (2008)	518
3.	Nick Williams (2016)	497
	Chase d'Arnaud (2015)	497
5.	John Mayberry (2010)	495
6.	Joey Meneses (2018)	492
7.	Dylan Cozens (2017)	476
8.	J.P. Crawford (2017)	474
9.	Simon Muzziotti (2023)	473

HITS

1.	Brandon Watson (2008)	158
2.	Joey Meneses (2018)	153
3.	Mike Cervenak (2008)	142
4.	Mike Cervenak (2009)	141
5.	Simon Muzziotti (2023)	140
6.	Brian Bogusevic (2015)	138
7.	Maikel Franco (2014)	134
8.	Chase d'Arnaud (2015)	133
9.	John Mayberry (2010)	132

DOUBLES

1.	Mike Cervenak (2009)	36
2.	Andy Tracy (2008)	34
3.	Kevin Frandsen (2012)	34
4.	Nick Williams (2016)	33
	Maikel Franco (2014)	33
6.	Tyler Henson (2015)	31
	Brandon Moss (2011)	31
8.	Delwyn Young (2011)	30
	Mike Cervenak (2008)	30
	Jake Cave (2023)	30

TRIPLES

1.	Cesar Hernandez (2013)	9
2.	Mickey Moniak (2021)	8
3.	Rich Thompson (2011)	8
4.	J.P. Crawford (2017)	6
	Nick Williams (2016)	6
	Pete Orr (2013)	6
7.	Six Players Tied	5

HOME RUNS

1.	Weston Wilson (2023)	31
2.	Rhys Hoskins (2017)	29
3.	Darick Hall (2022)	28
4.	Dylan Cozens (2017)	27
5.	Andy Tracy (2009)	26
6.	Brandon Moss (2011)	23
	Joey Meneses (2018)	23
8.	Andy Tracy (2008)	22
9.	Andy Tracy (2010)	21
	Deivy Grullon (2019)	21

RBI

1.	Andy Tracy (2009)	96
2.	Rhys Hoskins (2017)	91
3.	Darick Hall (2022)	88
4.	Weston Wilson (2023)	86
5.	Andy Tracy (2008)	85
6.	Joey Meneses (2018)	82
7.	Brandon Moss (2011)	80
	Andy Tracy (2010)	80
9.	Maikel Franco (2014)	78
10.	Mike Cervenak (2009)	77

RUNS

1.	Weston Wilson (2023)	90
2.	Rich Thompson (2011)	81
3.	Rhys Hoskins (2017)	78
	Nick Williams (2016)	78
	Brandon Watson (2008)	78
6.	Chase d'Arnaud (2015)	77
7.	Andy Tracy (2009)	76
8.	J.P. Crawford (2017)	75
	John Mayberry (2010)	75
	Joey Meneses (2018)	75

WALKS

1.	J.P. Crawford (2017)	79
2.	Weston Wilson (2023)	75
3.	Andy Tracy (2009)	74
4.	Andy Tracy (2010)	68
5.	Andy Tracy (2008)	65
6.	Rhys Hoskins (2017)	64
7.	Brandon Moss (2011)	62
	Mitch Walding (2019)	62
8.	Brock Stassi (2016)	60
9.	Dylan Cozens (2017)	58

STOLEN BASES

1.	Rich Thompson (2011)	48
2.	Weston Wilson (2023)	32
3.	Cesar Hernandez (2013)	31
4.	Chase d'Arnaud (2015)	28
	Rich Thompson (2010)	28
5.	Tyler Henson (2015)	26
	Rich Thompson (2009)	26
	Simon Muzziotti (2023)	26
7.	Rich Thompson (2008)	25
8.	Kingery ('23) / Bougesevic ('15)	24

HIT-BY-PITCH

1.	Dean Anna (2018)	18
2.	Kevin Frandsen (2011)	16
	Rich Thompson (2011)	16
4.	Darick Hall (2021)	12
5.	Chase d'Arnaud (2015)	11
	Erik Kratz (2011)	11
7.	Jorge Bonifacio (2022)	10
8.	Four Players Tied	9

SAC FLIES

1.	Josh Barfield (2011)	9
2.	Mike Cervenak (2009)	8
	David Newhan (2009)	8
	Mickey Moniak (2021)	8
5.	Tyler Henson (2015)	7
	Andy Tracy (2009)	7
	Ali Castillo (2019)	7
	Cal Stevenson (2023)	7
9.	Twelve Players Tied	6

SAC BUNTS

1.	Dean Anna (2018)	12
2.	Mike Rouse (2008)	11
3.	Rich Thompson (2011)	10
	Brandon Watson (2008)	10
	Malquin Canelo (2019)	10
6.	Tyler Henson (2014)	9
7.	Rich Thompson (2010)	8
	Leandro Castro	8

GIDP

1.	Joey Meneses (2018)	32
2.	Brennan King (2008)	16
	Andy Tracy (2008)	16
	Maikel Franco (2014)	16
5.	Dustin Peterson (2022)	15
	Cam Perkins (2016)	14
	Brian Bocock (2009)	14
	John Mayberry (2009)	14
	Kevin Frandsen (2012)	14
	Darick Hall (2022)	14
9.	Seven Players Tied	13

* Must have enough AB's to qualify for league lead (2.7 PA x Team's Games)

IRONPIGS BATTING RECORDS

CAREER BATTING TOP-10 LISTS

BATTING AVG*

1. Ali Castillo (2019)	.316
2. Joey Meneses (2018)	.311
3. Mike Cervenak ('08-09)	.308
4. Brandon Watson (2008)	.305
5. Kevin Frandsen ('11-12)	.302
6. Cody Asche ('13-16)	.297
7. Brian Bogusevic (2015)	.296
8. Simon Muzziotti ('21-23)	.292
9. Steve Susdorf ('12-14)	.291
10. Cesar Hernandez ('12-14)	.286

GAMES

1. Rich Thompson ('08-12)	469
2. Andy Tracy ('08-10)	378
3. Cody Overbeck ('11-13)	323
4. Scott Kingery ('17, '21-23)	298
5. Darick Hall ('21-23)	296
6. Tyler Henson ('13-15)	269
Steve Susdorf ('12-14)	269
8. Cam Perkins ('14, '16-17)	267
9. John Mayberry Jr. ('09-14)	254
10. Pete Orr ('11-12)	251

AT-BATS

1. Rich Thompson ('08-12)	1657
2. Andy Tracy ('08-10)	1308
3. Cody Overbeck ('11-13)	1124
4. Darick Hall ('21-23)	1080
5. Scott Kingery ('17, '21-23)	1047
6. Nick Williams ('16-'17, '19)	969
7. John Mayberry ('09-14)	957
8. Tyler Henson ('13-15)	946
9. Cam Perkins ('14, '16-17)	920
10. Mike Cervenak ('08-09)	918

HITS

1. Rich Thompson ('08-12)	452
2. Andy Tracy ('08-10)	356
3. Cody Overbeck ('11-13)	289
4. Darick Hall ('21-23)	281
5. Mike Cervenak ('08-09)	283
6. Nick Williams ('16-'17, '19)	267
7. Scott Kingery ('17, '21-23)	260
8. Tyler Henson ('13-15)	252
9. John Mayberry ('09-14)	249
10. Cam Perkins ('14, '16-17)	248

DOUBLES

1. Rich Thompson ('08-12)	83
2. Andy Tracy ('08-10)	80
3. Tyler Henson ('13-15)	67
Cody Overbeck ('11-13)	67
5. Mike Cervenak ('08-09)	66
6. Nick Williams ('16-'17, '19)	64
7. Darcik Hall ('21-23)	62
8. John Mayberry ('09-14)	55
Steve Susdorf ('12-14)	55
10. Nick Williams ('16-17)	49

TRIPLES

1. Rich Thompson ('08-12)	26
2. Cesar Hernandez ('12-13)	13
3. Scott Kingery ('17, '21-23)	12
4. J.P. Crawford ('16-17)	11
5. Pete Orr ('11-13)	10
Nick Williams ('16-17, '19)	10
7. Cam Perkins ('14, '16-17)	8
8. Tyler Henson ('13-15)	6
Maikel Franco ('14-15, '19)	6
10. Eight Players Tied	5

HOME RUNS

1. Andy Tracy ('08-10)	69
2. Darick Hall ('21-23)	60
3. Dylan Cozens ('17-'19)	55
4. Cody Overbeck ('11-13)	39
5. Nick Williams ('16-17, '19)	38
6. John Mayberry ('09-14)	33
7. Mitch Walding ('18-19)	30
Weston Wilson ('23)	30
9. Rhys Hoskins (2017)	29
10. Darin Ruf ('13-16)	28
Scott Kingery ('17, '21-23)	28
Dustin Peterson ('22-'23)	28

RBI

1. Andy Tracy ('08-10)	261
2. Darick Hall ('21-23)	205
3. Cody Overbeck ('11-13)	162
3. Rich Thompson ('08-12)	150
4. Dylan Cozens ('17-19)	148
5. Mike Cervenak ('08-09)	143
6. Nick Williams ('16-17, '19)	133
7. Darin Ruf ('13-16)	129
8. John Mayberry ('09-14)	127
9. Tyler Henson ('13-15)	117

RUNS

1. Rich Thompson ('08-12)	244
2. Andy Tracy ('08-10)	211
3. Scott Kingery ('17, '21-23)	171
4. Nick Williams ('16-17)	154
5. Darick Hall ('21-23)	151
4. John Mayberry ('09-14)	139
5. Dylan Cozens ('17-19)	137
6. Mike Cervenak ('08-09)	131
7. Cody Overbeck ('11-13)	125
8. Tyler Henson ('13-15)	124

WALKS

1. Andy Tracy ('08-10)	207
2. Rich Thompson ('08-12)	147
3. Darick Hall ('21-23)	139
4. Mitch Walding ('18-19)	135
5. Scott Kingery ('17, '21-23)	128
6. Dylan Cozens ('17-19)	126
7. J.P. Crawford ('16-17)	116
8. Steve Susdorf ('12-14)	89
9. John Mayberry ('09-14)	81

STOLEN BASES

1. Rich Thompson ('08-12)	134
2. Scott Kingery ('17, '21-23)	55
3. Tyler Henson ('13-15)	48
4. Cesar Hernandez ('12-14)	44
5. Pete Orr ('11-13)	40
6. Weston Wilson ('23)	32
7. Dom. Brown ('12-12, '15)	31
8. Simon Muzziotti ('21-'23)	29
9. Leandro Castro ('13-14)	27

HIT-BY-PITCH

1. Rich Thompson ('08-12)	37
2. Kevin Frandsen ('11-12)	24
3. Dean Anna (2018)	18
4. Darick Hall ('21-23)	17
5. Cody Overbeck ('11-13)	15
Nick Williams ('16-'17, '19)	15
7. Erik Kratz ('11-13, '15)	14
John Mayberry ('09-14)	14
9. Mike Cervenak ('08-09)	13

SAC FLIES

1. Andy Tracy ('08-10)	19
2. Tyler Henson ('13-15)	15
Steve Susdorf ('12-14)	15
4. Mike Cervenak ('08-09)	14
5. Darin Ruf ('13-16)	13
6. John Mayberry ('09-14)	12
7. Dylan Cozens ('17-'18)	11
Darick Hall ('21-23)	11

SAC BUNTS

1. Rich Thompson ('08-12)	28
2. Tyler Henson ('13-15)	16
3. Pete Orr ('11-13)	12
Leandro Castro ('13-14)	12
Freddy Galvis ('11, '13-14)	12
Dean Anna (2018)	12
6. Mike Rouse (2008)	11
7. Three Players Tied	10

GDP

1. Andy Tracy ('08-10)	38
2. Joey Meneses (2018)	32
3. Cody Overbeck ('11-12)	31
4. Rich Thompson ('08-12)	29
5. Darick Hall ('21-23)	27
5. Mike Cervenak ('08-09)	24
6. Kevin Frandsen ('11-12)	23
Cam Perkins ('14, '16-17)	23

* Must have enough AB's to qualify for league lead (2.7 PA x Team's Games)

IRONPIGS PITCHING RECORDS

SINGLE-SEASON PITCHING TOP-10 LISTS

ERA*

1.	Tom Eshelman (2017)	2.23
2.	Tyler Cloyd (2012)	2.35
3.	Jake Thompson (2016)	2.50
4.	Cole Irvin (2018)	2.57
5.	E. De Los Santos (2018)	2.63
6.	Ben Lively (2016)	3.06
7.	Kyle Kendrick (2009)	3.34
8.	Drew Carpenter (2009)	3.35
9.	J.A. Happ (2008)	3.60
10.	Brian Bass (2011)	3.81

WINS

1.	Cole Irvin (2018)	14
2.	Tyler Cloyd (2012)	12
3.	Ben Lively (2016)	11
	Jake Thompson (2016)	11
	Ethan Martin (2013)	11
	Drew Carpenter (2009)	11
7.	Tom Eshelman (2017)	10
	David Buchanan (2016)	10
	Ryan Feierabend (2011)	10
10.	Six Players Tied	9

LOSSES

1.	Jake Thompson (2017)	14
2.	Tom Eshelman (2018)	13
	Brian Mazone (2010)	13
3.	Pat Misch (2012)	12
	Brian Mazone (2008)	12
	Joe Savery (2010)	12
6.	Five Players Tied	11

GAMES

1.	Scott Mathieson (2010)	54
2.	Matt Childers (2008)	53
3.	Pedro Beato (2017)	52
	Pat Venditte (2017)	52
	Mike Zagurski (2010)	52
	Nick Duron (2022)	52
6.	Gary Majewski (2009)	51
7.	Oscar Villarreal (2010)	49
	Ben Bowden (2023)	49
9.	Two Players Tied	48

GAMES STARTED

1.	Brian Bass (2011)	28
	Brian Mazone (2010)	28
	Brian Mazone (2008)	28
4.	Drew Carpenter (2010)	27
5.	David Buchanan (2016)	26
	Scott Elarton (2012)	26
	Greg Smith (2014)	26
7.	Nate Bump (2011)	25
	Sean O'Sullivan (2014)	25
9.	Two Players Tied	24

COMPLETE GAMES

1.	Tom Eshelman (2017)	3
2.	Anthony Vasquez (2016)	2
	Les Walrond (2008)	2
	Tyler Cloyd (2013)	2
5.	27 Players Tied	1

SHUTOUTS

1.	Les Walrond (2008)	2
2.	11 Players Tied Most Recent	1
	Colton Eastman (2021)	1
	E. De Los Santos (2018)	1
	Tom Eshelman (2017)	1
	Nick Pivetta (2017)	1
	Ben Lively (2016)	1
	Greg Smith (2014)	1
	Dave Bush (2012)	1
	Five Other Players Tied	1

SAVES

1.	Pedro Beato (2018)	35
2.	Pedro Beato (2017)	33
3.	Scott Mathieson (2010)	26
4.	Edward Mujica (2016)	23
5.	Luis Garcia (2014)	22
6.	Matt Childers (2008)	20
7.	Dustin McGowan (2015)	15
	Phillippe Aumont (2012)	15
9.	Luis Garcia (2016)	13
10.	Jake Diekman (2013)	11

HOLDS

1.	Cedrick Bowers (2009)	12
2.	Mike Zagurski (2010)	11
	Michael Kelly (2022)	11
4.	David Purcey (2012)	10
	Cesar Jimenez (2014)	10
6.	Michael Mariot (2017)	9
	Mike Zagurski (2011)	9
	Jeremy Walker (2023)	9
9.	Six Players Tied	8

INNINGS

1.	David Buchanan (2016)	167.1
2.	Brian Mazone (2010)	165.0
3.	Brian Mazone (2008)	164.2
4.	Cole Irvin (2018)	161.1
5.	Brian Bass (2011)	158.1
6.	Greg Smith (2014)	157.1
7.	Drew Carpenter (2009)	156.0
8.	Drew Carpenter (2010)	151.0
9.	Sean O'Sullivan (2014)	148.2
10.	Kyle Kendrick (2009)	143.0

HITS

1.	Tom Eshelman (2018)	189
2.	Brian Mazone (2008)	176
	Greg Smith (2014)	176
4.	Brian Mazone (2010)	174
5.	Nate Bump (2011)	172
6.	Brian Bass (2011)	170
7.	David Buchanan (2016)	163
8.	Drew Carpenter (2009)	162
9.	Scott Elarton (2012)	160
10.	Joe Savery (2010)	154

RUNS

1.	Tom Eshelman (2018)	105
2.	Scott Elarton (2012)	93
3.	Brian Mazone (2010)	85
4.	Ryan Feierabend (2011)	84
	Greg Smith (2014)	84
6.	Jake Thompson (2017)	83
	Nate Bump (2011)	83
8.	Sean O'Sullivan (2014)	82
9.	David Buchanan (2016)	81
	Brian Mazone (2008)	81

EARNED RUNS

1.	Tom Eshelman (2018)	91
2.	Scott Elarton (2012)	82
3.	Ryan Feierabend (2011)	79
4.	Greg Smith (2014)	77
5.	Brian Mazone (2008)	75
6.	David Buchanan (2016)	74
	Nate Bump (2011)	74
	Travis Blackley (2008)	74
9.	Sean O'Sullivan (2014)	71
10.	Brian Mazone (2010)	70

WALKS

1.	Tom Cochran (2012)	70
2.	Ethan Martin (2013)	67
3.	Travis Blackley (2008)	59
4.	Brad Lincoln (2014)	58
5.	Brian Bass (2011)	56
6.	Drew Carpenter (2010)	54
	Scott Elarton (2012)	54
	Kyle Dohy (2019)	59
9.	Mark Appel (2017)	53
	Noah Skirrow (2023)	53

STRIKEOUTS

1.	J.A. Happ (2008)	151
2.	Cole Irvin (2018)	131
3.	Drew Carpenter (2009)	120
	Drew Carpenter (2010)	116
	Brian Mazone (2008)	116
6.	E. De Los Santos (2018)	110
	Carlos Carrasco (2009)	112
	Brad Lincoln (2014)	112
9.	Ethan Martin (2013)	107
10.	Tom Cochran (2012)	106

* Must have enough IP to qualify for league lead (0.8 IP x Team's Games)

IRONPIGS PITCHING RECORDS

SINGLE-SEASON PITCHING TOP-10 LISTS

ERA*

1.	Tom Eshelman (2017)	2.23
2.	Jake Thompson (2016)	2.50
	Brian Gordon ('10-11)	2.50
4.	Cesar Jimenez ('13-15)	2.80
5.	Ben Lively (2016)	3.06
6.	Scott Mathieson ('10-11)	3.07
	Cole Irvin ('18-19)	3.07
8.	Les Walrond ('08, '11)	3.08
9.	Kyle Kendrick (2009)	3.34

WINS

1.	David Buchanan ('13-16)	24
	Drew Carpenter ('08-11)	24
3.	Ben Lively ('16-17)	21
4.	Cole Irvin ('18-19)	20
5.	Brian Mazone ('08-10)	18
6.	Tyler Cloyd ('12-13)	17
	Greg Smith ('13-14)	17
8.	Jake Thompson ('16-17)	16
9.	E. De Los Santos ('18-19)	15

LOSSES

1.	Brian Mazone ('08-10)	31
2.	Jake Thompson ('16-17)	19
	Drew Carpenter ('08-11)	19
4.	Joe Savery ('09-13)	16
5.	Tom Eshelman ('17-18)	16
6.	Adam Morgan ('13, '15-17)	15
	David Buchanan ('13-16)	15
	Greg Smith ('13-14)	15

GAMES

1.	Phillippe Aumont ('11-15)	140
2.	Cesar Jimenez ('13-15)	115
	Pedro Beato ('17-18)	115
4.	Luis Garcia ('13-14, '16-17)	99
5.	Mike Zagurski ('10-11)	98
6.	Joe Savery ('09-13)	93
7.	Colton Murray ('15-17)	91
8.	Drew Carpenter ('08-11)	87
9.	Scott Mathieson ('10-11)	84
10.	Michael Schwimer ('10-12)	78

GAMES STARTED

1.	Brian Mazone ('08-10)	67
2.	David Buchanan ('13-16)	54
3.	Drew Carpenter ('08-11)	53
4.	Nate Bump ('10-11)	45
	Tom Eshelman ('17-18)	45
6.	Jake Thompson ('16-17)	43
7.	Tom Cochran ('12-13)	42
8.	Tyler Cloyd ('12-13)	41
	E. De Los Santos ('18-19)	41
	Cole Irvin ('18-19)	41

COMPLETE GAMES

1.	Tom Eshelman (2017)	3
	Anthony Vasquez ('15-16)	3
	Tyler Cloyd ('12-13)	3
4.	Ben Lively ('16-17)	2
	Les Walrond ('08, '11)	2
	Colton Eastman ('22-23)	2
6.	24 Players Tied	1

SHUTOUTS

1.	Les Walrond ('08, '11)	2
2.	10 Players; Most Recent:	1
	E. De Los Santos ('18-19)	
	Cole Irvin ('18-19)	
	Tom Eshelman (2017)	
	Nick Pivetta (2017)	
	Ben Lively ('16-17)	
	Greg Smith (2014)	
	Dave Bush ('11-12)	
	Five Other Players Tied	

SAVES

1.	Pedro Beato (2017-2018)	68
2.	Luis Garcia ('13-14, '16)	39
3.	Scott Mathieson ('10-11)	31
4.	Edward Mujica (2016)	23
5.	Jake Diekman ('12-13, '15)	21
6.	Phillippe Aumont ('11-13)	20
	Matt Childers (2008)	20
8.	Michael Schwimer ('10-12)	16
9.	Dustin McGowan (2015)	16
10.	Mike Zagurski ('10-11)	14

HOLDS

1.	Cesar Jimenez ('13-15)	21
2.	Mike Zagurski ('10-11)	20
2.	Michael Mariot ('16-17)	17
3.	Phillippe Aumont ('11-15)	13
4.	Michael Schwimer ('10-12)	12
	Cedrick Bowers (2009)	12
6.	Colton Murray ('15-17)	11
6.	Hector Neris ('14-15)	11
	Justin DeFratras ('11-14)	11
	Michael Kelly (2022)	11

INNINGS

1.	Brian Mazone ('08-10)	383.2
2.	Drew Carpenter ('08-11)	374.1
3.	David Buchanan ('13-16)	318.0
4.	Greg Smith ('13-14)	255.1
5.	Cole Irvin ('18-19)	255.0
6.	Tyler Cloyd ('12-13)	254.2
7.	Jake Thompson ('16-17)	248.0
8.	Nate Bump ('10-11)	241.1
9.	Joe Savery ('09-13)	238.1
10.	Phillippe Aumont ('11-15)	224.0

HITS

1.	Brian Mazone ('08-10)	413
2.	Drew Carpenter ('08-11)	368
3.	David Buchanan ('13-16)	324
4.	Nate Bump ('10-11)	295
5.	Greg Smith ('13-14)	283
6.	Joe Savery ('09-13)	264
	Jake Thompson ('16-17)	264
8.	Cole Irvin ('18-19)	248
9.	Tyler Cloyd ('12-13)	230
10.	A. Morgan ('13, '15-17)	227

RUNS

1.	Brian Mazone ('08-10)	189
2.	Drew Carpenter ('08-11)	157
3.	David Buchanan ('13-16)	141
4.	Joe Savery ('09-13)	132
5.	Nate Bump ('10-11)	130
6.	Jake Thompson ('16-17)	127
7.	Tom Cochran ('12-13)	124
8.	Greg Smith ('13-14)	122
9.	Adam Morgan ('13, '15-17)	105
10.	Tyler Cloyd ('12-13)	109

EARNED RUNS

1.	Brian Mazone ('08-10)	166
2.	Drew Carpenter ('08-11)	140
3.	David Buchanan ('13-16)	129
4.	Tom Eshelman ('17-18)	121
5.	Nate Bump ('10-11)	114
6.	Greg Smith ('13-14)	113
7.	Joe Savery ('09-13)	111
	Tom Cochran ('12-13)	111
9.	Jake Thompson ('16-17)	105
10.	Tyler Cloyd ('12-13)	96

WALKS

1.	Phillippe Aumont ('11-13)	166
2.	Tom Cochran ('12-13)	117
3.	Drew Carpenter ('08-11)	115
4.	Joe Savery ('09-13)	99
5.	Tom Eshelman ('17-18)	96
6.	David Buchanan ('13-16)	93
7.	Ethan Martin (2013)	88
8.	Jake Thompson ('16-17)	84
9.	E. De Los Santos ('18-19)	78
10.	Brian Mazone ('08-10)	75

STRIKEOUTS

1.	Drew Carpenter ('08-11)	306
2.	Phillippe Aumont ('11-15)	261
3.	Brian Mazone ('08-10)	253
4.	Cole Irvin ('18-19)	196
5.	David Buchanan ('13-16)	193
	E. De Los Santos ('18-19)	193
6.	Tyler Cloyd ('12-13)	186
7.	Tom Eshelman ('17-18)	184
8.	Jake Thompson ('16-17)	177
9.	J.A. Happ ('08, '10)	173

YEAR-BY-YEAR INDIVIDUAL TEAM LEADERS

STAT	2008	2009	2010	2011	2012
G	128 (Knott, J.)	129 (Tracy, A.)	128 (Mayberry Jr., J.)	126 (Young, D.)	133 (Overbeck, C.)
AVG	.311 (Cervenak, M.)	.305 (Cervenak, M.)	.275 (Tracy, A.)	.288 (Kratz, E.)	.302 (Frandsen, K.)
AB	518 (Watson, B.)	462 (Cervenak, M.)	495 (Mayberry Jr., J.)	452 (Barfield, J.)	458 (Overbeck, C.)
R	78 (Watson, B.)	76 (Tracy, A.)	75 (Mayberry Jr., J.)	81 (Thompson, R.)	58 (Overbeck, C.)
H	158 (Watson, B.)	141 (Cervenak, M.)	132 (Mayberry Jr., J.)	120 (Moss, B.)	118 (Frandsen, K.)
2B	34 (Tracy, A.)	36 (Cervenak, M.)	25 (Mayberry Jr., J.)	31 (Moss, B.)	34 (Frandsen, K.)
3B	5 (Thompson, R.)	7 (Thompson, R.)	5 (Wise, D.)	8 (Thompson, R.)	3 (Pridie, J.)
HR	22 (Tracy, A.)	26 (Tracy, A.)	21 (Tracy, A.)	23 (Moss, B.)	14 (Overbeck, C.)
RBI	85 (Tracy, A.)	96 (Tracy, A.)	80 (Tracy, A.)	80 (Moss, B.)	71 (Overbeck, C.)
BB	65 (Tracy, A.)	74 (Tracy, A.)	68 (Tracy, A.)	62 (Moss, B.)	39 (2 Players)
K	111 (Knott, J.)	110 (Tracy, A.)	114 (Tracy, A.)	127 (Moss, B.)	113 (Overbeck, C.)
SB	25 (Thompson, R.)	26 (Thompson, R.)	28 (Thompson, R.)	48 (Thompson, R.)	16 (Orr, P.)
E	18 (Rouse, M.)	12 (Furmaniak, J.)	23 (Ransom, C.)	16 (Bocock, B.)	18 (Blanco, A.)
W	9 (Mazone, B.)	11 (2 Players)	8 (Carpenter, D.)	10 (Feierabend, R.)	12 (Cloyd, T.)
L	12 (Mazone, B.)	10 (Carrasco, C.)	13 (Mazone, B.)	10 (Bass, B.)	12 (Misch, P.)
ERA*	3.60 (Happ, J.)	3.34 (Kendrick, K.)	3.82 (Mazone, B.)	3.81 (Bass, B.)	2.35 (Cloyd, T.)
G	53 (Childers, M.)	51 (Majewski, G.)	54 (Mathieson, S.)	47 (Schwimer, M.)	47 (Purcey, D.)
GS	28 (Mazone, B.)	26 (Carrasco, C.)	28 (Mazone, B.)	28 (Bass, B.)	26 (Elarton, S.)
CG	2 (Walron, L.)	1 (5 Players)	1 (Taubenheim, T.)	1 (3 Players)	1 (3 Players)
SHO	2 (Walron, L.)	1 (Lehr, J.)	1 (Taubenheim, T.)	---	1 (3 Players)
SV	20 (Childers, M.)	8 (Koplove, M.)	26 (Mathieson, S.)	11 (Zagurski, M.)	15 (Aumont, P.)
IP	164.2 (Mazone, B.)	157.0 (Carrasco, C.)	165 (Mazone, B.)	158.1 (Bass, B.)	142.0 (Cloyd, T.)
H	176 (Mazone, B.)	162 (Carpenter, D.)	174 (Mazone, B.)	172 (Bump, N.)	160 (Elarton, S.)
ER	75 (Mazone, B.)	81 (Carrasco, C.)	7 (Mazone, B.)	79 (Feierabend, R.)	82 (Elarton, S.)
BB	59 (Blackley, T.)	47 (Carpenter, D.)	54 (Carpenter, D.)	56 (Bass, B.)	70 (Cochran, T.)
K	151 (Happ, J.)	148 (Carrasco, C.)	116 (Carpenter, D.)	105 (Bass, B.)	106 (Cochran, T.)
OBA*	.234 (Happ, J.)	.250 (Kendrick, K.)	.263 (Carpenter, D.)	.278 (Bass, B.)	.210 (Cloyd, T.)

YEAR-BY-YEAR TEAM SPLITS

AVG	.256 (12)	.262 (9)	.251 (T-13)	.256 (11)	.257 (8)
AB	4832 (5)	4826 (4)	4798 (10)	4726 (11)	4690 (14)
R	552 (14)	623 (9)	563 (14)	601 (T-9)	551 (14)
H	1237 (11)	1265 (7)	1202 (T-12)	1209 (11)	1203 (12)
2B	245 (T-11)	274 (4)	228 (14)	250 (T-7)	235 (11)
3B	14 (14)	24 (9)	32 (5)	28 (4)	19 (13)
HR	90 (11)	91 (10)	106 (13)	117 (9)	84 (14)
RBI	524 (13)	590 (8)	525 (14)	560 (10)	509 (14)
BB	404 (12)	430 (6)	422 (9)	422 (11)	349 (14)
K*	952 (4)	942 (6)	1068 (9)	1102 (11)	851 (1)
SB	70 (12)	97 (10)	112 (9)	120 (3)	93 (5)
E*	117 (7)	92 (1)	105 (T-5)	110 (T-10)	109 (T-8)
ERA*	4.41 (14)	3.80 (5)	3.83 (4)	3.68 (3)	3.77 (5)
CG	3 (T-8)	5 (5)	1 (T-11)	3 (T-4)	3 (12)
SHO	6 (T-10)	10 (T-5)	6 (12)	12 (2)	12 (T-4)
SV	27 (14)	38 (7)	36 (T-7)	47 (1)	42 (T-3)
IP	1248.0 (9)	1252.1 (7)	1268.0 (T-6)	1248.1 (9)	1242.0 (13)
H*	1332 (14)	1258 (9)	1253 (7)	1253 (7)	1198 (5)
R*	680 (12)	600 (4)	618 (5)	563 (4)	590 (5)
ER*	612 (14)	529 (6)	539 (5)	510 (3)	520 (5)
HR*	124 (8)	106 (4)	117 (6)	118 (5)	108 (6)
BB*	465 (10)	450 (10)	470 (11)	401 (T-2)	470 (7)
K	1156 (1)	894 (T-11)	1051 (T-3)	1126 (4)	1047 (7)
OBA*	.267 (14)	.265 (9)	.259 (6)	.262 (7)	.254 (5)

* Ranked in ascending order (lowest is best)

YEAR-BY-YEAR INDIVIDUAL TEAM LEADERS

STAT	2013	2014	2015	2016	2017
G	122 (Overbeck, C.)	133 (Franco, M.)	120 (d'Arnaud/Danks)	125 (Williams, N.)	135 (Cozens, D.)
AVG	.309 (Hernandez, C.)	.272 (Henson, T.)	.296 (Bogusevic, B.)	.294 (Ruf, D.)	.284 (Hoskins, D.)
AB	440 (Overbeck, C.)	521 (Franco, M.)	497 (d'Arnaud, C.)	497 (Williams, N.)	476 (Cozens, D.)
R	59 (Hernandez, C.)	64 (Franco, M.)	77 (d'Arnaud, C.)	78 (Williams, N.)	78 (Hoskins, R.)
H	121 (Hernandez, C.)	134 (Franco, M.)	138 (Bogusevic, B.)	128 (Williams, N.)	115 (Crawford, J.P.)
2B	29 (Overbeck, C.)	33 (Franco, M.)	31 (Henson, T.)	33 (Williams, N.)	24 (Hoskins, R.)
3B	9 (Hernandez, C.)	4 (Franco/Castro)	5 (d'Arnaud, C.)	6 (Williams, N.)	6 (Crawford, J.P.)
HR	19 (Overbeck, C.)	16 (Franco, M.)	12 (Bogusevic, B.)	20 (Ruf, D.)	29 (Hoskins, R.)
RBI	68 (Asche, C.)	78 (Franco, M.)	58 (Henson, T.)	65 (Ruf, D.)	91 (Hoskins, R.)
BB	41 (Hernandez, C.)	49 (Murphy, J.)	55 (McGuinness, C.)	60 (Stassi, B.)	79 (Crawford, J.P.)
K	140 (Overbeck, C.)	130 (Henson, T.)	122 (Danks, J.)	136 (Williams, N.)	194 (Cozens, D.)
SB	32 (Hernandez, C.)	19 (Henson, T.)	28 (d'Arnaud, C.)	12 (Sweeney, D.)	10 (Kingery/Quinn)
E	12 (Hernandez/Martinez)	10 (Franco, M.)	24 (d'Arnaud, C.)	18 (Featherston, T.)	17 (Crawford, J.P.)
W	11 (Martin, E.)	9 (Smith, G.)	8 (Vasquez, A.)	11 (Lively/Thompson)	10 (Eshelman, T.)
L	9 (Cloyd, T.)	11 (Smith/Lincoln)	8 (Berken/Vasquez)	9 (Buchanan, D.)	14 (Thompson, J.)
ERA*	4.12 (Martin, E.)	4.30 (O'Sullivan, S.)	4.56 (Vasquez, A.)	2.50 (Thompson, J.)	2.23 (Eshelman, T.)
G	46 (Friend, J.)	45 (Horst, J.)	47 (Rosin, S.)	48 (Garcia, L.)	52 (Venditte/Beato)
GS	21 (Martin, E.)	26 (Smith, G.)	20 (Vasquez, A.)	26 (Buchanan, D.)	22 (Thompson, J.)
CG	2 (Cloyd, T.)	1 (5 Players)	1 (Rodriguez/Vasquez)	2 (Vasquez, A.)	3 (Eshelman, T.)
SHO	---	1 (Smith, G.)	---	1 (Lively, B.)	1 (Eshelman/Pivetta)
SV	11 (Diekman, J.)	22 (Garcia, L.)	15 (McGowan, D.)	23 (Mujica, E.)	33 (Beato, P.)
IP	115.2 (Martin, E.)	157.1 (Smith, G.)	113.1 (Berken, J.)	167.1 (Buchanan, D.)	121.0 (Eshelman, T.)
H	125 (Cloyd, T.)	176 (Smith, G.)	133 (Berken, J.)	163 (Buchanan, D.)	136 (Thompson, J.)
ER	59 (Cloyd, T.)	77 (Smith, G.)	58 (Berken, J.)	74 (Buchanan, D.)	69 (Thompson, J.)
BB	67 (Martin, E.)	58 (Lincoln, B.)	46 (Vasquez, A.)	40 (Buchanan, D.)	53 (Appel, M.)
K	107 (Martin, E.)	112 (Lincoln, B.)	78 (Berken, J.)	95 (Buchanan, D.)	90 (Thompson, J.)
OBA*	.229 (Martin, E.)	.260 (Lincoln, B.)	.258 (Vasquez, A.)	.196 (Lively, B.)	.227 (Eshelman, T.)

YEAR-BY-YEAR TEAM SPLITS

AVG	.277 (2)	.249 (13)	.254 (9)	.259 (T-6)	.249 (13)
AB	4771 (9)	4726 (T-12)	4976 (1)	4753 (9)	4658 (11)
R	612 (7)	556 (14)	559 (9)	599 (4)	624 (6)
H	1274 (2)	1179 (14)	1266 (2)	1223 (8)	1158 (11)
2B	263 (5)	267 (4)	255 (3)	244 (6)	217 (12)
3B	36 (T-2)	27 (8)	21 (T-10)	27 (T-5)	31 (4)
HR	98 (10)	91 (T-9)	69 (11)	122 (3)	152 (2)
RBI	568 (7)	522 (13)	526 (9)	566 (4)	585 (5)
BB	395 (T-11)	418 (13)	415 (11)	388 (13)	449 (6)
K	1147 (11)	1084 (10)	1039 (7)	1046 (10)	1242 (3)
SB	141 (3)	77 (9)	120 (4)	64 (11)	64 (10)
E*	99 (4)	89 (3)	122 (12)	99 (8)	101 (T-9)
ERA*	3.95 (9)	4.42 (T-11)	4.02 (12)	3.12 (2)	3.72 (6)
CG	3 (T-6)	5 (4)	2 (T-6)	4 (T-6)	5 (T-3)
SHO	12 (T-2)	9 (9)	10 (9)	18 (3)	15 (3)
SV	38 (T-5)	40 (T-3)	43 (T-7)	44 (3)	44 (1)
IP	1238.1 (11)	1245.1 (10)	1291.0 (1)	1262.1 (8)	1224.0 (11)
H*	1197 (4)	1298 (10)	1349 (14)	1102 (3)	1167 (5)
R*	608 (7)	678 (11)	644 (13)	494 (2)	578 (7)
ER*	544 (T-8)	611 (11)	576 (13)	438 (2)	506 (6)
HR*	96 (4)	104 (7)	87 (9)	105 (T-10)	111 (T-7)
BB*	554 (12)	482 (8)	528 (13)	349 (T-1)	410 (3)
K	998 (13)	970 (11)	914 (14)	1009 (13)	1022 (12)
OBA*	.245 (4)	.256 (8)	.269 (T-12)	.234 (T-1)	.251 (5)

* Ranked in ascending order (lowest is best)

YEAR-BY-YEAR STATISTICS

YEAR-BY-YEAR INDIVIDUAL TEAM LEADERS

STAT	2018	2019	2021	2022	2023
G	130 (Meneses, J)	128 (Canelo, M)	120 (Hall, D)	112 (Bonifacio, J)	125 (Wilson, W)
AVG	.311 (Meneses, J)	.316 (Castillo, A)	.238 (Moniak, M)	.302 (Guthrie, D)	.296 (Muzziotti, S)
AB	492 (Meneses, J)	423 (Canelo, M)	400 (Hall, D)	394 (Hall, D)	473 (Muzziotti, S)
R	75 (Meneses, J)	60 (Castillo, A)	46 (Hall, D)	64 (Guthrie, D)	90 (Wilson, W)
H	153 (Meneses, J)	131 (Castillo, A)	92 (Hall, D)	102 (Guthrie, D)	140 (Muzziotti, S)
2B	27 (Meneses, J)	27 (Canelo, M)	27 (Hall, D)	27 (Guthrie, D)	30 (Cave, J)
3B	4 (Anna, D)	5 (Gosselin, P)	8 (Moniak, M)	4 (Kingery/Toffey)	4 (Multiple)
HR	23 (Meneses, J)	21 (Grullon, D)	15 (Moniak, M)	28 (Hall, D)	31 (Wilson, W)
RBI	82 (Meneses, J)	77 (Grullon, D)	65 (Moniak, M)	88 (Hall, D)	86 (Wilson, W)
BB	73 (Walding, M)	62 (Walding, M)	55 (Hall, D)	54 (Kingery, S)	75 (Wilson, W)
K	148 (Walding, M)	137 (Canelo, M)	101 (Moniak, M)	125 (Bonifacio, J)	146 (Wilson, W)
SB	13 (Quinn, R)	21 (Romine, A)	13 (Tilson, C)	22 (Guthrie, D)	32 (Wilson, W)
E	18 (Walding, M)	19 (Canelo, M)	5 (Multiple)	9 (Munoz, Y)	12 (Haley, J)
W	14 (Irvin, C)	7 (Windle, T)	5 (Sanchez, C)	6 (Multiple)	8 (Skirrow, N)
L	13 (Eshelman, T)	8 (Viza, T)	11 (Parkinson, D)	7 (Multiple)	5 (Zeuch, T.J)
ERA*	2.57 (Irvin, C)	2.48 (Garcia, E)	4.06 (Paulino, D)	2.41 (Plassmeyer, M)	2.90 (Walker, J)
G	63 (Beato, P)	42 (Windle, T)	44 (Singer, J)	52 (Duron, N)	49 (Bowden, B)
GS	26 (Eshelman, T)	19 (De Los Santos, E)	18 (Parkinson, D)	21 (Sanchez, R)	20 (Nelson, N)
CG	1 (4 players)	1 (Eshelman, T)	1 (Eastman, C)	1 (Eastman, C)	1 (Zeuch, T.J)
SHO	1 (2 players)	---	--	--	--
SV	35 (Beato, P)	8 (Garcia, E)	5 (Llovera, M)	7 (Duron, N)	6 (Bellatti, A)
IP	161.1 (Irvin, C)	94.0 (De Los Santos, E)	78.1 (Parkinson, D)	93.2 (Marvel, J)	101.2 (Skirrow, N)
H	189 (Eshelman, T)	113 (Irvin, C)	109 (Parkinson, D)	114 (Marvel, J)	126 (skirrow, N)
ER	91 (Eshelman, T)	57 (Viza, T)	69 (Parkinson, D)	63 (Marvel, J)	66 (Skirrow, N)
BB	45 (Eshleman, T)	54 (Dohy, K)	48 (Sanchez, C)	44 (Eastman, C)	75 (Skirrow, N)
K	131 (Irvin, C)	83 (Dohy/De Los Santos)	89 (Sanchez, C)	83 (Sanchez, R)	79 (Skirrow, N)
OBA*	.227 (Irvin, C)	.152 (Garcia, E)	.211 (Sanchez, C)	.211 (Plassmeyer, M)	.221 (Walker, J)

YEAR-BY-YEAR TEAM SPLITS

AVG	.245 (13)	.270 (T-5)	.236 (17)	.248 (12)	.264 (6)
AB	4562 (11)	4722 (4)	4118 (17)	4838 (18)	4866 (18)
R	620 (3)	702 (T-8)	564 (17)	726 (14)	857 (7)
H	1119 (13)	1273 (5)	971 (18)	1201 (15)	1285 (9)
2B	230 (10)	254 (T-11)	188 (17)	275 (6)	260 (12)
3B	21 (11)	28 (5)	25 (3)	20 (t-16)	31 (t-6)
HR	145 (1)	160 (9)	88 (20)	136 (17)	213 (5)
RBI	590 (3)	665 (9)	520 (17)	666 (14)	817 (6)
BB	489 (1)	494 (6)	513 (7)	633 (t-5)	697 (10)
K	1213 (3)	1299 (10)	1071 (16)	1272 (t-14)	1268 (15)
SB	60 (13)	68 (10)	81 (12)	152 (9)	180 (4)
E*	77	116 (T-14)	72 (2)	96 (5)	88 (3)
ERA*	3.63 (4)	5.23 (10)	5.03 (14)	4.85 (15)	5.07 (10)
CG	3 (T-3)	1 (T-5)	1 (t-5)	1 (t-4)	1 (t-6)
SHO	13 (3)	3 (T-13)	5 (18)	4 (t-18)	7 (t-4)
SV	46 (2)	35 (T-5)	23 (16)	32 (t-12)	31 (t-7)
IP	1221 (1)	1206.0 (7)	1082.2 (16)	1274.1 (18)	1268.1 (t-17)
H*	1112 (10)	1210 (6)	1036 (12)	1236 (11)	1224 (6)
R*	555 (10)	790 (13)	668 (15)	741 (11)	773 (6)
ER*	492 (10)	701 (12)	605 (15)	687 (13)	714 (9)
HR*	114 (6)	179 (9)	128 (5)	138 (2)	158 (5)
BB*	422 (9)	577 (14)	579 (20)	679 (t-19)	734 (16)
K	1072 (13)	1183 (10)	1113 (15)	1261 (18)	1207 (17)
OBA*	.242	.259 (3)	.251 (13)	.255 (14)	.255 (9)

* Ranked in ascending order (lowest is best)

YEAR-BY-YEAR MICELLANEOUS RECORDS (W-L)

	2008	2009	2010	2011	2012	2013
Overall	55-89	71-73	58-86	80-64	75-68	72-72
Postseason	---	---	---	4-3	---	---
Home	31-41	38-34	31-41	39-33	45-26	40-32
Away	24-48	33-39	27-45	41-31	30-42	32-40
vs. RHP (starters)	39-64	53-56	43-65	64-38	54-47	54-55
vs. LHP (starters)	16-25	18-17	15-21	16-26	21-21	19-17
vs. North Div.	22-58	42-38	37-43	43-37	42-37	38-42
vs. South Div.	19-13	16-16	9-23	19-13	17-15	19-13
vs. West Div.	14-18	13-19	12-20	18-14	16-16	15-17
Day (inc. morning)	7-16	12-19	13-15	17-12	13-12	18-21
Night	48-73	59-54	45-71	63-52	62-56	54-51
Morning (pre 11:30)	1-1	2-2	3-1	3-2	3-2	0-5
Extra Innings	6-6	7-8	3-11	7-4	10-3	4-4
One-Run Games	20-29	16-22	16-35	25-15	27-17	21-17
Three or Less	35-54	36-48	41-63	56-42	56-34	43-40
Shutouts	6-8	10-10	5-10	12-11	12-13	12-12
Scoring First	39-25	49-28	40-31	47-17	45-25	46-24
Opponent First	16-64	22-45	18-55	33-47	30-43	26-48
Leading after 5	42-10	51-15	40-14	50-4	51-10	54-12
Trailing after 5	5-69	9-49	11-58	15-53	14-51	10-50
Tied after 5	8-10	11-9	7-14	15-7	10-7	8-10
Monday	8-13	7-13	8-11	12-12	10-9	11-10
Tuesday	9-8	11-8	10-9	11-10	9-8	9-10
Wednesday	5-14	8-5	7-9	7-7	11-7	8-9
Thursday	12-11	13-11	8-15	10-12	14-7	6-15
Friday	8-14	14-8	2-19	11-8	14-8	12-8
Saturday	7-15	9-15	12-12	15-6	8-15	14-10
Sunday	6-14	9-13	11-11	14-9	9-14	12-11
April	3-24	9-11	10-12	12-11	13-11	11-15
May	15-15	11-18	9-19	19-9	17-13	15-14
June	15-14	18-11	13-17	15-14	16-11	19-10
July	15-12	13-15	12-16	16-13	14-17	11-17
August	7-23	14-16	11-19	14-17	14-15	16-14
September (reg)	0-1	6-2	3-3	4-0	1-1	0-2
Travel Days	0-5	3-2	0-9	7-3	0-3	2-3
Series Openers	19-23	25-18	15-29	25-15	25-18	21-21
Series Finales	14-27	19-24	18-22	24-19	25-18	19-22
Rubber Matches	0-0	0-2	2-0	2-0	3-3	1-0
Doubleheaders	3-3	4-8	2-6	5-9	10-6	7-9
Sweep Swept Split	1/1/1	1/2/3	0/2/2	0/2/5	2/0/6	1/2/5
2-G Series	0-5-4	2-1-9	1-4-7	6-3-3	4-1-6	1-4-3
Sweep Swept Split	0/5/4	2/1/9	1/4/7	6/3/3	4/1/6	1/4/3
3-G Series	2-3	2-3	3-2	3-3	4-4	5-1
Sweep Swept	0/1	0/1	0/0	1/0	1/0	1/1
4-G Series	7-12-8	9-10-6	4-13-9	8-3-13	7/6/8	11-9-7
Sweep Swept Split	0/6/8	2/3/6	1/3/9	0/0/13	2/2/8	1/2/7
5-G Series	0-0	1-0	0-0	0-1	0-1	0-0
Sweep Swept	---	0/0	---	0/0	0/0	0-0

YEAR-BY-YEAR MICELLANEOUS RECORDS (W-L)

	2014	2015	2016	2017	2018	2019
Overall	66-78	63-81	85-58	80-62	84-56	66-74
Postseason	---	---	0-3	1-3	1-3	
Home	31-41	31-41	42-30	44-27	43-27	34-36
Away	35-37	32-40	43-28	36-35	41-29	32-38
vs. RHP (starters)	52-52	43-57	48-39	59-45	62-37	50-60
vs. LHP (starters)	14-26	20-24	37-19	21-17	22-19	16-14
vs. North Div.	35-45	41-48	50-38	54-36	57-32	47-44
vs. South Div.	20-12	10-18	21-7	11-16	12-12	9-16
vs. West Div.	11-21	12-15	14-13	15-10	15-12	10-14
Day (inc. morning)	20-13	12-20	20-12	23-10	24-14	12-21
Night	46-65	51-61	62-44	57-52	60-42	54-53
Morning (pre 11:30)	4-1	3-1	3-2	2-0	2-1	1-4
Extra Innings	5-5	10-8	10-6	8-5	11-6	4-5
One-Run Games	26-19	21-24	26-21	23-14	28-19	16-20
Three or Less	49-45	45-46	51-39	50-37	58-35	10-13
Shutouts	9-12	10-9	18-8	15-12	13-10	3-8
Scoring First	47-25	51-24	60-16	52-18	54-17	36-23
Opponent First	19-53	12-57	25-42	28-44	30-39	32-48
Leading after 5	47-14	44-14	66-11	56-10	56-11	45-10
Trailing after 5	10-52	8-56	8-39	12-45	9-38	12-54
Tied after 5	9-12	11-11	11-8	12-7	19-7	8-10
Monday	7-11	7-10	7-9	8-6	8-7	5-8
Tuesday	8-11	12-6	15-7	12-7	11-9	7-10
Wednesday	9-8	9-12	12-9	14-7	9-14	10-13
Thursday	11-11	8-13	11-8	10-11	11-6	12-10
Friday	9-11	8-14	12-11	7-11	14-5	10-13
Saturday	11-14	10-12	15-7	13-11	19-6	14-8
Sunday	11-12	9-14	13-7	16-9	12-9	9-11
April	11-14	6-16	12-10	12-11	11-11	16-8
May	18-13	14-16	14-15	24-5	18-12	11-6
June	11-17	12-16	20-10	14-14	18-10	11-17
July	11-18	15-12	20-7	15-13	19-8	14-14
August	15-15	15-15	16-14	11-19	16-14	13-18
September (reg)	0-1	1-6	3-2	4-0	2-1	1-1
Travel Days	4-5	4-4	3-6	3-3	2-2	14-16
Series Openers	20-24	18-28	24-24	23-19	27-16	19-26
Series Finales	22-19	15-28	30-16	23-19	24-19	20-23
Rubber Matches	0-1	6-7	6-1	8-5	6-6	6-3
Doubleheaders	8-7	3-5	9-3	15-4	10-4	10-6
Sweep Swept Split	2/1/4	0/1/2	4/1/1	6/-/2	3/0/4	3/2/2
2-G Series	3-5-4	1-3-3	2-2-7	0-0-0	1-0-3	0-4-3
Sweep Swept Split	3/5/4	1/3/3	2/2/7	0/0/0	0/0/0	0/1/3
3-G Series	0-3	12-13	16-7	16-10	15-11	14-14
Sweep Swept	0/0	2/4	6/2	5/2	6/2	3/4
4-G Series	6-11-7	3-7-4	6-1-5	4-4-8	5-0-6	2-3
Sweep Swept Split	1/1/7	0/1/4	0/0/5	3/0/8	0/0/0	0/0/2
5-G Series	2-0	0-0	0-0	0-0	2-0	2-0
Sweep Swept	0/0	0/0	0/0	0/0	0/0	0/0

YEAR-BY-YEAR MICELLANEOUS RECORDS (W-L)

	2021	2022	
Overall	53-75	76-72	
Postseason	--	--	
Home	29-36	38-36	
Away	24-39	38-36	
vs. RHP (starters)	38-54	55-52	
vs. LHP (starters)	15-21	21-20	
vs. East Div.	53-75 (NE	65-65	
vs. South Div.	Div)	--	
vs. West Div.	--	11-7	
Day (inc. morning)	--	16-13	
Night	11-14	60-59	
Extra Innings	42-61	2-5	
One-Run Games	7-4	21-22	
Two-Run Games	17-19	11-12	
Shutouts	6-13	4-8	
Scoring First	5-8	47-24	
Opponent First	39-29	29-48	
Leading after 5	14-46	53-14	
Trailing after 5	40-9	13-47	
Tied after 5	7-60	6-10	
Monday	6-6	1-0	
Tuesday	--	11-11	
Wednesday	10-11	9-14	
Thursday	10-7	8-14	
Friday	4-15	14-13	
Saturday	10-11	18-8	
Sunday	11-17	14-12	
April	8-13	12-11	
May	--	14-12	
June	13-11	14-12	
July	9-18	14-10	
August	13-12	14-12	
September (reg)	12-14	8-15	
October	7-17	--	
Travel Days	0-3	11-10	
Series Openers	6-10	10-14	
Series Finales	10-12	13-11	
Rubber Matches	8-13	0-0	
Doubleheaders	1-0	7-5	
Sweep Swept Split	6-10	1/0/5	
3-G Series	2/4/4	1-0	
Sweep Swept	--	---/---	
4-G Series	--	--	
Sweep Swept	--	--	
Split	--	--	
5-G Series	--	--	
Sweep Swept	--	10-8	
6-G Series	4-7	0/0	
Sweep Swept	0/1	0/0	

YEAR-BY-YEAR STATISTICS

YEAR-BY-YEAR MICELLANEOUS RECORDS (W-L)

2023

	TOTAL	HOME	ROAD
Overall Record	80-66	44-30	36-36
First Half	36-37	18-18	18-19
Second Half	44-29	25-12	19-17
Number of Days In			
1st Place	28		
2nd Place	21		
3rd Place	6		
4th Place	5		
5th Place	0		
6th Place	3		
7th Place	11		
8th Place	9		
9th Place	14		
10th+Lower Place	44		
vs. East Division	71-57	39-22	32-35
vs. West Division 9-9	4-8	5-1	
Day Games	22-11	11-3	11-8
Night Games	58-54	32-26	26-28
IronPigs Score 1st50-24	22-10	28-15	
Opponent Scores 1st	31-41	21-20	10-21
LHV Score 4+	75-33	40-17	34-17
LHV Score 3-	5-33	3-13	2-20
LHV Allow 4+	37-63	15-28	22-35
LHV Allow 3-	44-4	27-3	17-1
Games Won in Last AB	18-17	12-6	6-11
Walk-Off Decisions	7-9	7-0	0-9
vs. RH Starters	57-47	31-19	26-28
vs. LH Starters	23-20	13-11	10-9
LHV Starter 6+ Innings	27-5	18-1	9-4
LHV Starter 7+ Innings	10-0	5-0	5-0
LHV Starter 8+ Innings	2-0	2-0	0-0
OPP Starter 6+ Innings	10-15	6-4	4-9
OPP Starter 7+ Innings	0-6	0-2	0-4
OPP Starter 8+ Innings	0-0	0-0	0-0
LHV Quality Start 26-4	17-0	9-4	
OPP Quality Start 9-13	5-4	4-9	
When LHV Hit a HR	68-40	35-19	33-21
When LHV Hits No HR	11-25	8-11	3-14
When LHV Hit Mult. HR	46-22	25-10	21-12
When OPP Hit a HR	43-47	22-23	20-25
When OPP Hits No HR	33-18	20-7	13-11
When OPP Hit Mult. HR	15-28	8-11	7-17
Out Hitting Opponents	62-9	33-5	29-4
Out Hit by Opponents	11-52	9-23	2-29
Equal # of Hits	7-4	2-1	5-3
LHV Get 10+ Hits 39-12	18-7	21-5	
Opp. Gets 10+ Hits	10-30	5-12	5-18
LHV Get 5/Fewer Hits	1-17	1-5	0-12
Opp Gets 5/Fewer Hits	17-4	8-2	9-2
Commit 0 Errors 49-31	26-14	23-17	
Commit 1-2 Errors	28-32	14-16	14-16
Commit 3+ Errors	1-3	1-0	0-3
One Run Games	19-22	12-8	7-14
Two Run Games	15-12	9-7	6-6
5+ Run Games	23-14	11-4	12-10
Shutouts	7-1	4-0	3-1
Leading After 7th 66-10	34-3	32-7	
Tied After 7th	9-5	4-2	5-3
Trailing After 7th 5-49	4-24	1-25	
Leading After 8th	57-5	34-1	23-4
Tied After 8th	7-8	2-4	5-4
Trailing After 8th 6-45	4-20	2-25	
Extra Innings Games	7-8	3-3	4-5
Doubleheaders	10-6	4-4	6-2
Following a Win	42-34	22-15	20-19
Following a Loss	35-31	19-13	16-18
Following an Off-Day	13-14	8-7	5-7
Day-After-Night Game	13-8	7-1	6-7
Series Records			
Overall Series	13-7-4	7-3-2	6-4-2
Sweeps	3-0	2-0	1-0
First Game	12-14	6-7	6-7
Second Game	19-7	10-3	6-4
Third Game	11-13	5-7	6-6
Fourth Game	13-11	6-6	7-5
Fifth Game	12-11	8-3	4-8
Sixth Game	11-10	8-3	3-7
Seventh Game	0-1	0-0	0-1
Record by Month			
March	1-0	0-0	1-0
April	11-14	6-6	5-8
May	13-13	6-8	7-5
June	12-12	7-6	5-6
July	15-8	8-4	7-4
August	16-12	11-4	5-8
September	12-7	5-2	7-5
Record by Day			
Monday	1-1	1-1	0-0
Tuesday	10-12	5-6	5-6
Wednesday	15-8	8-4	7-4
Thursday	11-11	5-6	6-6
Friday	11-14	5-7	6-7
Saturday	16-11	9-4	7-7
Sunday	14-9	10-1	4-8

FIELDING RECORDS

INDIVIDUAL SINGLE-SEASON FIELDING RECORDS

CATCHER			SHORTSTOP		
Fielding%	1.000	Last: 2023; Friscia, Hicks	Fielding%	1.000	Dalton Guthrie (2023)
Putouts	916	Jason Jaramillo (2008)	Putouts	194	Brian Bocock (2010)
Assists	76	Erik Kratz (2011)	Assists	333	Andres Blanco (2012)
Doubleplays	9	Erik Kratz (2011)	Doubleplays	79	Andres Blanco (2012)
		Jason Jaramillo (2008)	Errors	22	Chase d'Arnaud (2015)
Caught Stealing%	46.7%	Logan Moore (2015)			
Errors	16	Jason Jaramillo (2008)			
FIRST BASE			OUTFIELD		
Fielding%	1.000	Last: '23; Clemens, Hicks, Ortiz)	Fielding%	1.000	Multiple
Putouts	954	Cody Overbeck (2012)	Putouts	311	Jason Ellison (2009)
Assists	72	Andy Tracy (2008, '10)	Assists	15 (2)	Brandon Moss (2011)
Doubleplays	97	Cody Overbeck (2012)			T.J Bohn (2008)
Errors	8	Andy Tracy (2009)	Doubleplays	5	Derrick Mitchell (2012)
		Rhys Hoskins (2017)	Errors	8	Leandro Castro (2013)
SECOND BASE			PITCHER		
Fielding%	1.000	Last: '23; Machin, Kingery	Putouts	15	Jake Thompson (2017)
Putouts	189	Josh Barfield (2011)	Assists	27	David Buchanan (2016)
Assists	302	Josh Barfield (2011)	Doubleplays	4 (2x)	David Buchanan (2016)
Doubleplays	77	Josh Barfield (2011)			Les Walrond (2008)
Errors	12	Tyler Henson (2015)	Caught Stealing%	63%*	J.A. Happ (2008)
			Errors	4	Ricardo Pinto (2017)
THIRD BASE			* Minimum of 10 attempts		
Fielding%	.969	Vimael Machin (2023)			
Putouts	69	Maikel Franco (2014)			
Assists	202	Cody Asche (2013)			
Doubleplays	18	Cody Asche (2013)			
Errors	19	Cody Ransom (2010)			

ALL-TIME GAMES, BY POSITION (TOP 5)

CATCHER		THIRD BASE		STARTING PITCHER	
Erik Kratz	143	Mitch Walding	187	Brian Mazone	67
Paul Hoover	127	Maikel Franco	147	David Buchanan	54
Jason Jaramillo	113	Cody Asche	112	Drew Carpenter	53
Andrew Knapp	108	Pete Orr	98	Tom Eshelman	48
Dane Sardinha	94	Brennan King	92	Jake Thompson	47
FIRST BASE		SHORTSTOP		RELIEF PITCHER	
Andy Tracy	295	J.P. Crawford	200	Phillippe Aumont	130
Cody Overbeck	283	Brian Bocock	200	Pedro Beato	115
Darick Hall	213	Andres Blanco	158	Cesar Jimenez	109
Brock Stassi	118	Freddy Galvis	120	Luis Garcia	98
Rhys Hoskins	105	Scott Kingery	107	Mike Zagurski	98
SECOND BASE		OUTFIELD			
Scott Kingery	149	Rich Thompson	438		
Cesar Hernandez	130	John Mayberry Jr.	255		
Josh Barfield	108	Cam Perkins	236		
Kevin Frandsen	105	Leandro Castro	233		
Tyler Henson	94	Nick Williams	231		

IRONPIGS AWARDS

I.L. MIDSEASON ALL-STARS (ALL-STAR GAME SELECTIONS)

2008			2016	(DNP-Personal)
Mike Cervenak, OF (DNP-promotion)	Nate Bump, RHP (n/d, 1.0 ip, 1 h)	Tyler Cloyd, RHP* (L, 1.0 ip, 3 h, 2 r)	Andrew Knapp, C (1-2, HR, RBI, R)	2018
Jason Jaramillo, C (0-1)	Scott Mathieson, RHP (DNP)	Kevin Frandsen, INF (0-2)	Edward Mujica, RHP (SV, 0.1 ip)	Joey Meneses*
Brian Mazone, LHP (n/d, 1.0 ip, 1 k)	Cody Ransom, 3B (DNP-promotion)	Cody Asche, 3B (0-1)	Cam Perkins, OF* (0-3, RBI)	Cole Irvin
2009	Andy Tracy, 1B* (1-2)	Cesar Hernandez, 2B (DNP-team re-quest)	2017	Enyel De Los Santos (DNP - Futures Game)
Drew Carpenter, RHP (W, 1.0 ip, 3 k)	2011		Tom Eshelman, RHP* (2.0 IP, H, R, ER)	* Starter Selected as Starter
Mike Cervenak, 3B* (0-3)	Erik Kratz, C (0-2)	2014	Jorge Alfaro, C (0-2)	2019
Andy Tracy, DH* (0-2)	Michael Schwimer, RHP (H, 0.2 ip)	Luis Garcia, RHP (0.1 IP, H)	Rhys Hoskins, 1B (DNP-Futures Game)	Austin Davis
	2012	2015	Pedro Beato, RHP (DNP-Personal)	Deivy Grullon (DNP - Injury)
	Mike Zagurski, LHP (H, 0.2 ip, 1 k)	Tyler Henson, INF/ OF (1-3, RBI, SB) (GW-Single, T9)	Dylan Cozens, OF	
2010				

HR DERBY PARTICIPANTS: 2009 Andy Tracy 2010 Andy Tracy 2018 Joey Meneses

I.L. POSTSEASON ALL-STARS

2009 Andy Tracy, 1B .254-26-94 in 129 G	2013 Cesar Hernandez, 2B .304-2-34, 32 SB in 104 G	2016 Jake Thompson 11-5, 2.50 in 21 GS	2018 Joey Meneses .311-23-82 in 130 G	Pedro Beato 8-4, 3.04, 35 SV in 63 G
2012 Tyler Cloyd, SP 12-1, 2.35 in 22 GS	2015 Cody Asche, 3B .295-15-68 in 104 G	2017 Rhys Hoskins .284-29-91 in 115 G	Cole Irvin 14-4, 2.57 in 25 GS	2023 Weston Wilson .259-31-86 in 125 G
	Brian Bogusevic .296-12-57, 24 SB in 118 G	Pedro Beato 1-3, 2.75, 33 SV in 52 G	Mitch Walding .265-19-69 in 119 G	

TRIPLE-A ALL-STAR GAME IN THE LEHIGH VALLEY (JULY 10, 2010)

The IL erased a 1-0 deficit with a 2-run 6th inning that featured a game-tying double by Syracuse's Chase Lambin -- who earned game MVP honors -- and a game-winning single by Durham's Elliot Johnson. Hometown hero Andy Tracy broke up the PCL no-hitter with a single in the 5th.

	123	456	789	R	H	E
PCL	010	000	000	1	5	0
IL	000	002	00x	2	5	0

A: 10,000
TOG: 2:22

W: Anthony Slama L: Josh Banks
SV: Jonathan Albaladejo
HR: None



INTERNATIONAL LEAGUE AWARDS

I.L. PLAYER OF THE MONTH:

I.L. MOST VALUABLE PLAYER:

2010
Andy Tracy
June: .355-4-19 in 30 G

2022
Michael Plassmeyer
August: 3-0, 1.17 in 4 GS

2017
Rhys Hoskins
.284-29-91 in 115 G

2016
Phil Klein
August: 4-0, 1.06 in 5 GS

2023
Jake Cave
May: .400-7-22

2018
Joey Meneses
.311-23-82 in 130 G

2017
Tom Eshelman
May: 3-0, 1.40 in 5 GS

I.L. MOST VALUABLE PITCHER:

2012
Tyler Cloyd
12-1, 2.35 in 22 GS

2018
Mitch Walding
July: .326-10-26

2016
Jake Thompson
11-5, 2.50 in 21 GS

2022
Michael Plassmeyer
August: 3-0, 1.17 in 4 GS

2018
Cole Irvin
14-4, 2.57 ERA in 25 GS

I.L. ROOKIE OF THE YEAR:

I.L. EXECUTIVE OF THE YEAR:

2017
Rhys Hoskins
.284-29-91 in 115 G

2009
Kurt Landes

2010
Kurt Landes

2018
Joey Meneses
.311-23-82 in 130 G

I.L. PITCHER OF THE WEEK:

I.L. BATTER OF THE WEEK:

2008
Andy Tracy
6/23-6/29: .520-2-6
Andy Tracy
8/4-8/10: .526-4-8

Nick Williams
5/22-5/28: .435-5-15

2009
Andy Tracy
6/15-21: .381-3-10
Michael Taylor
8/10-16: .417-2-8

2018
Joey Meneses
4/29-5/6: .520-2-8
Joey Meneses
5/14-5/20: .478-4-7
Dylan Cozens
7/23-7/29: .476-4-13
Joey Meneses
7/30-8/5: .400-4-11

2010
John Mayberry
4/12-4/18: .524-1-5

2011
Jeff Larish
5/30-6/5: .478-4-12

2012
John Suomi
5/29-6/4: .600-2-7

2013
Cesar Hernandez
7/1-7/8: .375-0-3

2014
Cesar Hernandez
7/1-7/8: .375-0-3

2015
Brian Bogusevic
5/4-5/10: .423-1-6

2017
Dylan Cozens
5/8-5/14: .393-4-8

2009
Justin Lehr
4/13-19: 2-0, 1.43, 2 GS
Justin Lehr
5/4-10: 2-0, 1.35, 2 GS

2010
Nelson Figueroa
6/8-14: 2-0, 0.00, 2 GS

2011
Brian Gordon
5/9-16: 1-0, 0.66, 2 GS

2012
Tyler Cloyd
4/5-9: 1-0, 0.00, 1 GS
Scott Elarton
4/30-5/7: 2-0, 0.75, 2 GS

2013
Adam Morgan
4/8-15: 1-0, 0.00, 1 GS
Ethan Martin
6/24-7/1: 2-0, 0.64, 2 GS

Greg Smith
7/15-22: 1-0, 0.00, 1 GS

2014
Greg Smith
4/14-20: 1-0, 0.00, 1 GS
Brad Lincoln
6/2-8: 2-0, 0.00, 2 GS

2015
Jesse Biddle
7/13-19: 1-0, 0.00, 1 GS

Jerad Eickhoff
8/3-8/9: 2-0, 0.64, 2 GS

2016
Zach Eflin
4/11-17: 2-0, 0.64, 2 GS

Ben Lively
6/6-12: 2-0, 0.69, 2 GS

David Buchanan
7/18-24: 2-0, 0.65, 2 GS

Adam Morgan
8/1-7: 2-0, 1.23, 2 GS

Phil Klein
8/8-14: 1-0, 0.69, 2 GS
Ben Lively
8/29-9/5: 1-0, 0.00, GS

2018
Cole Irvin
5/7-5/13: 2-0, 0.56 in 2 S
6/4-6/10: 2-0, 2.08 in 2 S

2019
Enyel De Los Santos
4/8-4/14: 1-0, 0.00 in 1 S
Nick Pivetta
5/13-19: 1-0, 1.29 in 1 S

BASEBALL AMERICA AWARDS

MILB MANAGER OF THE YEAR:

2011

Ryne Sandberg
80-64

MILB POSTSEASON ALL-STAR

2011

Michael Schwimer
9-1, 1.85 in 47 G

2017

Rhys Hoskins
.284-29-91 in 115 G

2016

Jake Thompson
11-5, 2.50 in 21 GS



RYNE SANDBERG / photo by Digital Photographic Imaging

IRONPIGS GRAND SLAM HISTORY (46)

DATE	PLAYER	OPPONENT	DATE	PLAYER	OPPONENT
6/19/08	John Knott	at Charlotte	5/18/17	Rhys Hoskins	at Rochester
6/16/09	David Newhan	at Durham	7/25/17	Brock Stassi	vs. Gwinnett
6/22/09	Jason Ellison	at Norfolk	7/26/17	J.P. Crawford	vs. Gwinnett
7/11/09	J.J. Furmaniak	at Rochester	4/12/18	Matt McBride	vs. Louisville
8/13/09 *	Andy Tracy	vs. Louisville	4/27/18	Roman Quinn	vs. Scranton/WB
5/12/10 #	John Mayberry	at Charlotte	4/18/19	Dylan Cozens	vs. Scranton/WB
5/28/10	Andy Tracy	at Columbus	5/21/19	Matt McBride	vs. Syracuse
7/5/10	Andy Tracy	vs. Pawtucket	5/24/19	Gift Ngoepe	vs. Buffalo
7/21/10 #	Brian Bocock	at Indianapolis	8/6/21	Darick Hall	vs. Buffalo
9/1/10	Andy Tracy	at Pawtucket	8/29/21	Darick Hall	vs. Scranton/WB
5/5/11	Brandon Moss	at Columbus	5/15/22	Austin Wynns	vs. Buffalo
4/12/12	Tuffy Gosewisch	vs. Syracuse	6/3/22 G1	Jorge Bonifacio	at Scranton/WB
6/2/12	Derrick Mitchell	vs. Patucket	7/17/22	Josh Ockimey	at Charlotte
6/10/12	Erik Kratz	at Syracuse	7/26/23	Aramis Garcia	vs. Syracuse
7/5/12	Tug Hulett	at Scranton/WB	8/1/23	Scott Kingery	vs. Buffalo
7/15/12	Cody Overbeck	at Norfolk	8/8/23	Kody Clemens	at Rochester
7/23/12	Andres Blanco	vs. Colorado	8/11/23	Cal Stevenson	at Rochester
4/18/13	Cody Overbeck	at Pawtucket	9/2/23	Kody Clemens	vs. Syracuse
5/11/13	Cody Asche	at Durham	9/7/23	Rafael Marchan	at Buffalo
5/4/14	Tyler Henson	at Gwinnett			
8/26/14	Maikel Franco	vs. Pawtucket			
5/23/15	Brian Bogusevic	vs. Charlotte			
8/31/15 (PH)	Jordan Danks	at Syracuse			
5/29/16	Cameron Perkins	vs. Louisville			
6/11/16	Darin Ruf	vs. Durham			
4/19/17	Dylan Cozens	vs. Columbus			
5/7/17	Rhys Hoskins	at Buffalo-G2			

PH - Pinch-Hit Grand Slam

* First Grand Slam in Coca-Cola Park

Denotes Game Winning Grand Slam

🏟️ Denotes Inside-The-Park Grand Slam

IRONPIGS PINCH-HIT HOME RUN HISTORY (14)

DATE	PLAYER	OPPONENT	DATE	PLAYER	OPPONENT
7/17/10 #	Joe Savery	at Louisville	5/22/21	Cornelius Randolph	at Syracuse
8/7/10 **	Brian Mazone	vs. Gwinnett	5/23/21	Ryan Cordell	at Syracuse
4/17/11	Delwyn Young	at Syracuse			
4/11/12	Joe Thurston	vs. Syracuse			
5/12/12	Erik Kratz	at Louisville			
4/28/13	Josh Fields	at Louisville			
6/5/14 #	Greg Smith	vs. Louisville			
6/10/14	Rusty Ryal	vs. Indianapolis			
8/24/14	Tyler Henson	vs. Syracuse			
8/30/15	Russ Canzler	at Syracuse			
8/31/15 (GS)	Jordan Danks	at Syracuse			
7/21/16	Darin Ruf	at Louisville			
7/17/10 #	Joe Savery	at Louisville			
5/24/17	Nick Williams	vs. Indianapolis			

GS - Grand Slam

* First Pinch-Hit Home Run in Coca-Cola Park

Pinch-Hit Home Run by a Pitcher

TEAM FIRSTS:

Game: 4/3/08: IronPigs @ Scranton/Wilkes-Barre Yankees (L, 4-0)
First Pitch: 7:07 p.m. (SWB's KEI Igawa to Brandon Watson)
First IronPigs Pitch: J.A. Happ to SWB Yankees' Brett Gardner
First Pitch at Coca-Cola Park: 7:10 p.m. by J.D. Durbin to Richmond's Josh Anderson
Home Game: 4/11/08: Richmond Braves @ IronPigs (L, 6-0)
Win: 4/14/08: Richmond Braves @ IronPigs (W, 3-1)
Shutout: 5/13/08 vs. NOR, 7-0 (Les Walrond, 7.0 ip) and John Ennis (2.0 ip)
Walk-Off Victory: 5/9/08 vs. Columbus (10th; Solo HR Jon Knott off Schroder)
Extra-inning Game: 5/7/08 @ Toledo, 10 innings (L, 7-6)
Extra-inning Win: 5/9/08 vs. Columbus, 10 innings (W, 4-3)
Doubleheader: 5/19/08 @ Buffalo (L, 3-2 and W, 9-1)
Doubleheader Sweep: 6/11/08 vs. Buffalo (7-3 and 3-0)
Triple Play: 5/16/12 vs. IND (E. Kratz (2)-A. Blanco (6)-K. Frandsen (4); 8th inn.)
Ejection: T.J. Bohn, 4/9/08 @ PAW (7th; by Conroy, Argued out call at 1B)
ML Promotion: Chris Snelling, 4/13/08-6/10/08
ML Rehab: Shane Victorino, 4/26/08-4/27/08 vs. ROC

INDIVIDUAL FIRSTS (BATTING)

Batter: Brandon Watson, 4/3/08 (Struck out looking)
Baserunner: Brandon Watson, 4/3/08 @ SWB (Singled to CF in 7th, Scott Patterson)
Double: T.J. Bohn, 4/4/08 @ SWB (8th inning, Chris Britton)
Triple: Joey Hammond, 4/19/08 @ SYR (6th inning, Bubba Nelson)
Home Run: Andy Tracy, 4/4/08 @ SWB (2nd inning, Steven White)
Grand Slam: Jon Knott, 6/19/08 @ CHA (3rd inning, Jack Egbert)
Back-to-Back HR: Andy Tracy & Brennan King, 6/3/08 @ IND (4th inning off L. Munoz)
Base on Balls: Valentino Pascucci, 4/3/08 @ SWB (7th inning, Scott Patterson)
Intentional Walk: Brennan King, 4/15/08 vs. TOL (7th, Casey Fossum)
Reach on Error: Valentino Pascucci, 4/11/08 @ PAW (4th inning)
Stolen Base: Casey Smith, 4/7/08 @ PAW (4th inning, Michael Tejera)
Caught Stealing: Valentino Pascucci, 4/11/08 (4th inning)
Hit by Pitch: Chris Snelling, 4/7/08 @ PAW (3rd inning, M. Tejera)
Run Scored: Andy Tracy, 4/4/08 @ SWB (2nd inning)
Run Batted In: Andy Tracy, 4/4/08 @ SWB (2nd inning)
5-Hit Game: Michael Taylor, 8/12/09 vs. LOU
First Cycle: Michael Taylor, 8/12/09 vs. LOU

INDIVIDUAL FIRSTS (PITCHING)

Win: Ron Chiavacci, 4/14/08 vs. RIC
Loss: J.A. Happ, 4/3/08 @ SWB
Save: Matt Childers, 4/14/08 vs. RIC
Hit: J.A. Happ, 4/3/08 (HR by Jason Lane, 2nd)
Base on Balls: J.A. Happ, 4/3/08 (Alberto Gonzalez, 4th)
Intentional Walk: Vic Darensbourg, 4/4/08 @ SWB (Jason Lane, 8th)
Strikeout: J.A. Happ, 4/3/08 (Brett Gardner, 1st)
Hit Batsman: Vic Darensbourg, 4/4/08 @ SWB (Alberto Gonzalez, 8th)
Wild Pitch: Ron Chiavacci, 4/4/08 @ SWB (4th)
Shutout (7 inn.): Brian Mazzone, 6/11/08 (3-0 vs. BUF-G2)
Shutout (9 inn.): Les Walrond, 7/6/08 (2-0 vs. LOU)

IRONPIGS 10th ANNIVERSARY TEAM

In a process that began on Nov. 28, 2016, the IronPigs unveiled the 13 players on their 10th Anniversary Team (2008-16). The three month process ran through Feb. 27, 2017, and was voted on via 4,488 fan votes on Twitter. Each member was selected from a field of the top four candidates at each position, as designated by IronPigs officials. Each candidate had to meet certain requirements, which included having played their listed position as a primary position for at least one season with Lehigh Valley. More information on the voting results and other contestants at each position appears below.

RH Starter: Jake Thompson (38%)
Other Nominees: David Buchanan (25%), Tyler Cloyd (23%), Drew Carpenter (14%)

LH Starter: J.A. Happ (85%)
Other Nominees: Anthony Vasquez (7%), Brian Mazzone (6%), Greg Smith (2%)

RH Reliever: Scott Mathieson (75%)
Other Nominees: Luis Garcia (11%), Michael Schwimer (8%), Phillippee Aumont (6%)

LH Reliever: Mike Zagurski
Other Nominees: Jake Diekman (36%), Cesar Jimenez (11%), Adam Loewen (12%)

Catcher: Erik Kratz (68%)
Other Nominees: Andrew Knapp (28%), Jason Jaramillo (5%), John Suomi (3%)

First Base: Andy Tracy (49%)
Other Nominees: Darin Ruf (34%), Cody Overbeck (9%), Russ Canzler (8%)

Second Base: Cesar Hernandez (43%)
Other Nominees: Kevin Frandsen (40%), Tyler Henson (14%), Josh Barfield (3%)

RIGHT-HANDED STARTING PITCHER



JAKE THOMPSON
 (2016)

11-5, 2.50 ERA in 21 GS

Thompson won the 2016 IL Pitcher of the Year by going 11-5 with a 2.50 ERA in 21 starts while recorded 87 strikeouts in 129.2 IP. He nearly broke both the team single-season wins record (12) and ERA mark (2.50) before his promotion on Aug. 6. For the season, his ERA led all of Triple-A and ties him for the franchise career-record with Brian Gordon (2010-11). The Dallas native was in a five-way-tie for most wins in the IL and finished with second in WHIP (1.10) behind teammate Ben Lively (0.93). He set a club record with a five-start winning streak from July 6-31 (5-0, 1.69).

Shortstop: Freddy Galvis (42%)
Other Nominees: J.P. Crawford (39%), Chase d'Arnaud (13%), Andres Blanco (6%)

Third Base: Maikel Franco (52%)
Other Nominees: Cody Asche (32%), Mike Cervenak (13%), Cody Ransom (3%)

Left Field: Darin Ruf (48%)
Other Nominees: Brandon Moss (25%), Nick Williams (21%), Leandro Castro (6%)

Center Field: Rich Thompson (56%)
Other Nominees: Cam Perkins (28%), Brian Bogusevic (11%), Brandon Watson (5%)

Right Field: Domonic Brown (43%)
Other Nominees: John Mayberry Jr. (41%), Steve Susdorf (14%), Jon Knott (2%)

Utility: Kevin Frandsen (52%)
Other Nominees: Mike Cevenak (21%), Tyler Henson (17%), Russ Canzler (10%)

LEFT-HANDED STARTING PITCHER



JA HAPP
 (2008, 2010)

8-8, 3.78 ERA in 29 G, 27 GS

The 2008 Paul Owens Award Winner started in the franchise's first game on April 3, 2008, in a 4-0 loss to SWB. Happ rebounded to have a solid inaugural season -- going 8-7 with a 3.60 ERA in 24 G (23 GS). What made his season more impressive was that he posted an above .500 winning percentage (.533) for a team with the lowest (.403) in franchise history. In fact, LHV emerged victoriously in 12 of his final 17 appearances (70.6%) from May 9 on. He also racked up 151 SO, which ranked second in the IL and still stands as a franchise single-season record.

IRONPIGS 10th ANNIVERSARY TEAM

RIGHT-HANDED RELIEF PITCHER



SCOTT MATHIESON
(2010-11)

5-8, 3.07 ERA, 32 SV in 84 G

Mathieson holds the single-season records for games pitched (54) and saves (26) in his two years with the IronPigs from 2010-11. The Vancouver, BC, Canada, native is also listed on the all-time career list in multiple categories: ERA (5th, 3.07), games pitched (7th, 84), saves (2nd, 31) and strikeouts (9th, 166). In 2010 with the IronPigs, Mathieson was named a Phillies organizational All-Star by MiLB.com and was named to a mid-season All-Star in the IL. He also garnered the Pitcher of the Month award in the Phillies organization in May of 2010 with a 1-0 record, a microscopic 0.64 ERA and five saves.

LEFT-HANDED RELIEF PITCHER



MIKE ZAGURSKI
(2010-11)

6-3, 2.95 ERA, 14 SV, 20 HLD in 98 G

Zagurski's best season with LHV came in 2011, when he went 4-0 with a 2.65 ERA in 54.1 IP over 46 games. The Omaha native also converted a team-high 11 of 12 save opportunities and notched nine holds. His 11 saves rank tied for eighth on the all-time single-season list and his nine holds sit fifth. For his efforts, Zagurski was named a 2011 IL midseason All-Star. He is also ranked third on the single-season list for most games pitched in a season, when he appeared in 52 contests for the Pigs in 2010. He ranks among the best in multiple career statistics for Pigs pitchers: games (3rd, 98), saves (9th, 14) and holds (2nd, 20).

CATCHER



ERIK KRATZ
(2011-13, 2015)

.284-26-99 in 169 G, 38 2B

Kratz, who represented the Pigs on the 2011 midseason IL All-Star Team, is the career leader in many offensive categories among catchers - including games (169), AVG (.284), HR (26), RBI (99) and BB (66) accomplished over parts of four seasons. In addition, the Telford, Pa., native appears in the Top-10 all-time in AVG (8th), HR (5th), RBI (10th) and BB (66). In his all-star season of 2011, he posted single-season catcher records for AVG (.288), HR (15) and RBI (53) while finishing 21st in the IL in AVG and third among catchers.

FIRST BASE



ANDY TRACY
(2008-10)

.272-69-261 in 378 G, 207 BB

Tracy is the franchise career record-holder in HR (69), RBI (261) and BB (207) as compiled in 378 G during the first three seasons of IronPigs baseball. In fact, he has 30 HR and 99 RBI more than the second-place player on those lists (Overbeck). The 2009 and 2010 IL midseason All-Star is one of just two Pigs all-time to appear in multiple "midsummer's classics" (Cervenak) and is the only one to appear in a Home Run Derby (2009-10). He is also the only Pigs position player to win an IL Player of the Month award (June 2010) and holds the most IL Player of the Week awards at three.

IRONPIGS 10th ANNIVERSARY TEAM

SECOND BASE



CESAR HERNANDEZ
(2012-14)

.286-2-50 in 174 G, 44 SB

In 2013, Hernandez became a force in Triple-A -- leading the in IL in triples (9), while ranking third in AVG (.309) and sixth in SB (32). For that effort, the Venezuela native was named to both the IL midseason and postseason All-Star teams - making him just one of four Pigs all-time to receive both accolades in a season. His .309 average is the second highest in single season in franchise history (Mike Cervenak '08, .311) and his .286 career mark ranks seventh. He also lists second in career triples (13) and third in stolen bases (44). In 2014, he tied the franchise record with an eight-game run scoring streak (Steve Susdorf '12).

THIRD BASE



MAIKEL FRANCO
(2014-15)

.278-20-102 in 166 G

Just 21 years old in 2014, Franco led the Pigs in home runs (16), RBI (78), doubles (33) and total bases (223) while finishing third in the IL in RBI and extra basehits (53) and fifth in TB. The Dominican continued his torrid finish in 2014 into 2015, when he hit .355-4-24 in 33 G before being recalled to Philadelphia for good on May 15. At that time, Franco was leading the IL in hits (50), 2B (12), TB (76), XBH (17) and RBI (24) while ranking second in average (.355) and slugging percentage (.539). He ranks ninth among franchise career leaders in both HR (20) and RBI (102).

SHORTSTOP



FREDDY GALVIS
(2011, 2013-14)

.264-6-48 in 130 G, .987 FPCT

Galvis made a huge impact with Pigs from the moment he made his Triple-A debut as a 21-year-old in 2011. The Venezuela native joined the IronPigs in August in the midst of a playoff chase -- and hit .298 in 33 G while committed just three errors and making an array of highlight-reel plays. In 2013, Galvis committed just three errors and, at one point, sported a 40-G errorless streak (6/30-8/11). He finished the season with a .988 fielding PCT, which was best among all Triple-A shortstops with at least 27 G. He then committed one error in 35 G with LHV in 2014 to finish his IL career with a .987 fielding PCT (7 E in 546 total chances).

LEFT FIELD



DARIN RUF
(2013-16)

.280-28-127 in 208 G, 47 2B

Ruf put forth as good a stretch offensively as any Pigs in history in 2016. At the time he was promoted on Sept. 1, the Omaha native had just ended a career-high, 16-G hitting streak - during which time he posted a batting line of .397-5-15 (25-63). Despite playing in only 95 G in 2016, Ruf led the IL in slugging (.529) while finishing tied for fifth in HR (20), tied for 10th in RBI (65) and 11th in AVG (.294). In single-season lists, his 20 HR sit fifth and his .294 AVG is seventh. In all-time career ranks, the slugger places fourth in HR (28), fifth in RBI (127) and 10th in average (.280).

IRONPIGS 10th ANNIVERSARY TEAM

CENTER FIELD



RICH THOMPSON

(2008-12)

.272-16-150 in 469 G, 134 SB

The all-time franchise leader in games played (469), Thompson also holds Lehigh Valley career records for hits (452), doubles (83), triples (26), runs (244) and stolen bases (134). In addition, the Reading, Pa., native also established single-season records -- and led the IL -- in both runs (81) and stolen bases (48) during the 2011 campaign in which the IronPigs made their only all-time appearance in the Governors Cup. In fact, his 48 stolen bases were most by a Phillies' Triple-A player in 30 years and since Bob Dernier's 72 swipes in 1981 with Oklahoma City. Amazingly, Thompson was only caught stealing 16 times in his five seasons.

RIGHT FIELD



DOMONIC BROWN

(2010-12, 2015)

.281-15-90 in 181 G, 31 SB

Brown arrived in Lehigh Valley on June 25, 2010, and hit safely in 24 of his first 28 G -- reaching safely in 26 G -- to begin his Pigs career. After a stint with the Phillies, he returned to LHV in May 2011 and picked up right where he left off. By Aug. 1, he extended his string to hitting safely in 38 of his first 42 career games in the IL -- and posted a franchise-record, 21-G hitting streak (.364-2-15) that survived an offseason and three promotions. The Stone Mountain, Ga., also appears on many of the franchise career leader boards, including fifth in stolen bases (31), ninth in walks (67) and 10th in AVG (.281).

UTILITY



KEVIN FRANDSEN

(2011-12)

.302-5-73 in 176 G

Frandsen was incredibly consistent, batting .303 in 2011 and .302 in 2012. The San Jose, Calif., native spent time at all four infield positions in each of his two years with LHV and currently ranks second all-time in career batting (.302) and 10th in hits (204). In 2011, Frandsen set a franchise record with seven straight multi-hit games and later provided the game-winning RBI in both Game 1 and Game 3 of the first-round playoff sweep over Pawtucket. In 2012, he was leading IL in doubles (34) and was tied for first in hits (118) at time of promotion on July 27.

MANAGER



RYNE SANDBERG

(2011-12)

155-132 (.540)

Sandberg, who led the Pigs to their first IL postseason appearance (2011) and to a 155-132 record over two seasons, has the highest career winning percentage (.540) among all-time LHV managers. In fact, his win on Opening Day 2011 marked the first time LHV had a record above .500 in then, their fourth season, as a Triple-A franchise. The Hall-of-Famer guided the team to a then-franchise record 80 wins and their only trip to the Governors Cup finals. Although missing the postseason in 2012, the team boasted a 75-68 record -- the Pigs' third-best, single-season mark all-time.

PHILLIES AFFILIATES

Year	Team	Manager	Record	Totals
1940	Baltimore (Orioles)	Tommy Thomas	81-79 (.506)	81-79 (.506)
1948	Toronto (Maple Leafs)	Eddie Sawyer / Dick Porter		78-76 (.506)
1949	Toronto	Del Bissonette	80-72 (.526)	
1950	Toronto	Jack Sanford	60-90 (.400)	218-238 (.478)
1951	Baltimore (Orioles)	Nick Cullop	69-82 (.457)	
1952	Baltimore	Don Heffner	70-84 (.455)	
1953	Baltimore	Don Heffner	82-72 (.532)	221-238 (.481)
1954	Syracuse (Chiefs)	Skeeter Newsome	79-76 (.510)	
1955	Syracuse	Skeeter Newsome	74-79 (.484)	153-155 (.497)
1956	Miami (Marlins)	Don Osbourn	80-71 (.530)	
1957	Miami	Don Osbourn	75-78 (.490)	
1958	Miami	Kerby Farrell	75-78 (.490)	230-227 (.503)
1959	Buffalo (Bisons)	Kerby Farrell	89-64 (.582)	
1960*	Buffalo	Kerby Farrell	78-75 (.510)	
1960*	Indianapolis (Indians)	Johnny Hutchings / Ted Beard	65-89 (.422)	
1961	Buffalo	Kerby Farrell	81-67 (.547)	
1962**	Buffalo	Kerby Farrell	73-80 (.477)	
1962**	Dallas/Fort Worth (Rangers)	Connie Ryan	66-81 (.449)	452-456 (.498)
1963	Arkansas (Travelers)	Frank Lucchesi	78-73 (.517)	
1964	Arkansas	Frank Lucchesi	95-61 (.609)	
1965	Arkansas	Frank Lucchesi	67-79 (.459)	240-213 (.530)
1966	San Diego (Padres)	Frank Lucchesi	72-75 (.490)	
1967	San Diego	Bob Skinner	85-63 (.574)	
1968	San Diego	Bob Skinner / Bobby Klaus	76-70 (.521)	240-213 (.530)
1969	Eugene (Emeralds)	Frank Lucchesi	88-58 (.603)	
1970	Eugene	Bob Wellman/Lou Kahn	66-80 (.452)	
1971	Eugene	Andy Semminick	66-79 (.455)	
1972	Eugene	Andy Semminick	79-69 (.534)	
1973	Eugene	Jim Bunning	64-79 (.448)	363-365 (.499)
1974	Toledo (Mud Hens)	Jim Bunning	70-74 (.486)	
1975	Toledo	Jim Bunning	62-78 (.443)	132-152 (.465)
1976	Oklahoma (89ers)	Jim Bunning	72-63 (.533)	
1977	Oklahoma	Cal Emery / Mike Ryan	70-66 (.515)	
1978	Oklahoma	Mike Ryan	62-74 (.459)	
1979	Oklahoma	Lee Elia	72-63 (.533)	
1980	Oklahoma	Jim Snyder	70-65 (.519)	
1981	Oklahoma	Jim Snyder	69-67 (.507)	
1982	Oklahoma	Ron Clark / Cot Deal / Tony Taylor	43-91 (.321)	458-489 (.484)
1983	Portland (Beavers)	John Felske	75-67 (.528)	
1984	Portland	Lee Elia	62-78 (.443)	
1985	Portland	Bill Dancy	68-74 (.479)	
1986	Portland	Bill Dancy	68-73 (.482)	273-292 (.483)
1987	Maine (Guides)	Bill Dancy	60-80 (.429)	
1988	Maine (Phillies)	George Culver	62-80 (.437)	122-160 (.433)
1989	Scranton/Wilkes-Barre (Red Barons)	Bill Dancy	64-79 (.448)	
1990	Scranton/Wilkes-Barre	Bill Dancy	68-78 (.466)	
1991	Scranton/Wilkes-Barre	Bill Dancy	65-78 (.455)	
1992	Scranton/Wilkes-Barre	Lee Elia	84-58 (.592)	
1993	Scranton/Wilkes-Barre	George Culver	62-80 (.437)	
1994	Scranton/Wilkes-Barre	Mike Quade	62-80 (.437)	
1995	Scranton/Wilkes-Barre	Mike Quade	70-72 (.493)	
1996	Scranton/Wilkes-Barre	Butch Hobson / Ramon Aviles	70-72 (.493)	
1997	Scranton/Wilkes-Barre	Marc Bombard	66-76 (.465)	
1998	Scranton/Wilkes-Barre	Marc Bombard	67-75 (.472)	
1999	Scranton/Wilkes-Barre	Marc Bombard	78-66 (.542)	
2000	Scranton/Wilkes-Barre	Marc Bombard	85-60 (.586)	
2001	Scranton/Wilkes-Barre	Marc Bombard / Jerry Martin	78-65 (.545)	
2002	Scranton/Wilkes-Barre	Marc Bombard	91-53 (.632)	
2003	Scranton/Wilkes-Barre	Marc Bombard	73-70 (.510)	
2004	Scranton/Wilkes-Barre	Marc Bombard	69-73 (.486)	
2005	Scranton/Wilkes-Barre	Gene Lamont	69-75 (.479)	
2006	Scranton/Wilkes-Barre	John Russell	84-58 (.592)	1,305-1,270 (.507)
2007	Ottawa (Lynx)	John Russell	55-88 (.385)	55-88 (.385)
2008	Lehigh Valley (IronPigs)	Dave Huppert	55-89 (.382)	
2009	Lehigh Valley	Dave Huppert	71-73 (.493)	
2010	Lehigh Valley	Dave Huppert	58-86 (.403)	
2011	Lehigh Valley	Ryne Sandberg	80-64 (.556)	
2012	Lehigh Valley	Ryne Sandberg	75-68 (.524)	
2013	Lehigh Valley	Dave Brundage	72-72 (.500)	
2014	Lehigh Valley	Dave Brundage	66-78 (.458)	
2015	Lehigh Valley	Dave Brundage	63-81 (.438)	
2016	Lehigh Valley	Dave Brundage	85-58 (.594)	
2017	Lehigh Valley	Dusty Wathan	80-62 (.563)	
2018	Lehigh Valley	Gary Jones	84-56 (.600)	
2019	Lehigh Valley	Gary Jones	66-74 (.471)	
2021	Lehigh Valley	Gary Jones	53-75 (.414)	
2022	Lehigh Valley	Anthony Contreras	76-72 (.513)	
2023	Lehigh Valley	Anthony Contreras	80-66 (.548)	1,064-1,074 (.498)

OVERALL

5,481-5,430 (.502)

Bold Denotes League Champion

* Phillies split Triple-A players between Buffalo & Indianapolis in 1960;

** Phillies split Triple-A players between Buffalo & Dallas/Fort Worth in 1962

HITTING STATISTICS**1989-06 SCRANTON/WILKES-BARRE; 2007 OTTAWA**

YEAR	AVG	AB	R	H	HR	RBI	SB	BB	SO	E
2007	.267	4821	553	1287	59	517	57	412	760	117
2006	.260	4710	574	1225	83	530	106	377	912	98
2005	.283	4874	677	1380	99	634	70	410	824	116
2004	.272	4769	666	1298	92	627	103	473	835	133
2003	.255	4803	614	1226	93	570	72	398	868	114
2002	.269	4934	705	1328	89	652	109	471	858	118
2001	.259	4947	642	1281	100	594	131	495	989	100
2000	.273	4909	717	1341	113	651	139	481	782	103
1999	.254	4799	728	1220	132	674	90	583	1035	132
1998	.273	4877	746	1332	164	695	110	525	932	132
1997	.277	4714	715	1304	118	664	70	496	867	150
1996	.258	4692	640	1210	101	583	93	450	819	130
1995	.272	4734	645	1286	73	602	95	459	777	133
1994	.249	4758	586	1184	95	544	71	449	854	155
1993	.256	4758	603	1218	89	545	97	417	727	147
1992	.251	4604	566	1156	90	500	97	416	846	n/a
1991	.269	4799	666	1290	99	618	100	442	797	148
1990	.251	4628	581	1163	90	553	97	524	936	134
1989	.251	4597	547	1152	71	490	125	457	801	116

PITCHING STATISTICS**1989-06 SCRANTON/WILKES-BARRE; 2007 OTTAWA**

YEAR	W-L	ERA	CG	SHO	SV	SO	BB
2007	55-88	4.77	6	3	34	903	500
2006	84-58	3.28	7	13	51	897	393
2005	69-75	4.44	9	4	37	936	465
2004	69-73	4.39	8	8	33	807	359
2003	73-70	3.79	3	15	35	963	334
2002	91-53	3.27	7	10	45	878	395
2001	78-65	3.19	8	7	33	1095	395
2000	85-60	3.63	14	10	34	936	466
1999	78-66	4.60	9	11	40	912	494
1998	67-75	4.89	17	8	33	926	452
1997	66-76	4.59	20	7	32	964	488
1996	70-72	4.67	6	4	36	819	450
1995	70-72	4.03	12	8	25	882	435
1994	62-80	4.68	17	9	26	881	534
1993	62-80	4.15	13	4	27	912	465
1992	84-62	2.89	16	7	46	907	431
1991	65-78	4.42	11	4	29	853	609
1990	68-78	4.10	8	2	39	862	575
1989	64-79	4.19	20	6	31	802	505

PRE-LHV YEAR-BY-YEAR STATISTICS

INDIVIDUAL HITTING LEADERS

AVERAGE

'07 Thurston, J.	.300
'06 Ruiz, C.	.307
'05 Sandoval, D.	.331
'04 Collier, L.	.326
'03 Utley, C.	.323
'02 Roberge, J.	.300
'01 Forbes, P.	.305
'00 Anderson, M.	.305
'99 McMillon, B.	.304
'98 Anderson, M.	.306
'97 Barron, T.	.328
'96 Zuber, J.	.311
'95 Jordan, K.	.310
'94 Schall, G.	.285
'93 Longmire, T.	.304
'92 Schu, R.	.310
'91 Schu, R.	.321
'90 Stanicek, S.	.282
'89 Stanicek, S.	.285

RUNS

'07 Thurston, J.	70
'06 Thurston, J.	74
'05 Victorino, S.	93
'04 Budzinski, M.	79
'03 Utley, C.	80
'02 Byrd, M.	103
'01 Forbes, P.	79
'00 Woods, K.	89
'99 McMillon, B.	97
'98 Anderson, M.	104
'97 Zuber, J.	85
'96 Schall, G.	66
'95 Gilbert, S.	84
'94 Gilbert, S.	81
'93 Amaro, R.	76
'92 Castillo, B.	59
'91 Peguero, J.	71
'90 Miller, K.	82
'89 Miller, K.	75

HITS

'07 Thurston, J.	149
'06 Thurston, J.	135
'05 Victorino, S.	153
'04 Ozuna, P.	145
'03 Utley, C.	139
'02 Doster, D.	171
'01 Forbes, P.	157
'00 Woods, K.	155
'99 Magee, W.	160
'98 Anderson, M.	176
'97 Relaford, D.	138
'96 Zuber, J.	128
'95 Gilbert, S.	141
'94 Gilbert, S.	139
'93 Longmire, T.	136
'92 Schu, R.	124
'91 Peguero, J.	138
'90 Miller, K.	142
'89 Miller, K.	125

DOUBLES

'07 Burnham, G.	35
'06 Thurston, J.	29
'05 Rushford, J.	29
'04 Rushford, J.	30
'03 Chapman, T.	36
'02 Utley, C.	39
'01 Orie, K.	34
'00 3 Players tied	28
'99 McMillon, B.	38
'98 Doster, D.	38
'97 Zuber, J.	37
'96 Battle, H.	24
'95 Jordan, K.	29
'94 Schall, G.	35
'93 Longmire, T.	36
'92 Alexander, G.	26
'91 Schu, R.	30
'90 Miller, K.	27
'89 Stanicek, S.	25

TRIPLES

'07 Thurston, J.	9
'06 Thurston, J.	9
'05 Victorino, S.	16
'04 Budzinski, M.	15
'03 Sefcik, K.	4
'02 Doster, D.	10
'01 Punto, N.	5
'00 Rollins, J.	11
'99 Frazier, L.	7
'98 Anderson, M.	14
'97 Otero, R.	5
'96 Butler/Otero	8
'95 Tokheim, D.	8
'94 Schall/Gilbert	4
'93 Marsh, T.	8
'92 Batiste, K.	6
'91 Wade, S.	7
'90 Morandini, M.	10
'89 Redfield/Bullock	8

HOME RUNS

'07 Burnham, G.	12
'06 Ruiz, C.	16
'05 Coste, C.	20
'04 Collier, L.	14
'03 Utley, C.	18
'02 Utley, C.	17
'01 Valent, E.	21
'00 Schall, G.	21
'99 Lovullo, T.	21
'98 Magee, W.	24
'97 Barron, T.	18
'96 Schall, G.	17
'95 Schall, G.	12
'94 Schall, G.	16
'93 Manto, J.	17
'92 Castillo, B.	13
'91 Alexander, G.	17
'90 Knabenshue, C.	18
'89 Miller, K.	13

RBI

'07 Burnham, G.	84
'06 Ruiz, C.	69
'05 Coste, C.	89
'04 Ozuna, P.	76
'03 Chapman, T.	82
'02 Doster, D.	91
'01 Valent, E.	78
'00 Schall, G.	80
'99 Lovullo, T.	106
'98 Anderson, M.	86
'97 Doster, D.	79
'96 Schall, G.	67
'95 Tokheim, D.	66
'94 Schall, G.	89
'93 Manto, J.	88
'92 Alexander, G.	53
'91 Schu, R.	57
'90 Stanicek, S.	76
'89 Miller, K.	62

STOLEN BASES

'07 Roberson, C.	19
'06 Roberson, C.	25
'05 Victorino, S.	17
'04 Ozuna, P.	31
'03 Knupfer, J.	13
'02 Punto, N.	42
'01 Punto, N.	33
'00 Anderson/Rollins	24
'99 Frazier, L.	21
'98 Anderson, M.	24
'97 Relaford, D.	29
'96 Otero, R.	15
'95 Holifield, R.	21
'94 Gilbert, S.	20
'93 Amaro, R.	25
'92 Peguero, J.	14
'91 Peguero, J.	21
'90 Morandini, M.	16
'89 Barrett, T.	44

INDIVIDUAL PITCHING LEADERS

WINS	ERA	STRIKEOUTS	INNINGS
'07 Childers, M. 7-4	'07 Happ, J. 5.02	'07 Happ, J. 117	'07 Happ, J. 118.1
'06 Mazone, B. 13-3	'06 Mazone, B. 2.03	'06 Brito, E. 103	'06 Germano, J.155.1
'05 Bacsik/Condrey7	'05 Condrey, C. 4.15	'05 Bacsik, M. 112	'05 Bacsik, M. 160.1
'04 Giese, D. 12-5	'04 Yarnall, E. 3.97	'04 Yarnall, E. 93	'04 Condrey, C. 155.0
'03 Madson, R. 12-8	'03 Telemaco, A.3.24	'03 Madson, R. 138	'03 Hancock, J.165.2
'02 Roa, J. 14-0	'02 Roa, J. 1.86	'02 Junge, E. 126	'02 Junge, E. 180.2
'01 Duckworth, B.13-2	'01 Duckworth, B.2.63	'01 Duckworth, B.150	'01 Duckworth, B.147.0
'00 Thomas, E. 13-10	'00 Politte, C. 3.12	'00 Thomas, E. 127	'00 Thomas, E. 171.0
'99 Bolton, R. 11-10	'99 Bolton, R. 3.82	'99 Bennett, J. 125	'99 Bolton, R. 153.0
'98 Maduro, C. 12-9	'98 Nye, R. 4.05	'98 Maduro, C. 120	'98 Maduro, C. 177.2
'97 Winston, D. 7-4	'97 Loewer, C. 4.60	'97 Loewer, C. 152	'97 Loewer, C.184.0
'96 Crawford, C.9-10	'96 Crawford, C.4.54	'96 Elliot, D. 93	'96 Crawford, C.158.2
'95 Springer, D.10-11	'95 Deshaies, J.3.45	'95 Springer, D. 115	'95 Ilsley, B. 185.1
'94 Gaddy, B. 9-12	'94 Gaddy, B. 3.59	'94 Gaddy, B. 117	'94 Gaddy, B. 165.1
'93 Abbott, K. 12-10	'93 Abbott, K. 3.95	'93 Fletcher, P. 116	'93 Fletcher, P.140.0
'92 Weston, M. 10-6	'92 Mauser, T. 2.97	'92 Brink, B. 92	'92 Weston, M.170.2
'91 Ashby, A. 11-11	'91 Ashby, A. 3.46	'91 Ashby, A. 113	'91 Ashby, A. 161.1
'90 Frohwirth, T. 9-7	'90 Moore, B. 3.72	'90 Grimsley, J. 99	'90 Scanlan, B.130.0
'89 Ritchie, W. 7-4	'89 Maddux, M. 3.66	'89 Maddux, M. 100	'89 Dillard, G. 157.2

TOP-10 CAREER BATTING LEADERS

GAMES	AT-BATS	RUNS	HITS	STOLEN BASES
1. Doster, D. 604	1. Doster, D. 2,340	1. Doster, D. 346	1. Doster, D. 665	1. Thompson, R.134
2. Schall, G. 588	2. Schall, G. 2,075	2. Zuber, J. 316	2. Zuber, J. 590	2. Punto, N. 82
3. Zuber, J. 554	3. Zuber, J. 1,932	3. Schall, G. 315	3. Schall, G. 587	3. Doster, D. 58
4. Legg, G. 473	4. Thompson, R.1,657	4. Magee, W. 262	4. Magee, W. 454	4. Kingery, S. 55
5. Thompson, R.469	5. Rushford, J.1,620	5. Thompson, R.244	5. Thompson, R.452	5. Taylor, R. 54
6. Rushford, J. 447	6. Magee, W. 1,615	6. Tracy, A. 211	6. Rushford, J. 446	6. Henson, T. 48
7. Magee, W. 420	7. Legg, G. 1,498	7. Legg, G. 196	7. Legg, G. 402	Anderson, M. 48
8. Valent, E. 391	8. Valent, E. 1,444	8. Valent, E. 196	8. Valent, E. 357	Hernandez, C. 44
9. Tracy, A. 378	9. Tracy, A. 1,308	9. Rushford, J. 189	9. Tracy, A. 356	Barrett, T. 44
10. Overbeck/Forbes 323	10. Marsh, T. 1,217	10. Estalella, B. 177	10. Forbes, P. 346	10. Orr, P. 40

DOUBLES	TRIPLES	HOME RUNS	RBI	AVERAGE
1. Doster, D. 147	1. Thompson, R. 26	1. Schall, G. 86	1. Schall, G. 381	1. Collier, L. .326
2. Schall, G. 133	2. Doster, D. 23	2. Tracy, A. 69	2. Doster, D. 368	2. Castillo, A .316
3. Zuber, J. 125	Budzinski, M. 23	3. Magee, W. 65	3. Zuber, J. 283	3. Schu, R. .315
4. Magee, W. 101	4. Anderson, M 22	4. Hall, D. 60	4. Tracy, A. 261	Victorino, S. .315
5. Rushford, J. 96	5. Marsh, T. 20	5. Doster, D. 59	5. Magee, W. 234	5. Meneses, J .311
6. Valent, E. 91	6. Zuber, J. 18	6. Cozens, D. 55	6. Rushford, J. 218	6. Cervenak, M..308
7. Thompson, R. 83	7. Taylor, R. 17	7. Estalella, B. 51	7. Valent, E. 213	7. Anderson, M..306
8. Tracy, A. 80	Victorino, S. 17	8. Valent, E. 42	8. Hall, D. 205	8. Zuber, J. .305
9. Marsh, T. 76	9. Schall, G. 16	9. Utley, C. 41	9. Marsh, T. 188	Watson, B. .305
10. Utley, C. 73	10. 3 Players Tied13	10. Burton/Marsh 39	10. Estalella, B. 184	10. Ozuna, P. .303

Statistics from Phillies Triple-A Affiliates 1989-Present

TOP-10 CAREER PITCHING LEADERS

GAMES		INNINGS		WINS		WIN PCT.*	
1. Sanches, B.	152	1. Mazone, B	548.2	1. Mazone, B.	34	1. Schwimer, M.	.765
2. Crowell, J.	144	2. Combs, P.	453.1	2. Thomas, E.	26	2. Duckworth, B.	.741
3. Aumont, P.	140	3. Green, T.	413.1	3. Buchanan, D.	24	3. Figueora, N.	.688
4. Giese, D.	137	4. Thomas, E.	397.0	Carpenter, D.	24	4. Martin, E.	.684
5. Geary, G.	136	5. Nye, R.	395.1	4. Nye, R.	23	5. Ayrault, B.	.650
6. Patterson, J.	125	6. Carpenter, D.	374.1	5. Green, T.	21	Ritchie, W.	.650
7. Fesh, S.	117	7. Fletcher, P.	362.2	Condrey, C.	21	7. Williams, M.	.645
8. Mauser, T.	116	8. Condrey, C.	360.2	Mauser, T.	21	8. Lively, B.	.643
9. Jimenez, C.	115	9. Mauser, T.	347.1	Lively, B.	21	9. Giese, D.	.633
10. Sharts, S.	113	10. Telemaco, A.	331.1	9. Five Players Tied	20	10. Cloyd, T.	.630

STRIKEOUTS		ERA		SAVES		COMPLETE GAMES	
1. Mazone, B.	358	1. Roa, J.	1.86	1. Beato, P.	68	1. Green, T.	12
2. Nye, R.	317	2. Nickle, D.	2.21	2. Garcia, L.	39	2. Loewer, C.	9
3. Happ, J.A.	306	3. Gordon, B.	2.50	Baller, J.	39	3. Ashby, A.	7
Carpenter, D.	306	4. Figueroa, N.	2.71	4. Mathieson, S.	31	Brink, B.	7
5. Fletcher, P.	282	5. Jacquez, T.	2.74	Ricci, C.	31	Combs, P.	7
6. Thomas, E.	281	6. Jimenez, C.	2.80	6. Frohwirth, T.	28	7. Maduro, C.	6
7. Combs, P.	277	7. Frohwirth, T.	2.81	7. Crowell, J.	27	Williams, M.	6
8. Green, T.	268	8. Duckworth, B.	2.95	8. Heflin, B.	25	8. Fletcher, P.	5
9. Duckworth, B.	266	9. Mathieson, S.	3.07	9. Perez, F.	23	Mauser, T.	5
10. Aumont, P.	261	Irvin, C.	3.07			O'Neal, R.	5
						Ritchie, W.	5

SHUTOUTS

1. Brink, B. 4
 2. Ashby, A. 3
 3. Multiple Players 2
- Statistics from Phillies Triple-A Affiliates 1989-Present*
** Minimum of 15 Decisions*



Brandon Duckworth (L) and Nelson Figueroa (R) pitched for both the Scranton/Wilkes-Barre Red Barons and the IronPigs.
 photos by Digital Photographic Imaging

TOP-10 SINGLE-SEASON LEADERS

AT-BATS

1. Doster, D.	579	'02
2. Anderson, M.	575	'98
3. Magee, W.	566	'99
4. Gilbert, S.	547	'94
5. Valent, S.	546	'02
6. Byrd, M.	538	'02
7. Gilbert, S.	536	'95
8. Lucca, L.	533	'99
9. Franco, M.	521	'14
10. Lovullo, T.	519	'99

HITS

1. Anderson, M.	176	'98
2. Doster, D.	171	'02
3. Magee, W.	160	'99
Byrd, M.	160	'02
Doster, D.	160	'98
6. Watson, B.	158	'08
7. Forbes, P.	157	'01
8. Woods, K.	155	'00
9. Victorino, S.	153	'05
Meneses, J.	153	'18

RUNS

1. Anderson, M.	104	'98
2. Byrd, M.	103	'02
3. McMillon, B.	97	'99
4. Magee, W.	95	'99
5. Victorino, S.	93	'05
6. Doster, D.	91	'02
7. Lovullo, T.	90	'99
Wilson, W.	90	'23
9. Woods, K.	89	'00
10. Magee, W.	86	'98

DOUBLES

1. Utley, C.	39	'02
2. Doster, D.	38	'98
McMillon, B.	38	'99
4. Byrd, M.	37	'02
Zuber, J.	37	'97
6. Lovullo, T.	36	'99
Longmire, T.	36	'93
Chapman, T.	36	'03
Cervenak, M.	36	'09
10. Bumham, G.	35	'07

TRIPLES

1. Utley, C.	17	'02
2. Victorino, S.	16	'05
3. Budzinski, M.	15	'04
4. Anderson, M.	14	'98
5. Rollins, J.	11	'00
6. Morandini, M.	10	'90
Doster, D.	10	'02
8. 4 players	9	

HOME RUNS

1. Wilson, W	31	'23
2. Hoskins, R	29	'17
3. Hall, D.	28	'22
4. Cozens, D.	27	'17
5. Tracy, A.	26	'09
6. Magee, W.	24	'98
7. Moss, B.	23	'11
Meneses, J.	23	'18
9. Tracy, A.	22	'08
10. 4 Players	21	

RBI

1. Lovullo, T.	106	'99
2. Tracy, A.	96	'09
3. Hoskins, R.	91	'17
Doster, D.	91	'02
5. Coste, C.	89	'05
Schall, G.	89	'94
7. Manto, J.	88	'93
Hall, D	88	'22
9. Anderson, M.	86	'98
Wilson, W	86	'23

STOLEN BASES

1. Thompson, R.	48	'11
2. Barrett, T.	44	'89
3. Punto, N.	42	'02
4. Punto, N.	33	'01
5. Hernandez, C	32	'13
Wilson, W	32	'23
7. Ozuna, P.	31	'04
Taylor, R.	31	'01
9. Relaford, D.	29	'97
10. Two Tied	28	

WALKS

1. Coste, C.	89	'05
2. Zuber, J.	86	'99
3. Crawford, J.P.	79	'17
Zuber, J.	79	'97
5. Lovullo, T.	78	'99
6. Orie, K.	77	'01
7. Knabenshue, C.	76	'90
Punto, N.	76	'02
9. Wilson, W	75	'23
10. Tracy, A.	74	'09

AVERAGE

1. Sandoval, D.	.331	'05
2. Barron, T.	.328	'97
3. Collier, L.	.326	'04
4. Utley, C.	.323	'03
5. Schu, R.	.321	'91
6. Castillo, A.	.316	'19
7. Doster, D.	.315	'97
Zuber, J.	.315	'97
9. 3 Players Tied	.311	

K'S (BATTER)

1. Cozens, D.	194	'17
2. Walding, M	148	'18
3. Wilson, W	146	'23
4. Overbeck, C.	140	'13
5. Kingery, S	135	'23
6. Henson, T.	130	'14
7. Moss, B	127	'11
8. Bonifacio, J	125	'22
9. Michaels, J.	126	'01
10. Danks, J.	122	'15

GAMES PITCHED

1. Ricci, C.	68	'95
Ayrault, B.	68	'91
3. Frohwirth, T.	67	'90
4. Beato, P.	63	'18
5. Moore, B.	61	'89
Sharts, S.	61	'90
Baller, J.	61	'91
Hall, D.	61	'93
9. Perez, F.	58	'05
10. McElroy, C.	57	'90

WINS

1. Irvin, C.	14	'18
Roa, J.	14	'02
3. Mazone, B.	13	'06
Duckworth, B.	13	'01
5. Cloyd, T.	12	'12
Giese, D.	12	'04
Madson, R.	12	'03
Junge, E.	12	'02
Maduro, C.	12	'98
Abbott, K.	12	'93

ERA

1. Roa, J.	1.86	'02
2. Mazone, B.	2.03	'06
3. Eshelman, T.	2.23	'17
4. Cloyd, T.	2.35	'12
5. Thompson, J	2.50	'16
6. Irvin, C.	2.57	'18
7. Duckworth, B.	2.63	'01
8. Beltran, R.	2.96	'01
9. Mauser, T.	2.97	'92
10. Geary, G.	3.03	'02

K'S (PITCHER)

1. Loewer, C.	152	'97
2. Happ, J.A.	151	'08
3. Duckworth, B.	150	'01
4. Madson, R.	138	'03
5. Bennett, J.	134	'98
6. Thomas, E.	127	'00
7. Junge, E.	126	'02
8. Bennett, J.	125	'99
9. Hancock, J.	122	'03
10. 2 players	120	

GAMES STARTED

1. Mathieson, S.	26	'10
2. Ricci, C.	25	'95
3. Perez, F.	23	'06
4. Baller, J.	22	'92
Garcia, L.	22	'14
6. Frohwirth, T.	21	'90
7. Childers, M.	20	'08
8. Sanches, B.	19	'06
9. Sanches, B.	18	'07
10. Baller, J.	17	'91

Statistics from Phillies Triple-A Affiliates 1989-Present;

ALLENTOWN BASEBALL HISTORY

ALLENTOWN'S ALL-TIME PROFESSIONAL BASEBALL TEAMS

YEAR	TEAM	LEAGUE	AFFILIATION	RECORD	TOTALS
1884	Allentown Dukes	Eastern	Independent	31-44	31-44 (.413)
1888	Allentown Peanuts	Central	Independent	N/A	
1892	Allentown Colts	PA State	Independent	N/A	
1893	Allentown Colts	PA State	Independent	N/A	199-134 (.598)
1894	Allentown Kelly's Killers	PA State	Independent	N/A	
1895	Allentown Goobers	PA State	Independent	N/A	
1898	Allentown Peanuts	Atlantic	Independent	N/A	101-165 (.380)
1899	Allentown Peanuts	Atlantic	Independent	N/A	
1900	Allentown Peanuts	Atlantic	Independent	N/A	
1912	Allentown	Tri-State	Independent	65-47	191-331 (.366)
1913	Allentown	Tri-State	Independent	59-52	
1914	Allentown	Tri-State	Independent	75-35	
1929	Allentown Dukes	Eastern	Independent	61-90	54-38 (.530)
1930	Allentown Dukes	Eastern	Independent	95-75	
1931	Allentown Buffaloes	Eastern	Independent	N/A	
1932	Allentown Buffaloes	Eastern	Independent	N/A	120-155 (.486)
1935	Allentown Brooks	NY-Penn	Brooklyn Dodgers	49-87	
1936	Allentown Brooks	NY-Penn	Brooklyn Dodgers	71-68	
1939	Allentown Dukes	Interstate	Boston Braves	54-48	902-759 (.543)
1940	Allentown Wings	Interstate	St. Louis Cardinals	40-82	
1941	Allentown Wings	Interstate	Philadelphia Phillies	48-77	
1942	Allentown Wings	Interstate	St. Louis Cardinals	68-69	56-84 (.400)
1943	Allentown Wings	Interstate	St. Louis Cardinals	35-103	
1944	Allentown Cardinals	Interstate	St. Louis Cardinals	77-62	
1945	Allentown Cardinals	Interstate	St. Louis Cardinals	68-71	200-214 (.483)
1946	Allentown Cardinals	Interstate	St. Louis Cardinals	69-70	
1947	Allentown Cardinals	Interstate	St. Louis Cardinals	71-67	
1948	Allentown Cardinals	Interstate	St. Louis Cardinals	73-65	278-322 (.463)
1949	Allentown Cardinals	Interstate	St. Louis Cardinals	87-52	
1950	Allentown Cardinals	Interstate	St. Louis Cardinals	70-67	
1951	Allentown Cardinals	Interstate	St. Louis Cardinals	91-47	1,064-1,074 (.498)
1952	Allentown Cardinals	Interstate	St. Louis Cardinals	82-57	
1954	Allentown Cardinals	Eastern	St. Louis Cardinals	66-74	
1955	Allentown Cardinals	Eastern	St. Louis Cardinals	78-60	80-66
1956	Allentown Cardinals	Eastern	St. Louis Cardinals	70-67	
1957	Allentown Chiefs	Eastern	Independent	56-84	
1958	Allentown Red Sox	Eastern	Boston Red Sox	51-83	80-66
1959	Allentown Red Sox	Eastern	Boston Red Sox	82-59	
1960	Allentown Red Sox	Eastern	Boston Red Sox	67-72	
1997	Allentown Ambassadors	Northeast	Independent	39-43	80-66
1998	Allentown Ambassadors	Northeast	Independent	52-32	
1999	Allentown Ambassadors	Northern	Independent	47-39	
2000	Allentown Ambassadors	Northern	Independent	41-43	80-66
2001	Allentown Ambassadors	Northern	Independent	41-43	
2002	Allentown Ambassadors	Northern	Independent	26-64	
2003	Allentown Ambassadors	Northeast	Independent	32-58	80-66
2008	Lehigh Valley IronPigs	International	Philadelphia Phillies	55-89	
2009	Lehigh Valley IronPigs	International	Philadelphia Phillies	71-73	
2010	Lehigh Valley IronPigs	International	Philadelphia Phillies	58-86	80-66
2011	Lehigh Valley IronPigs	International	Philadelphia Phillies	80-64	
2012	Lehigh Valley IronPigs	International	Philadelphia Phillies	75-68	
2013	Lehigh Valley IronPigs	International	Philadelphia Phillies	72-72	80-66
2014	Lehigh Valley IronPigs	International	Philadelphia Phillies	66-78	
2015	Lehigh Valley IronPigs	International	Philadelphia Phillies	63-81	
2016	Lehigh Valley IronPigs	International	Philadelphia Phillies	85-58	80-66
2017	Lehigh Valley IronPigs	International	Philadelphia Phillies	80-62	
2018	Lehigh Valley IronPigs	International	Philadelphia Phillies	84-56	
2019	Lehigh Valley IronPigs	International	Philadelphia Phillies	66-74	80-66
2021	Lehigh Valley IronPigs	Triple-A East	Philadelphia Phillies	53-75	
2022	Lehigh Valley IronPigs	International	Philadelphia Phillies	76-72	
2023	Lehigh Valley IronPigs	International	Philadelphia Phillies	80-66	1,064-1,074 (.498)

YEAR-BY-YEAR ATTENDANCE

- 2008 -
Total Attendance: 602,034 (71)
Average per Game: 8,479
Total Sellouts: 50
Total Max Capacity: 12

- 2009 -
Total Attendance: 641,337 (70)
Average per Game: 9,162
Total Sellouts: 59
Total Max Capacity: 26

- 2010 -
Total Attendance: 645,907 (70)
Average per Game: 9,227
Total Sellouts: 60
Total Max Capacity: 21

- 2011 -
Total Attendance: 628,929 (68)
Average per Game: 9,249
Total Sellouts: 60
Total Max Capacity: 20

- 2012 -
Total Attendance: 622,424 (68)
Average per Game: 9,153
Total Sellouts: 64
Total Max Capacity: 16

- 2013 -
Total Attendance: 613,079 (68)
Average per Game: 9,016
Total Sellouts: 51
Total Max Capacity: 21

- 2014 -
Total Attendance: 614,892 (68)
Average per Game: 9,042
Total Sellouts: 50
Total Max Capacity: 18

- 2015 -
Total Attendance: 613,817 (70)
Average per Game: 8,769
Total Sellouts: 45
Total Max Capacity: 19

- 2016 -
Total Attendance: 611,017 (70)
Average per Game: 8,729
Total Sellouts: 47
Total Max Capacity: 12

- 2017 -
Total Attendance: 555,152 (65)
Average per Game: 8,541
Total Sellouts: 26
Total Max Capacity: 15

- 2018 -
Total Attendance: 561,749 (66)
Average per Game: 8,511
Total Sellouts: 26
Total Max Capacity: 15

- 2019 -
Total Attendance: 585,112 (68)
Average per Game: 8,065
Total Sellouts: 22
Total Max Capacity: 15

- 2021 -
Total Attendance: 356,355 (60)
Average per Game: 5,842
Total Sellouts: 3
Total Max Capacity: 8

- 2022 -
Total Attendance: 544,220 (71)
Average per Game: 7,665
Total Sellouts: 24
Total Max Capacity: 9

- 2023 -
Total Attendance: 567,322 (71)
Average per Game: 7,990
Total Sellouts: 31
Total Max Capacity: 14

IRONPIGS ALL-TIME ATTENDANCE RECORDS

Total Fans	8,763,346
Total Fans (Average Per Game)	8,550
Total Openings	1,025
Largest Single-Game (vs. Phillies, 3/30/08, Exb.)	10,188
Regular Season Sellouts, All-Time (Crowds over 8,364)	618
Most Consecutive Sellouts (5/3/11-4/6/12)	55
Regular Season Sellouts, Maximum Capacity	241



TELEVISION BROADCASTS

The Lehigh Valley IronPigs became the first minor league baseball team to have its entire 75-game home schedule televised live in 2008. For the tenth consecutive season, all IronPigs home games air on a four-station network created with Service Electric Cable TV, Inc.

WFMZ Channel 69 will join the IronPigs TV Network and televise all IronPigs home Saturday games in addition to other select games. The partnership will allow for the entire Lehigh Valley to receive IronPigs telecasts, as WFMZ is carried on all local cable stations and satellite providers and can be picked up by antenna. WFMZ enters approximately three million households.

All games on the IronPigs TV Network powered by Service Electric feature a 30-minute pre-game show and a post-game show.



IronPigs TV Network Stations

- SECTV (TV2)
- Servie Electric Cablevision
- WFMZ-TV 69



RADIO BROADCASTS

The IronPigs flagship station -- FOX SPORTS RADIO-1230 AM-94.7 FM -- is the source for live play-by-play coverage of all IronPigs preseason, regular season and postseason games, including extensive pre-game and post-game coverage.

FOX SPORTS RADIO-1230 AM-94.7 FM's signal reaches the entirety of Lehigh, Northampton and Warren Counties with a potential to reach 642,000 adult listeners in the region. All games can also be heard via an online stream provided by PenTeleData -- The Official Internet Provider of the Lehigh Valley IronPigs.

IRONPIGS ALL-TIME BROADCAST TEAMS

YEAR TELEVISION BROADCAST TEAM

2008	Ricky Bottalico, Troy Hein, Meredith Marakovits, Matt Provence, Mike Zambelli
2009	Ricky Bottalico, Steve Degler, Troy Hein, Meredith Marakovits, Matt Provence, Mike Zambelli
2010-15	Steve Degler, Doug Heater, Troy Hein, Matt Provence, Mike Zambelli
2016	Steve Degler, Doug Heater, Matt Provence, Mike Zambelli
2017-18	Steve Degler, Doug Heater, Dan Moscaritolo, Matt Provence, Mike Zambelli
2019-22	Steve Degler, Doug Heater, Dan Moscaritolo, Mike Ventola, Mike Zambelli
2023	Steve Degler, Doug Heater, Dan Moscaritolo, Suzie Cool, Mike Zambelli

YEAR RADIO BROADCAST TEAM

2008	Matt Provence, Jon Schaeffer
2009	Matt Provence, Jon Schaeffer
2010	Matt Provence, Jon Schaeffer
2011	Matt Provence, Jon Schaeffer
2012	Matt Provence, Jon Schaeffer
2013	Matt Provence, Jon Schaeffer
2014	Matt Provence, Jon Schaeffer
2015	Matt Provence, Jon Schaeffer
2016	Matt Provence, Jon Schaeffer
2017	Matt Provence, Jon Schaeffer
2018	Matt Provence, Pat McCarthy
2019-21	Pat McCarthy, Mike Ventola
2022	Pat McCarthy, Mike Ventola
2023	Sam Jellinek

STUDIO PRODUCER

Tommy Viola
Alex Cohen, Tim Murray, Tommy Viola
Robbie Aaron, Alex Cohen
Michael Ventola
Adam Dobrowolski, Kenny Ayres
John Skudris, Kenny Ayres
Mark Perlman-Price
Darius Thigpen
Phil Constantino
Sam Mines
Matt Sabados
Brennan Erlandsen
Connor Mills
Connor Mills

WHERE ARE THEY NOW?

YEAR	POSITION WITH PIGS	CURRENT POSITION
Meredith Marakovits	TV Host/Reporter (2008-09)	Yankees Clubhouse Reporter, YES Network
Ricky Bottalico	TV Color Analyst (2008)	Baseball Analyst, NBC Sports Philadelphia
Tommy Viola	Studio Producer (2008)	Vice President of Communications, Charlotte Knights
Alex Cohen	Intern, Studio Producer (2009-10)	Radio Play-by-Play Voice, Iowa Cubs
Robbie Aaron	Studio Producer (2010)	External Communications, PR & Media Relations
Mike Ventola	Studio Producer (2011)	Manager, Media Relations, Lehigh Valley IronPigs
Darius Thigpen	Studio Producer (2015)	Content Marketing Manager, Reggora
Phil Constanino	Studio Producer (2016)	Radio Play-by-Play Voice, Gardner-Webb University
Sam Mines	Studio Producer (2017)	Appraisal Coordinator, Finance of America Mortgage
Brennan Erlandsen	Studio Producer (2019-20)	Radio Play-by-Play Voice, Roger Dean Chevrolet Stadium
Pat McCarthy	Play-By-Play Broadcaster (2018-22)	Radio Broadcaster, New York Mets
Mike Ventola	Media Relations Manager (2019-22)	MMJ, SE2

IRONPIGS BROADCASTER



Sam Jellinek enters his second season as the “Voice of the IronPigs”. Jellinek became the third primary play-by-play voice of the franchise following Pat McCarthy (2019-2022) – now a part of the New York Mets broadcast team - and Matt Provence (2008-2018) when he took over as Manager, Broadcasting & Media Relations in March 2023. Prior to joining the IronPigs in 2023, Jellinek had spent the prior three seasons with the Delmarva Shorebirds, the Single-A affiliate of the Baltimore Orioles, while also broadcasting for Colgate University. Jellinek is originally from Doylestown, Pennsylvania.

IRONPIGS MEDIA GUIDELINES

Contact Information: You may contact the IronPigs Media Relations Department at (610) 841-1317 or via email: Sam Jellinek (sjellinek@ironpigsbaseball.com)

Media Credentials: 2024 Lehigh Valley IronPigs media credentials will be issued only to accredited media members. Season credentials will only be issued to legitimate news gathering organizations that cover the IronPigs on a daily basis. The IronPigs will not issue season credentials to online-only publications that aren't affiliated with a professional news agency; however, those denied may apply for daily credentials. Daily credentials will be issued to those individuals or organizations who do not qualify for season credentials, including freelance writers, most bloggers and reporters for weekly/monthly shows and publications. Daily credentials will also be issued to radio and TV stations when the need arises for extra pre/post-game personnel and to newspaper reporters providing extra coverage. Those who apply for season credentials but are denied will be notified of the ability to apply for daily credentials. Once a daily credential request is approved and on file, the IronPigs require at least 24-hour notice for all daily credential requests. All weekend requests should be made by 3 p.m. on the Thursday prior. Credential requests may be sent via email to sjellinek@ironpigsbaseball.com. Under no circumstances are media credentials to be transferred from person to person without the expressed written permission and approval of the Lehigh Valley IronPigs media relations department. Violation of this policy may result in the informing of the International League office, dismissal of the media member from Coca-Cola Park and confiscation of the violator's media credential.

Media Credential Pickup: Upon approval of credential request, media members may pick up credentials beginning on March 5th at the Coca-Cola Park Provident Bank Ticket Office will call window during normal business hours or beginning at 10 a.m. on gamedays.

Media Parking: There will be a limited number of media parking spots made available for every IronPigs game. Media members holding credentials are permitted to park their vehicles in the upper lot by presenting credentials to the attendant. For those without credentials in hand, inform the parking attendant that you are media and are going to pick up your credential. Please be aware that parking is available on a first-come basis.

Press Box: The press box is located on the Club Level of Coca-Cola Park, and opens 3-1/2 hours before game time. It is a working press box for **WORKING MEMBERS OF THE MEDIA ONLY**. Due to space limitations, there is always a possibility that credentialed media will not be stationed in the press box but at an auxiliary area. The IronPigs have wireless internet access available to those in the press box as well as those assigned to the auxiliary area.

Clubhouse Access: Only properly credentialed media members may gain access to the IronPigs clubhouse. The IronPigs clubhouse is located on field level. The home dugout is located on the third-base side and the visitors' dugout along the first-base side. The visiting clubhouse is governed by the visiting team. Media members are not permitted in the training room, players' lounge or equipment area in the IronPigs clubhouse. In accordance with the regulations designated by Major League Baseball, the clubhouse will be open to properly credentialed media members approximately 4 hours prior to the start of the game for 30 minutes, excluding day and morning games. **THE TIMES FOR OPEN CLUBHOUSE WILL BE CONFIRMED AT A LATER DATE.** Clubhouses are closed the team is on the field taking batting practice. The visiting clubhouse is governed by the visiting team. The clubhouse areas are

IRONPIGS MEDIA GUIDELINES

also closed when the teams are on the field, unless previously approved by the IronPigs media relations department. Following the game, the clubhouse will open approximately 20 minutes after the final out, at the manager's discretion. Access is prohibited between games of a doubleheader and during rain delays. Media needing interviews when the clubhouse is not open should make arrangements with the IronPigs media relations department at least 24 hours in advance. Please keep in mind the clubhouse is open for media business purposes, not for lounging or socialization.

Media Interviews: IronPigs uniformed players and coaches are available for interviews prior to the team's on-field stretch time and during open clubhouse. After this time, interviews can only be conducted with prior approval from the IronPigs media relations department. Media members wishing to do an off-site interview or a feature story should contact the IronPigs no later than 72 hours prior to the scheduled interview time. The media is asked to be respectful of the players' pre-game schedule when requesting an interview. No one will be permitted to interview starting pitchers pregame on the day of their start.

Cameras in the Clubhouse: Videographers are permitted in the IronPigs clubhouse and must be accompanied by a reporter and are to be used for interviews only. Still photographers are not permitted clubhouse access at any time.

Field Access: Appropriately credentialed media are permitted access to the field and dugout areas, but are not permitted to cross the foul lines, particularly when the team is taking batting practice. Media must leave the field and dugout areas no later than one hour prior to game time.

Photo Wells: Photo wells are located at the end of each dugout. Photographers must request usage 24 hours in advance using the guidelines outlined under Media Credentials above. Photographers are not permitted in the actual dugout area or on the field once the game begins. Please wait until the end of the inning to move to or from these areas.

Use of Photography: Media outlets needing use of IronPigs photography may contact the media relations department at sjellinek@ironpigsbaseball.com. Accredited media members may use IronPigs photographs for non-endorsement projects only.

Roving Cameras: Television stations are prohibited from using a "roving" camera inside Coca-Cola Park without the permission of the IronPigs media relations department. At no time are camera crews allowed into the seating areas of Coca-Cola Park. Fan interviews in a roving situation must be conducted in the TD Bank Plaza located at the main entrance.

Manager Interviews: Manager will be made available for pregame interviews on a to-be-determined scheduled basis.

COCA-COLA PARK MAP



YOUR HOMETOWN TEAM

MARCH/APRIL

SUN	MON	TUE	WED	THU	FRI	SAT
IRONPIGSBASEBALL.com					29 WOR 6:05	30 WOR 4:35
31 WOR 1:35	1 ROC 4:05	2 ROC 6:05	3 ROC 1:05	4 ROC 6:05	5 ROC 1:05	6 ROC 1:05
7 ROC 1:05	8 DUR 6:45	9 DUR 6:45	10 DUR 6:45	11 DUR 7:05	12 DUR 6:35	13 DUR 6:35
14 DUR 1:35	15 SWB 6:35	16 SWB 6:35	17 SWB 6:35	18 SWB 6:35	19 SWB 4:05	20 SWB 4:05
21 SWB 1:05	22 CLT 6:45	23 CLT 6:45	24 CLT 6:45	25 CLT 7:05	26 CLT 6:35	27 CLT 6:35
28 CLT 1:35	29 WOR 6:05	30 WOR 6:05				

JUNE

SUN	MON	TUE	WED	THU	FRI	SAT
COCACOLAPARKEVENTS.com						1 COL 7:05
2 COL 1:05	3 BUF 6:45	4 BUF 6:45	5 BUF 6:45	6 BUF 7:05	7 BUF 6:35	8 BUF 6:35
9 BUF 1:35	10 SYR 6:05	11 SYR 11:05	12 SYR 6:35	13 SYR 6:35	14 SYR 6:35	15 SYR 6:35
16 SYR 1:05	17 NOR 7:05	18 NOR 7:05	19 NOR 7:05	20 NOR 7:05	21 NOR 7:05	22 NOR 6:35
23 NOR 1:35	24 DUR 6:35	25 DUR 6:35	26 DUR 6:35	27 DUR 6:35	28 DUR 6:35	29 DUR 6:35

AUGUST

SUN	MON	TUE	WED	THU	FRI	SAT
				1 JAX 7:05	2 JAX 7:05	3 JAX 6:35
4 JAX 5:05	5 SWB 7:05	6 SWB 7:05	7 SWB 7:05	8 SWB 7:05	9 SWB 7:05	10 SWB 6:35
11 SWB 1:35	12 WOR 6:45	13 WOR 6:45	14 WOR 6:45	15 WOR 6:45	16 WOR 4:05	17 WOR 4:05
18 WOR 1:05	19 ROC 7:05	20 ROC 7:05	21 ROC 7:05	22 ROC 7:05	23 ROC 7:05	24 ROC 6:35
25 ROC 1:35	26 SYR 6:45	27 SYR 6:45	28 SYR 6:45	29 SYR 7:05	30 SYR 7:05	31 SYR 6:35

MAY

SUN	MON	TUE	WED	THU	FRI	SAT
			1 WOR 12:15	2 WOR 6:05	3 WOR 6:05	4 WOR 4:05
5 WOR 1:05	6 SYR 11:00	7 SYR 6:45	8 SYR 6:45	9 SYR 7:05	10 SYR 6:35	11 SYR 6:35
12 SYR 1:35	13 NOR 6:35	14 NOR 6:35	15 NOR 12:05	16 NOR 6:35	17 NOR 6:35	18 NOR 6:35
19 NOR 1:05	20 ROC 11:00	21 ROC 6:45	22 ROC 6:45	23 ROC 7:05	24 ROC 6:35	25 ROC 6:35
26 ROC 6:35	27 COL 7:05	28 COL 7:05	29 COL 7:05	30 COL 7:05	31 COL 7:05	

JULY

SUN	MON	TUE	WED	THU	FRI	SAT
30 DUR 5:05	1 SWB 7:05	2 SWB 1:35/7:05	3 BLAST 7:05	4 BLAST 7:05	5 SWB 6:35	6 SWB 6:05
7 DUR 5:05	8 BUF 11:00	9 BUF 7:05	10 BUF 7:05	11 BUF 7:05	12 BUF 7:05	13 BUF 6:35
14 BUF 1:05	15 DUR 6:35	16 DUR 6:35	17 DUR 6:35	18 DUR 6:35	19 WOR 7:05	20 WOR 6:35
21 WOR 1:35	22 ROC 6:45	23 ROC 6:05	24 ROC 6:05	25 ROC 11:05	26 ROC 6:45	27 ROC 6:45
28 ROC 1:05	29 JAX 7:05	30 JAX 7:05	31 JAX 7:05			



SEPTEMBER

SUN	MON	TUE	WED	THU	FRI	SAT
1 SYR 6:35	2 BUF 6:05	3 BUF 6:05	4 BUF 6:05	5 BUF 6:05	6 BUF 6:05	7 BUF 1:05
8 BUF 6:05	9 SWB 6:35	10 SWB 6:35	11 SWB 6:35	12 SWB 6:35	13 SWB 6:35	14 SWB 4:05
15 SWB 1:05	16 WOR 6:45	17 WOR 6:45	18 WOR 6:45	19 WOR 6:45	20 WOR 7:05	21 WOR 6:35
22 WOR 1:05	23 DUR 6:35	24 DUR 6:35	25 DUR 6:35	26 DUR 6:35	27 DUR 6:35	28 DUR 6:35
29 DUR 6:35	30 DUR 6:35	31 DUR 6:35				



SPECIAL EVENT

DAY-NIGHT DH

AWAY

HOME

KEY



BUF - Buffalo Bison (TOR) COL - Columbus Clippers (CLE) CLT - Charlotte Knights (CWS) DUR - Durham Bulls (TB) JAX - Jacksonville Jumbo Shrimp (MIA)
NOR - Norfolk Tides (BAL) ROC - Rochester Red Wings (WSH) SWB - Scranton Wilkes-Barre Railriders (NYY) SYR - Syracuse Mets (PIT) WOR - Worcester Red Sox (BOS)