



# OMAHA STORM CHASERS GAME NOTES

## vs. ST. PAUL SAINTS

RHP Jonathan Bowlan (2-0, 3.38 ERA) vs. RHP Louie Varland (3-0, 5.17 ERA)

Wednesday, July 19, 2023 | Game #88 | Home Game #48

7:05 CT First Pitch | Werner Park | Papillion, Nebraska

Radio: [stormchasers.mixlr.com](http://stormchasers.mixlr.com) | TV: Bally Live, MiLB.TV

5-10 / 43-44

10-6 / 53-37

Omaha Storm Chasers | 12356 Ballpark Way, Papillion, Nebraska 68046 | (402) 738-5100 | [OmahaStormChasers.com](http://OmahaStormChasers.com) | @OMASstormChasers

### UPCOMING SCHEDULE & PROBABLE PITCHERS

#### UPCOMING GAMES

#### OPPONENT

#### TIME (CT)

#### PROBABLE PITCHERS

Thursday, July 20

ST. PAUL

7:05 p.m.

LHP Angel Zerpa (0-2, 7.31 ERA) vs. LHP Brent Headrick (3-1, 3.81 ERA)

Friday, July 21

ST. PAUL

7:05 p.m.

LHP Cole Ragans (1-1, 4.19 ERA) vs. RHP Simeon Woods Richardson (3-5, 6.39 ERA)

Saturday, July 22

ST. PAUL

7:05 p.m.

TBD vs. LHP Dallas Keuchel (0-0, 0.90 ERA)

Sunday, July 23

ST. PAUL

5:05 p.m.

LHP Anthony Veneziano (4-0, 3.47 ERA) vs. RHP Randy Dobnak (4-4, 4.30 ERA)

### THE MATCHUP

(UNDERLINE = MiLB LEADER) (BOLD = TRIPLE-A LEADER) (ITALICS = TRIPLE-A WORST)

.267 (5TH) < <b>AVG</b>	.266 (6TH)	.528 (11TH)	ERA > 4.56 (3RD)
491 (12TH) <b>R</b> >	546 (3RD)	1.56 (13TH)	WHIP > 1.54 (11TH)
780 (8TH) <b>H</b> >	804 (5TH)	.264 (12TH)	AVG > .260 (10TH)
102 (14TH) <b>HR</b> >	125 (7TH)	766.2 (13TH)	IP > 784.2 (4TH)
397 (15TH) <b>BB</b> >	419 (9TH)	779 (10TH) < <b>H</b>	782 (11TH)
751 (7TH) < <b>K</b>	920 (19TH)	496 (9TH)	<b>R</b> > 449 (4TH)
159 (1ST) < <b>SB</b>	101 (7TH)	120 (14TH)	<b>HR</b> > 91 (2ND)
.360 (9TH) <b>OBP</b> >	.364 (5TH)	420 (12TH) < <b>BB</b>	424 (13TH)
.445 (11TH) <b>SLG</b> >	.462 (6TH)	770 (12TH)	<b>K</b> > 845 (3RD)
.805 (10TH) <b>OPS</b> >	.826 (6TH)	2 (12TH) < <b>SHO</b>	1 (17TH)

ALL-TIME vs. Saints.....31-33 (.484)

ALL-TIME in Omaha.....14-11 (.560)

ALL-TIME in St. Paul.....17-22 (.435)

2023 vs. Saints.....3-4 (.429)

2023 at Werner Park.....1-0 (1.00)

2023 at CHS Field.....2-4 (.333)

DATE H/R	SCORE	WIN	LOSS	SAVE
5/23 R	<b>W, 6-1</b>	D. Lynch	S.WoodsRichardson	-
5/24 R	<b>L, 6-5</b>	O. Ortega	B. Kriske	-
5/25 R	<b>L, 8-6</b>	R. Henriquez	A. Núñez	P. Murphy
5/26 R	<b>W, 6-4</b>	D. Parrish	C. Sadzeck	D. Coleman
5/27 R	<b>L, 14-1</b>	R. Dobnak	J. Heasley	-
5/28 R	<b>L, 10-6</b>	J. Winder	J. Kowar	-
7/18 H	<b>W, 1-0</b>	W. Pennington	J. Winder	-
7/19 H				
7/20 H				
7/21 H				
7/22 H				
7/23 H				
8/22 H				
8/23 H				
8/24 H				
8/25 H				
8/26 H				

### STORM CHASERS ON THE RISE

9 Omaha players that appear on a Top-30 Royals prospects ranking

PLAYER (POSITION)	MLB PIPELINE	BASEBALL AMERICA
Nick Loftin (INF)	Royals No. 3	Royals No. 6
Tyler Gentry (OF)	Royals No. 6	Royals No. 7
Angel Zerpa (LHP) <i>REHAB</i>	Royals No. 7	Royals No. 13
Jonathan Bowlan (RHP)	Royals No. 9	Royals No. 14
Will Klein (RHP)	Royals No. 22	Royals No. 23
Tucker Bradley (OF)	Royals No. 26	-
Steven Cruz (RHP)	Royals No. 27	-
Anthony Veneziano (LHP)	-	Royals No. 9
Christian Chamberlain (LHP)	-	Royals No. 24

### STORM CHASERS PRESS BOX

Game Notes compiled by Nicholas Badders

Credential Requests: [nicholasb@omahastormchasers.com](mailto:nicholasb@omahastormchasers.com)

Omaha Storm Chasers gameday information, as well as the 2023 Storm Chasers Media Guide can be found at [milb.com/omaha/ballpark/media](http://milb.com/omaha/ballpark/media).

### YESTERDAY'S GAME

	1	2	3	4	5	6	7	8	9	R	H	E	LO
St. Paul	0	0	0	0	0	0	0	0	0	0	2	1	4
Omaha	0	0	0	0	0	0	0	0	1	1	5	0	5

WIN: Walter Pennington (4-0) | LOSS: Josh Winder (5-2) | SAVE: None

- PAPILLION, NEB. – CJ Alexander** ended a pitchers duel in the bottom of the ninth inning with a walk-off single as the Omaha Storm Chasers took the series opener over the St. Paul Saints with a 1-0 victory Tuesday afternoon at Werner Park.
- Anthony Veneziano, James McArthur and Walter Pennington (4-0) combined on the mound for Omaha's second shutout win of the year, holding the Saints to two hits and two walks with 10 combined strikeouts ... all four baserunners came against Veneziano over the first four innings of the game, as the left-hander finished the day with seven strikeouts and combined with McArthur and Pennington to retire the final 17 St. Paul hitters of the afternoon and 23 of the last 24.
  - The Storm Chasers only mustered four baserunners across the first eight innings, also two hits and two walks, but three of those baserunners were subsequently thrown out on the bases.
  - Alexander was Omaha's first baserunner of the game as he walked in the second inning, but was promptly erased on a double play ... while **Tucker Bradley** doubled in the fourth, he was thrown out at third trying to advance on a ground ball ... **Angelo Castellano** walked and advanced to third, but was also thrown out trying to advance on a ground ball, unable to break the 0-0 tie.
  - After Pennington fired a 1-2-3 top of the ninth inning, Bradley opened the bottom of the ninth with his second double of the game, but was thrown out at home trying to score the game-winning run on a single from **Nick Loftin** ... Loftin remained on second base until there were two outs and Alexander lined a single to left field to score the game's only run, a 1-0 win and the second walk-off of the year.
  - The lone run produced Omaha's first 1-0 victory since July 4, 2019 vs. Nashville ... two hits and four overall baserunners allowed by the pitching staff were the fewest by the team this season.

### NOTES AND NUGGETS

#### THAT'S WHAT SPEED DO

- The Chasers have 159 steals in 87 games (average 1.83 SB/game) and have been caught 32 times for a success rate of 83.25%.
- Omaha's 159 steals are the most of any Triple-A team and 6th in all of Minor League Baseball ... the Clearwater Threshers (Philadelphia Single-A) lead the minors (194) ... *Omaha is 34 steals away from breaking the franchise's single-season record of 192, set in 1986 and need to average 0.57 steals per game the last 59 games of the year.*
  - The Chasers have stolen at least one base in 60 of 87 games (69%), with multiple steals in 42 games and 11 occasions of 5+ steals.
  - With team stolen base leaders **Dairon Blanco** (47) and **Samad Taylor** (38) both called up to Kansas City last month, the Chasers have just 24 steals in 24 games since Taylor was first recalled on June 16, which ranks 10th in the league in that time ... the Chasers have stolen a base in 14 of 24 games since June 16, but had a 5-steal game on July 5 @ Gwinnett and Taylor, optioned for the week, stole 4 bases in that game.

#### LET'S RAVE

- Since joining the Storm Chasers in mid-June, outfielder **John Rave** has not only been one of Omaha's best hitters, but one of the best hitters in the International League.
- Rave reached in the first 20 games he played after his promotion from Double-A NW Arkansas on June 13, but did not reach base last Friday, his first such game with Omaha this year ... he with hits in 18 of 24 ... he scored a run in 14 straight games from June 17 to July 6, the longest such streak in MiLB this year.
  - Even dating back prior to his promotion, factoring in his last 11 games with the Nationals, Rave reached base in a career-best straight 31 games between AA and AAA, between May 30 and July 14 ... in that span, he had a .333 average and .954 OPS.

#### PUSHING P(ORTER)

- While he started off the season slugging in April and slumped in May, catcher **Logan Porter** flipped a switch at the plate since the calendar flipped to June.
- Porter got on base in a career-best 30 straight games between May 23 and July 5, the 5th-longest streak in the league this year ... in that stretch, he hit .302 (32-for-106) with a .433 OBP.
  - He had 6 homers in April, over the first 17 games of the season, but 1 in 47 games from May 1 to July 4 ... however, he has 3 long balls in his last 8 games.
  - After finishing 2022 with the 4th-highest on-base percentage in Minor League Baseball (.442), Porter drew just 15 walks over 40 games between April and May, for a .325 OBP ... in June alone, he drew 22 walks over 21 games and with a .500 OBP last month, to go along with a .348 average (24-for-69) and hits in 17 of 21 games.
  - His 27 walks since June 1 rank 4th in among International League hitters in that span, while his .441 on-base percentage ranks 7th among qualified hitters in the league.

#### STELLAR STARTING

- Anthony Veneziano's** 5.0 scoreless innings in yesterday's win over the Saints was Omaha's 17th scoreless start this season – Veneziano's 2nd with the Chasers and the team's 9th shutout start of 5.0+ innings this season.
- Since the start of the second half on June 28, Omaha starting pitching as a 4.10 ERA 27 ER in 59.1 IP), which ranks 5th among all 30 Triple-A teams ... however, the 59.1 innings the starters have combined to throw rank as the 4th-fewest (27th of 30 teams).
  - The team's 14 quality starts are tied 10th out of the 30 teams in the league ... however, just two of them have come in the second half, the last being **Ryan Yarbrough's** 6.0 shutout innings in his last rehab start, on July 4 @ Gwinnett.

### AT A GLANCE

#### RECENT (W1)

Last 5 Games .....	2-3
Last 10 Games .....	3-7
Last 20 Games .....	9-11

#### SPLIT SEASON

1st Half .....	38-34
2nd Half .....	5-10

#### HOME/AWAY

Home Games .....	21-26
Away Games .....	22-18

#### TIME OF DAY

Night Games .....	28-32
Day Games .....	15-12

#### MONTH

March .....	1-0
April .....	9-15
May .....	12-14
June .....	17-7
July .....	4-8
August .....	
September .....	

#### OPPONENT

vs. Columbus .....	6-0
vs. Gwinnett .....	2-9
vs. Indianapolis .....	9-2
vs. Iowa .....	4-6
vs. Louisville .....	2-4
vs. Memphis .....	2-4
vs. Nashville .....	2-4
vs. Rochester .....	4-2
vs. Scranton/WB .....	3-3
vs. St. Paul .....	3-4
vs. Toledo .....	6-6

#### DAY OF THE WEEK

on Monday .....	0-1
on Tuesday .....	5-9
on Wednesday .....	5-9
on Thursday .....	7-7
on Friday .....	12-4
on Saturday .....	6-7
on Sunday .....	8-5

#### THIS SERIES

Record .....	1-0
Batting Average .....	(.172)
Runs/Per Game .....	1/1.0
Home Runs .....	0
ERA .....	0.00 (0 ER / 9.0 IP)
Strikeouts (K/9) ....	10 (10.0)
Saves/Opportunities ....	0/0





## QUICK FACTS

Founded.....	2011 (1969-2010: Omaha Royals)
Colors.....	Royal Blue, Twister Gold, Blackout Black
League.....	International League (Since 2021)
Ownership.....	Alliance Baseball Omaha LLC
General Manager.....	Laurie Schlender (4th Year)
Home Ballpark (Capacity).....	Werner Park (9,023, 6,254 fixed seats)
Dimensions.....	LF- 310 CF- 402 RF- 315



## ACTIVE ROSTER BREAKDOWN

Age 23.....	2	Native of Cuba.....	1
Age 24.....	4	Native of Dominican Republic.....	1
Age 25.....	5	Native of United States.....	21
Age 26.....	7	Native of Venezuela.....	4
Age 27.....	5	Acquired by Royals via Free Agency.....	8
Age 28.....	2	(International).....2 (Minor League).....3 (Undrafted).....3	
Age 29.....	1	Acquired by Royals via Trade.....	5
Age 30.....	0	Acquired by Royals via First Year Player Draft.....	14
Age 31.....	0	(High School).....0 (Rounds 1-5).....8 (2017 Draft).....2	
Age 34.....	1	(2nd Year/College).....0 (Rounds 6-10).....3 (2018 Draft).....4	
Average Age.....	26 Years 14 Days	(3rd Year/College).....12 (Rounds 11-20).....1 (2019 Draft).....4	
Median Age.....	26	(4th+ Year/College).....2 (Rounds 21-40).....2 (2020 Draft).....4	



## PRO-NUN-SEE-AY-SHUNS

## PLAYERS









2 RYAN GOINS.....	(GO-ins)
6 CLAY DUNGAN.....	(duhn-ginn)
11 ADEINY HECHAVARRIA.....	(ah-DAY-nee etch-ah-vah-RIA)
17 ANGELO CASTELLANO.....	(kass-tay-AH-noh)
22 JERMAINE PALACIOS.....	(pah-LAH-see-ohs)
25 COLE RAGANS.....	(ray-gins)
31 JONATHAN BOWLAN.....	(boh-lin)
37 JACKSON KOWAR.....	(coh-wahr)
41 ANGEL ZERPA.....	(AHN-hel SAIR-pah)
55 JONAH DIPOTO.....	(dih-POH-to)
56 ANTHONY VENEZIANO.....	(va-nee-ee-ah-no)
60 JOSÉ BRICEÑO.....	(bee-SEN-yo)

## COACHES

23 MIKE JIRSCHKE.....	(jursh-LEE)
33 DAVID NOWORYTA.....	(Nova-REE-tah)
52 BIJAN RADEMACHER.....	(bee-ZHON RAH-de-moch-err)

## UNIFORM RECORDS

## STANDARD UNIFORMS

 Blue Vortex (7-11) Home: 7-11 Road: 0-0	 Blue O-Bolt (26-21) Home: 4-2 Road: 22-19	 Powder SC (6-6) Home: 6-6 Road: 0-0	 Powder O (3-0) Home: 3-0 Road: 0-0
 Home White (6-10) Home: 6-10 Road: 0-0	 Road Grey (10-9) Home: 0-0 Road: 10-9	 Blue O-Bolt (16-12) Home: 4-2 Road: 12-10	 Powder Blue (6-6) Home: 6-6 Road: 0-0

## SPECIALTY/THEME NIGHTS (2-6)

 Black O-Bolt (0-3) Home: 0-3 Road: 0-0	 Patriotic (0-2) Home: 0-1 Road: 0-1	 Runzas (0-0) Home: 0-1 Road: 0-0	 Cattlemen (0-1) Home: 0-1 Road: 0-0	 Rockets (0-1) Home: 1-0 Road: 0-0	 Marvel (0-0) Home: 0-0 Road: 0-0	 Throwback (0-0) Home: 0-0 Road: 0-0
 Community (0-3) Home: 0-3 Road: 0-0	 Star Wars (1-0) Home: 1-0 Road: 0-0	 Patriotic (0-2) Home: 0-2 Road: 0-0	 Runzas (0-1) Home: 0-1 Road: 0-0	 Cattlemen (0-1) Home: 0-1 Road: 0-0	 Rockets (1-0) Home: 1-0 Road: 0-0	 Marvel (0-0) Home: 0-0 Road: 0-0



## RECENT TRANSACTIONS

## 2023 BREAKING ROSTER

**Pitchers (15):** RHP Max Castillo, LHP Austin Cox, RHP Jonathan Heasley, RHP Jackson Kowar, RHP Brooks Kriske, LHP Marcelo Martinez, RHP Mike Mayers, RHP Andrés Núñez, LHP Drew Parrish, LHP Evan Sisk, RHP Collin Snider, RHP Josh Staumont, LHP Josh Taylor, RHP Ryan Weiss, RHP Nick Wittgren

**Catchers (3):** Freddy Fermin, Logan Porter, Jakson Reetz

**Infielders (6):** CJ Alexander, Angelo Castellano, Maikel Garcia, Nick Loftin, Nick Pratto, Samad Taylor

**Outfielders (3):** Dairon Blanco, Tucker Bradley, Brewer Hicklen

**62 DIFFERENT PLAYERS HAVE APPEARED IN A GAME FOR OMAHA IN 2023 (28 HITTERS, 34 PITCHERS)**


78. 6/18	RHP <b>Brooks Kriske</b> selected by KANSAS CITY from Omaha	103.	RHP <b>Collin Snider</b> recalled by KANSAS CITY from Omaha
79.	INF <b>Matt Beatty</b> selected by KANSAS CITY from Omaha	104. 7/4	INF <b>Michael Massey</b> returned to KANSAS CITY from rehab assignment
80. 6/20	LHP <b>Drew Parrish</b> transferred NW Arkansas (AA) from Omaha	105.	RHP <b>Jonathan Heasley</b> recalled by KANSAS CITY from Omaha
81.	RHP <b>Jonathan Bowlan</b> transferred to Omaha from NW Arkansas (AA)	106.	LHP <b>Austin Cox</b> optioned to Omaha
83. 6/22	LHP <b>Amir Garrett</b> sent on a rehab assignment to Omaha	107.	INF <b>Samad Taylor</b> optioned to Omaha
84.	RHP <b>Mike Mayers</b> sent outright to Omaha	108. 7/5	RHP <b>Dylan Coleman</b> recalled by KANSAS CITY from Omaha
85. 6/23	OF <b>Nate Eaton</b> recalled by KANSAS CITY from Omaha	109. 7/9	INF <b>Samad Taylor</b> recalled by KANSAS CITY from Omaha
86.	INF <b>Paxton Wallace</b> transferred to Omaha from Quad Cities (A+)	110.	LHP <b>Ryan Yarbrough</b> returned to KANSAS CITY from rehab assignment
87. 6/24	LHP <b>Ryan Yarbrough</b> sent on a rehab assignment to Omaha	111. 7/12	RHP <b>Mike Mayers</b> traded to Chicago White Sox
88.	RHP <b>Jackson Kowar</b> optioned to Omaha	112.	RHP <b>Steven Cruz</b> transferred to Omaha from NW Arkansas (AA)
89.	RHP <b>James McArthur</b> recalled by KANSAS CITY from Omaha	113.	INF <b>Paxton Wallace</b> transferred to Quad Cities (A+) from Omaha
90. 6/26	OF <b>Nate Eaton</b> optioned to Omaha	114. 7/14	INF <b>Nick Loftin</b> activated from the 7-Day Injured List
91. 6/27	RHP <b>Daniel Mengden</b> released	115.	INF <b>CJ Alexander</b> activated from the 7-Day Injured List
92.	RHP <b>Andrés Núñez</b> traded to Boston Red Sox	116.	LHP <b>Angel Zerpa</b> returned from rehab assignment and optioned to Omaha
93.	OF <b>Kyle Isbel</b> returned to KANSAS CITY from rehab assignment	117. 7/15	LHP <b>Cole Ragans</b> recalled by KANSAS CITY from Omaha
94. 6/28	RHP <b>Angel Zerpa</b> 's rehab assignment transferred to Omaha	118. 7/16	LHP <b>Cole Ragans</b> optioned to Omaha
95.	RHP <b>Brad Keller</b> sent on a rehab assignment to Omaha	119.	RHP <b>Max Castillo</b> recalled by KANSAS CITY from Omaha
96.	LHP <b>Marcelo Martinez</b> released	120.	LHP <b>Emilio Marquez</b> transferred to Omaha from Quad Cities (A+)
97. 6/30	RHP <b>Alec Marsh</b> recalled by KANSAS CITY from Omaha	121.	RHP <b>Brooks Kriske</b> placed on the temporarily inactive list.
98.	RHP <b>James McArthur</b> optioned to Omaha	122.	RHP <b>Collin Snider</b> optioned to Omaha
99.	INF <b>Michael Massey</b> sent on a rehab assignment to Omaha	123. 7/18	LHP <b>Emilio Marquez</b> transferred to Quad Cities (A+) from Omaha
100.	LHP <b>Amir Garrett</b> returned to KANSAS CITY from rehab assignment	124.	INF <b>Samad Taylor</b> optioned to Omaha
101. 7/1	LHP <b>Cole Ragans</b> acquired in a trade with TEXAS and optioned to Omaha	125. 7/19	INF <b>Matt Beatty</b> sent on a rehab assignment to Omaha
102.	RHP <b>Brooks Kriske</b> optioned to Omaha	126.	LHP <b>Austin Cox</b> recalled by KANSAS CITY from Omaha





### MANAGER: MIKE JIRSCHLE • #23

- Mike Jirschele returns for his 15th season as Omaha's manager, his 18th season managing in Minor League Baseball and 32nd season overall with the Royals organization, named to the position of Storm Chasers manager on January 13, 2023, after previously managing Triple-A Omaha from 1995-97 and 2003-13.
- Jirschele served on the Kansas City Royals coaching staff as the Third Base Coach from 2014-19 and won the World Series in 2015. Jirschele most recently served as the bench coach under manager Chris Witheridge during the 2022 season with the Double-A Northwest Arkansas Naturals. He spent the 2021 season as Witheridge's bench coach for the High-A Central champion Quad Cities River Bandits and served as Special Assistant to the General Manager in 2020.
- In his second stint as Omaha's manager, over 11 years from 2003 to 2013, he led the team to four division titles, three consecutive trips to the Pacific Coast League Championship Series (2011-2013), two PCL titles (2011, 2013) and the team's first of two Triple-A National Championships in 2013.
- He earned the 2011 Mike Coolbaugh Award for *outstanding baseball work ethic, knowledge of the game and skill in mentoring young players on the field* and he is a four-time recipient of the Dick Howser Award (1992, 1994, 2005, 2011), recognizing outstanding work in player development within the Royals organization.
- Prior to his time with Omaha and Kansas City, he served as the Royals Minor League Infield Coordinator for four years, from 1998-2002, and he held managerial positions with Wilmington (1994), Rockford (1993) and the Gulf Coast Royals (1992).
- He appeared 999 games in the Minor Leagues across 13 years, between 1977 and 1990, including 22 games with the Omaha Royals between 1988 and 1989.



### PITCHING COACH: DANE JOHNSON • #59

- Dane Johnson enters his fourth year in the Royals organization and as the Storm Chasers pitching coach, after joining Kansas City ahead of the 2020 season. 2023 marks his 24th season coaching overall.
- He previously spent one season in the Miami Marlins organization (2019) as a Pitching Consultant and 19 seasons with the Toronto Blue Jays as a Minor League Pitching Coach from 2000-03, Pitching Coordinator from 2004-14 and Major League Bullpen Coach from 2015-18.
- Prior to entering coaching, spent 15 years as a player, including over 280 games in the Minor Leagues and parts of three seasons in the Majors with the Chicago White Sox (1994), Blue Jays (1996) and Oakland Athletics (1997), also playing two seasons (1990-1991) in the Chinese Professional Baseball League.
- Johnson and his wife, Gina, reside in Palm Harbor, Florida. They have two children: a daughter, Madison (31), and son, Cobi (27).



### HITTING COACH: BIJAN RADEMACHER • #52

- Bijan Rademacher (*bi-ZHON RAH-de-moch-err*) joins the Royals as the Omaha Storm Chasers Hitting Coach this year after spending the last two years with the Arizona Diamondbacks as their Minor League Hitting Coordinator (2021) and ACL Hitting Coach (2022).
- Prior to coaching, he spent eight years playing professionally (2012-2019), spanning seven seasons in the Chicago Cubs organization (2012-18) and slashed .280/.361/.402 over 702 career MiLB games, reaching as high as Triple-A. He also played one season in independent baseball (2019) with the New Britain Bees in the Atlantic League, in addition to an offseason in the Mexican Pacific Winter League.
- Over 243 career Triple-A games with the Iowa Cubs, he played 11 games at Werner Park and was a .378 hitter (14-for-37) with one homer and 5 runs batted in while playing in Omaha.
- Rademacher lives in Tempe, Arizona with his wife Melissa.



### BENCH COACH: DAVID NOWORYTA • #33 (3RD BASE COACH)

- David Noworyta (*Nova-REE-tah*) enters his second year in the Royals organization and first as Omaha's Bench Coach, after making his coaching debut in 2022 as the Assistant Hitting Coach for the River Bandits Kansas City's High-A affiliate.
- Prior to coaching, he spent four years playing professionally (2018-21), including three minor league seasons in the Detroit Tigers organization (2018-20), and one with the Independent Pioneer League's Billings Mustangs in 2021. Before signing with Detroit in 2018, Noworyta graduated from the University of Hawaii with a bachelor's degree in communications and journalism, and played in parts of three seasons for their baseball team.
- Noworyta attended Holy Cross Academy (N.J.), where he played baseball and basketball, and was selected by the Royals in the 37th round of the 2014 MLB Draft. He resides in Hainesport, N.J. in the offseason.



### CERTIFIED ATHLETIC TRAINER: JAMES STONE

- James Stone is entering his fifth season as the Certified Athletic Trainer for the Storm Chasers after serving the previous seven seasons with the Wilmington Blue Rocks (Royals High-A), including the 2015 season, in which he was named Carolina League Athletic Trainer of the Year.
- He joined the Kansas City organization in 2010 as the athletic trainer for the Class-A Burlington Bees. He came to the Royals after spending one season with the Central Valley Coyotes (Fresno, California) in Arena Football 2.
- Stone worked three seasons in the Florida Marlins organization, with stops in Jupiter (2008), Greensboro (2007) and Jamestown (2006), winning New York-Penn League Trainer of the Year honors in 2006.
- He was the Strength and Conditioning Coach for the Baltimore Orioles Class-A affiliate, the Delmarva Shorebirds, in 2005.
- Stone graduated with a bachelor's of science in kinesiology from Cal State-Northridge. He resides in Simi Valley, California with his dog, Ozzie.

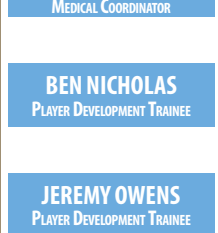


**TONY MEDINA**  
MINOR LEAGUE/LATIN AMERICA  
MEDICAL COORDINATOR



### STRENGTH & CONDITIONING COACH: YANNICK PLANTE

- Yannick Plante is entering his third season as the Strength & Conditioning Coach for the Storm Chasers, after being slated to serve in that role with Northwest Arkansas in 2020.
- He began with the Kansas City Organization in 2019 as the athletic trainer for the Burlington Royals (Advanced Rookie, Appalachian League). He was then a staff member of the Surprise Saguaros of the Arizona Fall League in the fall of 2019.
- Plante has a master's degree in kinesiology from the University of Calgary and a bachelor's degree in human kinetics with specialization in biophysics from the University of Ottawa. He currently lives in Ottawa, Ontario.



**BEN NICHOLAS**  
PLAYER DEVELOPMENT TRAINEE



**JEREMY OWENS**  
PLAYER DEVELOPMENT TRAINEE



## Jonathan Bowlan - Pitching - Stat Splits - 2023 - Regular Season (Triple-A Only)

Split	Team	W	L	ERA	G	GS	CG	SHO	SV	IP	H	R	ER	HR	HB	BB	IBB	SO	WHIP	AVG	AB	WP	BK	GIDP	TBF	NP-S
Home Games	OMA	1	0	2.08	1	0	0	0	0	4.1	3	1	1	0	0	4	0	7	1.62	.188	16	0	0	0	20	94 - 52
Away Games	OMA	1	0	4.00	2	1	0	0	1	9.0	10	4	4	3	0	3	0	6	1.44	.270	37	0	0	0	40	155 - 97
Day Games	OMA	1	0	2.08	1	0	0	0	0	4.1	3	1	1	0	0	4	0	7	1.62	.188	16	0	0	0	20	94 - 52
Night Games	OMA	1	0	4.00	2	1	0	0	1	9.0	10	4	4	3	0	3	0	6	1.44	.270	37	0	0	0	40	155 - 97
On Grass	OMA	2	0	3.38	3	1	0	0	1	13.1	13	5	5	3	0	7	0	13	1.50	.245	53	0	0	0	60	249 - 149
June	OMA	1	0	7.20	1	1	0	0	0	5.0	7	4	4	3	0	1	0	2	1.60	.318	22	0	0	0	23	89 - 55
July	OMA	1	0	1.08	2	0	0	0	1	8.1	6	1	1	0	0	6	0	11	1.44	.194	31	0	0	0	37	160 - 94
On Thursdays	OMA	1	0	7.20	1	1	0	0	0	5.0	7	4	4	3	0	1	0	2	1.60	.318	22	0	0	0	23	89 - 55
On Fridays	OMA	0	0	0.00	1	0	0	0	1	4.0	3	0	0	0	0	2	0	4	1.25	.200	15	0	0	0	17	66 - 42
On Sundays	OMA	1	0	2.08	1	0	0	0	0	4.1	3	1	1	0	0	4	0	7	1.62	.188	16	0	0	0	20	94 - 52
In games following a win	OMA	1	0	7.20	1	1	0	0	0	5.0	7	4	4	3	0	1	0	2	1.60	.318	22	0	0	0	23	89 - 55
In games following a loss	OMA	1	0	1.08	2	0	0	0	1	8.1	6	1	1	0	0	6	0	11	1.44	.194	31	0	0	0	37	160 - 94
Starter	OMA	1	0	7.20	1	1	0	0	0	5.0	7	4	4	3	0	1	0	2	1.60	.318	22	0	0	0	23	89 - 55
Reliever	OMA	1	0	1.08	2	0	0	0	1	8.1	6	1	1	0	0	6	0	11	1.44	.194	31	0	0	0	37	160 - 94

## Jonathan Bowlan - Opposing Hitting - Stat Splits - 2023 - Regular Season (Triple-A Only)

Split	Team	AVG	G	AB	R	H	2B	3B	HR	RBI	BB	IBB	SO	SB	CS	OBP	SLG	OPS	HBP	SAC	SF	GIDP
vs Left	OMA	.219	3	32		7	1	0	2	3	3	0	8			.286	.438	.724	0	0	0	0
vs Right	OMA	.286	3	21		6	2	0	1	2	4	0	5			.400	.524	.924	0	0	0	0
Team is ahead	OMA	.242	3	33		8	2	0	2	3	6	0	11			.359	.485	.844	0	0	0	0
Team is behind	OMA	.222	1	9		2	0	0	0	0	0	0	1			.222	.222	.444	0	0	0	0
Score is tied	OMA	.273	1	11		3	1	0	1	2	1	0	1			.333	.636	.969	0	0	0	0
Batting First	OMA	.000	3	5		0	0	0	0	0	2	0	1			.286	.000	.286	0	0	0	0
Batting Second	OMA	.000	3	7		0	0	0	0	0	0	0	4			.000	.000	.000	0	0	0	0
Batting Third	OMA	.571	3	7		4	2	0	0	0	0	0	1			.571	.857	1.428	0	0	0	0
Batting Fourth	OMA	.333	3	6		2	1	0	1	2	1	0	1			.429	1.000	1.429	0	0	0	0
Batting Fifth	OMA	.143	3	7		1	0	0	1	1	0	0	0			.143	.571	.714	0	0	0	0
Batting Sixth	OMA	.250	3	4		1	0	0	1	1	2	0	1			.500	1.000	1.500	0	0	0	0
Batting Seventh	OMA	.167	3	6		1	0	0	0	0	0	0	2			.167	.167	.334	0	0	0	0
Batting Eighth	OMA	.500	3	6		3	0	0	0	0	0	0	2			.500	.500	1.000	0	0	0	0
Batting Ninth	OMA	.200	3	5		1	0	0	0	1	2	0	1			.429	.200	.629	0	0	0	0
Leading Off	OMA	.273	3	11		3	1	0	1	1	3	0	1			.429	.636	1.065	0	0	0	0
First Inning	OMA	.400	1	5	2	2	1	0	1	2	0	0	1	0	0	.400	1.200	1.600	0	0	0	0
Second Inning	OMA	.250	1	4	0	1	0	0	0	0	0	0	1	0	0	.250	.250	.500	0	0	0	0
Third Inning	OMA	.143	2	7	0	1	0	0	0	0	1	0	3	0	0	.250	.143	.393	0	0	0	0
Fourth Inning	OMA	.455	2	11	3	5	1	0	2	3	2	0	1	0	0	.538	1.091	1.629	0	0	0	0
Fifth Inning	OMA	.000	2	6	0	0	0	0	0	0	1	0	2	0	0	.143	.000	.143	0	0	0	0
Sixth Inning	OMA	.143	2	7	0	1	1	0	0	0	0	0	1	0	0	.143	.286	.429	0	0	0	0
Seventh Inning	OMA	.333	2	6	0	2	0	0	0	0	1	0	0	0	0	.429	.333	.762	0	0	0	0
Eighth Inning	OMA	.250	1	4	0	1	0	0	0	0	1	0	1	0	0	.400	.250	.650	0	0	0	0
Ninth Inning	OMA	.000	1	3	0	0	0	0	0	0	1	0	3	0	0	.250	.000	.250	0	0	0	0
Bases Empty	OMA	.321	3	28		9	3	0	2	2	4	0	5			.406	.643	1.049	0	0	0	0
Runner at 1st	OMA	.125	3	16		2	0	0	0	0	1	0	7			.176	.125	.301	0	0	0	0
Runner at 2nd	OMA	.333	3	3		1	0	0	1	2	1	0	0			.500	1.333	1.833	0	0	0	0
Runner at 3rd	OMA	.000	1	1		0	0	0	0	0	0	0	0			.000	.000	.000	0	0	0	0
Runners at 1st & 2nd	OMA	.333	2	3		1	0	0	0	0	0	0	1			.333	.333	.666	0	0	0	0
Runners at 1st & 3rd	OMA	.000	1	1		0	0	0	0	0	0	0	0			.000	.000	.000	0	0	0	0
Bases Loaded	OMA	.000	1	1		0	0	0	0	1	1	0	0			.500	.000	.500	0	0	0	0
Runners On	OMA	.160	3	25		4	0	0	1	3	3	0	8			.250	.280	.530	0	0	0	0
Scoring Position	OMA	.222	3	9		2	0	0	1	3	2	0	1			.364	.556	.920	0	0	0	0
No Outs	OMA	.263	3	19		5	1	0	2	2	3	0	4			.364	.632	.996	0	0	0	0
One Out	OMA	.133	3	15		2	1	0	0	0	2	0	5			.235	.200	.435	0	0	0	0
Two Outs	OMA	.316	3	19		6	1	0	1	3	2	0	4			.381	.526	.907	0	0	0	0
Ahead in Count	OMA	.250	3	16		4	1	0	0	0	0	0	9			.250	.313	.563	0	0	0	0
Behind in Count	OMA	.294	3	17		5	1	0	2	4	7	0	1			.500	.706	1.206	0	0	0	0
0-0 Count	OMA	.286	3	7		2	0	0	0	0	0	0	0			.286	.286	.572	0	0	0	0
0-1 Count	OMA	.667	3	3		2	0	0	0	0	0	0	0			.667	.667	1.334	0	0	0	0
0-2 Count	OMA	.000	3	5		0	0	0	0	0	0	0	3			.000	.000	.000	0	0	0	0
1-0 Count	OMA	.500	3	2		1	0	0	1	1	0	0	0			.500	2.000	2.500	0	0	0	0
1-1 Count	OMA	.200	3	5		1	1	0	0	0	0	0	0			.200	.400	.600	0	0	0	0
1-2 Count	OMA	.250	3	8		2	1	0	0	0	0	0	6			.250	.375	.625	0	0	0	0
2-0 Count	OMA	.500	3	2		1	0	0	0	0	0	0	0			.500	.500	1.000	0	0	0	0
2-1 Count	OMA	.000	3	2		0	0	0	0	0	0	0	0			.000	.000	.000	0	0	0	0
2-2 Count	OMA	.125	3	8		1	0	0	1	1	0	0	3			.125	.500	.625	0	0	0	0
3-0 Count	OMA	.000	3	0		0	0	0	0	1	1	0	0			1.000	.000	1.000	0	0	0	0
3-1 Count	OMA	.000	3	2		0	0	0	0	0	3	0	0			.600	.000	.600	0	0	0	0
3-2 Count	OMA	.333	3	9		3	1	0	1	2	3	0	1			.500	.778	1.278	0	0	0	0
Pitcher	OMA	.245	3	53		13	3	0	3	5	7	0	13			.333	.472	.805	0	0	0	0





## #31 JONATHAN BOWLAN

RIGHT-HANDED PITCHER (*boh-lin*)

BORN: December 1, 1996 in Arlington, Tennessee (Age 26)

HOMETOWN: Arlington, Tennessee

RESIDES: Arlington, Tennessee

HEIGHT/WEIGHT: 6'6" / 240 LBS

DRAFTED: 2018 MLB Draft – Round 2 (58TH Overall)

COLLEGE: University of Memphis (Memphis, Tennessee)

HIGH SCHOOL: Bartlett High School (Bartlett, Tennessee)

SEASON WITH STORM CHASERS: 1st Season

## SCOUTING REPORT (4SFB, SL, SNK, CH, CB)

MLB Pipeline's No. 9 Royals prospect ... Baseball America's No. 14 Royals prospect

4-SEAMFASTBALL: Sits 92-96 mph, averages 94.6 ... Last appearance: Threw it 56% of the time (37/66 pitches), sometimes comes as a sinker

SLIDER: Sits 83-87 mph, averages 86.2 ... Last appearance: Threw it 24% of the time (16/66 pitches)

SINKER: Sits 90-94 mph, averages 92.9 ... Last appearance: Threw it 18% of the time (12/66 pitches)

CURVEBALL: Sits 80-82 mph, averages 81.1 ... Last appearance: Threw it 2% of the time (1/66 pitches)

## LAST OUTING: FRIDAY, JULY 7 @ GWINNETT

In his second straight relief appearance, threw 4.0 scoreless innings behind starter Cole Ragans to finish the game and earn his second professional save ... struck out three straight to end the game after a leadoff walk in the bottom of the 9th.

## 2023 SEASON

- Opened the year in NW Arkansas (AA) and pitched in 10 games (9 starts) for the Naturals and went 1-5 with a 7.20 ERA (28 ER in 35.0 IP).
- Left his start on April 20 after 2.0 innings, placed on the Injured List April 22, activated May 11, missing just under 3 weeks of action.
- Struck out 47 to just 13 walks (3.62 K/BB) with a 12.09 K/9 in NWA ... didn't pitch 5.0+ innings in his first 5 starts, but did in 4 of his last 5 starts.
- First 5-inning start of the year came on Tuesday May 23 @ Tulsa, held the Drillers scoreless over 5.0 innings, did not allow a runner to get past 2nd base, but also did not get any run support and took a no-decision ... first win came June 9 vs. Springfield, only outing pitching into the 6th inning, came one pitch off tying a career high in pitches thrown, struck out season-high 8, only start of his Naturals won.
- Promoted to Omaha on June 20, made his Triple-A debut two days later on 6/22 @ Rochester and earned the win, tied a career-high with 3 home runs allowed but only walked one over 5.0 innings.
- Last two outings have come in relief, earned the win with 4.1 innings behind opener Brad Keller on 7/2 vs. Iowa [G1], came 1 off a season-high with 7 strikeouts.

## CAREER NOTES

- 2022**
- After undergoing Tommy John Surgery in 2021, made his return to the mound on June 17 in the Arizona Complex League and made seven starts with the ACL Royals (R), then one start with Quad Cities (A+) and he finished the year with NW Arkansas (AA) for his final nine starts.
  - With the ACL Royals, made seven starts and threw a total of 13.1 innings, struck out a career-high 12 batters over 5.0 innings on July 11 @ ACL Dodgers for 12 of his 15 outs ... after rehabbing in Arizona, was activated from the Injured List and transferred to Quad Cities on July 17, started for the River Bandits on July 22 vs. South Bend (CHC), threw 4.0 scoreless and struck out six.
  - Pitched at least 4.0 innings in seven of his nine starts with NW Arkansas, including a pair of five-inning outings (August 28 vs. Springfield and September 15 vs. Frisco).
  - Was named Texas League Pitcher of the Week for the week of August 22 to 28, after throwing 5.0 scoreless innings on August 28 vs. Springfield (STL) and allowing just two hits with two strikeouts to earn his first win of 2022 with the Naturals.
  - After allowing two home runs in each of his first two starts, allowed three homers over his final seven starts ... 10 of 33 runs (30%) allowed with the Naturals came on home runs.
- 2021**
- Began the season with NW Arkansas (AA) and started four games for the Naturals, going 2-0 with a 1.59 ERA (3 ER in 17.0 IP).
  - Pitched at least 5.0 innings with at least six strikeouts each of his first three starts, with at the time a career-high 10 strikeouts in his Double-A debut on May 5 @ Arkansas (SEA) ... pitched a season-high 6.0 innings in his second start, on May 12 vs. Tulsa (LAD).
  - Left his start on May 23 @ Springfield (STL) after striking out two and throwing just 10 pitches ... missed the rest of the season after undergoing Tommy John surgery on June 1, but added to Kansas City's 40-man roster along with five other players, on November 19.
- 2020**
- Was a late addition to the Royals' Alternate Training Site in Kansas City and participated in the Royals' postseason camp/instructional league at Kauffman Stadium in October.
- 2019**
- Split the year between Lexington (A) and Wilmington (A+), combining to go 11-5 with a 3.1 ERA (51 ER in 146.0 IP) with 150 strikeouts (9.24 K/9), compared to just 23 walks (1.42 BB/9).
  - Among Royals farmhands, he ranked tied for 2nd in wins, 3rd in strikeouts, 5th in innings, 8th in starts (23) ... also among pitchers who worked at least 80.0 innings, ranked 1st in strikeouts/walk ratio (6.52), 2nd in WHIP (0.99) and 8th in ERA (3.14).
  - Threw the second no-hitter in Wilmington (A+) history on July 15 vs. Carolina (MIL), with nine strikeouts and no walks on 98 pitches (63 strikes) ... the lone base runner reached on a throwing error in the 2nd inning ... earned Carolina League Pitcher of the Week honors July 21.
  - Named a South Atlantic League Midseason All-Star representing Lexington, working 0.2 innings and allowing one hit with one strikeout in the contest in Charleston, West Virginia.
- 2018**
- Made nine starts for Idaho Falls (Rookie Advanced) during his first professional season ... earned his first victory on July 7 @ Orem (LAA), allowing one run on two hits over 5.0 innings, with a season-high six strikeouts.
- COLLEGE: UNIVERSITY OF MEMPHIS (2016-18)**
- Pitched at Memphis for three seasons, posted a 3.71 ERA (35 ER in 85.0 IP) with 104 strikeouts in 2018 as a junior for the Tigers.
  - Notched double-digit strikeouts in three starts in 2018, and posted at least five strikeouts in all but two starts ... fanned a school record and 2018 Division 1-best 18 hitters in a complete game win over South Florida (2 ER, 9.0 IP) on April 28.
  - Recorded a team-high 78 strikeouts as a sophomore in 2017, holding batters to a .235 average.
- MISCELLANEOUS**
- 2015: Graduated from Bartlett High School (Tennessee) where he was named Male Athlete of the Year as a senior ... played the first three years of high school baseball at Arlington High School, helped them to a state championship in 2012 as a freshman.
  - His father, Mark, threw the lone perfect game in the history of the University of Memphis program (1987 - 1989) and pitched two seasons (44 games) in the St. Louis Cardinals' organization (1989 & 1991).

## SEASON / CAREER HIGHS

SEASON		CAREER	
6/9/2023 @ Springfield	5.2	INNINGS PITCHED	9.0 7/15/2019 vs. Carolina
Last: 6/22/2023 @ Rochester	7 (3x)	HITS ALLOWED	12 7/21/2018 @ Missoula
5/11/2023 @ Arkansas	6	RUNS ALLOWED	7 (2x) Last: 7/21/2018 @ Missoula
5/11/2023 @ Arkansas	6	EARNED RUNS ALLOWED	7 (2x) Last: 7/21/2018 @ Missoula
Last: 6/22/2023 @ Rochester	3 (2x)	HOME RUNS ALLOWED	3 (2x) Last: 6/22/2023 @ Rochester
Last: 7/2/2023 vs. Iowa	4 (2x)	WALKS ALLOWED	4 (3x) Last: 6/3/2023 vs. Corpus Christi
6/9/2023 @ Springfield	8	STRIKEOUTS	12 7/11/2022 vs. ACL Dodgers
Last: 6/15/2023 vs. Frisco	25 (2x)	BATTERS FACED	28 7/15/2019 vs. Carolina
6/9/2023 @ Springfield	97	PITCHES THROWN	98 (3x) Last: 8/1/2019 vs. Fayetteville
5/17/2023 to 5/28/2023	7.0 IP	SCORELESS STREAK	11.1 IP 7/15/2019 to 7/21/2019

## 2023 RUN SUPPORT (OMAHA STARTS ONLY)

RUNS SCORED	0	1	2	3	4	5	6	7	8	9	10+
GAMES						1					
PLAYER W-L						1-0					
Team W-L						1-0					

## 2023 GAME-BY-GAME

## NW ARKANSAS NATURALS, AA

DATE	OPPONENT	RES	LEFT GAME	DEC	IP	H	R	ER	HR	HB	BB	SO	BF	NP-S
4/7	vs. Midland	L, 8-5	Top 2nd, losing 2-0	-	1.2	5	2	2	0	0	0	2	10	51-39
4/14	@ Wichita	L, 7-4	Bottom 5th, losing 5-2	L	4.2	7	5	5	3	0	0	7	21	79-50
4/20	vs. Amarillo	L, 3-2 (10)	End 2nd, winning 1-0	-	2.0	1	0	0	0	0	1	3	8	39-25
5/11	@ Arkansas	L, 9-3	Bottom 2nd, losing 3-0	L	1.0	3	6	6	0	0	3	3	9	44-25
5/17	vs. Springfield	L, 11-2	Top 4th, tied 2-2	-	3.1	2	2	1	0	0	1	5	12	62-39
5/23	@ Tulsa	L, 6-5 (11)	Middle 6th, tied 0-0	-	5.0	4	0	0	0	0	1	5	20	69-45
5/28	@ Tulsa	L, 4-1	Middle 6th, losing 3-0	L	5.0	5	3	3	2	1	0	7	21	77-48
6/3	vs. Corpus Christi	L, 12-4	Top 2nd, losing 5-1	L	1.2	4	5	5	2	0	4	2	13	61-33
6/9	@ Springfield	W, 6-2	Bottom 6th, winning 5-2	W	5.2	6	2	2	0	1	1	8	25	97-64
6/15	vs. Frisco *	L, 10-2	End 6th, losing 5-2	L	5.0	7	5	4	0	1	2	5	25	90-63

## OMAHA STORM CHASERS, AAA

DATE	OPPONENT	RES	LEFT GAME	DEC	IP	H	R	ER	HR	HB	BB	SO	BF	NP-S
6/22	@ Rochester	W, 8-4	Middle 6th, winning 5-4	W	5.0	7	4	4	3	0	1	2	23	89-55
7/2	vs. Iowa [G1] *	W, 11-1 (7)	Top 7th, winning 11-1	W	4.1	3	1	1	0	0	4	7	20	94-52
7/7	@ Gwinnett *	W, 7-1	End 9th, win 7-1	SV	4.0	3	0	0	0	0	2	4	17	66-42

(Q) Indicates Quality Start

\* Indicates Relief Appearance

## 2023 BATTED BALL STATISTICS (AA &amp; AAA)

BABIP	GB/FB	LD%	GB%	FB%	IFFB%	HR/FB	Pull%	Cent%	Oppo%	SwStr%
.359	1.17	25.2%	40.3%	34.5%	25.0%	20.8%	43.7%	26.8%	29.6%	12.4%

## VS. ST. PAUL IN 2023

W	L	ERA	G	GS	CG	SHO	GF	HLD	SV	SVO	IP	H	R	ER	HR	HB	BB	IBB	SO	WHIP	AVG
---	---	-----	---	----	----	-----	----	-----	----	-----	----	---	---	----	----	----	----	-----	----	------	-----

## VS. ST. PAUL HITTERS IN 2023

PLAYER	AVG	AB	H	2B	3B	HR	RBI	BB	SO
--------	-----	----	---	----	----	----	-----	----	----

PLAYER	AVG	AB	H	2B	3B	HR	RBI	BB	SO
--------	-----	----	---	----	----	----	-----	----	----

## CAREER PITCHING

SEASON	TEAM	W	L	ERA	G	GS	CG	SHO	SV	SVO	IP	H	R	ER	HR	HB	BB	IBB	SO	WHIP	AVG	AB	WP	BK	GIDP	TBF	NP-S	
2018	Idaho Falls (R)	1	4	6.94	9	9	0	0	0	0	35.0	51	30	27	6	0	9	0	23	1.71	.329	155	0	0	5	165	572 - 380	
2019	Lexington (A)	6	2	3.36	13	11	0	0	1	1	69.2	55	30	26	4	8	10	0	74	0.93	.216	255	3	1	4	278	1033 - 684	
	Wilmington (A+)	5	3	2.95	13	12	1	1	0	0	76.1	66	25	25	5	0	13	0	76	1.03	.237	278	2	0	5	294	1198 - 777	
2020	Did not pitch (No Minor League season)																											
2021	NW Arkansas (AA)	2	0	1.59	4	4	0	0	0	0	17.0	13	3	3	0	0	3	0	25	0.94	.206	63	0	0	0	66	266 - 177	
2022	ACL Royals (R)	0	1	5.12	7	7	0	0	0	0	19.1	29	11	11	1	1	4	0	26	1.71	.354	82	2	0	1	89	160 - 139	
	Quad Cities (A+)	0	0	0.00	1	1	0	0	0	0	4.0	6	0	0	0	0	1	0	6	1.75	.333	18	0	0	0	19	76 - 51	
	NW Arkansas (AA)	1	3	6.92	9	9	0	0	0	0	39.0	51	33	30	7	4	17	0	30	1.74	.317	161	2	1	4	183	685 - 429	
2022	NW Arkansas (AA)	1	5	7.20	10	9	0	0	0	0	35.0	44	30	28	7	3	13	0	47	1.63	.301	146	4	1	1	164	669 - 431	
	Omaha (AAA)	2	0	3.38	3	1	0	0	1	1	13.1	13	5	5	3	0	7	0	13	1.50	.245	53	0	0	0	60	249 - 149	
Minor League Totals (5 Seasons)		18	18	4.52	69	63	1	1	2	2	308.2	328	167	155	33	16	77	0	320	1.31	.271	1211	13	3	20	1318	4908 - 3212	



## PLAYER

## QUICK NOTES

## CAREER HIGHS

32 CHRISTIAN  
CHAMBERLAIN

LHP • L/L • 5'10" • 175 lbs • 7/20/1999 (23)  
2020 MLB Draft — Round 4 (Oregon State)  
Born: Grand Junction, Colorado • Resides: Reno, Nevada

Ranked by *Baseball America* as the No. 24 Royals prospect

- 2023: Opened the year in NW Arkansas (AA) and made 20 appearances out of the bullpen for the Nationals and went 1-2 with a 1.99 ERA (7 ER in 31.2 IP), and struck out 49 (13.93 K/9) ... 14 of 20 Double-A appearances were scoreless ... promoted to Omaha on 6/20, made Triple-A debut 6/20 @ ROC (1.0 IP, 2 R, 2 K) ... only 3 of 9 Triple-A games have been scoreless ... among Royals MiLB pitchers (min. 30.0 IP), 3rd with 13.73 K/9, 4th with 33.7% K%, and 4th with 17.4% BB%.
- 2022: After beginning the season with Quad Cities (A+), was assigned to NW Arkansas (AA) on May 31 and finished the season in Double-A ... pitched 33 games between the two levels, among Royals Minor League pitchers with at least 40.0 innings pitched, his 13.22 K/9 and 29.6% K% both ranked 3rd-best ... his 19.3% BB% was 2nd-worst.
- 2021: Assigned to Quad Cities (A+) on 5/23 to begin his career in professional baseball and pitched two games out of the bullpen for the River Bandits, going 1-0 with a 4.91 ERA (2 ER in 3.2 IP) with just one walk and six strikeouts, before being placed on the 7-Day Injured List on 6/14, where he remained for the rest of the season.

4SFB (93-96), SL, SNK, CB

CONSECUTIVE BATTERS RETIRED: 1 (7/16)

SCORELESS STREAK: 0.2 IP (7/16)

IP	2.2	(2x) Last: 5/14/22 vs. Wisconsin
K	6	5/3/22 @ Cedar Rapids
BB	4	4/8/22 @ South Bend
H	4	(3x) Last: 7/16/22 vs. Indianapolis
ER	6	6/17/22 vs. Arkansas
NP	48	4/8/22 @ South Bend

46 STEVEN  
CRUZ

RHP • R/R • 6'6" • 233 lbs • 6/15/1999 (24)  
Traded from Minnesota — 1/24/2023  
Originally signed 3/20/2017 with Minnesota (Intl. F.A.)  
Born/Resides: Salcedo, Dominican Republic

Ranked by MLB Pipeline as the No. 27 Royals prospect

- 2023: Traded from Minnesota with Evan Sisk to KC in exchange for Michael A. Taylor on Jan. 24 ... opened the year with NW Arkansas (AA), appeared in 29 games, with a 2.20 ERA (8 ER in 32.2 IP), 9 saves and 42 strikeouts ... assigned to Omaha on 7/12, threw scoreless inning on 7/14 ... at the time of his promotion to Triple-A, led the Texas league in saves (9), tied 3rd in games pitched (29) ... did not allow an earned run over his last 14 appearances (16.2 IP) with NWA.
- 2022: Spent the season with Wichita (AA), appeared in 46 games out of the bullpen with a 1-4 record, four saves and a 5.14 ERA (32 ER in 56.0 IP), with 72 strikeouts (11.6 K/9) ... led the Wind Surge staff in games pitched, 2nd in the Texas League ... among Twins MiLB pitchers, tied 2nd in games pitched, behind Evan Sisk (50), who he was traded with to Kansas City.
- 2021: In his first year of full-season ball, spent most of the year with Fort Myers (A) before ending the year with Cedar Rapids (A+) ... pitched in 28 games (two starts) between the two levels and went 4-2 with a 4.32 ERA (24 ER in 50.0 IP) with a career-high 80 strikeouts (14.4 K/9) with a .189 opponents' batting average (35-for-185).

4SFB, SL, CH

CONSECUTIVE BATTERS RETIRED: 0

SCORELESS STREAK: 0.0 IP

IP	4.0	(2x) Last: 6/23/18 @ GCL Red Sox
K	6	(3x) Last: 8/25/19 vs. Danville
BB	5	7/9/18 vs. GCL Rays
H	5	(3x) Last: 5/14/21 vs. Clearwater
ER	6	4/20/22 vs. Midland
NP	54	5/8/21 @ Bradenton

55 JONAH  
DIPOTO

RHP • R/R • 6'1" • 225 lbs • 9/3/1996 (26)  
2019 MLB Draft — Round 35 (UC San Diego)  
Born: Queens, N.Y. • Resides: San Diego, Calif.

- 2023: For the 2nd straight year, made his spring debut with a scoreless Cactus League inning against his dad's Seattle Mariners, on 2/26 ... opened the regular season with NW Arkansas (AA), pitched 10.1 scoreless innings with 1 ER and 13 K across 7 relief outings ... assigned to Omaha (AAA) on 5/3, has not allowed an earned run in 12 of 18 outings with Omaha, a streak of 6 straight scoreless games was snapped 7/4 @ GWN.
- 2022: Pitched a scoreless Cactus League inning with a strikeout on 3/29 against his dad's Seattle Mariners ... spent the entire season with NW Arkansas (AA) and led the Nationals with 42 games pitched ... 11.87 K/9 ranked second among Royals minor leaguers (min. 60.0 IP), .212 opponents' batting average and 28.1% K% ranked 3rd.
- MISC: Full name is *Jonah Seaver Dipoto*, after Tom Seaver ... father Jerry Dipoto is currently the President of Baseball Operations for the Seattle Mariners, formerly their GM.

SNK (93-95), SL, CB

CONSECUTIVE BATTERS RETIRED: 2 (7/16)

SCORELESS STREAK: 1.2 IP (7/14-7/16)

IP	3.0	(4x) Last: 5/16/21 vs. Cedar Rapids
K	6	5/16/21 vs. Cedar Rapids
BB	4	(2x) Last: 4/8/22 @ Springfield
H	5	8/24/22 vs. Springfield
ER	4	8/24/22 vs. Springfield
NP	50	8/24/22 vs. Springfield

51 BRAD (MLB REHAB)  
KELLER

RHP • R/R • 6'5" • 250 lbs • 7/27/1995 (27)  
Traded from Cincinnati — 12/14/2017  
Drafted by Arizona — 2013, 8th Round (Flowery Branch HS)  
Born: Snellville, Georgia • Resides: Apollo Beach, Florida

- 2023: Opened the season on the Royals and made 9 starts, going 4-4 with a 4.36 ERA (21 ER in 43.1 IP) and 31 strikeouts to 40 walks (0.78 K/BB) ... placed on the 15-day injured list on 5/19, retroactive to 5/16 with right shoulder impingement syndrome ... assigned to Omaha on rehab 6/28 and has pitched in 6 games (2 starts) ... as a starter: 2.25 ERA (1 ER in 4.0 IP) with 5 BB & 3 K ... 4 games as a reliever: 58.50 ERA (13 ER in 2.0 IP) with 12 BB, 1 K.
- 2022: Pitched 35 games (22 starts) for the Royals and went 6-14 with a 5.09 ERA (79 ER in 139.1 IP) ... began the season with a 1.74 ERA (6 ER in 31.0 IP) through his first 5 starts, named Royals Pitcher of the Month for April ... over his next 17 starts, pitched to a 6.01 ERA (61 ER in 91.1 IP) and was moved to the bullpen in mid-August.
- MLB CAREER: Has pitched 148 games (114 starts) for the Royals since 2018 ... in those 6 steals, he leads the Royals in wins (38), starts (114), innings (677.0) and strikeouts (506) ... acquired via trade from Cincinnati in December 2017, after the Reds selected him from Arizona in the Rule 5 Draft.

4SFB (92-94), SL, CB, CH, SNK

CONSECUTIVE BATTERS RETIRED: 0

SCORELESS STREAK: 0.0 IP

IP	9.0	9/13/2020 vs. PITTSBURGH
K	10	(2X) LAST: 4/12/2019 vs. CLEVELAND
BB	8	5/15/2023 @ SAN DIEGO
H	13	8/2/2022 @ CHICAGO (AL)
ER	8	(5X) LAST: 8/13/2022 vs. LOS ANGELES (NL)
NP	119	4/12/2019 vs. CLEVELAND

62 WILL  
KLEIN

RHP • R/R • 6'5" • 230 lbs • 11/28/1999 (23)  
2020 MLB Draft — Round 5 (Eastern Illinois)  
Born: Maryville, Tenn. • Resides: Bloomington, Ind.

Ranked by MLB Pipeline as the No. 22 Royals prospect ... Ranked by *Baseball America* as the No. 23 Royals prospect

- 2023: Opened the season back with NW Arkansas (AA) and appeared in 21 games out of the bullpen, with a 3.38 ERA (11 ER in 29.1 IP) and 44 strikeouts to 14 walks ... did not allow a run over his final 11.0 IP (6 games) with NWA ... promoted to Omaha on 6/13, made his Triple-A debut on 6/14 vs. COL with 2.0 scoreless IP, 5 K including his first 3 ... fastball has topped out at 100.7mph ... threw 0.1 IP in Futures Game on 7/8 in Seattle, 2 BB and took the L.
- 2022: Opened the season on Injured List with shin splints, assigned to NW Arkansas (AA) on May 14, where he spent the entire season ... over 30 outings (3 starts), had a 10.51 ERA (51 ER in 43.2 IP) and 55 strikeouts to 51 walks (1.08 K/BB) ... among Royals Minor League pitchers (min. 40.0 IP), his 11.34 K/9 ranked 6th-best, and 22.0% BB% was last.
- 2021: Began his professional career in Quad Cities (A+), pitching in 36 games out of the bullpen for the River Bandits ... went 7-1 with four saves and a 3.58 ERA (25 ER in 70.1 IP and 121 strikeouts) ... named an MLB.com Organization All-Star and recognized as the Royals' Pitching Prospect of the Year by MLB Pipeline.

4SFB (96-99), CB, SL

CONSECUTIVE BATTERS RETIRED: 1 (7/15)

SCORELESS STREAK: 5.1 IP (6/25 to 7/15)

IP	3.0	(5x) Last: 8/12/21 vs. Beloit
K	6	(5x) Last: 8/12/21 vs. Beloit
BB	5	(2x) Last: 6/2/22 vs. Corpus Christi
H	6	8/24/22 vs. Springfield
ER	7	8/24/22 vs. Springfield
NP	56	7/1/21 vs. Cedar Rapids

37 JACKSON  
KOWAR

RHP • R/R • 6'5" • 215 lbs • 10/4/1996 (26)  
2018 MLB Draft — Round 1/33rd Overall (Florida)  
Born: Weddington, N.C. • Resides: Charlotte, N.C.

- 2023: Has 3 starts with Omaha (3/31-5/16, 5/20-6/2 & 6/24-present) ... 7 of 19 appearances with the Chasers have been scoreless, has allowed 2+ runs in 9 of 19 ... earned his first professional save with 1.2 scoreless innings on 5/5 vs. LOU ... in two stints with Kansas City, has a 6.17 ERA (8 ER in 11.2 IP) over 8 games with 14 strikeouts, with 3 scoreless outings ... threw first 1-2-3 inning of 2023 with OMA in 9th inning 7/14 vs. IND.
- 2022: Made his first Opening Day roster with Kansas City, but only pitched in 7 games over three stints with the Major League club, also making 20 starts with Omaha (AAA) across three stints ... allowed less than two earned runs in 8 of his 20 starts with Omaha, including three scoreless outings.
- 2021: Kansas City's Paul Spillitoff Minor League Pitcher of the Year, going to the top pitcher in the organization, also Omaha's Pitcher of the Year, the Triple-A East Pitcher of the Year and a Triple-A East post-season All-Star ... made 17 appearances (16 starts) and went 9-4 with a 3.46 ERA (31 ER in 80.2 IP) and a Triple-A best 115 strikeouts (12.8 K/9).

4SFB (95-98), SL, CH

CONSECUTIVE BATTERS RETIRED: 4 (7/16)

SCORELESS STREAK: 1.1 IP (7/16)

IP	8.0	(2x) Last: 8/24/19 @ Frisco
K	10	(2x) Last: 7/3/21 @ St. Paul
BB	5	(3x) Last: 5/31/22 vs. Indianapolis
H	11	(2x) Last: 6/14/22 @ Iowa
ER	9	6/14/22 @ Iowa
NP	107	6/8/19 vs. Fayetteville

48 JAMES  
MCARTHUR

RHP • R/R • 6'7" • 230 lbs • 12/11/1996 (26)  
Traded from Philadelphia — 5/8/2023  
Drafted by Philadelphia — 2018, 12th Round (Ole Miss)  
Born/Resides: New Braunfels, Texas

- 2023: Traded by PHI to KC on 5/8 for OF Junior Marin and cash ... made 5 appearances (4 starts) with Lehigh Valley (AAA) and went 0-2 with a 7.31 ERA (13 ER in 16.0 IP) with 15 strikeouts and 7 walks ... 9 of 14 OMA outings have been scoreless, including 2 short starts ... 8 of 14 have been 2.0 IP + ... threw 2 scoreless innings in his Royals organization debut on 5/12 @ SWB, has struck out 5 in a game 3x (5/16 vs. TOL, 5/24 @ STP, 7/6 @ GWN).
- 2022: Limited to 13 starts for Reading (AA) and went 2-6 with a 5.05 ERA ... s placed on the IL on 6/22 with a right posterior elbow impingement, reinstated on 6/29, recalled by the Phillies and placed on the 60-day IL for the remainder of the season with a right elbow stress reaction.
- 2021: Selected to Philadelphia's 40-man roster in November, recorded a 4.25 ERA (37 ER in 78.1 IP) with 83 K in 20 games (15 starts) between Jersey Shore (A+) and Reading (AA).

SNK (93-95), CB, CH, CUT

CONSECUTIVE BATTERS RETIRED: 11 (7/14 to 7/18)

SCORELESS STREAK: 4.1 IP (7/14 to 7/18)

IP	7.0	8/28/19 vs. Lakeland
K	10	8/13/21 vs. Akron
BB	6	6/9/21 vs. Hartford
H	8	(2x) Last: 4/27/22 @ New Hampshire
ER	7	6/28/23 vs. CLEVELAND
NP	98	6/15/22 vs. Portland

40 WALTER  
PENNINGTON

LHP • L/L • 6'2" • 205 lbs • 4/14/1998 (25)  
Signed 8/19/2020 as an Undrafted Free Agent (Colo. School of Mines)  
Born: Englewood, Colo. • Resides: Broomfield, Colo.

- 2023: Opened the season with NW Arkansas (AA) and pitched 9.2 scoreless innings with 11 strikeouts across 8 relief outings, allowed 4 H and 4 BB for a 0.83 WHIP and .129 BAA ... assigned to Omaha (AAA) on 5/3 and made his Triple-A debut 5/5 vs. LOU, struck out his first 2 batters in a 1-2-3 7th inning ... four straight scoreless between 5/13 and 5/24 ... has not allowed an earned run in 12 of 19 OMA appearances this year, has two 3.0 IP outings.
- 2022: Opened the season with Quad Cities (A+) and pitched 5.2 scoreless innings with nine strikeouts, across three relief outings ... assigned to NW Arkansas (AA) on 4/21, where he ended the season ... earned decisions in 5 of first 6 outings with Nationals (3 W, 1 L, 1 SV) ... 13 of 33 NWA outings were scoreless, allowed 1 ER or less in 20 of 33 ... made first pro start 6/22 vs. SPR ... was on the Injured List from 8/18 to 9/1, threw scoreless 8th inning in first outing back 9/3.
- MISC: Graduated from the Colorado School of Mines with a mechanical engineering degree, threw 224.2 innings, but also hit .288 with a 1.142 OPS as an outfielder.

SNK (92-94), SL, CH, 4SFB

CONSECUTIVE BATTERS RETIRED: 7 (7/15 to 7/18)

SCORELESS STREAK: 2.1 IP (7/15 to 7/18)

IP	3.2	7/16/21 @ Myrtle Beach
K	5	(2x) Last: 4/15/22 vs. Cedar Rapids
BB	4	(3x) 8/17/22 vs. San Antonio
H	5	(4x) Last: 8/13/22 @ Arkansas
ER	6	8/17/22 vs. San Antonio
NP	58	6/22/22 vs. Springfield

43 COLLIN  
SNIDER

RHP • R/R • 6'4" • 205 • 10/10/1995 (27)  
2017 MLB Draft — Round 12 (Vanderbilt)  
Born/Resides: Murfreesboro, Tennessee

- 2023: Opened the season with Omaha and pitched in 28 games before his first call-up of the season on 7/1 ... pitched in 5 games with KC (first 3 were scoreless) with a 7.71 ERA (4 ER in 4.2 IP) and optioned back to Omaha 7/16 ... 14 of 28 appearances with Omaha have been scoreless, including 5 straight between May 10 and 19 ... has allowed more than 1 run just four times this year with the Chasers.
- 2022: Made the Opening Day Roster and his MLB Debut with Kansas City ... in his first season in the big leagues, started and ended the season with Kansas City ... pitched in 42 games across five stints with the Royals, going 4-2 with a 6.55 ERA (25 ER in 34.1 IP) ... began his career with a 5.1 scoreless innings over 6 games, and pitched in 27 of KC's first 56 games during his first stint from Opening Day through 6/9 ... also appeared in 20 games with Omaha (AAA) with a 5.40 ERA (13 ER in 21.2 IP) and 12 scoreless outings.
- 2021: Split the season between NW Arkansas (AA) and Omaha, making a career-high 48 appearances with a career-high 64 strikeouts and 26 walks ... joined the Storm Chasers a week into the season, returned to NWA on June 6, transferred back to Triple-A on August 24 ... posted a 3.15 ERA in 25 Double-A outings before returning to Omaha.

SNK (94-96), SL, CH

CONSECUTIVE BATTERS RETIRED: 2 (6/23 to 6/28)

SCORELESS STREAK: 1.0 IP (6/23 to 6/28)

IP	6.0	4/8/18 vs. Charleston
K	5	(2x) Last: 6/30/21 @ Springfield
BB	3	(3x) Last: 5/30/23 vs. Memphis
H	11	9/2/18 @ Greenville
ER	7	5/14/21 @ Columbus
NP	90	4/13/18 @ Augusta

47 EVAN  
SISK

LHP • L/L • 6'2" • 195 lbs • 4/23/1997 (26)  
Traded from Minnesota — 1/24/2023  
Drafted by St. Louis — 2018, 16th Round (College of Charleston)  
Born: Pineville, N.C. • Resides: Chester, S.C.

- 2023: Has not allowed an earned run in 23 of his team-best 34 appearances, tied 5th in the league in games pitched ... has allowed 2+ ER in 9 outings ... threw 2.0 perfect innings 5/6 vs. LOU, season-high 2.1 shutout innings 6/7 @ IND ... 5 of his last 8 outings have been scoreless ... has 10 outings of 1.0 IP+ this season, including 2.0 inning start/open 7/16 vs. IND.
- 2022: Split his first full season in the Twins organization between Wichita (AA) and St. Paul (AAA), earned Minnesota MiLB.com Organization All-Star honors as a relief pitcher ... posted a 1.57 ERA (11 ER in 63.0 IP) with 76 strikeouts against 29 walks (10.86 K/9 and 2.62 K/BB) across 50 games between the two levels, the best ERA in 2022 among all MiLB relievers that made 50+ appearances and threw a minimum of 60.0 IP.
- 2021: Began the season in the Cardinals organization, acquired by Minnesota via trade on July 30 ... split the year between Peoria (A+), Springfield (AA) and Wichita (AA), combining to pitch in 39 games with a 3-1 record and 3.91 ERA (23 ER in 53.0 IP), striking out 69 with 35 walks ... originally drafted by St. Louis in the 16th Round in 2018.

SNK (90-92), SL, 4SFB, CH

CONSECUTIVE BATTERS RETIRED: 1 (7/16)

SCORELESS STREAK: 1.1 IP (7/16)

IP	3.0	(5x) Last: 6/18/21 @ Wichita
K	5	(4x) Last: 8/20/21 @ Springfield
BB	3	(6x) Last: 7/16/23 vs. Indianapolis
H	5	(3x) Last: 8/12/21 @ Tulsa
ER	4	(3x) Last: 6/1/23 vs. Memphis
NP	55	8/20/21 @ Springfield



RELIEVERS		ENTRANCE SITUATION			INNING ENTERING THE GAME										INHERITED RUNNERS			1-2-3 INNINGS				
PITCHER	LEAD	TRAIL	TIED	1	2	3	4	5	6	7	8	9	10+	BR INHER.	BR SCORE	% SCORE	TOTAL	POSSIBLE	% 1-2-3			
31 <i>Bowlan, Jonathan</i>	2	-	-	-	-	1	-	-	1	-	-	-	-	-	-	-	2	8	25.0%			
32 <i>Chamberlain, Christian</i>	4	3	2	-	-	1	1	1	2	2	1	1	-	3	0	0.0%	1	6	16.7%			
46 <i>Cruz, Steven</i>	1	1	-	-	-	-	-	-	-	-	2	-	-	-	-	-	0	1	0.0%			
55 <i>Dipoto, Jonah</i>	7	9	3	-	-	1	1	1	6	3	4	2	1	15	7	46.7%	5	18	27.8%			
51 <i>Keller, Brad</i>	-	2	2	-	-	-	-	2	2	-	-	-	-	-	-	-	0	1	0.0%			
62 <i>Klein, Will</i>	7	1	-	-	-	-	-	-	1	1	2	4	-	3	1	33.3%	3	10	30.0%			
37 <i>Kowar, Jackson</i>	8	11	-	-	-	-	-	4	4	5	5	1	-	12	6	50.0%	2	20	10.0%			
54 <i>McArthur, James</i>	6	6	2	-	-	1	1	4	3	4	1	-	-	6	2	33.3%	7	19	36.8%			
40 <i>Pennington, Walter</i>	10	7	3	-	-	-	4	-	9	4	1	2	-	16	6	37.5%	9	20	45.0%			
47 <i>Sisk, Evan</i>	13	15	5	-	-	-	1	1	7	11	8	4	1	11	9	81.8%	5	23	21.7%			
43 <i>Snider, Collin</i>	17	9	2	-	-	-	-	1	5	6	12	4	-	8	5	62.5%	5	20	25.0%			
56 <i>Veneziano, Anthony</i>	1	-	-	-	-	-	-	-	1	-	-	-	-	-	-	-	0	1	0.0%			
SEASON (INCLUDING INACTIVE)				148	121	28	0	0	11	12	27	58	66	67	53	3	134	57	42.5%	80	297	26.9%

### STORM CHASERS BULLPEN USAGE (PITCH COUNT, LAST TWO WEEKS)

DAY OF WEEK	TUE	WED	THU	FRI	SAT	SUN	MON	TUE	WED	THU	FRI	SAT	SUN	LAST OMAHA RELIEF APPEARANCE												
DATE	7/11	7/12	7/13	7/14	7/15	7/16	7/17	7/18	7/19	7/20	7/21	7/22	7/23	GAME	IP	H	R	ER	BB	SO	HR	BF				
32 Chamberlain, Christian (L)				20		31								SUN 7/16 vs. Indianapolis	2.0	4	2	2	1	3	1	11				
46 Cruz, Steven				12	25									SAT 7/15 vs. Indianapolis	0.2	2	1	1	1	2	0	5				
55 Dipoto, Jonah				22		15								SUN 7/16 vs. Indianapolis	1.0	0	0	0	1	1	0	3				
51 Keller, Brad				28		36								SUN 7/16 vs. Indianapolis, L	0.1	4	6	6	3	0	1	8				
62 Klein, Will					29									SAT 7/15 vs. Indianapolis	1.0	2	0	0	1	2	0	6				
37 Kowar, Jackson				13		47								SUN 7/16 vs. Indianapolis	2.0	2	1	1	1	3	0	9				
54 McArthur, James				33				28						TUE 7/18 vs. St. Paul	2.2	0	0	0	0	1	0	8				
40 Pennington, Walter (L)					43			17						TUE 7/18 vs. St. Paul, W	1.1	0	0	0	0	2	0	4				
47 Sisk, Evan (L)						44 (START)								THU 7/6 @ Gwinnett, L	0.1	0	3	3	3	0	0	4				
43 Snider, Collin					25 (KC)									WED 6/28 vs. Iowa	0.2	0	0	0	0	0	0	1				

## OMAHA STARTING PITCHER SPLITS

	PITCHER	GS	W-L	TEAM W-L	R SUPPORT	SUPPORT/GS
	Heasley, Jonathan	13	1-5	7-6	36	2.77
	Parrish, Drew	12	3-2	12-5	59	4.92
	Castillo, Max	11	2-6	3-8	25	2.27
	Cox, Austin	9	2-1	5-18	27	3.00
	Mayers, Mike	8	2-1	3-5	15	1.88
56	Veneziano, Anthony	7	4-1	5-2	25	3.57
41	Zerpa, Angel	4	0-2	0-4	4	1.00
	Lynch, Daniel	4	2-0	3-1	15	3.75
	Yarbrough, Ryan	3	0-0	1-2	5	1.67
	Marsh, Alec	3	2-0	2-1	14	4.67
	Mengden, Daniel	3	0-0	3-0	7	2.33
51	Keller, Brad	2	0-0	1-1	5	2.50
54	McArthur, James	2	0-0	1-1	5	2.50
25	Ragans, Cole	2	1-1	1-1	9	4.50
31	<b>Bowlan, Jonathan</b>	<b>1</b>	<b>1-1</b>	<b>1-1</b>	<b>5</b>	<b>5.00</b>
	Martinez, Marcelo	1	0-1	0-1	1	1.00
37	Kowar, Jackson	1	0-1	0-1	1	1.00
47	Sisk, Evan	1	0-0	0-1	0	0.00
		<b>87</b>			<b>258</b>	<b>2.97</b>

## 1ST PITCH STRIKES

FPS	TBF	% FPS
174	296	58.8%
128	247	51.8%
152	248	61.3%
90	161	55.9%
99	160	61.9%
82	144	56.9%
44	76	57.9%
43	75	57.3%
37	53	69.8%
46	66	69.7%
19	49	38.8%
12	19	63.2%
12	19	63.2%
19	40	47.5%
<b>14</b>	<b>23</b>	<b>60.9%</b>
13	22	59.1%
9	14	64.3%
5	9	55.6%
<b>998</b>	<b>1,721</b>	<b>58.0%</b>

## 1-2-3 INNINGS

TOTAL	POSSIBLE	% 1-2-3
18	62	29.0%
12	49	24.5%
19	56	33.9%
14	40	35.0%
9	34	26.5%
10	34	29.4%
2	15	13.3%
6	17	35.3%
5	14	35.7%
1	15	6.7%
2	7	28.6%
0	4	0.0%
3	5	60.0%
1	9	11.1%
0	5	0.0%
2	5	40.0%
0	2	0.0%
0	2	0.0%
<b>104</b>	<b>375</b>	<b>27.7%</b>

## OMAHA STARTERS VS. RELIEVERS

STARTERS		RELIEVERS
20-20	W-L	23-24
5.1-	ERA	5.48
390.1	INNINGS	376.1
409 (72)	HITS (HR)	370 (48)
232 (221)	R (ER)	264 (229)
171	BB	249
338	K	432
1.49	WHIP	1.64
.272	AVG	.255

## OMAHA STARTING PITCHER/CATCHER MATCHUPS

	LOGAN PORTER							JAKSON REETZ							FREDDY FERMIN							JOSÉ BRICEÑO							TOTALS						
PITCHER	GS	W-L	ERA	IP	ER	BB	SO	GS	W-L	ERA	IP	ER	BB	SO	GS	W-L	ERA	IP	ER	BB	SO	GS	W-L	ERA	IP	ER	BB	SO	GS	W-L	ERA	IP	ER	BB	SO
Heasley, Jonathan	6	0-4	7.84	31.0	27	10	33	3	0-0	4.12	15.1	7	7	11	4	1-1	10.20	17.2	21	9	16	-	-	-	-	-	-	-	13	1-5	7.73	64.0	55	26	60
Parrish, Drew	3	7-2	7.59	32.0	27	19	20	3	1-0	1.46	12.1	2	12	10	2	0-0	3.86	7.0	3	3	11	-	-	-	-	-	-	12	3-2	5.61	51.1	32	34	41	
Castillo, Max	3	1-2	4.02	15.2	7	2	2	4	1-2	3.97	22.2	10	5	21	2	0-2	7.71	9.1	8	5	4	-	-	-	-	-	-	11	2-6	4.60	58.2	30	15	33	
Cox, Austin	7	1-1	3.72	29.0	12	13	25	2	1-0	0.82	11.0	1	6	9	-	-	-	-	-	-	-	2	0-0	4.09	11.0	5	3	6	9	2-1	2.93	40.0	13	19	34
Mayers, Mike	-	-	-	-	-	-	-	5	2-0	4.91	22.0	12	11	20	3	0-1	10.50	12	14	6	9	-	-	-	-	-	-	8	2-1	6.88	34.0	26	17	29	
56 Venezuela, Anthony	4	2-0	2.14	21.0	6	9	22	2	1-0	8.59	7.1	7	6	6	-	-	-	-	-	-	-	1	1-0	0.00	6.1	0	3	2	7	4-0	3.12	34.2	12	18	30
41 Zerpa, Angel	3	0-2	10.64	11.0	13	8	13	-	-	-	-	-	-	-	1	0-0	0.00	5.0	0	1	3	-	-	-	-	-	4	0-2	7.31	16.0	13	9	16		
Lynch, Daniel	1	1-0	0.00	6.0	0	0	5	3	1-0	5.25	12.0	7	3	13	-	-	-	-	-	-	-	4	2-0	3.50	18.0	7	3	18	4	2-0	3.50	18.0	7	3	18
Yarbrough, Ryan	1	0-0	3.86	4.2	2	1	9	-	-	-	-	-	-	-	-	-	-	-	-	-	-	2	0-0	0.00	10.0	0	1	9	3	0-0	1.23	14.2	2	2	18
Marsh, Alec	3	2-0	2.40	15.0	4	7	19	-	-	-	-	-	-	-	3	2-0	2.40	15.0	4	7	19	-	-	-	-	-	3	2-0	2.40	15.0	4	7	19		
Mengden, Daniel	2	0-0	5.87	7.2	5	4	5	1	0-0	3.00	3.0	1	1	4	-	-	-	-	-	-	-	3	0-0	5.06	10.2	6	5	9	2	0-0	5.06	10.2	6	5	9
51 Keller, Brad	1	0-0	4.50	2.0	1	2	3	-	-	-	-	-	-	-	-	-	-	-	-	-	-	2	0-0	2.25	4.0	1	5	3	2	0-0	2.25	4.0	1	5	3
54 McArthur, James	1	0-0	0.00	3.0	0	0	5	-	-	-	-	-	-	-	1	0-0	0.00	2.0	0	0	2	-	-	-	-	-	2	0-0	0.00	5.0	0	0	7		
25 Ragans, Cole	2	1-1	5.59	9.2	6	2	12	-	-	-	-	-	-	-	-	-	-	-	-	-	-	2	1-1	5.59	9.2	6	2	12	2	1-1	5.59	9.2	6	2	12
37 Bowlan, Jonathan	1	1-0	7.20	5.0	4	1	2	-	-	-	-	-	-	-	-	-	-	-	-	-	-	1	1-0	7.20	5.0	4	1	2	1	1-0	7.20	5.0	4	1	2
Martinez, Marcelo	1	0-1	9.00	5.0	5	1	3	-	-	-	-	-	-	-	1	0-1	13.50	2.2	4	4	3	-	-	-	-	-	1	0-1	9.00	5.0	5	1	3		
37 Kowar, Jackson	-	-	-	-	-	-	-	-	-	-	-	-	-	-	-	-	-	-	-	-	-	1	0-0	2.0	1	3	1	1	0-0	2.0	1	3	1	1	
47 Sisk, Evan	-	-	-	-	-	-	-	-	-	-	-	-	-	-	-	-	-	-	-	-	-	1	0-0	2.0	1	3	1	1	0-0	2.0	1	3	1	1	
Relievers	-	11-11	5.50	186.2	133	125	213	-	4-8	5.29	98.2	58	64	119	-	5-7	4.97	54.1	30	31	57	-	3-3	5.16	29.2	17	23	35	-	23-24	5.48	376.1	229	249	432
TOTALS	43	22-24	5.43	384.1	232	204	391	23	11-10	4.62	204.1	105	115	213	12	6-6	6.99	103.0	80	58	100	9	4-4	3.96	75.0	33	43	66	87	43-44	5.28	766.2	450	420	770
		CS/ATT	13/60		PCT	21.67%		CS/ATT	5/29		PCT	17.24%			CS/ATT	3/10		PCT	30.00%			CS/ATT	4/4		2/10		PCT	27.3%		CS/ATT	24/110		PCT	21.81%	

## OMAHA CATCHER PITCHING STATS

CATCHERS		W	L	ERA	GS	SV	IP	H	R	ER	HR	HB	BB	IBB	SO	WHIP	AVG	WP	GDP	TBF	SB	CS	ATT	%CS	PB
14	Logan Porter	22	24	5.43	43	6	384.1	393	256	232	72	20	204	4	391	1.55	.266	16	43	1,718	47	13	60	21.67%	5
	Jakson Rietz	11	10	4.62	23	8	204.1	203	117	105	24	13	115	0	213	1.56	.258	16	15	925	24	5	29	17.24%	0
	Freddy Fermin	6	6	6.99	12	2	103.0	119	85	80	17	8	58	1	100	1.72	.288	9	8	488	7	3	10	30.00%	2
60	José Briceño	4	4	3.96	9	1	75.0	64	38	33	7	3	43	1	66	1.43	.234	4	8	324	8	3	11	27.27%	0

## PITCH TIMER VIOLATIONS CALLED ON OMAHA PITCHERS (16)

DATE	PITCHER (# IN '23)	INNING	UMPIRE	COUNT AT CALL	BATTER RESULT (COUNT)	DATE	PITCHER (# IN '23)	INNING	UMPIRE	COUNT AT CALL	BATTER RESULT (COUNT)
1. April 4 vs. Toledo	Marcelo Martinez (1)	▲ 7	Dane Poncsak	0-0	Strikeout Swinging (1-2)	11. May 6 vs. Louisville	Daniel Mengden (1)	▲ 3	Louie Kropa	0-0	RBI Single (1-1)
2. April 7 vs. Toledo	Ryan Weiss (1)	▲ 9	Matt Bates	1-0	Walk (3-0)	12. May 10 @ Scranton/WB	Mike Mayers (2)	▲ 3	Raul Moreno	1-1	Strikeout Looking (3-2)
3. April 9 vs. Toledo	Max Castillo (1)	▲ 3	Cody Oakes	0-0	Strikeout Swinging (3-2)	13. May 28 @ St. Paul	Max Castillo (3)	▼ 1	Mike Rains	1-1	Groundout, 3-1 (3-2)
4. April 18 vs. Gwinnett	Mike Mayers (1)	▲ 5	Takahito Matsuda	0-0	Flyout, F7 (1-0)	14. June 8 @ Indianapolis	Andrés Núñez (2)	▼ 6	Matt Winter	0-2	2-RBI Double (3-2)
5. April 20 vs. Gwinnett	Max Castillo (2)	▲ 4	Ben Phillips	0-0	Walk (3-1)	15. June 15 vs. Columbus	Max Castillo (4)	▲ 5	Jose Matamoros	1-2	Lineout, L4
6. April 22 vs. Gwinnett	Drew Parrish (1)	▲ 5	Jose Navas	0-0	Walk (3-1)	16. July 9 @ Gwinnett	Angel Zerpa (1)	▼ 2	Cody Oakes	0-2	Strikeout Swinging (1-2)
7. April 23 vs. Gwinnett	Evan Sisk (1)	▼ 7	Ben Phillips (2)	0-0	Lineout (1-1)						
8. April 27 @ Nashville	Austin Cox (1)	▼ 3	Mark Bass	1-2	Strikeout Swinging (2-2)						
9. April 30 @ Nashville	Andrés Núñez (1)	▲ 9	Mark Bass (2)	2-0	Walk (3-0)						
10. May 4 vs. Louisville	Drew Parrish (2)	▲ 3	Randy Rosenberg	1-1	Walk (3-2)						







So Nice, They Did It Twice (Or More)	Multi-Hit Games					Multi-Run Games					Multi-RBI Games					Multi-BB Games					Multi-K Games					Multi-SB Games					
	2	3	4	5+	T	2	3	4	5+	T	2	3	4	5+	T	2	3	4	5+	T	2	3	4	5+	T	2	3	4	5+	T	
19 Alexander, CJ	6	3	-	-	9	6	1	-	-	7	4	1	1	-	6	1	-	-	-	1	15	1	-	-	-	16	-	-	-	-	-
45 Beaty, Matt	2	-	-	-	2	1	-	-	-	1	2	-	-	-	2	1	-	-	-	1	1	-	-	-	-	1	-	-	-	-	-
3 Bradley, Tucker	12	2	-	-	14	6	1	-	-	7	3	4	-	-	7	7	-	-	-	7	3	-	1	-	4	4	-	-	-	4	-
60 Briceño, José	-	-	-	-	-	-	-	-	-	-	-	-	-	-	-	-	-	-	-	-	1	1	-	-	2	-	-	-	-	-	-
17 Castellano, Angelo	8	3	-	-	11	7	-	-	-	7	6	1	-	-	7	4	2	-	-	6	6	1	-	-	7	1	-	-	-	1	-
6 Dungan, Clay	5	2	-	-	7	2	1	-	-	3	2	1	-	-	3	2	1	-	-	3	5	-	-	-	5	1	-	-	-	1	-
24 Eaton, Nate	9	3	-	-	12	2	2	-	-	4	4	-	-	-	4	1	-	-	-	1	9	2	-	-	11	1	1	-	-	2	-
28 Gentry, Tyler	15	1	1	-	17	3	2	-	-	5	6	4	1	1	12	6	1	-	-	7	13	7	-	-	20	-	-	-	-	-	-
11 Hechavarria, Adeiny	2	1	-	-	3	1	-	-	-	1	-	1	1	-	2	1	-	-	-	1	3	-	-	-	3	-	-	-	-	-	-
18 Hicklen, Brewer	8	2	-	-	10	7	1	-	-	8	3	2	-	-	5	4	-	-	-	4	13	2	-	-	15	-	-	-	-	-	-
13 Loftin, Nick	12	3	1	-	16	4	-	-	-	4	4	7	1	-	12	-	-	-	-	-	5	-	-	-	5	-	-	-	-	-	-
22 Palacios, Jermaine	3	-	-	-	3	-	-	-	-	-	2	-	-	-	2	-	-	-	-	-	3	1	1	-	5	-	-	-	-	-	-
14 Porter, Logan	14	3	-	-	17	6	1	-	-	7	8	1	-	-	9	6	4	-	-	10	14	5	-	-	19	-	-	-	-	-	-
7 Rave, John	4	1	1	-	6	3	-	-	-	3	2	2	-	-	4	2	1	-	-	3	3	2	-	-	5	-	-	-	-	-	-
0 Taylor, Samad	18	5	-	-	23	8	3	-	-	11	8	2	-	-	10	7	3	-	-	10	13	1	1	-	15	3	2	2	-	7	-
Blanco, Dairon	10	6	1	-	17	9	1	-	-	10	3	2	-	-	5	5	1	-	-	6	3	2	-	-	5	9	3	1	-	13	-
Camargo, Johan	5	-	-	-	5	-	-	-	-	-	1	-	-	-	1	3	-	-	-	3	1	-	-	-	1	-	-	-	-	-	-
Fermin, Freddy	1	1	1	-	3	3	1	-	-	4	1	1	-	1	3	2	1	-	-	3	2	-	-	-	2	-	-	-	-	-	-
Garcia, Maikel	4	1	-	-	5	2	-	-	-	2	2	2	-	-	4	3	1	-	-	4	2	1	-	-	3	-	-	-	-	-	-
Isbel, Kyle	3	-	-	-	3	1	-	-	-	1	1	1	-	-	2	1	-	-	-	1	1	-	-	-	1	-	-	-	-	-	-
Jenista, Greyson	-	-	-	-	-	-	-	-	-	-	-	-	-	-	-	-	-	-	-	-	-	2	-	-	2	-	-	-	-	-	-
Lopez, Nicky	1	-	-	-	1	-	-	-	-	-	-	-	-	-	-	1	-	-	-	1	-	-	-	-	-	-	-	-	-	-	-
Massey, Michael	-	-	-	-	-	1	-	-	-	1	-	-	-	-	-	-	-	-	-	-	1	-	-	-	1	-	-	-	-	-	-
Pratto, Nick	-	1	-	-	1	1	-	-	-	1	2	-	-	-	2	3	-	-	-	3	2	1	-	-	3	-	-	-	-	-	-
Reetz, Jakson	4	2	-	-	6	-	-	-	-	-	1	-	-	1	2	2	-	-	-	2	5	2	1	-	8	-	-	-	-	-	-
Reyes, Franmil	1	-	-	-	1	1	-	-	-	1	1	-	-	-	1	-	-	-	-	-	1	1	-	-	2	-	-	-	-	-	-
Wallace, Paxton	1	1	-	-	2	-	-	-	-	-	-	-	-	-	-	-	-	-	-	-	1	-	-	-	1	-	-	-	-	-	-
Waters, Drew	1	-	3	-	4	2	2	-	-	4	1	1	-	-	2	1	-	-	-	1	1	2	-	-	3	-	-	-	-	-	-
	149	41	8	0	198	76	16	0	0	92	67	33	4	3	107	63	15	0	0	78	127	34	4	0	165	19	6	3	0	28	

## HITTING STREAKS

PLAYER	CURRENT	LONGEST	DATES/RESULTS							
			START	END	AVG	2B	3B	HR	RBI	OPS
19 Alexander, CJ	3	5	4/29	5/6	.278 (5-18)	1	0	0	3	.611
45 Beaty, Matt	2	2	6/15	6/17	.667 (4-6)	0	0	0	4	1.417
3 Bradley, Tucker	6	6 (3x)	7/5	7/18	.348 (8-23)	3	1	1	2	1.096
60 Briceño, José	-	2 (2x)	6/30	7/2	.286 (2-7)	0	0	0	1	.661
17 Castellano, Angelo	-	3 (4x)	7/4	7/6	.545 (6-11)	2	1	0	2	1.454
6 Dungan, Clay	3	6 (2x)	6/21	6/29	.318 (7-22)	0	0	0	1	.703
24 Eaton, Nate	-	7	5/28	6/4	.345 (10-29)	1	1	1	2	.939
28 Gentry, Tyler	-	5	4/5	4/9	.350 (7-20)	1	0	1	6	.967
11 Hechavarria, Adeiny	2	3 (2x)	7/5	7/7	.231 (3-13)	1	0	0	0	.594
18 Hicklen, Brewer	-	8	6/13	6/22	.375 (12-32)	4	0	1	6	1.023
13 Loftin, Nick	2	12	5/16	5/30	.417 (20-48)	4	0	3	18	1.170
22 Palacios, Jermaine	2	2 (3x)	7/7	7/14	.333 (3-9)	0	0	1	2	1.067
14 Porter, Logan	-	9	6/20	7/2	.387 (12-31)	2	0	0	8	.965
7 Rave, John	-	9	6/13	6/25	.406 (13-32)	4	1	2	10	1.255
0 Taylor, Samad	-	11	6/1	6/15	.405 (15-37)	4	0	2	6	1.214

BOLD indicates longest streak in 2023 among active players

Italics indicates longest personal streak is active

## ON-BASE STREAKS

CURRENT	LONGEST	DATES/RESULTS							
		START	END	AVG	2B	HR	BB	HBP	OBP
3	7	5/11	5/19	.250 (7-28)	2	3	3	0	.313
2	2	6/15	6/17	.667 (4-6)	0	0	2	0	.750
9	9	5/21	6/10	.344 (11-32)	3	1	7	0	.450
5	5	6/18	7/2	.235 (4-17)	0	0	2	1	.350
7	9	4/1	4/19	.320 (8-25)	2	2	6	0	.438
3	18	5/28	6/29	.316 (18-57)	1	0	14	1	.440
7 (2x)	7/5	7/16	7/16	.259 (7-27)	1	2	3	0	.323
11	6/7	6/21	6/21	.233 (10-43)	4	2	7	1	.346
2	3 (2x)	7/5	7/7	.231 (3-13)	1	0	1	0	.286
3	16	6/8	6/30	.317 (20-63)	6	2	7	2	.397
2	16	5/10	5/30	.349 (22-63)	5	3	10	0	.427
2	2 (3x)	7/7	7/14	.333 (3-9)	0	1	1	0	.400
-	30	5/24	7/5	.302 (32-106)	5	1	24	2	.433
3	20	6/13	7/9	.351 (26-74)	8	3	12	0	.437
3	16	5/12	5/30	.302 (19-63)	6	2	12	2	.429

Gold indicates career-best streak

## PITCHES/PLATE APPEARANCE &amp; PLATE APPEARANCE DEPTH

PLAYER	AVG. P/PA	TOTAL PA	TOTAL P	LONGEST PA (#)	DATE	INN.	PITCHER	RESULT
19 Alexander, CJ	3.95	181	715	8 (5x)	6/8 @ IND	▲ 5	J.C. Flowers	Walk
45 Beaty, Matt	2.17	23	50	8	6/15 vs COL	▼ 6	Cade Smith	Groundout (4-3)
3 Bradley, Tucker	3.87	208	805	10	4/29 @ NAS	▲ 3	Robert Stock	Groundout (4-3)
60 Briceño, José	3.35	34	114	7	6/21 @ ROC	▲ 2	Paolo Espino	Strikeout Swinging
17 Castellano, Angelo	4.05	237	960	10	4/18 vs GWN	▼ 3	Michael Soroka	Strikeout Swinging
6 Dungan, Clay	4.04	151	610	10 (2x)	6/2 vs MEM	▼ 10	Jake Walsh	Walk
24 Eaton, Nate	3.98	162	645	10 (2x)	7/5 @ GWN	▲ 9	Roel Ramirez	Groundout (5-3)
28 Gentry, Tyler	4.18	367	1,533	12	6/7 @ IND	▲ 9	Cody Bolton	Walk
11 Hechavarria, Adeiny	3.79	77	292	10	7/15 vs IND	▼ 4	John O'Reilly	Walk
18 Hicklen, Brewer	3.82	206	786	10	6/3 vs MEM	▼ 5	Zack Thompson	Strikeout Swinging
13 Loftin, Nick	3.37	209	705	9	7/15 vs IND	▼ 7	Manuel Rodriguez	Popout, P3
22 Palacios, Jermaine	3.96	54	214	9	7/4 @ GWN	▲ 3	Nolan Kingham	Strikeout Swinging
14 Porter, Logan	4.07	302	1,228	9	6/15 vs COL	▼ 6	Cade Smith	Strikeout Looking
7 Rave, John	4.33	106	459	8	7/5 @ GWN	▲ 1	Justus Sheffield	Strikeout Swinging
0 Taylor, Samad	3.99	312	1,244	9 (2x)	7/7 @ GWN	▲ 4	Jared Shuster	Groundout (6-3)
3.94					2,629	10,360		

## PINCH-HITTING LOG (13)

#	DATE	INNING	PINCH HITTER	HITTING FOR	RESULT
1.	4/5 vs. Toledo	▼ 9	CJ Alexander	Angelo Castellano	Fielder's Choice (4-6)
2.	4/14 @ Iowa	▲ 8	Tucker Bradley	Angelo Castellano	2-RBI Double
3.	4/18 vs. Gwinnett	▼ 9	Tucker Bradley	Angelo Castellano	Strikeout Looking
4.	4/29 @ Nashville	▲ 8	Logan Porter	CJ Alexander	Strikeout Swinging
5.	5/7 vs. Louisville	▼ 9	CJ Alexander	Angelo Castellano	Groundout (4-3)
6.	5/10 @ Scranton/WB	▲ 8	CJ Alexander	Angelo Castellano	Strikeout Swinging
7.	5/12 @ Scranton/WB	▲ 8	Brewer Hicklen	Tucker Bradley	Flyout (F9)
8.	5/20 vs. Toledo	▼ 9	Tucker Bradley	Angelo Castellano	Strikeout Swinging
9.	5/27 @ St. Paul	▲ 7	Clay Dungan	Samad Taylor	Groundout, 6-3
10.	6/28 vs. Iowa	▼ 9	Paxton Wallace	Adeiny Hechavarria	Strikeout Swinging
11.	7/3 vs. Iowa	▼ 9	Angelo Castellano	Jermaine Palacios	Strikeout Swinging
12.	7/4 @ Gwinnett	▲ 8	Samad Taylor	José Briceño	Strikeout Looking
13.	7/6 @ Gwinnett	▲ 9	Brewer Hicklen	Angelo Castellano	Flyout (F9)

Omaha Pinch Hitters: 1-for-13, 2B, 2 RBI, 7 K

Most-Used Pinch Hitter:

CJ Alexander &amp; Tucker Bradley (3x)

Most Frequently Pinch-Hit For:

Angelo Castellano (7x)

## PITCH TIMER VIOLATIONS CALLED ON OMAHA HITTERS (7)

DATE	INNING	UMPIRE	HITTER	COUNT AT CALL	BATTER RESULT (COUNT)
1. April 12 @ Iowa	▲ 9	Tom Hanahan	Samad Taylor (1)	0-1	Single (0-2)
2. June 3 vs. Memphis	▼ 8	Cody Clark	Johan Camargo (1)	0-0	Strikeout (0-2)
3. June 6 @ Indianapolis	▲ 1	Lew Williams	Dairon Blanco (1)	0-2	Strikeout (0-3)
4. June 20 @ Rochester	▲ 9	Steven Jaschinski	Tyler Gentry (1)	0-0	Strikeout (0-2)
5. June 24 @ Rochester	▲ 3	Chris Marco	José Briceño (1)	0-0	Strikeout (2-2)
6. June 24 @ Rochester	▲ 8	Chris Marco	Adeiny Hechavarria (1)	0-0	Walk (3-2)
7. July 15 vs. Indianapolis	▼ 1	Austin Jones	John Rave (1)	0-0	Strikeout (0-2)



## PITCHING

vs. Left-Handed Starter	12-15
vs. Right-Handed Starter	31-29
WITH Left-Handed Starter	22-21
WITH Right-Handed Starter	21-23
0-4 strikeouts	1-1
5-9 strikeouts	24-29
10+ strikeouts	18-14
0 runs of support	1-14
1-2 runs of support	10-17
3-4 runs of support	16-9
5-9 runs of support	13-4
10+ runs of support	2-0

## SCORING

1-Run Games	7-12
2-Run Games	9-5
3-4-Run Games	12-11
5+ Run Games	15-16
Extra Innings	2-2
Shutouts	2-1
Doubleheaders	1-1 (1 SPLR)
Scoring 0-2 Runs	2-17
3-5 Runs	7-17
6-9 Runs	23-9
10+ Runs	11-1
Opponent 0-2 Runs	16-0
3-5 Runs	16-11
6-9 Runs	11-24
10+ Runs	0-9
Scored in 1st Inning	19-11
Opponent scored in 1st	18-17
Scores first	25-19
Opponent scores first	18-25

## HITTING

Omaha 0-5 hits	4-13
6-9 hits	10-19
10+ hits	29-12
Opponent 0-5 hits	9-3
6-9 hits	22-15
10+ hits	12-26
Out-hit opponent	31-11
Out-hit by opponent	9-30
Hits are tied	3-3
Hit 0 home runs	10-18
1 home run	15-17
2 home runs	8-6
3+ home runs	10-3
Opponent hit 0 home runs	17-6
1 home run	15-15
2 home runs	9-11
3+ home runs	2-12
Leave 0-5 runners on base	10-16
6-9 on base	25-19
10+ on base	8-9
Opponent leaves 0-5 runners on base	6-12
6-9 on base	22-27
10+ on base	15-5
Steals 0 bases	10-17
1 base	5-9
2 bases	12-10
3+ bases	16-8
Opponent steals 0 bases	18-18
1 base	15-12
2 bases	8-7
3+ bases	2-7

## FIELDING

Turned 0 double plays	16-16
1 double play	16-17
2 double plays	6-9
3+ double plays	5-2
Made 0 errors	29-14
1 error	9-22
2 errors	3-5
3+ errors	2-3
Opponent made 0 errors	19-22
1 error	14-14
2 errors	6-7
3+ errors	4-1

## TEAM HIGHS

<b>LONGEST WIN STREAK</b>	11 Games * June 6 - June 18
<b>LONGEST LOSING STREAK</b>	5 Games (2x) Last: July 2 - July 6
<b>LONGEST HOME WINNING STREAK</b>	6 Games June 13 - June 18
<b>LONGEST HOME LOSING STREAK</b>	3 Games (3x) Last: June 13 - June 15
<b>LONGEST ROAD WINNING STREAK</b>	5 Games (2x) Last: June 6 - June 10
<b>LONGEST ROAD LOSING STREAK</b>	3 Games July 4 - July 6
<b>LARGEST MARGIN OF VICTORY</b>	11 Runs 4/1 @ Indianapolis (12-1 Win)
<b>LARGEST MARGIN OF DEFEAT</b>	13 Runs (2x) Last: 5/27 @ St. Paul (14-1 Loss)
<b>LONGEST GAME, INNINGS</b>	11 Innings 5/11 @ Scranton/Wilkes-Barre (4-3 Win)
<b>LONGEST GAME, TIME</b>	3:23 6/2 vs. Memphis (10-9 Win, 10 Innings)
<b>LONGEST 9-INNING GAME, TIME</b>	3:17 6/8 @ Indianapolis (15-7 Win)
<b>SHORTEST 9-INNING GAME, TIME</b>	2:00 7/18 vs. St. Paul (1-9 Win)
<b>SHORTEST GAME, TIME</b>	1:46 7/2 vs. Iowa, G2 (6-2 Loss)
<b>LARGEST COMEBACK WIN</b>	6 Runs, After 4th 5/6 vs. Louisville (11-9 Win)
<b>LARGEST MARGIN OF LEAD SURRENDERED (LOSS)</b>	5 Runs, After 7th 6/4 vs. Memphis (6-5 Loss)
<b>MOST ERRORS, TEAM</b>	3 (5x) Last: 5/27 @ St. Paul (14-1 Loss)
<b>MOST ERRORS, PLAYER</b>	3 Angelo Castellano 5/27 @ St. Paul (14-1 Loss)
<b>LARGEST CROWD, HOME</b>	9,023 7/3 vs. Iowa (7-6 Loss)
<b>LARGEST CROWD, ROAD</b>	10,067 7/4 @ Gwinnett (3-1 Loss)
<b>WARMEST FIRST PITCH</b>	89 Degrees 6/29 vs. Iowa (8-3 Win)
<b>COLDEST FIRST PITCH</b>	35 Degrees 4/5 vs. Toledo (7-6 Loss)

## OFFENSIVE HIGHS

<b>MOST RUNS SCORED, GAME</b>	16 5/17 vs. Toledo (16-8 Win)
<b>MOST RUNS SCORED, INNING</b>	10 5th Inning 6/8 @ Indianapolis (15-7 Win)
<b>MOST CONSECUTIVE INNINGS SCORED</b>	5 (2x) Last: 4th-8th Innings 5/17 vs. Toledo (16-8 Win)
<b>FEWEST HITS, GAME</b>	2 5/20 vs. Toledo (4-1 Loss)
<b>MOST HITS, GAME</b>	18 5/17 vs. Toledo (16-8 Win)
<b>MOST DOUBLES, GAME</b>	7 5/17 vs. Toledo (16-8 Win)
<b>MOST TRIPLES, GAME</b>	2 7/6 @ Gwinnett (9-6 Loss)
<b>MOST HOME RUNS, GAME</b>	4 (3x) Last: 5/21 vs. Toledo (8-6 Win)
<b>MOST EXTRA-BASE HITS, GAME</b>	10 5/17 vs. Toledo (16-8 Win)
<b>MOST RBI, GAME</b>	15 (2x) Last: 6/8 @ Indianapolis (15-7 Win)
<b>MOST RUNNERS LOB, GAME</b>	15 5/16 vs. Toledo (9-2 Loss)
<b>MOST TOTAL BASES, GAME</b>	34 5/17 vs. Toledo (16-8 Win)
<b>MOST WALKS, GAME</b>	11 (2x) Last: 6/8 @ Indianapolis (15-7 Win)
<b>FEWEST STRIKEOUTS, GAME</b>	2 (2x) Last: 6/9 @ Indianapolis (6-2 Win)
<b>MOST STRIKEOUTS, GAME</b>	16 5/20 vs. Toledo (4-1 Loss)
<b>FEWEST STRIKEOUTS, GAME</b>	3 7/6 @ Gwinnett (9-6 Loss)
<b>MOST STOLEN BASES, GAME</b>	7 5/26 @ St. Paul (6-4 Win)
<b>MOST HIT BY PITCHES</b>	4 5/6 vs. Louisville (11-9 Win)

## INDIVIDUAL OFFENSIVE HIGHS

<b>MOST RUNS, GAME</b>	3 (16x) Last: Logan Porter, 7/15 vs. Indianapolis (8-3 Win)
<b>MOST HITS, GAME</b>	4 (8x) Last: John Rave, 6/18 vs. Columbus (6-4 Win)
<b>MOST DOUBLES, GAME</b>	2 (14x) Last: Tucker Bradley, 7/18 vs. St. Paul (1-9 Win)
<b>MOST TRIPLES, GAME</b>	1 (14x) Last: Castellano & Gentry, 7/6 @ Gwinnett (9-6 Loss)
<b>MOST HOME RUNS, GAME</b>	2 (5x) Last: Brewer Hicklen, 7/14 vs. Indianapolis (13-5 Loss)
<b>MOST TOTAL BASES, GAME</b>	13 Drew Waters 5/21 vs. Toledo (8-4 Win)
<b>MOST RBI, GAME</b>	6 Freddy Fermin 4/8 vs. Toledo (13-8 Win)
<b>MOST WALKS, GAME</b>	3 (14x) Last: Samad Taylor, 7/7 @ Gwinnett (7-1 Win)
<b>MOST STRIKEOUTS, GAME</b>	4 (4x) Last: Jermaine Palacios, 6/22 @ Rochester (8-4 Win)
<b>MOST STOLEN BASES, GAME</b>	4 (3x) Last: Samad Taylor, 7/5 @ Gwinnett (8-7 Loss, 10 Innings)
<b>MOST HIT BY PITCHES, GAME</b>	2 (2x) Last: Dairon Blanco, 5/25 @ St. Paul (8-6 Loss)
<b>MOST SACRIFICE FLIES, GAME</b>	2 (2x) Last: Samad Taylor, 4/30 @ Nashville (10-6 Win)
<b>MOST DOUBLE PLAYS GROUND INTO, GAME</b>	2 (4x) Last: Brewer Hicklen, 5/28 @ St. Paul (10-6 Loss)

## PITCHING HIGHS

<b>MOST RUNS ALLOWED, GAME</b>	14 (3x) Last: 5/27 @ St. Paul (14-1 Loss)
<b>MOST RUNS ALLOWED, INNING</b>	9 7th Inning 5/28 @ St. Paul (10-6 Loss)
<b>FEWEST HITS ALLOWED, GAME</b>	2 Last: 7/18 vs. St. Paul (1-9 Win)
<b>MOST HITS ALLOWED, GAME</b>	18 5/9 @ Scranton/Wilkes-Barre (14-2 Loss)
<b>MOST TOTAL BASES ALLOWED, GAME</b>	34 (2x) Last: 5/9 @ Scranton/Wilkes-Barre (14-2 Loss)
<b>FEWEST STRIKEOUTS, GAME</b>	3 4/18 vs. Gwinnett (4-1 Loss)
<b>MOST STRIKEOUTS, GAME</b>	15 5/11 @ Scranton/Wilkes-Barre (4-3 Win, 11 Innings)
<b>FEWEST WALKS ALLOWED, GAME</b>	0 7/2 vs. Iowa, G2 (6-2 Loss)
<b>MOST WALKS ALLOWED, GAME</b>	12 6/28 vs. Iowa (9-2 Loss)
<b>MOST HOME RUNS ALLOWED, GAME</b>	6 (2x) Last: 5/31 vs. Memphis (9-4 Loss)
<b>MOST WILD PITCHES</b>	4 4/21 @ Gwinnett (7-3 Loss)

## INDIVIDUAL PITCHING HIGHS

<b>MOST RUNS ALLOWED, GAME</b>	11, Jonathan Heasley 4/13 @ Iowa (14-1 Loss)
<b>MOST EARNED RUNS ALLOWED, GAME</b>	11, Jonathan Heasley 4/13 @ Iowa (14-1 Loss)
<b>FEWEST HITS ALLOWED, GAME (STARTER)</b>	1 (5x) Last: Brad Keller (2.0 IP), 7/2 vs. Iowa, G1 (11-1 Win)
<b>MOST HITS ALLOWED, GAME</b>	11, Jonathan Heasley 5/21 vs. Toledo (8-6 Win)
<b>MOST HOME RUNS ALLOWED, GAME</b>	5 (2x) Last: Austin Cox, 5/31 vs. Memphis (9-4 Loss)
<b>MOST STRIKEOUTS</b>	9, Ryan Yarbrough 6/29 vs. Iowa (8-3 Win)
<b>MOST CONSECUTIVE STRIKEOUTS</b>	5, Ryan Yarbrough 6/29 vs. Iowa (8-3 Win)
<b>MOST WALKS ALLOWED, GAME</b>	5 (2x) Last: Jonathan Heasley, 6/18 vs. Columbus (6-4 Win)
<b>MOST HIT BATTERS, GAME</b>	2 (4x) Last: Jackson Kowar, 7/4 @ Gwinnett (3-1 Loss)
<b>MOST INNINGS PITCHED, STARTER</b>	7.0, Jonathan Heasley 4/19 vs. Gwinnett (6-2 Loss)
<b>MOST PITCHES THROWN, STARTER</b>	104, Jonathan Heasley 4/25 @ Nashville (8-3 Loss)
<b>MOST INNINGS PITCHED, RELIEVER</b>	4.1 (2x) Last: Jonathan Bowlan, 7/2 vs. Iowa, G1 (11-1 Win)
<b>MOST PITCHES THROWN, RELIEVER</b>	94, Jonathan Bowlan 7/2 vs. Iowa, G1 (11-1 Win)

^ Indicates Storm Chasers Record Tied

\* Indicates Storm Chasers Record Set

## STATCAST LEADERS (TOP 10)

LONGEST MEASURED HOMER DISTANCE			HIGHEST BATTED BALL EXIT VELOCITY			HIGHEST PITCH VELOCITY			HIGHEST PITCH SPIN RATE		
Player	Distance (Pitcher)	Date	Player	Exit Velo (Batted Ball Type)	Date	Player	Pitch Velo (Pitch Result)	Date	Player	Spin Rate (Pitch Type)	Date
Tyler Gentry	471 (2-Run off Connor Thomas)	5/30 vs. MEM	CJ Alexander	115.3 (Double vs. Reese Olson)	4/7 vs. TOL	Will Klein	100.7 (Richie Martin, Foul Ball)	6/21 @ ROC	Josh Dye	3,329 (81.2MPH Changeup vs. Joe Hudson)	4/21 vs. GWN
Dairon Blanco	455 (Solo off Simeon Woods Richardson)	5/23 @ STP	Drew Waters	111.8 (Double vs. Sam Clay)	5/19 vs. TOL	Will Klein	100.3 (Jake Slaughter, Strikeout)	7/3 vs. IOW	Jon Heasley	3,090 (93.8MPH 45-Fastball vs. Abraham Toro)	4/30 @ NAS
Brewer Hicklen	443 (3-Run off Miguel Diaz)	5/18 vs. TOL	Brewer Hicklen	111.7 (Single vs. Kent Emanuel)	6/9 @ IND	Will Klein	100.2 (Richie Martin, Foul Ball)	6/21 @ ROC	Josh Staumont	3,058 (81.0MPH Curveball vs. Miguel Andujar)	3/31 @ IND
Nick Loftin	433 (3-Run off Brent Headrick)	5/24 @ STP	Jose Briceño	111.5 (Groundout vs. Jared Jones)	7/16 vs. IND	Will Klein	100.2 (Zack Collins, Strikeout)	6/14 vs. COL	Jonah Dipoto	3,028 (82.2MPH Slider vs. Vaughn Grissom)	7/4 @ GWN
Tyler Gentry	431 (3-Run off Hunter Stratton)	6/10 @ IND	CJ Alexander	110.6 (Lineout vs. Cody Bolton)	6/10 @ IND	Will Klein	99.9 (Matt Mervis, Strikeout)	7/3 vs. IOW	Jonah Dipoto	3,010 (80.5MPH Curveball vs. Kramer Robertson)	5/31 vs. MEM
Brewer Hicklen	428 (2-Run off Juan Minaya)	7/14 vs. IND	Brewer Hicklen	110.4 (Double vs. Robert Gasser)	4/30 @ NAS	Will Klein	99.7 (Alex Call, Single)	6/25 @ ROC	Jonah Dipoto	3,008 (80.8MPH Slider vs. Masyn Winn)	5/31 vs. MEM
Freddy Fermin	428 (2-Run off Ashton Goudeau)	4/8 vs. TOL	CJ Alexander	109.9 (Home vs. Mitch Spence)	5/14 @ SWB	Will Klein	99.3 (Richie Martin Foul Ball)	6/25 @ ROC	Jonah Dipoto	3,004 (81.1MPH Slider vs. Ivan Herrera)	5/31 vs. MEM
Brewer Hicklen	426 (Solo off Ryan Loutos)	6/1 vs. MEM	Dairon Blanco	109.6 (Double Play vs. Kervin Castro)	4/7 vs. TOL	Will Klein	99.3 (Alex Call, Single)	6/21 @ ROC	Jonah Dipoto	3,004 (80.0MPH Curveball vs. Ivan Herrera)	5/31 vs. MEM
Johan Camargo	426 (Solo off Randy Dobnak)	5/27 @ STP	Brewer Hicklen	109.5 (Home vs. D.J. Snelten)	5/14 @ SWB	Jakson Kowar	99.3 (Justin Dean, Ball)	4/18 vs. GWN	Jonah Dipoto	3,002 (80.8MPH Slider vs. Luken Baker)	6/2 vs. MEM
Jakson Reetz	426 (Solo off Andrew Abbott)	5/7 vs. LOU	Brewer Hicklen	109.4 Groundout vs. Tyler Chatwood)	6/10 @ IND	Will Klein	99.2 (Nelson Velázquez, Strikeout)	6/29 vs. IOW	Drew Parrish	3,000 (86.7MPH Sinker vs. Nick Solak)	4/22 vs. GWN



## THE LAST TIME OMAHA...

THREW A PERFECT GAME.....  
THREW A 9-INNING NO-HITTER.....6/20/1988 vs. Columbus (Luis Aquino, 2-0 win)  
THREW A 7-INNING NO-HITTER.....7/13/1990 @ Iowa [G1] (Gene Walter, 3-0 win)  
THREW A COMBINED NO-HITTER.....4/17/1997 vs. Oklahoma City (Jim Converse and Allen McMill, 2-0 win)

THREW A COMBINED 1-HITTER (9 Innings).....8/26/2019 vs. Nashville (5-0 Win)  
Pitchers: Arnaldo Hernandez (8.0 IP), Gabe Speier (1.0 IP)  
THREW A COMBINED 1-HITTER (7 Innings).....  
THREW A COMBINED 2-HITTER (9 Innings).....7/18/2023 vs. St. Paul (1-0 Win)  
Pitchers: Anthony Veneziano (5.0 IP), James McArthur (2.2 IP) & Walter Pennington (1.1 IP)  
THREW A COMBINED 2-HITTER (7 Innings).....  
GOT NO-HIT (9 INNINGS).....June 7, 2017 vs. Nashville (4-0 Loss)  
Pitchers: Chris Smith, Sean Doolittle, Tucker Healy and Simon Castro,

GOT NO-HIT (LESS THAN 9 INNINGS).....  
GOT 1-HIT.....8/15/2021 vs. Iowa (10-0 Loss)  
GOT 2-HIT.....5/20/2023 vs. Toledo (4-1 Loss)

THREW A COMBINED 9-INNING SHUTOUT.....7/18/2023 vs. St. Paul (1-0 Win)  
Pitchers: Anthony Veneziano (5.0 IP), James McArthur (2.2 IP) & Walter Pennington (1.1 IP)  
THREW SHUTOUTS IN 3 STRAIGHT GAMES.....8/7/2018 vs. Salt Lake and 8/9 and 8/10/2018 @ Round Rock (5-0, 9-0, 2-0)  
THREW BACK-TO-BACK SHUTOUTS.....8/9 and 8/10/2018 @ Round Rock (9-0 Win & 2-0 Win)  
GOT SHUT OUT (9 INNINGS).....4/26/2023 @ Nashville (5-0 Loss)  
GOT SHUT OUT IN BACK-TO-BACK GAMES.....7/23 and 7/24/2022 vs. Iowa (10-0 Loss, 7-0 Loss)  
GOT SHUT OUT IN 3 STRAIGHT GAMES.....N/A (Since 2005)  
GOT SHUT OUT (LESS THAN 9 INNINGS).....5/28, 2022 @ Louisville [G2] (3-0 Loss)

HAD A 11-GAME WINNING STREAK.....June 6 to June 18, 2023  
HAD A 10-GAME WINNING STREAK.....June 5 to June 16, 2012  
HAD A 9-GAME WINNING STREAK.....May 22 to June 1, 2021  
HAD A 8-GAME WINNING STREAK.....May 23 to May 30, 2010  
HAD A 7-GAME WINNING STREAK.....July 21 to July 26, 2015  
HAD A 6-GAME WINNING STREAK.....August 25 to August 31, 2021

LOST 10 GAMES IN A ROW.....August 6 to August 16, 2006  
LOST 8 GAMES IN A ROW.....June 6 to June 14, 2016  
LOST 7 GAMES IN A ROW.....April 20 to April 28, 2019  
LOST 6 GAMES IN A ROW.....May 4 to May 9, 2018

STRUCK OUT 19+ OPPOSING HITTERS.....5/6/2021 vs. St. Paul (19)  
STRUCK OUT 17+ OPPOSING HITTERS.....5/6/2021 vs. St. Paul (19)  
STRUCK OUT 15+ OPPOSING HITTERS.....5/11/2023 @ Scranton/Wilkes-Barre (15)  
STRUCK OUT 10+ OPPOSING HITTERS.....7/18/2023 vs. St. Paul (10)

SCORED 20+ RUNS IN ONE GAME.....7/4/2022 vs. Toledo (20)  
SCORED 15+ RUNS IN ONE GAME.....6/8/2023 @ Indianapolis (15)  
SCORED 10+ RUNS IN ONE GAME.....7/3/2023 vs. Iowa, G1 (11)  
ALLOWED 20+ RUNS IN ONE GAME.....9/11/2021 @ St. Paul (21)  
ALLOWED 15+ RUNS IN ONE GAME.....9/11/2022 vs. Indianapolis (19)  
ALLOWED 10+ RUNS IN ONE GAME.....7/16/2023 vs. Indianapolis (11)

HAD 27+ HITS IN ONE GAME.....7/4/2022 vs. Toledo (27)  
HAD 25+ HITS IN ONE GAME.....7/4/2022 vs. Toledo (27)  
HAD 20+ HITS IN ONE GAME.....7/4/2022 vs. Toledo (27)  
HAD 15+ HITS IN ONE GAME.....7/3/2023 vs. Iowa, G1 (16)  
HAD 10+ HITS IN ONE GAME.....7/16/2023 vs. Indianapolis (10)  
ALLOWED 22+ HITS IN ONE GAME.....8/2/2019 @ Reno (23)  
ALLOWED 20+ HITS IN ONE GAME.....8/2/2019 @ Reno (23)  
ALLOWED 15+ HITS IN ONE GAME.....5/27/2023 @ St. Paul (16)  
ALLOWED 10+ HITS IN ONE GAME.....7/16/2023 vs. Indianapolis (14)

WALKED 14+ TIMES IN ONE GAME.....4/14/2022 vs. Louisville (14)  
WALKED 10+ TIMES IN ONE GAME.....6/10/2023 @ Indianapolis (10)  
WALKED 8+ TIMES IN ONE GAME.....7/7/2023 @ Gwinnett (8)  
ALLOWED 13+ WALKS IN ONE GAME.....5/8/2007 vs. Sacramento (13)  
ALLOWED 10+ WALKS IN ONE GAME.....6/28/2023 vs. Iowa (12)  
ALLOWED 8+ WALKS IN ONE GAME.....7/14/2023 vs. Indianapolis (9)

HIT 9+ HOME RUNS IN A GAME.....7/3/2022 vs. Toledo (9)  
HIT 7+ HOME RUNS IN A GAME.....7/3/2022 vs. Toledo (9)  
HIT 5+ HOME RUNS IN A GAME.....7/3/2022 vs. Toledo (9)  
HIT 3+ HOME RUNS IN A GAME.....7/15/2023 vs. Indianapolis (3)  
ALLOWED 7+ HOME RUNS IN A GAME.....9/5/2021 vs. Toledo (7)  
ALLOWED 5+ HOME RUNS IN A GAME.....5/31/2023 vs. Memphis (6)  
ALLOWED 3+ HOME RUNS IN A GAME.....7/16/2023 vs. Indianapolis (4)

HAD 2 PLAYERS HIT 2 HOME RUNS IN A GAME.....Nate Eaton & Roman Quinn, 7/4/2022 vs. Toledo (20-6 win)  
HIT BACK-TO-BACK HOME RUNS.....4/5/2023 vs. Toledo, 6th inning (7-6 loss)  
Tyler Gentry (3-run) & Logan Porter (solo)  
HIT 3 STRAIGHT HOME RUNS.....5/21/2021 @ Iowa, 9th Inning (9-8 loss)  
Anderson Miller (2-run), Sebastian Rivero (solo), Gabriel Cancel (solo)

SCORED 10+ RUNS IN AN INNING.....10 Runs, 5th Inning - 6/8/2023 @ Indianapolis (15-7 win)  
SCORED 7+ RUNS IN AN INNING.....7 Runs, 4th Inning - 6/17/2023 vs. Columbus (13-4 win)  
SCORED 5+ RUNS IN AN INNING.....5 Runs, 6th Inning - 7/7/2023 @ Gwinnett (7-1 win)  
SCORED 5+ RUNS IN AN EXTRA INNING.....6 Runs, 11th Inning - 8/3/2021 @ Columbus (11-7 win)  
ALLOWED 10+ RUNS IN AN INNING.....10 Runs, 6th Inning - 7/16/2012 vs. Oklahoma City (16-6 loss)  
ALLOWED 7+ RUNS IN AN INNING.....8 Runs, 6th Inning - 7/9/2023 @ Gwinnett (8-1 loss)  
ALLOWED 5+ RUNS IN AN INNING.....6 Runs, 5th Inning - 7/16/2023 vs. Indianapolis (11-4 loss)  
ALLOWED 5+ RUNS IN AN EXTRA INNING.....6 Runs, 12th Inning - 7/7/2017 vs. Colorado Springs (8-4 loss)

WON A GAME BY 15+ RUNS.....14 Runs - 7/4/2023 vs. Toledo (20-6 win)  
WON A GAME BY 10+ RUNS.....10 Runs - 7/3/2023 vs. Iowa, G1 (11-1 win)  
LOST A GAME BY 15+ RUNS.....16 Runs - 9/11/2022 vs. Indianapolis, (19-3 loss)  
LOST A GAME BY 10+ RUNS.....13 Runs - 5/27/2023 @ St. Paul (14-1 loss)

SCORED 12+ RUNS IN CONSECUTIVE GAMES.....9/25/2021 and 9/26/2021 vs. Indianapolis (12-3 Win & 17-12 loss)  
SCORED 10+ RUNS IN CONSECUTIVE GAMES.....6/26/2022 vs. Columbus & 6/28/2022 @ St. Paul (17-4 Win, 11-2 win)  
SCORED JUST ONE RUN WITHOUT AN RBI.....5/4/2019 vs. Iowa (6-1 loss)  
SCORED MULTIPLE RUNS WITHOUT AN RBI.....4/30/2018 @ Iowa (10-3 loss)  
SCORED MORE RUNS THAT RECORDED HITS.....6/14/2023 vs. Columbus (6-1 win, 6 runs on 5 hits)

TURNED 6 DOUBLE PLAYS IN ONE GAME.....8/25/08 vs. New Orleans  
TURNED 5 DOUBLE PLAYS IN ONE GAME.....4/1/2023 @ Indianapolis  
TURNED 4 DOUBLE PLAYS IN ONE GAME.....5/9/2023 @ Scranton/Wilkes-Barre  
TURNED 3+ DOUBLE PLAYS IN ONE GAME.....6/16/2023 vs. Columbus (3)  
TURNED A TRIPLE PLAY.....5/13/2023 @ Scranton/WB, 5th Inning (8-6 loss)  
6-4-3-5 (Fielders: Angelo Castellano to Samad Taylor to CJ Alexander to Nick Loftin | Batter: Ben Rortvedt)  
HIT INTO A TRIPLE PLAY.....7/9/2023 @ Gwinnett, Adeiny Hechavarria, 7th Inning (8-1 loss)  
5-4-3 (Fielders: Daniel Robertson to Vaughn Grissom to Joe Dunand)

COMMITTED 6 ERRORS.....5/10/2012 @ Sacramento  
COMMITTED 5 ERRORS.....4/16/2006 @ Memphis  
COMMITTED 4 ERRORS.....6/29/2022 @ St. Paul  
COMMITTED 3+ ERRORS.....5/27/2023 @ St. Paul (3)

EVERY STORM CHASER IN THE STARTING LINEUP HAD A HIT.....6/29/2023 vs. Iowa  
EVERY STORM CHASER IN THE STARTING LINEUP SCORED A RUN.....6/17/2023 vs. Columbus  
EVERY STORM CHASER IN THE STARTING LINEUP HAD A HIT AND SCORED A RUN.....  
LINEUP BATTED AROUND TWICE IN ONE GAME.....3rd and 4th Innings - 6/17/2023 vs. Columbus

WON ON THE LAST AT-BAT OF THE GAME (WALK-OFF WIN).....7/18/2023 vs. St. Paul (1-0 Win, 9 innings)  
LOST ON THE LAST AT-BAT OF THE GAME (WALK-OFF LOSS).....7/5/2023 @ Gwinnett (8-6 Loss, 10 innings)  
PLAYED BACK-TO-BACK EXTRA-INNING GAMES.....7/2 and 7/3/2019 @ Round Rock (7-6 Loss & 9-8 Loss, both 10 innings)

WON BOTH GAMES OF A DOUBLEHEADER.....8/22/2022 vs. Scranton/Wilkes-Barre (9-4 Win & 12-10 Win)  
PITCHED SHUTOUTS IN BOTH GAMES OF A DOUBLEHEADER.....N/A (Since 2005)  
LOST BOTH GAMES OF A DOUBLEHEADER.....8/29/2018 vs. Colorado Springs (3-2 Loss & 7-0 Loss)  
SHUT OUT IN BOTH GAMES OF A DOUBLEHEADER.....6/2/2013 vs. Memphis (7-0 Loss, 5-0 Loss)

OPPOSING HITTER HAD A 3-HOMER GAME.....Christian Encarnacion-Strand, 5/4/2023 vs. Louisville  
OPPOSING HITTER HIT FOR THE A CYCLE.....Matt McClain, 5/4/2023 vs. Louisville

## THE LAST TIME AN OMAHA HITTER...

HAD 6 HITS IN ONE GAME.....Matt Diaz, 7/27/2005 @ Portland  
HAD 5 HITS IN ONE GAME.....Dairon Blanco, 9/15/2022 @ Columbus  
HAD 4 HITS IN ONE GAME.....John Rave, 6/18/2023 vs. Columbus  
HAD 3 HITS IN ONE GAME.....Angelo Castellano, 7/15/2023 vs. Indianapolis

HIT 2 HOME RUNS IN ONE GAME.....Ryan McBroom, 6/13/2021 @ St. Paul  
HIT 3 HOME RUNS IN ONE GAME.....Brewer Hicklen, 7/14/2023 vs. Indianapolis  
HIT 2 TRIPLES IN ONE GAME.....Angel Franco, 5/6/2016 @ Iowa  
HAD 4 DOUBLES IN ONE GAME.....Jordan Parraz, 5/18/2010 @ Las Vegas  
HIT 3 DOUBLES IN ONE GAME.....Dairon Blanco, 9/15/2022 @ Columbus  
HIT 2 DOUBLES IN ONE GAME.....Tucker Bradley, 7/18/2023 vs. St. Paul  
HIT 2 SACRIFICE FLIES IN ONE GAME.....Samad Taylor, 4/30/2023 @ Nashville

HIT A GRAND SLAM.....Adeiny Hechavarria, 6/22/2023 @ Rochester  
HIT AN INSIDE-THE PARK HOME RUN.....John Rave, 6/18/2023 vs. Columbus  
LED OFF A HOME GAME WITH A HOME RUN.....Nate Eaton, 6/17/2023 vs. Columbus  
LED OFF A ROAD GAME WITH A HOME RUN.....Drew Waters, 8/16/2022 @ Louisville  
HIT A PINCH-HIT HOME RUN.....Elier Hernández, 5/22/2019 vs. Iowa  
HIT A WALK-OFF HOME RUN.....Nate Eaton, 5/31/2022 vs. Indianapolis  
HIT A WALK-OFF GRAND SLAM.....Jimmy Goveen, 5/7/2022 vs. Columbus  
HIT A WALK-OFF PINCH-HIT HOME RUN.....Chad Santos, 8/23/2005 vs. New Orleans  
HIT FOR THE CYCLE.....Jimmy Paredes, 5/12/2014 vs. New Orleans

HAD 11 RBI IN ONE GAME.....Mike Moustakas, 8/30/2010 vs. Round Rock  
HAD 9 RBI IN ONE GAME.....Brett Ebner, 4/9/2014 vs. Memphis  
HAD 8 RBI IN ONE GAME.....Jimmy Paredes, 5/12/2014 vs. New Orleans  
HAD 7 RBI IN ONE GAME.....Brett Hayes, 4/14/2013 vs. Nashville  
HAD 6 RBI IN ONE GAME.....Freddy Fermin, 4/8/2023 vs. Toledo  
HAD 5 RBI IN ONE GAME.....Tyler Gentry, 6/8/2023 @ Indianapolis  
HAD 4 RBI IN ONE GAME.....Adeiny Hechavarria, 6/22/2023 @ Rochester

SCORED 5 RUNS IN ONE GAME.....Brett Ebner, 5/12/2014 vs. New Orleans  
SCORED 4 RUNS IN ONE GAME.....Maikel Garcia, 9/15/2022 @ Columbus  
SCORED 3 RUNS IN ONE GAME.....Logan Porter, 7/15/2023 vs. Indianapolis

WALKED 4 TIMES IN ONE GAME.....MJ Melendez, 8/22/2022 vs. Columbus  
WALKED 3 TIMES IN ONE GAME.....Samad Taylor, 7/7/2023 @ Gwinnett

STOLE 4 BASES IN ONE GAME.....Samad Taylor, 7/5/2023 @ Gwinnett  
STOLE 3 BASES IN ONE GAME.....Dairon Blanco, 6/10/2023 @ Indianapolis  
STOLE 2 BASES IN ONE GAME.....Samad Taylor, 6/14/2023 vs. Columbus

STRUCK OUT 5 TIMES IN ONE GAME.....Drew Waters, 8/10/2022 @ Toledo  
STRUCK OUT 4 TIMES IN ONE GAME.....Jermaine Palacios, 6/22/2023 @ Rochester  
STRUCK OUT 3 TIMES IN ONE GAME.....Nate Eaton, 7/9/2023 @ Gwinnett

REACHED BASE 5 TIMES IN ONE GAME.....Nicky Lopez, 7/27/2018 @ Fresno  
REACHED BASE 4 TIMES IN ONE GAME.....Samad Taylor, 6/10/2023 @ Indianapolis  
REACHED BASE 3 TIMES IN ONE GAME.....Tyler Gentry, 7/7/2023 @ Gwinnett

REACHED BASE IN EVERY TRIP TO THE PLATE (6 PA).....Brett Ebner, 4/9/2014 vs. Memphis  
REACHED BASE IN EVERY TRIP TO THE PLATE (5 PA).....Dairon Blanco, 5/25/2023 @ St. Paul  
REACHED BASE IN EVERY TRIP TO THE PLATE (4 PA).....John Rave, 7/2/2023 vs. Iowa [G1]  
REACHED BASE IN EVERY TRIP TO THE PLATE (3 PA).....Angelo Castellano, 7/2/2023 vs. Iowa [G1]

HAD 2 HOME RUNS IN THE SAME INNING.....Brett Ebner: 5th Inning, 5/12/2015 vs. Memphis  
HAD 2 DOUBLES IN THE SAME INNING.....Clay Duncan: 6th Inning, 6/26/2022 vs. Columbus  
HAD 2 HITS IN THE SAME INNING.....Angelo Castellano: 3rd Inning, 7/2/2023 vs. Iowa [G1]  
HAD 2 WALKS IN THE SAME INNING.....Samad Taylor: 5th Inning, 6/8/2023 @ Indianapolis  
REACHED 2 TIMES IN THE SAME INNING.....Angelo Castellano: 3rd Inning, 7/2/2023 vs. Iowa [G1]  
SCORED 2 RUNS IN THE SAME INNING.....Dairon Blanco & Samad Taylor: 5th Inning, 6/8/2023 @ Indianapolis

HIT HOME RUNS IN 6 STRAIGHT GAMES.....Steve Sisco, June 13 to June 21, 1998  
HIT HOME RUNS IN 5 STRAIGHT GAMES.....Cory Aldridge, July 27 to August 8, 2009  
HIT HOME RUNS IN 4 STRAIGHT GAMES.....Nick Pratto, August 19 to August 22, 2021  
HIT HOME RUNS IN 3 STRAIGHT GAMES.....Brent Rooker, September 23 to September 26, 2022  
HIT HOME RUNS IN BACK-TO-BACK GAMES.....CJ Alexander, June 7 and 8, 2023  
HIT HOME RUNS IN BOTH GAMES OF A DOUBLEHEADER.....Nick Pratto, 4/7/2022 @ Indianapolis  
HIT HOME RUNS FROM BOTH SIDES OF THE PLATE, GAME.....Tim Raines Jr., 8/20/2009 @ Tacoma  
HIT HOME RUN IN FIRST OMAHA AT-BAT.....Jakson Reetz, 8/28/2022 vs. Scranton/WB [G1]

HAD 2+ HITS IN 7 STRAIGHT GAMES.....Johnny Giavotella, August 3 to August 14, 2014  
HAD 2+ HITS IN 6 STRAIGHT GAMES.....Dairon Blanco, September 10 to September 17, 2022  
HAD 2+ HITS IN 5 STRAIGHT GAMES.....MJ Melendez, September 25 to October 2, 2021

HAD A 20+ GAME HITTING STREAK.....Frank Schwindel, 20 Games: July 22 to August 13, 2018  
HAD A 18+ GAME HITTING STREAK.....Frank Schwindel, 20 Games: July 22 to August 13, 2018  
HAD A 16+ GAME HITTING STREAK.....Frank Schwindel, 20 Games: July 22 to August 13, 2018  
HAD A 14+ GAME HITTING STREAK.....Dairon Blanco, 15 Games: May 15 to July 10, 2022  
HAD A 12+ GAME HITTING STREAK.....Nick Loftin, 12 Games: May 16 to May 30, 2023

HAD A 40+ GAME REACHED BASE STREAK.....Shane Costa, 46 Games: April 14 to August 8, 2007  
HAD A 35 to 39 GAME REACHED BASE STREAK.....Alex Gordon, 39 Games: May 9 to June 19, 2010  
HAD A 30 to 34 GAME REACHED BASE STREAK.....Logan Porter, 30 Games: May 25 to July 5, 2023  
HAD A 25 to 29 GAME REACHED BASE STREAK.....Kelvin Gutierrez, 25 Games: April 5 to June 16, 2019  
HAD A 20 to 24 GAME REACHED BASE STREAK.....John Rave, 20 Games: June 13 to July 9, 2023

## THE LAST TIME AN OMAHA PITCHER...

THREW A 1-HITTER (9 Innings).....Luis Mendoza, 7/18/2011 @ Memphis  
THREW A 1-HITTER (7 Innings).....  
THREW A 2-HITTER (9 Innings).....Jeff Suppan, 6/21/2011 @ Nashville  
THREW A 2-HITTER (7 Innings).....Arnaldo Hernandez, 7/21/2018 vs. Round Rock [G1]

THREW A 9-INNING COMPLETE GAME SHUTOUT.....Luis Mendoza, 7/18/2011 @ Memphis  
THREW A 7-INNING COMPLETE GAME SHUTOUT.....Jake Kalish, 7/2/2018 vs. Nashville [G1]  
THREW A 5-INNING COMPLETE GAME SHUTOUT.....Anthony Lerew, 8/31/2010 vs. Round Rock

THREW A 9-INNING COMPLETE GAME.....Arnaldo Hernandez, 8/15/2018 vs. Oklahoma City  
THREW AN 8-INNING COMPLETE GAME.....John Lannan, 6/16/2016 @ Oklahoma City  
THREW A 7-INNING COMPLETE GAME.....Austin Cox, 8/28/2022 vs. Scranton/WB [G1]  
THREW A 6-INNING COMPLETE GAME.....Matt Wright, 8/8/2008 @ Nashville [G2]  
THREW A 5-INNING COMPLETE GAME.....Trevor Oaks, 8/6/2018 vs. Salt Lake

STRUCK OUT 12 IN A GAME.....Jakob Junis, 5/26/2017 @ Nashville  
STRUCK OUT 11 IN A GAME.....John Lamb, 7/9/2014 vs. Iowa  
STRUCK OUT 10 IN A GAME.....Jackson Kowar, 7/3/2021 @ St. Paul

WALKED 7 IN A GAME.....Josh Staumont, 5/24/2017 @ Nashville  
WALKED 6 IN A GAME.....Drew Mckay, 6/22/2022 vs. Columbus  
WALKED 5 IN A GAME.....Jonathan Heasley, 6/18/2023 vs. Columbus

ALLOWED 6 HOME RUNS IN A GAME.....Matt Wright, 8/18/2007 vs. Albuquerque  
ALLOWED 5 HOME RUNS IN A GAME.....Austin Cox, 5/31/2023 vs. Memphis  
ALLOWED 4 HOME RUNS IN A GAME.....Jake Kalish, 9/24/2021 vs. Indianapolis  
ALLOWED 3 HOME RUNS IN A GAME.....Jonathan Bowlan, 6/22/2023 @ Rochester  
ALLOWED 2 HOME RUNS IN A GAME.....Alex Zepka, 7/14/2023 vs. Indianapolis

THREW 120+ PITCHES IN A GAME.....Brett Tomko, 5/8/2014 @ Round Rock (127)  
THREW 115+ PITCHES IN A GAME.....Luke Farrell, 6/8/2017 vs. Nashville (116)  
THREW 110+ PITCHES IN A GAME.....Christian Binford, 9/3/2017 vs. Iowa (110)  
THREW 100+ PITCHES IN A GAME.....Max Castillo, 6/3/2023 vs. Memphis (100)  
THREW 95+ PITCHES IN A GAME.....Alec Marsh, 6/25/2023 @ Rochester (97)  
THREW 90+ PITCHES IN A GAME.....Jonathan Bowlan, 7/2/2023 vs. Iowa, G1 (94)

THREW A QUALITY START.....Ryan Yarbrough, 7/6/2023 @ Gwinnett  
WON HIS OMAHA DEBUT.....Jonathan Bowlan, 6/22/2023 @ Rochester  
THREW AN IMMACULATE INNING.....Anthony Swarzak, 6/3/2021 vs. Iowa



## AFTER-INNING RECORDS

	LEADING	TRAILING	TIED
AFTER 1 INNING	16 - 9	10 - 13	17 - 22
AFTER 2 INNINGS	28 - 10	11 - 18	5 - 15
AFTER 3 INNINGS	26 - 11	7 - 23	10 - 10
AFTER 4 INNINGS	31 - 12	7 - 25	5 - 7
AFTER 5 INNINGS	32 - 12	7 - 28	4 - 5
AFTER 6 INNINGS	33 - 10	6 - 32	4 - 2
AFTER 7 INNINGS	34 - 7	5 - 32	3 - 4
AFTER 8 INNINGS	36 - 2	2 - 35	4 - 5

## STORM CHASERS BIG INNINGS

DATE	INNING	RUNS
1. June 8 @ Indianapolis	Top 5th	10
2. June 17 vs. Columbus	Bottom 4th	7
May 17 vs. Toledo	Bottom 1st	7
April 2 @ Indianapolis	Top 8th	7
5. July 2 vs. Iowa [G1]	Bottom 3rd	6
June 2 vs. Memphis	Bottom 5th	6
May 18 vs Toledo	Bottom 8th	6
April 8 vs. Toledo	Bottom 3rd	6

## SCORE BY INNINGS

	1	2	3	4	5	6	7	8	9	10	11+	TOTAL
Omaha	59	50	59	57	71	54	47	48	44	1	1	491
Opponents	52	53	54	47	56	86	51	59	36	2	0	496
<b>Difference</b>	<b>7</b>	<b>-3</b>	<b>5</b>	<b>10</b>	<b>15</b>	<b>-32</b>	<b>-4</b>	<b>-11</b>	<b>8</b>	<b>-1</b>	<b>1</b>	<b>-5</b>

SCORE BY INNINGS V. ST. PAUL	1	2	3	4	5	6	7	8	9	10	11+	TOTAL
Omaha	3	4	7	2	5	0	4	2	4	0	0	31
St. Paul	1	8	1	0	9	5	9	7	3	0	0	43
<b>vs. St. Paul Difference</b>	<b>2</b>	<b>-4</b>	<b>6</b>	<b>2</b>	<b>-4</b>	<b>-5</b>	<b>-5</b>	<b>-5</b>	<b>1</b>	<b>0</b>	<b>0</b>	<b>-12</b>

## MULTI-RUN INNINGS

	2	3	4	5	6	7	8	9	10+	TOTAL
Storm Chasers	64	32	16	3	4	3	-	-	1	123
Opponents	64	27	11	6	6	2	2	1	-	119

## RECORD BY RUNS SCORED/ALLOWED

RUNS	0	1	2	3	4	5	6	7	8	9	10	11	12	13+
SCORED	0 - 1	1 - 6	1 - 10	1 - 6	5 - 45	1 - 6	8 - 8	4 - 1	6 - 0	5 - 0	3 - 1	3 - 0	1 - 0	4 - 0
ALLOWED	2 - 0	8 - 0	6 - 0	8 - 2	6 - 6	2 - 3	4 - 6	2 - 4	3 - 7	2 - 7	0 - 2	0 - 1	0 - 2	0 - 4

## RECORD BY MARGIN OF VICTORY/DEFEAT

1 Run	2 Runs	3 Runs	4 Runs	5 Runs	6 Runs	7 Runs	8 Runs	9 Runs	10+ Runs
7 - 12	9 - 5	3 - 7	9 - 4	7 - 3	1 - 4	0 - 5	3 - 1	2 - 0	2 - 3

## 2023 STORM CHASERS MONTH BY MONTH

### HITTING

MONTH	AVG	G	AB	R	H	TB	2B	3B	HR	RBI	BB	IBB	SO	SB	CS	OBP	SLG	OPS	SAC	SF	HBP	GIDP	LOB
MARCH	.300	1	40	8	12	16	2	1	0	8	9	0	12	5	0	.429	.400	.829	0	0	0	0	14
APRIL	.250	24	799	124	200	352	49	2	33	118	99	0	204	38	8	.337	.441	.778	1	11	11	24	156
MAY	.269	26	885	148	238	386	53	7	27	131	120	0	218	58	13	.366	.436	.802	1	6	19	28	198
JUNE	.281	24	804	152	226	362	55	3	25	142	125	2	216	45	7	.380	.450	.830	7	15	13	20	184
JULY	.265	12	393	59	104	183	24	2	17	55	44	1	101	13	4	.341	.466	.807	0	3	3	7	77
AUGUST																							
SEPTEMBER																							
<b>TOTAL</b>	<b>.267</b>	<b>87</b>	<b>2921</b>	<b>491</b>	<b>780</b>	<b>1299</b>	<b>183</b>	<b>15</b>	<b>102</b>	<b>454</b>	<b>397</b>	<b>3</b>	<b>751</b>	<b>159</b>	<b>32</b>	<b>.360</b>	<b>.445</b>	<b>.805</b>	<b>9</b>	<b>35</b>	<b>46</b>	<b>79</b>	<b>629</b>

### PITCHING

MONTH	W	L	ERA	G	GS	CG	SHO	GF	HLD	SV	SVO	IP	H	R	ER	HR	HB	BB	SO	WP	BK	WHIP	AVG
MARCH	1	0	6.00	1	1	0	0	1	0	1	1	9.0	11	6	6	1	1	2	7	0	1	1.44	.297
APRIL	9	15	5.65	24	24	0	0	24	11	3	7	212.0	238	149	133	30	17	104	198	16	2	1.61	.284
MAY	12	14	5.61	26	26	0	1	26	17	6	12	229.1	247	162	143	46	15	126	235	13	1	1.63	.278
JUNE	17	7	4.35	24	24	0	0	24	17	6	11	215.1	187	109	104	26	7	127	219	13	1	1.46	.232
JULY	4	8	5.70	12	12	0	1	12	1	1	4	101.0	96	70	64	17	4	61	111	3	0	1.55	.253
AUGUST																							
SEPTEMBER																							
<b>TOTAL</b>	<b>3</b>	<b>44</b>	<b>5.28</b>	<b>87</b>	<b>87</b>	<b>0</b>	<b>2</b>	<b>87</b>	<b>46</b>	<b>17</b>	<b>35</b>	<b>766.2</b>	<b>779</b>	<b>496</b>	<b>450</b>	<b>120</b>	<b>44</b>	<b>420</b>	<b>770</b>	<b>45</b>	<b>5</b>	<b>1.56</b>	<b>.264</b>

## 2023 WALK-OFF TRACKER (1 FOR, 7 AGAINST)

GAME #	DATE	OPPONENT	FINAL (INN.)	PLAYER	WINNING RUN	PITCHER	HOW	OUTS	COUNT
23	April 28	@ Nashville	L, 4-3 (9)	Brian Navarreto	Skye Bolt	Josh Dye	Throwing error by 3B Maikel Garcia	2	1-0
24	April 29	@ Nashville	L, 6-5 (10)	Keston Hiura	Eddy Alvarez	Evan Sisk	Infield single to SS Angelo Castellano	1	2-1
33	May 10	@ Scranton/WB	L, 4-3 (9)	Michael Hermosillo	Michael Hermosillo	Dylan Coleman	Solo home run to LF	0	2-1
36	May 13	@ Scranton/WB	L, 8-6 (9)	Ben Rortvedt	Estevan Florial	Brooks Kriske	3-run home run to RCF	1	2-2
45	May 24	@ St. Paul	L, 6-5 (9)	Jose Miranda	Andrew Stevenson	Brooks Kriske	RBI single to LF	0	1-1
53	June 2	vs. Memphis	W, 10-9 (10)	<b>Dairon Blanco</b>	<b>Brewer Hicklen</b>	<b>Jake Walsh</b>	<b>Sacrifice fly to RF</b>	<b>1</b>	<b>2-2</b>
71	June 24	@ Rochester	L, 3-2 (9)	Richie Martin	Richie Martin	Christian Chamberlain	Wild Pitch	1	1-0
80	July 5	@ Gwinnett	L, 8-7 (10)	Luke Williams	Braden Shewmake	Brooks Kriske	RBI single to LF	0	2-1
87	July 18	vs. St. Paul	W, 1-0 (0)	<b>CJ Alexander</b>	<b>Nick Loftin</b>	<b>Josh Winder</b>	<b>RBI single to LCF</b>	<b>2</b>	<b>1-1</b>

*Bold Indicates Omaha Walk-Off Win*

## 2023 STORM CHASERS EJECTIONS (5)

DATE	INNING	WHO (POSITION) / # IN 2023	WHY	UMPIRE (POSITION)
1. April 21 vs. Gwinnett	▼ 6	Mike Jirschele (Manager) / 1st	Balls/Strikes	Takahito Matsuda (Home Plate)
2. April 21 vs. Gwinnett	▲ 7	Dane Johnson (Pitching Coach) / 1st	Balk	Takahito Matsuda (Home Plate)
3. April 21 vs. Gwinnett	▼ 8	CJ Alexander (Designated Hitter) / 1st	Balls/Strikes	Takahito Matsuda (Home Plate)
4. May 11 @ Scranton/WB	▼ 9	Mike Jirschele (Manager) / 2nd	Hit By Pitch	Robert Nunez (Home Plate)
5. June 20 @ Rochester	▼ 6	Mike Jirschele (Manager) / 3rd	Fair/Foul on Home Run	Steven Jaschinski (Home Plate)



## HOME RUN BREAKDOWN

						OUTS			RUNNERS ON				TIED GO		DIRECTION					BESTS		LAST HOME RUN					
PLAYER	2023 TOTAL	HOME	ROAD	RHP	LHP	0	1	2	0	1	2	3	GAME	AHEAD	LF	LCF	CF	RCF	RF	FT	MPH	DATE	OPPONENT	PITCHER	KIND	INN	PA SINCE
19 CJ Alexander	11	5	6	11	-	6	2	3	7	3	1	-	2	3	1	-	2	4	4	422	109.9	7/15	vs. Indianapolis	H. Stratton	2-Run	▼ 7	6
14 Logan Porter	10	6	4	3	6	6	3	1	8	2	-	-	-	1	7	2	-	1	-	417	106.6	7/15	vs. Indianapolis	J. Hernandez	2-Run	▼ 3	9
28 Tyler Gentry	9	5	4	5	4	2	2	5	2	3	4	-	-	4	5	3	1	-	-	471	106.5	7/15	vs. Indianapolis	C. Alldred	3-Run	▼ 2	11
13 Nick Loftin	9	4	5	5	4	5	2	2	5	1	3	-	2	2	6	1	2	-	-	433	105.6	5/30	vs. Memphis	J. Woodford	2-Run	▼ 1	16
24 Nate Eaton	7	5	2	5	2	3	2	2	6	1	-	-	-	3	3	-	4	-	-	422	103.8	7/16	vs. Indianapolis	K. Nicolas	Solo	▼ 6	4
18 Brewer Hicklen	7	5	2	5	2	3	2	2	3	3	1	-	-	2	2	3	1	1	-	443	109.5	7/14	vs. Indianapolis	J. Minaya	2-Run	▼ 9	5
17 Angelo Castellano	6	6	-	5	1	1	2	3	2	4	-	-	1	2	5	1	-	-	-	401	102.8	7/2	vs. Iowa	R. Wick	Solo	▼ 5	29
Samad Taylor	6	3	3	2	4	3	1	2	3	2	1	-	-	2	1	1	2	2	-	422	104.5	6/14	vs. Columbus	G. Williams	Solo	▼ 7	23
Freddy Fermin	5	2	3	3	2	1	2	2	1	2	1	1	-	-	2	-	2	1	-	428	105.9	4/30	@ Nashville	R. Gasser	Solo	▲ 5	2
3 Tucker Bradley	4	3	1	3	1	2	-	2	1	3	-	-	-	1	-	1	-	1	2	392	106.3	7/14	vs. Indianapolis	K. Emanuel	Solo	▼ 5	10
Johan Camargo	4	2	2	4	-	2	1	1	3	1	-	-	-	3	1	-	1	2	-	426	107.6	6/14	vs. Columbus	G. Williams	Solo	▼ 4	2
Jakson Reetz	4	3	1	1	3	1	2	1	2	1	-	1	-	2	4	-	-	-	-	426	104.4	5/21	vs. Toledo	B. Bristo	Solo	▼ 7	36
11 Adeiny Hechavarria	3	2	1	3	-	-	1	2	1	-	1	1	1	1	-	2	-	1	-	411	100.5	7/16	vs. Indianapolis	J. Jones	3-Run	▼ 4	2
7 John Rave	3	2	1	-	3	-	-	3	2	-	1	-	-	1	1	1	-	1	-	406	101.9	6/29	vs. Iowa	B. Little	Solo	▼ 7	58
Dairon Blanco	3	-	3	3	-	1	1	1	3	-	-	-	-	1	1	1	1	-	-	455	105.2	5/23	@ St. Paul	S.WoodsRichardson	Solo	▲ 4	75
22 Jermaine Palacios	2	1	1	1	1	1	-	1	-	2	-	-	-	1	1	1	-	-	-	409	101.9	7/7	@ Gwinnett	M. Swarmer	2-Run	▲ 6	7
Kyle Isbel	2	1	1	2	-	1	1	-	2	-	-	-	-	2	-	-	1	-	1	406	104.3	6/23	@ Rochester	J. Adon	Solo	▲ 4	11
Drew Waters	2	2	-	2	-	1	1	-	1	1	-	-	-	1	-	1	-	1	-	408	108.7	5/21	vs. Toledo	A. Goudeau	2-Run	▼ 6	12
Nick Pratto	2	2	-	1	1	1	1	-	1	1	-	-	1	1	-	-	1	-	1	399	100.2	4/22	@ Scranton/WB	D. Dodd	2-Run	▼ 1	19
6 Clay Dungan	1	-	1	1	-	1	-	-	1	-	-	-	1	-	-	-	-	1	-	388	104.0	5/9	@ Scranton/WB	M. Spence	Solo	▲ 3	147
Franmil Reyes	1	1	-	-	1	-	-	1	-	1	-	-	-	-	-	1	-	-	-	389	100.8	5/7	vs. Louisville	A. Abbott	2-Run	▼ 5	1
Maikel Garcia	1	1	-	1	-	-	1	-	1	-	-	-	-	1	-	-	-	-	1	349	94.3	4/4	vs. Toledo	A. Faedo	Solo	▼ 1	94
	102	61	41	66	35	41	26	35	55	31	13	3	8	34	40	19	18	16	9								

## INNING DISTRIBUTION

1st Inning	2nd Inning	3rd Inning	4th Inning	5th Inning	6th Inning	7th Inning	8th Inning	9th Inning	10th Inning	11th Inning
12	13	15	17	11	10	10	7	5	-	-

## NOTABLE STORM CHASERS HOME RUNS

BACK-TO-BACK HOMERS (1)		2-HOMER GAMES (5)		3-HOMER GAMES (0)		GRAND SLAMS (3)	
PLAYERS	DATE/OPPONENT (INN.)	PLAYER (CAREER NO.)	DATE/OPPONENT	PLAYER (CAREER NO.)	DATE/OPPONENT	PLAYER (CAREER NO.)	DATE/OPPONENT (INN.)
Tyler Gentry & Logan Porter	4/5 vs. Toledo (6th)	Logan Porter (3rd)	4/5 vs. Toledo			Jakson Reetz (1st)	4/1 @ Indianapolis (5th)
		Freddy Fermin (4th)	4/8 vs. Toledo			Freddy Fermin (3rd)	4/8 vs. Toledo (3rd)
		Drew Waters (3rd)	5/21 vs. Toledo			Adeiny Hechavarria (3rd)	6/22 @ Rochester (4th)
		Nate Eaton (3rd)	6/17 vs. Columbus				
		Brewer Hicklen (9th)	7/14 vs. Indianapolis				

LEADOFF HOMERS (2)		INSIDE-THE PARK HOMERS (1)		PINCH-HIT HOMERS (0)		WALK-OFF HOMERS (0)	
PLAYER (CAREER NO.)	DATE/OPPONENT	PLAYER (CAREER NO.)	DATE/OPPONENT (INN.)	PLAYER (CAREER NO.)	DATE/OPPONENT (INN.)	PLAYER	DATE/OPPONENT
Samad Taylor (1st)	6/14 vs. Columbus	John Rave (1)	6/18 vs. Columbus (3rd)				
Nate Eaton (1st)	6/17 vs. Columbus						

HOME RUN SITUATION	# OF	DATE OF LAST	BATTER ('23 HR #)	PITCHER	COUNT	RUNNERS ON	OUTS	INNING	SCORE @ HR	FINAL
GO-AHEAD HOME RUN	34	July 15 vs. Indianapolis	Tyler Gentry (9)	Cam Alldred	2-1	2	1	▼ 2	3-0	W, 8-3
GAME-TYING HOME RUN	8	July 17 vs. Indianapolis	Adeiny Hechavarria (3)	Jared Jones	3-1	2	2	▼ 4	3-3	L, 11-4

## NOTABLE OPPOSING HOME RUNS

BACK-TO-BACK HOMERS (3)		2-HOMER GAMES (3)		3-HOMER GAMES (1)		GRAND SLAMS (6)	
PLAYERS	DATE/OPPONENT (INN.)	PLAYER (CAREER NO.)	DATE/OPPONENT	PLAYER (CAREER NO.)	DATE/OPPONENT	PLAYER	DATE/OPPONENT (INN.)
Encarnacion-Strand & Benson	5/4 vs. Louisville (1st)	Jermaine Palacios (5th)	5/17 vs. Toledo	Christian Encarnacion-Strand (1)	5/4 vs. Louisville	Andy Ibañez	April 6 vs. Toledo (3rd)
Jordan Walker & Moisés Gómez	5/31 vs. Memphis (6th)	Moisés Gómez (7th)	5/31 vs. Memphis			Andrés Chaparro	May 9 @ Scranton/WB (7th)
Travis Blankenhorn & Matt Adams	6/22 @ Rochester (4th)	Liover Peguero (5th)	7/14 vs. Indianapolis			Jair Camargo	May 28 @ St. Paul (7th)
						Jesús Aguilar	July 5 @ Gwinnett (3rd)
						Joshua Fuentes	July 6 @ Gwinnett (4th)
						Endy Rodríguez	7/14 vs. Indianapolis (3rd)

LEADOFF HOMERS (5)		INSIDE-THE PARK HOMERS (0)		PINCH-HIT HOMERS (0)		WALK-OFF HOMERS (2)	
PLAYER	DATE/OPPONENT	PLAYER	DATE/OPPONENT (INN.)	PLAYER	DATE/OPPONENT (INN.)	PLAYER	DATE/OPPONENT
Christopher Morel	4/14 @ Iowa					Michael Hermosillo	5/10 @ Scranton/WB
Forrest Wall	4/19 vs. Gwinnett					Ben Rortvedt	5/13 @ Scranton/WB
Michael Siani	5/3 vs. Louisville						
Michael Siani	5/5 vs. Louisville						
Nick Gonzales	6/9 @ Indianapolis						



HR #	PLAYER (SEASON #)	GM # - DATE	OPPONENT	PITCHER	PITCH TYPE	DIRECTION	ON BASE	INNING	OUTS	COUNT	SCORE	FINAL	DISTANCE	EXIT VELO	LAUNCH ANGLE
1.	Logan Porter (1)	2 - April 1	@ Indianapolis	Caleb Smith (L)	4-seam FB	LF	0	▲4	1	2-2	3-0	W, 12-1	417 ft	106.6 mph	32°
2.	Jakson Reetz (1)	2 - April 1	@ Indianapolis	Caleb Smith (L)	Slider	LF	3	▲5	2	2-1	8-0	W, 12-1	408 ft	103.9 mph	25°
3.	Dairon Blanco (1)	3 - April 2	@ Indianapolis	Mike Burrows	4-seam FB	LCF	0	▲5	2	3-2	1-3	W, 8-3	411 ft	105.2 mph	23°
4.	Samad Taylor (1)	3 - April 2	@ Indianapolis	J.C. Flowers	4-seam FB	LF	0	▲8	0	2-1	2-3	W, 8-3	334 ft	104.5 mph	22°
5.	Nick Loftin (1)	3 - April 2	@ Indianapolis	Daniel Zamora (L)	4-seam FB	LF	2	▲8	1	1-2	5-3	W, 8-3	362 ft	97.2 mph	29°
6.	Maikel Garcia (1)	4 - April 4	vs. Toledo	Alex Faedo	4-seam FB	RF	0	▼1	1	2-1	1-0	L, 9-2	349 ft	94.3 mph	35°
7.	Tyler Gentry (1)	5 - April 5	vs. Toledo	Tyler Holton (L)	Cutter	CF	2	▼6	0	2-0	3-1	L, 7-6	417 ft	106.5 mph	27°
8.	Logan Porter (2)	5 - April 5	vs. Toledo	Tyler Holton (L)	Slider	LF	0	▼6	0	3-1	4-1	L, 7-6	346 ft	103.3 mph	37°
9.	Logan Porter (3)	5 - April 5	vs. Toledo	Matt Wisler	4-seam FB	RCF	0	▼8	0	2-2	5-6	L, 7-6	364 ft	94.7 mph	34°
10.	Nick Loftin (2)	6 - April 6	vs. Toledo	Brenan Haniffee	Slider	LCF	0	▼2	0	2-2	1-1	L, 8-5	401 ft	101.8 mph	32°
11.	CJ Alexander (1)	6 - April 6	vs. Toledo	Brenan Haniffee	Sinker	CF	0	▼4	1	2-2	3-6	L, 8-5	409 ft	101.1 mph	35°
12.	Logan Porter (4)	7 - April 7	vs. Toledo	Reese Olson	4-seam FB	LF	0	▼3	0	3-2	5-2	W, 9-4	395 ft	104.3 mph	45°
13.	Freddy Fermin (1)	8 - April 8	vs. Toledo	Will Vest	Slider	CF	3	▼3	2	0-0	6-1	W, 13-8	401 ft	102.1 mph	42°
14.	Angelo Castellano (1)	8 - April 8	vs. Toledo	Will Vest	4-seam FB	LCF	1	▼4	0	2-0	8-1	W, 13-8	401 ft	102.8 mph	33°
15.	Freddy Fermin (2)	8 - April 8	vs. Toledo	Ashton Goudeau	Changeup	CF	1	▼5	0	1-1	10-1	W, 13-8	428 ft	105.9 mph	28°
16.	CJ Alexander (2)	8 - April 8	vs. Toledo	Ashton Goudeau	Changeup	LF	0	▼7	0	1-0	11-8	W, 13-8	351 ft	92.4 mph	43°
17.	Angelo Castellano (2)	9 - April 9	vs. Toledo	Alex Faedo	4-seam FB	LF	0	▼3	1	0-0	1-0	L, 8-2	373 ft	98.0 mph	25°
18.	Samad Taylor (2)	10 - April 11	@ Iowa	Roenis Elias (L)	4-seam FB	CF	2	▲5	2	0-2	3-9	L, 9-6	405 ft	100.9 mph	25°
19.	Freddy Fermin (3)	10 - April 11	@ Iowa	Brandon Hughes (L)	4-seam FB	LF	1	▲6	2	0-1	6-9	L, 9-6	398 ft	100.3 mph	33°
20.	CJ Alexander (3)	11 - April 12	@ Iowa	Riley Thompson	Changeup	RF	0	▲2	0	1-0	2-1	W, 10-6	394 ft	104.3 mph	24°
21.	Tyler Gentry (2)	11 - April 12	@ Iowa	Riley Thompson	Slider	LF	0	▲3	2	1-2	3-1	W, 10-6	393 ft	103.3 mph	26°
22.	Tucker Bradley (1)	11 - April 12	@ Iowa	Rowan Wick	4-seam FB	RCF	1	▲6	2	1-1	7-3	W, 10-6	392 ft	98.2 mph	29°
23.	Nick Loftin (3)	11 - April 12	@ Iowa	Anthony Kay (L)	Slider	CF	0	▲8	0	2-1	8-6	W, 10-6	420 ft	104.3 mph	28°
24.	Nick Loftin (4)	12 - April 13	@ Iowa	Nick Neidert	4-seam FB	LF	0	▲4	2	3-2	1-11	L, 14-1	370 ft	100.4 mph	38°
25.	Nick Pratto (1)	15 - April 19	vs. Gwinnett	Beau Burrows	Slider	CF	0	▼2	0	1-2	1-1	L, 6-2	399 ft	100.2 mph	26°
26.	Logan Porter (5)	15 - April 19	vs. Gwinnett	Beau Burrows	Slider	LF	0	▼4	1	1-2	2-3	L, 6-2	350 ft	94.9 mph	50°
27.	CJ Alexander (4)	17 - April 21	vs. Gwinnett	Allan Winans	Changeup	RF	0	▼2	2	0-0	1-1	L, 7-3	395 ft	96.2 mph	37°
28.	Nick Pratto (2)	18 - April 22	vs. Gwinnett	Dylan Dodd (L)	Changeup	RF	1	▼1	2	3-1	2-0	L, 5-2	350 ft	88.4 mph	39°
29.	Nate Eaton (1)	22 - April 27	@ Nashville	Janson Junk	Sweeper	LF	0	▲2	2	2-2	1-0	W, 2-1	403 ft	103.0 mph	32°
30.	Freddy Fermin (4)	24 - April 29	@ Nashville	Robert Stock	4-seam FB	RCF	2	▲1	1	3-1	4-0	L, 6-5 (10)	381 ft	104.3 mph	23°
31.	Tyler Gentry (3)	25 - April 30	@ Nashville	Robert Gasser (L)	4-seam FB	LF	1	▲3	2	1-0	2-1	W, 10-6	391 ft	100.6 mph	33°
32.	Logan Porter (6)	25 - April 30	@ Nashville	Robert Gasser (L)	Slider	LF	0	▲4	0	2-1	3-1	W, 10-6	389 ft	102.3 mph	29°
33.	Freddy Fermin (5)	25 - April 30	@ Nashville	Robert Gasser (L)	Changeup	LF	0	▲5	1	2-0	5-1	W, 10-6	368 ft	94.8 mph	35°
34.	Nick Loftin (5)	28 - May 4	vs. Louisville	Silvino Bracho	Slider	LF	0	▼7	0	0-0	8-11	L, 12-10	365 ft	101.1 mph	19°
35.	Jakson Reetz (2)	29 - May 5	vs. Louisville	Brandon Williamson (L)	4-seam FB	LF	1	▼2	1	0-0	2-1	W, 6-2	346 ft	100.2 mph	27°
36.	Nick Loftin (6)	29 - May 5	vs. Louisville	Brandon Williamson (L)	Slider	CF	0	▼6	0	0-0	3-1	W, 6-2	395 ft	105.6 mph	24°
37.	Angelo Castellano (3)	30 - May 6	vs. Louisville	Ryan Nutof	Curveball	LF	1	▼7	2	2-2	8-8	W, 11-9	376 ft	95.2 mph	29°
38.	Jakson Reetz (3)	31 - May 7	vs. Louisville	Andrew Abbott (L)	Changeup	LF	0	▼4	1	2-0	1-0	L, 4-3	426 ft	104.4 mph	32°
39.	Franmil Reyes (1)	31 - May 7	vs. Louisville	Andrew Abbott (L)	Curveball	LCF	1	▼5	2	3-2	3-0	L, 4-3	389 ft	100.8 mph	29°
40.	Clay Dungan (1)	32 - May 9	@ Scranton/WB	Mitch Spence	4-seam FB	RCF	0	▲3	0	1-0	2-2	L, 14-2	388 ft	104.0 mph	28°
41.	Dairon Blanco (2)	33 - May 10	@ Scranton/WB	Luis Severino	Changeup	LF	0	▲3	0	0-1	1-1	L, 4-3	377 ft	99.6 mph	24°
42.	CJ Alexander (5)	34 - May 11	@ Scranton/WB	Colten Brewer	Slider	CF	0	▲9	0	1-1	3-1	W, 4-3 (11)	422 ft	106.4 mph	23°
43.	CJ Alexander (6)	36 - May 13	@ Scranton/WB	Greg Weissert	Sweeper	RF	0	▲6	1	0-0	4-3	L, 8-6	377 ft	102.7 mph	39°
44.	CJ Alexander (7)	37 - May 14	@ Scranton/WB	Mitch Spence	4-seam FB	RCF	0	▲2	0	3-2	1-1	W, 6-3	416 ft	109.9 mph	24°
45.	Brewer Hicklen (1)	37 - May 14	@ Scranton/WB	D.J. Snelten (L)	Changeup	LF	0	▲9	0	2-1	4-3	W, 6-3	344 ft	109.5 mph	25°
46.	Samad Taylor (3)	37 - May 14	@ Scranton/WB	D.J. Snelten (L)	4-seam FB	RCF	1	▲9	2	3-1	6-3	W, 6-3	346 ft	95.2 mph	29°
47.	Samad Taylor (4)	39 - May 17	vs. Toledo	Zach Logue (L)	4-seam FB	RCF	1	▼1	0	0-1	2-1	W, 16-8	372 ft	100.0 mph	30°
48.	Logan Porter (7)	39 - May 17	vs. Toledo	Zach Logue (L)	4-seam FB	LF	1	▼1	0	0-0	4-1	W, 16-8	401 ft	102.3 mph	38°
49.	Angelo Castellano (4)	39 - May 17	vs. Toledo	Miguel Del Pozo (L)	4-seam FB	LF	1	▼5	2	1-0	10-5	W, 16-8	385 ft	99.2 mph	26°
50.	Brewer Hicklen (2)	40 - May 18	vs. Toledo	Miguel Diaz	Sinker	LCF	2	▼8	0	2-0	9-0	W, 9-0	443 ft	108.4 mph	32°
51.	Drew Waters (1)	43 - May 21	vs. Toledo	Ashton Goudeau	4-seam FB	RCF	0	▼3	0	1-1	1-2	W, 8-4	408 ft	108.7 mph	29°
52.	Drew Waters (2)	43 - May 21	vs. Toledo	Ashton Goudeau	Changeup	LCF	1	▼4	1	2-0	4-3	W, 8-4	366 ft	99.5 mph	32°
53.	Tucker Bradley (2)	43 - May 21	vs. Toledo	Seth Elledge	Sinker	LCF	1	▼6	0	1-1	6-4	W, 8-4	388 ft	100.5 mph	28°
54.	Jakson Reetz (4)	43 - May 21	vs. Toledo	Braden Bristo	Sweeper	LF	0	▼7	0	2-1	8-4	W, 8-4	412 ft	104.1 mph	36°
55.	Dairon Blanco (3)	44 - May 23	@ St. Paul	Simeon Woods Richardson	4-seam FB	CF	0	▲4	1	1-1	4-0	W, 6-1	455 ft	104.5 mph	28°
56.	Nick Loftin (7)	45 - May 24	@ St. Paul	Brent Headrick (L)	Changeup	LF	2	▲3	1	2-2	3-5	L, 6-5	433 ft	103.7 mph	24°
57.	Nick Loftin (8)	46 - May 25	@ St. Paul	Cody Lawersyson	Sweeper	LF	2	▲7	0	1-2	4-4	L, 8-6	357 ft	97.3 mph	22°
58.	Johan Camargo (1)	48 - May 27	@ St. Paul	Randy Dobnak	Changeup	CF	0	▲5	0	1-2	1-3	L, 14-1	426 ft	102.2 mph	26°
59.	Nick Loftin (9)	50 - May 30	vs. Memphis	Jake Woodford	Curveball	LF	1	▼1	2	0-0	2-1	W, 7-6	370 ft	91.0 mph	29°
60.	Tyler Gentry (4)	50 - May 30	vs. Memphis	Connor Thomas (L)	Slider	LCF	1	▼3	0	2-1	4-1	W, 7-6	471 ft	103.6 mph	27°
61.	Johan Camargo (2)	52 - June 1	vs. Memphis	Dakota Hudson	Slider	RCF	1	▼4	2	0-2	2-1	L, 12-6	393 ft	98.2 mph	31°
62.	Brewer Hicklen (3)	52 - June 1	vs. Memphis	Ryan Loutos	Sinker	CF	0	▼7	0	1-0	4-10	L, 12-6	425 ft	105.8 mph	33°
63.	CJ Alexander (8)	52 - June 1	vs. Memphis	Ryan Loutos	Cutter	RCF	1	▼8	0	2-2	5-12	L, 12-6	400 ft	102.8 mph	30°
64.	Nate Eaton (2)	53 - June 2	vs. Memphis	Tommy Parsons	4-seam FB	LF	0	▼1	1	0-0	1-0	W, 10-9 (10)	330 ft	103.3 mph	46°
65.	Johan Camargo (3)	56 - June 6	@ Indianapolis	Yerry De Los Santos	Sinker	RCF	0	▲9	0	3-1	3-2	W, 4-2	399 ft	107.6 mph	22°
66.	CJ Alexander (9)	57 - June 7	@ Indianapolis	Quinn Priester	Curveball	RCF	2	▲2	0	1-2	3-2	W, 9-7	404 ft	101.3 mph	34°
67.	CJ Alexander (10)	58 - June 8	@ Indianapolis	Eli Villalobos	4-seam FB	RCF	1	▲7	2	2-1	14-7	W, 15-7	408 ft	108.5 mph	35°
68.	Brewer Hicklen (4)	59 - June 9	@ Indianapolis	Kent Emanuel (L)	Sinker	RCF	1	▲4	1	1-1	5-1	W, 6-2	410 ft	106.9 mph	26°
69.	Tyler Gentry (5)	60 - June 10	@ Indianapolis	Hunter Stratton	Slider	LF	2	▲5	2	0-2	3-2	W, 9-5	431 ft	106.0 mph	28°
70.	Samad Taylor (5)	61 - June 13	vs. Columbus	Joey Cantillo (L)	4-seam FB	LCF	0	▼6	1	1-1	1-2	W, 6-5	395 ft	102.4 mph	27°
71.	Brewer Hicklen (5)	61 - June 13	vs. Columbus	Michael Kelly	Slider	LF	1	▼8	2	2-1	6-5	W, 6-5	422 ft	108.1 mph	28°
72.	Samad Taylor (6)	62 - June 14	vs. Columbus	Gavin Williams	4-seam FB	CF	0	▼1	0	2-1	1-0	W, 6-1	422 ft	104.5 mph	27°
73.	Johan Camargo (4)	62 - June 14	vs. Columbus	Gavin Williams	4-seam FB	LF	0	▼4	1	0-2	2-1	W, 6-1	324 ft	90.8 mph	34°
74.	Tyler Gentry (6)	62 - June 14	vs. Columbus	Caleb Simpson	4-seam FB	LCF	1	▼7	2	0-1	6-1	W, 6-1	388 ft	101.2 mph	24°
75.	Kyle Isbel (1)	64 - June 16	vs. Columbus	Thomas Ponticelli	Sweeper	CF	0	▼1	1	1-0	1-1	W, 4-1	406 ft	104.3 mph	23°
76.	Nate Eaton (3)	65 - June 17	vs. Columbus	Jhon Romero	4-seam FB	CF	0	▼1	0	0-0	1-0	W, 13-4	412 ft	103.0 mph	33°
77.	Nate Eaton (4)	65 - June 17	vs. Columbus	Caleb Baragar (L)	4-seam FB	LF	0	▼3	0	2-2	2-0	W, 13-4	410 ft	103.8 mph	37°
78.	Jermaine Palacios (1)	66 - June 18	vs. Columbus	Joey Cantillo (L)	Changeup	LCF	1	▼2	2	1-1	2-0	W, 6-4	409 ft	101.9 mph	29°
79.	John Rave (1)	66 - June 18	vs. Columbus	Joey Cantillo (L)	4-seam FB	LCF	2	▼3	2	1-2	6-1	W, 6-4	ITP	96.5 mph	26°
80.	Adeiny Hechavarria (1)	69 - June 22	@ Rochester	Tommy Romero	4-seam FB	LCF	3	▲4	2	3-0	4-2	W, 8-4	411 ft	100.5 mph	29°
81.	Kyle Isbel (2)	70 - June 23	@ Rochester	Joan Adon	4-seam FB	RF	0	▲4	0	3-2	1-0	W, 4-2	375 ft	102.8 mph	32°
82.	John Rave (2)	71 - June 24	@ Rochester	Anthony Banda (L)	Slider	RCF	0	▲4	2	1-1	1-0	L, 3-2	406 ft	101.9 mph	24°



[illegible]



														STORM CHASERS				OPPONENT			
GM #	MARCH	OPPONENT	SCORE	RECORD	STANDINGS, DIV	WIN	LOSS	SAVE	TEMP.	1ST PITCH	TIME	ATT.	HOME ATT.	R	H	E	LO	R	H	E	LO
1.	3/31	@ Indianapolis	W, 8-6	1-0	1st +0.5	C. Snider (1-0)	Y. De Los Santos (0-1)	J. Staumont (1)	66°	7:05 PM	2:54	8,095		8	12	0	14	6	11	2	7
														STORM CHASERS				OPPONENT			
GM #	APRIL	OPPONENT	SCORE	RECORD	STANDINGS, DIV	WIN	LOSS	SAVE	TEMP.	1ST PITCH	TIME	ATT.	HOME ATT.	R	H	E	LO	R	H	E	LO
2.	4/1	@ Indianapolis	W, 12-1	2-0	1st +1.0	D. Parrish (1-0)	C. Smith (0-1)	-	42°	1:37 PM	2:26	4,012		12	16	0	11	1	5	2	3
3.	4/2	@ Indianapolis	W, 8-3	3-0	1st +1.0	J. Kowar (1-0)	D. Zamora (0-1)	-	49°	1:36 PM	2:53	4,240		8	12	0	9	3	11	2	10
4.	4/4	TOLEDO	L, 9-2	3-1	2nd -0.5	B. White (1-0)	M. Castillo (0-1)	-	55°	6:42 PM	2:27	3,200	3,200	2	6	0	6	9	12	0	5
5.	4/5	TOLEDO	L, 7-6	3-2	2nd -1.0	T. Holton (1-0)	R. Weiss (0-1)	M. Díaz (2)	35°	12:07 PM	2:40	1,405	4,605	6	8	2	6	7	12	1	9
6.	4/6	TOLEDO	L, 8-5	3-3	3rd -2.0	J. Fry (1-0)	J. Kowar (1-1)	M. Del Pozo (1)	45°	12:06 PM	2:48	1,607	6,212	5	7	1	4	8	10	2	9
7.	4/7	TOLEDO	W, 9-4	4-3	2nd -1.0	J. Heasley (1-0)	R. Olson (0-2)	-	70°	6:35 PM	2:35	1,968	8,180	9	12	0	6	4	9	0	11
8.	4/8	TOLEDO	W, 13-8	5-3	2nd -0.5	M. Martinez (1-0)	M. Lorenzen (0-1)	-	71°	2:05 PM	2:49	2,070	10,250	13	12	3	4	8	13	0	12
9.	4/9	TOLEDO	L, 8-2	5-4	2nd -1.5	T. Holton (2-0)	M. Castillo (0-2)	-	73°	2:11 PM	2:57	2,119	12,369	2	6	3	12	8	13	0	11
10.	4/11	@ Iowa	L, 9-6	5-5	15th -2.5	R. Elias (1-0)	M. Mayers (0-1)	M. Rodriguez (1)	79°	6:38 PM	2:34	3,557		6	10	0	6	9	7	1	6
11.	4/12	@ Iowa	W, 10-6	6-5	15th -1.5	J. Kowar (2-0)	R. Thompson (0-1)	-	77°	12:09 PM	2:26	4,085		10	12	0	5	6	8	0	4
12.	4/13	@ Iowa	L, 14-1	6-6	16th -2.5	N. Neidert (1-1)	J. Heasley (1-1)	-	81°	6:38 PM	2:18	3,647		1	6	1	4	14	15	0	8
13.	4/14	@ Iowa	W, 11-8	7-6	16th -2.0	C. Snider (2-0)	M. Rodriguez (1-1)	N. Wittgren (1)	79°	7:09 PM	3:16	6,257		11	11	2	10	8	11	3	10
	4/15	@ Iowa	PPD/Rain (To be made up April 16)																		
14.	4/16 G1	@ Iowa	Cancelled/Snow																		
15.	4/16 G2	@ Iowa	Cancelled/Snow																		
14.	4/18	GWINNETT	L, 4-1	7-7	15th -3.0	T. Tice (2-0)	J. Kowar (2-2)	Y. Rios (1)	70°	6:39 PM	2:24	1,703	14,072	1	7	1	8	4	6	0	8
15.	4/19	GWINNETT	L, 6-2	7-8	15th -4.0	B. Burrows (1-0)	J. Heasley (1-2)	-	70°	12:05 PM	2:15	6,641	20,713	2	6	0	5	6	10	0	3
16.	4/20	GWINNETT	L, 9-3	7-9	16th -4.5	B. Moran (1-0)	M. Castillo (0-3)	-	56°	6:37 PM	2:47	2,026	22,739	3	3	1	10	9	10	1	5
17.	4/21	GWINNETT	L, 7-3	7-10	7th -6.0	A. Winans (1-2)	E. Sisk (0-1)	-	44°	6:36 PM	3:01	2,041	24,780	3	9	2	9	7	11	0	8
18.	4/22	GWINNETT	L, 5-2	7-11	16th -7.0	D. Dodd (1-0)	A. Núñez (0-1)	Y. Rios (2)	42°	2:06 PM	2:27	3,025	27,805	2	4	1	2	5	10	0	10
19.	4/23	GWINNETT	W, 5-3	8-11	16th -6.0	M. Mayers (1-1)	N. Kingham (0-3)	N. Wittgren (2)	49°	2:06 PM	2:23	2,046	29,851	5	12	3	6	3	8	0	9
20.	4/25	@ Nashville	L, 8-3	8-12	16th -7.0	R. Gasser (1-0)	J. Heasley (1-3)	-	67°	6:39 PM	2:14	4,127		3	5	1	3	8	11	0	6
21.	4/26	@ Nashville	L, 5-0	8-13	17th -8.0	C. Boushley (1-1)	M. Castillo (0-4)	-	68°	6:37 PM	2:27	5,455		0	4	0	5	5	11	1	8
22.	4/27	@ Nashville	W, 2-1	9-13	7th -7.0	A. Cox (1-0)	J. Junk (2-1)	N. Wittgren (3)	61°	7:19 PM	2:28 (4:4)	3,507		2	8	0	7	1	6	1	8
23.	4/28	@ Nashville	L, 4-3	9-14	7th -7.0	J. Bukauskas (1-0)	J. Dye (0-1)	-	69°	6:37 PM	2:26	6,707		3	5	1	3	4	7	1	4
24.	4/29	@ Nashville	L, 6-5 (10)	9-15	18th -8.0	L. Erceg (3-0)	E. Sisk (0-2)	-	70°	6:39 PM	2:58	9,833		5	8	0	6	6	13	1	15
25.	4/30	@ Nashville	W, 10-6	10-15	7th -7.0	A. Núñez (1-1)	J. Bukauskas (1-1)	-	61°	3:08 PM	3:00 (7:03)	9,469		10	11	1	9	6	9	3	9
APRIL Hitting Results: .250/.337/.441 (200-for-799), 49 2B, 2 3B, 33 HR, 124 R, 99 BB, 38 SB // APRIL Pitching Results: 9-15, 5.65 ERA (133 ER in 212.0 IP), 3/7 SV, 238 H, 30 HR, 104 BB, 198 K, 1.61 WHIP, .284 AVG																					
														STORM CHASERS				OPPONENT			
GM #	MAY	OPPONENT	SCORE	RECORD	STANDINGS, DIV	WIN	LOSS	SAVE	TEMP.	1ST PITCH	TIME	ATT.	HOME ATT.	R	H	E	LO	R	H	E	LO
26.	5/2	LOUISVILLE	L, 10-4	10-16	18th -8.0	A. Abbott (1-0)	M. Castillo (0-5)	-	57°	12:06 PM	2:57	2,024	31,875	4	6	0	10	10	14	2	8
27.	5/3	LOUISVILLE	L, 7-4	10-17	10th -9.0	B. Lively (4-0)	M. Martinez (1-1)	-	60°	11:07 AM	2:20	3,364	35,239	4	10	1	5	7	11	0	7
28.	5/4	LOUISVILLE	L, 12-10	10-18	10th -9.0	R. Wynne (1-1)	D. Parrish (1-1)	-	77°	6:36 PM	2:45	3,333	38,572	10	11	1	9	12	13	4	4
29.	5/5	LOUISVILLE	W, 6-2	11-18	10th -8.0	M. Mayers (2-1)	B. Williamson (1-4)	J. Kowar (1)	63°	6:36 PM	2:14	5,735	44,307	6	5	0	3	2	7	1	7
30.	5/6	LOUISVILLE	W, 11-9	12-18	8th -7.5	E. Sisk (1-2)	J. Kuhnel (0-1)	J. Cuas (1)	78°	6:37 PM	2:57	3,872	48,179	11	12	0	8	9	13	1	6
31.	5/7	LOUISVILLE	L, 4-3	12-19	9th -7.0	Z. Brown (1-1)	B. Kriske (0-1)	A. Busenitz (3)	82°	2:07 PM	2:46	2,469	50,648	3	8	0	7	4	6	0	8
32.	5/9	@ Scranton/WB	L, 14-2	12-20	9th -8.0	M. Spence (3-2)	D. Parrish (1-2)	-	68°	6:06 PM	2:20	3,053		2	4	1	2	14	18	1	7
33.	5/10	@ Scranton/WB	L, 4-3	12-21	10th -8.5	A. McGarity (3-0)	D. Coleman (0-1)	-	60°	11:05 AM	2:41	5,829		3	5	0	9	4	4	1	6
34.	5/11	@ Scranton/WB	W, 4-3 (11)	13-21	9th -8.5	A. Núñez (2-1)	D. Snelten (0-2)	-	76°	6:37 PM	3:02	3,691		4	4	0	6	3	8	2	10
35.	5/12	@ Scranton/WB	W, 3-2	14-21	9th -8.5	D. Lynch (1-0)	R. Vásquez (0-5)	N. Wittgren (4)	79°	6:35 PM	2:22	4,142		3	8	0	5	2	4	1	6
36.	5/13	@ Scranton/WB	L, 8-6	14-22	10th -9.0	A. McGarity (4-0)	B. Kriske (0-2)	-	76°	4:05 PM	2:32	5,027		6	14	0	6	8	10	0	5
37.	5/14	@ Scranton/WB	W, 6-3	15-22	9th -8.0	J. Dipoto (1-0)	D. Snelten (0-3)	N. Wittgren (5)	75°	1:06 PM	3:02	3,058		6	7	0	6	3	9	1	11
38.	5/16	TOLEDO	L, 9-2	15-23	10th -8.0	H. Hembree (4-1)	J. Heasley (1-4)	-	77°	6:36 PM	2:45	2,001	52,649	2	9	1	15	9	12	0	6
39.	5/17	TOLEDO	W, 16-8	16-23	10th -7.5	W. Pennington (1-0)	Z. Logue (1-3)	-	83°	6:37 PM	2:54	2,218	54,867	16	18	0	8	8	14	2	3
40.	5/18	TOLEDO	W, 9-0	17-23	10th -6.5	A. Cox (2-0)	B. Haniffee (0-3)	-	78°	6:37 PM	2:31	3,529	58,396	9	14	0	8	0	3	0	6
41.	5/19	TOLEDO	W, 9-1	18-23	10th -6.0	A. Núñez (3-1)	A. Bergner (1-1)	-	66°	6:36 PM	2:41	5,058	63,454	9	12	1	9	1	6	1	8
42.	5/20	TOLEDO	L, 4-1	18-24	10th -7.5	R. Olson (2-3)	J. McArthur (0-1)	M. Díaz (7)	75°	6:38 PM	2:47	6,882	70,336	1	2	0	8	4	5	1	8
43.	5/21	TOLEDO	W, 8-4	19-24	10th -6.5	N. Wittgren (1-0)	S. Elledge (0-1)	-	81°	5:07 PM	2:50	3,995	74,331	8	12	0	9	4	15	2	11
44.	5/23	@ St. Paul	W, 6-1	20-24	10th -6.5	D. Lynch (2-0)	S. Woods Richardson (0-5)	-	76°	11:09 AM	2:24	7,436		6	10	0	10	1	6	0	7
45.	5/24	@ St. Paul	L, 6-5	20-25	10th -6.5	O. Ortega (2-0)	B. Kriske (0-3)	-	68°	7:08 PM	3:00	4,222		5	11	1	12	6	9	2	9
46.	5/25	@ St. Paul	L, 8-6	20-26	10th -7.5	R. Henriquez (1-0)	A. Núñez (3-2)	P. Murphy (2)	74°	7:09 PM	2:50	7,218		6	10	3	12	8	10	2	6
47.	5/26	@ St. Paul	W, 6-4	21-26	9th -6.5	D. Parrish (2-2)	C. Sadzeck (1-3)	D. Coleman (1)	77°	7:08 PM	2:59	6,080		6	8	1	8	4	8	1	9
48.	5/27	@ St. Paul	L, 14-1	21-27	9th -7.5	R. Dobnak (2-1)	J. Heasley (1-5)	-	80°	7:10 PM	2:51	6,386		1	6	3	8	14	16	1	10
49.	5/28	@ St. Paul	L, 10-6	21-28	10th -8.5	J. Winder (3-1)	J. Kowar (2-3)	-	82°	5:12 PM	2:28	8,640		6	11	2	4	10	9	1	2
50.	5/30	MEMPHIS	W, 7-6	22-28	9th -8.0	A. Veneziano (1-0)	J. Woodford (0-1)	B. Kriske (1)	82°	7:06 PM	2:32	2,352	76,683	7	12	0	6	6	6	3	8
51.	5/31	MEMPHIS	L, 9-4	22-29	10th -8.5	M. McGreevy (4-0)	A. Cox (2-1)	-	84°	7:06 PM	2:37	5,049	81,732	4	9	2	8	9	11	2	8
MAY Hitting Results: .269/.366/.436 (238-for-885), 53 2B, 7 3B, 27 HR, 148 R, 120 BB, 58 SB // MAY Pitching Results: 12-14, 5.61 ERA (162 ER in 229.1 IP), 6/12 SV, 247 H, 46 HR, 126 BB, 235 K, 1.63 WHIP, .278 AVG																					
														STORM CHASERS				OPPONENT			
GM #	JUNE	OPPONENT	SCORE	RECORD	STANDINGS, DIV	WIN	LOSS	SAVE	TEMP.	1ST PITCH	TIME	ATT.	HOME ATT.	R	H	E	LO	R	H	E	LO
52.	6/1	MEMPHIS	L, 12-6	22-30	10th -9.0	D. Hudson (2-3)	C. Snider (2-1)	-	70°	7:07 PM	3:12	3,685	85,417	6	9	1	8	12	11	0	9
53.	6/2	MEMPHIS	W, 10-9 (10)	23-30	10th -8.5	J. Dipoto (2-0)	J. Walsh														



GM #	JUNE	OPPONENT	SCORE	RECORD	STANDINGS, LG	WIN	LOSS	SAVE	TEMP.	1ST PITCH	TIME	ATT.	HOME ATT.	STORM CHASERS				OPPONENT			
														R	H	E	LO	R	H	E	LO
73.	6/28	IOWA	L, 9-2	0 - 1, 38 - 35	<sup>1</sup> 10th -1.0	C. Kilian (5-1)	B. Haniffee (0-3)	-	83°	12:07 PM	2:33	3,776	131,378	2	5	1	5	9	7	0	8
74.	6/29	IOWA	W, 8-3	1 - 1, 39 - 35	<sup>7</sup> th -1.0	M. Mayers (3-1)	R. Thompson (2-5)	-	89°	7:09 PM	2:44	5,951	137,329	8	12	0	11	3	3	1	4
75.	6/30	IOWA	L, 6-5	1 - 2, 39 - 36	<sup>1</sup> 11th -2.0	M. Rodriguez (2-3)	J. Kowar (2-4)	-	82°	7:08 PM	2:52	6,012	143,341	5	9	0	10	6	8	2	5

JUNE Hitting Results: .281/.380/.450 (226-for-804), 55 2B, 3 3B, 25 HR, 152 R, 125 BB, 45 SB // JUNE Pitching Results: 16-6, 4.35 ERA (104 ER in 215.1 IP), 6/11 SV, 187 H, 26 HR, 127 BB, 219 K, 1.46 WHIP, 232 AVG

														STORM CHASERS				OPPONENT			
GM #	JULY	OPPONENT	SCORE	RECORD	STANDINGS, LG	WIN	LOSS	SAVE	TEMP.	1ST PITCH	TIME	ATT.	HOME ATT.	R	H	E	LO	R	H	E	LO
76.	7/1	IOWA	PPD/Rain (Made up July 2, 6-2 loss)																		
76.	7/2 G1	IOWA	W, 11-1 (7)	2 - 2, 40 - 36	8th -1.5	J. Bowlan (2-0)	C. Clarke (0-3)	-	84°	2:07 PM	2:20	-	143,341	11	16	0	6	1	4	0	8
77.	7/2 G2	IOWA	L, 6-2 (7)	2 - 3, 40 - 37	13th -3.0	N. Neidert (4-3)	C. Ragans (0-1)	-	87°	5:06 PM	1:46	6,764	150,105	2	6	0	3	6	10	0	3
78.	7/3	IOWA	L, 7-6	2 - 4, 40 - 38	14th -4.0	B. Brown (4-5)	A. Zerpa (0-1)	M. Rodríguez (10)	88°	7:08 PM	2:41	9,023	159,128	6	5	1	5	7	9	1	5
79.	7/4	@ Gwinnett	L, 3-2	2 - 5, 40 - 39	15th -4.0	R. Muñoz (2-2)	J. Kowar (2-5)	G. Holmes (5)	88°	7:07 PM	2:14	10,067		1	3	1	0	3	4	0	6
80.	7/5	@ Gwinnett	L, 8-7 (10)	2 - 6, 40 - 40	15th -4.0	B. Burrows (3-2)	B. Kriske (0-4)	-	83°	7:07 PM	3:08	1,811		7	13	1	9	8	10	0	9
81.	7/6	@ Gwinnett	L, 9-6	2 - 7, 40 - 41	18th -5.0	N. Margevicius (3-2)	E. Sisk (2-3)	G. Holmes (6)	81°	7:08 PM	2:21	2,761		6	10	1	4	9	6	0	2
82.	7/7	@ Gwinnett	W, 7-1	3 - 7, 41 - 41	16th -4.5	C. Ragans (1-1)	J. Shuster (2-2)	J. Bowlan (1)	80°	8:13 PM	2:45 (1:08)	4,515		7	13	0	13	1	7	0	8
83.	7/8	@ Gwinnett	Cancelled/Wet Grinds																		
83.	7/9	@ Gwinnett	L, 8-1	3 - 8, 41 - 42	18th -5.5	A. Winans (7-3)	B. Keller (0-2)	-	83°	1:06 PM	2:23	5,129		1	3	1	3	8	8	0	7
84.	7/14	INDIANAPOLIS	L, 13-5	3 - 9, 41 - 43	18th -5.5	K. Emanuel (7-3)	A. Zerpa (0-2)	-	82°	7:08 PM	2:49	5,184	164,312	5	12	0	12	13	13	0	9
85.	7/15	INDIANAPOLIS	W, 8-3	4 - 9, 42 - 43	18th -5.5	W. Pennington (3-0)	C. Alldred (5-2)	-	85°	7:08 PM	2:35	5,768	170,080	8	8	0	5	3	9	0	9
86.	7/16	INDIANAPOLIS	L, 11-4	4 - 10, 42 - 44	18th -6.0	J. Jones (2-1)	B. Keller (0-3)	-	84°	5:06 PM	2:48	5,553	175,633	4	10	0	8	11	14	0	9
87.	7/18	ST. PAUL	W, 1-0	5 - 10, 43 - 44	18th -5.0	W. Pennington (4-0)	J. Winder (5-2)	-	65°	12:07 PM	2:00	2,525	178,158	1	5	0	5	0	2	1	4
88.	7/19	ST. PAUL																			
89.	7/20	ST. PAUL																			
90.	7/21	ST. PAUL																			
91.	7/22	ST. PAUL																			
92.	7/23	ST. PAUL																			
93.	7/25	@ Columbus																			
94.	7/26	@ Columbus																			
95.	7/27	@ Columbus																			
96.	7/28	@ Columbus																			
97.	7/29	@ Columbus																			
98.	7/30	@ Columbus																			
JULY Hitting Results: TBD // JULY Pitching Results: TBD																					

JULY Hitting Results: TBD // JULY Pitching Results: TBD

GM #	AUGUST	OPPONENT	SCORE	RECORD	STANDINGS, LG	WIN	LOSS	SAVE	TEMP.	1ST PITCH	TIME	ATT.	HOME ATT.	STORM CHASERS				OPPONENT			
														R	H	E	LO	R	H	E	LO
99.	8/1	@ Louisville																			
100.	8/2	@ Louisville																			
101.	8/3	@ Louisville																			
102.	8/4	@ Louisville																			
103.	8/5	@ Louisville																			
104.	8/6	@ Louisville																			
105.	8/8	IOWA																			
106.	8/9	IOWA																			
107.	8/10	IOWA																			
108.	8/11	IOWA																			
109.	8/12	IOWA																			
110.	8/13	IOWA																			
111.	8/15	@ Toledo																			
112.	8/16	@ Toledo																			
113.	8/17	@ Toledo																			
114.	8/18	@ Toledo																			
115.	8/19	@ Toledo																			
116.	8/20	@ Toledo																			
117.	8/22	ST. PAUL																			
118.	8/23	ST. PAUL																			
119.	8/24	ST. PAUL																			
120.	8/25	ST. PAUL																			
121.	8/26	ST. PAUL																			
122.	8/27	ST. PAUL																			
123.	8/29	LOUISVILLE																			
124.	8/30	LOUISVILLE																			
125.	8/31	LOUISVILLE																			

AUGUST Hitting Results: TBD // AUGUST Pitching Results: TBD

GM #	SEPTEMBER	OPPONENT	SCORE	RECORD	STANDINGS, LG	WIN	LOSS	SAVE	TEMP.	1ST PITCH	TIME	ATT.	HOME ATT.	STORM CHASERS				OPPONENT			
														R	H	E	LO	R	H	E	LO
126.	9/1	LOUISVILLE																			
127.	9/2	LOUISVILLE																			
128.	9/3	LOUISVILLE																			
129.	9/5	@ Iowa																			
130.	9/6	@ Iowa																			
131.	9/7	@ Iowa																			
132.	9/8	@ Iowa																			
133.	9/9	@ Iowa																			
134.	9/10	@ Iowa																			
135.	9/12	INDIANAPOLIS																			
136.	9/13	INDIANAPOLIS																			
137.	9/14	INDIANAPOLIS																			
138.	9/15	INDIANAPOLIS																			
139.	9/16	INDIANAPOLIS																			
140.	9/17	INDIANAPOLIS																			
141.	9/19	@ Columbus																			
142.	9/20	@ Columbus																			
143.	9/21	@ Columbus																			
144.	9/22	@ Columbus																			
145.	9/23	@ Columbus																			
146.	9/24	@ Columbus																			

SEPTEMBER Hitting Results: TBD // SEPTEMBER Pitching Results: TBD



## LF

Tucker Bradley, 43 (1-22)  
Dairon Blanco, 11 (6-5)  
Samad Taylor, 9 (6-3)  
Brewer Hicklen, 8 (2-6)  
John Rave, 7 (4-3)  
Nate Eaton, 3 (2-1)  
Nick Pratto, 3 (1-2)  
Franmil Reyes, 1 (1-0)  
Tyler Gentry, 1 (0-1)

## CF

Dairon Blanco, 26 (13-13)  
John Rave, 15 (7-8)  
Drew Waters, 12 (7-5)  
Samad Taylor, 11 (2-9)  
Nate Eaton, 10 (5-5)  
Kyle Isbel, 8 (6-2)  
Brewer Hicklen, 4 (2-2)

## RF

Tyler Gentry, 73 (35-38)  
Dairon Blanco, 4 (4-0)  
Nate Eaton, 4 (2-2)  
CJ Alexander, 4 (1-3)  
John Rave, 2 (1-1)

## SS

Angelo Castellano, 41 (16-25)  
Adeiny Hechavarria, 19 (10-9)  
Maikel Garcia, 14 (8-6)  
Clay Dungan, 9 (5-4)  
Jermaine Palacios, 2 (2-0)  
Johan Camargo, 1 (1-0)  
Nicky Lopez, 1 (1-0)

## 2B

Samad Taylor, 41 (22-19)  
Clay Dungan, 16 (10-6)  
Nick Loftin, 9 (1-8)  
Nate Eaton, 8 (4-4)  
Angelo Castellano, 7 (3-4)  
Johan Camargo, 3 (2-1)  
Michael Massey, 2 (1-1)  
Nicky Lopez, 1 (0-1)

## 3B

Nick Loftin, 35 (20-15)  
Maikel Garcia, 10 (2-8)  
Jermaine Palacios, 9 (6-3)  
Clay Dungan, 9 (5-4)  
Nate Eaton, 9 (2-7)  
Johan Camargo, 8 (5-3)  
Angelo Castellano, 4 (3-1)  
Samad Taylor, 2 (0-2)  
Nicky Lopez, 1 (0-1)

## SP

Jonathan Heasley, 13 (7-6)  
Drew Parrish, 12 (7-5)  
Max Castillo, 11 (3-8)  
Austin Cox, 9 (5-4)  
Mike Mayers, 8 (3-5)  
Anthony Veneziano, 7 (5-2)  
Daniel Lynch, 4 (3-1)  
Angel Zerpa, 4 (0-4)  
Daniel Mengden, 3 (3-0)  
Alec Marsh, 3 (2-1)  
Ryan Yarbrough, 3 (1-2)  
Brad Keller, 2 (1-1)  
James McArthur, 2 (1-1)  
Cole Ragans, 2 (1-1)  
Jonathan Bowlan, 1 (1-0)  
Jackson Kowar, 1 (0-1)  
Marcelo Martinez, 1 (0-1)  
Evan Sisk, 1 (0-1)

## 1B

CJ Alexander, 19 (15-14)  
Logan Porter, 20 (12-8)  
Nick Pratto, 16 (6-10)  
Angelo Castellano, 9 (5-4)  
Paxton Wallace, 3 (2-1)  
Greyson Jenista, 3 (1-2)  
Jermaine Palacios, 3 (0-3)  
Matt Beaty, 2 (2-0)  
Johan Camargo, 2 (1-1)

## DH

Brewer Hicklen, 33 (22-11)  
CJ Alexander, 10 (6-4)  
Dairon Blanco, 7 (4-3)  
Tucker Bradley, 7 (4-3)  
Tyler Gentry, 6 (2-4)  
Logan Porter, 4 (1-3)  
Jakson Reetz, 3 (1-2)  
Franmil Reyes, 3 (1-2)  
Nick Loftin, 3 (0-3)  
Clay Dungan, 2 (1-1)  
Johan Camargo, 2 (0-2)  
Freddy Fermin, 2 (0-2)  
Matt Beaty, 1 (1-0)  
Kyle Isbel, 1 (1-0)  
Nate Eaton, 1 (0-1)  
Michael Massey, 1 (0-1)  
Samad Taylor, 1 (0-1)

## C

Logan Porter, 43 (21-22)  
Jakson Reetz, 23 (12-11)  
Freddy Fermin, 12 (6-6)  
José Briceño, 9 (4-5)

1	2	3	4	5	6	7	8	9
Samad Taylor, 45 (18-27) Drew Waters, 12 (7-5) Brewer Hicklen, 10 (7-3) Dairon Blanco, 9 (7-2) Nate Eaton, 3 (2-1) John Rave, 3 (1-2) Clay Dungan, 3 (0-3) Tucker Bradley, 2 (1-1)	Maikel Garcia, 24 (10-14) Samad Taylor, 16 (11-5) Nate Eaton, 11 (3-8) Kyle Isbel, 9 (7-2) Nick Loftin, 9 (4-5) John Rave, 8 (5-3) Nicky Lopez, 3 (1-2) Michael Massey, 2 (1-1) Clay Dungan, 1 (1-0) CJ Alexander, 1 (0-1) Tucker Bradley, 1 (0-1) Adeiny Hechavarria, 1 (0-1) Logan Porter, 1 (0-1)	Tyler Gentry, 57 (28-29) Logan Porter, 7 (3-4) John Rave, 7 (2-5) Nick Loftin, 6 (4-2) Nick Pratto, 4 (3-1) Samad Taylor, 3 (1-2) Matt Beaty, 1 (1-0) Nate Eaton, 1 (0-1) Michael Massey, 1 (0-1)	Logan Porter, 28 (14-14) Nick Pratto, 14 (5-9) Tyler Gentry, 10 (5-5) Nate Eaton, 9 (4-5) Johan Camargo, 8 (4-2) CJ Alexander, 8 (4-4) Franmil Reyes, 4 (2-2) Nick Loftin, 3 (1-2) Matt Beaty, 1 (1-0) Freddy Fermin, 1 (1-0) Brewer Hicklen, 1 (0-1)	Nick Loftin, 25 (9-16) CJ Alexander, 11 (9-2) Logan Porter, 11 (8-3) Tucker Bradley, 9 (2-7) Nate Eaton, 7 (3-4) Clay Dungan, 4 (3-1) Brewer Hicklen, 4 (3-1) John Rave, 4 (2-2) Johan Camargo, 4 (1-3) Jakson Reetz, 2 (2-0) Tyler Gentry, 2 (1-1) Dairon Blanco, 1 (0-1) Freddy Fermin, 1 (0-1) Greyson Jenista, 1 (0-1) Nick Pratto, 1 (0-1)	Logan Porter, 16 (6-10) CJ Alexander, 15 (6-9) Brewer Hicklen, 10 (6-4) Jakson Reetz, 8 (3-5) Tyler Gentry, 8 (1-7) Nate Eaton, 4 (3-1) Adeiny Hechavarria, 4 (3-1) Dairon Blanco, 4 (2-2) Nick Loftin, 4 (2-2) Jermaine Palacios, 3 (3-0) Freddy Fermin, 2 (2-0) Tucker Bradley, 2 (1-1) Clay Dungan, 2 (1-1) Matt Beaty, 1 (1-0) José Briceño, 1 (1-0) Greyson Jenista, 1 (1-0) John Rave, 1 (1-0) Johan Camargo, 1 (0-1)	Dairon Blanco, 17 (9-8) Brewer Hicklen, 12 (5-7) Jakson Reetz, 11 (6-5) Adeiny Hechavarria, 10 (5-5) Freddy Fermin, 10 (3-7) Jermaine Palacios, 6 (2-4) Clay Dungan, 5 (4-1) CJ Alexander, 5 (3-2) Logan Porter, 4 (2-2) Tyler Gentry, 3 (2-1) Tucker Bradley, 1 (1-0) Nate Eaton, 1 (1-0) Greyson Jenista, 1 (0-1) Johan Camargo, 1 (0-1)	Clay Dungan, 17 (10-7) Dairon Blanco, 15 (7-8) Tucker Bradley, 12 (6-6) Angelo Castellano, 8 (4-4) Brewer Hicklen, 8 (3-5) José Briceño, 7 (3-4) Jakson Reetz, 5 (2-3) Jermaine Palacios, 4 (3-1) Adeiny Hechavarria, 4 (2-2) CJ Alexander, 3 (0-3) Paxton Wallace, 2 (1-1) Johan Camargo, 1 (1-0) John Rave, 1 (1-0)	Angelo Castellano, 54 (23-31) Tucker Bradley, 23 (14-9) Clay Dungan, 4 (2-2) Dairon Blanco, 2 (2-0) Brewer Hicklen, 1 (1-0) José Briceño, 1 (0-1) Jermaine Palacios, 1 (0-1) Paxton Wallace, 1 (0-1)



PLAYER	GS	POSITION										BATTING ORDER								
		C	1B	2B	3B	SS	LF	CF	RF	OF	DH	1ST	2ND	3RD	4TH	5TH	6TH	7TH	8TH	9TH
Tyler Gentry	80					1			73	74	6			57	10	2	8	3		
Logan Porter	68	43	21								4			1	7	29	11	16	4	
Samad Taylor	64			41	2		9	11		20	1	45	16	3						
Angelo Castellano	62		9	7	5	41													8	54
Tucker Bradley	50						43			43	7	2	1			9	2	1	12	23
Dairon Blanco	48						11	26	4	47	7	9				1	4	17	15	2
Nick Loftin	47			9	35						3		9	6	3	25	4			
Brewer Hicklen	46						9	4		73	33	10			1	4	10	12	8	1
CJ Alexander	43		29						4	4	10		1		8	11	15	5	3	
Clay Dungan	36			16	9	9					2	3	1			4	2	5	17	4
Nate Eaton	36			8	9		3	11	4	78	1	3	11	1	9	7	4	1		
Jakson Reetz	26	23									3					2	8	11	5	
Maikel Garcia	24				10	14							24							
John Rave	24						7	15	2	24		3	8	7		4	1		1	
Adeiny Hechavarria	19					19							1				4	10	4	
Nick Pratto	18		15				3			3				4	13	1				
Johan Camargo	15		2	3	7	1					2				8	4	1	1	1	
Freddy Fermin	14	12									2				1	1	2	10		
Jermaine Palacios	14		3		9	2											3	6	4	1
Drew Waters	12							12		12		12								
Kyle Isbel	9							8		8	1		9							
José Briceño	9	9															1		7	1
Franmil Reyes	4					1				1	3				4					
Nicky Lopez	3			1	1	1							3							
Greyson Jenista	3		3													1	1	1		
Matt Beaty	3		2								1			1	1		1			
Michael Massey	3			2							1		2	1						
Paxton Wallace	3		3																2	1

## # OF LINEUP COMBOS

87 Games  
85 Unique Lineup Combinations Used

## MOST USED LINEUP (2, 2x)

PLAYER	Pos.
1. Brewer Hicklen	DH
2. John Rave	CF
3. Logan Porter	C
4. Nate Eaton	2B
5. Tucker Bradley	LF
6. Tyler Gentry	RF
7. Adeiny Hechavarria	SS
8. Clay Dungan	3B
9. Angelo Castellano	1B

## STORM CHASERS POSITION PRODUCTION

	AVG	AB	H	TB	2B	3B	HR	RBI	BB	SO	OBP	SLG	OPS	SAC	SF	HBP	GIDP
C	.266	312	83	138	19	0	12	42	46	92	.368	.442	.810	0	3	6	9
1B	.257	334	86	164	18	3	18	57	34	93	.328	.491	.819	0	4	3	8
2B	.273	330	90	137	19	2	8	46	49	71	.369	.415	.784	1	6	5	8
3B	.287	327	94	151	21	0	12	60	46	68	.373	.462	.835	1	6	2	13
SS	.241	303	73	113	16	0	8	49	45	73	.338	.373	.711	0	3	1	4
LF	.281	303	85	142	21	3	10	52	46	76	.381	.469	.850	2	5	6	11
CF	.310	336	104	171	26	4	11	44	44	78	.403	.509	.912	2	2	10	14
RF	.236	335	79	134	20	1	11	53	47	92	.340	.400	.740	1	4	8	6
DH	.259	328	85	147	22	2	12	49	40	101	.347	.448	.795	2	2	5	6

## STORM CHASERS BATTING ORDER PRODUCTION

	AVG	AB	H	TB	2B	3B	HR	RBI	BB	SO	OBP	SLG	OPS	SAC	SF	HBP	GIDP
1st	.306	360	110	173	26	5	9	53	43	80	.384	.481	.865	1	7	7	9
2nd	.255	341	87	138	25	1	8	52	56	87	.359	.405	.764	1	5	2	10
3rd	.246	333	82	133	20	2	9	59	53	88	.359	.399	.758	1	6	9	10
4th	.255	345	88	156	18	1	16	51	35	91	.327	.452	.779	0	6	5	8
5th	.274	340	93	164	16	2	17	59	32	78	.340	.482	.822	1	3	4	11
6th	.282	323	91	167	26	1	16	44	36	86	.359	.517	.876	0	2	4	7
7th	.227	304	69	124	17	1	12	52	43	86	.332	.408	.740	2	2	6	9
8th	.270	278	75	110	14	0	7	32	60	86	.413	.396	.809	1	2	9	5
9th	.286	297	85	134	21	2	8	52	39	69	.367	.451	.818	2	2	0	10

## OUTFIELD ASSIST LOG (22)

#	OUTFIELDER	Pos.	ARM (MPH)	GAME	INNING	BASE	PITCHER	BATTER	RUNNER OUT	PLAY
1.	Tucker Bradley	LF	85.7	4/4 vs. Toledo	▲ 6	3rd	Brooks Kriske	Akil Baddoo	Akil Baddoo	Baddoo 3-RBI double, out at 3rd (7-6-5)
2.	Tyler Gentry	RF	62.2	4/14 @ Iowa	▼ 5	Home	Andrés Núñez	Matt Mervis	Christopher Morel	Mervis double, Morel out at home (9-4-2)
3.	Dairon Blanco	CF		4/19 vs. Gwinnett	▲ 3	2nd	Jonathan Heasley	Hendrik Clementina	Hendrik Clementina	Clementina RBI single, out at 2nd (8-4)
4.	Samad Taylor	CF	71.8	4/26 @ Nashville	▼ 5	2nd	Max Castillo	Andruw Monasterio	Andruw Monasterio	Monasterio single, out at 2nd (8-5-3-5)
5.	Nate Eaton	CF	95.4	4/27 @ Nashville	▼ 1	Home	Austin Cox	Keston Hiura	Andruw Monasterio	Hiura single, Monasterio out at home (8-2)
6.	Dairon Blanco	LF	43.3	4/28 @ Nashville	▼ 8	2nd	Jackson Kowar	Keston Hiura	Keston Hiura	Hiura 2-RBI single, out at 2nd (7-2-4)
7.	Brewer Hicklen	LF	67.7	5/2 vs. Louisville	▲ 5	2nd	Max Castillo	Matt McLain	Matt McLain	McLain 2-RBI single, out at 2nd (7-5-4-3-5)
8.	Dairon Blanco	CF	88.9	5/5 vs. Louisville	▲ 4	Home	Mike Mayers	Nick Martini	Will Benson	Martini flies out to CF, Benson out at home (8-2)
9.	Franmil Reyes	RF	68.2	5/6 vs. Louisville	▲ 6	2nd	Collin Snider	Matt McLain	Matt McLain	McLain RBI double, out at 2nd (7-6-4-5)
10.	Tyler Gentry	RF	69.6	5/11 @ Scranton/WB	▼ 9	Home	Nick Wittgren	Billy McKinney	Michael Hermosillo	McKinney RBI single, Hermosillo out at home (9-5-2)
11.	Drew Waters	CF		5/20 vs. Toledo	▲ 6	3rd	Walter Pennington	Parker Meadows	Jermaine Palacios	Meadows sacrifice fly DP, Palacios out at 3rd (8-6)
12.	Tucker Bradley	LF		5/25 @ St. Paul	▼ 5	2nd	Jackson Kowar	Chris Williams	Chris Williams	Williams RBI single, out at 2nd (7-5-3-4-3)
13.	Dairon Blanco	RF	83.8	5/26 @ St. Paul	▼ 3	2nd	Drew Parrish	Andrew Stevenson	Tony Wolters	Stevenson flies into a double play, Wolters out at 2nd (9-6)
14.	Tyler Gentry	RF		5/27 @ St. Paul	▼ 1	3rd	Jonathan Heasley	Jose Miranda	Andrew Stevenson	Miranda flies into a double play, Stevenson out at 3rd (9-1-5)
15.	Tyler Gentry	RF	92.1	5/28 @ St. Paul	▼ 3	Home	Max Castillo	Jose Miranda	Alex De Goti	Miranda lines into a double play, De Goti out at 3rd (9-2)
16.	Brewer Hicklen	LF	94.6	5/28 @ St. Paul	▼ 7	Home	Jackson Kowar	Jose Miranda	Andrew Stevenson	Miranda RBI single, Stevenson scores, Reetz Error (7-2)
17.	Nate Eaton	RF	74.9	6/4 vs. Memphis	▲ 9	2nd	Jonah Dipoto	Juniel Querecuto	Juniel Querecuto	Querecuto RBI single, out at 2nd (9-6)
18.	Brewer Hicklen	CF	71.5	6/8 @ Indianapolis	▼ 5	2nd	Drew Parrish	Henry Davis	Henry Davis	Davis single, out at 2nd (8-4)
19.	John Rave	LF	89.4	6/20 @ Rochester	▼ 1	2nd	Alec Marsh	Nomar Mazara	Nomar Mazara	Mazara RBI single, out at 2nd (7-2-4)
20.	Nate Eaton	CF	99.9	7/2 vs. Iowa [G1]	▲ 2	2nd	Brad Keller	Edwin Rios	Edwin Rios	Rios single, out at 2nd (8-4)
21.	Nate Eaton	LF	96.4	7/15 vs. Indianapolis	▲ 8	2nd	Brooks Kriske	Alika Williams	Aaron Shackelford	Williams single, Shackelford out at 2nd (7-5)
22.	Nate Eaton	CF	98.7	7/16 vs. Indianapolis	▲ 5	3rd	Emilio Marquez	Canaan Smith-Njigba	Chris Owings	Smith-Njigba single, Owings out at 3rd (8-5)

## BY PLAYER

	LF	1
NATE EATON (5)	CF	3
	RF	1
DAIRON BLANCO (4)	LF	1
	CF	2
	RF	1
TYLER GENTRY (4)	RF	4
BREWER HICKLEN (3)	LF	2
	CF	1
TUCKER BRADLEY (2)	LF	2
JOHN RAVE (1)	LF	1
FRANMIL REYES (1)	LF	1
SAMAD TAYLOR (1)	CF	1
DREW WATERS (1)	CF	1



DATE	OPPONENT	RESULT	SP	C	1B	2B	3B	SS	LF	CF	RF	DH
3/31	@ Indianapolis	W, 8-6	Mike Mayers	Freddy Fermin	Nick Pratto	Samad Taylor	Nick Loftin	Maikel Garcia	Tucker Bradley	Dairon Blanco	Tyler Gentry	CJ Alexander
4/1	@ Indianapolis	W, 12-1	Austin Cox	Logan Porter	Nick Pratto	Angelo Castellano	Nick Loftin	Maikel Garcia	Samad Taylor	Dairon Blanco	Jackson Reetz	CJ Alexander
4/2	@ Indianapolis	W, 8-3	Jonathan Heasley	Freddy Fermin	Nick Pratto	Samad Taylor	Nick Loftin	Maikel Garcia	Tucker Bradley	Dairon Blanco	Tyler Gentry	CJ Alexander
4/4	TOLEDO	L, 9-2	Max Castillo	Freddy Fermin	Nick Pratto	Samad Taylor	Nick Loftin	Maikel Garcia	Tucker Bradley	Dairon Blanco	Tyler Gentry	CJ Alexander
4/5	TOLEDO	L, 7-6	Mike Mayers	Jackson Reetz	Logan Porter	Angelo Castellano	Nick Loftin	Maikel Garcia	Dairon Blanco	Samad Taylor	Tyler Gentry	Freddy Fermin
4/6	TOLEDO	L, 8-5	Jackson Kowar	Freddy Fermin	CJ Alexander	Samad Taylor	Nick Loftin	Maikel Garcia	Tucker Bradley	Dairon Blanco	Tyler Gentry	Logan Porter
4/7	TOLEDO	W, 9-4	Jonathan Heasley	Freddy Fermin	Logan Porter	Samad Taylor	Angelo Castellano	Maikel Garcia	Tucker Bradley	Dairon Blanco	CJ Alexander	Tyler Gentry
4/8	TOLEDO	W, 13-8	Drew Parrish	Freddy Fermin	Nick Pratto	Samad Taylor	Angelo Castellano	Maikel Garcia	Tucker Bradley	Dairon Blanco	Tyler Gentry	CJ Alexander
4/9	TOLEDO	L, 8-2	Max Castillo	Logan Porter	Nick Pratto	Samad Taylor	Angelo Castellano	Maikel Garcia	Tyler Gentry	Dairon Blanco	CJ Alexander	Jackson Reetz
5/11	@ Iowa	W, 9-6	Mike Mayers	Freddy Fermin	Nick Loftin	Samad Taylor	Nick Loftin	Maikel Garcia	Tucker Bradley	Dairon Blanco	Tyler Gentry	CJ Alexander
4/12	@ Iowa	W, 10-6	Austin Cox	Logan Porter	Nick Pratto	Samad Taylor	Nick Loftin	Maikel Garcia	Tucker Bradley	Dairon Blanco	Tyler Gentry	CJ Alexander
4/13	@ Iowa	L, 14-1	Jonathan Heasley	Freddy Fermin	Nick Pratto	Angelo Castellano	Nick Loftin	Maikel Garcia	Tucker Bradley	Samad Taylor	CJ Alexander	Tyler Gentry
4/14	@ Iowa	W, 11-8	Drew Parrish	Freddy Fermin	CJ Alexander	Angelo Castellano	Nick Loftin	Maikel Garcia	Dairon Blanco	Samad Taylor	Tyler Gentry	Logan Porter
4/18	WINNETT	L, 4-1	Mike Mayers	Freddy Fermin	Logan Porter	Nick Loftin	Maikel Garcia	Angelo Castellano	Nick Pratto	Samad Taylor	CJ Alexander	Tyler Gentry
4/19	WINNETT	L, 9-3	Jonathan Heasley	Freddy Fermin	Nick Pratto	Samad Taylor	Nick Loftin	Maikel Garcia	Tucker Bradley	Dairon Blanco	Tyler Gentry	Jackson Reetz
4/20	WINNETT	L, 9-3	Max Castillo	Freddy Fermin	Nick Pratto	Nick Loftin	Maikel Garcia	Angelo Castellano	Dairon Blanco	Samad Taylor	Tyler Gentry	Logan Porter
4/21	WINNETT	L, 7-3	Austin Cox	Jackson Reetz	Nick Pratto	Nick Loftin	Maikel Garcia	Angelo Castellano	Tucker Bradley	Samad Taylor	Tyler Gentry	CJ Alexander
4/22	WINNETT	L, 5-2	Drew Parrish	Logan Porter	CJ Alexander	Samad Taylor	Maikel Garcia	Angelo Castellano	Nick Pratto	Dairon Blanco	Tyler Gentry	Nick Loftin
4/23	WINNETT	L, 7-5	Mike Mayers	Jackson Reetz	Nick Pratto	Samad Taylor	Maikel Garcia	Angelo Castellano	Tucker Bradley	Dairon Blanco	Tyler Gentry	CJ Alexander
4/25	@ Nashville	L, 8-3	Jonathan Heasley	Logan Porter	Nick Loftin	Maikel Garcia	Angelo Castellano	Angelo Castellano	Samad Taylor	Samad Taylor	Tyler Gentry	Dairon Blanco
4/26	@ Nashville	L, 5-0	Max Castillo	Logan Porter	Nick Pratto	Nick Loftin	Maikel Garcia	Angelo Castellano	Brewer Hicklen	Samad Taylor	Tyler Gentry	CJ Alexander
4/27	@ Nashville	W, 2-1	Austin Cox	Jackson Reetz	CJ Alexander	Samad Taylor	Nick Loftin	Maikel Garcia	Nick Pratto	Dairon Blanco	Tyler Gentry	Tyler Gentry
4/28	@ Nashville	L, 4-3	Drew Parrish	Logan Porter	CJ Alexander	Samad Taylor	Maikel Garcia	Angelo Castellano	Dairon Blanco	Nate Eaton	Tyler Gentry	Brewer Hicklen
4/29	@ Nashville	W, 7-6 (10)	Mike Mayers	Jackson Reetz	CJ Alexander	Samad Taylor	Nick Loftin	Maikel Garcia	Angelo Castellano	Samad Taylor	Tyler Gentry	Freddy Fermin
4/30	@ Nashville	W, 10-6	Jonathan Heasley	Freddy Fermin	Logan Porter	Samad Taylor	Nick Loftin	Maikel Garcia	Tucker Bradley	Nate Eaton	Tyler Gentry	Brewer Hicklen
5/2	LOUISVILLE	L, 10-4	Max Castillo	Jackson Reetz	Logan Porter	Samad Taylor	Nate Eaton	Angelo Castellano	Brewer Hicklen	Dairon Blanco	Tyler Gentry	Nick Loftin
5/3	LOUISVILLE	L, 7-4	Marcelo Martinez	Logan Porter	CJ Alexander	Samad Taylor	Nick Loftin	Angelo Castellano	Tucker Bradley	Nate Eaton	Tyler Gentry	Brewer Hicklen
5/4	LOUISVILLE	L, 12-10	Drew Parrish	Logan Porter	CJ Alexander	Samad Taylor	Nick Loftin	Angelo Castellano	Tucker Bradley	Brewer Hicklen	Tyler Gentry	Fransil Reyes
5/5	LOUISVILLE	W, 6-2	Mike Mayers	Jackson Reetz	Logan Porter	Samad Taylor	Nick Loftin	Clay Dungan	Brewer Hicklen	Dairon Blanco	Tyler Gentry	Fransil Reyes
5/6	LOUISVILLE	W, 11-9	Daniel Mengden	Logan Porter	CJ Alexander	Samad Taylor	Nick Loftin	Angelo Castellano	Brewer Hicklen	Dairon Blanco	Tyler Gentry	Tucker Bradley
5/7	LOUISVILLE	L, 4-3	Daniel Lynch	Jackson Reetz	Logan Porter	Samad Taylor	Nick Loftin	Angelo Castellano	Brewer Hicklen	Dairon Blanco	Tyler Gentry	Fransil Reyes
5/9	@ Scranton/WB	L, 14-2	Drew Parrish	Logan Porter	CJ Alexander	Samad Taylor	Nick Loftin	Clay Dungan	Brewer Hicklen	Drew Waters	Tyler Gentry	Brewer Hicklen
5/10	@ Scranton/WB	L, 4-3	Mike Mayers	Jackson Reetz	Logan Porter	Clay Dungan	Nick Loftin	Angelo Castellano	Brewer Hicklen	Dairon Blanco	Tyler Gentry	Samad Taylor
5/11	@ Scranton/WB	W, 4-3 (11)	Jonathan Heasley	Logan Porter	CJ Alexander	Samad Taylor	Nick Loftin	Angelo Castellano	Tucker Bradley	Drew Waters	Dairon Blanco	Brewer Hicklen
5/12	@ Scranton/WB	W, 3-2	Daniel Lynch	Jackson Reetz	CJ Alexander	Samad Taylor	Clay Dungan	Angelo Castellano	Dairon Blanco	Drew Waters	Tyler Gentry	Tucker Bradley
5/13	@ Scranton/WB	L, 8-6	Austin Cox	Logan Porter	CJ Alexander	Samad Taylor	Nick Loftin	Angelo Castellano	Brewer Hicklen	Drew Waters	Tyler Gentry	Dairon Blanco
5/14	@ Scranton/WB	W, 6-3	Drew Parrish	Jackson Reetz	CJ Alexander	Samad Taylor	Nick Loftin	Clay Dungan	Tucker Bradley	Dairon Blanco	Tyler Gentry	Brewer Hicklen
5/16	TOLEDO	W, 9-2	Jonathan Heasley	Logan Porter	CJ Alexander	Nicky Lopez	Samad Taylor	Angelo Castellano	Samad Taylor	Drew Waters	Tyler Gentry	Johan Camargo
5/17	TOLEDO	W, 16-8	Daniel Lynch	Jackson Reetz	Logan Porter	Clay Dungan	Nick Loftin	Angelo Castellano	Samad Taylor	Drew Waters	Tyler Gentry	Dairon Blanco
5/18	TOLEDO	W, 9-0	Austin Cox	Logan Porter	CJ Alexander	Samad Taylor	Nick Loftin	Angelo Castellano	Tucker Bradley	Drew Waters	Tyler Gentry	Brewer Hicklen
5/19	TOLEDO	W, 9-1	Daniel Mengden	Logan Porter	CJ Alexander	Clay Dungan	Nick Loftin	Angelo Castellano	Samad Taylor	Drew Waters	Tyler Gentry	Dairon Blanco
5/20	TOLEDO	W, 10-0	Drew Parrish	Jackson Reetz	CJ Alexander	Jackson Reetz	Nicky Lopez	Angelo Castellano	Brewer Hicklen	Drew Waters	Tyler Gentry	Brewer Hicklen
5/21	TOLEDO	W, 8-4	Jonathan Heasley	Logan Porter	Logan Porter	Samad Taylor	Nick Loftin	Angelo Castellano	Tucker Bradley	Drew Waters	Tyler Gentry	Brewer Hicklen
5/23	@ St. Paul	W, 6-1	Daniel Lynch	Logan Porter	Greyson Jenista	Clay Dungan	Nick Loftin	Angelo Castellano	Samad Taylor	Drew Waters	Tyler Gentry	Dairon Blanco
5/24	@ St. Paul	L, 6-5	Anthony Veneziano	Jackson Reetz	Logan Porter	Nick Loftin	Angelo Castellano	Angelo Castellano	Dairon Blanco	Drew Waters	Tyler Gentry	Brewer Hicklen
5/25	@ St. Paul	L, 8-6	Austin Cox	Logan Porter	Greyson Jenista	Samad Taylor	Nick Loftin	Angelo Castellano	Tucker Bradley	Dairon Blanco	Tyler Gentry	Brewer Hicklen
5/26	@ St. Paul	L, 6-4	Drew Parrish	Logan Porter	Logan Porter	Clay Dungan	Nick Loftin	Angelo Castellano	Samad Taylor	Dairon Blanco	Tyler Gentry	CJ Alexander
5/27	@ St. Paul	L, 14-1	Jonathan Heasley	Jackson Reetz	Greyson Jenista	Samad Taylor	Johan Camargo	Angelo Castellano	Samad Taylor	Dairon Blanco	Tyler Gentry	Tucker Bradley
5/28	@ St. Paul	L, 10-6	Max Castillo	Jackson Reetz	CJ Alexander	Johan Camargo	Nick Loftin	Clay Dungan	Brewer Hicklen	Samad Taylor	Tyler Gentry	Nate Eaton
5/30	MEMPHIS	W, 7-6	Anthony Veneziano	Logan Porter	CJ Alexander	Samad Taylor	Nick Loftin	Johan Camargo	Dairon Blanco	Nate Eaton	Tyler Gentry	Brewer Hicklen
5/31	MEMPHIS	W, 9-4	Austin Cox	Logan Porter	Johan Camargo	Samad Taylor	Nate Eaton	Clay Dungan	Tucker Bradley	Dairon Blanco	Tyler Gentry	CJ Alexander
6/1	MEMPHIS	L, 12-6	Jonathan Heasley	Jackson Reetz	CJ Alexander	Nate Eaton	Johan Camargo	Angelo Castellano	Samad Taylor	Brewer Hicklen	Tyler Gentry	Dairon Blanco
6/2	MEMPHIS	W, 10-9 (10)	Drew Parrish	Logan Porter	CJ Alexander	Nate Eaton	Johan Camargo	Angelo Castellano	Dairon Blanco	Brewer Hicklen	Tyler Gentry	Logan Porter
6/3	MEMPHIS	L, 4-2	Max Castillo	Jackson Reetz	Logan Porter	Samad Taylor	Nate Eaton	Angelo Castellano	Brewer Hicklen	Dairon Blanco	Tyler Gentry	Johan Camargo
6/4	MEMPHIS	L, 6-5	Anthony Veneziano	Logan Porter	CJ Alexander	Samad Taylor	Johan Camargo	Clay Dungan	Tucker Bradley	Dairon Blanco	Tyler Gentry	Nate Eaton
6/6	@ Indianapolis	W, 4-2	Daniel Mengden	Jackson Reetz	Logan Porter	Johan Camargo	Nate Eaton	Angelo Castellano	Samad Taylor	Dairon Blanco	Tyler Gentry	Brewer Hicklen
6/7	@ Indianapolis	W, 9-7	Jonathan Heasley	Logan Porter	CJ Alexander	Johan Camargo	Nate Eaton	Clay Dungan	Samad Taylor	Dairon Blanco	Tyler Gentry	Tucker Bradley
6/8	@ Indianapolis	W, 15-7	Drew Parrish	Logan Porter	CJ Alexander	Samad Taylor	Clay Dungan	Angelo Castellano	Tucker Bradley	Brewer Hicklen	Tyler Gentry	Dairon Blanco
6/9	@ Indianapolis	W, 6-2	Max Castillo	Jackson Reetz	Logan Porter	Samad Taylor	Johan Camargo	Angelo Castellano	Brewer Hicklen	Dairon Blanco	Tyler Gentry	CJ Alexander
6/10	@ Indianapolis	W, 9-5	Anthony Veneziano	Jackson Reetz	CJ Alexander	Samad Taylor	Johan Camargo	Clay Dungan	Tucker Bradley	Dairon Blanco	Tyler Gentry	Brewer Hicklen
6/13	COLUMBUS	W, 6-5	Jonathan Heasley	Jackson Reetz	Logan Porter	Samad Taylor	Johan Camargo	Angelo Castellano	John Rave	Kyle Isbel	Tyler Gentry	Brewer Hicklen
6/14	COLUMBUS	W, 6-1	Alec Marsh	Logan Porter	Johan Camargo	Samad Taylor	Clay Dungan	Jermaine Palacios	Tucker Bradley	John Rave	Tyler Gentry	Matt Beatty
6/15	COLUMBUS	W, 4-2	Max Castillo	Logan Porter	Matt Beatty	Samad Taylor	Angelo Castellano	Jermaine Palacios	John Rave	Kyle Isbel	Tyler Gentry	Brewer Hicklen
6/16	COLUMBUS	W, 4-7	Anthony Veneziano	Logan Porter	Logan Porter	Clay Dungan	Angelo Castellano	Adeney Hechavaria	John Rave	Kyle Isbel	Tyler Gentry	Brewer Hicklen
6/17	COLUMBUS	W, 13-4	Drew Parrish	Logan Porter	Matt Beatty	Clay Dungan	Angelo Castellano	Adeney Hechavaria	Tucker Bradley	John Rave	Nate Eaton	Brewer Hicklen
6/18	COLUMBUS	W, 6-4	James McArthur	Logan Porter	Jose Briceño	Nate Eaton	Jermaine Palacios	Angelo Castellano	John Rave	Kyle Isbel	Tyler Gentry	Brewer Hicklen
6/20	@ Rochester	L, 5-4	Alec Marsh	Logan Porter	Angelo Castellano	Nate Eaton	Clay Dungan	Adeney Hechavaria	John Rave	Kyle Isbel	Tyler Gentry	Brewer Hicklen
6/21	@ Rochester	W, 7-3	Jose Briceño	Logan Porter	Logan Porter	Clay Dungan	Jermaine Palacios	Adeney Hechavaria	Tucker Bradley	Nate Eaton	Tyler Gentry	Brewer Hicklen
6/22	@ Rochester	W, 8-4	Jonathan Bowlan	Logan Porter	Angelo Castellano	Clay Dungan	Jermaine Palacios	Adeney Hechavaria	Tucker Bradley	Kyle Isbel	Nate Eaton	Brewer Hicklen
6/23	@ Rochester	W, 4-2	Anthony Veneziano	Logan Porter	Angelo Castellano	Clay Dungan	Jermaine Palacios	Adeney Hechavaria	Tucker Bradley	Kyle Isbel	Tyler Gentry	Brewer Hicklen
6/24	@ Rochester	L, 3-2	Ryan Yarbrough	Logan Porter	Jose Briceño	Angelo Castellano	Jermaine Palacios	Adeney Hechavaria	John Rave	Kyle Isbel	Tyler Gentry	Brewer Hicklen
6/25	@ Rochester	W, 7-3	Alec Marsh	Logan Porter	Paxton Wallace	Clay Dungan	Jermaine Palacios	Adeney Hechavaria	Tucker Bradley	John Rave	Tyler Gentry	Kyle Isbel
6/28	IOWA	W, 9-2	Angel Zepa	Logan Porter	Angelo Castellano	Nate Eaton	Clay Dungan	Adeney Hechavaria	Tucker Bradley	John Rave	Tyler Gentry	Brewer Hicklen
6/29	IOWA	W, 9-5	Ryan Yarbrough	Logan Porter	Angelo Castellano	Nate Eaton	Clay Dungan	Adeney Hechavaria	Tucker Bradley	John Rave	Tyler Gentry	Brewer Hicklen
6/30	IOWA	L, 6-5	Max Castillo	Logan Porter	Jermaine Palacios	Michael Massey	Nate Eaton	Angelo Castellano	Tucker Bradley	John Rave	Tyler Gentry	Brewer Hicklen
7/2 [G1]	IOWA	W, 11-1 (7)	Brad Keller	Logan Porter	Jose Briceño	Angelo Castellano	Clay Dungan	Adeney Hechavaria	Tucker Bradley	Nate Eaton	John Rave	Brewer Hicklen
7/2 [G2]	IOWA	L, 6-2 (7)	Cole Ragans	Logan Porter	Paxton Wallace	Clay Dungan	Jermaine Palacios	Angelo Castellano	John Rave	Nate Eaton	Tyler Gentry	Tucker Bradley
7/3	IOWA	L, 3-1	Angel Zepa	Logan Porter	Angelo Castellano	Clay Dungan	Jermaine Palacios	Adeney Hechavaria	Tucker Bradley	John Rave	Tyler Gentry	Brewer Hicklen
7/4	@ Gwinnett	L, 7-10	Ryan Yarbrough	Logan Porter	Jose Briceño	Angelo Castellano	Clay Dungan	Adeney Hechavaria	Tucker Bradley	John Rave	Tyler Gentry	Brewer Hicklen
7/5	@ Gwinnett	L, 8-7 (10)	Brad Keller	Logan Porter	Angelo Castellano	Angelo Castellano	Nate Eaton	Adeney Hechavaria	Tucker Bradley	John Rave	Tyler Gentry	Brewer Hicklen
7/6	@ Gwinnett	L, 9-6	James McArthur	Logan Porter	Angelo Castellano	Samad Taylor	Clay Dungan	Adeney Hechavaria	Nate Eaton	John Rave	Tyler Gentry	Tucker Bradley
7/7	@ Gwinnett	W, 7-1	Cole Ragans	Logan Porter	Paxton Wallace	Samad Taylor	Jermaine Palacios	Adeney Hechavaria	Nate Eaton	John Rave	Tyler Gentry	Brewer Hicklen
7/9	@ Gwinnett	W, 8-3	Angel Zepa	Logan Porter	Jose Briceño	Angelo Castellano	Clay Dungan	Adeney Hechavaria	Tucker Bradley	John Rave	Tyler Gentry	Clay Dungan
7/14	INDIANAPOLIS	L, 13-5	Angel Zepa	Logan Porter	Jermaine Palacios	Angelo Castellano	Nate Eaton	Adeney Hechavaria	Tucker Bradley	John Rave	Tyler Gentry	Brewer Hicklen
7/15	INDIANAPOLIS	W, 8-3	Austin Cox	Logan Porter	CJ Alexander	Angelo Castellano	Nick Loftin	Adeney Hechavaria	Nate Eaton	John Rave	Tyler Gentry	Brewer Hicklen
7/16	INDIANAPOLIS	L, 11-4	Evan Sisk	Logan Porter	CJ Alexander	Clay Dungan	Nick Loftin	Adeney Hechavaria	Tucker Bradley	Nate Eaton	John Rave	Tyler Gentry
7/18	ST. PAUL	W, 1-0	Anthony Veneziano	Logan Porter	CJ Alexander	Nate Eaton	Nick Loftin	Angelo Castellano	Tucker Bradley	John Rave	Tyler Gentry	Clay Dungan
7/19	ST. PAUL											
7/20	ST. PAUL											
7/21	ST. PAUL											
7/22	ST. PAUL											
7/23	ST. PAUL											
7/25	@ Columbus											
7/26	@ Columbus											
7/27	@ Columbus											
7/28	@ Columbus											
7/29	@ Columbus											
7/30	@ Columbus											
8/1	@ Louisville											
8/2	@ Louisville											
8/3	@ Louisville											
8/4	@ Louisville											
8/5	@ Louisville											
8/6	@ Louisville											
8/8	IOWA											
8/9	IOWA											
8/10	IOWA											
8/11	IOWA											
8/12	IOWA											
8/13	IOWA											
8/15	@ Toledo											
8/16	@ Toledo											
8/17	@ Toledo											
8/18	@ Toledo											
8/19	@ Toledo											
8/20	@ Toledo											
8/22	ST. PAUL											
8/23	ST. PAUL											
8/24	ST. PAUL											



DATE	OPPONENT	RESULT	1	2	3	4	5	6	7	8	9
3/31	@ Indianapolis	W, 8-6	Samad Taylor	Maikel Garcia	Nick Pratto	Tyler Gentry	CJ Alexander	Nick Loftin	Freddy Fermin	Dairon Blanco	Tucker Bradley
4/1	@ Indianapolis	W, 12-1	Samad Taylor	Maikel Garcia	Nick Pratto	Tyler Gentry	Nick Loftin	CJ Alexander	Jackson Reetz	Dairon Blanco	Angelo Castellano
4/2	@ Indianapolis	W, 8-3	Samad Taylor	Maikel Garcia	Nick Pratto	Tyler Gentry	Nick Loftin	CJ Alexander	Freddy Fermin	Dairon Blanco	Tucker Bradley
4/4	TOLEDO	L, 9-2	Samad Taylor	Maikel Garcia	Nick Pratto	Tyler Gentry	Nick Loftin	CJ Alexander	Freddy Fermin	Dairon Blanco	Tucker Bradley
4/5	TOLEDO	L, 7-6	Samad Taylor	Maikel Garcia	Nick Pratto	Tyler Gentry	Nick Loftin	CJ Alexander	Freddy Fermin	Dairon Blanco	Angelo Castellano
4/6	TOLEDO	L, 8-5	Samad Taylor	Maikel Garcia	Nick Pratto	Tyler Gentry	Nick Loftin	CJ Alexander	Freddy Fermin	Dairon Blanco	Tucker Bradley
4/7	TOLEDO	W, 9-4	Samad Taylor	Maikel Garcia	Nick Pratto	Tyler Gentry	Nick Loftin	CJ Alexander	Freddy Fermin	Dairon Blanco	Tucker Bradley
4/8	TOLEDO	W, 13-8	Samad Taylor	Maikel Garcia	Nick Pratto	Tyler Gentry	Nick Loftin	CJ Alexander	Freddy Fermin	Dairon Blanco	Angelo Castellano
4/9	TOLEDO	L, 8-2	Samad Taylor	Maikel Garcia	Nick Pratto	Tyler Gentry	CJ Alexander	Nick Pratto	Logan Porter	Dairon Blanco	Jackson Reetz
4/11	@ Iowa	L, 9-6	Samad Taylor	Maikel Garcia	Nick Pratto	Tyler Gentry	Nick Loftin	Nick Loftin	Freddy Fermin	Dairon Blanco	Tucker Bradley
4/12	@ Iowa	W, 10-6	Samad Taylor	Maikel Garcia	Nick Pratto	Tyler Gentry	Nick Loftin	CJ Alexander	Logan Porter	Dairon Blanco	Tucker Bradley
4/13	@ Iowa	L, 5-0	Samad Taylor	Maikel Garcia	Nick Pratto	Tyler Gentry	Nick Loftin	CJ Alexander	Nick Loftin	Angelo Castellano	Tucker Bradley
4/14	@ Iowa	W, 11-8	Samad Taylor	Maikel Garcia	Nick Pratto	Tyler Gentry	Logan Porter	CJ Alexander	Freddy Fermin	Dairon Blanco	Angelo Castellano
4/18	WINNETT	L, 4-1	Samad Taylor	Maikel Garcia	Nick Pratto	Tyler Gentry	Nick Loftin	Logan Porter	Freddy Fermin	CJ Alexander	Angelo Castellano
4/19	WINNETT	L, 6-2	Samad Taylor	Nick Loftin	Nick Pratto	Tyler Gentry	Logan Porter	Jackson Reetz	Dairon Blanco	Angelo Castellano	Tucker Bradley
4/20	WINNETT	L, 9-3	Samad Taylor	Maikel Garcia	Nick Pratto	Tyler Gentry	Nick Loftin	Logan Porter	Freddy Fermin	Dairon Blanco	Angelo Castellano
4/21	WINNETT	L, 7-3	Samad Taylor	Maikel Garcia	Nick Pratto	Tyler Gentry	Nick Loftin	CJ Alexander	Jackson Reetz	Dairon Blanco	Angelo Castellano
4/22	WINNETT	L, 5-2	Samad Taylor	Maikel Garcia	Nick Pratto	Tyler Gentry	Nick Loftin	CJ Alexander	Logan Porter	Dairon Blanco	Angelo Castellano
4/23	WINNETT	W, 5-3	Dairon Blanco	Maikel Garcia	Nick Pratto	Tyler Gentry	Nick Loftin	CJ Alexander	Jackson Reetz	Tucker Bradley	Angelo Castellano
4/25	@ Nashville	L, 8-3	Samad Taylor	Maikel Garcia	Nick Pratto	Tyler Gentry	Nick Loftin	Logan Porter	Dairon Blanco	Tucker Bradley	Angelo Castellano
4/26	@ Nashville	W, 10-0	Samad Taylor	Maikel Garcia	Nick Pratto	Tyler Gentry	Nick Loftin	Nick Loftin	Nate Eaton	CJ Alexander	Angelo Castellano
4/27	@ Nashville	W, 2-1	Samad Taylor	Maikel Garcia	Nick Pratto	Tyler Gentry	Nick Loftin	Nick Loftin	Nate Eaton	CJ Alexander	Dairon Blanco
4/28	@ Nashville	L, 4-3	Samad Taylor	Maikel Garcia	Nick Pratto	Tyler Gentry	Logan Porter	Nick Loftin	Brewer Hicklen	Dairon Blanco	Angelo Castellano
4/29	@ Nashville	L, 6-5 (10)	Samad Taylor	Maikel Garcia	Nate Eaton	Nick Loftin	Freddy Fermin	CJ Alexander	Jackson Reetz	Tucker Bradley	Angelo Castellano
4/30	@ Nashville	W, 10-6	Samad Taylor	Maikel Garcia	Nate Eaton	Tyler Gentry	Freddy Fermin	Nick Loftin	Nate Eaton	Brewer Hicklen	Dairon Blanco
5/1	LOUISVILLE	L, 12-2	Samad Taylor	Nick Loftin	Logan Porter	Tyler Gentry	Logan Porter	CJ Alexander	Brewer Hicklen	Tucker Bradley	Angelo Castellano
5/3	LOUISVILLE	L, 7-4	Samad Taylor	Nate Eaton	Tyler Gentry	Tyler Gentry	Nick Loftin	CJ Alexander	Brewer Hicklen	Tucker Bradley	Angelo Castellano
5/4	LOUISVILLE	L, 12-10	Samad Taylor	CJ Alexander	Tyler Gentry	Logan Porter	Nick Loftin	Logan Porter	Brewer Hicklen	Tucker Bradley	Angelo Castellano
5/5	LOUISVILLE	W, 6-2	Samad Taylor	Nick Loftin	Tyler Gentry	Logan Porter	Frammil Reyes	Brewer Hicklen	Dairon Blanco	Tucker Bradley	Clay Dungan
5/7	LOUISVILLE	W, 11-9	Samad Taylor	Nick Loftin	Tyler Gentry	Logan Porter	Frammil Reyes	Brewer Hicklen	Dairon Blanco	Tucker Bradley	Angelo Castellano
5/7	LOUISVILLE	L, 4-3	Samad Taylor	Nick Loftin	Tyler Gentry	Logan Porter	Frammil Reyes	Jackson Reetz	Dairon Blanco	Brewer Hicklen	Angelo Castellano
5/9	@ Scranton/WB	L, 14-2	Drew Waters	Samad Taylor	Tyler Gentry	Logan Porter	Nick Loftin	CJ Alexander	Brewer Hicklen	Tucker Bradley	Clay Dungan
5/10	@ Scranton/WB	L, 4-3	Samad Taylor	Nick Loftin	Tyler Gentry	Logan Porter	Brewer Hicklen	Jackson Reetz	Dairon Blanco	Clay Dungan	Angelo Castellano
5/11	@ Scranton/WB	W, 4-3 (11)	Drew Waters	Samad Taylor	Nick Loftin	Logan Porter	CJ Alexander	Brewer Hicklen	Dairon Blanco	Tucker Bradley	Angelo Castellano
5/13	@ Scranton/WB	L, 7-2	Drew Waters	Samad Taylor	Tyler Gentry	Logan Porter	Jackson Reetz	CJ Alexander	Brewer Hicklen	Dairon Blanco	Angelo Castellano
5/14	@ Scranton/WB	W, 8-6	Drew Waters	Samad Taylor	Tyler Gentry	Logan Porter	Nick Loftin	CJ Alexander	Brewer Hicklen	Dairon Blanco	Angelo Castellano
5/16	TOLEDO	L, 9-2	Drew Waters	Nick Loftin	CJ Alexander	Jackson Reetz	Brewer Hicklen	Tucker Bradley	Dairon Blanco	Clay Dungan	Angelo Castellano
5/17	TOLEDO	L, 9-2	Drew Waters	Nicky Lopez	Samad Taylor	Tyler Gentry	Johan Camargo	Nick Loftin	CJ Alexander	Angelo Castellano	Tucker Bradley
5/18	TOLEDO	W, 6-8	Drew Waters	Samad Taylor	Tyler Gentry	Logan Porter	Nick Loftin	Jackson Reetz	Dairon Blanco	Clay Dungan	Angelo Castellano
5/19	TOLEDO	W, 9-1	Drew Waters	Samad Taylor	Tyler Gentry	CJ Alexander	Nick Loftin	Logan Porter	Dairon Blanco	Clay Dungan	Angelo Castellano
5/20	TOLEDO	L, 4-1	Drew Waters	Nicky Lopez	Samad Taylor	Tyler Gentry	CJ Alexander	Nick Loftin	Jackson Reetz	Clay Dungan	Angelo Castellano
5/21	TOLEDO	W, 8-4	Drew Waters	Samad Taylor	Nick Loftin	Logan Porter	Brewer Hicklen	Jackson Reetz	Dairon Blanco	Tucker Bradley	Angelo Castellano
5/22	@ St. Paul	W, 10-9 (10)	Samad Taylor	Nick Loftin	Tyler Gentry	Tyler Gentry	Greyson Jenista	Greyson Jenista	Dairon Blanco	Clay Dungan	Angelo Castellano
5/24	@ St. Paul	L, 6-5	Drew Waters	Samad Taylor	Nick Loftin	Tyler Gentry	Logan Porter	Brewer Hicklen	Dairon Blanco	Jackson Reetz	Angelo Castellano
5/25	@ St. Paul	L, 8-6	Samad Taylor	Nick Loftin	Tyler Gentry	Logan Porter	Greyson Jenista	Brewer Hicklen	Angelo Castellano	Tucker Bradley	Angelo Castellano
5/26	@ St. Paul	W, 6-4	Samad Taylor	Nate Eaton	Nick Loftin	Logan Porter	Brewer Hicklen	Jackson Reetz	Clay Dungan	Angelo Castellano	Tucker Bradley
5/27	@ St. Paul	L, 14-1	Samad Taylor	Nate Eaton	Tyler Gentry	Logan Porter	Dairon Blanco	Johan Camargo	Greyson Jenista	Angelo Castellano	Clay Dungan
5/28	@ St. Paul	L, 10-6	Samad Taylor	Nate Eaton	Tyler Gentry	Nick Loftin	CJ Alexander	Brewer Hicklen	Jackson Reetz	Clay Dungan	Angelo Castellano
5/30	MEMPHIS	W, 7-6	Samad Taylor	Nate Eaton	Tyler Gentry	Nick Loftin	Logan Porter	Dairon Blanco	CJ Alexander	Johan Camargo	Brewer Hicklen
5/31	MEMPHIS	L, 9-4	Samad Taylor	Nate Eaton	Tyler Gentry	CJ Alexander	Johan Camargo	Dairon Blanco	Dairon Blanco	Clay Dungan	Tucker Bradley
6/1	MEMPHIS	L, 12-6	Samad Taylor	Nate Eaton	Tyler Gentry	CJ Alexander	Johan Camargo	Dairon Blanco	Jackson Reetz	Brewer Hicklen	Angelo Castellano
6/2	MEMPHIS	W, 10-9 (10)	Dairon Blanco	Nate Eaton	Tyler Gentry	CJ Alexander	Johan Camargo	Logan Porter	Brewer Hicklen	Clay Dungan	Tucker Bradley
6/4	MEMPHIS	L, 4-2	Dairon Blanco	Samad Taylor	Samad Taylor	Johan Camargo	Nate Eaton	Logan Porter	Jackson Reetz	Angelo Castellano	Angelo Castellano
6/6	MEMPHIS	L, 6-5	Dairon Blanco	Samad Taylor	Tyler Gentry	Johan Camargo	Nate Eaton	Logan Porter	CJ Alexander	Clay Dungan	Tucker Bradley
6/8	@ Indianapolis	W, 4-2	Dairon Blanco	Samad Taylor	Tyler Gentry	Johan Camargo	Nate Eaton	Logan Porter	Brewer Hicklen	Jackson Reetz	Angelo Castellano
6/9	@ Indianapolis	W, 9-7	Dairon Blanco	Samad Taylor	Tyler Gentry	Johan Camargo	Nate Eaton	Logan Porter	CJ Alexander	Clay Dungan	Tucker Bradley
6/9	@ Indianapolis	W, 15-7	Dairon Blanco	Samad Taylor	Tyler Gentry	Johan Camargo	Nate Eaton	Logan Porter	CJ Alexander	Clay Dungan	Tucker Bradley
6/10	@ Indianapolis	W, 6-2	Dairon Blanco	Samad Taylor	Tyler Gentry	Johan Camargo	Nate Eaton	Logan Porter	CJ Alexander	Brewer Hicklen	Angelo Castellano
6/10	@ Indianapolis	W, 9-5	Dairon Blanco	Samad Taylor	Tyler Gentry	Johan Camargo	CJ Alexander	Jackson Reetz	Brewer Hicklen	Clay Dungan	Tucker Bradley
6/13	COLUMBUS	W, 6-5	Samad Taylor	Kyle Isabel	Tyler Gentry	Johan Camargo	Logan Porter	Brewer Hicklen	Jackson Reetz	John Rave	Angelo Castellano
6/14	COLUMBUS	W, 6-1	Samad Taylor	John Rave	Tyler Gentry	Johan Camargo	Logan Porter	Matt Beaty	Clay Dungan	Jermaine Palacios	Tucker Bradley
6/15	COLUMBUS	W, 4-2	Samad Taylor	Kyle Isabel	Tyler Gentry	Matt Beaty	Logan Porter	Brewer Hicklen	Brewer Hicklen	Jermaine Palacios	Angelo Castellano
6/16	COLUMBUS	W, 4-1	Brewer Hicklen	Kyle Isabel	Tyler Gentry	Logan Porter	Johan Camargo	Jose Briceño	Clay Dungan	Adeiny Hechavarria	Angelo Castellano
6/17	COLUMBUS	W, 13-4	Nate Eaton	John Rave	Logan Porter	Logan Porter	Brewer Hicklen	Clay Dungan	Adeiny Hechavarria	Angelo Castellano	Tucker Bradley
6/18	COLUMBUS	W, 6-4	Nate Eaton	Kyle Isabel	Tyler Gentry	Logan Porter	Johan Camargo	Brewer Hicklen	Jermaine Palacios	Jose Briceño	Angelo Castellano
6/19	@ Rochester	L, 5-4	Nate Eaton	Kyle Isabel	Tyler Gentry	Logan Porter	Johan Camargo	Brewer Hicklen	Clay Dungan	Adeiny Hechavarria	Angelo Castellano
6/21	@ Rochester	W, 7-3	Brewer Hicklen	Clay Dungan	Tyler Gentry	Logan Porter	Nate Eaton	Jermaine Palacios	Adeiny Hechavarria	Jose Briceño	Tucker Bradley
6/22	@ Rochester	W, 8-4	Brewer Hicklen	Kyle Isabel	Logan Porter	Nate Eaton	Clay Dungan	Jermaine Palacios	Adeiny Hechavarria	Angelo Castellano	Tucker Bradley
6/23	@ Rochester	W, 4-2	Brewer Hicklen	Kyle Isabel	Tyler Gentry	Logan Porter	Clay Dungan	Jermaine Palacios	Adeiny Hechavarria	Angelo Castellano	Tucker Bradley
6/24	@ Rochester	L, 3-2	Brewer Hicklen	Kyle Isabel	Tyler Gentry	Logan Porter	John Rave	Adeiny Hechavarria	Jermaine Palacios	Jose Briceño	Angelo Castellano
6/25	@ Rochester	W, 7-3	John Rave	Kyle Isabel	Tyler Gentry	Logan Porter	Clay Dungan	Adeiny Hechavarria	Jermaine Palacios	Paxton Wallace	Tucker Bradley
6/28	IOWA	L, 9-2	Brewer Hicklen	John Rave	Logan Porter	Nate Eaton	Tucker Bradley	Tyler Gentry	Adeiny Hechavarria	Clay Dungan	Angelo Castellano
6/29	IOWA	W, 8-3	Brewer Hicklen	John Rave	Logan Porter	Nate Eaton	Tucker Bradley	Tyler Gentry	Adeiny Hechavarria	Clay Dungan	Angelo Castellano
6/30	IOWA	L, 6-5	Brewer Hicklen	Michael Massey	John Rave	Tyler Gentry	Tucker Bradley	Nate Eaton	Jermaine Palacios	Jose Briceño	Angelo Castellano
7/1 (61)	IOWA	W, 11-1 (7)	Brewer Hicklen	Michael Massey	John Rave	Tyler Gentry	Tucker Bradley	Adeiny Hechavarria	Clay Dungan	Jose Briceño	Angelo Castellano
7/2	IOWA	L, 6-2 (7)	John Rave	Tucker Bradley	Logan Porter	Nate Eaton	Tyler Gentry	Clay Dungan	Jermaine Palacios	Paxton Wallace	Angelo Castellano
7/3	IOWA	L, 7-6	John Rave	Logan Porter	Michael Massey	Nate Eaton	Tucker Bradley	Tyler Gentry	Adeiny Hechavarria	Clay Dungan	Jermaine Palacios
7/4	@ Gwinnett	L, 3-1	Tucker Bradley	Adeiny Hechavarria	John Rave	Brewer Hicklen	Clay Dungan	Tyler Gentry	Jermaine Palacios	Jose Briceño	Angelo Castellano
7/5	@ Gwinnett	L, 8-7 (10)	Samad Taylor	John Rave	Logan Porter	Nate Eaton	Tucker Bradley	Tyler Gentry	Adeiny Hechavarria	Brewer Hicklen	Angelo Castellano
7/7	@ Gwinnett	L, 9-6	Samad Taylor	John Rave	Logan Porter	Nate Eaton	Tucker Bradley	Tyler Gentry	Adeiny Hechavarria	Clay Dungan	Angelo Castellano
7/6	@ Gwinnett	W, 7-1	Samad Taylor	John Rave	Logan Porter	Nate Eaton	Tucker Bradley	Tyler Gentry	Brewer Hicklen	Jermaine Palacios	Paxton Wallace
7/9	@ Gwinnett	L, 8-1	Clay Dungan	Nate Eaton	John Rave	Logan Porter	Tucker Bradley	Tyler Gentry	Adeiny Hechavarria	Jose Briceño	Angelo Castellano
7/14	INDIANAPOLIS	L, 13-5	Clay Dungan	Nate Eaton	John Rave	Logan Porter	Tucker Bradley	Tyler Gentry	Brewer Hicklen	Jermaine Palacios	Angelo Castellano
7/15	INDIANAPOLIS	W, 8-3	Brewer Hicklen	Nick Loftin	John Rave	CJ Alexander	Nate Eaton	Nate Eaton	Adeiny Hechavarria	Jermaine Palacios	Angelo Castellano
7/16	INDIANAPOLIS	W, 11-4	Clay Dungan	Nick Loftin	John Rave	CJ Alexander	Tucker Bradley	Tyler Gentry	Tyler Gentry	Adeiny Hechavarria	Angelo Castellano
7/18	ST. PAUL	W, 1-0	Tucker Bradley	Nick Loftin	John Rave	Logan Porter	CJ Alexander	Nate Eaton	Tyler Gentry	Clay Dungan	Angelo Castellano
7/19	ST. PAUL										
7/20	ST. PAUL										
7/21	ST. PAUL										
7/22	ST. PAUL										
7/23	ST. PAUL										
7/25	@ Columbus										
7/26	@ Columbus										
7/27	@ Columbus										
7/28	@ Columbus										
7/29	@ Columbus										
7/30	@ Columbus										
8/1	@ Louisville										
8/2	@ Louisville										
8/3	@ Louisville										
8/4	@ Louisville										
8/5	@ Louisville										
8/6	@ Louisville										
8/8	IOWA										
8/9	IOWA										
8/10	IOWA										
8/11	IOWA										
8/12	IOWA										
8/13	IOWA										
8/15	@ Toledo										
8/16	@ Toledo										
8/17	@ Toledo										
8/18	@ Toledo										
8/19	@ Toledo										
8/20	@ Toledo										
8/22	ST. PAUL										
8/23	ST. PAUL										
8/24	ST. PAUL										
8/25	ST. PAUL										
8/26	ST. PAUL										
8/27	ST. PAUL										
8/29	LOUISVILLE										
8/30	LOUISVILLE										
8/31	LOUISVILLE										
9/1	LOUISVILLE										
9/2	LOUISVILLE										
9/3	LOUISVILLE										
9/5	@ Iowa										
9/6	@ Iowa										
9/7	@ Iowa										
9/8	@ Iowa										
9/9	@ Iowa										
9/10	@ Iowa										
9/12	INDIANAPOLIS										
9/13	INDIANAPOLIS										
9/14	INDIANAPOLIS										
9/15	INDIANAPOLIS										
9/16	INDIANAPOLIS										
9/17	INDIANAPOLIS										
9/19	@ Columbus										
9/20	@ Columbus			</							



DATE	OPPONENT	RESULT	IP	H	R	ER	BB	SO	2B	3B	HR	TB	AVG	WHIP	WP	BK	HB	GIDP	IBB	TBF	SV	SVO	ERA (SEASON)
3/31	@ Indianapolis	W 8-6	9.0	11	6	6	2	7	4	0	1	18	(.297)	(1.44)	0	1	2	1	0	40	1	1	6.00
4/1	@ Indianapolis	W 12-1	9.0	5	1	1	2	8	4	0	0	6	(.185)	(0.78)	0	1	1	1	0	31	0	0	3.50
4/2	@ Indianapolis	W 8-3	9.0	11	3	3	5	10	1	1	1	17	(.314)	(1.78)	0	0	0	3	0	40	0	0	3.33
4/4	TOLEDO	W 9-2	9.0	12	9	6	4	8	6	0	3	27	(.324)	(1.78)	0	0	0	0	0	41	0	0	4.75
4/5	TOLEDO	L 7-6	9.0	12	7	6	5	10	3	0	1	18	(.316)	(1.89)	1	0	0	2	0	43	0	1	5.00
4/6	TOLEDO	W 8-5	9.0	10	8	8	8	12	3	0	3	22	(.286)	(2.00)	0	0	0	1	0	44	0	0	5.50
4/7	TOLEDO	W 9-4	9.0	9	4	4	4	5	8	0	2	16	(.250)	(1.56)	1	0	1	0	0	42	0	0	5.29
4/8	TOLEDO	W 13-8	9.0	13	8	7	4	8	2	0	0	15	(.317)	(1.89)	0	1	2	1	0	47	0	0	5.50
4/9	TOLEDO	L 8-2	9.0	13	8	6	4	10	2	0	3	24	(.317)	(1.89)	0	0	1	1	0	46	0	0	5.56
4/11	@ Iowa	W 9-6	8.0	7	9	9	7	10	3	0	0	16	(.266)	(1.75)	0	0	1	0	0	39	1	1	5.97
4/12	@ Iowa	W 10-6	9.0	8	6	6	2	10	2	1	2	18	(.235)	(1.11)	0	0	1	1	0	37	0	0	5.97
4/13	@ Iowa	L 14-1	9.0	15	14	12	4	8	7	0	2	28	(.375)	(2.38)	0	0	2	0	0	46	0	0	6.54
4/14	@ Iowa	W 11-8	9.0	11	8	7	4	14	2	0	2	19	(.297)	(1.67)	1	0	2	0	1	45	1	1	6.57
4/18	GWINNETT	L 4-1	9.0	7	4	4	6	9	0	1	0	8	(.207)	(1.33)	0	0	0	0	0	39	0	0	6.39
4/19	GWINNETT	L 6-2	9.0	10	6	6	1	9	3	0	2	19	(.286)	(1.22)	0	0	0	1	0	36	0	0	6.36
4/20	GWINNETT	L 9-3	9.0	10	9	6	5	7	1	1	1	16	(.286)	(1.67)	2	0	0	1	0	41	0	0	6.34
4/21	GWINNETT	L 7-3	9.0	11	7	4	4	8	4	0	1	18	(.297)	(1.67)	4	1	0	2	0	42	0	0	6.20
4/22	GWINNETT	L 5-2	9.0	10	5	4	5	5	1	0	1	14	(.294)	(1.67)	0	0	2	1	0	42	0	0	6.08
4/23	GWINNETT	W 5-3	9.0	8	3	3	3	7	2	0	0	10	(.229)	(1.22)	2	0	0	1	0	39	1	1	5.91
4/25	@ Nashville	L 8-3	8.0	11	8	8	3	5	2	1	2	21	(.333)	(1.75)	0	0	0	0	0	38	0	0	6.05
4/26	@ Nashville	L 5-0	8.0	11	5	5	3	5	3	0	1	17	(.333)	(1.75)	0	0	0	0	0	37	0	0	6.03
4/27	@ Nashville	W 2-1	9.0	6	1	1	5	10	1	0	0	7	(.200)	(1.22)	0	0	1	1	0	36	1	1	5.80
4/28	@ Nashville	L 4-3	8.2	7	4	3	4	7	1	0	0	8	(.233)	(1.27)	0	0	0	3	0	34	0	0	5.68
4/29	@ Nashville	L 6-5 (10)	9.1	13	6	5	7	7	2	0	0	18	(.325)	(2.04)	0	0	1	0	0	48	0	1	5.65
4/30	@ Nashville	W 10-6	9.0	9	6	6	5	9	1	0	1	13	(.257)	(1.56)	3	0	1	0	0	42	0	1	5.66
5/2	LOUISVILLE	L 10-4	9.0	14	10	10	5	8	1	0	1	18	(.368)	(2.11)	3	0	0	0	0	45	0	0	5.83
5/3	LOUISVILLE	L 12-10	9.0	11	7	6	4	10	0	0	3	20	(.306)	(1.67)	0	0	1	1	0	41	0	0	5.84
5/4	LOUISVILLE	L 12-10	9.0	13	12	10	3	12	0	0	6	34	(.333)	(1.89)	0	0	0	1	1	43	0	0	6.09
5/5	LOUISVILLE	W 6-2	9.0	7	2	2	3	8	1	0	1	11	(.219)	(1.11)	0	0	0	0	0	36	1	1	5.85
5/6	LOUISVILLE	W 11-9	9.0	13	9	9	3	9	4	0	2	23	(.342)	(1.78)	0	0	1	0	0	42	1	1	5.95
5/7	LOUISVILLE	L 4-3	9.0	6	4	4	7	10	2	0	1	11	(.188)	(1.44)	1	1	0	0	0	39	0	1	5.89
5/9	@ Scranton/WB	L 14-2	8.0	18	14	13	5	6	4	0	4	34	(.486)	(2.88)	0	0	2	4	0	45	0	0	6.14
5/10	@ Scranton/WB	L 4-3	8.0	4	4	4	8	9	0	0	1	8	(.160)	(1.50)	0	0	1	2	0	34	0	0	5.84
5/11	@ Scranton/WB	W 4-3 (11)	11.0	8	3	3	6	15	3	0	0	11	(.216)	(1.27)	1	0	1	1	2	44	0	1	5.96
5/12	@ Scranton/WB	W 3-2	9.0	4	2	2	5	8	0	0	1	7	(.133)	(1.00)	0	0	0	0	0	35	1	1	5.85
5/13	@ Scranton/WB	L 8-6	8.1	10	8	8	7	7	1	0	2	17	(.333)	(2.04)	1	0	1	2	0	38	0	1	5.92
5/14	@ Scranton/WB	W 6-2	9.0	9	3	3	5	13	1	0	2	16	(.250)	(1.56)	0	0	0	0	0	41	1	2	5.84
5/16	TOLEDO	W 8-2	9.0	12	9	7	3	11	3	0	3	24	(.308)	(1.67)	2	0	0	1	0	42	0	0	5.87
5/17	TOLEDO	W 16-8	9.0	14	8	8	2	14	2	0	3	25	(.341)	(1.78)	1	0	0	0	0	43	0	0	5.92
5/18	TOLEDO	W 9-0	9.0	3	0	0	4	7	1	0	0	4	(.107)	(0.78)	1	0	1	2	0	33	0	0	5.70
5/19	TOLEDO	W 9-1	9.0	6	1	0	4	7	2	0	0	8	(.188)	(1.11)	1	0	0	1	0	36	0	0	5.63
5/20	TOLEDO	W 4-1	9.0	8	4	4	1	8	0	0	0	5	(.179)	(1.44)	0	0	0	0	0	38	0	0	5.64
5/21	TOLEDO	W 8-4	9.0	15	4	4	1	6	6	0	2	27	(.385)	(1.78)	0	0	2	2	0	42	0	0	5.56
5/23	@ St. Paul	W 6-1	9.0	6	1	1	2	7	1	0	0	7	(.182)	(0.89)	0	0	0	0	0	35	0	0	5.45
5/24	@ St. Paul	L 6-5	8.0	9	6	6	6	13	2	1	0	11	(.273)	(1.88)	0	0	0	0	0	39	0	0	5.48
5/25	@ St. Paul	L 8-6	8.0	10	8	8	4	9	3	1	1	18	(.313)	(1.88)	0	0	0	0	0	38	0	0	5.48
5/26	@ St. Paul	W 9-4	9.0	8	4	4	7	7	0	0	1	12	(.250)	(1.67)	0	0	1	1	0	40	1	1	5.48
5/27	@ St. Paul	L 14-1	8.0	16	14	11	6	12	2	1	2	26	(.381)	(2.75)	0	0	0	0	0	48	0	0	5.58
5/28	@ St. Paul	L 10-6	8.0	9	10	6	3	7	1	0	2	16	(.290)	(1.50)	0	0	1	0	0	36	0	1	5.60
5/30	MEMPHIS	W 7-6	9.0	6	6	6	9	8	1	0	2	13	(.194)	(1.67)	0	0	0	1	0	41	1	1	5.61
5/31	MEMPHIS	L 9-4	9.0	11	9	8	4	10	1	0	6	30	(.282)	(1.67)	1	0	0	0	0	44	0	0	5.64
6/1	MEMPHIS	L 12-6	9.0	11	12	12	11	8	2	0	3	22	(.297)	(2.44)	0	0	0	1	0	48	0	0	5.76
6/2	MEMPHIS	W 10-9 (10)	10.0	12	9	7	7	10	2	0	1	17	(.300)	(1.90)	0	0	0	3	0	48	0	1	5.77
6/4	MEMPHIS	L 4-2	9.0	6	4	3	1	9	1	0	1	10	(.176)	(0.78)	2	0	0	0	0	35	0	0	5.72
6/6	@ Indianapolis	L 6-5	9.0	9	6	6	7	11	2	1	0	13	(.257)	(1.78)	1	0	0	1	0	42	0	1	5.73
6/7	@ Indianapolis	W 9-7	9.0	10	7	7	4	13	3	1	1	18	(.286)	(1.56)	0	0	0	1	0	39	0	0	5.68
6/8	@ Indianapolis	W 15-7	9.0	11	7	7	8	7	3	0	1	17	(.306)	(2.11)	0	0	0	1	0	44	0	0	5.70
6/9	@ Indianapolis	W 6-2	9.0	8	2	2	1	12	1	0	1	12	(.216)	(1.00)	0	0	0	0	0	38	0	0	5.64
6/10	@ Indianapolis	W 9-5	9.0	8	5	5	10	11	1	0	9	24	(.282)	(1.67)	1	0	0	0	0	44	1	1	5.66
6/13	COLUMBUS	W 6-5	9.0	9	5	5	6	10	3	0	1	15	(.250)	(1.67)	1	0	1	0	0	43	1	2	5.62
6/14	COLUMBUS	W 6-1	9.0	4	1	1	6	11	0	0	0	4	(.133)	(1.11)	0	0	1	0	0	38	0	0	5.54
6/15	COLUMBUS	W 4-2	9.0	5	2	2	1	4	0	0	2	11	(.161)	(0.67)	0	0	1	1	0	33	1	1	5.49
6/16	COLUMBUS	W 4-1	8.0	6	1	1	3	6	0	0	0	6	(.194)	(1.00)	0	0	0	3	0	34	0	0	5.42
6/17	COLUMBUS	W 13-4	9.0	11	4	4	4	7	1	0	0	18	(.297)	(1.67)	1	0	0	1	0	41	0	0	5.67
6/18	COLUMBUS	W 6-4	9.0	6	4	4	5	9	2	1	0	10	(.194)	(1.22)	2	0	0	0	0	37	1	1	5.37
6/20	@ Rochester	L 5-4	8.0	7	5	5	5	13	1	0	1	11	(.233)	(1.50)	1	1	1	0	0	36	0	1	5.38
6/21	@ Rochester	W 7-3	9.0	7	3	2	2	8	1	0	1	11	(.219)	(1.00)	1	0	0	0	0	36	0	0	5.33
6/22	@ Rochester	W 8-4	9.0	8	4	4	5	7	1	0	3	18	(.229)	(1.44)	1	0	0	0	0	40	0	0	5.31
6/23	@ Rochester	W 4-2	9.0	5	2	1	5	7	1	1	0	8	(.167)	(1.11)	0	0	2	2	0	38	1	1	5.24
6/24	@ Rochester	L 3-2	8.1	9	3	3	5	8	4	0	1	16	(.273)	(1.68)	1	0	0	0	1	39	0	0	5.22
6/25	@ Rochester	W 7-3																					



#	OPPONENT	RESULT	AB	R	H	TB	2B	3B	HR	XBH	RBI	BB	IBB	SO	SB	CS	HBP	SAC	SF	GDP	LOB	AVG (SEASON)	
3/31	@ Indianapolis	W 8-6	40	8	12	16	2	1	0	3	8	12	9	0	10	3	0	0	0	0	0	14	300
4/1	@ Indianapolis	W 10-1	42	12	16	24	2	0	2	4	12	9	0	10	3	0	0	0	0	0	0	11	341
4/2	@ Indianapolis	W 8-3	39	8	12	22	1	0	3	4	8	4	0	5	2	0	1	0	0	0	9	331	
4/4	TOLEDO	L 9-2	29	2	6	12	1	1	1	3	2	6	0	10	2	0	0	0	0	4	6	307	
4/5	TOLEDO	L 7-6	34	6	8	18	1	0	3	4	6	4	0	10	1	1	0	0	0	1	6	293	
4/6	TOLEDO	L 8-5	32	5	7	15	0	1	2	3	3	3	0	12	2	1	0	0	0	1	4	282	
4/7	TOLEDO	W 9-4	34	9	12	18	3	0	1	4	8	4	0	11	0	0	0	0	1	1	6	292	
4/8	TOLEDO	W 13-8	36	13	12	26	2	0	4	6	13	5	0	9	0	0	0	0	0	0	4	297	
4/9	TOLEDO	L 8-2	33	2	6	11	2	0	1	3	2	1	0	12	0	0	2	0	0	0	12	285	
4/19	@ Iowa	L 6-2	38	6	10	20	4	0	2	6	6	3	0	6	0	0	2	0	0	0	6	283	
4/12	@ Iowa	W 10-6	38	10	12	29	5	0	4	9	10	3	0	9	1	1	0	0	0	0	5	286	
4/13	@ Iowa	L 14-1	31	1	6	12	3	0	1	4	1	1	0	4	0	0	0	0	0	1	4	279	
4/14	@ Iowa	W 11-8	38	11	11	14	3	0	0	3	10	7	0	7	5	1	2	0	1	0	10	280	
4/18	GWINNETT	L 4-1	31	1	7	10	3	0	0	3	1	3	0	7	0	1	1	0	0	1	8	277	
4/19	GWINNETT	L 6-2	31	2	6	14	2	0	2	4	2	3	0	7	2	2	0	0	0	1	5	272	
4/20	GWINNETT	L 8-3	27	3	3	4	1	0	0	1	3	11	0	10	2	0	0	0	2	1	10	264	
4/21	GWINNETT	L 7-3	35	3	9	13	1	0	1	2	3	4	0	8	1	0	0	0	0	1	9	264	
4/22	GWINNETT	L 5-2	27	2	4	8	1	0	1	2	2	4	0	7	0	1	0	0	0	3	2	259	
4/23	GWINNETT	W 5-3	31	5	12	15	3	0	0	3	3	3	0	7	6	0	1	0	0	0	6	265	
4/25	@ Nashville	L 8-3	29	3	5	6	1	0	0	3	3	3	0	12	0	0	1	0	0	2	3	261	
4/26	@ Nashville	L 5-0	30	0	4	5	1	0	0	1	0	2	0	7	3	0	0	0	0	2	5	255	
4/27	@ Nashville	W 2-1	33	2	8	13	2	0	1	3	2	2	0	11	2	0	1	0	0	1	7	255	
4/28	@ Nashville	L 4-3	30	3	5	8	1	0	0	1	0	2	0	9	3	1	0	0	0	1	3	251	
4/29	@ Nashville	L 6-3 (10)	37	5	8	15	4	0	0	4	7	3	0	7	3	0	1	0	0	2	6	250	
4/30	@ Nashville	L 10-4	34	10	11	23	3	0	3	6	10	3	0	7	3	0	1	1	0	3	1	253	
5/2	LOUISVILLE	L 10-4	33	4	6	9	1	1	0	2	4	7	0	10	0	1	1	0	0	1	10	250	
5/3	LOUISVILLE	L 7-4	34	4	10	13	3	0	0	3	4	2	0	6	0	0	0	0	0	3	5	252	
5/4	LOUISVILLE	L 12-10	40	10	11	17	3	0	1	4	8	4	0	6	6	0	0	0	1	0	3	253	
5/5	LOUISVILLE	W 5-2	30	6	5	12	2	0	2	3	6	0	0	10	2	0	0	0	0	1	0	250	
5/6	LOUISVILLE	W 11-9	31	6	12	16	1	0	1	2	10	6	0	6	2	1	4	1	1	0	8	254	
5/7	LOUISVILLE	L 4-3	35	3	8	17	1	1	2	4	3	2	0	10	2	0	0	0	0	0	7	253	
5/9	@ Scranton/WB	L 14-2	31	2	4	8	1	1	1	2	1	0	0	5	0	0	0	0	0	1	2	250	
5/10	@ Scranton/WB	L 4-3	30	3	5	11	1	1	1	2	3	7	0	8	3	1	1	0	0	1	9	248	
5/11	@ Scranton/WB	W 4-3 (11)	36	4	4	8	1	0	1	2	3	4	0	9	8	0	1	0	0	2	6	251	
5/12	@ Scranton/WB	W 3-2	32	3	8	10	2	0	0	2	3	2	0	7	1	1	0	0	1	0	5	243	
5/13	@ Scranton/WB	L 8-6	37	6	14	21	4	0	1	5	6	1	0	8	3	1	1	0	0	6	6	248	
5/14	@ Scranton/WB	W 6-3	33	6	7	20	2	1	3	6	5	6	0	13	2	1	0	0	0	0	6	247	
5/15	TOLEDO	L 9-2	36	9	10	19	1	0	2	5	7	10	0	9	3	0	0	0	0	1	8	249	
5/17	TOLEDO	W 16-8	41	16	18	34	7	0	3	10	15	5	0	9	3	0	2	0	0	1	8	253	
5/18	TOLEDO	W 9-0	36	9	14	20	3	0	1	4	9	4	0	6	0	0	1	0	0	1	8	256	
5/19	TOLEDO	W 9-7	32	9	12	18	4	1	0	5	8	1	0	7	5	1	0	0	1	1	9	259	
5/20	TOLEDO	L 4-1	29	2	2	2	0	0	0	1	7	0	0	16	2	0	0	0	0	0	8	255	
5/21	TOLEDO	W 6-1	35	8	12	28	2	0	1	4	7	7	0	6	2	0	0	0	0	1	7	258	
5/23	@ St. Paul	L 6-5	35	6	10	18	2	0	1	6	6	4	0	11	0	0	0	0	0	1	2	7	258
5/24	@ St. Paul	L 6-5	38	5	11	15	1	0	1	2	5	6	0	12	1	1	0	0	0	1	12	259	
5/25	@ St. Paul	L 8-6	36	6	10	16	3	0	1	4	5	7	0	6	6	0	2	0	0	1	12	259	
5/26	@ St. Paul	W 6-5	32	6	8	9	1	0	0	1	3	8	0	7	9	1	1	0	0	2	8	259	
5/27	@ St. Paul	L 6-1	38	1	6	9	0	0	0	1	3	8	0	8	7	2	1	0	0	4	8	258	
5/28	@ St. Paul	L 10-6	34	6	11	12	1	0	0	1	5	3	0	5	2	0	0	0	0	4	4	260	
5/30	MEMPHIS	W 7-6	34	7	12	24	4	1	2	7	5	2	0	5	0	2	1	0	0	1	6	261	
5/31	MEMPHIS	L 9-4	37	4	9	20	0	0	0	0	3	1	0	10	3	0	1	0	0	1	8	261	
6/1	MEMPHIS	L 12-6	34	9	9	20	4	0	3	6	6	10	0	10	1	0	1	0	0	2	8	261	
6/2	MEMPHIS	W 10-9 (10)	40	10	13	20	4	0	1	5	9	3	0	8	4	1	0	2	1	0	8	263	
6/3	MEMPHIS	L 4-2	31	2	6	7	1	0	0	1	1	6	0	11	0	0	0	0	0	1	8	261	
6/4	MEMPHIS	L 6-5	37	5	12	13	1	0	0	1	4	2	0	8	2	0	0	0	0	2	11	263	
6/6	@ Indianapolis	W 6-2	32	4	8	13	2	0	1	3	4	2	0	5	2	0	0	0	0	1	5	262	
6/7	@ Indianapolis	W 7-5	33	9	10	16	3	0	1	4	9	10	0	7	5	0	1	0	1	2	10	263	
6/8	@ Indianapolis	W 15-7	36	15	12	18	3	0	1	4	15	11	0	11	4	0	0	0	3	0	8	264	
6/9	@ Indianapolis	W 6-2	39	6	13	19	3	0	1	4	6	0	0	8	2	0	1	0	0	1	7	266	
6/10	@ Indianapolis	W 9-5	37	9	12	18	3	0	1	4	8	10	1	8	5	0	1	0	0	1	13	267	
6/13	COLUMBUS	W 6-4	29	6	7	14	1	0	2	3	6	4	0	7	2	0	1	0	0	1	4	266	
6/14	COLUMBUS	W 6-1	26	4	5	16	2	0	3	5	6	0	0	7	2	0	1	1	0	1	0	265	
6/15	COLUMBUS	W 4-2	29	4	6	8	0	1	0	1	4	3	0	8	2	0	1	0	1	0	6	265	
6/16	COLUMBUS	W 4-1	30	4	10	18	5	0	1	6	4	3	0	7	0	1	0	0	0	1	5	266	
6/17	COLUMBUS	W 13-4	37	13	15	23	2	0	2	4	13	9	0	10	0	0	0	0	0	1	10	268	
6/18	COLUMBUS	L 6-4	34	6	13	23	4	0	2	6	6	1	0	7	1	0	2	0	0	1	7	270	
6/20	@ Rochester	L 5-4	31	4	7	8	1	0	0	1	4	7	0	10	0	2	0	0	1	1	8	269	
6/21	@ Rochester	W 7-3	35	7	10	13	3	0	0	3	6	6	0	8	0	0	0	0	0	2	7	269	
6/22	@ Rochester	W 7-3	37	8	11	16	2	0	1	3	7	3	0	12	2	0	1	0	0	1	6	270	
6/23	@ Rochester	W 4-2	33	4	7	12	2	0	1	3	3	2	0	8	0	0	0	0	0	0	6	269	
6/24	@ Rochester	L 5-2	30	2	5	11	1	1	1	3	2	6	0	11	1	0	1	0	0	1	8	268	
6/25	@ Rochester	W 7-3	33	7	9	10	1	0	0	1	6	7	0	10	3	1	0	0	2	1	8	268	
6/28	IOWA	L 9-2	30	2	5	6	1	0	0	1	2	3	0	9	1	0	0	1	0	1	5	267	
6/29	IOWA	W 8-3	34	8	12	28	5	1	0	3	9	8	7	1	12	1	1	0	0	1	10	268	
6/30	IOWA	L 6-5	37	5	9	13	0	0	3	3	4	0	0	12	1	0	1	0	0	3	7	267	
7/1	IOWA	W 11-1 (7)	31	11	16	27	5	0	2	7	11	3	0	7	1	0	1	0	0	2	6	270	
7/2	IOWA	L 6-2 (7)	26	2	6	11	2	0	1	3	1	0	0	7	1	1	0	0	0	0	3	270	
7/3	IOWA	L 7-6	32	6	5	9	1	0	1	2	5	6	0	11	0	0	0	0	0	0	5	269	
7/4	@ Gwinnett	L 3-1	29	1	3	4	1	0	0	1	2	0	0	9	2	1	0	0					



## HITTING

SERIES	OPPONENT	DATES	AVG	G	AB	R	H	TB	2B	3B	HR	RBI	BB	IBB	SO	SB	CS	OBP	SLG	OPS	PA	SAC	SF	HBP	GIDP
SERIES 1	@ Indianapolis	3/31 - 4/2	.331	3	121	28	40	62	5	1	5	28	19	0	27	10	0	.420	.512	.932	143	0	2	1	0
SERIES 2	TOLEDO	4/4 - 4/9	.258	6	198	37	51	100	9	2	12	34	28	0	61	5	2	.355	.505	.860	231	0	2	3	7
SERIES 3	@ Iowa	4/11 - 4/16	.269	4	145	28	39	75	15	0	7	27	12	0	26	6	2	.335	.517	.852	161	0	1	3	1
SERIES 4	GWINNETT	4/18 - 4/23	.225	6	182	16	41	64	11	0	4	16	29	0	50	11	3	.330	.352	.682	215	0	3	1	7
SERIES 5	@ Nashville	4/25 - 4/30	.212	6	193	23	41	67	11	0	5	21	20	0	52	11	1	.292	.347	.639	220	1	3	3	9
SERIES 6	LOUISVILLE	5/2 - 5/7	.256	6	203	38	52	84	10	2	6	35	24	0	48	13	2	.349	.414	.763	236	1	2	6	4
SERIES 7	@ Scranton/WB	5/9 - 5/14	.211	6	199	24	42	78	11	2	7	20	20	0	50	12	4	.290	.392	.682	224	0	2	3	3
SERIES 8	TOLEDO	5/16 - 5/21	.321	6	209	45	67	112	17	2	8	42	38	0	56	14	1	.433	.536	.969	252	0	1	4	5
SERIES 9	@ St. Paul	5/23 - 5/28	.276	6	203	30	56	79	11	0	4	26	35	0	49	16	4	.391	.389	.780	243	0	1	4	14
SERIES 10	MEMPHIS	5/30 - 6/4	.286	6	213	34	61	93	12	1	6	28	24	0	52	10	3	.365	.437	.802	243	2	1	3	7
SERIES 11	@ Indianapolis	6/6 - 6/11	.311	5	177	43	55	84	14	0	5	42	33	1	39	21	1	.414	.475	.889	221	1	7	3	3
SERIES 12	COLUMBUS	6/13 - 6/18	.303	6	185	39	56	102	14	1	10	39	26	0	49	7	1	.397	.551	.948	220	1	3	5	4
SERIES 13	@ Rochester	6/20 - 6/25	.246	6	199	32	49	70	10	1	3	28	31	0	59	6	3	.349	.352	.701	237	2	3	2	6
SERIES 14	IOWA	6/28 - 7/3	.279	6	190	34	53	93	17	1	7	30	23	1	57	5	2	.364	.489	.853	218	1	1	3	4
SERIES 15	@ Gwinnett	7/4 - 7/9	.250	5	168	22	42	73	12	2	5	21	20	0	44	10	3	.325	.435	.760	191	0	3	0	3
SERIES 16	INDIANAPOLIS	7/14 - 7/16	.280	3	107	17	30	56	2	0	8	16	12	0	24	1	0	.364	.523	.887	121	0	0	2	1
SERIES 17	ST. PAUL	7/18 - 7/23																							
SERIES 18	@ Columbus	7/25 - 7/30																							
SERIES 19	@ Louisville	8/1 - 8/6																							
SERIES 20	IOWA	8/8 - 8/13																							
SERIES 21	@ Toledo	8/15 - 8/20																							
SERIES 22	ST. PAUL	8/22 - 8/27																							
SERIES 23	LOUISVILLE	8/29 - 9/3																							
SERIES 24	@ Iowa	9/5 - 9/10																							
SERIES 25	INDIANAPOLIS	9/12 - 9/17																							
SERIES 26	@ Columbus	9/19 - 9/24																							

## PITCHING

SERIES	OPPONENT	DATES	W	L	ERA	G	GS	CG	SHO	GF	HLD	SV	SVO	IP	H	R	ER	HR	HB	BB	IBB	SO	AVG	WP	BK	GIDP
SERIES 1	@ Indianapolis	3/31 - 4/2	3	0	3.33	3	3	0	0	3	0	1	1	27.0	27	10	10	2	3	9	0	25	.273	0	1	9
SERIES 2	TOLEDO	4/4 - 4/9	2	4	6.67	6	6	0	0	6	0	0	1	54.0	69	44	40	11	4	30	0	56	.303	2	1	6
SERIES 3	@ Iowa	4/11 - 4/16	2	2	9.00	4	4	0	0	4	2	1	1	34.0	41	37	34	8	6	17	1	42	.289	1	0	1
SERIES 4	GWINNETT	4/18 - 4/23	1	5	4.50	6	6	0	0	6	3	1	1	54.0	55	34	27	5	2	24	0	39	.268	10	1	6
SERIES 5	@ Nashville	4/25 - 4/30	2	4	4.85	6	6	0	0	6	6	1	4	52.0	57	30	28	5	3	26	0	43	.284	3	0	4
SERIES 6	LOUISVILLE	5/2 - 5/7	2	4	6.83	6	6	0	0	6	3	2	3	54.0	64	44	41	14	2	26	0	53	.298	4	1	2
SERIES 7	@ Scranton/WB	5/9 - 5/14	3	3	5.57	6	6	0	0	6	7	2	5	53.1	53	34	33	10	5	36	2	58	.272	3	0	9
SERIES 8	TOLEDO	5/16 - 5/21	4	2	3.83	6	6	0	1	6	3	0	0	54.0	55	26	23	8	5	22	0	55	.266	5	0	7
SERIES 9	@ St. Paul	5/23 - 5/28	2	4	5.94	6	6	0	0	6	1	1	3	50.0	58	43	33	6	3	29	0	51	.286	0	0	2
SERIES 10	MEMPHIS	5/30 - 6/4	2	4	6.71	6	6	0	0	6	4	1	3	55.0	55	46	41	13	0	39	0	56	.255	4	0	6
SERIES 11	@ Indianapolis	6/6 - 6/11	5	0	4.60	5	5	0	0	5	2	2	2	45.0	44	23	23	3	1	29	0	55	.254	1	0	4
SERIES 12	COLUMBUS	6/13 - 6/18	6	0	2.83	6	6	0	0	6	6	3	4	54.0	41	17	17	5	3	25	0	47	.209	4	0	5
SERIES 13	@ Rochester	6/20 - 6/25	4	2	3.10	6	6	0	0	6	7	1	2	52.1	46	20	18	7	3	26	1	51	.234	4	1	2
SERIES 14	IOWA	6/28 - 7/3	2	4	5.58	6	6	0	0	6	1	0	1	50.0	41	32	31	10	0	31	0	58	.225	1	0	5
SERIES 15	@ Gwinnett	7/4 - 7/9	1	4	5.14	5	5	0	0	5	1	1	4	42.0	35	29	24	5	3	27	1	41	.227	1	0	3
SERIES 16	INDIANAPOLIS	7/14 - 7/16	1	2	9.00	3	3	0	0	3	0	0	0	27.0	36	27	27	8	1	22	1	30	.330	2	0	3
SERIES 17	ST. PAUL	7/18 - 7/23																								
SERIES 18	@ Columbus	7/25 - 7/30																								
SERIES 19	@ Louisville	8/1 - 8/6																								
SERIES 20	IOWA	8/8 - 8/13																								
SERIES 21	@ Toledo	8/15 - 8/20																								
SERIES 22	ST. PAUL	8/22 - 8/27																								
SERIES 23	LOUISVILLE	8/29 - 9/3																								
SERIES 24	@ Iowa	9/5 - 9/10																								
SERIES 25	INDIANAPOLIS	9/12 - 9/17																								
SERIES 26	@ Columbus	9/19 - 9/24																								

**SERIES WINS: 5** (2 at Home, 3 on Road)

**SERIES LOSSES: 9** (6 at Home, 3 on Road)

**SERIES SPLITS: 2** (2 on Road)



## STARTING PITCHERS

[illegible]

## RELIEVERS

SERIES	OPPONENT	DATES	W	L	ERA	G	HLD	SV	SVO	IP	H	R	ER	2B	3B	HR	TB	BB	IBB	SO	WHIP	AVG	HBP	WP	BK	GDP	K/BB	NP	NS	TBF	IR	RS
SERIES 1	@ Indianapolis	3/31 - 4/2	3	0	1.13	3	0	1	1	16.0	14	2	2	4	0	0	18	5	0	12	1.19	.255	1	0	1	7	2.40	218	132	61	1	1
SERIES 2	TOLEDO	4/4 - 4/9	1	1	8.16	6	0	0	1	28.2	38	28	26	9	1	7	70	18	0	34	1.95	.314	4	1	1	3	1.89	579	345	143	7	5
SERIES 3	@ Iowa	4/11 - 4/16	2	0	4.15	4	2	1	1	21.2	21	13	10	8	1	1	34	7	1	26	1.29	.244	5	1	0	0	3.71	374	229	99	4	4
SERIES 4	GWINNETT	4/18 - 4/23	0	3	6.00	6	3	1	1	21.0	26	17	14	5	0	3	40	10	0	18	1.71	.299	2	7	1	1	1.80	379	235	102	5	4
SERIES 5	@ Nashville	4/25 - 4/30	1	2	4.29	6	6	1	4	21.0	25	12	10	2	0	1	30	15	0	23	1.90	.298	2	2	0	2	1.53	414	237	103	14	3
SERIES 6	LOUISVILLE	5/2 - 5/7	1	1	5.47	6	3	2	3	26.1	27	19	16	4	0	4	43	17	0	32	1.67	.267	1	4	1	1	1.88	489	293	121	9	5
SERIES 7	@ Scranton/WB	5/9 - 5/14	2	2	5.28	6	7	2	5	29.0	25	18	17	2	0	5	42	21	2	34	1.59	.248	3	3	0	7	1.62	538	318	126	12	3
SERIES 8	TOLEDO	5/16 - 5/21	3	1	2.54	6	3	0	0	28.1	23	11	8	5	0	2	34	10	0	35	1.16	.221	4	3	0	3	3.50	503	303	119	10	3
SERIES 9	@ St. Paul	5/23 - 5/28	0	3	9.00	6	1	1	3	23.0	32	33	23	5	2	6	59	19	0	30	2.22	.317	3	0	0	0	1.58	498	285	124	8	5
SERIES 10	MEMPHIS	5/30 - 6/4	1	2	7.56	6	4	1	3	25.0	22	23	21	3	0	3	34	25	0	27	1.88	.227	0	2	0	3	1.08	528	308	123	18	9
SERIES 11	@ Indianapolis	6/6 - 6/11	2	0	3.86	5	2	2	2	21.0	20	9	9	3	0	0	23	16	0	28	1.71	.250	0	1	0	2	1.75	388	237	98	14	2
SERIES 12	COLUMBUS	6/13 - 6/18	2	0	3.47	6	6	3	4	23.1	18	9	9	4	1	0	24	12	0	31	1.29	.207	1	3	0	0	2.58	385	252	101	9	3
SERIES 13	@ Rochester	6/20 - 6/25	1	2	3.47	6	7	1	2	23.1	17	9	9	4	1	2	29	19	1	26	1.54	.198	2	3	0	0	1.37	429	255	108	5	0
SERIES 14	IOWA	6/28 - 7/3	2	2	5.63	6	1	0	1	24.0	17	16	15	2	0	4	31	19	0	30	1.50	.198	0	1	0	2	1.58	434	247	107	12	2
SERIES 15	@ Gwinnett	7/4 - 7/9	0	4	9.43	5	1	1	4	21.0	20	27	22	4	0	5	39	21	1	17	1.95	.250	3	1	0	1	0.81	410	227	105	12	7
SERIES 16	INDIANAPOLIS	7/14 - 7/16	1	1	8.24	3	0	0	0	19.2	25	18	18	6	0	5	46	15	1	26	2.03	.316	0	2	0	1	1.73	388	235	96	4	1
SERIES 17	ST. PAUL	7/18 - 7/23																														
SERIES 18	@ Columbus	7/25 - 7/30																														
SERIES 19	@ Louisville	8/1 - 8/6																														
SERIES 20	IOWA	8/8 - 8/13																														
SERIES 21	@ Toledo	8/15 - 8/20																														
SERIES 22	ST. PAUL	8/22 - 8/27																														
SERIES 23	LOUISVILLE	8/29 - 9/3																														
SERIES 24	@ Iowa	9/5 - 9/10																														
SERIES 25	INDIANAPOLIS	9/12 - 9/17																														
SERIES 26	@ Columbus	9/19 - 9/24																														



## 2023 STORM CHASER QUALITY STARTS (14)

STARTER (# IN 2023)	GAME	DEC	IP	H	R	ER	HR	HB	BB	IBB	SO	WP	BK	GIDP	TBF	% K/BF	NP-S	S%	FPS	FPS%	P/IP	CATCHER	
1.	Jonathan Heasley (1)	4/7 vs. Toledo	W	6.0	6	2	2	1	0	2	0	5	0	0	0	26	19.2%	92 - 61	66.30%	19	73.08%	15.33	Fermin
2.	Mike Mayers (1)	4/18 vs. Gwinnett	—	6.0	3	1	1	0	0	2	0	2	0	0	0	23	8.7%	82 - 54	65.85%	13	56.52%	13.67	Fermin
3.	Jonathan Heasley (2)	4/19 vs. Gwinnett	L	7.0	7	3	3	1	0	0	0	7	0	0	1	26	26.9%	95 - 60	63.16%	15	57.69%	13.57	Porter
4.	Austin Cox (1)	4/27 @ Nashville	W	6.0	4	0	0	0	0	3	0	5	0	0	1	22	22.7%	101 - 62	61.39%	12	54.55%	16.83	Reetz
5.	Drew Parrish (1)	4/28 @ Nashville	—	6.0	1	0	0	0	0	2	0	5	0	0	1	20	25.0%	90 - 56	62.22%	6	30.00%	15.00	Porter
6.	Mike Mayers (2)	5/5 vs. Louisville	W	6.0	4	1	1	1	0	1	0	5	0	0	0	22	22.7%	79 - 55	69.62%	14	63.64%	13.17	Reetz
7.	Daniel Lynch (1)	5/23 @ St. Paul	W	6.0	3	0	0	0	0	0	0	5	0	0	0	21	23.8%	61 - 47	77.05%	14	66.67%	10.17	Porter
8.	Max Castillo (1)	5/28 @ St. Paul	—	6.0	4	1	1	0	0	0	0	4	0	0	0	21	19.0%	69 - 46	66.67%	12	57.14%	11.50	Reetz
9.	Max Castillo (2)	6/9 @ Indianapolis	W	6.0	4	1	1	1	0	1	0	8	0	0	0	25	32.0%	89 - 61	68.54%	16	64.00%	14.83	Reetz
10.	Jonathan Heasley (3)	6/13 vs. Columbus	—	6.0	5	2	2	1	0	2	0	4	1	0	0	25	16.0%	93 - 57	61.29%	15	60.00%	15.50	Reetz
11.	Max Castillo (3)	6/15 vs. Columbus	W	6.0	4	2	2	2	1	0	0	0	0	0	1	21	0.0%	75 - 51	68.00%	14	66.67%	12.50	Porter
12.	Anthony Veneziano (1)	6/16 vs. Columbus	W	6.1	3	0	0	0	0	3	0	2	0	0	3	23	8.7%	87 - 56	64.37%	14	60.87%	13.74	Briceño
13.	Max Castillo (4)	6/30 vs. Iowa	—	6.0	3	3	3	2	0	3	0	2	0	0	1	23	8.7%	89 - 52	58.43%	14	60.87%	14.83	Briceño
14.	Ryan Yarbrough (1)	7/4 @ Gwinnett	—	6.0	3	0	0	0	0	1	0	6	0	0	1	21	28.6%	81 - 50	61.73%	14	66.67%	13.50	Briceño

## 2023 REHAB ASSIGNMENTS WITH OMAHA

### HITTING

PLAYER	DATES	AVG	G	AB	R	H	TB	2B	3B	HR	RBI	BB	IBB	SO	SB	CS	OBP	SLG	OPS	PA	SAC	SF	HBP	SF	HBP
Drew Waters	May 9 - 24	.327	13	52	12	17	33	6	2	2	6	6	0	13	2	0	.397	.635	1.032	58	0	0	0	3	0
Nicky Lopez	May 16 - 20	.300	3	10	1	3	4	1	0	0	1	3	0	1	1	0	.462	.400	.862	13	0	0	0	0	0
Kyle Isbel	June 13 - 25	.290	9	31	7	9	17	2	0	2	6	6	0	6	0	0	.405	.548	.953	37	0	0	0	2	0
Michael Massey	June 30 - July 3	.182	3	11	2	2	3	1	0	0	0	1	0	3	0	0	.250	.273	.523	12	0	0	0	0	0

### PITCHING

PLAYER	DATES	W	L	ERA	G	GS	CG	SHO	GF	HLD	SV	SVO	IP	H	R	ER	HR	HB	BB	IBB	SO	AVG	WP	BK	GIDP	TBF
Daniel Lynch	May 7 - 23	2	0	3.50	4	4	0	0	0	0	0	0	18.0	19	7	7	3	0	3	0	18	.264	1	0	0	75
Amir Garrett	June 22 - 28	0	0	10.13	3	0	0	0	0	1	0	0	2.2	3	3	3	1	0	5	0	2	.273	1	0	0	16
Ryan Yarbrough	June 24 - July 4	0	0	1.23	3	3	0	0	0	0	0	0	14.2	9	2	2	1	0	2	0	18	.176	0	0	1	53
Brad Keller	June 28 - July 16	0	3	21.00	6	2	0	0	0	0	0	0	6.0	10	16	14	1	1	17	0	4	.417	1	0	1	45
Angel Zerpa	June 28 - July 14	0	2	7.31	4	4	0	0	0	0	0	0	16.0	21	13	13	4	1	9	0	16	.318	0	0	1	76