



**SOD
POODLES
BASEBALL
CLUB**

NEWS & NOTES

HODGETOWN

715 S. BUCHANAN ST

AMARILLO, TEXAS 79101

806-803-7762

TWITTER: @SODPOODLES

Sod Poodles PR Department: Director, Cory Hilborne - CoryH@SodPoodles.com, 806-803-9614

Springfield Cardinals (37-39, 3-4)
RHP Connor Lunn (3-5, 4.91 ERA)

VS.

Amarillo Sod Poodles (39-37, 5-2)
RHP Peter Solomon (0-0, 5.00 ERA)

Wednesday, July 5, 2023 • 6:35 PM CT • Hammons Field • Radio: KVWE-102.9 FM • Game 77 • Road Game 41

UPCOMING GAMES

DAY	DATE	OPPONENT	PROBABLE PITCHERS	TIME (CT)	RADIO
Thurs	July 6	at SPR	RHP Logan Gragg (2-4, 5.35 ERA) vs. RHP Luke Albright (5-2, 5.64 ERA)	7:05 PM	KVWE-102.9 FM
Fri	July 7	at SPR	RHP Wilfredo Pereira (5-4, 3.91 ERA) vs. RHP Jamison Hill (2-4, 5.28 ERA)	7:05 PM	KVWE-102.9 FM
Sat	July 8	at SPR	LHP Kenny Hernandez (7-2, 5.96 ERA) vs. RHP Deyni Olivero (5-5, 9.00 ERA)	7:05 PM	KVWE-102.9 FM

SEASON RESULTS

Date	Site	Result
5/30	vs SPR	W, 7-1
5/31	vs SPR	W, 13-8
6/1	vs SPR	W, 3-2 (7)
6/2	vs SPR	PPD
6/3 (1)	vs SPR	L, 5-4
6/3 (2)	vs SPR	W, 6-1
6/4	vs SPR	L, 6-5
7/4	@ SPR	L, 9-8
7/5	@ SPR	
7/6	@ SPR	
7/7	@ SPR	
7/8	@ SPR	
7/9	@ SPR	

SPRINGFIELD SERIES CAPSULE

2023 at Home: 4-2
2023 on Road: 0-1
All-Time at Home: 10-8
All-Time on Road: 7-7
All-Time Totals: 17-15

STREAKS

Last 5 Games: 3-2
Last 10 Games: 7-3
Longest 2023 Winning Streak: 7
Longest 2023 Losing Streak: 4 (2x)
All-Time W/L: 237-232

LEAGUE STANDINGS

TEXAS LEAGUE 2ND HALF

North (W-L-PCT-GB)			
ARKANSAS	5-2	.714	—
WICHITA	4-3	.571	1.0
SPRINGFIELD	3-4	.429	2.0
NW ARKANSAS	2-5	.286	3.0
TULSA	2-5	.286	3.0
South (W-L-PCT-GB)			
AMARILLO	5-2	.714	—
MIDLAND	5-2	.714	—
FRISCO	4-3	.571	1.0
SAN ANTONIO	3-4	.429	2.0
CORPUS CHRISTI	2-5	.286	3.0

OVERALL

North (W-L-PCT-GB)			
*ARKANSAS	50-26	.658	—
TULSA	43-33	.566	7.0
SPRINGFIELD	37-39	.487	13.0
WICHITA	32-43	.427	17.5
NW ARKANSAS	31-45	.408	19.0
South (W-L-PCT-GB)			
*SAN ANTONIO	40-36	.526	—
AMARILLO	39-37	.513	1.0
MIDLAND	37-39	.487	3.0
FRISCO	35-40	.467	4.5
CORPUS CHRISTI	35-41	.461	5.0

* Clinched 1st half

TEAM LEADERS

AVERAGE: .360 - Bliss
HITS: 103 - Bliss
2B: 24 - Bliss
TRIPLES: 5 - Roberts
HOME RUNS: 15 - Vukovich
RBI: 53 - Vukovich
OPS: 1.013 - Bliss
STOLEN BASES: 29 - Bliss
SO (P): 83 - Albright
SAVES: 6 - Backhus
ERA: 2.20 - Green
WINS: 5 - Albright & Olivero

ATTENDANCE

Last: 7,588
Total: 180,722
Average: 5,476
No. of Sellouts: 15

AN OVERDUE TRIP: Nick Dalesandro hit his first home run and first since September 13, 2022 against Frisco. He scored Amarillo's first run of the game with his fourth professional home run of his 286-game professional career. Dalesandro is now riding a 13-game hit streak dating back to May 28 which is the longest active streak in the Texas League. Over the span, Dalesandro is hitting .409 (18-for-44) with two doubles, two triples, a home run, and five RBI. His 3-for-3 night on Tuesday was just his second three-hit night of the season and included a two RBI triple to give him three RBI for the game which was his first multi-RBI game of his season.

His 13-game hit streak is a career-long, passing a nine-game hit streak he had during the 2021 season with High-A Hillsboro. It's the second-longest hit streak by an Amarillo player this year, trailing Neyfy Castillo's streak that came to an end last week during Tulsa.

THE SOLOMONDER: Peter Solomon makes his third start since being added the Amarillo roster. In one previous road start, Solomon went 5.0 IP while allowing just one earned run on four hits with five strikeouts and a walk.

THE TO DUZE LIST: Camden Duzenack was one of five Sod Poodles to record a multi-hit night at the plate for the Sod Poodles. He extended his current hit streak to 12-games and is hitting .449 (22-for-49) during the stretch. Over his last 12 games, the former Dallas Baptist standout has racked up seven multi-hit games and tied his season-high with three RBI on Tuesday night. His 27-game on-base streak is the second-longest on-base streak in the Texas League this year, trailing only Arkansas' Logan Warmoth who had a 33-game on-base streak from April 16- June 2.

THE RUNAROUND: Caleb Roberts extended his league-best streak of 11 straight games with a run scored. Roberts saw his hit streak come to an end after eight games going 0-for-2 with three walks and a run scored. The three walks are one off his season-high of four which he drew on May 31 against San Antonio.

BLISSBALL: Ryan Bliss turned in a 3-for-3 night at the plate including another double to his season total. Bliss became the first player in Minor League Baseball to reach 100 hits this season with another three-hit night in game one of the doubleheader on Monday against Tulsa. His series opener in Springfield included two walks and a hit by pitch as he reached base safely in all six plate appearances. Bliss continues to lead the Texas League in a number of offensive categories including AVG (.360), hits (103), OPS (1.013).

MULTIPLE TAWERS: Tim Tawa has turned in back-to-back multi-hit games after his 2-for-4 night last night included a walk and a run scored. It was his 16th multi-hit game this year, tied for the second-most on the team this season.

LAW ENFORCEMENT: In 31 games since May 23, Jordan Lawlar is hitting .318 (42-for-132) with nine doubles, two triples, and six home runs. The D-backs' no. 1 rated prospect has 17 RBI and 13 walks over the span as his AVG has raised from .165 to .245 over the span. He has 12 multi-hit games including three 3-hit games.

UNCHARTED TERRITORY: Amarillo lost just their third game of the 2023 season when leading after the 7th inning. The Sod Poodles are now 32-3 when leading after the seventh and are 32-1 when leading after the 8th inning.

SOD POODLES BREAKDOWN

At Home: 19-17
On the Road: 20-20
Day Games: 5-6
Night Games: 33-31
vs. RHP: 31-31
vs. LHP: 8-6
First Half: 34-35
Second Half: 5-2
April: 11-10
May: 10-16
June: 15-10
July: 3-1
August: 0-0
September: 0-0
Monday: 2-0
Tuesday: 4-8
Wednesday: 8-4
Thursday: 6-6
Friday: 3-9
Saturday: 9-4
Sunday: 7-6

Scoring First: 22-13
Opponent Scoring First: 17-24
Extra Innings: 2-3
Doubleheaders: 4-2
Commit An Error: 19-23
Commit No Errors: 20-14
Walk-Off Wins: 2
Walk-Off Losses: 2

vs. North 1st Half: 7-5
vs. South 1st Half: 27-30
vs. North 2nd Half: 5-2
vs. South 2nd Half: 0-0

Scoring 4+ Runs: 32-25
Opp. Scoring 4+ Runs: 16-35
Scoring 3 Or Fewer Runs: 7-12
Opp. Scoring 3 Or Fewer Runs: 23-27
Out-Hit Opponent/Tie: 34-15
Out-Hit By Opponent: 5-22
Lead After 6: 28-5
Trail After 6: 7-30
Tied After 6: 4-2
Lead After 7: 32-3
Trail After 7: 3-31
Tied After 7: 3-3
Lead After 8: 32-1
Trail After 8: 1-33
Tied After 8: 2-3

Series (W-L-T): 4-5-4

Game 1: 5-9
Game 2: 9-4
Game 3: 6-7
Game 4: 4-8
Game 5: 9-3
Game 6: 6-6
Series Sweeps: 1
Series Been Swept: 0



STARTING PITCHER



#27 PETER SOLOMON - RHP

HEIGHT: 6'4"

WEIGHT: 211

B/T: R/R

AGE: 26 (8/16/1996 in Washington, DC)

2 C

0-0

6/2 K/BB

5.00 ERA

LAST WIN: 8/25/22 @ LV w/ SUG (AAA)

LAST SAVE: 5/11/21 @ ABQ (AAA)

LONGEST 2023 OUTING: 5.0 Innings (6/22/23 @ CC)

LAST HOME RUN ALLOWED: 6/29/2023 vs TUL (Kody Hoese, 2nd inning, 2-Run)

CAREER VS. SPR: FIRST APPEARANCE

- Was claimed off waivers by the Reno Aces from the Indianapolis Indians (AAA, PIT) on December 7, 2022.
- Invited to D-backs Spring Training in 2023 as a non-roster invitee....Appeared in three games (1 GS), going 0-0 with a 1.35 in 6.2 IP (4 H, 7 K, 3 BB)
- Had his contract selected by the D-backs on April 9, 2023 from Triple-A Reno and appeared in five games, going 0-0 with a 12.15 ERA over 13.1 IP
- In 10 appearances with Triple-A Reno in 2023 was 0-2 with a 11.45 ERA with two starts and 27 K, 14 BB with 40 hits allowed over 22.0 IP
- Made his Amarillo debut on June 22 in Corpus Christi, throwing 5.0 IP with one run coming on four hits with five strikeouts and a walk.
- Made his MLB debut with the Astros in 2021 after being selected in the 4th round of the 2017 MLB Draft out of Notre Dame.
- In 11 career MLB games is 1-0 with a 6.59 ERA

CAREER STATS

YEAR	TEAM	W-L	ERA	G	GS	CG	SHO	IP	H	R	ER	HR	HB	BB	SO	WP	GIDP	BAA
2017	GCL Astros (RK)	0-0	0.00	1	1	0	0	1.0	0	0	0	0	0	0	0	0	0	.000
2018	Quad Cities (A)	8-1	2.43	19	10	0	0	77.2	62	26	21	2	0	28	88	3	4	.218
	Buies Creek (A+)	1-0	1.96	5	3	0	0	23.0	16	5	5	0	0	4	26	1	2	.195
2019	Fayetteville (A+)	0-0	2.35	2	2	0	0	7.2	7	2	2	1	0	4	14	1	0	.241
2021	Sugar Land (AAA)	8-1	4.70	21	18	0	0	97.2	89	55	51	16	2	42	112	8	3	.235
	HOUSTON (MLB)	1-0	1.29	6	0	0	0	14.0	10	2	2	0	0	8	10	2	2	.217
2022	Sugar Land (AAA)	8-6	5.20	23	18	0	0	97.0	97	72	56	17	2	44	88	5	7	.257
	Indianapolis (AAA)	0-1	8.53	4	3	0	0	12.2	14	13	12	5	2	10	10	0	1	.269
2023	Reno (AAA)	0-2	11.45	10	2	0	0	22.0	40	29	28	6	0	14	27	1	3	.385
	ARIZONA (MLB)	0-0	12.15	5	0	0	0	13.1	17	18	18	2	1	11	6	1	1	.309
	Amarillo (AA)	0-0	5.00	2	2	0	0	9.0	11	6	5	2	0	2	6	2	0	.297
MINOR LEAGUE TOTALS		25-11	4.66	87	59	0	0	347.2	336	208	180	49	6	148	371	21	20	.249
MAJOR LEAGUE TOTALS		1-0	6.59	11	0	0	0	27.1	27	20	20	2	1	19	16	3	3	.267

2023 HIGHS

INNINGS: 5.0 IP (6/22 @ CC)
HITS: 7 (3x, Last: 6/29 vs TUL)
RUNS: 7 (2x, Last: 6/7 vs TAC (AAA))
EARNED RUNS: 7 (2x, Last: 6/7 vs TAC (AAA))
STRIKEOUTS: 5 (3x, Last: 6/22 @ CC)
WALKS: 4 (4/19 @ STL (MLB))
HOME RUNS: 1 (10x, Last: 6/29 vs TUL)
WINNING STREAK: --
LOSING STREAK: --
SHORTEST START: 3.0 IP (5/10 (2) @ TAC (AAA))
PITCHES THROWN: 77 (4/4 @ TAC (AAA))

CAREER HIGHS

INNINGS: 7.0 IP (2x, Last: 7/13/21 vs TAC (AAA))
HITS: 10 (7/25/21 @ OKC (AAA))
RUNS: 8 (5/28/22 @ ELP (AAA))
EARNED RUNS: 8 (5/28/22 @ ELP (AAA))
STRIKEOUTS: 11 (4/8/19 @ FRE (A+))
WALKS: 5 (5/28/22 @ ELP (AAA))
HOME RUNS: 3 (2x, Last: 9/23/23 vs STP (AAA))
WINNING STREAK: 3 (7/23-8/5/2022 w/ SUG (AAA))
LOSING STREAK: 3 (5/17-28/2022 w/ SUG (AAA))
SHORTEST START: 1.1 IP (8/12/22 @ ELP (AAA))
PITCHES THROWN: 98 (8/30/21 @ ELP (AAA))

2023 SPLITS (AMA)

VS. RIGHT: .261/.320/.609, 6 H, 2 HR, 3B, 4 RBI, 2 K, 2 BB
VS. LEFT: .357/.357/.429, 5 H, 2B, 2 RBI, 4 K
HOME: 1 G, 0-0, 9.00 ERA, 4.0 IP, 7 H, 5 R, 4 ER, HR, K, BB
ROAD: 1 GS, 0-0, 1.80 ERA, 5.0 IP, 4 H, ER, HR, 5 K, BB
W/ RISP: .286/.286/.714, 2 H, 2B, 3B, 3 RBI, 2 K, 7 AB
DAY:
NIGHT: 2 GS, 0-0, 5.00 ERA, 9.0 IP, 11 H, 5 ER, 2 HR, 6 K, 2 BB
TEAM W/L IN STARTS: 2-0

OPPOSING STARTER - RHP CONNOR LUNN (3-5, 4.91 ERA)

CAREER VS. AMA: 2 GS, 0-0, 6.43 ERA, 11.2 IP, 16 H, 9 R, 8 ER, 4 HR, 13 K, 2 BB





BATTER-PITCHER MATCH-UPS (2023)

SOD POODLES VS. CONNOR LUNN:									CARDINALS VS. PETER SOLOMON:								
PLAYER	H	AB	AVG	XBH	HR	RBI	BB	SO	PLAYER	H	AB	AVG	XBH	HR	RBI	BB	SO
Beer, S	2	3	.667	0	0	1	0	1									
Vukovich, A	2	3	.667	1	1	1	0	1									
Duzenack, C	1	2	.500	0	0	0	1	0									
Bliss, R	1	3	.333	1	0	0	0	1									
Roberts, C	1	3	.333	1	1	2	0	1									
Lawlar, J	1	3	.333	1	0	0	0	0									
Castillo, N	0	3	.000	0	0	0	0	1									
Del Castillo, A	0	2	.000	0	0	0	1	1									





THURSDAY'S STARTER - RHP LUKE ALBRIGHT (5-2, 5.64 ERA)

The right-hander is tied with Deyni Olivero for the most wins this season for Amarillo with five. The two are tied for the third-most wins in the D-backs farm system this year while he ranks second in strikeouts (83), is tied for the fourth-best BAA (.272), and has the sixth-best WHIP (1.62). His last start was a 5.0 IP performance where he allowed three earned while tying the Amarillo season-high with eight strikeouts on June 30 against Tulsa.






#28 SETH BEER - INF														
2023 HIGHS: Hits - 4, Runs - 3, RBI - 3, HR - 1, 2B - 2, 3B - 0, BB - 2, K - 3, SB - 0														
HEIGHT: 6'3" WEIGHT: 225 B/T: L/R AGE: 26 (9/18/1996 in Maryville, IL) 2023 SPLITS:														
G	AVG	OBP	SLG	AB	R	H	2B	3B	HR	RBI	BB	SB/ATT	SO	V. RHP
33	.303	.407	.467	122	22	37	8	0	4	23	15	0/0	33	.316
LAST GAME: 0-for-5, BB, R LAST HOME RUN: 7/1 vs TUL off Peto (solo)														
SPR SERIES: 0-for-5, BB, R LAST MULTI-HIT GAME: 7/3 (1) vs TUL (2-for-3)														
TUL SERIES: 7-for-17, 2 HR, 2 2B, 9 RBI, 5 R, 2 BB, 3 K														
CURRENT HITTING: 0 SEASON LONG HITTING: 6 CURRENT ON-BASE: 9 SEASON-LONG ON-BASE: 14														

 Former Carolina league Player of the Week (4/21/19), CAR Mid-Season All-Star (2019), Texas League Player of the Week (7/7/19), Texas League Player of the Month (July, 2019), Baseball America Minor League All-Star (2019) and Baseball America Double-A All-Star (2019).
 In his decorated 2019 season, he slashed .289/.388/.516 across three different teams while blasting 26 homers and 24 doubles through 122 games.
 Made his MLB debut on 9/10/2021 with the D-backs and spent parts of the 2021 and 2022 seasons in the league with 43 career games played.
 Had a four-hit performance on 5/31/23 vs. SPR, the first four-hit night by a Sod Poodle at home since 8/14/2022 by Leandro Cedeño, also against SPR.






#9 RYAN BLISS - INF														
2023 HIGHS: Hits - 3, Runs - 4, RBI - 3, HR - 1, 2B - 2, 3B - 1, BB - 3, K - 2, SB - 3														
HEIGHT: 5'9" WEIGHT: 165 B/T: R/R AGE: 23 (12/13/1999 in Burbank, CA) 2023 SPLITS:														
G	AVG	OBP	SLG	AB	R	H	2B	3B	HR	RBI	BB	SB/ATT	SO	V. RHP
66	.360	.415	.598	286	65	103	24	4	12	47	23	29/37	53	.374
LAST GAME: 3-for-3, 2B, 2 BB, HBP LAST HOME RUN: 7/1 vs TUL off Acosta (2-run)														
SPR SERIES: 3-for-3, 2B, 2 BB, HBP LAST MULTI-HIT GAME: 7/4 @ SPR (3-for-3)														
TUL SERIES: 9-for-23, HR, 4 2B, 4 BB, 9 R, 4 RBI, 5 K														
CURRENT HITTING: 6 SEASON LONG HITTING: 10 CURRENT ON-BASE: 6 SEASON-LONG ON-BASE: 25														

 Rated the no. 2 shortstop in the state of Georgia (15th overall) and the 96th best SS in the country by Perfect Game in high school.
 Has won Texas League Player of the Month in both April and May, 2023...Leads the league in AVG (.360), H (103), XBH (40), OPS (1.013), total bases (171), and runs (65)...First player in MiLB this year to reach the 100 hit mark, doing so on July 3.
 Has hit the most lead off home runs in franchise history (6), and has the most lead off home runs in all MiLB in 2023.
 Was named to the 2023 SiriusXM MLB All-Star Futures Game National League roster.







#12 NEYFY CASTILLO - INF														
2023 HIGHS: Hits - 3, Runs - 2, RBI - 3, HR - 1, 2B - 2, 3B - 1, BB - 2, K - 3, SB - 1														
HEIGHT: 6'3" WEIGHT: 175 B/T: R/R AGE: 22 (3/2/2002 in Hiquey, Dominican Republic) 2023 SPLITS:														
G	AVG	OBP	SLG	AB	R	H	2B	3B	HR	RBI	BB	SB/ATT	SO	V. RHP
47	.232	.296	.399	168	29	39	8	1	6	25	12	12/17	60	.212
LAST GAME: 3-for-3, HR, 2B, 2 RBI, 2 R LAST HOME RUN: 7/3 (2) vs TUL off Sublette (Solo)														
SPR SERIES: LAST MULTI-HIT GAME: 7/3 (2) vs TUL (3-for-3)														
TUL SERIES: 5-for-16, HR, 2B, 3 RBI, 2 R, 2 K														
CURRENT HITTING: 2 SEASON LONG HITTING: 14 CURRENT ON-BASE: 2 SEASON-LONG ON-BASE: 15														

 He made his professional debut with the DSL Diamondbacks (ROK) on 6/2/2018, going 1-for-4 with an RBI and a swiped bag.
 From 7/8-8/15/2019, he logged a base knock in 22 out of 26 straight games and accumulated 28 total hits, good for .283 AVG (28-for-99) over the stretch.
 Amongst his qualified club mates (HIL) across 82 games, he logged the 2nd most HR (11), 4th most H (77), R (35), TB (127) and SB (15) in 2022.
 Had his first three-hit night in 2023 with a 3-for-4 performance against San Antonio...Had three-straight multi-hit games (6/11-14).
 Had a career-long hit streak of 14 games (6/4-28)...Surpassing his previous career-long of 13 games with Visalia (6/27-7/17/21).

#8 JUAN CENTENO - C														
2023 HIGHS: Hits - 3, Runs - 2, RBI - 2, HR - 1, 2B - 1, 3B - 0, BB - 2, K - 3, SB - 1														
HEIGHT: 5'9" WEIGHT: 195 B/T: L/R AGE: 33 (11/16/1989 in Arecibo, Puerto Rico) 2023 SPLITS:														
G	AVG	OBP	SLG	AB	R	H	2B	3B	HR	RBI	BB	SB/ATT	SO	V. RHP
39	.282	.316	.336	149	16	42	5	0	1	13	8	3/4	38	.287
LAST GAME: 0-for-3, K LAST HOME RUN: 4/13 vs. CC off Cobos														
SPR SERIES: LAST MULTI-HIT GAME: 6/23 @ CC (2-for-4)														
TUL SERIES: 2-for-13, 2B, R, 5 K														
CURRENT HITTING: 0 SEASON LONG HITTING: 7 CURRENT ON-BASE: 0 SEASON-LONG ON-BASE: 7														

 2017 World Series Champion (HOU).
 Made his MLB Debut on 9/18/2013 with the New York Mets and collected his first single that night off 3-time All-Star Matt Cain.
 Set a career-high with 15 home runs including 14 in 81 games with Amarillo in 2022.
 Named a Texas League Post-Season All-Star (2022) and the MiLB.com Organization All-Star (2022, ARI).
 In the month of April this season, he slashed .277/.340/.340 with a homer and six RBI in 13 games...Among teammates with at least 10 games played in the month, his average was good for third with his hits (13) tying sixth and his six multi-hit performances ranking second.

#5 NICK DALESANDRO - OF														
2023 HIGHS: Hits - 3, Runs - 2, RBI - 3, HR - 1, 2B - 1, 3B - 1, BB - 2, K - 2, SB - 2														
HEIGHT: 5'11" WEIGHT: 175 B/T: R/R AGE: 26 (10/3/1996 in Joliet, IL) 2023 SPLITS:														
G	AVG	OBP	SLG	AB	R	H	2B	3B	HR	RBI	BB	SB/ATT	SO	V. RHP
39	.274	.353	.368	117	20	32	4	2	1	9	14	14/16	27	.281
LAST GAME: 3-for-5, HR, 3B, 3 RBI, 2 R, 2 K LAST HOME RUN: 7/4 @ SPR off Hence (Solo)														
SPR SERIES: 3-for-5, HR, 3B, 3 RBI, 2 R, 2 K LAST MULTI-HIT GAME: 7/4 @ SPR (3-for-5)														
TUL SERIES: 4-for-12, 2 2B, 4 R, RBI, 3 SB, 3 K														
CURRENT HITTING: 13 SEASON LONG HITTING: 13 CURRENT ON-BASE: 13 SEASON-LONG ON-BASE: 13														

 Logged 42 combined games across three levels in 2019, hitting .256 (34-for-133), ending the year with a hit in 15 of his final 19 games played.
 Played the entire 2021 season with High-A Hillsboro with 57 games behind the plate (53 GS), 15 games in RF (14 GS), and three games in LF (2 GS), hitting
 his first career HR on 6/9 vs TRI, an inside-the-park HR.
 Posted his first 3-hit game in 2023 on June 15 vs SA...First 3-hit game since June 4, 2022 vs MID.
 Hit his first home run of the 2023 season on July 4 @ SPR...Was his fourth professional home run.
 Has logged the longest hit streak of his professional career with his 13-game stretch from May 28 - July 4...Previous career-long was nine games

#3 ADRIAN DEL CASTILLO - C 2023 HIGHS: Hits - 3, Runs - 3, RBI - 4, HR - 1, 2B - 1, 3B - 1, BB - 3, K - 5, SB - 1													
HEIGHT: 5'9" WEIGHT: 208 B/T: L/R AGE: 23 (9/27/1999 in Miami, FL) 2023 SPLITS:													
G	AVG	OBP	SLG	AB	R	H	2B	3B	HR	RBI	BB	SB/ATT	SO
60	.265	.379	.474	211	33	56	12	1	10	42	38	2/4	65
V.RHP V.LHP HOME AWAY RISP													
.281 .200 .234 .291 .323													
LAST GAME: 1-for-5, 2B, RBI, R LAST HOME RUN: 6/23 @ CC off Plumlee (3-Run) CURRENT HITTING: 2 SPR SERIES: 1-for-5, 2B, RBI, R LAST MULTI-HIT GAME: 6/29 vs TUL (2-for-3) SEASON LONG HITTING: 10 TUL SERIES: 5-for-15, 3B, 2B, 3 RBI, 4 BB, 2 R, 6 K CURRENT ON-BASE: 2 SEASON-LONG ON-BASE: 16													

- Selected by the Chicago White Sox in the 36th round of the 2018 MLB draft but declined to play ball at the University of Miami.
- Made his professional debut on 7/31/2021 with the ACL D-backs (ROK) and after just two appearances in Rookie ball, he was promoted to A-Visalia.
- He logged a hit in 43 of his 86 games played (2022) with 17 of those being multi-hit efforts, good for logging multiple hits in 39% of games that he knocks.
- Earned the 7th most homers (7), 6th most hits (57), 5th most total bags (99) and 4th most doubles (17) amongst qualified Hillsboro Hops in 2022.
- Hit three home runs in his first 36 games of the season...Then hit five homers over a 10 game span from May 30-June 13 including back-to-back games with a homer on 5/30-31 and 6/8-10.

#26 CAMDEN DUZENACK - INF 2023 HIGHS: Hits - 3, Runs - 3, RBI - 3, HR - 1, 2B - 2, 3B - 0, BB - 2, K - 2, SB - 1													
HEIGHT: 5'7" WEIGHT: 170 B/T: R/R AGE: 28 (3/8/1995 in Melissa, TX) 2023 SPLITS:													
G	AVG	OBP	SLG	AB	R	H	2B	3B	HR	RBI	BB	SB/ATT	SO
29	.357	.458	.571	98	18	35	9	0	4	24	13	2/5	18
V.RHP V.LHP HOME AWAY RISP													
.354 .368 .444 .283 .353													
LAST GAME: 2-for-5, 3 RBI, R, K LAST HOME RUN: 7/1 vs TUL off Peto (solo) CURRENT HITTING: 12 SPR SERIES: 2-for-5, 3 RBI, R, K LAST MULTI-HIT GAME: 7/4 @ SPR (2-for-5) SEASON LONG HITTING: 12 TUL SERIES: 8-for-16, HR, 3 2B, 2 RBI, 6 R, 2 BB, K CURRENT ON-BASE: 27 SEASON-LONG ON-BASE: 27													

- Duzenack is entering his 6th professional season, having spent time at every level of minor league ball from Rookie to Triple-A.
- In his debut season (2017), he belted 16 doubles, a triple, and three homers in 222 AB's with A(Short) Hillsboro, slugging .410 that year.
- He logged 318 Triple-A at-bats last season with Reno, slashing .261/.308/.465 while sending 13 balls over the wall accompanied by 20 two-baggers and three triples.
- Earned Amarillo's second walk-off win on 5/31/23 after poking a two RBI single while the club was down by one run with two outs and the bases loaded.
- Riding an 12-game hit streak from June 15-July 4, hitting .449 (22-for-49) with five doubles, three home runs, 14 RBI, and four walks during the stretch.
- Through his first 13 games at HODGETOWN in 2023, is hitting .444 with seven XBH and 11 RBI...Recorded his first stolen base of the year on 7/1 vs TUL

#17 ROBY ENRIQUEZ - OF 2023 HIGHS: Hits - 4, Runs - 2, RBI - 2, HR - 0, 2B - 1, 3B - 0, BB - 2, K - 3, SB - 1													
HEIGHT: 6'2" WEIGHT: 210 B/T: L/L AGE: 26 (3/21/1997 in Carolina, Puerto Rico) 2023 SPLITS:													
G	AVG	OBP	SLG	AB	R	H	2B	3B	HR	RBI	BB	SB/ATT	SO
45	.255	.364	.324	145	19	37	10	0	0	15	23	5/6	32
V.RHP V.LHP HOME AWAY RISP													
.274 .143 .250 .262 .262													
LAST GAME: 0-for-3, K LAST HOME RUN: 9/7/22 vs. ARK off Weiman CURRENT HITTING: 0 SPR SERIES: LAST MULTI-HIT GAME: 6/23/23 @ CC (3-for-5) SEASON LONG HITTING: 5 TUL SERIES: 2-for-8, 2B, 2 RBI, 3 BB, K CURRENT ON-BASE: 0 SEASON-LONG ON-BASE: 11													

- Signed by the Arizona Diamondbacks as a minor league free agent on December 22, 2021 out of Indiana State University (Terre Haute, IN).
- He is in a four (4) way tie for first for the most four (4) hit performances by a Sod Poodle in 2022 with two (2) four (4) hit outings.
- He had 26 multi-hit performances last season with three (3) being of the three (3) hit variety...24 of those were achieved in Soddis threads.
- He logged a hit in 44 out of 51 straight games (6/4-8/25/2022) which encompassed a 12 game hit streak (7/6-7/24).
- The lefty-bat poked 20 of his first 22 hits this season off of right-handed pitching and 14 of of them while at home.

#11 JORDAN LAWLAR - INF 2023 HIGHS: Hits - 3, Runs - 4, RBI - 4, HR - 1, 2B - 1, 3B - 1, BB - 2, K - 4, SB - 3													
HEIGHT: 6'2" WEIGHT: 190 B/T: R/R AGE: 20 (7/17/2002 in Carrollton, TX) 2023 SPLITS:													
G	AVG	OBP	SLG	AB	R	H	2B	3B	HR	RBI	BB	SB/ATT	SO
63	.245	.347	.454	249	50	61	13	3	11	33	33	26/28	67
V.RHP V.LHP HOME AWAY RISP													
.220 .375 .259 .233 .171													
LAST GAME: 2-for-5, BB, R, K LAST HOME RUN: 7/3 (1) vs TUL off Casparius (Solo ITP) CURRENT HITTING: 2 SPR SERIES: 2-for-5, BB, R, K LAST MULTI-HIT GAME: 7/4 @ SPR (2-for-5) SEASON LONG HITTING: 9 TUL SERIES: 3-for-15, HR, 7 R, 6 SB, 3 BB, RBI, 4 K, 2 HBP CURRENT ON-BASE: 4 SEASON-LONG ON-BASE: 16													

- Made his professional debut on 8/21/21 after being selected 6th overall in the 2021 MLB Draft out of Jesuit High School (Dallas).
- Currently ranked as the D-backs' no. 1-rated prospect and the no. 6 overall prospect by MLB Pipeline.
- Appeared in 100 games across four levels in 2022, hitting .303 (18 2B, 7 3B, 16 HR) with 62 RBI and 57 walks.
- Hit .278 (10-for-36) with a double, triple, two home runs, and seven RBI in 11 games in the Arizona Fall League in 2022... Broken Scapula ended his AFL.
- Was hitting .162 through his first 32 games in 2023...In 31 games since May 23, he is hitting .318 (9 2B, 2 3B, 6 HR) with 33 runs scored and 17 RBI.
- Was named to the 2023 SiriusXM MLB All-Star Futures Game
- Hit Amarillo's fifth ever inside the park home run, doing so in game one of the DH on July 3 vs TUL...First ITP HR since Luis Basabe (6/19/21 vs WCH)

#7 CALEB ROBERTS - OF 2023 HIGHS: Hits - 3, Runs - 3, RBI - 4, HR - 1, 2B - 2, 3B - 1, BB - 4, K - 4, SB - 1													
HEIGHT: 6'1" WEIGHT: 195 B/T: L/R AGE: 23 (2/9/2000 in West Palm Beach, FL) 2023 SPLITS:													
G	AVG	OBP	SLG	AB	R	H	2B	3B	HR	RBI	BB	SB/ATT	SO
47	.256	.362	.523	176	40	45	10	5	9	38	28	7/8	58
V.RHP V.LHP HOME AWAY RISP													
.267 .200 .325 .198 .304													
LAST GAME: 0-for-2, 3 BB, R, 2 K LAST HOME RUN: 7/3 (2) vs TUL, off Sublette (CS) CURRENT HITTING: 0 SPR SERIES: 0-for-2, 3 BB, R, 2 K LAST MULTI-HIT GAME: 7/3 (2) vs TUL (2-for-3) SEASON LONG HITTING: 8 TUL SERIES: 11-for-23, 5 HR, 3 2B, 10 RBI, 9 R, 3 BB, 3 K CURRENT ON-BASE: 17 SEASON-LONG ON-BASE: 17													

- During his time in Hillsboro (4/8-9/4/2022), held down the two (2) spot for AVG (.234, 91-for-389), RBI (55), SLG (.380), 2B (24), XBH (36), TB (148) and R (57).
- One of his 26 multi-hit efforts last season (8/24, HIL) encompassed a career high two (2) homers in the same game.
- Had a season-high eight game hit streak that includes six home runs, four doubles, a triple, and 12 RBI from June 24-July 3
- Became the first Sod Poodle to ever homer in four straight games, doing so from June 30 - July 3...Has hit six home runs since June 25 (8 G) including his first career grand slam on July 3...It was Amarillo's second in 2023, and the 13th overall in franchise-history.
- Was named Texas League Player of the Week for June 26 - July 2 after hitting .438 (7-for-16) with 3 HR, 2 2B, 4 RBI, 3 BB, .550 OBP, 1.125 SLG

#10 TIM TAWA - OF														
2023 HIGHS: Hits - 3, Runs - 3, RBI - 5, HR - 2, 2B - 2, 3B - 1, BB - 2, K - 3, SB - 1														
HEIGHT: 6'0" WEIGHT: 196 B/T: R/R AGE: 23 (4/7/1999 in West Linn, OR) 2023 SPLITS:														
G	AVG	OBP	SLG	AB	R	H	2B	3B	HR	RBI	BB	SB/ATT	SO	V. RHP
62	.252	.326	.465	226	38	57	10	1	12	42	25	5/6	64	.257
LAST GAME: 2-for-4, BB, R SPR SERIES: 2-for-4, BB, R TUL SERIES: 8-for-22, 4 HR, 2B, 9 RBI, 6 R, BB, 9 K														
LAST HOME RUN: 7/3 (2) vs. TUL off Frasso (solo) LAST MULTI-HIT GAME: 7/4 @ SPR (2-for-4) CURRENT HITTING: 4 SEASON LONG HITTING: 10 CURRENT ON-BASE: 4 SEASON-LONG ON-BASE: 13														

- 🐾 Made his professional debut with the ACL D-Backs (7/31/2021) where he logged two (2) games and went 2-for-5 (.400 AVG) with a HR, 3 RBI, R and 2 BB.
- 🐾 He slashed .264/.366/.464 across 36 G and held the crown for OBP, SLG, R (27) and SB (13), among qualified players, while on the Visalia club (8/3-9/19/2021).
- 🐾 His 2022 June encompassed his career single-month most hits (26) and his season single month most doubles (5) and stolen bases (4).
- 🐾 During his stretch in Hillsboro (4/8-6/22/2022), held the crown for AVG (.282), HR (8), RBI (30), OBP (.377), SLG (.441), H (60), TB (94), R (32).
- 🐾 Recorded his first career multi-HR game on 6/29 vs TUL, going 2-for-4 with two HR and five RBI...His five RBI also tied his career-high (June 17, 2021)

#1 KEVIN VICUNA - INF														
2023 HIGHS: Hits - 1, Runs - 1, RBI - 3, HR - 1, 2B - 0, 3B - 0, BB - 1, K - 2, SB - 0														
HEIGHT: 6'0" WEIGHT: 140 B/T: R/R AGE: 25 (1/14/1998 in Puerto La Cruz, Venezuela) 2023 SPLITS:														
G	AVG	OBP	SLG	AB	R	H	2B	3B	HR	RBI	BB	SB/ATT	SO	V. RHP
12	.121	.256	.212	33	3	4	0	0	1	3	5	0/0	8	.100
LAST GAME: 0-for-3, BB (5/21 @ FRI) SPR SERIES: TUL SERIES:														
LAST HOME RUN: 5/14/23 vs. MID, G1 off Leal LAST MULTI-HIT GAME: 9/18/22 @ ALT (REA) (2-for-5) CURRENT HITTING: 0 SEASON LONG HITTING: 3 CURRENT ON-BASE: 1 SEASON-LONG ON-BASE: 5														

- 🐾 Signed by the Arizona Diamondbacks as a minor league free agent on 5/3/23.
- 🐾 Former Mid-Season All-Star (2018, Lancaster JetHawks).
- 🐾 Entering his eighth season of pro ball, having split time in the Toronto Blue Jays, Philadelphia Phillies and now the D-backs farm system.
- 🐾 In his debut 2015 season with the DSL Blue Jays, he slashed .268/.354/.304 with three doubles and triples, 20 RBI and 10 swiped bags in 62 games.
- 🐾 Went 35 games since 8/3/2022 without multiple RBI in a contest before earning a three-RBI performance on 5/14/23 which were also his first three RBI in Amarillo threads while also blasting his first home run as a Sod Poodle in the same day.

#19 A.J. VUKOVICH - INF														
2023 HIGHS: Hits - 3, Runs - 4, RBI - 7, HR - 3, 2B - 2, 3B - 1, BB - 2, K - 4, SB - 1														
HEIGHT: 6'5" WEIGHT: 210 B/T: R/R AGE: 21 (7/20/2001 in Mukwonago, WI) 2023 SPLITS:														
G	AVG	OBP	SLG	AB	R	H	2B	3B	HR	RBI	BB	SB/ATT	SO	V. RHP
63	.270	.336	.528	248	53	67	13	3	15	53	22	8/11	81	.285
LAST GAME: 1-for-5, BB, 3 K SPR SERIES: 1-for-5, BB, 3 K TUL SERIES: 8-for-19, 3 HR, 2 2B, 11 RBI, 3 BB, 8 R, 5 K														
LAST HOME RUN: 7/3 (1) vs TUL off Gowdy (3-run) LAST MULTI-HIT GAME: 7/3 (1) vs TUL (3-for-3) CURRENT HITTING: 1 SEASON LONG HITTING: 11 CURRENT ON-BASE: 14 SEASON-LONG ON-BASE: 14														

- 🐾 After being drafted 119th overall out of high school, the D-Backs' number 11 prospect made his professional debut with the Visalia Rawhide on 5/4/2021.
- 🐾 While in Visalia (62 G, 5/4-8/1/2021) he tied 1st in 2B (15) and XBH (26), led the team in AVG (.259) and H (64) while coming in 2nd for RBI (42), SLG (.449) and R (42).
- 🐾 During his brief stint with the Sod Poodles at the end of last season (9/6-9/18/2022), earned the crown for hits (13) and shared the throne for TB (19) and homers (2).
- 🐾 He earned the 5th best batting average (.276, 129-for-468) in the D-backs organization among players with at least 115 games played in 2022.
- 🐾 Hit the first Grand Slam for Amarillo in 2023 (6/4 vs SPR) and was the first AMA player in 2023 with a multi-HR effort in the same game (2, 6/10 @ MID)
- 🐾 Became just the second player in Sod Poodles history with a three-HR game, doing so on July 3 vs TUL joining Edward Olivares (May 5, 2019)... It was the first three-HR game of his professional career. He also set a career-high with seven RBI which also tied the Sod Poodles franchise-high (Dominic Fletcher, 5/8/2022)

TEAM BATTING

OVERALL

	AVG	G	AB	R	H	TB	2B	3B	HR	RBI	BB	SO	SB	CS	OBP	SLG	OPS
	.271	76	2583	458	700	1180	138	21	100	424	293	708	118	29	.353	.457	.810

MONTHLY

APRIL	.260	21	718	120	187	307	33	6	25	112	79	214	35	8	.336	.428	.764
MAY	.236	26	845	123	199	319	41	5	23	114	95	231	33	9	.318	.378	.696
JUNE	.296	25	883	170	261	443	52	8	38	158	95	232	32	10	.375	.502	.877
JULY	.387	4	137	45	53	111	12	2	14	40	24	31	18	2	.500	.810	1.310
AUGUST	-	-	-	-	-	-	-	-	-	-	-	-	-	-	-	-	-
SEPTEMBER	-	-	-	-	-	-	-	-	-	-	-	-	-	-	-	-	-

HOME VS. ROAD

HOME	.308	36	1228	263	378	668	77	9	65	249	126	324	64	8	.380	.544	.924
ROAD	.238	40	1355	195	322	512	61	12	35	175	167	384	54	21	.329	.378	.707

SITUATIONAL SPLITS

	AVG	G	AB	H	TB	2B	3B	HR	RBI	BB	SO	OBP	SLG	OPS
VS RIGHT	.275	76	2120	582	989	117	16	86	359	247	579	.359	.467	.826
VS LEFT	.255	42	463	118	191	21	5	14	65	46	129	.325	.413	.738
W/ RISP	.284	76	790	224	377	44	11	29	326	113	232	.375	.477	.852
TEAM IS AHEAD	.272	56	942	256	405	64	8	23	150	105	249	.355	.430	.785
TEAM IS BEHIND	.278	58	1116	310	525	48	7	51	199	140	297	.366	.470	.836

HOME RUNS

MULTI-RBI GAMES

MULTI-HIT GAMES

PLAYER	SOLO	2R	3R	GS	TOTAL	2	3	4	5+	TOTAL	2	3	4	5+	TOTAL
Beer	2	2			4	6	1			7	7	1	2		10
Bliss	8	3	1		12	8	3			11	23	12			35
Castillo	4	1	1		6	2	2			4	6	2			8
Centeno	1				1	3				3	12	2			14
Dalesandro	1				1		1			1	5	2			7
De Los Santos	2	5			7	4	2			6	12	3			15
Del Castillo	5	3	2		10	4	3	2		9	15	1			16
Duzenack	3		1		4	6	3			9	6	4			10
English	4	1	1		6	3	1	1		5	5				5
Enriquez						3				3	4	1	1		6
Guzman		1			1	1	1			2	1	1			2
Lawlar	5	5	1		11	4	1	1		6	12	3			15
Roberts	4	3	1	1	9	8	2	1		11	13	2			15
Tawa	8	2	2		12	5	2		1	7	13	3			16
Vicuña			1		1		1			1					
Vukovich	9	3	2	1	15	2	7	2	1	12	13	4			17
Watkins						1				1					
TOTALS:	56	29	13	2	100	60	30	7	2	98	146	41	3	0	190

HOME RUN VARIANTS

WALK-OFF HR (0):

BACK-TO-BACK HR (5): English/Vukovich (4/16 vs. CC, 7th inning); Roberts/Vukovich (6/3 (1) vs. SPR, 6th inning); Del Castillo/De Los Santos (6/13 vs SA, 7th inning); Beer/Roberts (7/1 vs TUL, 6th inning); Lawlar/Vukovich (7/3 (1) vs TUL, 1st inning)

MULTI-HR GAMES (2): Vukovich (2x: 2, 6/10 @ MID; 3, 7/3 (1) vs TUL); Tawa (2, 6/29 vs TUL)

EXTRA-INNING HR (0):

GRAND SLAMS (2): Vukovich (6/4 vs. SPR, 5th inning); Roberts (7/3 (2) vs TUL, 5th inning)

INSIDE-THE-PARK HR (1): Lawlar (7/3 (1) vs TUL, 1st inning)

PINCH-HIT HR (0):

HR IN CONSECUTIVE GAMES (13): Vukovich (3x: 5/5-6 @CC; 6/1-6/3 G1 vs SPR; 6/17-18 vs SA); Bliss (2x: 5/5-6 @ CC; 6/10 @MID - 6/13 vs SA); Del Castillo (2x: 5/30-31 vs. SPR; 6/8-10 @ MID); Tawa (2x: 5/28 @ SA - 5/30 vs. SPR; 6/3/4 vs. SPR); Roberts (2x: 6/25 @ CC, 6/28 vs TUL; 6/30-7/1 vs TUL) Lawlar (4/15 vs. CC - 4/18 @ NWA); English (4/23 @ NWA - 4/25 vs. FRI)

HR IN FOUR CONSECUTIVE GAMES (1): Roberts (6/30 - 7/3 vs TUL)

LEAD OFF HR (8): Bliss (6x: 4/27 vs. FRI; 5/10 vs. MID; 5/18 @ FRI; 6/10 @ MID; 6/13 vs SA; 6/22 @ CC); Tawa (6/4 vs. SPR); Duzenack (6/11 @ MID)

BATTING (CONT.)



STARTS BY BATTING ORDER (TEAM RECORD)										STARTS BY POSITION (TEAM RECORD)								
PLAYER	1	2	3	4	5	6	7	8	9	C	1B	2B	3B	SS	LF	CF	RF	DH
Beer			1-1	20-10							20-10							1-1
Bliss	32-34											26-27		5-5				2-2
Castillo							2-1	9-17	11-6		2-3				3-4	4-7	11-5	2-5
Centeno		1-2	2-1	0-2		3-0	5-4	7-4	3-5	15-8								6-10
Dalesandro							1-2	2-1	15-14	0-1					4-1	11-13	3-2	
De Los Santos				9-9	8-16	13-6	1-1				6-10		25-22					
Del Castillo			0-2	4-4	15-7	4-10	6-8			16-23								13-8
Duzenack	5-0	3-1				0-2	2-3	3-4	4-0			3-1	3-5	3-2	4-1	2-1	2-0	
English			7-5	1-0	1-1		1-0	1-1			8-3				1-2			2-2
Enriquez	1-1	0-1	4-8	0-1		1-0	3-6	7-2	2-5							2-0	14-22	2-2
Guzman							2-3		2-2						3-4		1-1	
Lawlar		33-30												31-29				1-1
Roberts			8-12	1-1	2-3	2-1	11-4	0-1		8-5	2-5				6-6		2-4	6-2
Tawa	1-2	2-3		0-1	7-6	8-11	5-5	7-3				10-9	1-3		6-4	9-10	2-2	2-2
Vicuña								3-4	0-3				1-1	0-1	0-5		2-0	0-1
Vukovich			17-8	4-9	6-4	8-7					1-6		9-6		11-9	11-6	2-0	1-1
Watkins									2-2						1-1		0-1	1-0

5+ GAME HITTING STREAKS (CURRENT IN BOLD)		
PLAYER	LENGTH / DATES	STREAK STATS
Castillo	14 G, 6/4-28	.352 (19-for-54), 3 HR, 2 2B, 3B, 12 RBI, 12 R, 4 SB
Dalesandro	13 G, 5/28-7/4	.409 AVG (18-for-44), HR, 2 2B, 2 3B, 5 RBI, 4 BB, 6 SB, 10 R
Duzenack	12 G, 6/15-7/4	.449 AVG (22-for-49) 5 2B, 3 HR, 14 RBI, 13 R, 4 BB
English	12 G, 4/19-5/2	.370 AVG (17-for-46), 6 2B, 4 HR, 16 RBI, 7 BB, 8 R
Vukovich	11 G, 4/29-5/16	.348 AVG (16-for-46), 3 2B, 3 HR, 3B, 9 RBI, BB, 9 R
Bliss	10 G, 4/6-4/19	.438 AVG (21-for-48), 3 2B, 2 3B, HR, 8 RBI, 8 R
Del Castillo	10 G, 5/19-5/31	.406 AVG (13-for-32), 2 2B, 2 HR, 8 RBI, 9 BB, 7 R
Tawa	10 G, 5/28-6/15	.395 AVG (15-for-38), 4 HR, 2 2B, 10 RBI, 3 BB, 6 R
Bliss	9 G, 6/8-18	.395 AVG (17-for-43), 3 HR, 4 2B, 3B, 13 RBI, 10 R
Bliss	9 G, 5/4-5/14	.459 (17-for-37), 4 2B, 4 HR, 8 RBI, 4 BB, 10 R, 3 SB
Bliss	9 G, 5/23-6/3	.357 AVG (15-for-42), 2B, 3B, 2 BB, 3 RBI, 6 SB, 8 R
Lawlar	9 G, 6/6-15	.410 AVG (16-for-39), 2 HR, 4 2B, 3B, 4 RBI, 4 BB, 14 R
Lawlar	9 G, 5/23-6/3	.389 AVG (14-for-36), 3 2B, 2 HR, 3 BB, 6 RBI, 3 SB, 6 R
Bliss	8 G, 4/21-5/2	.412 AVG (14-for-34), 5 2B, HR, 6 RBI, 2 BB, 10 R, 2 SB
Centeno	8 G, 6/9-30	.286 AVG (10-for-35) 2 2B, 3 R
Roberts	8 G, 6/24-7/3	.452 AVG (14-for-31), 6 HR, 4 2B, 3B, 12 RBI, 12 R
Vukovich	7 G, 5/30-6/6	.357 AVG (10-for-28), 3 HR, 4 2B, 3B, 10 RBI, SB, 9 R
Bliss	6 G, 6/28-7/4	.462 AVG (12-for-26), 5 2B, HR, 4 RBI, 6 BB, 8 SB, 9 R
Centeno	6 G, 5/20-6/4	.391 AVG (9-for-23), 2 2B, 4 RBI, R
Lawlar	6 G, 6/17-25	.250 AVG (7-for-28), HR, 2 2B, 3B, 5 RBI, BB, 4 R
Lawlar	6 G, 4/12-19	.318 AVG (7-for-22), 2 2B, 2 HR, 5 RBI, 3 BB, 4 R

FIELDING

CATCHER'S BOX (W/L BASED ON STARTS)						
PLAYER	CS	SB	ATT	CS %	PB	W-L
Centeno	5	19	24	.208	3	15-8
Dalesandro	0	4	4	.000	0	0-1
Del Castillo	13	36	48	.271	7	16-23
Roberts	5	13	18	.278	4	8-5
TOTAL	23	71	94	.245	14	39-37

TEAM FIELDING						
%	G	PO	A	E	DP	PB
.979	76	1976	640	57	46	14

MULTI-RUN INNINGS		
RUNS	NO. OF TIMES	LAST
2	56	7/3 (2) vs TUL, 2nd inning
3	26	7/3 (1) vs TUL, 4th inning
4	15	7/3 (1) vs TUL, 2nd inning
5	5	7/4 @ SPR, 7th inning
6	5	7/3 (2) vs TUL, 5th inning
7	5	6/29 vs TUL, 1st inning
8+	-	

SCORE BY INNING												
	1	2	3	4	5	6	7	8	9	10	11+	TOTAL
OPP	67	46	58	47	74	72	46	30	29	2	3	474
AMA	60	35	46	47	55	56	77	55	22	3	2	458

ERRORS BY POSITION		
POSITION	SOD POODLES	OPPONENT
C	10	7
1B	6	7
2B	9	6
3B	11	10
SS	6	11
LF	2	2
CF	3	3
RF	2	2
P	8	10
TOTAL	57	58

NOTABLE GAMES



AMARILLO HAVE 5 OR FEWER HITS		
DATE	HITS	OPPONENT
4/15	4	CC
4/20	4	@NWA
4/22	3	@NWA
4/27	5	FRI
5/2	5	@CC
5/4	2	@CC
5/12	5	MID
5/14 (G2)	4	MID
5/16	2	@FRI
5/18	2	@FRI
5/19	4	@FRI
5/21	4	@FRI
5/26	5	@SA
6/20	4	@CC
TOTAL: 14 (4 HOME, 10 ROAD)		

OPPONENTS HAVE 5 OR FEWER HITS		
DATE	HITS	OPPONENT
4/7	3	@FRI
4/19	2	@NWA
4/20	4	@NWA
4/27	5	FRI
5/2	3	@CC
5/3	5	@CC
5/4	5	@CC
5/14 (G1)	2	MID
5/21	3	@FRI
5/26	5	@SA
5/27	2	@SA
5/30	3	SPR
6/1	5	SPR
6/3 (G2)	4	SPR
6/7	3	@MID
6/11	3	@ MID
6/24	5	@ CC
6/25	5	@ CC
TOTAL: 18 (5 HOME, 13 ROAD)		

AMARILLO HAVE 10 OR MORE RUNS		
DATE	RUNS	OPPONENT
4/12	13	CC
4/14	10	CC
4/26	12	FRI
4/29	11	FRI
5/5	12	@CC
5/14 (G1)	10	MID
6/8	12	@MID
6/10	13	@ MID
6/13	15	vs SA
6/29	12	vs TUL
7/1	12	vs TUL
7/3 (1)	15	vs TUL
7/3 (2)	10	vs TUL
TOTAL: 13 (10 HOME, 3 ROAD)		

OPPONENTS HAVE 10 OR MORE RUNS		
DATE	RUNS	OPPONENT
4/6	12	@FRI
4/12	10	CC
4/14	13	CC
4/16	11	CC
4/18	16	@NWA
4/26	11	FRI
4/28	12	FRI
4/30	12	FRI
5/6	12	@CC
5/9	11	MID
5/11	16	MID
5/14 (G2)	13	MID
5/17	10	@FRI
5/23	14	@SA
5/31	13	SPR
6/10	10	@MID
6/15	11	vs SA
6/16	12	vs SA
6/18	11	vs SA
6/20	12	@CC
7/1	10	vs TUL
TOTAL: 21 (14 HOME, 7 ROAD)		

EXTRA INNING GAMES (5) 2-3

DATE	OPP	RESULT	SCORE	W	L	S	TIME
4/20	@NWA	W (10)	3-2	Otanez, M (1-0)	Biasi, D (1-1)	Rice, J (1)	3:08
4/26	FRI	W (10)	12-11	Workman, B (1-0)	Church, M (0-1)	-	3:24
5/20	@FRI	L (10)	8-7	Kelly, A (2-0)	Stumpo (0-1)	-	3:26
6/3 (G1)	SPR	L (8)	5-4	Roycroft, C (1-0)	Backhus, K (0-1)	Granillo, A (2)	2:26
6/30	TUL	L (13)	7-6	Fisher, B (5-1)	Grammes, C (2-2)	-	3:42

PINCH HITTER TOTALS

PLAYER	DATE	SITUATION	RESULT
Watkins	5/9	Bot. 8, 2 outs	Triple
Tawa	6/30	Bot 8, 1 out	Sac Fly
Beer	6/30	Bot 11, 0 out	Sac Fly

DOUBLEHEADERS (3) 4-2

DATE	OPP	RESULT	SCORE	W	L	S	TIME
5/14 (G1)	MID	W	10-1	Albright, L (2-2)	Ginn, J (0-2)	-	1:40
5/14 (G2)	MID	L	13-1	Tomioka, S (1-0)	Hill, J (0-3)	-	2:32
6/3 (G1)	SPR	L (8)	5-4	Roycroft, C (1-0)	Backhus, K (0-1)	Granillo, A (2)	2:26
6/3 (G2)	SPR	W	6-1	Olivero, D (2-4)	Hernandez, K (5-2)	-	1:39
7/3 (G1)	TUL	W	15-7	Olivero, D (5-5)	Casparius, B (0-3)	-	1:54
7/3 (G2)	TUL	W	10-9	Montes De Oca, C (1-1)	Sublette, R (1-3)	Green, J (4)	2:26

WALK-OFF WINS

DATE	SCORE	GAME-WINNING PLAY
4/26	12-11 (10th)	Lawlar RBI-double
6/1	3-2 (7th)	Duzenack two RBI Single

SHUTOUTS (6) 4-2

DATE	OPP	RESULT	SCORE	W	L	S	TIME
4/19	@NWA	W	5-0	Jarvis, B (2-1)	Veneziano, A (1-1)	-	2:29
4/21	@NWA	L	5-0	Hoffmann, A (2-1)	Hill, J (0-1)	-	2:26
4/22	@NWA	L	5-0	Marsh, A (1-0)	Patrick, C (0-3)	-	2:14
5/3	@CC	W	3-0	Pope, A (1-0)	Kouba, R (1-1)	Backhus, K (4)	2:15
5/27	@SA	W	1-0	Patrick, C (2-5)	Snider, D (0-3)	-	2:30
6/7	@MID	W	4-0	Green, J (1-0)	Cusick, R (3-3)	-	2:35

#14 KYLE BACKHUS - LHP				2023 HIGHS: IP - 2.0, K - 4, BB - 2, H - 3, R - 5, ER - 5				RECENT APPEARANCES					
HEIGHT: 6'4" WEIGHT: 185 B/T: L/L AGE: 25 (1/31/1998 in New Waverly, TX)													
27 G		3-3		6/9 SV/SVO		43/15 K/BB		5.05 ERA					
OVERALL: 27 G, 3-3, 35.2 IP, 37 H, 20 ER, 6 HR, 43 K, 15 BB JULY: 2 G, 1-1, 6.00 ERA, 3.0 IP, 4 H, 3 R, 2 ER, 4 K, 2 BB													
LAST 10 G: 3-2, 6.39 ERA, 12.2 IP, 16 H, 3 HR, 10 R, 9 ER, 14 K, 7 BB VS SPR: 3 G, 0-2, 5.40 ERA, 3.1 IP, 4 H, 4 R, 2 ER, 5 K, 2 BB, HB													
Named the D-backs MiLB.com Organization All-Star last season.													
Allowed no earned runs in 30 of his 40 appearances in 2022 and logged his season high 2.0 IP 11 separate times.													
From 5/14-8/26/2022 (34.2 IP), he held his opponent to 0 earned runs in 22 out of 26 straight appearances, allowing just seven (7) earned runs total (1.84 ERA) with his 61 punchies across 39.0 innings in Hillsboro in 2022 being good for a 14.1 K/9.													
In his first 10 games this season, he wielded a 4.00 K:BB (16 K, 4 BB) and held his opponent scoreless seven times.													
2023 SPLITS		VS. RHB: .277/.333/.511, 26 H, 5 HR, 5 2B, 3B, 15 RBI, 29 K, 7 BB HOME: 12 G, 2-2, 8.22 ERA, 15.1 IP, 17 H, 15 R, 14 ER, 6 HR, 21 K, 8 BB W/ RISP: .211/.250/.421, 8 H, HR, 3 2B, 3B, 15 RBI, 13 K, BB				VS. LHB: .224/.345/.367, 11 H, 4 2B, HR, 6 RBI, 14 K, 8 BB AWAY: 15 G, 1-1, 2.66 ERA, 20.1 IP, 6 ER, 20 H, 22 K, 7 BB				LAST WIN: 7/1/23 vs TUL LAST LOSS: 7/4/23 @ SPR LAST SAVE: 6/11/23 @ MID			
#20 JEFF BAIN - RHP				2023 HIGHS: IP - 6.0, K - 8, BB - 3, H - 9, R - 8, ER - 7				RECENT APPEARANCES					
HEIGHT: 6'4" WEIGHT: 200 B/T: R/R AGE: 27 (3/3/1996 in Montebello, CA)													
19 G (7 GS)		1-3		-/- SV/SVO		48/17 K/BB		7.16 ERA					
OVERALL: 19 G, 7 GS, 1-3, 7.16 ERA, 55.1 IP, 73 H, 53 R, 44 ER, 17 HR, 48 K, 17 BB JULY: 1 GS, 0-0, 13.50 ERA, 2.2 IP, 7 H, 4 ER, 3 HR, 5 K, BB													
LAST 10 G: 7 GS, 1-2, 6.94 ERA, 35.0 IP, 48 H, 29 R, 27 ER, 11 HR, 31 K, 10 BB VS SPR: 2 GS, 1-0, 2.45 ERA, 11.0 IP, 9 H, 4 R, 3 ER, HR, 5 K, 3 BB													
Named the Midwest League Mid-Season All-Star in 2018 and the California League Mid-Season All-Star in 2019.													
Made his professional debut, finishing the season 3-1 with a 4.09 ERA in 14 relief appearances in 2017.													
Set a career-high with 13 strikeouts on 6/8 vs. Modesto and had eight (8) quality starts in 2019.													
Finished 3rd in the ARI farm system in wins (9) and T-3rd in games pitched (45) across 55 total games with Amarillo and Reno.													
2023 SPLITS		VS. RHB: .295/.343/.541, 36 H, 10 2B, 3B, 6 HR, 17 RBI, 28 K, 8 BB HOME: 10 G (4 GS), 1-2, 7.04 ERA, 30.2 IP, 39 H, 26 R, 24 ER, 9 HR, 31 K, 10 BB W/ RISP: .304/.366/.696, 21 H, 3 2B, 8 HR, 40 RBI, 15 K, 6 BB				VS. LHB: .356/.425/.808, 37 H, 10 2B, 2 3B, 11 HR, 36 RBI, 20 K, 9 BB ROAD: 9 G (3 GS), 0-1, 7.30 ERA, 24.2 IP, 34 H, 27 R, 20 ER, 8 HR, 17 K, 7 BB				LAST WIN: 5/30/23 vs. SPR LAST LOSS: 6/16/23 vs. SA LAST SAVE: 6/25/22 @ CC			
#38 CONOR GRAMMES - RHP				2023 HIGHS: IP - 2.0, K - 3, BB - 4, H - 2, R - 3, ER - 2				RECENT APPEARANCES					
HEIGHT: 6'1" WEIGHT: 200 B/T: R/R AGE: 25 (7/13/1997 in McLean, VA)													
11 G		2-2		0/2 SV/SVO		17/14 K/BB		3.68 ERA					
OVERALL: 11 G, 2-2, 2 HLD, 14.2 IP, 11 H, 6 ER, HR, 17 K, 14 BB JUNE: 10 G, 1-2, 4.26 ERA, 12.2 IP, 11 H, 6 ER, 14 K, 13 BB													
LAST 10 G: 1-2, 4.26 ERA, 2 HLD, 12.2 IP, 11 H, 6 ER, 14 K, 13 BB VS. SPR: 2 G, 1-1, 3.86 ERA, 2.1 IP, 2 H, R, ER, 2 K, 4 BB													
Selected by the Arizona Diamondbacks 5th round of the 2019 MLB draft out of Xavier University (Cincinnati, OH).													
In games where he logged at least 2.0 innings on the bump (6 G) in 2022, he also posted his most single-game strikeouts, encompassing both of his five (8/4 & 8/13) and four K (8/9 & 8/30) performances.													
Across a 12 game stretch, he logged at least two strikeouts in all but one relief appearances from 7/15-9/3/22 (19.0 IP), logging 36 total punch outs (17.1 K/9) across the stretch.													
2023 SPLITS		VS. RHB: .148/.333/.222, 4 H, 2 2B, 3 RBI, 12 K, 7 BB, 36 PA HOME: 6 G, 1-2, 4.50 ERA, 8.0 IP, 7 H, 4 ER, 8 K, 10 BB W/ RISP: .105/.280/.105, 2 H, 4 RBI, 7 K, 5 BB, 25 PA				VS. LHB: .333/.500/.476, 7 H, HR, 4 RBI, 5 K, 7 BB, 28 PA AWAY: 5 G, 1-0, 2.70 ERA, 2 HLD, 6.2 IP, 4 H, 9 K, 4 BB				LAST WIN: 6/1/23 vs. SPR LAST LOSS: 6/30/23 vs. TUL LAST SAVE: 5/21/23 @ EUG (A+)			
#35 JOSH GREEN - RHP				2023 HIGHS: IP - 3.0, K - 4, BB - 2, H - 3, R - 2, ER - 2				RECENT APPEARANCES					
HEIGHT: 6'3" WEIGHT: 211 B/T: R/R AGE: 27 (8/31/1995 in Baton Rouge, LA)													
19 G		1-0		4/4 SV/SVO		24/7 K/BB		2.20 ERA					
OVERALL: 19 G, 1-0, 28.2 IP, 18 H, 7 ER, 2 HR, 24 K, 7 BB JULY: 1 G, 0-0, SV, 0.00 ERA, 1.0 IP, H													
LAST 10 G: 1-0, 4 SV, 0.00 ERA, 13.1 IP, 7 H, 11 K, 2 BB VS. SPR: 1 G, 0-0, 0.00 ERA, H, K													
Former NWL Mid-Season All-Star (2018), NWL Post-Season All-Star (2018), CAL Pitcher of the Week (6/30/2019) and Baseball America High Class A All-Star (2019).													
Began his professional career in Hillsboro and made his professional and A(Short) debut on 6/16/18 and tossed 1.0 innings and allowed one (1) ER on three (3) hits and a walk.													
Has an eight game stretch from June 3-29 without a run allowed...In 11.1 IP has allowed just six hits with 10 K and 2 BB.													
2023 SPLITS		VS. RHB: .145/.217/.258, 9 H, 2 3B, HR, 8 RBI, 14 K, 6 BB HOME: 12 G, 0-0, 3.68 ERA, 14.2 IP, 11 H, 6 ER, 2 HR, 13 K, 3 BB W/ RISP: .136/.160/.227, 3 H, 3B, 7 RBI, 4 K				VS. LHB: .237/.302/.368, 9 H, 2 2B, HR, 2 RBI, 10 K, BB AWAY: 7 G, 1-0, 0.64 ERA, 14.0 IP, R, ER, 7 H, 11 K, 4 BB				LAST WIN: 6/7/23 @ MID LAST LOSS: 8/3/22 @ FRI LAST SAVE: 7/3/23 vs. TUL			
#40 CHRISTIAN MONTES DE OCA - RHP				2023 HIGHS: IP - 2.1, K - 3, BB - 2, H - 5, R - 3, ER - 3				RECENT APPEARANCES					
HEIGHT: 6'4" WEIGHT: 230 B/T: R/R AGE: 23 (8/30/1999 in Santo Domingo, Dominican Republic)													
21 G		1-1		2/3 SV/SVO		24/15 K/BB		5.27 ERA					
OVERALL: 21 G, 1-1, 6 HLD, 27.1 IP, 22 H, 16 ER, 2 HR, 24 K, 15 BB JULY: 1 G, 1-0, 4.50 ERA, 2.0 IP, 2 H, ER, HR, 3 K, BB													
LAST 10 G: 1-1, 4.97 ERA, 3 HLD, SV, 12.2 IP, 11 H, 7 ER, 9 K, 8 BB VS. SPR: 2 G, 0-0, 7.71 ERA, HLD, 2.1 IP, 3 H, 2 ER, 2 K, 3 BB													
Allowed runs in just two of his 10 games with Low-A Visalia to begin his professional career in 2022.													
Made his professional debut on 4/21/2022 vs. San Jose tossing two scoreless innings where he struck out five batters.													
Was a perfect 13-for-13 in save opportunities, tied for the most in the Diamondbacks farm system in 2022.													
By April's end, he earned a 1.02 WHIP and a .139 BAA (5-for-36) in seven relief appearances (10.2 IP).													
2023 SPLITS		VS. RHB: .169/.229/.262, 11 H, HR, 2B, 3B, 6 RBI, 19 K, 4 BB HOME: 10 G, 1-0, 7.24 ERA, 13.2 IP, 15 H, 11 ER, HR, 13 K, 9 BB W/ RISP: .333/.417/.433, 10 H, 3 2B, 12 RBI, 11 K, 4 BB				VS. LHB: .324/.478/.559, 11 H, 5 2B, HR, 10 RBI, 5 K, 11 BB AWAY: 11 G, 0-1, 3.29 ERA, 13.2 IP, 7 H, 5 ER, HR, 11 K, 6 BB				LAST WIN: 7/3/23 (2) vs TUL LAST LOSS: 5/24/23 @ SA LAST SAVE: 5/15/23 @ FRI			
#21 GERALD OGANDO - RHP				2023 HIGHS: IP - 2.0, K - 2, BB - 3, H - 3, R - 1, ER - 1				RECENT APPEARANCES					
HEIGHT: 6'4" WEIGHT: 218 B/T: R/R AGE: 26 (7/3/1997 in Villa La Mata, Dominican Republic)													
2 G		0-0		-/- SV/SVO		3/4 K/BB		3.00 ERA					
OVERALL: 2 G, 3.0 IP, 3 H, ER, 3 K, 4 BB JULY: 1 G, 0-0, 4.50 ERA, 2.0 IP, 3 H, ER, K, BB													
LAST 10 G: 2 G, 3.0 IP, 3 H, ER, 3 K, 4 BB VS. SPR: --													
Signed by the Arizona Diamondbacks as a minor league free agent on May 12, 2017 out of Santo Domingo, D.R.													
His 24 games so far in 2023 are already a career-high for appearances in his professional career.													
Between High-A Hillsboro and the Arizona Complex league in 2023, he carries a 3-1 record with a 4.05 ERA, converting on 2/3 SVO													
Tossed 15 scoreless appearances in his 21 games during the 2022 season over 30.2 IP...Went 3-1 with a 3.23 ERA													
2023 SPLITS		VS. RHB: .375/.583/.500, 3 H, 2B, K, 4 BB HOME: 2 G, 0-0, 3.00 ERA, 3.0 IP, 3 H, 2B, 3 K, 4 BB W/ RISP: .333/.429/.333, 2 H, RBI, K, BB				VS. LHB: .000/.000/.000, 2 K ROAD: --				LAST WIN: 6/17/23 vs ACL SF (RK) LAST LOSS: 5/31/23 @ EVE (A+) LAST SAVE: 6/15/23 @ ACL LAD (RK)			

#41 MICHEL OTANEZ - RHP

2023 HIGHS: IP - 2.0, K - 3, BB - 3, H - 3, R - 2, ER - 2

RECENT APPEARANCES

HEIGHT: 6'4" **WEIGHT:** 218 **B/T:** R/R **AGE:** 25 (7/3/1997 in Villa La Mata, Dominican Republic)

11 G **1-1** **0/2 SV/SVO** **23/6 K/BB** **4.26 ERA**

OVERALL: 11 G, 1-1, 4.26 ERA, 12.2 IP, 10 H, 6 ER, 2 HR, 23 K, 6 BB **JULY:** 1 G, 0-0, 18.00 ERA, 1.0 IP, 2 H, 2 ER, K, BB

LAST 10 G: 1-1, 4.76 ERA, 11.2 IP, 9 H, 6 ER, 2 HR, 20 K, 6 BB **VS. SPR:** --

DATE	DEC	P-S	IP	H	R	ER	HR	BB	SO	IR/S
4/8	ND	23-16	1.1	1	0	0	0	0	3	1/0
4/13	H	45-29	1.2	3	0	0	0	0	1	0/0
4/16	ND	27-14	1.0	1	1	1	1	2	3	0/0
4/20	W,BS	21-13	1.0	1	1	1	1	0	1	0/0
5/17	ND	17-12	1.0	0	0	0	0	0	0	0/0
5/19	H (2)	12-8	1.0	0	0	0	0	0	2	0/0
5/25	L (1) BS (2)	30-19	1.0	2	2	2	0	0	2	0/0
6/21	ND	20-14	2.0	0	0	0	0	0	3	2/0
6/25	ND	16-10	1.0	0	0	0	0	0	2	0/0
6/29	ND	27-14	0.2	0	0	0	0	0	3	2/0
7/1	ND	22-12	1.0	2	2	2	0	1	1	0/0

Entering his 6th professional season, having been in professional ball since his 2016 debut season in the Mets system.

During his debut season, he posted a 1-1 record with a 4.64 ERA across five starts in the Dominican Summer League.

This year marks the first year being apart of the D-backs organization, being signed as a minor league free agent on November 14, 2022.

Through his first five appearances this season, he posted a 3.00 ERA (2 ER, 6.0 IP) with a 5.5 K:BB (11 K, 2 BB).

2023 SPLITS

VS. RHB: .182/.289/.303, 6 H, 2B, HR, RBI, 17 K, 4 BB
HOME: 4 G, 0-0, 6.23 ERA, 4.1 IP, 6 H, HR, 3 ER, 7 K, 6 BB
W/ RISP: .118/.211/.176, 2 H, 2B, 4 RBI, 9 K, BB

VS. LHB: .308/.438/.692, 4 H, 2 2B, HR, 5 RBI, 6 K, 2 BB
AWAY: 7 G, 1-1, 3.24 ERA, 8.1 IP, 4 H, 3 ER, HR, 16 K, HB

LAST WIN: 5/28/23 @ ELP (AAA)
LAST LOSS: 5/25/23 @ SA
LAST SAVE: 8/23/22 vs. WOR (AAA)

#18 AUSTIN POPE - RHP

2023 HIGHS: IP - 2.1, K - 5, BB - 3, H - 4, R - 4, ER - 3

RECENT APPEARANCES

HEIGHT: 6'3" **WEIGHT:** 210 **B/T:** R/R **AGE:** 23 (10/26/1998 in White Plains, NY)

23 G **2-0** **-/- SV/SVO** **51/14 K/BB** **3.13 ERA**

OVERALL: 23 G, 2-0, 3 HLD, 37.1 IP, 31 H, 14 R, 13 ER, 4 HR, 51 K, 14 BB **JULY:** 1 G, 0-0, 6.75 ERA, 1.1 IP, 2 H, R, ER, HR, K

LAST 10 G: 1-0, HLD, 2.12 ERA, 17.0 IP, 9 H, 4 R, 4 ER, 25 K, 6 BB **VS. SPR:** 1 G, 0-0, 0.00 ERA, GF, 1.0 IP, 2 K

DATE	DEC	P-S	IP	H	R	ER	HR	BB	SO	IR/S
5/19	H (2)	33-22	2.0	2	0	0	0	0	3	0/0
5/23	ND	42-27	2.0	4	4	4	0	1	1	3/3
5/26	ND	17-13	1.1	0	0	0	0	0	1	3/0
5/30	ND	14-11	1.0	0	0	0	0	0	2	0/0
6/6	ND	24-19	2.0	2	0	0	0	0	2	0/0
6/10	ND	17-12	1.0	1	0	0	0	0	1	0/0
6/13	H (3)	26-14	2.0	1	0	0	0	0	1	3/0
6/16	ND	25-17	2.0	0	0	0	0	0	2	0/0
6/20	ND	39-25	2.0	1	1	1	1	3	3	0/0
6/24	ND	31-25	2.0	2	2	2	1	0	5	0/0
6/29	W (2)	35-23	2.1	0	0	0	0	1	5	1/0
7/3 (2)	ND	26-18	1.1	2	1	1	1	0	1	2/0

Former NWL Pitcher of the week (9/5/2021), which he earned while with High-A Hillsboro.

He will be spending his second season in the yellow city, logging 18 relief appearances with the Soddies in 2022, and posting an 8.49 ERA (28 ER, 29.2 IP).

In his first 10 appearances this season, he punched out 20 and walked six batters (3.33 K:BB) and wielded a 3.52 ERA (6 ER, 15.1 IP).

In 15 appearances since 5/3, holds a 2.36 ERA over 26.2 IP, allowing seven earned runs on 19 hits with 38 K and 10 walks.

2023 SPLITS

VS. RHB: .239/.304/.432, 21 H, 3 2B, 3B, 4 HR, 16 RBI, 34 K, 8 BB
HOME: 12 G, 1-0, 3.06 ERA, 17.2 IP, 16 H, 6 ER, 2 HR, HBP, 24 K, 5 BB
W/ RISP: .108/.229/.135, 4 H, 2B, 12 RBI, 15 K, BB

VS. LHB: .208/.296/.292, 10 H, 2 2B, 3B, RBI, 17 K, 6 BB
AWAY: 11 G, 1-0, 3.20 ERA, 19.2 IP, 7 ER, 15 H, 27 K, 9 BB

LAST WIN: 6/29/23 vs TUL
LAST LOSS: 6/2/22 vs. MID
LAST SAVE: 5/14/22 vs. SPO (A+)

#25 MITCHELL STUMPO - RHP

2023 HIGHS: IP - 2.1, K - 4, BB - 3, H - 4, R - 3, ER - 3

RECENT APPEARANCES

HEIGHT: 6'2" **WEIGHT:** 205 **B/T:** R/R **AGE:** 26 (6/17/1996 in Raleigh, NC)

16 G **1-2** **-/- SV/SVO** **30/19 K/BB** **6.98 ERA**

OVERALL: 16 G, 1-2, 2 HLD, 19.1 IP, 20 H, 18 R, 15 ER, 3 HR, 30 K, 19 BB **JULY:** 2 G, 0-0, 3.38 ERA, 2.2 IP, H, ER, 6 K, 2 BB

LAST 10 G: 1-1, HLD, 6.43 ERA, 14.0 IP, 15 H, 3 HR, 11 R, 10 ER, 20 K, 11 BB **VS. SPR:** 2 G, 1-0, 2.45 ERA, 3.2 IP, 3 H, ER, 7 K, 2 BB

DATE	DEC	P-S	IP	H	R	ER	HR	BB	SO	IR/S
5/17	ND	24-13	1.0	1	2	1	0	2	1	0/0
5/20	L (1)	14-10	0.2	2	2	1	0	0	2	2/0
5/26	ND	23-12	1.0	1	0	0	0	2	1	3/3
5/31	W	43-28	2.1	2	0	0	0	2	4	0/0
6/6	ND	30-16	0.2	1	2	2	0	2	1	0/0
6/13	H (2)	20-13	1.0	2	0	0	0	0	2	0/0
6/15	ND	10-5	1.0	0	0	0	0	0	1	0/0
6/20	ND	35-21	1.2	4	3	3	0	0	1	1/1
6/23	L (2)	32-21	2.0	3	3	2	2	0	2	0/0
6/29	ND	37-18	1.2	1	2	2	1	3	2	0/0
7/1	ND	26-12	1.1	0	0	0	0	2	3	1/0
7/4	ND	28-21	1.1	1	1	1	1	0	0	3/0

Signed by the Arizona Diamondbacks as a minor league free agent on 7/2/2019 out of Guilford College (Guilford, NC).

In his debut season from 8/8-8/30, appeared in seven straight games (9.0 IP) without allowing a run, conceding just two hits, a plunk and three walks while fanning 12 for a 12.0 K/9 and a 4.0 strikeout to walk ratio.

Last season with Triple-A Reno, he finished the season with a 1.34 WHIP and a 10.6 K/9 (51 K, 43.1 IP)

2023 SPLITS

VS. RHB: .239/.345/.348, 11 H, HR, 2 2B, 9 RBI, 17 K, 7 BB
HOME: 7 G, 1-0, 3.86 ERA, 9.1 IP, 6 H, 4 ER, HR, 15 K, 9 BB
W/ RISP: .269/.447/.308, 7 H, 2B, 13 RBI, 11 K, 9 BB

VS. LHB: .300/.488/.567, 9 H, 3B, 2 HR, 8 RBI, 13 K, 12 BB
AWAY: 9 G, 0-2, 9.90 ERA, 10.0 IP, 14 H, 14 R, 11 ER, 2 HR, 15 K, 10 BB

LAST WIN: 5/31/23 vs. SPR
LAST LOSS: 6/23/23 @ CC
LAST SAVE: 4/12/23 vs. SAC (AAA)

#29 RAFFI VIZCAINO - RHP

2023 HIGHS: IP - 2.0, K - 6, BB - 3, H - 2, R - 3, ER - 3

RECENT APPEARANCES

HEIGHT: 6'0" **WEIGHT:** 237 **B/T:** R/R **AGE:** 27 (12/2/1995 in Sabana Grande, Dominican Republic)

6 G **0-0** **1/1 SV/SVO** **14/7 K/BB** **9.00 ERA**

OVERALL: 6 G, 0-0, 6.0 IP, SV, 3 GF, 7 H, 8 R, 6 ER, HR, 14 K, 7 BB **JULY:** 1 G, 0-0, --- ERA, 0.0 IP, H, 3 R, 3 ER, 2 BB

LAST 10 G: 6 G, 0-0, 6.0 IP, SV, 3 GF, 7 H, 8 R, 6 ER, HR, 14 K, 7 BB **VS. SPR:** --

DATE	DEC	P-S	IP	H	R	ER	HR	BB	SO	IR/S
4/8	S	13-8	1.0	0	0	0	0	0	2	0/0
4/12	ND	27-15	1.0	2	1	1	0	1	2	0/0
4/15	ND	42-22	2.0	1	2	2	1	3	6	0/0
4/19	ND	21-12	1.0	1	0	0	0	0	2	0/0
6/30	ND	24-14	1.0	2	2	0	0	1	2	0/0
7/3 (2)	ND	12-4	0.0	1	3	3	0	2	0	0/0

Entering his ninth professional season after taking a one year hiatus for the 2022 campaign, professionally debuting back in 2013.

During his debut 2013 season, he posted a 3.80 ERA across 11 game starts (47.1 IP) while punching out 41 batters.

This season will be his first in the yellow city and the third season that he spends time at the Double-A level.

In his most recent season (2021), he logged a 5.40 ERA (24 ER, 40.0 IP) in 32 relief appearances (2 GS).

2023 SPLITS

VS. RHB: .286/.375/.476, 6 H, HR, 2B, 4 RBI, 12 K, 3 BB
HOME: 4 G, 0-0, 13.50 ERA, 4.0 IP, 6 H, 8 R, 6 ER, HR, 10 K, 7 BB
W/ RISP: .250/.400/.250, 2 H, 2 RBI, 4 K, 2 BB

VS. LHB: .250/.625/.250, H, 2 K, 4 BB
AWAY: 2 G, 0-0, 0.00 ERA, 2.0 IP, H, 4 K

LAST WIN: 4/28/23 vs. SUG (AAA)
LAST LOSS: 6/4/23 @ OKC (AAA)
LAST SAVE: 4/8 @ FRI

STARTERS:	W/L	Quality	IP	H	R	ER	HR	BB	SO	ERA
	18-24	10	324.0	363	248	229	50	185	303	6.36
RELIEVERS:	W/L	SV/OPP	IP	H	R	ER	HR	BB	SO	ERA
	21-13	16/28	334.2	304	226	201	48	195	400	5.41

PITCHER STARTS: Albright (15), Olivero (15), Patrick (15), Hill (14), Bain (7), Tineo (4), Jarvis (3), Solomon (2), Davies (1)

QUALITY CONTROL														
STARTING PITCHER	TOTAL STARTS	QUALITY STARTS	6-6.2 IP (0 ER)	6-6.2 IP (1 ER)	6-6.2 IP (2 ER)	6-6.2 IP (3 ER)	7-7.2 IP (0 ER)	7-7.2 IP (1 ER)	7-7.2 IP (2 ER)	7-7.2 IP (3 ER)	8-9 IP (0 ER)	8-9 IP (1 ER)	8-9 IP (2 ER)	8-9 IP (3 ER)
ALBRIGHT	15	3	-	1	1	1	-	-	-	-	-	-	-	-
BAIN	7	1	-	-	-	1	-	-	-	-	-	-	-	-
DAVIES	1	-	-	-	-	-	-	-	-	-	-	-	-	-
HILL	14	1	-	-	-	-	-	1	-	-	-	-	-	-
JARVIS	3	-	-	-	-	-	-	-	-	-	-	-	-	-
OLIVERO	15	1	-	1	-	-	-	-	-	-	-	-	-	-
PATRICK	15	3	-	-	-	2	1	-	-	-	-	-	-	-
SOLOMON	2	-	-	-	-	-	-	-	-	-	-	-	-	-
TINEO	4	-	-	-	-	-	-	-	-	-	-	-	-	-
	-	-	-	-	-	-	-	-	-	-	-	-	-	-
-	-	-	-	-	-	-	-	-	-	-	-	-	-	-
-	-	-	-	-	-	-	-	-	-	-	-	-	-	-
-	-	-	-	-	-	-	-	-	-	-	-	-	-	-
-	-	-	-	-	-	-	-	-	-	-	-	-	-	-

TEAM PITCHING																			
OVERALL																			
	W	L	ERA	G	CG	SHO	SV	SVO	IP	H	R	ER	HR	HB	BB	IBB	SO	WHIP	AVG
	39	37	5.88	76	0	4	16	28	658.2	667	474	430	98	46	380	3	703	1.59	.263

MONTHLY																			
APRIL	11	10	6.02	21	0	1	6	7	187.0	189	141	125	23	10	114	1	221	1.62	.260
MAY	10	16	5.86	26	0	2	4	8	219.2	216	157	143	26	14	140	1	235	1.62	.258
JUNE	15	10	5.33	25	0	1	5	11	221.0	217	141	131	39	22	110	1	217	1.48	.257
JULY	3	1	9.00	4	0	0	1	2	31.0	45	35	31	10	0	16	0	30	1.97	.341
AUGUST	-	-	-	-	-	-	-	-	-	-	-	-	-	-	-	-	-	-	-
SEPTEMBER	-	-	-	-	-	-	-	-	-	-	-	-	-	-	-	-	-	-	-

HOME VS. ROAD TEAM PITCHING																	
	W	L	ERA	G	CG	SHO	SV	SVO	IP	H	R	ER	HB	BB	SO	WHIP	AVG
HOME	19	17	6.72	36	0	0	6	10	316.0	348	260	236	21	196	335	1.72	.278
ROAD	20	20	5.10	40	0	4	10	18	342.2	319	214	194	25	184	368	1.47	.248

PITCHING STREAKS

CONSECUTIVE SCORELESS INNINGS										CONSECUTIVE SCORELESS APPEARANCES									
PLAYER	LENGTH (IP) - DATES			STREAK STATS						PLAYER	LENGTH - DATES			STREAK STATS					
Green	13.1 - 6/3-7/3			10 G, 7 H, 11 K, 2 BB						Green	10 G, 6/3-7/3			7 H, 11 K, 2 BB, 49 BF					
Saalf Frank	12.1 - 5/4-5/30			9 G, 3 H, 18 K, 5 BB, HB						Backhus	9 G - 5/18-6/11			10 H, 14 K, 4 BB, HB					
Patrick	11.1 - 5/21-6/3			3 GS, 3 H, 12 K, 4 BB						Saalf Frank	8 G - 5/7-5/30			3 H, 17 K, 5 BB, HB					
Backhus	10.2 - 5/18-6/11			9 G, 10 H, 14 K, 4 BB, HB						Pope	6 G - 5/26 - 6/16			4 H, 11 K, 35 BF					
Pope	10.1 - 5/26-6/20			7 G, 4 H, 13 K, 2 BB, HB						Backhus	6 G - 4/15-5/3			2 H, 2 BB, 9 K					
Backhus	9.1 - 4/12-5/6			8 G, 4 H, 12 K, 2 BB						Rice	4 G, 6/3-15			H, 3 K, 2 BB, HB					
Hill	7.1 - 4/8-4/15			2 GS, 6 H, 9 K, 4 BB, HBP						Montes De Oca	3 G, 6/8-30			2 K, 2 BB					
Goddard	6.0 - 4/26-5/9			4 G, 8 K, H						Otanez	3 G, 6/21-29			7 K, 3 BB					
Workman	5.2 - 5/4-5/17			4 G, 4 H, 8 K, BB						Pope	3 G, 5/10-19			6 H, 6 K, BB					
Jarvis	5.1 - 4/13-4/19			2 GS, 9 K, 4 BB						Rice	3 G, 5/14-19			0 H, 4 K, 0 BB 1 SV					
Albright	5.0 - 5/2			1 GS, H, 7 K, 2 BB						Rice	3 G - 4/20-27			BB, 3 K					
Montes De Oca	5.0, 6/8-30			3 G, 2 K, 2 BB						Grammes	2 G, 6/8-11			2 H, 4 K, 2 BB					
Hill	4.2 - 6/24			1 GS, H, K, 3 BB						Saalf Frank	2 G, 6/7-10			0 H, 3 K, 2 BB					
Hill	4.2 - 6/7			1 GS, 3 H, 5 K, 2 BB, HB						Fisher	2 G - 4/21-25			H, BB, 2 K					

EJECTIONS

PLAYER/COACH	DATE/LOCATION	UMPIRE	REASON
Shawn Roof	4/30, HODGETOWN vs. FRI	HP Jarrod Moehlmann	Arguing call
Shawn Roof	5/20, Riders Field @ FRI	3B Steven Rios Jr.	Arguing call
Shawn Roof	6/9, Momentum Bank Ballpark @ MID	3B Sean Sparling	Checked swing
Jamison Hill	6/18, HODGETOWN vs SA	1B Steven Rios Jr.	Words
Shawn Roof	6/18, HODGETOWN, vs SA	HP Malcom Smith	Arguing call
Juan Centeno	6/30, HODGETOWN, vs TUL	HP Jarrod Moehlmann	Arguing call

AWARDS

PLAYER/COACH	AWARD	DATES	STATS
Bryce Jarvis	TEX Pitcher of the Week	4/17-4/23/2023	W, 5.0 IP, 0 H, 8 K, 4 BB
Ryan Bliss	Texas League Player of the Month	April	.410 AVG (34-for-83), 2 HR, 14 RBI, 17 R, 18 G
Chad Patrick	TEX Pitcher of the Week	5/22-5/28/2023	W, 7.0 IP, 2 H, 6 K, 2 BB
Ryan Bliss	Texas League Player of the Month	May	.361 AVG (35-for-97), 5 HR, 13 RBI, 21 R, 23 G
Andrew Saalfrank	Amarillo Player of the Month	May	9 C, 1-0, 1.42 ERA, 12.2 IP
Ryan Bliss	Amarillo Player of the Month	May	.361 AVG (35-for-97), 5 HR, 13 RBI, 21 R, 23 G
Caleb Roberts	TEX Player of the Week	6/28-7/2	.438 (7-for-16) 3 HR, 2 2B, 4 RBI, 3 BB, 1.675 OPS

2023 MILESTONES ON THE HORIZON

NAME	MILESTONE	TO MEET
Jonathan Guzman	500 Career Hits, 2000 Career At-Bats	63, 33
Austin Pope	250 Career Strikeouts	5
Kyle Backhus	150 Career Strikeouts	6
Hugh Fisher	100 Career Strikeouts	14

2023 MILESTONES REACHED

NAME	MILESTONE	DATE
Luke Albright	150 Career IP	4/7 @ FRI
Ryan Bliss	150 Career Hits	4/14 vs. CC
A.J. Vukovich	150 Career RBI	4/16 vs. CC
Tim Tawa	150 Career Hits	4/16 vs. CC
A.J. Vukovich	150 Career RBI	4/16 vs. CC
Andrew Saalfrank	100 Career Strikeouts	4/20 @ NWA
Jamison Hill	150 Career Strikeouts	4/21 @ NWA
Austin Pope	200 Career Strikeouts	4/21 @ NWA
Austin Pope	200 Career IP	6/24 @ CC
Devison De Los Santos	150 Career RBI	4/26 vs. FRI
Jackson Goddard	150 Career Strikeouts	4/28 vs. FRI
Deyni Olivero	400 Career IP	4/29 vs. FRI
Tristin English	250 Career Hits	4/29 vs. FRI
Adrian Del Castillo	100 Career Hits	4/30 vs. FRI
A.J. Vukovich	250 Career Hits	5/4 @ CC
Michel Otanez	250 Career Strikeouts	5/17 @ FRI
Ryan Bliss	200 Career Hits	5/28 @ SA
Ryan Bliss	100 Career RBI	6/17 vs SA
Kyle Backhus	100 Career IP	6/1 vs. SPR
Deyni Olivero	300 Career Strikeouts	6/3 (2) vs. SPR
Jordan Lawlar	150 Career Hits	6/3 (1) vs. SPR
Josh Green	250 Career Strikeouts	6/14 vs SA
Jeff Bain	500 Career Strikeouts	7/3 (2) vs TUL

SOD POODLES vs. LEAGUE IN 2023 (REGULAR SEASON)

NORTH DIVISION	OVERALL	HOME	AWAY	SOUTH DIVISION	OVERALL	HOME	AWAY
Arkansas	0-0	0-0	0-0	Corpus Christi	8-10	3-3	5-7
NW Arkansas	3-3	0-0	3-3	Frisco	7-8	3-3	4-5
Springfield	4-3	4-2	0-1	Midland	8-4	2-4	6-0
Tulsa	5-1	5-1	0-0	San Antonio	4-8	2-4	2-4
Wichita	0-0	0-0	0-0	---			

SOD POODLES vs. LEAGUE ALL-TIME (REGULAR SEASON)

NORTH DIVISION	OVERALL	HOME	AWAY	SOUTH DIVISION	OVERALL	HOME	AWAY
Arkansas	11-14	6-6	5-8	Corpus Christi	49-47	23-17	26-30
NW Arkansas	18-14	8-5	10-9	Frisco	44-48	25-25	19-23
Springfield	17-15	10-8	7-7	Midland	53-40	26-23	27-17
Tulsa	22-22	13-12	9-10	San Antonio	27-29	12-12	15-17
Wichita	10-8	3-3	7-5	---			

SOD POODLES OFFENSE

Most Runs, Game: 15 (7/3 (2) vs TUL)
Most Runs, Inning: 7 (5x: Last: 6/29 vs. TUL, 1st inning)
Most Hits, Game (Team): 18 (3x: Last: 6/8 @ MID)
Most Hits, Game (Indiv.): 4 (3x: Last: Beer, 6/8 @ MID)
Fewest Hits, Game: 2 (3x: Last: 5/18 @ FRI)
Most Hits, Inning: 8 (5/5 @ CC, 3rd inning)
Most HRs, Game (Team): 5 (2x, Last: 7/3 (1) vs TUL)
Most HRs, Game (Indiv.): 3 (Vukovich, 7/3 (1) vs TUL)
Most HR, Inning (Team): 3 (2x, Last: 7/1 vs TUL, 6th inning)
Most SBs, Game (Team.): 9 (7/1 vs. TUL)
Most SBs, Game (Indiv.): 3 (3x, Last: Bliss, 7/3 (1) vs TUL)
Grand Slams: 2 (Last: Roberts, 7/3 (2) vs. TUL)
Most Runners LOB, Team: 14 (2x, Last: 7/4 @ SPR)
Most Runs Combined (Two Teams): 23 (4x: Last: 6/10 @ MID)
Most Hits Combined (Two Teams): 33 (4/12 vs. CC)
Most Home Runs During Series (Two Teams): 31 (6/28-7/3 vs. TUL)
Most Runs To Overcome Deficit: 10 (4/26 vs. FRI)

SOD POODLES DEFENSE

Most Errors, Team: 4 (2x: Last: 5/23 @ SA)
Most Errors, Individual: 2 (Lawlar, 5/23 @ SA)
Most Double Plays: 3 (4/12 vs. CC)

SOD POODLES PITCHING

Most Ks, Team (9 innings): 14 (5/19 @ FRI)
Most Ks, Team (extra innings): 16 (6/30 vs TUL (13)
Most Walks, Team: 11 (2x: Last: 5/26 @ SA)
Shutouts: 4 (Last: 6/7 @ MID)
Complete Games (9 IP): --
Complete Games (7 IP): --
Complete Game Shutout, Individual: --
Complete Game Shutout (9.0 IP) Individual: --
Longest Start: 7.0 IP (2x, Last: Hill, 6/24 @ CC)
Longest Relief Appearance: 3.1 IP (2x: Last: Workman, 4/26 vs. FRI)
Most Ks, Individual: 8 (6x: Last: Albright, 6/30 vs TUL)
Most Walks, Individual: 6 (2x: Last: Olivero, 5/23 @ SA)

OPPONENTS OFFENSE

Most Runs, Game: 16 (2x: Last: 5/11 vs. MID)
Most Runs, Inning: 8 (2x: Last: 5/17 @ FRI, 5th inning)
Most Hits, Game (Team): 19 (5/11 vs. MID)
Most Hits, Game (Indiv.): 5 (2x: Last: Calabuig, 5/11 vs. MID)
Fewest Hits, Game: 2 (3x: Last: 5/27 @ SA)
Most Hits, Inning: 7 (2x, Last: 6/20 @ CC)
Most HRs, Game (Team): 5 (2x, Last: 7/3 (2) vs. TUL)
Most HRs, Game (Indiv.): 3 (Rave, 4/18 @ NWA)
Most SBs, Game (Indiv.): 3 (Acuña, 4/30 vs. FRI)
Grand Slams Against: 5 (Last: Hicks, 5/20 @ FRI)
Most Runners LOB, Team: 14 (5/26 @ SA)
Most Runs To Overcome Deficit: 6 (5/20 @ FRI)

OPPONENTS PITCHING

Most Ks Team (9 innings): 17 (6/14 vs SA)
Most Ks, Team (extra innings): 15 (6/30 vs TUL)
Most Walks, Team: 12 (6/20 @ CC)
Most Ks, Individual: 10 (Leiter, 5/17 @ FRI)
Most Walks, Individual: 5 (2x, Last: Kouba, 6/20 @ CC)

OPPONENTS DEFENSE

Most Errors, Team: 3 (5x, Last: 7/4 @ SPR)
Most Errors, Individual: 3 (Whitcomb, 4/12 vs. CC)
Most Double Plays: 3 (6/8 @ MID)

MISCELLANEOUS

Longest Home Game Time (9 innings): 3:36 (6/15 vs. SA)
Shortest Home Game Time (9 innings): 2:11 (5/30 vs. SPR)
Longest Road Game Time (9 innings): 3:13 (5/5 @ CC)
Shortest Road Game Time (9 innings): 2:05 (5/2 @ CC)
Longest Game Time (7 innings): 2:32 (5/14 (2) vs. MID)
Shortest Game Time (7 innings): 1:39 (6/3 (2) vs. SPR)
Longest Extra-Inning Game: 3:42 (6/30 vs TUL)
Longest Game (Innings): 13 (6/30 vs TUL)
Longest Game Delay (Home): 0:40, 5/31 vs. SPR (rain)
Longest Game Delay (Road): 1:53, 5/19 @ FRI (rain)
Highest Attendance (Home): 7,588 (7/3 vs. TUL)
Highest Attendance (Road): 10,019 (5/16 @ FRI)
Lowest Attendance (Home): 3,231 (4/25 vs. FRI)
Lowest Attendance (Road): 2,190 (6/11 @ MID)

LAST TIME IT HAPPENED - 2023

SOD POODLES (INDIVIDUAL)

Perfect Game:
No-Hitter (Individual):
No-Hitter (Combined):
No-Hitter (7-Inning):
1-Hitter (Individual):
1-Hitter (Combined):
2-Hitter (Individual):
2-Hitter (Combined): 3x: Last: 5/27 @ SA, Patrick/Saalfrank
3-Hitter (Combined): 6x: Last: 6/11 @ MID, Albright/Montes De Oca, Grammes/Backhus
3-Hitter (Individual):
Complete Game Shutout (9 Inning):
Complete Game Shutout (7 Inning):
10 or more strikeouts (P):
Four (4) Hits: 3x, Last: Seth Beer (6/8 @ MID)
Five (5) Hits:
Six (6) Hits:
Three (3) Doubles:
Four (4) Doubles:
Two (2) Triples:
Two HR Game: 2x, Last: Tawa (6/29 vs TUL)
Three HR Game: Vukovich (7/3 (1) vs TUL)
Grand Slam (Home): 2x, Last: Roberts (7/3 (2) vs. TUL)
Grand Slam (Road):
Inside-The-Park HR: Lawlar (7/3 (1) vs TUL)
Back-To-Back HRs: 5x: Last: Lawlar/Vukovich (7/3 (1) vs. TUL)
Back-To-Back-To-Back HRs:
HR, Both Sides of the Plate:
Hitting for the Cycle:

HR in 2 straight games: 13x: Last: Roberts (6/30-7/1 vs TUL)
HR in 3 straight games:
HR in 4 straight games: Roberts (6/30-7/3 vs TUL)
Triple in 2 straight games:
Five (5) RBI: Tawa (6/29 vs TUL)
Seven (7) RBI: Vukovich (7/3 (1) vs TUL)
Three Runs: 14x: Last: Tawa (7/3 (2) vs TUL)
Four Runs: 4x, Last: Vukovich (7/3 (1) vs TUL)
Five Runs:
Two Stolen Bases: 10x: Last: Lawlar (7/3 (1) vs TUL)
Three Stolen Bases: 3x, Last: Bliss (7/3 (1) vs TUL)
Four Stolen Bases:
Steal of home (straight):
Steal of home (double steal): 2x, Last: Bliss/Lawlar, 6/22 @ CC
Four (4) Walks: Roberts (5/31 vs. SPR)
Five (5) Walks:
10 Total Bases in a game: Vukovich (12, 7/3 (1) vs TUL)

SOD POODLES TEAM

20 Runs, Game:
20 Hits, Game:
10+ Runs, Inning:
Back-to-back 15-hit games:
Everyone in order gets a hit: 7x: Last: 7/3 (1) vs TUL
Everyone in order scores a run: 5/5 @ CC
Only player in order to get a hit:
15+ Strikeouts, Game (Batting): 2x, Last: 6/30 vs TUL (15)
Triple Play:
Winning Streak: 7 (6/6-6/13)
Losing Streak: 4 (2x: Last: 5/23-5/26)



HIGHS & LOWS - ALL TIME



SOD POODLES OFFENSE

Most Runs, Game: 20 (9/11/21 vs. TUL)
Most Runs, Inning: 11 (6/11/22 vs. FRI, 8th inning)
Most Hits, Game: 24 (9/11/21 vs. TUL)
Most Hits, Game (Indiv.): 5 (3x: Last: Barrosa, 7/22 @ MID)
Fewest Hits, Game: 0 (5/26/22 @ ARK)
Most HRs, Game (Team): 7, (6/5/21 @ FRI)
Most HRs, Game (Indiv.): 3, 2x, Last: Vukovich (7/3/23 (1) vs TUL)
Grand Slams: 13 (Last: Roberts, 7/3 (2) vs. TUL, 5th inning)
Most SBs, Game (Team.): 9 (7/1/23 vs. TUL)
Most SBs, Game (Indiv.): 3 (8x: Last: Bliss, 7/3/23 (1) vs. TUL)
Most Runners LOB, Team: 14 (5x: Last: 7/4/23 @ SPR)
Most Runs Combined (Two Teams): 33 (4/12/23 vs. CC)
Most Hits Combined (Two Teams): 37 (2x: Last: 4/23/22 vs SA)
Most Home Runs During Series (Two Teams): 34 (9/7-12/21 vs. TUL)
Most Runs To Overcome Deficit: 10 (4/26/23 vs. FRI)

SOD POODLES DEFENSE

Most Errors, Team: 5 (6/19/21 vs. MID)
Most Errors, Individual: 2 (26x: Last: Lawlar, 5/23/23 @ SA)
Most Ground Into Double Plays: 4 (2x: Last: 9/17/21 vs. FRI)

SOD POODLES PITCHING

Most Ks, Team (9 innings): 17 (2x: Last: 5/9/21 @ TUL)
Most Ks, Team (extra innings): 19 (5/11/19 @ CC)
Most Walks, Team: 12 (8/27/22 @ CC)
Shutout: 24x: Last: 6/7/23 @ MID
Last Complete Game (9 IP): --
Last Complete Game (7 IP): Nelson (G1, 9/1/21 @ SA)
Last Complete Game (5 IP): Walston (7/29/22 vs. CC)
Last Complete Game Shutout: Frias (8/1/21 vs. SA (7))
Longest Start: 8.0 IP (Cecconi, 6/8/22 vs FRI)
Longest Relief Appearance: 3.1 IP (4x, last: Workman, 4/26 vs FRI)
Most Ks, Individual: 12 (4x: Last: Pfaadt: 6/23/22 @ CC)
Most Walks, Individual: 7 (Nelson, 7/6/21 @ SA)



LAST TIME IT HAPPENED - ALL TIME

SOD POODLES (INDIVIDUAL)

Perfect Game:
No-Hitter (Individual):
No-Hitter (Combined):
No-Hitter (7-Inning): 2x: Tabor, 7/11/21 @ SA; Frias, 8/1/21 vs. SA
1-Hitter (Individual): 7/29/22 (Walston, 5-inning game)
1-Hitter (Combined): 2x: Last: 4/16/22 (Jarvis, Weiss - 7 inning game)
2-Hitter (Individual):
2-Hitter (Combined): 5x: Last: 5/27/23 @ SA, Albright/Saalfrank
3-Hitter (Combined): 21x: Last: 6/11/23 @ MID, Albright/Montes De Oca/Garrrmes/Backhus
3-Hitter (Individual):
Complete Game Shutout (9 Inning):
Complete Game Shutout (7 Inning): 2x: Tabor, 7/11/21 @ SA; Frias, 8/1/21 vs. SA
10 or more strikeouts: 14x, Last: Walston (7/29/22 vs. CC)
Four (4) Hits: 31x: Last: Beer (6/8/23 @ MID)
Five (5) Hits: 3x: Last: Ceden0 (8/18/22 @ MID)
Six (6) Hits:
Three (3) Doubles: 3x: Last: Carroll, (4/23/22 vs SA)
Four (4) Doubles:
Two (2) Triples:
Two HR Game: 31x: Last: Tawa (6/29/23 vs. TUL)
Three HR Game: 2x, Last: Roberts, 7/3/23 (2) vs TUL)
Grand Slam (Home): 11x: Last: Roberts, 7/3/23 (2) vs. TUL)
Grand Slam (Road): 2x: Last: De La Cruz, 6/5/21 @ FRI
Inside-The-Park HR: 5x: Last: Vukovich (7/3/23 (1) vs TUL)
Back-To-Back HRs: 21x: Last: Lawlar/Vukovich (7/3/23 (1) vs. TUL)
Back-To-Back-To-Back HRs:
B-2-B-2-B-2-B HRs: 9/11/21 vs. TUL - Garrett/Kennedy/Fletcher/Canzone (3rd inning)
HR, Both Sides of the Plate: 3x: Last: Stankiewicz (7/15/22 vs SA)
Hitting for the Cycle:

OPPONENTS OFFENSE

Most Runs, Game: 21 (2x: Last: 9/2/22 vs. FRI)
Most Runs, Inning: 11 (9/2/22 vs. FRI, 5th inning)
Most Hits, Game (Team): 23 (9/2/22 vs. FRI)
Most Hits, Game (Indiv.): 6 (Guldberg, 4/10/22 vs MID)
Fewest Hits, Game: 0 (2x: Last: 8/1/21 vs. SA - Frias no-hitter)
Most HRs, Game (Team): 9 (Last: 5/17/22 vs. TUL)
Most HRs, Game (Indiv.): 4 (Chandler Redmond, 8/10/22 vs SPR)
Most SBs, Game (Indiv.): 3 (Acuña, 4/30/23 vs. FRI)
Grand Slams: 23 (Last: Hicks, 5/20/23 @ FRI, off Hill, 5th inning)
Most Runners LOB, Team: 16 (4/10/22 vs. MID)
Most Runs To Overcome Deficit: 10 (7/18/21 @ MID)

OPPONENTS PITCHING

Most Ks Team (9 innings): 17 (3x: Last: 6/14/23 vs SA)
Most Ks, Team (extra innings): 19 (5/11/19 @ CC, 10)
Most Walks, Team: 12 (6/20 @ CC)
Shutout: 21x: Last: 4/22/23 @ NWA
Last Complete Game: Jones (5/26/22 (2) @ ARK)
Last Complete Game Shutout (7 IP): Jones (5/26/22 (2) @ ARK)
Most Ks, Individual: 14 (Dustin May, 6/22/19 @ TUL)
Most Walks, Individual: 7 (Robaina, 7/31/22 vs. CC)

OPPONENTS DEFENSE

Most Errors, Team: 4 (5x: Last: 7/22/22 @ MID)
Most Errors, Individual: 3 (3x: Last: Whitcomb, 4/12/23 vs. CC)
Most Ground Into Double Plays: 4 (2x: Last: 9/14/22 @ SA)

MISCELLANEOUS

Longest Home Game Time (9 innings): 4:08 (9/11/21 vs. TUL)
Shortest Home Game Time (9 innings): 2:01 (6/8/22 vs FRI)
Longest Road Game Time (9 innings): 3:34 (7/29/19 @ NWA)
Shortest Road Game Time (9 innings): 1:50 (8/21/22 @ MID)
Longest Game Time (7 innings): 2:36 (9/1/21 @ SA)
Shortest Game Time (7 innings): 1:29 (5/26/22 (2) @ ARK)
Longest Extra-Inning Game: 4:08 (4/22/22 vs. SA, 11)
Longest Game (Innings): 13 (6/30/23 vs TUL)
Longest Game Delay (Home): 3:15 (5/18/21 vs. MID)
Longest Game Delay (Road): 1:53 (5/19/23 @ FRI)
Highest Attendance (Home): 7,588 (7/3/23 vs. TUL)
Highest Attendance (Road): 10,366 (5/18/19 @ FRI)
Lowest Attendance (Home): 3,851 (6/1/22 vs. MID)
Lowest Attendance (Road): 1,906 (8/17/22 @ MID)
Largest Margin of Victory: 15 (19-4, 6/9/21 vs. CC)
Largest Margin of Defeat: 19 (21-2, 9/2/22 vs. FRI)

SOD POODLES TEAM

20 Runs, Game: 20, 9/11/21 vs. TUL
20 Hits, Game: 5x: Last: 20, 8/18/22 @ MID
10+ Runs, Inning: 2x: Last: 6/11/22 vs. FRI (11, 8th inning)
Back-to-back 15-hit games: 2x: Last: 4/22-4/23/22 vs. SA
Everyone in order gets a hit: 33x: Last: 7/3/23 (1) vs. TUL
Everyone in order gets multiple-hits: 5/8/22 vs. MID
Everyone in order scores a run: 7x: Last: 5/5/23 @ CC
Only player in order to get a hit: 4x: Last: Diaz, G1, 9/1/21 @ SA
15+ Strikeouts, Game (Batting): 18x: Last: 6/30/23 vs TUL (15)
Triple Play:
Winning Streak: 7 (6/6-13/23)
Losing Streak: 7 (7/30-8/6/22)

[illegible][illegible][illegible]

Game	Date	Opponent	W/L	Winning Pitcher	Losing Pitcher	Save	Record	Standing	Attendance	TOG
1	4/6	@ FRI	L, 12-4	Anderson, G (1-0)	Jarvis, B (0-1)	-	0-1	T-2nd (-1.0)	8,320	2:28
2	4/7	@ FRI	W, 3-1	Albright, L (1-0)	Krauth, N (0-1)	Backhus, K (1)	1-1	T-1st (+0.5)	8,655	2:16
3	4/8	@ FRI	W, 5-3	Rice, J (1-0)	Starr, N (0-1)	Vizcaino, R (1)	2-1	T-1st (+1.0)	9,030	2:57
4/9-10		OFF								
4	4/11	CC	L, 5-4	Melendez, J (1-0)	Patrick, C (0-1)	Macuare, A (1)	2-2	T-2nd (-1.0)	5,452	2:26
5	4/12	CC	W, 13-10	Mantiply, J (1-0)	Robaina, J (0-1)	-	3-2	T-1st (+1.0)	4,093	3:16
6	4/13	CC	W, 5-2	Jarvis, B (1-1)	Cobos, F (0-1)	Montes De Oca, C (1)	4-2	1st (+1.0)	4,547	2:39
7	4/14	CC	L, 13-10	Sprinkle, J (1-0)	Albright, L (1-1)	-	4-3	T-1st (+1.0)	6,417	2:54
8	4/15	CC	W, 5-3	Mantiply, J (2-0)	Gordon, C (0-2)	Backhus, K (2)	5-3	1st (+1.0)	6,146	2:28
9	4/16	CC	L, 11-5	Melendez, J (2-0)	Patrick, C (0-2)	-	5-4	T-1st (+1.0)	5,187	2:54
4/17		OFF								
10	4/18	@ NWA	L, 16-6	Del Rosario, Y (1-0)	Olivero, D (0-1)	-	5-5	T-1st (+1.0)	2,399	2:40
11	4/19	@ NWA	W, 5-0	Jarvis, B (2-1)	Veneziano, A (1-1)	-	6-5	T-1st (+1.0)	2,792	2:29
12	4/20	@ NWA	W, 3-2 (10)	Otanez, M (1-0)	Biasi, D (1-1)	Rice, J (1)	7-5	1st (+0.5)	3,751	3:08
13	4/21	@ NWA	L, 5-0	Hoffmann, A (2-1)	Hill, J (0-1)	-	7-6	T-1st (+1.0)	4,690	2:26
14	4/22	@ NWA	L, 5-0	Marsh, A (1-0)	Patrick, C (0-3)	-	7-7	T-1st (+3.0)	4,856	2:14
15	4/23	@ NWA	W, 6-2	Saalfrank, A (1-0)	Way, B (0-2)	-	8-7	T-1st (+0.5)	4,640	2:48
4/24		OFF								
16	4/25	FRI	W, 9-7	Rice, J (2-0)	Starr, N (1-2)	Backhus, K (3)	9-7	T-1st (+1.0)	3,231	2:34
17	4/26	FRI	W, 12-11 (10)	Workman, B (1-0)	Church, M (0-1)	-	10-7	1st (+1.0)	3,275	3:24
18	4/27	FRI	L, 5-1	Roby, T (1-2)	Bain, J (0-1)	-	10-8	1st (+0.5)	6,239	2:38
19	4/28	FRI	L, 12-6	Speas, A (1-0)	Patrick, C (0-4)	-	10-9	2nd (-0.5)	4,393	2:55
20	4/29	FRI	W, 11-4	Olivero, D (1-1)	Leiter, J (0-2)	-	11-9	1st (+0.5)	5,928	2:38
21	4/30	FRI	L, 12-7	Church, M (1-1)	Tineo, M (0-1)	-	11-10	T-1st (+0.5)	5,125	2:53
5/1		OFF								
22	5/2	@ CC	L, 3-1	Robaina, J (1-2)	Fisher, H (0-1)	-	11-11	T-2nd (-1.0)	2,774	2:05
23	5/3	@ CC	W, 3-0	Pope, A (1-0)	Kouba, R (1-1)	Backhus, K (4)	12-11	T-1st (+1.5)	2,401	2:15
24	5/4	@ CC	L, 6-1	Gordon, C (2-2)	Patrcik, C (0-5)	-	12-12	T-2nd (-1.0)	3,678	2:11
25	5/5	@ CC	W, 12-8	Goddard, J (1-0)	Plumlee, P (0-1)	-	13-12	T-1st (+2.5)	4,651	3:13
26	5/6	@ CC	L, 12-7	VanWey, L (1-0)	Tineo, M (0-2)	-	13-13	T-2nd (-1.0)	4,327	2:49
27	5/7	@ CC	L, 5-4	Arrighetti, S (2-2)	Albright, L (1-2)	McDonald, C (1)	13-14	T-2nd (-2.0)	4,726	2:28
5/8		OFF								
28	5/9	MID	L, 11-9	Supak, T (2-0)	Hill, J (0-2)	-	13-15	2nd (-3.0)	6,284	2:47
29	5/10	MID	W, 6-3	Saalfrank, A (2-0)	Salinas, R (1-2)	-	14-15	2nd (-2.0)	4,495	2:20
30	5/11	MID	L, 16-6	Pérez, F (1-0)	Olivero, D (1-2)	-	14-16	2nd (-3.0)	5,363	2:56
31	5/12	MID	L, 6-1	Cushing J (1-0)	Tineo, M (0-3)	-	14-17	3rd (-4.0)	7,165	2:27
	5/13	MID	PPD							
32	5/14(1)	MID	W, 10-1	Albright, L (2-2)	Ginn, J (0-2)	-	15-17	-	0	1:40
33	5/14(2)	MID	L, 13-1	Tomioka, S (1-0)	Hill, J (0-3)	-	15-18	3rd (-4.0)	4,621	2:32
5/15		OFF								
34	5/16	@ FRI	L, 3-2	Church, M (2-2)	Goddard, J (1-1)	Starr, N (1)	15-19	3rd (-4.0)	10,019	2:30
35	5/17	@ FRI	L, 10-4	Leiter, J (2-2)	Olivero, D (1-3)	-	15-20	T-4th (-4.0)	2,890	2:27
36	5/18	@ FRI	L, 7-1	Garcia, R (1-3)	Bain, J (0-2)	-	15-21	5th (-4.0)	3,480	2:13
37	5/19	@ FRI	W, 2-1	Albright, L (3-2)	White, O (1-1)	Rice, J (2)	16-21	T-4th (-4.0)	5,943	2:24 (1:53)
38	5/20	@ FRI	L, 8-7 (10)	Kelly, A (2-0)	Stumpo, M (0-1)	-	16-22	T-4th (-5.0)	7,070	3:26
39	5/21	@ FRI	W, 3-1	Patrick, C (1-5)	Church, M (2-3)	Montes De Oca, C (2)	17-22	T-4th (-5.0)	6,306	2:32
5/22		OFF								
40	5/23	@ SA	L, 14-4	Bachar, L (2-0)	Olivero, D (1-4)	-	17-23	5th (-5.0)	5,054	2:48
41	5/24	@ SA	L, 4-3	Hernandez, N (3-1)	Montes De Oca, C (0-1)	-	17-24	5th (-5.0)	4,990	2:35
42	5/25	@ SA	L, 5-4	Kopps, K (3-0)	Otanez, M (1-1)	Jacob, A (1)	17-25	5th (-6.0)	3,549	2:35
43	5/26	@ SA	L, 8-2	Wolf, J (3-5)	Hill, J (0-4)	-	17-26	5th (-7.0)	4,124	2:57
44	5/27	@ SA	W, 1-0	Patrick, C (2-5)	Snider, D (0-3)	Saalfrank, A (1)	18-26	5th (-6.0)	4,828	2:30
45	5/28	@ SA	W, 9-3	Grammes, C (1-0)	Henry, H (1-2)	-	19-26	5th (-5.0)	3,530	2:46
5/29		OFF								
46	5/30	SPR	W, 7-1	Bain, J (1-2)	Gragg, L (0-3)	-	20-26	5th (-4.0)	4,179	2:11
47	5/31	SPR	W, 13-8	Stumpo, M (1-1)	Sawyer, L (1-2)	-	21-26	4th (-4.0)	4,177	3:03
48	6/1	SPR	W, 3-2	Grammes, C (2-0)	Pereira, W (3-3)	-	22-26	4th (-4.0)	4,690	1:54
49	6/2	SPR	PPD							
49	6/3 (1)	SPR	L, 5-4 (8)	Roycroft, C (1-0)	Backhus, K (0-1)	Granillo, A (2)	22-27	4th (-3.5)	-	2:26
50	6/3 (2)	SPR	W, 6-1 (7)	Olivero, D (2-4)	Hernandez, K (5-2)	-	23-27	4th (-4.0)	6,502	1:39
51	6/4	SPR	L, 6-5	Sawyer, L (2-2)	Grammes, C (2-1)	-	23-28	4th (-4.0)	5,636	2:44



SOD POODLES 2023 DAY-BY-DAY



GAME	DATE	OPPONENT	W/L	WINNING PITCHER	LOSING PITCHER	SAVE	RECORD	STANDING	ATTENDANCE	TOT
52	6/6	@ MID	W, 8-4	Albright, L (4-2)	Estes, J (3-4)	--	24-28	4th (-4.0)	3,738	2:33
53	6/7	@ MID	W, 4-0	Green, J (1-0)	Cusick, R (3-3)	--	25-28	3rd (-4.0)	3,042	2:35
54	6/8	@ MID	W, 12-3	Patrick, C (3-5)	Leal, D (2-2)	--	26-28	T-2nd (-3.0)	3,711	2:29
55	6/9	@ MID	W, 7-5	Olivero, D (3-4)	Howard, B (2-3)	Backhus, K (5)	27-28	T-2nd (-3.0)	6,290	2:19
56	6/10	@ MID	W, 13-10	Saalfrank, A (3-0)	Kubo, T (0-1)	Green, J (1)	28-28	2nd (-3.0)	5,032	2:46
57	6/11	@ MID	W, 4-1	Albright, L (5-2)	Estes, J (3-5)	Backhus, K (6)	29-28	2nd (-2.0)	2,190	2:23
	6/12	OFF								
58	6/13	SA	W, 10-2	Hill, J (1-4)	Wolf, J (5-6)	--	30-28	2nd (-1.0)	5,109	2:50
59	6/14	SA	L, 5-2	Quezada, J (1-1)	Patrick, C (3-6)	--	30-29	2nd (-2.0)	4,996	2:34
60	6/15	SA	L, 11-9	Blanchard, J (1-0)	Backhus, K (0-2)	Jacob, A (4)	30-30	2nd (-3.0)	5,703	3:36
61	6/16	SA	L, 12-9	Leasher, A (1-0)	Bain, J (1-3)	Malacki, B (1)	30-31	T-2nd (-4.0)	6,838	2:40
62	6/17	SA	W, 9-7	Saalfrank, A (4-0)	Gonzalez, B (0-1)	Green, J (2)	31-31	2nd (-3.0)	7,258	2:42
63	6/18	SA	L, 11-4	Wolf, J (6-6)	Goddard, J (1-2)	--	31-32	2nd (-4.0)	6,352	2:38
	6/19	OFF								
64	6/20	@ CC	L, 12-6	Brown, T (1-1)	Olivero, D (3-5)	--	31-33	T-2nd (-4.0)	3,351	3:03
65	6/21	@ CC	L, 5-4	Robaina, J (6-4)	Patrick, C (3-7)	McDonald, C (4)	31-34	3rd (-5.0)	3,587	2:28
66	6/22	@ CC	W, 7-5	Backhus, K (1-2)	Gaither, R (0-1)	--	32-34	T-2nd (-4.0)	4,084	2:55
67	6/23	@ CC	L, 10-9	Brown, T (2-1)	Stumpo, M (1-2)	--	32-35	3rd (-5.0)	4,612	2:57
68	6/24	@ CC	W, 5-3	Hill, J (2-4)	Chaidez, A (1-4)	--	33-35	T-2nd (-4.0)	6,008	2:35
69	6/25	@ CC	W, 6-3	Olivero, D (4-5)	Kouba, R (4-3)	--	34-35	2nd (-3.0)	5,991	2:18
END OF 1ST HALF										
70	6/28	TUL	W, 6-4	Backhus, K (2-2)	Dodson, T (4-5)	--	35-35, 1-0	T-1st (+1.0)	4,723	2:25
71	6/29	TUL	W, 12-7	Pope, A (2-0)	Frasso, N (1-3)	Green, J (3)	36-35, 2-0	T-1st (+1.0)	5,419	2:57
72	6/30	TUL	L, 7-6 (13)	Fisher, B (5-1)	Grammes, C (2-2)	--	36-36, 2-1	T-2nd (-1.0)	6,731	3:42
73	7/1	TUL	W, 12-10	Backhus, K (3-2)	Acosa, A (0-3)	--	37-36, 3-1	T-2nd (-1.0)	6,860	3:28
74	7/2	TUL	PSTP							
74	7/3 (1)	TUL	W, 15-7	Olivero, D (5-5)	Casparius, B (0-3)	--	38-36, 4-1			1:54
75	7/3 (2)	TUL	W, 10-9	Montes De Oca, C (1-1)	Sublette, R (1-3)	Green, J (4)	39-36, 5-1	T-1st (+2.0)	7,588	2:26
76	7/4	@ SPR	L, 9-8	Martinez, J (2-1)	Backhus, K (3-3)	Sawyer, L (6)	39-37, 5-2	T-1st (+1.0)	6,423	3:05
77	7/5	@ SPR								
78	7/6	@ SPR								
79	7/7	@ SPR								
80	7/8	@ SPR								
81	7/9	@ SPR								
	7/10-13	OFF								
ALL-STAR BREAK										
82	7/14	FRI								
83	7/15	FRI								
84	7/16	FRI								
	7/17	OFF								
85	7/18	WCH								
86	7/19	WCH								
87	7/20	WCH								
88	7/21	WCH								
89	7/22	WCH								
90	7/23	WCH								
	7/24	OFF								
91	7/25	@ MID								
92	7/26	@ MID								
93	7/27	@ MID								
94	7/28	@ MID								
95	7/29	@ MID								
96	7/30	@ MID								
	7/31	OFF								
97	8/1	CC								
98	8/2	CC								
99	8/3	CC								
100	8/4	CC								
101	8/5	CC								
102	8/6	CC								
	8/7	OFF								