



**SOD  
POODLES  
BASEBALL  
CLUB**

# NEWS & NOTES

**HODGETOWN**

**715 S. BUCHANAN ST**

**AMARILLO, TEXAS 79101**

**806-803-7762**

**TWITTER: @SODPOODLES**

Sod Poodles PR Department: Director, Cory Hilborne - CoryH@SodPoodles.com, 806-803-9614

**Arkansas Travelers (62-48, 17-24)**

**RHP Jimmy Joyce (0-2, 4.50 ERA)**

**VS.**

**Amarillo Sod Poodles (60-51, 26-16)**

**RHP Luke Albright (7-5, 5.85 ERA)**

Friday, August 18, 2023 • 7:05 PM CT • HODGETOWN • Radio: KVWE-102.9 FM • Game 112 • Home Game 55

## UPCOMING GAMES

DAY	DATE	OPPONENT	PROBABLE PITCHERS	TIME (CT)	RADIO
Sat	Aug 19	vs ARK	RHP Alex Valverde (0-0, 3.00 ERA) vs. RHP Jamison Hill (6-6, 4.97 ERA)	7:05 PM	KVWE-102.9 FM
Sun	Aug 20	vs ARK	RHP Kyle Tyler (6-9, 5.99 ERA) vs. TBA	6:05 PM	KVWE-102.9 FM
Tues	Aug 22	@ SA	TBA vs. TBA	6:05 PM	KVWE-102.9 FM

## SEASON RESULTS

Date	Site	Result
8/15	vs. ARK	W, 8-7
8/16	vs. ARK	W, 17-6
8/17	vs. ARK	L, 8-6
8/18	vs. ARK	
8/19	vs. ARK	
8/20	vs. ARK	
9/5	@ ARK	
9/6	@ ARK	
9/7	@ ARK	
9/8	@ ARK	
9/9	@ ARK	
9/10	@ ARK	

## ARKANSAS SERIES CAPSULE

2023 at Home: 2-1  
2023 on Road: 0-0  
All-Time at Home: 8-7  
All-Time on Road: 5-8  
All-Time Totals: 13-15

## STREAKS

Last 5 Games: 4-1  
Last 10 Games: 6-4  
Longest 2023 Winning Streak: 7  
Longest 2023 Losing Streak: 4 (2x)  
All-Time W/L: 258-246

## LEAGUE STANDINGS

### TEXAS LEAGUE 2ND HALF

North (W-L-PCT-GB)		
NW ARKANSAS	22-19	.537 -
WICHITA	22-20	.524 0.5
SPRINGFIELD	20-22	.476 2.5
ARKANSAS	17-24	.415 5.0
TULSA	15-27	.357 7.5
South (W-L-PCT-GB)		
AMARILLO	26-16	.619 -
MIDLAND	24-18	.571 2.0
FRISCO	23-19	.548 3.0
CORPUS CHRISTI	21-21	.500 5.0
SAN ANTONIO	19-23	.452 7.0

### OVERALL

North (W-L-PCT-GB)		
*ARKANSAS	62-48	.564 -
TULSA	56-55	.505 6.5
SPRINGFIELD	54-57	.486 8.5
NW ARKANSAS	51-59	.464 11.0
WICHITA	50-60	.455 12.0
South (W-L-PCT-GB)		
AMARILLO	60-51	.541 -
MIDLAND	56-55	.505 4.0
*SAN ANTONIO	56-55	.505 4.0
FRISCO	54-56	.491 5.5
CORPUS CHRISTI	54-57	.486 6.0

\* Clinched 1st half

## TEAM LEADERS

**AVERAGE:** .267 - Roberts  
**HITS:** 98 - Vukovich  
**2B:** 19 - Vukovich  
**TRIPLES:** 7 - Roberts  
**HOME RUNS:** 20 - Vukovich  
**RBI:** 83 - Vukovich  
**OPS:** .902 - Roberts  
**SB:** 17 - Castillo  
**SO (P):** 126 - Albright  
**SAVES:** 8 - Backhus  
**ERA:** 3.78 - Grammes  
**WINS:** 7 - Albright

## ATTENDANCE

Last: 4,373  
Total: 278,908  
Average: 5,453  
No. of Sellouts: 21

**GONE FISHIN':** Peter Solomon turned in his first quality start in his fifth start for Amarillo. The right-hander worked a season-high six innings, allowing three runs on five hits. The right-hander tied his career-high with 11 strikeouts, matching the mark he set on April 8, 2019 when he was in the Houston Astros organization. In that game against then Advanced-A Fredrick, he struck out 11 in just 4.2 IP in his first start of the season. The 11 strikeouts are now the most by an Amarillo pitcher this season, topping the 10 that Luke Albright set earlier this month on August 1st against Corpus Christi. It was the 16th time in team history where a pitcher had 10+ strikeouts in a game.

**RACKING 'EM UP:** The team set a franchise-high for strikeouts with 18 during a nine-inning game - paced by the 11 from Peter Solomon. The team's previous high for strikeouts in a nine-inning game was 16, which had been done five times. Amarillo had 18 strikeouts during a 12-inning game back on May 19, 2021 vs. Midland. Following Solomon each of the three relievers struck out at least two in their one inning of work, with Raffi Vizcaino striking out the side in the eighth. Amarillo now has 1,046 strikeouts on the season, the sixth-most in the Texas League this year.

**OPPO TACO THURSDAY:** Deyvison De Los Santos, the D-backs' no. 5-rated prospect hit his 12th home run of the season, an opposite-field two-run shot in the fifth inning. Since returning to the active roster on July 14th, De Los Santos is hitting .315 (35-for-111) with five home runs, seven doubles, a triple, and 18 RBI over his last 27 games.

**S.PECIAL DELIVERY:** S.P Chen continues to produce at the plate for Amarillo since his arrival. Playing in just his fourth game, the lefty-bat came through with a clutch two-out, two-RBI triple in the bottom of the eighth. It capped a multi-hit performance, his first in Amarillo threads and gave him his third extra-base hit of the five total hits he has so far in Double-A. He is hitting .385 (5-for-13) with six RBI since a promotion from High-A Hillsboro.

**BOMBS AWAY:** Amarillo has hit 31 home runs in 15 games during the month of August, already the third-most HR in any single month this season. Amarillo tied the franchise high with 43 home runs last month. The 160 home runs hit this season are the second-most among all Double-A clubs and are tied for the 12th most in the minors this year. The Salem Red Sox (Low-A, Boston) have the fewest home runs of any full-season minor league club this year with 47 in 108 games.

**TIMMY TWO HITS:** Tim Tawa recorded his 27th multi-hit game of the year, second-most on the team this year behind Ryan Bliss' 35. His 2-for-5 game last night included a RBI and extended his current hit streak to eight games. Since August 9th, Tawa is hitting .367 (11-for-30) with three home runs, two doubles, nine RBI, and eight walks. Tawa is second on the active club with 88 hits this season with his 66 RBI being good for the second-most.

**THREE PLEASE:** Amarillo had two triples last night, making it the third time this season with two three-baggers. A.J. Vukovich hit his 5th of the year with S.P Chen hitting his first. Arkansas also had two triples, making it four in the same game. It was the first time a Texas League game saw four triples since Arkansas and Tulsa did it on April 11, 2019. Amarillo ranks third in the Texas League with 29 triples this season. The Midland RockHounds lead the way with 39. Caleb Roberts currently leads the Texas League and is third in all of Double-A with seven triples.

**D'ORG RANKS:** Following a multi-hit game - his sixth with Amarillo, J.J. D'Orazio made it hits in 14 of his first 20 games with Amarillo. D'Orazio currently ranks fifth in the D-backs farm system this year among all qualified players with his .304 AVG. He is also T-4th with 22 doubles, fifth with 102 hits, and 10th with his 156 total bases.

**ALWAYS ON:** A.J. Vukovich extended his current on-base streak to 10 games with a multi-hit effort last night. He now sits at 98 hits on the year, seven away from the most by a Sod Poodle this year. His 83 RBI are the second-most in a single-season in team history, while his 20 home runs are the third-most.

## SOD POODLES BREAKDOWN

At Home: 30-24  
On the Road: 30-27  
Day Games: 8-6  
Night Games: 51-45  
vs. RHP: 50-43  
vs. LHP: 10-8  
First Half: 34-35  
Second Half: 26-16  
April: 11-10  
May: 10-16  
June: 15-10  
July: 15-9  
August: 9-6  
September: 0-0  
Monday: 2-0  
Tuesday: 7-10  
Wednesday: 12-6  
Thursday: 8-10  
Friday: 4-13  
Saturday: 16-4  
Sunday: 11-8

Scoring First: 33-21  
Opponent Scoring First: 27-30  
Extra Innings: 2-3  
Doubleheaders: 6-2  
Commit An Error: 34-31  
Commit No Errors: 26-20  
Walk-Off Wins: 4  
Walk-Off Losses: 3

vs. North 1st Half: 7-5  
vs. South 1st Half: 27-30  
vs. North 2nd Half: 18-9  
vs. South 2nd Half: 8-7

Scoring 4+ Runs: 52-33  
Opp. Scoring 4+ Runs: 28-49  
Scoring 3 Or Fewer Runs: 8-18  
Opp. Scoring 3 Or Fewer Runs: 32-22  
Out-Hit Opponent/Tie: 49-19  
Out-Hit By Opponent: 11-32  
Lead After 6: 44-11  
Trail After 6: 9-38  
Tied After 6: 7-2  
Lead After 7: 49-6  
Trail After 7: 4-41  
Tied After 7: 6-4  
Lead After 8: 49-2  
Trail After 8: 1-44  
Tied After 8: 4-5

### Series (W-L-T): 7-5-7

Game 1: 8-12  
Game 2: 14-5  
Game 3: 9-10  
Game 4: 6-11  
Game 5: 14-3  
Game 6: 9-8  
Series Sweeps: 1  
Series Been Swept: 0





# STARTING PITCHER



## #30 LUKE ALBRIGHT - RHP

HEIGHT: 6'4"

WEIGHT: 215

B/T: R/R

AGE: 23 (12/13/1999 in Fishers, IN)

22 G

7-5

126/62 K/BB

5.85 ERA

LAST WIN: 8/1/23 vs CC

LAST SAVE: None

LONGEST 2023 OUTING: 6.0 IP (5x, Last: 7/26 @ MID)

LAST HOME RUN ALLOWED: 8/12/2023 @ TUL (Ismael Alcantara, 4th inning, Solo)

CAREER VS. ARK: FIRST APPEARANCE

- Selected by the Arizona Diamondbacks in the 6th round of the 2021 MLB draft out of Kent State (Kent, OH).
- Spent the 2022 campaign (26 GS) in High-A Hillsboro, posting a 6-10 record and a 5.49 ERA (75 ER, 123.0 IP) while punching out 130 batters (9.5 K/9).
- While with Hillsboro (4/10-9/10/22), he held the crown for strikeouts, games started and innings pitched while holding the two (2) spot for wins among qualified club mates.
- Among D-Backs minor leaguers, his 130 punch outs last season was good for 4th best, his six (6) wins was tied 7th (25 GS), his 112 hits were the 2nd least allowed (120.0 IP), his 1.472 WHIP was the 7th lowest (120.0 IP) and his 9.5 K/9 is good for 3rd best (120.0 IP).
- Through his first 22 starts, he ranks ninth among all qualified pitchers in the D-backs farm system with his 5.85 ERA while his .270 BAA ranks 8th. He leads the organization in strikeouts (126) while his seven wins are the fourth most among D-backs farm hands in 2023.
- Set a career-high with 10 strikeouts on Aug. 5, 2023 against the Corpus Christi Hooks...One of two Amarillo arms with 10+ K's in a game in 2023.

### CAREER STATS

YEAR	TEAM	W-L	ERA	G	GS	CG	SHO	IP	H	R	ER	HR	HB	BB	SO	WP	GIDP	BAA
2021	Visalia (A-)	2-0	3.47	6	6	0	0	23.1	21	10	9	3	1	11	22	2	3	.247
2022	Hillsboro (A+)	6-10	5.49	26	26	0	0	123.0	125	80	75	17	9	56	130	13	4	.262
2023	Amarillo (AA)	7-5	5.85	22	22	0	0	100.0	106	70	65	10	4	62	126	5	2	.270
MINOR LEAGUE TOTALS		15-15	5.44	54	54	0	0	246.1	252	160	149	30	14	129	278	20	9	.264

### 2023 HIGHS

INNINGS: 6.0 IP (5x, Last: 7/26 @ MID)  
 HITS: 9 (6/17 vs. SA)  
 RUNS: 7 (3x, Last: 8/12 @ TUL)  
 EARNED RUNS: 7 (8/12 @ TUL)  
 STRIKEOUTS: 10 (8/1 vs CC)  
 WALKS: 5 (4/20 @ NWA)  
 HOME RUNS: 2 (3x, Last: 6/23 @ CC)  
 WINNING STREAK: 2 (3x, Last: 7/26-8/1)  
 LOSING STREAK: 2 (7/14-20)  
 SHORTEST START: 2.0 IP (4/20 @ NWA)  
 PITCHES THROWN: 100 (2x, Last: 7/26 @ MID)

### CAREER HIGHS

INNINGS: 7.0 IP (7/7/22 vs. EUG (HIL))  
 HITS: 9 (6/17/23 vs. SA)  
 RUNS: 7 (4x: Last: 8/12/23 @ TUL)  
 EARNED RUNS: 7 (8/12/23 @ TUL)  
 STRIKEOUTS: 10 (8/1/23 vs CC)  
 WALKS: 5 (2x: Last: 4/20/23 @ NWA)  
 HOME RUNS: 2 (7x: Last: 6/23/23 @ CC)  
 WINNING STREAK: 2 (4x: Last: 7/26 @ MID - 8/1 vs CC)  
 LOSING STREAK: 2 (2x, Last: 7/14-20/23)  
 SHORTEST START: 2.0 IP (2x: Last: 4/20/23 @ NWA)  
 PITCHES THROWN: 100 (2x, Last: 7/26/23 @ MID)

### 2023 SPLITS

VS. RIGHT: .301/.389/.494, 72 H, 17 2B, 3B, 9 HR, 44 RBI, 81 K, 32 BB  
 VS. LEFT: .222/.349/.333, 34 H, 10 2B, 2 3B, HR, 13 RBI, 45 K, 30 BB  
 HOME: 10 G, 2-4, 8.21 ERA, 41.2 IP, 42 R, 38 ER, 51 H, 7 HR 53 K, 30 BB  
 ROAD: 12 G, 5-1, 4.17 ERA, 58.1 IP, 27 ER, 55 H, 73 K, 32 BB  
 W/ RISP: .252/.355/.394, 32 H, 9 2B, 3 HR, 46 RBI, 48 K, 21 BB  
 DAY: 2 GS, 2-0, 11.0 IP, 5 H, 2 R, 2 ER, 14 K, 8 BB  
 NIGHT: 20 GS, 5-5, 89.0 IP, 68 R, 63 ER, 101 H, 10 HR 112 K, 54 BB  
 TEAM W/L IN STARTS: 12-10

### OPPOSING STARTER - RHP JIMMY JOYCE (0-2, 4.50 ERA)

CAREER VS. AMA: FIRST APPEARANCE

### BATTER-PITCHER MATCH-UPS (ACTIVE ROSTER, 2023)

#### SOD POODLES VS. JIMMY JOYCE:

PLAYER	H	AB	AVG	XBH	HR	RBI	BB	SO
Dalesandro, N								
Tawa, T								
Beer, S								
De Los Santos, D								
Castillo, N								
Centeno, J								
D'Orazio, J								
Chen, S								
Valdez, J								

#### TRAVELERS VS. LUKE ALBRIGHT:

PLAYER	H	AB	AVG	XBH	HR	RBI	BB	SO
Clase, J								
Packard, S								
Perez Jr., R								
Rodriguez, A								
Gilliam, I								
Polcovich, K								
Morgan, J								
Warmoth, L								
Scheffler, M								





**2023 HIGHS:** Hits - 4, Runs - 3, RBI - 3, HR - 1, 2B - 2, 3B - 0, BB - 2, K - 3, SB - 0

**2023 SPLITS:**

<b>LAST GAME:</b> 2-for-5, 2B, 2 RBI, R, 2 K	<b>LAST HOME RUN:</b> 8/5 vs CC off VanWey (Solo)	<b>CURRENT HITTING:</b> 3
<b>ARK SERIES:</b> 3-for-8, 2B, 2 RBI, 2 R, BB, 2 K	<b>LAST MULTI-HIT GAME:</b> 8/16 vs ARK (2-for-5)	<b>SEASON LONG HITTING:</b> 6
<b>TUL SERIES:</b> 2-for-21, R, 2 BB, 8 K		<b>CURRENT ON-BASE:</b> 3
		<b>SEASON-LONG ON-BASE:</b> 14

## #12 NEYFY CASTILLO - INF

**2023 HIGHS:** Hits - 4, Runs - 3, RBI - 5, HR - 2, 2B - 2, 3B - 1, BB - 2, K - 4, SB - 1

2023 SPLITS:

<b>LAST GAME:</b> 0-for-2, 2 BB, 2 R, K	<b>LAST HOME RUN:</b> 8/16 vs ARK off Semple (2-Run)	<b>CURRENT HITTING:</b> 0
<b>ARK SERIES:</b> 5-for-11, 3 HR, 2 2B, 9 RBI, 6 R, 2 BB, 3 K	<b>LAST MULTI-HIT GAME:</b> 8/16 vs ARK (4-for-5)	<b>SEASON LONG HITTING:</b> 14
<b>TUL SERIES:</b> 1-for-16, BB, R, 11 K		<b>CURRENT ON-BASE:</b> 3
		<b>SEASON-LONG ON-BASE:</b> 15

## #8 JUAN CENTENO - C

**2023 HIGHS:** Hits - 3, Runs - 2, RBI - 2, HR - 1, 2B - 1, 3B - 0, BB - 2, K - 3, SB - 1

## 2023 SPLITS:

<b>LAST GAME:</b> 1-for-5, R, 2 K <b>ARK SERIES:</b> 1-for-5, R, 2 K <b>TUL SERIES:</b> 2-for-8, R, 2 BB, K	<b>LAST HOME RUN:</b> 4/13 vs. CC off Cobos <b>LAST MULTI-HIT GAME:</b> 6/23 @ CC (2-for-4)	<b>CURRENT HITTING:</b> 4 <b>SEASON LONG HITTING:</b> 7 <b>CURRENT ON-BASE:</b> 10 <b>SEASON-ON-ON-BASE:</b> 10
---	--	--

## #9 S.P. CHEN - INF

**2023 HIGHS:** Hits - 2, Runs - 1, RBI - 2, HR - 1, 2B --, 3B - 1, BB - 2, K - 3, SB --

## 2023 SPLITS:






<b>LAST GAME:</b> 2-for-4, 3B, 2 RBI	<b>LAST HOME RUN:</b> 8/12 @ TUL off Ryan (2-Run)	<b>CURRENT HITTING:</b> 4
<b>ARK SERIES:</b> 2-for-4, 3B, 2 RBI	<b>LAST MULTI-HIT GAME:</b> 8/17 vs. ARK (2-for-4)	<b>SEASON LONG HITTING:</b> 4
<b>TUL SERIES:</b> 1-for-4, HR, 2 RBI, R, 3 K		<b>CURRENT ON-BASE:</b> 4
		<b>SEASON-LONG ON-BASE:</b> 4

## #2 J.J. D'ORAZIO - C

**2023 HIGHS:** Hits - 3, Runs - 1, RBI - 1, HR --, 2B - 1, 3B - 1, BB - 1, K - 2, SB --

**2023 SPLITS:**

<b>LAST GAME:</b> 2-for-4, RBI, R, 2 K	<b>LAST HOME RUN:</b> 7/9 vs VAN (A+) off Harrison (Solo)	<b>CURRENT HITTING:</b> 1
<b>ARK SERIES:</b> 2-for-8, RBI, R, 2 K	<b>LAST MULTI-HIT GAME:</b> 8/17 vs ARK (2-for-4)	<b>SEASON LONG HITTING:</b> 8
<b>TUL SERIES:</b> 3-for-17, 2B, 2 RBI, R, 3 K		<b>CURRENT ON-BASE:</b> 1
		<b>SEASON-LONG ON-BASE:</b> 8

 Traded to the Arizona Diamondbacks from the Toronto Blue Jays on Sept. 1, 2021 along with LHP Yaifer Perdomo as the PTBNL in the Joakim Soria trade.  
 **Currently ranked as the D-backs' no. 25 rated prospect (MLB Pipeline)**  
 Hit just two home runs during his first two professional seasons in the Blue Jays system (74 games)...**Has hit 10 in 174 games with ARI.**  
 **Has a hit in 14 of his first 20 Double-A games with 6 XBH...**First 3-hit night with Amarillo on July 29 at Midland.  
 **Ranks in the top 10 in the D-backs farm system this year in: 2B (22, T-4th), hits (102, 5th), AVG (.304, 5th), XBH (34, T-10th), and total bases (156, 10th)**



#5 NICK DALESANDRO - OF					2023 HIGHS: Hits - 3, Runs - 3, RBI - 3, HR - 1, 2B - 1, 3B - 1, BB - 2, K - 3, SB - 2																
HEIGHT: 5'11"					WEIGHT: 175		B/T: R/R					AGE: 26 (10/3/1996 in Joliet, IL)					2023 SPLITS:				
G	AVG	OBP	SLG	AB	R	H	2B	3B	HR	RBI	BB	SB/ATT	SO	V.RHP	V.LHP	HOME	AWAY	RISP			
55	.224	.302	.292	161	27	36	4	2	1	12	17	16/19	42	.223	.226	.260	.190	.214			
LAST GAME: 0-for-4, R, K						LAST HOME RUN: 7/4 @ SPR off Hence (Solo)								CURRENT HITTING: 0							
ARK SERIES: 0-for-4, R, K						LAST MULTI-HIT GAME: 7/8 (2) @ SPR (2-for-4)								SEASON LONG HITTING: 13							
TUL SERIES: 1-for-4, 3 R, 2 SB, K														CURRENT ON-BASE: 0							
														SEASON-LONG ON-BASE: 13							

- 🐾 Logged 42 combined games across three levels in 2019, hitting .256 (34-for-133), ending the year with a hit in 15 of his final 19 games played.
- 🐾 Played the entire 2021 season with High-A Hillsboro with 57 games behind the plate (53 GS), 15 games in RF (14 GS), and three games in LF (2 GS), hitting his first career HR on 6/9 vs TRI, an inside-the-park HR.
- 🐾 Posted his first 3-hit game in 2023 on June 15 vs SA....First 3-hit game since June 4, 2022 vs MID.
- 🐾 Hit his first home run of the 2023 season on July 4 @ SPR...Was just his fourth professional home run and third out of the park home run.
- 🐾 Logged the longest hit streak of his professional career with his 13-game stretch from May 28 - July 4....Previous career-long was nine games.

#13 DEYVISON DE LOS SANTOS - INF										2023 HIGHS: Hits - 3, Runs - 3, RBI - 3, HR - 1, 2B - 2, 3B - 1, BB - 2, K - 3, SB - 1														
HEIGHT: 6'1"					WEIGHT: 185					B/T: R/R					AGE: 20 (6/21/1993 in Santo Domingo, Dominican Republic)					2023 SPLITS:				
G	AVG	OBP	SLG	AB	R	H	2B	3B	HR	RBI	BB	SB/ATT	SO	V.RHP	V.LHP	HOME	AWAY	RISP						
90	.240	.291	.377	358	53	86	11	1	12	45	23	3/3	99	.240	.242	.289	.187	.260						
LAST GAME: 1-for-5, HR, 2 RBI, R, 3 K						LAST HOME RUN: 8/17 vs ARK off Saathoff (2-Run)						CURRENT HITTING: 5												
ARK SERIES: 5-for-14, HR, 2B, 3 RBI, 3 R, 5 K						LAST MULTI-HIT GAME: 8/16 vs ARK (2-for-5)						SEASON LONG HITTING: 12												
TUL SERIES: 6-for-22, HR, 2B, 3 RBI, 7 R, 5 K												CURRENT ON-BASE: 5												
												SEASON-LONG ON-BASE: 16												

- 🐾 Is currently ranked as the D-backs' no.5-rated prospect
- 🐾 Named the NWL Player of the Week (7/31/22), MiLB.com Organization All-Star (2022) and Single-A Postseason All-Star (Baseball America).
- 🐾 Won the batting title in the California League in 2022, hitting .329 in 78 games played for Visalia despite a promotion to Hillsboro on July 22, 2022.
- 🐾 Had a season-high 12-game hit streak (6/29 - 7/25) that included seven multi-hit games during the streak...Had a 14-game streak from 7/8-28/22
- 🐾 Since returning to the active roster on July 14th, he is hitting .315 (35-for-111) with seven doubles, five home runs, a triple, and 18 RBI.
- 🐾 Has been named D-backs' MiLB Player of the Month three times: June (2022), July (2022), July (2023).

#43 IVAN MELENDEZ - INF					2023 HIGHS: Hits - 3, Runs - 3, RBI - 4, HR - 2, 2B - 1, 3B - 1, BB - 1, K - 4, SB --														
HEIGHT: 6'3"			WEIGHT: 225		B/T: R/R			AGE: 23 (1/24/2000 in El Paso, TX)						2023 SPLITS:					
G	AVG	OBP	SLG	AB	R	H	2B	3B	HR	RBI	BB	SB/ATT	SO	V.RHP	V.LHP	HOME	AWAY	RISP	
26	.295	.350	.686	105	22	31	3	1	12	32	6	0/2	41	.255	.636	.317	.262	.243	
LAST GAME: 1-for-5, 3 K					LAST HOME RUN: 8/16 vs ARK off Semple (Solo)										CURRENT HITTING: 4				
ARK SERIES: 5-for-12, 2 HR, 4 RBI, 4 R, 2 BB, 5 K					LAST MULTI-HIT GAME: 8/16 vs ARK (2-for-4)										SEASON LONG HITTING: 7				
TUL SERIES: 4-for-20, 2 HR, 6 RBI, 2 R, 2 BB, 7 K															CURRENT ON-BASE: 4				
															SEASON-LONG ON-BASE: 7				

- 🐾 Selected by the Arizona Diamondbacks in the 2nd round (#43 overall) of the 2022 MLB Draft out of the University of Texas.
- 🐾 Currently ranked as the D-backs' no. 8-rated prospect
- 🐾 Began 2023 with High-A Hillsboro where he hit .270 in 58 games while setting the Hops single-season franchise-record with 18 HR....Was named NWL Player of the Week on June 25 after becoming the first Hops player to hit for the Cycle at Ron Tonkin Field on June 23 vs Everett.
- 🐾 Currently leads the D-backs' system with 30 HR and is T-2nd in all MiLB... One of just 14 players to ever have a 30+ HR in the D-backs farm system.
- 🐾 Since arriving in AA on July 14th, is 1st for the most HR (12) and RBI (32), T-2nd in XBH (16), 3rd in TB (72), 4th in SLG (.686), and 8th in OPS (1.036).
- 🐾 Became just the second Amarillo player with more than one multi-HR game this season (A.J. Vukovich) doing so in his first seven games with Amarillo.

#7 CALEB ROBERTS - OF										2023 HIGHS: Hits - 4, Runs - 3, RBI - 4, HR - 2, 2B - 2, 3B - 1, BB - 4, K - 4, SB - 1														
HEIGHT: 6'1"					WEIGHT: 195					B/T: L/R					AGE: 23 (2/9/2000 in West Palm Beach, FL)					2023 SPLITS:				
G	AVG	OBP	SLG	AB	R	H	2B	3B	HR	RBI	BB	SB/ATT	SO	V.RHP	V.LHP	HOME	AWAY	RISP						
76	.267	.376	.526	285	63	76	18	7	14	52	48	11/13	94	.275	.211	.321	.214	.298						
LAST GAME: 0-for-5, 3 K										LAST HOME RUN: 8/6 vs CC, off Macuare (Solo)										CURRENT HITTING: 0				
ARK SERIES: 1-for-9, 2B, RBI, 2 R, BB, 3 K										LAST MULTI-HIT GAME: 8/11 @ TUL (2-for-3)										SEASON LONG HITTING: 9				
TUL SERIES: 5-for-16, 2 2B, 3 RBI, 5 R, 7 BB, 4 K																				CURRENT ON-BASE: 0				
																				SEASON-LONG ON-BASE: 19				







- 🐾 Had a season-high nine game hit streak, where he is hit .400 (16-for-40, 2 HR, 3 2B, 3B, 7 RBI, 3 BB, 8 R) from June 28-August 9
- 🐾 Became the first Sod Poodle to ever homer in four straight games, doing so from June 30 - July 3...Has hit 11 home runs since June 25 (37 G) including his first career grand slam on July 3...It was Amarillo's second in 2023, and the 13th overall in franchise-history.
- 🐾 Logged the second multi-HR game of his professional career on July 15 vs Frisco...Set his single-season career-high for HR during the performance.
- 🐾 Was named Texas League Player of the Week for June 26 - July 2 after hitting .438 (7-for-16) with 3 HR, 2 2B, 4 RBI, 3 BB, .550 OBP, 1.125 SLG vs Tulsa.
- 🐾 Set a career-high with a four-hit game on August 1 vs. CC where he fell a home run shy of the cycle...His seven triples currently leads the league.

#10 TIM TAWA - OF					2023 HIGHS: Hits - 3, Runs - 3, RBI - 5, HR - 2, 2B - 2, 3B - 1, BB - 2, K - 3, SB - 1														
HEIGHT: 6'0"					WEIGHT: 196		B/T: R/R		AGE: 23 (4/7/1999 in West Linn, OR)					2023 SPLITS:					
G	AVG	OBP	SLG	AB	R	H	2B	3B	HR	RBI	BB	SB/ATT	SO	V. RHP	V. LHP	HOME	AWAY	RISP	
93	.259	.337	.476	340	59	88	15	1	19	66	41	8/15	94	.264	.231	.294	.224	.286	
LAST GAME: 2-for-5, RBI					LAST HOME RUN: 8/16 vs ARK off Benitez (2-Run)					CURRENT HITTING: 8									
ARK SERIES: 5-for-14, HR, 3 RBI, 3 R, BB					LAST MULTI-HIT GAME: 8/17 vs ARK (2-for-5)					SEASON LONG HITTING: 10									
TUL SERIES: 6-for-20, 2 HR, 2 2B, 6 RBI, 4 R, 7 BB, 3 K										CURRENT ON-BASE: 8									
										SEASON-LONG ON-BASE: 13									

- 🐾 Recorded his first career multi-HR game on 6/29 vs TUL, going 2-for-4 with two HR and five RBI...His five RBI also tied his career-high (June 17, 2021)
- 🐾 Hit his first career grand slam on July 9 on the road in Springfield...Included his second five RBI game in 2023 and third overall in his professional career.
- 🐾 He hit his 14th home run of the season on July 15 against Frisco which set a single-season career-high for home runs by the former Stanford Cardinal.
- 🐾 Set a single-season career-high for RBI with 55 on the season after a 3-RBI night on Aug. 1 vs CC...Previous high was 53 during the 2022 season.
- 🐾 Is one of just three players with more than one multi-HR game this season along with A.J. Vukovich and Ivan Melendez...Both games have come against TUL.



- Originally signed by the Los Angeles Dodgers to a minor league contract on July 3, 2017
- Appeared in 60 games with the DSL Dodgers in 2018, hitting .230 with 11 doubles, four triples, six home runs, and 27 RBI
- Was traded to the Pittsburgh Pirates on August 31, 2018 for David Freese
- Appeared in 81 games in the Pirates organization between 2019-2021 where he hit .269 with 13 doubles, a triple, 10 home runs, and 42 RBI
- Had his best season with PIT during the 2019 season with SS-Rk Bristol, hitting .292 in 55 games (12 2B, 3B, 5 HR, 34 RBI)
- After hitting a combined .212 in 26 games between High-A and Double-A in 2021, was released by the Pirates on July 28th, 2021
- Appeared in 48 games with the Ogden Raptors in 2022, hitting .378 with 20 XBH and 53 RBI.
- Signed by the Arizona Diamondbacks on Oct. 25, 2022 and assigned to Hillsboro...In 65 games with the Hops, hit .233 (12 2B, 4 3B, 10 HR, 38 RBI).
- Hit a HR in his first appearance as a position player with Amarillo on 8/13 @ TUL...Went 3-for-5 with three RBI.

-  Signed by the Arizona Diamondbacks as a minor league free agent on 5/3/23.
-  Former Mid-Season All-Star (2018, Lancaster JetHawks).
-  Entering his eighth season of pro ball, having split time in the Toronto Blue Jays, Philadelphia Phillies and now the D-backs farm system.
-  In his debut 2015 season with the DSL Blue Jays, he slashed .268/.354/.304 with three doubles and triples, 20 RBI and 10 swiped bags in 62 games.
-  **Recorded his first multi-hit game since 9/18/22 when he had a four-hit game on Corpus Christi on 8/5...Tied his career-high in hits during the process.**
-  **Hitting in the lead off spot for the first time this year, swatted his first career lead off HR on Aug. 5 vs Corpus Christi.**

- 🏆 After being drafted 119th overall out of high school, the D-Backs' number 10 prospect made his professional debut with the Visalia Rawhide on 5/4/2021.
- 🏆 He earned the 5th best batting average (.276, 129-for-468) in the D-backs organization among players with at least 115 games played in 2022.
- 🏆 Hit the first Grand Slam for Amarillo in 2023 (6/4 vs SPR) and was the first AMA player in 2023 with a multi-HR effort in the same game (2, 6/10 @ MID)
- 🏆 First Sod Poodles player ever with multiple Grand Slams in the same season and one of two players to hit multiple GS for Amarillo (Eduardo Diaz)
- 🏆 **Became just the second player in Sod Poodles history with a three-HR game**, doing so on July 3 vs TUL joining Edward Olivares (May 5, 2019)...  
It was the first three-HR game of his professional career. He also set a career-high with seven RBI which also tied the Sod Poodles franchise-high (Dominic Fletcher, 5/8/2022).
- 🏆 **His 20 home runs this year are third most in a single season in team history while his 83 RBI are the second-most.**



## TEAM BATTING

### OVERALL

	AVG	G	AB	R	H	TB	2B	3B	HR	RBI	BB	SO	SB	CS	OBP	SLG	OPS
	.272	111	3776	689	1028	1772	206	29	160	641	419	1048	148	44	.352	.469	.821

### MONTHLY

APRIL	.260	21	718	120	187	307	33	6	25	112	79	214	35	8	.336	.428	.764
MAY	.236	26	845	123	199	319	41	5	23	114	95	231	33	9	.318	.378	.696
JUNE	.296	25	883	170	261	443	52	8	38	158	95	232	32	10	.375	.502	.877
JULY	.283	24	788	166	223	419	53	7	43	152	94	222	31	11	.370	.532	.902
AUGUST	.292	15	542	110	158	284	27	3	31	105	56	149	17	6	.363	.524	.887
SEPTEMBER	-	-	-	-	-	-	-	-	-	-	-	-	-	-	-	-	-

### HOME VS. ROAD

HOME	.305	54	1851	392	564	1029	110	14	109	373	175	509	75	15	.373	.556	.929
ROAD	.241	57	1925	297	464	743	96	15	51	268	244	539	73	29	.333	.386	.719

### SITUATIONAL SPLITS

	AVG	G	AB	H	TB	2B	3B	HR	RBI	BB	SO	OBP	SLG	OPS
VS RIGHT	.274	111	3169	868	1510	179	23	139	552	362	883	.356	.476	.832
VS LEFT	.264	57	607	160	262	27	6	21	89	57	165	.330	.432	.762
W/ RISP	.279	111	1117	312	538	67	12	45	476	158	331	.369	.482	.851
TEAM IS AHEAD	.263	87	1485	390	652	96	11	48	246	172	404	.349	.439	.788
TEAM IS BEHIND	.286	85	1495	428	729	67	9	72	271	172	416	.367	.488	.855

### HOME RUNS

### MULTI-RBI GAMES

### MULTI-HIT GAMES

PLAYER	SOLO	2R	3R	GS	TOTAL	2	3	4	5+	TOTAL	2	3	4	5+	TOTAL
Beer	6	2			8	10	1			11	13	2	2		17
Bliss	8	3	1		12	8	3			11	23	12			35
Carrion						1				1					
Castillo	6	4	3	1	14	3	3	2	1	9	9	4	1		14
Centeno	1				1	3				3	12	2			14
Chen	1	1			2	2				2	1				1
D'Orazio											4	2			6
Dalesandro	1				1		1			1	6	2			8
De Los Santos	3	8	1		12	7	3			10	22	4			26
Del Castillo	6	4	2		12	5	3	2		10	16	1			17
Duzenack	4		1	1	6	7	3	1		11	10	6			16
English	4	1	1		6	3	1	1		5	5				5
Enriquez						3				3	4	1	1		6
Guzman		1			1	1	1			2	1	1			2
Lawlar	6	7	2		15	6	2	1		9	21	4			25
Melendez	7	3	2		12	3	3	3		9	8	2			10
Roberts	8	4	1	1	14	9	3	1		13	19	3	1		23
Tawa	10	6	2	1	19	10	4		2	16	23	4			27
Valdez		1			1		1			1		1			1
Vicuña	2		2		4		2			2	1	2	1		4
Vukovich	11	4	3	2	20	7	7	4	2	20	19	7			26
Watkins						1				1					
TOTALS:	84	49	21	6	160	89	41	15	5	150	216	60	6	0	282

### HOME RUN VARIANTS

**WALK-OFF HR (1):** Beer (8/5 vs CC, 9th inning, solo)

**BACK-TO-BACK HR (6):** English/Vukovich (4/16 vs CC, 7th inning); Roberts/Vukovich (6/3 (1) vs. SPR, 6th inning); Del Castillo/De Los Santos (6/13 vs SA, 7th inning); Beer/Roberts (7/1 vs TUL, 6th inning); Lawlar/Vukovich (7/3 (1) vs TUL, 1st inning); Roberts/Melendez (7/23 vs WCH, 1st inning);

**MULTI-HR GAMES (7):** Melendez (2x, 7/18 vs WCH, 7/23 vs WCH); Tawa (2x, 6/29 vs TUL, 8/12 @ TUL); Vukovich (6/10 @ MID); Roberts (7/15 vs FRI); Castillo (8/16 vs ARK)

**THREE-HR GAMES (1):** Vukovich (7/3 (1) vs TUL)

**EXTRA-INNING HR (0):**

**GRAND SLAMS (6):** Vukovich (2x, 6/4 vs. SPR, 5th inning; 8/2 vs CC, 4th inning); Roberts (7/3 (2) vs TUL, 5th inning); Tawa (7/9 @ SPR, 3rd inning); Duzenack (7/30 @ MID, 7th inning); Castillo (8/15 vs ARK, 5th inning)

**INSIDE-THE-PARK HR (1):** Lawlar (7/3 (1) vs TUL, 1st inning)

**PINCH-HIT HR (0):**

**HR IN CONSECUTIVE GAMES (20):** Vukovich (4x: 5/5-6 @CC; 6/1-6/3 G1 vs SPR; 6/17-18 vs SA; 7/21-22 vs WCH); Del Castillo (3x: 5/30-31 vs. SPR; 6/8-10 @ MID; 7/8 @ SPR); Bliss (2x: 5/5-6 @ CC; 6/10 @MID - 6/13 vs SA); Castillo (2x: 7/15-16 vs FRI; 8/15-16 vs ARK); Tawa (2x: 5/28 @ SA - 5/30 vs. SPR; 6/3/4 vs. SPR); Roberts (2x: 6/25 @ CC, 6/28 vs TUL; 6/30-7/1 vs TUL); Melendez (2x: 7/14-15 vs FRI; 8/12 @ TUL - 8/15 vs ARK); Lawlar (4/15 vs. CC - 4/18 @ NWA); English (4/23 @ NWA - 4/25 vs. FRI); ; De Los Santos (7/18-19 vs WCH)

**HR IN THREE CONSECUTIVE GAMES (3):** Melendez (2x: 7/14-15 vs FRI, 7/18 vs WCH; 8/12 @ TUL - 8/15-16 vs ARK); Castillo (7/15-16 vs FRI, 7/18 vs WCH)

**HR IN FOUR CONSECUTIVE GAMES (1):** Roberts (6/30 - 7/3 vs TUL)

**LEAD OFF HR (9):** Bliss (6x: 4/27 vs. FRI; 5/10 vs. MID; 5/18 @ FRI; 6/10 @ MID; 6/13 vs SA; 6/22 @ CC); Tawa (6/4 vs. SPR); Duzenack (6/11 @ MID); Vicuña (8/5 vs CC)



STARTS BY BATTING ORDER (TEAM RECORD)									
PLAYER	1	2	3	4	5	6	7	8	9
Beer			3-1	31-17	4-3				
Bliss	32-36								
Carrion									1-0
Castillo						1-2	9-6	16-22	11-6
Centeno		1-2	2-1	0-2		6-0	7-4	10-8	4-6
Chen									3-1
D'Orazio							3-2	4-3	4-4
Dalesandro							2-2	5-1	19-19
De Los Santos				10-9	13-21	23-8	3-3		
Del Castillo		1-0	0-2	4-4	16-8	4-10	6-8		
Duzenack	12-5	3-1				0-2	2-4	4-4	5-0
English			7-5	1-0	1-1		1-0	1-1	
Enriquez	1-1	0-1	4-8	0-1	1-0	1-0	3-7	7-2	2-6
Guzman							2-3		2-2
Lawlar	5-1	42-41							
Melendez			1-0	8-7	6-4				
Roberts	5-2	9-3	8-14	1-1	2-4	3-5	12-5	0-1	
Tawa	2-5	4-3		1-1	11-6	14-17	10-7	7-4	
Valdez								1-0	
Vicuña	3-1							5-5	7-5
Vukovich			35-20	4-9	6-4	8-7			
Watkins									2-2

STARTS BY POSITION (TEAM RECORD)									
C	1B	2B	3B	SS	LF	CF	RF	DH	
	29-19							9-2	
		26-29		5-5				2-2	
					1-0				
	2-3				4-4	5-7	24-15	2-7	
20-12								10-11	
		3-1							
9-6								2-3	
0-1					5-2	15-17	6-2		
	13-12		35-26					1-3	
17-24								14-8	
		6-5	3-6	7-3	6-1	2-1	2-0		
	8-3				1-2			2-2	
						2-0	15-24	2-2	
					3-4		1-1		
				44-40				2-2	
	5-3		8-8					2-0	
14-8	2-5				15-14		2-4	7-4	
		22-14	1-4		10-8	10-11	4-3	2-2	
		1-0							
		2-2	4-1	4-3	2-5		3-0	0-1	
	1-6		9-6		12-10	26-15	3-1	2-2	
					1-1		0-1	1-0	

8+ GAME HITTING STREAKS (CURRENT IN BOLD)		
PLAYER	LENGTH / DATES	STREAK STATS
Castillo	14 G, 6/4-28	.352 (19-for-54), 3 HR, 2 2B, 3B, 12 RBI, 12 R, 4 SB
Dalesandro	13 G, 5/28-7/4	.409 AVG (18-for-44), HR, 2 2B, 2 3B, 5 RBI, 4 BB, 6 SB, 10 R
De Los Santos	12 G, 6/29-7/25	.408 (20-for-49), 2 HR, 2 2B, 3B, 11 RBI, 10 R, BB
Duzenack	12 G, 6/15-7/4	.449 AVG (22-for-49) 5 2B, 3 HR, 14 RBI, 13 R, 4 BB
English	12 G, 4/19-5/2	.370 AVG (17-for-46), 6 2B, 4 HR, 16 RBI, 7 BB, 8 R
Vukovich	11 G, 4/29-5/16	.348 AVG (16-for-46), 3 2B, 3 HR, 3B, 9 RBI, BB, 9 R
Bliss	10 G, 4/6-4/19	.438 AVG (21-for-48), 3 2B, 2 3B, HR, 8 RBI, 8 R
Del Castillo	10 G, 5/19-5/31	.406 AVG (13-for-32), 2 2B, 2 HR, 8 RBI, 9 BB, 7 R
Tawa	10 G, 5/28-6/15	.395 AVG (15-for-38), 4 HR, 2 2B, 10 RBI, 3 BB, 6 R
Bliss	9 G, 6/8-18	.395 AVG (17-for-43), 3 HR, 4 2B, 3B, 13 RBI, 10 R
Bliss	9 G, 5/23-6/3	.357 AVG (15-for-42), 2B, 3B, 2 BB, 3 RBI, 6 SB, 8 R
Bliss	9 G, 5/4-5/14	.459 (17-for-37), 4 2B, 4 HR, 8 RBI, 4 BB, 10 R, 3 SB
Lawlar	9 G, 7/30-8/10	.385 AVG (15-for-39), 3 2B, 2 HR, 9 RBI, 13 R, 4 BB
Lawlar	9 G, 6/6-15	.410 AVG (16-for-39), 2 HR, 4 2B, 3B, 4 RBI, 4 BB, 14 R
Lawlar	9 G, 5/23-6/3	.389 AVG (14-for-36), 3 2B, 2 HR, 3 BB, 6 RBI, 3 SB, 6 R
Roberts	9 G, 7/28-8/9	.400 AVG (16-for-40), 2 HR, 3 2B, 3B, 7 RBI, 8 R, 3 BB
Tawa	8 G, 8/9-17	.367 AVG (11-for-30), 3 HR, 2 2B, 9 RBI, 8 BB, 7 R

MULTI-RUN INNINGS		
RUNS	NO. OF TIMES	LAST
2	78	8/17 vs ARK, 8th inning
3	35	8/13 @ TUL, 6th inning
4	26	8/16 vs ARK, 2nd inning
5	12	8/16 vs ARK, 8th inning
6	8	8/2 vs CC, 4th inning
7	5	6/29 vs TUL, 1st inning
8+	-	

SCORE BY INNING												
	1	2	3	4	5	6	7	8	9	10	11+	TOTAL
OPP	83	71	83	80	90	93	74	48	45	2	3	671
AMA	82	71	80	69	91	69	106	79	37	3	2	689

ERRORS BY POSITION		
POSITION	SOD POODLES	OPPONENT
C	12	10
1B	8	11
2B	14	10
3B	18	13
SS	13	16
LF	2	3
CF	3	3
RF	3	3
P	9	13
TOTAL	82	82



## FIELDING

CATCHER'S BOX (W/L BASED ON STARTS)						
PLAYER	CS	SB	ATT	CS %	PB	W-L
Centeno	8	30	38	.211	3	20-12
D'Orazio	6	15	21	.286	1	9-6
Dalesandro	0	4	4	.000	0	0-1
Del Castillo	14	38	52	.269	7	17-24
Roberts	7	28	35	.200	6	14-8
TOTAL	35	115	150	.233	17	60-51

TEAM FIELDING						
%	G	PO	A	E	DP	PB
.979	111	2889	911	82	68	17



# NOTABLE GAMES



AMARILLO HAVE 5 OR FEWER HITS		
DATE	HITS	OPPONENT
4/15	4	CC
4/20	4	@NWA
4/22	3	@NWA
4/27	5	FRI
5/2	5	@CC
5/4	2	@CC
5/12	5	MID
5/14 (G2)	4	MID
5/16	2	@FRI
5/18	2	@FRI
5/19	4	@FRI
5/21	4	@FRI
5/26	5	@SA
6/20	4	@CC
7/8 (1)	5	@ SPR
7/20	5	vs WCH
7/21	5	vs WCH
8/10	5	@ TUL
8/11	3	@ TUL
TOTAL: 19 (6 HOME, 13 ROAD)		

OPPONENTS HAVE 5 OR FEWER HITS		
DATE	HITS	OPPONENT
4/7	3	@FRI
4/19	2	@NWA
4/20	4	@NWA
4/27	5	FRI
5/2	3	@CC
5/3	5	@CC
5/4	5	@CC
5/14 (G1)	2	MID
5/21	3	@FRI
5/26	5	@SA
5/27	2	@SA
5/30	3	SPR
6/1	5	SPR
6/3 (G2)	4	SPR
6/7	3	@MID
6/11	3	@ MID
6/24	5	@ CC
6/25	5	@ CC
7/15	5	vs FRI
7/16	3	vs FRI
8/3	5	vs CC
8/9	4	@ TUL
TOTAL: 22 (8 HOME, 14 ROAD)		

AMARILLO HAVE 10 OR MORE RUNS		
DATE	RUNS	OPPONENT
4/12	13	CC
4/14	10	CC
4/26	12	FRI
4/29	11	FRI
5/5	12	@CC
5/14 (G1)	10	MID
6/8	12	@MID
6/10	13	@ MID
6/13	15	vs SA
6/29	12	vs TUL
7/1	12	vs TUL
7/3 (1)	15	vs TUL
7/3 (2)	10	vs TUL
7/15	11	vs FRI
7/18	10	vs WCH
8/2	11	vs CC
8/12	10	@ TUL
8/16	17	vs ARK
TOTAL: 18 (14 HOME, 4 ROAD)		

OPPONENTS HAVE 10 OR MORE RUNS		
DATE	RUNS	OPPONENT
4/6	12	@FRI
4/12	10	CC
4/14	13	CC
4/16	11	CC
4/18	16	@NWA
4/26	11	FRI
4/28	12	FRI
4/30	12	FRI
5/6	12	@CC
5/9	11	MID
5/11	16	MID
5/14 (G2)	13	MID
5/17	10	@FRI
5/23	14	@SA
5/31	13	SPR
6/10	10	@MID
6/15	11	vs SA
6/16	12	vs SA
6/18	11	vs SA
6/20	12	@CC
7/1	10	vs TUL
7/23	12	vs WCH
7/28	10	@ MID
8/2	13	vs CC
8/6	14	vs CC
TOTAL: 25 (17 HOME, 8 ROAD)		

## EXTRA INNING GAMES (5) 2-3

DATE	OPP	RESULT	SCORE	W	L	S	TIME
4/20	@NWA	W (10)	3-2	Otanez, M (1-0)	Biasi, D (1-1)	Rice, J (1)	3:08
4/26	FRI	W (10)	12-11	Workman, B (1-0)	Church, M (0-1)	-	3:24
5/20	@FRI	L (10)	8-7	Kelly, A (2-0)	Stumpo (0-1)	-	3:26
6/3 (G1)	SPR	L (8)	5-4	Roycroft, C (1-0)	Backhus, K (0-1)	Granillo, A (2)	2:26
6/30	TUL	L (13)	7-6	Fisher, B (5-1)	Grammes, C (2-2)	-	3:42

## PINCH HITTER TOTALS

PLAYER	DATE	SITUATION	RESULT
Watkins	5/9	Bot 8, 2 outs	Triple
Tawa	6/30	Bot 8, 1 out	Sac Fly
Beer	6/30	Bot 11, 0 out	Sac Fly
Vicuña	7/20	Bot 9, 0 out	E 9

## DOUBLEHEADERS (4) 6-2

DATE	OPP	RESULT	SCORE	W	L	S	TIME
5/14 (1)	MID	W	10-1	Albright, L (2-2)	Ginn, J (0-2)	-	1:40
5/14 (2)	MID	L	13-1	Tomioka, S (1-0)	Hill, J (0-3)	-	2:32
6/3 (1)	SPR	L (8)	5-4	Roycroft, C (1-0)	Backhus, K (0-1)	Granillo, A (2)	2:26
6/3 (2)	SPR	W	6-1	Olivero, D (2-4)	Hernandez, K (5-2)	-	1:39
7/3 (1)	TUL	W	15-7	Olivero, D (5-5)	Casparius, B (0-3)	-	1:54
7/3 (2)	TUL	W	10-9	Montes De Oca, C (1-1)	Sublette, R (1-3)	Green, J (4)	2:26
7/8 (1)	@ SPR	W	4-3	Hill, J (3-4)	Pereira, W (5-5)	Pope, A (1)	2:07
7/8 (2)	@ SPR	W	7-6	Backhus, K (4-3)	Pope, B (1-2)	Green, J (5)	2:16

## WALK-OFF WINS

DATE	SCORE	GAME-WINNING PLAY
4/26	12-11 (10th)	Lawlar RBI-double
6/1	3-2 (7th)	Duzenack two RBI Single
8/3	4-3	Roberts RBI-double
8/5	8-7	Beer solo HR





















## SHUTOUTS (7) 5-2

DATE	OPP	RESULT	SCORE	W	L	S	TIME
4/19	@NWA	W	5-0	Jarvis, B (2-1)	Veneziano, A (1-1)	-	2:29
4/21	@NWA	L	5-0	Hoffmann, A (2-1)	Hill, J (0-1)	-	2:26
4/22	@NWA	L	5-0	Marsh, A (1-0)	Patrick, C (0-3)	-	2:14
5/3	@CC	W	3-0	Pope, A (1-0)	Kouba, R (1-1)	Backhus, K (4)	2:15
5/27	@SA	W	1-0	Patrick, C (2-5)	Snider, D (0-3)	-	2:30
6/7	@MID	W	4-0	Green, J (1-0)	Cusick, R (3-3)	-	2:35
7/16	vs FRI	W	8-0	Lin, Y (1-0)	Bremer, N (0-1)	-	2:24



#14 KYLE BACKHUS - LHP										2023 HIGHS: IP - 2.0, K - 4, BB - 2, H - 5, R - 5, ER - 5										RECENT APPEARANCES									
HEIGHT: 6'4"		WEIGHT: 185		B/T: L/L		AGE: 25 (1/31/1998 in New Waverly, TX)						DATE	DEC	P-S	IP	H	R	ER	HR	BB	SO	IR/S							
38 G		5-4		8/12 SV/SVO		62/23 K/BB		4.09 ERA						7/4	L (3) BS (3)	29-20	1.0	3	3	2	0	1	0/0						
OVERALL: 38 G, 25 GF, 50.2 IP, 51 H, 23 ER, 6 HR, 62 K, 23 BB AUGUST: 5 G, 1-1, 3.38 ERA, 4 GF, SV, BS, 8.0 IP, 7 H, 3B, 3 R, 3 ER, 12 K, 3 BB																													
LAST 10 G: 1-1, 1.93 ERA, 2 SV, 6 GF, 14.0 IP, 14 H, 3 ER, 18 K, 6 BB VS. ARK: 1 G, 0-0, GF, 2.0 IP, 3 K, 2 BB																													
<div><div></div><div>Named as a D-backs Organization All-Star last season by MiLB.com</div><div><div></div><div>Allowed no earned runs in 30 of his 40 appearances in 2022 and logged his season high 2.0 IP 11 separate times.</div><div><div></div><div>From 5/14-8/26/2022 (34.2 IP), he held his opponent to 0 earned runs in 22 out of 26 straight appearances, allowing just seven (7) earned runs total (1.84 ERA)</div><div><div></div><div>Ranks second in the D-backs' organization in saves (14) since the start of the 2022 season.</div></div></div></div></div>																													
2023 SPLITS		VS. RHB: .273/.336/.453, 38 H, 5 HR, 6 2B, 38 RBI, 45 K, 12 BB HOME: 18 G, 3-3, 6.46 ERA, 3 SV, 23.2 IP, 25 H, 18 R, 17 ER, 6 HR, 31 K, 14 BB W/ RISP: .207/.233/.345, 12 H, HR, 3 2B, 3B, 18 RBI, 20 K, BB										VS. LHB: .206/.333/.317, 13 H, 4 2B, HR, 7 RBI, 17 K, 11 BB AWAY: 20 G, 2-1, 2.00 ERA, 14 GF, 5 SV, 27.0 IP, 26 H, 6 ER, 31 K, 9 BB										LAST WIN: 8/5/23 vs CC LAST LOSS: 8/2/23 vs CC LAST SAVE: 8/10/23 @ TUL							
#38 CONOR GRAMMES - RHP										2023 HIGHS: IP - 3.1, K - 5, BB - 4, H - 4, R - 3, ER - 2										RECENT APPEARANCES									
HEIGHT: 6'1"		WEIGHT: 200		B/T: R/R		AGE: 26 (7/13/1997 in McLean, VA)						DATE	DEC	P-S	IP	H	R	ER	HR	BB	SO	IR/S							
22 G		3-2		0/2 SV/SVO		49/26 K/BB		3.78 ERA						6/30	L (2)	15-9	1.0	1	1	0	0	1	0/0						
OVERALL: 22 G, 2 HLD, 5 GF, 33.1 IP, 28 H, 14 ER, 5 HR, 49 K, 26 BB AUGUST: 4 G (3 GS), 0-0, 6.75 ERA, 8.0 IP, 4 H, 8 R, 6 ER, 3 HR, 14 K, 9 BB																													
LAST 10 G: 1-0, 4.15 ERA, 5 GS, 17.1 IP, 16 H, 8 ER, 4 HR, 31 K, 11 BB VS. ARK: 1 GS, 0-0, 10.80 ERA, 1.2 IP, H, 2 R, 2 ER, HR, 3 K, 3 BB																													
<div><div></div><div>Selected by the Arizona Diamondbacks 5th round of the 2019 MLB draft out of Xavier University (Cincinnati, OH).</div><div><div></div><div>In games where he logged at least 2.0 innings on the bump (6 G) in 2022, he also posted his most single-game strikeouts, encompassing both of his five (8/4 &amp; 8/13) and four K (8/9 &amp; 8/30) performances.</div><div><div></div><div>Across a 12 game stretch, he logged at least two strikeouts in all but one relief appearances from 7/15-9/3/22 (19.0 IP), logging 36 total punch outs (17.1 K/9) across the stretch.</div></div></div></div>																													
2023 SPLITS		VS. RHB: .132/.282/.176, 9 H, 3 2B, 5 RBI, 33 K, 13 BB, 85 PA HOME: 11 G, 2-2, 4.15 ERA, 17.1 IP, 15 H, 2 HR, 8 ER, 25 K, 16 BB W/ RISP: .195/.352/.341, 8 H, 16 RBI, 2 HR, 15 K, 10 BB, 54 PA										VS. LHB: .358/.485/.642, 19 H, 5 HR, 17 RBI, 16 K, 13 BB, 66 PA AWAY: 11 G, 1-0, 3.38 ERA, 2 GS, 2 HLD, 2 GF, 16.0 IP, 13 H, 3 HR, 6 ER, 24 K, 10 BB										LAST WIN: 7/19/23 vs. WCH LAST LOSS: 6/30/23 vs. TUL LAST SAVE: 5/21/23 @ EUG (A+)							
#35 DILLON LARSEN - LHP										2023 HIGHS: IP - 3.0, K - 2, BB - 4, H - 2, R - 5, ER - 5										RECENT APPEARANCES									
HEIGHT: 6'5"		WEIGHT: 230		B/T: R/L		AGE: 24 (7/9/1998 in Ellensburg, WA)						DATE	DEC	P-S	IP	H	R	ER	HR	BB	SO	IR/S							
6 G		0-0		0/0 SV/SVO		10/16 K/BB		5.40 ERA						4/26	ND	10-5	0.1	0	0	0	0	1	0	3/1					
OVERALL: 6 G, 11.2 IP, GF, 6 H, 7 R, 7 ER, 10 K, 16 BB AUGUST: 4 G, 0-0, 7.00 ERA, GF, 9.0 IP, 5 H, 7 ER, 8 K, 13 BB																													
LAST 10 G: 0-0, 5.40 ERA, GF, 11.2 IP, 6 H, 7 ER, 10 K, 16 BB VS. ARK: 1 G, 0-0, 0.00 ERA, 3.0 IP, H, 2 K, 3 BB																													
<div><div></div><div>Signed by the Arizona Diamondbacks as a minor league free agent on May 13, 2022 out of Central Washington University.</div><div><div></div><div>From 7/12-9/3/2022, he allowed just four earned runs across 12 relief appearances (18.2 IP), good for a 1.99 ERA.</div><div><div></div><div>Appeared in 25 games with High-A Hillsboro in 2023, going 1-4 with a 4.54 ERA over 41.2 IP with 55 K and 38 BB.</div><div><div></div><div>Across eight total Double-A appearances with Amarillo over the last two years is 0-1 with a 5.94 ERA (11 H, 11 ER, 14 K, 20 BB)</div></div></div></div></div>																													
2023 SPLITS		VS. RHB: .143/.351/.214, 4 H, 2 2B, 3 RBI, 5 K, 8 BB, 37 PA HOME: 5 G, 0-0, 4.82 ERA, 9.1 IP, 4 H, 5 ER, 8 K, 13 BB W/ RISP: .167/.464/.222, 3 H, 2B, 5 RBI, 6 K, 10 BB, 28 PA										VS. LHB: .167/.500/.250, 2 H, 2B, 2 RBI, 5 K, 8 BB, 20 PA AWAY: 1 G, 0-0, 7.71 ERA, GF, 2.1 IP, 2 H, 2 R, 2 ER, 2 K, 3 BB										LAST WIN: 6/24/23 vs EVE (A+) LAST LOSS: 6/9/23 vs SPO (A+) LAST SAVE: 8/28/22 @ VAN (A+)							
#24 - LHP WILL MABREV										2023 HIGHS: IP - 3.0, K - 2, BB - 2, H - 3, R - 2, ER - 2										RECENT APPEARANCES									
HEIGHT: 6'0"		WEIGHT: 185		B/T: L/L		AGE: 22 (9/23/00 in Cookeville, TN)						DATE	DEC	P-S	IP	H	R	ER	HR	BB	SO	IR/S							
9 G		2-0		2/2 SV/SVO		11/8 K/BB		4.15 ERA						7/14	ND	20-9	1.0	0	0	0	0	1	0/0						
OVERALL: 9 G, GS, 2 GF, 2 HLD, 13.0 IP, 8 H, 6 R, 6 ER, 3 HR, 11 K, 8 BB AUGUST: 4 G, 1-0, 4.76 ERA, GS, GF, SV, 5.2 IP, 3 H, 3 ER, 2 HR, 4 K, 5 BB																													
LAST 10 G: 2-0, 4.15 ERA, GS, 2 GF, 2 HLD, 13.0 IP, 8 H, 6 R, 6 ER, 3 HR, 11 K, 8 BB VS. ARK: 1 G, 0-0, 18.00 ERA, 1.0 IP, 2 H, 2 R, 2 ER, HR, BB																													
<div><div></div><div>Selected by the Arizona Diamondbacks in the 6th round of the 2022 MLB Draft out of the University of Tennessee</div><div><div></div><div>Following the draft, was placed on the 60-day IL</div><div><div></div><div>Made his professional debut on April 6, 2023 with Low-A Visalia...In 9 games, went 2-0 with a 3.95 ERA over 13.2 IP</div><div><div></div><div>Appeared in 18 games with High-A Hillsboro going 1-1 with a 2.33 ERA over 27.0 IP and had 31 K to just five walks.</div></div></div></div></div>																													
2023 SPLITS		VS. RHB: .167/.324/.500, 5 H, 3 HR, 2B, 3 RBI, 5 K, 6 BB, 38 PA HOME: 6 G, 0-0, 6.43 ERA, 2/2 SVO, HLD, 7.0 IP, 7 H, 5 ER, 3 HR, 6 K, 6 BB W/ RISP: .071/.133/.071, H, 2 RBI, 3 K, BB, 16 PA										VS. LHB: .188/.278/.250, 3 H, 2B, 2 RBI, 6 K, 2 BB, 18 PA AWAY: 3 G, 2-0, 1.50 ERA, 6.0 IP, H, ER, 5 K, 2 BB										LAST WIN: 8/9/23 @ TUL LAST LOSS: 6/3/23 @ EVE (A+) LAST SAVE: 8/1/23 vs CC							
#40 CHRISTIAN MONTES DE OCA - RHP										2023 HIGHS: IP - 2.1, K - 3, BB - 2, H - 5, R - 4, ER - 3										RECENT APPEARANCES									
HEIGHT: 6'4"		WEIGHT: 230		B/T: R/R		AGE: 23 (8/30/1999 in Santo Domingo, Dominican Republic)						DATE	DEC	P-S	IP	H	R	ER	HR	BB	SO	IR/S							
33 G		2-2		4/6 SV/SVO		40/20 K/BB		4.50 ERA						7/6	L (2) BS (2)	27-17	1.0	3	4	3	1	2	0	0/0					
OVERALL: 33 G, 7 HLD, 14 GF, 46.0 IP, 39 H, 23 ER, 7 HR, 40 K, 20 BB AUGUST: 5 G, 1-0, 2.08 ERA, 2 SV, 8.2 IP, 5 H, 3 HR, 4 R, 2 ER, 8 K, 2 BB																													
LAST 10 G: 1-0, 2.30 ERA, 5 GF, HLD, 2 SV, 15.2 IP, 12 H, 4 HR, 4 ER, 15 K, 2 BB VS. ARK: 1 G, 1-0, 3.86 ERA, 2.1 IP, H, R, ER, HR, K, BB																													
<div><div></div><div>Allowed runs in just two of his 10 games with Low-A Visalia to begin his professional career in 2022.</div><div><div></div><div>Made his professional debut on 4/21/2022 vs. San Jose tossing two scoreless innings where he struck out five batters.</div><div><div></div><div>Was a perfect 13-for-13 in save opportunities, tied for the most in the Diamondbacks farm system in 2022.</div><div><div></div><div>By April's end, he earned a 1.02 WHIP and a .139 BAA (5-for-36) in seven relief appearances (10.2 IP).</div></div></div></div></div>																													
2023 SPLITS		VS. RHB: .176/.219/.315, 19 H, 4 HR, 2B, 3B, 11 RBI, 30 K, 5 BB HOME: 16 G, 2-0, 5.18 ERA, 24.1 IP, 24 H, 4 HR, 14 ER, 21 K, 11 BB W/ RISP: .300/.357/.420, 15 H, 3 2B, HR, 18 RBI, 16 K, 4 BB										VS. LHB: .317/.443/.540, 20 H, 5 2B, 3 HR, 16 RBI, 10 K, 15 BB AWAY: 17 G, 0-2, 3.74 ERA, 10 GF, 6 HLD, 3 SV, 21.2 IP, 15 H, 9 ER, 3 HR, 19 K, 9 BB										LAST WIN: 8/15/23 vs ARK LAST LOSS: 7/5/23 @ SPR LAST SAVE: 8/12/23 @ TUL							
#45 - LHP EMAILIN MONTILLA										2023 HIGHS: IP - 1.2, K - 2, BB - 3, H - 4, R - 4, ER - 4										RECENT APPEARANCES									
HEIGHT: 6'5"		WEIGHT: 270		B/T: L/L		AGE: 27 (10/2/1995 in Neiba, Dominican Republic)						DATE	DEC	P-S	IP	H	R	ER	HR	BB	SO	IR/S							
4 G		0-1		0/1 SV/SVO		3/5 K/BB		13.50 ERA						8/5	BS (1)	51-24	1.2	4	4	4	0	3	1	1/1					
OVERALL: 3 G, BS, 2 GF, 3.0 IP, 4 H, 2B, 4 R, 4 ER, K, 4 BB AUGUST: 4 G, 0-1, 13.50 ERA, 2 GF, BS, 4.0 IP, 6 H, 2B, 3B, 6 R, 6 ER, 3 K, 5 BB																													
LAST 10 G: 0-1, 13.50 ERA, 2 GF, BS, 4.0 IP, 6 H, 6 R, 6 ER, 3 K, 5 BB VS. ARK: 1 G, 0-1, 18.00 ERA, 1.0 IP, 2 H, 2 R, 2 ER, 2 K, BB																													
<div><div></div><div>Was signed by the Arizona Diamondbacks to a minor league contract on March, 20, 2023</div><div><div></div><div>Spent the 2019-2022 seasons playing internationally between in Japan, the Dominican Winter League, Italian League, and the Nicaraguan Winter League, going 15-13 with a 3.58 ERA in 73 games (18 starts).</div><div><div></div><div>Had his best season with Parmacima (Italian Serie A) in 2022 where he went 8-1 with a 1.68 ERA in 10 starts with 67 K and 9 BB.</div><div><div></div><div>In 15 games during his first minor league season has gone 1-0 with a 6.08 ERA between the ACL, Visalia, and Hillsboro.</div></div></div></div></div>																													
2023 SPLITS		VS. RHB: .250/.333/.250, 3 H, 4 RBI, 3 K, 2 BB, 15 PA HOME: 2 G, 0-1, 20.25 ERA, 2.2 IP, 6 H, 6 ER, 3 K, 4 BB W/ RISP: .500/.583/.625, 4 H, 2B, 7 RBI, 2 K, 3 BB										VS. LHB: .780/.857/1.500, 3 H, 2B, 3B, 3 RBI, 3 BB, 7 PA AWAY: 2 G, 0-0, 0.00 ERA, 2 GF, 1.1 IP, BB										LAST WIN: 6/11/23 vs SJ (A-) LAST LOSS: 8/17/23 vs ARK LAST SAVE: 6/5/23 @ ACL OAK (RK)							



#41 MICHEL OTANEZ - RHP 2023 HIGHS: IP - 2.0, K - 4, BB - 3, H - 3, R - 5, ER - 5										RECENT APPEARANCES									
HEIGHT: 6'4"		WEIGHT: 218		B/T: R/R		AGE: 26 (7/3/1997 in Villa La Mata, Dominican Republic)													
22 G		3-2		0/5 SV/SVO		42/18 K/BB		6.15 ERA											
OVERALL: 22 G, 3 GF, 4 HLD, 26.1 IP, 24 H, 18 ER, 2 HR, 42 K, 18 BB						AUGUST: 6 G, 1-0, 4.70 ERA, HLD, 2 BS, 7.2 IP, 6 H, 5 R, 4 ER, 13 K, 5 BB													
LAST 10 G: 2-1, 8.53 ERA, GF, HLD, 12.2 IP, 14 H, 12 ER, 18 K, 11 BB						VS. ARK: 1 G, 0-0, 0.00 ERA, 0/1 SVO, 1.0 IP, R, 2 K, BB													
 Entering his 6th professional season, having been in professional ball since his 2016 debut season in the Mets system.																			
 During his debut season, he posted a 1-1 record with a 4.64 ERA across five starts in the Dominican Summer League.																			
 This year marks the first year being apart of the D-backs organization, being signed as a minor league free agent on November 14, 2022.																			
 Through his first five appearances this season, he posted a 3.00 ERA (2 ER, 6.0 IP) with a 5.5 K:BB (11 K, 2 BB).																			
2023 SPLITS		VS. RHB: .246/.380/.338, 16 H, 3 2B, HR, 7 RBI, 28 K, 11 BB HOME: 11 G, 1-0, 3.77 ERA, 3 GF, 2 HLD, 14.1 IP, 14 H, HR, 6 ER, 19 K, 12 BB W/ RISP: .158/.304/.211, 6 H, 2 2B, 13 RBI, 19 K, 7 BB										VS. LHB: .222/.364/.389, 8 H, 3 2B, HR, 9 RBI, 14 K, 7 BB AWAY: 11 G, 2-2, 9.00 ERA, 12.0 IP, 10 H, 12 ER, HR, 23 K, 6 BB, 3 HB				LAST WIN: 8/10/23 @ TUL LAST LOSS: 7/25/23 @ MID LAST SAVE: 8/23/22 vs. WOR (AAA)			
#23 - RHP TAYLOR RASHI 2023 HIGHS: IP- 1.0, K--, BB--, H- 2, R- 1, ER- 1										RECENT APPEARANCES									
HEIGHT: 6'4"		WEIGHT: 220		B/T: R/R		AGE: 27 (1/15/1996 in Torrance, CA)													
1 G		0-0		-/- SV/SVO		-/- K/BB		9.00 ERA											
OVERALL: 1 G, 1.0 IP, 2 H, R, ER						AUGUST: 1 G, 0-0, 9.00 ERA, 1.0 IP, 2 H, R, ER													
LAST 10 G: 0-0, 9.00 ERA, 1.0 IP, 2 H, R, ER						VS. ARK: 1 G, 0-0, 9.00 ERA, 1.0 IP, 2 H, R, ER													
 Was originally selected by the San Francisco Giants in the 23rd round of the 2019 MLB Draft out of UC-Irvine																			
 Appeared in 10 games during the 2019 season, going 2-0 with a 1.15 ERA between rookie and short-season A ball.																			
 Spent 2021 with High-A Eugene where he went 6-3 with a 4.44 ERA in 32 games in the Northwest League.																			
 Appeared in 30 games with Double-A Richmond in 2022 where he went 1-3 with a 2.83 ERA.																			
 Was claimed off waivers by the Arizona Diamondbacks on December 7, 2022...Was placed on the 60-day IL on 3/31/23																			
2023 SPLITS		VS. RHB: .000/.000/.000, 1 AB HOME: 1 G, 0-0, 9.00 ERA, 1.0 IP, 2 H, 2B, R, ER W/ RISP: .000/.000/.000, 1 AB										VS. LHB: .500/.500/.750, 2 H, 2B, RBI AWAY: --				LAST WIN: 7/29/22 vs SOM (AA) LAST LOSS: 8/4/23 vs ACL Giants (Rk) LAST SAVE: 5/5/22 vs ARK (AA)			
#31 JAKE RICE - LHP 2023 HIGHS: IP - 2.0, K - 5, BB - 3, H - 3, R - 5, ER - 5										RECENT APPEARANCES									
HEIGHT: 6'1"		WEIGHT: 220		B/T: L/L		AGE: 26 (7/19/1997 in Birmingham, AL)													
31 G		4-0		3/3 SV/SVO		42/29 K/BB		8.80 ERA											
OVERALL: 31 G, HLD, 9 GF, 30.2 IP, 23 H, 30 ER, 4 HR, 42 K, 29 BB, 7 HB						AUGUST: 5 G, 2-0, 3.38 ERA, 2 GF, SV, 8.0 IP, 6 H, 2 HR, 3 ER, 14 K, 3 BB													
LAST 10 G: 2-0, 5.11 ERA, 2 GF, SV, 12.1 IP, 9 H, 7 ER, 2 HR, 19 K, 11 BB						VS. ARK: 1 G, 0-0, 18.00 ERA, GF, SV, 1.0 IP, H, 2 R, 2 ER, HR, K, BB													
 Made his professional and Low-A debut on 8/18/2021 and tossed 3.2 innings of relief, allowing just one (1) hit and punching out six (6).																			
 During his time in Hillsboro in 2022 (4/9-5/22), tied 1st in wins (3) and 2nd in game appearances (11) among qualified club mates.																			
 From 8/12-9/16/2022 (AMA), he held his opponent scoreless in eight (8) out of 10 straight relief appearances (9.2 IP), allowing just four (4) earned runs and punching out 10 in the process (3.91 ERA).																			
 Set a season-high with 2.0 IP and five strikeouts of the Corpus Christi Hooks on August 5.																			
2023 SPLITS		VS. RHB: .243/.432/.471, 17 H, 4 2B, 4 HR, 19 RBI, 28 K, 19 BB, 5 HB HOME: 17 G, 2-0, 6.61 ERA, 16.1 IP, 13 H, 12 R, 12 ER, 3 HR, 21 K, 15 BB W/ RISP: .313/.521/.469, 10 H, 2 2B, HR, 20 RBI, 9 K, 14 BB, HB										VS. LHB: .143/.333/.167, 6 H, 2B, 6 RBI, 14 K, 10 BB, 2 HB AWAY: 14 G, 2-0, 11.30 ERA, 14.1 IP, 10 H, 18 ER, HR, 21 K, 14 BB, 6 HB				LAST WIN: 8/12/23 @ TUL LAST LOSS: 8/24/21 vs. RC (A-) LAST SAVE: 8/15/23 vs ARK			
#25 MITCHELL STUMPO - RHP 2023 HIGHS: IP - 2.1, K - 4, BB - 4, H - 4, R - 3, ER - 3										RECENT APPEARANCES									
HEIGHT: 6'2"		WEIGHT: 205		B/T: R/R		AGE: 26 (6/17/1996 in Raleigh, NC)													
27 G		1-2		-/- SV/SVO		51/29 K/BB		6.75 ERA											
OVERALL: 27 G, 3 HLD, 7 GF, 30.2 IP, 31 H, 26 R, 23 ER, 5 HR, 51 K, 29 BB						AUGUST: 5 G, 0-0, 5.14 ERA, HLD, 7.0 IP, 8 H, 4 R, 4 ER, 2 HR, 12 K, 2 BB													
LAST 10 G: 0-0, 6.97 ERA, GF, HLD, 10.1 IP, 11 H, 8 R, 8 ER, 2 HR, 20 K, 10 BB						VS. ARK: 1 G, 0-0, 0.00 ERA, 1.0 IP, H, 3 K													
 Signed by the Arizona Diamondbacks as a minor league free agent on 7/2/2019 out of Guilford College (Guilford, NC).																			
 In his debut season from 8/8-8/30, appeared in seven straight games (9.0 IP) without allowing a run, conceding just two hits, a plunk and three walks while fanning 12 for a 12.0 K/9 and a 4.0 strikeout to walk ratio.																			
 Last season with Triple-A Reno, he finished the season with a 1.34 WHIP and a 10.6 K/9 (51 K, 43.1 IP)																			
2023 SPLITS		VS. RHB: .233/.360/.329, 17 H, HR, 4 2B, 13 RBI, 28 K, 13 BB HOME: 13 G, 1-0, 5.74 ERA, 15.2 IP, 14 H, 10 ER, 2 HR, 27 K, 17 BB W/ RISP: .238/.460/.286, 10 H, 2 2B, 19 RBI, 20 K, 17 BB										VS. LHB: .292/.462/.583, 14 H, 3B, 4 HR, 13 RBI, 23 K, 16 BB AWAY: 14 G, 0-2, 7.80 ERA, 15.0 IP, 17 H, 16 R, 13 ER, 3 HR, 24 K, 12 BB				LAST WIN: 5/31/23 vs. SPR LAST LOSS: 6/23/23 @ CC LAST SAVE: 4/12/23 vs SAC (AAA)			
#29 RAFFI VIZCAINO - RHP 2023 HIGHS: IP - 2.0, K - 6, BB - 4, H - 3, R - 3, ER - 3										RECENT APPEARANCES									
HEIGHT: 6'0"		WEIGHT: 237		B/T: R/R		AGE: 27 (12/2/1995 in Sabana Grande, Dominican Republic)													
19 G		0-1		2/3 SV/SVO		33/18 K/BB		5.73 ERA											
OVERALL: 19 G, 8 GF, 2 HLD, 22.0 IP, 21 H, 16 R, 14 ER, 5 HR, 33 K, 18 BB						AUGUST: 6 G, 0-0, 4.70 ERA, GF, HLD, 7.2 IP, 8 H, 4 R, 4 ER, HR, 11 K, 7 BB													
LAST 10 G: 0-0, 3.95 ERA, 2 GF, 2 HLD, 13.2 IP, 12 H, 6 R, 6 ER, 3 HR, 18 K, 10 BB						VS. ARK: 1 G, 0-0, 18.00 ERA, 1.0 IP, 3 H, 2 R, 2 ER, 3 K, BB													
 Entering his ninth professional season after taking a one year hiatus for the 2022 campaign, professionally debuting back in 2013.																			
 During his debut 2013 season, he posted a 3.80 ERA across 11 game starts (47.1 IP) while punching out 41 batters.																			
 This season will be his first in the yellow city and the third season that he spends time at the Double-A level.																			
 In his most recent season (2021), he logged a 5.40 ERA (24 ER, 40.0 IP) in 32 relief appearances (2 GS).																			
2023 SPLITS		VS. RHB: .276/.386/.552, 16 H, 4 HR, 2 2B, 3B, 12 RBI, 23 K, 11 BB HOME: 11 G, 0-0, 6.59 ERA, 4 GF, HLD, 13.2 IP, 16 H, 12 R, 10 ER, 3 HR, 23 K, 11 BB W/ RISP: .240/.375/.360, 6 H, HR, 9 RBI, 12 K, 6 BB										VS. LHB: .192/.364/.385, 5 H, HR, 3B, 2 RBI, 10 K, 7 BB AWAY: 8 G, 0-1, 4.32 ERA, 4 GF, 2/3 SVO, 8.1 IP, 5 H, 4 R, 4 ER, 2 HR, 10 K, 7 BB				LAST WIN: 4/28/23 vs SUG (AAA) LAST LOSS: 7/5/23 @ SPR LAST SAVE: 7/9 @ SPR			



STARTERS:	W/L	Quality	IP	H	R	ER	HR	BB	SO	ERA
	28-31	19	488.0	522	347	318	74	262	482	5.86
RELIEVERS:	W/L	SV/OPP	IP	H	R	ER	HR	BB	SO	ERA
	32-20	27/48	475.0	442	324	287	68	293	564	5.44

**PITCHER STARTS:** Albright (22), Hill (21), Patrick (19), Olivero (17), Bain (7), Lin (6), Grammes (5), Solomon (5), Tineo (4), Jarvis (3), Davies (1), Mabrey (1)

QUALITY CONTROL														
STARTING PITCHER	TOTAL STARTS	QUALITY STARTS	6-6.2 IP (3 ER)	6-6.2 IP (2 ER)	6-6.2 IP (1 ER)	6-6.2 IP (0 ER)	7-7.2 IP (3 ER)	7-7.2 IP (2 ER)	7-7.2 IP (1 ER)	7-7.2 IP (0 ER)	8-9 IP (3 ER)	8-9 IP (2 ER)	8-9 IP (1 ER)	8-9 IP (0 ER)
ALBRIGHT	22	5	1	1	2	1	-	-	-	-	-	-	-	-
BAIN	7	1	1	-	-	-	-	-	-	-	-	-	-	-
DAVIES	1	-	-	-	-	-	-	-	-	-	-	-	-	-
GRAMMES	5	-	-	-	-	-	-	-	-	-	-	-	-	-
HILL	21	3	-	-	-	1	-	-	1	1	-	-	-	-
JARVIS	3	-	-	-	-	-	-	-	-	-	-	-	-	-
LIN	6	2	-	-	-	1	-	1	-	-	-	-	-	-
MABREY	1	-	-	-	-	-	-	-	-	-	-	-	-	-
OLIVERO	17	1	-	-	1	-	-	-	-	-	-	-	-	-
PATRICK	19	6	2	1	-	2	-	-	-	1	-	-	-	-
SOLOMON	5	1	1	-	-	-	-	-	-	-	-	-	-	-
TINEO	4	-	-	-	-	-	-	-	-	-	-	-	-	-
-	-	-	-	-	-	-	-	-	-	-	-	-	-	-
-	-	-	-	-	-	-	-	-	-	-	-	-	-	-

TEAM PITCHING																			
OVERALL																			
	W	L	ERA	G	CG	SHO	SV	SVO	IP	H	R	ER	HR	HB	BB	IBB	SO	WHIP	AVG
	60	51	5.65	111	0	5	27	48	963.0	964	671	605	142	64	555	5	1046	1.58	.259
MONTHLY																			
APRIL	11	10	6.02	21	0	1	6	7	187.0	189	141	125	23	10	114	1	221	1.62	.260
MAY	10	16	5.86	26	0	2	4	8	219.2	216	157	143	26	14	140	1	235	1.62	.258
JUNE	15	10	5.33	25	0	1	5	11	221.0	217	141	131	39	22	110	1	217	1.48	.257
JULY	15	9	5.16	24	0	1	7	13	202.1	220	131	116	27	9	103	0	210	1.60	.276
AUGUST	9	6	6.09	15	0	0	5	9	133.0	122	101	90	27	9	88	2	163	1.58	.238
SEPTEMBER	-	-	-	-	-	-	-	-	-	-	-	-	-	-	-	-	-	-	-

HOME VS. ROAD TEAM PITCHING																	
	W	L	ERA	G	CG	SHO	SV	SVO	IP	H	R	ER	HB	BB	SO	WHIP	AVG
HOME	30	24	6.36	54	0	1	11	19	478.0	507	373	338	30	296	524	1.68	.270
ROAD	30	27	4.95	57	0	4	16	29	485.0	457	298	267	34	259	522	1.48	.249

PITCHING STREAKS (NO EARNED RUNS)																			
CONSECUTIVE SCORELESS INNINGS										CONSECUTIVE SCORELESS APPEARANCES									
PLAYER	LENGTH (IP) - DATES			STREAK STATS						PLAYER	LENGTH - DATES			STREAK STATS					
Patrick	16.2 - 7/19-30			3 GS, 14 K, 10 H, 2 BB						Green	12 G, 6/3-7/8			8 H, 13 K, 4 BB, 58 BF					
Green	15.1 - 6/3-7/8			12 G, 8 H, 13 K, 4 BB						Backhus	9 G - 5/18-6/11			10 H, 14 K, 4 BB, HB					
Hill	14.1 - 7/15-27			3 GS, 6 H, 13 K, 4 BB						Saalfrank	8 G - 5/7-5/30			3 H, 17 K, 5 BB, HB					
Saalfrank	12.1 - 5/4-5/30			9 G, 3 H, 18 K, 5 BB, HB						Backhus	6 G, 7/8-30			7 H, 7 K, 5 BB					
Patrick	11.1 - 5/21-6/3			3 GS, 3 H, 12 K, 4 BB						Pope	6 G - 5/26 - 6/16			4 H, 11 K, 35 BF					
Backhus	10.2 - 5/18-6/11			9 G, 10 H, 14 K, 4 BB, HB						Backhus	6 G - 4/15-5/3			2 H, 2 BB, 9 K					
Pope	10.1 - 5/26-6/20			7 G, 4 H, 13 K, 2 BB, HB						Grammes	5 G, 7/15-29			10 H, 14 K, 2 BB, HBP					
Backhus	9.1 - 4/12-5/6			8 G, 4 H, 12 K, 2 BB						Vizcaino	5 G, 7/27-8/6			3 H, 10 K, 4 BB					
Grammes	9.1 - 7/15-8/3			6 G (3 GS), 11 H, 15 K, 2 BB, HBP						<b>Backhus</b>	<b>4 G, 8/5-16</b>			<b>2 H, 10 K, 3 BB</b>					
Backhus	7.2 - 7/8-8/2			7 G, 8 H, 7 K, 5 BB						Rice	4 G, 6/3-15			H, 3 K, 2 BB, HB					
Lin	7.2 - 7/22-28			2 GS, 4 H, 9 K, BB, HBP						Grammes	3 G, 6/28-7/5			2 H, 4 K, 3 BB					
Vizcaino	7.2 - 7/23-8/6			5 G, 3 H, 10 K, 4 BB						Larsen	3 G, 4/26-8/3			H, 4 K, 6 BB					
<b>Hill</b>	<b>7.1 - 8/8-13</b>			<b>2 GS, 3 H, 6 K</b>						Montes De Oca	3 G, 8/5-12			H, 6 K, 2 SV					
Hill	7.1 - 4/8-4/15			2 GS, 6 H, 9 K, 4 BB, HBP						Montes De Oca	3 G, 7/9-20			3 H, 3 K, BB					



## EJECTIONS

PLAYER/COACH	DATE/LOCATION	UMPIRE	REASON
Shawn Roof	4/30, HODGETOWN vs. FRI	HP Jarrod Moehlmann	Arguing call
Shawn Roof	5/20, Riders Field @ FRI	3B Steven Rios Jr.	Arguing call
Shawn Roof	6/9, Momentum Bank Ballpark @ MID	3B Sean Sparling	Checked swing
Jamison Hill	6/18, HODGETOWN vs SA	1B Steven Rios Jr.	Words
Shawn Roof	6/18, HODGETOWN, vs SA	HP Malcom Smith	Arguing call
Juan Centeno	6/30, HODGETOWN, vs TUL	HP Jarrod Moehlmann	Arguing call
Tom Gorzelanny	7/28, Momentum Bank Ballpark @ MID	HP Chris Murphy	Balls/Strikes
Shawn Roof	8/4, HODGETOWN, vs CC	HP Ty Krauss	Arguing Balk

## AWARDS

PLAYER/COACH	AWARD	DATES	STATS
Bryce Jarvis	TEX Pitcher of the Week	4/17-4/23/2023	W, 5.0 IP, 0 H, 8 K, 4 BB
Ryan Bliss	Texas League Player of the Month	April	.410 AVG (34-for-83), 2 HR, 14 RBI, 17 R, 18 G
Chad Patrick	TEX Pitcher of the Week	5/22-5/28/2023	W, 7.0 IP, 2 H, 6 K, 2 BB
Ryan Bliss	Texas League Player of the Month	May	.361 AVG (35-for-97), 5 HR, 13 RBI, 21 R, 23 G
Andrew Saalfrank	Amarillo Player of the Month	May	9 G, 1-0, 1.42 ERA, 12.2 IP
Ryan Bliss	Amarillo Player of the Month	May	.361 AVG (35-for-97), 5 HR, 13 RBI, 21 R, 23 G
Caleb Roberts	TEX Player of the Week	6/28-7/2	.438 (7-for-16) 3 HR, 22B, 4 RBI, 3 BB, 1.675 OPS

## 2023 MILESTONES ON THE HORIZON

NAME	MILESTONE	TO MEET
------	-----------	---------

## 2023 MILESTONES REACHED

NAME	MILESTONE	DATE
Luke Albright	150 Career IP	4/7 @ FRI
Ryan Bliss	150 Career Hits	4/14 vs. CC
A.J. Vukovich	150 Career RBI	4/16 vs. CC
Tim Tawa	150 Career Hits	4/16 vs. CC
A.J. Vukovich	150 Career RBI	4/16 vs. CC
Andrew Saalfrank	100 Career Strikeouts	4/20 @ NWA
Jamison Hill	150 Career Strikeouts	4/21 @ NWA
Austin Pope	200 Career Strikeouts	4/21 @ NWA
Austin Pope	200 Career IP	6/24 @ CC
Devison De Los Santos	150 Career RBI	4/26 vs. FRI
Jackson Goddard	150 Career Strikeouts	4/28 vs. FRI
Deyni Olivero	400 Career IP	4/29 vs. FRI
Tristin English	250 Career Hits	4/29 vs. FRI
Adrian Del Castillo	100 Career Hits	4/30 vs. FRI
A.J. Vukovich	250 Career Hits	5/4 @ CC
Michel Otanez	250 Career Strikeouts	5/17 @ FRI
Ryan Bliss	200 Career Hits	5/28 @ SA
Ryan Bliss	100 Career RBI	6/17 vs SA
Kyle Backhus	100 Career IP	6/1 vs. SPR
Deyni Olivero	300 Career Strikeouts	6/3 (2) vs. SPR
Jordan Lawlar	150 Career Hits	6/3 (1) vs. SPR
Josh Green	250 Career Strikeouts	6/14 vs SA
Jeff Bain	500 Career Strikeouts	7/3 (2) vs TUL
Tim Tawa	Most Single-Season HR	14, 7/15 vs FRI
Caleb Roberts	Most Single-Season HR	10, 7/15 vs FRI
Jordan Lawlar	100 Career RBI	7/16 vs FRI
A.J. Vukovich	Most Single-Season HR	18, 7/22 vs WCH
Seth Beer	450 Career MiLB Hits	7/22 vs WCH
Kyle Backhus	150 Career Strikeouts	7/28 @ MID
Austin Pope	250 Career Strikeouts	7/29 @ MID
Chad Patrick	150 Career Strikeouts	7/30 @ MID

## SOD POODLES vs. LEAGUE IN 2023 (REGULAR SEASON)

NORTH DIVISION	OVERALL	HOME	AWAY	SOUTH DIVISION	OVERALL	HOME	AWAY
Arkansas	2-1	2-1	0-0	Corpus Christi	11-13	6-6	5-7
NW Arkansas	3-3	0-0	3-3	Frisco	9-9	5-4	4-5
Springfield	7-5	4-2	3-3	Midland	11-7	2-4	9-3
Tulsa	9-3	5-1	4-2	San Antonio	4-8	2-4	2-4
Wichita	4-2	4-2	0-0	---			

## SOD POODLES vs. LEAGUE ALL-TIME (REGULAR SEASON)

NORTH DIVISION	OVERALL	HOME	AWAY	SOUTH DIVISION	OVERALL	HOME	AWAY
Arkansas	13-15	8-7	5-8	Corpus Christi	52-50	26-20	26-30
NW Arkansas	18-14	8-5	10-9	Frisco	46-49	27-26	19-23
Springfield	20-17	10-8	10-9	Midland	56-43	26-23	30-20
Tulsa	26-24	13-12	13-12	San Antonio	27-29	12-12	15-17
Wichita	14-10	7-5	7-5	---			



## SOD POODLES OFFENSE

**Most Runs, Game:** 17 (8/16 vs ARK)  
**Most Runs, Inning:** 7 (5x: Last: 6/29 vs. TUL, 1st inning)  
**Most Hits, Game (Team):** 18 (3x: Last: 6/8 @ MID)  
**Most Hits, Game (Indiv.):** 4 (6x: Last: Castillo, 8/16 vs ARK)  
**Fewest Hits, Game:** 2 (3x: Last: 5/18 @ FRI)  
**Most Hits, Inning:** 8 (5/5 @ CC, 3rd inning)  
**Most HRs, Game (Team):** 5 (4x, Last: 8/16 vs ARK)  
**Most HRs, Game (Indiv.):** 3 (Vukovich, 7/3 (1) vs TUL)  
**Most HR, Inning (Team):** 3 (3x, Last: 8/16 vs ARK, 5th inning)  
**Most SBs, Game (Team.):** 9 (7/1 vs. TUL)  
**Most SBs, Game (Indiv.):** 3 (4x, Last: Lawlar, 8/10 @ TUL)  
**Grand Slams:** 6 (Last: Castillo, 8/15 vs ARK)  
**Most Runners LOB, Team:** 14 (2x, Last: 7/4 @ SPR)  
**Most Runs Combined (Two Teams):** 24 (8/2 vs CC)  
**Most Hits Combined (Two Teams):** 33 (4/12 vs. CC)  
**Most Home Runs During Series (Two Teams):** 31 (6/28-7/3 vs. TUL)  
**Most Runs To Overcome Deficit:** 10 (4/26 vs. FRI)

## SOD POODLES DEFENSE

**Most Errors, Team:** 4 (2x, Last: 5/23 @ SA)  
**Most Errors, Individual:** 2 (2x, Last: Duezenack, 7/28 @ MID)  
**Most Double Plays:** 3 (2x, Last: 7/18 vs. WCH)

## SOD POODLES PITCHING

**Most Ks, Team (9 innings):** 18 (8/17 vs ARK)  
**Most Ks, Team (extra innings):** 16 (6/30 vs TUL (13)  
**Most Walks, Team:** 13 (8/6 vs CC)  
**Shutouts:** 5 (Last: 7/16 vs FRI)  
**Complete Games (9 IP):** --  
**Complete Games (7 IP):** --  
**Complete Game Shutout, Individual:** --  
**Complete Game Shutout (9.0 IP) Individual:** --  
**Longest Start:** 7.0 IP (4x, Last: Lin, 7/22 vs WCH)  
**Longest Relief Appearance:** 3.1 IP (2x: Last: Workman, 4/26 vs. FRI)  
**Most Ks, Individual:** 11 (Solomon, 8/17 vs ARK)  
**Most Walks, Individual:** 6 (2x: Last: Olivero, 5/23 @ SA)

## OPPONENTS OFFENSE

**Most Runs, Game:** 16 (2x: Last: 5/11 vs. MID)  
**Most Runs, Inning:** 8 (3x: Last: 8/6 vs CC, 3rd inning)  
**Most Hits, Game (Team):** 19 (5/11 vs. MID)  
**Most Hits, Game (Indiv.):** 5 (2x: Last: Calabuig, 5/11 vs. MID)  
**Fewest Hits, Game:** 2 (3x: Last: 5/27 @ SA)  
**Most Hits, Inning:** 7 (2x, Last: 6/20 @ CC)  
**Most HRs, Game (Team):** 5 (2x, Last: 7/3 (2) vs. TUL)  
**Most HRs, Game (Indiv.):** 3 (Rave, 4/18 @ NWA)  
**Most SBs, Game (Indiv.):** 3 (Acuña, 4/30 vs. FRI)  
**Grand Slams Against:** 5 (Last: Hicks, 5/20 @ FRI)  
**Most Runners LOB, Team:** 14 (5/26 @ SA)  
**Most Runs To Overcome Deficit:** 7 (7/28 @ MID)

## OPPONENTS PITCHING

**Most Ks Team (9 innings):** 17 (2x, Last: 8/12 @ TUL)  
**Most Ks, Team (extra innings):** 15 (6/30 vs TUL)  
**Most Walks, Team:** 12 (6/20 @ CC)  
**Most Ks, Individual:** 10 (Leiter, 5/17 @ FRI)  
**Most Walks, Individual:** 5 (3x, Last: Martinez, J, 7/9 @ SPR)

## OPPONENTS DEFENSE

**Most Errors, Team:** 3 (6x, Last: 8/10 @ TUL)  
**Most Errors, Individual:** 3 (Whitcomb, 4/12 vs. CC)  
**Most Double Plays:** 3 (2x, Last: 7/28 @ MID)

## MISCELLANEOUS

**Longest Home Game Time (9 innings):** 3:36 (6/15 vs. SA)  
**Shortest Home Game Time (9 innings):** 2:08 (7/21 vs. WCH)  
**Longest Road Game Time (9 innings):** 3:13 (5/5 @ CC)  
**Shortest Road Game Time (9 innings):** 2:05 (5/2 @ CC)  
**Longest Game Time (7 innings):** 2:32 (5/14 (2) vs. MID)  
**Shortest Game Time (7 innings):** 1:39 (6/3 (2) vs. SPR)  
**Longest Extra-Inning Game:** 3:42 (6/30 vs TUL)  
**Longest Game (Innings):** 13 (6/30 vs TUL)  
**Longest Game Delay (Home):** 0:40, 5/31 vs. SPR (rain)  
**Longest Game Delay (Road):** 1:53, 5/19 @ FRI (rain)  
**Highest Attendance (Home):** 7,588 (7/3 vs. TUL)  
**Highest Attendance (Road):** 10,019 (5/16 @ FRI)  
**Lowest Attendance (Home):** 3,231 (4/25 vs. FRI)  
**Lowest Attendance (Road):** 2,041 (7/30 @ MID)

# LAST TIME IT HAPPENED - 2023

## SOD POODLES (INDIVIDUAL)

**Perfect Game:**  
**No-Hitter (Individual):**  
**No-Hitter (Combined):**  
**No-Hitter (7-Inning):**  
**1-Hitter (Individual):**  
**1-Hitter (Combined):**  
**2-Hitter (Individual):**  
**2-Hitter (Combined):** 3x: Last: 5/27 @ SA, Patrick/Saalfank  
**3-Hitter (Combined):** 7x: Last: 7/16 vs FRI, Lin/Pope/Rice/Backhus  
**3-Hitter (Individual):**  
**Complete Game Shutout (9 Inning):**  
**Complete Game Shutout (7 Inning):**  
**10 or more strikeouts (P):** 2x, Last: Solomon (11, 8/17 vs ARK)  
**Four (4) Hits:** 6x, Last: Castillo (8/16 vs ARK)  
**Five (5) Hits:**  
**Six (6) Hits:**  
**Three (3) Doubles:**  
**Four (4) Doubles:**  
**Two (2) Triples:**  
**Two HR Game:** 7x, Last: Castillo (8/16 vs ARK)  
**Three HR Game:** Vukovich (7/3 (1) vs TUL)  
**Grand Slam (Home):** 4x, Last: Castillo (8/15 vs. ARK)  
**Grand Slam (Road):** 2x, Last: Duezenack (7/30 @ MID)  
**Inside-The-Park HR:** Lawlar (7/3 (1) vs TUL)  
**Back-To-Back HRs:** 6x: Last: Roberts/Melendez (7/23 vs. WCH)  
**Back-To-Back-To-Back HRs:**  
**HR, Both Sides of the Plate:**  
**Hitting for the Cycle:**

**HR in 2 straight games:** 20x: Last: Castillo (8/15-16 vs ARK)  
**HR in 3 straight games:** 3x, Last: Melendez (8/12 @ TUL - 8/15-16 vs ARK)  
**HR in 4 straight games:** Roberts (6/30-7/3 vs TUL)  
**Triple in 2 straight games:**  
**Five (5) RBI:** 4x, Last: Castillo (8/15 vs ARK)  
**Seven (7) RBI:** Vukovich (7/3 (1) vs TUL)  
**Three Runs:** 23x: Last: Castillo (8/16 vs ARK)  
**Four Runs:** 4x, Last: Vukovich (7/3 (1) vs TUL)  
**Five Runs:**  
**Two Stolen Bases:** 11x: Last: Dalesandro (8/13 @ TUL)  
**Three Stolen Bases:** 4x, Last: Lawlar (8/10 @ TUL)  
**Four Stolen Bases:**  
**Steal of home (straight):**  
**Steal of home (double steal):** 2x, Last: Bliss/Lawlar, 6/22 @ CC  
**Four (4) Walks:** Roberts (2x, Last: 8/12 @ TUL)  
**Five (5) Walks:**  
**10 Total Bases in a game:** 2x, Last: Castillo (12, 8/16 vs ARK)

## SOD POODLES TEAM

**20 Runs, Game:**  
**20 Hits, Game:**  
**10+ Runs, Inning:**  
**Back-to-back 15-hit games:**  
**Everyone in order gets a hit:** 8x: Last: 8/16 vs ARK  
**Everyone in order scores a run:** 2x, Last: 8/16 vs ARK  
**Only player in order to get a hit:**  
**15+ Strikeouts, Game (Batting):** 3x, Last: 8/12 @ TUL (17)  
**Triple Play:**  
**Winning Streak:** 7 (6/6-6/13)  
**Losing Streak:** 4 (2x: Last: 5/23-5/26)





# HIGHS & LOWS - ALL TIME



## SOD POODLES OFFENSE

**Most Runs, Game:** 20 (9/11/21 vs. TUL)  
**Most Runs, Inning:** 11 (6/11/22 vs. FRI, 8th inning)  
**Most Hits, Game:** 24 (9/11/21 vs. TUL)  
**Most Hits, Game (Indiv.):** 5 (3x: Last: Barrosa, 7/22 @ MID)  
**Fewest Hits, Game:** 0 (5/26/22 @ ARK)  
**Most HRs, Game (Team):** 7, (6/5/21 @ FRI)  
**Most HRs, Game (Indiv.):** 3, 2x, Last: Vukovich (7/3/23 (1) vs TUL)  
**Grand Slams:** 17 (Last: Castillo, 8/15/23 vs ARK, 5th inning)  
**Most SBs, Game (Team.):** 9 (7/1/23 vs. TUL)  
**Most SBs, Game (Indiv.):** 3 (9x: Last: Lawlar, 8/10/23 @ TUL)  
**Most Runners LOB, Team:** 14 (5x: Last: 7/4/23 @ SPR)  
**Most Runs Combined (Two Teams):** 32 (9/11/21 vs. TUL)  
**Most Hits Combined (Two Teams):** 37 (2x: Last: 4/23/22 vs SA)  
**Most Home Runs During Series (Two Teams):** 34 (9/7-12/21 vs. TUL)  
**Most Runs To Overcome Deficit:** 10 (4/26/23 vs. FRI)

## SOD POODLES DEFENSE

**Most Errors, Team:** 5 (6/19/21 vs. MID)  
**Most Errors, Individual:** 2 (27x: Last: Duzenack, 7/28/23 @ MID)  
**Most Ground Into Double Plays:** 4 (2x: Last: 9/17/21 vs. FRI)

## SOD POODLES PITCHING

**Most Ks, Team (9 innings):** 18 (2x: Last: 5/9/21 @ TUL)  
**Most Ks, Team (extra innings):** 18 (5/19/21 vs MID)  
**Most Walks, Team:** 13 (8/6/23 vs CC)  
**Shutout:** 25x: Last: 7/16/23 vs FRI  
**Last Complete Game (9 IP):** --  
**Last Complete Game (7 IP):** Nelson (G1, 9/1/21 @ SA)  
**Last Complete Game (5 IP):** Walston (7/29/22 vs. CC)  
**Last Complete Game Shutout:** Frias (8/1/21 vs. SA (7))  
**Longest Start:** 8.0 IP (Cecconi, 6/8/22 vs FRI)  
**Longest Relief Appearance:** 3.1 IP (4x, last: Workman, 4/26 vs FRI)  
**Most Ks, Individual:** 12 (4x: Last: Pfaadt: 6/23/22 @ CC)  
**Most Walks, Individual:** 7 (Nelson, 7/6/21 @ SA)



# LAST TIME IT HAPPENED - ALL TIME

## SOD POODLES (INDIVIDUAL)

**Perfect Game:**  
**No-Hitter (Individual):**  
**No-Hitter (Combined):**  
**No-Hitter (7-Inning):** 2x: Tabor, 7/11/21 @ SA; Frias, 8/1/21 vs. SA  
**1-Hitter (Individual):** 7/29/22 (Walston, 5-inning game)  
**1-Hitter (Combined):** 2x: Last: 4/16/22 (Jarvis, Weiss - 7 inning game)  
**2-Hitter (Individual):**  
**2-Hitter (Combined):** 5x: Last: 5/27/23 @ SA, Albright/Saalfrank  
**3-Hitter (Combined):** 22x: Last: 7/16/23 vs FRI, Lin/Pope/Rice/Backhus  
**3-Hitter (Individual):**  
**Complete Game Shutout (9 Inning):**  
**Complete Game Shutout (7 Inning):** 2x: Tabor, 7/11/21 @ SA; Frias, 8/1/21 vs. SA  
**10 or more strikeouts:** 16x, Last: Solomon (8/17/23 vs. ARK)  
**Four (4) Hits:** 34x: Last: Castillo (8/16/23 vs ARK)  
**Five (5) Hits:** 3x: Last: Cedenio (8/18/22 @ MID)  
**Six (6) Hits:**  
**Three (3) Doubles:** 3x: Last: Carroll, (4/23/22 vs SA)  
**Four (4) Doubles:**  
**Two (2) Triples:**  
**Two HR Game:** 36x: Last: Castillo (8/16/23 vs ARK)  
**Three HR Game:** 2x, Last: Roberts, 7/3/23 (2) vs TUL)  
**Grand Slam (Home):** 13x: Last: Castillo, 8/15/23 vs. ARK)  
**Grand Slam (Road):** 4x: Last: Duzenack, 7/30/23 @ MID  
**Inside-The-Park HR:** 5x: Last: Lawlar (7/3/23 (1) vs TUL)  
**Back-To-Back HRs:** 22x: Last: Roberts/Melendez (7/23/23 vs. WCH)  
**Back-To-Back-To-Back HRs:**  
**B-2-B-2-B-2-B HRs:** 9/11/21 vs. TUL - Garrett/Kennedy/Fletcher/Canzone (3rd inning)  
**HR, Both Sides of the Plate:** 3x: Last: Stankiewicz (7/15/22 vs SA)  
**Hitting for the Cycle:**

## OPPONENTS OFFENSE

**Most Runs, Game:** 21 (2x: Last: 9/2/22 vs. FRI)  
**Most Runs, Inning:** 11 (9/2/22 vs. FRI, 5th inning)  
**Most Hits, Game (Team):** 23 (9/2/22 vs. FRI)  
**Most Hits, Game (Indiv.):** 6 (Guldborg, 4/10/22 vs MID)  
**Fewest Hits, Game:** 0 (2x: Last: 8/1/21 vs. SA - Frias no-hitter)  
**Most HRs, Game (Team):** 9 (Last: 5/17/22 vs. TUL)  
**Most HRs, Game (Indiv.):** 4 (Chandler Redmond, 8/10/22 vs SPR)  
**Most SBs, Game (Indiv.):** 3 (Acuña, 4/30/23 vs. FRI)  
**Grand Slams:** 23 (Last: Hicks, 5/20/23 @ FRI, off Hill, 5th inning)  
**Most Runners LOB, Team:** 16 (4/10/22 vs. MID)  
**Most Runs To Overcome Deficit:** 10 (7/18/21 @ MID)

## OPPONENTS PITCHING

**Most Ks Team (9 innings):** 17 (4x: Last: 8/12/23 @ TUL)  
**Most Ks, Team (extra innings):** 19 (5/11/19 @ CC, 10)  
**Most Walks, Team:** 12 (6/20 @ CC)  
**Shutout:** 21x: Last: 4/22/23 @ NWA  
**Last Complete Game:** Jones (5/26/22 (2) @ ARK)  
**Last Complete Game Shutout (7 IP):** Jones (5/26/22 (2) @ ARK)  
**Most Ks, Individual:** 14 (Dustin May, 6/22/19 @ TUL)  
**Most Walks, Individual:** 7 (Robaina, 7/31/22 vs. CC)

## OPPONENTS DEFENSE

**Most Errors, Team:** 4 (5x: Last: 7/22/22 @ MID)  
**Most Errors, Individual:** 3 (3x: Last: Whitcomb, 4/12/23 vs. CC)  
**Most Ground Into Double Plays:** 4 (2x: Last: 9/14/22 @ SA)

## MISCELLANEOUS

**Longest Home Game Time (9 innings):** 4:08 (9/11/21 vs. TUL)  
**Shortest Home Game Time (9 innings):** 2:01 (6/8/22 vs FRI)  
**Longest Road Game Time (9 innings):** 3:34 (7/29/19 @ NWA)  
**Shortest Road Game Time (9 innings):** 1:50 (8/21/22 @ MID)  
**Longest Game Time (7 innings):** 2:36 (9/1/21 @ SA)  
**Shortest Game Time (7 innings):** 1:29 (5/26/22 (2) @ ARK)  
**Longest Extra-Inning Game:** 4:08 (4/22/22 vs. SA, 11)  
**Longest Game (Innings):** 13 (6/30/23 vs TUL)  
**Longest Game Delay (Home):** 3:15 (5/18/21 vs. MID)  
**Longest Game Delay (Road):** 1:53 (5/19/23 @ FRI)  
**Highest Attendance (Home):** 7,588 (7/3/23 vs. TUL)  
**Highest Attendance (Road):** 10,366 (5/18/19 @ FRI)  
**Lowest Attendance (Home):** 3,231 (4/25/23 vs. FRI)  
**Lowest Attendance (Road):** 1,906 (8/17/22 @ MID)  
**Largest Margin of Victory:** 15 (19-4, 6/9/21 vs. CC)  
**Largest Margin of Defeat:** 19 (21-2, 9/2/22 vs. FRI)

**HR in 2 straight games:** 63x: Last: Castillo (8/15-16/23 vs. ARK)  
**HR in 3 straight games:** 10x: Last: Melendez (8/12 @ TUL-8/15-16/23 vs. ARK)  
**HR in 4 straight games:** Roberts (6/30-7/3/23 vs TUL)  
**Triple in 2 Straight games:** 5x: Last: Carroll (5/17-18 vs. TUL)  
**Triple in 3 straight games:** Carroll, 6/12-15 vs. FRI, @ SA)  
**Five (5) RBI:** 15x: Last: Castillo (8/16/23 vs ARK)  
**Six (6) RBI:** 4x: Last: Forbes, (7/28/22 vs. CC)  
**Seven (7) RBI:** 2x, Last: Vukovich (7/3/23 (1) vs TUL)  
**Four Runs:** 10x: Last: Vukovich (7/3/23 (1) vs TUL)  
**Five Runs:** Perdomo (9/11/21 vs. TUL)  
**Two Stolen Bases:** 45x: Last: Dalesandro (8/13/23 @ TUL)  
**Three Stolen Bases:** 9x: Last: Lawlar (8/10/23 @ TUL)  
**Four Stolen Bases:**  
**Steal of home (straight):** 2x: Last: Barrosa (9/4/22 vs FRI)  
**Steal of home (double steal):** 3x: Last: Bliss/Lawlar (6/22/23 @ CC)  
**Four (4) Walks:** 4x: Last: Roberts (8/12/23 @ TUL)  
**10 Total Bases in a Game:** 8x: Last: Castillo (8/16/23 vs. ARK)  
**Most Total Bases in a game:** 12 (4x: Last: Castillo (8/16/23 vs. ARK)

## SOD POODLES TEAM

**20 Runs, Game:** 20, 9/11/21 vs. TUL  
**20 Hits, Game:** 5x: Last: 20, 8/18/22 @ MID  
**10+ Runs, Inning:** 2x: Last: 6/11/22 vs. FRI (11, 8th inning)  
**Back-to-back 15-hit games:** 2x: Last: 4/22-4/23/22 vs. SA  
**Everyone in order gets a hit:** 34x: Last: 8/16/23 vs. ARK  
**Everyone in order gets multiple-hits:** 5/8/22 vs. MID  
**Everyone in order scores a run:** 8x: Last: 8/16/23 vs. ARK  
**Only player in order to get a hit:** 4x: Last: Diaz, G1, 9/1/21 @ SA  
**15+ Strikeouts, Game (Batting):** 19x: Last: 8/12/23 @ TUL (17)  
**Triple Play:**  
**Winning Streak:** 7 (6/6-13/23)  
**Losing Streak:** 7 (7/30-8/6/22)



DATE	NO	TRANSACTION
4/7	1	INF Camden Duzenack reinstated from the Dev. List, transferred to AMA.
4/11	2	RHP Josh Green reinstated from the Dev. List, assigned to AMA.
4/11	3	RHP Jackson Goddard placed on the Dev. List.
4/12	4	LHP Joe Mantiply assigned to AMA on MLB Rehab Assignment.
4/14	5	INF Camden Duzenack transferred to RNO.
4/18	6	LHP Joe Mantiply recalled from MLB Rehab Assignment to ARI.
4/18	7	RHP Jackson Goddard reinstated from Dev. List, assigned to AMA.
4/20	8	OF Caleb Roberts placed on AMA IL.
4/21	9	RHP Raffi Vizcaino transferred from AMA to RNO.
4/21	10	INF Jonathan Guzman transferred to AMA from HIL.
4/21	11	LHP Hugh Fisher transferred to AMA from HIL.
4/22	12	RHP Michel Otanez placed on AMA IL.
4/25	13	RHP Byrce Jarvis transferred from AMA to RNO.
4/25	14	LHP Dillon Larsen transferred to AMA from HIL.
4/25	15	RHP Marcos Tineo transferred to AMA from HIL.
5/2	16	RHP Mitchell Stump transferred to AMA from RNO.
5/2	17	LHP Dillon Larsen transferred from AMA to HIL.
5/5	18	INF Tristin English transferred from AMA to RNO.
5/5	19	INF Kevin Vicuña signed by ARI, assigned to AMA.
5/7	20	INF Jonathan Guzman placed on AMA IL.
5/8	21	INF Jarrod Watkins transferred to AMA from HIL.
5/10	22	RHP Josh Green placed on AMA IL.
5/13	23	RHP Michel Otanez reinstated from AMA IL.
5/14	24	INF Neyfy Castillo placed on AMA IL.
5/16	25	OF Caleb Roberts reinstated from AMA IL.
5/16	26	RHP Endrys Briceno transferred to AMA from RNO.
5/16	27	RHP Marcos Tineo released.
5/19	28	INF Camden Duzenack reinstated from RNO IL, transferred to AMA.
5/19	29	LHP Hugh Fisher placed on Dev. List.
5/20	30	RHP Zach Davies assigned to AMA on MLB Rehab.
5/23	31	INF Neyfy Castillo reinstated from IL.
5/23	32	INF Seth Beer reinstated from Dev. List, transferred to AMA.
5/23	33	INF Kevin Vicuña placed on Dev. List.
5/23	34	INF Jarrod Watkins released.
5/25	35	RHP Endrys Briceno transferred from AMA to RNO.
5/25	36	RHP Conor Grammes transferred to AMA from HIL.
5/26	37	RHP Michel Otanez transferred from AMA to RNO.
5/26	38	LHP Hugh Fisher reinstated from Dev. List.
6/1	39	RHP Josh Green reinstated from IL.
6/1	40	LHP Hugh Fisher placed on Dev. List.
6/13	41	RHP Christian Montes De Oca placed on IL.
6/20	42	RHP Blake Workman released.
6/20	43	LHP Andrew Saalfank transferred from AMA to RNO.
6/20	44	RHP Michel Otanez transferred to AMA from RNO.
6/20	45	RHP Peter Solomon transferred to AMA from RNO.
6/21	46	INF Kevin Vicuña transferred from AMA to HIL.
6/24	47	RHP Jackson Goddard placed on AMA IL.
6/26	48	RHP Gerald Ogando transferred to AMA from HIL.
6/29	49	RHP Raffi Vizcaino reinstated from RNO IL, transferred to AMA.
6/29	50	RHP Christian Montes De Oca reinstated from IL.
6/29	51	LHP Jake Rice placed on Dev. List.
7/1	52	INF Kevin Vicuña transferred to AMA from HIL.
7/1	53	INF Deyvison De Los Santos placed on the Dev. List.
7/7	54	INF Julio Carrion transferred to AMA from VIS.
7/7	55	INF Ryan Bliss placed on Temp. Inactive List.
7/7	56	INF Jordan Lawlar placed on Temp. Inactive List.
7/9	57	RHP Deyni Olivero placed on Dev. List.
7/13	58	INF Jordan Lawlar reinstated from Temp. Inactive List.
7/13	59	C J.J. D'Orazio transferred to AMA from HIL.
7/13	60	LHP Yu-Min Lin transferred to AMA from HIL.
7/13	61	LHP Will Mabrey transferred to AMA from HIL.
7/13	62	INF Ivan Melendez transferred to AMA from HIL.

[illegible][illegible]



Game	Date	Opponent	W/L	Winning Pitcher	Losing Pitcher	Save	Record	Standing	Attendance	TOG
1	4/6	@ FRI	L, 12-4	Anderson, G (1-0)	Jarvis, B (0-1)	-	0-1	T-2nd (-1.0)	8,320	2:28
2	4/7	@ FRI	W, 3-1	Albright, L (1-0)	Krauth, N (0-1)	Backhus, K (1)	1-1	T-1st (+0.5)	8,655	2:16
3	4/8	@ FRI	W, 5-3	Rice, J (1-0)	Starr, N (0-1)	Vizcaino, R (1)	2-1	T-1st (+1.0)	9,030	2:57
4/9-10		OFF								
4	4/11	CC	L, 5-4	Melendez, J (1-0)	Patrick, C (0-1)	Macuare, A (1)	2-2	T-2nd (-1.0)	5,452	2:26
5	4/12	CC	W, 13-10	Mantiply, J (1-0)	Robaina, J (0-1)	-	3-2	T-1st (+1.0)	4,093	3:16
6	4/13	CC	W, 5-2	Jarvis, B (1-1)	Cobos, F (0-1)	Montes De Oca, C (1)	4-2	1st (+1.0)	4,547	2:39
7	4/14	CC	L, 13-10	Sprinkle, J (1-0)	Albright, L (1-1)	-	4-3	T-1st (+1.0)	6,417	2:54
8	4/15	CC	W, 5-3	Mantiply, J (2-0)	Gordon, C (0-2)	Backhus, K (2)	5-3	1st (+1.0)	6,146	2:28
9	4/16	CC	L, 11-5	Melendez, J (2-0)	Patrick, C (0-2)	-	5-4	T-1st (+1.0)	5,187	2:54
4/17		OFF								
10	4/18	@ NWA	L, 16-6	Del Rosario, Y (1-0)	Olivero, D (0-1)	-	5-5	T-1st (+1.0)	2,399	2:40
11	4/19	@ NWA	W, 5-0	Jarvis, B (2-1)	Veneziano, A (1-1)	-	6-5	T-1st (+1.0)	2,792	2:29
12	4/20	@ NWA	W, 3-2 (10)	Otanez, M (1-0)	Biasi, D (1-1)	Rice, J (1)	7-5	1st (+0.5)	3,751	3:08
13	4/21	@ NWA	L, 5-0	Hoffmann, A (2-1)	Hill, J (0-1)	-	7-6	T-1st (+1.0)	4,690	2:26
14	4/22	@ NWA	L, 5-0	Marsh, A (1-0)	Patrick, C (0-3)	-	7-7	T-1st (+3.0)	4,856	2:14
15	4/23	@ NWA	W, 6-2	Saalfrank, A (1-0)	Way, B (0-2)	-	8-7	T-1st (+0.5)	4,640	2:48
4/24		OFF								
16	4/25	FRI	W, 9-7	Rice, J (2-0)	Starr, N (1-2)	Backhus, K (3)	9-7	T-1st (+1.0)	3,231	2:34
17	4/26	FRI	W, 12-11 (10)	Workman, B (1-0)	Church, M (0-1)	-	10-7	1st (+1.0)	3,275	3:24
18	4/27	FRI	L, 5-1	Roby, T (1-2)	Bain, J (0-1)	-	10-8	1st (+0.5)	6,239	2:38
19	4/28	FRI	L, 12-6	Speas, A (1-0)	Patrick, C (0-4)	-	10-9	2nd (-0.5)	4,393	2:55
20	4/29	FRI	W, 11-4	Olivero, D (1-1)	Leiter, J (0-2)	-	11-9	1st (+0.5)	5,928	2:38
21	4/30	FRI	L, 12-7	Church, M (1-1)	Tineo, M (0-1)	-	11-10	T-1st (+0.5)	5,125	2:53
5/1		OFF								
22	5/2	@ CC	L, 3-1	Robaina, J (1-2)	Fisher, H (0-1)	-	11-11	T-2nd (-1.0)	2,774	2:05
23	5/3	@ CC	W, 3-0	Pope, A (1-0)	Kouba, R (1-1)	Backhus, K (4)	12-11	T-1st (+1.5)	2,401	2:15
24	5/4	@ CC	L, 6-1	Gordon, C (2-2)	Patrcik, C (0-5)	-	12-12	T-2nd (-1.0)	3,678	2:11
25	5/5	@ CC	W, 12-8	Goddard, J (1-0)	Plumlee, P (0-1)	-	13-12	T-1st (+2.5)	4,651	3:13
26	5/6	@ CC	L, 12-7	VanWey, L (1-0)	Tineo, M (0-2)	-	13-13	T-2nd (-1.0)	4,327	2:49
27	5/7	@ CC	L, 5-4	Arrighetti, S (2-2)	Albright, L (1-2)	McDonald, C (1)	13-14	T-2nd (-2.0)	4,726	2:28
5/8		OFF								
28	5/9	MID	L, 11-9	Supak, T (2-0)	Hill, J (0-2)	-	13-15	2nd (-3.0)	6,284	2:47
29	5/10	MID	W, 6-3	Saalfrank, A (2-0)	Salinas, R (1-2)	-	14-15	2nd (-2.0)	4,495	2:20
30	5/11	MID	L, 16-6	Pérez, F (1-0)	Olivero, D (1-2)	-	14-16	2nd (-3.0)	5,363	2:56
31	5/12	MID	L, 6-1	Cushing J (1-0)	Tineo, M (0-3)	-	14-17	3rd (-4.0)	7,165	2:27
	5/13	MID	PPD							
32	5/14(1)	MID	W, 10-1	Albright, L (2-2)	Ginn, J (0-2)	-	15-17	-	0	1:40
33	5/14(2)	MID	L, 13-1	Tomioka, S (1-0)	Hill, J (0-3)	-	15-18	3rd (-4.0)	4,621	2:32
5/15		OFF								
34	5/16	@ FRI	L, 3-2	Church, M (2-2)	Goddard, J (1-1)	Starr, N (1)	15-19	3rd (-4.0)	10,019	2:30
35	5/17	@ FRI	L, 10-4	Leiter, J (2-2)	Olivero, D (1-3)	-	15-20	T-4th (-4.0)	2,890	2:27
36	5/18	@ FRI	L, 7-1	Garcia, R (1-3)	Bain, J (0-2)	-	15-21	5th (-4.0)	3,480	2:13
37	5/19	@ FRI	W, 2-1	Albright, L (3-2)	White, O (1-1)	Rice, J (2)	16-21	T-4th (-4.0)	5,943	2:24 (1:53)
38	5/20	@ FRI	L, 8-7 (10)	Kelly, A (2-0)	Stumpo, M (0-1)	-	16-22	T-4th (-5.0)	7,070	3:26
39	5/21	@ FRI	W, 3-1	Patrick, C (1-5)	Church, M (2-3)	Montes De Oca, C (2)	17-22	T-4th (-5.0)	6,306	2:32
5/22		OFF								
40	5/23	@ SA	L, 14-4	Bachar, L (2-0)	Olivero, D (1-4)	-	17-23	5th (-5.0)	5,054	2:48
41	5/24	@ SA	L, 4-3	Hernandez, N (3-1)	Montes De Oca, C (0-1)	-	17-24	5th (-5.0)	4,990	2:35
42	5/25	@ SA	L, 5-4	Kopps, K (3-0)	Otanez, M (1-1)	Jacob, A (1)	17-25	5th (-6.0)	3,549	2:35
43	5/26	@ SA	L, 8-2	Wolf, J (3-5)	Hill, J (0-4)	-	17-26	5th (-7.0)	4,124	2:57
44	5/27	@ SA	W, 1-0	Patrick, C (2-5)	Snider, D (0-3)	Saalfrank, A (1)	18-26	5th (-6.0)	4,828	2:30
45	5/28	@ SA	W, 9-3	Grammes, C (1-0)	Henry, H (1-2)	-	19-26	5th (-5.0)	3,530	2:46
5/29		OFF								
46	5/30	SPR	W, 7-1	Bain, J (1-2)	Gragg, L (0-3)	-	20-26	5th (-4.0)	4,179	2:11
47	5/31	SPR	W, 13-8	Stumpo, M (1-1)	Sawyer, L (1-2)	-	21-26	4th (-4.0)	4,177	3:03
48	6/1	SPR	W, 3-2	Grammes, C (2-0)	Pereira, W (3-3)	-	22-26	4th (-4.0)	4,690	1:54
49	6/2	SPR	PPD							
49	6/3(1)	SPR	L, 5-4 (8)	Roycroft, C (1-0)	Backhus, K (0-1)	Granillo, A (2)	22-27	4th (-3.5)	-	2:26
50	6/3(2)	SPR	W, 6-1 (7)	Olivero, D (2-4)	Hernandez, K (5-2)	-	23-27	4th (-4.0)	6,502	1:39
51	6/4	SPR	L, 6-5	Sawyer, L (2-2)	Grammes, C (2-1)	-	23-28	4th (-4.0)	5,636	2:44









Game	Date	Opponent	W/L	Winning Pitcher	Losing Pitcher	Save	Record	Standing	Attendance	TOT
103	8/8	@ TUL	L, 7-4	Sublette, R (2-3)	Hill, J (5-6)	Gowdy, K (1)	54-49, 20-14	1st (+1.0)	3,508	2:40
104	8/9	@ TUL	W, 7-4	Mabrey, W (2-0)	Dodson, T (5-6)	Montes De Oca, C (3)	55-49, 21-14	1st (+1.0)	3,727	2:40
105	8/10	@ TUL	W, 7-4	Otanez, M (3-2)	Little, J (0-1)	Backhus, K (8)	56-49, 22-14	1st (+1.0)	3,762	2:57
106	8/11	@ TUL	L, 5-1	Williams, K (1-0)	Solomon, P (0-1)	--	56-50, 22-15	T-1st (+3.0)	6,247	2:27
107	8/12	@ TUL	W, 10-9	Rice, J (4-0)	Fisher, B (5-4)	Montes De Oca, C (4)	57-50, 23-15	1st (+1.0)	6,295	3:10
108	8/13	@ TUL	W, 9-3	Hill, J (6-6)	Ortiz-Mayr, O (1-4)	--	58-50, 24-15	1st (+2.0)	2,886	2:48
	8/14	OFF								
109	8/15	ARK	W, 8-7	Montes De Oca, C (2-2)	Tyler, K (6-9)	Rice, J (3)	59-50, 25-15	1st (+3.0)	4,150	2:49
110	8/16	ARK	W, 17-6	Lin, Y (3-1)	Semple, S (2-5)	--	60-50, 26-15	1st (+3.0)	3,522	2:51
111	8/17	ARK	L, 8-6	Kober, C (4-1)	Montilla, E (0-1)	Kuhn, T (3)	60-51, 26-16	1st (+2.0)	4,373	2:59
112	8/18	ARK								
113	8/19	ARK								
114	8/20	ARK								
	8/21	OFF								
115	8/22	@ SA								
116	8/23	@ SA								
117	8/24	@ SA								
118	8/25	@ SA								
119	8/26	@ SA								
120	8/27	@ SA								
	8/28	OFF								
121	8/29	MID								
122	8/30	MID								
123	8/31	MID								
124	9/1	MID								
125	9/2	MID								
126	9/3	MID								
	9/4	OFF								
127	9/5	@ ARK								
128	9/6	@ ARK								
129	9/7	@ ARK								
130	9/8	@ ARK								
131	9/9	@ ARK								
132	9/10	@ ARK								
	9/11	OFF								
133	9/12	FRI								
134	9/13	FRI								
135	9/14	FRI								
136	9/15	FRI								
137	9/16	FRI								
138	9/17	FRI								
END OF SEASON										