



**SOD
POODLES
BASEBALL
CLUB**

NEWS & NOTES

HODGETOWN

715 S. BUCHANAN ST

AMARILLO, TEXAS 79101

806-803-7762

TWITTER: @SODPOODLES

Sod Poodles PR Department: Director, Cory Hilborne - CoryH@SodPoodles.com, 806-803-9614

Wichita Wind Surge (36-51, 8-11)

RHP Travis Adams (2-6, 5.97 ERA)

VS.

Amarillo Sod Poodles (47-41, 13-6)

LHP Yu-Min Lin (1-0, 0.00 ERA)

Saturday, July 22, 2023 • 7:05 PM CT • HODGETOWN • Radio: KVWE-102.9 FM • Game 89 • Home Game 44

UPCOMING GAMES

| DAY | DATE | OPPONENT | PROBABLE PITCHERS | TIME (CT) | RADIO |
|------|---------|----------|---|-----------|---------------|
| Sun | July 23 | vs WCH | LHP Aaron Rozek (1-3, 6.91 ERA) vs. RHP Deyni Olivero (5-5, 9.53 ERA) | 6:05 PM | KVWE-102.9 FM |
| Tues | July 25 | @ MID | TBD vs. RHP Chad Patrick (3-7, 5.47 ERA) | 6:30 PM | KVWE-102.9 FM |
| Wed | July 26 | @ MID | TBD vs. RHP Luke Albright (5-4, 5.31 ERA) | 6:30 PM | KVWE-102.9 FM |

SEASON RESULTS

| Date | Site | Result |
|------|--------|---------|
| 7/18 | vs WCH | W, 10-7 |
| 7/19 | vs WCH | W, 7-5 |
| 7/20 | vs WCH | L, 4-1 |
| 7/21 | vs WCH | W, 3-2 |
| 7/22 | vs WCH | |
| 7/23 | vs WCH | |

WICHITA SERIES CAPSULE

2023 at Home: 3-1
2023 on Road: 0-0
All-Time at Home: 6-4
All-Time on Road: 7-5
All-Time Totals: 13-9

STREAKS

Last 5 Games: 4-1
Last 10 Games: 8-2
Longest 2023 Winning Streak: 7
Longest 2023 Losing Streak: 4 (2x)
All-Time W/L: 245-236

LEAGUE STANDINGS

TEXAS LEAGUE 2ND HALF

| North (W-L-PCT-GB) | | | |
|--------------------|------|------|-----|
| ARKANSAS | 11-7 | .611 | - |
| NW ARKANSAS | 9-9 | .500 | 2.0 |
| SPRINGFIELD | 9-10 | .474 | 2.5 |
| WICHITA | 8-11 | .421 | 3.5 |
| TULSA | 7-12 | .368 | 4.5 |
| South (W-L-PCT-GB) | | | |
| AMARILLO | 13-6 | .684 | - |
| CORPUS CHRISTI | 10-9 | .526 | 3.0 |
| MIDLAND | 10-9 | .526 | 3.0 |
| FRISCO | 9-10 | .474 | 4.0 |
| SAN ANTONIO | 8-11 | .421 | 5.0 |

OVERALL

| North (W-L-PCT-GB) | | | |
|--------------------|-------|------|------|
| *ARKANSAS | 56-31 | .644 | - |
| TULSA | 48-40 | .545 | 8.5 |
| SPRINGFIELD | 43-45 | .489 | 13.5 |
| NW ARKANSAS | 38-49 | .437 | 18.0 |
| WICHITA | 36-51 | .414 | 20.0 |
| South (W-L-PCT-GB) | | | |
| AMARILLO | 47-41 | .534 | - |
| *SAN ANTONIO | 45-43 | .511 | 2.0 |
| CORPUS CHRISTI | 43-45 | .489 | 4.0 |
| MIDLAND | 42-46 | .477 | 5.0 |
| FRISCO | 40-47 | .460 | 6.5 |

* Clinched 1st half

TEAM LEADERS

AVERAGE: 260 - Vukovich
HITS: 75 - Vukovich
2B: 16 - Lawlar
TRIPLES: 5 - Roberts
HOME RUNS: 17 - Vukovich
RBI: 61 - Vukovich
OPS: .875 - Roberts
STOLEN BASES: 27 - Lawlar
SO (P): 100 - Albright
SAVES: 7 - Backhus
ERA: 3.46 - Pope
WINS: 5 - Albright & Hill

ATTENDANCE

Last: 7,120
Total: 221,627
Average: 5,541
No. of Sellouts: 18

THE HOUSE OF YU-MIN: In his Double-A debut last Sunday against Frisco, the southpaw turned in six scoreless innings while tying the Amarillo season-high with eight strikeouts. He allowed just two hits and never allowed a man to reach scoring position.

He holds a career 4-5 record with a 2.93 ERA through his first 28 professional games entering today's start against Wichita.

LESS IS MORE?: Last night's win marked just the eighth time this year Amarillo has won a game when scoring three or fewer runs and just the ninth time winning a game when being out-hit by their opposition. Amarillo was also held to just five hits, the second straight game with five hits against the Wind Surge. It was just the second time this year the Amarillo offense has been held to five or fewer hits with the last time coming on May 18-19 on the road in Frisco.

TIME FLIES WHEN YOU'RE HAVING FUN: Playing in just 2:08, it was the quickest nine-inning game at home this year for Amarillo. It bested the previous game by three minutes when the Sod Poodles and Springfield Cardinals played in 2:11. The all-time quickest nine-inning game in Amarillo history was a 1:50 game on August 21, 2022 on the road in Midland.

JING-HILL BELL ROCKS: Jamison Hill tied his career-high with his 7.0 IP on Friday night. The former Fresno State Bulldog now has three games in his 47-game career going 7.0 IP with two coming in his last five starts. It was the first time in his career going more than 5.0 IP without a run against him. Since allowing a run in the top of the first inning on July 15, Hill has gone 11.2 IP without a run against him. Over the span, he has 10 strikeouts with just four hits allowed and four walks. He also tied his career-high by winning his third consecutive start. Over his last seven starts, Hill is now 5-0 with a 3.69 ERA and joins Luke Albright and Deyni Olivero for the team lead with his five wins on the year.

VUK TRACKER: A.J. Vukovich scored the game's first run in last night's win with a solo home run in the bottom of the first. It was his team-leading 17th home run of the year which also ties his career-high for home runs in a single season. The D-backs' no. 11-rated prospect slugged 17 home runs a season ago between High-A Hillsboro and Amarillo. His 17 round-trippers are now second-most in the D-backs farm system this year, trailing current teammate Ivan Melendez who has 22 this year.

UNDER THE CHRISTMAS TREE: Deyvison De Los Santos has now hit safely in his last nine games after a RBI triple in the bottom of the seventh on Friday night. It was just the fifth triple of De Los Santos' professional career. It was his first triple since July 14, 2022, when he was with Low-A Visalia. Over his last nine games, the D-backs' no. 4-rated prospect is hitting .405 (15-for-37) with a double, triple, two home runs, and nine RBI since June 29. This is the longest hit streak of his career since July 8-28, 2022 when he hit safely in 14 consecutive games.

SANTA LAWS: Jordan Lawlar was one of five Amarillo players to record a hit on Friday night. The D-backs' no. 1-rated prospect now has a hit in each of his last five games, and 28 of his last 33 dating back to June 3rd. Over his first 11 games in July, Lawlar is hitting .341 (14-for-41) with a hit in all but one game so far this month.

OGAND HO HO HO: Gerald Ogando earned his first Double-A save after inducing a game-ending double play against the lone man he faced in the bottom of the ninth to preserve the win. It was the fourth save of his professional career which now spans 101 games for the 22-year-old. His last save came on June 15 earlier this year when he was pitching for the rookie-level Arizona Complex League D-backs. In seven relief appearances to begin his Double-A career, Ogando has spun five scoreless games and has a 3.12 ERA. In 8.2 IP, he has allowed just eight hits and has 13 strikeouts.

SOD POODLES BREAKDOWN

At Home: 24-19
On the Road: 23-22
Day Games: 6-6
Night Games: 40-35
vs. RHP: 38-35
vs. LHP: 9-6
First Half: 34-35
Second Half: 13-6
April: 11-10
May: 10-16
June: 15-10
July: 11-5
August: 0-0
September: 0-0
Monday: 2-0
Tuesday: 5-8
Wednesday: 9-5
Thursday: 6-8
Friday: 4-10
Saturday: 12-4
Sunday: 9-6

Scoring First: 25-14
Opponent Scoring First: 22-27
Extra Innings: 2-3
Doubleheaders: 6-2
Commit An Error: 24-25
Commit No Errors: 23-16
Walk-Off Wins: 2
Walk-Off Losses: 3

vs. North 1st Half: 7-5
vs. South 1st Half: 27-30
vs. North 2nd Half: 11-5
vs. South 2nd Half: 2-1

Scoring 4+ Runs: 39-26
Opp. Scoring 4+ Runs: 21-39
Scoring 3 Or Fewer Runs: 8-15
Opp. Scoring 3 Or Fewer Runs: 26-2
Out-Hit Opponent/Tie: 38-15
Out-Hit By Opponent: 9-26
Lead After 6: 35-7
Trail After 6: 7-32
Tied After 6: 5-2
Lead After 7: 40-4
Trail After 7: 3-34
Tied After 7: 3-3
Lead After 8: 38-2
Trail After 8: 1-36
Tied After 8: 2-3

Series (W-L-T): 5-5-5

Game 1: 6-10
Game 2: 11-4
Game 3: 7-9
Game 4: 6-8
Game 5: 10-3
Game 6: 7-6
Series Sweeps: 1
Series Been Swept: 0



STARTING PITCHER



#20 YU-MIN LIN - LHP

HEIGHT: 5'11"

WEIGHT: 160

B/T: L/L

AGE: 20 (7/12/2003 in Taitung, Taiwan)

1 G

1-0

8/1 K/BB

0.00 ERA

LAST WIN: 7/16/23 vs FRI

LAST SAVE: --

LONGEST 2023 OUTING: 7.0 IP (7/1/23 @ TRI (A+))

LAST HOME RUN ALLOWED: 7/7/23 vs VAN (A+) (Alan Roden, 2nd inning, 3-Run)

2023 VS. WCH: FIRST APPEARANCE

Signed by the Arizona Diamondbacks as an international free agent on December 15, 2021

Currently ranked as the D-backs' no. 10-rated prospect (MLB Pipeline)

Made his professional debut on June 10, 2022 with the ACL D-backs, pitching 2.0 IP against the ACL Giants, allowing two runs on no hits with four strikeouts

Got his first professional win on July 29, 2022 with Visalia (A-)...Went 5.0 IP against Inland Empire and allowed just two hits and no runs with nine strikeouts.

Ended his first professional season going 2-2 with a 2.72 ERA in 14 starts...Over 56.1 IP tallied 91 strikeouts with just 22 walks and 31 hits allowed.

Began the 2023 season with High-A Hillsboro, going 1-3 with a 3.43 ERA over 13 starts...Allowed three or fewer runs 12 of his 13 starts.

Set a career-high with 13 strikeouts, tying the Hillsboro single-game record by a Hop...Was a 5.0 IP scoreless outing, striking out 13-of-the-16 batters he faced.

In his Double-A debut on July 16 vs Frisco, he went 6.0 IP scoreless and tied the Amarillo season-high with eight strikeouts while allowing just two hits.

CAREER STATS

| YEAR | TEAM | W-L | ERA | G | GS | CG | SHO | IP | H | R | ER | HR | HB | BB | SO | WP | GDP | BAA |
|---------------------|------------------|-----|------|----|----|----|-----|-------|----|----|----|----|----|----|-----|----|-----|------|
| 2022 | ACL D-backs (Rk) | 0-2 | 2.35 | 7 | 7 | 0 | 0 | 23.0 | 9 | 10 | 6 | 0 | 2 | 6 | 41 | 1 | 1 | .118 |
| | Visalia (A-) | 2-0 | 2.97 | 7 | 7 | 0 | 0 | 33.1 | 31 | 14 | 11 | 2 | 1 | 16 | 50 | 7 | 2 | .254 |
| 2023 | Hillsboro (A+) | 1-3 | 3.43 | 13 | 13 | 0 | 0 | 60.1 | 47 | 26 | 23 | 3 | 3 | 22 | 76 | 6 | 8 | .223 |
| | Amarillo (AA) | 1-0 | 0.00 | 1 | 1 | 0 | 0 | 6.0 | 2 | 0 | 0 | 0 | 0 | 1 | 8 | 0 | 0 | .100 |
| MINOR LEAGUE TOTALS | | 4-5 | 2.93 | 28 | 28 | 0 | 0 | 122.2 | 89 | 50 | 40 | 5 | 6 | 45 | 175 | 14 | 11 | .207 |

2023 HIGHS (AA)

INNINGS: 6.0 IP (7/16 vs FRI)
 HITS: 2 (7/16 vs FRI)
 RUNS: 0 (7/16 vs FRI)
 EARNED RUNS: 0 (7/16 vs FRI)
 STRIKEOUTS: 8 (7/16 vs FRI)
 WALKS: 1 (7/16 vs FRI)
 HOME RUNS: 0 (7/16 vs FRI)
 CONSECUTIVE WINS: 1 (7/16 vs FRI)
 CONSECUTIVE LOSSES: 0
 SHORTEST START: 6.0 IP (7/16 vs FRI)
 PITCHES THROWN: 84 (7/16 vs FRI)

CAREER HIGHS

INNINGS: 7.0 IP (7/1/23 @ TRI (A+))
 HITS: 8 (8/11/22 @ MOD (A-))
 RUNS: 7 (7/7/23 vs VAN (A+))
 EARNED RUNS: 7 (7/7/23 vs VAN (A+))
 STRIKEOUTS: 13 (6/3 @ EVE (A+))
 WALKS: 4 (2x, Last: 7/7/23 vs VAN (A+))
 HOME RUNS: 1 (5x, Last: 7/7/23 vs VAN (A+))
 CONSECUTIVE WINS: 1 (4x, Last: 7/16/23 vs FRI)
 CONSECUTIVE LOSSES: 1 (3x, Last: 6/17/23 @ VAN (A+))
 SHORTEST START: 1.1 IP (4/15/23 vs EVE (A+))
 PITCHES THROWN: 101 (7/7/23 vs VAN (A+))

2023 SPLITS (AA)

VS. RIGHT: .091/.091/.091, H, 4 K, 11 AB
 VS. LEFT: .111/.200/.111, H, 4 K, BB, 9 AB
 HOME: 1 GS, 1-0, 0.00 ERA, 6.0 IP, 2 H, 8 K, BB
 ROAD: --
 W/ RISP: ---/---/---
 DAY: --
 NIGHT: 1 GS, 1-0, 0.00 ERA, 6.0 IP, 2 H, 8 K, BB
 TEAM W/L IN STARTS: 1-0

OPPOSING STARTER - RHP TRAVIS ADAMA (2-6, 5.97 ERA)

CAREER VS. AMA: FIRST APPEARANCE

BATTER-PITCHER MATCH-UPS (ACTIVE ROSTER, 2023)

SOD POODLES VS. TRAVIS ADAMS:

| PLAYER | H | AB | AVG | XBH | HR | RBI | BB | SO |
|------------------|---|----|-----|-----|----|-----|----|----|
| Roberts, C | | | | | | | | |
| Lawlar, J | | | | | | | | |
| Vukovich, A | | | | | | | | |
| Beer, S | | | | | | | | |
| Melendez, I | | | | | | | | |
| De Los Santos, D | | | | | | | | |
| Tawa, T | | | | | | | | |
| Castillo, N | | | | | | | | |
| Centeno, J | | | | | | | | |

WIND SURGE VS. YU-MIN LIN:

| PLAYER | H | AB | AVG | XBH | HR | RBI | BB | SO |
|----------------|---|----|-----|-----|----|-----|----|----|
| Lee, B | | | | | | | | |
| Schobel, T | | | | | | | | |
| Severino, Y | | | | | | | | |
| Isola, A | | | | | | | | |
| Sabato, A | | | | | | | | |
| Keirsey Jr., D | | | | | | | | |
| Rucker, J | | | | | | | | |
| Holland, W | | | | | | | | |
| Fajardo, Y | | | | | | | | |



2023 HIGHS: Hits - 4, Runs - 3, RBI - 3, HR - 1, 2B - 2, 3B - 0, BB - 2, K - 3, SB - 0

2023 SPLITS:

CURRENT HITTING: 0

CURRENT HITTING: 0

SEASON LONG HITTING: 6
CURRENT ON BASE: 0

SEASON-LONG ON-BASE: 14

2023 HIGHS: Hits - 3, Runs - 2, RBI - 3, HR - 1, 2B - 2, 3B - 1, BB - 2, K - 3, SB - 1

2023 SPLITS:

CURRENT HITTING: 0

CURRENT HITTING: 0

SEASON LONG HITTING: 14
CURRENT ON BASE: 7

SEASON-LONG ON-BASE: 15

2023 HIGHS: Hits - 3, Runs - 2, RBI - 2, HR - 1, 2B - 1, 3B - 0, BB - 2, K - 3, SB - 1

2023 SPLITS:

CURRENT HITTING: 0

CURRENT HITTING: 0

SEASON LONG HITTING: 7

CURRENT ON-BASE: 2
SEASON-LONG ON-BASE: 7

2023 HIGHS: Hits - 2, Runs - 1, RBI - 1, HR --, 2B - 1, 3B - 1, BB - 1, K - 2, SB --

2023 SPLITS:

CURRENT HITTING: 0

CURRENT HITTING: 0

SEASON LONG HITTING: 4
CURRENT ON BASE: 0

CURRENT ON-BASE: 0
SEASON-LONG ON-BASE: 4

2023 HIGHS: Hits - 3, Runs - 2, RBI - 3, HR - 1, 2B - 1, 3B - 1, BB - 2, K - 3, SB - 2







2023 SPLITS:

CURRENT HITTING: 0

CURRENT HITTING: 0

SEASON LONG HITTING: 13
CURRENT ON BASE: 0

CURRENT ON-BASE: 0
SEASON-LONG ON-BASE: 13

| | |
|---|---|
|  | Logged 42 combined games across three levels in 2019, hitting .256 (34-for-133), ending the year with a hit in 15 of his final 19 games played. |
|  | Played the entire 2021 season with High-A Hillsboro with 57 games behind the plate (53 GS), 15 games in RF (14 GS), and three games in LF (2 GS), hitting |
|  | his first career HR on 6/9 vs TRI, an inside-the-park HR. |
|  | Posted his first 3-hit game in 2023 on June 15 vs SA....First 3-hit game since June 4, 2022 vs MID. |
|  | Hit his first home run of the 2023 season on July 4 @ SPR...Was just his fourth professional home run and third out of the park home run. |
|  | Logged the longest hit streak of his professional career with his 13-game stretch from May 28 - July 4...Previous career-long was nine games. |

#13 DEYVISON DE LOS SANTOS - INF 2023 HIGHS: Hits - 3, Runs - 2, RBI - 3, HR - 1, 2B - 1, 3B - 1, BB - 2, K - 3, SB - 1

| HEIGHT: 6'1" | | | WEIGHT: 185 | | B/T: R/R | | AGE: 20 (6/21/1993 in Santo Domingo, Dominican Republic) | | | | | | | 2023 SPLITS: | | | | |
|--------------|------|------|-------------|-----|----------|----|--|----|----|-----|----|--------|----|--------------|-------|------|------|------|
| G | AVG | OBP | SLG | AB | R | H | 2B | 3B | HR | RBI | BB | SB/ATT | SO | V.RHP | V.LHP | HOME | AWAY | RISP |
| 70 | .227 | .285 | .352 | 273 | 38 | 62 | 5 | 1 | 9 | 35 | 20 | 3/3 | 76 | .224 | .241 | .283 | .164 | .286 |

LAST GAME: 1-for-3, 3B, RBI, R


LAST HOME RUN: 7/19 vs WCH off Donato (Solo)


CURRENT HITTING: 9
SEASON LONG HITTING: 9
CURRENT ON-BASE: 9
SEASON-LONG ON-BASE: 9


WCH SERIES: 6-for-15, 2 HR, 3B, 6 RBI, 4 R, 3 K **LAST MULTI-HIT GAME:** 7/20 vs WCH (2-for-4)


FRI SERIES: 5-for-11, 2B, 2 RBI, 2 R, BB, 3 K


 **Is currently ranked as the D-backs' no.4-rated prospect**

 Back-to-back D-backs' Minor League Player of the Month in June and July, 2022.

 Named the NWL Player of the Week (7/31/22), MiLB.com Organization All-Star (2022) and Single-A Postseason All-Star (Baseball America).

 Won the batting title in the California League in 2022, hitting .329 in 78 games played for Visalia despite a promotion to Hillsboro on July 22, 2022.

 Combined to hit .403 (75-for-186) with 12 doubles, two triples, nine home runs, 35 RBI in 46 games between Visalia and Hillsboro in June and July, 2022

 **Riding a season-high nine-game hit streak (6/29 - 7/21)** that includes six multi-hit games during the streak...Had a 14-game streak from 7/8-28/22

#26 CAMDEN DUZENACK - INF 2023 HIGHS: Hits - 3, Runs - 3, RBI - 3, HR - 1, 2B - 2, 3B - 0, BB - 2, K - 3, SB - 1

| 2023 SPLIT SCHEDULE | | | | | | | | | | | | | | | | | | | |
|---------------------|------|-------------|------|-----|----------|----|-----------------------------------|----|----|-----|----|--------|--------------|-------|-------|------|------|------|--|
| HEIGHT: 5'7" | | WEIGHT: 170 | | | B/T: R/R | | AGE: 28 (3/8/1995 in Melissa, TX) | | | | | | 2023 SPLITS: | | | | | | |
| G | AVG | OBP | SLG | AB | R | H | 2B | 3B | HR | RBI | BB | SB/ATT | SO | V.RHP | V.LHP | HOME | AWAY | RISP | |
| 38 | .338 | .423 | .504 | 133 | 22 | 45 | 10 | 0 | 4 | 26 | 14 | 2/7 | 28 | .336 | .348 | .385 | .294 | .310 | |

LAST GAME: 0-for-4, 3 K

LAST HOME RUN: 7/1 vs TUL off Peto (solo)


CURRENT HITTING: 0
SEASON LONG HITTING: 12
CURRENT ON-BASE: 0
SEASON-LONG ON-BASE: 27


WCH SERIES: 3-for-12, RBI, R, BB, 4 K


LAST MULTI-HIT GAME: 7/19 vs WCH (2-for-4)


FRI SERIES: 2-for-8, 2B, R, 3 K

 Duzenack is entering his 6th professional season, having spent time at every level of minor league ball from Rookie to Triple-A.

 In his debut season (2017), he belted 16 doubles, a triple, and three homers in 222 AB's with A (Short) Hillsboro, slugging .410 that year.

 He logged 318 Triple-A at-bats last season with Reno, slashing .261/.308/.465 while sending 13 balls over the wall accompanied by 20 two-baggers and three triples.

 Earned Amarillo's second walk-off win on 5/31/23 after hitting a two RBI single while the club was down by one run with two outs and the bases loaded.

 Had a 12-game hit streak from June 15-July 4, hitting .449 (22-for-49) with five doubles, three home runs, 14 RBI, and four walks during the stretch.

 **Through his first 18 games at HODGETOWN in 2023, is hitting .385 with eight XBH and 12 RBI...Has a hit in 15-of-18 games played at home.**

#11 JORDAN LAWLAR - INF 2023 HIGHS: Hits - 3, Runs - 4, RBI - 4, HR - 1, 2B - 2, 3B - 1, BB - 2, K - 4, SB - 3

| HEIGHT: 6'2" | | | | | | | | | | | | | | | | | | WEIGHT: 190 | | | | | | | | | | | | | | | | | | B/T: R/R | | | | | | | | | | | | | | | | | | AGE: 21 (7/17/2002 in Carrollton, TX) | | | | | | | | | | | | | | | | | | 2023 SPLITS: | | | | | | | | | | | | | | | | | |
|--------------|--|------|--|------|--|------|--|-----|--|----|--|----|--|----|--|----|--|-------------|--|-----|--|----|--|--------|--|----|--|-------|--|-------|--|------|--|------|--|----------|--|--|--|--|--|--|--|--|--|--|--|--|--|--|--|--|--|---------------------------------------|--|--|--|--|--|--|--|--|--|--|--|--|--|--|--|--|--|--------------|--|--|--|--|--|--|--|--|--|--|--|--|--|--|--|--|--|
| G | | AVG | | OBP | | SLG | | AB | | R | | H | | 2B | | 3B | | HR | | RBI | | BB | | SB/ATT | | SO | | V.RHP | | V.LHP | | HOME | | AWAY | | RISP | | | | | | | | | | | | | | | | | | | | | | | | | | | | | | | | | | | | | | | | | | | | | | | | | | | | | |
| 72 | | .254 | | .351 | | .470 | | 283 | | 56 | | 72 | | 16 | | 3 | | 13 | | 39 | | 35 | | 27/30 | | 76 | | .234 | | .364 | | .275 | | .234 | | .203 | | | | | | | | | | | | | | | | | | | | | | | | | | | | | | | | | | | | | | | | | | | | | | | | | | | | | |

LAST GAME: 1-for-4, K

LAST HOME RUN: 7/16 vs FRI off Slaten (3-Run)


CURRENT HITTING: 5
SEASON LONG HITTING: 9
CURRENT ON-BASE: 13
SEASON-LONG ON-BASE: 16


WCH SERIES: 7-for-16, 2 2B, 3 R, 4 K


LAST MULTI-HIT GAME: 7/19 vs WCH (3-for-5)

FRI SERIES: 2-for-10, HR, 2B, 3 RBI, 2 BB, HBP, 2 R, 4 K


 Made his professional debut on 8/21/21 after being selected 6th overall in the 2021 MLB Draft out of Jesuit High School (Dallas).


 **Currently ranked as the D-backs' no. 1-rated prospect and the no. 5 overall prospect by MLB Pipeline.**

 Appeared in 100 games across four levels in 2022, hitting .303 (18 2B, 7 3B, 16 HR) with 62 RBI and 57 walks.

 Hit .278 (10-for-36) with a double, triple, two home runs, and seven RBI in 11 games in the Arizona Fall League in 2022... Broken Scapula ended his AFL.

 Was hitting .162 through his first 32 games in 2023... **In 40 games since May 23, he is hitting .319 (12 2B, 2 3B, 8 HR) with 39 runs scored and 23 RBI.**

 Was named to the 2023 SiriusXM MLB All-Star Futures Game

 Hit Amarillo's fifth ever inside the park home run, doing so in game one of the DH on July 3 vs TUL...First ITP HR since Luis Basabe (6/19/21 vs WCH)

#43 IVAN MELENDEZ - INF 2023 HIGHS: Hits - 2, Runs - 3, RBI - 4, HR - 1, 2B --, 3B --, BB - 1, K - 2, SB --

| HEIGHT: 6'3" | | WEIGHT: 225 | | B/T: R/R | | AGE: 23 (1/24/2000 in El Paso, TX) | | | | | | | | | | 2023 SPLITS: | | | | |
|--------------|------|-------------|-------|----------|---|------------------------------------|----|----|----|-----|----|--------|----|-------|-------|--------------|------|------|--|--|
| G | AVG | OBP | SLG | AB | R | H | 2B | 3B | HR | RBI | BB | SB/ATT | SO | V.RHP | V.LHP | HOME | AWAY | RISP | | |
| 5 | .333 | .429 | 1.000 | 18 | 7 | 6 | - | - | 4 | 6 | 1 | -/- | 7 | .267 | .667 | .333 | --- | .000 | | |

LAST GAME: 1-for-4, R, K


LAST HOME RUN: 7/18 vs WCH off Mattson (2-Run)


CURRENT HITTING: 1
SEASON LONG HITTING: 3
CURRENT ON-BASE: 1
SEASON-LONG ON-BASE: 3

WCH SERIES: 3-for-10, 2 HR, 4 RBI, 4 R, BB, 3 K


LAST MULTI-HIT GAME: 7/18 vs WCH (2-for-3)

FRI SERIES: 3-for-8, 2 HR, 2 RBI, 3 R, 4 K, HBP

 Selected by the Arizona Diamondbacks in the 2nd round (#43 overall) of the 2022 MLB Draft out of the University of Texas

 **Currently ranked as the D-backs' no. 7-rated prospect**

 While at Texas, won the Golden Spikes Award as the top collegiate player in the country and set a NCAA record with 32 home runs in 2022.

 Began 2023 with High-A Hillsboro where he hit .270 in 58 games while setting the Hops single-season franchise-record with 18 HR...Was named NWL Player of the Week on June 25 after becoming the first Hops player to hit for the Cycle at Ron Tonkin Field on June 23 vs Everett.

 **Currently leads the D-backs' system with his 22 HR and hit a home run in each of his first three games (4 total) in Double-A, his fourth straight game with a HR including his final game in Hillsboro (7/9-18)**

#7 CALEB ROBERTS - OF 2023 HIGHS: Hits - 3, Runs - 3, RBI - 4, HR - 2, 2B - 2, 3B - 1, BB - 4, K - 4, SB - 1

| HEIGHT: 6'1" | | WEIGHT: 195 | | B/T: L/R | | AGE: 23 (2/9/2000 in West Palm Beach, FL) | | 2023 SPLITS: | | | | | | | | | | |
|--------------|------|-------------|------|----------|----|---|----|--------------|----|-----|----|--------|----|-------|-------|------|------|------|
| G | AVG | OBP | SLG | AB | R | H | 2B | 3B | HR | RBI | BB | SB/ATT | SO | V.RHP | V.LHP | HOME | AWAY | RISP |
| 57 | .252 | .365 | .510 | 210 | 46 | 53 | 11 | 5 | 11 | 41 | 35 | 9/11 | 69 | .260 | .212 | .310 | .200 | .286 |

LAST GAME: 1-for-4, K

LAST HOME RUN: 7/15 vs FRI, off Krauth (2-Run)


CURRENT HITTING: 1
SEASON LONG HITTING: 8
CURRENT ON-BASE: 5
SEASON-LONG ON-BASE: 19


WCH SERIES: 1-for-9, 3 BB, 4 K


LAST MULTI-HIT GAME: 7/15 vs FRI (3-for-4)


FRI SERIES: 4-for-11, 2 HR, 2B, 3 RBI, 3 R, BB, HBP, 2 K

 During his time in Hillsboro (4/8-9/4/2022), held down the two (2) spot for AVG (.234, 91-for-389), RBI (55), SLG (.380), 2B (24), XBH (36), TB (148) and R (57).

 Had a season-high eight game hit streak in 2023 that includes six home runs, four doubles, a triple, and 12 RBI from June 24-July 3

 **Became the first Sod Poodle to ever homer in four straight games**, doing so from June 30 - July 3... **Has hit eight home runs since June 25 (18 G)** including his first career grand slam on July 3...It was Amarillo's second in 2023, and the 13th overall in franchise-history.

 Logged the second multi-HR game of his professional career on July 15 vs Frisco...Set his single-season career-high for HR during the performance.

 Was named Texas League Player of the Week for June 26 - July 2 after hitting .438 (7-for-16) with 3 HR, 2 2B, 4 RBI, 3 BB, .550 OBP, 1.125 SLG vs Tulsa.

| #10 TIM TAWA - OF | | | | | | | | | | | | | | |
|--|------|------|------|-----|---|----|----|----|----|-------------------------|----|--------|----|--------|
| 2023 HIGHS: Hits - 3, Runs - 3, RBI - 5, HR - 2, 2B - 2, 3B - 1, BB - 2, K - 3, SB - 1 | | | | | | | | | | | | | | |
| HEIGHT: 6'0" WEIGHT: 196 B/T: R/R AGE: 23 (4/7/1999 in West Linn, OR) 2023 SPLITS: | | | | | | | | | | | | | | |
| G | AVG | OBP | SLG | AB | R | H | 2B | 3B | HR | RBI | BB | SB/ATT | SO | V. RHP |
| 72 | .239 | .315 | .448 | 259 | 42 | 62 | 10 | 1 | 14 | 49 | 29 | 5/8 | 78 | .239 |
| V. LHP | | | | | HOME | | | | | AWAY | | | | |
| .244 | | | | | .266 | | | | | .214 | | | | |
| RISP | | | | | .299 | | | | | | | | | |
| LAST GAME: 0-for-3, 3 K | | | | | LAST HOME RUN: 7/15 vs FRI off Krauth (2-Run) | | | | | CURRENT HITTING: 0 | | | | |
| WCH SERIES: 0-for-9, BB, 6 K | | | | | LAST MULTI-HIT GAME: 7/9 @ SPR (2-for-4) | | | | | SEASON LONG HITTING: 10 | | | | |
| FRI SERIES: 1-for-10, HR, 2 RBI, R, BB, 3 K | | | | | | | | | | CURRENT ON-BASE: 0 | | | | |
| | | | | | | | | | | SEASON-LONG ON-BASE: 13 | | | | |

- 🐾 Made his professional debut with the ACL D-Backs (7/31/2021) where he logged two games and went 2-for-5 (.400 AVG) with a HR, 3 RBI, R and 2 BB.
- 🐾 During his stretch in Hillsboro (4/8-6/22/2022), held the crown for AVG (.282), HR (8), RBI (30), OBP (.377), SLG (.441), H (60), TB (94), R (32).
- 🐾 Recorded his first career multi-HR game on 6/29 vs TUL, going 2-for-4 with two HR and five RBI...His five RBI also tied his career-high (June 17, 2021)
- 🐾 Hit his first career grand slam on July 9 on the road in Springfield...Included his second five RBI game in 2023 and third overall in his professional career.
- 🐾 He hit his 14th home run of the season on July 15 against Frisco which set a single-season career-high for home runs by the former Stanford Cardinal.

| #1 KEVIN VICUNA - INF | | | | | | | | | | | | | | |
|---|------|------|------|----|--|---|----|----|----|------------------------|----|--------|----|--------|
| 2023 HIGHS: Hits - 1, Runs - 1, RBI - 3, HR - 1, 2B - 1, 3B - 0, BB - 2, K - 2, SB - 0 | | | | | | | | | | | | | | |
| HEIGHT: 6'0" WEIGHT: 140 B/T: R/R AGE: 25 (1/14/1998 in Puerto La Cruz, Venezuela) 2023 SPLITS: | | | | | | | | | | | | | | |
| G | AVG | OBP | SLG | AB | R | H | 2B | 3B | HR | RBI | BB | SB/ATT | SO | V. RHP |
| 17 | .156 | .283 | .267 | 45 | 5 | 7 | 2 | 0 | 1 | 5 | 7 | 0/0 | 12 | .150 |
| V. LHP | | | | | HOME | | | | | AWAY | | | | |
| .200 | | | | | .250 | | | | | .103 | | | | |
| RISP | | | | | .200 | | | | | | | | | |
| LAST GAME: 1-for-3 | | | | | LAST HOME RUN: 5/14/23 vs. MID, G1 off Leal | | | | | CURRENT HITTING: 1 | | | | |
| WCH SERIES: 1-for-4, R | | | | | LAST MULTI-HIT GAME: 9/18/22 @ ALT (REA) (2-for-5) | | | | | SEASON LONG HITTING: 3 | | | | |
| FRI SERIES: DNP | | | | | | | | | | CURRENT ON-BASE: 1 | | | | |
| | | | | | | | | | | SEASON-LONG ON-BASE: 5 | | | | |

- 🐾 Signed by the Arizona Diamondbacks as a minor league free agent on 5/3/23.
- 🐾 Former Mid-Season All-Star (2018, Lancaster JetHawks).
- 🐾 Entering his eighth season of pro ball, having split time in the Toronto Blue Jays, Philadelphia Phillies and now the D-backs farm system.
- 🐾 In his debut 2015 season with the DSL Blue Jays, he slashed .268/.354/.304 with three doubles and triples, 20 RBI and 10 swiped bags in 62 games.
- 🐾 Went 35 games since 8/3/2022 without multiple RBI in a contest before earning a three-RBI performance on 5/14/23 which were also his first three RBI in Amarillo threads while also blasting his first home run as a Sod Poodle in the same day.

| #19 A.J. VUKOVICH - INF | | | | | | | | | | | | | | |
|--|------|------|------|-----|--|----|----|----|----|-------------------------|----|--------|----|--------|
| 2023 HIGHS: Hits - 3, Runs - 4, RBI - 7, HR - 3, 2B - 2, 3B - 1, BB - 2, K - 4, SB - 1 | | | | | | | | | | | | | | |
| HEIGHT: 6'5" WEIGHT: 210 B/T: R/R AGE: 22 (7/20/2001 in Mukwonago, WI) 2023 SPLITS: | | | | | | | | | | | | | | |
| G | AVG | OBP | SLG | AB | R | H | 2B | 3B | HR | RBI | BB | SB/ATT | SO | V. RHP |
| 73 | .260 | .322 | .509 | 289 | 59 | 75 | 15 | 3 | 17 | 61 | 24 | 9/12 | 93 | .275 |
| V. LHP | | | | | HOME | | | | | AWAY | | | | |
| .189 | | | | | .293 | | | | | .231 | | | | |
| RISP | | | | | .314 | | | | | | | | | |
| LAST GAME: 1-for-3, HR, RBI, R, BB, 2 K | | | | | LAST HOME RUN: 7/21 vs WCH off Raya (Solo) | | | | | CURRENT HITTING: 1 | | | | |
| WCH SERIES: 4-for-16, 2 HR, 5 RBI, 3 R, BB, 5 K | | | | | LAST MULTI-HIT GAME: 7/19 vs WCH (2-for-5) | | | | | SEASON LONG HITTING: 11 | | | | |
| FRI SERIES: 0-for-9, RBI, R, 4 K | | | | | | | | | | CURRENT ON-BASE: 1 | | | | |
| | | | | | | | | | | SEASON-LONG ON-BASE: 16 | | | | |

- 🐾 After being drafted 119th overall out of high school, the D-Backs' number 11 prospect made his professional debut with the Visalia Rawhide on 5/4/2021.
- 🐾 While in Visalia (62 G, 5/4-8/1/2021) he tied 1st in 2B (15) and XBH (26), led the team in AVG (.259) and H (64) while coming in 2nd for RBI (42), SLG (.449) and R (42).
- 🐾 During his brief stint with the Sod Poodles at the end of last season (9/6-9/18/2022), earned the crown for hits (13) and shared the throne for TB (19) and homers (2).
- 🐾 He earned the 5th best batting average (.276, 129-for-468) in the D-backs organization among players with at least 115 games played in 2022.
- 🐾 Hit the first Grand Slam for Amarillo in 2023 (6/4 vs SPR) and was the first AMA player in 2023 with a multi-HR effort in the same game (2, 6/10 @ MID)
- 🐾 Became just the second player in Sod Poodles history with a three-HR game, doing so on July 3 vs TUL joining Edward Olivares (May 5, 2019)... It was the first three-HR game of his professional career. He also set a career-high with seven RBI which also tied the Sod Poodles franchise-high (Dominic Fletcher, 5/8/2022)

TEAM BATTING

OVERALL

| | AVG | G | AB | R | H | TB | 2B | 3B | HR | RBI | BB | SO | SB | CS | OBP | SLG | OPS |
|--|------|----|------|-----|-----|------|-----|----|-----|-----|-----|-----|-----|----|------|------|------|
| | .267 | 88 | 2956 | 528 | 790 | 1358 | 159 | 23 | 121 | 491 | 333 | 827 | 125 | 36 | .349 | .459 | .808 |

MONTHLY

| | | | | | | | | | | | | | | | | | |
|-----------|------|----|-----|-----|-----|-----|----|---|----|-----|----|-----|----|----|------|------|------|
| APRIL | .260 | 21 | 718 | 120 | 187 | 307 | 33 | 6 | 25 | 112 | 79 | 214 | 35 | 8 | .336 | .428 | .764 |
| MAY | .236 | 26 | 845 | 123 | 199 | 319 | 41 | 5 | 23 | 114 | 95 | 231 | 33 | 9 | .318 | .378 | .696 |
| JUNE | .296 | 25 | 883 | 170 | 261 | 443 | 52 | 8 | 38 | 158 | 95 | 232 | 32 | 10 | .375 | .502 | .877 |
| JULY | .280 | 16 | 510 | 115 | 143 | 289 | 33 | 4 | 35 | 107 | 64 | 150 | 25 | 9 | .375 | .567 | .942 |
| AUGUST | - | - | - | - | - | - | - | - | - | - | - | - | - | - | - | - | - |
| SEPTEMBER | - | - | - | - | - | - | - | - | - | - | - | - | - | - | - | - | - |

HOME VS. ROAD

| | | | | | | | | | | | | | | | | | |
|------|------|----|------|-----|-----|-----|----|----|----|-----|-----|-----|----|----|------|------|------|
| HOME | .299 | 43 | 1452 | 306 | 434 | 787 | 88 | 11 | 81 | 291 | 144 | 400 | 68 | 11 | .371 | .542 | .913 |
| ROAD | .237 | 45 | 1504 | 222 | 356 | 571 | 71 | 12 | 40 | 200 | 189 | 427 | 57 | 25 | .329 | .380 | .709 |

SITUATIONAL SPLITS

| | AVG | G | AB | H | TB | 2B | 3B | HR | RBI | BB | SO | OBP | SLG | OPS |
|----------------|------|----|------|-----|------|-----|----|-----|-----|-----|-----|------|------|------|
| VS RIGHT | .269 | 88 | 2438 | 657 | 1144 | 136 | 18 | 105 | 419 | 287 | 681 | .355 | .469 | .824 |
| VS LEFT | .257 | 47 | 518 | 133 | 214 | 23 | 5 | 16 | 72 | 46 | 146 | .321 | .413 | .734 |
| W/ RISP | .282 | 88 | 880 | 248 | 427 | 52 | 11 | 35 | 371 | 126 | 262 | .373 | .485 | .858 |
| TEAM IS AHEAD | .259 | 66 | 1151 | 298 | 487 | 75 | 9 | 32 | 181 | 129 | 319 | .345 | .423 | .768 |
| TEAM IS BEHIND | .279 | 67 | 1224 | 342 | 592 | 54 | 8 | 60 | 223 | 149 | 332 | .365 | .484 | .849 |

HOME RUNS

MULTI-RBI GAMES

MULTI-HIT GAMES

| PLAYER | SOLO | 2R | 3R | GS | TOTAL | 2 | 3 | 4 | 5+ | TOTAL | 2 | 3 | 4 | 5+ | TOTAL |
|---------------|------|----|----|----|-------|----|----|---|----|-------|-----|----|---|----|-------|
| Beer | 4 | 2 | | | 6 | 7 | 1 | | | 8 | 7 | 1 | 2 | | 10 |
| Bliss | 8 | 3 | 1 | | 12 | 8 | 3 | | | 11 | 23 | 12 | | | 35 |
| Carrion | | | | | | 1 | | | | 1 | | | | | |
| Castillo | 5 | 2 | 2 | | 9 | 3 | 3 | | | 6 | 7 | 2 | | | 9 |
| Centeno | 1 | | | | 1 | 3 | | | | 3 | 12 | 2 | | | 14 |
| D'Orazio | | | | | | | | | | | 1 | | | | 1 |
| Dalesandro | 1 | | | | 1 | | 1 | | | 1 | 6 | 2 | | | 8 |
| De Los Santos | 3 | 5 | 1 | | 9 | 4 | 3 | | | 7 | 16 | 3 | | | 19 |
| Del Castillo | 6 | 4 | 2 | | 12 | 5 | 3 | 2 | | 10 | 16 | 1 | | | 17 |
| Duzenack | 3 | | 1 | | 4 | 6 | 3 | | | 9 | 10 | 4 | | | 14 |
| English | 4 | 1 | 1 | | 6 | 3 | 1 | 1 | | 5 | 5 | | | | 5 |
| Enriquez | | | | | | 3 | | | | 3 | 4 | 1 | 1 | | 6 |
| Guzman | | 1 | | | 1 | 1 | 1 | | | 2 | 1 | 1 | | | 2 |
| Lawlar | 5 | 6 | 2 | | 13 | 5 | 2 | 1 | | 8 | 13 | 4 | | | 17 |
| Melendez | 2 | 2 | | | 4 | | | 1 | | 1 | 2 | | | | 2 |
| Roberts | 5 | 4 | 1 | 1 | 11 | 8 | 3 | 1 | | 12 | 13 | 3 | | | 16 |
| Tawa | 8 | 3 | 2 | 1 | 14 | 6 | 2 | | 2 | 10 | 15 | 3 | | | 18 |
| Vicuña | | | 1 | | 1 | | 1 | | | 1 | | | | | |
| Vukovich | 10 | 3 | 3 | 1 | 17 | 2 | 7 | 3 | 1 | 13 | 15 | 4 | | | 19 |
| Watkins | | | | | | 1 | | | | 1 | | | | | |
| TOTALS: | 65 | 36 | 17 | 3 | 121 | 66 | 34 | 9 | 3 | 111 | 165 | 43 | 3 | 0 | 211 |

HOME RUN VARIANTS

WALK-OFF HR (0):

BACK-TO-BACK HR (5): English/Vukovich (4/16 vs. CC, 7th inning); Roberts/Vukovich (6/3 (1) vs. SPR, 6th inning); Del Castillo/De Los Santos (6/13 vs SA, 7th inning); Beer/Roberts (7/1 vs TUL, 6th inning); Lawlar/Vukovich (7/3 (1) vs TUL, 1st inning)

MUTLI-HR GAMES (4): Vukovich (6/10 @ MID); Tawa (6/29 vs TUL); Roberts (7/15 vs FRI); Melendez (7/18 vs WCH)

THREE-HR GAMES (1): Vukovich (7/3 (1) vs TUL)

EXTRA-INNING HR (0):

GRAND SLAMS (3): Vukovich (6/4 vs. SPR, 5th inning); Roberts (7/3 (2) vs TUL, 5th inning); Tawa (7/9 @ SPR, 3rd inning)

INSIDE-THE-PARK HR (1): Lawlar (7/3 (1) vs TUL, 1st inning)

PINCH-HIT HR (0):

HR IN CONSECUTIVE GAMES (17): Vukovich (3x: 5/5-6 @CC; 6/1-6/3 G1 vs SPR; 6/17-18 vs SA); Del Castillo (3x: 5/30-31 vs. SPR; 6/8-10 @ MID; 7/8 @ SPR); Bliss (2x: 5/5-6 @ CC; 6/10 @MID - 6/13 vs SA), Tawa (2x: 5/28 @ SA - 5/30 vs. SPR; 6/3/4 vs. SPR); Roberts (2x: 6/25 @ CC, 6/28 vs TUL; 6/30-7/1 vs TUL) Lawlar (4/15 vs. CC - 4/18 @ NWA); English (4/23 @ NWA - 4/25 vs. FRI); Melendez (7/14-15 vs FRI); Castillo (7/15-16 vs FRI); De Los Santos (7/18-19 vs WCH)

HR IN THREE CONSECUTIVE GAMES (2): Melendez (7/14-15 vs FRI, 7/18 vs WCH); Castillo (7/15-16 vs FRI, 7/18 vs WCH)

HR IN FOUR CONSECUTIVE GAMES (1): Roberts (6/30 - 7/3 vs TUL)

LEAD OFF HR (8): Bliss (6x: 4/27 vs. FRI; 5/10 vs. MID; 5/18 @ FRI; 6/10 @ MID; 6/13 vs SA; 6/22 @ CC); Tawa (6/4 vs. SPR); Duzenack (6/11 @ MID)

| STARTS BY BATTING ORDER (TEAM RECORD) | | | | | | | | | | STARTS BY POSITION (TEAM RECORD) | | | | | | | | |
|---------------------------------------|-------|-------|-------|-------|-------|-------|------|-------|-------|----------------------------------|-------|-------|-------|-------|------|-------|-------|------|
| PLAYER | 1 | 2 | 3 | 4 | 5 | 6 | 7 | 8 | 9 | C | 1B | 2B | 3B | SS | LF | CF | RF | DH |
| Beer | | | 3-1 | 24-14 | | | | | | | 25-14 | | | | | | | 2-1 |
| Bliss | 32-36 | | | | | | | | | | | 26-29 | | 5-5 | | | | 2-2 |
| Carrion | | | | | | | | | 1-0 | | | | | | 1-0 | | | |
| Castillo | | | | | | 1-0 | 5-1 | 11-19 | 11-6 | | 2-3 | | | | 4-4 | 4-7 | 16-5 | 2-7 |
| Centeno | | 1-2 | 2-1 | 0-2 | | 5-0 | 7-4 | 8-5 | 3-5 | 17-9 | | | | | | | | 9-10 |
| D'Orazio | | | | | | | | 2-0 | 2-1 | 3-1 | | | | | | | | 1-0 |
| Dalesandro | | | | | | | 2-2 | 4-1 | 16-16 | 0-1 | | | | | 4-1 | 14-15 | 4-2 | |
| De Los Santos | | | | 10-9 | 10-17 | 15-7 | 1-1 | | | | 8-10 | | 27-23 | | | | | 1-1 |
| Del Castillo | | 1-0 | 0-2 | 4-4 | 16-8 | 4-10 | 6-8 | | | 17-24 | | | | | | | | 14-8 |
| Duzenack | 10-2 | 3-1 | | | | 0-2 | 2-4 | 3-4 | 5-0 | | | 5-3 | 3-6 | 6-2 | 5-1 | 2-1 | 2-0 | |
| English | | | 7-5 | 1-0 | 1-1 | | 1-0 | 1-1 | | | 8-3 | | | | 1-2 | | | 2-2 |
| Enriquez | 1-1 | 0-1 | 4-8 | 0-1 | 1-0 | 1-0 | 3-7 | 7-2 | 2-6 | | | | | | | 2-0 | 15-24 | 2-2 |
| Guzman | | | | | | | 2-3 | | 2-2 | | | | | | 3-4 | | 1-1 | |
| Lawlar | 1-0 | 37-34 | | | | | | | | | | | | 36-33 | | | | 1-1 |
| Melendez | | | | 2-0 | 2-1 | | | | | | 1-0 | | 3-1 | | | | | |
| Roberts | 2-0 | 3-0 | 8-12 | 1-1 | 2-4 | 2-3 | 12-5 | 0-1 | | 10-6 | 2-5 | | | | 9-9 | | 2-4 | 7-2 |
| Tawa | 1-2 | 2-3 | | 1-1 | 9-6 | 11-12 | 6-6 | 7-4 | | | | 16-9 | 1-4 | | 7-5 | 9-10 | 2-3 | 2-2 |
| Vicuña | | | | | | | | 4-4 | 3-3 | | | | 4-1 | 0-1 | 0-5 | | 3-0 | 0-1 |
| Vukovich | | | 23-12 | 4-9 | 6-4 | 8-7 | | | | | 1-6 | | 9-6 | | 12-9 | 16-8 | 2-1 | 1-2 |
| Watkins | | | | | | | | | 2-2 | | | | | | 1-1 | | 0-1 | 1-0 |

| 8+ GAME HITTING STREAKS (CURRENT IN BOLD) | | |
|---|-----------------------|---|
| PLAYER | LENGTH / DATES | STREAK STATS |
| Castillo | 14 G, 6/4-28 | .352 (19-for-54), 3 HR, 2 2B, 3B, 12 RBI, 12 R, 4 SB |
| Dalesandro | 13 G, 5/28-7/4 | .409 AVG (18-for-44), HR, 2 2B, 2 3B, 5 RBI, 4 BB, 6 SB, 10 R |
| Duzenack | 12 G, 6/15-7/4 | .449 AVG (22-for-49) 5 2B, 3 HR, 14 RBI, 13 R, 4 BB |
| English | 12 G, 4/19-5/2 | .370 AVG (17-for-46), 6 2B, 4 HR, 16 RBI, 7 BB, 8 R |
| Vukovich | 11 G, 4/29-5/16 | .348 AVG (16-for-46), 3 2B, 3 HR, 3B, 9 RBI, BB, 9 R |
| Bliss | 10 G, 4/6-4/19 | .438 AVG (21-for-48), 3 2B, 2 3B, HR, 8 RBI, 8 R |
| Del Castillo | 10 G, 5/19-5/31 | .406 AVG (13-for-32), 2 2B, 2 HR, 8 RBI, 9 BB, 7 R |
| Tawa | 10 G, 5/28-6/15 | .395 AVG (15-for-38), 4 HR, 2 2B, 10 RBI, 3 BB, 6 R |
| De Los Santos | 9 G, 6/29-7/21 | .405 (15-for-37), 2 HR, 3B, 2B, 9 RBI, 9 R, BB |
| Bliss | 9 G, 6/8-18 | .395 AVG (17-for-43), 3 HR, 4 2B, 3B, 13 RBI, 10 R |
| Bliss | 9 G, 5/4-5/14 | .459 (17-for-37), 4 2B, 4 HR, 8 RBI, 4 BB, 10 R, 3 SB |
| Bliss | 9 G, 5/23-6/3 | .357 AVG (15-for-42), 2B, 3B, 2 BB, 3 RBI, 6 SB, 8 R |
| Lawlar | 9 G, 6/6-15 | .410 AVG (16-for-39), 2 HR, 4 2B, 3B, 4 RBI, 4 BB, 14 R |
| Lawlar | 9 G, 5/23-6/3 | .389 AVG (14-for-36), 3 2B, 2 HR, 3 BB, 6 RBI, 3 SB, 6 R |
| Bliss | 8 G, 6/28-7/6 | .424 AVG (14-for-33), 6 2B, HR, 4 RBI, 7 BB, 9 SB, 11 R |
| Bliss | 8 G, 4/21-5/2 | .412 AVG (14-for-34), 5 2B, HR, 6 RBI, 2 BB, 10 R, 2 SB |
| Centeno | 8 G, 6/9-30 | .286 AVG (10-for-35) 2 2B, 3 R |

| MULTI-RUN INNINGS | | |
|-------------------|--------------|---------------------------|
| RUNS | NO. OF TIMES | LAST |
| 2 | 60 | 7/21 vs WCH, 7th inning |
| 3 | 27 | 7/8 (1) @ SPR, 2nd inning |
| 4 | 18 | 7/19 vs WCH, 7th inning |
| 5 | 8 | 7/18 vs WCH, 3rd inning |
| 6 | 7 | 7/15 vs FRI, 3rd inning |
| 7 | 5 | 6/29 vs TUL, 1st inning |
| 8+ | - | |

| SCORE BY INNING | | | | | | | | | | | | |
|-----------------|----|----|----|----|----|----|----|----|----|----|-----|-------|
| | 1 | 2 | 3 | 4 | 5 | 6 | 7 | 8 | 9 | 10 | 11+ | TOTAL |
| OPP | 72 | 56 | 65 | 53 | 76 | 80 | 56 | 33 | 34 | 2 | 3 | 529 |
| AMA | 64 | 54 | 63 | 55 | 62 | 59 | 86 | 57 | 23 | 3 | 2 | 528 |

| ERRORS BY POSITION | | |
|--------------------|-------------|-----------|
| POSITION | SOD POODLES | OPPONENT |
| C | 12 | 8 |
| 1B | 6 | 8 |
| 2B | 9 | 7 |
| 3B | 14 | 12 |
| SS | 7 | 13 |
| LF | 2 | 2 |
| CF | 3 | 3 |
| RF | 3 | 3 |
| P | 8 | 10 |
| TOTAL | 64 | 66 |

| CATCHER'S BOX (W/L BASED ON STARTS) | | | | | | |
|-------------------------------------|-----------|-----------|------------|-------------|-----------|--------------|
| PLAYER | CS | SB | ATT | CS % | PB | W-L |
| Centeno | 5 | 20 | 25 | .200 | 3 | 17-9 |
| D'Orazio | 2 | 6 | 8 | .250 | 0 | 3-1 |
| Dalesandro | 0 | 4 | 4 | .000 | 0 | 0-1 |
| Del Castillo | 14 | 38 | 52 | .269 | 7 | 17-24 |
| Roberts | 6 | 15 | 21 | .286 | 4 | 10-6 |
| TOTAL | 27 | 83 | 110 | .245 | 14 | 47-41 |
| TEAM FIELDING | | | | | | |
| % | G | PO | A | E | DP | PB |
| .979 | 88 | 2283 | 740 | 64 | 54 | 14 |

NOTABLE GAMES



| AMARILLO HAVE 5 OR FEWER HITS | | |
|-------------------------------|------|----------|
| DATE | HITS | OPPONENT |
| 4/15 | 4 | CC |
| 4/20 | 4 | @NWA |
| 4/22 | 3 | @NWA |
| 4/27 | 5 | FRI |
| 5/2 | 5 | @CC |
| 5/4 | 2 | @CC |
| 5/12 | 5 | MID |
| 5/14 (G2) | 4 | MID |
| 5/16 | 2 | @FRI |
| 5/18 | 2 | @FRI |
| 5/19 | 4 | @FRI |
| 5/21 | 4 | @FRI |
| 5/26 | 5 | @SA |
| 6/20 | 4 | @CC |
| 7/8 (1) | 5 | @ SPR |
| 7/20 | 5 | vs WCH |
| 7/21 | 5 | vs WCH |
| TOTAL: 17 (6 HOME, 11 ROAD) | | |

| OPPONENTS HAVE 5 OR FEWER HITS | | |
|--------------------------------|------|----------|
| DATE | HITS | OPPONENT |
| 4/7 | 3 | @FRI |
| 4/19 | 2 | @NWA |
| 4/20 | 4 | @NWA |
| 4/27 | 5 | FRI |
| 5/2 | 3 | @CC |
| 5/3 | 5 | @CC |
| 5/4 | 5 | @CC |
| 5/14 (G1) | 2 | MID |
| 5/21 | 3 | @FRI |
| 5/26 | 5 | @SA |
| 5/27 | 2 | @SA |
| 5/30 | 3 | SPR |
| 6/1 | 5 | SPR |
| 6/3 (G2) | 4 | SPR |
| 6/7 | 3 | @MID |
| 6/11 | 3 | @ MID |
| 6/24 | 5 | @ CC |
| 6/25 | 5 | @ CC |
| 7/15 | 5 | vs FRI |
| 7/16 | 3 | vs FRI |
| TOTAL: 20 (7 HOME, 13 ROAD) | | |

| AMARILLO HAVE 10 OR MORE RUNS | | |
|-------------------------------|------|----------|
| DATE | RUNS | OPPONENT |
| 4/12 | 13 | CC |
| 4/14 | 10 | CC |
| 4/26 | 12 | FRI |
| 4/29 | 11 | FRI |
| 5/5 | 12 | @CC |
| 5/14 (G1) | 10 | MID |
| 6/8 | 12 | @MID |
| 6/10 | 13 | @ MID |
| 6/13 | 15 | vs SA |
| 6/29 | 12 | vs TUL |
| 7/1 | 12 | vs TUL |
| 7/3 (1) | 15 | vs TUL |
| 7/3 (2) | 10 | vs TUL |
| 7/15 | 11 | vs FRI |
| 7/18 | 10 | vs WCH |
| TOTAL: 15 (12 HOME, 3 ROAD) | | |

| OPPONENTS HAVE 10 OR MORE RUNS | | |
|--------------------------------|------|----------|
| DATE | RUNS | OPPONENT |
| 4/6 | 12 | @FRI |
| 4/12 | 10 | CC |
| 4/14 | 13 | CC |
| 4/16 | 11 | CC |
| 4/18 | 16 | @NWA |
| 4/26 | 11 | FRI |
| 4/28 | 12 | FRI |
| 4/30 | 12 | FRI |
| 5/6 | 12 | @CC |
| 5/9 | 11 | MID |
| 5/11 | 16 | MID |
| 5/14 (G2) | 13 | MID |
| 5/17 | 10 | @FRI |
| 5/23 | 14 | @SA |
| 5/31 | 13 | SPR |
| 6/10 | 10 | @MID |
| 6/15 | 11 | vs SA |
| 6/16 | 12 | vs SA |
| 6/18 | 11 | vs SA |
| 6/20 | 12 | @CC |
| 7/1 | 10 | vs TUL |
| TOTAL: 21 (14 HOME, 7 ROAD) | | |

EXTRA INNING GAMES (5) 2-3

| DATE | OPP | RESULT | SCORE | W | L | S | TIME |
|----------|------|--------|-------|-------------------|------------------|-----------------|------|
| 4/20 | @NWA | W (10) | 3-2 | Otanez, M (1-0) | Biasi, D (1-1) | Rice, J (1) | 3:08 |
| 4/26 | FRI | W (10) | 12-11 | Workman, B (1-0) | Church, M (0-1) | - | 3:24 |
| 5/20 | @FRI | L (10) | 8-7 | Kelly, A (2-0) | Stumpo (0-1) | - | 3:26 |
| 6/3 (G1) | SPR | L (8) | 5-4 | Roycroft, C (1-0) | Backhus, K (0-1) | Granillo, A (2) | 2:26 |
| 6/30 | TUL | L (13) | 7-6 | Fisher, B (5-1) | Grammes, C (2-2) | - | 3:42 |

PINCH HITTER TOTALS

| PLAYER | DATE | SITUATION | RESULT |
|---------|------|---------------|---------|
| Watkins | 5/9 | Bot 8, 2 outs | Triple |
| Tawa | 6/30 | Bot 8, 1 out | Sac Fly |
| Beer | 6/30 | Bot 11, 0 out | Sac Fly |
| Vicuña | 7/20 | Bot 9, 0 out | E 9 |

DOUBLEHEADERS (4) 6-2

| DATE | OPP | RESULT | SCORE | W | L | S | TIME |
|----------|-------|--------|-------|------------------------|--------------------|-----------------|------|
| 5/14 (1) | MID | W | 10-1 | Albright, L (2-2) | Ginn, J (0-2) | - | 1:40 |
| 5/14 (2) | MID | L | 13-1 | Tomioka, S (1-0) | Hill, J (0-3) | - | 2:32 |
| 6/3 (1) | SPR | L (8) | 5-4 | Roycroft, C (1-0) | Backhus, K (0-1) | Granillo, A (2) | 2:26 |
| 6/3 (2) | SPR | W | 6-1 | Olivero, D (2-4) | Hernandez, K (5-2) | - | 1:39 |
| 7/3 (1) | TUL | W | 15-7 | Olivero, D (5-5) | Casparius, B (0-3) | - | 1:54 |
| 7/3 (2) | TUL | W | 10-9 | Montes De Oca, C (1-1) | Sublette, R (1-3) | Green, J (4) | 2:26 |
| 7/8 (1) | @ SPR | W | 4-3 | Hill, J (3-4) | Pereira, W (5-5) | Pope, A (1) | 2:07 |
| 7/8 (2) | @ SPR | W | 7-6 | Backhus, K (4-3) | Pope, B (1-2) | Green, J (5) | 2:16 |

WALK-OFF WINS

| DATE | SCORE | GAME-WINNING PLAY |
|------|--------------|-------------------------|
| 4/26 | 12-11 (10th) | Lawlar RBI-double |
| 6/1 | 3-2 (7th) | Duzenack two RBI Single |

SHUTOUTS (7) 5-2

| DATE | OPP | RESULT | SCORE | W | L | S | TIME |
|------|--------|--------|-------|-------------------|--------------------|----------------|------|
| 4/19 | @NWA | W | 5-0 | Jarvis, B (2-1) | Veneziano, A (1-1) | - | 2:29 |
| 4/21 | @NWA | L | 5-0 | Hoffmann, A (2-1) | Hill, J (0-1) | - | 2:26 |
| 4/22 | @NWA | L | 5-0 | Marsh, A (1-0) | Patrick, C (0-3) | - | 2:14 |
| 5/3 | @CC | W | 3-0 | Pope, A (1-0) | Kouba, R (1-1) | Backhus, K (4) | 2:15 |
| 5/27 | @SA | W | 1-0 | Patrick, C (2-5) | Snider, D (0-3) | - | 2:30 |
| 6/7 | @MID | W | 4-0 | Green, J (1-0) | Cusick, R (3-3) | - | 2:35 |
| 7/16 | vs FRI | W | 8-0 | Lin, Y (1-0) | Bremer, N (0-1) | - | 2:24 |

| #14 KYLE BACKHUS - LHP 2023 HIGHS: IP - 2.0, K - 4, BB - 2, H - 3, R - 5, ER - 5 | | | | | | | | | | RECENT APPEARANCES | | | | | | | | | | |
|---|--|-------------|--|-------------|--|--|--|----------|--|---|---------------|-------|-----|---|---|----|----|----|----|-------|
| HEIGHT: 6'4" | | WEIGHT: 185 | | B/T: L/L | | AGE: 25 (1/31/1998 in New Waverly, TX) | | | | DATE | DEC | P-S | IP | H | R | ER | HR | BB | SO | IR/S |
| 30 G | | 4-3 | | 7/10 SV/SVO | | 46/19 K/BB | | 4.62 ERA | | 6/9 | S (5) | 16-8 | 1.0 | 0 | 0 | 0 | 0 | 1 | 1 | 0/0 |
| OVERALL: 30 G, 4-3, 20 GF, 39.0 IP, 39 H, 20 ER, 6 HR, 46 K, 19 BB JULY: 5 G, 2-1, 2.84 ERA, SV, 6.1 IP, 6 H, 3 R, 2 ER, 7 K, 6 BB | | | | | | | | | | 6/11 | S (6) | 18-11 | 1.0 | 0 | 0 | 0 | 0 | 1 | 1 | 0/0 |
| LAST 10 G: 4-2, 5.93 ERA, SV, 13.2 IP, 17 H, 3 HR, 10 R, 9 ER, 15 K, 9 BB VS WCH: 1 G, 0-0, 0.00 ERA, SV, 1.1 IP, H, K, BB | | | | | | | | | | 6/15 | L (2) BS (1) | 25-17 | 1.1 | 3 | 2 | 2 | 1 | 0 | 1 | 2/2 |
| Named as a D-backs Organization All-Star last season by MiLB.com | | | | | | | | | | 6/18 | ND | 21-16 | 1.0 | 2 | 1 | 1 | 1 | 0 | 2 | 0/0 |
| Allowed no earned runs in 30 of his 40 appearances in 2022 and logged his season high 2.0 IP 11 separate times. | | | | | | | | | | 6/22 | W (1) BS (2) | 44-28 | 2.0 | 2 | 1 | 1 | 1 | 0 | 2 | 2 0/0 |
| From 5/14-8/26/2022 (34.2 IP), he held his opponent to 0 earned runs in 22 out of 26 straight appearances, allowing just seven (7) earned runs total (1.84 ERA) | | | | | | | | | | 6/25 | ND | 21-13 | 1.0 | 2 | 2 | 2 | 0 | 1 | 2 | 0/0 |
| Ranks second in the D-backs' organization in saves (13) since the start of the 2022 season. | | | | | | | | | | 6/28 | W (2) | 32-21 | 2.0 | 3 | 1 | 1 | 1 | 0 | 1 | 0/0 |
| VS. RHB: .267/.333/.485, 27 H, 5 HR, 5 2B, 3B, 15 RBI, 32 K, 9 BB VS. LHB: .222/.354/.352, 12 H, 4 2B, HR, 6 RBI, 14 K, 10 BB | | | | | | | | | | 7/1 | W (3) | 45-26 | 2.0 | 1 | 0 | 0 | 0 | 1 | 3 | 0/0 |
| HOME: 14 G, 2-2, 7.13 ERA, 3 SV, 17.2 IP, 19 H, 15 R, 14 ER, 6 HR, 23 K, 10 BB AWAY: 16 G, 2-1, 2.53 ERA, 21.1 IP, 6 ER, 20 H, 23 K, 9 BB | | | | | | | | | | 7/4 | L (3) BS (3) | 29-20 | 1.0 | 3 | 2 | 0 | 0 | 1 | 1 | 0/0 |
| W/ RISP: .200/.234/.378, 9 H, HR, 3 2B, 3B, 15 RBI, 15 K, BB | | | | | | | | | | 7/8 (2) | W (4) | 18-10 | 1.0 | 0 | 0 | 0 | 0 | 2 | 1 | 0/0 |
| 2023 SPLITS | | | | | | | | | | 7/16 | ND | 12-8 | 1.0 | 1 | 0 | 0 | 0 | 1 | 1 | 0/0 |
| | | | | | | | | | | 7/19 | S (7) | 28-15 | 1.1 | 1 | 0 | 0 | 0 | 1 | 1 | 1/0 |
| | | | | | | | | | | LAST WIN: 7/8/23 (2) @ SPR | | | | | | | | | | |
| | | | | | | | | | | LAST LOSS: 7/4/23 @ SPR | | | | | | | | | | |
| | | | | | | | | | | LAST SAVE: 7/19/23 vs WCH | | | | | | | | | | |
| #38 CONOR GRAMMES - RHP 2023 HIGHS: IP - 2.0, K - 3, BB - 4, H - 2, R - 3, ER - 2 | | | | | | | | | | RECENT APPEARANCES | | | | | | | | | | |
| HEIGHT: 6'1" | | WEIGHT: 200 | | B/T: R/R | | AGE: 26 (7/13/1997 in McLean, VA) | | | | DATE | DEC | P-S | IP | H | R | ER | HR | BB | SO | IR/S |
| 15 G | | 3-2 | | 0/2 SV/SVO | | 25/17 K/BB | | 3.72 ERA | | 6/8 | H (1) | 30-15 | 2.0 | 2 | 0 | 0 | 0 | 1 | 2 | 0/0 |
| OVERALL: 15 G, 2 HLD, 4 GF, 19.1 IP, 18 H, 8 ER, 2 HR, 25 K, 17 BB JULY: 4 G, 1-0, 3.86 ERA, 4.2 IP, 7 H, 5 R, 2 ER, HR, 8 K, 3 BB, HB | | | | | | | | | | 6/11 | H (2) | 21-10 | 1.0 | 0 | 0 | 0 | 0 | 1 | 2 | 0/0 |
| LAST 10 G: 1-1, 5.25 ERA, 2 GF, 12.0 IP, 14 H, 7 ER, 2 HR, 16 K, 10 BB VS. WCH: 1 G, 1-0, 0.00 ERA, 1.1 IP, H, 2 K, BB, HB | | | | | | | | | | 6/15 | ND | 43-23 | 1.2 | 2 | 2 | 2 | 0 | 4 | 1 | 0/0 |
| Selected by the Arizona Diamondbacks 5th round of the 2019 MLB draft out of Xavier University (Cincinnati, OH). | | | | | | | | | | 6/18 | ND | 14-12 | 2.0 | 2 | 1 | 1 | 0 | 0 | 2 | 0/0 |
| In games where he logged at least 2.0 innings on the bump (6 G) in 2022, he also posted his most single-game strikeouts, encompassing both of his five (8/4 & 8/13) and four K (8/9 & 8/30) performances. | | | | | | | | | | 6/20 | ND | 6-4 | 1.0 | 0 | 0 | 0 | 0 | 0 | 0 | 0/0 |
| Across a 12 game stretch, he logged at least two strikeouts in all but one relief appearances from 7/15-9/3/22 (19.0 IP), logging 36 total punch outs (17.1 K/9) across the stretch. | | | | | | | | | | 6/22 | BS (2) | 27-14 | 0.2 | 2 | 3 | 2 | 1 | 1 | 2 | 0/0 |
| 2023 SPLITS | | | | | | | | | | 6/28 | ND | 23-12 | 1.0 | 0 | 0 | 0 | 0 | 1 | 2 | 0/0 |
| VS. RHB: .114/.319/.171, 4 H, 2 2B, 4 RBI, 16 K, 9 BB, 47 PA VS. LHB: .412/.524/.588, 14 H, 2 HR, 10 RBI, 9 K, 8 BB, 42 PA | | | | | | | | | | 6/30 | L (2) | 15-9 | 1.0 | 1 | 1 | 0 | 0 | 1 | 1 | 0/0 |
| HOME: 8 G, 2-2, 3.48 ERA, 10.1 IP, 11 H, 4 ER, 12 K, 12 BB AWAY: 7 G, 1-0, 4.00 ERA, 2 HLD, 9.0 IP, 7 H, 2 HR, 4 ER, 13 K, 5 BB | | | | | | | | | | 7/5 | ND | 22-12 | 1.1 | 1 | 0 | 0 | 0 | 1 | 1 | 2/0 |
| W/ RISP: .179/.351/.179, 5 H, 9 RBI, 9 K, 7 BB, 37 PA | | | | | | | | | | 7/9 | ND | 19-13 | 1.0 | 2 | 2 | 2 | 1 | 0 | 3 | 0/0 |
| | | | | | | | | | | 7/15 | ND | 17-12 | 1.0 | 3 | 3 | 0 | 0 | 1 | 2 | 0/0 |
| | | | | | | | | | | 7/19 | W (3) | 31-18 | 1.1 | 1 | 0 | 0 | 0 | 1 | 2 | 3/2 |
| | | | | | | | | | | LAST WIN: 7/19/23 vs. WCH | | | | | | | | | | |
| | | | | | | | | | | LAST LOSS: 6/30/23 vs. TUL | | | | | | | | | | |
| | | | | | | | | | | LAST SAVE: 5/21/23 @ EUG (A+) | | | | | | | | | | |
| #24 - LHP WILL MABREV 2023 HIGHS: IP - 2.0, K - 2, BB - 2, H - 3, R - 2, ER - 2 | | | | | | | | | | RECENT APPEARANCES | | | | | | | | | | |
| HEIGHT: 6'0" | | WEIGHT: 185 | | B/T: L/L | | AGE: 22 (9/23/00 in Cookeville, TN) | | | | DATE | DEC | P-S | IP | H | R | ER | HR | BB | SO | IR/S |
| 3 G | | 0-0 | | 1/1 SV/SVO | | 4/3 K/BB | | 4.15 ERA | | 7/14 | ND | 20-9 | 1.0 | 0 | 0 | 0 | 0 | 1 | 1 | 0/0 |
| OVERALL: 3 G, 1 GF, HLD, 4.1 IP, 4 H, 2 R, 2 ER, HR, 4 K, 3 BB, HB JULY: 3 G, 0-0, 4.15 ERA, 1 GF, SV, HLD, 4.1 IP, 4 H, 2 ER, HR, 4 K, 3 BB | | | | | | | | | | 7/18 | S (1) | 19-15 | 2.0 | 1 | 0 | 0 | 0 | 0 | 2 | 2/0 |
| LAST 10 G: 0-0, 4.15 ERA, 1 GF, HLD, 4.1 IP, 4 H, 2 R, 2 ER, HR, 4 K, 3 BB, HB VS. WCH: 2 G, 0-0, 5.40 ERA, SV, HLD, 3.1 IP, 4 H, 2 ER, HR, 3 K, 2 BB | | | | | | | | | | 7/21 | H (1) | 31-17 | 1.1 | 3 | 2 | 2 | 1 | 2 | 1 | 0/0 |
| Selected by the Arizona Diamondbacks in the 6th round of the 2022 MLB Draft out of the University of Tennessee | | | | | | | | | | LAST WIN: 6/11/23 vs SPO (A+) | | | | | | | | | | |
| Following the draft, was placed on the 60-day IL | | | | | | | | | | LAST LOSS: 6/3/23 @ EVE (A+) | | | | | | | | | | |
| Made his professional debut on April 6, 2023 with Low-A Visalia...In 9 games, went 2-0 with a 3.95 ERA over 13.2 IP | | | | | | | | | | LAST SAVE: 7/18/23 vs WCH | | | | | | | | | | |
| Appeared in 18 games with High-A Hillsboro going 1-1 with a 2.33 ERA over 27.0 IP and had 31 K to just five walks. | | | | | | | | | | 2023 SPLITS | | | | | | | | | | |
| VS. RHB: .222/.462/.556, 2 H, HR, RBI, 2 K, 3 BB, 14 PA VS. LHB: .286/.286/.429, 2 H, 2B, RBI, 2 K, 7 PA | | | | | | | | | | HOME: 3 G, 0-0, 4.15 ERA, 1/1 SVO, HLD, 4.1 IP, 4 H, 2 ER, HR, 4 K, 3 BB AWAY: -- | | | | | | | | | | |
| W/ RISP: .111/.200/.111, H, RBI, 2 K, BB, 11 PA | | | | | | | | | | | | | | | | | | | | |
| | | | | | | | | | | LAST WIN: 6/11/23 vs SPO (A+) | | | | | | | | | | |
| | | | | | | | | | | LAST LOSS: 6/3/23 @ EVE (A+) | | | | | | | | | | |
| | | | | | | | | | | LAST SAVE: 7/18/23 vs WCH | | | | | | | | | | |
| #40 CHRISTIAN MONTES DE OCA - RHP 2023 HIGHS: IP - 2.1, K - 3, BB - 2, H - 5, R - 4, ER - 3 | | | | | | | | | | RECENT APPEARANCES | | | | | | | | | | |
| HEIGHT: 6'4" | | WEIGHT: 230 | | B/T: R/R | | AGE: 23 (8/30/1999 in Santo Domingo, Dominican Republic) | | | | DATE | DEC | P-S | IP | H | R | ER | HR | BB | SO | IR/S |
| 25 G | | 1-2 | | 2/4 SV/SVO | | 27/18 K/BB | | 5.13 ERA | | 5/24 | L BS | 15-10 | 0.1 | 3 | 2 | 2 | 0 | 1 | 0 | 0/0 |
| OVERALL: 25 G, 1-2, 7 HLD, 33.1 IP, 28 H, 19 ER, 3 HR, 27 K, 18 BB JULY: 5 G, 1-1, 4.50 ERA, 8.0 IP, 8 H, 4 ER, 2 HR, 6 K, 4 BB | | | | | | | | | | 5/28 | H (4) | 20-12 | 1.0 | 0 | 0 | 0 | 0 | 1 | 0 | 0/0 |
| LAST 10 G: 1-1, 3.52 ERA, 3 HLD, 0/1 SVO, 15.1 IP, 11 H, 6 ER, 10 K, 9 BB VS. WCH: 1 G, 0-0, 0.00 ERA, 1.0 IP, H, K | | | | | | | | | | 5/31 | ND | 30-19 | 2.0 | 2 | 1 | 1 | 0 | 1 | 1 | 0/0 |
| Allowed runs in just two of his 10 games with Low-A Visalia to begin his professional career in 2022. | | | | | | | | | | 6/4 | H (5) | 22-12 | 0.1 | 1 | 1 | 1 | 0 | 2 | 1 | 0/0 |
| Made his professional debut on 4/21/2022 vs. San Jose tossing two scoreless innings where he struck out five batters. | | | | | | | | | | 6/8 | ND | 24-12 | 2.0 | 0 | 0 | 0 | 0 | 1 | 0 | 0/0 |
| Was a perfect 13-for-13 in save opportunities, tied for the most in the Diamondbacks farm system in 2022. | | | | | | | | | | 6/11 | H (8) | 18-11 | 1.0 | 0 | 0 | 0 | 0 | 1 | 1 | 0/0 |
| By April's end, he earned a 1.02 WHIP and a .139 BAA (5-for-36) in seven relief appearances (10.2 IP). | | | | | | | | | | 6/30 | ND | 20-14 | 2.0 | 0 | 0 | 0 | 0 | 0 | 1 | 0/0 |
| 2023 SPLITS | | | | | | | | | | 7/3 (2) | W (1) | 38-24 | 2.0 | 2 | 1 | 1 | 1 | 1 | 3 | 0/0 |
| VS. RHB: .158/.210/.237, 12 H, HR, 2B, 3B, 6 RBI, 21 K, 4 BB VS. LHB: .340/.484/.574, 16 H, 5 2B, 2 HR, 13 RBI, 6 K, 14 BB | | | | | | | | | | 7/6 | L (2) BS (2) | 27-17 | 1.0 | 3 | 4 | 3 | 1 | 2 | 0 | 0/0 |
| HOME: 12 G, 1-0, 5.94 ERA, 16.2 IP, 16 H, 11 ER, HR, 15 K, 9 BB AWAY: 13 G, 0-2, 4.32 ERA, 6 HLD, 16.2 IP, 12 H, 8 ER, 2 HR, 12 K, 9 BB | | | | | | | | | | 7/9 | H (7) | 33-21 | 2.0 | 2 | 0 | 0 | 0 | 1 | 1 | 0/0 |
| W/ RISP: .297/.372/.378, 11 H, 3 2B, 13 RBI, 12 K, 4 BB | | | | | | | | | | 7/15 | ND | 18-14 | 2.0 | 0 | 0 | 0 | 0 | 0 | 1 | 0/0 |
| | | | | | | | | | | 7/20 | ND | 19-14 | 1.0 | 1 | 0 | 0 | 0 | 0 | 1 | 0/0 |
| | | | | | | | | | | LAST WIN: 7/3/23 (2) vs TUL | | | | | | | | | | |
| | | | | | | | | | | LAST LOSS: 7/5/23 @ SPR | | | | | | | | | | |
| | | | | | | | | | | LAST SAVE: 5/21/23 @ FRI | | | | | | | | | | |
| #21 GERALD OGANDO - RHP 2023 HIGHS: IP - 2.0, K - 4, BB - 3, H - 3, R - 2, ER - 2 | | | | | | | | | | RECENT APPEARANCES | | | | | | | | | | |
| HEIGHT: 6'4" | | WEIGHT: 218 | | B/T: R/R | | AGE: 26 (7/28/200 in Santo Domingo, Dominican Republic) | | | | DATE | DEC | P-S | IP | H | R | ER | HR | BB | SO | IR/S |
| 7 G | | 1-0 | | 1/1 SV/SVO | | 13/7 K/BB | | 3.12 ERA | | 6/30 | ND | 25-11 | 1.0 | 0 | 0 | 0 | 0 | 3 | 2 | 0/0 |
| OVERALL: 7 G, 1-0, 3 GF, SV, HLD, 8.2 IP, 8 H, 3 ER, HR, 13 K, 7 BB JULY: 6 G, 1-0, 3.52 ERA, 4 GF, SV, HLD, 7.2 IP, 8 H, 3 ER, 11 K, 4 BB | | | | | | | | | | 7/3 (1) | ND | 28-21 | 2.0 | 3 | 1 | 1 | 0 | 1 | 0 | 0/0 |
| LAST 10 G: 1-0, 3.12 ERA, 3 GF, SV, HLD, 8.2 IP, 8 H, 3 ER, HR, 13 K, 7 BB VS. WCH: 2 G, 0-0, 0.00 ERA, SV, HLD, 1.2 IP, 2 H, K, 2 BB | | | | | | | | | | 7/6 | ND | 12-10 | 1.0 | 0 | 0 | 0 | 0 | 0 | 3 | 0/0 |
| Signed by the Arizona Diamondbacks as a minor league free agent on May 12, 2017 out of Santo Domingo, D.R. | | | | | | | | | | 7/9 | W (1) | 22-12 | 1.0 | 1 | 0 | 0 | 0 | 1 | 2 | 0/0 |
| His 24 games so far in 2023 are already a career-high for appearances in his professional career. | | | | | | | | | | 7/14 | ND | 27-18 | 2.0 | 2 | 2 | 2 | 1 | 0 | 4 | 0/0 |
| Between High-A Hillsboro and the Arizona Complex league in 2023, he carries a 3-1 record with a 4.05 ERA, converting on 2/3 SVO | | | | | | | | | | 7/18 | H (1) | 27-13 | 1.0 | 2 | 0 | 0 | 0 | 2 | 1 | 0/0 |
| Tossed 15 scoreless appearances in his 21 games during the 2022 season over 30.2 IP...Went 3-1 with a 3.23 ERA | | | | | | | | | | 7/21 | S (1) | 2-2 | 0.2 | 0 | 0 | 0 | 0 | 0 | 0 | 3/0 |
| 2023 SPLITS | | | | | | | | | | LAST WIN: 7/9/23 @ SPR | | | | | | | | | | |
| VS. RHB: .250/.455/.375, 4 H, 2 2B, RBI, 4 K, 6 BB, 21 PA VS. LHB: .267/.313/.467, 4 H, HR, 2 RBI, 9 K, BB, 16 PA | | | | | | | | | | LAST LOSS: 5/31/23 @ EVE (A+) | | | | | | | | | | |
| HOME: 5 G, 0-0, 4.05 ERA, SV, HLD, 6.2 IP, 7 H, 2 2B, HR, 8 K, 6 BB ROAD: 2 G, 1-0, 0.00 ERA, 2.0 IP, H, 5 K, BB | | | | | | | | | | LAST SAVE: 7/21/23 vs WCH | | | | | | | | | | |
| W/ RISP: .300/.364/.600, 3 H, 3 RBI, HR, 2 K, BB, 11 PA | | | | | | | | | | | | | | | | | | | | |
| | | | | | | | | | | LAST WIN: 7/18/23 vs WCH | | | | | | | | | | |
| | | | | | | | | | | LAST LOSS: 5/25/23 @ SA | | | | | | | | | | |
| | | | | | | | | | | LAST SAVE: 8/23/22 vs. WOR (AAA) | | | | | | | | | | |
| #41 MICHEL OTANEZ - RHP 2023 HIGHS: IP - 2.0, K - 3, BB - 3, H - 3, R - 2, ER - 2 | | | | | | | | | | RECENT APPEARANCES | | | | | | | | | | |
| HEIGHT: 6'4" | | WEIGHT: 218 | | B/T: R/R | | AGE: 26 (7/3/1997 in Villa La Mata, Dominican Republic) | | | | DATE | DEC | P-S | IP | H | R | ER | HR | BB | SO | IR/S |
| 14 G | | 2-1 | | 0/2 SV/SVO | | 26/10 K/BB | | 4.86 ERA | | 4/16 | ND | 27-14 | 1.0 | 1 | 1 | 1 | 2 | 3 | 0 | 0/0 |
| OVERALL: 14 G, 2-1, 2 GF, 3 HLD, 16.2 IP, 14 H, 9 ER, 2 HR, 26 K, 10 BB JULY: 4 G, 1-0, 9.00 ERA, GF, HLD, 5.0 IP, 6 H, 5 ER, 4 K, 5 BB | | | | | | | | | | 4/20 | W (1), BS (1) | 21-13 | 1.0 | 1 | 1 | 1 | 1 | 0 | 1 | 0/0 |
| LAST 10 G: 1-1, 5.40 ERA, GF, 2 HLD, 11.2 IP, 8 H, 7 ER, 18 K, 8 BB VS. WCH: 1 G, 1-0, 4.50 ERA, 2.0 IP, 3 H, ER, 2 K, BB | | | | | | | | | | 5/17 | ND | 17-12 | 1.0 | 0 | 0 | 0 | 0 | 0 | 3 | 0/0 |
| Entering his 6th professional season, having been in professional ball since his 2016 debut season in the Mets system. | | | | | | | | | | 5/19 | H (2) | 12-8 | 1.0 | 0 | 0 | 0 | 0 | 0 | 2 | 0/0 |
| During his debut season, he posted a 1-1 record with a 4.64 ERA across five starts in the Dominican Summer League. | | | | | | | | | | 5/25 | L (1) BS (2) | 30-19 | 1.0 | 2 | 2 | 2 | 0 | 0 | 2 | 0/0 |
| This year marks the first year being apart of the D-backs organization, being signed as a minor league free agent on November 14, 2022. | | | | | | | | | | 6/21 | ND | 20-14 | 2.0 | 0 | 0 | 0 | 0 | 0 | 3 | 2/0 |
| Through his first five appearances this season, he posted a 3.00 ERA (2 ER, 6.0 IP) with a 5.5 K:BB (11 K, 2 BB). | | | | | | | | | | 6/25 | ND | 16-10 | 1.0 | 0 | 0 | 0 | 0 | 0 | 2 | 0/0 |
| 2023 SPLITS | | | | | | | | | | 6/29 | ND | 27-14 | 0.2 | 0 | 0 | 0 | 0 | 3 | 2 | 0/0 |
| VS. RHB: .205/.326/.308, 8 H, 2B, HR, 3 RBI, 19 K, 6 BB VS. LHB: .273/.407/.545, 6 H, 3 2B, HR, 6 RBI, 7 K, 4 BB | | | | | | | | | | 7/1 | ND | 22-12 | 1.0 | 2 | 2 | 2 | 0 | 1 | 1 | 0/0 |
| HOME: 6 G, 1-0, 7.36 ERA, 7.1 IP, 10 H, HR, 6 ER, 9 K, 9 BB AWAY: 8 G, 1-1, 2.89 ERA, 9.1 IP, 4 H, 3 ER, HR, 17 K, BB, HB | | | | | | | | | | 7/5 | HLD (3) | 21-11 | 1.0 | 0 | 0 | 0 | 0 | 1 | 1 | 0/0 |
| W/ RISP: .158/.273/.211, 3 H, 2B, 6 RBI, 9 K, 2 BB | | | | | | | | | | 7/14 | ND | 17-9 | 1.0 | 1 | 2 | 2 | 0 | 2 | 0 | 0/0 |
| | | | | | | | | | | 7/18 | W (2) | 34-22 | 2.0 | 3 | 1 | 1 | 0 | 1 | 2 | 0/0 |
| | | | | | | | | | | LAST WIN: 7/18/23 vs WCH | | | | | | | | | | |
| | | | | | | | | | | LAST LOSS: 5/25/23 @ SA | | | | | | | | | | |
| | | | | | | | | | | LAST SAVE: 8/23/22 vs. WOR (AAA) | | | | | | | | | | |

#18 AUSTIN POPE - RHP

2023 HIGHS: IP - 2.1, K - 5, BB - 3, H - 4, R - 3, ER - 3

HEIGHT: 6'3"

WEIGHT: 210

B/T: R/R

AGE: 23 (10/26/1998 in White Plains, NY)

26 G

2-0

1/1 sv/svo

54/14 K/BB

3.46 ERA

OVERALL: 26 G, 2-0, 3 HLD, 41.2 IP, 36 H, 17 R, 16 ER, 5 HR, 54 K, 14 BB

JULY: 4 G, 0-0, 6.35 ERA, 5.2 IP, 7 H, 4 R, 4 ER, 2 HR, 4 K

LAST 10 G: 1-0, HLD, SV, 3.71 ERA, 17.0 IP, 12 H, 7 R, 7 ER, 4 HR, 23 K, 6 BB

VS. WCH: 1 G, 0-0, 18.00 ERA, 1.0 IP, 3 H, 2 R, 2 ER, HR

Former NWL Pitcher of the week (9/5/2021), which he earned while with High-A Hillsboro.

He will be spending his second season in the yellow city, logging 18 relief appearances with the Soddies in 2022, and posting an 8.49 ERA (28 ER, 29.2 IP).

In 19 appearances since 5/3, holds a 3.06 ERA over 32.1 IP, allowing 11 earned runs on 26 hits with 42 K and 10 walks.

Currently holds the lowest ERA on the team by any active pitcher with at least 20 appearances.

2023 SPLITS

VS. RHB: .234/.296/.447, 22 H, 3 2B, 3B, 5 HR, 18 RBI, 37 K, 8 BB
HOME: 14 G, 1-0, 3.54 ERA, 20.1 IP, 19 H, 8 ER, 3 HR, HBP, 26 K, 5 BB
W/ RISP: .146/.250/.244, 6 H, 2B, HR, 15 RBI, 15 K, 6 BB

VS. LHB: .237/.308/.305, 14 H, 2 2B, 3B, 2 RBI, 17 K, 6 BB
AWAY: 12 G, 1-0, 3.38 ERA, HLD, SV, 21.1 IP, 8 ER, 17 H, 28 K, 9 BB

LAST WIN: 6/29/23 vs TUL

LAST LOSS: 6/2/22 vs MID

LAST SAVE: 7/8/23 (1) @ SPR

#31 JAKE RICE - LHP

2023 HIGHS: IP - 1.1, K - 3, BB - 3, H - 3, R - 5, ER - 5

HEIGHT: 6'1"

WEIGHT: 220

B/T: L/L

AGE: 26 (7/19/1997 in Birmingham, AL)

24 G

2-0

2/2 sv/svo

24/23 K/BB

10.89 ERA

OVERALL: 24 G, 2-0, HLD, 7 GF, 20.2 IP, 16 H, 25 ER, 2 HR, 24 K, 23 BB, 7 HB

JULY: 2 G, 0-0, 0.00 ERA, 1.1 IP, H, 2 BB

LAST 10 G: 0-0, 9.00 ERA, HLD, GF, 8.0 IP, 5 H, 8 ER, 3 HB, 6 K, 14 BB

VS. WCH: 1 G, 0-0, 0.00 ERA, 1.0 IP, H, 2 BB

Made his professional and Low-A debut on 8/18/2021 and tossed 3.2 innings of relief, allowing just one (1) hit and punching out six (6).

In his Double-A and Soddie debut (5/26/2022 @ARK), he tossed 2.0 IP of relief and held the Travelers scoreless while scattering just two (2) hits and one (1) walk.

During his time in Hillsboro in 2022 (4/9-5/22), tied 1st in wins (3) and 2nd in game appearances (11) among qualified club mates.

From 8/12-9/16/2022 (AMA), he held his opponent scoreless in eight (8) out of 10 straight relief appearances (9.2 IP), allowing just four (4) earned runs and punching out 10 in the process (3.91 ERA).

2023 SPLITS

VS. RHB: .234/.455/.426, 11 H, 3 2B, 2 HR, 14 RBI, 16 K, 14 BB, 5 HB
HOME: 13 G, 1-0, 7.15 ERA, 11.1 IP, 9 H, 9 ER, 9 ER, HR, 13 K, 11 BB
W/ RISP: .360/.568/.560, 9 H, 2 2B, HR, 17 RBI, 7 K, 11 BB, HB

VS. LHB: .172/.400/.207, 5 H, 2B, 5 RBI, 8 K, 9 BB, 2 HB
AWAY: 11 G, 1-0, 15.43 ERA, 9.1 IP, 16 ER, 7 H, HR, 11 K, 12 BB, 6 HB

LAST WIN: 4/25/23 vs FRI

LAST LOSS: 8/24/21 vs RC (A-)

LAST SAVE: 5/19/23 @ FRI

#25 MITCHELL STUMPO - RHP

2023 HIGHS: IP - 2.1, K - 4, BB -4, H - 4, R - 3, ER - 3

HEIGHT: 6'2"

WEIGHT: 205

B/T: R/R

AGE: 26 (6/17/1996 in Raleigh, NC)

19 G

1-2

-/- sv/svo

33/24 K/BB

7.59 ERA

OVERALL: 19 G, 1-2, 2 HLD, 21.1 IP, 21 H, 21 R, 18 ER, 3 HR, 33 K, 24 BB

JULY: 5 G, 0-0, 7.71 ERA, 4.2 IP, 2 H, 4 ER, 9 K, 7 BB

LAST 10 G: 0-1, HLD, 8.25 ERA, 12.0 IP, 12 H, 3 HR, 12 R, 11 ER, 17 K, 10 BB

VS. WCH: 1 G, 0-0, 81.00 ERA, 0.1 IP, 3 ER, K, 4 BB

Signed by the Arizona Diamondbacks as a minor league free agent on 7/2/2019 out of Guilford College (Guilford, NC).

In his debut season from 8/8-8/30, appeared in seven straight games (9.0 IP) without allowing a run, conceding just two hits, a plunk and three walks while fanning 12 for a 12.0 K/9 and a 4.0 strikeout to walk ratio.

Last season with Triple-A Reno, he finished the season with a 1.34 WHIP and a 10.6 K/9 (51 K, 43.1 IP)

2023 SPLITS

VS. RHB: .229/.367/.333, 11 H, HR, 2 2B, 9 RBI, 17 K, 9 BB
HOME: 9 G, 1-0, 6.10 ERA, 10.1 IP, 7 H, 7 ER, HR, 17 K, 14 BB
W/ RISP: .276/.489/.310, 8 H, 2B, 15 RBI, 12 K, 13 BB

VS. LHB: .286/.480/.514, 10 H, 3B, 2 HR, 10 RBI, 16 K, 14 BB
AWAY: 10 G, 0-2, 9.00 ERA, 11.0 IP, 14 H, 14 R, 11 ER, 2 HR, 16 K, 10 BB

LAST WIN: 5/31/23 vs SPR

LAST LOSS: 6/23/23 @ CC

LAST SAVE: 4/12/23 vs SAC (AAA)

#29 RAFFI VIZCAINO - RHP

2023 HIGHS: IP - 2.0, K - 6, BB - 3, H - 2, R - 3, ER - 3

HEIGHT: 6'0"

WEIGHT: 237

B/T: R/R

AGE: 27 (12/2/1995 in Sabana Grande, Dominican Republic)

10 G

0-1

2/3 sv/svo

17/9 K/BB

7.84 ERA

OVERALL: 10 G, 0-1, 6 GF, 10.1 IP, 11 H, 11 R, 9 ER, 3 HR, 17 K, 9 BB

JULY: 5 G, 0-1, 12.46 ERA, 3 GF, 1/2 SVO, 4.1 IP, 5 H, 6 R, 6 ER, 2 HR, 3 K, 4 BB

LAST 10 G: 0-1, 6 GF, 10.1 IP, 11 H, 11 R, 9 ER, 3 HR, 17 K, 9 BB

VS. WCH: 1 G, 0-0, 4.50 ERA, 2.0 IP, 2 H, HR, R, ER, 2 K, BB

Entering his ninth professional season after taking a one year hiatus for the 2022 campaign, professionally debuting back in 2013.

During his debut 2013 season, he posted a 3.80 ERA across 11 game starts (47.1 IP) while punching out 41 batters.

This season will be his first in the yellow city and the third season that he spends time at the Double-A level.

In his most recent season (2021), he logged a 5.40 ERA (24 ER, 40.0 IP) in 32 relief appearances (2 GS).

2023 SPLITS

VS. RHB: .310/.394/.596, 9 H, 2 HR, 2 2B, 6 RBI, 14 K, 4 BB
HOME: 6 G, 0-0, 9.00 ERA, 2 GF, 7.0 IP, 8 H, 9 R, 7 ER, 2 HR, 13 K, 8 BB
W/ RISP: .333/.455/.667, 3 H, HR, 4 RBI, 4 K, 2 BB

VS. LHB: .167/.412/.417, 2 H, HR, RBI, 3 K, 5 BB
AWAY: 4 G, 0-1, 5.40 ERA, 4 GF, 2.3 SVO, 3.1 IP, 3 H, 2 R, 2 ER, HR, 4 K, BB

LAST WIN: 4/28/23 vs SUG (AAA)

LAST LOSS: 7/5/23 @ SPR

LAST SAVE: 7/9 @ SPR

RECENT APPEARANCES

| DATE | DEC | P-S | IP | H | R | ER | HR | BB | SO | IR/S |
|---------|-------|-------|-----|---|---|----|----|----|----|------|
| 5/30 | ND | 14-11 | 1.0 | 0 | 0 | 0 | 0 | 0 | 2 | 0/0 |
| 6/6 | ND | 24-19 | 2.0 | 2 | 0 | 0 | 0 | 0 | 2 | 0/0 |
| 6/10 | ND | 17-12 | 1.0 | 1 | 0 | 0 | 0 | 1 | 1 | 0/0 |
| 6/13 | H (3) | 26-14 | 2.0 | 1 | 0 | 0 | 0 | 1 | 3 | 0/0 |
| 6/16 | ND | 29-17 | 2.0 | 0 | 0 | 0 | 0 | 0 | 2 | 0/0 |
| 6/20 | ND | 39-25 | 2.0 | 1 | 1 | 1 | 1 | 3 | 3 | 0/0 |
| 6/24 | ND | 31-25 | 2.0 | 2 | 2 | 2 | 1 | 0 | 5 | 0/0 |
| 6/29 | W (2) | 35-23 | 2.1 | 0 | 0 | 0 | 0 | 1 | 5 | 1/0 |
| 7/3 (2) | ND | 26-18 | 1.1 | 2 | 1 | 1 | 1 | 0 | 1 | 2/0 |
| 7/8 (1) | S (1) | 29-23 | 1.2 | 2 | 1 | 1 | 0 | 0 | 1 | 2/0 |
| 7/16 | ND | 20-14 | 1.2 | 0 | 0 | 0 | 0 | 0 | 2 | 0/0 |
| 7/20 | ND | 23-13 | 1.0 | 3 | 2 | 2 | 1 | 0 | 0 | 0/0 |

RECENT APPEARANCES

| DATE | DEC | P-S | IP | H | R | ER | HR | BB | SO | IR/S |
|----------|-------|-------|-----|---|---|----|----|----|----|------|
| 5/19 | S (2) | 15-9 | 1.0 | 0 | 0 | 0 | 0 | 0 | 2 | 0/0 |
| 5/23 | ND | 25-17 | 1.0 | 3 | 3 | 3 | 0 | 0 | 2 | 0/0 |
| 5/26 | ND | 17-3 | 0.0 | 0 | 4 | 4 | 0 | 3 | 0 | 0/0 |
| 6/3 (G1) | ND | 25-11 | 1.0 | 0 | 0 | 0 | 0 | 1 | 0 | 0/0 |
| 6/9 | H (3) | 10-7 | 1.0 | 0 | 0 | 0 | 0 | 0 | 0 | 0/0 |
| 6/13 | ND | 12-9 | 1.0 | 1 | 0 | 0 | 0 | 0 | 1 | 0/0 |
| 6/15 | ND | 21-13 | 1.0 | 1 | 0 | 0 | 0 | 1 | 2 | 0/0 |
| 6/18 | ND | 21-14 | 0.2 | 2 | 1 | 1 | 0 | 1 | 1 | 2/2 |
| 6/20 | ND | 29-13 | 1.0 | 1 | 1 | 0 | 3 | 1 | 0 | 0/0 |
| 6/23 | ND | 30-12 | 1.0 | 1 | 2 | 2 | 0 | 3 | 1 | 0/0 |
| 7/16 | ND | 6-3 | 0.1 | 0 | 0 | 0 | 0 | 0 | 0 | 0/0 |
| 7/20 | ND | 19-9 | 1.0 | 1 | 0 | 0 | 0 | 2 | 0 | 0/0 |

PITCHER STARTS: Albright (18), Hill (17), Olivero (17), Patrick (17), Bain (7), Tineo (4), Jarvis (3), Solomon (3), Davies (1), Lin (1)

TEAM PITCHING

| | W | L | ERA | G | CG | SHO | SV | SVO | IP | H | R | ER | HR | HB | BB | IBB | SO | WHIP | AVG |
|--|----|----|------|----|----|-----|----|-----|-------|-----|-----|-----|-----|----|-----|-----|-----|------|------|
| | 47 | 41 | 5.66 | 88 | 0 | 5 | 22 | 36 | 761.0 | 772 | 529 | 479 | 112 | 50 | 439 | 3 | 805 | 1.59 | .263 |

[illegible]

| | W | L | ERA | G | CG | SHO | SV | SVO | IP | H | R | ER | HB | BB | SO | WHIP | AVG |
|------|----|----|------|----|----|-----|----|-----|-------|-----|-----|-----|----|-----|-----|------|------|
| HOME | 24 | 19 | 6.25 | 43 | 0 | 1 | 9 | 13 | 379.0 | 406 | 290 | 263 | 23 | 232 | 397 | 1.68 | .273 |
| ROAD | 23 | 22 | 5.09 | 45 | 0 | 4 | 13 | 23 | 382.0 | 366 | 239 | 216 | 27 | 207 | 408 | 1.50 | .253 |

CONSECUTIVE SCORELESS APPEARANCES

| PLAYER | LENGTH (IP) - DATES | STREAK STATS | PLAYER | LENGTH - DATES | STREAK STATS |
|---------------|---------------------|---------------------------|---------------|-------------------|------------------------|
| Green | 15.1 - 6/3-7/8 | 12 G, 8 H, 13 K, 4 BB | Green | 12 G, 6/3-7/8 | 8 H, 13 K, 4 BB, 58 BF |
| Saalfrank | 12.1 - 5/4-5/30 | 9 G, 3 H, 18 K, 5 BB, HB | Backhus | 9 G - 5/18-6/11 | 10 H, 14 K, 4 BB, HB |
| Hill | 11.2 - 7/15-21 | 2 GS, 4 H, 10 K, 4 BB | Saalfrank | 8 G - 5/7-5/30 | 3 H, 17 K, 5 BB, HB |
| Patrick | 11.1 - 5/21-6/3 | 3 GS, 3 H, 12 K, 4 BB | Pope | 6 G - 5/26 - 6/16 | 4 H, 11 K, 35 BF |
| Backhus | 10.2 - 5/18-6/11 | 9 G, 10 H, 14 K, 4 BB, HB | Backhus | 6 G - 4/15-5/3 | 2 H, 2 BB, 9 K |
| Pope | 10.1 - 5/26-6/20 | 7 G, 4 H, 13 K, 2 BB, HB | Rice | 4 G, 6/3-15 | H, 3 K, 2 BB, HB |
| Backhus | 9.1 - 4/12-5/6 | 8 G, 4 H, 12 K, 2 BB | Backhus | 3 G, 7/8-19 | 2 H, 3 K, 4 BB |
| Hill | 7.1 - 4/8-4/15 | 2 GS, 6 H, 9 K, 4 BB, HBP | Montes De Oca | 3 G, 7/9-20 | 3 H, 3 K, BB |
| Lin | 6.0 - 7/16 | 1 GS, 2 H, 8 K, BB | Grammes | 3 G, 6/28-7/5 | 2 H, 4 K, 3 BB |
| Goddard | 6.0 - 4/26-5/9 | 4 G, 8 K, H | Montes De Oca | 3 G, 6/8-30 | 2 K, 2 BB |
| Workman | 5.2 - 5/4-5/17 | 4 G, 4 H, 8 K, BB | Otanez | 3 G, 6/21-29 | 7 K, 3 BB |
| Jarvis | 5.1 - 4/13-4/19 | 2 GS, 9 K, 4 BB | Pope | 3 G, 5/10-19 | 6 H, 6 K, BB |
| Montes De Oca | 5.0 - 7/9-20 | 3 G, 3 H, 3 K, BB | Rice | 3 G, 5/14-19 | 0 H, 4 K, 0 BB 1 SV |
| Albright | 5.0 - 5/2 | 1 GS, H, 7 K, 2 BB | Rice | 3 G - 4/20-27 | BB, 3 K |

EJECTIONS

| PLAYER/COACH | DATE/LOCATION | UMPIRE | REASON |
|--------------|-----------------------------------|---------------------|---------------|
| Shawn Roof | 4/30, HODGETOWN vs. FRI | HP Jarrod Moehlmann | Arguing call |
| Shawn Roof | 5/20, Riders Field @ FRI | 3B Steven Rios Jr. | Arguing call |
| Shawn Roof | 6/9, Momentum Bank Ballpark @ MID | 3B Sean Sparling | Checked swing |
| Jamison Hill | 6/18, HODGETOWN vs SA | 1B Steven Rios Jr. | Words |
| Shawn Roof | 6/18, HODGETOWN, vs SA | HP Malcom Smith | Arguing call |
| Juan Centeno | 6/30, HODGETOWN, vs TUL | HP Jarrod Moehlmann | Arguing call |

AWARDS

| PLAYER/COACH | AWARD | DATES | STATS |
|------------------|----------------------------------|----------------|--|
| Bryce Jarvis | TEX Pitcher of the Week | 4/17-4/23/2023 | W, 5.0 IP, 0 H, 8 K, 4 BB |
| Ryan Bliss | Texas League Player of the Month | April | .410 AVG (34-for-83), 2 HR, 14 RBI, 17 R, 18 G |
| Chad Patrick | TEX Pitcher of the Week | 5/22-5/28/2023 | W, 7.0 IP, 2 H, 6 K, 2 BB |
| Ryan Bliss | Texas League Player of the Month | May | .361 AVG (35-for-97), 5 HR, 13 RBI, 21 R, 23 G |
| Andrew Saalfrank | Amarillo Player of the Month | May | 9 G, 1-0, 1.42 ERA, 12.2 IP |
| Ryan Bliss | Amarillo Player of the Month | May | .361 AVG (35-for-97), 5 HR, 13 RBI, 21 R, 23 G |
| Caleb Roberts | TEX Player of the Week | 6/28-7/2 | .438 (7-for-16) 3 HR, 2 2B, 4 RBI, 3 BB, 1.675 OPS |

2023 MILESTONES ON THE HORIZON

| NAME | MILESTONE | TO MEET |
|---------------|-----------------------|---------|
| Austin Pope | 250 Career Strikeouts | 2 |
| Kyle Backhus | 150 Career Strikeouts | 2 |
| Chad Patrick | 150 Career Strikeouts | 11 |
| A.J. Vukovich | Most Single-Season HR | 1 |
| Seth Beer | 450 Career MiLB Hits | 2 |

2023 MILESTONES REACHED

| NAME | MILESTONE | DATE |
|-----------------------|-----------------------|-----------------|
| Luke Albright | 150 Career IP | 4/7 @ FRI |
| Ryan Bliss | 150 Career Hits | 4/14 vs. CC |
| A.J. Vukovich | 150 Career RBI | 4/16 vs. CC |
| Tim Tawa | 150 Career Hits | 4/16 vs. CC |
| A.J. Vukovich | 150 Career RBI | 4/16 vs. CC |
| Andrew Saalfrank | 100 Career Strikeouts | 4/20 @ NWA |
| Jamison Hill | 150 Career Strikeouts | 4/21 @ NWA |
| Austin Pope | 200 Career Strikeouts | 4/21 @ NWA |
| Austin Pope | 200 Career IP | 6/24 @ CC |
| Devison De Los Santos | 150 Career RBI | 4/26 vs. FRI |
| Jackson Goddard | 150 Career Strikeouts | 4/28 vs. FRI |
| Deyni Olivero | 400 Career IP | 4/29 vs. FRI |
| Tristin English | 250 Career Hits | 4/29 vs. FRI |
| Adrian Del Castillo | 100 Career Hits | 4/30 vs. FRI |
| A.J. Vukovich | 250 Career Hits | 5/4 @ CC |
| Michel Otanez | 250 Career Strikeouts | 5/17 @ FRI |
| Ryan Bliss | 200 Career Hits | 5/28 @ SA |
| Ryan Bliss | 100 Career RBI | 6/17 vs SA |
| Kyle Backhus | 100 Career IP | 6/1 vs. SPR |
| Deyni Olivero | 300 Career Strikeouts | 6/3 (2) vs. SPR |
| Jordan Lawlar | 150 Career Hits | 6/3 (1) vs. SPR |
| Josh Green | 250 Career Strikeouts | 6/14 vs SA |
| Jeff Bain | 500 Career Strikeouts | 7/3 (2) vs TUL |
| Tim Tawa | Most Single-Season HR | 14, 7/15 vs FRI |
| Caleb Roberts | Most Single-Season HR | 10, 7/15 vs FRI |
| Jordan Lawlar | 100 Career RBI | 7/16 vs FRI |

SOD POODLES vs. LEAGUE IN 2023 (REGULAR SEASON)

| NORTH DIVISION | OVERALL | HOME | AWAY | SOUTH DIVISION | OVERALL | HOME | AWAY |
|----------------|---------|------|------|----------------|---------|------|------|
| Arkansas | 0-0 | 0-0 | 0-0 | Corpus Christi | 8-10 | 3-3 | 5-7 |
| NW Arkansas | 3-3 | 0-0 | 3-3 | Frisco | 9-9 | 5-4 | 4-5 |
| Springfield | 7-5 | 4-2 | 3-3 | Midland | 8-4 | 2-4 | 6-0 |
| Tulsa | 5-1 | 5-1 | 0-0 | San Antonio | 4-8 | 2-4 | 2-4 |
| Wichita | 3-1 | 3-1 | 0-0 | --- | | | |

SOD POODLES vs. LEAGUE ALL-TIME (REGULAR SEASON)

| NORTH DIVISION | OVERALL | HOME | AWAY | SOUTH DIVISION | OVERALL | HOME | AWAY |
|----------------|---------|-------|------|----------------|---------|-------|-------|
| Arkansas | 11-14 | 6-6 | 5-8 | Corpus Christi | 49-47 | 23-17 | 26-30 |
| NW Arkansas | 18-14 | 8-5 | 10-9 | Frisco | 46-49 | 27-26 | 19-23 |
| Springfield | 20-17 | 10-8 | 10-9 | Midland | 53-40 | 26-23 | 27-17 |
| Tulsa | 22-22 | 13-12 | 9-10 | San Antonio | 27-29 | 12-12 | 15-17 |
| Wichita | 13-9 | 6-4 | 7-5 | --- | | | |

SOD POODLES OFFENSE

Most Runs, Game: 15 (7/3 (2) vs TUL)
Most Runs, Inning: 7 (5x: Last: 6/29 vs. TUL, 1st inning)
Most Hits, Game (Team): 18 (3x: Last: 6/8 @ MID)
Most Hits, Game (Indiv.): 4 (3x: Last: Beer, 6/8 @ MID)
Fewest Hits, Game: 2 (3x: Last: 5/18 @ FRI)
Most Hits, Inning: 8 (5/5 @ CC, 3rd inning)
Most HRs, Game (Team): 5 (3x, Last: 7/15 vs FRI)
Most HRs, Game (Indiv.): 3 (Vukovich, 7/3 (1) vs TUL)
Most HR, Inning (Team): 3 (2x, Last: 7/1 vs TUL, 6th inning)
Most SBs, Game (Team.): 9 (7/1 vs. TUL)
Most SBs, Game (Indiv.): 3 (3x, Last: Bliss, 7/3 (1) vs TUL)
Grand Slams: 3 (Last: Tawa, 7/9 @ SPR)
Most Runners LOB, Team: 14 (2x, Last: 7/4 @ SPR)
Most Runs Combined (Two Teams): 23 (4x: Last: 6/10 @ MID)
Most Hits Combined (Two Teams): 33 (4/12 vs. CC)
Most Home Runs During Series (Two Teams): 31 (6/28-7/3 vs. TUL)
Most Runs To Overcome Deficit: 10 (4/26 vs. FRI)

SOD POODLES DEFENSE

Most Errors, Team: 4 (2x, Last: 5/23 @ SA)
Most Errors, Individual: 2 (Lawlar, 5/23 @ SA)
Most Double Plays: 3 (2x, Last: 7/18 vs. WCH)

SOD POODLES PITCHING

Most Ks, Team (9 innings): 14 (5/19 @ FRI)
Most Ks, Team (extra innings): 16 (6/30 vs TUL (13)
Most Walks, Team: 11 (2x: Last: 5/26 @ SA)
Shutouts: 5 (Last: 7/16 vs FRI)
Complete Games (9 IP): --
Complete Games (7 IP): --
Complete Game Shutout, Individual: --
Complete Game Shutout (9.0 IP) Individual: --
Longest Start: 7.0 IP (3x, Last: Hill, 7/21 vs WCH)
Longest Relief Appearance: 3.1 IP (2x: Last: Workman, 4/26 vs. FRI)
Most Ks, Individual: 8 (7x: Last: Lin, 7/16 vs FRI)
Most Walks, Individual: 6 (2x: Last: Olivero, 5/23 @ SA)

OPPONENTS OFFENSE

Most Runs, Game: 16 (2x: Last: 5/11 vs. MID)
Most Runs, Inning: 8 (2x: Last: 5/17 @ FRI, 5th inning)
Most Hits, Game (Team): 19 (5/11 vs. MID)
Most Hits, Game (Indiv.): 5 (2x: Last: Calabuig, 5/11 vs. MID)
Fewest Hits, Game: 2 (3x: Last: 5/27 @ SA)
Most Hits, Inning: 7 (2x, Last: 6/20 @ CC)
Most HRs, Game (Team): 5 (2x, Last: 7/3 (2) vs. TUL)
Most HRs, Game (Indiv.): 3 (Rave, 4/18 @ NWA)
Most SBs, Game (Indiv.): 3 (Acuña, 4/30 vs. FRI)
Grand Slams Against: 5 (Last: Hicks, 5/20 @ FRI)
Most Runners LOB, Team: 14 (5/26 @ SA)
Most Runs To Overcome Deficit: 6 (5/20 @ FRI)

OPPONENTS PITCHING

Most Ks Team (9 innings): 17 (6/14 vs SA)
Most Ks, Team (extra innings): 15 (6/30 vs TUL)
Most Walks, Team: 12 (6/20 @ CC)
Most Ks, Individual: 10 (Leiter, 5/17 @ FRI)
Most Walks, Individual: 5 (3x, Last: Martinez, J, 7/9 @ SPR)

OPPONENTS DEFENSE

Most Errors, Team: 3 (5x, Last: 7/4 @ SPR)
Most Errors, Individual: 3 (Whitcomb, 4/12 vs. CC)
Most Double Plays: 3 (6/8 @ MID)

MISCELLANEOUS

Longest Home Game Time (9 innings): 3:36 (6/15 vs. SA)
Shortest Home Game Time (9 innings): 2:08 (7/21 vs. WCH)
Longest Road Game Time (9 innings): 3:13 (5/5 @ CC)
Shortest Road Game Time (9 innings): 2:05 (5/2 @ CC)
Longest Game Time (7 innings): 2:32 (5/14 (2) vs. MID)
Shortest Game Time (7 innings): 1:39 (6/3 (2) vs. SPR)
Longest Extra-Inning Game: 3:42 (6/30 vs TUL)
Longest Game (Innings): 13 (6/30 vs TUL)
Longest Game Delay (Home): 0:40, 5/31 vs. SPR (rain)
Longest Game Delay (Road): 1:53, 5/19 @ FRI (rain)
Highest Attendance (Home): 7,588 (7/3 vs. TUL)
Highest Attendance (Road): 10,019 (5/16 @ FRI)
Lowest Attendance (Home): 3,231 (4/25 vs. FRI)
Lowest Attendance (Road): 2,190 (6/11 @ MID)

LAST TIME IT HAPPENED - 2023

SOD POODLES (INDIVIDUAL)

Perfect Game:
No-Hitter (Individual):
No-Hitter (Combined):
No-Hitter (7-Inning):
1-Hitter (Individual):
1-Hitter (Combined):
2-Hitter (Individual):
2-Hitter (Combined): 3x: Last: 5/27 @ SA, Patrick/Saalfrank
3-Hitter (Combined): 7x: Last: 7/16 vs FRI, Lin/Pope/Rice/Backhus
3-Hitter (Individual):
Complete Game Shutout (9 Inning):
Complete Game Shutout (7 Inning):
10 or more strikeouts (P):
Four (4) Hits: 3x, Last: Seth Beer (6/8 @ MID)
Five (5) Hits:
Six (6) Hits:
Three (3) Doubles:
Four (4) Doubles:
Two (2) Triples:
Two HR Game: 4x, Last: Melendez (7/18 vs WCH)
Three HR Game: Vukovich (7/3 (1) vs TUL)
Grand Slam (Home): 2x, Last: Roberts (7/3 (2) vs. TUL)
Grand Slam (Road): Tawa (7/9 @ SPR)
Inside-The-Park HR: Lawlar (7/3 (1) vs TUL)
Back-To-Back HRs: 5x: Last: Lawlar/Vukovich (7/3 (1) vs. TUL)
Back-To-Back-To-Back HRs:
HR, Both Sides of the Plate:
Hitting for the Cycle:

HR in 2 straight games: 17x: Last: De Los Santos (7/18-19 vs WCH)
HR in 3 straight games: 2x, Last: Castillo (7/15-16 vs FRI, 7/18 vs WCH)
HR in 4 straight games: Roberts (6/30-7/3 vs TUL)
Triple in 2 straight games:
Five (5) RBI: Tawa (2x, Last: 7/9 @ SPR)
Seven (7) RBI: Vukovich (7/3 (1) vs TUL)
Three Runs: 15x: Last: Melendez (7/18 vs WCH)
Four Runs: 4x, Last: Vukovich (7/3 (1) vs TUL)
Five Runs:
Two Stolen Bases: 10x: Last: Lawlar (7/3 (1) vs TUL)
Three Stolen Bases: 3x, Last: Bliss (7/3 (1) vs TUL)
Four Stolen Bases:
Steal of home (straight):
Steal of home (double steal): 2x, Last: Bliss/Lawlar, 6/22 @ CC
Four (4) Walks: Roberts (5/31 vs. SPR)
Five (5) Walks:
10 Total Bases in a game: Vukovich (12, 7/3 (1) vs TUL)

SOD POODLES TEAM

20 Runs, Game:
20 Hits, Game:
10+ Runs, Inning:
Back-to-back 15-hit games:
Everyone in order gets a hit: 7x: Last: 7/3 (1) vs TUL
Everyone in order scores a run: 5/5 @ CC
Only player in order to get a hit:
15+ Strikeouts, Game (Batting): 2x, Last: 6/30 vs TUL (15)
Triple Play:
Winning Streak: 7 (6/6-6/13)
Losing Streak: 4 (2x: Last: 5/23-5/26)



HIGHS & LOWS - ALL TIME



SOD POODLES OFFENSE

Most Runs, Game: 20 (9/11/21 vs. TUL)
Most Runs, Inning: 11 (6/11/22 vs. FRI, 8th inning)
Most Hits, Game: 24 (9/11/21 vs. TUL)
Most Hits, Game (Indiv.): 5 (3x: Last: Barrosa, 7/22 @ MID)
Fewest Hits, Game: 0 (5/26/22 @ ARK)
Most HRs, Game (Team): 7, (6/5/21 @ FRI)
Most HRs, Game (Indiv.): 3, 2x, Last: Vukovich (7/3/23 (1) vs TUL)
Grand Slams: 14 (Last: Tawa, 7/9 @ SPR, 3rd inning)
Most SBs, Game (Team.): 9 (7/1/23 vs. TUL)
Most SBs, Game (Indiv.): 3 (8x: Last: Bliss, 7/3/23 (1) vs. TUL)
Most Runners LOB, Team: 14 (5x: Last: 7/4/23 @ SPR)
Most Runs Combined (Two Teams): 33 (4/12/23 vs. CC)
Most Hits Combined (Two Teams): 37 (2x: Last: 4/23/22 vs SA)
Most Home Runs During Series (Two Teams): 34 (9/7-12/21 vs. TUL)
Most Runs To Overcome Deficit: 10 (4/26/23 vs. FRI)

SOD POODLES DEFENSE

Most Errors, Team: 5 (6/19/21 vs. MID)
Most Errors, Individual: 2 (26x: Last: Lawlar, 5/23/23 @ SA)
Most Ground Into Double Plays: 4 (2x: Last: 9/17/21 vs. FRI)

SOD POODLES PITCHING

Most Ks, Team (9 innings): 17 (2x: Last: 5/9/21 @ TUL)
Most Ks, Team (extra innings): 19 (5/11/19 @ CC)
Most Walks, Team: 12 (8/27/22 @ CC)
Shutout: 25x: Last: 7/16/23 vs FRI
Last Complete Game (9 IP): --
Last Complete Game (7 IP): Nelson (G1, 9/1/21 @ SA)
Last Complete Game (5 IP): Walston (7/29/22 vs. CC)
Last Complete Game Shutout: Frias (8/1/21 vs. SA (7))
Longest Start: 8.0 IP (Cecconi, 6/8/22 vs FRI)
Longest Relief Appearance: 3.1 IP (4x, last: Workman, 4/26 vs FRI)
Most Ks, Individual: 12 (4x: Last: Pfaadt: 6/23/22 @ CC)
Most Walks, Individual: 7 (Nelson, 7/6/21 @ SA)



LAST TIME IT HAPPENED - ALL TIME

SOD POODLES (INDIVIDUAL)

Perfect Game:
No-Hitter (Individual):
No-Hitter (Combined):
No-Hitter (7-Inning): 2x: Tabor, 7/11/21 @ SA; Frias, 8/1/21 vs. SA
1-Hitter (Individual): 7/29/22 (Walston, 5-inning game)
1-Hitter (Combined): 2x: Last: 4/16/22 (Jarvis, Weiss - 7 inning game)
2-Hitter (Individual):
2-Hitter (Combined): 5x: Last: 5/27/23 @ SA, Albright/Saalfrank
3-Hitter (Combined): 22x: Last: 7/16/23 vs FRI, Lin/Pope/Rice/Backhus
3-Hitter (Individual):
Complete Game Shutout (9 Inning):
Complete Game Shutout (7 Inning): 2x: Tabor, 7/11/21 @ SA; Frias, 8/1/21 vs. SA
10 or more strikeouts: 14x, Last: Walston (7/29/22 vs. CC)
Four (4) Hits: 31x: Last: Beer (6/8/23 @ MID)
Five (5) Hits: 3x: Last: Cedenio (8/18/22 @ MID)
Six (6) Hits:
Three (3) Doubles: 3x: Last: Carroll, (4/23/22 vs SA)
Four (4) Doubles:
Two (2) Triples:
Two HR Game: 33x: Last: Melendez (7/18/23 vs. WCH)
Three HR Game: 2x, Last: Roberts, 7/3/23 (2) vs TUL)
Grand Slam (Home): 11x: Last: Roberts, 7/3/23 (2) vs. TUL)
Grand Slam (Road): 3x: Last: Tawa, 7/9/23 @ SPR
Inside-The-Park HR: 5x: Last: Vukovich (7/3/23 (1) vs TUL)
Back-To-Back HRs: 21x: Last: Lawlar/Vukovich (7/3/23 (1) vs. TUL)
Back-To-Back-To-Back HRs:
B-2-B-2-B-2-B HRs: 9/11/21 vs. TUL - Garrett/Kennedy/Fletcher/Canzone (3rd inning)
HR, Both Sides of the Plate: 3x: Last: Stankiewicz (7/15/22 vs SA)
Hitting for the Cycle:

OPPONENTS OFFENSE

Most Runs, Game: 21 (2x: Last: 9/2/22 vs. FRI)
Most Runs, Inning: 11 (9/2/22 vs. FRI, 5th inning)
Most Hits, Game (Team): 23 (9/2/22 vs. FRI)
Most Hits, Game (Indiv.): 6 (Guldborg, 4/10/22 vs MID)
Fewest Hits, Game: 0 (2x: Last: 8/1/21 vs. SA - Frias no-hitter)
Most HRs, Game (Team): 9 (Last: 5/17/22 vs. TUL)
Most HRs, Game (Indiv.): 4 (Chandler Redmond, 8/10/22 vs SPR)
Most SBs, Game (Indiv.): 3 (Acuña, 4/30/23 vs. FRI)
Grand Slams: 23 (Last: Hicks, 5/20/23 @ FRI, off Hill, 5th inning)
Most Runners LOB, Team: 16 (4/10/22 vs. MID)
Most Runs To Overcome Deficit: 10 (7/18/21 @ MID)

OPPONENTS PITCHING

Most Ks Team (9 innings): 17 (3x: Last: 6/14/23 vs SA)
Most Ks, Team (extra innings): 19 (5/11/19 @ CC, 10)
Most Walks, Team: 12 (6/20 @ CC)
Shutout: 21x: Last: 4/22/23 @ NWA
Last Complete Game: Jones (5/26/22 (2) @ ARK)
Last Complete Game Shutout (7 IP): Jones (5/26/22 (2) @ ARK)
Most Ks, Individual: 14 (Dustin May, 6/22/19 @ TUL)
Most Walks, Individual: 7 (Robaina, 7/31/22 vs. CC)

OPPONENTS DEFENSE

Most Errors, Team: 4 (5x: Last: 7/22/22 @ MID)
Most Errors, Individual: 3 (3x: Last: Whitcomb, 4/12/23 vs. CC)
Most Ground Into Double Plays: 4 (2x: Last: 9/14/22 @ SA)

MISCELLANEOUS

Longest Home Game Time (9 innings): 4:08 (9/11/21 vs. TUL)
Shortest Home Game Time (9 innings): 2:01 (6/8/22 vs FRI)
Longest Road Game Time (9 innings): 3:34 (7/29/19 @ NWA)
Shortest Road Game Time (9 innings): 1:50 (8/21/22 @ MID)
Longest Game Time (7 innings): 2:36 (9/1/21 @ SA)
Shortest Game Time (7 innings): 1:29 (5/26/22 (2) @ ARK)
Longest Extra-Inning Game: 4:08 (4/22/22 vs. SA, 11)
Longest Game (Innings): 13 (6/30/23 vs TUL)
Longest Game Delay (Home): 3:15 (5/18/21 vs. MID)
Longest Game Delay (Road): 1:53 (5/19/23 @ FRI)
Highest Attendance (Home): 7,588 (7/3/23 vs. TUL)
Highest Attendance (Road): 10,366 (5/18/19 @ FRI)
Lowest Attendance (Home): 3,851 (6/1/22 vs. MID)
Lowest Attendance (Road): 1,906 (8/17/22 @ MID)
Largest Margin of Victory: 15 (19-4, 6/9/21 vs. CC)
Largest Margin of Defeat: 19 (21-2, 9/2/22 vs. FRI)

SOD POODLES TEAM

20 Runs, Game: 20, 9/11/21 vs. TUL
20 Hits, Game: 5x: Last: 20, 8/18/22 @ MID
10+ Runs, Inning: 2x: Last: 6/11/22 vs. FRI (11, 8th inning)
Back-to-back 15-hit games: 2x: Last: 4/22-4/23/22 vs. SA
Everyone in order gets a hit: 33x: Last: 7/3/23 (1) vs. TUL
Everyone in order gets multiple-hits: 5/8/22 vs. MID
Everyone in order scores a run: 7x: Last: 5/5/23 @ CC
Only player in order to get a hit: 4x: Last: Diaz, G1, 9/1/21 @ SA
15+ Strikeouts, Game (Batting): 18x: Last: 6/30/23 vs TUL (15)
Triple Play:
Winning Streak: 7 (6/6-13/23)
Losing Streak: 7 (7/30-8/6/22)

[illegible]

| Game | Date | Opponent | W/L | Winning Pitcher | Losing Pitcher | Save | Record | Standing | Attendance | TOG |
|--------|---------|----------|---------------|----------------------|------------------------|----------------------|--------|--------------|------------|-------------|
| 1 | 4/6 | @ FRI | L, 12-4 | Anderson, G (1-0) | Jarvis, B (0-1) | - | 0-1 | T-2nd (-1.0) | 8,320 | 2:28 |
| 2 | 4/7 | @ FRI | W, 3-1 | Albright, L (1-0) | Krauth, N (0-1) | Backhus, K (1) | 1-1 | T-1st (+0.5) | 8,655 | 2:16 |
| 3 | 4/8 | @ FRI | W, 5-3 | Rice, J (1-0) | Starr, N (0-1) | Vizcaino, R (1) | 2-1 | T-1st (+1.0) | 9,030 | 2:57 |
| 4/9-10 | | OFF | | | | | | | | |
| 4 | 4/11 | CC | L, 5-4 | Melendez, J (1-0) | Patrick, C (0-1) | Macuare, A (1) | 2-2 | T-2nd (-1.0) | 5,452 | 2:26 |
| 5 | 4/12 | CC | W, 13-10 | Mantiply, J (1-0) | Robaina, J (0-1) | - | 3-2 | T-1st (+1.0) | 4,093 | 3:16 |
| 6 | 4/13 | CC | W, 5-2 | Jarvis, B (1-1) | Cobos, F (0-1) | Montes De Oca, C (1) | 4-2 | 1st (+1.0) | 4,547 | 2:39 |
| 7 | 4/14 | CC | L, 13-10 | Sprinkle, J (1-0) | Albright, L (1-1) | - | 4-3 | T-1st (+1.0) | 6,417 | 2:54 |
| 8 | 4/15 | CC | W, 5-3 | Mantiply, J (2-0) | Gordon, C (0-2) | Backhus, K (2) | 5-3 | 1st (+1.0) | 6,146 | 2:28 |
| 9 | 4/16 | CC | L, 11-5 | Melendez, J (2-0) | Patrick, C (0-2) | - | 5-4 | T-1st (+1.0) | 5,187 | 2:54 |
| 4/17 | | OFF | | | | | | | | |
| 10 | 4/18 | @ NWA | L, 16-6 | Del Rosario, Y (1-0) | Olivero, D (0-1) | - | 5-5 | T-1st (+1.0) | 2,399 | 2:40 |
| 11 | 4/19 | @ NWA | W, 5-0 | Jarvis, B (2-1) | Veneziano, A (1-1) | - | 6-5 | T-1st (+1.0) | 2,792 | 2:29 |
| 12 | 4/20 | @ NWA | W, 3-2 (10) | Otanez, M (1-0) | Biasi, D (1-1) | Rice, J (1) | 7-5 | 1st (+0.5) | 3,751 | 3:08 |
| 13 | 4/21 | @ NWA | L, 5-0 | Hoffmann, A (2-1) | Hill, J (0-1) | - | 7-6 | T-1st (+1.0) | 4,690 | 2:26 |
| 14 | 4/22 | @ NWA | L, 5-0 | Marsh, A (1-0) | Patrick, C (0-3) | - | 7-7 | T-1st (+3.0) | 4,856 | 2:14 |
| 15 | 4/23 | @ NWA | W, 6-2 | Saalfrank, A (1-0) | Way, B (0-2) | - | 8-7 | T-1st (+0.5) | 4,640 | 2:48 |
| 4/24 | | OFF | | | | | | | | |
| 16 | 4/25 | FRI | W, 9-7 | Rice, J (2-0) | Starr, N (1-2) | Backhus, K (3) | 9-7 | T-1st (+1.0) | 3,231 | 2:34 |
| 17 | 4/26 | FRI | W, 12-11 (10) | Workman, B (1-0) | Church, M (0-1) | - | 10-7 | 1st (+1.0) | 3,275 | 3:24 |
| 18 | 4/27 | FRI | L, 5-1 | Roby, T (1-2) | Bain, J (0-1) | - | 10-8 | 1st (+0.5) | 6,239 | 2:38 |
| 19 | 4/28 | FRI | L, 12-6 | Speas, A (1-0) | Patrick, C (0-4) | - | 10-9 | 2nd (-0.5) | 4,393 | 2:55 |
| 20 | 4/29 | FRI | W, 11-4 | Olivero, D (1-1) | Leiter, J (0-2) | - | 11-9 | 1st (+0.5) | 5,928 | 2:38 |
| 21 | 4/30 | FRI | L, 12-7 | Church, M (1-1) | Tineo, M (0-1) | - | 11-10 | T-1st (+0.5) | 5,125 | 2:53 |
| 5/1 | | OFF | | | | | | | | |
| 22 | 5/2 | @ CC | L, 3-1 | Robaina, J (1-2) | Fisher, H (0-1) | - | 11-11 | T-2nd (-1.0) | 2,774 | 2:05 |
| 23 | 5/3 | @ CC | W, 3-0 | Pope, A (1-0) | Kouba, R (1-1) | Backhus, K (4) | 12-11 | T-1st (+1.5) | 2,401 | 2:15 |
| 24 | 5/4 | @ CC | L, 6-1 | Gordon, C (2-2) | Patrcik, C (0-5) | - | 12-12 | T-2nd (-1.0) | 3,678 | 2:11 |
| 25 | 5/5 | @ CC | W, 12-8 | Goddard, J (1-0) | Plumlee, P (0-1) | - | 13-12 | T-1st (+2.5) | 4,651 | 3:13 |
| 26 | 5/6 | @ CC | L, 12-7 | VanWey, L (1-0) | Tineo, M (0-2) | - | 13-13 | T-2nd (-1.0) | 4,327 | 2:49 |
| 27 | 5/7 | @ CC | L, 5-4 | Arrighetti, S (2-2) | Albright, L (1-2) | McDonald, C (1) | 13-14 | T-2nd (-2.0) | 4,726 | 2:28 |
| 5/8 | | OFF | | | | | | | | |
| 28 | 5/9 | MID | L, 11-9 | Supak, T (2-0) | Hill, J (0-2) | - | 13-15 | 2nd (-3.0) | 6,284 | 2:47 |
| 29 | 5/10 | MID | W, 6-3 | Saalfrank, A (2-0) | Salinas, R (1-2) | - | 14-15 | 2nd (-2.0) | 4,495 | 2:20 |
| 30 | 5/11 | MID | L, 16-6 | Pérez, F (1-0) | Olivero, D (1-2) | - | 14-16 | 2nd (-3.0) | 5,363 | 2:56 |
| 31 | 5/12 | MID | L, 6-1 | Cushing J (1-0) | Tineo, M (0-3) | - | 14-17 | 3rd (-4.0) | 7,165 | 2:27 |
| | 5/13 | MID | PPD | | | | | | | |
| 32 | 5/14(1) | MID | W, 10-1 | Albright, L (2-2) | Ginn, J (0-2) | - | 15-17 | - | 0 | 1:40 |
| 33 | 5/14(2) | MID | L, 13-1 | Tomioka, S (1-0) | Hill, J (0-3) | - | 15-18 | 3rd (-4.0) | 4,621 | 2:32 |
| 5/15 | | OFF | | | | | | | | |
| 34 | 5/16 | @ FRI | L, 3-2 | Church, M (2-2) | Goddard, J (1-1) | Starr, N (1) | 15-19 | 3rd (-4.0) | 10,019 | 2:30 |
| 35 | 5/17 | @ FRI | L, 10-4 | Leiter, J (2-2) | Olivero, D (1-3) | - | 15-20 | T-4th (-4.0) | 2,890 | 2:27 |
| 36 | 5/18 | @ FRI | L, 7-1 | Garcia, R (1-3) | Bain, J (0-2) | - | 15-21 | 5th (-4.0) | 3,480 | 2:13 |
| 37 | 5/19 | @ FRI | W, 2-1 | Albright, L (3-2) | White, O (1-1) | Rice, J (2) | 16-21 | T-4th (-4.0) | 5,943 | 2:24 (1:53) |
| 38 | 5/20 | @ FRI | L, 8-7 (10) | Kelly, A (2-0) | Stumpo, M (0-1) | - | 16-22 | T-4th (-5.0) | 7,070 | 3:26 |
| 39 | 5/21 | @ FRI | W, 3-1 | Patrick, C (1-5) | Church, M (2-3) | Montes De Oca, C (2) | 17-22 | T-4th (-5.0) | 6,306 | 2:32 |
| 5/22 | | OFF | | | | | | | | |
| 40 | 5/23 | @ SA | L, 14-4 | Bachar, L (2-0) | Olivero, D (1-4) | - | 17-23 | 5th (-5.0) | 5,054 | 2:48 |
| 41 | 5/24 | @ SA | L, 4-3 | Hernandez, N (3-1) | Montes De Oca, C (0-1) | - | 17-24 | 5th (-5.0) | 4,990 | 2:35 |
| 42 | 5/25 | @ SA | L, 5-4 | Kopps, K (3-0) | Otanez, M (1-1) | Jacob, A (1) | 17-25 | 5th (-6.0) | 3,549 | 2:35 |
| 43 | 5/26 | @ SA | L, 8-2 | Wolf, J (3-5) | Hill, J (0-4) | - | 17-26 | 5th (-7.0) | 4,124 | 2:57 |
| 44 | 5/27 | @ SA | W, 1-0 | Patrick, C (2-5) | Snider, D (0-3) | Saalfrank, A (1) | 18-26 | 5th (-6.0) | 4,828 | 2:30 |
| 45 | 5/28 | @ SA | W, 9-3 | Grammes, C (1-0) | Henry, H (1-2) | - | 19-26 | 5th (-5.0) | 3,530 | 2:46 |
| 5/29 | | OFF | | | | | | | | |
| 46 | 5/30 | SPR | W, 7-1 | Bain, J (1-2) | Gragg, L (0-3) | - | 20-26 | 5th (-4.0) | 4,179 | 2:11 |
| 47 | 5/31 | SPR | W, 13-8 | Stumpo, M (1-1) | Sawyer, L (1-2) | - | 21-26 | 4th (-4.0) | 4,177 | 3:03 |
| 48 | 6/1 | SPR | W, 3-2 | Grammes, C (2-0) | Pereira, W (3-3) | - | 22-26 | 4th (-4.0) | 4,690 | 1:54 |
| 49 | 6/2 | SPR | PPD | | | | | | | |
| 49 | 6/3(1) | SPR | L, 5-4 (8) | Roycroft, C (1-0) | Backhus, K (0-1) | Granillo, A (2) | 22-27 | 4th (-3.5) | - | 2:26 |
| 50 | 6/3(2) | SPR | W, 6-1 (7) | Olivero, D (2-4) | Hernandez, K (5-2) | - | 23-27 | 4th (-4.0) | 6,502 | 1:39 |
| 51 | 6/4 | SPR | L, 6-5 | Sawyer, L (2-2) | Grammes, C (2-1) | - | 23-28 | 4th (-4.0) | 5,636 | 2:44 |

