

# OMAHA STORM CHASERS GAME NOTES

## vs. ST. PAUL SAINTS

LHP Anthony Veneziano (4-0, 3.47 ERA) vs. RHP Randy Dobnak (4-4, 4.30 ERA)

Sunday, July 23, 2023 | Game #92 | Home Game #52

5:05 CT First Pitch | Werner Park | Papillion, Nebraska

Radio: [stormchasers.mixlr.com](http://stormchasers.mixlr.com) | TV: [Bally Live](http://BallyLive.com), [MiLB.TV](http://MiLB.TV)

7-12 / 45-46

12-8 / 55-39

Omaha Storm Chasers | 12356 Ballpark Way, Papillion, Nebraska 68046 | (402) 738-5100 | [OmahaStormChasers.com](http://OmahaStormChasers.com) | @OMASstormChasers

### UPCOMING SCHEDULE & PROBABLE PITCHERS

#### UPCOMING GAMES

#### OPPONENT





#### TIME (CT)

#### PROBABLE PITCHERS

Tuesday, July 25	@ Columbus	6:05 p.m.	RHP Jonathan Bowlan (2-1, 4.24 ERA) @ RHP Jerad Eickhoff (0-2, 9.47 ERA)
Wednesday, July 26	@ Columbus	11:05 a.m.	LHP Angel Zerpa (0-2, 5.75 ERA) @ RHP Zach Plesac (2-4, 6.69 ERA)
Thursday, July 27	@ Columbus	6:05 p.m.	LHP Cole Ragans (1-1, 5.10 ERA) @ RHP Hunter Gaddis (1-6, 6.46 ERA)
Friday, July 28	@ Columbus	6:05 p.m.	RHP Max Castillo (2-6, 4.97 ERA) @ LHP Joey Cantillo (2-2, 5.48 ERA)

### THE MATCHUP

(UNDERLINE = MiLB LEADER) (BOLD = TRIPLE-A LEADER) (ITALICS = TRIPLE-A WORST)

			
.267 (5TH) < <b>AVG</b>	.266 (7TH)	5.31 (11TH) <b>ERA</b>	4.62 (3RD)
513 (13TH) <b>R</b>	> 570 (3RD)	1.56 (12TH) <b>WHIP</b>	> 1.53 (9TH)
816 (10TH) <b>H</b>	> 837 (6TH)	.263 (11TH) <b>IP</b>	> .260 (10TH)
104 (15TH) <b>HR</b>	> 131 (7TH)	802.2 (15TH) <b>AVG</b>	> 819.0 (4TH)
412 (15TH) <b>BB</b>	> 443 (9TH)	812 (10TH) < <b>H</b>	818 (11TH)
772 (5TH) < <b>K</b>	950 (19TH)	520 (9TH) <b>R</b>	> 471 (3RD)
165 (1ST) < <b>SB</b>	105 (6TH)	126 (14TH) <b>HR</b>	> 93 (2ND)
359 (10TH) <b>OBP</b>	> .365 (5TH)	444 (13TH) <b>BB</b>	> 439 (11TH)
.443 (12TH) <b>SLG</b>	> .460 (6TH)	800 (13TH) <b>K</b>	> 866 (4TH)
.802 (11TH) <b>OPS</b>	> .825 (5TH)	2 (12TH) < <b>SHO</b>	1 (17TH)

ALL-TIME vs. Saints.....	33-35 (.485)
ALL-TIME in Omaha.....	16-13 (.552)
ALL-TIME in St. Paul.....	17-22 (.435)

2023 vs. Saints.....	5-6 (.454)
2023 at Werner Park.....	3-2 (.600)
2023 at CHS Field.....	2-4 (.333)

DATE H/R	SCORE	WIN	LOSS	SAVE
5/23 R	W, 6-1	D. Lynch	S.WoodsRichardson	-
5/24 R	L, 6-5	O. Ortega	B. Kriske	-
5/25 R	L, 8-6	R. Henriquez	A. Nuñez	P. Murphy
5/26 R	W, 6-4	D. Parrish	C. Sadzeck	D. Coleman
5/27 R	L, 14-1	R. Dobnak	J. Heasley	-
5/28 R	L, 10-6	J. Winder	J. Kowar	-
7/18 H	W, 1-0	W. Pennington	J. Winder	-
7/19 H	L, 9-4	L. Varland	J. Bowlan	A. Sanchez
7/20 H	L, 6-5	A. Brice	S. Cruz	P. Murphy
7/21 H	W, 5-4	C. Chamberlain	J. Winder	-
7/22 H	W, 8-5	W. Klein	B. Enlow	-
7/23 H				
8/22 H				
8/23 H				
8/24 H				
8/25 H				
8/26 H				
8/27 H				

### STORM CHASERS ON THE RISE

10 Omaha players that appear on a Top-30 Royals prospects ranking

PLAYER (Position)	MLB PIPELINE	BASEBALL AMERICA
Nick Loftin (INF)	Royals No. 3	Royals No. 4
Tyler Gentry (OF)	Royals No. 6	Royals No. 7
Angel Zerpa (LHP)	Royals No. 7	Royals No. 13
Jonathan Bowlan (RHP)	Royals No. 9	Royals No. 14
Samad Taylor (INF/OF)	Royals No. 19	Royals No. 24
Will Klein (RHP)	Royals No. 22	Royals No. 18
Tucker Bradley (OF)	Royals No. 26	-
Steven Cruz (RHP)	Royals No. 27	-
Anthony Veneziano (LHP)	-	Royals No. 9
Christian Chamberlain (LHP)	-	Royals No. 21



### STORM CHASERS PRESS BOX

Game Notes compiled by Nicholas Badders

Credential Requests: [nicholasb@omahastormchasers.com](mailto:nicholasb@omahastormchasers.com)

Omaha Storm Chasers gameday information, as well as the 2023 Storm Chasers Media Guide can be found at [milb.com/omaha/ballpark/media](http://milb.com/omaha/ballpark/media).

### YESTERDAY'S GAME

	1	2	3	4	5	6	7	8	9	R	H	E	LO
 St. Paul	2	2	0	0	0	0	0	0	1	5	9	2	4
 Omaha	0	0	0	0	0	0	4	4	x	8	9	0	6

WIN: Will Klein (0-1) | LOSS: Blayne Enlow (2-3) | SAVE: None

**PAPILLION, NEB.** -- The Omaha Storm Chasers trailed from the second batter of the game into the bottom of the seventh inning but scored four in the seventh and four in the eighth to leap ahead of the St. Paul Saints for a 8-5 win Saturday night.

Starter **Max Castillo** was hit around early as the Saints struck for two runs in each of the first two innings, including a pair of home runs that scored three of those first four runs. Castillo pitched one out into the 5th inning and exited with a runner on base, though the right-hander retired eight of his last 10 batters. **Walter Pennington** erased the inherited runner with a double play, then fired a scoreless sixth inning before **Brad Keller** came on for a 1-2-3 seventh inning to keep the deficit at four.

Through the first six innings, the Storm Chasers offense was shut down by Saints starter **Dallas Keuchel** ... the former American League Cy Young Award winner held Omaha to five baserunners over six shutout frames, as the Chasers could only muster a pair of singles and three walks.

As soon as St. Paul's bullpen took over, the Chasers capitalized immediately and **Nate Eaton** opened the bottom of the seventh with a double, the team's first extra-base hit of the day. **Brewer Hicklen** walked, then **José Briceño** singled in Eaton and **Angelo Castellano** singled in Briceño to cut the deficit in half ... moments later, **Samad Taylor** tied the game with a two-run triple, his third time on base in the game.

**Evan Sisk** and **Will Klein** (1-0) combined to pitch a scoreless top of the eighth and the Chasers quickly took a lead in the bottom of the frame.

With reliever **Blayne Enlow** still in the game, **Nate Eaton** reached first base on a fielder's choice and moved to third on an errant pickoff throw, before scoring the go-ahead run on a wild pitch. **Tyler Gentry** and Hicklen both reached, then pinch hitter **Clay Dungan** added a run of insurance with an RBI single and Castellano offered two more with a two-run double for an 8-4 lead.

**While Klein** allowed a homer in the top of the ninth, he otherwise kept St. Paul at bay as Omaha held on for a 8-5 win, securing at least a series split.

While all five runs driven in Friday came from the top three hitters, five of seven RBI on Saturday came from the bottom two spots in the order, with the other two coming from Taylor out of the leadoff spot, who has driven in seven runs over the last four games.

### NOTES AND NUGGETS

#### THAT'S WHAT SPEED DO

The Chasers have 165 steals in 91 games (average 1.81 SB/game) and have been caught 32 times for a success rate of 83.76%.

Omaha's 165 steals are the most of any Triple-A team and 6th in all of Minor League Baseball ... the Clearwater Threshers (Philadelphia Single-A) lead the minors (198) ... Omaha is 28 steals away from breaking the franchise's single-season record of 192, set in 1986 and need to average 0.51 steals/game the last 55 games of the year.

The Chasers have stolen at least one base in 62 of 91 games (68%), with multiple steals in 44 games and 11 occasions of 5+ steals.

With team stolen base leaders **Dairon Blanco** (47) and **Samad Taylor** (38) both called up to Kansas City last month, the Chasers have 30 steals in 28 games since Taylor was first recalled on June 16, which ranks tied 8th in the league in that time ... the Chasers have stolen a base in 16 of 28 games since June 16, but the team had a 5-steal game on July 5 @ Gwinnett and Taylor, optioned for the week, stole 4 bases in that game.

### SAMAD (TAYLOR'S VERSION)

Now on his third stint with the Storm Chasers, **Samad Taylor** has been an important bat back in Omaha's lineup.

Taylor began the season with the Storm Chasers and appeared in 62 of the team's first 63 games before he was recalled by Kansas City on June 16 ... he played 12 games with the Royals, was optioned to Omaha July 4, played four more games with the Chasers, recalled July 9 and played 1 game before being optioned again July 18.

Over his two stints with the Chasers in July, Samad is hitting .444 (12-for-27) with 10 runs batted in and 7 walks ... he has hits in his first four games of this week's series and reached base in 11 of 19 plate appearances vs. St. Paul.

### CHALLENGING THE SYSTEM

With the ABS Challenge System in effect on Friday to Sunday games, the Storm Chasers as a club are 46-for-110 on ABS challenges this year, a 41.8% success rate.

Over 34 games where the ABS Challenge System has been in effect, the team has 6 games where they've had 3+ calls overturned, including two of the last three games.

A 0-0 count has been the most likely count for Omaha challenges this year, with 21 coming on the first pitch of a plate appearance (6 successful challenges, 29%) ... 21 have come in the 6th inning with 11 over those overturned (51%).

After pitchers started the season 1-for-7 in challenges, 5 of the last 6 have all been successful, including 4 from **Christian Chamberlain**.

### CALLING ALL ANGELOS

While he is not playing every day, **Angelo Castellano** is making his most of his time in the lineup of late, with already 6 multi-hit games in July.

Castellano's .485 average (14-for-31) in the month of July ranks 2nd among qualified hitters in the International league this month, while his 1.302 OPS ranks 4th, a .788 slugging percentage ranks 6th and a .511 on-base percentage ranks 9th.

He leads Omaha in hits (16), is 2nd in total bases (30) this month as well, with seven RBI and three stolen bases as well.

### AT A GLANCE

#### RECENT (W2)

Last 5 Games.....	3-2
Last 10 Games.....	5-5
Last 20 Games.....	8-12

#### SPLIT SEASON

1st Half.....	38-34
2nd Half.....	7-12

#### HOME/AWAY

Home Games.....	23-28
Away Games.....	22-18

#### TIME OF DAY

Night Games.....	30-34
Day Games.....	15-12

#### MONTH

March.....	1-0
April.....	9-15
May.....	12-14
June.....	17-7
July.....	6-10
August.....	
September.....	

#### OPPONENT

vs. Columbus.....	6-0
vs. Gwinnett.....	2-9
vs. Indianapolis.....	9-2
vs. Iowa.....	4-6
vs. Louisville.....	2-4
vs. Memphis.....	2-4
vs. Nashville.....	2-4
vs. Rochester.....	4-2
vs. Scranton/WB.....	3-3
vs. St. Paul.....	5-6
vs. Toledo.....	6-6

#### DAY OF THE WEEK

on Monday.....	0-1
on Tuesday.....	5-9
on Wednesday.....	5-10
on Thursday.....	7-8
on Friday.....	13-4
on Saturday.....	7-7
on Sunday.....	8-5

#### THIS SERIES

Record.....	3-2
Batting Average.....	(.250)
Runs/Per Game.....	23/4.6
Home Runs.....	2
ERA.....	4.80 (24 ER / 45.0 IP)
Strikeouts (K/9).....	40 (8.0)
Saves/Opportunities.....	0/0

### QUICK FACTS

Founded.....	2011 (1969-2010: Omaha Royals)
Colors.....	Royal Blue, Twister Gold, Blackout Black
League.....	International League (Since 2021)
Ownership.....	Alliance Baseball Omaha LLC
General Manager.....	Laurie Schlender (4th Year)
Home Ballpark (Capacity).....	Werner Park (9,023, 6,254 fixed seats)
Dimensions.....	LF- 310 CF- 402 RF- 315

### ACTIVE ROSTER BREAKDOWN

Age 23.....	2	Native of Cuba.....	1
Age 24.....	4	Native of Dominican Republic.....	1
Age 25.....	5	Native of United States.....	21
Age 26.....	7	Native of Venezuela.....	4
Age 27.....	5	Acquired by Royals via Free Agency.....	8
Age 28.....	2	(International).....	2
Age 29.....	1	(Minor League).....	3
Age 30.....	0	(Undrafted).....	3
Age 31.....	0	Acquired by Royals via Trade.....	5
Age 32.....	0	Acquired by Royals via First Year Player Draft.....	14
Age 33.....	1	(High School).....	0
Average Age.....	26 Years 14 Days	(Rounds 1-5).....	8
Median Age.....	26	(2nd Year/College).....	0
		(Rounds 6-10).....	3
		(2017 Draft).....	2
		(3rd Year/College).....	12
		(Rounds 11-20).....	1
		(2018 Draft).....	4
		(4th+ Year/College).....	2
		(Rounds 21-40).....	2
		(2019 Draft).....	4
		(2020 Draft).....	4

### PRO-NUN-SEE-AY-SHUNS

#### PLAYERS









2 RYAN GOINS.....	(GO-ins)
6 CLAY DUNGAN.....	(duhn-ginn)
11 ADEINY HECHAVARRIA.....	(ah-DAY-nee etch-ah-vah-RIA)
17 ANGELO CASTELLANO.....	(kass-tay-AH-noh)
22 JERMAINE PALACIOS.....	(pah-LAH-see-ohs)
25 COLE RAGANS.....	(ray-gins)
31 JONATHAN BOWLAN.....	(boh-lin)
37 JACKSON KOWAR.....	(coh-wahr)
41 ANGEL ZERPA.....	(AHN-hel SAIR-pah)
55 JONAH DIPOTO.....	(dih-POH-to)
56 ANTHONY VENEZIANO.....	(va-nee-ee-ah-no)
60 JOSÉ BRICEÑO.....	(bee-SEN-yo)

#### COACHES

23 MIKE JIRSICHELE.....	(jursh-LEE)
33 DAVID NOWORYTA.....	(Nova-REE-tah)
52 BIJAN RADEMACHER.....	(bee-ZHON RAH-de-moch-err)

### UNIFORM RECORDS

#### STANDARD UNIFORMS

			
<b>Blue Vortex</b> (7-12) Home: 7-12 Road: 0-0	<b>Blue O-Bolt</b> (27-21) Home: 5-2 Road: 22-19	<b>Powder SC</b> (6-6) Home: 6-6 Road: 0-0	<b>Powder O</b> (3-0) Home: 3-0 Road: 0-0
			
<b>Home White</b> (6-11) Home: 6-11 Road: 0-0	<b>Road Grey</b> (10-9) Home: 0-0 Road: 10-9	<b>Blue O-Bolt</b> (17-12) Home: 5-2 Road: 12-10	<b>Powder Blue</b> (6-6) Home: 6-6 Road: 0-0

#### SPECIALTY/THEME NIGHTS (3-6)

						
<b>Black O-Bolt</b> Home: 0-4 Road: 0-0	<b>Patriotic</b> (0-2) Home: 0-1 Road: 0-1	<b>Runzas</b> Home: 0-1 Road: 0-0	<b>Cattlemen</b> Home: 0-1 Road: 0-0	<b>Rockets</b> Home: 1-0 Road: 0-0	<b>Marvel</b> Home: 1-0 Road: 0-0	<b>Throwback</b> Home: 0-0 Road: 0-0
						
<b>Community</b> Home: 0-4 Road: 0-0	<b>Star Wars</b> Home: 1-0 Road: 0-0	<b>Patriotic</b> Home: 0-2 Road: 0-0	<b>Runzas</b> Home: 0-1 Road: 0-0	<b>Cattlemen</b> Home: 0-1 Road: 0-0	<b>Rockets</b> Home: 1-0 Road: 0-0	<b>Marvel</b> Home: 1-0 Road: 0-0

### RECENT TRANSACTIONS

#### 2023 BREAKING ROSTER

**Pitchers (15):** RHP Max Castillo, LHP Austin Cox, RHP Jonathan Heasley, RHP Jackson Kowar, RHP Brooks Kriske, LHP Marcelo Martinez, RHP Mike Mayers, RHP Andrés Núñez, LHP Drew Parrish, LHP Evan Sisk, RHP Collin Snider, RHP Josh Staumont, LHP Josh Taylor, RHP Ryan Weiss, RHP Nick Wittgren

**Catchers (3):** Freddy Fermin, Logan Porter, Jakson Reetz

**Infielders (6):** CJ Alexander, Angelo Castellano, Maikel Garcia, Nick Loftin, Nick Pratto, Samad Taylor

**Outfielders (3):** Dairon Blanco, Tucker Bradley, Brewer Hicklen

**62 DIFFERENT PLAYERS HAVE APPEARED IN A GAME FOR OMAHA IN 2023 (28 HITTERS, 34 PITCHERS)**


79. 6/18	INF <b>Matt Beatty</b> selected by KANSAS CITY from Omaha	104. 7/4	INF <b>Michael Massey</b> returned to KANSAS CITY from rehab assignment
80. 6/20	LHP <b>Drew Parrish</b> transferred NW Arkansas (AA) from Omaha	105.	RHP <b>Jonathan Heasley</b> recalled by KANSAS CITY from Omaha
81.	RHP <b>Jonathan Bowlan</b> transferred to Omaha from NW Arkansas (AA)	106.	LHP <b>Austin Cox</b> optioned to Omaha
83. 6/22	LHP <b>Amir Garrett</b> sent on a rehab assignment to Omaha	107.	INF <b>Samad Taylor</b> optioned to Omaha
84.	RHP <b>Mike Mayers</b> sent outright to Omaha	108. 7/5	RHP <b>Dylan Coleman</b> recalled by KANSAS CITY from Omaha
85. 6/23	OF <b>Nate Eaton</b> recalled by KANSAS CITY from Omaha	109. 7/9	INF <b>Samad Taylor</b> recalled by KANSAS CITY from Omaha
86.	INF <b>Paxton Wallace</b> transferred to Omaha from Quad Cities (A+)	110.	LHP <b>Ryan Yarbrough</b> returned to KANSAS CITY from rehab assignment
87. 6/24	LHP <b>Ryan Yarbrough</b> sent on a rehab assignment to Omaha	111. 7/12	RHP <b>Mike Mayers</b> traded to Chicago White Sox
88.	RHP <b>Jackson Kowar</b> optioned to Omaha	112.	RHP <b>Steven Cruz</b> transferred to Omaha from NW Arkansas (AA)
89.	RHP <b>James McArthur</b> recalled by KANSAS CITY from Omaha	113.	INF <b>Paxton Wallace</b> transferred to Quad Cities (A+) from Omaha
90. 6/26	OF <b>Nate Eaton</b> optioned to Omaha	114. 7/14	INF <b>Nick Loftin</b> activated from the 7-Day Injured List
91. 6/27	RHP <b>Daniel Mengden</b> released	115.	INF <b>CJ Alexander</b> activated from the 7-Day Injured List
92.	RHP <b>Andrés Núñez</b> traded to Boston Red Sox	116.	LHP <b>Angel Zerpa</b> returned from rehab assignment and optioned to Omaha
93.	OF <b>Kyle Isbel</b> returned to KANSAS CITY from rehab assignment	117. 7/15	LHP <b>Cole Ragans</b> recalled by KANSAS CITY from Omaha
94. 6/28	LHP <b>Angel Zerpa</b> 's rehab assignment transferred to Omaha	118. 7/16	LHP <b>Cole Ragans</b> optioned to Omaha
95.	RHP <b>Brad Keller</b> sent on a rehab assignment to Omaha	119.	RHP <b>Max Castillo</b> recalled by KANSAS CITY from Omaha
96.	LHP <b>Marcelo Martinez</b> released	120.	LHP <b>Emilio Marquez</b> transferred to Omaha from Quad Cities (A+)
97. 6/30	RHP <b>Alec Marsh</b> recalled by KANSAS CITY from Omaha	121.	RHP <b>Brooks Kriske</b> placed on the temporarily inactive list.
98.	RHP <b>James McArthur</b> optioned to Omaha	122.	RHP <b>Collin Snider</b> optioned to Omaha
99.	INF <b>Michael Massey</b> sent on a rehab assignment to Omaha	123. 7/18	LHP <b>Emilio Marquez</b> transferred to Quad Cities (A+) from Omaha
100.	LHP <b>Amir Garrett</b> returned to KANSAS CITY from rehab assignment	124.	INF <b>Samad Taylor</b> optioned to Omaha
101. 7/1	LHP <b>Cole Ragans</b> acquired in a trade with TEXAS and optioned to Omaha	125. 7/19	INF <b>Matt Beatty</b> sent on a rehab assignment to Omaha
102.	RHP <b>Brooks Kriske</b> optioned to Omaha	126.	LHP <b>Austin Cox</b> recalled by KANSAS CITY from Omaha
103.	RHP <b>Collin Snider</b> recalled by KANSAS CITY from Omaha	127. 7/20	RHP <b>Max Castillo</b> optioned to Omaha





### MANAGER: MIKE JIRSCHLE • #23

- Mike Jirschele returns for his 15th season as Omaha's manager, his 18th season managing in Minor League Baseball and 32nd season overall with the Royals organization, named to the position of Storm Chasers manager on January 13, 2023, after previously managing Triple-A Omaha from 1995-97 and 2003-13.
- Jirschele served on the Kansas City Royals coaching staff as the Third Base Coach from 2014-19 and won the World Series in 2015. Jirschele most recently served as the bench coach under manager Chris Witheridge during the 2022 season with the Double-A Northwest Arkansas Naturals. He spent the 2021 season as Witheridge's bench coach for the High-A Central champion Quad Cities River Bandits and served as Special Assistant to the General Manager in 2020.
- In his second stint as Omaha's manager, over 11 years from 2003 to 2013, he led the team to four division titles, three consecutive trips to the Pacific Coast League Championship Series (2011-2013), two PCL titles (2011, 2013) and the team's first of two Triple-A National Championships in 2013.
- He earned the 2011 Mike Coolbaugh Award for *outstanding baseball work ethic, knowledge of the game and skill in mentoring young players on the field* and he is a four-time recipient of the Dick Howser Award (1992, 1994, 2005, 2011), recognizing outstanding work in player development within the Royals organization.
- Prior to his time with Omaha and Kansas City, he served as the Royals Minor League Infield Coordinator for four years, from 1998-2002, and he held managerial positions with Wilmington (1994), Rockford (1993) and the Gulf Coast Royals (1992).
- He appeared 999 games in the Minor Leagues across 13 years, between 1977 and 1990, including 22 games with the Omaha Royals between 1988 and 1989.



### PITCHING COACH: DANE JOHNSON • #59

- Dane Johnson enters his fourth year in the Royals organization and as the Storm Chasers pitching coach, after joining Kansas City ahead of the 2020 season. 2023 marks his 24th season coaching overall.
- He previously spent one season in the Miami Marlins organization (2019) as a Pitching Consultant and 19 seasons with the Toronto Blue Jays as a Minor League Pitching Coach from 2000-03, Pitching Coordinator from 2004-14 and Major League Bullpen Coach from 2015-18.
- Prior to entering coaching, spent 15 years as a player, including over 280 games in the Minor Leagues and parts of three seasons in the Majors with the Chicago White Sox (1994), Blue Jays (1996) and Oakland Athletics (1997), also playing two seasons (1990-1991) in the Chinese Professional Baseball League.
- Johnson and his wife, Gina, reside in Palm Harbor, Florida. They have two children: a daughter, Madison (31), and son, Cobi (27).



### HITTING COACH: BIJAN RADEMACHER • #52

- Bijan Rademacher (*bi-ZHON RAH-de-moch-err*) joins the Royals as the Omaha Storm Chasers Hitting Coach this year after spending the last two years with the Arizona Diamondbacks as their Minor League Hitting Coordinator (2021) and ACL Hitting Coach (2022).
- Prior to coaching, he spent eight years playing professionally (2012-2019), spanning seven seasons in the Chicago Cubs organization (2012-18) and slashed .280/.361/.402 over 702 career MiLB games, reaching as high as Triple-A. He also played one season in independent baseball (2019) with the New Britain Bees in the Atlantic League, in addition to an offseason in the Mexican Pacific Winter League.
- Over 243 career Triple-A games with the Iowa Cubs, he played 11 games at Werner Park and was a .378 hitter (14-for-37) with one homer and 5 runs batted in while playing in Omaha.
- Rademacher lives in Tempe, Arizona with his wife Melissa.




### BENCH COACH: DAVID NOWORYTA • #33 (3RD BASE COACH)

- David Noworyta (*Nova-REE-tah*) enters his second year in the Royals organization and first as Omaha's Bench Coach, after making his coaching debut in 2022 as the Assistant Hitting Coach for the River Bandits Kansas City's High-A affiliate.
- Prior to coaching, he spent four years playing professionally (2018-21), including three minor league seasons in the Detroit Tigers organization (2018-20), and one with the Independent Pioneer League's Billings Mustangs in 2021. Before signing with Detroit in 2018, Noworyta graduated from the University of Hawaii with a bachelor's degree in communications and journalism, and played in parts of three seasons for their baseball team.
- Noworyta attended Holy Cross Academy (N.J.), where he played baseball and basketball, and was selected by the Royals in the 37th round of the 2014 MLB Draft. He resides in Hainesport, N.J. in the offseason.



### CERTIFIED ATHLETIC TRAINER: JAMES STONE

- James Stone is entering his fifth season as the Certified Athletic Trainer for the Storm Chasers after serving the previous seven seasons with the Wilmington Blue Rocks (Royals High-A), including the 2015 season, in which he was named Carolina League Athletic Trainer of the Year.
- He joined the Kansas City organization in 2010 as the athletic trainer for the Class-A Burlington Bees. He came to the Royals after spending one season with the Central Valley Coyotes (Fresno, California) in Arena Football 2.
- Stone worked three seasons in the Florida Marlins organization, with stops in Jupiter (2008), Greensboro (2007) and Jamestown (2006), winning New York-Penn League Trainer of the Year honors in 2006.
- He was the Strength and Conditioning Coach for the Baltimore Orioles Class-A affiliate, the Delmarva Shorebirds, in 2005.
- Stone graduated with a bachelor's of science in kinesiology from Cal State-Northridge. He resides in Simi Valley, California with his dog, Ozzie.

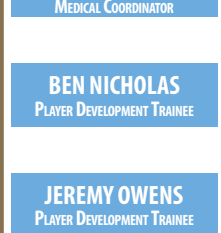


**TONY MEDINA**  
MINOR LEAGUE/LATIN AMERICA  
MEDICAL COORDINATOR



### STRENGTH & CONDITIONING COACH: YANNICK PLANTE

- Yannick Plante is entering his third season as the Strength & Conditioning Coach for the Storm Chasers, after being slated to serve in that role with Northwest Arkansas in 2020.
- He began with the Kansas City Organization in 2019 as the athletic trainer for the Burlington Royals (Advanced Rookie, Appalachian League). He was then a staff member of the Surprise Saguaros of the Arizona Fall League in the fall of 2019.
- Plante has a master's degree in kinesiology from the University of Calgary and a bachelor's degree in human kinetics with specialization in biophysics from the University of Ottawa. He currently lives in Ottawa, Ontario.



**BEN NICHOLAS**  
PLAYER DEVELOPMENT TRAINEE



**JEREMY OWENS**  
PLAYER DEVELOPMENT TRAINEE

Anthony Veneziano - Pitching - Stat Splits - 2023 - Regular Season (Triple-A)																											
Split	Team	W	L	ERA	G	GS	CG	SHO	SV	IP	H	R	ER	HR	HB	BB	IBB	SO	WHIP	AVG	AB	WP	BK	GIDP	TBF	NP-S	
Home Games	OMA	2	0	2.01	4	4	0	0	0	22.1	15	5	5	2	0	9	0	21	1.07	.195	77	0	0	5	87	349 - 219	
Away Games	OMA	2	0	5.79	4	3	0	0	0	14.0	14	10	9	0	1	12	0	10	1.86	.280	50	0	0	3	65	256 - 159	
Day Games	OMA	0	0	0.00	1	1	0	0	0	5.0	2	0	0	0	0	2	0	7	0.80	.118	17	0	0	0	19	77 - 50	
Night Games	OMA	4	0	4.02	7	6	0	0	0	31.1	27	15	14	2	1	19	0	24	1.47	.245	110	0	0	8	133	528 - 328	
On Grass	OMA	4	0	3.47	8	7	0	0	0	36.1	29	15	14	2	1	21	0	31	1.38	.228	127	0	0	8	152	605 - 378	
May	OMA	1	0	10.13	2	2	0	0	0	8.0	10	9	9	2	0	5	0	6	1.88	.313	32	0	0	1	38	160 - 101	
June	OMA	3	0	1.25	4	4	0	0	0	21.2	15	4	3	0	1	11	0	17	1.20	.205	73	0	0	7	86	329 - 211	
July	OMA	0	0	2.70	2	1	0	0	0	6.2	4	2	2	0	0	5	0	8	1.35	.182	22	0	0	0	28	116 - 66	
On Tuesdays	OMA	1	0	3.27	2	2	0	0	0	11.0	7	4	4	2	0	5	0	12	1.09	.184	38	0	0	1	44	178 - 110	
On Wednesdays	OMA	0	0	17.18	2	1	0	0	0	3.2	7	7	7	0	0	5	0	2	3.27	.438	16	0	0	0	22	98 - 57	
On Fridays	OMA	2	0	0.00	2	2	0	0	0	11.1	5	1	0	0	1	6	0	5	0.97	.143	35	0	0	5	43	156 - 100	
On Saturdays	OMA	1	0	3.38	1	1	0	0	0	5.1	5	2	2	0	0	4	0	5	1.69	.263	19	0	0	1	23	89 - 58	
On Sundays	OMA	0	0	1.80	1	1	0	0	0	5.0	5	1	1	0	0	1	0	7	1.20	.263	19	0	0	1	20	84 - 53	
In games following a win	OMA	3	0	3.38	4	4	0	0	0	18.2	15	8	7	0	1	12	0	11	1.45	.231	65	0	0	6	79	304 - 199	
In games following a loss	OMA	1	0	3.57	4	3	0	0	0	17.2	14	7	7	2	0	9	0	20	1.30	.226	62	0	0	2	73	301 - 179	
Starter	OMA	4	0	3.12	7	7	0	0	0	34.2	27	13	12	2	1	18	0	30	1.30	.221	122	0	0	8	143	566 - 362	
Reliever	OMA	0	0	10.80	1	0	0	0	0	1.2	2	2	2	0	0	3	0	1	3.00	.400	5	0	0	0	9	39 - 16	

Anthony Veneziano - Opposing Hitting - Stat Splits - 2023 - Regular Season (Triple-A)																							
Split	Team	AVG	G	AB	R	H	2B	3B	HR	RBI	BB	IBB	SO	SB	CS	OBP	SLG	OPS	HBP	SAC	SF	GIDP	
vs Left	OMA	.171	8	35		6	0	1	0	0	5	0	6			.293	.229	.522	1	0	0	3	
vs Right	OMA	.250	8	92		23	8	0	2	14	16	0	25			.351	.402	.753	0	0	3	5	
Team is ahead	OMA	.227	6	66		15	3	1	2	6	12	0	13			.338	.394	.732	0	0	2	5	
Team is behind	OMA	.400	3	15		6	2	0	0	5	2	0	4			.471	.533	1.004	0	0	0	1	
Score is tied	OMA	.174	7	46		8	3	0	0	3	7	0	14			.291	.239	.530	1	0	1	2	
Batting First	OMA	.111	8	18		2	0	0	0	2	1	0	6			.143	.111	.254	0	0	2	1	
Batting Second	OMA	.167	8	18		3	1	1	0	2	1	0	6			.250	.333	.583	1	0	0	0	
Batting Third	OMA	.357	8	14		5	1	0	0	2	4	0	4			.500	.429	.929	0	0	0	0	
Batting Fourth	OMA	.286	8	14		4	0	0	1	3	3	0	1			.389	.500	.889	0	0	1	3	
Batting Fifth	OMA	.154	8	13		2	1	0	0	0	4	0	2			.353	.231	.584	0	0	0	2	
Batting Sixth	OMA	.143	8	14		2	0	0	1	1	1	0	3			.200	.357	.557	0	0	0	0	
Batting Seventh	OMA	.429	8	14		6	3	0	0	2	1	0	3			.467	.643	1.110	0	0	0	1	
Batting Eighth	OMA	.364	8	11		4	2	0	0	2	3	0	3			.500	.545	1.045	0	0	0	0	
Batting Ninth	OMA	.091	8	11		1	0	0	0	0	3	0	3			.286	.091	.377	0	0	0	1	
Leading Off	OMA	.194	8	31		6	1	0	0	0	7	0	7			.342	.226	.568	0	0	0	0	
First Inning	OMA	.174	7	23	1	4	1	0	0	1	2	0	8	0	0	.259	.217	.476	1	0	1	1	
Second Inning	OMA	.321	7	28	7	9	4	0	0	7	5	0	5	0	0	.424	.464	.888	0	0	0	2	
Third Inning	OMA	.111	6	18	0	2	0	0	0	0	2	0	5	0	0	.200	.111	.311	0	0	0	2	
Fourth Inning	OMA	.250	6	24	3	6	1	1	1	3	4	0	3	0	1	.357	.500	.857	0	0	0	0	
Fifth Inning	OMA	.208	7	24	1	5	2	0	0	1	2	0	9	0	1	.259	.292	.551	0	0	1	1	
Sixth Inning	OMA	.333	4	9	3	3	0	0	1	2	6	0	1	0	0	.563	.667	1.230	0	0	1	2	
Seventh Inning	OMA	.000	1	1	0	0	0	0	0	0	0	0	0	0	0	.000	.000	.000	0	0	0	0	
Bases Empty	OMA	.209	8	67		14	2	1	1	1	13	0	19			.338	.313	.651	0	0	0	0	
Runner at 1st	OMA	.258	8	31		8	4	0	1	3	5	0	5			.378	.484	.862	1	0	0	5	
Runner at 2nd	OMA	.429	4	7		3	0	0	0	2	0	0	3			.429	.429	.858	0	0	0	0	
Runner at 3rd	OMA	.333	3	3		1	0	0	0	1	0	0	0			.333	.333	.666	0	0	0	0	
Runners at 1st & 2nd	OMA	.154	7	13		2	1	0	0	2	1	0	1			.214	.231	.445	0	0	0	3	
Runners at 1st & 3rd	OMA	.500	2	2		1	1	0	0	2	0	0	1			.500	1.000	1.500	0	0	0	0	
Runners at 2nd & 3rd	OMA	.000	5	3		0	0	0	0	1	2	0	2			.333	.000	.333	0	0	1	0	
Bases Loaded	OMA	.000	3	1		0	0	0	0	2	0	0	0			.000	.000	.000	0	0	2	0	
Runners On	OMA	.250	8	60		15	6	0	1	13	8	0	12			.333	.400	.733	1	0	3	8	
Scoring Position	OMA	.241	8	29		7	2	0	0	10	3	0	7			.286	.310	.596	0	0	3	3	
No Outs	OMA	.191	8	47		9	1	0	1	3	10	0	12			.339	.277	.616	1	0	1	4	
One Out	OMA	.302	8	43		13	5	1	0	7	8	0	8			.396	.465	.861	0	0	2	4	
Two Outs	OMA	.189	8	37		7	2	0	1	4	3	0	11			.250	.324	.574	0	0	0	0	
Ahead in Count	OMA	.148	8	54		8	0	1	0	3	0	0	19			.148	.185	.333	0	0	0	3	
Behind in Count	OMA	.387	8	31		12	4	0	1	6	21	0	2			.623	.613	1.236	0	0	1	1	
0-0 Count	OMA	.154	8	13		2	0	0	1	2	0	0	0			.200	.385	.585	1	0	1	1	
0-1 Count	OMA	.143	8	14		2	0	0	0	0	0	0	0			.143	.143	.286	0	0	0	2	
0-2 Count	OMA	.091	8	22		2	0	1	0	0	0	0	11			.091	.182	.273	0	0	0	0	
1-0 Count	OMA	.286	8	7		2	0	0	1	2	0	0	0			.286	.714	1.000	0	0	0	0	
1-1 Count	OMA	.400	8	10		4	3	0	0	3	0	0	0			.364	.700	1.064	0	0	1	1	
1-2 Count	OMA	.222	8	18		4	0	0	0	3	0	0	8			.222	.222	.444	0	0	0	1	
2-0 Count	OMA	.400	8	5		2	1	0	0	1	0	0	0			.400	.600	1.000	0	0	0	0	
2-1 Count	OMA	.000	8	4		0	0	0	0	0	0	0	0			.000	.000	.000	0	0	0	0	
2-2 Count	OMA	.158	8	19		3	1	0	0	0	0	0	10			.158	.211	.369	0	0	0	2	
3-0 Count	OMA	.000	6	0		0	0	0	0	0	3	0	0			1.000	.000	1.000	0	0	0	0	
3-1 Count	OMA	.400	7	5		2	0	0	0	0	10	0	0			.800	.400	1.200	0	0	0	0	
3-2 Count	OMA	.600	7	10		6	3	0	0	3	8	0	2			.737	.900	1.637	0	0	1	1	
Pitcher	OMA	.228	8	127		29	8	1	2	14	21	0	31			.336	.354	.690	1	0	3	8	





## PLAYER

## QUICK NOTES

## CAREER HIGHS

## 32 CHRISTIAN CHAMBERLAIN

LHP • L/L • 5'10" • 175 lbs • 7/20/1999 (23)  
2020 MLB Draft — Round 4 (Oregon State)  
Born: Grand Junction, Colorado • Resides: Reno, Nevada

Ranked by *Baseball America* as the No. 21 Royals prospect  
2023: Opened the year in NW Arkansas (AA) and made 20 appearances out of the bullpen for the Naturals and went 1-2 with a 1.99 ERA (7 ER in 31.2 IP), and struck out 49 (13.93 K/9) ... 14 of 20 Double-A appearances were scoreless ... promoted to Omaha on 6/20, made Triple-A debut 6/20 @ ROC (1.0 IP, 2 R, 2 K) ... only 4 of 10 Triple-A games have been scoreless ... among Royals MLB pitchers (min. 30.0 IP), 2nd with 13.94 K/9 and 3rd with 34.8% K%  
2022: After beginning the season with Quad Cities (A+), was assigned to NW Arkansas (AA) on May 31 and finished the season in Double-A ... pitched 33 games between the two levels, among Royals Minor League pitchers with at least 40.0 innings pitched, his 13.22 K/9 and 29.6% K% both ranked 3rd-best ... his 19.3% BB% was 2nd-worst.  
2021: Assigned to Quad Cities (A+) on 5/23 to begin his career in professional baseball and pitched two games out of the bullpen for the River Bandits, going 1-0 with a 4.91 ERA (2 ER in 3.2 IP) with just one walk and six strikeouts, before being placed on the 7-Day Injured List on 6/14, where he remained for the rest of the season.

4SFB (93-96), SL, SNK, CB

CONSECUTIVE BATTERS RETIRED: 5 (7/21)

SCORELESS STREAK: 2.2 IP (7/16 to 7/21)

IP 2.2 (2x) Last: 5/14/22 vs. Wisconsin  
K 6 5/3/22 @ Cedar Rapids  
BB 4 4/8/22 @ South Bend  
H 4 (3x) Last: 7/16/22 vs. Indianapolis  
ER 6 6/17/22 vs. Arkansas  
NP 48 4/8/22 @ South Bend

## 46 STEVEN CRUZ

RHP • R/R • 6'6" • 233 lbs • 6/15/1999 (24)  
Traded from Minnesota — 1/24/2023  
Originally signed 3/20/2017 with Minnesota (Intl. F.A.)  
Born/Resides: Salcedo, Dominican Republic

Ranked by MLB Pipeline as the No. 27 Royals prospect  
2023: Traded from Minnesota with Evan Sisk to KC in exchange for Michael A. Taylor on Jan. 24 ... opened the year with NW Arkansas (AA), appeared in 29 games, with a 2.20 ERA (8 ER in 32.2 IP), 9 saves and 42 strikeouts ... assigned to Omaha on 7/12, threw scoreless inning on 7/14 ... at the time of his promotion to Triple-A, led the Texas league in saves (9), tied 3rd in games pitched (29) ... did not allow an earned run over his last 14 appearances (16.2 IP) with NWA.  
2022: Spent the season with Wichita (AA), appeared in 46 games out of the bullpen with a 1-4 record, four saves and a 5.14 ERA (32 ER in 56.0 IP), with 72 strikeouts (11.6 K/9) ... led the Wind Surge staff in games pitched, 2nd in the Texas League ... among Twins MLB pitchers, t-2nd in games pitched, behind Evan Sisk (50), who he was traded with to Kansas City.  
2021: In his first year of full-season ball, spent most of the year with Fort Myers (A) before ending the year with Cedar Rapids (A+) ... pitched in 28 games (two starts) between the two levels and went 4-2 with a 4.32 ERA (24 ER in 50.0 IP) with a career-high 80 strikeouts (14.4 K/9) with a .189 opponents' batting average (35-for-185).

4SFB (95-98), SL, CH

CONSECUTIVE BATTERS RETIRED: 0

SCORELESS STREAK: 0.0 IP

IP 4.0 (2x) Last: 6/23/18 @ GCL Red Sox  
K 6 (3x) Last: 8/25/19 vs. Danville  
BB 5 7/9/18 vs. GCL Rays  
H 5 (3x) Last: 5/14/21 vs. Clearwater  
ER 6 4/20/22 vs. Midland  
NP 54 5/8/21 @ Bradenton

## 55 JONAH DIPOTO

RHP • R/R • 6'1" • 225 lbs • 9/3/1996 (26)  
2019 MLB Draft — Round 35 (UC San Diego)  
Born: Queens, N.Y. • Resides: San Diego, Calif.

2023: For the 2nd straight year, made his spring debut with a scoreless Cactus League inning against his dad's Seattle Mariners, on 2/26 ... opened the regular season with NW Arkansas (AA), pitched 10.1 scoreless innings with 1 ER and 13 K across 7 relief outings ... assigned to Omaha (AAA) on 5/3, has not allowed an earned run in 12 of 19 outings with Omaha, a streak of 6 straight scoreless games was snapped 7/4 @ GWN.  
2022: Pitched a scoreless Cactus League inning with a strikeout on 3/29 against his dad's Seattle Mariners ... spent the entire season with NW Arkansas (AA) and led the Naturals with 42 games pitched ... 11.87 K/9 ranked second among Royals minor leaguers (min. 60.0 IP), .212 opponents' batting average and 28.1% K% ranked 3rd.  
MISC: Full name is *Jonah Seaver Dipoto*, after Tom Seaver ... father Jerry Dipoto is currently the President of Baseball Operations for the Seattle Mariners, formerly their GM.

SNK (93-95), SL, CB

CONSECUTIVE BATTERS RETIRED: 0

SCORELESS STREAK: 0.0 IP

IP 3.0 (4x) Last: 5/16/21 vs. Cedar Rapids  
K 6 5/16/21 vs. Cedar Rapids  
BB 4 (2x) Last: 4/8/22 @ Springfield  
H 5 8/24/22 vs. Springfield  
ER 4 (2x) Last: 7/19/23 vs. St. Paul  
NP 50 8/24/22 vs. Springfield

## 51 BRAD (MLB REHAB) KELLER

RHP • R/R • 6'5" • 250 lbs • 7/27/1995 (27)  
Traded from Cincinnati — 12/14/2017  
Drafted by Arizona — 2013, 8th Round (Flowery Branch HS)  
Born: Snellville, Georgia • Resides: Apollo Beach, Florida

2023: Opened the season on the Royals and made 9 starts, going 4-4 with a 4.36 ERA (21 ER in 43.1 IP) and 31 strikeouts to 40 walks (0.78 K/BB) ... placed on the 15-day injured list on 5/19, retroactive to 5/16 with right shoulder impingement syndrome ... assigned to Omaha on rehab 6/28 and has pitched in 6 games (2 starts) ... as a starter: 2.25 ERA (1 ER in 4.0 IP) with 5 BB & 3 K ... 5 games as a reliever: 29.25 ERA (13 ER in 4.0 IP) with 13 BB, 1 K.  
2022: Pitched 35 games (22 starts) for the Royals and went 6-14 with a 5.09 ERA (79 ER in 139.1 IP) ... began the season with a 1.74 ERA (6 ER in 31.0 IP) through his first 5 starts, named Royals Pitcher of the Month for April ... over his next 17 starts, pitched to a 6.01 ERA (61 ER in 91.1 IP) and was moved to the bullpen in mid-August.  
MLB CAREER: Has pitched 148 games (114 starts) for the Royals since 2018 ... in those 6 steals, he leads the Royals in wins (38), starts (114), innings (677.0) and strikeouts (506) ... acquired via trade from Cincinnati in December 2017, after the Reds selected him from Arizona in the Rule 5 Draft.

4SFB (92-94), SL, CB, CH, SNK

CONSECUTIVE BATTERS RETIRED: 5 (7/21 to 7/22)

SCORELESS STREAK: 2.0 IP (7/21 to 7/22)

IP 9.0 9/13/2020 vs. PITTSBURGH  
K 10 (2X) Last: 4/12/2019 vs. CLEVELAND  
BB 8 5/15/2023 @ SAN DIEGO  
H 13 8/2/2022 @ CHICAGO (AL)  
ER 8 (5X) Last: 8/13/2022 vs. LOS ANGELES (NL)  
NP 119 4/12/2019 vs. CLEVELAND

## 62 WILL KLEIN

RHP • R/R • 6'5" • 230 lbs • 11/28/1999 (23)  
2020 MLB Draft — Round 5 (Eastern Illinois)  
Born: Maryville, Tenn. • Resides: Bloomington, Ind.

Ranked by MLB Pipeline as the No. 18 Royals prospect ... Ranked by *Baseball America* as the No. 23 Royals prospect  
2023: Opened the season back with NW Arkansas (AA) and appeared in 21 games out of the bullpen, with a 3.38 ERA (11 ER in 29.1 IP) and 44 strikeouts to 14 walks ... did not allow a run over his final 11.0 IP (6 games) with NWA ... promoted to Omaha on 6/13, made his Triple-A debut on 6/14 vs. COL with 2.0 scoreless IP, 5 K including his first 3 ... fastball averages 97.5, max of 100.7 mph ... threw 0.1 IP in Futures Game on 7/8 in Seattle, 2 BB and took the L.  
2022: Spent the season on Injured List with shin splints, assigned to NW Arkansas (AA) on May 14, where he spent the entire season ... over 30 outings (3 starts), had a 10.51 ERA (51 ER in 43.2 IP) and 55 strikeouts to 51 walks (1.08 K/BB) ... among Royals Minor League pitchers (min. 40.0 IP), his 11.34 K/9 ranked 6th-best, and 22.0% BB% was last.  
2021: Began his professional career in Quad Cities (A+), pitching in 36 games out of the bullpen for the River Bandits ... went 7-1 with four saves and a 3.58 ERA (25 ER in 70.1 IP and 121 strikeouts) ... named an MLB.com Organization All-Star and recognized as the Royals' Pitching Prospect of the Year by MLB Pipeline.

4SFB (96-99), CB, SL

CONSECUTIVE BATTERS RETIRED: 2 (7/22)

SCORELESS STREAK: 0.2 IP (7/22)

IP 3.0 (5x) Last: 8/12/21 vs. Beloit  
K 6 (5x) Last: 8/12/21 vs. Beloit  
BB 5 (2x) Last: 6/2/22 vs. Corpus Christi  
H 6 8/24/22 vs. Springfield  
ER 7 8/24/22 vs. Springfield  
NP 56 7/1/21 vs. Cedar Rapids

## 37 JACKSON KOWAR

RHP • R/R • 6'5" • 215 lbs • 10/4/1996 (26)  
2018 MLB Draft — Round 1/33rd Overall (Florida)  
Born: Weddington, N.C. • Resides: Charlotte, N.C.

2023: Has 3 starts with Omaha (3/31-5/16, 5/20-6/2 & 6/24-present) ... 9 of 21 appearances with the Chasers have been scoreless, has allowed 2+ runs in 9 of 20 ... earned his first professional save with 1.2 scoreless innings on 5/5 vs. LOU ... in two stints with Kansas City, has a 6.17 ERA (8 ER in 11.2 IP) over 8 games with 14 strikeouts, with 3 scoreless outings ... threw first 1-2-3 inning of 2023 with OMA in 9th inning 7/14 vs. IND, has 3 in his last 3 games.  
2022: Made his first Opening Day roster with Kansas City, but only pitched in 7 games over three stints with the Major League club, also making 20 starts with Omaha (AAA) across three stints ... allowed less than two earned runs in 8 of his 20 starts with Omaha, including three scoreless outings.  
2021: Kansas City's Paul Splitteroff Minor League Pitcher of the Year, going to the top pitcher in the organization, also Omaha's Pitcher of the Year, the Triple-A East Pitcher of the Year and a Triple-A East post-season All-Star ... made 17 appearances (16 starts) and went 9-4 with a 3.46 ERA (31 ER in 80.2 IP) and a Triple-A best 115 strikeouts (12.8 K/9).

4SFB (95-98), SL, CH

CONSECUTIVE BATTERS RETIRED: 5 (7/21)

SCORELESS STREAK: 4.2 IP (7/16 to 7/21)

IP 8.0 (2x) Last: 8/24/19 @ Frisco  
K 10 (2x) Last: 7/3/21 @ St. Paul  
BB 5 (3x) Last: 5/31/22 vs. Indianapolis  
H 11 (2x) Last: 6/14/22 @ Iowa  
ER 9 6/14/22 @ Iowa  
NP 107 6/8/19 vs. Fayetteville

## 48 JAMES MCARTHUR

RHP • R/R • 6'7" • 230 lbs • 12/11/1996 (26)  
Traded from Philadelphia — 5/8/2023  
Drafted by Philadelphia — 2018, 12th Round (Ole Miss)  
Born/Resides: New Braunfels, Texas

2023: Traded by PHI to KC on 5/8 for OF Junior Marin and cash ... made 5 appearances (4 starts) with Lehigh Valley (AAA) with a 7.31 ERA (13 ER in 16.0 IP) with 15 strikeouts and 7 walks ... 9 of 15 OMA outings have been scoreless, including 2 short starts ... 8 of 15 have been 2.0 IP + ... threw 2 scoreless innings in his Royals organization debut on 5/12 @ SWB, has struck out 5 in 5 games 3x (5/16 vs. TOL, 5/24 @ STP, 7/6 @ GWN).  
2022: Limited to 13 starts for Reading (AA) and went 2-6 with a 5.05 ERA ... s placed on the IL on 6/22 with a right posterior elbow impingement, reinstated on 6/29, recalled by the Phillies and placed on the 60-day IL for the remainder of the season with a right elbow stress reaction.  
2021: Selected to Philadelphia's 40-man roster in November, recorded a 4.25 ERA (37 ER in 78.1 IP) with 83 K in 20 games (15 starts) between Jersey Shore (A+) and Reading (AA).

SNK (93-95), CB, CH, CUT

CONSECUTIVE BATTERS RETIRED: 2 (7/20)

SCORELESS STREAK: 5.0 IP (7/14 to 7/20)

IP 7.0 8/28/19 vs. Lakeland  
K 10 8/13/21 vs. Akron  
BB 6 6/9/21 vs. Hartford  
H 8 (2x) Last: 4/27/22 @ New Hampshire  
ER 7 6/28/23 vs. CLEVELAND  
NP 98 6/15/22 vs. Portland

## 40 WALTER PENNINGTON

LHP • L/L • 6'2" • 205 lbs • 4/14/1998 (25)  
Signed 8/19/2020 as an Undrafted Free Agent (Cora School of Mines)  
Born: Englewood, Colo. • Resides: Broomfield, Colo.

2023: Opened the season with NW Arkansas (AA) and pitched 9.2 scoreless innings with 11 strikeouts across 8 relief outings, allowed 4 H and 4 BB for a 0.83 WHIP and .129 BAA ... assigned to Omaha (AAA) on 5/3 and made his Triple-A debut 5/5 vs. LOU, struck out his first 2 batters in a 1-2-3 7th inning ... four straight scoreless between 5/13 and 5/24 ... has not allowed an earned run in 13 of 21 OMA appearances this year, has two 3.0 IP outings.  
2022: Opened the season with Quad Cities (A+) and pitched 5.2 scoreless innings with nine strikeouts, across three relief outings ... assigned to NW Arkansas (AA) on 4/21, where he ended the season ... earned decisions in 5 of first 6 outings with Naturals (3 W, 1 L, 1 SV) ... 13 of 33 NWA outings were scoreless, allowed 1 ER or less in 20 of 33 ... made first pro start 6/22 vs. SPR ... was on the Injured List from 8/18 to 9/1, threw scoreless 8th inning in first outing back 9/3.  
MISC: Graduated from the Colorado School of Mines with a mechanical engineering degree, threw 224.2 innings, but also hit .288 with a 1.142 OPS as an outfielder.

SNK (92-94), SL, CH, 4SFB

CONSECUTIVE BATTERS RETIRED: 1 (7/22)

SCORELESS STREAK: 2.2 IP (7/20 to 7/22)

IP 3.2 7/16/21 @ Myrtle Beach  
K 5 (2x) Last: 4/15/22 vs. Cedar Rapids  
BB 4 (3x) 8/17/22 vs. San Antonio  
H 5 (4x) Last: 8/13/22 @ Arkansas  
ER 6 8/17/22 vs. San Antonio  
NP 58 6/22/22 vs. Springfield

## 43 COLLIN SNIDER

RHP • R/R • 6'4" • 205 • 10/10/1995 (27)  
2017 MLB Draft — Round 12 (Vanderbilt)  
Born/Resides: Murfreesboro, Tennessee

2023: Opened the season with Omaha and pitched in 28 games before his first call-up of the season on 7/1 ... pitched in 5 games with KC (first 3 were scoreless) with a 7.71 ERA (4 ER in 4.2 IP) and optioned back to Omaha 7/16 ... 14 of 29 appearances with Omaha have been scoreless, including 5 straight between May 10 and 19 ... has allowed more than 1 run five times this year with the Chasers.  
2022: Made the Opening Day Roster and his MLB Debut with Kansas City ... in his first season in the big leagues, started and ended the season with Kansas City ... pitched in 42 games across five stints with the Royals, going 4-2 with a 6.55 ERA (25 ER in 34.1 IP) ... began his career with 1 scoreless innings over 6 games, and pitched in 27 of KC's first 56 games during his first stint from Opening Day through 6/9 ... also appeared in 20 games with Omaha (AAA) with a 5.40 ERA (13 ER in 21.2 IP) and 12 scoreless outings.  
2021: Split the season between NW Arkansas (AA) and Omaha, making a career-high 48 appearances with a career-high 64 strikeouts and 26 walks ... joined the Storm Chasers a week into the season, returned to NWA on June 6, transferred back to Triple-A on August 24 ... posted a 3.15 ERA in 25 Double-A outings before returning to Omaha.

SNK (94-96), SL, CH

CONSECUTIVE BATTERS RETIRED: 0

SCORELESS STREAK: 0.0 IP

IP 6.0 4/8/18 vs. Charleston  
K 5 (2x) Last: 6/30/21 @ Springfield  
BB 3 (4x) Last: 7/19/23 vs. St. Paul  
H 11 9/2/18 @ Greenville  
ER 7 5/14/21 @ Columbus  
NP 90 4/13/18 @ Augusta

## 47 EVAN SISK

LHP • L/L • 6'2" • 195 lbs • 4/23/1997 (26)  
Traded from Minnesota — 1/24/2023  
Drafted by St. Louis — 2018, 16th Round (College of Charleston)  
Born: Pineville, N.C. • Resides: Chester, S.C.

2023: Has not allowed an earned run in 24 of his team-best 35 appearances, tied 4th in the league in games pitched ... has allowed 2+ ER in 9 outings ... threw 2.0 perfect innings 5/6 vs. LOU, season-high 2.1 shutout innings 6/7 @ IND ... 7 of his last 10 outings have been scoreless ... has 10 outings of 1.0 IP+ this season, including 2.0 inning start/open 7/16 vs. IND ... has 8 scoreless outings that have lasted less than 1.0 inning.  
2022: Split his first full season in the Twins organization between Wichita (AA) and St. Paul (AAA), earned Minnesota MLB.com Organization All-Star honors as a relief pitcher ... posted a 1.57 ERA (11 ER in 63.0 IP) with 76 strikeouts against 29 walks (10.86 K/9 and 2.62 K/BB) across 50 games between the two levels, the best ERA in 2022 among all MLB relievers that made 50+ appearances and threw a minimum of 60.0 IP.  
2021: Began the season in the Cardinals organization, acquired by Minnesota via trade on July 30 ... split the year between Peoria (A+), Springfield (AA) and Wichita (AA), combining to pitch in 39 games with a 3-1 record and 3.91 ERA (23 ER in 53.0 IP), striking out 69 with 35 walks ... originally drafted by St. Louis in the 16th Round in 2018.

SNK (90-92), SL, 4SFB, CH

CONSECUTIVE BATTERS RETIRED: 2 (7/22)

SCORELESS STREAK: 3.1 IP (7/16 to 7/22)

IP 3.0 (5x) Last: 6/18/21 @ Wichita  
K 5 (4x) Last: 8/20/21 @ Springfield  
BB 3 (6x) Last: 7/16/23 vs. Indianapolis  
H 5 (3x) Last: 8/12/21 @ Tulsa  
ER 4 (3x) Last: 6/1/23 vs. Memphis  
NP 55 8/20/21 @ Springfield



RELIEVERS		ENTRANCE SITUATION			INNING ENTERING THE GAME										INHERITED RUNNERS			1-2-3 INNINGS				
PITCHER	LEAD	TRAIL	TIED	1	2	3	4	5	6	7	8	9	10+	BR INHR.	BR SCORE	% SCORE	TOTAL	POSSIBLE	% 1-2-3			
31 Bowlan, Jonathan	2	-	-	-	-	1	-	-	1	-	-	-	-	-	-	-	2	8	25.0%			
50 Castillo, Max	-	1	-	-	-	-	-	1	-	-	-	-	-	-	-	-	2	4	50.0%			
32 Chamberlain, Christian	4	4	2	-	-	1	1	1	2	2	2	1	-	3	0	0.0%	2	8	25.0%			
46 Cruz, Steven	2	1	-	-	-	-	-	1	-	-	2	-	-	1	0	0.0%	0	2	0.0%			
55 Dipoto, Jonah	7	10	3	-	-	1	2	1	6	3	4	2	1	16	7	43.8%	5	18	27.8%			
51 Keller, Brad	-	4	2	-	-	-	-	2	2	2	-	-	-	-	-	-	1	3	33.3%			
62 Klein, Will	7	2	1	-	-	-	-	-	1	2	3	4	-	4	1	25.0%	4	13	30.8%			
37 Kowar, Jackson	9	12	-	-	-	-	-	6	4	5	5	1	-	18	11	61.1%	3	22	13.6%			
54 McArthur, James	6	7	2	-	-	1	1	4	3	5	1	-	-	8	4	50.0%	7	19	36.8%			
40 Pennington, Walter	10	9	3	-	-	-	4	1	9	4	1	3	-	7	6	85.7%	9	22	40.9%			
47 Sisk, Evan	13	17	6	-	-	-	1	1	7	11	10	5	1	24	9	37.5%	5	24	20.8%			
43 Snider, Collin	17	10	2	-	-	-	-	1	5	6	12	5	-	8	5	62.5%	5	20	25.0%			
56 Veneziano, Anthony	1	-	-	-	-	-	-	1	-	-	-	-	-	-	-	-	0	1	0.0%			
SEASON (INCLUDING INACTIVE)				150	133	30	0	0	11	13	31	58	70	71	56	3	149	64	43.0%	84	310	27.1%

## STORM CHASERS BULLPEN USAGE (PITCH COUNT, LAST TWO WEEKS)

DAY OF WEEK		TUE	WED	THU	FRI	SAT	SUN	MON	TUE	WED	THU	FRI	SAT	SUN	LAST OMAHA RELIEF APPEARANCE											
DATE		7/11	7/12	7/13	7/14	7/15	7/16	7/17	7/18	7/19	7/20	7/21	7/22	7/23	GAME	IP	H	R	ER	BB	SO	HR	BF			
32	Chamberlain, Christian (L)				20		31					28			FRI 7/21 vs. St. Paul, W	2.0	0	0	0	1	4	0	6			
46	Cruz, Steven				12	25					38				THU 7/20 vs. St. Paul, L	2.0	4	5	5	1	1	2	10			
55	Dipoto, Jonah				22		15			27					WED 7/19 vs. St. Paul	1.0	1	4	4	2	0	1	9			
51	Keller, Brad				28		36					19	7		SAT 7/22 vs. St. Paul	1.0	0	0	0	0	0	0	3			
62	Klein, Will					29				27			20		SAT 7/22 vs. St. Paul, W	1.1	1	1	1	1	1	1	6			
37	Kowar, Jackson				13		47			29		31			FRI 7/21 vs. St. Paul	2.0	1	0	0	1	2	0	8			
54	McArthur, James				33				28		21				THU 7/20 vs. St. Paul	0.2	1	0	0	1	0	0	4			
40	Pennington, Walter (L)					43			17		17		14		SAT 7/22 vs. St. Paul	1.2	0	0	0	0	1	0	4			
47	Sisk, Evan (L)						44 (START)			4	27		8		SAT 7/22 vs. St. Paul	0.2	1	0	0	0	0	0	3			
43	Snider, Collin					25 (KC)				34					WED 7/19 vs. St. Paul	0.2	1	2	2	3	0	0	7			

## OMAHA STARTING PITCHER SPLITS

	PITCHER	GS	W-L	TEAM W-L	R SUPPORT	SUPPORT/GS
	Heasley, Jonathan	13	1-5	7-6	36	2.77
50	Castillo, Max	12	2-6	4-8	25	2.08
	Parrish, Drew	12	3-2	12-5	59	4.92
	Cox, Austin	9	2-1	5-18	27	3.00
	Mayers, Mike	8	2-1	3-5	15	1.88
56	<b>Veneziano, Anthony</b>	<b>7</b>	<b>4-1</b>	<b>5-2</b>	<b>25</b>	<b>3.57</b>
41	Zerpa, Angel	5	0-2	0-5	5	1.00
	Lynch, Daniel	4	2-0	3-1	15	3.75
25	Ragans, Cole	3	1-1	2-1	11	3.67
	Yarbrough, Ryan	3	0-0	1-2	5	1.67
	Marsh, Alec	3	2-0	2-1	14	4.67
	Mengden, Daniel	3	0-0	3-0	7	2.33
31	Bowman, Jonathan	2	1-1	1-1	6	3.00
51	Keller, Brad	2	0-0	1-1	5	2.50
54	McArthur, James	2	0-0	1-1	5	2.50
	Martinez, Marcelo	1	0-1	0-1	1	1.00
37	Kowar, Jackson	1	0-1	0-1	1	1.00
47	Sisk, Evan	1	0-0	0-1	0	0.00
		<b>91</b>			<b>262</b>	<b>2.88</b>

## 1ST PITCH STRIKES

FPS	TBF	% FPS
174	296	58.8%
167	268	62.3%
128	247	51.8%
90	161	55.9%
99	160	61.9%
<b>82</b>	<b>144</b>	<b>56.9%</b>
58	94	61.7%
43	75	57.3%
28	60	46.7%
37	53	<b>69.8%</b>
46	66	69.7%
19	49	38.8%
25	42	59.5%
12	19	63.2%
12	19	63.2%
13	22	59.1%
9	14	64.3%
5	9	55.6%
<b>1.047</b>	<b>1.798</b>	<b>58.2%</b>

## 1-2-3 INNINGS

TOTAL	POSSIBLE	% 1-2-3
18	62	29.0%
20	60	33.3%
12	49	24.5%
14	40	35.0%
9	34	26.5%
<b>10</b>	<b>34</b>	<b>29.4%</b>
3	19	15.8%
6	17	35.3%
2	13	15.4%
5	14	35.7%
1	15	6.7%
0	7	28.6%
0	8	0.0%
0	4	0.0%
3	5	60.0%
2	5	40.0%
0	2	0.0%
0	2	0.0%
<b>107</b>	<b>390</b>	<b>27.4%</b>

## OMAHA STARTERS VS. RELIEVERS

STARTERS		RELIEVERS
20-21	W-L	25-25
5.13	ERA	5.50
406.2	INNINGS	396.0
429 (74)	HITS (HR)	383 (52)
243 (232)	R (ER)	277 (242)
180	BB	264
352	K	448
1.50	WHIP	1.63
.273	AVG	.253

## OMAHA STARTING PITCHER/CATCHER MATCHUPS

	LOGAN PORTER										JAKSON REETZ										FREDDY FERMIN										JOSÉ BRICEÑO										TOTALS									
	PITCHER		GS	W	L	ERA	IP	ER	BB	SO	GS	W	L	ERA	IP	ER	BB	SO	GS	W	L	ERA	IP	ER	BB	SO	GS	W	L	ERA	IP	ER	BB	SO	GS	W	L	ERA	IP	ER	BB	SO								
		Heasley, Jonathan	6	0	4	7.84	31.0	27	10	33	3	0	0	4.12	15.1	7	7	11	4	1	1	10.20	17.2	21	9	16	3	1	5	7.73	64.0	55	26	60	13	1	5	7.73	64.0	55	26	60								
50		Castillo, Max	3	1	2	4.02	15.2	7	2	2	4	1	2	3.97	22.2	10	5	21	2	0	2	7.71	9.1	8	5	4	3	0	0	5.28	15.1	9	3	8	12	2	6	4.86	63.0	34	15	33								
		Parrish, Drew	7	2	2	7.59	32.0	27	19	20	3	1	0	1.46	12.1	2	12	10	2	0	0	3.86	7.0	3	3	11	-	-	-	-	-	-	-	-	-	-	-	-	-	-	-	-	-	-						
		Cox, Austin	7	1	1	3.72	29.0	12	13	25	2	1	0	0.82	11.0	1	6	9	2	1	0	-	-	-	-	-	-	-	-	-	-	-	-	-	-	-	-	-	-	-	-	-	-	-						
		Mayers, Mike	-	-	-	-	-	-	-	-	5	2	0	4.91	22.0	12	11	20	3	0	1	10.50	12	14	6	9	-	-	-	-	-	-	-	-	-	-	-	-	-	-	-	-	-	-	-					
56		Veneziano, Anthony	4	2	0	2.14	21.0	6	9	22	2	1	0	8.59	7.0	7	6	6	-	-	-	-	-	-	-	-	1	1	0	0.00	6.1	0	3	2	7	4	0	3.72	34.2	12	18	30								
41		Zerpa, Angel	4	0	2	7.63	15.1	13	10	19	-	-	-	-	-	-	-	-	-	-	-	-	-	-	-	1	0	0	0.00	5.0	0	1	3	5	0	2	5.75	20.1	13	11	22									
		Lynch, Daniel	1	1	0	0.00	6.0	0	0	5	-	-	-	-	-	-	-	-	-	-	-	-	-	-	-	4	2	0	3.50	18.0	7	3	18	3	0	0	2.40	15.0	4	7	19									
25		Ragans, Cole	3	1	1	6.59	13.2	10	5	16	-	-	-	-	-	-	-	-	-	-	-	-	-	-	-	-	-	-	-	-	-	-	-	-	-	-	-	-	-	-	-	-	-							
		Yarbrough, Ryan	1	0	0	3.86	4.2	2	1	9	-	-	-	-	-	-	-	-	-	-	-	-	-	-	-	2	0	0	0.00	10.0	0	1	9	3	1	1	6.59	13.2	10	5	16									
		Marsh, Alec	3	2	0	2.40	15.0	4	7	19	-	-	-	-	-	-	-	-	-	-	-	-	-	-	-	3	0	0	1.23	14.2	2	2	18	3	0	0	2.40	15.0	4	7	19									
		Mengden, Daniel	2	0	0	5.87	7.2	5	4	5	1	0	0	3.00	3.0	1	1	4	-	-	-	-	-	-	-	-	3	0	0	5.06	10.2	6	5	9	2	1	1	7.27	8.2	7	5	4								
31		Bowlan, Jonathan	2	1	1	7.27	8.2	7	5	4	-	-	-	-	-	-	-	-	-	-	-	-	-	-	-	-	2	0	0	2.25	4.0	1	5	3	1	0	1	9.00	5.0	5	1	3								
51		Keller, Brad	1	0	0	4.50	2.0	1	2	3	-	-	-	-	-	-	-	-	-	-	-	-	-	-	-	-	1	0	0	0.00	2.0	0	0	2	2	0	0	0.00	5.0	0	0	7								
54		McArthur, James	1	0	0	0.00	3.0	0	0	5	-	-	-	-	-	-	-	-	-	-	-	-	-	-	-	1	0	0	0.00	2.0	0	0	2	2	0	0	0.00	5.0	0	0	7									
		Martinez, Marcelo	1	0	1	9.00	5.0	5	1	3	-	-	-	-	-	-	-	-	-	-	-	-	-	-	-	-	-	-	-	-	-	-	-	-	-	-	-	-	-	-	-	-								
37		Kowar, Jackson	-	-	-	-	-	-	-	-	-	-	-	-	-	-	-	-	-	-	-	-	-	-	-	-	-	-	-	-	-	-	-	-	-	-	-	-	-	-	-	-	-							
47		Sisk, Evan	-	-	-	-	-	-	-	-	-	-	-	-	-	-	-	-	-	-	-	-	-	-	-	-	-	-	-	-	-	-	-	-	-	-	-	-	-	-	-	-	-							
		Relievers	-	12	12	5.64	202.2	146	139	228	-	4	8	5.29	98.2	58	64	119	-	5	1	4.97	54.1	30	31	57	-	4	4	6.02	40.1	27	30	44	-	25	25	5.50	396.0	242	264	448								
		TOTALS	46	23	26	5.49	411.1	251	227	417	23	11	0	4.62	204.1	105	115	213	12	6	6	6.99	103.0	80	58	100	10	5	4	4.01	83.0	37	44	69	91	45	46	5.31	802.2	474	444	800								
		CS/ATT				15/65		PCT	23.08%		CS/ATT			5/29		PCT	17.24%		CS/ATT			3/10		PCT	30.00%		CS/ATT			4/13		PCT	30.8%		CS/ATT			27/117		PCT	23.08%									

## OMAHA CATCHER PITCHING STATS

	CATCHERS	W	L	ERA	GS	SV	IP	H	R	ER	HR	HB	BB	IBB	SO	WHIP	AVG	WP	GDP	TBF	SB	CS	ATT	%CS	PB
14	Logan Porter	23	26	5.49	46	6	411.1	417	275	251	75	26	227	4	417	1.57	.264	20	44	1,848	50	15	65	23.08%	6
	Jakson Reetz	11	10	4.62	23	8	204.1	203	117	105	24	13	115	0	213	1.56	.258	16	15	925	24	5	29	17.24%	0
60	Freddy Fermin	6	6	6.99	12	2	103.0	119	85	80	17	8	58	1	100	1.72	.288	9	8	488	7	3	10	30.00%	2
	José Briceño	5	4	4.01	10	1	83.0	72	42	37	9	4	44	1	69	1.40	.238	5	9	356	9	4	13	30.77%	0

## PITCH TIMER VIOLATIONS CALLED ON OMAHA PITCHERS (16)

DATE	PITCHER (# IN '23)	INNING	UMPIRE	COUNT AT CALL	BATTER RESULT (COUNT)	DATE	PITCHER (# IN '23)	INNING	UMPIRE	COUNT AT CALL	BATTER RESULT (COUNT)
1. April 4 vs. Toledo	Marcelo Martinez (1)	▲ 7	Dane Poncsak	0-0	Strikeout Swinging (1-2)	11. May 6 vs. Louisville	Daniel Mengden (1)	▲ 3	Louie Krupka	0-0	RBI Single (1-1)
2. April 7 vs. Toledo	Ryan Bates (1)	▲ 9	Mark Bates	1-0	Walk (3-0)	12. May 10 @ Scranton/WB	Mike Mayers (2)	▼ 3	Raul Moreno	1-1	Strikeout Looking (3-2)
3. April 9 vs. Toledo	Max Castillo (1)	▲ 3	Cody Oakes	0-0	Strikeout Swinging (3-2)	13. May 28 @ St. Paul	Max Castillo (3)	▼ 1	Mike Rains	1-2	Groundout, 3-1 (3-2)
4. April 18 vs. Gwinnett	Mike Mayers (1)	▲ 5	Takahito Matsuda	0-0	Flyout, F7 (1-0)	14. June 8 @ Indianapolis	Andrés Núñez (2)	▼ 6	Matt Winter	0-1	2-RBI Double (3-2)
5. April 20 vs. Gwinnett	Max Castillo (2)	▲ 4	Ben Phillips	0-0	Walk (3-1)	15. June 15 vs. Columbus	Max Castillo (4)	▲ 5	Jose Matamoros	1-2	Lineout, L4
6. April 22 vs. Gwinnett	Drew Parrish (1)	▲ 5	Jose Navas	0-0	Walk (3-1)	16. July 9 @ Gwinnett	Angel Zerpa (1)	▼ 2	Cody Oakes	0-2	Strikeout Swinging (1-2)
7. April 23 vs. Gwinnett	Evan Sisk (1)	▲ 7	Ben Phillips (2)	0-0	Lineout (1-1)						
8. April 27 @ Nashville	Austin Cox (1)	▼ 3	Mark Bass	1-2	Strikeout Swinging (2-2)						
9. April 30 @ Nashville	Andrés Núñez (1)	▲ 9	Mark Bass (2)	2-0	Walk (3-0)						
10. May 4 vs. Louisville	Drew Parrish (2)	▲ 3	Randy Rosenberg	1-1	Walk (3-2)						



PLAYER	QUICK NOTES	CAREER HIGHS
<b>19</b> <b>ALEXANDER</b> <b>INFILDER</b> • L/R • 6'3" • 215 • 7/17/1996 (26) <i>Traded from Atlanta — 7/11/2022</i> <i>Drafted by Mississippi — 2018, 20th Round</i> Born: Merrillville, Indiana • Resides: Surprise, Arizona	<p>2023: Hit .391 with a 1.245 OPS in 17 Cactus League games for KC, opened the regular season with OMA, played 44 games but placed on the Injured List 6/11, activated 7/14 ... hit .412 on rehab in 6 games with the ACL Royals, 4 HR, 15 RBI and a 1.835 OPS ... leads OMA with 11 HR despite missing a month.</p> <p>2022: Began year with Mississippi Braves (AA) in the Southern League, traded with 2 players to KC from Atlanta on 7/1, assigned to NW Arkansas ... in 114 total games, tied 6th in Double-A in RBI (87), tied 10th in HR (25) ... set career highs in games played, 28 (18), HR, RBI, and SB (19). Double-A leader in Aug. in RBI (29), tied 1st in league in HR (8).</p> <p>2018-21: Played 162 games in the Braves' system, between A, A+, and AA ... slashed .229/.310/.374 (144-for-628) with 14 HR and 66 RBI ... began and ended in 2019.</p> <p>2022: Traded from the Dodgers to the Diamondbacks system, a 2022 Texas League Postseason All-Star with Amarillo, added to the D-backs' 40-man roster in November 2022.</p> <p><b>HIT STREAK:</b></p> <p>2023: Signed with Kansas City on a Minor League deal on 1/11/2023, appeared in 13 Cactus League games with the Royals and hit .343 with a 1.007 OPS, traded to San Francisco on March 30 in exchange for cash considerations ... appeared in 4 games with SF and 30 with Sacramento (AAA), hit .272 with 23 RBI and a .853 OPS in Triple-A ... DFA'd by the Giants on 5/30, elected free agency on 6/6 and signed back with Kansas City on 6/12 ... played 3 games with OMA, caught selected 6/18 and played 3 games with the Royals, went on the 7-day concussion injured list 6/23, sent to AAA on rehab 7/19.</p> <p>2022: Traded from the Dodgers to the Padres on March 23 and spent the season with San Diego, appearing in 20 games in the Majors, made his third consecutive Opening Day roster, his first with San Diego, also played 35 games with El Paso (AAA) ... the majority of his season was spent dealing with a left shoulder impingement.</p> <p>2019-2021: Played 240 games for the Los Angeles Dodgers, including 120 in 21 ... played 15 playoff games for the Dodgers as well, on the 2020 World Series roster, did not play.</p> <p><b>HIT STREAK:</b></p>	<p>H 3 (18x) Last: 7/6/23 @ ACL Cubs</p> <p>R 4 8/17/22 vs. San Antonio</p> <p>HR 2 (5x) Last: 8/11/22 @ Arkansas</p> <p>RBI 7 7/6/23 @ ACL Cubs</p> <p>BB 3 (3x) Last: 7/6/23 @ ACL Cubs</p> <p>SB 2 (2x) Last: 5/26/22 @ Pensacola</p> <p>H 5 8/29/15 @ South Bend</p> <p>R 4 5/25/22 vs. Sugar Land</p> <p>HR 2 5/7/16 @ High Desert</p> <p>RBI 7 5/2/21 @ MILWAUKEE</p> <p>BB 3 (2x) Last: 8/25/16 vs. Lake Elsinore</p> <p>SB 1 (20x) Last: 8/21/21 vs. NEW YORK (NL)</p>
<b>45</b> <b>MATT BEATY</b> <b>INFILDER</b> • L/R • 6'0" • 220 • 4/28/1993 (30) <i>Signed 6/12/2023 as a Minor League Free Agent</i> <i>Drafted by Los Angeles (NL) — 2015, 12th Round</i> Born: Snellville, Georgia • Resides: Litchfield Park, Arizona	<p>2023: Has hits in 25 of his last 34 games, after collecting hits in just 10 of his first 24 ... hit pinch-hit 2-run double in win on 4/14 and had 3 RBI off the bench in comeback win, OMA's only pinch hit of the year ... 3-for-3, 2 RBI on his birthday, 5/6 vs. LOU ... hit .367 with a 1.006 OPS over 17 games in June.</p> <p>2022: Spent the entire season with NW Arkansas (AA) and reached base in 90 of 109 games (82.5%), reached base multiple times in team-best 36 games ... 1st on team with 33 multi-hit games ... hit two grand slams: on 4/23 @ FLO &amp; 5/12 vs. WCH, reached base at least twice in seven straight games from 7/16 to 7/26.</p> <p>2021: Began his professional career splitting the year between Columbia (A) and Quad Cities (A+), 380 OBP ranked fourth among qualified Royals Minor Leaguers.</p> <p><b>HIT STREAK:</b></p>	<p>H 3 (18x) Last: 5/6/23 vs. Louisville</p> <p>R 3 (6x) Last: 4/8/23 vs. Toledo</p> <p>HR 2 8/10/21 vs. Beloit</p> <p>RBI 5 6/24/21 @ Beloit</p> <p>BB 3 (3x) Last: 9/3/22 @ Tulsa</p> <p>SB 3 7/9/22 vs. Tulsa</p> <p>H 4 (7x) Last: 4/4/19 @ Albuquerque</p> <p>R 4 6/26/16 @ Grand Junction</p> <p>HR 3 6/28/13 vs. Orem</p> <p>RBI 7 6/28/13 vs. Orem</p> <p>BB 3 7/18/11 @ DSL Padres</p> <p>SB 3 6/21/10 vs. DSL Diamondbacks</p> <p>H 4 (5x) Last: 8/18/17 vs. Asheville</p> <p>R 4 6/26/16 @ Grand Junction</p> <p>HR 2 7/19/19 @ Amarillo</p> <p>RBI 5 7/17/22 @ Rochester</p> <p>BB 3 (6x) Last: 6/17/23 vs. Columbus</p> <p>SB 2 (2x) Last: 6/6/23 @ Indianapolis</p> <p>H 6 6/23/19 vs. Billings</p> <p>R 4 5/25/19 vs. Missoula</p> <p>HR 2 6/26/22 vs. Columbus</p> <p>RBI 4 (3x) Last: 6/28/22 @ St. Paul</p> <p>BB 3 (2x) Last: 6/20/23 @ Rochester</p> <p>SB 3 (2x) Last: 8/8/21 @ Arkansas</p> <p>H 4 (8x) Last: 9/3/22 @ DETROIT</p> <p>R 3 (21x) Last: 6/17/23 vs. Columbus</p> <p>HR 2 (3x) Last: 6/17/23 vs. Columbus</p> <p>RBI 4 (6x) Last: 6/22/22 vs. Columbus</p> <p>BB 4 7/29/18 @ Ogden</p> <p>SB 3 (2x) Last: 5/26/23 @ St. Paul</p> <p>H 4 (2x) Last: 5/30/23 vs. Memphis</p> <p>R 4 (2x) Last: 7/19/22 @ Corpus Christi</p> <p>R 2 (2x) Last: 6/17/22 @ Amarillo</p> <p>RBI 6 6/22/21 vs. Beloit</p> <p>BB 3 (7x) Last: 7/22/23 vs. St. Paul</p> <p>SB 1 (19x) Last: 6/28/23 vs. Iowa</p> <p>H 4 (11x) Last: 4/25/19 vs. Buffalo</p> <p>R 4 (2x) Last: 5/8/11 @ Bowie</p> <p>HR 2 (2x) Last: 9/29/19 @ NEW YORK (NL)</p> <p>RBI 5 5/5/13 @ PHILADELPHIA</p> <p>BB 3 (3x) Last: 8/14/12 @ Albuquerque</p> <p>SB 2 (3x) Last: 4/29/12 vs. Tacoma</p> <p>H 4 (4x) Last: 5/25/22 @ Louisville</p> <p>R 4 8/21/19 vs. Salem</p> <p>HR 3 8/22/19 vs. Salem</p> <p>RBI 5 (2x) Last: 8/24/21 vs. Springfield</p> <p>BB 3 (3x) Last: 6/20/19 vs. Frederick</p> <p>SB 3 (5x) Last: 4/22/22 @ Memphis</p> <p>H 5 8/12/21 vs. South Bend</p> <p>R 4 (3x) Last: 7/6/23 @ ACL Cubs</p> <p>RBI 1 (37x) Last: 7/6/23 @ ACL Cubs</p> <p>BB 3 4/22/22 @ Frisco</p> <p>BB 3 (4x) Last: 8/5/22 vs. Tulsa</p> <p>SB 2 (2x) Last: 6/10/22 @ Tulsa</p> <p>H 5 6/9/17 vs. Burlington</p> <p>R 5 (2x) Last: 5/8/22 @ Omaha</p> <p>HR 2 (5x) Last: 5/7/23 @ Omaha</p> <p>RBI 5 4/30/23 vs. Syracuse</p> <p>BB 3 5/7/22 vs. Columbus</p> <p>SB 3 (2x) Last: 8/8/21 @ Arkansas</p> <p>H 4 8/6/19 @ Johnson City</p> <p>R 3 (5x) Last: 7/15/23 vs. Indianapolis</p> <p>HR 2 (3x) Last: 4/5/23 vs. Toledo</p> <p>RBI 4 (2x) Last: 8/10/21 vs. Beloit</p> <p>BB 3 (8x) Last: 6/14/23 vs. Columbus</p> <p>SB 1 (2x) Last: 6/18/23 vs. Columbus</p> <p>H 4 (4x) Last: 6/18/23 vs. Columbus</p> <p>R 5 4/18/23 vs. Amarillo</p> <p>HR 3 4/18/23 vs. Amarillo</p> <p>RBI 6 4/18/23 vs. Amarillo</p> <p>BB 3 (3x) Last: 9/10/22 @ Wichita</p> <p>SB 3 8/22/21 @ South Bend</p> <p>H 4 (4x) Last: 6/15/22 @ Lehigh Valley</p> <p>R 4 6/8/21 @ Portland</p> <p>HR 2 (4x) Last: 6/21/22 vs. St. Paul</p> <p>RBI 5 (2x) Last: 6/21/22 vs. St. Paul</p> <p>BB 4 4/16/22 @ Rochester</p> <p>SB 4 (3x) Last: 7/6/23 @ Gwinnett</p>
<b>3</b> <b>TUCKER BRADLEY</b> <b>OUTFIELDER</b> • L/L • 6'0" • 195 • 5/6/1998 (24) <i>Signed 6/23/2021 as an Undrafted Free Agent (Georgia)</i> Born/Resides: Chickamauga, Georgia	<p>2023: Has hits in 25 of his last 34 games, after collecting hits in just 10 of his first 24 ... hit pinch-hit 2-run double in win on 4/14 and had 3 RBI off the bench in comeback win, OMA's only pinch hit of the year ... 3-for-3, 2 RBI on his birthday, 5/6 vs. LOU ... hit .367 with a 1.006 OPS over 17 games in June.</p> <p>2022: Spent the entire season with NW Arkansas (AA) and reached base in 90 of 109 games (82.5%), reached base multiple times in team-best 36 games ... 1st on team with 33 multi-hit games ... hit two grand slams: on 4/23 @ FLO &amp; 5/12 vs. WCH, reached base at least twice in seven straight games from 7/16 to 7/26.</p> <p>2021: Began his professional career splitting the year between Columbia (A) and Quad Cities (A+), 380 OBP ranked fourth among qualified Royals Minor Leaguers.</p> <p><b>HIT STREAK:</b></p>	<p>H 3 (18x) Last: 5/6/23 vs. Louisville</p> <p>R 3 (6x) Last: 4/8/23 vs. Toledo</p> <p>HR 2 8/10/21 vs. Beloit</p> <p>RBI 5 6/24/21 @ Beloit</p> <p>BB 3 (3x) Last: 9/3/22 @ Tulsa</p> <p>SB 3 7/9/22 vs. Tulsa</p> <p>H 4 (7x) Last: 4/4/19 @ Albuquerque</p> <p>R 4 6/26/16 @ Grand Junction</p> <p>HR 3 6/28/13 vs. Orem</p> <p>RBI 7 6/28/13 vs. Orem</p> <p>BB 3 7/18/11 @ DSL Padres</p> <p>SB 3 6/21/10 vs. DSL Diamondbacks</p> <p>H 4 (5x) Last: 8/18/17 vs. Asheville</p> <p>R 4 6/26/16 @ Grand Junction</p> <p>HR 2 7/19/19 @ Amarillo</p> <p>RBI 5 7/17/22 @ Rochester</p> <p>BB 3 (6x) Last: 6/17/23 vs. Columbus</p> <p>SB 2 (2x) Last: 6/6/23 @ Indianapolis</p> <p>H 6 6/23/19 vs. Billings</p> <p>R 4 5/25/19 vs. Missoula</p> <p>HR 2 6/26/22 vs. Columbus</p> <p>RBI 4 (3x) Last: 6/28/22 @ St. Paul</p> <p>BB 3 (2x) Last: 6/20/23 @ Rochester</p> <p>SB 3 (2x) Last: 8/8/21 @ Arkansas</p> <p>H 4 (8x) Last: 9/3/22 @ DETROIT</p> <p>R 3 (21x) Last: 6/17/23 vs. Columbus</p> <p>HR 2 (3x) Last: 6/17/23 vs. Columbus</p> <p>RBI 4 (6x) Last: 6/22/22 vs. Columbus</p> <p>BB 4 7/29/18 @ Ogden</p> <p>SB 3 (2x) Last: 5/26/23 @ St. Paul</p> <p>H 4 (2x) Last: 5/30/23 vs. Memphis</p> <p>R 4 (2x) Last: 7/19/22 @ Corpus Christi</p> <p>R 2 (2x) Last: 6/17/22 @ Amarillo</p> <p>RBI 6 6/22/21 vs. Beloit</p> <p>BB 3 (7x) Last: 7/22/23 vs. St. Paul</p> <p>SB 1 (19x) Last: 6/28/23 vs. Iowa</p> <p>H 4 (11x) Last: 4/25/19 vs. Buffalo</p> <p>R 4 (2x) Last: 5/8/11 @ Bowie</p> <p>HR 2 (2x) Last: 9/29/19 @ NEW YORK (NL)</p> <p>RBI 5 5/5/13 @ PHILADELPHIA</p> <p>BB 3 (3x) Last: 8/14/12 @ Albuquerque</p> <p>SB 2 (3x) Last: 4/29/12 vs. Tacoma</p> <p>H 4 (4x) Last: 5/25/22 @ Louisville</p> <p>R 4 8/21/19 vs. Salem</p> <p>HR 3 8/22/19 vs. Salem</p> <p>RBI 5 (2x) Last: 8/24/21 vs. Springfield</p> <p>BB 3 (3x) Last: 6/20/19 vs. Frederick</p> <p>SB 3 (5x) Last: 4/22/22 @ Memphis</p> <p>H 5 8/12/21 vs. South Bend</p> <p>R 4 (3x) Last: 7/6/23 @ ACL Cubs</p> <p>RBI 1 (37x) Last: 7/6/23 @ ACL Cubs</p> <p>BB 3 4/22/22 @ Frisco</p> <p>BB 3 (4x) Last: 8/5/22 vs. Tulsa</p> <p>SB 2 (2x) Last: 6/10/22 @ Tulsa</p> <p>H 5 6/9/17 vs. Burlington</p> <p>R 5 (2x) Last: 5/8/22 @ Omaha</p> <p>HR 2 (5x) Last: 5/7/23 @ Omaha</p> <p>RBI 5 4/30/23 vs. Syracuse</p> <p>BB 3 5/7/22 vs. Columbus</p> <p>SB 3 (2x) Last: 8/8/21 @ Arkansas</p> <p>H 4 8/6/19 @ Johnson City</p> <p>R 3 (5x) Last: 7/15/23 vs. Indianapolis</p> <p>HR 2 (3x) Last: 4/5/23 vs. Toledo</p> <p>RBI 4 (2x) Last: 8/10/21 vs. Beloit</p> <p>BB 3 (8x) Last: 6/14/23 vs. Columbus</p> <p>SB 1 (2x) Last: 6/18/23 vs. Columbus</p> <p>H 4 (4x) Last: 6/18/23 vs. Columbus</p> <p>R 5 4/18/23 vs. Amarillo</p> <p>HR 3 4/18/23 vs. Amarillo</p> <p>RBI 6 4/18/23 vs. Amarillo</p> <p>BB 3 (3x) Last: 9/10/22 @ Wichita</p> <p>SB 3 8/22/21 @ South Bend</p> <p>H 4 (4x) Last: 6/15/22 @ Lehigh Valley</p> <p>R 4 6/8/21 @ Portland</p> <p>HR 2 (4x) Last: 6/21/22 vs. St. Paul</p> <p>RBI 5 (2x) Last: 6/21/22 vs. St. Paul</p> <p>BB 4 4/16/22 @ Rochester</p> <p>SB 4 (3x) Last: 7/6/23 @ Gwinnett</p>
<b>60</b> <b>JOSÉ BRICEÑO</b> <b>CATCHER</b> • R/R • 6'3" • 230 • 9/19/1993 (30) <i>Signed 1/18/2023 as a Minor League Free Agent</i> <i>Originally signed 4/29/2010 with Colorado (Intl. F.A.)</i> Born: Caracas, Venezuela • Resides: Mesa, Arizona	<p>2023: Has hits in 40 of 67 games ... has made at least 5 starts at all 4 infield positions: 1B (9), 2B (7), 3B 5 and SS (42) ... this season in his 13th in the Royals organization, all in the minors, with 870 games played (206 in Triple-A) ... hitting a team-best .485 (16-for-33) in July, with 5161 OBP, .788 SLG, 1.302 OPS.</p> <p>2022: In his 11th year as a member of the Royals organization, began the year with OMA, but assigned to NW Arkansas (AA) on 8/9 and finished the season with the Royals on 9/9 ... slashed .218/.318/.316 (38-for-174) with 14 HR and 14 RBI, played 36 games in 11 different positions (1B, 2B, 3B, SS, LF &amp; RF) ... made at least 10 starts at 2B, 3B, 150.2 innings) and 1B (115.0 innings) ... snapped a 0-for-27 stretch with Nationals on 8/21 vs. San Antonio ... 15-for-67, over last 20 games after hitting streak ended ... played 800th MLB game (all in Royals system) on 9/15 vs. FSC, entered as defensive replacement.</p> <p>2011-2023: Played 803 games in the Royals' minor league system, slashing .232/.311/.312 (606-for-2610), with 29 HR and 271 RBI ... 2013 Dominican Royals Player of the Year ... 143 games with Omaha between 2021 and 2023, hitting .226 over 80 games in 2021 after an early-season promotion from Double-A.</p> <p><b>HIT STREAK:</b></p>	<p>H 3 (18x) Last: 5/6/23 vs. Louisville</p> <p>R 3 (6x) Last: 4/8/23 vs. Toledo</p> <p>HR 2 8/10/21 vs. Beloit</p> <p>RBI 5 6/24/21 @ Beloit</p> <p>BB 3 (3x) Last: 9/3/22 @ Tulsa</p> <p>SB 3 7/9/22 vs. Tulsa</p> <p>H 4 (7x) Last: 4/4/19 @ Albuquerque</p> <p>R 4 6/26/16 @ Grand Junction</p> <p>HR 3 6/28/13 vs. Orem</p> <p>RBI 7 6/28/13 vs. Orem</p> <p>BB 3 7/18/11 @ DSL Padres</p> <p>SB 3 6/21/10 vs. DSL Diamondbacks</p> <p>H 4 (5x) Last: 8/18/17 vs. Asheville</p> <p>R 4 6/26/16 @ Grand Junction</p> <p>HR 2 7/19/19 @ Amarillo</p> <p>RBI 5 7/17/22 @ Rochester</p> <p>BB 3 (6x) Last: 6/17/23 vs. Columbus</p> <p>SB 2 (2x) Last: 6/6/23 @ Indianapolis</p> <p>H 6 6/23/19 vs. Billings</p> <p>R 4 5/25/19 vs. Missoula</p> <p>HR 2 6/26/22 vs. Columbus</p> <p>RBI 4 (3x) Last: 6/28/22 @ St. Paul</p> <p>BB 3 (2x) Last: 6/20/23 @ Rochester</p> <p>SB 3 (2x) Last: 8/8/21 @ Arkansas</p> <p>H 4 (8x) Last: 9/3/22 @ DETROIT</p> <p>R 3 (21x) Last: 6/17/23 vs. Columbus</p> <p>HR 2 (3x) Last: 6/17/23 vs. Columbus</p> <p>RBI 4 (6x) Last: 6/22/22 vs. Columbus</p> <p>BB 4 7/29/18 @ Ogden</p> <p>SB 3 (2x) Last: 5/26/23 @ St. Paul</p> <p>H 4 (2x) Last: 5/30/23 vs. Memphis</p> <p>R 4 (2x) Last: 7/19/22 @ Corpus Christi</p> <p>R 2 (2x) Last: 6/17/22 @ Amarillo</p> <p>RBI 6 6/22/21 vs. Beloit</p> <p>BB 3 (7x) Last: 7/22/23 vs. St. Paul</p> <p>SB 1 (19x) Last: 6/28/23 vs. Iowa</p> <p>H 4 (11x) Last: 4/25/19 vs. Buffalo</p> <p>R 4 (2x) Last: 5/8/11 @ Bowie</p> <p>HR 2 (2x) Last: 9/29/19 @ NEW YORK (NL)</p> <p>RBI 5 5/5/13 @ PHILADELPHIA</p> <p>BB 3 (3x) Last: 8/14/12 @ Albuquerque</p> <p>SB 2 (3x) Last: 4/29/12 vs. Tacoma</p> <p>H 4 (4x) Last: 5/25/22 @ Louisville</p> <p>R 4 8/21/19 vs. Salem</p> <p>HR 3 8/22/19 vs. Salem</p> <p>RBI 5 (2x) Last: 8/24/21 vs. Springfield</p> <p>BB 3 (3x) Last: 6/20/19 vs. Frederick</p> <p>SB 3 (5x) Last: 4/22/22 @ Memphis</p> <p>H 5 8/12/21 vs. South Bend</p> <p>R 4 (3x) Last: 7/6/23 @ ACL Cubs</p> <p>RBI 1 (37x) Last: 7/6/23 @ ACL Cubs</p> <p>BB 3 4/22/22 @ Frisco</p> <p>BB 3 (4x) Last: 8/5/22 vs. Tulsa</p> <p>SB 2 (2x) Last: 6/10/22 @ Tulsa</p> <p>H 5 6/9/17 vs. Burlington</p> <p>R 5 (2x) Last: 5/8/22 @ Omaha</p> <p>HR 2 (5x) Last: 5/7/23 @ Omaha</p> <p>RBI 5 4/30/23 vs. Syracuse</p> <p>BB 3 5/7/22 vs. Columbus</p> <p>SB 3 (2x) Last: 8/8/21 @ Arkansas</p> <p>H 4 8/6/19 @ Johnson City</p> <p>R 3 (5x) Last: 7/15/23 vs. Indianapolis</p> <p>HR 2 (3x) Last: 4/5/23 vs. Toledo</p> <p>RBI 4 (2x) Last: 8/10/21 vs. Beloit</p> <p>BB 3 (8x) Last: 6/14/23 vs. Columbus</p> <p>SB 1 (2x) Last: 6/18/23 vs. Columbus</p> <p>H 4 (4x) Last: 6/18/23 vs. Columbus</p> <p>R 5 4/18/23 vs. Amarillo</p> <p>HR 3 4/18/23 vs. Amarillo</p> <p>RBI 6 4/18/23 vs. Amarillo</p> <p>BB 3 (3x) Last: 9/10/22 @ Wichita</p> <p>SB 3 8/22/21 @ South Bend</p> <p>H 4 (4x) Last: 6/15/22 @ Lehigh Valley</p> <p>R 4 6/8/21 @ Portland</p> <p>HR 2 (4x) Last: 6/21/22 vs. St. Paul</p> <p>RBI 5 (2x) Last: 6/21/22 vs. St. Paul</p> <p>BB 4 4/16/22 @ Rochester</p> <p>SB 4 (3x) Last: 7/6/23 @ Gwinnett</p>
<b>17</b> <b>ANGELO CASTELLANO</b> <b>INFILDER</b> • R/R • 6'0" • 165 • 5/13/1995 (28) <i>Signed 7/16/2011 as an International Free Agent</i> Born/Resides: San Diego, Venezuela	<p>2023: Has hits in 40 of 67 games ... has made at least 5 starts at all 4 infield positions: 1B (9), 2B (7), 3B 5 and SS (42) ... this season in his 13th in the Royals organization, all in the minors, with 870 games played (206 in Triple-A) ... hitting a team-best .485 (16-for-33) in July, with 5161 OBP, .788 SLG, 1.302 OPS.</p> <p>2022: In his 11th year as a member of the Royals organization, began the year with OMA, but assigned to NW Arkansas (AA) on 8/9 and finished the season with the Royals on 9/9 ... slashed .218/.318/.316 (38-for-174) with 14 HR and 14 RBI, played 36 games in 11 different positions (1B, 2B, 3B, SS, LF &amp; RF) ... made at least 10 starts at 2B, 3B, 150.2 innings) and 1B (115.0 innings) ... snapped a 0-for-27 stretch with Nationals on 8/21 vs. San Antonio ... 15-for-67, over last 20 games after hitting streak ended ... played 800th MLB game (all in Royals system) on 9/15 vs. FSC, entered as defensive replacement.</p> <p>2011-2023: Played 803 games in the Royals' minor league system, slashing .232/.311/.312 (606-for-2610), with 29 HR and 271 RBI ... 2013 Dominican Royals Player of the Year ... 143 games with Omaha between 2021 and 2023, hitting .226 over 80 games in 2021 after an early-season promotion from Double-A.</p> <p><b>HIT STREAK:</b></p>	<p>H 3 (18x) Last: 5/6/23 vs. Louisville</p> <p>R 3 (6x) Last: 4/8/23 vs. Toledo</p> <p>HR 2 8/10/21 vs. Beloit</p> <p>RBI 5 6/24/21 @ Beloit</p> <p>BB 3 (3x) Last: 9/3/22 @ Tulsa</p> <p>SB 3 7/9/22 vs. Tulsa</p> <p>H 4 (7x) Last: 4/4/19 @ Albuquerque</p> <p>R 4 6/26/16 @ Grand Junction</p> <p>HR 3 6/28/13 vs. Orem</p> <p>RBI 7 6/28/13 vs. Orem</p> <p>BB 3 7/18/11 @ DSL Padres</p> <p>SB 3 6/21/10 vs. DSL Diamondbacks</p> <p>H 4 (5x) Last: 8/18/17 vs. Asheville</p> <p>R 4 6/26/16 @ Grand Junction</p> <p>HR 2 7/19/19 @ Amarillo</p> <p>RBI 5 7/17/22 @ Rochester</p> <p>BB 3 (6x) Last: 6/17/23 vs. Columbus</p> <p>SB 2 (2x) Last: 6/6/23 @ Indianapolis</p> <p>H 6 6/23/19 vs. Billings</p> <p>R 4 5/25/19 vs. Missoula</p> <p>HR 2 6/26/22 vs. Columbus</p> <p>RBI 4 (3x) Last: 6/28/22 @ St. Paul</p> <p>BB 3 (2x) Last: 6/20/23 @ Rochester</p> <p>SB 3 (2x) Last: 8/8/21 @ Arkansas</p> <p>H 4 (8x) Last: 9/3/22 @ DETROIT</p> <p>R 3 (21x) Last: 6/17/23 vs. Columbus</p> <p>HR 2 (3x) Last: 6/17/23 vs. Columbus</p> <p>RBI 4 (6x) Last: 6/22/22 vs. Columbus</p> <p>BB 4 7/29/18 @ Ogden</p> <p>SB 3 (2x) Last: 5/26/23 @ St. Paul</p> <p>H 4 (2x) Last: 5/30/23 vs. Memphis</p> <p>R 4 (2x) Last: 7/19/22 @ Corpus Christi</p> <p>R 2 (2x) Last: 6/17/22 @ Amarillo</p> <p>RBI 6 6/22/21 vs. Beloit</p> <p>BB 3 (7x) Last: 7/22/23 vs. St. Paul</p> <p>SB 1 (19x) Last: 6/28/23 vs. Iowa</p> <p>H 4 (11x) Last: 4/25/19 vs. Buffalo</p> <p>R 4 (2x) Last: 5/8/11 @ Bowie</p> <p>HR 2 (2x) Last: 9/29/19 @ NEW YORK (NL)</p> <p>RBI 5 5/5/13 @ PHILADELPHIA</p> <p>BB 3 (3x) Last: 8/14/12 @ Albuquerque</p> <p>SB 2 (3x) Last: 4/29/12 vs. Tacoma</p> <p>H 4 (4x) Last: 5/25/22 @ Louisville</p> <p>R 4 8/21/19 vs. Salem</p> <p>HR 3 8/22/19 vs. Salem</p> <p>RBI 5 (2x) Last: 8/24/21 vs. Springfield</p> <p>BB 3 (3x) Last: 6/20/19 vs. Frederick</p> <p>SB 3 (5x) Last: 4/22/22 @ Memphis</p> <p>H 5 8/12/21 vs. South Bend</p> <p>R 4 (3x) Last: 7/6/23 @ ACL Cubs</p> <p>RBI 1 (37x) Last: 7/6/23 @ ACL Cubs</p> <p>BB 3 4/22/22 @ Frisco</p> <p>BB 3 (4x) Last: 8/5/22 vs. Tulsa</p> <p>SB 2 (2x) Last: 6/10/22 @ Tulsa</p> <p>H 5 6/9/17 vs. Burlington</p> <p>R 5 (2x) Last: 5/8/22 @ Omaha</p> <p>HR 2 (5x) Last: 5/7/23 @ Omaha</p> <p>RBI 5 4/30/23 vs. Syracuse</p> <p>BB 3 5/7/22 vs. Columbus</p> <p>SB 3 (2x) Last: 8/8/21 @ Arkansas</p> <p>H 4 8/6/19 @ Johnson City</p> <p>R 3 (5x) Last: 7/15/23 vs. Indianapolis</p> <p>HR 2 (3x) Last: 4/5/23 vs. Toledo</p> <p>RBI 4 (2x) Last: 8/10/21 vs. Beloit</p> <p>BB 3 (8x) Last: 6/14/23 vs. Columbus</p> <p>SB 1 (2x) Last: 6/18/23 vs. Columbus</p> <p>H 4 (4x) Last: 6/18/23 vs. Columbus</p> <p>R 5 4/18/23 vs. Amarillo</p> <p>HR 3 4/18/23 vs. Amarillo</p> <p>RBI 6 4/18/23 vs. Amarillo</p> <p>BB 3 (3x) Last: 9/10/22 @ Wichita</p> <p>SB 3 8/22/21 @ South Bend</p> <p>H 4 (4x) Last: 6/15/22 @ Lehigh Valley</p> <p>R 4 6/8/21 @ Portland</p> <p>HR 2 (4x) Last: 6/21/22 vs. St. Paul</p> <p>RBI 5 (2x) Last: 6/21/22 vs. St. Paul</p> <p>BB 4 4/16/22 @ Rochester</p> <p>SB 4 (3x) Last: 7/6/23 @ Gwinnett</p>
<b>6</b> <b>CLAY DUNGAN</b> <b>INFILDER</b> • L/R • 6'1" • 195 • 6/2/1996 (27) <i>2019 MLB Draft — Round 9 (Indiana State)</i> Born: Muncie, Indiana • Resides: Alexandria, Indiana	<p>2023: Has hits in 40 of 67 games ... has made at least 5 starts at all 4 infield positions: 1B (9), 2B (7), 3B 5 and SS (42) ... this season in his 13th in the Royals organization, all in the minors, with 870 games played (206 in Triple-A) ... hitting a team-best .485 (16-for-33) in July, with 5161 OBP, .788 SLG, 1.302 OPS.</p> <p>2022: In his 11th year as a member of the Royals organization, began the year with OMA, but assigned to NW Arkansas (AA) on 8/9 and finished the season with the Royals on 9/9 ... slashed .218/.318/.316 (38-for-174) with 14 HR and 14 RBI, played 36 games in 11 different positions (1B, 2B, 3B, SS, LF &amp; RF) ... made at least 10 starts at 2B, 3B, 150.2 innings) and 1B (115.0 innings) ... snapped a 0-for-27 stretch with Nationals on 8/21 vs. San Antonio ... 15-for-67, over last 20 games after hitting streak ended ... played 800th MLB game (all in Royals system) on 9/15 vs. FSC, entered as defensive replacement.</p> <p>2011-2023: Played 803 games in the Royals' minor league system, slashing .232/.311/.312 (606-for-2610), with 29 HR and 271 RBI ... 2013 Dominican Royals Player of the Year ... 143 games with Omaha between 2021 and 2023, hitting .226 over 80 games in 2021 after an early-season promotion from Double-A.</p> <p><b>HIT STREAK:</b></p>	<p>H 3 (18x) Last: 5/6/23 vs. Louisville</p> <p>R 3 (6x) Last: 4/8/23 vs. Toledo</p> <p>HR 2 8/10/21 vs. Beloit</p> <p>RBI 5 6/24/21 @ Beloit</p> <p>BB 3 (3x) Last: 9/3/22 @ Tulsa</p> <p>SB 3 7/9/22 vs. Tulsa</p> <p>H 4 (7x) Last: 4/4/19 @ Albuquerque</p> <p>R 4 6/26/16 @ Grand Junction</p> <p>HR 3 6/28/13 vs. Orem</p> <p>RBI 7 6/28/13 vs. Orem</p> <p>BB 3 7/18/11 @ DSL Padres</p> <p>SB 3 6/21/10 vs. DSL Diamondbacks</p> <p>H 4 (5x) Last: 8/18/17 vs. Asheville</p> <p>R 4 6/26/16 @ Grand Junction</p> <p>HR 2 7/19/19 @ Amarillo</p> <p>RBI 5 7/17/22 @ Rochester</p> <p>BB 3 (6x) Last: 6/17/23 vs. Columbus</p> <p>SB 2 (2x) Last: 6/6/23 @ Indianapolis</p> <p>H 6 6/23/19 vs. Billings</p> <p>R 4 5/25/19 vs. Missoula</p> <p>HR 2 6/26/22 vs. Columbus</p> <p>RBI 4 (3x) Last: 6/28/22 @ St. Paul</p> <p>BB 3 (2x) Last: 6/20/23 @ Rochester</p> <p>SB 3 (2x) Last: 8/8/21 @ Arkansas</p> <p>H 4 (8x) Last: 9/3/22 @ DETROIT</p> <p>R 3 (21x) Last: 6/17/23 vs. Columbus</p> <p>HR 2 (3x) Last: 6/17/23 vs. Columbus</p> <p>RBI 4 (6x) Last: 6/22/22 vs. Columbus</p> <p>BB 4 7/29/18 @ Ogden</p> <p>SB 3 (2x) Last: 5/26/23 @ St. Paul</p> <p>H 4 (2x) Last: 5/30/23 vs. Memphis</p> <p>R 4 (2x) Last: 7/19/22 @ Corpus Christi</p> <p>R 2 (2x) Last: 6/17/22 @ Amarillo</p> <p>RBI 6 6/22/21 vs. Beloit</p> <p>BB 3 (7x) Last: 7/22/23 vs. St. Paul</p> <p>SB 1 (19x) Last: 6/28/23 vs. Iowa</p> <p>H 4 (11x) Last: 4/25/19 vs. Buffalo</p> <p>R 4 (2x) Last: 5/8/11 @ Bowie</p> <p>HR 2 (2x) Last: 9/29/19 @ NEW YORK (NL)</p> <p>RBI 5 5/5/13 @ PHILADELPHIA</p> <p>BB 3 (3x) Last: 8/14/12 @ Albuquerque</p> <p>SB 2</p>

SO NICE, THEY DID IT TWICE (OR MORE)	MULTI-HIT GAMES					MULTI-RUN GAMES					MULTI-RBI GAMES					MULTI-BB GAMES					MULTI-K GAMES					MULTI-SB GAMES				
	2	3	4	5+	T	2	3	4	5+	T	2	3	4	5+	T	2	3	4	5+	T	2	3	4	5+	T	2	3	4	5+	T
19 Alexander, CJ	6	3	-	-	9	6	1	-	-	7	4	1	1	-	6	1	-	-	-	1	15	1	-	-	16	-	-	-	-	-
45 Beaty, Matt	2	-	-	-	2	1	-	-	-	1	2	-	-	-	2	1	-	-	-	1	1	-	-	-	1	-	-	-	-	-
3 Bradley, Tucker	12	2	-	-	14	6	1	-	-	7	3	4	-	-	7	7	-	-	-	7	4	-	1	-	5	4	-	-	-	4
60 Briceño, José	1	-	-	-	1	-	-	-	-	-	-	-	-	-	-	-	-	-	-	-	1	1	-	-	2	-	-	-	-	-
17 Castellano, Angelo	8	3	-	-	11	7	-	-	-	7	6	2	-	-	8	4	2	-	-	6	6	1	-	-	7	1	-	-	-	1
6 Dungan, Clay	5	2	-	-	7	2	1	-	-	3	2	1	-	-	3	2	1	-	-	3	5	-	-	-	5	1	-	-	-	1
24 Eaton, Nate	10	3	-	-	13	3	2	-	-	5	5	-	-	-	5	1	-	-	-	1	9	2	-	-	11	1	1	-	-	2
28 Gentry, Tyler	15	1	1	-	17	3	2	-	-	5	6	4	1	1	12	6	2	-	-	8	13	7	-	-	20	-	-	-	-	-
11 Hechavarria, Adeiny	3	1	-	-	4	1	-	-	-	1	-	1	1	-	2	1	-	-	-	1	3	-	-	-	3	-	-	-	-	-
18 Hicklen, Brewer	8	2	-	-	10	8	1	-	-	9	3	2	-	-	5	4	-	-	-	4	13	2	-	-	15	-	-	-	-	-
13 Loftin, Nick	13	3	1	-	17	4	-	-	-	4	4	7	1	-	12	-	-	-	-	-	5	-	-	-	5	-	-	-	-	-
22 Palacios, Jermaine	3	-	-	-	3	-	-	-	-	-	3	-	-	-	3	-	-	-	-	-	3	1	1	-	5	-	-	-	-	-
14 Porter, Logan	14	3	-	-	17	6	1	-	-	7	9	1	-	-	10	6	4	-	-	10	14	5	-	-	19	-	-	-	-	-
7 Rave, John	4	1	1	-	6	3	-	-	-	3	2	2	-	-	4	2	1	-	-	3	4	2	-	-	6	-	-	-	-	-
0 Taylor, Samad	20	6	-	-	26	9	3	-	-	12	11	2	-	-	13	8	3	-	-	11	13	1	1	-	15	4	2	2	-	8
Blanco, Dairon	10	6	1	-	17	9	1	-	-	10	3	2	-	-	5	5	1	-	-	6	3	2	-	-	5	9	3	1	-	13
Camargo, Johan	5	-	-	-	5	-	-	-	-	-	1	-	-	-	1	3	-	-	-	3	1	-	-	-	1	-	-	-	-	-
Fermin, Freddy	1	1	1	-	3	3	1	-	-	4	1	1	-	-	1	3	2	1	-	3	2	-	-	-	2	-	-	-	-	-
Garcia, Maikel	4	1	-	-	5	2	-	-	-	2	2	2	-	-	4	3	1	-	-	4	2	1	-	-	3	-	-	-	-	-
Isbel, Kyle	3	-	-	-	3	1	-	-	-	1	1	1	-	-	2	1	-	-	-	1	1	-	-	-	1	-	-	-	-	-
Jenista, Greyson	-	-	-	-	-	-	-	-	-	-	-	-	-	-	-	-	-	-	-	-	2	-	-	-	2	-	-	-	-	-
Lopez, Nicky	1	-	-	-	1	-	-	-	-	-	-	-	-	-	-	1	-	-	-	1	-	-	-	-	-	-	-	-	-	-
Massey, Michael	-	-	-	-	-	1	-	-	-	1	-	-	-	-	-	-	-	-	-	-	1	-	-	-	1	-	-	-	-	-
Pratto, Nick	-	1	-	-	1	1	-	-	-	1	2	-	-	-	2	3	-	-	-	3	2	1	-	-	3	-	-	-	-	-
Reetz, Jakson	4	2	-	-	6	-	-	-	-	-	1	-	-	-	1	2	2	-	-	2	5	2	1	-	8	-	-	-	-	-
Reyes, Frammil	1	-	-	-	1	1	-	-	-	1	1	-	-	-	1	-	-	-	-	-	1	1	-	-	2	-	-	-	-	-
Wallace, Paxton	1	1	-	-	2	-	-	-	-	-	-	-	-	-	-	-	-	-	-	-	1	-	-	-	1	-	-	-	-	-
Waters, Drew	1	-	3	-	4	2	2	-	-	4	1	1	-	-	2	1	-	-	-	1	1	2	-	-	3	-	-	-	-	-
	155	42	8	0	205	79	16	0	0	95	73	34	4	3	114	64	16	0	0	80	129	34	4	0	167	20	6	3	0	29

### HITTING STREAKS

PLAYER	CURRENT	LONGEST	DATES/RESULTS							
			START	END	AVG	2B	3B	HR	RBI	OPS
19 Alexander, CJ	-	5	4/29	5/6	.278 (5-18)	1	0	0	3	.611
45 Beaty, Matt	-	2	6/15	6/17	.667 (4-6)	0	0	0	4	1.417
3 Bradley, Tucker	-	6 (3x)	7/5	7/18	.348 (8-23)	3	1	1	2	1.096
60 Briceño, José	-	2 (2x)	6/30	7/2	.286 (2-7)	0	0	0	1	.661
17 Castellano, Angelo	-	3 (4x)	7/4	7/6	.545 (6-11)	2	1	0	2	1.454
6 Dungan, Clay	5	6 (2x)	6/21	6/29	.318 (7-22)	0	0	0	1	.703
24 Eaton, Nate	4	7	5/28	6/4	.345 (10-29)	1	1	1	2	.939
28 Gentry, Tyler	-	5	4/5	4/9	.350 (7-20)	1	0	1	6	.967
11 Hechavarria, Adeiny	2	3 (2x)	7/5	7/7	.231 (3-13)	1	0	0	0	.594
18 Hicklen, Brewer	-	8	6/13	6/22	.375 (12-32)	4	0	1	6	1.023
13 Loftin, Nick	-	12	5/16	5/30	.417 (20-48)	4	0	3	18	1.170
22 Palacios, Jermaine	3	3	7/7	7/20	.364 (4-11)	0	0	2	4	1.294
14 Porter, Logan	2	9	6/20	7/2	.387 (12-31)	2	0	0	8	.965
7 Rave, John	-	9	6/13	6/25	.406 (13-32)	4	1	2	10	1.255
0 Taylor, Samad	4	11	6/1	6/15	.405 (15-37)	4	0	2	6	1.214

### ON-BASE STREAKS

PLAYER	CURRENT	LONGEST	DATES/RESULTS							
			START	END	AVG	2B	HR	BB	HBP	OBP
19 Alexander, CJ	-	7	5/11	5/19	.250 (7-28)	2	3	3	0	.313
45 Beaty, Matt	-	4	6/15	7/20	.333 (4-12)	0	0	3	1	.500
3 Bradley, Tucker	-	9	5/21	6/10	.344 (11-32)	3	1	7	0	.450
60 Briceño, José	-	5	6/18	7/2	.235 (4-17)	0	0	2	1	.350
17 Castellano, Angelo	-	9	4/1	4/19	.320 (8-25)	2	2	6	0	.438
6 Dungan, Clay	5	18	5/28	6/29	.316 (18-57)	1	0	14	1	.440
24 Eaton, Nate	4	7 (2x)	7/5	7/16	.259 (7-27)	1	2	3	0	.323
28 Gentry, Tyler	3	11	6/7	6/21	.233 (10-43)	4	2	7	1	.346
11 Hechavarria, Adeiny	2	3 (2x)	7/5	7/7	.231 (3-13)	1	0	1	0	.286
18 Hicklen, Brewer	6	16	6/8	6/30	.317 (20-63)	6	2	7	2	.397
13 Loftin, Nick	-	16	5/10	5/30	.349 (22-63)	5	3	10	0	.427
22 Palacios, Jermaine	-	3	7/7	7/20	.364 (4-11)	0	2	1	0	.385
14 Porter, Logan	3	30	5/24	7/5	.302 (32-106)	5	1	24	2	.433
7 Rave, John	-	20	6/13	7/9	.351 (26-74)	8	3	12	0	.437
0 Taylor, Samad	7	16	5/12	5/30	.302 (19-63)	6	2	12	2	.429

### PITCHES/PLATE APPEARANCE & PLATE APPEARANCE DEPTH

PLAYER	AVG. P/PA	TOTAL PA	TOTAL P	LONGEST PA (#)	DATE	INN.	PITCHER	RESULT
19 Alexander, CJ	3.94	193	761	9	7/21 vs. STP	▼ 3	Simeon Woods Richardson	Groundout (4-3)
45 Beaty, Matt	3.73	22	82	8	6/15 vs. COL	▼ 6	Cade Smith	Groundout (4-3)
3 Bradley, Tucker	3.87	211	816	10	4/29 @ NAS	▲ 3	Robert Stock	Groundout (4-3)
60 Briceño, José	3.49	37	129	7	6/21 @ ROC	▲ 2	Paolo Espino	Strikeout Swinging
17 Castellano, Angelo	4.02	241	969	10	4/18 vs. GWN	▼ 3	Michael Soroka	Strikeout Swinging
6 Dungan, Clay	4.03	156	629	10 (2x)	6/2 vs. MEM	▼ 10	Jake Walsh	Walk
24 Eaton, Nate	3.94	179	705	10 (2x)	7/5 @ GWN	▲ 9	Roel Ramirez	Groundout (5-3)
28 Gentry, Tyler	4.17	380	1,585	12	6/7 @ IND	▲ 9	Cody Bolton	Walk
11 Hechavarria, Adeiny	3.74	89	333	10	7/15 vs. IND	▼ 4	John O'Reilly	Walk
18 Hicklen, Brewer	3.82	218	833	10	6/3 vs. MEM	▼ 5	Zack Thompson	Strikeout Swinging
13 Loftin, Nick	3.41	223	760	9	7/15 vs. IND	▼ 7	Manuel Rodriguez	Popout, P3
22 Palacios, Jermaine	3.88	57	221	9	7/4 @ GWN	▲ 3	Nolan Kingham	Strikeout Swinging
14 Porter, Logan	4.05	316	1,279	9	6/15 vs. COL	▼ 6	Cade Smith	Strikeout Looking
7 Rave, John	4.24	121	513	8	7/5 @ GWN	▲ 1	Justus Sheffield	Strikeout Swinging
0 Taylor, Samad	4.10	331	1,356	9 (2x)	7/7 @ GWN	▲ 4	Jared Shuster	Groundout (6-3)
	3.95	2,774	10,971					

### PINCH-HITTING LOG (17)

#	DATE	INNING	PINCH HITTER	HITTING FOR	RESULT
1.	4/5 vs. Toledo	▼ 9	CJ Alexander	Angelo Castellano	Fielder's Choice (4-6)
2.	4/14 @ Iowa	▲ 8	Tucker Bradley	Angelo Castellano	2-RBI Double
3.	4/18 vs. Gwinnett	▼ 9	Tucker Bradley	Angelo Castellano	Strikeout Looking
4.	4/29 @ Nashville	▲ 8	Logan Porter	CJ Alexander	Strikeout Swinging
5.	5/7 vs. Louisville	▼ 9	CJ Alexander	Angelo Castellano	Groundout (4-3)
6.	5/10 @ Scranton/WB	▲ 8	CJ Alexander	Angelo Castellano	Strikeout Swinging
7.	5/12 @ Scranton/WB	▲ 8	Brewer Hicklen	Tucker Bradley	Flyout (F9)
8.	5/20 vs. Toledo	▼ 9	Tucker Bradley	Angelo Castellano	Strikeout Swinging
9.	5/27 @ St. Paul	▲ 7	Clay Dungan	Samad Taylor	Groundout, 6-3
10.	6/28 vs. Iowa	▼ 9	Paxton Wallace	Adeiny Hechavarria	Strikeout Swinging
11.	7/3 vs. Iowa	▼ 9	Angelo Castellano	Jermaine Palacios	Strikeout Swinging
12.	7/4 @ Gwinnett	▲ 8	Samad Taylor	José Briceño	Strikeout Looking
13.	7/6 @ Gwinnett	▲ 9	Brewer Hicklen	Angelo Castellano	Flyout (F9)
14.	7/20 vs. St. Paul	▼ 9	John Rave	Jermaine Palacios	Strikeout Looking
15.	7/20 vs. St. Paul	▼ 9	CJ Alexander	Angelo Castellano	Flyout (F7)
16.	7/21 vs. St. Paul	▼ 8	Nick Loftin	Tucker Bradley	Strikeout Swinging
17.	7/22 vs. St. Paul	▼ 8	Clay Dungan	José Briceño	RBI Single

Omaha Pinch Hitters: 2-for-17, 2B, 3 RBI, 9 K

Most-Used Pinch Hitter:  
CJ Alexander (4x)

Most Frequently Pinch-Hit For:  
Angelo Castellano (8x)

### PITCH TIMER VIOLATIONS CALLED ON OMAHA HITTERS (7)

DATE	INNING	UMPIRE	HITTER	COUNT AT CALL	BATTER RESULT (COUNT)
1. April 12 @ Iowa	▲ 9	Tom Hanahan	Samad Taylor (1)	0-1	Single (0-2)
2. June 3 vs. Memphis	▼ 8	Cody Clark	Johan Camargo (1)	0-0	Strikeout (0-2)
3. <b>June 6 @ Indianapolis</b>	<b>▲ 1</b>	<b>Lew Williams</b>	<b>Dairon Blanco (1)</b>	<b>0-2</b>	<b>Strikeout (0-3)</b>
4. June 20 @ Rochester	▲ 9	Steven Jaschinski	Tyler Gentry (1)	0-0	Strikeout (0-2)
5. June 24 @ Rochester	▲ 3	Chris Marco	José Briceño (1)	0-0	Strikeout (2-2)
6. June 24 @ Rochester	▲ 8	Chris Marco	Adeiny Hechavarria (1)	0-0	Walk (3-2)
7. July 15 vs. Indianapolis	▼ 1	Austin Jones	John Rave (1)	0-0	Strikeout (0-2)



## PITCHING

vs. Left-Handed Starter	13-16
vs. Right-Handed Starter	32-30
WITH Left-Handed Starter	23-22
WITH Right-Handed Starter	22-24
0-4 strikeouts	2-1
5-9 strikeouts	24-30
10+ strikeouts	19-15
0 runs of support	2-14
1-2 runs of support	11-19
3-4 runs of support	16-9
5-9 runs of support	13-4
10+ runs of support	2-0

## SCORING

1-Run Games	8-13
2-Run Games	9-5
3-4-Run Games	13-11
5+ Run Games	15-17
Extra Innings	2-2
Shutouts	2-1
Doubleheaders	1-1 (1 SPLIT)
Scoring 0-2 Runs	2-17
3-5 Runs	8-19
6-9 Runs	24-9
10+ Runs	11-1
Opponent 0-2 Runs	16-0
3-5 Runs	18-11
6-9 Runs	11-26
10+ Runs	0-9
Scored in 1st Inning	19-11
Opponent scored in 1st	19-18
Scores first	26-20
Opponent scores first	19-26

## HITTING

Omaha 0-5 hits	4-13
6-9 hits	11-20
10+ hits	30-13
Opponent 0-5 hits	9-3
6-9 hits	24-16
10+ hits	12-27
Out-hit opponent	32-11
Out-hit by opponent	9-31
Hits are tied	4-4
Hit 0 home runs	12-18
1 home run	15-19
2 home runs	8-6
3+ home runs	10-3
Opponent hit 0 home runs	18-6
1 home run	15-16
2 home runs	9-12
3+ home runs	3-12
Leave 0-5 runners on base	10-17
6-9 on base	27-20
10+ on base	8-9
Opponent leaves 0-5 runners on base	7-12
6-9 on base	23-28
10+ on base	15-6
Steals 0 bases	10-19
1 base	5-9
2 bases	13-10
3+ bases	17-8
Opponent steals 0 bases	19-19
1 base	16-12
2 bases	8-7
3+ bases	2-8

## FIELDING

Turned 0 double plays	17-17
1 double play	17-18
2 double plays	6-9
3+ double plays	5-2
Made 0 errors	31-16
1 error	9-22
2 errors	3-5
3+ errors	2-3
Opponent made 0 errors	19-24
1 error	15-14
2 errors	7-7
3+ errors	4-1

## TEAM HIGHS

LONGEST WIN STREAK *	11 Games	June 6 - June 18
LONGEST LOSING STREAK	5 Games (2x)	Last: July 2 - July 6
LONGEST HOME WINNING STREAK	6 Games	June 13 - June 18
LONGEST HOME LOSING STREAK	3 Games (3x)	Last: June 13 - June 15
LONGEST ROAD WINNING STREAK	5 Games (2x)	Last: June 6 - June 10
LONGEST ROAD LOSING STREAK	3 Games	July 4 - July 6
LARGEST MARGIN OF VICTORY	11 Runs	4/1 @ Indianapolis (12-1 Win)
LARGEST MARGIN OF DEFEAT	13 Runs (2x)	Last: 5/27 @ St. Paul (14-1 Loss)
LONGEST GAME, INNINGS	11 Innings	5/11 @ Scranton/Wilkes-Barre (4-3 Win)
LONGEST GAME, TIME	3:23	6/2 vs. Memphis (10-9 Win, 10 Innings)
LONGEST 9-INNING GAME, TIME	3:17	6/8 @ Indianapolis (15-7 Win)
SHORTEST 9-INNING GAME, TIME	2:00	7/18 vs. St. Paul (1-9 Win)
SHORTEST GAME, TIME	1:46	7/2 vs. Iowa, G2 (6-2 Loss)
LARGEST COMEBACK WIN	6 Runs, After 4th	5/6 vs. Louisville (11-9 Win)
LARGEST MARGIN OF LEAD SURRENDERED (LOSS)	5 Runs, After 7th	6/4 vs. Memphis (6-5 Loss)
MOST ERRORS, TEAM	3 (5x)	Last: 5/27 @ St. Paul (14-1 Loss)
MOST ERRORS, PLAYER	3	Angelo Castellano
LARGEST CROWD, HOME	9,023	7/3 vs. Iowa (7-6 Loss)
LARGEST CROWD, ROAD	10,067	7/4 @ Gwinnett (3-1 Loss)
WARMEST FIRST PITCH	89 Degrees	6/29 vs. Iowa (8-3 Win)
COLDEST FIRST PITCH	35 Degrees	4/5 vs. Toledo (7-6 Loss)

## OFFENSIVE HIGHS

MOST RUNS SCORED, GAME	16	5/17 vs. Toledo (16-8 Win)
MOST RUNS SCORED, INNING	10, 5th Inning	6/8 @ Indianapolis (15-7 Win)
MOST CONSECUTIVE INNINGS SCORED	5 (2x)	Last: 4th-8th Innings, 5/17 vs. Toledo (16-8 Win)
FEWEST HITS, GAME	2	5/20 vs. Toledo (4-1 Loss)
MOST HITS, GAME	18	5/17 vs. Toledo (16-8 Win)
MOST DOUBLES, GAME	7	5/17 vs. Toledo (16-8 Win)
MOST TRIPLES, GAME	2	7/6 @ Gwinnett (9-6 Loss)
MOST HOME RUNS, GAME	4 (3x)	Last: 5/21 vs. Toledo (8-6 Win)
MOST EXTRA-BASE HITS, GAME	10	5/17 vs. Toledo (16-8 Win)
MOST RBI, GAME	15 (2x)	Last: 6/8 @ Indianapolis (15-7 Win)
MOST RUNNERS LOB, GAME	15	5/16 vs. Toledo (9-2 Loss)
MOST TOTAL BASES, GAME	34	5/17 vs. Toledo (16-8 Win)
MOST WALKS, GAME	11 (2x)	Last: 6/8 @ Indianapolis (15-7 Win)
FEWEST STRIKEOUTS, GAME	2 (2x)	Last: 6/9 @ Indianapolis (6-2 Win)
MOST STRIKEOUTS, GAME	16	5/20 vs. Toledo (4-1 Loss)
FEWEST STRIKEOUTS, GAME	3 (2x)	Last: 7/19 vs. St. Paul (9-4 Loss)
MOST STOLEN BASES, GAME	7	5/26 @ St. Paul (6-4 Win)
MOST HIT BY PITCHES	4	5/6 vs. Louisville (11-9 Win)

## INDIVIDUAL OFFENSIVE HIGHS

MOST RUNS, GAME	3 (16x)	Last: Logan Porter, 7/15 vs. Indianapolis (8-3 Win)
MOST HITS, GAME	4 (8x)	Last: John Rave, 6/18 vs. Columbus (6-4 Win)
MOST DOUBLES, GAME	2 (14x)	Last: Tucker Bradley, 7/18 vs. St. Paul (1-0 Win)
MOST TRIPLES, GAME	1 (16x)	Last: Brewer Hicklen, 7/20 vs. St. Paul (6-5 Loss)
MOST HOME RUNS, GAME	2 (5x)	Last: Brewer Hicklen, 7/14 vs. Indianapolis (13-5 Loss)
MOST TOTAL BASES, GAME	13	Drew Waters, 5/21 vs. Toledo (8-4 Win)
MOST RBI, GAME	6	Freddy Fermin, 4/8 vs. Toledo (13-8 Win)
MOST WALKS, GAME	3 (14x)	Last: Samad Taylor, 7/7 @ Gwinnett (7-1 Win)
MOST STRIKEOUTS, GAME	4 (4x)	Last: Jermaine Palacios, 6/22 @ Rochester (8-4 Win)
MOST STOLEN BASES, GAME ^	4 (3x) ....	Last: Samad Taylor, 7/5 @ Gwinnett (8-7 Loss, 10 Innings)
MOST HIT BY PITCHES, GAME	2 (2x)	Last: Dairon Blanco, 5/25 @ St. Paul (8-6 Loss)
MOST SACRIFICE FLIES, GAME	2 (2x)	Last: Samad Taylor, 4/30 @ Nashville (10-6 Win)
MOST DOUBLE PLAYS GROUNDING INTO, GAME	2 (4x)	Last: Brewer Hicklen, 5/28 @ St. Paul (10-6 Loss)

## PITCHING HIGHS

MOST RUNS ALLOWED, GAME	14 (3x)	Last: 5/27 @ St. Paul (14-1 Loss)
MOST RUNS ALLOWED, INNING	9, 7th Inning	5/28 @ St. Paul (10-6 Loss)
FEWEST HITS ALLOWED, GAME	9	7/18 vs. St. Paul (1-9 Win)
MOST HITS ALLOWED, GAME	18	5/9 @ Scranton/Wilkes-Barre (14-2 Loss)
MOST TOTAL BASES ALLOWED, GAME	34 (2x)	Last: 5/9 @ Scranton/Wilkes-Barre (14-2 Loss)
FEWEST STRIKEOUTS, GAME	3	4/18 vs. Gwinnett (4-1 Loss)
MOST STRIKEOUTS, GAME	15	5/11 @ Scranton/Wilkes-Barre (4-3 Win, 11 Innings)
FEWEST WALKS ALLOWED, GAME	0	7/2 vs. Iowa, G2 (6-2 Loss)
MOST WALKS ALLOWED, GAME	12	6/28 vs. Iowa (9-2 Loss)
MOST HOME RUNS ALLOWED, GAME	4 (2x)	Last: 5/31 vs. Memphis (9-4 Loss)
MOST WILD PITCHES	4 (2x)	Last: 7/19 vs. St. Paul (9-4 Loss)
MOST HIT BATTERS *	5	7/19 vs. St. Paul (9-4 Loss)

## INDIVIDUAL PITCHING HIGHS

MOST RUNS ALLOWED, GAME	11	Jonathan Heasley	4/13 @ Iowa (14-1 Loss)
MOST EARNED RUNS ALLOWED, GAME ^	1	Jonathan Heasley	4/13 @ Iowa (14-1 Loss)
FEWEST HITS ALLOWED, GAME (STARTER)	1 (5x)	Last: Brad Keller (2.0 IP), 7/2 vs. Iowa, G1 (11-1 Win)	
MOST HITS ALLOWED, GAME	11	Jonathan Heasley	5/21 vs. Toledo (8-6 Win)
MOST HOME RUNS ALLOWED, GAME ^	5 (2x)	Last: Austin Cox, 5/31 vs. Memphis (9-4 Loss)	
MOST STRIKEOUTS	9	Ryan Yarbrough	6/29 vs. Iowa (8-3 Win)
MOST CONSECUTIVE STRIKEOUTS	5	Ryan Yarbrough	6/29 vs. Iowa (8-3 Win)
MOST WALKS ALLOWED, GAME	5 (2x)	Last: Jonathan Heasley, 6/18 vs. Columbus (6-4 Win)	
MOST HIT BATTERS, GAME	3	Jonah Dipoto	7/19 vs. St. Paul (9-4 Loss)
MOST WILD PITCHES, GAME	3	Jackson Kowar	7/19 vs. St. Paul (9-4 Loss)
MOST INNINGS PITCHED, STARTER	7.0	Jonathan Heasley	4/19 vs. Gwinnett (6-2 Loss)
MOST PITCHES THROWN, STARTER	104	Jonathan Heasley	4/25 @ Nashville (8-3 Loss)
MOST INNINGS PITCHED, RELIEVER	4.1 (2x)	Last: Jonathan Bowlan, 7/2 vs. Iowa, G1 (11-1 Win)	
MOST PITCHES THROWN, RELIEVER	94	Jonathan Bowlan	7/2 vs. Iowa, G1 (11-1 Win)

^ Indicates Storm Chasers Record Tied

\* Indicates Storm Chasers Record Set

## STATCAST LEADERS (TOP 10)

LONGEST MEASURED HOMER DISTANCE			HIGHEST BATTED BALL EXIT VELOCITY			HIGHEST PITCH VELOCITY			HIGHEST PITCH SPIN RATE		
Player	Distance (Pitcher)	Date	Player	Exit Velo (Batted Ball Type)	Date	Player	Pitch Velo (Pitch Result)	Date	Player	Spin Rate (Pitch Type)	Date
Tyler Gentry	471 (2-Run off Connor Thomas)	5/30 vs. MEM	CJ Alexander	115.3 (Double vs. Reese Olson)	4/7 vs. TOL	Will Klein	100.7 (Richie Martin, Foul Ball)	6/21 @ ROC	Josh Dye	3,329 (81.2MPH Changeup vs. Joe Hudson)	4/21 vs. GWN
Dairon Blanco	455 (Solo off Simeon Woods Richardson)	5/23 @ STP	Drew Waters	111.8 (Double vs. Sam Clay)	5/19 vs. TOL	Will Klein	100.3 (Jake Slaughter, Strikeout)	7/3 vs. IOW	Jon Heasley	3,090 (93.8MPH 45-Fastball vs. Abraham Toro)	4/30 @ NAS
Brewer Hicklen	443 (3-Run off Miguel Diaz)	5/18 vs. TOL	Brewer Hicklen	111.7 (Single vs. Kent Emanuel)	6/9 @ IND	Will Klein	100.2 (Richie Martin, Foul Ball)	6/21 @ ROC	Josh Staumont	3,058 (81.0MPH Curveball vs. Miguel Andujar)	3/31 @ IND
Nick Loftin	433 (3-Run off Brent Headrick)	5/24 @ STP	Jose Briceno	111.5 (Groundout vs. Jared Jones)	7/16 vs. IND	Will Klein	100.2 (Zack Collins, Strikeout)	6/14 vs. COL	Jonah Dipoto	3,028 (82.2MPH Slider vs. Vaughn Grissom)	7/4 @ GWN
Tyler Gentry	431 (3-Run off Hunter Stratton)	6/10 @ IND	CJ Alexander	110.6 (Lineout vs. Cody Bolton)	6/10 @ IND	Will Klein	99.9 (Matt Mervis, Strikeout)	7/3 vs. IOW	Jonah Dipoto	3,010 (80.5MPH Curveball vs. Kramer Robertson)	5/31 vs. MEM
Brewer Hicklen	428 (2-Run off Juan Minaya)	7/14 vs. IND	Brewer Hicklen	110.4 (Double vs. Robert Gasser)	4/30 @ NAS	Will Klein	99.7 (Alex Call, Single)	6/25 @ ROC	Jonah Dipoto	3,008 (80.8MPH Slider vs. Masyn Winn)	5/31 vs. MEM
Freddy Fermin	428 (2-Run off Ashton Goudeau)	4/8 vs. TOL	CJ Alexander	109.9 (Home vs. Mitch Spence)	5/14 @ SWB	Will Klein	99.3 (Mark Contreras, Lineout)	7/19 vs. STP	Jonah Dipoto	3,004 (81.1MPH Slider vs. Ivan Herrera)	5/31 vs. MEM
Brewer Hicklen	426 (Solo off Ryan Loutos)	6/1 vs. MEM	Dairon Blanco	109.6 (Double Play vs. Kervin Castro)	4/7 vs. TOL	Will Klein	99.3 (Richie Martin Foul Ball)	6/25 @ ROC	Jonah Dipoto	3,004 (80.0MPH Curveball vs. Ivan Herrera)	5/31 vs. MEM
Johan Camargo	426 (Solo off Randy Dobnak)	5/27 @ STP	Brewer Hicklen	109.5 (Home vs. D.J. Snelten)	5/14 @ SWB	Will Klein	99.3 (Alex Call, Single)	6/21 @ ROC	Jonah Dipoto	3,002 (80.8MPH Slider vs. Luken Baker)	6/2 vs. MEM
Jakson Reetz	426 (Solo off Andrew Abbott)	5/7 vs. LOU	Brewer Hicklen	109.4 Groundout vs. Tyler Chatwood)	6/10 @ IND	Jakson Kowar	99.3 (Justin Dean, Ball)	4/18 vs. GWN	Drew Parrish	3,000 (86.7MPH Sinker vs. Nick Solak)	4/22 vs. GWN



## THE LAST TIME OMAHA...

THREW A PERFECT GAME.....  
THREW A 9-INNING NO-HITTER.....6/20/1988 vs. Columbus (Luis Aquino, 2-0 win)  
THREW A 7-INNING NO-HITTER.....7/13/1990 @ Iowa [G1] (Gene Walter, 3-0 win)  
THREW A COMBINED NO-HITTER.....4/17/1997 vs. Oklahoma City (Jim Converse and Allen McMill, 2-0 win)

THREW A COMBINED 1-HITTER (9 Innings).....8/26/2019 vs. Nashville (5-0 Win)  
Pitchers: Arnaldo Hernandez (8.0 IP), Gabe Speier (1.0 IP)  
THREW A COMBINED 1-HITTER (7 Innings).....7/18/2023 vs. St. Paul (1-0 Win)  
Pitchers: Anthony Veneziano (5.0 IP), James McArthur (2.2 IP) & Walter Pennington (1.1 IP)  
THREW A COMBINED 2-HITTER (7 Innings).....June 7, 2017 vs. Nashville (4-0 Loss)  
GOT NO-HIT (9 INNINGS).....Pitchers: Chris Smith, Sean Doolittle, Tucker Healy and Simon Castro,  
GOT NO-HIT (LESS THAN 9 INNINGS).....8/15/2021 vs. Iowa (10-0 Loss)  
GOT 1-HIT.....5/20/2023 vs. Toledo (4-1 Loss)  
GOT 2-HIT.....

THREW A COMBINED 9-INNING SHUTOUT.....7/18/2023 vs. St. Paul (1-0 Win)  
Pitchers: Anthony Veneziano (5.0 IP), James McArthur (2.2 IP) & Walter Pennington (1.1 IP)  
THREW SHUTOUTS IN 3 STRAIGHT GAMES.....8/7/2018 vs. Salt Lake and 8/9 and 8/10/2018 @ Round Rock (5-0, 9-0, 2-0)  
THREW BACK-TO-BACK SHUTOUTS.....8/9 and 8/10/2018 @ Round Rock (9-0 Win & 2-0 Win)  
GOT SHUT OUT (9 INNINGS).....4/26/2023 @ Nashville (5-0 Loss)  
GOT SHUT OUT IN BACK-TO-BACK GAMES.....7/23 and 7/24/2022 vs. Iowa (10-0 Loss, 7-0 Loss)  
GOT SHUT OUT IN 3 STRAIGHT GAMES.....N/A (Since 2005)  
GOT SHUT OUT (LESS THAN 9 INNINGS).....5/28, 2022 @ Louisville [G2] (3-0 Loss)

HAD A 11-GAME WINNING STREAK.....June 6 to June 18, 2023  
HAD A 10-GAME WINNING STREAK.....June 5 to June 16, 2012  
HAD A 9-GAME WINNING STREAK.....May 22 to June 1, 2021  
HAD A 8-GAME WINNING STREAK.....May 23 to May 30, 2010  
HAD A 7-GAME WINNING STREAK.....July 21 to July 26, 2015  
HAD A 6-GAME WINNING STREAK.....August 25 to August 31, 2021

LOST 10 GAMES IN A ROW.....August 6 to August 16, 2006  
LOST 8 GAMES IN A ROW.....June 6 to June 14, 2016  
LOST 7 GAMES IN A ROW.....April 20 to April 28, 2019  
LOST 6 GAMES IN A ROW.....May 4 to May 9, 2018

STRUCK OUT 19+ OPPOSING HITTERS.....5/6/2021 vs. St. Paul (19)  
STRUCK OUT 17+ OPPOSING HITTERS.....5/6/2021 vs. St. Paul (19)  
STRUCK OUT 15+ OPPOSING HITTERS.....5/11/2023 @ Scranton/Wilkes-Barre (15)  
STRUCK OUT 10+ OPPOSING HITTERS.....7/21/2023 vs. St. Paul (10)

SCORED 20+ RUNS IN ONE GAME.....7/4/2022 vs. Toledo (20)  
SCORED 15+ RUNS IN ONE GAME.....6/8/2023 @ Indianapolis (15)  
SCORED 10+ RUNS IN ONE GAME.....7/3/2023 vs. Iowa, G1 (11)  
ALLOWED 20+ RUNS IN ONE GAME.....9/11/2021 @ St. Paul (21)  
ALLOWED 15+ RUNS IN ONE GAME.....9/11/2022 vs. Indianapolis (19)  
ALLOWED 10+ RUNS IN ONE GAME.....7/16/2023 vs. Indianapolis (11)

HAD 27+ HITS IN ONE GAME.....7/4/2022 vs. Toledo (27)  
HAD 25+ HITS IN ONE GAME.....7/4/2022 vs. Toledo (27)  
HAD 20+ HITS IN ONE GAME.....7/4/2022 vs. Toledo (27)  
HAD 15+ HITS IN ONE GAME.....7/3/2023 vs. Iowa, G1 (16)  
HAD 10+ HITS IN ONE GAME.....7/21/2023 vs. St. Paul (10)  
ALLOWED 22+ HITS IN ONE GAME.....8/2/2019 @ Reno (23)  
ALLOWED 20+ HITS IN ONE GAME.....8/2/2019 @ Reno (23)  
ALLOWED 15+ HITS IN ONE GAME.....5/27/2023 @ St. Paul (16)  
ALLOWED 10+ HITS IN ONE GAME.....7/20/2023 vs. St. Paul (10)

WALKED 14+ TIMES IN ONE GAME.....4/14/2022 vs. Louisville (14)  
WALKED 10+ TIMES IN ONE GAME.....6/10/2023 @ Indianapolis (10)  
WALKED 8+ TIMES IN ONE GAME.....7/7/2023 @ Gwinnett (8)  
ALLOWED 13+ WALKS IN ONE GAME.....5/8/2007 vs. Sacramento (13)  
ALLOWED 10+ WALKS IN ONE GAME.....7/19/2023 vs. St. Paul (11)  
ALLOWED 8+ WALKS IN ONE GAME.....7/19/2023 vs. St. Paul (11)

HIT 9+ HOME RUNS IN A GAME.....7/3/2022 vs. Toledo (9)  
HIT 7+ HOME RUNS IN A GAME.....7/3/2022 vs. Toledo (9)  
HIT 5+ HOME RUNS IN A GAME.....7/3/2022 vs. Toledo (9)  
HIT 3+ HOME RUNS IN A GAME.....7/15/2023 vs. Indianapolis (3)  
ALLOWED 7+ HOME RUNS IN A GAME.....9/5/2021 vs. Toledo (7)  
ALLOWED 5+ HOME RUNS IN A GAME.....5/31/2023 vs. Memphis (6)  
ALLOWED 3+ HOME RUNS IN A GAME.....7/22/2023 vs. St. Paul (4)

HAD 2 PLAYERS HIT 2 HOME RUNS IN A GAME.....Nate Eaton & Roman Quinn, 7/4/2022 vs. Toledo (20-6 win)  
HIT BACK-TO-BACK HOME RUNS.....4/5/2023 vs. Toledo, 6th inning (7-6 loss)  
Tyler Gentry (3-run) & Logan Porter (solo)  
HIT 3 STRAIGHT HOME RUNS.....5/21/2021 @ Iowa, 9th Inning (9-8 loss)  
Anderson Miller (2-run), Sebastian Rivero (solo), Gabriel Cancel (solo)

SCORED 10+ RUNS IN AN INNING.....10 Runs, 5th Inning - 6/8/2023 @ Indianapolis (15-7 win)  
SCORED 7+ RUNS IN AN INNING.....7 Runs, 4th Inning - 6/17/2023 vs. Columbus (13-4 win)  
SCORED 5+ RUNS IN AN INNING.....5 Runs, 6th Inning - 7/7/2023 @ Gwinnett (7-1 win)  
SCORED 5+ RUNS IN AN EXTRA INNING.....6 Runs, 11th Inning - 8/3/2021 @ Columbus (11-7 win)  
ALLOWED 10+ RUNS IN AN INNING.....10 Runs, 6th Inning - 7/16/2012 vs. Oklahoma City (16-6 loss)  
ALLOWED 7+ RUNS IN AN INNING.....8 Runs, 6th Inning - 7/9/2023 @ Gwinnett (8-1 loss)  
ALLOWED 5+ RUNS IN AN INNING.....6 Runs, 5th Inning - 7/16/2023 vs. Indianapolis (11-4 loss)  
ALLOWED 5+ RUNS IN AN EXTRA INNING.....6 Runs, 12th Inning - 7/7/2017 vs. Colorado Springs (8-4 loss)

WON A GAME BY 15+ RUNS.....14 Runs - 7/4/2023 vs. Toledo (20-6 win)  
WON A GAME BY 10+ RUNS.....10 Runs - 7/3/2022 vs. Iowa, G1 (11-1 win)  
LOST A GAME BY 15+ RUNS.....16 Runs - 9/11/2022 vs. Indianapolis, (19-3 loss)  
LOST A GAME BY 10+ RUNS.....13 Runs - 5/27/2023 @ St. Paul (14-1 loss)

SCORED 12+ RUNS IN CONSECUTIVE GAMES.....9/25/2021 and 9/26/2021 vs. Indianapolis (12-3 Win & 17-12 loss)  
SCORED 10+ RUNS IN CONSECUTIVE GAMES.....6/26/2022 vs. Columbus & 6/28/2022 @ St. Paul (17-4 Win, 11-2 win)  
SCORED JUST ONE RUN WITHOUT AN RBI.....5/4/2019 vs. Iowa (6-1 loss)  
SCORED MULTIPLE RUNS WITHOUT AN RBI.....4/30/2018 @ Iowa (10-3 loss)  
SCORED MORE RUNS THAT RECORDED HITS.....6/14/2023 vs. Columbus (6-1 win, 6 runs on 5 hits)

TURNED 6 DOUBLE PLAYS IN ONE GAME.....8/25/08 vs. New Orleans  
TURNED 5 DOUBLE PLAYS IN ONE GAME.....4/1/2023 @ Indianapolis  
TURNED 4 DOUBLE PLAYS IN ONE GAME.....5/9/2023 @ Scranton/Wilkes-Barre  
TURNED 3+ DOUBLE PLAYS IN ONE GAME.....6/16/2023 vs. Columbus (3)  
TURNED A TRIPLE PLAY.....5/13/2023 @ Scranton/WB, 5th Inning (8-6 loss)  
6-4-3-5 (Fielders: Angelo Castellano to Samad Taylor to CJ Alexander to Nick Loftin) Batter: Ben Rortvedt  
HIT INTO A TRIPLE PLAY.....7/9/2023 @ Gwinnett, Adeiny Hechavarria, 7th Inning (8-1 loss)  
5-4-3 (Fielders: Daniel Robertson to Vaughn Grissom to Joe Dunand)

COMMITTED 6 ERRORS.....5/10/2012 @ Sacramento  
COMMITTED 5 ERRORS.....4/16/2006 @ Memphis  
COMMITTED 4 ERRORS.....6/29/2022 @ St. Paul  
COMMITTED 3+ ERRORS.....5/27/2023 @ St. Paul (3)

EVERY STORM CHASER IN THE STARTING LINEUP HAD A HIT.....6/29/2023 vs. Iowa  
EVERY STORM CHASER IN THE STARTING LINEUP SCORED A RUN.....6/17/2023 vs. Columbus  
EVERY STORM CHASER IN THE STARTING LINEUP HAD A HIT AND SCORED A RUN.....  
LINEUP BATTED AROUND TWICE IN ONE GAME.....3rd and 4th Innings - 6/17/2023 vs. Columbus

WON ON THE LAST AT-BAT OF THE GAME (WALK-OFF WIN).....7/21/2023 vs. St. Paul (5-4 Win, 9 innings)  
LOST ON THE LAST AT-BAT OF THE GAME (WALK-OFF LOSS).....7/5/2023 @ Gwinnett (8-6 Loss, 10 innings)  
PLAYED BACK-TO-BACK EXTRA-INNING GAMES.....7/2 and 7/3/2019 @ Round Rock (7-6 Loss & 9-8 Loss, both 10 innings)

WON BOTH GAMES OF A DOUBLEHEADER.....8/22/2022 vs. Scranton/Wilkes-Barre (9-4 Win & 12-10 Win)  
PITCHED SHUTOUTS IN BOTH GAMES OF A DOUBLEHEADER.....N/A (Since 2005)  
LOST BOTH GAMES OF A DOUBLEHEADER.....8/29/2018 vs. Colorado Springs (3-2 Loss & 7-0 Loss)  
SHUT OUT IN BOTH GAMES OF A DOUBLEHEADER.....6/2/2013 vs. Memphis (7-0 Loss, 5-0 Loss)

OPPOSING HITTER HAD A 3-HOMER GAME.....Christian Encarnacion-Strand, 5/4/2023 vs. Louisville  
OPPOSING HITTER HIT FOR THE A CYCLE.....Matt McClain, 5/4/2023 vs. Louisville

## THE LAST TIME AN OMAHA HITTER...

HAD 6 HITS IN ONE GAME.....Matt Diaz, 7/27/2005 @ Portland  
HAD 5 HITS IN ONE GAME.....Dairon Blanco, 9/15/2022 @ Columbus  
HAD 4 HITS IN ONE GAME.....John Rave, 6/18/2023 vs. Columbus  
HAD 3 HITS IN ONE GAME.....Samad Taylor, 7/21/2023 vs. St. Paul

HIT 2 HOME RUNS IN ONE GAME.....Ryan McBroom, 6/13/2021 @ St. Paul  
HIT 3 HOME RUNS IN ONE GAME.....Brewer Hicklen, 7/14/2023 vs. Indianapolis  
HIT 2 TRIPLES IN ONE GAME.....Angel Franco, 5/6/2016 @ Iowa  
HAD 4 DOUBLES IN ONE GAME.....Jordan Parraz, 5/18/2010 @ Las Vegas  
HIT 3 DOUBLES IN ONE GAME.....Dairon Blanco, 9/15/2022 @ Columbus  
HIT 2 DOUBLES IN ONE GAME.....Tucker Bradley, 7/18/2023 vs. St. Paul  
HIT 2 SACRIFICE FLIES IN ONE GAME.....Samad Taylor, 4/30/2023 @ Nashville

HIT A GRAND SLAM.....Adeiny Hechavarria, 6/22/2023 @ Rochester  
HIT AN INSIDE-THE PARK HOME RUN.....John Rave, 6/18/2023 vs. Columbus  
LED OFF A HOME GAME WITH A HOME RUN.....Nate Eaton, 6/17/2023 vs. Columbus  
LED OFF A ROAD GAME WITH A HOME RUN.....Drew Waters, 8/16/2022 @ Louisville  
HIT A PINCH-HIT HOME RUN.....Elier Hernández, 5/22/2019 vs. Iowa  
HIT A WALK-OFF HOME RUN.....Nate Eaton, 5/31/2022 vs. Indianapolis  
HIT A WALK-OFF GRAND SLAM.....Jimmy Goveas, 5/27/2022 vs. Columbus  
HIT A WALK-OFF PINCH-HIT HOME RUN.....Chad Santos, 8/23/2005 vs. New Orleans  
HIT FOR THE CYCLE.....Jimmy Paredes, 5/12/2014 vs. New Orleans

HAD 11 RBI IN ONE GAME.....Mike Moustakas, 8/30/2010 vs. Round Rock  
HAD 9 RBI IN ONE GAME.....Brett Ebner, 4/9/2014 vs. Memphis  
HAD 8 RBI IN ONE GAME.....Jimmy Paredes, 5/12/2014 vs. New Orleans  
HAD 7 RBI IN ONE GAME.....Brett Hayes, 4/14/2013 vs. Nashville  
HAD 6 RBI IN ONE GAME.....Freddy Fermin, 4/8/2023 vs. Toledo  
HAD 5 RBI IN ONE GAME.....Tyler Gentry, 6/8/2023 @ Indianapolis  
HAD 4 RBI IN ONE GAME.....Adeiny Hechavarria, 6/22/2023 @ Rochester

SCORED 5 RUNS IN ONE GAME.....Brett Ebner, 5/12/2014 vs. New Orleans  
SCORED 4 RUNS IN ONE GAME.....Maikel Garcia, 9/15/2022 @ Columbus  
SCORED 3 RUNS IN ONE GAME.....Logan Porter, 7/15/2023 vs. Indianapolis

WALKED 4 TIMES IN ONE GAME.....MJ Melendez, 8/22/2022 vs. Columbus  
WALKED 3 TIMES IN ONE GAME.....Samad Taylor, 7/7/2023 @ Gwinnett

STOLE 4 BASES IN ONE GAME.....Samad Taylor, 7/5/2023 @ Gwinnett  
STOLE 3 BASES IN ONE GAME.....Dairon Blanco, 6/10/2023 @ Indianapolis  
STOLE 2 BASES IN ONE GAME.....Samad Taylor, 7/21/2023 vs. St. Paul

STRUCK OUT 5 TIMES IN ONE GAME.....Drew Waters, 8/10/2022 @ Toledo  
STRUCK OUT 4 TIMES IN ONE GAME.....Jermaine Palacios, 6/22/2023 @ Rochester  
STRUCK OUT 3 TIMES IN ONE GAME.....Nate Eaton, 7/9/2023 @ Gwinnett

REACHED BASE 6 TIMES IN ONE GAME.....Nicky Lopez, 7/27/2018 @ Fresno  
REACHED BASE 5 TIMES IN ONE GAME.....Samad Taylor, 6/10/2023 @ Indianapolis  
REACHED BASE 4 TIMES IN ONE GAME.....Samad Taylor, 7/20/2023 vs. St. Paul

REACHED BASE IN EVERY TRIP TO THE PLATE (6 PA).....Brett Ebner, 4/9/2014 vs. Memphis  
REACHED BASE IN EVERY TRIP TO THE PLATE (5 PA).....Dairon Blanco, 5/25/2023 @ St. Paul  
REACHED BASE IN EVERY TRIP TO THE PLATE (4 PA).....John Rave, 7/2/2023 vs. Iowa [G1]  
REACHED BASE IN EVERY TRIP TO THE PLATE (3 PA).....Angelo Castellano, 7/2/2023 vs. Iowa [G1]

HAD 2 HOME RUNS IN THE SAME INNING.....Brett Ebner: 5th Inning, 5/12/2015 vs. Memphis  
HAD 2 DOUBLES IN THE SAME INNING.....Clay Duncan: 6th Inning, 6/26/2022 vs. Columbus  
HAD 2 HITS IN THE SAME INNING.....Angelo Castellano: 3rd Inning, 7/2/2023 vs. Iowa [G1]  
HAD 2 WALKS IN THE SAME INNING.....Samad Taylor: 5th Inning, 6/8/2023 @ Indianapolis  
REACHED 2 TIMES IN THE SAME INNING.....Angelo Castellano: 3rd Inning, 7/2/2023 vs. Iowa [G1]  
SCORED 2 RUNS IN THE SAME INNING.....Dairon Blanco & Samad Taylor: 5th Inning, 6/8/2023 @ Indianapolis

HIT HOME RUNS IN 6 STRAIGHT GAMES.....Steve Sisco, June 13 to June 21, 1998  
HIT HOME RUNS IN 5 STRAIGHT GAMES.....Cory Aldridge, July 27 to August 8, 2009  
HIT HOME RUNS IN 4 STRAIGHT GAMES.....Nick Pratt, August 19 to August 22, 2021  
HIT HOME RUNS IN 3 STRAIGHT GAMES.....Brent Rooker, September 23 to September 26, 2022  
HIT HOME RUNS IN BACK-TO-BACK GAMES.....CJ Alexander, June 7 and 8, 2023  
HIT HOME RUNS IN BOTH GAMES OF A DOUBLEHEADER.....Nick Pratt, 4/7/2022 @ Indianapolis  
HIT HOME RUNS FROM BOTH SIDES OF THE PLATE, GAME.....Tim Raines Jr., 8/20/2009 @ Tacoma  
HIT HOME RUN IN FIRST OMAHA AT-BAT.....Jakson Reetz, 8/28/2022 vs. Scranton/WB [G1]

HAD 2+ HITS IN 7 STRAIGHT GAMES.....Johnny Giavotella, August 3 to August 14, 2014  
HAD 2+ HITS IN 6 STRAIGHT GAMES.....Dairon Blanco, September 10 to September 17, 2022  
HAD 2+ HITS IN 5 STRAIGHT GAMES.....MJ Melendez, September 25 to October 2, 2021

HAD A 20+ GAME HITTING STREAK.....Frank Schwindel, 20 Games: July 22 to August 13, 2018  
HAD A 18+ GAME HITTING STREAK.....Frank Schwindel, 20 Games: July 22 to August 13, 2018  
HAD A 16+ GAME HITTING STREAK.....Frank Schwindel, 20 Games: July 22 to August 13, 2018  
HAD A 14+ GAME HITTING STREAK.....Dairon Blanco, 15 Games: May 15 to July 10, 2022  
HAD A 12+ GAME HITTING STREAK.....Nick Loftin, 12 Games: May 16 to May 30, 2023

HAD A 40+ GAME REACHED BASE STREAK.....Shane Costa, 46 Games: April 14 to August 8, 2007  
HAD A 35 to 39 GAME REACHED BASE STREAK.....Alex Gordon, 39 Games: May 9 to June 19, 2010  
HAD A 30 to 34 GAME REACHED BASE STREAK.....Logan Porter, 30 Games: May 25 to July 5, 2023  
HAD A 25 to 29 GAME REACHED BASE STREAK.....Kelvin Gutierrez, 25 Games: April 5 to June 16, 2019  
HAD A 20 to 24 GAME REACHED BASE STREAK.....John Rave, 20 Games: June 13 to July 9, 2023

## THE LAST TIME AN OMAHA PITCHER...

THREW A 1-HITTER (9 Innings).....Luis Mendoza, 7/18/2011 @ Memphis  
THREW A 1-HITTER (7 Innings).....Jeff Suppan, 6/21/2011 @ Nashville  
THREW A 2-HITTER (9 Innings).....Arnaldo Hernandez, 7/21/2018 vs. Round Rock [G1]  
THREW A 2-HITTER (7 Innings).....

THREW A 9-INNING COMPLETE GAME SHUTOUT.....Luis Mendoza, 7/18/2011 @ Memphis  
THREW A 7-INNING COMPLETE GAME SHUTOUT.....Jake Kalish, 7/2/2018 vs. Nashville [G1]  
THREW A 5-INNING COMPLETE GAME SHUTOUT.....Anthony Lerew, 8/31/2010 vs. Round Rock

THREW A 9-INNING COMPLETE GAME.....Arnaldo Hernandez, 8/15/2018 vs. Oklahoma City  
THREW AN 8-INNING COMPLETE GAME.....John Lannan, 6/16/2016 @ Oklahoma City  
THREW A 7-INNING COMPLETE GAME.....Austin Cox, 8/28/2022 vs. Scranton/WB [G1]  
THREW A 6-INNING COMPLETE GAME.....Matt Wright, 8/8/2008 @ Nashville [G2]  
THREW A 5-INNING COMPLETE GAME.....Trevor Oaks, 6/6/2018 vs. Salt Lake

STRUCK OUT 12 IN A GAME.....Jakob Junis, 5/26/2017 @ Nashville  
STRUCK OUT 11 IN A GAME.....John Lamb, 7/9/2014 vs. Iowa  
STRUCK OUT 10 IN A GAME.....Jackson Kowar, 7/3/2021 @ St. Paul

WALKED 7 IN A GAME.....Josh Staumont, 5/24/2017 @ Nashville  
WALKED 6 IN A GAME.....Drew Parrish, 6/22/2022 vs. Columbus  
WALKED 5 IN A GAME.....Jonathan Heasley, 6/18/2023 vs. Columbus

ALLOWED 6 HOME RUNS IN A GAME.....Matt Wright, 8/18/2007 vs. Albuquerque  
ALLOWED 5 HOME RUNS IN A GAME.....Austin Cox, 5/31/2023 vs. Memphis  
ALLOWED 4 HOME RUNS IN A GAME.....Jake Kalish, 9/24/2021 vs. Indianapolis  
ALLOWED 3 HOME RUNS IN A GAME.....Jonathan Bowlan, 6/22/2023 @ Rochester  
ALLOWED 2+ HOME RUNS IN A GAME.....Max Castillo, 7/22/2023 vs. St. Paul

THREW 120+ PITCHES IN A GAME.....Brett Tomko, 5/8/2014 @ Round Rock (127)  
THREW 115+ PITCHES IN A GAME.....Luke Farrell, 6/8/2017 vs. Nashville (116)  
THREW 110+ PITCHES IN A GAME.....Christian Binford, 9/3/2017 vs. Iowa (110)  
THREW 100+ PITCHES IN A GAME.....Max Castillo, 6/3/2023 vs. Memphis (100)  
THREW 95+ PITCHES IN A GAME.....Cole Ragans, 7/21/2023 vs. St. Paul (96)  
THREW 90+ PITCHES IN A GAME.....Cole Ragans, 7/21/2023 vs. St. Paul (96)

THREW A QUALITY START.....Ryan Yarbrough, 7/6/2023 @ Gwinnett  
WON HIS OMAHA DEBUT.....Jonathan Bowlan, 6/22/2023 @ Rochester  
THREW AN IMMACULATE INNING.....Anthony Swarzak, 6/3/2021 vs. Iowa

## AFTER-INNING RECORDS

	LEADING	TRAILING	TIED
AFTER 1 INNING	16 - 9	11 - 14	18 - 23
AFTER 2 INNINGS	28 - 11	12 - 19	6 - 15
AFTER 3 INNINGS	27 - 12	8 - 24	10 - 10
AFTER 4 INNINGS	32 - 13	8 - 26	5 - 7
AFTER 5 INNINGS	32 - 13	9 - 29	4 - 5
AFTER 6 INNINGS	33 - 11	8 - 33	4 - 2
AFTER 7 INNINGS	34 - 7	6 - 34	4 - 4
AFTER 8 INNINGS	37 - 2	3 - 36	4 - 5

## STORM CHASERS BIG INNINGS

DATE	INNING	RUNS
1. June 8 @ Indianapolis	Top 5th	10
2. June 17 vs. Columbus	Bottom 4th	7
May 17 vs. Toledo	Bottom 1st	7
April 2 @ Indianapolis	Top 8th	7
5. July 2 vs. Iowa [G1]	Bottom 3rd	6
June 2 vs. Memphis	Bottom 5th	6
May 18 vs Toledo	Bottom 8th	6
April 8 vs. Toledo	Bottom 3rd	6

## SCORE BY INNINGS

	1	2	3	4	5	6	7	8	9	10	11+	TOTAL
Omaha	59	51	62	57	73	54	51	53	51	1	1	<b>513</b>
Opponents	55	56	54	48	64	87	55	59	40	2	0	<b>520</b>
<b>Difference</b>	<b>4</b>	<b>-5</b>	<b>8</b>	<b>9</b>	<b>9</b>	<b>-33</b>	<b>-4</b>	<b>-6</b>	<b>11</b>	<b>-1</b>	<b>1</b>	<b>-7</b>

SCORE BY INNINGS V. ST. PAUL	1	2	3	4	5	6	7	8	9	10	11+	TOTAL
Omaha	3	5	10	2	7	0	8	7	11	0	0	<b>53</b>
St. Paul	4	11	1	1	17	6	13	7	7	0	0	<b>67</b>
<b>vs. St. Paul Difference</b>	<b>-1</b>	<b>-6</b>	<b>9</b>	<b>1</b>	<b>-10</b>	<b>-6</b>	<b>-5</b>	<b>0</b>	<b>4</b>	<b>0</b>	<b>0</b>	<b>-14</b>

## MULTI-RUN INNINGS

	2	3	4	5	6	7	8	9	10+	TOTAL
Storm Chasers	67	33	18	3	4	3	-	-	1	<b>129</b>
Opponents	67	27	14	6	6	2	2	1	-	<b>125</b>

## RECORD BY RUNS SCORED/ALLOWED

RUNS	0	1	2	3	4	5	6	7	8	9	10	11	12	13+
SCORED	0 - 1	1 - 6	1 - 10	1 - 6	5 - 6	2 - 7	8 - 8	4 - 1	7 - 0	5 - 0	3 - 1	3 - 0	1 - 0	4 - 0
ALLOWED	2 - 0	8 - 0	6 - 0	8 - 2	7 - 6	3 - 3	4 - 7	2 - 4	3 - 7	2 - 8	0 - 2	0 - 1	0 - 2	0 - 4

## RECORD BY MARGIN OF VICTORY/DEFEAT

1 Run	2 Runs	3 Runs	4 Runs	5 Runs	6 Runs	7 Runs	8 Runs	9 Runs	10+ Runs
8 - 13	9 - 5	4 - 7	9 - 4	7 - 4	1 - 4	0 - 5	3 - 1	2 - 0	2 - 3

## 2023 STORM CHASERS MONTH BY MONTH

### HITTING

MONTH	AVG	G	AB	R	H	TB	2B	3B	HR	RBI	BB	IBB	SO	SB	CS	OBP	SLG	OPS	SAC	SF	HBP	GIDP	LOB
MARCH	.300	1	40	8	12	16	2	1	0	8	9	0	12	5	0	.429	.400	.829	0	0	0	0	14
APRIL	.250	24	799	124	200	352	49	2	33	118	99	0	204	38	8	.337	.441	.778	1	11	11	24	156
MAY	.269	26	885	148	238	386	53	7	27	131	120	0	218	58	13	.366	.436	.802	1	6	19	28	198
JUNE	.281	24	804	152	226	362	55	3	25	142	125	2	216	45	7	.380	.450	.830	7	15	13	20	184
JULY	.265	16	528	81	140	239	32	5	19	76	59	2	122	19	4	.342	.453	.795	0	5	5	8	106
AUGUST																							
SEPTEMBER																							
<b>TOTAL</b>	<b>.267</b>	<b>91</b>	<b>3056</b>	<b>513</b>	<b>816</b>	<b>1355</b>	<b>191</b>	<b>18</b>	<b>104</b>	<b>475</b>	<b>412</b>	<b>4</b>	<b>772</b>	<b>165</b>	<b>32</b>	<b>.359</b>	<b>.443</b>	<b>.802</b>	<b>9</b>	<b>37</b>	<b>48</b>	<b>80</b>	<b>658</b>

### PITCHING

MONTH	W	L	ERA	G	GS	CG	SHO	GF	HLD	SV	SVO	IP	H	R	ER	HR	HB	BB	SO	WP	BK	WHIP	AVG
MARCH	1	0	6.00	1	1	0	0	1	0	1	1	9.0	11	6	6	1	1	2	7	0	1	1.44	.297
APRIL	9	15	5.65	24	24	0	0	24	11	3	7	212.0	238	149	133	30	17	104	198	16	2	1.61	.284
MAY	12	14	5.61	26	26	0	1	26	17	6	12	229.1	247	162	143	46	15	126	235	13	1	1.63	.278
JUNE	17	7	4.35	24	24	0	0	24	17	6	11	215.1	187	109	104	26	7	127	219	13	1	1.46	.232
JULY	6	10	5.78	16	16	0	1	16	1	1	4	137.0	129	94	88	23	11	85	141	8	1	1.56	.251
AUGUST																							
SEPTEMBER																							
<b>TOTAL</b>	<b>45</b>	<b>46</b>	<b>5.31</b>	<b>91</b>	<b>91</b>	<b>0</b>	<b>2</b>	<b>91</b>	<b>46</b>	<b>17</b>	<b>35</b>	<b>802.2</b>	<b>812</b>	<b>520</b>	<b>474</b>	<b>126</b>	<b>51</b>	<b>444</b>	<b>800</b>	<b>50</b>	<b>6</b>	<b>1.56</b>	<b>.263</b>

## 2023 WALK-OFF TRACKER (3 FOR, 7 AGAINST)

GAME #	DATE	OPPONENT	FINAL (INN.)	PLAYER	WINNING RUN	PITCHER	HOW	OUTS	COUNT
23	April 28	@ Nashville	L, 4-3 (9)	Brian Navarreto	Skye Bolt	Josh Dye	Throwing error by 3B Maikel Garcia	2	1-0
24	April 29	@ Nashville	L, 6-5 (10)	Keston Hiura	Eddy Alvarez	Evan Sisk	Infield single to SS Angelo Castellano	1	2-1
33	May 10	@ Scranton/WB	L, 4-3 (9)	Michael Hermosillo	Michael Hermosillo	Dylan Coleman	Solo home run to LF	0	2-1
36	May 13	@ Scranton/WB	L, 8-6 (9)	Ben Rortvedt	Estevan Florial	Brooks Kriske	3-run home run to RCF	1	2-2
45	May 24	@ St. Paul	L, 6-5 (9)	Jose Miranda	Andrew Stevenson	Brooks Kriske	RBI single to LF	0	1-1
53	June 2	vs. Memphis	<b>W, 10-9 (10)</b>	<b>Dairon Blanco</b>	<b>Brewer Hicklen</b>	<b>Jake Walsh</b>	<b>Sacrifice fly to RF</b>	<b>1</b>	<b>2-2</b>
71	June 24	@ Rochester	L, 3-2 (9)	Richie Martin	Richie Martin	Christian Chamberlain	Wild Pitch	1	1-0
80	July 5	@ Gwinnett	L, 8-7 (10)	Luke Williams	Braden Shewmake	Brooks Kriske	RBI single to LF	0	2-1
87	July 18	vs. St. Paul	<b>W, 1-0 (0)</b>	<b>CJ Alexander</b>	<b>Nick Loftin</b>	<b>Josh Winder</b>	<b>RBI single to LCF</b>	<b>2</b>	<b>1-1</b>
90	July 21	vs. St. Paul	<b>W, 5-4 (9)</b>	<b>Logan Porter</b>	<b>Samad Taylor</b>	<b>Josh Winder</b>	<b>2-RBI double to LCF</b>	<b>1</b>	<b>0-1</b>

*Bold Indicates Omaha Walk-Off Win*

## 2023 STORM CHASERS EJECTIONS (5)

DATE	INNING	WHO (POSITION) / # IN 2023	WHY	UMPIRE (POSITION)
1. April 21 vs. Gwinnett	▼ 6	Mike Jirschele (Manager) / 1st	Balls/Strikes	Takahito Matsuda (Home Plate)
2. April 21 vs. Gwinnett	▲ 7	Dane Johnson (Pitching Coach) / 1st	Balk	Takahito Matsuda (Home Plate)
3. April 21 vs. Gwinnett	▼ 8	CJ Alexander (Designated Hitter) / 1st	Balls/Strikes	Takahito Matsuda (Home Plate)
4. May 11 @ Scranton/WB	▼ 9	Mike Jirschele (Manager) / 2nd	Hit By Pitch	Robert Nunez (Home Plate)
5. June 20 @ Rochester	▼ 6	Mike Jirschele (Manager) / 3rd	Fair/Foul on Home Run	Steven Jaschinski (Home Plate)

## HOME RUN BREAKDOWN

						OUTS			RUNNERS ON				TIED GO		DIRECTION					BESTS		LAST HOME RUN						
PLAYER	2023 TOTAL	HOME	ROAD	RHP	LHP	0	1	2	0	1	2	3	GAME	AHEAD	LF	LCF	CF	RCF	RF	FT	MPH	DATE	OPPONENT	PITCHER	KIND	INN	PA	SINCE
19 CJ Alexander	11	5	6	11	-	6	2	3	7	3	1	-	2	3	1	-	2	4	4	422	109.9	7/15	vs. Indianapolis	H. Stratton	2-Run	▼ 7	17	
14 Logan Porter	10	6	4	3	6	6	3	1	8	2	-	-	-	1	7	2	-	1	-	417	106.6	7/15	vs. Indianapolis	J. Hernandez	2-Run	▼ 3	23	
28 Tyler Gentry	9	5	4	5	4	2	2	5	2	3	4	-	-	4	5	3	1	-	-	471	106.5	7/15	vs. Indianapolis	C. Alldred	3-Run	▼ 2	23	
13 Nick Loftin	9	4	5	5	4	5	2	2	5	1	3	-	2	2	6	1	2	-	-	433	105.6	5/30	vs. Memphis	J. Woodford	2-Run	▼ 1	30	
24 Nate Eaton	8	6	2	6	2	3	3	2	2	1	-	-	-	3	3	1	4	-	-	422	104.1	7/19	vs. St. Paul	A. Sanchez	2-Run	▼ 9	13	
18 Brewer Hicklen	7	5	2	5	2	3	2	2	3	3	1	-	-	2	2	3	1	1	-	443	109.5	7/14	vs. Indianapolis	J. Minaya	2-Run	▼ 9	17	
17 Angelo Castellano	6	6	-	5	1	1	2	3	2	4	-	-	1	2	5	1	-	-	-	401	102.8	7/2	vs. Iowa	R. Wick	Solo	▼ 5	33	
Samad Taylor	6	3	3	2	4	3	1	2	3	2	1	-	-	2	1	1	2	2	-	422	104.5	6/14	vs. Columbus	G. Williams	Solo	▼ 7	42	
Freddy Fermin	5	2	3	3	2	1	2	2	1	2	1	1	-	-	2	-	2	1	-	428	105.9	4/30	@ Nashville	R. Gasser	Solo	▲ 5	2	
3 Tucker Bradley	4	3	1	3	1	2	-	2	1	3	-	-	-	1	-	1	-	1	2	392	106.3	7/14	vs. Indianapolis	K. Emanuel	Solo	▼ 5	13	
Johan Camargo	4	2	2	4	-	2	1	1	3	1	-	-	-	3	1	-	1	2	-	426	107.6	6/14	vs. Columbus	G. Williams	Solo	▼ 4	2	
Jakson Reetz	4	3	1	1	3	1	2	1	2	1	-	1	-	2	4	-	-	-	-	426	104.4	5/21	vs. Toledo	B. Bristo	Solo	▼ 7	36	
22 Jermaine Palacios	3	2	1	2	1	2	-	1	1	2	-	-	-	1	2	1	-	-	-	409	101.9	7/20	vs. St. Paul	R. Henriquez	Solo	▼ 5	1	
11 Adeiny Hechavarria	3	2	1	3	-	-	1	2	1	-	1	1	1	1	-	2	-	1	-	411	100.5	7/16	vs. Indianapolis	J. Jones	3-Run	▼ 4	15	
7 John Rave	3	2	1	-	3	-	-	3	2	-	1	-	-	1	1	1	-	1	-	406	101.9	6/29	vs. Iowa	B. Little	Solo	▼ 7	73	
Dairon Blanco	3	-	3	3	-	1	1	1	3	-	-	-	-	1	1	1	1	-	-	455	105.2	5/23	@ St. Paul	S.WoodsRichardson	Solo	▲ 4	75	
Kyle Isbel	2	1	1	2	-	1	1	1	2	-	-	-	-	2	-	-	1	-	1	406	104.3	6/23	@ Rochester	J. Adon	Solo	▲ 4	11	
Drew Waters	2	2	-	2	-	1	1	-	1	1	-	-	-	1	-	1	-	1	-	408	108.7	5/21	vs. Toledo	A. Goudeau	2-Run	▼ 6	12	
Nick Pratto	2	2	-	1	1	1	-	1	1	1	-	-	1	1	-	-	1	-	1	399	100.2	4/22	@ Scranton/WB	D. Dodd	2-Run	▼ 1	19	
6 Clay Dungan	1	-	1	1	-	1	-	-	1	-	-	-	1	-	-	-	-	1	-	388	104.0	5/9	@ Scranton/WB	M. Spence	Solo	▲ 3	152	
Franmil Reyes	1	1	-	-	1	-	-	1	-	1	-	-	-	-	-	1	-	-	-	389	100.8	5/7	vs. Louisville	A. Abbott	2-Run	▼ 5	1	
Maikel Garcia	1	1	-	1	-	-	1	-	1	-	-	-	-	1	-	-	-	-	1	349	94.3	4/4	vs. Toledo	A. Faedo	Solo	▼ 1	94	
	104	63	41	68	35	42	27	35	52	31	13	3	8	34	41	20	18	16	9									

## INNING DISTRIBUTION

1st Inning	2nd Inning	3rd Inning	4th Inning	5th Inning	6th Inning	7th Inning	8th Inning	9th Inning	10th Inning	11th Inning
12	13	15	17	11	10	10	7	6	-	-

## NOTABLE STORM CHASERS HOME RUNS

BACK-TO-BACK HOMERS (1)		2-HOMER GAMES (5)		3-HOMER GAMES (0)		GRAND SLAMS (3)	
PLAYERS	DATE/OPPONENT (INN.)	PLAYER (CAREER NO.)	DATE/OPPONENT	PLAYER (CAREER NO.)	DATE/OPPONENT	PLAYER (CAREER NO.)	DATE/OPPONENT (INN.)
Tyler Gentry & Logan Porter	4/5 vs. Toledo (6th)	Logan Porter (3rd)	4/5 vs. Toledo			Jakson Reetz (1st)	4/1 @ Indianapolis (5th)
		Freddy Fermin (4th)	4/8 vs. Toledo			Freddy Fermin (3rd)	4/8 vs. Toledo (3rd)
		Drew Waters (3rd)	5/21 vs. Toledo			Adeiny Hechavarria (3rd)	6/22 @ Rochester (4th)
		Nate Eaton (3rd)	6/17 vs. Columbus				
		Brewer Hicklen (9th)	7/14 vs. Indianapolis				

LEADOFF HOMERS (2)		INSIDE-THE PARK HOMERS (1)		PINCH-HIT HOMERS (0)		WALK-OFF HOMERS (0)	
PLAYER (CAREER NO.)	DATE/OPPONENT	PLAYER (CAREER NO.)	DATE/OPPONENT (INN.)	PLAYER (CAREER NO.)	DATE/OPPONENT (INN.)	PLAYER	DATE/OPPONENT
Samad Taylor (1st)	6/14 vs. Columbus	John Rave (1)	6/18 vs. Columbus (3rd)				
Nate Eaton (1st)	6/17 vs. Columbus						

HOME RUN SITUATION	# OF	DATE OF LAST	BATTER ('23 HR #)	PITCHER	COUNT	RUNNERS ON	OUTS	INNING	SCORE @ HR	FINAL
GO-AHEAD HOME RUN	34	July 15 vs. Indianapolis	Tyler Gentry (9)	Cam Alldred	2-1	2	1	▼ 2	3-0	W, 8-3
GAME-TYING HOME RUN	8	July 17 vs. Indianapolis	Adeiny Hechavarria (3)	Jared Jones	3-1	2	2	▼ 4	3-3	L, 11-4

## NOTABLE OPPOSING HOME RUNS

BACK-TO-BACK HOMERS (3)		2-HOMER GAMES (3)		3-HOMER GAMES (1)		GRAND SLAMS (6)	
PLAYERS	DATE/OPPONENT (INN.)	PLAYER (CAREER NO.)	DATE/OPPONENT	PLAYER (CAREER NO.)	DATE/OPPONENT	PLAYER	DATE/OPPONENT (INN.)
Encarnacion-Strand & Benson	5/4 vs. Louisville (1st)	Jermaine Palacios (5th)	5/17 vs. Toledo	Christian Encarnacion-Strand (1)	5/4 vs. Louisville	Andy Ibañez	April 6 vs. Toledo (3rd)
Jordan Walker & Moisés Gómez	5/31 vs. Memphis (6th)	Moisés Gómez (7th)	5/31 vs. Memphis			Andrés Chaparro	May 9 @ Scranton/WB (7th)
Travis Blankenhorn & Matt Adams	6/22 @ Rochester (4th)	Liover Peguero (5th)	7/14 vs. Indianapolis			Jair Camargo	May 28 @ St. Paul (7th)
						Jesús Aguilar	July 5 @ Gwinnett (3rd)
						Joshua Fuentes	July 6 @ Gwinnett (4th)
						Endy Rodríguez	7/14 vs. Indianapolis (3rd)

LEADOFF HOMERS (5)		INSIDE-THE PARK HOMERS (0)		PINCH-HIT HOMERS (0)		WALK-OFF HOMERS (2)	
PLAYER	DATE/OPPONENT	PLAYER	DATE/OPPONENT (INN.)	PLAYER	DATE/OPPONENT (INN.)	PLAYER	DATE/OPPONENT
Christopher Morel	4/14 @ Iowa					Michael Hermosillo	5/10 @ Scranton/WB
Forrest Wall	4/19 vs. Gwinnett					Ben Rortvedt	5/13 @ Scranton/WB
Michael Siani	5/3 vs. Louisville						
Michael Siani	5/5 vs. Louisville						
Nick Gonzales	6/9 @ Indianapolis						



HR #	PLAYER (SEASON #)	GM # - DATE	OPPONENT	PITCHER	PITCH TYPE	DIRECTION	ON BASE	INNING	OUTS	COUNT	SCORE	FINAL	DISTANCE	EXIT VELO	LAUNCH ANGLE
1.	Logan Porter (1)	2 - April 1	@ Indianapolis	Caleb Smith (L)	4-seam FB	LF	0	▲4	1	2-2	3-0	W, 12-1	417 ft	106.6 mph	32°
2.	Jakson Reetz (1)	2 - April 1	@ Indianapolis	Caleb Smith (L)	Slider	LF	3	▲5	2	2-1	8-0	W, 12-1	408 ft	103.9 mph	25°
3.	Dairon Blanco (1)	3 - April 2	@ Indianapolis	Mike Burrows	4-seam FB	LCF	0	▲5	2	3-2	1-3	W, 8-3	411 ft	105.2 mph	23°
4.	Samad Taylor (1)	3 - April 2	@ Indianapolis	J.C. Flowers	4-seam FB	LF	0	▲8	0	2-1	2-3	W, 8-3	334 ft	104.5 mph	22°
5.	Nick Loftin (1)	3 - April 2	@ Indianapolis	Daniel Zamora (L)	4-seam FB	LF	2	▲8	1	1-2	5-3	W, 8-3	362 ft	97.2 mph	29°
6.	Maikel Garcia (1)	4 - April 4	vs. Toledo	Alex Faedo	4-seam FB	RF	0	▼1	1	2-1	1-0	L, 9-2	349 ft	94.3 mph	35°
7.	Tyler Gentry (1)	5 - April 5	vs. Toledo	Tyler Holton (L)	Cutter	CF	2	▼6	0	2-0	3-1	L, 7-6	417 ft	106.5 mph	27°
8.	Logan Porter (2)	5 - April 5	vs. Toledo	Tyler Holton (L)	Slider	LF	0	▼6	0	3-1	4-1	L, 7-6	346 ft	103.3 mph	37°
9.	Logan Porter (3)	5 - April 5	vs. Toledo	Matt Wisler	4-seam FB	RCF	0	▼8	0	2-2	5-6	L, 7-6	364 ft	94.7 mph	34°
10.	Nick Loftin (2)	6 - April 6	vs. Toledo	Brenan Haniffee	Slider	LCF	0	▼2	0	2-2	1-1	L, 8-5	401 ft	101.8 mph	32°
11.	CJ Alexander (1)	6 - April 6	vs. Toledo	Brenan Haniffee	Sinker	CF	0	▼4	1	2-2	3-6	L, 8-5	409 ft	101.1 mph	35°
12.	Logan Porter (4)	7 - April 7	vs. Toledo	Reese Olson	4-seam FB	LF	0	▼3	0	3-2	5-2	W, 9-4	395 ft	104.3 mph	45°
13.	Freddy Fermin (1)	8 - April 8	vs. Toledo	Will Vest	Slider	CF	3	▼3	2	0-0	6-1	W, 13-8	401 ft	102.1 mph	42°
14.	Angelo Castellano (1)	8 - April 8	vs. Toledo	Will Vest	4-seam FB	LCF	1	▼4	0	2-0	8-1	W, 13-8	401 ft	102.8 mph	33°
15.	Freddy Fermin (2)	8 - April 8	vs. Toledo	Ashton Goudeau	Changeup	CF	1	▼5	0	1-1	10-1	W, 13-8	428 ft	105.9 mph	28°
16.	CJ Alexander (2)	8 - April 8	vs. Toledo	Ashton Goudeau	Changeup	LF	0	▼7	0	1-0	11-8	W, 13-8	351 ft	92.4 mph	43°
17.	Angelo Castellano (2)	9 - April 9	vs. Toledo	Alex Faedo	4-seam FB	LF	0	▼3	1	0-0	1-0	L, 8-2	373 ft	98.0 mph	25°
18.	Samad Taylor (2)	10 - April 11	@ Iowa	Roenis Elias (L)	4-seam FB	CF	2	▲5	2	0-2	3-9	L, 9-6	405 ft	100.9 mph	25°
19.	Freddy Fermin (3)	10 - April 11	@ Iowa	Brandon Hughes (L)	4-seam FB	LF	1	▲6	2	0-1	6-9	L, 9-6	398 ft	100.3 mph	33°
20.	CJ Alexander (3)	11 - April 12	@ Iowa	Riley Thompson	Changeup	RF	0	▲2	0	1-0	2-1	W, 10-6	394 ft	104.3 mph	24°
21.	Tyler Gentry (2)	11 - April 12	@ Iowa	Riley Thompson	Slider	LF	0	▲3	2	1-2	3-1	W, 10-6	393 ft	103.3 mph	26°
22.	Tucker Bradley (1)	11 - April 12	@ Iowa	Rowan Wick	4-seam FB	RCF	1	▲6	2	1-1	7-3	W, 10-6	392 ft	98.2 mph	29°
23.	Nick Loftin (3)	11 - April 12	@ Iowa	Anthony Kay (L)	Slider	CF	0	▲8	0	2-1	8-6	W, 10-6	420 ft	104.3 mph	28°
24.	Nick Loftin (4)	12 - April 13	@ Iowa	Nick Neidert	4-seam FB	LF	0	▲4	2	3-2	1-11	L, 14-1	370 ft	100.4 mph	38°
25.	Nick Pratto (1)	15 - April 19	vs. Gwinnett	Beau Burrows	Slider	CF	0	▼2	0	1-2	1-1	L, 6-2	399 ft	100.2 mph	26°
26.	Logan Porter (5)	15 - April 19	vs. Gwinnett	Beau Burrows	Slider	LF	0	▼4	1	1-2	2-3	L, 6-2	350 ft	94.9 mph	50°
27.	CJ Alexander (4)	17 - April 21	vs. Gwinnett	Allan Winans	Changeup	RF	0	▼2	2	0-0	1-1	L, 7-3	395 ft	96.2 mph	37°
28.	Nick Pratto (2)	18 - April 22	vs. Gwinnett	Dylan Dodd (L)	Changeup	RF	1	▼1	2	3-1	2-0	L, 5-2	350 ft	88.4 mph	39°
29.	Nate Eaton (1)	22 - April 27	@ Nashville	Janson Junk	Sweeper	LF	0	▲2	2	2-2	1-0	W, 2-1	403 ft	103.0 mph	32°
30.	Freddy Fermin (4)	24 - April 29	@ Nashville	Robert Stock	4-seam FB	RCF	2	▲1	1	3-1	4-0	L, 6-5 (10)	381 ft	104.3 mph	23°
31.	Tyler Gentry (3)	25 - April 30	@ Nashville	Robert Gasser (L)	4-seam FB	LF	1	▲3	2	1-0	2-1	W, 10-6	391 ft	100.6 mph	33°
32.	Logan Porter (6)	25 - April 30	@ Nashville	Robert Gasser (L)	Slider	LF	0	▲4	0	2-1	3-1	W, 10-6	389 ft	102.3 mph	29°
33.	Freddy Fermin (5)	25 - April 30	@ Nashville	Robert Gasser (L)	Changeup	LF	0	▲5	1	2-0	5-1	W, 10-6	368 ft	94.8 mph	35°
34.	Nick Loftin (5)	28 - May 4	vs. Louisville	Silvino Bracho	Slider	LF	0	▼7	0	0-0	8-11	L, 12-10	365 ft	101.1 mph	19°
35.	Jakson Reetz (2)	29 - May 5	vs. Louisville	Brandon Williamson (L)	4-seam FB	LF	1	▼2	1	0-0	2-1	W, 6-2	346 ft	100.2 mph	27°
36.	Nick Loftin (6)	29 - May 5	vs. Louisville	Brandon Williamson (L)	Slider	CF	0	▼6	0	0-0	3-1	W, 6-2	395 ft	105.6 mph	24°
37.	Angelo Castellano (3)	30 - May 6	vs. Louisville	Ryan Nutof	Curveball	LF	1	▼7	2	2-2	8-8	W, 11-9	376 ft	95.2 mph	29°
38.	Jakson Reetz (3)	31 - May 7	vs. Louisville	Andrew Abbott (L)	Changeup	LF	0	▼4	1	2-0	1-0	L, 4-3	426 ft	104.4 mph	32°
39.	Franmil Reyes (1)	31 - May 7	vs. Louisville	Andrew Abbott (L)	Curveball	LCF	1	▼5	2	3-2	3-0	L, 4-3	389 ft	100.8 mph	29°
40.	Clay Dungan (1)	32 - May 9	@ Scranton/WB	Mitch Spence	4-seam FB	RCF	0	▲3	0	1-0	2-2	L, 14-2	388 ft	104.0 mph	28°
41.	Dairon Blanco (2)	33 - May 10	@ Scranton/WB	Luis Severino	Changeup	LF	0	▲3	0	0-1	1-1	L, 4-3	377 ft	99.6 mph	24°
42.	CJ Alexander (5)	34 - May 11	@ Scranton/WB	Colten Brewer	Slider	CF	0	▲9	0	1-1	3-1	W, 4-3 (11)	422 ft	106.4 mph	23°
43.	CJ Alexander (6)	36 - May 13	@ Scranton/WB	Greg Weissert	Sweeper	RF	0	▲6	1	0-0	4-3	L, 8-6	377 ft	102.7 mph	39°
44.	CJ Alexander (7)	37 - May 14	@ Scranton/WB	Mitch Spence	4-seam FB	RCF	0	▲2	0	3-2	1-1	W, 6-3	416 ft	109.9 mph	24°
45.	Brewer Hicklen (1)	37 - May 14	@ Scranton/WB	D.J. Snelten (L)	Changeup	LF	0	▲9	0	2-1	4-3	W, 6-3	344 ft	109.5 mph	25°
46.	Samad Taylor (3)	37 - May 14	@ Scranton/WB	D.J. Snelten (L)	4-seam FB	RCF	1	▲9	2	3-1	6-3	W, 6-3	346 ft	95.2 mph	29°
47.	Samad Taylor (4)	39 - May 17	vs. Toledo	Zach Logue (L)	4-seam FB	RCF	1	▼1	0	0-1	2-1	W, 16-8	372 ft	100.0 mph	30°
48.	Logan Porter (7)	39 - May 17	vs. Toledo	Zach Logue (L)	4-seam FB	LF	1	▼1	0	0-0	4-1	W, 16-8	401 ft	102.3 mph	38°
49.	Angelo Castellano (4)	39 - May 17	vs. Toledo	Miguel Del Pozo (L)	4-seam FB	LF	1	▼5	2	1-0	10-5	W, 16-8	385 ft	99.2 mph	26°
50.	Brewer Hicklen (2)	40 - May 18	vs. Toledo	Miguel Diaz	Sinker	LCF	2	▼8	0	2-0	9-0	W, 9-0	443 ft	108.4 mph	32°
51.	Drew Waters (1)	43 - May 21	vs. Toledo	Ashton Goudeau	4-seam FB	RCF	0	▼3	0	1-1	1-2	W, 8-4	408 ft	108.7 mph	29°
52.	Drew Waters (2)	43 - May 21	vs. Toledo	Ashton Goudeau	Changeup	LCF	1	▼4	1	2-0	4-3	W, 8-4	366 ft	99.5 mph	32°
53.	Tucker Bradley (2)	43 - May 21	vs. Toledo	Seth Elledge	Sinker	LCF	1	▼6	0	1-1	6-4	W, 8-4	388 ft	100.5 mph	28°
54.	Jakson Reetz (4)	43 - May 21	vs. Toledo	Braden Bristo	Sweeper	LF	0	▼7	0	2-1	8-4	W, 8-4	412 ft	104.1 mph	36°
55.	Dairon Blanco (3)	44 - May 23	@ St. Paul	Simeon Woods Richardson	4-seam FB	CF	0	▲4	1	1-1	4-0	W, 6-1	455 ft	104.5 mph	28°
56.	Nick Loftin (7)	45 - May 24	@ St. Paul	Brent Headrick (L)	Changeup	LF	2	▲3	1	2-2	3-5	L, 6-5	433 ft	103.7 mph	24°
57.	Nick Loftin (8)	46 - May 25	@ St. Paul	Cody Lawersyson	Sweeper	LF	2	▲7	0	1-2	4-4	L, 8-6	357 ft	97.3 mph	22°
58.	Johan Camargo (1)	48 - May 27	@ St. Paul	Randy Dobnak	Changeup	CF	0	▲5	0	1-2	1-3	L, 14-1	426 ft	102.2 mph	26°
59.	Nick Loftin (9)	50 - May 30	vs. Memphis	Jake Woodford	Curveball	LF	1	▼1	2	0-0	2-1	W, 7-6	370 ft	91.0 mph	29°
60.	Tyler Gentry (4)	50 - May 30	vs. Memphis	Connor Thomas (L)	Slider	LCF	1	▼3	0	2-1	4-1	W, 7-6	471 ft	103.6 mph	27°
61.	Johan Camargo (2)	52 - June 1	vs. Memphis	Dakota Hudson	Slider	RCF	1	▼4	2	0-2	2-1	L, 12-6	393 ft	98.2 mph	31°
62.	Brewer Hicklen (3)	52 - June 1	vs. Memphis	Ryan Loutos	Sinker	CF	0	▼7	0	1-0	4-10	L, 12-6	425 ft	105.8 mph	33°
63.	CJ Alexander (8)	52 - June 1	vs. Memphis	Ryan Loutos	Cutter	RCF	1	▼8	0	2-2	5-12	L, 12-6	400 ft	102.8 mph	30°
64.	Nate Eaton (2)	53 - June 2	vs. Memphis	Tommy Parsons	4-seam FB	LF	0	▼1	1	0-0	1-0	W, 10-9 (10)	330 ft	103.3 mph	46°
65.	Johan Camargo (3)	56 - June 6	@ Indianapolis	Yerry De Los Santos	Sinker	RCF	0	▲9	0	3-1	3-2	W, 4-2	399 ft	107.6 mph	22°
66.	CJ Alexander (9)	57 - June 7	@ Indianapolis	Quinn Priester	Curveball	RCF	2	▲2	0	1-2	3-2	W, 9-7	404 ft	101.3 mph	34°
67.	CJ Alexander (10)	58 - June 8	@ Indianapolis	Eli Villalobos	4-seam FB	RCF	1	▲7	2	2-1	14-7	W, 15-7	408 ft	108.5 mph	35°
68.	Brewer Hicklen (4)	59 - June 9	@ Indianapolis	Kent Emanuel (L)	Sinker	RCF	1	▲4	1	1-1	5-1	W, 6-2	410 ft	106.9 mph	26°
69.	Tyler Gentry (5)	60 - June 10	@ Indianapolis	Hunter Stratton	Slider	LF	2	▲5	2	0-2	3-2	W, 9-5	431 ft	106.0 mph	28°
70.	Samad Taylor (5)	61 - June 13	vs. Columbus	Joey Cantillo (L)	4-seam FB	LCF	0	▼6	1	1-1	1-2	W, 6-5	395 ft	102.4 mph	27°
71.	Brewer Hicklen (5)	61 - June 13	vs. Columbus	Michael Kelly	Slider	LF	1	▼8	2	2-1	6-5	W, 6-5	422 ft	108.1 mph	28°
72.	Samad Taylor (6)	62 - June 14	vs. Columbus	Gavin Williams	4-seam FB	CF	0	▼1	0	2-1	1-0	W, 6-1	422 ft	104.5 mph	27°
73.	Johan Camargo (4)	62 - June 14	vs. Columbus	Gavin Williams	4-seam FB	LF	0	▼4	1	0-2	2-1	W, 6-1	324 ft	90.8 mph	34°
74.	Tyler Gentry (6)	62 - June 14	vs. Columbus	Caleb Simpson	4-seam FB	LCF	1	▼7	2	0-1	6-1	W, 6-1	388 ft	101.2 mph	24°
75.	Kyle Isbel (1)	64 - June 16	vs. Columbus	Thomas Ponticelli	Sweeper	CF	0	▼1	1	1-0	1-1	W, 4-1	406 ft	104.3 mph	23°
76.	Nate Eaton (3)	65 - June 17	vs. Columbus	Jhon Romero	4-seam FB	CF	0	▼1	0	0-0	1-0	W, 13-4	412 ft	103.0 mph	33°
77.	Nate Eaton (4)	65 - June 17	vs. Columbus	Caleb Baragar (L)	4-seam FB	LF	0	▼3	0	2-2	2-0	W, 13-4	410 ft	103.8 mph	37°
78.	Jermaine Palacios (1)	66 - June 18	vs. Columbus	Joey Cantillo (L)	Changeup	LCF	1	▼2	2	1-1	2-0	W, 6-4	409 ft	101.9 mph	29°
79.	John Rave (1)	66 - June 18	vs. Columbus	Joey Cantillo (L)	4-seam FB	LCF	2	▼3	2	1-2	6-1	W, 6-4	ITP	96.5 mph	26°
80.	Adeiny Hechavarria (1)	69 - June 22	@ Rochester	Tommy Romero	4-seam FB	LCF	3	▲4	2	3-0	4-2	W, 8-4	411 ft	100.5 mph	29°
81.	Kyle Isbel (2)	70 - June 23	@ Rochester	Joan Adon	4-seam FB	RF	0	▲4	0	3-2	1-0	W, 4-2	375 ft	102.8 mph	32°
82.	John Rave (2)	71 - June 24	@ Rochester	Anthony Banda (L)	Slider	RCF	0	▲4	2	1-1	1-0	L, 3-2	406 ft	101.9 mph	24°

[illegible]

## ABS CHALLENGES BY PLAYER

HITTERS – 46% (18-FOR-39)	TOTAL CHALLENGES	SUCCESSFUL CHALLENGES	SUCCESS RATE (%)
CJ Alexander	1	0	0%
Dairon Blanco	2	1	50%
Tucker Bradley	1	0	0%
José Briceño	1	0	0%
Angelo Castellano	2	1	50%
Clay Dungan	4	3	75%
Nate Eaton	3	1	33%
Maikel García	1	0	0%
Tyler Gentry	2	1	50%
Adeiny Hechavarría	2	1	50%
Brewer Hicklen	4	2	50%
Jermaine Palacios	2	0	0%
Logan Porter	7	5	71%
John Rave	1	1	100%
Jakson Reetz	3	1	33%
Samad Taylor	2	0	0%
Drew Waters	1	1	100%

CATCHERS – 38% (22-FOR-58)	TOTAL CHALLENGES	SUCCESSFUL CHALLENGES	SUCCESS RATE (%)
José Briceño	13	3	23%
Logan Porter	13	6	46%
Jakson Reetz	32	13	41%

PITCHERS – 46% (6-FOR-13)	TOTAL CHALLENGES	SUCCESSFUL CHALLENGES	SUCCESS RATE (%)
Max Castillo	1	0	0%
Christian Chamberlain	4	4	100%
Jonah Dipoto	2	1	50%
Jonathan Heasley	1	0	0%
Jackson Kowar	2	1	50%
James McArthur	1	0	0%
Daniel Mengden	1	0	0%
Nick Wittgren	1	0	0%

## ABS CHALLENGES BY GAME

DATE	TOTAL	SUCCESSFUL	SUCCESS RATE (%)	DATE	TOTAL	SUCCESSFUL	SUCCESS RATE (%)
April 28	2	0	0%	July 21	6	3	50%
May 5	2	0	0%	July 22	3	2	67%
May 6	0	0	—	July 23			
May 7	4	1	25%	July 28			
May 12	4	2	50%	July 29			
May 13	2	0	0%	July 30			
May 14	4	1	25%	August 4			
May 19	1	0	0%	August 5			
May 20	6	3	50%	August 6			
May 21	9	7	78%	August 11			
May 26	5	2	40%	August 12			
May 27	3	1	33%	August 13			
May 28	4	1	25%	August 18			
June 2	2	0	0%	August 19			
June 3	3	0	0%	August 20			
June 4	3	1	33%	August 25			
June 9	4	3	75%	August 26			
June 10	4	1	25%	August 27			
June 16	1	0	0%	September 1			
June 17	4	2	50%	September 2			
June 18	3	1	33%	September 3			
June 23	3	2	67%	September 8			
June 24	4	1	25%	September 9			
June 25	1	1	25%	September 10			
July 2 [G1]	5	2	40%	September 15			
July 2 [G2]	1	0	0%	September 16			
July 3	4	2	50%	September 17			
July 7	4	3	75%	September 22			
July 9	2	0	0%	September 23			
July 15	0	0	—	September 24			
July 16	7	4	57%				

## ABS CHALLENGES BY COUNT

COUNT	TOTAL CHALLENGES	SUCCESSFUL CHALLENGES	SUCCESS RATE (%)
0-0 Count	21	6	29%
0-1 Count	16	7	44%
0-2 Count	3	2	67%
1-0 Count	16	9	56%
1-1 Count	11	5	45%
1-2 Count	7	2	29%
2-0 Count	2	0	0%
2-1 Count	5	3	60%
2-2 Count	12	5	42%
3-0 Count	3	2	67%
3-1 Count	3	3	100%
3-2 Count	11	2	18%

## ABS CHALLENGES BY INNING

INNING	CHALLENGES	SUCCESSFUL CHALLENGES	SUCCESS RATE (%)
1st Inning	4	0	0%
2nd Inning	8	3	38%
3rd Inning	12	6	50%
4th Inning	11	5	45%
5th Inning	12	5	42%
6th Inning	21	11	52%
7th Inning	15	8	53%
8th Inning	14	5	36%
9th Inning	13	3	23%
Extras	0	-	-

## ABS CHALLENGES BY UMPIRE

UMPIRE	CHALLENGES	OVERTURNED CALLS	OVERTURNED RATE (%)
David Arrieta	3	2	67%
John Bacon	1	0	0%
Mark Bass	3	1	33%
Matthew Bates	4	3	75%
Jhonatan Biarreta	6	3	50%
Sam Burch	4	1	25%
Matthew Brown	6	3	50%
Cody Clark	3	0	0%
Paul Clemons	4	0	0%
Darius Ghani	3	1	33%
Luis Hernandez	4	2	50%
Steven Jaschinski	3	2	67%
Tyler Jones	6	2	33%
Dexter Kelley	1	0	0%
Louie Krupa	1	0	0%
Chris Marco	4	1	25%
Jose Matamoros	3	1	33%
Raul Moreno	2	0	0%
Robert Nunez	4	1	25%
Cody Oakes	2	0	0%
Jennifer Pawol	7	4	57%
Mike Rains	4	1	25%
Randy Rosenberg	9	3	33%
Derek Thomas	5	2	40%
Kelvis Velez	9	7	78%
Tom West	1	1	100%
Lew Williams III	4	3	75%
Dillon Wilson	4	2	50%



### ABS CHALLENGE TRACKER (46-FOR-110 / 41.8%)

#	GM # - DATE	OPPONENT	PLAYER CHALLENGING	POSITION	INNING	CALL (COUNT)	OVERTURNED?	PLAY RESULT (COUNT)	OPPONENT	UMPIRE
1.	23 - April 28	@ Nashville	Logan Porter	Catcher	▲ 6	Ball (0-0)	No	Lineout, L9 (1-1)	Thomas Pannone (P)	Paul Clemens
2.	23 - April 28	@ Nashville	Maikel Garcia	Batter	▲ 8	Strike (1-0)	No	Groundout, 5-4 (1-1)	Thomas Pannone (P)	Paul Clemens
3.	29 - May 5	vs. Louisville	Jakson Reetz	Catcher	▲ 8	Ball (0-0)	No	Walk (3-0)	Chuckie Robinson (C)	Tyler Jones
4.	29 - May 5	vs. Louisville	Jakson Reetz	Catcher	▲ 9	Ball (1-0)	No	Strikeout Looking (2-2)	T.J. Hopkins (LF)	Tyler Jones
5.	31 - May 7	vs. Louisville	Dairon Blanco	Batter	▲ 2	Strike (2-2)	No	Strikeout Looking (1-2)	Andrew Abbott (P)	Randy Rosenberg
6.	31 - May 7	vs. Louisville	Brewer Hicklen	Batter	▲ 3	Strike (3-2)	YES	Walk (3-2)	Andrew Abbott (P)	Randy Rosenberg
7.	31 - May 7	vs. Louisville	Jakson Reetz	Catcher	▲ 4	Ball (3-2)	No	Walk (3-2)	Nick Martini (RF)	Randy Rosenberg
8.	31 - May 7	vs. Louisville	Logan Porter	Batter	▲ 5	Strike (3-2)	No	Strikeout Looking (3-2)	Andrew Abbott (P)	Randy Rosenberg
9.	35 - May 12	@ Scranton/WB	Jakson Reetz	Catcher	▲ 5	Ball (0-0)	YES	Lineout, L9 (0-2)	Carlos Narvaez (C)	Dillon Wilson
10.	35 - May 12	@ Scranton/WB	Jakson Reetz	Catcher	▲ 7	Ball (2-1)	YES	Strikeout Looking (2-2)	Jamie Westbrook (2B)	Dillon Wilson
11.	35 - May 12	@ Scranton/WB	Jakson Reetz	Batter	▲ 8	Strike (1-1)	No	Strikeout Swinging (1-2)	Matt Bowman (P)	Dillon Wilson
12.	35 - May 12	@ Scranton/WB	Nick Wittgren	Pitcher	▲ 2	Ball (2-1)	No	Walk (3-2)	Jesus Bastidas (SS)	Dillon Wilson
13.	36 - May 13	@ Scranton/WB	Jackson Kowar	Pitcher	▲ 9	Ball (3-2)	No	Walk (3-2)	Billy McKinney (CF)	Raul Moreno
14.	36 - May 13	@ Scranton/WB	Logan Porter	Catcher	▲ 9	Ball (0-0)	No	Home Run (2-2)	Ben Rortvedt (C)	Raul Moreno
15.	37 - May 14	@ Scranton/WB	Jakson Reetz	Catcher	▲ 3	Ball (3-2)	No	Walk (3-2)	Andres Chaparro (3B)	Robert Nunez
16.	37 - May 14	@ Scranton/WB	Jakson Reetz	Catcher	▲ 5	Ball (3-2)	No	Walk (3-2)	Elijah Dunham (LF)	Robert Nunez
17.	37 - May 14	@ Scranton/WB	Jakson Reetz	Catcher	▲ 7	Ball (2-2)	YES	Strikeout Looking (2-2)	Franchy Cordaro (RF)	Robert Nunez
18.	37 - May 14	@ Scranton/WB	Jakson Reetz	Catcher	▲ 8	Ball (1-0)	No	Single (2-1)	Estevan Florial (CF)	Robert Nunez
19.	41 - May 19	vs. Toledo	Daniel Mengden	Pitcher	▲ 5	Ball (1-0)	No	Flyout, F8 (2-0)	Corey Joyce (SS)	John Bacon
20.	42 - May 20	vs. Toledo	Jakson Reetz	Catcher	▲ 2	Ball (2-2)	YES	Strikeout Looking (2-2)	Donny Sands (C)	Jhonatan Biarreta
21.	42 - May 20	vs. Toledo	Jakson Reetz	Catcher	▲ 3	Ball (1-1)	YES	Groundout, 5-3 (1-2)	Justin-Henry Malloy (3B)	Jhonatan Biarreta
22.	42 - May 20	vs. Toledo	Jakson Reetz	Batter	▲ 3	Strike (2-2)	No	Strikeout Looking (2-2)	Reese Olson (P)	Jhonatan Biarreta
23.	42 - May 20	vs. Toledo	Jakson Reetz	Catcher	▲ 6	Ball (2-0)	No	RBI Walk (3-2)	Justin-Henry Malloy (3B)	Jhonatan Biarreta
24.	42 - May 20	vs. Toledo	Jakson Reetz	Catcher	▲ 6	Ball (3-0)	YES	RBI Walk (3-2)	Justin-Henry Malloy (3B)	Jhonatan Biarreta
25.	42 - May 20	vs. Toledo	Jakson Reetz	Catcher	▲ 7	Ball (0-0)	No	Single (3-1)	Andie Lipcius (LF)	Jhonatan Biarreta
26.	43 - May 21	vs. Toledo	Jakson Reetz	Catcher	▲ 2	Ball (0-1)	YES	Walk (3-2)	Donny Sands (C)	Kelvis Velez
27.	43 - May 21	vs. Toledo	Angelo Castellano	Batter	▲ 4	Strike (0-1)	YES	Flyout, F8 (2-2)	Ashton Goudeau (P)	Kelvis Velez
28.	43 - May 21	vs. Toledo	Jakson Reetz	Catcher	▲ 5	Ball (0-1)	No	Hit By Pitch (2-2)	Donny Sands (C)	Kelvis Velez
29.	43 - May 21	vs. Toledo	Brewer Hicklen	Batter	▲ 5	Strike (1-0)	YES	Lineout, L7 (2-1)	Seth Elledge (P)	Kelvis Velez
30.	43 - May 21	vs. Toledo	Jakson Reetz	Catcher	▲ 6	Ball (1-1)	YES	Lineout, L6 (2-2)	Justin-Henry Malloy (DHI)	Kelvis Velez
31.	43 - May 21	vs. Toledo	Dairon Blanco	Batter	▲ 6	Strike (3-2)	YES	Walk (3-2)	Seth Elledge (P)	Kelvis Velez
32.	43 - May 21	vs. Toledo	Drew Waters	Batter	▲ 6	Strike (0-2)	YES	Double (1-2)	Seth Elledge (P)	Kelvis Velez
33.	43 - May 21	vs. Toledo	Logan Porter	Batter	▲ 6	Strike (1-1)	YES	Walk (3-2)	Braden Bristo (P)	Kelvis Velez
34.	43 - May 21	vs. Toledo	Jakson Reetz	Catcher	▲ 9	Ball (1-0)	YES	Double Play, 5-4-3 (2-2)	Donny Sands (C)	Kelvis Velez
35.	47 - May 26	@ St. Paul	Jakson Reetz	Catcher	▲ 4	Ball (0-1)	YES	Lineout, L5 (1-1)	Chris Williams (DH)	Derek Thomas
36.	47 - May 26	@ St. Paul	Jakson Reetz	Catcher	▲ 6	Ball (3-1)	YES	Strikeout Swinging (3-2)	Chris Williams (DH)	Derek Thomas
37.	47 - May 26	@ St. Paul	Jakson Reetz	Catcher	▲ 6	Ball (3-0)	YES	Groundout, 6-3 (0-1)	Andrew Bechtold (3B)	Derek Thomas
38.	47 - May 26	@ St. Paul	Jakson Reetz	Catcher	▲ 8	Ball (2-2)	No	Walk (3-2)	Hernan Perez (LF)	Derek Thomas
39.	47 - May 26	@ St. Paul	Jakson Reetz	Catcher	▲ 9	Ball (0-0)	No	Double (2-0)	Andrew Stevenson (CF)	Derek Thomas
40.	48 - May 27	@ St. Paul	Logan Porter	Catcher	▲ 4	Ball (1-2)	No	Flyout, F6 (2-2)	Andrew Stevenson (CF)	Darius Ghanai
41.	48 - May 27	@ St. Paul	Jonah Dipoto	Pitcher	▲ 5	Ball (1-0)	YES	Strikeout Swinging (2-2)	Andrew Bechtold (2B)	Darius Ghanai
42.	48 - May 27	@ St. Paul	Logan Porter	Catcher	▲ 8	Ball (0-0)	No	Fielder's Choice, 6-4 (1-1)	Andrew Stevenson (CF)	Darius Ghanai
43.	49 - May 28	@ St. Paul	Jakson Reetz	Catcher	▲ 8	Ball (0-0)	No	Single (2-2)	Jair Camargo (RF)	Mike Rains
44.	49 - May 28	@ St. Paul	Jakson Reetz	Catcher	▲ 5	Ball (0-1)	YES	Strikeout Swinging (0-2)	Alex De Goti (2B)	Mike Rains
45.	49 - May 28	@ St. Paul	Tyler Gentry	Batter	▲ 7	Strike (1-2)	No	Strikeout Looking (1-2)	Josh Winder (P)	Mike Rains
46.	49 - May 28	@ St. Paul	Jakson Reetz	Catcher	▲ 7	Ball (1-1)	No	Walk (3-2)	Ryan LaMarre (RF)	Mike Rains
47.	53 - June 2	vs. Memphis	Tucker Bradley	Batter	▲ 5	Strike (1-2)	No	Walk (3-2)	Andrew Suarez (P)	Paul Clemens
48.	53 - June 2	vs. Memphis	Brewer Hicklen	Batter	▲ 9	Strike (1-1)	No	Strikeout Swinging (1-2)	Jake Walsh (P)	Paul Clemens
49.	54 - June 3	vs. Memphis	Jakson Reetz	Catcher	▲ 2	Ball (2-0)	No	Single (2-0)	Tim Lott (1B)	Paul Clemens
50.	54 - June 3	vs. Memphis	Samad Taylor	Batter	▲ 6	Strike (0-1)	No	Strikeout Swinging (0-2)	Jack Thompson (P)	Cody Clark
51.	54 - June 3	vs. Memphis	Jakson Reetz	Catcher	▲ 7	Ball (2-2)	No	Strikeout Looking (3-2)	Aaron Antonini (DHI)	Cody Clark
52.	55 - June 4	vs. Memphis	CJ Alexander	Batter	▲ 9	Strike (0-0)	No	Double Play, 6-4-3 (2-2)	Grant Black (P)	Mark Bass
53.	55 - June 4	vs. Memphis	Logan Porter	Catcher	▲ 6	Ball (0-0)	YES	Groundout, 6-3 (2-2)	Eniel Queeruto (CF)	Mark Bass
54.	55 - June 4	vs. Memphis	Jonah Dipoto	Pitcher	▲ 9	Ball (2-2)	No	RBI Walk (3-2)	Emil Robinson (3B)	Mark Bass
55.	59 - June 9	@ Indianapolis	Logan Porter	Catcher	▲ 2	Strike (0-0)	YES	Walk (3-2)	Kent Emanuel (P)	Lew Williams III
56.	59 - June 9	@ Indianapolis	Jakson Reetz	Catcher	▲ 2	Ball (0-1)	YES	Strikeout Swinging (0-2)	Nick Gonzales (2B)	Lew Williams III
57.	59 - June 9	@ Indianapolis	Jakson Reetz	Catcher	▲ 9	Ball (0-0)	YES	Strikeout Swinging (0-2)	Ryan Villade (CF)	Lew Williams III
58.	59 - June 9	@ Indianapolis	Jakson Reetz	Catcher	▲ 9	Ball (0-0)	No	Fielder's Choice, 5-4 (1-0)	Henry Davis (RF)	Lew Williams III
59.	60 - June 10	@ Indianapolis	Samad Taylor	Batter	▲ 3	Strike (2-1)	No	Walk (3-2)	Ryan Burch (P)	Sam Burch
60.	60 - June 10	@ Indianapolis	Brewer Hicklen	Batter	▲ 4	Strike (1-1)	No	Strikeout Swinging (1-2)	Ryan Burch (P)	Sam Burch
61.	60 - June 10	@ Indianapolis	Jakson Reetz	Batter	▲ 7	Strike (0-2)	YES	Groundout, 6-3 (2-2)	Tyler Matwood (P)	Sam Burch
62.	60 - June 10	@ Indianapolis	Jakson Reetz	Catcher	▲ 7	Ball (2-2)	No	Walk (3-2)	Chris Owens (SS)	Sam Burch
63.	64 - June 16	vs. Columbus	Jose Briceño	Catcher	▲ 6	Ball (2-2)	No	Double Play, 4-6-3 (3-2)	Zack Collins (C)	Dexter Kelley
64.	65 - June 17	vs. Columbus	Adeiny Hechavarria	Batter	▲ 4	Strike (3-1)	YES	Walk (3-1)	Luis Oviedo (P)	Luis Hernandez
65.	65 - June 17	vs. Columbus	Logan Porter	Catcher	▲ 6	Ball (1-0)	No	Home Run (2-1)	Oscar Gonzalez (LF)	Luis Hernandez
66.	65 - June 17	vs. Columbus	Jose Briceño	Batter	▲ 6	Strike (1-2)	No	Strikeout Looking (1-2)	Michael Kelly (P)	Luis Hernandez
67.	65 - June 17	vs. Columbus	Logan Porter	Catcher	▲ 7	Ball (1-1)	YES	Single (1-2)	George Valera (RF)	Luis Hernandez
68.	66 - June 18	vs. Columbus	James Nickerson	Pitcher	▲ 4	Ball (0-0)	No	Single (2-0)	Jose Matamoros (P)	Jose Matamoros
69.	66 - June 18	vs. Columbus	Jose Briceño	Catcher	▲ 4	Ball (1-0)	No	Walk (3-0)	George Valera (RF)	Jose Matamoros
70.	66 - June 18	vs. Columbus	Jose Briceño	Catcher	▲ 8	Ball (1-0)	YES	Groundout, 4-3 (2-2)	Jhonkensy Noel (1B)	Jose Matamoros
71.	70 - June 23	@ Rochester	Clay Dungan	Batter	▲ 6	Strike (1-2)	YES	Single (2-2)	Joan Adon (P)	Steven Jaschinski
72.	70 - June 23	@ Rochester	Logan Porter	Batter	▲ 8	Strike (1-0)	YES	Strikeout Looking (2-2)	Amos Willingham (P)	Steven Jaschinski
73.	70 - June 23	@ Rochester	Logan Porter	Batter	▲ 8	Strike (1-1)	No	Strikeout Looking (2-2)	Amos Willingham (P)	Steven Jaschinski
74.	71 - June 24	@ Rochester	Jermaine Palacios	Batter	▲ 2	Ball (0-0)	No	Strikeout Looking (2-2)	Anthony Banda (P)	Chris Marco
75.	71 - June 24	@ Rochester	Jose Briceño	Catcher	▲ 2	Ball (0-0)	No	Groundout, 6-3 (2-2)	Luis Torrens (C)	Chris Marco
76.	71 - June 24	@ Rochester	Jose Briceño	Catcher	▲ 6	Ball (1-0)	YES	Walk (3-2)	Travis Blankenhorn (LF)	Chris Marco
77.	71 - June 24	@ Rochester	Jonathan Heasley	Pitcher	▲ 6	Ball (3-2)	No	Walk (3-2)	Travis Blankenhorn (LF)	Chris Marco
78.	72 - June 25	@ Rochester	John Rave	Batter	▲ 3	Ball (1-2)	YES	Strikeout Swinging (2-2)	Sean Doolittle (P)	Tom West
79.	76 - July 2 [G1]	vs. Iowa	Jose Briceño	Catcher	▲ 1	Ball (1-0)	No	Walk (3-1)	Patrick Wisdom (1B)	Randy Rosenberg
80.	76 - July 2 [G1]	vs. Iowa	Jose Briceño	Catcher	▲ 4	Ball (0-0)	No	Walk (3-0)	Dom Nunez (C)	Randy Rosenberg
81.	76 - July 2 [G1]	vs. Iowa	Clay Dungan	Batter	▲ 5	Strike (1-0)	YES	RBI Single (2-1)	Rowan Wick (P)	Randy Rosenberg
82.	76 - July 2 [G1]	vs. Iowa	Nate Eaton	Batter	▲ 6	Strike (1-0)	YES	Strikeout Swinging (2-2)	Rowan Wick (P)	Randy Rosenberg
83.	76 - July 2 [G1]	vs. Iowa	Jose Briceño	Catcher	▲ 7	Ball (2-2)	No	Single (3-2)	Sergio Alcantara (SS)	Randy Rosenberg
84.	77 - July 2 [G2]	vs. Iowa	Angelo Castellano	Batter	▲ 3	Strike (0-0)	No	Fielder's Choice, 6-4 (0-1)	Nick Neider (P)	Louie Krupa
85.	78 - July 3	vs. Iowa	Logan Porter	Catcher	▲ 4	Ball (0-1)	YES	Walk (3-2)	Dom Nunez (C)	Tyler Jones
86.	78 - July 3	vs. Iowa	Logan Porter	Catcher	▲ 6	Ball (0-1)	No	Strikeout Swinging (2-2)	Miles Mastroianni (2B)	Tyler Jones
87.	78 - July 3	vs. Iowa	Clay Dungan	Batter	▲ 7	Strike (0-0)	YES	Strikeout Looking (2-2)	Bailey Horn (P)	Tyler Jones
88.	78 - July 3	vs. Iowa	Nate Eaton	Catcher	▲ 8	Strike (0-2)	No	Strikeout Looking (0-2)	Cam Sanders (P)	Tyler Jones
89.	82 - July 7	@ Gwinnett	Logan Porter	Batter	▲ 3	Strike (2-1)	YES	Walk (3-1)	Jared Shuster (P)	Matthew Bates
90.	82 - July 7	@ Gwinnett	Logan Porter	Batter	▲ 3	Strike (3-1)	YES	Walk (3-1)	Jared Shuster (P)	Matthew Bates
91.	82 - July 7	@ Gwinnett	Jermaine Palacios	Batter	▲ 9	Strike (0-1)	No	Strikeout Swinging (2-2)	Beau Burrows (P)	Matthew Bates
92.	82 - July 7	@ Gwinnett	Logan Porter	Catcher	▲ 9	Ball (3-0)	YES	Walk (3-2)	Chadwick Tromp (C)	Matthew Bates
93.	83 - July 9	@ Gwinnett	Jose Briceño	Catcher	▲ 1	Ball (2-0)	No	Flyout, F9 (3-2)	Jesus Aguilar (DH)	Cody Oakes
94.	83 - July 9	@ Gwinnett	Jose Briceño	Catcher	▲ 6	Ball (1-2)	No	Walk (3-2)	Vaughn Grissom (2B)	Cody Oakes
95.	86 - July 16	vs. Indianapolis	Jose Briceño	Catcher	▲ 2	Ball (0-1)	No	Walk (3-2)	Alika Williams (SS)	Jennifer Pawol
96.	86 - July 16	vs. Indianapolis	Christian Chamberlain	Pitcher	▲ 3	Ball (2-2)	YES	Strikeout Looking (2-2)	Canaan Smith-Nigbha (RF)	Jennifer Pawol
97.	86 - July 16	vs. Indianapolis	Christian Chamberlain	Pitcher	▲ 4	Ball (1-1)	YES	RBI Double (1-2)	Vinny Capra (3B)	Jennifer Pawol
98.	86 - July 16	vs. Indianapolis	Christian Chamberlain	Pitcher	▲ 4	Ball (2-2)	YES	Strikeout Looking (2-2)	Josh Bissonette (2B)	Jennifer Pawol
99.	86 - July 16	vs. Indianapolis	Jose Briceño	Catcher	▲ 5	Ball (3-2)	No	Walk (3-2)	Aaron Shackelford (DH)	Jennifer Pawol
100.	86 - July 16	vs. Indianapolis	Jackson Kowar	Pitcher	▲ 8	Ball (2-2)	YES	Strikeout Looking (2-2)	Aaron Shackelford (DH)	Jennifer Pawol
101.	86 - July 16	vs. Indianapolis	Nate Eaton	Batter	▲ 8	Strike (0-1)	No	Strikeout Swinging (0-2)	Colin Selby (P)	Jennifer Pawol
102.	90 - July 21	vs. St. Paul	Logan Porter	Catcher	▲ 5	Ball (3-0)	No	Walk (3-0)	Alex De Goti (SS)	Matthew Brown
103.	90 - July 21	vs. St. Paul	Logan Porter	Catcher	▲ 7	Ball (1-0)	YES	Walk (3-2)	Kyle Garlick (1B)	Matthew Brown
104.	90 - July 21	vs. St. Paul	Logan Porter	Catcher	▲ 7	Ball (0-0)	YES	Fielder's Choice, 6-4 (1-2)	Kyle Williams (C)	Matthew Brown
105.	90 - July 21	vs. St. Paul	Adeiny Hechavarria	Batter	▲ 8	Strike (0-0)	No	Single (0-1)	Cody Laveran (P)	Matthew Brown
106.	90 - July 21	vs. St. Paul	Christian Chamberlain	Pitcher	▲ 8	Ball (0-1)	YES	Strikeout Swinging (0-2)	Ernie Lake (3B)	Matthew Brown
107.	90 - July 21	vs. St. Paul	Clay Dungan	Batter	▲ 9	Strike (0-1)	No	Strikeout Swinging (1-2)	Josh Winder (P)	Matthew Brown
108.	91 - July 22	vs. St. Paul	Max Castillo	Pitcher	▲ 1	Ball (0-0)	No	Single (2-2)	Kyle Garlick (1B)	David Arrieta
109.	91 - July 22	vs. St. Paul	Tyler Gentry	Batter	▲ 2	Strike (2-1)	YES	Walk (3-1)	Dallas Keuchel (P)	David Arrieta
110.	91 - July 22	vs. St. Paul	Jose Briceño	Catcher	▲ 8	Ball (0-1)	YES	Groundout, 6-3 (1-2)	Trevor Larnach (LF)	David Arrieta

														STORM CHASERS				OPPONENT			
GM #	MARCH	OPPONENT	SCORE	RECORD	STANDINGS, DIV	WIN	LOSS	SAVE	TEMP.	1ST PITCH	TIME	ATT.	HOME ATT.	R	H	E	LO	R	H	E	LO
1.	3/31	@ Indianapolis	W, 8-6	1-0	1st +0.5	C. Snider (1-0)	Y. De Los Santos (0-1)	J. Staumont (1)	66°	7:05 PM	2:54	8,095		8	12	0	14	6	11	2	7
														STORM CHASERS				OPPONENT			
GM #	APRIL	OPPONENT	SCORE	RECORD	STANDINGS, DIV	WIN	LOSS	SAVE	TEMP.	1ST PITCH	TIME	ATT.	HOME ATT.	R	H	E	LO	R	H	E	LO
2.	4/1	@ Indianapolis	W, 12-1	2-0	1st +1.0	D. Parrish (1-0)	C. Smith (0-1)	-	42°	1:37 PM	2:26	4,012		12	16	0	11	1	5	2	3
3.	4/2	@ Indianapolis	W, 8-3	3-0	1st +1.0	J. Kowar (1-0)	D. Zamora (0-1)	-	49°	1:36 PM	2:53	4,240		8	12	0	9	3	11	2	10
4.	4/4	TOLEDO	L, 9-2	3-1	2nd -0.5	B. White (1-0)	M. Castillo (0-1)	-	55°	6:42 PM	2:27	3,200	3,200	2	6	0	6	9	12	0	5
5.	4/5	TOLEDO	L, 7-6	3-2	2nd -1.0	T. Holton (1-0)	R. Weiss (0-1)	M. Díaz (2)	35°	12:07 PM	2:40	1,405	4,605	6	8	2	6	7	12	1	9
6.	4/6	TOLEDO	L, 8-5	3-3	3rd -2.0	J. Fry (1-0)	J. Kowar (1-1)	M. Del Pozo (1)	45°	12:06 PM	2:48	1,607	6,212	5	7	1	4	8	10	2	9
7.	4/7	TOLEDO	W, 9-4	4-3	2nd -1.0	J. Heasley (1-0)	R. Olson (0-2)	-	70°	6:35 PM	2:35	1,968	8,180	9	12	0	6	4	9	0	11
8.	4/8	TOLEDO	W, 13-8	5-3	2nd -0.5	M. Martinez (1-0)	M. Lorenzen (0-1)	-	71°	2:05 PM	2:49	2,070	10,250	13	12	3	4	8	13	0	12
9.	4/9	TOLEDO	L, 8-2	5-4	2nd -1.5	T. Holton (2-0)	M. Castillo (0-2)	-	73°	2:11 PM	2:57	2,119	12,369	2	6	3	12	8	13	0	11
10.	4/11	@ Iowa	L, 9-6	5-5	15th -2.5	R. Elias (1-0)	M. Mayers (0-1)	M. Rodriguez (1)	79°	6:38 PM	2:34	3,557		6	10	0	6	9	7	1	6
11.	4/12	@ Iowa	W, 10-6	6-5	15th -1.5	J. Kowar (2-0)	R. Thompson (0-1)	-	77°	12:09 PM	2:26	4,085		10	12	0	5	6	8	0	4
12.	4/13	@ Iowa	L, 14-1	6-6	16th -2.5	N. Neidert (1-1)	J. Heasley (1-1)	-	81°	6:38 PM	2:18	3,647		1	6	1	4	14	15	0	8
13.	4/14	@ Iowa	W, 11-8	7-6	16th -2.0	C. Snider (2-0)	M. Rodriguez (1-1)	N. Wittgren (1)	79°	7:09 PM	3:16	6,257		11	11	2	10	8	11	3	10
	4/15	@ Iowa	PPD/Rain (To be made up April 16)																		
14.	4/16 G1	@ Iowa	Cancelled/Snow																		
15.	4/16 G2	@ Iowa	Cancelled/Snow																		
14.	4/18	GWINNETT	L, 4-1	7-7	15th -3.0	T. Tice (2-0)	J. Kowar (2-2)	Y. Ríos (1)	70°	6:39 PM	2:24	1,703	14,072	1	7	1	8	4	6	0	8
15.	4/19	GWINNETT	L, 6-2	7-8	15th -4.0	B. Burrows (1-0)	J. Heasley (1-2)	-	70°	12:05 PM	2:15	6,641	20,713	2	6	0	5	6	10	0	3
16.	4/20	GWINNETT	L, 9-3	7-9	16th -4.5	B. Moran (1-0)	M. Castillo (0-3)	-	56°	6:37 PM	2:47	2,026	22,739	3	3	1	10	9	10	1	5
17.	4/21	GWINNETT	L, 7-3	7-10	7th -6.0	A. Winans (1-2)	E. Sisk (0-1)	-	44°	6:36 PM	3:01	2,041	24,780	3	9	2	9	7	11	0	8
18.	4/22	GWINNETT	L, 5-2	7-11	16th -7.0	D. Dodd (1-0)	A. Núñez (0-1)	Y. Ríos (2)	42°	2:06 PM	2:27	3,025	27,805	2	4	1	2	5	10	0	10
19.	4/23	GWINNETT	W, 5-3	8-11	16th -6.0	M. Mayers (1-1)	N. Kingham (0-3)	N. Wittgren (2)	49°	2:06 PM	2:23	2,046	29,851	5	12	3	6	3	8	0	9
20.	4/25	@ Nashville	L, 8-3	8-12	16th -7.0	R. Gasser (1-0)	J. Heasley (1-3)	-	67°	6:39 PM	2:14	4,127		3	5	1	3	8	11	0	6
21.	4/26	@ Nashville	L, 5-0	8-13	17th -8.0	C. Boushley (1-1)	M. Castillo (0-4)	-	68°	6:37 PM	2:27	5,455		0	4	0	5	5	11	1	8
22.	4/27	@ Nashville	W, 2-1	9-13	7th -7.0	A. Cox (1-0)	J. Junk (2-1)	N. Wittgren (3)	61°	7:19 PM	2:28 (:44)	3,507		2	8	0	7	1	6	1	8
23.	4/28	@ Nashville	L, 4-3	9-14	7th -7.0	J. Bukauskas (1-0)	J. Dye (0-1)	-	69°	6:37 PM	2:26	6,707		3	5	1	3	4	7	1	4
24.	4/29	@ Nashville	L, 6-5 (10)	9-15	18th -8.0	L. Erceg (3-0)	E. Sisk (0-2)	-	70°	6:39 PM	2:58	9,833		5	8	0	6	6	13	1	15
25.	4/30	@ Nashville	W, 10-6	10-15	7th -7.0	A. Núñez (1-1)	J. Bukauskas (1-1)	-	61°	3:08 PM	3:00 (7:03)	9,469		10	11	1	9	6	9	3	9
APRIL Hitting Results: .250/.337/.441 (200-for-799), 49 2B, 2 3B, 33 HR, 124 R, 99 BB, 38 SB // APRIL Pitching Results: 9-15, 5.65 ERA (133 ER in 212.0 IP), 3/7 SV, 238 H, 30 HR, 104 BB, 198 K, 1.61 WHIP, .284 AVG																					
														STORM CHASERS				OPPONENT			
GM #	MAY	OPPONENT	SCORE	RECORD	STANDINGS, DIV	WIN	LOSS	SAVE	TEMP.	1ST PITCH	TIME	ATT.	HOME ATT.	R	H	E	LO	R	H	E	LO
26.	5/2	LOUISVILLE	L, 10-4	10-16	18th -8.0	A. Abbott (1-0)	M. Castillo (0-5)	-	57°	12:06 PM	2:57	2,024	31,875	4	6	0	10	10	14	2	8
27.	5/3	LOUISVILLE	L, 7-4	10-17	10th -9.0	B. Lively (4-0)	M. Martinez (1-1)	-	60°	11:07 AM	2:20	3,364	35,239	4	10	1	5	7	11	0	7
28.	5/4	LOUISVILLE	L, 12-10	10-18	10th -9.0	R. Wynne (1-1)	D. Parrish (1-1)	-	77°	6:36 PM	2:45	3,333	38,572	10	11	1	9	12	13	4	4
29.	5/5	LOUISVILLE	W, 6-2	11-18	10th -8.0	M. Mayers (2-1)	B. Williamson (1-4)	J. Kowar (1)	63°	6:36 PM	2:14	5,735	44,307	6	5	0	3	2	7	1	7
30.	5/6	LOUISVILLE	W, 11-9	12-18	8th -7.5	E. Sisk (1-2)	J. Kuhnel (0-1)	J. Cuas (1)	78°	6:37 PM	2:57	3,872	48,179	11	12	0	8	9	13	1	6
31.	5/7	LOUISVILLE	L, 4-3	12-19	9th -7.0	Z. Brown (1-1)	B. Kriske (0-1)	A. Busenitz (3)	82°	2:07 PM	2:46	2,469	50,648	3	8	0	7	4	6	0	8
32.	5/9	@ Scranton/WB	L, 14-2	12-20	9th -8.0	M. Spence (3-2)	D. Parrish (1-2)	-	68°	6:06 PM	2:20	3,053		2	4	1	2	14	18	1	7
33.	5/10	@ Scranton/WB	L, 4-3	12-21	10th -8.5	A. McGarity (3-0)	D. Coleman (0-1)	-	60°	11:05 AM	2:41	5,829		3	5	0	9	4	4	1	6
34.	5/11	@ Scranton/WB	W, 4-3 (11)	13-21	9th -8.5	A. Núñez (2-1)	D. Snelten (0-2)	-	76°	6:37 PM	3:02	3,691		4	4	0	6	3	8	2	10
35.	5/12	@ Scranton/WB	W, 3-2	14-21	9th -8.5	D. Lynch (1-0)	R. Vásquez (0-5)	N. Wittgren (4)	79°	6:35 PM	2:22	4,142		3	8	0	5	2	4	1	6
36.	5/13	@ Scranton/WB	L, 8-6	14-22	10th -9.0	A. McGarity (4-0)	B. Kriske (0-2)	-	76°	4:05 PM	2:32	5,027		6	14	0	6	8	10	0	5
37.	5/14	@ Scranton/WB	W, 6-3	15-22	9th -8.0	J. Dipoto (1-0)	D. Snelten (0-3)	N. Wittgren (5)	75°	1:06 PM	3:02	3,058		6	7	0	6	3	9	1	11
38.	5/16	TOLEDO	L, 9-2	15-23	10th -8.0	H. Hembree (4-1)	J. Heasley (1-4)	-	77°	6:36 PM	2:45	2,001	52,649	2	9	1	15	9	12	0	6
39.	5/17	TOLEDO	W, 16-8	16-23	10th -7.5	W. Pennington (1-0)	Z. Logue (1-3)	-	83°	6:37 PM	2:54	2,218	54,867	16	18	0	8	8	14	2	3
40.	5/18	TOLEDO	W, 9-0	17-23	10th -6.5	A. Cox (2-0)	B. Haniffee (0-3)	-	78°	6:37 PM	2:31	3,529	58,396	9	14	0	8	0	3	0	6
41.	5/19	TOLEDO	W, 9-1	18-23	10th -6.0	A. Núñez (3-1)	A. Bergner (1-1)	-	66°	6:36 PM	2:41	5,058	63,454	9	12	1	9	1	6	1	8
42.	5/20	TOLEDO	L, 4-1	18-24	10th -7.5	R. Olson (2-3)	J. McArthur (0-1)	M. Díaz (7)	75°	6:38 PM	2:47	6,882	70,336	1	2	0	8	4	5	1	8
43.	5/21	TOLEDO	W, 8-4	19-24	10th -6.5	N. Wittgren (1-0)	S. Elledge (0-1)	-	81°	5:07 PM	2:50	3,995	74,331	8	12	0	9	4	15	2	11
44.	5/23	@ St. Paul	W, 6-1	20-24	10th -6.5	D. Lynch (2-0)	S. Woods Richardson (0-5)	-	76°	11:09 AM	2:24	7,436		6	10	0	10	1	6	0	7
45.	5/24	@ St. Paul	L, 6-5	20-25	10th -6.5	O. Ortega (2-0)	B. Kriske (0-3)	-	68°	7:08 PM	3:00	4,222		5	11	1	12	6	9	2	9
46.	5/25	@ St. Paul	L, 8-6	20-26	10th -7.5	R. Henriquez (1-0)	A. Núñez (3-2)	P. Murphy (2)	74°	7:09 PM	2:50	7,218		6	10	3	12	8	10	2	6
47.	5/26	@ St. Paul	W, 6-4	21-26	9th -6.5	D. Parrish (2-2)	C. Sadzeck (1-3)	D. Coleman (1)	77°	7:08 PM	2:59	6,080		6	8	1	8	4	8	1	9
48.	5/27	@ St. Paul	L, 14-1	21-27	9th -7.5	R. Dobnak (2-1)	J. Heasley (1-5)	-	80°	7:10 PM	2:51	6,386		1	6	3	8	14	16	1	10
49.	5/28	@ St. Paul	L, 10-6	21-28	10th -8.5	J. Winder (3-1)	J. Kowar (2-3)	-	82°	5:12 PM	2:28	8,640		6	11	2	4	10	9	1	2
50.	5/30	MEMPHIS	W, 7-6	22-28	9th -8.0	A. Veneziano (1-0)	J. Woodford (0-1)	B. Kriske (1)	82°	7:06 PM	2:32	2,352	76,683	7	12	0	6	6	6	3	8
51.	5/31	MEMPHIS	L, 9-4	22-29	10th -8.5	M. McGreevy (4-0)	A. Cox (2-1)	-	84°	7:06 PM	2:37	5,049	81,732	4	9	2	8	9	11	2	8
MAY Hitting Results: .269/.366/.436 (238-for-885), 53 2B, 7 3B, 27 HR, 148 R, 120 BB, 58 SB // MAY Pitching Results: 12-14, 5.61 ERA (162 ER in 229.1 IP), 6/12 SV, 247 H, 46 HR, 126 BB, 235 K, 1.63 WHIP, .278 AVG																					
														STORM CHASERS				OPPONENT			
GM #	JUNE	OPPONENT	SCORE	RECORD	STANDINGS, DIV	WIN	LOSS	SAVE	TEMP.	1ST PITCH	TIME	ATT.	HOME ATT.	R	H	E	LO	R	H	E	LO
52.	6/1	MEMPHIS	L, 12-6	22-30	10th -9.0	D. Hudson (2-3)	C. Snider (2-1)	-	70°	7:07 PM	3:12	3,685	85,417	6	9	1	8	12	11	0	9
53.	6/2	MEMPHIS	W, 10-9 (10)	23-30	10th -8.5	J. Dipoto (2-0)	J. Walsh (2-1)	-	76°												

GM #	JUNE	OPPONENT	SCORE	RECORD	STANDINGS, LG	WIN	LOSS	SAVE	TEMP.	1ST PITCH	TIME	ATT.	HOME A/T	STORM CHASERS				OPPONENT			
														R	H	E	LO	R	H	E	LO
73.	6/28	IOWA	L, 9-2	0 - 1, 38 - 35	<sup>1</sup> 10th -1.0	K. Kilian (5-1)	B. Hanifee (0-3)	-	83°	12:07 PM	2:33	3,776	131,378	2	5	1	5	9	7	0	8
74.	6/29	IOWA	W, 8-3	1 - 1, 39 - 35	<sup>1</sup> 7th -1.0	M. Mayers (3-1)	R. Thompson (2-5)	-	89°	7:09 PM	2:44	5,951	137,329	8	12	0	11	3	3	1	4
75.	6/30	IOWA	L, 6-5	1 - 2, 39 - 36	<sup>1</sup> 11th -2.0	M. Rodriguez (2-3)	J. Kowar (2-4)	-	82°	7:08 PM	2:52	6,012	143,341	5	9	0	10	6	8	2	5
JUNE Hitting Results: .281/.380/.450 (226-for-804), 55 2B, 3 3B, 25 HR, 152 R, 125 BB, 45 SB // JUNE Pitching Results: 16-6, 4.35 ERA (104 ER in 215.1 IP), 6/11 SV, 187 H, 26 HR, 127 BB, 219 K, 1.46 WHIP, .232 AVG																					

														STORM CHASERS				OPPONENT						
GM #	JULY	OPPONENT	SCORE	RECORD	STANDINGS, LG	WIN	LOSS	SAVE	TEMP.	1ST PITCH	TIME	ATT.	HOME ATT.	R	H	E	LO	R	H	E	LO			
76.	7/1	IOWA	PPD/Rain (Made up July 2, 6-2 loss)								-	84°	2:07 PM	2:20	-	143,341	11	16	0	6	1	4	0	8
77.	7/2 G1	IOWA	W, 11-1 (7)	2-2, 40-36	'8th -1.5	J. Bowlan (2-0)	C. Clarke (0-3)	-	87°	5:06 PM	1:46	6,764	150,105	2	6	0	3	6	10	0	3			
78.	7/3	IOWA	L, 6-2 (7)	2-3, 40-37	'13th -3.0	N. Neidert (4-3)	C. Ragans (0-1)	-	88°	7:08 PM	2:41	9,023	159,128	6	5	1	5	7	9	1	5			
79.	7/4	@ Gwinnett	L, 7-6	2-4, 40-38	'14th -4.0	B. Brown (4-5)	A. Zerpa (0-1)	M. Rodriguez (10)	88°	7:07 PM	2:14	10,067		1	3	1	0	3	4	0	6			
80.	7/5	@ Gwinnett	L, 3-2	2-5, 40-39	'15th -4.0	R. Muñoz (2-2)	J. Kowar (2-5)	G. Holmes (5)	88°	7:07 PM	3:08	1,811		7	13	1	9	8	10	0	9			
81.	7/6	@ Gwinnett	L, 8-7 (10)	2-6, 40-40	'15th -4.0	B. Burrows (3-2)	B. Kriske (0-4)	-	83°	7:07 PM	2:21	2,761		6	10	1	4	9	6	0	2			
82.	7/7	@ Gwinnett	L, 9-6	2-7, 40-41	'18th -5.0	N. Margevicius (3-2)	E. Sisk (2-3)	G. Holmes (6)	81°	8:13 PM	2:21	2,761		7	13	0	13	1	7	0	8			
83.	7/8	@ Gwinnett	W, 7-1	3-7, 41-41	'16th -4.5	C. Ragans (1-1)	J. Shuster (2-2)	J. Bowlan (1)	80°	8:13 PM	2:45 (1:08)	4,515		7	13	0	13	1	7	0	8			
83.	7/9	@ Gwinnett	Cancelled/Wet Grinds								-	83°	1:06 PM	2:23	5,129									
84.	7/14	INDIANAPOLIS	L, 8-1	3-8, 41-42	18th -5.5	A. Winans (7-3)	B. Keller (0-2)	-	82°	7:08 PM	2:29	5,184	164,312	1	3	1	3	8	8	0	7			
85.	7/15	INDIANAPOLIS	L, 13-5	3-9, 41-43	18th -5.5	K. Emanuel (7-3)	A. Zerpa (0-2)	-	85°	7:08 PM	2:49	3,927	182,085	5	12	0	12	13	13	0	9			
86.	7/16	INDIANAPOLIS	W, 8-3	4-9, 42-43	18th -5.5	W. Pennington (3-0)	C. Alldred (5-2)	-	85°	7:08 PM	2:35	5,768	170,080	8	8	0	5	3	9	0	9			
87.	7/17	INDIANAPOLIS	L, 11-4	4-10, 42-44	'18th -6.0	J. Jones (2-1)	B. Keller (0-3)	-	84°	5:06 PM	2:48	5,553	175,633	4	10	0	8	11	14	0	9			
87.	7/18	ST. PAUL	W, 1-0	5-10, 43-44	18th -5.0	W. Pennington (4-0)	J. Winder (5-2)	-	65°	12:07 PM	2:00	2,525	178,158	1	5	0	5	0	2	1	4			
88.	7/19	ST. PAUL	L, 9-4	5-11, 43-45	18th -6.0	L. Varland (4-0)	J. Bowlan (2-1)	A. Sanchez (1)	79°	7:07 PM	2:49	3,927	182,085	4	7	0	5	9	8	0	14			
89.	7/20	ST. PAUL	L, 6-5	5-12, 43-46	'18th -7.0	A. Brice (1-1)	S. Cruz (0-1)	P. Murphy (6)	79°	7:06 PM	2:44	5,555	187,640	5	10	0	9	6	10	0	9			
90.	7/21	ST. PAUL	W, 5-4	6-12, 44-46	18th -6.5	C. Chamberlain (1-1)	J. Winder (5-3)	-	81°	7:07 PM	2:36	6,598	194,238	5	10	0	9	4	6	1	7			
91.	7/22	ST. PAUL	W, 8-5	7-12, 45-46	7th -6.0	W. Klein (1-0)	B. Enlow (2-3)	-	83°	7:07 PM	2:27	5,528	199,766	8	9	0	6	5	9	2	4			
92.	7/23	ST. PAUL																						
93.	7/25	@ Columbus																						
94.	7/26	@ Columbus																						
95.	7/27	@ Columbus																						
96.	7/28	@ Columbus																						
97.	7/29	@ Columbus																						
98.	7/30	@ Columbus																						
JULY Hitting Results: TBD // JULY Pitching Results: TBD																								

[illegible][illegible]



### LF

Tucker Bradley, 43 (1-22)  
 Dairon Blanco, 11 (6-5)  
 Brewer Hicklen, 10 (2-8)  
 Samad Taylor, 9 (6-3)  
 John Rave, 8 (5-3)  
 Nate Eaton, 4 (3-1)  
 Nick Pratto, 3 (1-2)  
 Franmil Reyes, 1 (1-0)  
 Tyler Gentry, 1 (0-1)

### CF

Dairon Blanco, 26 (13-13)  
 John Rave, 16 (8-8)  
 Nate Eaton, 13 (6-7)  
 Drew Waters, 12 (7-5)  
 Samad Taylor, 11 (2-9)  
 Kyle Isbel, 8 (6-2)  
 Brewer Hicklen, 4 (2-2)

### RF

Tyler Gentry, 76 (37-39)  
 Dairon Blanco, 4 (4-0)  
 Nate Eaton, 4 (2-2)  
 CJ Alexander, 4 (1-3)  
 John Rave, 3 (1-2)

### SS

Angelo Castellano, 42 (17-25)  
 Adeiny Hechavarria, 22 (11-11)  
 Maikel Garcia, 14 (8-6)  
 Clay Dungan, 9 (5-4)  
 Jermaine Palacios, 2 (2-0)  
 Johan Camargo, 1 (1-0)  
 Nicky Lopez, 1 (1-0)

### 2B

Samad Taylor, 45 (24-21)  
 Clay Dungan, 16 (10-6)  
 Nick Loftin, 9 (1-8)  
 Nate Eaton, 8 (4-4)  
 Angelo Castellano, 7 (3-4)  
 Johan Camargo, 3 (2-1)  
 Michael Massey, 2 (1-1)  
 Nicky Lopez, 1 (0-1)

### 3B

Nick Loftin, 37 (21-16)  
 Clay Dungan, 10 (6-4)  
 Jermaine Palacios, 10 (6-4)  
 Maikel Garcia, 10 (2-8)  
 Nate Eaton, 9 (2-7)  
 Johan Camargo, 8 (5-3)  
 Angelo Castellano, 4 (3-1)  
 Samad Taylor, 2 (0-2)  
 Nicky Lopez, 1 (0-1)

### SP

Jonathan Heasley, 13 (7-6)  
 Drew Parrish, 12 (7-5)  
 Max Castillo, 12 (4-8)  
 Austin Cox, 9 (5-4)  
 Mike Mayers, 8 (3-5)  
 Anthony Veneziano, 7 (5-2)  
 Angel Zepa, 5 (0-5)  
 Daniel Lynch, 4 (3-1)  
 Daniel Mengden, 3 (3-0)  
 Alec Marsh, 3 (2-1)  
 Cole Ragans, 3 (2-1)  
 Ryan Yarbrough, 3 (1-2)  
 Jonathan Bownan, 2 (1-1)  
 Brad Keller, 2 (1-1)  
 James McArthur, 2 (1-1)  
 Jackson Kowar, 1 (0-1)  
 Marcelo Martinez, 1 (0-1)  
 Evan Sisk, 1 (0-1)

### 1B

CJ Alexander, 31 (16-15)  
 Logan Porter, 20 (12-8)  
 Nick Pratto, 16 (6-10)  
 Angelo Castellano, 9 (5-4)  
 Matt Beaty, 4 (3-1)  
 Paxton Wallace, 3 (2-1)  
 Greyson Jenista, 3 (1-2)  
 Jermaine Palacios, 3 (0-3)  
 Johan Camargo, 2 (1-1)

### DH

Brewer Hicklen, 34 (23-11)  
 CJ Alexander, 10 (6-4)  
 Tucker Bradley, 8 (5-3)  
 Dairon Blanco, 7 (4-3)  
 Tyler Gentry, 6 (2-4)  
 Logan Porter, 4 (1-3)  
 Nick Loftin, 4 (0-4)  
 Jackson Reetz, 3 (1-2)  
 Franmil Reyes, 3 (1-2)  
 Matt Beaty, 2 (1-1)  
 Clay Dungan, 2 (1-1)  
 Johan Camargo, 2 (0-2)  
 Freddy Fermin, 2 (0-2)  
 Kyle Isbel, 1 (1-0)  
 Nate Eaton, 1 (0-1)  
 Michael Massey, 1 (0-1)  
 Samad Taylor, 1 (0-1)

### C

Logan Porter, 46 (22-24)  
 Jackson Reetz, 23 (12-11)  
 Freddy Fermin, 12 (6-6)  
 José Briceño, 10 (5-5)

1	2	3	4	5	6	7	8	9
Samad Taylor, 49 (20-29) Drew Waters, 12 (7-5) Brewer Hicklen, 10 (7-3) Dairon Blanco, 9 (7-2) Nate Eaton, 3 (2-1) John Rave, 3 (1-2) Clay Dungan, 3 (0-3) Tucker Bradley, 2 (1-1)	Maikel Garcia, 24 (10-14) Samad Taylor, 16 (11-5) Nate Eaton, 11 (3-8) John Rave, 10 (7-3) Nick Loftin, 9 (7-2) Nate Eaton, 9 (4-5) Nicky Lopez, 3 (1-2) Michael Massey, 2 (1-1) Matt Beaty, 2 (0-2) Clay Dungan, 1 (1-0) CJ Alexander, 1 (0-1) Tucker Bradley, 1 (0-1) Adeiny Hechavarria, 1 (0-1) Logan Porter, 1 (0-1)	Tyler Gentry, 57 (28-29) Logan Porter, 8 (4-4) John Rave, 8 (2-6) Nick Loftin, 7 (4-3) Nick Pratto, 4 (3-1) Samad Taylor, 3 (1-2) Matt Beaty, 2 (2-0) Nate Eaton, 1 (0-1) Michael Massey, 1 (0-1)	Logan Porter, 30 (14-16) Nick Pratto, 14 (5-9) Tyler Gentry, 10 (5-5) CJ Alexander, 9 (5-4) Nate Eaton, 9 (4-5) Johan Camargo, 8 (6-2) Nick Loftin, 4 (2-2) Franmil Reyes, 4 (2-2) Matt Beaty, 1 (1-0) Freddy Fermin, 1 (1-0) Brewer Hicklen, 1 (0-1)	Nick Loftin, 25 (9-16) CJ Alexander, 12 (9-3) Logan Porter, 11 (8-3) Nate Eaton, 10 (5-5) Tucker Bradley, 9 (2-7) Clay Dungan, 4 (3-1) Brewer Hicklen, 4 (3-1) John Rave, 4 (2-2) Johan Camargo, 4 (1-3) Jackson Reetz, 2 (2-0) Tyler Gentry, 2 (1-1) Dairon Blanco, 1 (0-1) Freddy Fermin, 1 (0-1) Greyson Jenista, 1 (0-1) Nick Pratto, 1 (0-1)	Logan Porter, 16 (6-10) CJ Alexander, 15 (6-9) Brewer Hicklen, 10 (6-4) Tyler Gentry, 10 (2-8) Jackson Reetz, 8 (3-5) Nick Loftin, 5 (2-3) Nate Eaton, 4 (3-1) Adeiny Hechavarria, 4 (3-1) Dairon Blanco, 4 (2-2) Jermaine Palacios, 3 (3-0) Tucker Bradley, 3 (2-1) Freddy Fermin, 2 (2-0) Clay Dungan, 2 (1-1) Matt Beaty, 1 (1-0) José Briceño, 1 (1-0) Greyson Jenista, 1 (1-0) John Rave, 1 (1-0) Johan Camargo, 1 (0-1)	Dairon Blanco, 17 (9-8) Brewer Hicklen, 14 (6-8) Jackson Reetz, 11 (6-5) Adeiny Hechavarria, 10 (5-5) Freddy Fermin, 10 (3-7) Jermaine Palacios, 6 (2-4) Clay Dungan, 5 (4-1) CJ Alexander, 5 (3-2) Tyler Gentry, 4 (3-1) Logan Porter, 4 (2-2) Nate Eaton, 2 (1-1) Tucker Bradley, 1 (1-0) Greyson Jenista, 1 (0-1) Johan Camargo, 1 (0-1)	Clay Dungan, 18 (11-7) Dairon Blanco, 15 (7-8) Tucker Bradley, 12 (6-6) Brewer Hicklen, 9 (3-6) José Briceño, 8 (4-4) Angelo Castellano, 8 (4-4) Adeiny Hechavarria, 5 (2-3) Jackson Reetz, 5 (2-3) Jermaine Palacios, 4 (3-1) CJ Alexander, 3 (0-3) Paxton Wallace, 2 (1-1) Johan Camargo, 1 (1-0) John Rave, 1 (1-0)	Angelo Castellano, 55 (24-31) Tucker Bradley, 23 (14-9) Clay Dungan, 4 (2-2) Dairon Blanco, 2 (2-0) Adeiny Hechavarria, 2 (1-1) Jermaine Palacios, 2 (0-2) Brewer Hicklen, 1 (1-0) José Briceño, 1 (0-1) Paxton Wallace, 1 (0-1)

PLAYER	GS	POSITION										BATTING ORDER								
		C	1B	2B	3B	SS	LF	CF	RF	OF	DH	1ST	2ND	3RD	4TH	5TH	6TH	7TH	8TH	9TH
Tyler Gentry	83					1			76	77	6				57	10	2	10	4	
Logan Porter	71	46	21								4			1	8	31	11	16	4	
Samad Taylor	68			45	2		9	11		20	1	49	16	3						
Angelo Castellano	63		9	7	5	42													8	55
Tucker Bradley	51						43			43	8	2	1			9	3	1	12	23
Nick Loftin	50			9	37						4		9	7	4	25	5			
Brewer Hicklen	49						11	4		15	34	10			1	4	10	14	9	1
Dairon Blanco	48						11	26	4	41	7	9				1	4	17	15	2
CJ Alexander	45		31						4	4	10		1		9	12	15	5	3	
Nate Eaton	40			8	9		4	14	4	22	1	3	11	1	9	10	4	2		
Clay Dungan	37			16	10	9					2	3	1			4	2	5	18	4
John Rave	27					8	16	3		27		3	10	8		4	1		1	
Jakson Reetz	26	23									3					2	8	11	5	
Maikel Garcia	24				10	14							24							
Adeiny Hechavarria	22					22							1			4	10	5	2	
Nick Pratto	18		15				3			3				4	13	1				
Johan Camargo	15		2	3	7	1					2				8	4	1	1	1	
Jermaine Palacios	15		3		10	2											3	6	4	2
Freddy Fermin	14	12									2				1	1	2	10		
Drew Waters	12							12		12		12								
José Briceño	10	10															1		8	1
Kyle Isbel	9							8		8	1		9							
Matt Beaty	6		4								2		2	2	1		1			
Franmil Reyes	4					1				1	3				4					
Nicky Lopez	3			1	1	1							3							
Greyson Jenista	3		3														1	1	1	
Michael Massey	3			2									2	1						
Paxton Wallace	3		3																2	1

## # OF LINEUP COMBOS

91 Games  
89 Unique Lineup Combinations Used

## MOST USED LINEUP (2, 2x)

PLAYER	Pos.
1. Brewer Hicklen	DH
2. John Rave	CF
3. Logan Porter	C
4. Nate Eaton	2B
5. Tucker Bradley	LF
6. Tyler Gentry	RF
7. Adeiny Hechavarria	SS
8. Clay Dungan	3B
9. Angelo Castellano	1B

## STORM CHASERS POSITION PRODUCTION

	AVG	AB	H	TB	2B	3B	HR	RBI	BB	SO	OBP	SLG	OPS	SAC	SF	HBP	GIDP
C	.265	328	87	143	20	0	12	46	47	95	.365	.436	.801	0	3	6	9
1B	.253	348	88	166	18	3	18	57	35	94	.325	.477	.802	0	4	4	8
2B	.284	345	98	149	19	4	8	53	52	72	.379	.432	.811	1	7	5	9
3B	.287	341	98	158	21	0	13	62	46	70	.369	.463	.832	1	7	2	13
SS	.245	319	78	121	19	0	8	52	45	75	.337	.379	.716	0	3	1	4
LF	.277	318	88	149	23	4	10	52	48	79	.377	.469	.846	2	5	6	11
CF	.309	353	109	180	27	4	12	47	45	81	.400	.510	.910	2	2	10	14
RF	.233	347	81	137	21	1	11	54	51	94	.341	.395	.736	1	4	8	6
DH	.256	340	87	149	22	2	12	49	43	103	.348	.438	.786	2	2	6	6

## STORM CHASERS BATTING ORDER PRODUCTION

	AVG	AB	H	TB	2B	3B	HR	RBI	BB	SO	OBP	SLG	OPS	SAC	SF	HBP	GIDP
1st	.315	375	118	185	26	7	9	60	46	81	.392	.493	.885	1	8	7	10
2nd	.246	357	88	139	25	1	8	53	58	89	.352	.389	.741	1	5	3	10
3rd	.246	350	86	138	21	2	9	61	54	90	.356	.394	.750	1	6	9	10
4th	.253	360	91	159	18	1	16	52	37	95	.326	.442	.768	0	6	5	8
5th	.272	357	97	170	18	2	17	59	32	80	.336	.476	.812	1	3	4	11
6th	.277	336	93	170	27	1	16	45	39	89	.357	.506	.863	0	2	4	7
7th	.228	316	72	132	17	2	13	54	46	89	.337	.418	.755	2	2	7	9
8th	.276	293	81	118	16	0	7	34	61	88	.414	.403	.817	1	2	9	5
9th	.288	312	90	144	23	2	9	57	39	71	.364	.462	.826	2	3	0	10

## OUTFIELD ASSIST LOG (22)

#	OUTFIELDER	Pos.	ARM (MPH)	GAME	INNING	BASE	PITCHER	BATTER	RUNNER OUT	PLAY
1.	Tucker Bradley	LF	85.7	4/4 vs. Toledo	▲ 6	3rd	Brooks Kriske	Akil Baddoo	Akil Baddoo	Baddoo 3-RBI double, out at 3rd (7-6-5)
2.	Tyler Gentry	RF	62.2	4/14 @ Iowa	▼ 5	Home	Andrés Núñez	Matt Mervis	Christopher Morel	Mervis double, Morel out at home (9-4-2)
3.	Dairon Blanco	CF		4/19 vs. Gwinnett	▲ 3	2nd	Jonathan Heasley	Hendrik Clementina	Hendrik Clementina	Clementina RBI single, out at 2nd (8-4)
4.	Samad Taylor	CF	71.8	4/26 @ Nashville	▼ 5	2nd	Max Castillo	Andruw Monasterio	Andruw Monasterio	Monasterio single, out at 2nd (8-5-3-5)
5.	Nate Eaton	CF	95.4	4/27 @ Nashville	▼ 1	Home	Austin Cox	Keston Hiura	Andruw Monasterio	Hiura single, Monasterio out at home (8-2)
6.	Dairon Blanco	LF	43.3	4/28 @ Nashville	▼ 8	2nd	Jackson Kowar	Keston Hiura	Keston Hiura	Hiura 2-RBI single, out at 2nd (7-2-4)
7.	Brewer Hicklen	LF	67.7	5/2 vs. Louisville	▲ 5	2nd	Max Castillo	Matt McLain	Matt McLain	McLain 2-RBI single, out at 2nd (7-5-4-3-5)
8.	Dairon Blanco	CF	88.9	5/5 vs. Louisville	▲ 4	Home	Mike Mayers	Nick Martini	Will Benson	Martini flies out to CF, Benson out at home (8-2)
9.	Franmil Reyes	RF	68.2	5/6 vs. Louisville	▲ 6	2nd	Collin Snider	Matt McLain	Matt McLain	McLain RBI double, out at 2nd (7-6-4-5)
10.	Tyler Gentry	RF	69.6	5/11 @ Scranton/WB	▼ 9	Home	Nick Wittgren	Billy McKinney	Michael Hermosillo	McKinney RBI single, Hermosillo out at home (9-5-2)
11.	Drew Waters	CF		5/20 vs. Toledo	▲ 6	3rd	Walter Pennington	Parker Meadows	Jermaine Palacios	Meadows sacrifice fly DP, Palacios out at 3rd (8-6)
12.	Tucker Bradley	LF		5/25 @ St. Paul	▼ 5	2nd	Jackson Kowar	Chris Williams	Chris Williams	Williams RBI single, out at 2nd (7-5-3-4-3)
13.	Dairon Blanco	RF	83.8	5/26 @ St. Paul	▼ 3	2nd	Drew Parrish	Andrew Stevenson	Tony Wolters	Stevenson flies into a double play, Wolters out at 2nd (9-6)
14.	Tyler Gentry	RF		5/27 @ St. Paul	▼ 1	3rd	Jonathan Heasley	Jose Miranda	Andrew Stevenson	Miranda flies into a double play, Stevenson out at 3rd (9-1-5)
15.	Tyler Gentry	RF	92.1	5/28 @ St. Paul	▼ 3	Home	Max Castillo	Jose Miranda	Alex De Goti	Miranda lines into a double play, De Goti out at 3rd (9-2)
16.	Brewer Hicklen	LF	94.6	5/28 @ St. Paul	▼ 7	Home	Jackson Kowar	Jose Miranda	Andrew Stevenson	Miranda RBI single, Stevenson scores, Reetz Error (7-2)
17.	Nate Eaton	RF	74.9	6/4 vs. Memphis	▲ 9	2nd	Jonah Dipoto	Juniel Querecuto	Juniel Querecuto	Querecuto RBI single, out at 2nd (9-6)
18.	Brewer Hicklen	CF	71.5	6/8 @ Indianapolis	▼ 5	2nd	Drew Parrish	Henry Davis	Henry Davis	Davis single, out at 2nd (8-4)
19.	John Rave	LF	89.4	6/20 @ Rochester	▼ 1	2nd	Alec Marsh	Nomar Mazara	Nomar Mazara	Mazara RBI single, out at 2nd (7-2-4)
20.	Nate Eaton	CF	99.9	7/2 vs. Iowa [G1]	▲ 2	2nd	Brad Keller	Edwin Rios	Edwin Rios	Rios single, out at 2nd (8-4)
21.	Nate Eaton	LF	96.4	7/15 vs. Indianapolis	▲ 8	2nd	Brooks Kriske	Alika Williams	Aaron Shackelford	Williams single, Shackelford out at 2nd (7-5)
22.	Nate Eaton	CF	98.7	7/16 vs. Indianapolis	▲ 5	3rd	Emilio Marquez	Canaan Smith-Njigba	Chris Owings	Smith-Njigba single, Owings out at 3rd (8-5)

## BY PLAYER

	LF	1
NATE EATON (5)	CF	3
	RF	1
DAIRON BLANCO (4)	LF	1
	CF	2
	RF	1
TYLER GENTRY (4)	RF	4
	LF	2
BREWER HICKLEN (3)	CF	1
TUCKER BRADLEY (2)	LF	2
JOHN RAVE (1)	LF	1
FRANMIL REYES (1)	LF	1
SAMAD TAYLOR (1)	CF	1
DREW WATERS (1)	CF	1



DATE	OPPONENT	RESULT	SP	C	1B	2B	3B	SS	LF	CF	RF	DH
3/31	@ Indianapolis	W, 8-6	Mike Mayers	Freddy Fermin	Nick Pratto	Samad Taylor	Nick Loftin	Maikel Garcia	Tucker Bradley	Dairon Blanco	Ilyer Gentry	CJ Alexander
4/1	@ Indianapolis	W, 10-1	Austin Cox	Logan Porter	Nick Pratto	Angelo Castellano	Nick Loftin	Maikel Garcia	Tucker Bradley	Dairon Blanco	Ilyer Gentry	Jackson Reetz
4/2	TOLEDO	L, 9-2	Max Castillo	Freddy Fermin	Nick Pratto	Samad Taylor	Nick Loftin	Maikel Garcia	Tucker Bradley	Dairon Blanco	Ilyer Gentry	CJ Alexander
4/4	TOLEDO	L, 7-6	Mike Mayers	Jackson Reetz	Logan Porter	Angelo Castellano	Nick Loftin	Maikel Garcia	Dairon Blanco	Samad Taylor	Ilyer Gentry	Freddy Fermin
4/6	TOLEDO	L, 8-5	Jackson Kowar	Freddy Fermin	CJ Alexander	Samad Taylor	Nick Loftin	Maikel Garcia	Tucker Bradley	Dairon Blanco	Ilyer Gentry	Logan Porter
4/7	TOLEDO	W, 9-4	Jonathan Heasley	Freddy Fermin	Logan Porter	Samad Taylor	Angelo Castellano	Maikel Garcia	Tucker Bradley	Dairon Blanco	Ilyer Gentry	CJ Alexander
4/8	TOLEDO	W, 13-8	Drew Parrish	Freddy Fermin	Nick Pratto	Samad Taylor	Angelo Castellano	Maikel Garcia	Tucker Bradley	Dairon Blanco	Ilyer Gentry	CJ Alexander
4/9	TOLEDO	L, 8-2	Max Castillo	Logan Porter	Nick Pratto	Samad Taylor	Angelo Castellano	Maikel Garcia	Ilyer Gentry	Dairon Blanco	CJ Alexander	Jackson Reetz
4/11	@ Iowa	L, 9-6	Mike Mayers	Freddy Fermin	Nick Pratto	Samad Taylor	Nick Loftin	Maikel Garcia	Tucker Bradley	Dairon Blanco	Ilyer Gentry	Logan Porter
4/12	@ Iowa	W, 10-6	Austin Cox	Logan Porter	Nick Pratto	Samad Taylor	Nick Loftin	Maikel Garcia	Tucker Bradley	Dairon Blanco	Ilyer Gentry	CJ Alexander
4/13	@ Iowa	W, 5-0	Jonathan Heasley	Freddy Fermin	Nick Pratto	Samad Taylor	Nick Loftin	Maikel Garcia	Tucker Bradley	Dairon Blanco	Ilyer Gentry	CJ Alexander
4/14	@ Iowa	W, 11-8	Drew Parrish	Freddy Fermin	CJ Alexander	Angelo Castellano	Nick Loftin	Maikel Garcia	Dairon Blanco	Samad Taylor	Ilyer Gentry	Logan Porter
4/18	WINNETT	L, 4-1	Mike Mayers	Freddy Fermin	Logan Porter	Nick Loftin	Maikel Garcia	Angelo Castellano	Nick Pratto	Samad Taylor	CJ Alexander	Ilyer Gentry
4/19	WINNETT	L, 6-2	Jonathan Heasley	Logan Porter	Nick Pratto	Samad Taylor	Nick Loftin	Angelo Castellano	Tucker Bradley	Dairon Blanco	Ilyer Gentry	Jackson Reetz
4/20	WINNETT	L, 9-3	Max Castillo	Freddy Fermin	Nick Pratto	Nick Loftin	Maikel Garcia	Angelo Castellano	Dairon Blanco	Samad Taylor	Ilyer Gentry	Logan Porter
4/21	WINNETT	L, 10-4	Austin Cox	Jackson Reetz	Nick Pratto	Samad Taylor	Maikel Garcia	Angelo Castellano	Tucker Bradley	Dairon Blanco	Ilyer Gentry	Nick Loftin
4/22	WINNETT	L, 5-2	Drew Parrish	Logan Porter	CJ Alexander	Samad Taylor	Maikel Garcia	Angelo Castellano	Nick Pratto	Dairon Blanco	Ilyer Gentry	Nick Loftin
4/23	WINNETT	W, 5-3	Mike Mayers	Jackson Reetz	Nick Pratto	Nick Loftin	Maikel Garcia	Angelo Castellano	Tucker Bradley	Dairon Blanco	Ilyer Gentry	CJ Alexander
4/25	@ Nashville	L, 8-3	Jonathan Heasley	Logan Porter	Nick Pratto	Nick Loftin	Maikel Garcia	Angelo Castellano	Tucker Bradley	Samad Taylor	Ilyer Gentry	Dairon Blanco
4/26	@ Nashville	W, 10-1	Max Castillo	Logan Porter	Nick Pratto	Nick Loftin	Maikel Garcia	Angelo Castellano	Brewer Hicklen	Samad Taylor	Ilyer Gentry	Nick Loftin
4/27	@ Nashville	W, 2-1	Austin Cox	Jackson Reetz	CJ Alexander	Samad Taylor	Nick Loftin	Maikel Garcia	Nick Pratto	Nate Eaton	Dairon Blanco	Ilyer Gentry
4/28	@ Nashville	L, 4-3	Drew Parrish	Logan Porter	CJ Alexander	Samad Taylor	Maikel Garcia	Angelo Castellano	Dairon Blanco	Nate Eaton	Ilyer Gentry	Brewer Hicklen
4/29	@ Nashville	L, 6-5 (10)	Mike Mayers	Jackson Reetz	CJ Alexander	Nick Loftin	Maikel Garcia	Angelo Castellano	Tucker Bradley	Samad Taylor	Nate Eaton	Freddy Fermin
4/30	@ Nashville	W, 10-1	Jonathan Heasley	Freddy Fermin	Logan Porter	Samad Taylor	Nick Loftin	Maikel Garcia	Tucker Bradley	Nate Eaton	Ilyer Gentry	Freddy Fermin
5/1	LOUISVILLE	L, 7-4	Max Castillo	Jackson Reetz	Logan Porter	Samad Taylor	Nick Loftin	Angelo Castellano	Brewer Hicklen	Dairon Blanco	Ilyer Gentry	Nick Loftin
5/3	LOUISVILLE	L, 7-4	Marcelo Martinez	Logan Porter	CJ Alexander	Samad Taylor	Nick Loftin	Angelo Castellano	Tucker Bradley	Nate Eaton	Ilyer Gentry	Brewer Hicklen
5/4	LOUISVILLE	L, 12-10	Drew Parrish	Logan Porter	CJ Alexander	Samad Taylor	Nick Loftin	Angelo Castellano	Tucker Bradley	Brewer Hicklen	Ilyer Gentry	Frannil Reyes
5/5	LOUISVILLE	W, 6-2	Mike Mayers	Jackson Reetz	Logan Porter	Samad Taylor	Nick Loftin	Clay Dungan	Brewer Hicklen	Dairon Blanco	Ilyer Gentry	Frannil Reyes
5/6	LOUISVILLE	W, 6-2	Daniel Mengden	Jackson Reetz	Logan Porter	Angelo Castellano	Clay Dungan	Angelo Castellano	Brewer Hicklen	Dairon Blanco	Ilyer Gentry	Jackson Reetz
5/7	LOUISVILLE	L, 4-3	Daniel Lynch	Jackson Reetz	Logan Porter	Samad Taylor	Nick Loftin	Angelo Castellano	Brewer Hicklen	Dairon Blanco	Ilyer Gentry	Frannil Reyes
5/9	@ Scranton/WB	L, 14-2	Drew Parrish	Logan Porter	CJ Alexander	Samad Taylor	Nick Loftin	Clay Dungan	Tucker Bradley	Drew Waters	Ilyer Gentry	Brewer Hicklen
5/10	@ Scranton/WB	L, 4-3	Mike Mayers	Jackson Reetz	Logan Porter	Clay Dungan	Nick Loftin	Angelo Castellano	Brewer Hicklen	Dairon Blanco	Ilyer Gentry	Samad Taylor
5/11	@ Scranton/WB	W, 8-3 (11)	Jonathan Heasley	Logan Porter	CJ Alexander	Samad Taylor	Clay Dungan	Angelo Castellano	Tucker Bradley	Drew Waters	Dairon Blanco	Brewer Hicklen
5/13	@ Scranton/WB	L, 7-2	Daniel Lynch	Jackson Reetz	CJ Alexander	Samad Taylor	Nick Loftin	Angelo Castellano	Tucker Bradley	Drew Waters	Ilyer Gentry	Nick Loftin
5/14	@ Scranton/WB	L, 8-6	Austin Cox	Logan Porter	CJ Alexander	Samad Taylor	Nick Loftin	Angelo Castellano	Brewer Hicklen	Drew Waters	Ilyer Gentry	Dairon Blanco
5/16	TOLEDO	W, 9-2	Drew Parrish	Jackson Reetz	CJ Alexander	Samad Taylor	Nick Loftin	Clay Dungan	Tucker Bradley	Dairon Blanco	Ilyer Gentry	Brewer Hicklen
5/17	TOLEDO	W, 10-8	Jonathan Heasley	Logan Porter	CJ Alexander	Nicky Lopez	Nick Loftin	Angelo Castellano	Samad Taylor	Drew Waters	Ilyer Gentry	Johan Camargo
5/18	TOLEDO	L, 6-0	Daniel Lynch	Jackson Reetz	Logan Porter	Samad Taylor	Nick Loftin	Angelo Castellano	Nicky Lopez	Drew Waters	Ilyer Gentry	Dairon Blanco
5/19	TOLEDO	W, 9-1	Daniel Mengden	Logan Porter	CJ Alexander	Clay Dungan	Nick Loftin	Angelo Castellano	Samad Taylor	Drew Waters	Ilyer Gentry	Dairon Blanco
5/20	TOLEDO	L, 4-1	Drew Parrish	Jackson Reetz	CJ Alexander	Clay Dungan	Nicky Lopez	Angelo Castellano	Samad Taylor	Drew Waters	Ilyer Gentry	Nick Loftin
5/21	TOLEDO	W, 8-4	Jonathan Heasley	Jackson Reetz	Logan Porter	Samad Taylor	Nick Loftin	Angelo Castellano	Tucker Bradley	Drew Waters	Ilyer Gentry	Brewer Hicklen
5/22	@ St. Paul	W, 10-9 (10)	Daniel Lynch	Logan Porter	CJ Alexander	Clay Dungan	Nick Loftin	Angelo Castellano	Samad Taylor	Dairon Blanco	Ilyer Gentry	Dairon Blanco
5/24	@ St. Paul	L, 6-5	Anthony Venezzano	Jackson Reetz	Logan Porter	Nick Loftin	sa	Angelo Castellano	Dairon Blanco	Drew Waters	Ilyer Gentry	Brewer Hicklen
5/25	@ St. Paul	L, 8-6	Austin Cox	Logan Porter	Greyson Jenista	Nick Loftin	Samad Taylor	Angelo Castellano	Tucker Bradley	Dairon Blanco	Ilyer Gentry	Brewer Hicklen
5/26	@ St. Paul	W, 6-4	Drew Parrish	Jackson Reetz	Logan Porter	Clay Dungan	Nick Loftin	Angelo Castellano	Samad Taylor	Nate Eaton	Dairon Blanco	Brewer Hicklen
5/27	@ St. Paul	L, 14-1	Jonathan Heasley	Logan Porter	Greyson Jenista	Samad Taylor	Johan Camargo	Angelo Castellano	Dairon Blanco	Nate Eaton	Ilyer Gentry	Ickler Bradley
5/28	@ St. Paul	W, 9-7	Max Castillo	Jackson Reetz	CJ Alexander	Samad Taylor	Nick Loftin	Angelo Castellano	Samad Taylor	Drew Waters	Ilyer Gentry	Dairon Blanco
5/30	MEMPHIS	W, 7-6	Anthony Venezzano	Logan Porter	CJ Alexander	Samad Taylor	Nick Loftin	Johan Camargo	Dairon Blanco	Nate Eaton	Ilyer Gentry	Brewer Hicklen
5/31	MEMPHIS	L, 9-4	Austin Cox	Logan Porter	Johan Camargo	Samad Taylor	Nate Eaton	Clay Dungan	Tucker Bradley	Dairon Blanco	Ilyer Gentry	CJ Alexander
6/1	MEMPHIS	L, 12-6	Jonathan Heasley	Jackson Reetz	CJ Alexander	Nate Eaton	Johan Camargo	Angelo Castellano	Samad Taylor	Brewer Hicklen	Ilyer Gentry	Dairon Blanco
6/3	MEMPHIS	W, 10-9 (10)	Drew Parrish	Logan Porter	CJ Alexander	Nate Eaton	Johan Camargo	Angelo Castellano	Clay Dungan	Dairon Blanco	Ilyer Gentry	Logan Porter
6/4	MEMPHIS	L, 4-2	Max Castillo	Jackson Reetz	Logan Porter	Samad Taylor	Nate Eaton	Angelo Castellano	Brewer Hicklen	Dairon Blanco	Ilyer Gentry	Johan Camargo
6/6	MEMPHIS	L, 6-5	Anthony Venezzano	Logan Porter	CJ Alexander	Samad Taylor	Johan Camargo	Clay Dungan	Tucker Bradley	Dairon Blanco	Ilyer Gentry	Ilyer Gentry
6/7	@ Indianapolis	W, 4-2	Daniel Mengden	Logan Porter	Logan Porter	Johan Camargo	Nate Eaton	Angelo Castellano	Samad Taylor	Dairon Blanco	Ilyer Gentry	Brewer Hicklen
6/9	@ Indianapolis	W, 15-7	Jonathan Heasley	Logan Porter	CJ Alexander	Johan Camargo	Clay Dungan	Angelo Castellano	Samad Taylor	Dairon Blanco	Ilyer Gentry	Ickler Bradley
6/9	@ Indianapolis	W, 6-2	Drew Parrish	Logan Porter	CJ Alexander	Samad Taylor	Clay Dungan	Angelo Castellano	Tucker Bradley	Dairon Blanco	Ilyer Gentry	Dairon Blanco
6/10	@ Indianapolis	W, 9-5	Max Castillo	Logan Porter	Logan Porter	Samad Taylor	Johan Camargo	Angelo Castellano	Brewer Hicklen	Dairon Blanco	Ilyer Gentry	CJ Alexander
6/13	COLUMBUS	W, 6-5	Anthony Venezzano	Jackson Reetz	CJ Alexander	Samad Taylor	Johan Camargo	Clay Dungan	Tucker Bradley	Dairon Blanco	Ilyer Gentry	Brewer Hicklen
6/14	COLUMBUS	W, 6-5	Jonathan Heasley	Jackson Reetz	Logan Porter	Samad Taylor	Johan Camargo	Angelo Castellano	John Rave	Kyle Isbel	Ilyer Gentry	Brewer Hicklen
6/15	COLUMBUS	W, 6-1	Alec Marsh	Logan Porter	Johan Camargo	Samad Taylor	Clay Dungan	Jermaine Palacios	Tucker Bradley	John Rave	Ilyer Gentry	Matt Beatty
6/16	COLUMBUS	W, 4-1	Max Castillo	Logan Porter	Logan Porter	Samad Taylor	Angelo Castellano	Jermaine Palacios	John Rave	Kyle Isbel	Ilyer Gentry	Brewer Hicklen
6/17	COLUMBUS	W, 13-4	Anthony Venezzano	Logan Porter	Logan Porter	Clay Dungan	Angelo Castellano	Adeiny Hechavarria	Tucker Bradley	John Rave	Nate Eaton	Brewer Hicklen
6/18	COLUMBUS	W, 8-4	Drew Parrish	Jackson Reetz	Matt Beatty	Clay Dungan	Angelo Castellano	Adeiny Hechavarria	Tucker Bradley	John Rave	Ilyer Gentry	Brewer Hicklen
6/19	COLUMBUS	W, 6-4	James McArthur	Logan Porter	Logan Porter	Nate Eaton	Jermaine Palacios	Angelo Castellano	John Rave	Kyle Isbel	Ilyer Gentry	Brewer Hicklen
6/20	@ Rochester	W, 5-4	Alec Marsh	Logan Porter	Angelo Castellano	Nate Eaton	Clay Dungan	Adeiny Hechavarria	John Rave	Kyle Isbel	Ilyer Gentry	Brewer Hicklen
6/21	@ Rochester	W, 7-3	Max Castillo	Logan Porter	Logan Porter	Clay Dungan	Jermaine Palacios	Adeiny Hechavarria	Tucker Bradley	Nate Eaton	Ilyer Gentry	Brewer Hicklen
6/22	@ Rochester	W, 8-4	Jonathan Bowlan	Logan Porter	Angelo Castellano	Clay Dungan	Jermaine Palacios	Adeiny Hechavarria	Tucker Bradley	Kyle Isbel	Nate Eaton	Brewer Hicklen
6/23	@ Rochester	W, 4-2	Jonathan Venezzano	Logan Porter	Angelo Castellano	Clay Dungan	Jermaine Palacios	Adeiny Hechavarria	Tucker Bradley	Kyle Isbel	Ilyer Gentry	Brewer Hicklen
6/24	@ Rochester	L, 3-2	Ryan Farbrough	Logan Porter	Logan Porter	Clay Dungan	Jermaine Palacios	Adeiny Hechavarria	John Rave	Kyle Isbel	Ilyer Gentry	Brewer Hicklen
6/25	@ Rochester	W, 7-3	Alec Marsh	Logan Porter	Paxton Wallace	Clay Dungan	Jermaine Palacios	Adeiny Hechavarria	Tucker Bradley	John Rave	Ilyer Gentry	Kyle Isbel
6/28	IOWA	L, 9-2	Angel Zepa	Logan Porter	Angelo Castellano	Nate Eaton	Clay Dungan	Adeiny Hechavarria	Tucker Bradley	John Rave	Ilyer Gentry	Brewer Hicklen
6/29	IOWA	W, 8-3	Ryan Farbrough	Logan Porter	Angelo Castellano	Nate Eaton	Clay Dungan	Adeiny Hechavarria	Tucker Bradley	John Rave	Ilyer Gentry	Brewer Hicklen
6/30	IOWA	L, 6-5	Max Castillo	Logan Porter	Jermaine Palacios	Michael Massey	Nate Eaton	Angelo Castellano	Tucker Bradley	John Rave	Ilyer Gentry	Brewer Hicklen
7/1 (62)	IOWA	W, 11-1 (7)	Brad Keller	Logan Porter	Angelo Castellano	Michael Massey	Nate Eaton	Angelo Castellano	Tucker Bradley	Nate Eaton	Ilyer Gentry	Brewer Hicklen
7/3	IOWA	L, 6-2 (7)	Cole Ragans	Logan Porter	Paxton Wallace	Clay Dungan	Jermaine Palacios	Angelo Castellano	John Rave	Nate Eaton	Ilyer Gentry	Tucker Bradley
7/3	IOWA	L, 7-6	Angel Zepa	Logan Porter	Jermaine Palacios	Nate Eaton	Clay Dungan	Adeiny Hechavarria	Tucker Bradley	John Rave	Ilyer Gentry	Michael Massey
7/4	@ Winnett	L, 3-1	Ryan Farbrough	Logan Porter	Angelo Castellano	Clay Dungan	Jermaine Palacios	Adeiny Hechavarria	Tucker Bradley	John Rave	Ilyer Gentry	Brewer Hicklen
7/5	@ Winnett	L, 8-7 (10)	Brad Keller	Logan Porter	Angelo Castellano	Samad Taylor	Nate Eaton	Adeiny Hechavarria	Tucker Bradley	John Rave	Ilyer Gentry	Brewer Hicklen
7/6	@ Winnett	L, 9-6	James McArthur	Logan Porter	Angelo Castellano	Samad Taylor	Nate Eaton	Adeiny Hechavarria	Tucker Bradley	John Rave	Ilyer Gentry	Brewer Hicklen
7/7	@ Winnett	W, 7-1	Cole Ragans	Logan Porter	Paxton Wallace	Samad Taylor	Jermaine Palacios	Adeiny Hechavarria	Nate Eaton	John Rave	Ilyer Gentry	Brewer Hicklen
7/9	@ Winnett	L, 8-1	Angel Zepa	Logan Porter	Logan Porter	Angelo Castellano	Nate Eaton	Adeiny Hechavarria	Tucker Bradley	John Rave	Ilyer Gentry	Clay Dungan
7/14	INDIANAPOLIS	L, 13-5	Angel Zepa	Logan Porter	Jermaine Palacios	Clay Dungan	Nate Eaton	Angelo Castellano	Tucker Bradley	John Rave	Ilyer Gentry	Brewer Hicklen
7/15	INDIANAPOLIS	W, 8-3	Austin Cox	Logan Porter	CJ Alexander	Angelo Castellano	Nick Loftin	Adeiny Hechavarria	Tucker Bradley	John Rave	Ilyer Gentry	Brewer Hicklen
7/16	INDIANAPOLIS	W, 11-4	Evan Sisk	Logan Porter	CJ Alexander	Angelo Castellano	Nick Loftin	Adeiny Hechavarria	Tucker Bradley	Nate Eaton	Ilyer Gentry	Ilyer Gentry
7/18	ST. PAUL	W, 1-0	Anthony Venezzano	Logan Porter	CJ Alexander	Nate Eaton	Nick Loftin	Angelo Castellano	Tucker Bradley	John Rave	Ilyer Gentry	Clay Dungan
7/19	ST. PAUL	L, 9-4	Jonathan Bowlan	Logan Porter	CJ Alexander	Samad Taylor	Nick Loftin	Adeiny Hechavarria	Brewer Hicklen	Nate Eaton	Ilyer Gentry	Matt Beatty
7/20	ST. PAUL	L, 6-5	Angel Zepa	Logan Porter	Matt Beatty	Samad Taylor	Jermaine Palacios	Adeiny Hechavarria	Brewer Hicklen	Nate Eaton	Ilyer Gentry	Nick Loftin
7/21	ST. PAUL	W, 5-4	Cole Ragans	Logan Porter	CJ Alexander	Samad Taylor	Clay Dungan	Adeiny Hechavarria	Nate Eaton	John Rave	Ilyer Gentry	Tucker Bradley
7/22	ST. PAUL	W, 8-5	Max Castillo	Logan Porter	Jose Briceño	Samad Taylor	Nick Loftin	Angelo Castellano	John Rave	Nate Eaton	Ilyer Gentry	Brewer Hicklen
7/23	ST. PAUL											
7/25	@ Columbus											
7/26	@ Columbus											
7/27	@ Columbus											
7/28	@ Columbus											
7/29	@ Columbus											
7/30	@ Columbus											
8/1	@ Louisville											
8/2	@ Louisville											
8/3	@ Louisville											
8/4	@ Louisville											
8/5	@ Louisville											
8/6	@ Louisville											
8/8	IOWA											
8/9	IOWA											
8/10	IOWA											
8/11	IOWA											
8/12	IOWA											
8/13	IOWA											
8/15	@ Toledo											
8/16	@ Toledo											
8/17	@ Toledo											
8/18	@ Toledo											
8/19	@ Toledo											
8/20	@ Toledo											
8/22	ST. PAUL											
8/23	ST. PAUL											
8/24	ST. PAUL											
8/25	ST. PAUL											
8/26	ST. PAUL											
8/27	ST. PAUL											
8/29	LOUISVILLE											
8/30	LOUISVILLE											
8/31	LOUISVILLE											
9/1	LOUISVILLE											

	DATE	OPPONENT	RESULT	1	2	3	4	5	6	7	8	9
3/31	@ Indianapolis	W, 8-6	Samad Taylor	Maikel Garcia	Nick Pratto	Tyler Gentry	CJ Alexander	Nick Loftin	Nick Loftin	Freddy Fermin	Dairon Blanco	Tucker Bradley
4/2	@ Indianapolis	W, 8-3	Samad Taylor	Maikel Garcia	Nick Pratto	Tyler Gentry	Nick Loftin	CJ Alexander	Logan Porter	Jackson Reetz	Dairon Blanco	Angelo Castellano
4/4	TOLEDO	L, 9-2	Samad Taylor	Maikel Garcia	Nick Pratto	Tyler Gentry	Nick Loftin	CJ Alexander	Freddy Fermin	Freddy Fermin	Dairon Blanco	Tucker Bradley
4/5	TOLEDO	L, 7-6	Samad Taylor	Maikel Garcia	Tyler Gentry	Logan Porter	Nick Loftin	CJ Alexander	Jackson Reetz	Freddy Fermin	Dairon Blanco	Angelo Castellano
4/6	TOLEDO	L, 8-5	Samad Taylor	Maikel Garcia	Tyler Gentry	Logan Porter	Nick Loftin	CJ Alexander	Freddy Fermin	Freddy Fermin	Dairon Blanco	Tucker Bradley
4/7	TOLEDO	L, 9-4	Samad Taylor	Maikel Garcia	Tyler Gentry	Logan Porter	Nick Loftin	CJ Alexander	Freddy Fermin	Freddy Fermin	Dairon Blanco	Tucker Bradley
4/8	TOLEDO	W, 13-8	Samad Taylor	Maikel Garcia	Tyler Gentry	Nick Pratto	CJ Alexander	Freddy Fermin	Freddy Fermin	Dairon Blanco	Tucker Bradley	Angelo Castellano
4/9	TOLEDO	L, 8-2	Samad Taylor	Maikel Garcia	Tyler Gentry	CJ Alexander	Nick Pratto	Nick Loftin	Logan Porter	Dairon Blanco	Jackson Reetz	Angelo Castellano
4/11	@ Iowa	L, 9-6	Samad Taylor	Maikel Garcia	Nick Pratto	Nick Loftin	Nick Loftin	Nick Loftin	Logan Porter	Freddy Fermin	Dairon Blanco	Tucker Bradley
4/12	@ Iowa	W, 10-6	Samad Taylor	Maikel Garcia	Tyler Gentry	Nick Pratto	Nick Loftin	CJ Alexander	Logan Porter	Dairon Blanco	Tucker Bradley	Angelo Castellano
4/13	@ Iowa	L, 5-0	Samad Taylor	Maikel Garcia	Tyler Gentry	Nick Pratto	Nick Loftin	CJ Alexander	Freddy Fermin	Angelo Castellano	Brewer Hicklen	Tucker Bradley
4/14	@ Iowa	W, 11-8	Samad Taylor	Maikel Garcia	Tyler Gentry	Logan Porter	Nick Loftin	CJ Alexander	Freddy Fermin	Dairon Blanco	Angelo Castellano	Angelo Castellano
4/18	WINNETT	L, 4-1	Samad Taylor	Maikel Garcia	Tyler Gentry	Nick Pratto	Nick Loftin	Logan Porter	Freddy Fermin	CJ Alexander	Angelo Castellano	Angelo Castellano
4/19	WINNETT	L, 6-2	Samad Taylor	Nick Loftin	Nick Pratto	Logan Porter	Logan Porter	Jackson Reetz	Dairon Blanco	Angelo Castellano	Tucker Bradley	Angelo Castellano
4/20	WINNETT	L, 9-3	Samad Taylor	Maikel Garcia	Tyler Gentry	Nick Pratto	Nick Loftin	Logan Porter	Freddy Fermin	Dairon Blanco	Angelo Castellano	Angelo Castellano
4/21	WINNETT	L, 7-3	Samad Taylor	Maikel Garcia	Tyler Gentry	Nick Pratto	Nick Loftin	CJ Alexander	Jackson Reetz	Angelo Castellano	Tucker Bradley	Angelo Castellano
4/22	WINNETT	L, 5-2	Samad Taylor	Maikel Garcia	Tyler Gentry	Nick Pratto	Nick Loftin	CJ Alexander	Logan Porter	Dairon Blanco	Angelo Castellano	Angelo Castellano
4/23	WINNETT	W, 5-3	Dairon Blanco	Maikel Garcia	Tyler Gentry	Nick Pratto	Nick Loftin	CJ Alexander	Jackson Reetz	Tucker Bradley	Angelo Castellano	Angelo Castellano
4/25	@ Nashville	L, 8-3	Samad Taylor	Maikel Garcia	Tyler Gentry	Nick Pratto	Nick Loftin	Logan Porter	Dairon Blanco	Tucker Bradley	Angelo Castellano	Angelo Castellano
4/26	@ Nashville	L, 6-10	Samad Taylor	Maikel Garcia	Tyler Gentry	Nick Pratto	Nick Loftin	Nick Loftin	Logan Porter	Angelo Castellano	Angelo Castellano	Angelo Castellano
4/27	@ Nashville	W, 2-1	Samad Taylor	Maikel Garcia	Tyler Gentry	Nick Pratto	Nate Eaton	Nate Eaton	CJ Alexander	Jackson Reetz	Dairon Blanco	Angelo Castellano
4/28	@ Nashville	L, 4-3	Samad Taylor	Maikel Garcia	Tyler Gentry	Logan Porter	Nate Eaton	Brewer Hicklen	Dairon Blanco	CJ Alexander	Angelo Castellano	Angelo Castellano
4/29	@ Nashville	L, 6-5 (10)	Samad Taylor	Maikel Garcia	Nate Eaton	Nick Loftin	Freddy Fermin	CJ Alexander	Jackson Reetz	Tucker Bradley	Angelo Castellano	Angelo Castellano
5/1	@ Nashville	W, 10-6	Samad Taylor	Maikel Garcia	Tyler Gentry	Freddy Fermin	Nick Loftin	Logan Porter	Nate Eaton	Brewer Hicklen	Dairon Blanco	Angelo Castellano
5/2	LOUISVILLE	L, 7-4	Samad Taylor	Nate Eaton	Tyler Gentry	Logan Porter	Nick Loftin	CJ Alexander	Brewer Hicklen	Tucker Bradley	Angelo Castellano	Angelo Castellano
5/3	LOUISVILLE	L, 12-10	Samad Taylor	CJ Alexander	Tyler Gentry	Frankmil Reyes	Nick Loftin	Logan Porter	Brewer Hicklen	Tucker Bradley	Angelo Castellano	Angelo Castellano
5/5	LOUISVILLE	W, 6-2	Samad Taylor	Nick Loftin	Tyler Gentry	Frankmil Reyes	Logan Porter	Brewer Hicklen	Jackson Reetz	Dairon Blanco	Clay Dungan	Angelo Castellano
5/7	LOUISVILLE	W, 11-9	Samad Taylor	Nick Loftin	Tyler Gentry	Frankmil Reyes	Logan Porter	CJ Alexander	Dairon Blanco	Brewer Hicklen	Angelo Castellano	Angelo Castellano
5/9	@ Scranton/WB	L, 14-2	Drew Waters	Samad Taylor	Tyler Gentry	Logan Porter	Nick Loftin	CJ Alexander	Brewer Hicklen	Brewer Hicklen	Tucker Bradley	Clay Dungan
5/10	@ Scranton/WB	L, 4-3	Samad Taylor	Nick Loftin	Tyler Gentry	Logan Porter	Brewer Hicklen	Jackson Reetz	Dairon Blanco	Angelo Castellano	Angelo Castellano	Angelo Castellano
5/11	@ Scranton/WB	W, 4-3 (11)	Drew Waters	Samad Taylor	Nick Loftin	Logan Porter	CJ Alexander	Brewer Hicklen	Dairon Blanco	Tucker Bradley	Angelo Castellano	Angelo Castellano
5/13	@ Scranton/WB	L, 8-6	Drew Waters	Samad Taylor	Tyler Gentry	CJ Alexander	Nick Loftin	CJ Alexander	Brewer Hicklen	Dairon Blanco	Angelo Castellano	Angelo Castellano
5/14	@ Scranton/WB	W, 6-3	Samad Taylor	Nick Loftin	Tyler Gentry	CJ Alexander	Jackson Reetz	Brewer Hicklen	Tucker Bradley	Dairon Blanco	Clay Dungan	Angelo Castellano
5/16	TOLEDO	L, 9-2	Drew Waters	Nicky Lopez	Samad Taylor	Tyler Gentry	Johan Camargo	Nick Loftin	Logan Porter	CJ Alexander	Angelo Castellano	Angelo Castellano
5/17	TOLEDO	W, 6-8	Drew Waters	Samad Taylor	Tyler Gentry	Logan Porter	Nick Loftin	Jackson Reetz	Dairon Blanco	Clay Dungan	Angelo Castellano	Angelo Castellano
5/18	TOLEDO	W, 9-1	Drew Waters	Nicky Lopez	Samad Taylor	Tyler Gentry	CJ Alexander	Nick Loftin	Logan Porter	Dairon Blanco	Brewer Hicklen	Angelo Castellano
5/19	TOLEDO	L, 4-1	Drew Waters	Nicky Lopez	Samad Taylor	Tyler Gentry	CJ Alexander	Nick Loftin	Jackson Reetz	Clay Dungan	Angelo Castellano	Angelo Castellano
5/21	TOLEDO	W, 8-4	Drew Waters	Samad Taylor	Nick Loftin	Logan Porter	Brewer Hicklen	Jackson Reetz	Dairon Blanco	Tucker Bradley	Angelo Castellano	Angelo Castellano
5/22	@ St. Paul	L, 10-9	Drew Waters	Samad Taylor	Nick Loftin	Tyler Gentry	Greyson Jenista	Greyson Jenista	Dairon Blanco	Clay Dungan	Angelo Castellano	Angelo Castellano
5/24	@ St. Paul	L, 6-5	Drew Waters	Samad Taylor	Nick Loftin	Tyler Gentry	Logan Porter	Brewer Hicklen	Dairon Blanco	Jackson Reetz	Angelo Castellano	Angelo Castellano
5/25	@ St. Paul	L, 8-6	Samad Taylor	Nick Loftin	Tyler Gentry	Logan Porter	Greyson Jenista	Dairon Blanco	Brewer Hicklen	Angelo Castellano	Tucker Bradley	Angelo Castellano
5/26	@ St. Paul	W, 6-4	Samad Taylor	Nate Eaton	Nick Loftin	Logan Porter	Brewer Hicklen	Dairon Blanco	Jackson Reetz	Clay Dungan	Angelo Castellano	Angelo Castellano
5/27	@ St. Paul	L, 14-1	Samad Taylor	Nate Eaton	Tyler Gentry	Logan Porter	Dairon Blanco	Greyson Jenista	Angelo Castellano	Tucker Bradley	Clay Dungan	Angelo Castellano
5/28	@ St. Paul	W, 7-6	Samad Taylor	Nate Eaton	Tyler Gentry	Nick Loftin	CJ Alexander	Jackson Reetz	Clay Dungan	Angelo Castellano	Angelo Castellano	Angelo Castellano
5/30	MEMPHIS	L, 9-4	Samad Taylor	Nate Eaton	Tyler Gentry	CJ Alexander	Johan Camargo	Dairon Blanco	Johan Camargo	Tucker Bradley	Angelo Castellano	Angelo Castellano
6/1	MEMPHIS	L, 12-6	Samad Taylor	Nate Eaton	Tyler Gentry	CJ Alexander	Johan Camargo	Dairon Blanco	Jackson Reetz	Brewer Hicklen	Angelo Castellano	Angelo Castellano
6/3	MEMPHIS	W, 10-9 (10)	Dairon Blanco	Nate Eaton	Tyler Gentry	CJ Alexander	Johan Camargo	Logan Porter	Brewer Hicklen	Tucker Bradley	Angelo Castellano	Angelo Castellano
6/4	MEMPHIS	L, 4-2	Dairon Blanco	Samad Taylor	Tyler Gentry	Johan Camargo	Nate Eaton	Logan Porter	Jackson Reetz	Brewer Hicklen	Angelo Castellano	Angelo Castellano
6/6	MEMPHIS	L, 6-5	Dairon Blanco	Samad Taylor	Tyler Gentry	Johan Camargo	Nate Eaton	Logan Porter	CJ Alexander	Clay Dungan	Tucker Bradley	Angelo Castellano
6/8	@ Indianapolis	W, 4-2	Dairon Blanco	Samad Taylor	Tyler Gentry	Johan Camargo	Nate Eaton	Logan Porter	Brewer Hicklen	Jackson Reetz	Angelo Castellano	Angelo Castellano
6/9	@ Indianapolis	W, 9-7	Dairon Blanco	Samad Taylor	Tyler Gentry	Johan Camargo	Nate Eaton	Logan Porter	CJ Alexander	Clay Dungan	Tucker Bradley	Angelo Castellano
6/10	@ Indianapolis	W, 15-7	Dairon Blanco	Samad Taylor	Tyler Gentry	Johan Camargo	Nate Eaton	Logan Porter	CJ Alexander	Clay Dungan	Tucker Bradley	Angelo Castellano
6/11	@ Indianapolis	W, 6-2	Dairon Blanco	Samad Taylor	Tyler Gentry	Johan Camargo	Nate Eaton	Logan Porter	CJ Alexander	Clay Dungan	Tucker Bradley	Angelo Castellano
6/13	COLUMBUS	W, 9-5	Dairon Blanco	Samad Taylor	Tyler Gentry	Johan Camargo	Nate Eaton	Logan Porter	CJ Alexander	Clay Dungan	Tucker Bradley	Angelo Castellano
6/14	COLUMBUS	W, 6-5	Samad Taylor	Kyle Isabel	Tyler Gentry	Johan Camargo	Nate Eaton	Logan Porter	Brewer Hicklen	Clay Dungan	Tucker Bradley	Angelo Castellano
6/15	COLUMBUS	W, 6-1	Samad Taylor	John Rave	Tyler Gentry	Johan Camargo	Nate Eaton	Logan Porter	Matt Beatty	Clay Dungan	Jermane Palacios	Angelo Castellano
6/16	COLUMBUS	W, 4-2	Brewer Hicklen	Kyle Isabel	Tyler Gentry	Matt Beatty	Logan Porter	Johan Camargo	John Rave	Brewer Hicklen	Jermane Palacios	Angelo Castellano
6/17	COLUMBUS	W, 13-4	Nate Eaton	John Rave	Tyler Gentry	Logan Porter	Brewer Hicklen	Johan Camargo	Clay Dungan	Adeney Hechavarría	Angelo Castellano	Tucker Bradley
6/18	COLUMBUS	W, 6-4	Nate Eaton	Kyle Isabel	Tyler Gentry	Logan Porter	Johan Camargo	Brewer Hicklen	Brewer Hicklen	Jermane Palacios	Angelo Castellano	Angelo Castellano
6/19	@ Rochester	L, 5-4	Nate Eaton	Kyle Isabel	Tyler Gentry	Logan Porter	Johan Camargo	Brewer Hicklen	Clay Dungan	Adeney Hechavarría	Angelo Castellano	Angelo Castellano
6/21	@ Rochester	W, 7-3	Brewer Hicklen	Clay Dungan	Tyler Gentry	Logan Porter	Nate Eaton	Jermane Palacios	Adeney Hechavarría	Angelo Castellano	Tucker Bradley	Angelo Castellano
6/22	@ Rochester	W, 8-4	Brewer Hicklen	Kyle Isabel	Logan Porter	Nate Eaton	Clay Dungan	Jermane Palacios	Adeney Hechavarría	Angelo Castellano	Tucker Bradley	Angelo Castellano
6/23	@ Rochester	W, 4-2	Brewer Hicklen	Kyle Isabel	Tyler Gentry	Logan Porter	Clay Dungan	Jermane Palacios	Adeney Hechavarría	Angelo Castellano	Tucker Bradley	Angelo Castellano
6/24	@ Rochester	L, 3-2	Brewer Hicklen	Kyle Isabel	Tyler Gentry	Logan Porter	John Rave	Adeney Hechavarría	Jermane Palacios	Angelo Castellano	Tucker Bradley	Angelo Castellano
6/25	@ Rochester	W, 7-3	John Rave	Kyle Isabel	Tyler Gentry	Logan Porter	Clay Dungan	Adeney Hechavarría	Jermane Palacios	Paxton Wallace	Tucker Bradley	Angelo Castellano
6/28	IOWA	L, 9-2	Brewer Hicklen	John Rave	Logan Porter	Nate Eaton	Tucker Bradley	Tyler Gentry	Adeney Hechavarría	Clay Dungan	Angelo Castellano	Angelo Castellano
6/29	IOWA	W, 8-3	Brewer Hicklen	John Rave	Logan Porter	Nate Eaton	Tucker Bradley	Tyler Gentry	Adeney Hechavarría	Clay Dungan	Angelo Castellano	Angelo Castellano
6/30	IOWA	L, 6-5	Brewer Hicklen	Michael Massey	John Rave	Tyler Gentry	Tucker Bradley	Nate Eaton	Jermane Palacios	Angelo Castellano	Angelo Castellano	Angelo Castellano
7/1 (62)	IOWA	W, 11-1 (7)	Brewer Hicklen	Michael Massey	John Rave	Tucker Bradley	Tyler Gentry	Adeney Hechavarría	Clay Dungan	Angelo Castellano	Angelo Castellano	Angelo Castellano
7/2	IOWA	L, 6-2 (7)	John Rave	Tucker Bradley	Logan Porter	Nate Eaton	Tyler Gentry	Jermane Palacios	Clay Dungan	Paxton Wallace	Angelo Castellano	Angelo Castellano
7/3	IOWA	L, 7-6	John Rave	Logan Porter	Michael Massey	Nate Eaton	Tucker Bradley	Tyler Gentry	Adeney Hechavarría	Clay Dungan	Jermane Palacios	Angelo Castellano
7/4	@ Winnett	L, 3-1	Tucker Bradley	Adeney Hechavarría	John Rave	Brewer Hicklen	Clay Dungan	Tyler Gentry	Jermane Palacios	Angelo Castellano	Angelo Castellano	Angelo Castellano
7/5	@ Winnett	L, 8-7 (10)	Samad Taylor	John Rave	Logan Porter	Nate Eaton	Tucker Bradley	Tyler Gentry	Adeney Hechavarría	Brewer Hicklen	Angelo Castellano	Angelo Castellano
7/7	@ Winnett	L, 9-6	Samad Taylor	John Rave	Logan Porter	Nate Eaton	Tucker Bradley	Tyler Gentry	Adeney Hechavarría	Clay Dungan	Angelo Castellano	Angelo Castellano
7/6	@ Winnett	L, 7-1	Samad Taylor	John Rave	Logan Porter	Nate Eaton	Tucker Bradley	Tyler Gentry	Adeney Hechavarría	Brewer Hicklen	Jermane Palacios	Angelo Castellano
7/9	@ Winnett	L, 8-1	Clay Dungan	Nate Eaton	John Rave	Logan Porter	Tucker Bradley	Tyler Gentry	Adeney Hechavarría	Angelo Castellano	Angelo Castellano	Angelo Castellano
7/14	INDIANAPOLIS	L, 13-5	Clay Dungan	Nate Eaton	John Rave	Logan Porter	Tucker Bradley	Tyler Gentry	Adeney Hechavarría	Angelo Castellano	Angelo Castellano	Angelo Castellano
7/15	INDIANAPOLIS	W, 8-3	Brewer Hicklen	Nick Loftin	John Rave	Logan Porter	CJ Alexander	Nate Eaton	Tyler Gentry	Angelo Castellano	Angelo Castellano	Angelo Castellano
7/16	INDIANAPOLIS	L, 11-4	Clay Dungan	Nick Loftin	John Rave	Logan Porter	CJ Alexander	Tucker Bradley	Tyler Gentry	Angelo Castellano	Angelo Castellano	Angelo Castellano
7/18	ST. PAUL	W, 1-0	Tucker Bradley	Nick Loftin	John Rave	Logan Porter	CJ Alexander	Nate Eaton	Tyler Gentry	Angelo Castellano	Angelo Castellano	Angelo Castellano
7/19	ST. PAUL	L, 9-4	Samad Taylor	Matt Beatty	John Rave	Logan Porter	CJ Alexander	Nick Loftin	Nate Eaton	Brewer Hicklen	Angelo Castellano	Angelo Castellano
7/20	ST. PAUL	L, 6-5	Samad Taylor	Matt Beatty	Nick Loftin	Logan Porter	Nate Eaton	Tyler Gentry	Brewer Hicklen	Angelo Castellano	Angelo Castellano	Angelo Castellano
7/21	ST. PAUL	W, 5-4	Samad Taylor	John Rave	Logan Porter	CJ Alexander	Tucker Bradley	Tyler Gentry	Angelo Castellano	Angelo Castellano	Angelo Castellano	Angelo Castellano
7/22	ST. PAUL	W, 8-5	Samad Taylor	John Rave	Matt Beatty	Nick Loftin	Nate Eaton	Tyler Gentry	Brewer Hicklen	Angelo Castellano	Angelo Castellano	Angelo Castellano
7/23	ST. PAUL											
7/25	@ Columbus											
7/26	@ Columbus											
7/27	@ Columbus											
7/28	@ Columbus											
7/29	@ Columbus											
7/30	@ Columbus											
8/1	@ Louisville											
8/2	@ Louisville											
8/3	@ Louisville											
8/4	@ Louisville											
8/5	@ Louisville											
8/6	@ Louisville											
8/8	IOWA											
8/9	IOWA											
8/10	IOWA											
8/11	IOWA											
8/12	IOWA											
8/13	IOWA											
8/15	@ Toledo											
8/16	@ Toledo											
8/17	@ Toledo											
8/18	@ Toledo											
8/19	@ Toledo											
8/20	@ Toledo											
8/22	ST. PAUL											
8/23	ST. PAUL											
8/24	ST. PAUL											
8/25	ST. PAUL											
8/27	ST. PAUL											
8/29	LOUISVILLE											
8/30	LOUISVILLE											
8/31	LOUISVILLE											
9/1	LOUISVILLE											
9/2	LOUISVILLE											
9/3	LOUISVILLE											
9/5	@ Iowa											
9/6	@ Iowa											
9/7	@ Iowa											
9/8	@ Iowa											
9/9	@ Iowa											
9/10	@ Iowa											
9/12	INDIANAPOLIS											



DATE	OPPONENT	RESULT	IP	H	R	ER	BB	SO	2B	3B	HR	TB	AVG	WHIP	WP	BK	HB	GIDP	IBB	TBF	SV	SVO	ERA (SEASON)
3/31	@ Indianapolis	W 8-6	9.0	11	6	6	2	7	4	0	1	18	(.297)	(1.44)	0	1	2	1	0	40	1	1	6.00
4/1	@ Indianapolis	W 12-1	9.0	5	1	1	2	8	4	0	0	6	(.185)	(0.78)	0	1	2	0	0	31	0	0	3.50
4/2	@ Indianapolis	W 8-3	9.0	11	3	3	5	10	1	1	1	17	(.314)	(1.78)	0	0	0	3	0	40	0	0	3.33
4/4	TOLEDO	W 9-2	9.0	12	9	6	4	8	6	0	3	27	(.324)	(1.78)	0	0	0	0	0	41	0	0	4.75
4/5	TOLEDO	L 7-6	9.0	12	7	6	5	10	3	0	1	18	(.316)	(1.89)	1	0	0	2	0	43	0	1	5.00
4/6	TOLEDO	L 8-5	9.0	10	8	8	8	12	3	0	3	22	(.286)	(2.00)	0	0	0	1	0	44	0	0	5.50
4/7	TOLEDO	W 9-4	9.0	9	4	4	4	5	8	0	2	16	(.250)	(1.56)	1	0	1	0	0	42	0	0	5.29
4/8	TOLEDO	W 13-8	9.0	13	8	7	4	8	2	0	0	15	(.317)	(1.89)	0	1	2	1	0	47	0	0	5.50
4/9	TOLEDO	L 8-2	9.0	13	8	6	4	10	2	0	3	24	(.317)	(1.89)	0	1	1	1	0	46	0	0	5.56
4/11	@ Iowa	W 9-6	8.0	7	9	9	9	10	3	0	0	16	(.262)	(1.75)	0	0	1	0	0	39	1	1	5.97
4/12	@ Iowa	W 10-6	9.0	8	6	6	2	10	2	1	2	18	(.235)	(1.11)	0	0	1	1	0	37	0	0	5.97
4/13	@ Iowa	L 14-1	8.0	15	14	12	4	8	7	0	2	28	(.375)	(2.38)	0	0	2	0	0	46	0	0	6.54
4/14	@ Iowa	W 11-8	9.0	11	8	7	4	14	2	0	2	19	(.297)	(1.67)	1	0	2	0	1	45	1	1	6.57
4/18	GWINNETT	L 4-1	8.0	7	4	3	4	6	3	0	1	8	(.207)	(1.33)	0	0	0	0	3	34	0	1	6.39
4/19	GWINNETT	L 6-5	9.0	10	6	6	9	9	2	0	2	19	(.286)	(1.22)	0	0	0	1	0	36	0	0	6.36
4/20	GWINNETT	L 9-3	9.0	10	9	6	5	7	1	1	1	16	(.286)	(1.67)	2	0	0	1	0	41	0	0	6.34
4/21	GWINNETT	L 7-3	9.0	11	7	4	4	8	4	0	1	18	(.297)	(1.67)	4	1	0	2	0	42	0	0	6.20
4/22	GWINNETT	L 5-2	9.0	10	5	3	4	5	5	1	0	14	(.294)	(1.67)	0	0	2	1	0	42	0	0	6.08
4/23	GWINNETT	W 5-5	9.0	8	3	3	7	2	0	0	0	10	(.229)	(1.22)	2	0	0	1	0	39	1	1	5.91
4/25	@ Nashville	L 8-3	8.0	11	8	8	3	5	2	1	2	21	(.333)	(1.75)	0	0	0	0	0	38	0	0	6.05
4/26	@ Nashville	L 5-0	8.0	11	5	5	3	5	3	0	1	17	(.333)	(1.75)	0	0	0	0	0	37	0	0	6.03
4/27	@ Nashville	W 2-1	9.0	6	1	1	5	10	1	0	0	8	(.200)	(1.22)	0	0	1	1	0	36	1	1	5.80
4/28	@ Nashville	L 4-3	8.2	7	4	3	4	7	1	0	0	8	(.233)	(1.27)	0	0	0	3	0	34	0	0	5.68
4/29	@ Nashville	L 6-5 (10)	9.1	13	6	5	7	7	2	0	0	18	(.325)	(2.04)	0	0	1	0	0	48	0	1	5.94
4/30	@ Nashville	W 10-6	9.0	9	6	6	5	9	1	0	1	13	(.257)	(1.56)	3	0	1	0	0	42	0	1	5.66
5/2	LOUISVILLE	L 10-4	9.0	14	10	10	5	8	1	0	1	18	(.368)	(2.11)	3	0	0	0	0	45	0	0	5.83
5/3	LOUISVILLE	L 12-10	9.0	11	7	6	4	10	0	0	3	20	(.306)	(1.67)	0	0	1	0	0	41	0	0	5.84
5/4	LOUISVILLE	L 12-10	9.0	13	12	10	3	12	0	0	1	34	(.333)	(1.89)	0	0	1	1	0	43	0	0	6.09
5/5	LOUISVILLE	W 6-2	9.0	7	2	2	3	8	1	0	2	11	(.219)	(1.11)	0	0	0	0	0	36	1	1	5.85
5/6	LOUISVILLE	W 11-9	9.0	13	9	9	3	9	4	0	2	23	(.342)	(1.78)	0	0	1	0	0	42	1	1	5.95
5/7	LOUISVILLE	L 4-3	9.0	6	4	4	7	10	2	0	1	11	(.188)	(1.44)	1	1	0	0	0	39	0	1	5.89
5/9	@ Scranton/WB	L 14-2	8.0	18	14	13	5	6	4	0	4	34	(.486)	(2.88)	0	0	2	4	0	45	0	0	6.14
5/10	@ Scranton/WB	L 4-3	8.0	4	4	4	8	9	0	0	1	8	(.160)	(1.50)	0	0	1	2	0	41	1	2	5.84
5/11	@ Scranton/WB	W 4-3 (11)	11.0	8	3	3	6	15	3	0	0	11	(.216)	(1.27)	1	0	1	1	2	44	0	1	5.96
5/12	@ Scranton/WB	W 3-2	9.0	4	2	2	5	8	0	0	1	7	(.133)	(1.00)	0	0	0	0	0	35	1	1	5.85
5/13	@ Scranton/WB	L 8-6	8.1	10	8	8	7	7	1	0	2	17	(.333)	(2.04)	1	0	1	2	0	38	0	1	5.92
5/14	@ Scranton/WB	W 6-5	9.0	9	3	3	5	13	1	0	2	16	(.250)	(1.56)	0	0	0	0	0	41	1	2	5.87
5/16	TOLEDO	W 8-2	9.0	12	9	7	3	11	3	0	3	24	(.308)	(1.67)	2	0	0	1	0	42	0	0	5.87
5/17	TOLEDO	W 16-8	9.0	14	8	8	2	14	2	0	3	25	(.341)	(1.78)	1	0	0	0	0	43	0	0	5.92
5/18	TOLEDO	W 9-0	9.0	3	0	0	4	7	1	0	0	4	(.107)	(0.78)	1	0	1	2	0	33	0	0	5.70
5/19	TOLEDO	W 9-1	9.0	6	1	0	4	7	2	0	0	8	(.188)	(1.11)	1	0	0	1	0	36	0	0	5.63
5/20	TOLEDO	W 4-1	9.0	8	4	4	1	8	0	0	0	5	(.179)	(1.44)	0	0	0	0	0	39	0	0	5.63
5/21	TOLEDO	W 8-4	9.0	15	4	4	1	6	6	0	2	27	(.385)	(1.78)	0	0	2	2	0	42	0	0	5.56
5/23	@ St. Paul	W 6-1	9.0	6	1	1	2	7	1	0	0	7	(.182)	(0.89)	0	0	0	0	0	35	0	0	5.45
5/24	@ St. Paul	L 6-5	8.0	9	6	6	6	13	2	1	0	11	(.273)	(1.88)	0	0	0	0	0	39	0	0	5.48
5/25	@ St. Paul	L 8-6	8.0	10	8	8	4	9	3	1	1	18	(.313)	(1.88)	0	0	0	0	0	38	0	1	5.48
5/26	@ St. Paul	W 8-4	9.0	8	4	4	7	7	0	0	1	12	(.250)	(1.67)	0	0	1	1	0	40	1	1	5.48
5/27	@ St. Paul	L 14-1	8.0	16	14	11	6	12	2	1	2	26	(.381)	(2.75)	0	0	1	0	0	48	0	0	5.58
5/28	@ St. Paul	L 10-6	8.0	9	10	6	3	7	1	0	2	16	(.290)	(1.50)	0	0	1	0	0	36	0	1	5.60
5/30	MEMPHIS	W 7-6	9.0	6	6	6	9	8	1	0	2	13	(.194)	(1.67)	0	0	0	1	0	41	1	1	5.61
5/31	MEMPHIS	L 10-4	10.0	11	9	7	10	11	1	0	0	20	(.282)	(1.67)	1	0	0	0	0	44	0	0	5.63
6/1	MEMPHIS	L 12-6	10.0	11	12	12	11	8	2	0	3	22	(.297)	(2.04)	0	0	0	1	0	48	0	0	5.76
6/2	MEMPHIS	W 10-9 (10)	10.0	12	9	7	7	10	2	0	1	17	(.300)	(1.90)	0	0	0	3	0	48	0	1	5.77
6/3	MEMPHIS	L 4-2	9.0	6	4	3	1	9	1	0	1	10	(.176)	(0.78)	2	0	0	0	0	35	0	0	5.72
6/4	MEMPHIS	L 6-5	9.0	9	6	6	7	11	2	1	0	13	(.257)	(1.78)	1	0	0	1	0	42	0	1	5.73
6/6	@ Indianapolis	W 9-7	9.0	7	2	2	6	12	0	0	1	9	(.219)	(1.44)	0	0	1	0	0	40	1	1	5.66
6/7	@ Indianapolis	W 9-7	9.0	10	7	7	4	13	3	1	1	18	(.286)	(1.56)	0	0	0	1	0	39	0	0	5.68
6/8	@ Indianapolis	W 15-7	9.0	11	7	7	8	7	3	0	1	17	(.306)	(2.11)	0	0	0	1	0	44	0	0	5.70
6/9	@ Indianapolis	W 6-2	9.0	8	2	2	1	12	1	0	1	12	(.216)	(1.00)	0	0	0	0	0	38	0	0	5.64
6/10	@ Indianapolis	W 9-5	9.0	8	5	5	10	11	1	0	9	9	(.242)	(2.00)	1	0	0	1	0	44	1	1	5.63
6/13	COLUMBUS	W 6-5	9.0	9	5	5	6	10	3	0	1	15	(.250)	(1.67)	1	0	1	0	0	43	1	2	5.62
6/14	COLUMBUS	W 6-1	9.0	4	1	1	6	11	0	0	0	4	(.133)	(1.11)	0	0	1	0	0	38	0	0	5.54
6/15	COLUMBUS	W 4-2	9.0	5	2	2	1	4	0	0	2	11	(.161)	(0.67)	0	0	1	1	0	33	1	1	5.49
6/16	COLUMBUS	W 4-1	8.0	6	1	1	3	6	0	0	0	6	(.194)	(1.00)	0	0	0	3	0	34	0	0	5.42
6/17	COLUMBUS	W 13-4	9.0	11	4	4	4	7	1	0	0	18	(.297)	(1.67)	1	0	0	1	0	41	0	0	5.66
6/18	COLUMBUS	W 6-4	9.0	6	4	4	5	9	2	1	0	10	(.194)	(1.22)	2	0	0	0	0	37	1	1	5.37
6/20	@ Rochester	L 5-4	8.0	7	5	5	5	13	1	0	1	11	(.233)	(1.50)	1	1	1	0	0	36	0	1	5.38
6/21	@ Rochester	W 7-3	9.0	7	3	2	2	8	1	0	1	11	(.219)	(1.00)	1	0	0	0	0	36	0	0	5.33
6/22	@ Rochester	W 8-4	9.0	8	4	4	5	7	1	0	3	18	(.229)	(1.44)	1	0	0	0	0	40	0	0	5.31
6/23	@ Rochester	W 4-2	9.0	5	2	1	5	7	1	1	0	8	(.167)	(1.11)	0	0	2	2	0	38	1	1	5.24

	OPPONENT	RESULT	AB	R	H	TB	2B	3B	HR	XBH	RBI	BB	IBB	SO	SB	CS	HBP	SAC	SF	GDP	LOB	AVG (SEASON)		
3/31	@ Indianapolis	W 8-6	40	8	12	16	2	1	0	3	8	12	9	0	10	3	0	0	0	0	0	14	300	
4/1	@ Indianapolis	W 10-1	42	12	16	24	2	0	2	4	12	9	0	10	3	0	0	0	0	0	0	11	341	
4/2	@ Indianapolis	W 8-3	39	8	12	22	1	0	3	4	8	4	0	5	2	0	1	0	0	0	0	9	331	
4/4	TOLEDO	L 9-2	29	2	6	12	1	1	1	3	2	6	0	10	1	0	0	0	0	0	4	6	307	
4/5	TOLEDO	L 7-6	34	6	8	18	1	0	3	4	6	4	0	10	1	1	0	0	0	0	1	6	293	
4/6	TOLEDO	L 8-5	32	5	7	15	0	1	2	3	3	3	0	12	2	1	0	0	0	0	1	4	282	
4/7	TOLEDO	W 9-4	34	9	12	18	3	0	1	4	8	4	0	11	0	0	0	0	0	1	1	6	292	
4/8	TOLEDO	W 13-8	36	13	12	26	2	0	4	6	13	5	0	9	0	0	0	0	0	0	0	4	297	
4/9	TOLEDO	L 8-2	33	2	6	11	2	0	1	3	2	1	0	12	0	0	2	0	0	0	0	12	285	
4/11	@ Iowa	W 6-0	38	6	10	20	4	0	6	2	6	6	0	6	0	0	0	0	0	0	0	6	283	
4/12	@ Iowa	W 10-6	38	10	12	29	5	0	4	9	10	3	0	9	1	1	0	0	0	0	0	5	286	
4/13	@ Iowa	L 14-1	31	1	6	12	3	0	1	4	1	1	0	4	0	0	0	0	0	0	1	4	279	
4/14	@ Iowa	W 11-8	38	11	11	14	3	0	0	3	10	7	0	7	5	1	2	0	1	0	10	280		
4/18	GWINNETT	L 4-1	31	1	7	10	3	0	0	3	1	3	0	7	0	1	1	0	0	0	1	8	277	
4/19	GWINNETT	L 6-2	31	2	6	14	2	0	2	4	2	3	0	7	2	2	0	0	0	0	1	5	272	
4/20	GWINNETT	L 6-2	31	2	6	14	2	0	0	1	3	11	0	10	2	0	0	0	0	2	1	10	264	
4/21	GWINNETT	L 7-3	35	3	9	13	1	0	1	2	3	4	0	8	1	0	0	0	0	0	1	9	264	
4/22	GWINNETT	L 5-2	27	2	4	8	1	0	1	2	2	4	0	7	0	1	0	0	0	0	3	2	259	
4/23	GWINNETT	W 5-3	31	5	12	15	3	0	0	3	3	3	0	7	6	0	1	0	0	0	0	6	265	
4/25	@ Nashville	L 8-3	29	3	5	6	1	0	0	3	3	3	0	12	0	0	1	0	0	0	2	3	261	
4/26	@ Nashville	L 5-0	30	0	4	5	1	0	0	1	0	2	0	7	3	0	0	0	0	0	2	5	255	
4/27	@ Nashville	W 2-1	33	2	8	13	2	0	1	3	2	2	0	11	2	0	1	0	0	0	1	7	255	
4/28	@ Nashville	L 4-3	30	3	5	5	0	0	1	0	0	3	0	9	3	1	0	0	0	0	1	3	251	
4/29	@ Nashville	L 6-5 (10)	37	5	8	15	4	0	1	5	4	7	0	6	3	0	1	0	0	0	2	6	250	
4/30	@ Nashville	L 10-4	34	10	11	23	3	0	3	6	10	3	0	7	3	0	1	1	0	0	3	1	253	
5/2	LOUISVILLE	L 10-4	33	4	6	9	1	1	0	2	4	7	0	10	0	1	1	1	0	0	1	10	250	
5/3	LOUISVILLE	L 7-4	34	4	10	13	3	0	0	3	4	2	0	6	0	0	0	0	0	1	3	5	252	
5/4	LOUISVILLE	L 12-10	40	10	11	17	3	0	1	4	8	4	0	6	0	0	0	0	0	0	3	5	253	
5/5	LOUISVILLE	W 5-2	30	5	12	13	2	0	2	3	6	0	0	10	3	0	0	0	0	0	0	3	253	
5/6	LOUISVILLE	W 11-9	31	11	12	16	1	0	1	2	10	6	0	6	2	1	4	1	1	0	0	8	254	
5/7	LOUISVILLE	L 4-3	35	3	8	17	1	1	2	4	3	2	0	10	2	0	0	0	0	0	0	7	253	
5/9	@ Scranton/WB	L 14-2	31	2	4	8	1	1	1	2	1	0	0	5	0	0	0	0	0	0	1	2	250	
5/10	@ Scranton/WB	L 4-3	30	3	5	11	1	1	1	2	3	7	0	8	3	0	1	0	0	0	1	9	248	
5/11	@ Scranton/WB	W 4-3 (11)	36	4	4	8	1	0	1	2	3	4	0	9	8	0	1	0	0	0	2	6	251	
5/12	@ Scranton/WB	W 3-2	32	3	8	10	2	0	0	2	3	2	0	7	1	1	0	0	0	1	0	5	243	
5/13	@ Scranton/WB	L 8-6	37	6	14	21	4	0	1	5	6	1	0	8	3	1	1	0	0	0	6	6	248	
5/14	@ Scranton/WB	W 3-0	33	6	7	20	2	1	3	6	5	6	0	13	2	1	0	0	0	0	0	6	247	
5/15	TOLEDO	W 9-2	36	9	10	21	3	0	2	9	10	5	0	9	3	0	0	0	0	0	1	8	247	
5/17	TOLEDO	W 16-8	41	16	18	34	7	0	3	10	15	5	0	9	3	0	2	0	0	0	1	8	253	
5/18	TOLEDO	W 9-0	36	9	14	20	3	0	1	4	9	4	0	6	0	0	1	0	0	0	1	8	256	
5/19	TOLEDO	W 9-7	32	9	12	18	4	1	0	5	8	1	0	7	5	1	0	0	0	1	1	9	259	
5/20	TOLEDO	L 4-1	29	2	2	2	0	0	0	1	1	7	0	16	2	0	0	0	0	0	0	8	255	
5/21	TOLEDO	W 6-1	35	8	12	28	2	0	1	4	7	7	0	6	2	0	0	0	0	0	1	9	258	
5/23	@ St. Paul	L 6-4	35	6	10	18	2	0	1	6	6	4	0	11	0	0	0	0	0	1	2	7	258	
5/24	@ St. Paul	L 6-5	38	5	11	15	1	0	1	2	5	6	0	12	1	1	0	0	0	0	1	12	259	
5/25	@ St. Paul	L 8-6	36	6	10	16	3	0	1	4	3	7	0	6	6	0	2	0	0	0	1	12	259	
5/26	@ St. Paul	W 6-4	32	6	8	9	1	0	0	1	3	8	0	7	7	0	1	0	0	0	2	8	259	
5/27	@ St. Paul	L 6-1	38	1	6	9	0	0	0	1	3	7	0	8	7	2	1	0	0	0	4	8	258	
5/28	@ St. Paul	L 10-6	34	6	11	12	1	0	0	1	5	3	0	5	2	0	0	0	0	0	4	4	260	
5/30	MEMPHIS	W 7-6	34	7	12	24	4	1	2	7	5	2	0	5	0	2	1	0	0	0	1	6	261	
5/31	MEMPHIS	L 9-4	37	4	9	20	0	0	0	0	3	1	0	10	3	0	1	0	0	0	1	8	261	
6/1	MEMPHIS	W 12-6	41	9	12	34	4	0	3	6	14	3	0	10	2	0	0	0	0	0	2	8	262	
6/2	MEMPHIS	W 10-9 (10)	40	10	13	20	4	0	1	5	9	3	0	8	4	1	0	2	1	0	0	8	263	
6/3	MEMPHIS	L 4-2	31	2	6	7	1	0	0	1	1	6	0	11	0	0	0	0	0	0	1	8	261	
6/4	MEMPHIS	L 6-5	37	5	12	13	1	0	0	1	4	2	0	8	2	0	0	0	0	0	2	11	263	
6/6	@ Indianapolis	W 6-2	32	4	8	13	2	0	1	3	4	2	0	5	2	0	0	0	0	0	1	5	262	
6/7	@ Indianapolis	W 7-5	33	9	10	16	3	0	1	4	9	10	0	7	5	0	1	0	0	2	2	10	263	
6/8	@ Indianapolis	W 15-7	36	15	12	18	3	0	1	4	15	11	0	11	4	0	0	0	0	3	0	8	264	
6/9	@ Indianapolis	W 6-2	39	6	13	19	3	0	1	4	6	0	0	8	2	0	1	0	0	0	1	7	266	
6/10	@ Indianapolis	W 9-5	37	9	12	18	3	0	1	4	8	10	1	8	5	0	1	0	0	0	1	13	267	
6/13	COLUMBUS	W 6-4	29	6	7	14	1	0	2	3	6	4	0	7	0	0	1	0	0	0	1	4	266	
6/14	COLUMBUS	W 6-1	26	4	5	16	2	0	3	5	6	0	0	7	2	0	1	1	0	0	1	0	5	265
6/15	COLUMBUS	W 4-2	29	4	6	8	0	1	0	1	4	3	0	8	2	0	1	0	0	1	0	6	265	
6/16	COLUMBUS	W 4-1	30	4	10	18	5	0	1	6	4	3	0	7	0	1	0	0	0	0	1	5	266	
6/17	COLUMBUS	W 13-4	37	13	15	23	2	0	2	4	13	9	0	10	0	0	0	0	0	0	1	10	268	
6/18	COLUMBUS	L 6-4	34	6	13	23	4	0	2	6	6	1	0	7	1	0	2	0	0	0	1	7	270	
6/20	@ Rochester	L 5-4	31	4	7	8	1	0	0	1	6	7	0	10	0	2	0	0	0	1	1	8	269	
6/21	@ Rochester	W 7-3	35	7	10	13	3	0	0	3	6	6	0	8	0	0	0	0	0	0	2	7	269	
6/22	@ Rochester	W 7-3	37	8	11	16	2	0	1	3	7	3	0	12	2	0	1	0	0	0	1	6	270	
6/23	@ Rochester	W 4-2	33	4	7	12	2	0	1	3	3	2	0	8	0	0	0	0	0	0	0	6	269	
6/24	@ Rochester	L 5-2	30	2	5	11	1	1	1	3	2	0	0	11	1	0	0	1	0	0	1	8	268	
6/25	@ Rochester	W 7-3	33	7	9	10	1	0	0	1	6	7	0	10	3	1	0	0	0	2	1	8	268	
6/28	IOWA	L 9-2	30	2	5	6	1	0	0	1	2	3	0	9	1	0	0	1	0	0	1	5	267	
6/29	IOWA	W 8-3	34	8	12	28	5	1	0	3	9	8	7	1	12	1	1	0	0	0	1	11	268	
6/30	IOWA	W 6-0	37	5	9	13	3	0	3	3	4	0	0	12	1	0	0	0	0	0	3	10	267	
7/1	IOWA	W 11-1 (7)	31	11	16	27	5	0	2	7	11	3	0	7	1	0	1	0	0	0	2			



## HITTING

SERIES	OPPONENT	DATES	AVG	G	AB	R	H	TB	2B	3B	HR	RBI	BB	IBB	SO	SB	CS	OBP	SLG	OPS	PA	SAC	SF	HBP	GIDP
SERIES 1	@ Indianapolis	3/31 - 4/2	.331	3	121	28	40	62	5	1	5	28	19	0	27	10	0	.420	.512	.932	143	0	2	1	0
SERIES 2	TOLEDO	4/4 - 4/9	.258	6	198	37	51	100	9	2	12	34	28	0	61	5	2	.355	.505	.860	231	0	2	3	7
SERIES 3	@ Iowa	4/11 - 4/16	.269	4	145	28	39	75	15	0	7	27	12	0	26	6	2	.335	.517	.852	161	0	1	3	1
SERIES 4	GWINNETT	4/18 - 4/23	.225	6	182	16	41	64	11	0	4	16	29	0	50	11	3	.330	.352	.682	215	0	3	1	7
SERIES 5	@ Nashville	4/25 - 4/30	.212	6	193	23	41	67	11	0	5	21	20	0	52	11	1	.292	.347	.639	220	1	3	3	9
SERIES 6	LOUISVILLE	5/2 - 5/7	.256	6	203	38	52	84	10	2	6	35	24	0	48	13	2	.349	.414	.763	236	1	2	6	4
SERIES 7	@ Scranton/WB	5/9 - 5/14	.211	6	199	24	42	78	11	2	7	20	20	0	50	12	4	.290	.392	.682	224	0	2	3	3
SERIES 8	TOLEDO	5/16 - 5/21	.321	6	209	45	67	112	17	2	8	42	38	0	56	14	1	.433	.536	.969	252	0	1	4	5
SERIES 9	@ St. Paul	5/23 - 5/28	.276	6	203	30	56	79	11	0	4	26	35	0	49	16	4	.391	.389	.780	243	0	1	4	14
SERIES 10	MEMPHIS	5/30 - 6/4	.286	6	213	34	61	93	12	1	6	28	24	0	52	10	3	.365	.437	.802	243	2	1	3	7
SERIES 11	@ Indianapolis	6/6 - 6/11	.311	5	177	43	55	84	14	0	5	42	33	1	39	21	1	.414	.475	.889	221	1	7	3	3
SERIES 12	COLUMBUS	6/13 - 6/18	.303	6	185	39	56	102	14	1	10	39	26	0	49	7	1	.397	.551	.948	220	1	3	5	4
SERIES 13	@ Rochester	6/20 - 6/25	.246	6	199	32	49	70	10	1	3	28	31	0	59	6	3	.349	.352	.701	237	2	3	2	6
SERIES 14	IOWA	6/28 - 7/3	.279	6	190	34	53	93	17	1	7	30	23	1	57	5	2	.364	.489	.853	218	1	1	3	4
SERIES 15	@ Gwinnett	7/4 - 7/9	.250	5	168	22	42	73	12	2	5	21	20	0	44	10	3	.325	.435	.760	191	0	3	0	3
SERIES 16	INDIANAPOLIS	7/14 - 7/16	.280	3	107	17	30	56	2	0	8	16	12	0	24	1	0	.364	.523	.887	121	0	0	2	1
SERIES 17	ST. PAUL	7/18 - 7/23																							
SERIES 18	@ Columbus	7/25 - 7/30																							
SERIES 19	@ Louisville	8/1 - 8/6																							
SERIES 20	IOWA	8/8 - 8/13																							
SERIES 21	@ Toledo	8/15 - 8/20																							
SERIES 22	ST. PAUL	8/22 - 8/27																							
SERIES 23	LOUISVILLE	8/29 - 9/3																							
SERIES 24	@ Iowa	9/5 - 9/10																							
SERIES 25	INDIANAPOLIS	9/12 - 9/17																							
SERIES 26	@ Columbus	9/19 - 9/24																							

## PITCHING

SERIES	OPPONENT	DATES	W	L	ERA	G	GS	CG	SHO	GF	HLD	SV	SVO	IP	H	R	ER	HR	HB	BB	IBB	SO	AVG	WP	BK	GIDP
SERIES 1	@ Indianapolis	3/31 - 4/2	3	0	3.33	3	3	0	0	3	0	1	1	27.0	27	10	10	2	3	9	0	25	.273	0	1	9
SERIES 2	TOLEDO	4/4 - 4/9	2	4	6.67	6	6	0	0	6	0	0	1	54.0	69	44	40	11	4	30	0	56	.303	2	1	6
SERIES 3	@ Iowa	4/11 - 4/16	2	2	9.00	4	4	0	0	4	2	1	1	34.0	41	37	34	8	6	17	1	42	.289	1	0	1
SERIES 4	GWINNETT	4/18 - 4/23	1	5	4.50	6	6	0	0	6	3	1	1	54.0	55	34	27	5	2	24	0	39	.268	10	1	6
SERIES 5	@ Nashville	4/25 - 4/30	2	4	4.85	6	6	0	0	6	6	1	4	52.0	57	30	28	5	3	26	0	43	.284	3	0	4
SERIES 6	LOUISVILLE	5/2 - 5/7	2	4	6.83	6	6	0	0	6	3	2	3	54.0	64	44	41	14	2	26	0	53	.298	4	1	2
SERIES 7	@ Scranton/WB	5/9 - 5/14	3	3	5.57	6	6	0	0	6	7	2	5	53.1	53	34	33	10	5	36	2	58	.272	3	0	9
SERIES 8	TOLEDO	5/16 - 5/21	4	2	3.83	6	6	0	1	6	3	0	0	54.0	55	26	23	8	5	22	0	55	.266	5	0	7
SERIES 9	@ St. Paul	5/23 - 5/28	2	4	5.94	6	6	0	0	6	1	1	3	50.0	58	43	33	6	3	29	0	51	.286	0	0	2
SERIES 10	MEMPHIS	5/30 - 6/4	2	4	6.71	6	6	0	0	6	4	1	3	55.0	55	46	41	13	0	39	0	56	.255	4	0	6
SERIES 11	@ Indianapolis	6/6 - 6/11	5	0	4.60	5	5	0	0	5	2	2	2	45.0	44	23	23	3	1	29	0	55	.254	1	0	4
SERIES 12	COLUMBUS	6/13 - 6/18	6	0	2.83	6	6	0	0	6	6	3	4	54.0	41	17	17	5	3	25	0	47	.209	4	0	5
SERIES 13	@ Rochester	6/20 - 6/25	4	2	3.10	6	6	0	0	6	7	1	2	52.1	46	20	18	7	3	26	1	51	.234	4	1	2
SERIES 14	IOWA	6/28 - 7/3	2	4	5.58	6	6	0	0	6	1	0	1	50.0	41	32	31	10	0	31	0	58	.225	1	0	5
SERIES 15	@ Gwinnett	7/4 - 7/9	1	4	5.14	5	5	0	0	5	1	1	4	42.0	35	29	24	5	3	27	1	41	.227	1	0	3
SERIES 16	INDIANAPOLIS	7/14 - 7/16	1	2	9.00	3	3	0	0	3	0	0	0	27.0	36	27	27	8	1	22	1	30	.330	2	0	3
SERIES 17	ST. PAUL	7/18 - 7/23																								
SERIES 18	@ Columbus	7/25 - 7/30																								
SERIES 19	@ Louisville	8/1 - 8/6																								
SERIES 20	IOWA	8/8 - 8/13																								
SERIES 21	@ Toledo	8/15 - 8/20																								
SERIES 22	ST. PAUL	8/22 - 8/27																								
SERIES 23	LOUISVILLE	8/29 - 9/3																								
SERIES 24	@ Iowa	9/5 - 9/10																								
SERIES 25	INDIANAPOLIS	9/12 - 9/17																								
SERIES 26	@ Columbus	9/19 - 9/24																								

**SERIES WINS: 5** (2 at Home, 3 on Road)

**SERIES LOSSES: 9** (6 at Home, 3 on Road)

**SERIES SPLITS: 2** (2 on Road)

## STARTING PITCHERS

[illegible]

## RELIEVERS

SERIES	OPPONENT	DATES	W	L	ERA	G	HLD	SV	SVO	IP	H	R	ER	2B	3B	HR	TB	BB	IBB	SO	WHIP	AVG	HBP	WP	BK	GDP	K/BB	NP	NS	TBF	IR	IRS
SERIES 1	@ Indianapolis	3/31 - 4/2	3	0	1.13	3	0	1	1	16.0	14	2	2	4	0	0	18	5	0	12	1.19	.255	1	0	1	7	2.40	218	132	61	1	1
SERIES 2	TOLEDO	4/4 - 4/9	1	1	8.16	6	0	0	1	28.2	38	28	26	9	1	7	70	18	0	34	1.95	.314	4	1	1	3	1.89	579	345	143	7	5
SERIES 3	@ Iowa	4/11 - 4/16	2	0	4.15	4	2	1	1	21.2	21	13	10	8	1	1	34	7	1	26	1.29	.244	5	1	0	0	3.71	374	229	99	4	4
SERIES 4	GWINNETT	4/18 - 4/23	0	3	6.00	6	3	1	1	21.0	26	17	14	5	0	3	40	10	0	18	1.71	.299	2	7	1	1	1.80	379	235	102	5	4
SERIES 5	@ Nashville	4/25 - 4/30	1	2	4.29	6	6	1	4	21.0	25	12	10	2	0	1	30	15	0	23	1.90	.298	2	2	0	2	1.53	414	237	103	14	3
SERIES 6	LOUISVILLE	5/2 - 5/7	1	1	5.47	6	3	2	3	26.1	27	19	16	4	0	4	43	17	0	32	1.67	.267	1	4	1	1	1.88	489	293	121	9	5
SERIES 7	@ Scranton/WB	5/9 - 5/14	2	2	5.28	6	7	2	5	29.0	25	18	17	2	0	5	42	21	2	34	1.59	.248	3	3	0	7	1.62	538	318	126	12	3
SERIES 8	TOLEDO	5/16 - 5/21	3	1	2.54	6	3	0	0	28.1	23	11	8	5	0	2	34	10	0	35	1.16	.221	4	3	0	3	3.50	503	303	119	10	3
SERIES 9	@ St. Paul	5/23 - 5/28	0	3	9.00	6	1	1	3	23.0	32	33	23	5	2	6	59	19	0	30	2.22	.317	3	0	0	0	1.58	498	285	124	8	5
SERIES 10	MEMPHIS	5/30 - 6/4	1	2	7.56	6	4	1	3	25.0	22	23	21	3	0	3	34	25	0	27	1.88	.227	0	2	0	3	1.08	528	308	123	18	9
SERIES 11	@ Indianapolis	6/6 - 6/11	2	0	3.86	5	2	2	2	21.0	20	9	9	3	0	0	23	16	0	28	1.71	.250	0	1	0	2	1.75	388	237	98	14	2
SERIES 12	COLUMBUS	6/13 - 6/18	2	0	3.47	6	6	3	4	23.1	18	9	9	4	1	0	24	12	0	31	1.29	.207	1	3	0	0	2.58	385	252	101	9	3
SERIES 13	@ Rochester	6/20 - 6/25	1	2	3.47	6	7	1	2	23.1	17	9	9	4	1	2	29	19	1	26	1.54	.198	2	3	0	0	1.37	429	255	108	5	0
SERIES 14	IOWA	6/28 - 7/3	2	2	5.63	6	1	0	1	24.0	17	16	15	2	0	4	31	19	0	30	1.50	.198	0	1	0	2	1.58	434	247	107	12	2
SERIES 15	@ Gwinnett	7/4 - 7/9	0	4	9.43	5	1	1	4	21.0	20	27	22	4	0	5	39	21	1	17	1.95	.250	3	1	0	1	0.81	410	227	105	12	7
SERIES 16	INDIANAPOLIS	7/14 - 7/16	1	1	8.24	3	0	0	0	19.2	25	18	18	6	0	5	46	15	1	26	2.03	.316	0	2	0	1	1.73	388	235	96	4	1
SERIES 17	ST. PAUL	7/18 - 7/23																														
SERIES 18	@ Columbus	7/25 - 7/30																														
SERIES 19	@ Louisville	8/1 - 8/6																														
SERIES 20	IOWA	8/8 - 8/13																														
SERIES 21	@ Toledo	8/15 - 8/20																														
SERIES 22	ST. PAUL	8/22 - 8/27																														
SERIES 23	LOUISVILLE	8/29 - 9/3																														
SERIES 24	@ Iowa	9/5 - 9/10																														
SERIES 25	INDIANAPOLIS	9/12 - 9/17																														
SERIES 26	@ Columbus	9/19 - 9/24																														

## 2023 STORM CHASER QUALITY STARTS (14)

STARTER (# IN 2023)	GAME	DEC	IP	H	R	ER	HR	HB	BB	IBB	SO	WP	BK	GIDP	TBF	% K/BF	NP-S	S%	FPS	FPS%	P/IP	CATCHER	
1.	Jonathan Heasley (1)	4/7 vs. Toledo	W	6.0	6	2	2	1	0	2	0	5	0	0	0	26	19.2%	92 - 61	66.30%	19	73.08%	15.33	Fermin
2.	Mike Mayers (1)	4/18 vs. Gwinnett	—	6.0	3	1	1	0	0	2	0	2	0	0	0	23	8.7%	82 - 54	65.85%	13	56.52%	13.67	Fermin
3.	Jonathan Heasley (2)	4/19 vs. Gwinnett	L	7.0	7	3	3	1	0	0	0	7	0	0	1	26	26.9%	95 - 60	63.16%	15	57.69%	13.57	Porter
4.	Austin Cox (1)	4/27 @ Nashville	W	6.0	4	0	0	0	0	3	0	5	0	0	1	22	22.7%	101 - 62	61.39%	12	54.55%	16.83	Reetz
5.	Drew Parrish (1)	4/28 @ Nashville	—	6.0	1	0	0	0	0	2	0	5	0	0	1	20	25.0%	90 - 56	62.22%	6	30.00%	15.00	Porter
6.	Mike Mayers (2)	5/5 vs. Louisville	W	6.0	4	1	1	1	0	1	0	5	0	0	0	22	22.7%	79 - 55	69.62%	14	63.64%	13.17	Reetz
7.	Daniel Lynch (1)	5/23 @ St. Paul	W	6.0	3	0	0	0	0	0	0	5	0	0	0	21	23.8%	61 - 47	77.05%	14	66.67%	10.17	Porter
8.	Max Castillo (1)	5/28 @ St. Paul	—	6.0	4	1	1	0	0	0	0	4	0	0	0	21	19.0%	69 - 46	66.67%	12	57.14%	11.50	Reetz
9.	Max Castillo (2)	6/9 @ Indianapolis	W	6.0	4	1	1	1	0	1	0	8	0	0	0	25	32.0%	89 - 61	68.54%	16	64.00%	14.83	Reetz
10.	Jonathan Heasley (3)	6/13 vs. Columbus	—	6.0	5	2	2	1	0	2	0	4	1	0	0	25	16.0%	93 - 57	61.29%	15	60.00%	15.50	Reetz
11.	Max Castillo (3)	6/15 vs. Columbus	W	6.0	4	2	2	2	1	0	0	0	0	0	1	21	0.0%	75 - 51	68.00%	14	66.67%	12.50	Porter
12.	Anthony Veneziano (1)	6/16 vs. Columbus	W	6.1	3	0	0	0	0	3	0	2	0	0	3	23	8.7%	87 - 56	64.37%	14	60.87%	13.74	Briceno
13.	Max Castillo (4)	6/30 vs. Iowa	—	6.0	3	3	3	2	0	3	0	2	0	0	1	23	8.7%	89 - 52	58.43%	14	60.87%	14.83	Briceno
14.	Ryan Yarbrough (1)	7/4 @ Gwinnett	—	6.0	3	0	0	0	0	1	0	6	0	0	1	21	28.6%	81 - 50	61.73%	14	66.67%	13.50	Briceno

## 2023 REHAB ASSIGNMENTS WITH OMAHA

### HITTING

PLAYER	DATES	AVG	G	AB	R	H	TB	2B	3B	HR	RBI	BB	IBB	SO	SB	CS	OBP	SLG	OPS	PA	SAC	SF	HBP	GIDP
Drew Waters	May 9 - 24	.327	13	52	12	17	33	6	2	2	6	6	0	13	2	0	.397	.635	1.032	58	0	0	0	3
Nicky Lopez	May 16 - 20	.300	3	10	1	3	4	1	0	0	1	3	0	1	1	0	.462	.400	.862	13	0	0	0	0
Kyle Isbel	June 13 - 25	.290	9	31	7	9	17	2	0	2	6	6	0	6	0	0	.405	.548	.953	37	0	0	0	2
Michael Massey	June 30 - July 3	.182	3	11	2	2	3	1	0	0	0	1	0	3	0	0	.250	.273	.523	12	0	0	0	0
Matt Beaty	July 19 - July 20	.000	2	6	0	0	0	0	0	0	0	1	0	0	0	0	.250	.000	.250	8	0	0	1	0

### PITCHING

PLAYER	DATES	W	L	ERA	G	GS	CG	SHO	GF	HLD	SV	SVO	IP	H	R	ER	HR	HB	BB	IBB	SO	AVG	WP	BK	GIDP	TBF
Daniel Lynch	May 7 - 23	2	0	3.50	4	4	0	0	0	0	0	0	18.0	19	7	7	3	0	3	0	18	.264	1	0	0	75
Amir Garrett	June 22 - 28	0	0	10.13	3	0	0	0	0	1	0	0	2.2	3	3	3	1	0	5	0	2	.273	1	0	0	16
Ryan Yarbrough	June 24 - July 4	0	0	1.23	3	3	0	0	0	0	0	0	14.2	9	2	2	1	0	2	0	18	.176	0	0	1	53
Brad Keller	June 28 - July 22	0	3	15.75	8	2	0	0	0	0	0	0	8.0	10	16	14	1	1	18	0	4	.333	1	0	1	52
Angel Zerpa	June 28 - July 13	0	1	3.95	3	3	0	0	0	0	0	0	13.2	14	6	6	2	0	6	0	15	.264	0	0	0	59