



**SOD
POODLES
BASEBALL
CLUB**

NEWS & NOTES

HODGETOWN

715 S. BUCHANAN ST

AMARILLO, TEXAS 79101

806-803-7762

TWITTER: @SODPOODLES

Sod Poodles PR Department: Director, Cory Hilborne - CoryH@SodPoodles.com, 806-803-8778 - Coordinator: A.J. Bartucca, AJB@SodPoodles.com

Midland RockHounds (16-13)

RHP Jake Walkinshaw (1-3, 4.85 ERA)

VS.

Amarillo Sod Poodles (14-15)

RHP Deyni Olivero (1-1, 7.45 ERA)

Thursday, May 11, 2023 • 7:05 PM CT • HODGETOWN • Radio: KVWE-102.9 FM • Game 30 • Home Game 15

SEASON RESULTS

Date	Site	Result
5/9	MID	L, 11-9
5/10	MID	W, 6-3
5/11	MID	
5/12	MID	
5/13	MID	
5/14	MID	
6/6	@MID	
6/7	@MID	
6/8	@MID	
6/9	@MID	
6/10	@MID	
6/11	@MID	

MIDLAND SERIES CAPSULE

2023 at Home: 1-1
2023 on Road: 0-0
All-Time at Home: 25-20
All-Time on Road: 21-17
All-Time Totals: 46-37

STREAKS

Last 5 Games: 2-3
Last 10 Games: 4-6
Longest 2023 Winning Streak: 3
Longest 2023 Losing Streak: 3
All-Time W/L: 213-211

LEAGUE STANDINGS

NORTH (W-L-PCT-GB)

TULSA	19-10 .655	--
ARKANSAS	18-11 .621	1.0
NW ARKANSAS	15-14 .517	4.0
SPRINGFIELD	13-16 .448	6.0
WICHITA	12-17 .414	7.0

SOUTH (W-L-PCT-GB)

MIDLAND	16-13 .552	--
AMARILLO	14-15 .483	2.0
FRISCO	13-16 .448	3.0
CORPUS CHRISTI	12-16 .429	3.5
SAN ANTONIO	12-16 .429	3.5

TEAM LEADERS

AVERAGE: .398 - Bliss
HITS: 45 - Bliss
2B: 11 - Bliss
TRIPLES: 2 (2x) - Bliss & Roberts
HOME RUNS: 6 - English
RBI: 21 - Bliss
OBP: .436 - English
STOLEN BASES: 9 - Bliss
SO (P): 27 - Albright
SAVES: 4 - Backhus
ERA: 1.38 - Backhus
WINS: 2 (4x) - Jarvis, Mantiply, Rice & Saalfrank

ATTENDANCE

Last: 4,495
Total: 70,812
Average: 5,058
No. of Sellouts: 6

HUMP DAYYYYYYYY: The Sod Poodles clipped the RockHounds, 6-3, and maintained their undefeated streak on Wednesdays this season, logging a 5-0 record on hump day...**Chad Patrick** worked for 4.2 innings and surrendered two earned runs on four hits and three walks while punching out six...Three arms came out to relieve in the from of **Austin Pope**, **Andrew Saalfrank** and **Christian Montes De Oca** who combined for 4.1 IP and held the RockHounds to just one earned run on six hits and one walk, fanning five in the process...**Ryan Bliss** launched a homer in the first Sod Poodle AB of the contest, turning in a 3-for-4 night with a double, two RBI and two runs on top of his long ball...**Deyni Olivero** gets the nod for Amarillo in game three as they look to take the series lead with the six-game set currently stalled at one apiece.

ABSOLUTE BLISS MISSILE: Ryan Bliss went 3-for-4 with a home run, double, two RBI and two runs scored...Bliss has now hit safely in 41 of his last 47 contests dating back to 8/4/2022 with Hillsboro and extended his current hit streak to five games...Bliss's homer came in the first at-bat of the game which was his second time accomplishing this in 2023...Bliss is just one of four Soddies to homer in the first AB of a contest and now just one of three to do so multiple times in franchise history...Additionally, the righty bat logged his club-best 17th multi-hit effort this season and is currently slashing .398/.419/.664...Across all D-backs minor leaguers this season, the former Auburn Tiger is ranked first for SLG, XBH (18), TB (75) and doubles (11), second for AVG and hits (45) and third for OBP (.419) and swiped bags (9).

TIMMY TWO BAGS: Tim Tawa went 1-for-3 with a double, RBI and a run scored...Tawa is now slashing .280/.308/.400 through six games in the month of may with three of his four doubles on the campaign coming in those contests...His double pushes him to tied third on the club among active Sod Poodles with his number of doubles this month tying first.

JARRY!JARRY!JARRY!: Jarrod Watkins went 1-for-3 with a double, RBI and a run scored...Watkins is now 2-for-4 in his first two games at the Double-A level and in a Soddies uniform, poking two XBH in his first two AB's which is the first time he has done so for a new team in his career...Dating back to his three-bagger logged on 4/28/23 with Hillsboro, Watkins has now poked three XBH in his last 10 games.

MY NAME'S...NOT...RICK: Chad Patrick started for the Soddies and delivered 4.2 innings while surrendering just two earned runs on four hits and three walks, punching out six in the process...Patrick has tossed at least 4.0 IP and held his opponent to two earned runs or less while additionally fanning at least six batters three times this season...The right hander now has the fourth most punchouts on the club with 25 in six games.

BETTER CALL SAALFRANK: Andrew Saalfrank plugged 1.2 scoreless innings of relief, scattering one knock and fanning three batters in the process...The southpaw has now gone at least 1.2 innings in a relief appearance seven times in 10 games while fanning at least three batters five times...The left hander is posting a 14.5 K/9 (26 K, 16.1 IP) this season and has punched out 18 of his 26 total strikeout victims while there were runners on base and half of them while they were threatening a score.

THE PEN IS MIGHTIER: The Amarillo bullpen plugged 4.1 innings of one-run ball while surrendering just six hits and one walk and dealing five strikeouts...Amarillo relievers hold the crown in the Texas League for strikeouts (184), tie first for saves (7), and tie third for the least plunks (9).

HOME IS WHERE HODGETOWN IS: The Sod Poodles are logging the highest average (.291, 143-for-491) and SLG (.489), second most runs (103), hits (143), total bases (240) and RBI (97) and the third most doubles (32) across all of Double-A while playing at home this season...Additionally, they are 7-7 while at home this season and haven't finished a season with a winning home record since 2021 when they posted a 33-27 record.

SOD POODLES BREAKDOWN

At Home: 7-7
On the Road: 7-8
Day Games: 1-4
Night Games: 13-11
vs. RHP: 11-13
vs. LHP: 3-2
First Half: 14-15
Second Half: 0-0
April: 11-10
May: 3-5
June: 0-0
July: 0-0
August: 0-0
September: 0-0
Monday: 0-0
Tuesday: 1-4
Wednesday: 5-0
Thursday: 2-3
Friday: 2-3
Saturday: 3-2
Sunday: 1-3

Scoring First: 7-5
Opponent Scoring First: 7-10
Extra Innings: 2-0
Doubleheaders: 0-0
Commit An Error: 9-12
Commit No Errors: 5-3
Walk-Off Wins: 1
Walk-Off Losses: 0

vs. North 1st Half: 3-3
vs. South 1st Half: 11-12
vs. North 2nd Half: 0-0
vs. South 2nd Half: 0-0

Scoring 4+ Runs: 11-10
Opp. Scoring 4+ Runs: 5-14
Scoring 3 Or Fewer Runs: 3-5
Opp. Scoring 3 Or Fewer Runs: 9-1
Out-Hit Opponent/Tie: 12-6
Out-Hit By Opponent: 2-9
Lead After 6: 10-0
Trail After 6: 3-15
Tied After 6: 1-0
Lead After 7: 11-0
Trail After 7: 2-15
Tied After 7: 1-0
Lead After 8: 12-0
Trail After 8: 1-15
Tied After 8: 1-0

Series (W-L-T): 1-1-3
Game 1: 1-5
Game 2: 6-0
Game 3: 3-2
Game 4: 1-3
Game 5: 2-2
Game 6: 1-3
Series Sweeps: 0
Series Been Swept: 0

UPCOMING GAMES

DAY	DATE	OPPONENT	PROBABLE PITCHERS		TIME (CT)	RADIO
Fri	May 12	MID	RHP Jack Cushing (0-0, 7.71 ERA)	vs.	RHP Marcos Tineo (0-2, 16.20 ERA)	7:05 PM KVWE-102.9 FM
Sat	May 13	MID	RHP Joey Estes (0-3, 4.68 ERA)	vs.	RHP Luke Albright (1-2, 6.65 ERA)	7:05 PM KVWE-102.9 FM
Sun	May 14	MID	RHP Ryan Cusick (1-1, 2.31 ERA)	vs.	RHP Jamison Hill (0-2, 4.30 ERA)	1:05 PM KVWE-102.9 FM



STARTING PITCHER



#1 DEYNI OLIVERO - RHP

HEIGHT: 6'1"

WEIGHT: 165

B/T: R/R

AGE: 25 (1/7/1998 in Santo Domingo, Dominican Republic)

5 G

1-1

14/13 K/BB

7.45 ERA

LAST WIN: 4/29/23 vs. FRI

LAST SAVE: None

LONGEST 2023 OUTING: 5.0 Innings (4/29/23 vs. FRI)

VS. LEFT: .400/.515/.720, 10 H, 2 2B, 2 HR, 7 RBI, 7 BB, 4 K

LAST HOME RUN ALLOWED: 4/29/23 vs. FRI (Jax Biggers, 4th inning, two-run) 2023 VS. MID: N/A

VS. RIGHT: .339/.403/.429, 19 H, 5 2B, 7 RBI, 6 BB, 10 K

Former PIO Mid-Season All-Star (2018), NWL Mid-Season All-Star (2019), NWL Pitcher of the Year (2019) and NWL Post-Season All-Star (2019).

Entering his 7th professional season and his second campaign to be fought in Amarillo threads, starting 20 games last year as a Soddie before being promoted to Triple-A Reno for his final five contests of the 2022 season.

Across those five Triple-A contests, he boasted a 2-1 record and a 3.81 ERA (12 ER, 28.1 IP).

During his Triple-A debut, he earned a quality start, tossing 6.0 innings while holding his opponent to two earned runs on six hits and three walks, punching out four in the process.

In his professional debut season (2016), he logged a 4.99 ERA (22 ER, 39.2 IP) in 9 G (6 GS) at the Rookie ball level.

CAREER STATS

YEAR	CLUB	W-L	ERA	G	GS	CG	SHO	IP	H	R	ER	HR	HBP	BB	SO	WP	GDP	BAA
2016	DSL D-backs (Rk)	5-1	4.99	9	6	0	0	39.2	40	23	22	3	3	16	25	3	3	.268
2017	DSL D-backs (Rk)	3-2	3.58	10	10	0	0	50.1	62	25	20	3	2	12	33	3	9	.313
	AZL D-backs (Rk)	3-0	1.75	6	3	0	0	25.2	28	8	5	1	1	9	15	2	6	.292
2018	Missoula (Rk)	4-4	3.94	14	14	0	0	64.0	62	33	28	5	3	25	55	4	6	.250
2019	Hillsboro (A(Short))	8-3	2.09	15	8	0	0	64.2	50	18	15	3	5	20	42	2	4	.215
2021	Visalia (A-)	0-0	9.00	1	1	0	0	2.0	3	2	2	1	1	0	3	0	0	.333
2022	Hillsboro (A+)	0-1	2.60	3	3	0	0	17.1	10	5	5	0	0	4	14	1	0	.169
	Amarillo (AA)	2-9	6.19	20	20	0	0	96.0	114	69	66	16	4	34	77	6	7	.297
	Reno (AAA)	2-1	3.81	5	5	0	0	28.1	30	12	12	5	0	10	14	0	0	.273
2023	Amarillo (AA)	1-1	7.45	5	5	0	0	19.1	29	16	16	2	0	13	14	2	3	.358
MINOR LEAGUE TOTALS		28-22	4.22	88	75	0	0	407.1	428	211	191	39	19	143	292	23	38	.273

2022 HIGHS

INNINGS: 7.0 IP (7/9 @ WCH)
 HITS: 10 (4/29 @ NWA)
 RUNS: 7 (8/22 vs. TUL)
 EARNED RUNS: 7 (5/22 vs. TUL)
 STRIKEOUTS: 8 (8/7 @ FRI)
 WALKS: 4 (6/28 vs. NWA)
 HOME RUNS: 3 (5/17 vs. TUL)
 WINNING STREAK: 1 (4x: Last: 9/27 vs. TAC (RNO))
 LOSING STREAK: 3 (4/23-5/5)
 SHORTEST START: 0.2 IP (6/28 vs. NWA)
 PITCHES THROWN: 97 (6/22 @ CC)

CAREER HIGHS

INNINGS: 7.0 IP (7/9 @ WCH)
 HITS: 11 (6/21/17 (DSL D-backs))
 RUNS: 8 (2x: Last: 6/21/17 (DSL D-backs))
 EARNED RUNS: 8 (2x: Last: 6/21/17 (DSL D-backs))
 STRIKEOUTS: 10 (8/19/18 vs. ORM (MIS))
 WALKS: 5 (8/31 vs. BIL (MIS))
 HOME RUNS: 3 (2x: Last: 5/17/22 vs. TUL)
 WINNING STREAK: 3 (2x: Last: 7/24-8/4/19)
 LOSING STREAK: 3 (4/23-5/5/22)
 SHORTEST START: 0.2 IP (6/28/22 vs. NWA)
 PITCHES THROWN: 97 (6/22/22 @ CC)

2022 SPLITS

VS. RIGHT: .273, 79 H, 19 2B, 3 3B, 9 HR, 29 RBI, 29 BB, 54 K
 VS. LEFT: .284, 75 H, 14 2B, 4 3B, 12 HR, 49 RBI, 19 BB, 51 K
 HOME: 3-4, 5.24 ERA, 15 GS, 72.1 IP, 42 ER, 26 BB, 51 K
 ROAD: 1-7, 5.34 ERA, 13 GS, 69.1 IP, 41 ER, 22 BB, 54 K
 W/ RISP: .336, 45 H, 7 2B, 2 3B, 8 HR, 61 RBI, 19 BB, 26 K
 DAY: 1-1, 8.02 ERA, 4 GS, 20.2 IP, 18 ER, .326 BAA, 8 BB, 10 K
 NIGHT: 3-10, 4.83 ERA, 24 GS, 121.0 IP, 65 ER, .270 BAA

OPPOSING STARTER - RHP JAKE WALKINSHAW (1-3, 4.85 ERA)

CAREER VS. AMA: FIRST APPEARANCE

BATTER-PITCHER MATCH-UPS (ALL-TIME)

SOD POODLES VS. JAKE WALKINSHAW:

PLAYER	H	AB	PA	AVG	XBH	HR	BB	SO
Castillo, N	0	4	4	.000	0	0	0	2
Centeno, J	0	2	2	.000	0	0	0	0
Vukovich, A	0	2	2	.000	0	0	0	1

ROCKHOUNDS VS. DEYNI OLIVERO:

PLAYER	H	AB	PA	AVG	XBH	HR	BB	SO
Eierman, J	2	2	2	1.000	1	0	0	0
Gldberg, M	1	1	1	1.000	0	0	0	0
Schwarz, J	3	4	4	.750	1	0	0	0
Harris, B	2	4	4	.500	1	0	0	0
Calabuig, C	1	3	3	.333	0	0	0	1
Davidson, L	2	7	7	.286	0	0	0	2
Simoneit, W	0	2	2	.000	0	0	0	0

FRIDAY'S STARTER - RHP MARCOS TINEO (0-2, 16.20 ERA)

The right-hander will get the nod for the Soddies in the fourth of a six-game set versus Midland...It will be Tineo's fourth career start at Double-A, making his debut on 4/25/23 where he tossed 3.1 innings, allowing five earned on six hits and four walks while striking out two...Across his first two starts in High-A Hillsboro this season, he combined to pitch 7.0 innings and allowed just four earned on three walks while dealing eight punchies.

2023 HIGHS: Hits - 3 , Runs - 3, RBI - 3 , HR - 1, 2B - 2, 3B - 1, BB - 1, K - 2, SB - 2

- 🏆 Rated the no. 2 shortstop in the state of Georgia (15th overall) and the 96th best SS in the country by Perfect Game in high school.
- 🏆 Earned a nine (9) game, an eight (8) game, two (2) seven (7) game, and a six (6) game hit streak in 2022.
- 🏆 During his time in Low-A Visalia threads (8/3-9/19/21), he logged the club's most hits (41) and total bases (70) while tying 1st in XBH (16).
- 🏆 From 9/3-9/19/21, he logged 19 hits in 14 contests which also encompassed a 10 game hit streak (9/3-9/15), going hitless just once over the stretch.
- 🏆 The Arizona Diamondbacks selected Bliss in the 2nd round (42nd overall) of the 2021 draft out of Auburn University.

2023 HIGHS: Hits - 2, Runs - 2, RBI - 3, HR - 1, 2B - 2, 3B - 0, BB - 1, K - 3, SB - 1

- 🍌 He made his professional debut with the DSL Diamondbacks (ROK) on 6/2/2018, going 1-for-4 with an RBI and a swiped bag.
- 🍌 From 7/8-8/15/2019, he logged a base knock in 22 out of 26 straight games and accumulated 28 total hits, good for .283 AVG (28-for-99) over the stretch.
- 🍌 Amongst his qualified club mates (HIL) across 82 games, he logged the 2nd most HR (11), 4th most H (77), R (35), TB (127) and SB (15) in 2022.
- 🍌 From 4/20-6/26/2022, he logged a hit in 14 out of 15 straight contests, earning 22 base knocks with five (5) of them going for extra bags (2 2B, 3 HR).

2023 HIGHS: Hits - 3, Runs - 2, RBI - 2, HR - 1, 2B - 1, 3B - 0, BB - 2, K - 3, SB - 1

- 🏆 2017 World Series Champion (HOU).
- 🏆 Made his MLB Debut on 9/18/2013 with the New York Mets and collected his first single that night off 3-time All-Star Matt Cain.
- 🏆 Finished his first season (2022) in the D-backs' system ranked 5th in AVG (.305), 6th in SLG (.512), 8th in RBI (67) and OPS (.867), 9th in HR (15) and 2B (24), and finished 10th in OBP (.355).
- 🏆 Set a career-high with 15 home runs including 14 in 81 games with Amarillo which he has yet to eclipse in any single season.
- 🏆 Named the Texas League Post-Season All-Star (2022) and the MiLB.com Organization All-Star (2022, ARI).

2023 HIGHS: Hits - 2, Runs - 1, RBI - 1, HR - 0, 2B - 1, 3B - 0, BB - 2, K - 2, SB - 2

- 🏆 Began his first professional season (2018) with a hit in 14 of his first 15 games between the AZL D-backs and short-season Missoula.
- 🏆 Logged 42 combined games across three levels in 2019, hitting .256 (34-for-133), ending the year with a hit in 15 of his final 19 games played.
- 🏆 Played the entire 2021 season with High-A Hillsboro with 57 games behind the plate (53 GS), 15 games in RF (14 GS), and three games in LF (2 GS), hitting his first career HR on 6/9 vs TRI, an inside-the-park HR.
- 🏆 Posted a .981 fielding percentage behind the dish while throwing out 58 percent of would be base stealers (18-of-31) in 2022.
- 🏆 Hit .300 (33-for-110) with seven doubles and 17 RBI in 32 games in June and July

2023 HIGHS: Hits - 2, Runs - 3, RBI - 2, HR - 1, 2B - 1, 3B - 0, BB - 2, K - 3, SB - 1

- 👉 Selected by the Chicago White Sox in the 36th round of the 2018 MLB draft but declined to play ball at the University of Miami.
- 👉 Made his professional debut on 7/31/2021 with the ACL Diamondbacks (ROK) and after just two (2) appearances in Rookie ball, he was promoted to Low-A Visalia.
- 👉 He earned a hit in 43 of his 86 games played (2022) with 17 of those being multi-hit efforts, good for logging multiple hits in 39% of games that he knocks.
- 👉 Earned the 7th most homers (7), 6th most hits (57), 5th most total bags (99) and 4th most doubles (17) amongst qualified Hillsboro Hops in 2022.

#13 DEYVISON DE LOS SANTOS - INF 2023 HIGHS: Hits - 3, Runs - 2, RBI - 3, HR - 1, 2B - 1, 3B - 0, BB - 1, K - 3, SB - 1														
HEIGHT: 6'1" WEIGHT: 185 B/T: R/R AGE: 19 (6/21/1993 in Santo Domingo, Dominican Republic) 2023 SPLITS:														
G	AVG	OBP	SLG	AB	R	H	2B	3B	HR	RBI	BB	SB	SO	V. RHP
25	.202	.282	.313	99	14	20	2	0	3	9	10	1	27	.218
LAST GAME: 0-for-3, BB, R LAST HOME RUN: 5/9/23 vs. MID off Pérez CURRENT HITTING: 0														
MID SERIES: 1-for-8, HR, 2 RBI, BB, 3 R LAST MULTI-HIT GAME: 4/26/23 vs. FRI (3-for-4) SEASON LONG HITTING: 3														
CC SERIES: 1-for-19, 2 BB, R SEASON LONG ON-BASE: 3														
SEASON-LONG ON-BASE: 7														

- 🐾 Back-to-back D-backs' Minor League Player of the Month in June and July, 2022.
- 🐾 Named the NWL Player of the Week (7/31/22), MiLB.com Organization All-Star (2022) and Single-A Postseason All-Star (Baseball America).
- 🐾 Collected a hit in 13-of-18 games in April, 2022 to begin the season which encompassed a pair of 3-hit games.
- 🐾 Combined to hit .403 (75-for-186) with 12 doubles, two triples, nine home runs, 35 RBI in 46 games between Visalia and Hillsboro in June and July, 2022.

#17 ROBY ENRIQUEZ - OF 2023 HIGHS: Hits - 2, Runs - 2, RBI - 2, HR - 0, 2B - 1, 3B - 0, BB - 2, K - 2, SB - 1														
HEIGHT: 6'2" WEIGHT: 210 B/T: L/L AGE: 26 (3/21/1997 in Carolina, Puerto Rico) 2023 SPLITS:														
G	AVG	OBP	SLG	AB	R	H	2B	3B	HR	RBI	BB	SB	SO	V. RHP
21	.260	.363	.338	77	12	20	6	0	0	7	11	2	20	.281
LAST GAME: 1-for-4, 2B, LAST HOME RUN: 9/7/22 vs. ARK off Weiman CURRENT HITTING: 2														
MID SERIES: 2-for-9, 2 2B, RBI, 2 R LAST MULTI-HIT GAME: 5/9/23 vs. MID (2-for-5) SEASON LONG HITTING: 5														
CC SERIES: 3-for-11, 2B, 2 RBI, 2 HBP, 3 BB, 2 R, SB SEASON LONG ON-BASE: 10														
SEASON-LONG ON-BASE: 10														

- 🐾 Signed by the Arizona Diamondbacks as a minor league free agent on December 22, 2021 out of Indiana State University (Terre Haute, IN).
- 🐾 He is in a four (4) way tie for first for the most four (4) hit performances by a Sod Poodle in 2022 with two (2) four (4) hit outings.
- 🐾 He had 26 multi-hit performances last season with three (3) being of the three (3) hit variety...24 of those were achieved in Sod Poodles threads.
- 🐾 He logged a hit in 44 out of 51 straight games (6/4-8/25/2022) which encompassed a 12 game hit streak (7/6-7/24).

#1 JONATHAN GUZMAN - INF 2023 HIGHS: Hits - 3, Runs - 2, RBI - 3, HR - 1, 2B - 0, 3B - 0, BB - 1, K - 1, SB - 0														
HEIGHT: 5'11" WEIGHT: 156 B/T: R/R AGE: 23 (8/17/1999 in Esperanza, Dominican Republic) 2023 SPLITS:														
G	AVG	OBP	SLG	AB	R	H	2B	3B	HR	RBI	BB	SB	SO	V. RHP
9	.310	.375	.414	29	5	9	0	0	1	7	3	1	9	.304
LAST GAME: 0-for-1 LAST HOME RUN: 4/30/23 VS. FRI off Matthews CURRENT HITTING: 0														
MID SERIES: LAST MULTI-HIT GAME: 4/30/23 vs. FRI (2-for-3) SEASON LONG HITTING: 5														
CC SERIES: 2-for-11, 2 RBI, 2 BB, 2 R SEASON LONG ON-BASE: 0														
SEASON-LONG ON-BASE: 5														

- 🐾 Signed by the Philadelphia Phillies on 8/17/2015 and in his debut 2016 season he Recorded a 15-game hit streak from 7/25-8/13 where he batted .400 (22-for-55) with three doubles and three RBI.
- 🐾 In 2019, set a career-high with 123 games played, all for Single-A Lakewood...Led the PHI Organization with 31 stolen bases and ranked 4th in hits (119).
- 🐾 Last season, made 115 starts at shortstop with a .978 fielding percentage...Helped complete 62 double plays while only committing nine errors...Was error-less in 33 straight games from 4/15-5/25/2022.

#11 JORDAN LAWLAR - INF 2023 HIGHS: Hits - 2, Runs - 2, RBI - 4, HR - 1, 2B - 1, 3B - 1, BB - 2, K - 4, SB - 2														
HEIGHT: 6'2" WEIGHT: 190 B/T: R/R AGE: 20 (7/17/2002 in Carrollton, TX) 2023 SPLITS:														
G	AVG	OBP	SLG	AB	R	H	2B	3B	HR	RBI	BB	SB	SO	V. RHP
25	.189	.316	.411	95	15	18	4	1	5	14	16	8	34	.171
LAST GAME: 1-for-4 LAST HOME RUN: 5/9/23 vs. MID off Leal CURRENT HITTING: 2														
MID SERIES: 3-for-9, HR, RBI, 2 R LAST MULTI-HIT GAME: 5/9/23 vs. MID (2-for-5) SEASON LONG HITTING: 6														
CC SERIES: 1-for-16, 2B, 3 BB, R SEASON LONG ON-BASE: 2														
SEASON-LONG ON-BASE: 11														

- 🐾 Made his professional debut on 8/21, going 1-for-2 with a double, walk, and stolen base..Played just two games before suffering a season-ending labrum tear.
- 🐾 Hit .278 (10-for-36) with a double, triple, two home runs, and seven RBI in 11 games in the Arizona Fall League...Had his time cut short after suffering a broken scapula.
- 🐾 Collected a hit in his Hillsboro debut on 7/4/2022 against Eugene...Had two separate five-game hit streaks as a Hop including his final five games.
- 🐾 Was named the Gatorade Texas Baseball Player of the Year in 2020-21 after hitting .412 with six home runs and 37 RBI with 46 runs scored.

#1 CALEB ROBERTS - INF 2023 HIGHS: Hits - 3, Runs - 3, RBI - 3, HR - 1, 2B - 2, 3B - 1, BB - 1, K - 3, SB - 1														
HEIGHT: 6'1" WEIGHT: 195 B/T: L/R AGE: 23 (2/9/2000 in West Palm Beach, FL) 2023 SPLITS:														
G	AVG	OBP	SLG	AB	R	H	2B	3B	HR	RBI	BB	SB	SO	V. RHP
9	.270	.341	.514	37	7	10	2	2	1	8	4	1	14	.250
LAST GAME: 0-for-3, BB LAST HOME RUN: 4/11/23 vs. CC off A. Macuare CURRENT HITTING: 0														
MID SERIES: LAST MULTI-HIT GAME: 4/14/23 vs. CC (3-for-5) SEASON LONG HITTING: 5														
CC SERIES: SEASON LONG ON-BASE: 1														
SEASON-LONG ON-BASE: 7														

- 🐾 Ranked the number 6 catcher and number 72 overall prospect out of Florida by Perfect Game.
- 🐾 Made his professional debut with the ACL Diamondbacks (ROK) on 7/31/2021 and was then assigned to Visalia and made his Low-A debut on 8/3/2021.
- 🐾 During his time in Hillsboro (4/8-9/4/2022), held down the two (2) spot for AVG (.234, 91-for-389), RBI (55), SLG (.380), 2B (24), XBH (36), TB (148) and R (57).
- 🐾 Posted a .323 AVG (10-for-31) in AMA threads across nine (9) games (9/6-9/18/2022), good for the 2nd best AVG on the club during this stretch.
- 🐾 One (1) of his 26 multi-hit efforts last season (8/24, HIL) encompassed a career high two (2) homers in a single contest.

#10 TIM TAWA - OF

2023 HIGHS: Hits - 3, Runs - 3, RBI - 3, HR - 1, 2B - 1, 3B - 0, BB - 2, K - 3, SB - 1

HEIGHT: 6'0"

WEIGHT: 196

B/T: R/R

AGE: 23 (4/7/1999 in West Linn, OR)

2023 SPLITS:

G	AVG	OBP	SLG	AB	R	H	2B	3B	HR	RBI	BB	SB	SO	V. RHP	V. LHP	HOME	AWAY	RISP
24	.217	.277	.359	92	15	20	4	0	3	15	8	2	26	.247	.067	.267	.170	.391

LAST GAME: 1-for-3, 2B, RBI, R

LAST HOME RUN: 4/29/23 vs. FRI off J. Leiter

CURRENT HITTING: 2

MID SERIES: 2-for-7, 2B, 2 RBI, R

LAST MULTI-HIT GAME: 5/6/23 @ CC (3-for-5)

SEASON LONG HITTING: 4

CC SERIES: 5-for-18, 2 2B, 2 RBI, BB, R

CURRENT ON-BASE: 2

SEASON-LONG ON-BASE: 6

🏆

 Made his professional debut with the ACL D-Backs (7/31/2021) where he logged two (2) games and went 2-for-5 (.400 AVG) with a HR, 3 RBI, R and 2 BB.

🏆

 He slashed .264/.366/.464 across 36 G and held the crown for OBP, SLG, R (27) and SB (13), among qualified players, while on the Visalia club (8/3-9/19/2021).

🏆

 Across his 60 games in Amarillo threads (2022), he logged nine (9) multi-hit performances, all of the two (2) hit variety.

🏆

 His 2022 June encompassed his career single-month most hits (26) and his season single month most doubles (5) and stolen bases (4).

🏆

 During his stretch in Hillsboro (4/8-6/22/2022), held the crown for AVG (.282), HR (8), RBI (30), OBP (.377), SLG (.441), H (60), TB (94), R (32).

#1 KEVIN VICUNA - INF

2023 HIGHS: Hits - 1, Runs - 1, RBI - 0, HR - 0, 2B - 0, 3B - 0, BB - 1, K - 0, SB - 0

HEIGHT: 6'0"

WEIGHT: 140

B/T: R/R

AGE: 25 (1/14/1998 in Puerto La Cruz, Venezuela)

2023 SPLITS:

G	AVG	OBP	SLG	AB	R	H	2B	3B	HR	RBI	BB	SB	SO	V. RHP	V. LHP	HOME	AWAY	RISP
3	.111	.200	.111	9	1	1	0	0	0	0	1	0	1	.125	.000	.000	.143	.200

LAST GAME: 0-for-2, BB, R

LAST HOME RUN: 9/4/22 @ HFD (REA) off Ruff

CURRENT HITTING: 0

MID SERIES: 0-for-2, BB, R

LAST MULTI-HIT GAME: 9/18/22 @ ALT (REA) (2-for-5)

SEASON LONG HITTING: 1

CC SERIES: 1-for-7

CURRENT ON-BASE: 1

SEASON-LONG ON-BASE: 1

🏆

 Signed by the Arizona Diamondbacks as a minor league free agent on 5/3/23.

🏆

 Former Mid-Season All-Star (2018, Lancaster JetHawks).

🏆

 Entering his eighth season of pro ball, having split time in the Toronto Blue Jays, Philadelphia Phillies and now the D-backs farm system.

🏆

 In his debut 2015 season with the DSL Blue Jays, he slashed .268/.354/.304 with three doubles and triples, 20 RBI and 10 swiped bags in 62 games.

🏆

 Has a career Double-A .348 SLG across two seasons (2021-2022), swatting 29 doubles, five triples and four homers across the stretch.

#19 A.J. VUKOVICH - INF

2023 HIGHS: Hits - 3, Runs - 3, RBI - 3, HR - 1, 2B - 1, 3B - 0, BB - 1, K - 3, SB - 1

HEIGHT: 6'5"

WEIGHT: 210

B/T: R/R

AGE: 21 (7/20/2001 in Mukwonago, WI)

2023 SPLITS:

G	AVG	OBP	SLG	AB	R	H	2B	3B	HR	RBI	BB	SB	SO	V. RHP	V. LHP	HOME	AWAY	RISP
24	.274	.330	.495	95	16	26	4	1	5	19	7	4	30	.276	.263	.359	.214	.407

LAST GAME: 1-for-4, 2B

LAST HOME RUN: 5/6/23 @ CC off Brown

CURRENT HITTING: 8

MID SERIES:

LAST MULTI-HIT GAME: 5/6/23 @ CC (2-for-5)

SEASON LONG HITTING: 8

CC SERIES: 8-for-26, 2 HR, 3 2B, 5 RBI, BB, 4 R

CURRENT ON-BASE: 8

SEASON-LONG ON-BASE: 8

🏆

 After being drafted 119th overall out of high school, the D-Backs' number 14 prospect made his professional debut with the Visalia Rawhide on 5/4/2021.

🏆

 While in Visalia (62 G, 5/4-8/1/2021) he tied 1st in 2B (15) and XBH (26), led the team in AVG (.259) and H (64) while coming in 2nd for RBI (42), SLG (.449) and R (42).

🏆

 During his brief stint with the Sod Poodles at the end of last season (9/6-9/18/2022), earned the crown for hits (13), shared the throne for TB (19) and homers (2).

🏆

 He earned the 5th best batting average (.276, 129-for-468) in the D-backs organization among players with at least 115 games played in 2022.

🏆

 Logged a hit in 18 out of 20 straight games (4/14-5/10/2022, HIL) which encompassed eight (8) multi-hit performances...Later in the season, he earned at least one base knock in 19 out of 20 straight games (8/25-9/18, HIL & AMA) which also encompassed seven (7) multi-hit efforts.

#28 JARROD WATKINS - INF

2023 HIGHS: Hits - 1, Runs - 1, RBI - 2, HR - 0, 2B - 1, 3B - 1, BB - 0, K - 0, SB - 0

HEIGHT: 5'10"

WEIGHT: 180

B/T: L/R

AGE: 26 (4/25/1997 in Washington, IL)

2023 SPLITS:

G	AVG	OBP	SLG	AB	R	H	2B	3B	HR	RBI	BB	SB	SO	V. RHP	V. LHP	HOME	AWAY	RISP
2	.500	.500	1.250	4	1	2	1	1	0	3	0	0	0	.500	-	.500	-	1.000

LAST GAME: 1-for-3, 2B, RBI, R

LAST HOME RUN: 9/7/22 @ CC (HIL) off Bayless

CURRENT HITTING: 2

MID SERIES: 2-for-4, 2B, 3B, 3 RBI, R

LAST MULTI-HIT GAME: 9/8/22 @ EVE (HIL) (2-for-4)

SEASON LONG HITTING: 2

CC SERIES:

CURRENT ON-BASE: 2

SEASON-LONG ON-BASE: 2

🏆

 Signed by the Arizona Diamondbacks as a minor league free agent on June 2, 2022 out of Indiana State University (Terre Haute, IN).

🏆

 He logged a hit in nine of his first 10 professional contests, earning five multi-hit games in that time period, all of the two-hit variety...He poked a total of 15 knocks over this stretch including four doubles and a triple.

🏆

 He posted 11 multi-hit games during the 2022 campaign, all of the two hit variety except for on 8/24/22 when he logged a season-high three knocks.

🏆

 Last season, he earned consecutive multi-hit games three times with two of them being back-to-back (8/24-8/25 & 9/7-9/8) while the 3rd streak saw back-to-back-to-back multi-hit games (6/13-6/17).

TEAM BATTING

OVERALL

	AVG	G	AB	R	H	TB	2B	3B	HR	RBI	BB	SO	SB	CS	OBP	SLG	OPS
	.256	29	987	163	253	419	53	7	33	152	108	289	44	10	.332	.425	.757

MONTHLY

APRIL	.260	21	718	120	187	307	33	6	25	112	79	214	35	8	.336	.428	.764
MAY	.245	8	269	43	66	112	20	1	8	40	29	75	9	2	.322	.416	.738
JUNE	-	-	-	-	-	-	-	-	-	-	-	-	-	-	-	-	-
JULY	-	-	-	-	-	-	-	-	-	-	-	-	-	-	-	-	-
AUGUST	-	-	-	-	-	-	-	-	-	-	-	-	-	-	-	-	-
SEPTEMBER	-	-	-	-	-	-	-	-	-	-	-	-	-	-	-	-	-

HOME VS. ROAD

HOME	.291	14	491	103	143	240	32	4	19	97	46	139	20	3	.354	.489	.843
ROAD	.222	15	496	60	110	179	21	3	14	55	62	150	24	7	.312	.361	.673

SITUATIONAL SPLITS

	AVG	G	AB	H	TB	2B	3B	HR	RBI	BB	SO	OBP	SLG	OPS
VS RIGHT	.264	29	796	210	348	42	6	28	131	94	228	.345	.437	.782
VS LEFT	.225	17	191	43	71	11	1	5	21	14	61	.279	.372	.651
W/ RISP	.289	29	291	84	136	20	4	8	117	33	86	.357	.467	.824
TEAM IS AHEAD	.260	18	323	84	128	20	3	6	49	32	94	.329	.396	.725
TEAM IS BEHIND	.262	22	481	126	214	19	3	21	82	56	132	.343	.445	.788

HOME RUNS

MULTI-RBI GAMES

MULTI-HIT GAMES

PLAYER	SOLO	2R	3R	GS	TOTAL	2	3	4	5+	TOTAL	2	3	4	5+	TOTAL
Bliss	3	1	1		5	5	1			6	12	5			17
Castillo			1		1	1	1			2	2				2
Centeno	1				1	1				1	8	1			9
Dalesandro											3				3
De Los Santos	1	2			3	2	1			3	6	1			7
Del Castillo	1	1			2	2				2	3				3
Duzenack						1				1	1				1
English	4	1	1		6	3	1	1		5	5				5
Enriquez						1				1	3				3
Guzman		1			1	1	1			2	1	1			2
Lawlar	2	2	1		5	1	1	1		3	3				3
Roberts		1			1	2	1			3	3	1			4
Tawa	2		1		3	3	1			4	4	1			5
Vukovich	4	1			5		5			5	5	2			7
Watkins						1				1					
TOTALS:	18	10	5	0	33	24	13	2	0	39	59	12	0	0	71

HOME RUN VARIANTS

WALK-OFF HR (0):

BACK-TO-BACK HR (1): English/Vukovich (4/16 vs. CC, 7th inn.)

MULTI-HR GAMES (0):

EXTRA-INNING HR (0):

GRAND SLAMS (0):

INSIDE-THE-PARK HR (0):

PINCH-HIT HR (0):

HR IN CONSECUTIVE GAMES (4): Lawlar (4/15 vs. CC - 4/18 @ NWA); English (4/23 @ NWA - 4/25 vs. FRI); Bliss (5/5--5/6 @ CC); Vukovich (5/5-5/6 @CC)

LEAD OFF HR (2): Bliss (4/27 vs. FRI; 5/10 vs. MID)

BATTING (CONT.)



STARTS BY BATTING ORDER (TEAM RECORD)

PLAYER	1	2	3	4	5	6	7	8	9
Bliss	12-13								
Castillo							0-1	6-10	2-2
Centeno		0-2		0-1		1-0	4-2	4-2	1-1
Dalesandro							1-0	1-1	4-7
De Los Santos				7-6	4-8				
Del Castillo				4-3	2-2	1-4	3-3		
Duzenack									3-0
English			7-5	1-0	1-1		1-0	1-1	
Enriquez	1-1	0-1	3-4	0-1		1-0	0-4	2-1	1-1
Guzman							2-3		2-2
Lawlar		14-11							
Roberts			4-5						
Tawa	1-1	0-1			4-4	3-5	3-2		
Vicuña									0-2
Vukovich			0-1	2-4	3-0	8-6			
Watkins									1-0

STARTS BY POSITION (TEAM RECORD)

C	1B	2B	3B	SS	LF	CF	RF	DH
		12-9		0-4				
	2-2				2-3	1-3	2-1	1-4
7-2								3-6
0-1					1-0	4-7	1-0	
	3-3		8-11					
6-11								4-1
					1-0	2-0		
	8-3				1-2			2-2
						1-0	7-12	0-1
					3-4		1-1	
				14-11				
1-1	1-3						1-1	1-0
		2-6	1-1		1-0	6-5		1-1
					0-2			
	0-4		5-3		5-4		2-0	1-0
								1-0

5+ GAME HITTING STREAKS (CURRENT IN BOLD)

PLAYER	LENGTH/DATES	STREAK STATS
English	12 G, 4/19-5/2	.370 AVG (17-for-46), 6 2B, 4 HR, 16 RBI, 7 BB, 8 R
Bliss	10 G, 4/6-4/19	.438 AVG (21-for-48), 3 2B, 2 3B, HR, 8 RBI, 8 R
Vukovich	8 G, 4/29-5/7	.371 AVG (13-for-35), 3 2B, 3 HR, 8 RBI, BB, 7 R
Bliss	8 G, 4/21-5/2	.412 AVG (14-for-34), 5 2B, HR, 6 RBI, 2 BB, 10 R, 2 SB
Lawlar	6 G, 4/12-4/19	.318 AVG (7-for-22), 2 2B, 2 HR, 5 RBI, 3 BB, 4 R
Bliss	5 G, 5/4-5/10	.455 (10-for-22), 3 2B, 3 HR, 7 RBI, 2 BB, 5 R, SB
English	5 G, 4/8-4/16	.294 AVG (5-for-17), 2B, 2 HR, 4 BB, 4 RBI, 5 R
Enriquez	5 G, 4/7-4/16	.313 AVG (5-for-16), 2 2B, 4 BB, IBB, RBI, 3 R
Guzman	5 G, 4/23-5/3	.444 AVG (8-for-18), HR, 5 RBI, 2 BB, 4 R, SB
Roberts	5 G, 4/7-4/14	.435 AVG (10-for-23), 2 2B, 2 3B, HR, 8 RBI, BB, 6 R

MULTI-RUN INNINGS

RUNS	NO. OF TIMES	LAST
2	26	5/9 vs. MID, 9th inning
3	9	4/28 vs. FRI, 7th inning
4	4	5/10 vs. MID, 2ND inning
5	-	
6	2	5/6 @ CC, 5th inning
7	2	5/5 @ CC, 3rd inning
8+	-	

SCORE BY INNING

	1	2	3	4	5	6	7	8	9	10	11+	TOTAL
OPP	24	14	28	20	37	30	16	13	7	-	-	189
AMA	12	14	14	23	18	14	31	22	13	2	-	163

FIELDING

CATCHER'S BOX (W/L BASED ON STARTS)

PLAYER	CS	SB	ATT	CS %	PB	W-L
Centeno	2	9	11	.181	3	7-2
Dalesandro	0	4	4	.000	0	0-1
Del Castillo	7	21	27	.259	2	6-11
Roberts	2	0	2	1.000	0	1-1
TOTAL	11	34	44	.250	5	14-15

TEAM FIELDING

%	G	PO	A	E	DP	PB
.972	29	765	221	28	13	5

ERRORS BY POSITION

POSITION	SOD POODLES	OPPONENT
C	4	1
1B	3	2
2B	3	1
3B	5	4
SS	3	1
LF	1	1
CF	2	-
RF	-	1
P	7	2
TOTAL	28	13

NOTABLE GAMES



AMARILLO HAVE 5 OR FEWER HITS		
DATE	HITS	OPPONENT
4/15	4	CC
4/20	4	@NWA
4/22	3	@NWA
4/27	5	FRI
5/2	5	@CC
5/4	2	@CC

OPPONENTS HAVE 5 OR FEWER HITS		
DATE	HITS	OPPONENT
4/7	3	@FRI
4/19	2	@NWA
4/20	4	@NWA
4/27	5	FRI
5/2	3	@CC
5/3	5	@CC
5/4	5	@CC

AMARILLO HAVE 10 OR MORE RUNS		
DATE	RUNS	OPPONENT
4/12	13	CC
4/14	10	CC
4/26	12	FRI
4/29	11	FRI
5/5	12	@CC

OPPONENTS HAVE 10 OR MORE RUNS		
DATE	RUNS	OPPONENT
4/6	12	@ FRI
4/12	10	CC
4/14	13	CC
4/16	11	CC
4/18	16	@ NWA
4/26	11	FRI
4/28	12	FRI
4/30	12	FRI
5/6	12	@ CC
5/9	11	MID

EXTRA INNING GAMES (2) 2-0

DATE	OPP	RESULT	SCORE	W	L	S	TIME
4/20	@ NWA	W	3-2	Otanez, M (1-0)	Biasi, D (1-1)	Rice, J (1)	3:08
4/26	FRI	W	12-11	Workman, B (1-0)	Church, M (0-1)	-	3:24

PINCH HITTER TOTALS

PLAYER	DATE	SITUATION	RESULT
Vicufia	5/6	Def. Sub, Bot. 3	1-for-4
Watkins	5/9	Bot. 8, 2 outs	Triple

DOUBLEHEADERS (0)























DATE	OPP	RESULT	SCORE	W	L	S	TIME
--							

WALK-OFF WINS

DATE	SCORE	GAME-WINNING PLAY
4/26	12-11 (10th)	Lawlar RBI-double

SHUTOUTS (4) 2-2

DATE	OPP	RESULT	SCORE	W	L	S	TIME
4/19	@NWA	W	5-0	Jarvis, B (2-1)	Veneziano, A (1-1)	-	2:29
4/21	@NWA	L	5-0	Hoffmann, A (2-1)	Hill, J (0-1)	-	2:26
4/22	@NWA	L	5-0	Marsh, A (1-0)	Patrick, C (0-3)	-	2:14
5/3	@CC	W	3-0	Pope, A (1-0)	Kouba, R (1-1)	Backhus, K (4)	2:15

#14 KYLE BACKHUS - LHP				2023 HIGHS: IP - 2.0, K - 4, BB - 1, H - 2, R - 1, ER - 1				RECENT APPEARANCES			
HEIGHT: 6'4"				WEIGHT: 185		B/T: L/L		AGE: 25 (1/31/1998 in New Waverly, TX)			
9 G		0-0		4/4 SV/SVO		16/2 K/BB		1.38 ERA			
OVERALL: 9 G, 0-0, 13.0 IP, 2 R, 2 ER, 7 H, HR, 2 BB, 16 K				MAY: 2 G, 0-0, 4.0 IP, R, ER, 3 H, 4 K							
PREV. SERIES: 2 G, 0-0, 4.0 IP, R, ER, 3 H, 4 K				SERIES VS. MID:							
 Named the D-backs MiLB.com Organization All-Star last season.											
 Allowed no earned runs in 30 of his 40 appearances in 2022 and logged his season high 2.0 IP 11 separate times.											
 Struck out three (3) or more batters in a contest 12 times (40 G) and two (2) or more 27 times in 2022.											
 From 5/14-8/26/2022 (34.2 IP), he held his opponent to 0 earned runs in 22 out of 26 straight appearances, allowing just seven (7) earned runs total (1.84 ERA) with his 61 punchies across 39.0 innings in Hillsboro in 2022 being good for a 14.1 K/9.											
2023 SPLITS				VS. RHB: .214/.214/.321, 6 H, HR, 2 RBI, 10 K				VS. LHB: .059/.158/.118, H, 2B, 2 BB, 6 K			
				AWAY: 5 G, 0-0, 8.0 IP, R, ER, 5 H, 7 K				W/ RISP: .167/.167/.167, H, RBI, K			
				HOME: 4 G, 0-0, 5.0 IP, R, ER, 2 H, HR, 2 BB, 5 K				LAST WIN: 9/10/22 vs. ARK			
								LAST LOSS: 9/3/22 vs. FRI			
								LAST SAVE: 5/3/23 @ CC			
#20 JEFF BAIN - RHP				2023 HIGHS: IP - 3.1, K - 3, BB - 2, H - 5, R - 6, ER - 4				RECENT APPEARANCES			
HEIGHT: 6'4"				WEIGHT: 200		B/T: R/R		AGE: 27 (3/3/1996 in Montebello, CA)			
8 G		0-1		- SV/SVO		13/7 K/BB		7.79 ERA			
OVERALL: 8 G, 0-1, 17.1 IP, 22 R, 15 ER, 21 H, 6 HR, 7 BB, 2 HBP, 13 K				MAY: 2 G, 0-0, 4.0 IP, 3 R, 3 ER, 2 H, 3 BB, 5 K							
PREV. SERIES: 2 G, 0-0, 4.0 IP, 3 R, 3 ER, 2 H, 3 BB, 5 K				SERIES VS. MID:							
 Named the Midwest League Mid-Season All-Star in 2018 and the California League Mid-Season All-Star in 2019.											
 Made his professional debut, finishing the season 3-1 with a 4.09 ERA in 14 relief appearances in 2017.											
 Set a career-high with 13 strikeouts on 6/8 vs. Modesto and had eight (8) quality starts in 2019.											
 Finished 3rd in the ARI farm system in wins (9) and T-3rd in games pitched (45) across 55 total games with Amarillo and Reno.											
2023 SPLITS				VS. RHB: .238/.298/.381, 10 H, 2B, 3B, HR, 4 RBI, 3 BB, 9 K				VS. LHB: .423/.500/1.077, 11 H, 5 HR, 2 2B, 19 RBI, 4 BB, 4 K			
				AWAY: 5 G, 0-0, 11.1 IP, 14 R, 7 ER, 14 H, 3 HR, 4 BB, 2 HBP, 8 K				W/ RISP: .368/.417/1.053, 7 H, 4 HR, 2B, 19 RBI, 2 BB, 4 K			
				HOME: 3 G, 0-1, 6.0 IP, 8 R, 8 ER, 7 H, 3 HR, 3 BB, 5 K				LAST WIN: 9/4/22 vs. LV (AAA)			
								LAST LOSS: 4/27/23 vs. FRI			
								LAST SAVE: 6/25/22 @ CC			
#29 HUGH FISHER - LHP				2023 HIGHS: IP - 1.2, K - 2, BB - 4, H - 2, R - 3, ER - 3				RECENT APPEARANCES			
HEIGHT: 6'6"				WEIGHT: 210		B/T: R/L		AGE: 24 (2/11/1999 in Cordova, TN)			
6 G		0-1		0/1 SV/SVO		6/10 K/BB		10.80 ERA			
OVERALL: 6 G, 0-1, 6.2 IP, 6 H, 8 R, 8 ER, HR, 10 BB, HBP, 6 K				MAY: 3 G, 0-1, 2.2 IP, 5 R, 5 ER, 3 H, 7 BB, HBP, 3 K							
PREV. SERIES: 2 G, 0-1, 1.2 IP, 5 R, 5 ER, 3 H, 6 BB, HBP, 3 K				SERIES VS. MID: 1 G, 0-0, 1.0 IP, BB							
 Selected by the Arizona Diamondbacks in the 10th round of the 2021 MLB draft out of Vanderbilt University (Nashville, TN).											
 Went 12 straight relief appearances in his debut season (2021) allowing just four earned runs and three walks (13.1 IP) good for a 2.75 ERA across the stretch with his 15 K in this time frame earning him a 10.3 K/9.											
 From 4/26-6/30/2022 (19 G), he allowed eight (8) ER in 20.0 innings of labor, good for a 3.60 ERA over the stretch.											
2023 SPLITS				VS. RHB: .235/.381/.529, 4 H, 2 BB, HR, 8 RBI, 3 BB, 4 K				VS. LHB: .222/.563/.222, 2 H, 3 RBI, 7 BB, 2 K			
				AWAY: 3 G, 0-1, 2.2 IP, 5 R, 5 ER, 3 H, 7 BB, 4 K				W/ RISP: .308/.526/.462, 4 H, 2 BB, 9 RBI, 5 BB, 3 K			
				HOME: 3 G, 0-0, 4.0 IP, 3 R, 3 ER, 3 H, HR, 3 BB, 2 K				LAST WIN: 4/11/23 vs. EVE (A+)			
								LAST LOSS: 5/2/23 @ CC			
								LAST SAVE: 8/28/21 vs. RC (A-)			
#24 JACKSON GODDARD - RHP				2023 HIGHS: IP - 2.1, K - 3, BB - 3, H - 4, R - 4, ER - 4				RECENT APPEARANCES			
HEIGHT: 6'3"				WEIGHT: 220		B/T: R/R		AGE: 26 (12/12/1996 in Tulsa, OK)			
7 G		1-0		- SV/SVO		10/6 K/BB		11.42 ERA			
OVERALL: 7 G, 1-0, 8.2 IP, 11 R, 11 ER, 9 H, 2 HR, 6 BB, 10 K				MAY: 2 G, 1-0, 4.0 IP, 4 R, 4 ER, 4 H, 2 HR, BB, 4 K							
PREV. SERIES: 1 G, 1-0, 2.1 IP, H, 3 K				SERIES VS. MID: 1 G, 0-0, 1.2 IP, 4 R, 4 ER, 3 H, 2 HR, BB, K							
 Selected by the Arizona Diamondbacks in the 3rd round (99th overall) of the 2018 MLB draft out of the University of Kansas (Lawrence, Kansas).											
 From 7/20-8/31/2021 (9 G, 8 GS), he allowed just seven (7) earned runs across 24.0 IP (2.63 ERA) while punching out 25 batters (9.4 K/9).											
 2022 was the first season that he did not start at least 75% of his total appearances, being transitioned to a dedicated bullpen arm.											
 He did not allow an earned run in his first seven (7) appearances (4/22-7/5) in 2022 (7.2 IP).											
2023 SPLITS				VS. RHB: .261/.346/.391, 6 H, 3 2B, 6 RBI, 3 BB, 6 K				VS. LHB: .400/.500/.867, 6 H, 2B, 2 HR, 5 RBI, 3 BB, 4 K			
				AWAY: 4 G, 1-0, 4.1 IP, 6 R, 6 ER, 8 H, 3 BB, 5 K				W/ RISP: .417/.500/.583, 5 H, 2 2B, 7 RBI, 2 BB, 4 K			
				HOME: 3 G, 0-0, 4.1 IP, 5 R, 5 ER, 4 H, 2 HR, 3 BB, 5 K				LAST WIN: 5/5/23 @ CC			
								LAST LOSS: 8/11/19 @ BUR (A)			
								LAST SAVE: 8/31/19 vs. BUR (A)			
#1 JOSH GREEN - RHP				2023 HIGHS: IP - 3.0, K - 4, BB - 2, H - 3, R - 2, ER - 2				RECENT APPEARANCES			
HEIGHT: 6'3"				WEIGHT: 211		B/T: R/R		AGE: 27 (8/31/1995 in Baton Rouge, LA)			
9 G		0-0		- SV/SVO		13/5 K/BB		4.11 ERA			
OVERALL: 9 G, 0-0, 15.1 IP, 7 R, 7 ER, 11 H, 2 HR, 5 BB, 2 HBP, 13 K				MAY: 2 G, 0-0, 4.0 IP, R, ER, 3 H, BB, 2 K							
PREV. SERIES: 2 G, 0-0, 4.0 IP, R, ER, 3 H, BB, 2 K				SERIES VS. MID:							
 Former NWL Mid-Season All-Star (2018), NWL Post-Season All-Star (2018), CAL Pitcher of the Week (6/30/2019) and Baseball America High Class A All-Star (2019).											
 Began his professional career in Hillsboro and made his professional and A(Short) debut on 6/16/18 and tossed 1.0 innings and allowed one (1) ER on three (3) hits and a walk.											
 From 5/18-7/31/22 (18 G, 1 GS), he allowed zero (0) earned runs 12 times, posting a 3.60 ERA (14 ER, 35.0 IP) across the stretch.											
2023 SPLITS				VS. RHB: .194/.286/.419, 6 H, 2 3B, HR, 6 RBI, 4 BB, 5 K				VS. LHB: .200/.286/.400, 5 H, 2 2B, HR, RBI, 2 HBP, BB, 8 K			
				AWAY: 3 G, 0-0, 7.0 IP, R, ER, 4 H, 2 BB, HBP, 5 K				W/ RISP: .182/.182/.364, 2 H, 3B, 4 RBI, 3 K			
				HOME: 6 G, 0-0, 8.1 IP, 6 R, 6 ER, 7 H, 2 HR, 3 BB, HBP, 8 K				LAST WIN: 6/9/22 vs. FRI			
								LAST LOSS: 8/3/22 @ FRI			
								LAST SAVE: 8/24/18 vs. EVE (A+)			
#40 CHRISTIAN MONTES DE OCA - RHP				2023 HIGHS: IP-2.1, K-3, BB-2, H-3, R-3, ER-3				RECENT APPEARANCES			
HEIGHT: 6'4"				WEIGHT: 230		B/T: R/R		AGE: 23 (8/30/1999 in Santo Domingo, Dominican Republic)			
10 G		0-0		1/1 SV/SVO		15/7 K/BB		3.95 ERA			
OVERALL: 10 G, 0-0, 13.2 IP, 6 R, 6 ER, 6 H, HR, 7 BB, 15 K				MAY: 3 G, 0-0, 3.0 IP, R, ER, H, BB, 2 K							
PREV. SERIES: 2 G, 0-0, 2.0 IP, K				SERIES VS. MID: 1 G, 0-0, 1.0 IP, R, ER, H, K							
 Appeared in nine games with Gigantes del Cibao in the Dominican Winter League in 2022-2023, going 1-0 with a 5.63 ERA.											
 Allowed runs in just two of his 10 games with Low-A Visalia to begin his professional career in 2022.											
 Made his professional debut on 4/21/2022 vs. San Jose tossing two scoreless innings where he struck out five batters.											
 Was a perfect 13-for-13 in save opportunities, tied for the most in the Diamondbacks farm system with Blake Rogers.											
2023 SPLITS				VS. RHB: .121/.147/.212, 4 H, HR, 3 RBI, BB, 13 K				VS. LHB: .143/.400/.214, 2 H, 2B, 3 RBI, 6 BB, 2 K			
				AWAY: 5 G, 0-0, 7.1 IP, R, ER, H, HR, 2 BB, 8 K				W/ RISP: .214/.313/.286, 3 H, 2B, 4 RBI, 2 BB, 9 K			
				HOME: 5 G, 0-0, 6.1 IP, 5 R, 5 ER, 5 H, 5 BB, 7 K				LAST WIN: N/A			
								LAST LOSS: 7/14/22 @ VAN (A+)			
								LAST SAVE: 4/13/23 vs. CC			



IL MICHEL OTANEZ - RHP

2023 HIGHS: IP - 1.2, K - 3, BB - 2, H - 3, R - 1, ER - 1

HEIGHT: 6'4"

WEIGHT: 218

B/T: R/R

AGE: 25 (7/3/1997 in Villa La Mata, Dominican Republic)

4 C

1-0

- SV/SVO

8/2 K/BB

3.60 ERA

OVERALL: 4 G, 1-0, 5.0 IP, 2 R, 2 ER, 6 H, 2 HR, 2 BB, HBP, 8 K

APRIL: 4 G, 1-0, 5.0 IP, 2 R, 2 ER, 6 H, 2 HR, 2 BB, HBP, 8 K

PREV. SERIES:

SERIES VS. MID:

🍷

Entering his 6th professional season, having been in professional ball since his 2016 debut season in the Mets system.

🍷

During his debut season, he posted a 1-1 record with a 4.64 ERA across five starts in the Dominican Summer League.

🍷

This year marks the first year being apart of the D-backs organization, being signed as a minor league free agent on November 14, 2022.

2023 SPLITS

VS. RHB: .250/.333/.500, 4 H, 2B, HR, RBI, BB, HBP 7 K

VS. LHB: .400/.500/1.200, 2 H, 2B, HR, RBI, BB, K

HOME: 2 G, 0-0, 2.2 IP, R, ER, 4 H, HR, 2 BB, HBP, K

AWAY: 2 G, 1-0, 2.1 IP, R, ER, 2 H, HR, 4 K

W/ RISP: .000/.091/.000, 6 K

#18 AUSTIN POPE - RHP

2023 HIGHS: IP - 2.1, K - 5, BB - 2, H - 4, R - 3, ER - 3

HEIGHT: 6'3"

WEIGHT: 210

B/T: R/R

AGE: 23 (10/26/1998 in White Plains, NY)

10 C

1-0

- SV/SVO

20/6 K/BB

3.52 ERA

OVERALL: 10 G, 1-0, 15.1 IP, 6 R, 6 ER, 16 H, HR, 6 BB, HBP, 20 K

MAY: 3 G, 1-0, 6.0 IP, R, ER, 6 H, 2 BB, 8 K

PREV. SERIES: 2 G, 1-0, 4.1 IP, R, ER, 2 H, 2 BB, 7 K

SERIES VS. MID: 1 G, 0-0, 1.2 IP, 4 H, K

🍷

Former NWL Pitcher of the week (9/5/2021), which he earned while with High-A Hillsboro.

🍷

He will be spending his second season in the yellow city, logging 18 relief appearances with the Soddis in 2022, and posting an 8.49 ERA (28 ER, 29.2 IP).

🍷

During his debut season (2019) across two different clubs, he earned a 2.45 ERA (9 ER, 33.0 IP) and allowed just two long balls across 134 total batters faces.

2023 SPLITS

VS. RHB: .300/.340/.450, 12 H, 2B, 3B, HR, 8 RBI, 3 BB, 12 K

VS. LHB: .211/.318/.368, 4 H, 2B, 3B, 3 BB, 8 K

HOME: 6 G, 0-0, 8.0 IP, 5 R, 5 ER, 13 H, HR, HBP, 2 BB, 9 K

AWAY: 4 G, 0-0, 7.1 IP, R, ER, 3 H, 4 BB, 11 K

W/ RISP: .105/.231/.105, 2 H, 7 RBI, 3 BB, 9 K

#31 JAKE RICE - LHP

2023 HIGHS: IP - 1.1, K - 3, BB - 3, H - 2, R - 5, ER - 5

HEIGHT: 6'1"

WEIGHT: 220

B/T: L/L

AGE: 25 (7/19/1997 in Birmingham, AL)

10 C

2-0

1/1 SV/SVO

12/9 K/BB

13.50 ERA

OVERALL: 10 G, 2-0, 9.1 IP, 14 R, 14 ER, 8 H, 2 HR, 9 BB, 2 HBP, 12 K

MAY: 2 G, 0-0, 2.2 IP, 6 R, 6 ER, 4 H, 2 HR, 2 BB, HBP, 3 K

PREV. SERIES: 1 G, 0-0, 1.1 IP, 4 R, 4 ER, 2 H, HR, BB, HBP, 3 K

SERIES VS. MID: 1 G, 0-0, 1.1 IP, 2 R, 2 ER, 2 H, HR, BB

🍷

Made his professional and Low-A debut on 8/18/2021 and tossed 3.2 innings of relief, allowing just one (1) hit and punching out six (6).

🍷

In his Double-A and Soddie debut (5/26/2022 @ARI), he tossed 2.0 IP of relief and held the Travelers scoreless while scattering just two (2) hits and one (1) walk.

🍷

During his time in Hillsboro in 2022 (4/9-5/22), tied 1st in wins (3) and 2nd in game appearances (11) among qualified club mates.

🍷

From 8/12-9/16/2022 (AMA), he held his opponent scoreless in eight (8) out of 10 straight relief appearances (9.2 IP), allowing just four (4) earned runs and punching out 10 in the process (3.91 ERA).

2023 SPLITS

VS. RHB: .250/.419/.583, 6 H, 2 2B, 2 HR, 7 RBI, 6 BB, HBP, 9 K

VS. LHB: .167/.375/.250, 2 H, 2B, 2 RBI, 3 BB, HBP, 3 K

HOME: 6 G, 1-0, 5.1 IP, 8 R, 8 ER, 5 H, 6 BB, 7 K

AWAY: 4 G, 1-0, 4.0 IP, 6 R, 6 ER, 3 H, 3 BB, 2 HBP, 5 K

W/ RISP: .400/.538/.800, 4 H, HR, 2B, 7 RBI, 3 BB, 2 K

#27 ANDREW SAALFRANK - LHP

2023 HIGHS: IP - 2.0, K - 5, BB - 4, H - 5, R - 3, ER - 3

HEIGHT: 6'3"

WEIGHT: 205

B/T: L/L

AGE: 27 (8/18/1997 in Fort Wayne, IN)

10 C

2-0

- SV/SVO

26/11 K/BB

3.86 ERA

OVERALL: 10 G, 2-0, 16.1 IP, 8 R, 7 ER, 16 H, 11 BB, 26 K

MAY: 3 G, 1-0, 3.2 IP, 2 R, 2 ER, 2 H, 3 BB, 5 K

PREV. SERIES: 2 G, 0-0, 2.0 IP, 2 R, 2 ER, H, 3 BB, 2 K

SERIES VS. MID: 1 G, 1-0, 1.2 IP, H, 3 K

🍷

Made his professional debut with the ACL D-backs on 6/30/2019 where he tossed 1.0 innings and allowed just one (1) walk while punching out one (1).

🍷

Made his Short-Season A debut on 7/5/2019 with the Hillsboro Hops where he held his opponent scoreless across 1.0 IP with one (1) strikeout.

🍷

His 2.95 ERA with Hillsboro (2022) is his lowest ERA with a single team in a season in his career with at least five (5) games played.

🍷

He went eight (8) straight appearances (8/9-9/6/2022, 9.2 IP) and allowed just two (2) earned runs, five (5) hits and three (3) walks.

2023 SPLITS

VS. RHB: .178/.283/.222, 8 H, 2 2B, 5 RBI, 7 BB, 19 K

VS. LHB: .444/.545/.556, 8 H, 2 2B, 4 RBI, 4 BB, 7 K

HOME: 5 G, 1-0, 8.1 IP, 12 H, 6 R, 5 ER, 6 BB, 13 K

AWAY: 5 G, 1-0, 8.0 IP, 4 H, 2 R, 2 ER, 5 BB, 13 K

W/ RISP: .222/.267/.296, 6 H, 2 2B, 8 RBI, 2 BB, 13 K

#25 MITCHELL STUMPO - RHP

2023 HIGHS: IP - 1.0, K - 3, BB - 3, H - 1, R - 1, ER - 1

HEIGHT: 6'2"

WEIGHT: 205

B/T: R/R

AGE: 26 (6/17/1996 in Raleigh, NC)

3 C

0-0

- SV/SVO

5/5K/BB

6.75 ERA

OVERALL: 3 G, 0-0, 2.2 IP, 2 R, 2 ER, 2 H, 5 BB, 5 K

MAY: 3 G, 0-0, 2.2 IP, 2 R, 2 ER, 2 H, 5 BB, 5 K

PREV. SERIES: 2 G, 0-0, 1.2 IP, R, ER, H, 4 BB, 4 K

SERIES VS. MID: 1 G, 0-0, 1.0 IP, H, R, ER, BB, K

🍷

Signed by the Arizona Diamondbacks as a minor league free agent on 7/2/2019 out of Guilford College (Guilford, NC).

🍷

In his debut season from 8/8-8/30, appeared in seven straight games (9.0 IP) without allowing a run, conceding just two hits, a plunk and three walks while fanning 12 for a 12.0 K/9 and a 4.0 strikeout to walk ratio.

🍷

Last season with Triple-A Reno, he finished the season with a 1.34 WHIP and a 10.6 K/9 (51 K, 43.1 IP)

2023 SPLITS

VS. RHB: .333/.444/.333, 2 H, RBI, 2 BB, 3 K

VS. LHB: .000/.500/.000, RBI, 3 BB, 2 K

HOME: 1 G, 0-0, 1.0 IP, H, R, ER, BB, K

AWAY: 2 G, 0-0, 1.2 IP, R, ER, H, 4 BB, 4 K

W/ RISP: .000/.429/.000, 2 RBI, 3 BB, 3 K

#21 BLAKE WORKMAN - RHP

2023 HIGHS: IP - 3.1, K - 5, BB - 2, H - 4, R - 3, ER - 3

HEIGHT: 6'3"

WEIGHT: 195

B/T: R/R

AGE: 25 (10/8/1997 in Las Vegas, NV)

9 C

1-0

- SV/SVO

22/7 K/BB

5.51 ERA

OVERALL: 9 G, 1-0, 16.1 IP, 10 R, 10 ER, 15 H, 4 HR, 7 BB, IBB, 22 K

MAY: 2 G, 0-0, 4.0 IP, 2 R, 2 ER, 4 H, 2 HR, BB, 6 K

PREV. SERIES: 2 G, 0-0, 4.0 IP, 2 R, 2 ER, 4 H, 2 HR, BB, 6 K

SERIES VS. MID:

STARTERS:	W/L	Quality	IP	H	R	ER	HR	BB	SO	ERA
	4-13	0	104.1	115	88	80	9	82	114	6.90
RELIEVERS:	W/L	SV/OPP	IP	H	R	ER	HR	BB	SO	ERA
	10-2	7/9	150.2	133	101	93	23	84	184	5.56

PITCHER STARTS: Jarvis (3), Albright (6), Jamison Hill (6), Patrick (5), Olivero (5), Tineo (3)

QUALITY CONTROL														
STARTING PITCHER	TOTAL STARTS	QUALITY STARTS	6-6.2 IP (0 ER)	6-6.2 IP (1 ER)	6-6.2 IP (2 ER)	6-6.2 IP (3 ER)	7-7.2 IP (0 ER)	7-7.2 IP (1 ER)	7-7.2 IP (2 ER)	7-7.2 IP (3 ER)	8-9 IP (0 ER)	8-9 IP (1 ER)	8-9 IP (2 ER)	8-9 IP (3 ER)
JARVIS	3	0	0	0	0	0	0	0	0	0	0	0	0	0
ALBRIGHT	6	0	0	0	0	0	0	0	0	0	0	0	0	0
HILL	6	0	0	0	0	0	0	0	0	0	0	0	0	0
PATRICK	6	0	0	0	0	0	0	0	0	0	0	0	0	0
OLIVERO	5	0	0	0	0	0	0	0	0	0	0	0	0	0
TINEO	3	0	0	0	0	0	0	0	0	0	0	0	0	0
-	-	-	-	-	-	-	-	-	-	-	-	-	-	-
-	-	-	-	-	-	-	-	-	-	-	-	-	-	-
-	-	-	-	-	-	-	-	-	-	-	-	-	-	-
-	-	-	-	-	-	-	-	-	-	-	-	-	-	-
-	-	-	-	-	-	-	-	-	-	-	-	-	-	-
-	-	-	-	-	-	-	-	-	-	-	-	-	-	-
-	-	-	-	-	-	-	-	-	-	-	-	-	-	-
-	-	-	-	-	-	-	-	-	-	-	-	-	-	-

TEAM PITCHING																		
OVERALL																		
	W	L	ERA	G	GS	SHO	SV	SVO	IP	H	R	ER	HR	BB	HB	SO	WHIP	AVG
	14	15	6.11	29	29	2	7	9	255.0	248	189	173	32	166	12	298	1.62	.253

MONTHLY																		
APRIL	11	10	6.02	21	21	1	6	7	187.0	189	141	125	23	114	10	221	1.62	.260
MAY	3	5	6.35	8	8	1	1	2	68.0	59	48	48	9	52	2	77	1.63	.230
JUNE	-	-	-	-	-	-	-	-	-	-	-	-	-	-	-	-	-	-
JULY	-	-	-	-	-	-	-	-	-	-	-	-	-	-	-	-	-	-
AUGUST	-	-	-	-	-	-	-	-	-	-	-	-	-	-	-	-	-	-
SEPTEMBER	-	-	-	-	-	-	-	-	-	-	-	-	-	-	-	-	-	-

HOME VS. ROAD TEAM PITCHING																	
	W	L	ERA	G	CG	SHO	SV	SVO	IP	H	R	ER	BB	HB	SO	WHIP	AVG
HOME	7	7	7.16	14	0	0	3	3	127.0	141	109	101	82	5	146	1.76	.276
ROAD	7	8	5.06	15	0	2	4	6	128.0	107	80	72	84	7	152	1.49	.227

PITCHING STREAKS

CONSECUTIVE SCORELESS INNINGS										CONSECUTIVE SCORELESS APPEARANCES									
PLAYER	LENGTH (IP) - DATES			STREAK STATS						PLAYER	LENGTH - DATES			STREAK STATS					
Backhus	9.1 - 4/12-5/6			8 G, 4 H, 2 BB, 12 K						Backhus	6 G - 4/15-5/3			2 H, 2 BB, 9 K					
Hill	7.1 - 4/8-4/15			2 GS, 6 H, 4 BB, HBP, 9 K						Rice	3 G - 4/20-4/27			BB, 3 K					
Goddard	6.0 - 4/26-5/9			4 G, H, 8 K						Fisher	2 G - 4/21-4/25			H, BB, 2 K					
Jarvis	5.1 - 4/13-4/19			2 GS, 4 BB, 9 K						Goddard	2 G - 4/28-5/5			H, 6 K					
Albright	5.0 - 5/2			1 GS, H, 2 BB, 7 K						Green	2 G - 4/12-4/14			3 K, HBP					
Green	4.2 - 4/30-5/5			3 G, 3 H, BB, 3 K						Mantiply	2 G - 4/12-4/15			2 H, 3 K					
Olivero	4.2 - 4/23			1 GS, 6 H, 3 BB						Montes De Oca	2 G - 4/13-4/19			2 BB, 5 K					
Workman	4.1 - 4/22-4/30			3 G, 3 H, BB, 4 K						Montes De Oca	2 G - 5/4-5/7			K					
Bain	4.0 - 4/22-4/27			2G, 2 H, HBP, K						Otanez	2 G - 4/8-4/13			4 H, HBP, 4 K					
Hill	4.0 - 4/21			1 GS, 2 H, 2B, 2 BB, HBP, 7 K						Pope	2 G - 4/6-4/13			H, BB, HBP, 3 K					
Otanez	4.0 - 4/8-4/20			4 G, 4 H, HBP, 5 K						Saalfrank	2 G - 4/7-4/11			3 H, R, 2 BB, 5 K, HLD					
Patrick	4.0 - 4/11			1 GS, 6 K, 2 H, BB						Saalfrank	2 G - 4/20-4/23			2 H, 8 K					
Saalfrank	4.0 - 4/7-4/16			3 G, 7 H, R, 2 BB, 6 K, HLD						Workman	2 G - 4/6-4/12			2 H, 6 K					
Albright	3.2 - 4/7			1 GS, 2 BB, 5 K															

EJECTIONS

PLAYER/COACH	DATE/LOCATION	UMPIRE	REASON
Shawn Roof	4/30, HODGETOWN vs. FRI	HP Jarrod Moehlmann	Arguing call

AWARDS

PLAYER/COACH	AWARD	DATES	STATS
Bryce Jarvis	TEX Pitcher of the Week	4/17-4/23/2023	W, 5.0 IP, 0 H, 4 BB, 8 K
Ryan Bliss	Texas League Player of the Month	April	.410 AVG (34-for-83), 2 HR, 14 RBI, 17 R, 18 G

2023 MILESTONES ON THE HORIZON

NAME	MILESTONE	TO MEET
Jeff Bain	500 Career Strikeouts	34
Jonathan Guzman	500 Career Hits, 2000 Career At-Bats	63, 33
Deyni Olivero	300 Career Strikeouts	8
Michel Otanez	250 Career Strikeouts	2
Josh Green	250 Career Strikeouts	5
Austin Pope	250 Career Strikeouts, 200 Career IP	36, 18.0
Jordan Lawlar	150 Career Hits	12
Kyle Backhus	150 Career Strikeouts	32
Hugh Fisher	100 Career Strikeouts	17

2023 MILESTONES REACHED

NAME	MILESTONE	DATE
Bryce Jarvis	200 Career Strikeouts	4/6 @ FRI
Luke Albright	150 Career IP	4/7 @ FRI
Ryan Bliss	150 Career Hits	4/14 vs. CC
A.J. Vukovich	150 Career RBI	4/16 vs. CC
Tim Tawa	150 Career Hits	4/16 vs. CC
A.J. Vukovich	150 Career RBI	4/16 vs. CC
Andrew Saalfrank	100 Career Strikeouts	4/20 @ NWA
Jamison Hill	150 Career Strikeouts	4/21 @ NWA
Austin Pope	200 Career Strikeouts	4/21 @ NWA
Devison De Los Santos	150 Career RBI	4/26 vs. FRI
Jackson Goddard	150 Career Strikeouts	4/28 vs. FRI
Deyni Olivero	400 Career IP	4/29 vs. FRI
Tristin English	250 Career Hits	4/29 vs. FRI
Adrian Del Castillo	100 Career Hits	4/30 vs. FRI
A.J. Vukovich	250 Career Hits	5/4 @ CC

SOD POODLES vs. LEAGUE IN 2023 (REGULAR SEASON)

NORTH DIVISION	OVERALL	HOME	AWAY	SOUTH DIVISION	OVERALL	HOME	AWAY
Arkansas	0-0	0-0	0-0	Corpus Christi	5-7	3-3	2-4
NW Arkansas	3-3	0-0	3-3	Frisco	5-4	3-3	2-1
Springfield	0-0	0-0	0-0	Midland	1-1	1-1	0-0
Tulsa	0-0	0-0	0-0	San Antonio	0-0	0-0	0-0
Wichita	0-0	0-0	0-0	---			

SOD POODLES vs. LEAGUE ALL-TIME (REGULAR SEASON)

NORTH DIVISION	OVERALL	HOME	AWAY	SOUTH DIVISION	OVERALL	HOME	AWAY
Arkansas	11-14	6-6	5-8	Corpus Christi	46-44	23-17	23-27
NW Arkansas	18-14	8-5	10-9	Frisco	42-44	25-25	17-19
Springfield	13-12	6-6	7-6	Midland	46-37	25-20	21-17
Tulsa	17-21	8-11	9-10	San Antonio	23-21	10-8	13-13
Wichita	10-8	3-3	7-5	---			

SOD POODLES OFFENSE

Most Runs, Game: 13 (4/12 vs. CC)
Most Runs, Inning: 7 (2x: Last: 5/5 @ CC, 3rd inning)
Most Hits, Game (Team): 18 (4/12 vs. CC)
Most Hits, Game (Indiv.): 3 (12x: Last: Bliss, 5/10 vs. MID)
Fewest Hits, Game: 2 (5/4 @ CC)
Most Hits, Inning: 8 (5/5 @ CC, 3rd inning)
Most HRs, Game (Team): 2 (11x: Last: 5/9 vs. MID)
Most HRs, Game (Indiv.): 1 (33x: Last: Bliss, 5/10 vs. MID)
Most HR, Inning (Team): 2 (English/Vukovich, 4/16 vs. CC, 7th inning)
Most SBs, Game (Team): 7 (4/12 vs. CC)
Most SBs, Game (Indiv.): 2 (4x: Last: Dalesandro, 5/5 @ CC)
Grand Slams:
Most Runners LOB, Team: 12 (4/12 vs. CC)
Most Runs Combined (Two Teams): 23 (3x: Last: 4/26 vs. FRI)
Most Hits Combined (Two Teams): 33 (4/12 vs. CC)
Most Home Runs During Series (Two Teams): 18 (4/11-4/16 vs. CC)
Most Runs To Overcome Deficit: 10 (4/26 vs. FRI)

SOD POODLES DEFENSE

Most Errors, Team: 4 (4/30 vs. FRI)
Most Errors, Individual: 1 (28x: Last: De Los Santos, 5/10 vs. MID)
Most Double Plays: 3 (4/12 vs. CC)

SOD POODLES PITCHING

Most Ks, Team (9 innings): 13 (6x: Last: 5/4 @ CC)
Most Ks, Team (extra innings): 14 (4/20 @ NWA, 10)
Most Walks, Team: 11 (5/6 @ CC)
Shutouts: 2 (Last: 5/3 @ CC)
Complete Games (9 IP): --
Complete Games (7 IP): --
Complete Game Shutout: --
Complete Game Shutout (9.0 IP): --
Longest Start: 5.0 IP (5x: Last: Albright, 5/2 @ CC)
Longest Relief Appearance: 3.1 IP (2x: Last: Workman, 4/26 vs. FRI)
Most Ks, Individual: 8 (2x: Last: Jarvis, 4/19 @ NWA)
Most Walks, Individual: 6 (Tineo, 4/30 vs. FRI)

OPPONENTS OFFENSE

Most Runs, Game: 16 (4/18 @ NWA)
Most Runs, Inning: 8 (4/28 vs. FRI, 1st inning)
Most Hits, Game (Team): 17 (4/16 vs. CC)
Most Hits, Game (Indiv.): 5 (Wagner, 4/16 vs. CC)
Fewest Hits, Game: 2 (4/19 @ NWA)
Most Hits, Inning: 6 (4/28 vs. FRI)
Most HRs, Game (Team): 5 (5/9 vs. MID)
Most HRs, Game (Indiv.): 3 (Rave, 4/18 @ NWA)
Most SBs, Game (Indiv.): 3 (Acuña, 4/30 vs. FRI)
Grand Slams Against: 3 (Last: Biggers, 4/27 vs. FRI)
Most Runners LOB, Team: 12 (2x: Last: 5/10 vs. MID)
Most Runs To Overcome Deficit: 2 (2x: Last: 5/7 @ CC)

OPPONENTS PITCHING

Most Ks Team (9 innings): 14 (4/8 @ FRI)
Most Ks, Team (extra innings): 14 (4/20 @ NWA)
Most Walks, Team: 10 (4/20 @ NWA)
Most Ks, Individual: 9 (Gordon, 5/4 @ CC)
Most Walks, Individual: 4 (Wallace, 4/20 @ NWA)

OPPONENTS DEFENSE

Most Errors, Team: 3 (4/12 vs. CC)
Most Errors, Individual: 3 (Whitcomb, 4/12 vs. CC)
Most Double Plays: 2 (4x: Last: 5/4 @ CC)

MISCELLANEOUS

Longest Home Game Time (9 innings): 3:16 (4/12 vs. CC)
Shortest Home Game Time (9 innings): 2:20 (5/10 vs. MID)
Longest Road Game Time (9 innings): 3:13 (5/5 @ CC)
Shortest Road Game Time (9 innings): 2:05 (5/2 @ CC)
Longest Game Time (7 innings):
Shortest Game Time (7 innings):
Longest Extra-Inning Game: 3:24 (4/26 vs. FRI)
Longest Game (Innings): 10 (2x: Last: 4/26 vs. FRI)
Longest Game Delay (Home): 0:10, 4/16 vs. FRI (rain)
Longest Game Delay (Road):
Highest Attendance (Home): 6,417 (4/14 vs. CC)
Highest Attendance (Road): 9,030 (4/8 @ FRI)
Lowest Attendance (Home): 3,231 (4/25 vs. FRI)
Lowest Attendance (Road): 2,399 (4/18 @ NWA)

LAST TIME IT HAPPENED - 2023

SOD POODLES (INDIVIDUAL)

Perfect Game:
No-Hitter (Individual):
No-Hitter (Combined):
No-Hitter (7-Inning):
1-Hitter (Individual):
1-Hitter (Combined):
2-Hitter (Individual):
2-Hitter (Combined): 4/19 @ NWA, Jarvis, Montes De Oca, Backhus, Vizcaino
3-Hitter (Combined): 2x: Last: 5/2 @ CC, Albright/Fisher/Bain/Stumpo
3-Hitter (Individual):
Complete Game Shutout (9 Inning):
Complete Game Shutout (7 Inning):
10 or more strikeouts (P):
Four (4) Hits:
Five (5) Hits:
Six (6) Hits:
Three (3) Doubles:
Four (4) Doubles:
Two (2) Triples:
Two HR Game:
Three HR Game:
Grand Slam (Home):
Grand Slam (Road):
Inside-The-Park HR:
Back-To-Back HRs: English/Vukovich (4/16 vs. CC)
Back-To-Back-To-Back HRs:
HR, Both Sides of the Plate:
Hitting for the Cycle:

HR in 2 straight games: 4x: Last: Vukovich (5/5-5/6 @ CC)
HR in 3 straight games:
HR in 4 straight games:
Triple in 2 straight games:
Five (5) RBI:
Six (6) RBI:
Three Runs: 6x: Last: Bliss, 4/29 vs. FRI
Four Runs:
Five Runs:
Two Stolen Bases: 4x: Last: Dalesandro, 5/5 @ CC
Three Stolen Bases:
Four Stolen Bases:
Steal of home (straight):
Steal of home (double steal): Vukovich/English, 4/12 vs. CC
Four (4) Walks:
Five (5) Walks:
10 Total Bases in a game:

SOD POODLES TEAM

20 Runs, Game:
20 Hits, Game:
10+ Runs, Inning:
Back-to-back 15-hit games:
Everyone in order gets a hit: 2x: Last: 5/5 @ CC
Everyone in order scores a run: 5/5 @ CC
Only player in order to get a hit:
15+ Strikeouts, Game (Batting):
Triple Play:
Winning Streak: 3 (4/23 @ NWA - 4/26 vs. FRI)
Losing Streak: 3 (5/6 @ CC - 5/9 vs. MID)



HIGHS & LOWS - ALL TIME



SOD POODLES OFFENSE

Most Runs, Game: 20 (9/11/21 vs. TUL)
Most Runs, Inning: 11 (6/11/22 vs. FRI, 8th inning)
Most Hits, Game: 24 (9/11/21 vs. TUL)
Most Hits, Game (Indiv.): 5 (3x: Last: Barrosa, 7/22 @ MID)
Fewest Hits, Game: 0 (5/26/22 @ ARK)
Most HRs, Game (Team): 7, (6/5/21 @ FRI)
Most HRs, Game (Indiv.): 3, Olivares (5/5/19 vs. ARK)
Grand Slams: 11 (Last: Cedenno, 6/30 vs. NWA, 8th inning)
Most SBs, Game (Team.): 7 (4/12/23 vs. CC)
Most SBs, Game (Indiv.): 3 (5x: Last: Barrosa, 9/4/22 vs. FRI)
Most Runners LOB, Team: 14 (3x: Last: 7/30/21 vs. SA)
Most Runs Combined (Two Teams): 32 (9/11/21 vs. TUL)
Most Hits Combined (Two Teams): 37 (2x: Last: 4/23/22 vs SA)
Most Home Runs During Series (Two Teams): 34 (9/7-12/21 vs. TUL)
Most Runs To Overcome Deficit: 10 (4/26/23 vs. FRI)

SOD POODLES DEFENSE

Most Errors, Team: 5 (6/19/21 vs. MID)
Most Errors, Individual: 2 (25x: Last: Alexander, 9/8/22 vs. ARK)
Most Ground Into Double Plays: 4 (2x: Last: 9/17/21 vs. FRI)

SOD POODLES PITCHING

Most Ks, Team (9 innings): 17 (2x: Last: 5/9/21 @ TUL)
Most Ks, Team (extra innings): 19 (5/11/19 @ CC)
Most Walks, Team: 12 (8/27/22 @ CC)
Shutout: 22x: Last: 5/2/23 @ CC, Hill/Pope/Green/Backhus
Last Complete Game (9 IP): --
Last Complete Game (7 IP): Nelson (G1, 9/1/21 @ SA)
Last Complete Game (5 IP): Walston (7/29/22 vs. CC)
Last Complete Game Shutout: Frias (8/1/21 vs. SA (7))
Most Ks, Individual: 12 (4x: Last: Pfaadt: 6/23/22 @ CC)
Most Walks, Individual: 7 (Nelson, 7/6/21 @ SA)



LAST TIME IT HAPPENED - ALL TIME

SOD POODLES (INDIVIDUAL)

Perfect Game:
No-Hitter (Individual):
No-Hitter (Combined):
No-Hitter (7-Inning): 2x: Tabor, 7/11/21 @ SA; Frias, 8/1/21 vs. SA
1-Hitter (Individual): 7/29/22 (Walston, 5-inning game)
1-Hitter (Combined): 2x: Last: 4/16/22 (Jarvis, Weiss - 7 inning game)
2-Hitter (Individual):
2-Hitter (Combined): 3x: Last: 4/19/23 @ NWA, Jarvis, Montes De Oca, Backhus, Vizcaino
3-Hitter (Combined): 17x: Last: 5/2/23 @ CC, Albright/Fisher/Bain/Stumpo
3-Hitter (Individual):
Complete Game Shutout (9 Inning):
Complete Game Shutout (7 Inning): 2x: Tabor, 7/11/21 @ SA; Frias, 8/1/21 vs. SA
10 or more strikeouts: 14x, Last: Walston (7/29/22 vs. CC)
Four (4) Hits: 29x: Last: Cedenno (8/14/22 vs SPR)
Five (5) Hits: 3x: Last: Cedenno (8/18/22 @ MID)
Six (6) Hits:
Three (3) Doubles: 3x: Last: Carroll, (4/23/22 vs SA)
Four (4) Doubles:
Two (2) Triples:
Two HR Game: 29x, Last: Cedenno (8/23/22 @ CC)
Three HR Game: Olivares, 5/5/19 @ ARK
Grand Slam (Home): 9x, Last: Cedenno, 6/30/22 vs NWA
Grand Slam (Road): 2x: Last: De La Cruz, 6/5/21 @ FRI
Inside-The-Park HR: 4x: Last: Basabe (6/19/21 vs SPR)
Back-To-Back HRs: 17x: Last: English/Vukovich (4/16/23 vs. CC)
Back-To-Back-To-Back HRs:
B-2-B-2-B-2-B HRs: 9/11/21 vs. TUL - Garrett/Kennedy/Fletcher/Canzone (3rd inning)
HR, Both Sides of the Plate: 3x: Last: Stankiewicz (7/15/22 vs SA)
Hitting for the Cycle:

OPPONENTS OFFENSE

Most Runs, Game: 21 (2x: Last: 9/2/22 vs. FRI)
Most Runs, Inning: 11 (9/2/22 vs. FRI, 5th inning)
Most Hits, Game (Team): 23 (9/2/22 vs. FRI)
Most Hits, Game (Indiv.): 6 (Guldborg, 4/10/22 vs MID)
Fewest Hits, Game: 0 (2x, Last: 8/1/21 vs. SA - Frias no-hitter)
Most HRs, Game (Team): 9 (Last: 5/17/22 vs. TUL)
Most HRs, Game (Indiv.): 4 (Chandler Redmond, 8/10/22 vs SPR)
Most SBs, Game (Indiv.): 3 (Acuña, 4/30/23 vs. FRI)
Grand Slams: 20 (Last: Wagner, 4/14 vs. CC, off Bain, 3rd inning)
Most Runners LOB, Team: 16 (4/10/22 vs. MID)
Most Runs To Overcome Deficit: 10 (7/18/21 @ MID)

OPPONENTS PITCHING

Most Ks Team (9 innings): 17 (2x: Last: 5/9/21 @ TUL)
Most Ks, Team (extra innings): 19 (5/11/19 @ CC, 10)
Most Walks, Team: 10 (4x: Last: 4/20 @ NWA)
Shutout: 21x: Last: 4/22 @ NWA
Last Complete Game: Jones (5/26/22 (2) @ ARK)
Last Complete Game Shutout (7 IP): Jones (5/26/22 (2) @ ARK)
Most Ks, Individual: 14 (Dustin May, 6/22/19 @ TUL)
Most Walks, Individual: 7 (Robaina, 7/31/22 vs. CC)

OPPONENTS DEFENSE

Most Errors, Team: 4 (5x, Last: 7/22/22 @ MID)
Most Errors, Individual: 3 (3x: Last: Whitcomb, 4/12/23 vs. CC)
Most Ground Into Double Plays: 4 (2x: Last: 9/14/22 @ SA)

MISCELLANEOUS

Longest Home Game Time (9 innings): 4:08 (9/11/21 vs. TUL)
Shortest Home Game Time (9 innings): 2:01 (6/8/22 vs FRI)
Longest Road Game Time (9 innings): 3:34 (7/29/19 @ NWA)
Shortest Road Game Time (9 innings): 1:50 (8/21/22 @ MID)
Longest Game Time (7 innings): 2:36 (9/1/21 @ SA)
Shortest Game Time (7 innings): 1:29 (5/26/22 (2) @ ARK)
Longest Extra-Inning Game: 4:08 (4/22/22 vs. SA, 11)
Longest Game (Innings): 12 (2x: Last: 5/27/22 @ ARK)
Longest Game Delay (Home): 3:15 (5/18/21 vs. MID)
Longest Game Delay (Road): 1:47 (8/10/19 @ FRI)
Highest Attendance (Home): 7,481 (7/3/22 vs. NWA)
Highest Attendance (Road): 10,366 (5/18/19 @ FRI)
Lowest Attendance (Home): 3,851 (6/1/22 vs. MID)
Lowest Attendance (Road): 1,906 (8/17/22 @ MID)
Largest Margin of Victory: 15 (19-4, 6/9/21 vs. CC)
Largest Margin of Defeat: 19 (21-2, 9/2/22 vs. FRI)

HR in 2 straight games: 47x: Last: Vukovich (5/5-6/23 @ CC)
HR in 3 straight games: 7x, Last: Yerzy (8/11-14/22 vs SPR)
HR in 4 straight games:
Triple in 2 Straight games: 5x: Last: Carroll (5/17-18 vs. TUL)
Triple in 3 straight games: Carroll, 6/12-15 vs. FRI, @ SA)
Five (5) RBI: 11x, Last: Centeno (8/16/22 @ MID)
Six (6) RBI: 4x, Last: Forbes, (7/28/22 vs. CC)
Seven (7) RBI: Fletcher (5/8/22 vs MID)
Four Runs: 6x, Last: Barrosa (7/2/22 vs NWA)
Five Runs: Perdomo (9/11/21 vs. TUL)
Two Stolen Bases: 40x, Last: Dalesandro (5/5/23 @ CC)
Three Stolen Bases: 5x Last: Barrosa (9/4/22 vs FRI)
Four Stolen Bases:
Steal of home (straight): 2x, Last: Barrosa (9/4/22 vs FRI)
Steal of home (double steal): 2x: Last: Vukovich/English (4/12/23 vs. CC)
Four (4) Walks: 2x: Last: Canzone (4/19/22 vs SA)
10 Total Bases in a Game: 6x: Last: Fletcher, 5/8/22 vs. MID
Most Total Bases in a game: 12 (2x: Last: Kennedy (9/11/21 vs. TUL)

SOD POODLES TEAM

20 Runs, Game: 20, 9/11/21 vs. TUL
20 Hits, Game: 5x: Last: 20, 8/18/22 @ MID
10+ Runs, Inning: 2x: Last: 6/11/22 vs. FRI (11, 8th inning)
Back-to-back 15-hit games: 2x: Last: 4/22-4/23/22 vs. SA
Everyone in order gets a hit: 28x: Last: 5/5/23 @ CC
Everyone in order gets multiple-hits: 5/8/22 vs. MID
Everyone in order scores a run: 7x: Last: 5/5/23 @ CC
Only player in order to get a hit: 4x: Last: Diaz, G1, 9/1/21 @ SA
15+ Strikeouts, Game (Batting): 16x: Last: 6/25/22 @ CC (16)
Triple Play:
Winning Streak: 6 (9/10-9/16/22)
Losing Streak: 7 (7/30-8/6/22)



TRANSACTIONS

[illegible][illegible][illegible]



SOD POODLES 2023 DAY-BY-DAY



GAME	DATE	OPPONENT	W/L	WINNING PITCHER	LOSING PITCHER	SAVE	RECORD	STANDING	ATTENDANCE	TOG
1	4/6	@ FRI	L, 12-4	Anderson, G (1-0)	Jarvis, B (0-1)	-	0-1	T-2nd (-1.0)	8,320	2:28
2	4/7	@ FRI	W, 3-1	Albright, L (1-0)	Krauth, N (0-1)	Backhus, K (1)	1-1	T-1st (+0.5)	8,655	2:16
3	4/8	@ FRI	W, 5-3	Rice, J (1-0)	Starr, N (0-1)	Vizcaino, R (1)	2-1	T-1st (+1.0)	9,030	2:57
	4/9	OFF								
	4/10	OFF								
4	4/11	CC	L, 5-4	Melendez, J (1-0)	Patrick, C (0-1)	Macuare, A (1)	2-2	T-2nd (-1.0)	5,452	2:26
5	4/12	CC	W, 13-10	Mantiply, J (1-0)	Robaina, J (0-1)	-	3-2	T-1st (+1.0)	4,093	3:16
6	4/13	CC	W, 5-2	Jarvis, B (1-1)	Cobos, F (0-1)	Montes De Oca, C (1)	4-2	1st (+1.0)	4,547	2:39
7	4/14	CC	L, 13-10	Sprinkle, J (1-0)	Albright, L (1-1)	-	4-3	T-1st (+1.0)	6,417	2:54
8	4/15	CC	W, 5-3	Mantiply, J (2-0)	Gordon, C (0-2)	Backhus, K (2)	5-3	1st (+1.0)	6,146	2:28
9	4/16	CC	L, 11-5	Melendez, J (2-0)	Patrick, C (0-2)	-	5-4	T-1st (+1.0)	5,187	2:54
	4/17	OFF								
10	4/18	@ NWA	L, 16-6	Del Rosario, Y (1-0)	Olivero, D (0-1)	-	5-5	T-1st (+1.0)	2,399	2:40
11	4/19	@ NWA	W, 5-0	Jarvis, B (2-1)	Veneziano, A (1-1)	-	6-5	T-1st (+1.0)	2,792	2:29
12	4/20	@ NWA	W, 3-2 (10)	Otanez, M (1-0)	Biasi, D (1-1)	Rice, J (1)	7-5	1st (+0.5)	3,751	3:08
13	4/21	@ NWA	L, 5-0	Hoffmann, A (2-1)	Hill, J (0-1)	-	7-6	T-1st (+1.0)	4,690	2:26
14	4/22	@ NWA	L, 5-0	Marsh, A (1-0)	Patrick, C (0-3)	-	7-7	T-1st (+3.0)	4,856	2:14
15	4/23	@ NWA	W, 6-2	Saalf Frank, A (1-0)	Way, B (0-2)	-	8-7	T-1st (+0.5)	4,640	2:48
	4/24	OFF								
16	4/25	FRI	W, 9-7	Rice, J (2-0)	Starr, N (1-2)	Backhus, K (3)	9-7	T-1st (+1.0)	3,231	2:34
17	4/26	FRI	W, 12-11 (10)	Workman, B (1-0)	Church, M (0-1)	-	10-7	1st (+1.0)	3,275	3:24
18	4/27	FRI	L, 5-1	Roby, T (1-2)	Bain, J (0-1)	-	10-8	1st (+0.5)	6,239	2:38
19	4/28	FRI	L, 12-6	Speas, A (1-0)	Patrick, C (0-4)	-	10-9	2nd (-0.5)	4,393	2:55
20	4/29	FRI	W, 11-4	Olivero, D (1-1)	Leiter, J (0-2)	-	11-9	1st (+0.5)	5,928	2:38
21	4/30	FRI	L, 12-7	Church, M (1-1)	Tineo, M (0-1)	-	11-10	T-1st (+0.5)	5,125	2:53
	5/1	OFF								
22	5/2	@ CC	L, 3-1	Robaina, J (1-2)	Fisher, H (0-1)	-	11-11	T-2nd (-1.0)	2,774	2:05
23	5/3	@ CC	W, 3-0	Pope, A (1-0)	Kouba, R (1-1)	Backhus, K (4)	12-11	T-1st (+1.5)	2,401	2:15
24	5/4	@ CC	L, 6-1	Gordon, C (2-2)	Patrcik, C (0-5)	-	12-12	T-2nd (-1.0)	3,678	2:11
25	5/5	@ CC	W, 12-8	Goddard, J (1-0)	Plumlee, P (0-1)	-	13-12	T-1st (+2.5)	4,651	3:13
26	5/6	@ CC	L, 12-7	VanWey, L (1-0)	Tineo, M (0-2)	-	13-13	T-2nd (-1.0)	4,327	2:49
27	5/7	@ CC	L, 5-4	Arrighetti, S (2-2)	Albright, L (1-2)	McDonald, C (1)	13-14	T-2nd (-2.0)	4,726	2:28
	5/8	OFF								
28	5/9	MID	L, 9-11	Supak, T (2-0)	Hill, J (0-2)	-	13-15	2nd (-3.0)	6,284	2:47
29	5/10	MID	W, 6-3	Saalf Frank, A (2-0)	Salinas, R (1-2)	-	14-15	2nd (-2.0)	4,495	2:20
30	5/11	MID								
31	5/12	MID								
32	5/13	MID								
33	5/14	MID								
	5/15	OFF								
34	5/16	@ FRI								
35	5/17	@ FRI								
36	5/18	@ FRI								
37	5/19	@ FRI								
38	5/20	@ FRI								
39	5/21	@ FRI								
	5/22	OFF								
40	5/23	@ SA								
41	5/24	@ SA								
42	5/25	@ SA								
43	5/26	@ SA								
44	5/27	@ SA								
45	5/28	@ SA								
	5/29	OFF								
46	5/30	SPR								
47	5/31	SPR								
48	6/1	SPR								
49	6/2	SPR								
50	6/3	SPR								
51	6/4	SPR								