







2012 MEDIA GUIDE

WWW.SPRINGFIELD CARDINALS.COM



SEASON 2012 SPRINGFIELD CARDINALS



EDUARDO SANCHEZ

2012 MEDIA GUIDE



Cardinals Contact Information	1
Front Office Staff.	2-3
Broadcast Information	4
Media Relations Policies	5
Pre-Game Schedule.	6

SECTION A

2012 SPRINGFIELD CARDINALS PREVIEW

2012 Springfield Cardinals Field Staff. . .	A1-A2
2012 Springfield Cardinals Player Bios. .	A3-A24

SECTION B

2011 REVIEW

Final Standings	B1
Game-by-Game.	B2-B3
Springfield Cardinals Award Winners	B5
Final Batting Statistics.	B6
Final Pitching Statistics & Leaders.	B7
Cardinals Batting Totals & Breakdowns	B8-B11
Cardinals Pitching Totals & Breakdowns.	B12-B15
Batting/Pitching By Month (Apr-Sept).	B16-B21
Records vs. Opponents	B22
Record When	B22
Final Attendance	B22
Highs and Lows	B23
Transactions	B24
Texas League Team Statistics	B25
Texas League Batting Leaders	B26
Texas League Pitching Leaders	B27
Texas League Fielding Leaders	B28

SECTION C

RECORDS & HISTORY

Springfield Cardinals Firsts.	C1
All-Time Opening Day Lineups & Results	C2
All-Time Batting Leaders.	C3
All-Time Pitching Leaders	C4
Last Time It Happened.	C5
Single-Season Records	C6
Individual Single Game Records.....	C7
Team Single Game Records.....	C8
All-Time Playoff Statistics.	C9
All-Time Roster and Jersey Numbers.	C10-C11

SECTION D

STL. CARDINALS MINOR LEAGUES

Minor League Affiliates	D1
Memphis Redbirds (Triple-A affiliate)	D2-D3
Palm Beach Cardinals (Class-A affiliate).	D4-D5
Quad Cities River Bandits (Class-A affiliate).	D6-D7
Batavia Muckdogs (Class-A affiliate)	D8-D9
Johnson City Cardinals (Rookie affiliate).	D10-D11

SECTION E

TEXAS LEAGUE OPPONENTS

Texas League Media Contacts.	E-1
Arkansas Travelers.	E2-E5
Corpus Christi Hooks.	E6-E9
Frisco RoughRiders.	E10-E13
Midland RockHounds.	E14-E17
Northwest Arkansas Naturals.	E18-E21
San Antonio Missions	E22-E25
Tulsa Drillers	E26-E29

SECTION F

MISCELLANEOUS

2012 Schedule	F1
Hammons Field.	F2
Seating Charts and Prices	F3
Attendance Figures	F4
2012 Promotion Dates.	F5-F7
Logos	F8
Notes	F9

The content is based on information available through March 20, 2012. For further information and updates, contact the Springfield Cardinals Public Relations Department at (417) 832-3041. Special Thanks to John Vuch, Kent Shelton, Mark Harrell and Chris Tunno.

Visit the Springfield Cardinals website at www.springfieldcardinals.com.



FRONT OFFICE

Address:

Hammons Field
955 East Trafficway
Springfield, MO 65802

Main Phone: (417) 863-0395

Tickets: (417) 863-2143

Fax: (417) 863-0388

Website: www.springfieldcardinals.com

Email: springfield@cardinals.com

Email Address

mgtifford@cardinals.com

ssmulczenzski@cardinals.com

bfischer@cardinals.com

kimman@cardinals.com

alowrey@cardinals.com

adeke@cardinals.com

dreiter@cardinals.com

sballes@cardinals.com

kshelton@cardinals.com

jlevering@cardinals.com

lbone@cardinals.com

ddougllass@cardinals.com

nidoholz@cardinals.com

zpermberon@cardinals.com

covens@cardinals.com

dwest@cardinals.com

bmahler@cardinals.com

nzamora@cardinals.com

abatson@cardinals.com

bphlips@cardinals.com

dedwards@cardinals.com

mfaborg@cardinals.com

dlevey@dnclinc.com

Staff Member

Matt Gifford

Scott Smulczenzski

Kim Inman

Bill Fischer

Aaron Lowrey

Angela Deke

Dan Reiter

Scott Bailes

Kent Shelton

Jeff Levering

Lindsay Bone

David Douglass

Niki Lohholz

Zack Pemberton

Cassie Owens

David West

Brandon Mahler

Nic Zamora

Aryca Batson

Brock Phipps

Derrick Edwards

Mike Faaborg

Dave Levey

Field Staff:

Mike Shildt

Bryan Eversgerd

Phillip Wellman

Jason Hall

Chris Miller

Brian Mahaffey

Rick Seagraves

Title

V.P. / General Manager

V.P. of Baseball & Business Ops.

V.P. of Facility Operations

V.P. of Sales

Manager of Stadium/Game Day Ops.

Director of Ticket Operations

Director of Sales and Marketing

Manager of Market Development

Manager of Promos and Productions

Manager of P.R. / Broadcaster

Coordinator of Sales Services

Account Executive

Account Executive

Account Executive

Account Executive

Account Executive

Account Executive

Account Representative

Account Representative

Box Office Supervisor/Office Asst.

Head Groundskeeper

Assistant Groundskeeper

Clubhouse Manager

General Manager of SportService

Visiting Club Hotel:

University Plaza

333 John Q. Hammons Parkway

Springfield, MO 65806

(417) 864-7333

Stadium Name (Year opened):

Hammons Field (2004)

Directions to Stadium:

From I-44 or US-60, exit Hwy 65 to Chestnut Expressway Exit

Go West on Chestnut Expressway and proceed to National.

Turn left (South) on National. Turn right (West) on Trafficway. Hammons Field is on the right.

FRONT OFFICE



FRONT OFFICE

MATT GIFFORD

Vice President/General Manager

Matt is in his eighth year as GM for the Springfield Cardinals, after gaining nine years of experience in a major league front office. Matt's primary responsibility is ensuring that fans who visit Hammons Field have an experience that is enjoyable and fun-filled. Another important responsibility is promoting the rich tradition of Cardinals baseball throughout the community. His other duties include overseeing all of the day-to-day operations of the Springfield Cardinals, as well as Hammons Field, for both the Cardinals and the Missouri State Bears. Matt began his career with the St. Louis Cardinals in 1996 as a season ticket sales representative. After spending time in Community Relations, Matt was promoted to the Marketing/Corporate sales department where he served as an account executive. In 2004, Matt was named Vice President of the St. Louis Cardinals, then relocated to Springfield to serve as general manager for the new Cardinals franchise in Springfield. Matt is currently the Chairman of the Springfield Convention & Visitors Bureau and a member of the Great Springfield Area Sports Commission. He is also on the Board of Directors for the United Way of the Ozarks, an Executive Baron for the American Cancer Society's Cattle Baron's Ball and the honorary Chairman for JDRF Walk to Cure Diabetes. In addition, Matt assists in raising funds for Cardinals Care, the St. Louis Community Fund and volunteers with the Boy Scouts of America. Matt is a 1995 graduate of Indiana University where he was a member of the Hoosiers baseball team and an intern in the IU Athletic Department. He attended high school in St. Louis, MO (Parkway West High School). Matt and his wife Emily have a son, Maxwell and a daughter Megan.



2012 CARDINALS

SCOTT SMULCZENSKI

Vice President of Baseball and Business Operations

Scott enters his eighth year with Springfield after working as the Director of Minor League Operations for the St. Louis Cardinals. Now entering his 29th year in the St. Louis Cardinals organization, Scott is responsible for all revenue that comes in and out of the organization, including accounts payable, accounts receivable and cash receipts. He also oversees box office operations, customer relations, and internal office services. Scott and his wife Kelly have two daughters (Danielle and Hanna) and a Polish Retriever (Bailey).



2011 REVIEW

HISTORY

BILL FISCHER

Vice President of Facility Operations

In his eighth year with the Cardinals, Bill is responsible for the day-to-day operations of the stadium. He coordinates all the capital projects, including design plans as well as ensuring that everything is done on time and according to specifications. In doing so, he works closely with Mr. Hammons to oversee the stadium. Bill Fischer joined the Cardinals after helping Mr. Hammons as a consultant, prior to the opening of Hammons Field. Bill retired in November of 2003, after 22 years of working in the cable television industry. He started Fischer Consulting after retiring and then moved into his position with the Cardinals. Bill and his wife Karen have a daughter (Melanie) and a son (Lance).



MINOR LEAGUES

TEXAS LEAGUE

KIM INMAN

Vice President of Sales

Kim joined the Springfield Cardinals in October 2009 as the Vice President of Sales. She is adept in forging long-term strong relationships with customers and external partners. Her prior experience was in business development with Quorum Broadcasting (KOLR 10 & KSFX 27), and previously as District Manager of IKON's Color Graphics Division.



MISC.

Kim and her husband Alvin currently reside in Springfield, MO and have a daughter (Kendra), and son/daughter-in-law (Travis & Sara).

FRONT OFFICE



SCOTT BAILES
Manager of Market Development



AYRICA BATSON
Box Office Supervisor/Office Assistant



LINDSAY BONE
Coordinator of Sales Services



ANGELA DEKE
Director of Ticket Operations



DAVID DOUGLASS
Account Executive



DEREK EDWARDS
Assistant Groundskeeper



NIKI LODHOLZ
Account Executive



AARON LOWREY
Manager of Stadium/Gamedays.



BRANDON MAHLER
Account Representative



CASSIE OWENS
Account Executive



ZACK PEMBERTON
Account Executive



BROCK PHIPPS
Head Groundskeeper




DAN REITER
Director of Sales and Marketing



KENT SHELTON
Manager of Promotions and Productions



NIC ZAMORA
Account Representative



DAVID WEST
Account Executive

BROADCASTS



Staff, Broadcast Information



JEFF LEVERING
 Manager of Public Relations & Broadcaster

Jeff's 2012 season will be his 6th in Minor League Baseball and third with the Cardinals. Jeff spent three years as the Director of Broadcasting and Media

Relations with the Rancho Cucamonga Quakes in the California League. He was also with Fox Sports West/Prime Ticket in Los Angeles as a Reporter, Associate Producer, and Production Assistant. Jeff received his degree in Broadcast Journalism from Chapman University in Orange, California and was the starting Designated Hitter on the 2003 D-III National Championship baseball team. Away from the broadcast booth, Levering enjoys playing golf and staying active.



CARDINALS RADIO BROADCAST INFORMATION

For a seventh consecutive year, the Springfield Cardinals are proud to be heard on JOCK 98.7 FM (KWTO). All 140 regular season games will be broadcast live by Jeff Levering. All broadcasts can also be heard live on the internet through springfieldcardinals.com or jock987.com. All weekday morning/afternoon games will be heard on KBFL 1060AM.

All radio broadcasts will begin 15 minutes prior to the first pitch with the Coyotes Adobe Cafe Pregame Show. The Ebbets Field Postgame Show will follow all radio broadcasts.

Fans can also tune in to The Ozarks CW and KY3 in 2012, as 12 home games will be televised, with KY3 Sports Director Ned Reynolds and Scott Bailes.

2012 TV SCHEDULE

DATE	DAY	AIR TIME	OPP	STATION
April 2	Mon.	6:08 P.M.	STL	The Ozarks CW
April 5	Thur.	7:08 P.M.	FRI	KY3
April 21	Sat.	4:08 P.M.	TUL	KY3
May 6	Sun.	2:08 P.M.	ARK	The Ozarks CW
May 19	Sat.	6:08 P.M.	TUL	The Ozarks CW
June 16	Sat.	6:08 P.M.	NWA	The Ozarks CW
July 1	Sun.	6:08 P.M.	FRI	KY3
July 14	Sat.	6:08 P.M.	NWA	The Ozarks CW
July 22	Sun.	6:08 P.M.	NWA	The Ozarks CW
August 4	Sat.	6:08 P.M.	TUL	The Ozarks CW
August 19	Sun.	6:08 P.M.	COR	The Ozarks CW
August 26	Sun.	2:08 P.M.	ARK	The Ozarks CW



FRONT OFFICE

2012 CARDINALS

2011 REVIEW

HISTORY

MINOR LEAGUES

TEXAS LEAGUE

MISC.



MEDIA RELATIONS

Policies & Procedures

PRESS CREDENTIALS are available to accredited members of the news media. Credential requests should be emailed (preferred), mailed or faxed on company letterhead to the following addresses:

via email: Jeff Levering
jlevering@cardinals.com

via mail/fax: Media Relations
955 East Trafficway
Springfield, MO 65802
Phone: (417) 863-0395
Fax: (417) 863-0388

All requests should be received at least 24 hours in advance of the requested date. Credentials **must be worn in a visible manner at all times**. Credentials are not transferable. All credentials will be available at the Will Call Window located at the lower ticket window on the southeast side (right field) of Hammons Field. Photo identification is required. NO AUTOGRAPHS.

PRESS BOX is located behind home plate on the Suite Level of Hammons Field. All workstations have electrical outlets and are equipped with outside phone access. Only accredited working media will be allowed in the press box. NO CHILDREN.

ACCESS TO CARDINALS CLUBHOUSE will be available to media with proper credentials issued by the Springfield Cardinals. No other credentials will be honored. The clubhouse will be closed to media 45 minutes prior to all games. The Springfield Cardinals reserve the right to add additional restrictions at any time. The players lounge, training room and weight room are closed to media at all times.

MEDIA NOTES and statistics are available in the press box approximately two hours prior to game time, and are also available as a .pdf file online at www.springfieldcardinals.com. Anyone needing information earlier should contact the Media Relations Department. Box scores will be available after each game as soon as they become available from MiLB.

MEDIA GUIDES are available in the press box or upon request from Springfield Cardinals Media Relations representatives.

WIRELESS INTERNET ACCESS is available at Hammons Field. A member of the Media Relations staff can assist in establishing a connection through a password.

INTERVIEWS should be arranged prior to and following Cardinals games. The field staff and the players are usually available on the field or in the clubhouse during batting practice as long as the interview does not interrupt their pre-game routine. Pre-game interviews must be completed 45 minutes prior to game.

DIGITAL PHOTOS of players are available upon request from Cardinals Media Relations representatives.

TRANSACTIONS updates are available on the Springfield Cardinals web site at www.springfieldcardinals.com. To access the transactions link, move the cursor over the tab that says Roster near the top of the homepage and the Transactions option will become available.

CARDINALS NEWSLETTER updates are provided for anyone on the Newsletter email list, and includes breaking information such as roster moves and injury updates. To sign up for the Springfield Cardinals Newsletter, click the link on the bottom right side of the homepage of spring-

2012 PRE-GAME

Batting/Infield Practice Schedule



FRONT OFFICE

2012 CARDINALS

2011 REVIEW

HISTORY

MINOR LEAGUES

TEXAS LEAGUE

MISC.

7:08 P.M. GAME TIME

4:23-4:33.....Cardinals Infield

4:33-5:18.....Cardinals Batting Practice

5:18-6:03.....Visitors Batting Practice

6:03-6:13.....Screens Removed

6:13-6:23.....Visitors Infield

6:23-6:53.....Field Preparation

6:43-7:00.....Pre-game Activities

6:08 P.M. GAME TIME

3:23-3:33.....Cardinals Infield

3:33-4:18.....Cardinals Batting Practice

4:18-5:03.....Visitors Batting Practice

5:03-5:13.....Screens Removed

5:13-5:23.....Visitors Infield

5:23-5:53.....Field Preparation

5:53-6:00.....Pre-game Activities

4:08 P.M. GAME TIME

1:23-1:33.....Cardinals Infield

1:33-2:18.....Cardinals Batting Practice

2:18-3:03.....Visitors Batting Practice

3:03-3:13.....Screens Removed

3:13-3:23.....Visitors Infield

3:23-3:53.....Field Preparation

3:53-4:00.....Pre-game Activities

*During inclement weather, all pre-game activities

will be held in the training facility

**Gates open one hour prior to game times

12:08 P.M. GAME TIME

9:23-9:33.....Cardinals Infield

9:33-10:18.....Cardinals Batting Practice

10:18-11:03.....Visitors Batting Practice

11:03-11:13.....Screens Removed

11:13-11:23.....Visitors Infield

11:23-11:53.....Field Preparation

11:53-12:00.....Pre-Game Activities

2:08 P.M. GAME TIME

12:23-11:33.....Cardinals Infield

11:33-12:18.....Cardinals Batting Practice

12:18-1:03.....Visitors Batting Practice

1:03-1:13.....Screens Removed

1:13-1:23.....Visitors Infield

1:23-1:43.....Field Preparation

1:43-2:00.....Pre-game Activities



Matt Adams was the first Springfield player named Texas League Player of the Year after hitting .300 with 32 HR and 101 RBI. He was also the Cardinals Organizational Player of the Year in 2011.

2012 Springfield Cardinals

2012 Field Staff & Players



FRONT OFFICE

2012 CARDINALS

2011 REVIEW

HISTORY

MINOR LEAGUES

TEXAS LEAGUE

MISC.



MIKE SCHILDT
Manager

The 2012 season is Mike Schildt's first as the skipper of the Springfield Cardinals. Mike was officially named Manager of the Cards on November 5, 2011, after managing the Johnson City Cardinals (Rookie League) for three seasons and after spending two years as a hitting coach in both Johnson City and Batavia (Short Season-A).

Schildt led the Johnson City Cardinals to back to back Appalachian League titles in 2010 and 2011, their first since 1976. He set the franchise win mark in 2011 with 45 victories.

In 2007, Schildt was a position coach at Batavia. He served as an area scout for four seasons from 2004-07 prior to fulfilling player development duties toward the end of each of those seasons. Officially this is his 7th season as a member of the field staff within the Cardinals organization,

with consulting and instructional duties for the New Jersey Cardinals in 2004 and 2005.

Prior to joining the Cardinals, Schildt worked three years as an associate scout for the Major League Scouting Bureau. He has five years of collegiate coaching under his belt split between stops at UNC-Charlotte and UNC-Asheville. He also owned and operated On Deck, Baseball Academy in Pineville, N.C., training many major and minor league players for four years.

Schildt, 43, is a 1991 graduate of UNC Asheville with a degree in business and currently resides in Matthews, N.C.

SCHILDT'S MANAGERIAL RECORD

YEAR	TEAM	LEAGUE	CLASS	WON	LOST	PCT.
2009	Johnson City	APPY	Rookie	37	30	.552
2010	Johnson City	APPY	Rookie	42	24	.636
2011	Johnson City	APPY	Rookie	45	23	.662
Totals				124	77	.617



BRYAN EVERSGERD

Pitching Coach

Eversgerd continues his second stint as Springfield's Pitching Coach in 2012. It will be his fourth year in Springfield and his 10th overall in the Cardinals Organization.

Prior to re-joining the staff in 2011, Eversgerd spent the 2010 season with the Class-A Palm Beach Cardinals where his pitchers ranked 5th in the 12-team Florida State League with a 3.52 team ERA.

Eversgerd began his baseball career by signing as a non-drafted free agent on June 14, 1989. He made his big league debut on April 26th, 1994, working a scoreless inning for St. Louis. He recorded his lone Major League win in his only Major League start, defeating the Florida Marlins on May 20, 1994 in Miami. The left-hander also pitched with Montreal and Texas.



PHILLIP WELLMAN

Hitting Coach

2012 will be Wellman's second in the Cardinals Organization after spending six seasons with the Atlanta Braves. Most recently, Wellman was the manager at Double-A Mississippi where he won the Southern League Championship in 2008. He was also the manager of the Chattanooga Lookouts (Cincinnati Reds Affiliate) in 199 and again from 2001-2003.

Wellman's coaching career began in 1988 when he took a job as the hitting coach for the Pulaski Braves. He coached in the Braves Organization from 1988-1991 before becoming the manager for the Baltimore Orioles Gulf Coast League squad. Wellman spent three years in the Rookie leagues before joining the Reds' Organization in 1996.

He attended Sam Houston State University from 1980-1982 and graduated from Southwestern University at Georgetown, Texas in 1985. Wellman played professionally for the Braves, Twins and Pirates farm systems. He resides in Spring Branch, Texas with his wife, Montee, and two children, Britnee and Brett.



JASON HALL

Athletic Trainer

Hall begins his second season with the Springfield Cardinals and his first within the St. Louis system.

Jason shed his blue and white pinstripes of the Chicago Cubs Organization to join the Birds on the Bat in 2011. He was with the Cubs for two seasons working as an assistant in Chicago and was also with the Florida Marlins as a strength and conditioning intern.

Hall earned an AAS in Physical Therapy from the University Central Arkansas in 2000, a Bachelor of Science Degree in Exercise Science from Arkansas-Little Rock in 2004 and a Master's Degree in Exercise Science/Athletic Training from UNC Greensboro in 2007.

Nick ADDITON • LHP

Height - 6'5 **Bats** - L **Born** - 12/16/87 at Hollywood, FL
Weight - 215 **Throws** - L **Resides** - Davie, FL

SCHOOL - Indian River CC (FL)

HOW OBTAINED - Cardinals' 47th round selection (1418th overall) in the June, 2006 First-Year Player Draft. Signed to a 2007 contract on 5/30/07.



YR	CLUB	LG	W-L	ERA	G	GS	CG	SHO	SV	IP	H	R	ER	HR	HB	BB	SO	WP	BK
07	Johnson City	Apy	2-1	3.76	14	9	0	0	1	52.2	56	23	22	6	3	11	61	1	0
	Batavia	NYP	1-0	0.00	3	0	0	0	0	5.1	2	0	0	0	0	1	5	0	0
08	Quad Cities	Mid	9-5	2.50	25	19	0	0	1	119.0	92	41	33	12	5	35	108	3	0
	Palm Beach	FSL	2-0	0.50	3	3	1	1	0	18.0	11	2	1	1	1	5	13	1	0
09	Palm Beach	FSL	4-3	3.06	19	15	0	0	0	79.1	69	40	27	1	5	37	66	10	1
	Springfield	TEX	2-3	3.19	8	8	0	0	0	48.0	36	21	17	5	2	21	26	1	0
10	Springfield	TEX	9-6	4.43	28	27	0	0	0	150.1	155	75	74	22	9	53	109	10	1
11	Springfield	TEX	4-1	2.93	10	10	0	0	0	61.1	50	23	20	8	4	15	48	3	0
	Memphis	PCL	4-8	4.56	18	16	0	0	0	96.2	94	52	49	14	1	40	80	2	0
Minor League Totals			37-27	3.47	128	107	1	1	2	630.2	565	277	243	69	30	218	516	31	2

2011 Season:

- Made AAA Debut 5/12 vs. Sacramento (3.0 IP, 0 R, 2 H, 2 K)
- Back to back starts of 8 IP(4/20 @ TUL and 4/27 vs. NWA). 16 IP, 3 ER, 7 H, 15 K, BB (1-0)
- Was 1-0 with a 2.60 ERA in April
- Allowed 3 or fewer runs in all but one start with SPR
- Opponents hit .223 while with SPR, .260 with Memphis



Alan AHMADY • OF

Height - 5'11 **Bats** - R **Born** - 12/24/87 at Fresno, CA
Weight - 200 **Throws** - R **Resides** - Fresno, CA

SCHOOL - Fresno State University (CA)

HOW OBTAINED - Cardinals' 14th round selection (439th overall) in the June, 2010 First-Year Player Draft.

YR	CLUB	LG	AVG	G	AB	R	H	2B	3B	HR	RBI	SH	SF	HP	BB	SO	SB	CS	E
09	Batavia	NYP	.292	67	243	46	71	13	1	3	32	1	3	2	47	52	2	3	7
10	Batavia	NYP	.208	13	48	8	10	3	0	0	3	0	1	1	10	11	0	0	6
	Quad Cities	Mid	.304	41	125	27	38	8	1	1	18	0	1	1	31	31	1	1	9
11	Springfield	TEX	.117	20	60	5	7	1	0	0	3	0	1	1	9	15	0	0	2
	Palm Beach	FSL	.253	90	304	48	77	19	2	1	41	1	5	8	62	66	2	2	2
Minor League Totals			.260	231	780	134	203	44	4	5	97	2	11	13	159	175	5	6	26

2011 Season:

- Made AA debut 5/7 vs. Arkansas (1x4)
- Lone multi hit game with SPR 5/9 vs. ARK (2x4)
- With Palm Beach, batted .389 with RISP/ 2 outs and .337 RISP

Michael BLAZEK • RHP

Height - 6'0 **Bats** - R **Born** - 3/16/89 at Las Vegas, NV

Weight - 180 **Throws** - R **Resides** - Las Vegas, NV

SCHOOL - Arbor View HS (NV)

HOW OBTAINED - Cardinals' 35th round selection (1,068th overall) in the June, 2007 First-Year Player Draft.



YR	CLUB	LG	W-L	ERA	G	GS	CG	SHO	SV	IP	H	R	ER	HR	HB	BB	SO	WP	BK
07	GCL Cardinals	GCL	3-3	2.60	10	3	0	0	0	34.2	33	13	10	1	2	13	42	4	0
08	Johnson City	Appy	1-4	5.05	13	9	0	0	0	46.1	49	33	26	4	6	16	47	5	0
09	Batavia	NYP	4-9	4.50	15	12	0	0	0	64.0	73	45	32	3	5	24	62	13	0
10	Palm Beach	FSL	0-1	12.46	1	1	0	0	0	4.1	9	6	6	0	0	5	2	0	0
	Quad Cities	MID	8-4	2.71	32	11	0	0	3	103.0	78	41	31	5	4	31	104	9	2
11	Springfield	TEX	11-6	5.45	24	24	0	0	0	133.2	148	90	81	25	9	64	128	11	5
	Memphis	PCL	2-0	3.75	2	2	0	0	0	12.0	8	5	5	1	0	9	6	1	0
Minor League Totals			29-27	4.32	97	62	0	0	3	398.0	398	233	191	39	26	162	391	43	7

2011 Season:

- Finished 2nd in Texas League with 128 strikeouts (Shoemaker, Ark 129). 5th in walks allowed, 64.
- Tied for 4th in TL with 11 wins
- Led TL in HR allowed (25) including two games in which he allowed four (tied franchise record)
- Led TL in Strikeouts/9 IP: 8.62

Keith BUTLER • RHP

Height - 6'0" **Bats** - R **Born** - 1/30/89 at Bowling Green, KY

Weight - 180 **Throws** - R **Resides** - Morgantown, KY

SCHOOL - Wabash Valley (IL) College

HOW OBTAINED - Cardinals' 24th round selection (729th overall) in the June, 2009 First-Year Player Draft.



YR	CLUB	LG	W-L	ERA	G	GS	CG	SHO	SV	IP	H	R	ER	HR	HB	BB	SO	WP	BK
09	GCL Cardinals	GCL	1-1	2.22	21	0	0	0	6	28.1	18	9	7	0	4	12	34	3	1
	Johnson City	Appy	0-0	0.00	2	0	0	0	0	2.0	0	0	0	0	0	1	4	0	0
10	Batavia	NYP	0-3	2.93	27	0	0	0	5	30.2	29	15	10	1	1	15	50	8	0
11	Quad Cities	Mid	0-1	1.17	12	0	0	0	5	15.1	7	2	2	0	0	5	16	1	0
	Palm Beach	FSL	1-0	1.25	34	0	0	0	12	36.0	19	6	5	1	2	18	52	0	0
Minor League Totals			2-5	1.92	96	0	0	0	28	112.1	73	32	24	2	7	51	156	12	1

2011 Season:

- Led Palm Beach with 12 saves (converted all 17 chances in 2011, 2nd in Org)
- 34 appearances with PB were 3rd most on team (Simpson, 37 and Calhoun, 36)
- Did not allow a homerun in his first season (122 BF/0 HR)
- Made High-A Debut 5/20/11 vs. Dayton

Daniel CALHOUN • LHP

Height - 6'3" **Bats** - L **Born** - 9/5/86 at Evansville, IN

Weight - 220 **Throws** - L **Resides** - Evansville, IN

SCHOOL - Murray State University

HOW OBTAINED - Cardinals' 29th round selection (879th overall) in the June, 2009 First-Year Player Draft.



YR	CLUB	LG	W-L	ERA	G	GS	CG	SHO	SV	IP	H	R	ER	HR	HB	BB	SO	WP	BK
09	Batavia	NYP	2-0	1.86	12	6	0	0	0	48.1	40	14	10	1	1	6	42	0	0
10	Quad Cities	Mid	10-0	3.75	37	6	0	0	1	96.0	109	47	40	9	2	19	83	7	0
11	Springfield	TEX	0-0	4.66	5	0	0	0	0	9.2	16	8	5	2	0	0	7	1	0
	Palm Beach	FSL	4-3	3.28	36	0	0	0	1	57.2	60	23	21	3	3	15	39	0	0
Minor League Totals				16-3	3.23	90	12	0	2	211.2	225	92	76	15	6	40	171	8	0

2011 Season:

- 2nd most appearances for Palm Beach
- Finished 3rd in FSL in fewest BB/9 IP, 2.03
- Debuted with Springfield 7/8 vs. Frisco prior to being sent back to PB 7/23
- Had not lost a professional game until 4/21/11 vs. Jupiter

Kyle CONELY • OF

Height - 6'4 **Bats** - R **Born** - 5/7/87 at Richland, WA

Weight - 215 **Throws** - R **Resides** - Richland, WA

SCHOOL - University of Washington

HOW OBTAINED - Cardinals' 7th round selection (219th) overall in the June, 2009 First-Year Player Draft



YR	CLUB	LG	AVG	G	AB	R	H	2B	3B	HR	RBI	SH	SF	HP	BB	SO	SB	CS	E
09	Quad Cities	Mid	.200	15	45	5	9	3	0	0	1	0	1	2	3	17	0	0	1
	Batavia	NYP	.385	29	109	21	42	16	0	8	23	0	1	1	13	20	2	3	3
10	Quad Cities	Mid	.192	8	26	2	5	0	1	1	2	0	0	0	2	8	0	0	0
11	Quad Cities	Mid	.221	20	68	8	15	3	1	3	7	0	0	0	7	23	0	0	0
	GCL Cardinals	GCL	.154	5	13	0	2	2	0	0	2	0	1	0	4	5	0	0	0
	Palm Beach	FSL	.249	72	273	32	68	18	4	13	50	0	2	4	26	79	0	3	3
Minor League Totals			.264	149	534	68	141	42	6	25	85	0	5	7	55	152	2	6	7

2011 Season:

- Finished 2nd in HR (Scruggs, 21) with Palm Beach
- Went 4x4 with a 2B and 2 RBI 5/27 vs. Lakeland
- Had 20 Multi Hit game with Palm Beach
- Made High-A Debut 5/6 vs. St. Lucie

Zack COX • INF

Height - 6'0 **Bats** - L **Born** - 5/9/89 at Louisville, KY
Weight - 215 **Throws** - R **Resides** - Louisville, KY

SCHOOL - University of Arkansas

HOW OBTAINED - Cardinals' 1st round selection (25th) overall in the June, 2010
 First-Year Player Draft



YR	CLUB	LG	AVG	G	AB	R	H	2B	3B	HR	RBI	SH	SF	HP	BB	SO	SB	CS	E
10	GCL Cardinals	GCL	.400	4	15	0	6	1	0	0	1	0	0	1	1	3	0	0	0
11	Palm Beach	FSL	.335	42	164	22	55	8	0	3	20	1	2	2	11	29	2	2	4
	Springfield	TEX	.293	93	352	54	103	19	0	10	48	0	2	6	29	69	0	1	20
Minor League Totals			.309	139	531	76	164	28	0	13	69	1	4	9	41	101	2	3	24

2011 Season:

- Rated as #4 Prospect according to *Baseball America*
- .306 total average ranked 7th in Cardinals Org. in 2011
- Made Springfield debut May 25 vs. Corpus Christi (2x3, RBI, 2 Runs)
- 2nd in TL with .380 average in July (3 HR, 19 RBI, 10 2B)
- 2nd half of season batted .316 with 8 HR and 39 RBI in 66 games

Jermaine CURTIS • INF

Height - 5'11 **Bats** - R **Born** - 7/10/87 at Panorama City, CA
Weight - 190 **Throws** - R **Resides** - Fontana, CA

SCHOOL: UCLA

HOW OBTAINED - Cardinals' 5th round selection (155th overall) in the June 2008
 First-Year Player Draft



YR	CLUB	LG	AVG	G	AB	R	H	2B	3B	HR	RBI	SH	SF	HP	BB	SO	SB	CS	E
08	Batavia	NYP	.305	43	164	25	50	14	1	2	20	0	2	5	17	24	4	1	5
09	Palm Beach	FSL	.197	90	314	36	62	7	0	1	24	4	3	14	34	52	7	4	16
	Quad Cities	MID	.304	30	112	20	34	12	0	1	10	0	0	5	19	21	12	2	7
10	Palm Beach	FSL	.267	56	191	34	51	10	0	0	24	2	4	13	28	25	5	1	5
	Springfield	TEX	.236	23	55	6	13	3	0	0	3	1	0	2	7	10	0	0	1
11	Springfield	TEX	.315	90	276	41	87	12	3	5	32	5	1	9	38	31	0	0	6
Minor League Totals			.267	332	1112	162	297	58	4	9	113	12	10	48	143	163	28	8	40

2011 Season:

- Tied franchise record with two triples in one game (5/23 @ Tulsa)
- Played 2B (16 games), 3B (19 games), LF (28 games), RF (2 games), pitcher (2 games) and DH (16 games)
- Had 27 Multi-Hit games
- One of two players on team with more walks than strikeouts (Rapaport)

Ramon DELGADO • RHP

Height - 6'3 **Bats** - R **Born** - 9/3/86 at Tucson, AZ

Weight - 195 **Throws** - R **Resides** - Sahuarita, AZ

SCHOOL - Pima CC (AZ)

HOW OBTAINED - Cardinals' 41st round selection (1,235th overall) in the June, 2007

First Year Player Draft



YR	CLUB	LG	W-L	ERA	G	GS	CG	SHO	SV	IP	H	R	ER	HR	HB	BB	SO	WP	BK
07	GCL Cardinals	GCL	0-0	4.50	10	0	0	0	0	10.0	9	5	5	0	0	5	11	0	0
08	Batavia	NYP	6-1	2.96	15	7	0	0	0	54.2	55	20	18	1	1	13	46	1	1
09	Quad Cities	MID	7-3	2.41	53	0	0	0	3	82.0	70	28	22	5	2	17	68	2	0
10	Palm Beach	FSL	1-2	1.42	38	0	0	0	2	50.2	38	9	8	2	1	10	51	1	0
	Springfield	TEX	1-0	1.10	13	0	0	0	0	16.1	9	2	2	2	0	3	17	1	0
11	Springfield	TEX	0-1	9.00	2	0	0	0	0	3.0	6	3	3	0	1	2	2	0	0
Minor League Totals			15-7	2.41	131	7	0	0	5	216.2	187	67	58	10	5	50	195	5	1

2011 Season:

•Pitched in just two games in 2011 due to elbow injury on pitching arm

•2010 Played in Arizona Fall League pitching in 10 games with a 3.65 ERA

•Only runs allowed in Springfield in 2010 were on two solo home runs by Arkansas OF Charlton Jimerson

Nick DERBA • C

Height - 5'10 **Bats** - R **Born** - 9/9/85 at College Point, NY

Weight - 190 **Throws** - R **Resides** - Queens, NY

SCHOOL - Manhattan

HOW OBTAINED - Cardinals' 30th round selection (922nd overall) in the June, 2007

First-Year Player Draft.



YR	CLUB	LG	AVG	G	AB	R	H	2B	3B	HR	RBI	SH	SF	HP	BB	SO	SB	CS	E
07	Batavia	NYP	.267	19	60	7	16	7	0	1	8	0	0	3	12	15	0	1	3
	Quad Cities	MID	.268	49	164	23	44	11	0	2	14	0	0	4	29	40	0	1	2
08	Palm Beach	FSL	.166	66	193	15	32	8	0	2	22	3	3	5	30	60	1	2	4
09	Palm Beach	FSL	.198	30	91	13	18	4	0	1	2	1	0	2	20	31	1	1	1
	Springfield	TEX	.130	40	108	9	14	5	0	2	7	1	0	1	21	34	0	1	1
10	Memphis	PCL	.000	3	4	0	0	0	0	0	0	0	0	0	0	2	0	0	0
	Palm Beach	FSL	.202	33	104	13	21	6	0	3	11	5	1	3	14	35	1	0	0
	Springfield	TEX	.240	15	50	7	12	5	0	2	7	0	0	0	3	15	0	0	3
11	Springfield	TEX	.180	30	89	10	16	3	0	2	9	3	0	0	15	27	0	0	2
	Memphis	PCL	.197	22	61	6	12	2	1	0	10	1	0	0	4	17	0	0	2
Minor League Totals			.203	255	774	87	157	46	0	13	71	10	4	18	129	232	3	6	14

2011 Season:

•Began season in Springfield, promoted to Memphis (5/23), returned to SPR (6/26), sent back to MEM (7/17)

•Caught 12 of 25 base stealers (48%)

•Game winning/walk-off squeeze bunt 4/27 vs. NW Arkansas

•Appeared in one game at 3rd base (5/22 @ TUL)

Eric FORNATARO • RHP

Height - 6'1 **Bats** - R **Born** - 1/2/88 at Houston, TX
Weight - 195 **Throws** - R **Resides** - Miami, FL

SCHOOL - Miami-Dade CC (FL)

HOW OBTAINED - Cardinals' 6th round selection (185th overall) in the June, 2008

First Year Player Draft



YR	CLUB	LG	W-L	ERA	G	GS	CG	SHO	SV	IP	H	R	ER	HR	HB	BB	SO	WP	BK
08	GCL Cardinals	GCL	2-2	1.74	9	3	0	0	0	31.0	27	10	6	1	3	6	19	2	0
	Johnson City	Appy	0-1	2.57	2	1	0	0	1	7.0	5	4	2	0	0	3	6	2	0
09	Batavia	NYP	4-0	2.15	8	5	0	0	0	37.2	23	9	9	0	5	6	14	1	0
	Quad Cities	MID	0-5	5.24	7	6	0	0	0	34.1	42	25	20	2	1	11	11	1	0
10	Quad Cities	MID	7-15	5.26	28	28	0	0	0	140.1	161	104	82	13	5	59	100	7	1
11	Palm Beach	FSL	7-13	3.67	24	24	1	0	0	144.2	150	68	59	7	12	50	116	16	0
Minor League Totals			20-36	4.06	78	67	1	0	1	395.0	408	220	178	23	26	135	266	29	1

2011 Season:

- Ranked 10th in FSL in ERA and 5th in K/9 IP (7.22)
- Only player with Palm Beach to eclipse 100 IP
- Led team in starts, innings and strikeouts
- Allowed 3 ER or less in 19 of 24 starts (2.96 ERA in last 12 starts)

Greg GARCIA • INF

Height - 6'0 **Bats** - L **Born** - 8/8/89 at El Cajon, CA
Weight - 175 **Throws** - R **Resides** - El Cajon, CA

SCHOOL - University of Hawaii

HOW OBTAINED - Cardinals' 7th round selection (229th overall) in the June, 2010

First-Year Player Draft.



YR	CLUB	LG	AVG	G	AB	R	H	2B	3B	HR	RBI	SH	SF	HP	BB	SO	SB	CS	E
10	Johnson City	Appy	.286	58	220	49	63	15	1	4	24	3	1	9	18	36	7	5	5
11	Quad Cities	MID	.273	46	150	20	41	10	1	0	10	2	1	4	17	24	4	2	2
	Palm Beach	FSL	.290	59	210	36	61	11	5	2	16	7	1	8	31	42	4	4	4
Minor League Totals			.284	163	580	105	165	36	7	6	50	12	3	21	66	102	15	11	11

2011 Season:

- Made High-A Debut 6/5 vs. St. Lucie (2x4, 3B, 2 Runs, SB)
- Went 4x5 6/12 vs. Port Charlotte
- Played 38 games at 2B and 8 at SS w/ PB (28 at 2B and 19 at SS with QC)
- Hit .340 vs. RHP with PB (just .188 vs LHP)

Jose GARCIA • INF

Height - 5'11 **Bats** - R **Born** - 2/11/88 at Caracas, VZ

Weight - 170 **Throws** - R **Resides** - Caracas, VZ

HOW OBTAINED - Signed by the Cardinals as a non-drafted free agent on 3/6/06



YR	CLUB	LG	AVG	G	AB	R	H	2B	3B	HR	RBI	SH	SF	HP	BB	SO	SB	CS	E
06	VSL Cardinals	VSL	.241	63	203	27	49	12	0	1	16	5	2	8	14	32	7	8	7
07	Johnson City	Appy	.303	19	66	7	20	2	1	1	6	1	0	1	11	10	2	4	3
	Batavia	NYP	.375	6	24	4	9	1	0	0	4	0	0	0	2	2	1	2	1
	Quad Cities	Mid	.202	33	84	10	17	4	0	0	5	2	1	1	7	18	3	4	6
08	Quad Cities	Mid	.175	44	137	21	24	6	1	0	5	1	0	2	14	22	3	2	9
	Batavia	NYP	.240	70	271	48	65	13	1	1	22	3	2	4	25	53	26	3	11
09	Quad Cities	Mid	.265	42	147	24	39	6	4	1	16	7	1	1	15	24	13	6	14
	Palm Beach	FSL	.258	74	244	36	63	10	1	1	17	7	3	1	15	30	14	6	16
10	Palm Beach	FSL	.252	49	206	26	52	7	0	1	16	0	0	1	16	35	16	3	12
	Springfield	TEX	.259	77	263	35	68	8	1	5	27	3	2	4	19	48	9	3	8
11	Memphis	PCL	.333	18	45	10	15	3	0	0	5	0	0	0	5	7	2	2	1
	Springfield	TEX	.318	94	318	49	101	15	0	5	38	5	2	6	24	57	19	7	19
Minor League Totals			.260	589	2008	297	522	87	9	16	177	34	13	29	167	338	115	50	107

2011 Season:

- Started season in Springfield, Promoted to Memphis (6/3), Returned to SPR 7/1
- Set Franchise record with 4 SB 7/5 @ Midland
- Finished 2nd in STL Organization with 21 SB
- Led organization with .320 BA in 112 games

John GAST • LHP

Height - 6'1 **Bats** - L **Born** - 2/16/89 at Altamonte Springs, FL

Weight - 195 **Throws** - L **Resides** - Altamonte Springs, FL

SCHOOL - Florida State University

HOW OBTAINED - Cardinals' 6th round selection (199th Overall) in June 2010

First Year Player Draft



YR	CLUB	LG	W-L	ERA	G	GS	CG	SHO	SV	IP	H	R	ER	HR	HB	BB	SO	WP	BK
10	Batavia	NYP	6-0	1.54	8	6	0	0	0	35.0	27	6	6	1	1	8	36	3	0
11	Palm Beach	FSL	5-4	3.95	13	12	1	0	0	82.0	85	40	36	7	8	28	59	5	0
	Springfield	TEX	4-4	4.08	13	13	1	0	0	79.1	80	42	36	9	4	33	54	4	0
Minor League Totals			15-8	3.58	34	31	2	0	0	196.1	192	88	78	17	13	69	149	12	0

2011 Season:

- Made AA debut 6/30 @ Frisco (ND, 6 IP, 5 ER, 8 H, 7 K)
- Lasted 5 innings in all but two starts (5/3 and 6/10 with PB)
- Originally drafted by Texas in the 5th round of 2007 Draft (did not sign)
- Played collegiately at Florida State
- Rated #17 by *Baseball America* and best change-up in STL Org.

Scott GORGEN • RHP**Height** - 5'10 **Bats** - R **Born** - 1/27/87 at Palo Alto, CA**Weight** - 190 **Throws** - R **Resides** - Concord, CA**SCHOOL** - University of California-Irvine**HOW OBTAINED** - Cardinals' 4th round selection (125th overall) in the June, 2008

First Year Player Draft



YR	CLUB	LG	W-L	ERA	G	GS	CG	SHO	SV	IP	H	R	ER	HR	HB	BB	SO	WP	BK
08	Batavia	NYP	5-2	2.32	14	6	0	0	0	54.1	37	14	14	3	1	17	60	3	0
09	Palm Beach	FSL	3-5	2.92	14	13	0	0	0	74.0	50	28	24	7	3	32	73	1	0
	Springfield	TEX	4-5	5.20	11	11	0	0	0	55.1	52	38	32	8	3	36	46	5	0
10	Springfield	TEX	5-1	1.26	12	8	0	0	0	50.0	34	11	7	4	0	19	46	2	0
11	Injured - Did Not Pitch																		
Minor League Totals			17-13	2.97	51	38	0	0	0	233.2	173	91	77	22	7	104	225	11	0

2010 Season:

- Won first five starts with Springfield allowing just four earned runs (1.23 ERA)
- TL Mid-Season All-Star (did not pitch due to injury)
- Tommy John Surgery December of 2010, missed all of 2011
- Five-time first team All-American at UC Irvine

Nick GREENWOOD • LHP**Height** - 6'1 **Bats** - R **Born** - 9/28/87 at Southington, CT**Weight** - 180 **Throws** - L **Resides** - Southington, CT**SCHOOL** - University of Rhode Island**HOW OBTAINED** - Acquired by the Cardinals as part of a three-way trade on 7/31/10 with the Cardinals sending Ryan Ludwick to the Padres, RHP Jake Westbrook to Cardinals and minor league RHP Corey Kluber from the Padres to the Indians

YR	CLUB	LG	W-L	ERA	G	GS	CG	SHO	SV	IP	H	R	ER	HR	HB	BB	SO	WP	BK
09	Eugene	NWL	4-1	1.71	17	9	0	0	5	63.1	52	18	12	1	4	16	50	5	0
	Fort Wayne	Mid	0-0	0.00	3	0	0	0	0	3.0	2	0	0	0	0	1	3	0	0
10	Fort Wayne	Mid	4-4	4.15	21	17	0	0	1	95.1	109	48	44	4	7	19	65	6	2
	Quad Cities	Mid	1-0	1.16	11	0	0	0	0	23.1	20	5	3	0	0	9	16	3	0
11	Palm Beach	FSL	0-0	9.00	2	0	0	0	0	3.0	3	3	3	1	1	0	3	0	0
	Springfield	TEX	2-4	4.31	59	0	0	0	2	77.1	79	42	37	9	5	21	52	5	0
	Memphis	PCL	0-0	9.00	1	0	0	0	0	2.0	4	2	2	0	0	0	2	0	0
Minor League Totals			11-9	3.40	114	26	0	0	8	267.1	269	118	101	15	17	66	191	19	2

2011 Season:

- Set franchise record for appearances in single season (59)
- Made AA debut 4/14, lone AAA appearance was 7/7 @ Round Rock
- 28 of 42 runs allowed (25 earned) came against NWA (66.7%, 15.70 ERA, 1.71 ERA vs. rest of TL)
- Invited to Major League Spring Training

Steven HILL • C

Height - 5'11 **Bats** - R **Born** - 3/14/85 at Houston, TX
Weight - 200 **Throws** - R **Resides** - Houston, TX

SCHOOL - Stephen F. Austin State University

HOW OBTAINED - Cardinals' 13th round selection (412th overall) in the June, 2007 First-Year Player Draft.



YR	CLUB	LG	AVG	G	AB	R	H	2B	3B	HR	RBI	SH	SF	HP	BB	SO	SB	CS	E
07	Batavia	NYP	.436	10	39	4	17	5	1	1	11	0	0	1	5	5	0	0	0
	Quad Cities	Mid	.303	62	261	38	79	15	0	11	44	0	1	2	9	58	1	1	4
08	Palm Beach	FSL	.285	46	172	28	49	11	2	9	34	0	2	0	15	42	0	0	5
	Springfield	Tex	.303	26	99	13	30	3	1	5	9	0	0	1	3	31	0	0	5
	GCL Cardinals	GCL	.313	4	16	4	5	1	0	3	5	0	0	0	7	0	0	0	0
09	Springfield	Tex	.282	120	464	62	131	26	2	19	64	0	6	2	36	106	1	2	9
10	Springfield	Tex	.280	93	361	60	101	27	1	22	86	0	3	4	38	90	1	0	6
	St. Louis	MLB	.333	1	3	1	1	0	0	1	1	0	0	0	0	1	0	0	0
	Memphis	PCL	.176	9	34	2	6	1	0	2	6	0	0	1	3	10	0	0	0
11	Springfield	TEX	.282	31	131	22	37	5	0	11	26	0	3	0	10	35	1	0	1
	Memphis	PCL	.294	6	17	3	5	0	0	3	6	0	0	0	2	5	0	0	0
Minor League Totals			.289	407	1594	236	460	94	7	86	291	0	15	11	121	389	4	3	30

2011 Season:

- Missed 36 games with Springfield with torn miniscus in left knee (4/15-5/25)
- Promoted to AAA 6/24. Played last game 7/3 due to foot injury
- Recorded two 2-HR games (6/15 @ ARK and 6/23 vs. ARK)
- 12 of 31 games with SPR were multi-hit games
- All-Time SPR leader in AB, Hits, RBI, HR, 2B, EXBH and Total Bases

Deryk HOOKER • RHP

Height - 6'4 **Bats** - R **Born** - 6/21/89 at San Diego, CA
Weight - 185 **Throws** - R **Resides** - San Diego, CA

SCHOOL - Mira Mesa HS

HOW OBTAINED - Cardinals' 7th round selection (232nd overall) in the June, 2007 First-Year Player Draft



YR	CLUB	LG	W-L	ERA	G	GS	CG	SHO	SV	IP	H	R	ER	HR	HB	BB	SO	WP	BK
07	GCL Cardinals	GCL	1-1	2.32	10	3	0	0	0	31.0	28	13	8	1	0	11	47	2	0
08	Johnson City	Appy	1-1	3.38	11	8	0	0	1	42.2	38	20	16	1	2	14	55	5	0
	Quad Cities	MID	0-1	1.61	4	4	0	0	0	22.1	20	5	4	2	1	6	18	1	0
09	Batavia	NYP	1-6	3.98	15	10	0	0	0	61.0	56	30	27	4	6	23	53	4	0
10	Quad Cities	MID	5-4	2.83	18	11	0	0	1	70.0	58	26	22	3	5	22	88	5	1
	Palm Beach	FSL	3-3	3.27	8	8	0	0	0	41.1	39	18	15	0	3	14	39	2	0
11	GCL Cardinals	GCL	0-1	3.00	2	2	0	0	0	3.0	5	2	1	0	0	0	4	0	0
	Palm Beach	FSL	0-0	0.00	1	1	0	0	0	4.0	3	0	0	0	0	0	5	0	0
	Springfield	TEX	2-6	4.94	11	11	0	0	0	58.1	58	34	32	8	5	18	39	3	0
Minor League Totals			13-23	3.37	80	58	0	0	2	333.2	305	148	125	19	22	108	348	22	1

2011 Season:

- Missed 79 games (5/17-8/11) due to a strained right elbow
- TL Pitcher of Week 5/2-5/9 and 8/22-8/29 (Lone Cardinals pitcher to receive honor in 2011)
- Opponents have hit just .243 in his 5 pro seasons

FRONT OFFICE

2012 CARDINALS

2011 REVIEW

HISTORY

MINOR LEAGUES

TEXAS LEAGUE

MISC.

Joe KELLY • RHP

Height - 6'1 Bats - R Born - 6/9/88 at Anaheim, CA
 Weight - 185 Throws - R Resides - Corona, CA

SCHOOL - University of California Riverside

HOW OBTAINED - Cardinals' 3rd round selection (98th overall) in the June, 2009
 First-Year Player Draft



YR	CLUB	LG	W-L	ERA	G	GS	CG	SHO	SV	IP	H	R	ER	HR	HB	BB	SO	WP	BK
09	Batavia	NYP	2-3	4.75	16	2	0	0	1	30.1	33	23	16	0	3	11	30	3	0
10	Quad Cities	Mid	6-8	4.62	26	18	0	0	1	103.1	103	66	53	3	7	45	92	12	2
11	Palm Beach	FSL	5-2	2.60	12	11	0	0	0	72.2	56	26	21	1	8	34	62	5	0
	Springfield	TEX	6-4	5.01	11	11	0	0	0	59.1	70	40	33	7	5	25	51	2	1
Minor League Totals			19-17	4.17	65	42	0	0	2	265.2	262	155	123	11	23	115	235	22	3

2011 Season:

- Made AA Debut 7/10 vs. Midland (L, 4 IP, 7 ER, 7 H, 2 HR, 4 BB, 6 K)
- At least 5 IP in all but two starts
- Rated as the 16th best prospect heading into 2012 according to *Baseball America*
- Pitched back to back 7.1 IP no-hitter 5/24 @ Brevard County and 5/31 @ Dunedin
- Distant relative of famous gangster George "Machine Gun" Kelly

Tyler LYONS • LHP

Height - 6'2 Bats - S Born - 2/21/88 at Lubbock, TX
 Weight - 195 Throws - L Resides - Lubbock, TX

SCHOOL - Oklahoma State University

HOW OBTAINED - Cardinals' 9th round selection (289th overall) in the June, 2010
 First-Year Player Draft.



YR	CLUB	LG	W-L	ERA	G	GS	CG	SHO	SV	IP	H	R	ER	HR	HB	BB	SO	WP	BK
10	Injured - Did Not Pitch																		
11	Palm Beach	FSL	9-4	4.50	33	12	1	1	1	94.0	93	51	47	8	4	29	79	4	1
Minor League Totals			9-4	4.50	33	12	1	1	1	94.0	93	51	47	8	4	29	79	4	1

2011 Season:

- Threw first No-Hitter in Palm Beach Cardinals history (8/8 vs. Ft Myers)
- First 21 Appearances came out of bullpen (2-2, 4.71 ERA). Allowed a run or fewer in all but three outings
- First start 6/27 @ Jupiter (ND, 4 IP, 2 ER, 5 H, 5 K)
- Pitched more than 5 IP just six times

Carlos MARTINEZ • RHP**Height** - 6'0 **Bats** - R **Born** - 9/21/91 at Colinas Del Sur, DR**Weight** - 165 **Throws** - R **Resides** - Colinas Del Sur, DR**HOW OBTAINED** - Signed by the Cardinals as a minor league free agent 4/20/10

YR	CLUB	LG	W-L	ERA	G	GS	CG	SHO	SV	IP	H	R	ER	HR	HB	BB	SO	WP	BK
10	DSL Cardinals	DSL	3-2	0.76	12	12	1	0	0	59.0	28	8	5	1	6	14	78	6	0
11	Quad Cities	Mid	3-2	2.33	8	8	0	0	0	38.2	27	10	10	1	4	14	50	3	0
	Palm Beach	FSL	3-3	5.28	10	10	0	0	0	46.0	49	31	27	2	6	30	48	7	0
Minor League Totals			9-7	2.63	30	30	1	0	0	143.2	104	49	42	4	16	58	176	16	0

2011 Season:

- Promoted to Palm Beach 6/30
- First professional season in United States, Made debut with QC 5/7 @ Wisc. (ND, 4 IP, 0 R, 0 H, 6 K)
- Allowed more than two runs in just one start in the MWL (5/14 @ Beloit)
- Opponents hitting just .202 in his 1+ seasons

Scott McGREGOR • RHP**Height** - 6'3 **Bats** - R **Born** - 12/19/86 at Cincinnati, OH**Weight** - 200 **Throws** - R **Resides** - Middletown, OH**SCHOOL** - University of Memphis**HOW OBTAINED** - Cardinals' 15th round selection (455th overall) in the June, 2008

First-Year Player Draft



YR	CLUB	LG	W-L	ERA	G	GS	CG	SHO	SV	IP	H	R	ER	HR	HB	BB	SO	WP	BK
08	GCL Cardinals	GCL	0-0	6.75	2	0	0	0	0	4.0	7	5	3	1	1	1	1	2	0
	Johnson City	Appy	4-0	0.33	7	3	0	0	0	27.0	17	3	1	0	0	3	20	1	0
	Quad Cities	Mid	0-0	2.84	3	0	0	0	0	6.1	9	3	2	0	1	1	2	1	1
09	Quad Cities	Mid	7-11	5.56	34	17	0	1	1	115.0	141	92	71	5	7	26	78	10	2
10	Palm Beach	FSL	4-3	2.68	16	8	1	1	0	57.0	69	25	17	1	3	13	18	5	0
	Springfield	Tex	6-5	3.46	15	12	2	0	0	80.2	82	38	31	7	6	9	49	2	0
11	Injured - Did Not Pitch																		
Minor League Totals			8-3	2.02	88	0	0	0	16	107.0	78	29	24	3	5	47	141	2	0

2010 Season:

- Promoted to Springfield 6/21
- Combined was 10-8 with a 3.14 ERA (3rd best ERA in Organization)
- Made a career high 20 starts and pitched a career high 137.2 IP
- Made one playoff start: 7.2 IP, 1 ER, 9 H, 1 BB, 2 K - ND Game 1 @ NWA
- Struck out a season high 8, 7/31 vs. NWA
- Added to 2011 Major League Spring Training after Wainwright injury
- Missed all of 2011 with elbow injury

Shelby MILLER • RHP

Height - 6'3 Bats - R Born - 10/10/90 at Houston, TX
 Weight - 195 Throws - R Resides - Brownwood, TX

SCHOOL - Brownwood HS (CA)

HOW OBTAINED - Cardinals' 1st round selection (19th overall) in the June, 2009 First-Year Player Draft.



YR	CLUB	LG	W-L	ERA	G	GS	CG	SHO	SV	IP	H	R	ER	HR	HB	BB	SO	WP	BK
09	Quad Cities	Mid	0-0	6.00	2	2	0	0	0	3.0	5	3	2	0	0	2	2	0	0
10	Quad Cities	Mid	7-5	3.62	24	24	0	0	0	104.1	97	51	42	7	3	33	140	2	1
11	Palm Beach	FSL	2-3	2.89	9	9	0	0	0	53.0	40	20	17	2	1	20	81	6	0
	Springfield	TEX	9-3	2.70	16	16	0	0	0	86.2	72	28	26	2	4	33	89	3	2
Minor League Totals			18-11	3.17	51	51	0	0	0	247.0	214	102	87	11	8	88	312	11	3

2011 Season:

- Rated as St. Louis Cardinals #1 prospect in 2010, 2011 and 2012
- Named Cardinals Pitcher of the Year 2010 and 2011
- Rated Best Fastball in Organization according to *Baseball America*
- Ranked 1st in the organization with 170 K, 2nd in wins (11)
- Has appeared in last two MLB Futures Games
- 2009: Threw four no-hitters in high school and compiled a 10-2 record with a 1.90 ERA and 153 K in 77 IP (17.89 K/9 IP)

Audry PEREZ • C

Height - 5'9 Bats - R Born - 12/23/88 at Sabana Grande de Palenque, DR
 Weight - 180 Throws - R Resides - Santo Domingo, DR

HOW OBTAINED - Signed by the Cardinals as a minor league free agent on March 20, 2008



YR	CLUB	LG	AVG	G	AB	R	H	2B	3B	HR	RBI	SH	SF	HP	BB	SO	SB	CS	E
08	GCL Cardinals	GCL	.273	4	11	0	3	0	0	0	2	1	1	1	0	0	0	0	0
09	Johnson City	Appy	.258	40	128	22	33	7	1	9	23	0	0	0	8	28	1	0	0
10	Batavia	NYP	.315	45	165	25	52	11	0	4	47	0	4	5	11	33	2	3	1
11	Palm Beach	FSL	.291	22	86	7	25	4	0	3	10	0	0	0	2	13	0	0	3
	Springfield	TEX	.261	59	230	28	60	15	0	8	37	3	3	2	5	29	0	0	10
Minor League Totals			.289	216	797	111	230	52	1	31	159	9	4	9	31	119	6	5	14

2011 Season:

- Promoted to Springfield 5/13
- Game winning walk off hits 5/26 and 8/13 vs. Corpus Christi
- 4x4 2 RBI 8/10 vs. San Antonio
- Caught 16 of 59 base stealers with SPR (27.1%)

Tommy PHAM • OF

Height - 6'1 **Bats** - R **Born** - 3/8/88 at Las Vegas, NV
Weight - 175 **Throws** - R **Resides** - Las Vegas, NV

SCHOOL - Durango HS

HOW OBTAINED - Cardinals' 16th round selection (496th overall) in the June, 2006 First-Year Player Draft.



YR	CLUB	LG	AVG	G	AB	R	H	2B	3B	HR	RBI	SH	SF	HP	BB	SO	SB	CS	E
06	Johnson City	Appy	.231	54	182	26	42	8	3	1	19	1	2	5	26	42	12	3	22
07	Quad Cities	Mid	.063	14	32	3	2	0	0	0	1	0	0	2	3	9	3	0	1
	Batavia	NYP	.205	67	239	33	49	8	5	2	16	1	0	1	25	60	14	6	1
08	Palm Beach	FSL	.146	27	82	9	12	3	0	1	7	2	0	1	7	30	1	1	0
	Quad Cities	Mid	.218	86	312	51	68	11	4	17	49	2	2	3	27	126	17	4	2
09	Palm Beach	FSL	.232	114	336	47	78	15	5	8	44	3	1	4	36	102	18	6	4
10	Palm Beach	FSL	.262	68	237	42	62	14	4	3	27	1	2	3	42	59	13	4	3
	Springfield	Tex	.339	38	121	19	41	13	1	3	18	0	0	1	18	28	4	2	4
11	Springfield	Tex	.294	40	143	31	42	11	3	5	16	2	2	1	18	40	3	3	2
Minor League Totals			.235	508	1684	261	396	83	25	40	197	12	9	21	202	496	85	29	39

2011 Season:

- Two trips to DL (Right Shoulder) limited Tommy to 40 Games, last 6/5
- Voted Best Outfield Arm in Organization by *Baseball America*
- 10-Game hitting streak 4/21-5/3
- Set Springfield Franchise record for total bases in a game (12) and EBH (4) 8/13/10

Chase REID • RHP

Height - 6'3 **Bats** - L **Born** - 5/17/88 at Fort Southlake, TX
Weight - 215 **Throws** - R **Resides** - Nashville, TN

SCHOOL - Vanderbilt University

HOW OBTAINED - Cardinals' 41st round selection (1,249th overall) in the June, 2010 First-Year Player Draft.



YR	CLUB	LG	W-L	ERA	G	GS	CG	SHO	SV	IP	H	R	ER	HR	HB	BB	SO	WP	BK
10	Batavia	NYP	2-0	2.05	20	0	0	0	2	30.2	16	8	7	2	1	5	43	4	0
11	Springfield	Tex	0-1	3.91	18	0	0	0	0	23.0	19	12	10	1	3	13	17	5	0
	GCL Cardinals	GCL	0-1	4.50	3	1	0	0	0	4.0	4	3	2	1	0	1	3	0	0
	Palm Beach	FSL	2-0	2.28	19	0	0	0	2	27.2	21	7	7	1	0	10	31	1	0
Minor League Totals			4-2	2.74	60	1	0	0	4	85.1	60	30	26	5	4	29	94	10	0

2011 Season:

- Promoted to AA 5/19 @ ARK
- Tallied six scoreless outings between 6/16 and 6/26
- Placed on DL 7/5 with right forearm strain
- Returned to Palm Beach 8/12
- Allowed more than 1 run only once in Palm Beach (8/26 vs. Jupiter)

FRONT OFFICE

2012 CARDINALS

2011 REVIEW

HISTORY

MINOR LEAGUES

TEXAS LEAGUE

MISC.

Starlin RODRIGUEZ • INF**Height** - 5'10 **Bats** - S **Born** - 12/31/89 at Santo Domingo, DR**Weight** - 170 **Throws** - R **Resides** - Santo Cristobal, DR**HOW OBTAINED** - Signed by the Cardinals as a non-drafted Free Agent on 10/29/09

YR	CLUB	LG	AVG	G	AB	R	H	2B	3B	HR	RBI	SH	SF	HP	BB	SO	SB	CS	E
10	GCL Cardinals	GCL	.285	47	151	28	43	6	4	0	13	0	0	8	9	32	14	5	0
	Johnson City	Appy	.400	2	5	0	2	0	0	0	1	0	0	0	1	0	0	0	0
11	Quad Cities	Mid	.263	41	137	18	36	7	3	1	16	3	2	5	11	37	5	2	4
	Palm Beach	FSL	.315	45	165	28	52	9	1	4	20	4	4	6	6	34	3	5	6
Minor League Totals			.287	143	480	81	138	22	8	5	52	7	6	22	32	110	25	13	10

2011 Season:

- Made High-A Debut 6/29 @ Bradenton
- 16 Multi hit games with Palm Beach
- Hit .381 vs. LHP with Palm Beach (24x63). .275 vs. RHP
- Played 2B in all games but one in career

Rainel ROSARIO • OF**Height** - 6'1 **Bats** - R **Born** - 3/29/89 at Santo Domingo, DR**Weight** - 185 **Throws** - R **Resides** - Sabana Perdida, DR**HOW OBTAINED** - Signed by the Cardinals as a non-drafted free agent on 4/4/06.

YR	CLUB	LG	AVG	G	AB	R	H	2B	3B	HR	RBI	SH	SF	HP	BB	SO	SB	CS	E
07	GCL Cardinals	GCL	.096	28	52	4	5	1	1	0	2	0	0	1	12	26	1	0	0
08	GCL Cardinals	GCL	.243	51	169	34	41	12	2	5	20	0	1	5	26	50	9	7	3
09	Johnson City	Appy	.272	36	125	20	34	12	1	1	14	0	0	3	12	35	3	5	6
10	Batavia	NYP	.321	25	78	13	25	4	0	2	9	0	1	0	9	23	0	1	0
	Quad Cities	Mid	.263	39	137	27	36	11	3	7	22	0	2	3	26	37	4	2	1
11	Palm Beach	FSL	.270	122	455	52	123	19	6	9	70	3	5	5	40	112	15	8	3
Minor League Totals			.257	341	1103	162	283	63	13	25	146	3	10	20	131	309	35	25	13

2011 Season:

- Set Career Highs in all offensive categories
- Played 78 games in RF, 38 games in CF and 2 in LF
- Two four hit games in 2011 including 4/12 vs. Port Charlotte (4x5, 2 HR, 4 RBI and 2 R)
- Three four-RBI games (4/12, 6/14 @ St. Lucie and 6/29 @ Bradenton)

Trevor ROSENTHAL • RHP**Height** - 6'2 **Bats** - R **Born** - 5/29/90 at Lee's Summit, MO**Weight** - 190 **Throws** - R **Resides** - Lee's Summit, MO**SCHOOL** - Cowley County Community College (KS)**HOW OBTAINED** - Cardinals' 21st round selection (639th overall) in the June, 2009

First-Year Player Draft.



YR	CLUB	LG	W-L	ERA	G	GS	CG	SHO	SV	IP	H	R	ER	HR	HB	BB	SO	WP	BK
09	GCL Cardinals	GCL	4-1	4.88	14	0	0	0	0	24.0	25	17	13	0	4	10	26	3	1
10	Johnson City	Appy	3-0	2.25	10	6	0	0	1	32.0	23	10	8	1	2	7	30	0	1
11	Quad Cities	Mid	7-7	4.11	22	22	1	0	0	120.1	111	62	55	7	13	39	133	7	0
Minor League Totals			14-8	3.88	46	28	1	0	1	176.1	159	89	76	8	19	56	189	10	2

2011 Season:

- First full season as a pro and set career highs in all categories, 4th in Org in K's
- 7/22 @ Lake County allowed a lead off single in the 1st and did not allow another hit in 8.2 IP (W, 1 R, 1 BB, 8 K)
- Allowed 3 ER or less in all but four starts
- Invited to Major League Spring Training

Francisco SAMUEL • RHP**Height** - 6'2 **Bats** - R **Born** - 12/20/86 at San Pedro de Macoris, DR**Weight** - 185 **Throws** - R **Resides** - San Pedro de Macoris, DR**HOW OBTAINED** - Signed by the Cardinals as a non-drafted free agent 6/13/06

YR	CLUB	LG	W-L	ERA	G	GS	CG	SHO	SV	IP	H	R	ER	HR	HB	BB	SO	WP	BK
07	GCL Cardinals	GCL	0-4	9.53	13	6	0	0	0	34.0	43	42	36	2	5	35	40	15	1
08	Quad Cities	Mid	2-0	1.23	5	0	0	0	1	7.1	4	3	1	0	0	5	9	2	1
	Palm Beach	FSL	4-6	3.04	54	0	0	0	29	56.1	39	20	19	3	4	48	85	10	2
09	Springfield	TEX	3-4	5.66	52	0	0	0	22	47.2	36	33	30	2	7	46	59	9	1
10	Palm Beach	FSL	0-0	0.00	3	0	0	0	1	3.0	1	0	0	0	0	1	6	0	0
	Springfield	TEX	2-0	3.63	22	0	0	0	6	22.1	18	12	9	3	3	16	27	4	0
	Memphis	PCL	1-0	4.63	13	0	0	0	0	11.2	8	8	6	0	0	18	10	4	0
11	GCL Cardinals	GCL	0-0	0.00	1	1	0	0	0	1.0	0	0	0	0	0	0	2	0	0
	Palm Beach	FSL	0-2	18.69	5	0	0	0	0	4.1	7	9	9	0	0	6	6	3	0
	Springfield	TEX	0-1	10.38	11	0	0	0	0	8.2	11	13	10	0	0	10	9	4	0
Minor League Totals			13-20	5.66	190	11	0	0	59	213.0	191	159	134	10	22	204	270	57	5

2011 Season:

- Injuries slowed Samuel in 2011, Placed on DL with SPR 8/15-9/1 with strained right forearm
- Allowed one run in first 6 games with Springfield

Scott SCHNEIDER • RHP**Height** - 6'0 **Bats** - R **Born** - 6/7/88 at San Diego, CA**Weight** - 175 **Throws** - R **Resides** - Fallbrook, CA**SCHOOL** - St. Mary's University (CA)**HOW OBTAINED** - Cardinals' 20th round selection (609th overall) in the June, 2009 First-Year Player Draft.

YR	CLUB	LG	W-L	ERA	G	GS	CG	SHO	SV	IP	H	R	ER	HR	HB	BB	SO	WP	BK
08	Batavia	NYP	2-0	0.92	12	5	0	0	1	39.1	25	8	4	0	2	8	47	1	0
09	Quad Cities	Mid	1-3	3.45	5	5	1	0	0	31.1	26	17	12	3	2	5	29	3	0
10	Quad Cities	Mid	5-2	3.11	14	8	1	0	2	63.2	40	25	22	3	3	18	65	5	0
	Palm Beach	FSL	3-7	3.77	13	13	1	0	0	74.0	77	31	31	5	3	22	50	6	0
11	Springfield	TEX	7-10	5.98	35	20	0	0	0	117.1	133	96	78	15	5	48	88	11	4
Minor League Totals			18-22	4.06	79	51	3	0	3	325.2	301	177	147	26	15	101	279	26	4

2011 Season:

- Started Opening Night for Springfield @ Frisco 4/7
- As a starter: 5-10, 6.23 ERA
- As a reliever 2-0, 4.91 ERA in 15 appearances
- Opponents hitting .241 vs Schneider in 3 pro seasons

Xavier SCRUGGS • INF**Height** - 6'1 **Bats** - R **Born** - 9/27/87 at Whittier, CA**Weight** - 220 **Throws** - R **Resides** - Poway, CA**SCHOOL** - University of Nevada Las Vegas**HOW OBTAINED** - Cardinals' 19th round selection (575th overall) in June 2008 First Year Player Draft

YR	CLUB	LG	AVG	G	AB	R	H	2B	3B	HR	RBI	SH	SF	HP	BB	SO	SB	CS	E
08	Batavia	NYP	.219	61	215	23	47	17	0	6	33	0	2	5	19	68	0	1	12
09	Batavia	NYP	.234	41	145	21	34	7	0	7	26	0	1	4	21	48	1	1	5
	Palm Beach	FSL	.295	34	129	17	38	7	1	7	33	0	0	2	23	43	2	1	9
10	Palm Beach	FSL	.269	87	316	42	85	18	1	13	53	0	3	8	53	107	3	0	7
	Springfield	Tex	.245	33	110	16	27	6	0	8	21	0	0	2	10	36	0	0	3
11	Palm Beach	FSL	.260	117	411	57	107	27	3	21	63	1	6	13	63	125	4	1	13
Minor League Totals			.255	373	1326	176	338	82	5	62	229	1	12	34	143	427	10	4	49

2011 Season:

- Set career high with 21 HR in 2011
- Recorded two 2-HR games (8/8 vs. Ft. Myers and 8/12 @ Ft. Myers)
- 42 HR last two season combined
- Ranked 4th in STL Org. with 21 HR

Kevin SIEGRIST • LHP**Height** - 6'5 **Bats** - L **Born** - 7/20/89 at Buffalo, NY**Weight** - 190 **Throws** - L **Resides** - Wellington, FL**SCHOOL** - Palm Beach Community College**HOW OBTAINED** - Cardinals' 41st round selection (1,235th overall) in the June, 2007

First Year Player Draft



YR	CLUB	LG	W-L	ERA	G	GS	CG	SHO	SV	IP	H	R	ER	HR	HB	BB	SO	WP	BK
08	GCL Cardinals	GCL	0-0	1.38	7	2	0	0	0	13.0	3	3	2	0	1	3	11	1	0
09	Batavia	NYP	1-0	3.86	10	4	0	0	2	28.0	30	14	12	4	5	11	23	2	0
10	Batavia	NYP	0-1	7.29	7	4	0	0	0	21.0	24	17	17	1	3	16	14	2	0
	Johnson City	Appy	4-3	1.93	7	5	0	0	0	32.2	28	12	7	3	4	6	31	1	0
11	Quad Cities	Mid	8-1	1.15	9	8	0	0	0	54.2	38	12	7	1	0	15	34	4	0
	Palm Beach	FSL	0-3	3.42	11	11	0	0	0	52.2	44	23	20	3	2	30	45	4	0
Minor League Totals			13-8	2.90	51	34	0	0	2	202.0	167	81	65	12	15	81	158	14	0

2011 Season:

- Made High-A debut 6/5 vs. St Lucie (ND, 6 IP, ER, 3 H, 2 BB, 5K)
- Allowed 3 ER or less in all but three starts all season
- Opponents hitting just .225 vs. Siegrist in 3+ seasons
- Non-Roster Invitee to Major League Spring Training in 2012

Jesse SIMPSON • RHP**Height** - 6'0 **Bats** - R **Born** - 1/29/87 at Baton Rouge, LA**Weight** - 180 **Throws** - R **Resides** - Zachary, LA**SCHOOL** - College of Charleston**HOW OBTAINED** - Cardinals' 40th round selection (1,209th overall) in the June, 2009

First Year Player Draft



YR	CLUB	LG	W-L	ERA	G	GS	CG	SHO	SV	IP	H	R	ER	HR	HB	BB	SO	WP	BK
09	Johnson City	Appy	3-0	1.24	8	4	0	0	0	29.0	18	5	4	1	2	7	28	3	0
	Batavia	NYP	0-1	2.78	7	3	0	0	0	22.2	17	7	7	0	0	10	30	2	0
10	Quad Cities	Mid	3-2	2.87	36	0	0	0	4	59.2	44	21	19	3	1	28	68	6	0
	Palm Beach	FSL	2-1	4.05	10	0	0	0	0	13.1	14	7	6	0	1	7	11	1	0
11	Springfield	TEX	1-0	5.56	18	0	0	0	1	22.2	25	14	14	5	0	7	17	3	0
	Palm Beach	FSL	6-1	1.54	37	0	0	0	2	46.2	40	10	8	1	2	18	40	3	0
Minor League Totals			15-5	2.69	116	7	0	0	7	194.0	158	64	58	10	6	77	194	19	0

2011 Season:

- Made AA debut 4/23 @ Tulsa
- Had streaks of 5 and 6 scoreless appearances with Springfield
- Career only 7 of 19 in save chances
- Sent back to PB 6/2
- 12 straight appearances without allowing a run to end the season (7/30 last run allowed)
- Allowed 1 run over last 21 games with Palm Beach

Robert STOCK • C

Height - 6'0 Bats - L Born - 11/21/89 at Bellevue, WA

Weight - 175 Throws - R Resides - Westlake Village, CA

SCHOOL - University of Southern California

HOW OBTAINED - Cardinals' 2nd round selection (67th overall) in the June, 2009 First-Year Player Draft.



YR	CLUB	LG	AVG	G	AB	R	H	2B	3B	HR	RBI	SH	SF	HP	BB	SO	SB	CS	E
09	Johnson City	Appy	.322	41	149	25	48	9	2	7	24	0	1	5	11	28	0	1	4
	Quad Cities	Mid	.095	5	21	1	2	0	0	0	0	0	0	1	2	5	0	0	1
10	Quad Cities	Mid	.213	85	310	32	66	17	0	1	31	1	1	0	39	56	2	2	18
11	Quad Cities	Mid	.176	16	51	4	9	2	0	1	6	1	2	0	5	6	1	0	2
	Palm Beach	FSL	.262	42	149	16	39	8	1	1	9	3	1	0	18	17	0	1	0
Minor League Totals			.241	189	680	78	164	36	3	10	70	5	5	6	75	112	3	4	25

2011 Season:

- Made High-A Debut 6/14 @ St. Lucie (3x5, HR, 2 Runs)
- Caught 10 of 40 would be base stealers (25%)
- Has been invited to Major League Spring Training every year since 2010
- Was rated as 10th best Prospect in STL Org. in 2010

Jordan SWAGERTY • RHP

Height - 6'1 Bats - R Born - 7/14/89 at Sachse, TX

Weight - 175 Throws - R Resides - Sachse, TX

HOW OBTAINED - Cardinals' 2nd round selection (75th overall) in the June, 2010 First Year Player Draft



YR	CLUB	LG	W-L	ERA	G	GS	CG	SHO	SV	IP	H	R	ER	HR	HB	BB	SO	WP	BK
11	Quad Cities	Mid	3-1	1.50	5	5	0	0	0	30.0	18	5	5	2	0	2	30	4	0
	Palm Beach	FSL	2-2	1.82	22	7	0	0	5	54.1	42	13	11	1	2	16	52	5	1
	Springfield	TEX	0-0	2.89	9	0	0	0	3	9.1	8	5	3	1	0	5	7	0	0
Minor League Totals			5-3	1.83	36	12	0	0	8	93.2	68	23	19	4	2	23	89	9	1

2011 Season:

- First season in MILB
- Made AA debut 8/14 vs. Corpus Christi (1.0 IP, 2 H, BB, SO)
- Last start came on 6/24 @ Port Charlotte (24 straight relief outings to end season and limit innings)
- 2010 - Pitched in Arizona Fall League (0-1, 3.60 ERA in 5 IP)
- Rated as 10th best Prospect in Cardinals Org. according to *Baseball America*
- Non-Roster Invitee to Major League Spring Training in 2012

Chris SWAUGER • OF**Height** - 6'0 **Bats** - L **Born** - 8/11/86 at Tampa, FL**Weight** - 200 **Throws** - L **Resides** - Odessa, FL**SCHOOL** - The Citadel**HOW OBTAINED** - Cardinals' 26th round selection (785th overall) in the June, 2008

First-Year Player Draft.



YR	CLUB	LG	AVG	G	AB	R	H	2B	3B	HR	RBI	SH	SF	HP	BB	SO	SB	CS	E
08	Batavia	NYP	.291	50	179	28	52	9	1	7	34	1	2	5	12	42	0	0	3
09	Quad Cities	Mid	.296	31	115	28	34	10	2	4	22	0	0	2	9	23	2	1	1
	Palm Beach	FSL	.273	87	289	35	79	19	4	7	41	1	2	6	14	45	4	2	3
10	Palm Beach	FSL	.294	39	160	22	47	13	1	4	26	1	3	3	13	24	5	5	2
	Springfield	Tex	.266	47	154	18	41	4	2	5	22	0	0	1	10	44	0	0	2
11	Springfield	Tex	.296	114	362	52	107	13	2	12	56	1	2	3	24	67	3	4	4
Minor League Totals			.286	368	1259	183	360	68	12	39	201	4	9	20	82	245	14	12	15

2011 Season:

- Set Career highs in Average, Games and HR. 28 Multi-hit games
- Split time between LF (37 games), RF (41 games) and DH (22 games)
- Two 3 RBI games (5/27 vs. Corpus Christi and 7/17 @ NW Arkansas)
- Batted in all 9 spots in the batting order
- Had his second career two-homer game 8/2/10 vs. NWA (4x4, 2 HR, 3 RBI, 3 R)

Oscar TAVERAS • OF**Height** - 6'2 **Bats** - L **Born** - 6/19/92 at Puerto Plata, DR**Weight** - 180 **Throws** - L **Resides** - Sosua, DR**HOW OBTAINED** - Signed by the Cardinals as a non-drafted free agent on 11/15/08

YR	CLUB	LG	AVG	G	AB	R	H	2B	3B	HR	RBI	SH	SF	HP	BB	SO	SB	CS	E
09	DSL Cardinals	DSL	.257	65	237	35	61	13	8	1	42	0	4	3	28	36	9	4	4
10	GCL Cardinals	GCL	.167	7	30	1	5	1	0	0	2	0	0	0	1	5	1	0	1
	Johnson City	Appy	.322	53	211	39	68	13	3	8	43	0	3	3	12	41	8	5	6
11	Quad Cities	Mid	.386	78	308	52	119	27	5	8	62	0	4	3	32	52	1	4	2
Minor League Totals			.322	203	786	127	253	54	16	17	149	0	11	9	73	134	19	13	13

2011 Season:

- Set Career highs in almost all offensive categories
- Split time between LF (11 games), RF (17 games) and DH (43 games)
- Won MWL batting title
- Collected 5 four-hit games (31 multi-hit games)
- Rated as Cardinals 3rd best prospect according to *Baseball America* (top position player)

Kevin THOMAS • RHP**Height** - 6'3 **Bats** - R **Born** - 7/8/86 at Lufkin, TX**Weight** - 215 **Throws** - R **Resides** - Etoile, TX**HOW OBTAINED** - Cardinals' 33rd round selection (995th overall) in the June, 2008

First Year Player Draft



YR	CLUB	LG	W-L	ERA	G	GS	CG	SHO	SV	IP	H	R	ER	HR	HB	BB	SO	WP	BK
08	Johnson City	Appy	2-1	2.65	10	4	0	0	0	34.0	34	15	10	1	3	8	27	6	0
09	Quad Cities	Mid	7-7	4.07	28	21	0	0	1	119.1	116	63	54	6	5	42	55	10	0
10	Palm Beach	FSL	10-2	2.27	29	14	0	0	0	107.0	93	35	27	0	5	38	94	12	0
11	Springfield	Tex	1-7	6.44	33	16	0	0	0	93.2	109	73	67	12	7	49	71	18	0
Minor League Totals			20-17	4.02	100	55	0	0	1	354.0	352	186	158	19	20	137	247	46	0

2011 Season:

- Led TL in Wild Pitches
- STL Org. Pitcher of the Month for May (1-1, 1.21 ERA, 4 ER in 29.2 IP)
- June - 0-4, 12.93 ERA in 6 starts
- Taken out of rotation 7/15 and appeared in 15 straight games out bullpen
- Placed on DL from 7/28 to 8/16
- Non-Roster Invitee to Major League Spring Training in 2011

Niko VASQUEZ • SS/3B**Height** - 6'0 **Bats** - R **Born** - 2/26/89 at Oxnard, CA**Weight** - 170 **Throws** - R **Resides** - Nevada, NV**SCHOOL** - Durango HS (NV)**HOW OBTAINED** - Cardinals' 3rd round selection (91st overall) in the June, 2008

First-Year Player Draft.



YR	CLUB	LG	AVG	G	AB	R	H	2B	3B	HR	RBI	SH	SF	HP	BB	SO	SB	CS	E
08	Johnson City	Appy	.317	55	208	42	66	16	1	4	25	3	0	6	29	52	8	2	9
	Quad Cities	Mid	.128	11	39	6	5	1	0	0	3	1	1	0	4	17	0	0	2
09	Quad Cities	Mid	.197	61	208	27	41	6	1	1	14	3	3	2	28	58	2	2	24
	Batavia	NYP	.209	70	249	19	52	11	2	2	21	0	3	1	26	56	1	1	10
10	Quad Cities	Mid	.242	73	252	36	61	17	1	9	42	1	6	5	55	71	1	3	9
	Palm Beach	FSL	.262	59	206	26	54	15	2	3	28	1	1	1	27	49	0	1	10
11	Springfield	Tex	.225	39	138	17	31	10	0	6	20	1	1	1	13	32	0	0	5
	Palm Beach	FSL	.226	86	287	40	65	14	0	7	35	3	5	5	31	70	3	2	5
Minor League Totals			.236	454	1587	213	375	90	7	32	188	13	20	21	213	405	15	11	74

2011 Season:

- Hit homerun in AA debut 4/7 @ Frisco
- Pinch hit HR 5/21 @ Tulsa , sent to Palm Beach next day
- High School teammates with fellow Cardinals farmhand, Tommy Pham

Boone WHITING • RHP**Height** - 6'1 **Bats** - R **Born** - 8/20/89 at Oakdale, CA**Weight** - 175 **Throws** - R **Resides** - Oakdale, CA**SCHOOL** - Centenary College (NJ)**HOW OBTAINED** - Cardinals' 18th round selection (559th overall) in the June, 2010

First Year Player Draft



YR	CLUB	LG	W-L	ERA	G	GS	CG	SHO	SV	IP	H	R	ER	HR	HB	BB	SO	WP	BK
10	Johnson City	Appy	5-3	3.50	13	9	0	0	0	54.0	54	28	21	6	4	5	68	4	0
11	Quad Cities	Mid	5-2	2.41	30	14	0	0	4	119.2	82	36	32	8	3	24	122	4	2
Minor League Totals			10-5	2.75	43	23	0	0	4	173.2	136	64	53	14	7	29	190	8	2

2011 Season:

- Finished 3rd in Org in ERA (led all full season pitchers)
- Opponents hit just .191 vs. Whiting
- Led MWL in WHIP 0.89, Finished 3rd in MWL in ERA,
- Began season in bullpen, made first start 6/4 @ South Bend (lasted at least 5 IP in all starts)
- Allowed 4 ER or more just once (last start of the year 9/1 vs. Clinton)
- In playoffs (1-0, 4.09 ERA in 2 starts, 11 IP, 5 ER, 12 H, 14 K)

Kolten WONG • 2B**Height** - 5'9 **Bats** - L **Born** - 10/10/90 at Hilo, HI**Weight** - 190 **Throws** - R **Resides** - Hilo, HI**SCHOOL** - University of Hawaii**HOW OBTAINED** - Cardinals' 1st round selection (22nd overall) in the June, 2011

First-Year Player Draft.



YR	CLUB	LG	AVG	G	AB	R	H	2B	3B	HR	RBI	SH	SF	HP	BB	SO	SB	CS	E
11	Quad Cities	Mid	.335	47	194	39	65	15	2	5	25	0	4	3	21	24	9	5	8
Minor League Totals			.335	47	194	39	65	15	2	5	25	0	4	3	21	24	9	5	8

2011 Season:

- Made pro debut 6/27 vs. Cedar Rapids (2x2, 2 RBI, HBP, Run)
- 20 Multi-hit games including 4x4 with 3 runs 8/31 vs. Clinton
- 12 game hit-streak 8/5 - 9/4
- At Hawaii - led team and finished 4th in WAC with .378 average in 2011 (.378, 7 HR, 53 RBI, 23 SB led WAC)
- College teammates with fellow Cardinals farmhand, Greg Garcia ('09 and '10)
- Rated as 5th best prospect in Cardinals Org. according to *Baseball America*

Justin WRIGHT • LHP

Height - 5'9 Bats - L Born - 8/19/89 at Chesterfield, VA

Weight - 175 Throws - L Resides - Chesterfield, VA

SCHOOL - Virginia Polytechnic Institute (VA Tech)

HOW OBTAINED - Cardinals' 47th round selection (1,429th overall) in the June, 2010

First Year Player Draft



YR	CLUB	LG	W-L	ERA	G	GS	CG	SHO	SV	IP	H	R	ER	HR	HB	BB	SO	WP	BK
10	Batavia	NYP	0-0	0.00	5	0	0	0	1	7.2	3	0	0	0	1	2	10	0	0
11	Quad Cities	Mid	5-1	1.26	17	0	0	0	4	35.2	20	8	5	1	2	9	54	2	0
	GCL Cardinals	GCL	0-0	0.00	1	0	0	0	0	1.0	0	0	0	0	0	0	0	0	0
	Palm Beach	FSL	0-0	0.57	14	0	0	0	1	15.2	7	1	1	1	1	9	16	1	0
Minor League Totals			5-1	0.90	37	0	0	0	6	60.0	30	9	6	2	4	20	80	3	0

2011 Season:

- Opponents hitting just .145 vs Wright in career
- Made High-A Debut 7/21 @ Daytona (Lone run allowed on solo HR 8/30 vs Bradenton)
- 2010 - Redcorded a career high 15 K's on 5/27 vs. #6 Georgia Tech in a CG, 4-hit win in ACC Championship



2011 STATISTICS/RESULTS



2011 TEXAS LEAGUE STANDINGS

FIRST HALF	WON	LOST	PCT.	GB	MANAGER
<i>NORTH DIVISION</i>					
Arkansas Travelers.....	36	31	.537	--	Bill Mosiello
Northwest Arkansas Naturals.....	35	32	.522	1.0	Brian Poldberg
Tulsa Drillers.....	33	37	.471	4.5	Duane Espy
Springfield Cardinals.....	32	38	.457	5.5	"Pop" Warner
<i>SOUTH DIVISION</i>					
San Antonio Missions.....	49	21	.700	--	Doug Dascenzo
Frisco RoughRiders.....	40	30	.571	9.0	Steve Buchele
Midland RockHounds.....	27	43	.386	22.0	Steve Scarsons
Coprus Christi Hooks.....	25	45	.357	24.0	Tom Lawless
SECOND HALF					
<i>NORTH DIVISION</i>					
Northwest Arkansas Naturals.....	38	32	.543	--	Brian Poldberg
Tulsa Drillers.....	35	35	.500	3.0	Duane Espy
Arkansas Travelers.....	32	38	.457	6.0	Bobby Mitchell
Springfield Cardinals.....	30	40	.429	8.0	"Pop" Warner
<i>SOUTH DIVISION</i>					
San Antonio Missions.....	45	25	.643	--	Doug Dascenzo
Frisco RoughRiders.....	39	31	.557	6.0	Steve Buechele
Midland RockHounds.....	36	34	.514	9.0	Steve Scarsons
Corpus Christi Hooks.....	25	45	.357	20.0	Tom Lawless

2011 OVERALL STANDINGS

NORTH DIVISION	WON	LOST	PCT	GB	MANAGER
NW Arkansas Naturals	73	64	.533	--	Brian Poldberg
Arkansas Travelers	68	69	.496	5.0	Bill Mosiello
Tulsa Drillers	68	72	.486	6.5	Duane Espy
Springfield Cardinals	62	78	.443	12.5	"Pop" Warner
SOUTH DIVISION					
San Antonio Missions	94	46	.671	--	Doug Dascenzo
Frisco RoughRiders	79	61	.564	15.0	Steve Buechele
Midland RockHounds	63	77	.450	31.0	Steve Scarsons
Corpus Christi Hooks	50	90	.357	44.0	Tom Lawless

ARKANSAS DEFEATS NORTHWEST ARKANSAS 3-1 IN NORTH DIVISION FINALS
 SAN ANTONIO DEFEATS FRISCO 3-1 IN SOUTH DIVISION FINALS

2011 CARDINALS GAME-BY-GAME

	DATE	OPP	W/L	SCORE	WINNER-LOSER-SAVE	RECORD	TIME	ATT
FRONT OFFICE	4/7	@FRI	L	6-2	Boscan-Schneider	0-1	2:38	7,150
	4/8	@FRI	L	7-6 (10)	Hamburger-Castillo	0-2	3:11	10,216
	4/9	@FRI	W	5-3	Rauschenberger-Young-Mulligan	1-2	2:52	11,666
	4/10	@MID	L	6-5 (10)	Barham-Delgado	1-3	3:10	3,529
	4/11	@MID	W	6-4	Zawacki-Lansford-Mulligan	2-3	2:30	3,362
	4/12	@MID	L	2-1 (13)	Barham-Kulik	2-4	3:49	2,884
	4/14	FRI	W	9-4	Frevert-Castillo	3-4	2:48	5,247
	4/16 (1)	FRI	L	6-4 (7)	Brigham-Hooker-Miller	3-5	2:16	-
	4/16 (2)	FRI	W	6-5 (7)	Zawacki-De Los Santos-Mulligan	4-5	2:24	5,729
	4/17	MID	L	4-3	Hollingsworth-Blazek-De Los Santos	4-6	2:46	5,333
2012 CARDINALS	4/18	MID	W	5-3	Schneider-Murray-Mulligan	5-6	2:25	2,888
	4/19	MID	L	14-7	Hernandez-Thomas	5-7	3:08	3,162
	4/20	@TUL	W	6-1	Additon-Riordan	6-7	2:22	3,351
	4/21	@TUL	L	14-4	Scahill-Hooker	6-8	3:06	3,729
	4/22	@TUL	L	7-6 (11)	Weiser-Mulligan	6-9	3:27	6,083
	4/23	@TUL	L	7-4	Nicasio-Schneider	6-10	2:38	5,011
	4/26 (1)	NWA	L	4-3 (7)	Osuna-Rada-Keating	6-11	1:55	-
	4/26 (2)	NWA	W	3-2 (7)	Greenwood-Dwyer-Frevert	7-11	1:50	4,418
	4/27	NWA	W	4-3	Rada-Baumann	8-11	2:24	4,468
	4/28	NWA	L	5-2	Smith-Hooker-Johnson	8-12	2:29	4,681
2011 REVIEW	4/29	TUL	W	7-4	Blazek-Scahill-Frevert	9-12	2:36	5,373
	4/30	TUL	L	3-2	Dodson-Rada-Jorgenson	9-13	2:38	5,028
	5/1	TUL	L	3-0 (7)	Nicasio-Thomas	9-14	2:00	4,403
	5/3	@NWA	W	9-5	Additon-Dwyer-Frevert	10-14	2:51	3,484
	5/4	@NWA	W	2-1	Hooker-Lamb-Rada	11-14	2:30	6,848
	5/5	@NWA	W	5-2	Blazek-Smith-Frevert	12-14	2:45	4,464
	5/6	@NWA	L	10-4	Rollins-Schneider-Johnson	12-15	2:39	6,901
	5/7	ARK	L	5-4	McKiernan-Frevert	12-16	2:51	5,366
	5/8	ARK	L	10-6	Sattler-Zawacki	12-17	2:56	4,714
	5/9	ARK	W	5-4 (11)	Castillo-Brasier	13-17	3:15	4,430
HISTORY	5/10	ARK	W	3-1	Blazek-Reckling-Simpson	14-17	2:13	5,166
	5/13	NWA	L	7-5	Sisk-Greenwood-Keating	14-18	2:58	4,884
	5/14	NWA	L	5-1	Lamb-Kopp	14-19	2:47	5,504
	5/15 (1)	NWA	L	3-0	Smith-Hooker	14-20	1:51	-
	5/15 (2)	NWA	L	8-4	Mozingo-Rada	14-21	2:18	5,055
	5/16	@ARK	W	12-6	Blazek-Reckling	15-21	3:12	3,277
	5/17	@ARK	W	9-7	Schneider-Taylor-Greenwood	16-21	3:24	3,544
	5/18	@ARK	L	3-0	Arenas-Cleto-Meyer	16-22	2:27	3,698
	5/19	@ARK	L	4-2	Shoemaker-Kopp	16-23	2:08	4,524
	5/20	@TUL	W	7-2	Thomas-Riordan	17-23	2:52	5,238
MINOR LEAGUES	5/21	@TUL	L	11-2	Scahill-Blazek	17-24	2:23	7,375
	5/22	@TUL	W	8-6 (12)	Greenwood-Williamson-Freeman	18-24	3:54	5,646
	5/23	@TUL	W	8-7	Freeman-Jorgenson-Greenwood	19-24	3:08	5,443
	5/25	CC	W	12-6	Kopp-Greenwalt	20-24	2:53	4,185
	5/26	CC	W	2-1	Simpson-Urckfitz	21-24	2:41	4,571
	5/27	CC	W	12-4	Blazek-Aristil	22-24	3:02	4,642
	5/28	SAN	L	8-2	Oramas-Schneider	22-25	3:06	5,207
	5/29	SAN	W	5-1	Cleto-Reyes	23-25	2:46	5,116
	5/30	SAN	L	9-8	Spence-Rada-Brach	23-26	2:32	4,728
	6/1	@CC	L	6-5	Gervacio-Greenwood	23-27	2:49	4,817
TEXAS LEAGUE	6/2	@CC	W	9-1	Blazek-Aristil	24-27	2:42	4,985
	6/3	@CC	W	3-1	Miller-Seaton-Freeman	25-27	2:47	5,625
	6/4	@SAN	W	6-4	Kopp-Kelly-Freeman	26-27	2:43	5,793
	6/5	@SAN	L	4-3	Vincent-Rondon	26-28	2:36	3,505
	6/6	@SAN	L	11-1	Castro-Thomas	26-29	2:46	3,017
	6/8	TUL	W	5-3	Cleto-Scahill-Rondon	27-29	2:37	4,514
	6/9 (1)	TUL	W	6-2 (7)	Blazek-Sullivan	28-29	1:39	-
	6/9 (2)	TUL	L	10-5	Turpen-Schneider	28-30	2:46	5,225
	6/10	TUL	W	10-9 (10)	Rondon-Weathers	29-30	3:54	6,025
	6/11	TUL	L	6-5 (10)	Jarrett-Rondon-Weiser	29-31	3:18	6,069
MISC.	6/12	@ARK	L	8-6	Shoemaker-Thomas-Brasier	29-32	2:39	4,467
	6/13	@ARK	L	7-3	Richards-Cleto	29-33	2:37	3,906
	6/14	@ARK	L	8-4	Reckling-Blazek-Fish	29-34	2:45	5,190
	6/15	@ARK	W	8-1	Miller-Taylor	30-34	2:49	4,445
	6/16	@NWA	L	7-1	Baumann-Kopp	30-35	2:15	5,436
	6/17	@NWA	L	15-6	Smith-Thomas	30-36	2:57	6,143
	6/18	@NWA	W	3-1	Schneider-Davies-Rondon	31-36	2:36	5,836
	6/19	@NWA	L	15-10	Herrera-Greenwood	31-37	3:25	4,968
	6/20	ARK	W	14-4	Miller-McKiernan	32-37	2:37	5,373
	6/21	ARK	L	17-6	Carpenter-Kopp	32-38	3:05	4,365

End of First Half (32-38, Fourth Place)

DATE	OPP	W/L	SCORE	WINNER-LOSER-SAVE	RECORD	TIME	ATT
6/22	@ARK	L	13-5	Arenas-Thomas	32-39, 0-1	3:08	4,576
6/23	@ARK	L	13-3	Shoemaker-Schneider	32-40, 0-2	2:33	4,788
6/24	TUL	W	10-5	Blazek-Sullivan	33-40, 1-2	2:54	6,621
6/25	TUL	L	2-0	Houston-Miller-Turpen	33-41, 1-3	2:38	6,438
6/26	TUL	L	6-3	Friedrich-Kopp-Turpen	33-42, 1-4	2:56	5,316
6/27	TUL	L	6-5	Williamson-Rondon-Weiser	33-43, 1-5	2:40	4,239
6/30	@FRI	L	7-6	Castillo-Reid	33-44, 1-6	2:51	5,326
7/1	@FRI	W	9-6	Miller-Pimentel	34-44, 2-6	3:13	10,216
7/2	@FRI	L	3-1	Bleier-Freeman-Tufts	34-45, 2-7	2:30	10,216
7/3	@MID	W	6-3	Blazek-Trinidad-Rondon	35-45, 3-7	2:54	6,791
7/4	@MID	L	15-5	Daley-Thomas	35-46, 3-8	3:17	8,031
7/5	@MID	W	5-3	Gast-Bergmann-Rondon	36-46, 4-8	2:40	3,133
7/7	FRI	W	3-2	Zawacki-Pimentel-Rondon	37-46, 5-8	2:54	4,742
7/8	FRI	L	15-11	Wieland-Schneider	37-47, 5-9	3:40	5,577
7/9	FRI	L	5-3	Bleier-Sanchez-Tufts	37-48, 5-10	2:42	5,831
7/10	MID	L	15-12	Daley-Kelly-Meloan	37-49, 5-11	3:29	5,169
7/11	MID	W	4-3	Kopp-Meloan	38-49, 6-11	2:40	4,110
7/12	MID	W	13-3	Schneider-Haviland	39-49, 7-11	3:14	3,917
7/14	@NWA	L	7-6	Herrera-Rondon	39-50, 7-12	2:58	4,353
7/15	@NWA	W	8-2	Miller-Miner	40-50, 8-12	3:05	5,191
7/16	@NWA	W	7-3	Kelly-Dwyer	41-50, 9-12	2:45	4,947
7/17	@NWA	L	7-5	Hardy-Zawacki-Herrera	41-51, 9-13	3:02	4,466
7/18	TUL	L	13-8	Dodson-Schneider	41-52, 9-14	3:30	3,512
7/19	TUL	L	17-11	Weather-Freeman	41-53, 9-15	3:23	2,928
7/20	TUL	W	12-1	Miller-Riordan	42-53, 10-15	3:02	3,247
7/21	TUL	L	8-4 (11)	Torres-Rondon	42-54, 10-16	3:29	5,707
7/22	@NWA	L	11-6	Odorizzi-Gast	42-55, 10-17	3:05	5,239
7/23	@NWA	W	8-5	Schneider-Dobies-Kopp	43-55, 11-17	3:02	3,930
7/24	@NWA	L	11-7	Smith-Blazek	43-56, 11-18	2:38	3,556
7/25	@NWA	L	5-4	Lebron-Miller-Hardy	43-57, 11-19	3:17	3,033
7/26	ARK	W	7-5	Kelly-Van Mill-Kopp	44-57, 12-19	2:47	4,048
7/27	ARK	W	6-1	Gast-McKiernan	45-57, 13-19	2:35	3,493
7/28	ARK	W	12-6	Schneider-Taylor	46-57, 14-19	2:59	4,411
7/29	NWA	W	11-4	Blazek-Smith	47-57, 15-19	2:49	5,561
7/30	NWA	W	11-5	Schneider-Jeffress	48-57, 16-19	3:31	5,819
7/31	NWA	L	9-1	Dwyer-Kelly	48-58, 16-20	2:44	4,389
8/1	NWA	W	7-1	Gast-Odorizzi	49-58, 17-20	2:53	5,372
8/2	@ARK	W	5-4	Additon-Taylor-Kopp	50-58, 18-20	3:06	3,560
8/3	@ARK	L	11-7	Shoemaker-Blazek	50-59, 18-21	3:14	2,995
8/4	@ARK	W	8-1	Miller-Richards	51-59, 19-21	2:44	3,675
8/5	@TUL	W	4-2	Kelly-Gardner-Kopp	52-59, 20-21	3:02	5,782
8/7 (1)	@TUL	W	9-3 (7)	Gast-Friedrich	53-59, 21-21	2:13	-
8/7 (2)	@TUL	L	4-1 (7)	Scahill-Additon	53-60, 21-22	1:50	4,029
8/8	@TUL	L	12-4	Sullivan-Blazek	53-61, 21-23	2:37	3,617
8/10	SAN	L	11-4	Hernandez-Miller	53-62, 21-24	3:32	4,641
8/11	SAN	L	7-5	Wieland-Kelly-Mikolas	53-63, 21-25	2:46	5,050
8/12	SAN	W	3-1	Additon-Oramas-Rondon	54-63, 22-25	2:44	5,349
8/13	CC	W	8-7 (12)	Freeman-Meszáros	55-63, 23-25	4:15	8,504
8/14	CC	L	5-3 (10)	Villar-Samuel	55-64, 23-26	2:56	4,888
8/15	CC	L	4-2	Clemens-Nieto-Aristil	55-65, 23-27	2:52	3,682
8/17	@SAN	L	6-0	Hernandez-Kelly	55-66, 23-28	2:46	6,493
8/18	@SAN	L	6-2	Oramas-Rondon	55-67, 23-29	2:53	4,739
8/19	@SAN	L	4-1	Wieland-Gast-Mikolas	55-68, 23-30	2:55	3,793
8/20	@CC	L	10-9 (11)	Stoffel-Rondon	55-69, 23-31	3:58	5,722
8/21	@CC	L	9-6	Clemens-Nieto-Stoffel	55-70, 23-32	3:15	5,879
8/22	@CC	W	4-1	Kelly-Abreu-Swagerty	56-70, 24-32	2:58	5,406
8/23	NWA	L	5-4	Lafferty-Rondon-Garcia	56-71, 24-33	3:18	5,067
8/24	NWA	L	4-3 (11)	Garcia-Greenwood-Dobies	56-72, 24-34	3:38	5,201
8/25	NWA	W	1-0	Blazek-Smith-Freeman	57-72, 25-34	2:25	5,977
8/26	NWA	W	9-0	Hooker-Jeffress	58-72, 26-34	3:04	6,932
8/27	@ARK	W	7-3	Kelly-Oye-Swagerty	59-72, 27-34	3:12	7,082
8/28	@ARK	W	6-2	Miller-Shoemaker	60-72, 28-34	3:03	3,850
8/29	@ARK	L	8-2	Scholl-Gast	60-73, 28-35	2:45	4,241
8/30	@TUL	L	4-3	Gardner-Schneider-Torres	60-74, 28-36	2:35	4,487
8/31	@TUL	L	5-1	Scahill-Hooker	60-75, 28-37	2:20	3,580
9/1	@TUL	W	7-3	Kelly-Friedrich	61-75, 29-37	2:55	5,062
9/2	@TUL	W	3-0	Miller-Sullivan-Swagerty	62-75, 30-37	2:25	7,912
9/3	ARK	L	7-4	Scholl-Gast-Carpenter	62-76, 30-38	2:53	8,169
9/4	ARK	L	10-4	Arenas-Schneider	62-77, 30-39	2:53	8,472
9/5	ARK	L	11-1	McKiernan-Hooker	62-78, 30-40	2:55	9,554

Regular Season Complete (62-78, 30-40)



Michael Blazek finished second in the Texas league with 128 strikeouts, T-3rd in wins (11), set a new Springfield record for K's in a season and was a Mid-Season All-Star.

ESCAPE
 TO  *Cardinals* **BASEBALL**

2011 SPRINGFIELD AWARD WINNERS

FRONT OFFICE
2012 CARDINALS
2011 REVIEW
HISTORY
MINOR LEAGUES
TEXAS LEAGUE
MISC.

TEXAS LEAGUE PLAYERS AND PITCHERS OF THE WEEK

April 18 - April 25 **Alex Castellanos**.....Hit .360 (9x25) with 4 HR, 2B, 3B, 5 R and 8 RBI
 May 2 - May 9 **Deryk Hooker**.....Two Starts (1-0) with a 2.25 ERA allowing 3 R in 12 IP
 May 16 - May 23 **Alex Castellanos**.....Hit .448 (13x29) with 3 HR, 4 2B, 10 R and 8 RBI
 July 25 - Aug. 1 **Ryan Jackson**.....Hit .375 (9x24) with an HR, 8 RBI, 3 2B, 3B, and 7 R
 Aug. 22 - Aug. 29 **Deryk Hooker**.....One start (1-0) 0 Runs in 6.1 IP allowing just one hit

CARDINALS SELECTED TO ALL-STAR GAME

(held at Nelson Wolff Stadium in San Anotnio, TX on 6/29/11)

Matt Adams, 1B (Starter)....1 hit (HR) in 4 at-bats
Michael Blazek, P....0.1 IP with 1 BB and 1 strikeout
Alex Castellanos, OF (Starter).....0 hits in 2 at-bats
Michael Cleto, P.....DNP (Triple-A)
Sam Freeman, P.....Pitched 1 inning allowed 0 runs on 0 hits with 1 strikeout
Ryan Jackson, SS.....1 hit in 2 at-bats with a 2B and 1 run scored

CARDINALS SELECTED TO POST-SEASON ALL-STAR TEAM

(announced near end of season)
Matt Adams, 1B (Player of the Year)
Ryan Jackson, SS
Shelby Miller, P

2011 CARDINALS FINAL BATTING STATISTICS

CARDINALS INDIVIDUAL BATTING TOTALS

BATTERS	AVG	G	AB	R	H	2B	3B	HR	RBI	TB	BB	IBB	SO	SB	CS	OBP	SLG	OPS	SF	SAC	HBP	DP	E
Adams, Matt	.300	115	463	80	139	23	2	32	101	262	40	7	90	0	1	.357	.566	.923	6	0	4	12	8
Ahmady, Alan	.117	20	60	5	7	1	0	0	3	8	9	2	15	0	0	.239	.133	.373	1	0	1	1	2
Bolivar, Domnit	.298	16	47	5	14	2	1	1	9	21	3	0	8	1	0	.333	.447	.780	1	2	0	1	0
Castellanos, Alex	.319	93	354	72	113	21	4	19	62	199	24	3	94	10	1	.379	.562	.941	2	0	11	7	9
Cox, Zack	.293	93	352	54	103	19	0	10	48	152	29	1	69	0	1	.355	.432	.787	2	0	6	10	20
Craig, Allen	.000	2	6	0	0	0	0	0	1	0	1	0	1	0	0	.125	.000	.125	1	0	0	0	0
Curtis, Jermaine	.315	90	276	41	87	12	3	5	32	120	38	3	31	0	0	.414	.435	.848	1	5	9	10	6
Cutler, Charles	.333	62	204	37	68	8	3	5	34	97	21	1	28	0	0	.398	.475	.874	3	1	3	6	2
Derba, Nick	.180	30	89	10	16	3	0	2	9	25	15	0	27	0	0	.298	.281	.579	0	3	0	1	2
Duncan, Eric	.274	103	351	60	96	21	1	22	62	185	25	2	78	3	1	.322	.527	.849	6	0	3	8	10
Garcia, Jose	.318	94	318	49	101	15	0	5	38	131	24	1	57	19	7	.374	.412	.786	2	5	6	9	19
Henley, Tyler	.156	15	45	5	7	2	1	1	3	14	8	1	11	1	0	.296	.311	.607	0	0	1	0	0
Hill, Steven	.282	31	131	22	37	5	0	11	26	75	10	1	35	1	0	.326	.573	.899	3	0	0	1	1
Ingram, D'Marcus	.239	25	92	13	22	5	1	1	5	32	9	0	21	2	0	.314	.348	.662	0	4	1	2	0
Jackson, Ryan	.278	135	533	65	148	34	3	11	73	221	44	2	91	2	0	.334	.415	.749	6	12	4	17	19
Jones, Daryl	.269	47	145	26	39	5	1	4	20	58	15	1	33	1	2	.344	.400	.744	1	0	2	1	3
Luna, Aaron	.250	17	52	13	13	4	0	0	1	17	12	0	12	0	1	.409	.327	.736	0	0	2	1	3
Perez, Audry	.261	59	230	28	60	15	0	8	37	99	5	0	29	0	0	.279	.430	.710	3	3	2	6	10
Pham, Thomas	.294	40	143	31	42	11	3	5	16	74	18	0	40	3	3	.372	.517	.889	2	2	1	6	2
Punto, Nick	.333	7	24	3	8	1	0	0	2	9	2	0	3	1	0	.385	.375	.760	0	0	0	0	1
Rapoport, James	.221	39	140	24	31	3	0	0	10	34	19	0	17	6	2	.333	.243	.576	1	1	5	3	2
Robinson, Shane	.484	7	31	8	15	2	0	3	8	26	4	0	1	0	1	.568	.839	1.406	0	0	2	0	0
Solano, Donovan	.228	27	101	5	23	7	0	2	10	36	3	0	16	0	0	.250	.356	.606	0	0	0	3	2
Swauger, Chris	.296	114	362	52	107	13	2	12	56	160	24	1	67	3	4	.343	.442	.785	2	1	3	12	4
Tartamella, Travis	.152	15	46	4	7	1	1	0	5	10	3	0	13	0	0	.204	.217	.421	0	2	0	0	0
Vasquez, Niko	.225	39	138	17	31	10	0	6	20	59	13	1	32	0	0	.294	.428	.722	1	1	1	7	5
Team Total	.278	140	4841	740	1347	246	26	166	696	2143	429	27	961	53	24	.343	.443	.785	44	54	68	125	152

2011 CARDINALS FINAL PITCHING STATISTICS

CARDINALS INDIVIDUAL PITCHING TOTALS

PITCHERS	W	L	ERA	G	GS	CG	SHO	SV	SVO	IP	H	R	ER	HR	HB	BB	IBB	SO	BK	WP	GO/AO	DP	WHIP	AVG
Alderton, Nick	4	1	2.93	10	10	0	0	0	0	61.1	50	23	20	8	4	15	1	48	0	3	0.43	5	1.06	.223
Blazek, Michael	11	6	5.45	24	24	0	0	0	0	133.2	148	90	81	25	9	64	2	128	5	11	1.39	7	1.59	.280
Calhoun, Daniel	0	0	4.66	5	0	0	0	0	0	9.2	16	8	5	2	0	0	0	7	0	1	0.83	1	1.66	.356
Castillo, Richard	1	1	4.30	24	2	0	0	0	0	44.0	61	25	21	4	5	21	1	42	0	6	0.83	4	1.86	.326
Cleto, Maikel	2	2	3.93	7	6	0	0	0	0	34.1	40	19	15	2	5	12	1	36	0	1	0.97	5	1.51	.301
Curtis, Jermaine	0	0	0.00	2	0	0	0	0	0	1.2	0	0	0	0	0	0	0	1	0	0	0.33	0	0.00	.000
Delgado, Ramon	0	1	9.00	2	0	0	0	0	0	3.0	6	3	3	0	1	2	1	2	0	0	0.67	1	2.67	.462
Freeman, Samuel	2	2	3.03	52	0	0	0	3	3	59.1	53	28	20	5	2	28	0	52	1	3	0.88	4	1.37	.240
Frevert, Matthew	1	1	7.50	14	0	0	0	4	6	18.0	20	15	15	4	2	8	0	7	0	1	0.69	1	1.56	.286
Gast, John	4	4	4.08	13	13	1	0	0	0	79.1	80	42	36	9	4	33	0	54	0	4	1.32	6	1.42	.266
Greenwood, Nick	2	4	4.31	59	0	0	0	2	6	77.1	79	42	37	9	5	21	0	52	0	5	1.84	6	1.29	.266
Hooker, Deryk	2	6	4.94	11	11	0	0	0	0	58.1	58	34	32	8	5	18	0	39	0	3	1.07	3	1.30	.266
Kelly, Joe	6	4	5.01	11	11	0	0	0	0	59.1	70	40	33	7	5	25	2	51	1	2	2.42	8	1.60	.306
King, Blake	0	0	13.50	2	0	0	0	0	0	1.1	7	2	2	1	0	4	0	0	0	0	1.00	0	8.25	.875
Kopp, David	3	5	5.95	23	9	0	0	4	5	65.0	76	50	43	12	6	25	1	40	1	4	1.53	8	1.55	.288
Kulik, Ryan	0	1	8.38	7	0	0	0	0	0	9.2	15	12	9	1	2	8	0	6	2	2	1.63	1	2.38	.357
Lyman, Jeff	0	0	5.23	17	0	0	0	0	0	20.2	18	12	12	4	0	13	2	17	0	2	0.67	0	1.50	.228
Miller, Shelby	9	3	2.70	16	16	0	0	0	0	86.2	72	28	26	2	4	33	0	89	2	3	0.85	6	1.21	.229
Mulligan, Casey	0	1	2.57	6	0	0	0	4	6	7.0	4	3	2	1	0	2	0	6	0	0	1.83	0	0.86	.160
Nieto, Arquimedes	0	2	10.00	2	2	0	0	0	0	9.0	14	11	10	2	1	6	1	6	0	1	1.22	2	2.22	.359
Rada, Jose	1	4	6.75	32	0	0	0	1	4	40.0	53	31	30	9	3	15	2	38	1	0	1.19	1	1.70	.319
Rauschenberger, Cory	1	0	1.69	3	0	0	0	0	0	5.1	3	1	1	1	0	3	0	3	0	1	2.00	1	1.13	.167
Reid, Chase	0	1	3.91	18	0	0	0	0	1	23.0	19	12	10	1	3	13	5	17	0	5	1.13	4	1.39	.229
Rondon, Jorge	1	8	9.16	37	0	0	0	7	11	37.1	43	45	38	4	5	33	2	30	0	8	1.48	6	2.04	.295
Samuel, Francisco	0	1	10.38	11	0	0	0	0	0	8.2	11	13	10	0	0	10	0	9	0	4	1.13	0	2.42	.314
Sanchez, Eduardo	0	1	4.15	3	0	0	0	0	1	4.1	3	3	2	0	2	2	0	3	0	2	1.00	0	1.15	.200
Schneider, Scott	7	10	5.98	35	20	0	0	0	1	117.1	133	96	78	15	5	48	1	88	4	11	1.56	9	1.54	.284
Simpson, Jesse	1	0	5.56	18	0	0	0	1	3	22.2	25	14	14	5	0	7	1	17	0	3	1.72	2	1.41	.278
Swagerty, Jordan	0	0	2.89	9	0	0	0	3	5	9.1	8	5	3	1	0	5	0	7	0	0	1.10	1	1.39	.222
Thomas, Kevin	1	7	6.44	33	16	0	0	0	0	93.2	109	73	67	12	7	49	3	71	0	18	2.56	8	1.69	.289
Zawacki, Brett	3	2	8.00	20	0	0	0	0	2	27.0	35	29	24	7	3	11	1	17	0	5	0.97	1	1.70	.304
Team Total	62	78	5.11	140	140	1	3	29	54	1227.1	1329	809	697	161	88	534	27	983	17	109	1.63	101	1.52	.277

2011 CARDINALS LEADERS

BATTING		PITCHING	
Average	Cutler (.333)	ERA (starter)	Miller .2.70
Runs	Adams .80	ERA (reliever)	Freeman 3.03
Hits	Jackson 148	Wins	Blazek 11
OBP	Curtis .414	Losses	Schneider 10
SLG	Adams .566	Games	Greenwood .59
Doubles	Jackson 34	Games Started	Blazek 24
Triples	Castellanos 4	Complete Games	Gast 1
Home Runs	Adams 32	Saves	Rondon 7
RBI's	Adams 101	Shutouts	N/A 0
Walks	Jackson 44	Innings Pitched	Blazek 133.2
Strikeouts	Castellanos 94	Strikeouts	Blazek 128
Games	Jackson 135	Walks	Blazek 64
At-Bats	Jackson 533		
Stolen Bases	Garcia 19		
Caught Stealing	Garcia 7		

2011 CARDINALS BATTING TOTALS

CARDINALS HOME BATTING

PLAYER	AVG	G	AB	R	H	2B	3B	HR	RBI	BB	SO	SB	CS	SLG	OBP	E
Adams, Matt	.320	57	222	44	71	13	1	15	44	19	43	0	1	.590	.371	5
Ahmady, Alan	.086	10	35	2	3	0	0	0	0	3	11	0	0	.086	.179	1
Bolivar, Domnit	.368	8	19	2	7	2	1	1	6	2	4	1	0	.737	.409	0
Castellanos, Alex	.369	46	168	36	62	9	2	9	34	9	42	3	1	.607	.414	3
Cox, Zack	.303	47	185	34	56	11	0	6	27	18	37	0	0	.459	.368	9
Craig, Allen	.000	2	6	0	0	0	0	0	1	1	1	0	0	.000	.125	0
Curtis, Jermaine	.275	44	120	21	33	4	0	4	10	17	12	0	0	.408	.383	5
Cutler, Charles	.317	33	104	19	33	7	0	2	14	11	18	0	0	.442	.376	0
Derba, Nick	.162	14	37	4	6	0	0	1	4	8	12	0	0	.243	.311	0
Duncan, Eric	.267	53	176	26	47	10	0	10	34	10	39	0	0	.494	.314	4
Garcia, Jose	.280	46	157	24	44	6	0	5	23	14	31	6	2	.414	.351	11
Henley, Tyler	.167	8	18	3	3	1	0	0	0	5	3	0	0	.222	.348	0
Hill, Steven	.339	15	62	15	21	4	0	7	14	5	20	1	0	.742	.382	1
Ingram, D'Marcus	.238	11	42	4	10	1	1	0	3	2	11	0	0	.310	.273	0
Jackson, Ryan	.281	69	270	35	76	23	1	7	43	16	45	1	0	.452	.322	13
Jones, Daryl	.349	25	83	15	29	4	0	4	19	7	18	1	1	.542	.402	2
Luna, Aaron	.417	5	12	5	5	1	0	0	1	5	3	0	0	.500	.588	0
Perez, Audry	.322	30	115	15	37	11	0	4	20	3	18	0	0	.522	.342	6
Pham, Thomas	.313	22	80	17	25	9	1	4	9	7	23	3	1	.600	.364	0
Punto, Nick	.333	7	24	3	8	1	0	0	2	2	3	1	0	.375	.385	1
Rapoport, James	.239	18	67	10	16	1	0	0	5	6	7	3	1	.254	.320	0
Robinson, Shane	.529	4	17	6	9	1	0	3	5	3	1	0	0	1.118	.619	0
Solano, Donovan	.262	11	42	3	11	2	0	1	4	2	10	0	0	.381	.295	2
Swauger, Chris	.301	59	186	30	56	7	2	8	30	11	34	0	2	.489	.343	2
Tartamella, Travis	.167	6	18	1	3	0	0	0	3	1	4	0	0	.167	.211	0
Vasquez, Niko	.246	20	65	6	16	5	0	3	8	6	19	0	0	.462	.306	2
Team Total	.291	70	2382	387	693	135	9	95	365	202	489	20	9	.475	.350	79

FRONT OFFICE

2012 CARDINALS

2011 REVIEW

HISTORY

MINOR LEAGUES

TEXAS LEAGUE

MISC.

2011 CARDINALS BATTING TOTALS

CARDINALS ROAD BATTING

PLAYER	AVG	G	AB	R	H	2B	3B	HR	RBI	BB	SO	SB	CS	SLG	OBP	E
Adams, Matt	.282	58	241	36	68	10	1	17	57	21	47	0	0	.544	.343	3
Ahmady, Alan	.160	10	25	3	4	1	0	0	3	6	4	0	0	.200	.313	1
Bolivar, Domnit	.250	8	28	3	7	0	0	0	3	1	4	0	0	.250	.276	0
Castellanos, Alex	.274	47	186	36	51	12	2	10	28	15	52	7	0	.522	.348	6
Cox, Zack	.281	46	167	20	47	8	0	4	21	11	32	0	1	.401	.341	11
Curtis, Jermaine	.346	46	156	20	54	8	3	1	22	21	19	0	0	.455	.437	1
Cutler, Charles	.350	29	100	18	35	1	3	3	20	10	10	0	0	.510	.421	2
Derba, Nick	.192	16	52	6	10	3	0	1	5	7	15	0	0	.308	.288	2
Duncan, Eric	.280	50	175	34	49	11	1	12	28	15	39	3	1	.560	.330	6
Garcia, Jose	.354	48	161	25	57	9	0	0	15	10	26	13	5	.410	.398	8
Henley, Tyler	.148	7	27	2	4	1	1	1	3	3	8	1	0	.370	.258	0
Hill, Steven	.232	16	69	7	16	1	0	4	12	5	15	0	0	.420	.276	0
Ingram, D'Marcus	.240	14	50	9	12	4	0	1	2	7	10	2	0	.380	.345	0
Jackson, Ryan	.274	66	263	30	72	11	2	4	30	28	46	1	0	.376	.346	6
Jones, Daryl	.161	22	62	11	10	1	1	0	1	8	15	0	1	.210	.268	1
Luna, Aaron	.200	12	40	8	8	3	0	0	0	7	9	0	1	.275	.347	3
Perez, Audry	.200	29	115	13	23	4	0	4	17	2	11	0	0	.339	.217	4
Pham, Thomas	.270	18	63	14	17	2	2	1	7	11	17	0	2	.413	.382	2
Rapoport, James	.205	21	73	14	15	2	0	0	5	13	10	3	1	.233	.344	2
Robinson, Shane	.429	3	14	2	6	1	0	0	3	1	0	0	1	.500	.500	0
Solano, Donovan	.203	16	59	2	12	5	0	1	6	1	6	0	0	.339	.217	0
Swauger, Chris	.290	55	176	22	51	6	0	4	26	13	33	3	2	.392	.342	2
Tartamella, Travis	.143	9	28	3	4	1	1	0	2	2	9	0	0	.250	.200	0
Vasquez, Niko	.205	19	73	11	15	5	0	3	12	7	13	0	0	.397	.284	3
Team Total	.266	70	2459	353	654	111	17	71	331	227	472	33	15	.412	.335	73

FRONT OFFICE

2012 CARDINALS

2011 REVIEW

HISTORY

MINOR LEAGUES

TEXAS LEAGUE

MISC.

2011 CARDINALS BATTING TOTALS

VS. RIGHT-HANDED PITCHERS

FRONT OFFICE	PLAYER	AVG	AB	R	H	2B	3B	HR	RBI	BB	SO	SB	CS	SLG	OBP
	Adams, Matt	.308	315	59	97	14	1	23	68	24	54	0	0	.578	.359
	Ahmady, Alan	.158	38	3	6	1	0	0	2	3	8	0	0	.184	.238
	Bolivar, Domnit	.296	27	1	8	1	1	0	8	2	6	0	0	.407	.333
2012 CARDINALS	Castellanos, Alex	.310	239	54	74	11	3	12	40	16	75	10	1	.531	.367
	Cox, Zack	.310	255	40	79	15	0	10	37	18	44	0	1	.486	.356
	Craig, Allen	.000	6	0	0	0	0	0	1	1	1	0	0	.000	.125
	Curtis, Jermaine	.349	166	28	58	9	3	3	19	19	19	0	0	.494	.435
	Cutler, Charles	.325	154	28	50	6	2	4	21	18	20	0	0	.468	.402
	Derba, Nick	.158	57	6	9	1	0	2	8	11	18	0	0	.281	.294
2011 REVIEW	Duncan, Eric	.287	275	48	79	18	1	16	44	19	54	3	1	.535	.331
	Garcia, Jose	.300	207	31	62	12	0	2	26	15	38	14	3	.386	.360
	Henley, Tyler	.162	37	5	6	2	1	1	3	8	9	0	0	.351	.311
	Hill, Steven	.311	90	17	28	3	0	8	20	7	23	1	0	.611	.350
	Ingram, D'Marcus	.200	65	9	13	3	1	1	4	6	16	2	0	.323	.278
	Jackson, Ryan	.254	366	40	93	21	2	7	50	28	68	1	0	.380	.309
HISTORY	Jones, Daryl	.262	107	18	28	3	1	4	14	11	26	1	2	.421	.339
	Luna, Aaron	.184	38	8	7	2	0	0	1	7	7	0	1	.237	.326
	Perez, Audry	.255	141	18	36	11	0	4	23	3	20	0	0	.418	.279
	Pham, Thomas	.305	95	19	29	8	2	3	13	11	28	2	2	.526	.370
	Punto, Nick	.381	21	3	8	1	0	0	2	2	3	1	0	.429	.435
MINOR LEAGUES	Rapoport, James	.204	103	18	21	3	0	0	6	13	10	6	1	.233	.314
	Robinson, Shane	.571	21	6	12	2	0	3	8	3	1	0	1	1.095	.640
	Solano, Donovan	.181	72	2	13	4	0	1	5	3	12	0	0	.278	.213
	Swauger, Chris	.287	258	36	74	9	2	9	39	18	49	2	3	.442	.337
	Tartamella, Travis	.188	32	4	6	1	1	0	5	3	13	0	0	.281	.257
	Vasquez, Niko	.202	84	9	17	5	0	3	13	9	18	0	0	.369	.287
TEXAS LEAGUE	Team Total	.276	3351	518	924	169	21	117	485	286	672	43	16	.443	.338

MISC.

2011 CARDINALS BATTING TOTALS

VS. LEFT-HANDED PITCHERS

PLAYER	AVG	AB	R	H	2B	3B	HR	RBI	BB	SO	SB	CS	SLG	OBP
Adams, Matt	.284	148	21	42	9	1	9	33	16	36	0	1	.541	.352
Ahmady, Alan	.045	22	2	1	0	0	0	1	6	7	0	0	.045	.241
Bolivar, Domnit	.300	20	4	6	1	0	1	1	1	2	1	0	.500	.333
Castellanos, Alex	.339	115	18	39	10	1	7	22	8	19	0	0	.626	.402
Cox, Zack	.247	97	14	24	4	0	0	11	11	25	0	0	.289	.351
Curtis, Jermaine	.264	110	13	29	3	0	2	13	19	12	0	0	.345	.383
Cutler, Charles	.360	50	9	18	2	1	1	13	3	8	0	0	.500	.386
Derba, Nick	.219	32	4	7	2	0	0	1	4	9	0	0	.281	.306
Duncan, Eric	.224	76	12	17	3	0	6	18	6	24	0	0	.500	.291
Garcia, Jose	.351	111	18	39	3	0	3	12	9	19	5	4	.459	.402
Henley, Tyler	.125	8	0	1	0	0	0	0	0	2	1	0	.125	.222
Hill, Steven	.220	41	5	9	2	0	3	6	3	12	0	0	.488	.273
Ingram, D'Marcus	.333	27	4	9	2	0	0	1	3	5	0	0	.407	.400
Jackson, Ryan	.329	167	25	55	13	1	4	23	16	23	1	0	.491	.388
Jones, Daryl	.289	38	8	11	2	0	0	6	4	7	0	0	.342	.357
Luna, Aaron	.429	14	5	6	2	0	0	0	5	5	0	0	.571	.600
Perez, Audry	.270	89	10	24	4	0	4	14	2	9	0	0	.449	.280
Pham, Thomas	.271	48	12	13	3	1	2	3	7	12	1	1	.500	.375
Punto, Nick	.000	3	0	0	0	0	0	0	0	0	0	0	.000	.000
Rapoport, James	.270	37	6	10	0	0	0	4	6	7	0	1	.270	.386
Robinson, Shane	.300	10	2	3	0	0	0	0	1	0	0	0	.300	.417
Solano, Donovan	.345	29	3	10	3	0	1	5	0	4	0	0	.552	.345
Swauger, Chris	.317	104	16	33	4	0	3	17	6	18	1	1	.442	.357
Tartamella, Travis	.071	14	0	1	0	0	0	0	0	0	0	0	.071	.071
Vasquez, Niko	.259	54	8	14	5	0	3	7	4	14	0	0	.519	.305
Team Total	.284	1490	222	423	77	5	49	211	143	289	10	8	.441	.352

FRONT OFFICE

2012 CARDINALS

2011 REVIEW

HISTORY

MINOR LEAGUES

TEXAS LEAGUE

MISC.

2011 CARDINALS PITCHING TOTALS

CARDINALS HOME PITCHING

PITCHERS	W-L	ERA	G	GS	CG	SHO	SV	IP	H	R	ER	HR	HB	BB	SO	WP	AVG
Additon, Nick	1-0	3.48	5	5	0	0	0	31.0	28	12	12	4	1	10	24	0	.243
Blazek, Michael	7-1	3.97	10	10	0	0	0	59.0	59	30	26	12	6	21	63	6	.258
Calhoun, Daniel	0-0	4.32	4	0	0	0	0	8.1	15	7	4	2	0	0	7	1	.375
Castillo, Richard	1-0	4.56	13	2	0	0	0	23.2	30	12	12	3	1	12	24	3	.300
Cleto, Maikel	2-0	3.00	4	3	0	0	0	18.0	19	7	6	2	2	7	24	0	.284
Freeman, Samuel	1-1	4.45	27	0	0	0	1	32.1	31	21	16	4	2	18	28	2	.254
Frevert, Matthew	1-1	8.25	9	0	0	0	2	12.0	13	11	11	3	2	6	6	0	.283
Gast, John	2-1	2.63	6	6	0	0	0	37.2	36	13	11	5	1	12	27	0	.257
Greenwood, Nick	1-2	2.33	31	0	0	0	0	46.1	36	14	12	4	5	13	40	3	.217
Hooker, Deryk	1-4	5.18	6	6	0	0	0	33.0	32	21	19	6	3	11	27	3	.262
Kelly, Joe	1-3	7.83	5	5	0	0	0	23.0	34	26	20	5	4	15	29	1	.366
Kopp, David	2-3	7.20	14	6	0	0	1	40.0	50	38	32	11	4	17	21	1	.299
Kulik, Ryan	0-0	1.80	3	0	0	0	0	5.0	6	4	1	0	1	2	4	1	.286
Lyman, Jeff	0-0	6.39	10	0	0	0	0	12.2	12	9	9	4	0	8	9	1	.245
Miller, Shelby	2-2	3.93	8	8	0	0	0	36.2	33	17	16	2	1	20	41	1	.239
Mulligan, Casey	0-0	0.00	2	0	0	0	2	2.1	0	0	0	0	0	0	1	0	.000
Nieto, Arquimedes	0-1	3.60	1	1	0	0	0	5.0	6	3	2	1	0	3	4	0	.316
Rada, Jose	1-4	9.15	16	0	0	0	0	19.2	32	21	20	8	0	9	18	0	.360
Reid, Chase	0-0	3.27	9	0	0	0	0	11.0	8	5	4	0	1	7	6	2	.195
Rondon, Jorge	1-4	10.13	20	0	0	0	3	21.1	21	26	24	3	5	19	18	4	.266
Samuel, Francisco	0-1	7.94	7	0	0	0	0	5.2	5	7	5	0	0	6	6	2	.238
Sanchez, Eduardo	0-1	4.15	3	0	0	0	0	4.1	3	3	2	0	2	2	3	2	.200
Schneider, Scott	4-6	6.12	18	9	0	0	0	50.0	59	48	34	5	2	23	45	2	.285
Simpson, Jesse	1-0	5.25	10	0	0	0	1	12.0	14	7	7	3	0	3	10	2	.286
Swagerty, Jordan	0-0	0.00	3	0	0	0	0	3.0	3	1	0	0	0	1	2	0	.250
Thomas, Kevin	0-3	3.72	17	9	0	0	0	55.2	54	28	23	6	4	28	42	10	.255
Zawacki, Brett	2-1	11.20	9	0	0	0	0	13.2	24	22	17	6	2	4	13	1	.364
Team Total	31-39	4.96	70	70	0	2	10	624.0	663	413	344	99	49	277	543	48	.272

2011 CARDINALS PITCHING TOTALS

CARDINALS ROAD PITCHING

PITCHERS	W-L	ERA	G	GS	CG	SHO	SV	IP	H	R	ER	HR	HB	BB	SO	WP	AVG
Additon, Nick	3-1	2.37	5	5	0	0	0	30.1	22	11	8	4	3	5	24	3	.202
Blazek, Michael	4-5	6.63	14	14	0	0	0	74.2	89	60	55	13	3	43	65	5	.298
Calhoun, Daniel	0-0	6.75	1	0	0	0	0	1.1	1	1	1	0	0	0	0	0	.200
Castillo, Richard	0-1	3.98	11	0	0	0	0	20.1	31	13	9	1	4	9	18	3	.356
Cleto, Maikel	0-2	4.96	3	3	0	0	0	16.1	21	12	9	0	3	5	12	1	.318
Delgado, Ramon	0-1	9.00	2	0	0	0	0	3.0	6	3	3	0	1	2	2	0	.462
Freeman, Samuel	1-1	1.33	25	0	0	0	2	27.0	22	7	4	1	0	10	24	1	.222
Frevert, Matthew	0-0	6.00	5	0	0	0	2	6.0	7	4	4	1	0	2	1	1	.292
Gast, John	2-3	5.40	7	7	1	0	0	41.2	44	29	25	4	3	21	27	4	.273
Greenwood, Nick	1-2	7.26	28	0	0	0	2	31.0	43	28	25	5	0	8	12	2	.328
Hooker, Deryk	1-2	4.62	5	5	0	0	0	25.1	26	13	13	2	2	7	12	0	.271
Kelly, Joe	5-1	3.22	6	6	0	0	0	36.1	36	14	13	2	1	10	22	1	.265
King, Blake	0-0	13.50	2	0	0	0	0	1.1	7	2	2	1	0	4	0	0	.875
Kopp, David	1-2	3.96	9	3	0	0	3	25.0	26	12	11	1	2	8	19	3	.268
Kullik, Ryan	0-1	15.43	4	0	0	0	0	4.2	9	8	8	1	1	6	2	1	.429
Lyman, Jeff	0-0	3.38	7	0	0	0	0	8.0	6	3	3	0	0	5	8	1	.200
Miller, Shelby	7-1	1.80	8	8	0	0	0	50.0	39	11	10	0	3	13	48	2	.220
Mulligan, Casey	0-1	3.86	4	0	0	0	2	4.2	4	3	2	1	0	2	5	0	.235
Nieto, Arquimedes	0-1	18.00	1	1	0	0	0	4.0	8	8	8	1	1	3	2	1	.400
Rada, Jose	0-0	4.43	16	0	0	0	1	20.1	21	10	10	1	3	6	20	0	.273
Rauschenberger, Cory	1-0	1.69	3	0	0	0	0	5.1	3	1	1	1	0	3	3	1	.167
Reid, Chase	0-1	4.50	9	0	0	0	0	12.0	11	7	6	1	2	6	11	3	.262
Rondon, Jorge	0-4	7.88	17	0	0	0	4	16.0	22	19	14	1	0	14	12	4	.328
Samuel, Francisco	0-0	15.00	4	0	0	0	0	3.0	6	6	5	0	0	4	3	2	.429
Schneider, Scott	3-4	5.88	17	11	0	0	0	67.1	74	48	44	10	3	25	43	9	.284
Simpson, Jesse	0-0	5.91	8	0	0	0	0	10.2	11	7	7	2	0	4	7	1	.268
Swagerty, Jordan	0-0	4.26	6	0	0	0	3	6.1	5	4	3	1	0	4	5	0	.208
Thomas, Kevin	1-4	10.42	16	7	0	0	0	38.0	55	45	44	6	3	21	29	8	.333
Zawacki, Brett	1-1	4.73	11	0	0	0	0	13.1	11	7	7	1	1	7	4	4	.224
Team Total	31-39	5.27	70	70	1	1	19	603.1	666	396	353	62	39	257	440	61	.283

FRONT OFFICE

2012 CARDINALS

2011 REVIEW

HISTORY

MINOR LEAGUES

TEXAS LEAGUE

MISC.

2011 CARDINALS PITCHING TOTALS

VS. RIGHT-HANDED BATTERS

	PITCHER	ERA	IP	H	R	ER	HR	HB	BB	SO	WP	AVG
FRONT OFFICE	Additon, Nick	3.54	48.1	43	22	19	8	2	13	37	3	.239
	Blazek, Michael	6.39	80.1	87	62	57	17	7	36	84	4	.282
	Calhoun, Daniel	3.00	6.0	9	5	2	0	0	0	4	0	.321
	Castillo, Richard	3.26	30.1	35	13	11	3	5	9	27	2	.294
	Cleto, Maikel	4.79	20.2	25	13	11	1	5	5	18	1	.305
	Delgado, Ramon	0.00	3.0	1	0	0	0	0	1	2	0	.125
	Freeman, Samuel	3.73	41.0	37	25	17	4	1	20	38	2	.242
	Frevert, Matthew	4.97	12.2	10	7	7	2	1	6	5	1	.217
	Gast, John	3.92	64.1	66	33	28	7	2	29	39	2	.273
	Greenwood, Nick	6.02	46.1	61	36	31	9	3	15	26	2	.311
2012 CARDINALS	Hooker, Deryk	3.38	34.2	29	15	13	4	2	8	25	2	.234
	Kelly, Joe	4.41	34.2	37	20	17	1	5	8	35	1	.282
	King, Blake	***	0.0	5	1	1	0	0	2	0	0	1.000
	Kopp, David	6.37	41.0	46	33	29	5	5	12	24	4	.282
	Kulik, Ryan	1.35	6.2	8	4	1	0	1	4	2	1	.320
	Lyman, Jeff	5.91	10.2	10	7	7	3	0	7	9	1	.238
	Miller, Shelby	2.45	51.1	51	15	14	2	4	9	52	2	.266
	Mulligan, Casey	2.08	4.1	2	1	1	0	0	1	5	0	.133
	Nieto, Arquimedes	3.38	5.1	4	3	2	0	1	2	5	0	.211
	Rada, Jose	5.04	25.0	35	15	14	4	2	7	26	0	.324
2011 REVIEW	Rauschenberger, Cory	2.70	3.1	1	1	1	1	0	1	2	1	.091
	Reid, Chase	3.68	14.2	10	8	6	1	2	8	12	4	.196
	Rondon, Jorge	7.62	26.0	24	27	22	3	3	13	18	3	.250
	Samuel, Francisco	9.53	5.2	8	9	6	0	0	7	7	4	.348
	Sanchez, Eduardo	3.86	2.1	1	1	1	0	2	1	2	2	.143
	Schneider, Scott	6.78	71.2	85	64	54	11	4	24	53	10	.294
	Simpson, Jesse	4.80	15.0	17	8	8	3	0	5	11	1	.279
	Swagerty, Jordan	7.36	3.2	5	5	3	1	0	2	4	0	.278
	Thomas, Kevin	7.71	56.0	67	53	48	9	7	26	46	13	.299
	Zawacki, Brett	10.19	17.2	25	25	20	5	3	6	12	3	.329
HISTORY	Team Total	0.00	784.0	844	531		104	67	287	631	69	.277
MINOR LEAGUES												
TEXAS LEAGUE												
MISC.												

2011 CARDINALS PITCHING TOTALS

VS. LEFT-HANDED BATTERS

PITCHER	ERA	IP	H	R	ER	HR	HB	BB	SO	WP	AVG
Additon, Nick	0.69	13.0	7	1	1	0	2	2	11	0	.159
Blazek, Michael	4.05	53.1	61	28	24	8	2	28	44	7	.277
Calhoun, Daniel	7.36	3.2	7	3	3	2	0	0	3	1	.412
Castillo, Richard	6.59	13.2	26	12	10	1	0	12	15	4	.382
Cleto, Maikel	2.63	13.2	15	6	4	1	0	7	18	0	.294
Delgado, Ramon	*,**	0.0	5	3	3	0	1	1	0	0	1.000
Freeman, Samuel	1.47	18.1	16	3	3	1	1	8	14	1	.235
Frévert, Matthew	13.50	5.1	10	8	8	2	1	2	2	0	.417
Gast, John	4.80	15.0	14	9	8	2	2	4	15	2	.237
Greenwood, Nick	1.74	31.0	18	6	6	0	2	6	26	3	.178
Hooker, Deryk	7.23	23.2	29	19	19	4	3	10	14	1	.309
Kelly, Joe	5.84	24.2	33	20	16	6	0	17	16	1	.337
King, Blake	6.75	1.1	2	1	1	1	0	2	0	0	.667
Kopp, David	5.25	24.0	30	17	14	7	1	13	16	0	.297
Kulik, Ryan	24.00	3.0	7	8	8	1	1	4	4	1	.412
Lyman, Jeff	4.50	10.0	8	5	5	1	0	6	8	1	.216
Miller, Shelby	3.06	35.1	21	13	12	0	0	24	37	1	.171
Mulligan, Casey	3.38	2.2	2	2	1	1	0	1	1	0	.200
Nieto, Arquimedes	19.64	3.2	10	8	8	2	0	4	1	1	.500
Rada, Jose	9.60	15.0	18	16	16	5	1	8	12	0	.310
Rauschenberger, Cory	0.00	2.0	2	0	0	0	0	2	1	0	.286
Reid, Chase	4.32	8.1	9	4	4	0	1	5	5	1	.281
Rondon, Jorge	12.71	11.1	19	18	16	1	2	20	12	5	.380
Samuel, Francisco	12.00	3.0	3	4	4	0	0	3	2	0	.250
Sanchez, Eduardo	4.50	2.0	2	2	1	0	0	1	1	0	.250
Schneider, Scott	4.73	45.2	48	32	24	4	1	24	35	1	.268
Simpson, Jesse	7.04	7.2	8	6	6	2	0	2	6	2	.276
Swagerty, Jordan	0.00	5.2	3	0	0	0	0	3	3	0	.167
Thomas, Kevin	4.54	37.2	42	20	19	3	0	23	25	5	.275
Zawacki, Brett	3.86	9.1	10	4	4	2	0	5	5	2	.256
Team Total	0.00	443.1	485	278		57	21	247	352	40	.278

FRONT OFFICE

2012 CARDINALS

2011 REVIEW

HISTORY

MINOR LEAGUES

TEXAS LEAGUE

MISC.

2011 CARDINALS MONTH-BY-MONTH

FRONT OFFICE

2012 CARDINALS

2011 REVIEW

HISTORY

MINOR LEAGUES

TEXAS LEAGUE

MISC.

PLAYER	AVG	G	AB	R	H	2B	3B	HR	RBI	BB	IBB	SO	SB	CS	OBP	SLG	OPS	SF	SAC	HBP	DP	E
Adams, Matthew	.311	22	90	17	28	4	1	5	18	4	0	15	0	0	.340	.544	.885	0	0	0	3	4
Castellanos, Alex	.329	20	76	13	25	3	2	6	17	2	0	21	2	0	.346	.658	1.004	2	0	1	1	2
Craig, Allen	.000	2	6	0	0	0	0	0	1	1	0	1	0	0	.125	.000	.125	1	0	0	0	0
Curtis, Jermaine	.214	11	28	4	6	1	0	1	4	6	0	5	0	0	.389	.357	.746	0	0	2	3	0
Cutler, Charles	.273	4	11	0	3	0	0	0	0	2	0	4	0	0	.385	.273	.657	0	0	0	0	0
Derba, Nick	.163	15	49	3	8	2	0	1	8	8	0	18	0	0	.281	.265	.546	0	3	0	1	2
Duncan, Eric	.208	10	24	2	5	1	0	0	3	3	1	2	1	1	.321	.250	.571	0	0	1	0	3
Garcia, Jose	.263	20	57	7	15	1	0	0	4	5	1	10	4	0	.354	.281	.635	0	1	3	3	2
Henley, Tyler	.143	14	42	5	6	1	1	1	3	8	1	9	1	0	.294	.286	.580	0	0	1	0	0
Hill, Steven	.188	7	32	2	6	0	0	1	2	3	0	8	0	0	.257	.281	.538	0	0	0	1	0
Jackson, Ryan	.337	22	83	11	28	9	0	1	10	11	1	17	1	0	.411	.482	.892	1	1	0	2	1
Luna, Aaron	.281	10	32	8	9	4	0	0	1	7	0	6	0	1	.410	.406	.817	0	0	0	1	1
Pham, Thomas	.269	20	78	16	21	5	0	5	9	8	0	18	1	1	.330	.526	.855	2	2	0	5	1
Swauger, Chris	.257	12	35	2	9	1	0	1	5	3	0	8	0	0	.333	.371	.705	0	0	1	0	0
Vasquez, Niko	.219	20	73	9	16	6	0	2	9	6	1	20	0	0	.284	.384	.668	1	0	1	2	0
Team Total	.254	22	728	100	185	38	4	24	94	78	5	168	10	3	.333	.416	.749	7	8	11	22	20

PITCHERS	W-L	ERA	G	GS	CG	SHO	SV	SVO	IP	H	R	ER	HR	HB	BB	IBB	SO	BK	WP	GO/AO	DP	WHIP	AVG
Additon, Nick	1-0	2.60	4	4	0	0	0	0	27.2	17	8	8	4	2	1	0	25	0	2	0.69	2	0.65	.181
Blazek, Michael	1-1	5.55	4	4	0	0	0	0	24.1	22	16	15	9	1	8	0	18	1	1	2.06	1	1.23	.242
Castillo, Richard	0-1	2.92	6	2	0	0	0	0	12.1	11	5	4	1	1	6	1	13	0	2	1.1	0	1.38	.234
Delgado, Ramon	0-1	9.00	2	0	0	0	0	0	3.0	6	3	3	0	1	2	1	2	0	0	2	1	2.67	.462
Frevert, Matthew	1-0	7.71	8	0	0	0	2	2	11.2	14	10	10	2	0	5	0	5	0	1	1.67	1	1.63	.311
Greenwood, Nick	1-0	0.00	7	0	0	0	0	0	10.2	5	0	0	0	0	4	0	8	0	1	1.88	0	0.84	.143
Hooker, Deryk	0-3	9.16	4	4	0	0	0	0	18.2	25	19	19	4	1	7	0	14	0	0	1.91	1	1.71	.329
Kulik, Ryan	0-1	8.38	7	0	0	0	0	0	9.2	15	12	9	1	2	8	0	6	2	2	2.17	1	2.38	.357
Mulligan, Casey	0-1	2.57	6	0	0	0	4	6	7.0	4	3	2	1	0	2	0	6	0	0	1.83	0	0.86	.160
Rada, Jose	1-2	6.00	7	0	0	0	0	2	9.0	8	6	6	3	1	3	0	8	0	0	2.25	0	1.22	.229
Rauschenberger, Cory	1-0	1.69	3	0	0	0	0	0	5.1	3	1	1	1	0	3	0	3	0	1	2.67	1	1.13	.167
Schneider, Scott	1-2	2.83	5	5	0	0	0	0	28.2	23	13	9	3	2	8	0	23	0	4	2.86	2	1.08	.223
Simpson, Jesse	0-0	4.76	4	0	0	0	0	0	5.2	6	3	3	2	0	0	0	6	0	2	2.33	0	1.06	.273
Thomas, Kevin	0-1	6.94	3	3	0	0	0	0	11.2	18	13	9	2	2	4	1	5	0	1	3.83	0	1.89	.367
Zawacki, Brett	2-0	2.57	6	0	0	0	0	1	7.0	4	2	2	0	0	3	1	6	0	1	1.8	0	1	.160
Team Total	9-13	4.63	22	22	0	0	6	11	192.1	181	114	99	33	13	64	4	148	3	18	1.84	10	1.27	.251

APRIL

2011 CARDINALS MONTH-BY-MONTH

MAY

PLAYER	AVG	G	AB	R	H	2B	3B	HR	RBI	BB	IBB	SO	SB	CS	OBP	SLG	OPS	SF	SAC	HBP	DP	E
Adams, Matthew	.352	23	88	17	31	7	1	9	25	9	2	19	0	1	.400	.761	1.161	3	0	0	2	1
Ahmady, Alan	.105	18	57	4	6	1	0	0	3	7	1	14	0	0	.212	.123	.335	1	0	1	1	2
Castellanos, Alex	.325	24	83	17	27	6	0	6	19	7	3	18	1	0	.404	.614	1.019	0	0	4	2	1
Cox, Zack	.300	6	20	7	6	0	0	1	4	5	0	7	0	0	.462	.450	.912	0	0	1	1	2
Curtis, Jermaine	.288	19	59	6	17	2	2	1	9	5	0	7	0	0	.364	.441	.804	0	2	2	2	2
Cutler, Charles	.200	8	30	1	6	0	0	0	3	0	0	6	0	0	.200	.200	.400	0	0	0	1	1
Derba, Nick	.161	11	31	5	5	1	0	1	1	5	0	7	0	0	.278	.290	.568	0	0	0	0	0
Duncan, Eric	.227	22	75	10	17	6	0	1	11	4	0	15	0	0	.265	.347	.612	3	0	1	1	1
Garcia, Jose	.318	26	88	12	28	5	0	2	9	8	0	17	1	4	.388	.443	.831	0	0	2	2	5
Henley, Tyler	.333	1	3	0	1	1	0	0	0	0	0	2	0	0	.333	.667	1.000	0	0	0	0	0
Hill, Steven	.409	5	22	7	9	3	0	2	4	1	0	5	1	0	.435	.818	1.253	0	0	0	0	0
Jackson, Ryan	.170	27	100	11	17	4	0	2	9	11	0	15	1	0	.259	.270	.529	0	5	1	5	5
Perez, Audry	.275	12	51	5	14	3	0	2	8	0	0	11	0	0	.269	.451	.720	1	0	0	1	6
Pham, Thomas	.347	15	49	12	17	6	2	0	5	9	0	16	2	1	.448	.551	.999	0	0	0	0	0
Swauger, Chris	.308	21	65	13	20	3	0	2	8	8	1	10	0	1	.392	.446	.838	0	0	1	0	0
Vasquez, Niko	.231	19	65	8	15	4	0	4	11	7	0	12	0	0	.306	.477	.782	0	1	0	5	5
Team Total	.262	27	908	137	238	53	5	33	129	90	7	189	6	7	.335	.441	.775	8	9	13	23	37

PITCHERS	W-L	ERA	G	GS	CG	SHO	SV	SVO	IP	H	R	ER	HR	HB	BB	IBB	SO	BK	WP	GO/AO	DP	WHIP	AVG
Addon, Nick	1-0	3.38	2	2	0	0	0	0	13.1	14	6	5	0	0	4	1	7	0	0	0.47	1	1.35	.269
Blazek, Michael	4-1	4.73	5	5	0	0	0	0	26.2	36	17	14	1	1	11	2	21	2	1	3.00	2	1.76	.319
Castillo, Richard	1-0	3.94	10	0	0	0	0	0	16.0	26	9	7	0	2	8	0	14	0	3	1.06	3	2.13	.361
Cleto, Maikel	1-1	2.63	5	4	0	0	0	0	24.0	23	11	7	1	4	10	0	25	0	0	1.27	3	1.38	.264
Freeman, Samuel	1-0	0.82	11	0	0	0	1	1	11.0	9	1	1	0	0	7	0	9	0	0	0.80	0	1.45	.225
Frevert, Matthew	0-1	7.11	6	0	0	0	2	4	6.1	6	5	5	2	2	3	0	2	0	0	0.30	0	1.42	.240
Greenwood, Nick	1-1	4.15	13	0	0	0	2	5	17.1	17	9	8	5	1	5	0	8	0	1	2.00	1	1.27	.258
Hooker, Deryk	1-1	3.00	3	3	0	0	0	0	18.0	15	6	6	3	0	7	0	13	0	1	1.07	1	1.22	.238
King, Blake	0-0	13.50	2	0	0	0	0	0	1.1	7	2	2	1	0	4	0	0	0	0	1.00	0	8.25	.875
Kopp, David	1-2	6.10	4	4	0	0	0	0	20.2	21	18	14	4	1	9	0	11	1	2	1.56	2	1.45	.253
Rada, Jose	0-2	4.26	10	0	0	0	1	2	12.2	13	7	6	3	1	4	2	17	1	0	2.00	1	1.34	.271
Reid, Chase	0-0	3.00	5	0	0	0	0	0	6.0	5	2	2	1	0	5	1	2	0	0	1.17	1	1.67	.238
Schneider, Scott	1-2	10.38	5	4	0	0	0	0	17.1	24	22	20	1	2	7	0	13	0	3	2.09	3	1.79	.316
Simpson, Jesse	1-0	5.63	13	0	0	0	1	3	16.0	17	10	10	3	0	6	1	11	0	1	1.69	2	1.44	.266
Thomas, Kevin	1-1	1.21	6	5	0	0	0	0	29.2	17	6	4	0	1	12	0	21	0	3	5.40	4	0.98	.162
Zawacki, Brett	0-1	43.20	3	0	0	0	0	0	1.2	9	8	8	1	0	3	0	0	0	2	3.00	1	7.2	.750
Team Total	14-13	4.50	27	27	0	0	7	15	238.0	259	139	119	26	15	105	7	174	4	17	1.66	25	1.53	.277

FRONT OFFICE

2012 CARDINALS

2011 REVIEW

HISTORY

MINOR LEAGUES

TEXAS LEAGUE

MISC.

2011 CARDINALS MONTH-BY-MONTH

FRONT OFFICE
 2012 CARDINALS
 2011 REVIEW
 HISTORY
 MINOR LEAGUES
 TEXAS LEAGUE
 MISC.

JUNE

PLAYER	AVG	G	AB	R	H	2B	3B	HR	RBI	BB	IBB	SO	SB	CS	OBP	SLG	OPS	SF	SAC	HBP	DP	E
Adams, Matt	.450	9	40	7	18	4	0	3	9	2	1	6	0	0	.488	.775	1.263	0	0	1	0	0
Ahmady, Alan	.333	2	3	1	1	0	0	0	0	2	1	1	0	0	.600	.333	.933	0	0	0	0	0
Bolivar, Domnit	.298	16	47	5	14	2	1	1	9	3	0	8	1	0	.333	.447	.780	1	2	0	1	0
Castellanos, Alex	.301	27	103	18	31	4	0	3	10	7	0	31	4	1	.363	.427	.790	0	0	3	1	4
Cox, Zack	.180	27	100	12	18	4	0	1	6	6	0	25	0	0	.239	.250	.489	1	0	2	3	8
Curtis, Jermaine	.303	21	66	11	20	3	0	1	5	8	1	6	0	0	.395	.394	.789	0	2	2	1	1
Cutler, Charles	.467	13	30	5	14	1	1	2	10	3	1	2	0	0	.514	.767	1.281	1	0	1	2	0
Derba, Nick	.200	2	5	0	1	0	0	0	0	0	0	2	0	0	.200	.200	.400	0	0	0	0	0
Duncan, Eric	.326	23	89	21	29	6	0	9	21	2	0	20	2	0	.337	.697	1.034	1	0	0	0	2
Garcia, Jose	.214	3	14	3	3	0	0	0	1	1	0	4	0	0	.267	.214	.481	0	0	0	1	0
Hill, Steven	.286	19	77	13	22	2	0	8	20	6	1	22	0	0	.326	.623	.949	3	0	0	0	1
Ingram, D'Marcus	.241	21	79	11	19	3	1	1	5	6	0	19	1	0	.302	.342	.644	0	2	1	2	0
Jackson, Ryan	.323	26	96	12	31	5	1	3	17	6	1	16	0	0	.371	.490	.861	1	1	2	2	5
Perez, Audry	.274	19	73	9	20	5	0	3	12	2	0	6	0	0	.289	.466	.755	1	1	0	4	3
Pham, Thomas	.250	5	16	3	4	0	1	0	2	1	0	6	0	1	.333	.375	.708	0	0	1	1	1
Punto, Nick	.333	7	24	3	8	1	0	0	2	2	0	3	1	0	.385	.375	.760	0	0	0	0	1
Swauger, Chris	.320	25	75	10	24	4	0	3	13	1	0	12	0	0	.325	.493	.818	1	1	0	2	1
Tartamella, Travis	.227	8	22	4	5	1	0	0	1	3	0	6	0	0	.320	.273	.593	0	2	0	0	0
Team Total	.292	28	987	151	288	47	5	39	146	63	6	208	9	2	.339	.468	.807	10	17	13	20	32

PITCHERS	W-L	ERA	G	GS	CG	SHO	SV	SVO	IP	H	R	ER	HR	HB	BB	IBB	SO	BK	WP	GO/AO	DP	WHIP	AVG
Blazek, Michael	3-1	5.65	5	5	0	0	0	0	28.2	34	20	18	7	3	14	0	28	0	3	1.70	2	1.67	.293
Castillo, Richard	0-0	5.74	8	0	0	0	0	0	15.2	24	11	10	3	2	7	0	15	0	1	0.73	1	1.98	.353
Cleto, Maikel	1-1	6.97	2	2	0	0	0	0	10.1	17	8	8	1	1	2	1	11	0	1	1.57	2	1.84	.370
Freeman, Samuel	0-0	1.54	12	0	0	0	1	1	11.2	11	7	2	1	1	3	0	8	1	0	1.27	1	1.20	.239
Gast, John	0-0	7.50	1	1	0	0	0	0	6.0	8	5	5	1	1	1	0	7	0	2	4.50	0	1.50	.320
Greenwood, Nick	0-2	7.90	13	0	0	0	0	0	13.2	17	14	12	1	1	4	0	11	0	2	1.89	2	1.54	.304
Kopp, David	1-3	8.20	5	5	0	0	0	0	26.1	36	25	24	6	5	9	1	20	0	2	1.74	0	1.71	.316
Miller, Shelby	3-1	1.69	5	5	0	0	0	0	32.0	26	7	6	1	2	8	0	33	1	1	1.60	2	1.06	.224
Rada, Jose	0-0	8.59	13	0	0	0	0	0	14.2	24	14	14	3	1	7	0	11	0	0	1.45	0	2.11	.364
Reid, Chase	0-1	4.24	13	0	0	0	0	1	17.0	14	10	8	0	3	8	4	15	0	5	1.33	3	1.29	.226
Rondon, Jorge	1-3	9.28	10	0	0	0	3	5	10.2	13	12	11	2	2	8	1	11	0	1	3.25	3	1.97	.317
Schneider, Scott	1-2	5.56	6	4	0	0	0	0	22.2	26	15	14	2	0	6	0	18	1	0	2.36	2	1.41	.289
Simpson, Jesse	0-0	9.00	1	0	0	0	0	0	1.0	2	1	1	0	0	1	0	0	0	0	2.00	0	3.00	.500
Thomas, Kevin	0-4	12.93	6	6	0	0	0	0	23.2	40	34	34	8	2	15	1	14	0	6	2.19	2	2.32	.374
Zawacki, Brett	0-0	7.50	4	0	0	0	0	0	6.0	10	9	5	0	3	2	0	5	0	1	1.00	0	2.00	.357
Team Total	10-18	6.42	28	28	0	0	4	7	241.0	302	192	172	36	27	95	8	208	3	25	1.66	20	1.65	.306

2011 CARDINALS MONTH-BY-MONTH

JULY

PLAYER	AVG	G	AB	R	H	2B	3B	HR	RBI	BB	IBB	SO	SB	CS	OBP	SLG	OPS	SF	SAC	HBP	DP	E
Adams, Matt	.270	28	115	18	31	6	0	7	29	13	3	30	0	0	.344	.504	.848	2	0	1	1	1
Castellanos, Alex	.326	22	92	24	30	8	2	4	16	8	0	24	3	0	.398	.587	.985	0	0	3	3	2
Cox, Zack	.380	27	108	20	41	10	0	3	19	12	1	14	0	1	.446	.556	1.002	0	0	1	3	3
Curtis, Jermaine	.327	16	55	12	18	5	1	1	9	8	0	8	0	0	.424	.509	.933	1	1	2	2	0
Cutler, Charles	.439	18	66	19	29	5	0	2	13	8	0	4	0	0	.494	.606	1.100	2	0	1	2	0
Derba, Nick	.500	2	4	2	2	0	0	0	0	2	0	0	0	0	.667	.500	1.167	0	0	0	0	0
Duncan, Eric	.254	20	63	11	16	2	0	3	10	10	0	12	0	0	.360	.429	.789	1	0	1	6	1
Garcia, Jose	.372	27	113	19	42	7	0	2	22	8	0	16	9	1	.411	.487	.898	2	3	1	2	7
Ingram, D'Marcus	.231	4	13	2	3	2	0	0	0	3	0	2	1	0	.375	.385	.760	0	2	0	0	0
Jackson, Ryan	.323	29	124	21	40	9	2	3	23	11	0	21	0	0	.370	.500	.870	3	4	0	5	3
Jones, Daryl	.324	19	68	12	22	4	0	2	15	8	1	13	1	1	.390	.471	.860	1	0	0	0	2
Perez, Audry	.221	17	68	7	15	5	0	0	8	3	0	5	0	0	.260	.294	.554	1	2	1	1	1
Rapoport, James	.294	9	34	13	10	1	0	0	3	7	0	3	1	1	.429	.324	.752	0	1	1	0	0
Robinson, Shane	.484	7	31	8	15	2	0	3	8	4	0	1	0	1	.568	.839	1.406	0	0	2	0	0
Swauger, Chris	.300	25	80	17	24	3	2	3	17	7	0	20	3	2	.360	.500	.860	1	0	1	3	1
Tartamella, Travis	.000	1	4	0	0	0	0	0	0	0	0	0	0	0	.000	.000	.000	0	0	0	0	0
Team Total	.323	29	1045	206	338	69	7	33	192	114	5	176	18	7	.393	.498	.891	14	14	15	28	25

PITCHERS	W-L	ERA	G	GS	CG	SHO	SV	SVO	IP	H	R	ER	HR	HB	BB	IBB	SO	BK	WP	GO/AO	DP	WHIP	AVG
Additon, Nick	0-0	10.80	1	1	0	0	0	0	3.1	7	4	4	2	0	3	0	3	0	0	1.50	0	3.00	.412
Blazek, Michael	2-1	7.18	5	5	0	0	0	0	26.1	34	22	21	6	3	14	0	30	2	2	0.60	2	1.82	.315
Calhoun, Daniel	0-0	4.66	5	0	0	0	0	0	9.2	16	8	5	2	0	0	0	7	0	1	1.00	1	1.66	.356
Freeman, Samuel	0-2	9.00	12	0	0	0	0	0	15.0	21	15	15	3	1	6	0	15	0	0	1.08	1	1.80	.344
Gast, John	2-1	3.66	5	5	0	0	0	0	32.0	23	15	13	2	2	16	0	18	0	1	1.74	2	1.22	.207
Greenwood, Nick	0-0	4.50	12	0	0	0	0	0	16.0	18	9	8	2	3	5	0	11	0	0	2.78	2	1.44	.286
Kelly, Joe	2-2	6.52	5	5	0	0	0	0	29.0	34	23	21	4	5	16	2	31	1	1	2.82	5	1.72	.315
Kopp, David	1-0	1.93	11	0	0	0	2	3	14.0	13	5	3	1	0	6	0	6	0	0	6.50	6	1.36	.260
Lyman, Jeff	0-0	22.50	2	0	0	0	0	0	2.0	4	5	5	2	0	2	1	1	0	0	1.00	0	3.00	.400
Miller, Shelby	3-1	3.48	6	6	0	0	0	0	31.0	35	13	12	1	1	13	0	32	0	2	0.92	3	1.55	.292
Rada, Jose	0-0	9.82	2	0	0	0	0	0	3.2	8	4	4	0	0	1	0	2	0	0	2.00	0	2.45	.471
Rondon, Jorge	0-2	8.76	12	0	0	0	3	4	12.1	13	14	12	0	1	8	0	10	0	4	1.70	0	1.70	.260
Samuel, Francisco	0-0	2.25	4	0	0	0	0	0	4.0	5	3	1	0	0	1	0	4	0	0	1.67	0	1.50	.313
Sanchez, Eduardo	0-1	4.15	3	0	0	0	0	1	4.1	3	3	2	0	2	2	0	3	0	2	1.67	0	1.15	.200
Schneider, Scott	4-2	6.33	7	5	0	0	0	0	27.0	28	24	19	5	0	11	1	17	3	2	2.39	2	1.44	.269
Thomas, Kevin	0-1	10.05	9	2	0	0	0	0	14.1	22	16	16	1	1	13	1	16	0	6	2.43	1	2.44	.349
Zawacki, Brett	1-1	6.57	7	0	0	0	0	1	12.1	12	10	9	6	0	3	0	6	0	1	0.93	0	1.22	.240
Team Total	15-14	5.97	29	29	0	0	5	9	256.1	296	193	170	37	19	120	5	212	6	22	1.62	25	1.62	.294

FRONT OFFICE

2012 CARDINALS

2011 REVIEW

HISTORY

MINOR LEAGUES

TEXAS LEAGUE

MISC.

2011 CARDINALS MONTH-BY-MONTH

FRONT OFFICE

2012 CARDINALS

2011 REVIEW

HISTORY

MINOR LEAGUES

TEXAS LEAGUE

MISC.

PLAYER	AVG	G	AB	R	H	2B	3B	HR	RBI	BB	IBB	SO	SB	CS	OBP	SLG	OPS	SF	SAC	HBP	DP	E
Adams, Matt	.246	29	114	20	28	2	0	7	18	12	1	17	0	0	.326	.447	.773	1	0	2	4	2
Cox, Zack	.333	28	108	13	36	5	0	5	19	5	0	19	0	0	.371	.519	.889	1	0	2	3	6
Curtis, Jermaine	.383	20	60	8	23	1	0	1	5	10	2	4	0	0	.479	.450	.929	0	0	1	2	3
Cutler, Charles	.200	15	50	8	10	2	1	0	3	8	0	8	0	0	.322	.280	.602	0	1	1	0	1
Duncan, Eric	.310	24	84	16	26	5	1	9	17	6	1	22	0	0	.352	.714	1.066	1	0	0	1	2
Garcia, Jose	.235	15	34	3	8	2	0	1	2	1	0	7	4	1	.257	.382	.639	0	1	0	1	4
Jackson, Ryan	.241	27	116	10	28	5	0	2	12	4	0	19	0	0	.273	.336	.609	0	1	1	3	5
Jones, Daryl	.227	25	66	12	15	1	1	1	4	7	0	15	0	1	.320	.318	.638	0	0	2	1	1
Luna, Aaron	.200	7	20	5	4	0	0	0	0	5	0	6	0	0	.407	.200	.607	0	0	2	0	2
Perez, Audry	.289	11	38	7	11	2	0	3	9	0	0	7	0	0	.308	.579	.887	0	0	1	0	0
Rapoport, James	.195	25	87	10	17	2	0	0	6	12	0	13	4	1	.311	.218	.529	1	0	3	3	2
Solano, Donovan	.235	23	85	5	20	5	0	2	9	3	0	14	0	0	.261	.365	.626	0	0	0	3	1
Swauger, Chris	.276	26	87	8	24	0	0	3	12	5	0	14	0	1	.315	.379	.695	0	0	0	7	1
Tartamella, Travis	.059	5	17	0	1	0	1	0	2	0	0	7	0	0	.059	.176	.235	0	0	0	0	0
Team Total	.255	29	1000	128	255	32	4	34	119	80	4	182	8	4	.318	.397	.715	4	5	15	29	31

PITCHERS	W-L	ERA	G	GS	CG	SHO	SV	SVO	IP	H	R	ER	HR	HB	BB	IBB	SO	BK	WP	GO/AO	DP	WHIP	AVG
Additon, Nick	2-1	1.59	3	3	0	0	0	0	17.0	12	5	3	2	2	7	0	13	0	1	0.48	2	1.12	.197
Blazek, Michael	1-2	4.23	5	5	0	0	0	0	27.2	22	15	13	2	1	17	0	31	0	4	2.46	0	1.41	.220
Freeman, Samuel	1-0	0.48	14	0	0	0	1	1	18.2	8	4	1	1	0	8	0	18	0	1	1.29	1	0.86	.127
Gast, John	2-2	3.22	6	6	1	0	0	0	36.1	39	17	13	4	1	14	0	28	0	1	1.37	2	1.46	.271
Greenwood, Nick	0-1	4.08	13	0	0	0	0	1	17.2	20	9	8	1	0	2	0	11	0	1	1.92	1	1.25	.290
Hooker, Deryk	1-1	2.16	3	3	0	0	0	0	16.2	12	4	4	1	4	3	0	10	0	0	2.00	1	0.90	.207
Kelly, Joe	3-2	3.70	5	5	0	0	0	0	24.1	30	14	10	2	0	8	0	18	0	1	2.27	2	1.56	.309
Kopp, David	0-0	4.50	3	0	0	0	2	2	4.0	6	2	2	1	0	1	0	3	0	0	1.67	0	1.75	.353
Lyman, Jeff	0-0	2.25	12	0	0	0	0	0	16.0	9	4	4	0	0	10	1	16	0	2	1.40	0	1.19	.161
Miller, Shelby	2-1	4.60	4	4	0	0	0	0	15.2	9	8	8	0	0	10	0	15	1	0	1.00	0	1.21	.167
Nieto, Arquimedes	0-2	10.00	2	2	0	0	0	0	9.0	14	11	10	2	1	6	1	6	0	1	1.57	2	2.22	.359
Rondon, Jorge	0-3	7.71	12	0	0	0	1	2	11.2	16	14	10	1	2	12	1	6	0	3	1.75	3	2.40	.348
Samuel, Francisco	0-1	14.54	6	0	0	0	0	0	4.1	6	8	7	0	0	7	0	4	0	4	0.80	0	3.00	.333
Schneider, Scott	0-1	7.79	11	1	0	0	0	1	17.1	29	17	15	4	0	12	0	14	0	1	0.70	0	2.37	.372
Swagerty, Jordan	0-0	3.68	7	0	0	0	2	4	7.1	8	5	3	1	0	5	0	6	0	0	1.29	1	1.77	.267
Thomas, Kevin	0-0	2.61	7	0	0	0	0	0	10.1	9	3	3	0	0	4	0	12	0	1	3.50	0	1.26	.225
Team Total	12-17	4.03	29	29	1	2	6	11	254.2	249	140	114	22	11	126	3	211	1	21	1.45	15	1.47	.256

AUGUST

2011 CARDINALS MONTH-BY-MONTH

PLAYER	AVG	G	AB	R	H	2B	3B	HR	RBI	BB	IBB	SO	SB	CS	OBP	SLG	OPS	SF	SAC	HBP	DP	E
Adams, Matt	.188	4	16	1	3	0	0	1	2	0	0	3	0	0	.188	.375	.563	0	0	0	2	0
Cox, Zack	.125	5	16	2	2	0	0	0	0	1	0	4	0	0	.176	.125	.301	0	0	0	0	1
Curtis, Jermaine	.375	3	8	0	3	0	0	0	0	1	0	1	0	0	.444	.375	.819	0	0	0	0	0
Cutler, Charles	.353	4	17	4	6	0	1	1	5	0	0	4	0	0	.353	.647	1.000	0	0	0	1	0
Duncan, Eric	.188	4	16	0	3	1	0	0	0	0	0	7	0	0	.188	.250	.438	0	0	0	0	1
Garcia, Jose	.417	3	12	5	5	0	0	0	0	1	0	3	1	1	.462	.417	.878	0	0	0	0	1
Jackson, Ryan	.286	4	14	0	4	2	0	0	2	1	0	3	0	0	.313	.429	.741	1	0	0	0	0
Jones, Daryl	.182	3	11	2	2	0	0	1	1	0	0	5	0	0	.182	.455	.636	0	0	0	0	0
Rapoport, James	.211	5	19	1	4	0	0	0	1	0	0	1	1	0	.250	.211	.461	0	0	1	0	0
Solano, Donovan	.188	4	16	0	3	2	0	0	1	0	0	2	0	0	.188	.313	.500	0	0	0	0	1
Swauger, Chris	.300	5	20	2	6	2	0	0	1	0	0	3	0	0	.300	.400	.700	0	0	0	0	1
Tartamella, Travis	.333	1	3	0	1	0	0	0	2	0	0	0	0	0	.333	.333	.667	0	0	0	0	0
Team Total	.249	5	173	18	43	7	1	3	16	4	0	38	2	1	.268	.353	.621	1	1	1	3	7

PITCHERS	W-L	ERA	G	GS	CG	SHO	SV	SVO	IP	H	R	ER	HR	HB	BB	IBB	SO	BK	WP	GO/AO	DP	WHIP	AVG
Freeman, Samuel	0-0	3.00	3	0	0	0	0	0	3.0	4	1	1	0	0	4	0	2	0	2	1.00	1	2.67	.364
Gast, John	0-1	9.00	1	1	0	0	0	0	5.0	10	5	5	2	0	2	0	1	0	0	9.00	2	2.40	.476
Greenwood, Nick	0-0	4.50	1	0	0	0	0	0	2.0	2	1	1	0	0	1	0	3	0	0	2.00	0	1.50	.250
Hooker, Deryk	0-1	5.40	1	1	0	0	0	0	5.0	6	5	3	0	0	1	0	2	0	2	1.00	0	1.40	.286
Kelly, Joe	1-0	3.00	1	1	0	0	0	0	6.0	6	3	2	1	0	1	0	2	0	0	15.00	1	1.17	.250
Lyman, Jeff	0-0	10.12	3	0	0	0	0	0	2.2	5	3	3	2	0	1	0	0	0	0	0.33	0	2.25	.385
Miller, Shelby	1-0	0.00	1	1	0	0	0	0	8.0	2	0	0	0	1	2	0	9	0	0	1.00	1	0.50	.080
Rondon, Jorge	0-0	16.87	3	0	0	0	0	0	2.2	1	5	5	1	0	5	0	3	0	0	0.67	0	2.25	.111
Samuel, Francisco	0-0	54.00	1	0	0	0	0	0	0.1	0	2	2	0	0	2	0	1	0	0	0	0	6.00	.000
Schneider, Scott	0-1	2.08	1	1	0	0	0	0	4.1	3	5	1	0	1	4	0	3	0	1	2.00	0	1.62	.176
Swagerty, Jordan	0-0	0.00	2	0	0	0	1	1	2.0	0	0	0	0	0	0	0	1	0	0	0.67	0	0.00	.000
Thomas, Kevin	0-0	2.25	2	0	0	0	0	0	4.0	3	1	1	1	1	1	0	3	0	1	0.60	1	1.00	.231
Team Total	2-3	4.60	5	5	0	1	1	1	45.0	42	31	23	7	3	24	0	30	0	6	1.50	6	1.47	.249

SEPTEMBER

FRONT OFFICE

2012 CARDINALS

2011 REVIEW

HISTORY

MINOR LEAGUES

TEXAS LEAGUE

MISC.

2011 CARDINALS VS. OPPONENTS

TEXAS LEAGUE NORTH

	Home		Road		Totals		Series		
	W	L	W	L	W	L	W	L	T
Arkansas	6	8	7	7	13	15	3	3	2
Tulsa	6	10	8	8	14	18	2	4	2
NW Arkansas	7	9	7	9	14	18	2	3	3
TOTALS	19	27	22	24	41	51	7	10	7

TEXAS LEAGUE SOUTH

	Home		Road		Totals		Series		
	W	L	W	L	W	L	W	L	T
Corpus Christi	4	2	3	3	7	5	2	2	0
Frisco	3	3	2	4	5	7	1	3	0
Midland	3	3	3	3	6	6	2	2	0
San Antonio	2	4	1	5	3	9	0	4	0
TOTALS	12	12	9	15	21	27	5	11	0

2011 CARDINALS RECORD WHEN

At home	31-39	Leading after 7 innings . . .	57-12	By Day	
On the road	31-39	Tied after 7 innings	3-5	Monday	8-12
		Trailing after 7 innings	2-61	Tuesday	8-8
Day games	6-12			Wednesday	8-8
Night games	56-66	Leading after 8 innings	51-9	Thursday	10-12
		Tied after 8 innings	3-5	Friday	12-8
Extra innings	4-8	Trailing after 8 innings	4-57	Saturday	10-13
Shutouts	2-5			Sunday	5-18
In one run games	13-20	Runs Via HR	252	By Month	
Scoring 4 or more	53-43	Opponent Runs Via HR	308	April	9-13
Scoring 3 or less	9-35	First game of series	18-22	May	14-13
		Last game of series	16-24	June	10-18
Cardinals score first	42-22	First game of homestand . . .	6-6	July	15-14
Opponent scores first	20-56	Last game of homestand . . .	3-9	August/September	14-20
Out-hit opponents	49-16	First game of road trip	5-7		
Out-hit by opponents	11-51	Last game of road trip	4-8	By Series	
		Following off-days	4-7	Won	12
Hit 0 HR's	13-29	Errorless games	22-24	Lost	22
Hit 1 HR	24-28			Split	7
Hit 2 or more HR's	26-21	Weather Postponed Games . .	5	Swept opponent	2
Not allowing a HR	32-16	Double-Header	0-4-1 (4-6)	Swept by opponent	3

2011 FINAL ATTENDANCE

	Total	Average	Home Record
Frisco RoughRiders	509,331	7,276	41-29
Corpus Christi Hooks	395,128	5,645	31-39
Tulsa Drillers	366,291	5,387	33-37
Springfield Cardinals	337,166	5,109	31-39
Northwest Arkansas Naturals	310,613	4,779	38-29
Arkansas Travelers	300,594	4,625	38-32
Midland RockHounds	308,810	4,541	38-32
San Antonio Missions	294,176	4,203	55-15

2011 CARDINALS HIGHS AND LOWS

TEAM BATTING

Most Runs - Inning - Cards	8	4/14 vs. Frisco
Most Runs - Inning - Opponents	8	*8/8 @ Tulsa
Most Runs - Game - Cards	14	.6/20 vs. Arkansas
Most Runs - Game - Opponents	17	.6/21 vs. Arkansas and 7/19 vs. Tulsa
Most Runs - Game - Both Clubs	28	.7/19 vs. Midland
Most Hits - Game - Cards	18	*7/20 vs. Tulsa
Most Hits - Game - Opponents	20	7/4 @ Midland and 7/19 vs. Tulsa
Fewest Hits - Game - Cards	3	*8/31 @ Tulsa
Most Home Runs - Game - Cards	6	.6/20 vs. Arkansas
Most Home Runs - Game - Opponents	7	7/19 vs. Tulsa

TEAM PITCHING

Most Strikeouts - Game - Cards	16	7/19 vs Tulsa
Most Strikeouts - Game - Opponents	15	.4/12 @ Midland
Fewest Strikeouts - Game - Cards	1	*6/5 @ San Antonio
Fewest Strikeouts - Game - Opponents	2	*8/26 vs NW Arkansas
Most Walks - Game - Cards	10	.7/30 vs NW Arkansas
Most Walks - Game - Opponents	10	.8/10 vs. San Antonio
Fewest Walks - Game - Cards	0	*8/19 @ Corpus Christi
Fewest Walks - Game - Opponents	0	*9/3 @ Tulsa
Fewest Hits Allowed	2	.8/26 vs. NW Arkansas and 9/2 @ Tulsa

TEAM MISCELLANEOUS

Largest Crowd - Home	9,554	.9/5 vs Arkansas
Largest Crowd - Road	11,661	.4/9 @ Frisco
Longest Game - Innings	13	.4/12 @ Midland
Longest Game - Time (Overall)	4:15	8/13 vs. Corpus Christi
Longest Game - Time (9-inning game)	3:40	.8/10 vs. Frisco
Largest Margin of Victory	11	7/20 vs. Tulsa
Largest Margin of Defeat	11	.6/21 vs. Arkansas
Most Left On Base	14	.7/4 @ Midland
Most Errors Defensively	5	.5/18 @ Arkansas and 7/10 vs. Midland
Longest Winning Streak	5	.2x, Last 7/26 - 7/31
Longest Losing Streak	7	.8/13 - 8/21

INDIVIDUAL BATTING

Longest Hitting Streak (Games)	17, Jackson and Cutler	6/26 - 7/17 and 7/2-7/30
Most Runs - Game	3, 16x last by Cutler, Garcia	.9/1 @ Tulsa
Most Hits - Game	5, Luna, Adams, Robinson	.4/14 vs. Frisco, 5/25 vs. CC and 7/20 vs. Tulsa
Most Doubles - Game	2, 12x, Last by Jackson	.9/1 @ Tulsa
Most Triples - Game	2, Curtis	5/23 @ Tulsa
Most Home Runs - Game	2, 12x Last by Cox	8/23 vs. NW Arkansas
Most RBI - Game	5, Hill, Duncan	.6/15 @ Arkansas and 6/20 vs. Arkansas
Most Stolen Bases - Game	4, Garcia	7/5 @ Midland

INDIVIDUAL PITCHING

Most Strikeouts - Game (Starter)	10, Blazek	8/25 vs. NW Arkansas
Most Walks - Game (Starter)	6, Gast, Blazek	7/17 @ NW Arkansas, 8/3 @ Arkansas
Most IP - Game (Starter)	8.0, 6x last by Miller	.9/2 @ Tulsa
Most IP - Game (Reliever)	4.0, Castillo	.6/6 @ San Antonio

*Occured more than once - most recent time listed

Bold - Indicates Franchise Record

Italics - Indicates Tied Franchise Record

FRONT OFFICE

2012 CARDINALS

2011 REVIEW

HISTORY

MINOR LEAGUES

TEXAS LEAGUE

MISC.

2011 CARDINALS TRANSACTIONS

FRONT OFFICE

2012 CARDINALS

2011 REVIEW

HISTORY

MINOR LEAGUES

TEXAS LEAGUE

MISC.

- April 13:** RHP Cory Rauschenberger sent to AAA Memphis
- April 13:** RHP Jose Rada received from Palm Beach
- April 13:** RHP Ramon Delgado placed on Disabled List (Elbow Strain)
- April 13:** LHP Nick Greenwood received from Palm Beach
- April 14:** LHP Sam Freeman activated from Disabled List and sent to Palm Beach
- April 15:** C Steven Hill Placed on DL (Left Knee)
- April 15:** C Charlie Cutler activated from DL
- April 19:** OF Aaron Luna sent to AAA Memphis
- April 19:** INF Eric Duncan received from Extended Spring Training
- April 20:** RHP Brett Zawacki placed on DL (Headaches)
- April 22:** RHP Jesse Simpson received from Palm Beach
- April 27:** RHP Casey Mulligan placed on DL (right elbow)
- April 29:** OF Allen Craig received on MLB Rehab
- April 29:** RHP Brett Zawacki activated from DL
- May 1:** OF Allen Craig ended MLB Rehab
- May 5:** RHP Jose Rada placed on DL (right shoulder)
- May 7:** OF Alan Ahmady received from Palm Beach
- May 7:** RHP Maikel Cleto received from Palm Beach
- May 7:** LHP Sam Freeman received from Palm Beach
- May 7:** LHP Ryan Kulik released
- May 7:** OF Tyler Henley released
- May 11:** LHP Nick Additon sent to AAA Memphis
- May 11:** C Audry Perez received from Palm Beach
- May 11:** C Charlie Cutler placed on inactive list
- May 12:** RHP David Kopp activated from DL
- May 12:** RHP Jose Rada activated from DL
- May 12:** RHP Brett Zawacki sent to Palm Beach
- May 14:** OF Tommy Pham place on DL (right shoulder)
- May 14:** C Charlie Cutler activated from inactive list
- May 16:** RHP Matt Frevert released from organization
- May 17:** RHP Deryk Hooker placed on DL (right elbow)
- May 19:** RHP Chase Reid received from Palm Beach
- May 20:** RHP Blake King received from Memphis
- May 23:** C Nick Derba sent to AAA Memphis
- May 23:** C Charlie Cutler placed on DL
- May 24:** INF Zack Cox received from Palm Beach
- May 24:** INF Niko Vasquez sent to Palm Beach
- May 25:** C Steven Hill activated from DL
- May 26:** RHP Blake King claimed by Houston Astros
- June 1:** RHP Shelby Miller received from Palm Beach
- June 2:** RHP Maikel Cleto sent to St Louis
- June 4:** INF Jose Garcia sent to AAA Memphis
- June 4:** RHP Jesse Simpson sent to Palm Beach
- June 4:** OF Alan Ahmady sent to Palm Beach
- June 4:** C Travis Tartamella received from Palm Beach
- June 4:** RHP Jorge Rondon received from Palm Beach
- June 4:** INF Domnit Bolivar received from Palm Beach
- June 5:** INF Matt Adams placed on DL (oblique strain)
- June 5:** C Charlie Cutler activated from DL
- June 6:** OF Tommy Pham activated from DL
- June 6:** OF D'Marcus Ingram received from Palm Beach
- June 8:** RHP Maikel Cleto received from St. Louis
- June 18:** RHP Maikel Cleto sent to St. Louis
- June 20:** INF Nick Punto received on MLB rehab
- June 21:** RHP Brett Zawacki received from Palm Beach
- June 24:** INF Matt Adams activated from DL
- June 24:** C Steven Hill sent to AAA Memphis
- June 24:** C Travis Tartamella placed on DL
- June 26:** C Nick Derba received from AAA Memphis
- June 27:** INF Nick Punto ended MLB rehab assignment
- June 27:** LHP John Gast received from Palm Beach
- June 27:** INF Jose Garcia received from AAA Memphis
- June 28:** INF Domnit Bolivar sent to Palm Beach
- June 28:** RHP Richard Castillo sent to Palm Beach
- July 4:** C Nick Derba placed on DL (left hamstring)
- July 4:** C Travis Tartamella activated from DL
- July 5:** RHP Jose Rada placed on DL
- July 5:** RHP Chase Reid placed on DL (right forearm)
- July 7:** OF Daryl Jones received from Memphis
- July 7:** RHP Joe Kelly received from Palm Beach
- July 7:** LHP Daniel Calhoun received from Palm Beach
- July 7:** LHP Nick Greenwood sent to AAA Memphis
- July 7:** RHP Michael Blazek sent to AAA Memphis
- July 11:** LHP Nick Greenwood received from Memphis
- July 11:** RHP Michael Blazek received from Memphis
- July 12:** C Travis Tartamella placed on Disabled List
- July 14:** OF Shane Robinson received from Memphis
- July 17:** C Nick Derba activated from DL and transferred to AAA Memphis
- July 21:** RHP Brett Zawacki released from organization
- July 21:** RHP Francisco Samuel received from Palm Beach
- July 22:** OF Jim Rapoport received from Memphis
- July 22:** OF Shane Robinson sent to AAA Memphis
- July 26:** LHP Daniel Calhoun sent to Palm Beach
- July 26:** LHP Nick Additon received from Memphis
- July 28:** RHP Jeff Lyman received from Palm Beach
- July 28:** RHP Kevin Thomas placed on DL
- July 31:** OF Alex Castellanos sent to Los Angeles Dodgers in Rafael Furcal trade
- July 31:** C Travis Tartamella activated from DL
- Aug. 1:** C Travis Tartamella placed on DL
- Aug. 1:** OF Aaron Luna received from Memphis
- Aug. 5:** INF Donovan Solano received from Memphis
- Aug. 5:** INF Jose Garcia placed on DL (foot infection)
- Aug. 11:** RHP Deryk Hooker activated from DL and sent to Palm Beach
- Aug. 12:** RHP Chase Reid activated from DL and sent to Palm Beach
- Aug. 12:** RHP David Kopp sent to AAA Memphis
- Aug. 12:** RHP Jordan Swagerty received from Palm Beach
- Aug. 13:** INF Jose Garcia activated from DL
- Aug. 13:** OF Aaron Luna placed on the DL (right foot)
- Aug. 13:** RHP Arquemedes Nieto received from Palm Beach
- Aug. 13:** LHP Nick Additon sent to AAA Memphis
- Aug. 15:** RHP Francisco Samuel placed on DL (right forearm strain)
- Aug. 15:** RHP Kevin Thomas activated from DL
- Aug. 17:** RHP Shelby Miller placed on Suspended List
- Aug. 17:** RHP Deryk Hooker received from Palm Beach
- Aug. 18:** C Audry Perez placed on DL (right hamstring)
- Aug. 20:** C Travis Tartamella activated from DL
- Aug. 23:** RHP Shelby Miller Activated from suspended list
- Aug. 23:** RHP Arquemedes Nieto sent to Palm Beach
- Sept. 1:** RHP Francisco Samuel activated from DL
- Sept. 1:** RHP Michael Blazek sent to AAA Memphis

2011 TEXAS LEAGUE STATISTICS

TEAM BATTING

TEAM	AVG	G	AB	R	H	2B	3B	HR	RBI	BB	SO	SB	CS	GIDP	SLG	OBP	LOB
Springfield	.278	140	4841	740	1347	246	26	166	696	429	961	53	24	125	.443	.343	992
San Antonio	.269	140	4812	801	1293	291	27	159	751	613	1081	102	37	103	.440	.355	1043
Midland	.269	140	4800	675	1289	245	33	92	612	539	1012	91	41	116	.391	.349	1072
NW Arkansas	.268	137	4529	688	1212	206	30	108	618	490	858	205	56	120	.398	.345	923
Frisco	.267	140	4832	693	1291	239	30	128	629	367	1021	102	42	92	.409	.327	905
Corpus Christi	.258	140	4776	605	1234	222	27	114	560	408	1022	119	52	96	.388	.320	959
Tulsa	.258	140	4750	666	1225	227	29	164	600	421	1106	109	54	93	.421	.326	925
Arkansas	.256	137	4501	611	1152	218	38	100	551	454	962	156	56	106	.388	.330	914

TEAM PITCHING

TEAM	W-L	ERA	G	CG	SHO	SV	IP	H	R	ER	HR	HB	BB	SO	WP	BK
San Antonio	94-46	3.43	140	0	12	36	1261.0	1217	533	480	85	66	387	1087	64	6
Arkansas	68-69	3.60	137	13	14	26	1198.1	1128	567	479	117	80	423	912	63	4
Frisco	79-61	4.13	140	2	6	38	1267.0	1249	647	582	113	57	467	1069	92	8
Tulsa	68-72	4.39	140	4	11	35	1238.2	1265	694	604	140	67	438	951	120	10
NW Arkansas	73-64	4.57	137	4	8	42	1199.2	1181	688	609	140	48	486	998	101	10
Midland	63-77	4.92	140	0	4	22	1234.0	1379	780	675	125	67	480	989	107	10
Corpus Christi	50-90	5.01	140	1	5	23	1233.1	1295	761	687	150	50	506	1034	106	5
Springfield	62-78	5.11	140	1	3	29	1227.1	1329	809	697	161	88	534	983	109	17

TEAM FIELDING

TEAM	PCT	G	PO	A	E	TC	DP	PB
San Antonio	.980	140	3783	1492	108	5383	138	13
Arkansas	.978	137	3595	1352	110	5057	109	10
Frisco	.977	140	3801	1398	122	5321	133	7
Corpus Christi	.976	140	3700	1396	127	5223	118	15
NW Arkansas	.975	137	3600	1416	126	5142	145	12
Tulsa	.974	140	3716	1537	142	5395	150	21
Midland	.972	140	3702	1513	148	5363	136	27
Springfield	.972	140	3682	1503	152	5337	126	11

2011 TEXAS LEAGUE BATTING LEADERS

BATTING AVERAGE

.326	Trout M.	ARK
.319	Castellanos A.	SPR
.308	Wikoff B.	COR
.306	Van Ostrand J.	COR
.300	Adams M.	SPR

HOME RUNS

33	Wheeler T.	TUL
32	Adams M.	SPR
30	Bianucci M.	FRI
25	Mendonca T.	FRI
23	Romak J.	NWA

RUNS BATTED IN

101	Adams M.	SPR
94	Jimenez L.	ARK
92	Decker J.	SAN
89	Bianucci M.	FRI
87	Mendonca T.	FRI

STOLEN BASES

55	Robinson D.	NWA
36	Tekotte B.	SAN
35	Seratelli A.	NWA
33	Trout M.	ARK
29	Paredes J.	COR

HITS

161	Wheeler T.	TUL
154	Green G.	MID
153	Osuna R.	FRI
148	Jackson R.	SPR

RUNS

105	Wheeler T.	TUL
97	Robertson D.	SAN
91	Seratelli A.	NWA
90	Decker J.	SAN
82	Trout M.	ARK

DOUBLES

40	Jimenez L.	ARK
34	Jackson R.	SPR
33	Green G.	MID
32	Spina M.	MID

TRIPLES

13	Mitchell J.	MID
13	Trout M.	ARK
10	Orlando P.	NWA

EXTRA-BASE HITS

67	Wheeler T.	TUL
60	Bianucci M.	FRI
59	Jimenez L.	ARK
57	Adams M.	SPR

WALKS

103	Decker J.	SAN
75	Seratelli A.	NWA
70	Spina M.	MID
69	Perez. D	ARK
69	Parker S.	MID

GAMES

138	Wheeler T.	TUL
136	Paulsen B.	TUL
135	Jackson R.	SPR
134	Field T.	TUL

ON-BASE PERCENTAGE

.414	Trout M.	ARK
.398	Wikoff B.	COR
.393	Tekotte B.	SAN
.392	Seratelli A.	NWA
.382	Van Ostrand J.	COR

SLUGGING PERCENTAGE

.566	Adams M.	SPR
.562	Castellanos A.	SPR
.544	Trout M.	ARK
.535	Wheeler T.	TUL
.527	Duncan E.	SPR

TOTAL BASES

300	Wheeler T.	TUL
262	Adams M.	SPR
251	Bianucci M.	FRI
248	Jimenez L.	ARK

AT-BATS

561	Wheeler T.	TUL
547	Paulsen B.	TUL
535	Bianucci M.	FRI
533	Jackson R.	SPR

STRIKEOUTS

161	Greene J.	FRI
160	Mendonca T.	FRI
145	Decker J.	SAN
142	Wheeler T.	TUL
136	Bianucci M.	FRI

HBP

22	Heether A.	MID
----	------------	-----

INTENTIONAL WALKS

8	Mendonca T.	FRI
---	-------------	-----

CAUGHT STEALING

15	Robinson D.	NWA
----	-------------	-----

GIDP

18	Barfield J.	MID
----	-------------	-----

SACRIFICE FLIES

9	Jimenez L.	ARK
---	------------	-----

FRONT OFFICE

2012 CARDINALS

2011 REVIEW

HISTORY

MINOR LEAGUES

TEXAS LEAGUE

MISC.

2011 TEXAS LEAGUE PITCHING LEADERS

EARNED RUN AVERAGE

2.48	Shoemaker M.	ARK
3.12	Reyes J.	SAN
3.15	Richards G.	ARK
3.17	Kuechel D.	COR
3.85	Smith W.	NWA

WINS

13	Smith W.	NWA
12	Richards G.	ARK
12	Scahill R.	TUL
12	Shoemaker M.	ARK

SAVES

23	Brach B.	SAN
16	Brasier R.	ARK
13	Miller J.	FRI
11	Jorgenson A.	TUL
11	Turpen D.	TUL

STRIKEOUTS

129	Shoemaker M.	ARK
128	Blazek M.	SPR
126	Dwyer C.	NWA
117	Aristil J.	COR
114	Brigham J.	FRI

INNINGS PITCHED

161.1	Smith W.	NWA
160.2	Scahill R.	TUL
156.1	Shoemaker M.	ARK
155.0	Seaton R.	COR
148.2	Arenas O.	ARK

LOSSES

12	Haviland S.	MID
12	McKiernan E.	ARK
12	Riordan C.	TUL
11	Scahill R.	TUL
11	Taylor A.	ARK

GAMES

66	Vincent N.	SAN
60	Jorgenson A.	TUL
59	Greenwood N.	SPR
56	Barham T.	MID

COMPLETE GAMES

5	Shoemaker M.	ARK
3	McKiernan E.	ARK
3	Richards G.	ARK

WALKS

80	Pimentel C.	FRI
78	Dwyer C.	NWA
71	Taylor A.	ARK
66	Aristil J.	COR
64	Blazek M.	SPR

SHUTOUTS

2	Shoemaker M.	ARK
7 others tied at 1		

HOME RUNS ALLOWED

25	Blazek M.	SPR
24	Haviland S.	MID
23	McKiernan E.	ARK

GAMES STARTED

28	Seaton R.	COR
4 others tied at 27		

GAMES FINISHED

40	Brach B.	SAN
31	Jorgenson A.	TUL
29	Miller J.	FRI
26	Turpen D.	TUL

WINNING PERCENTAGE

.857	Richards G.	ARK
------	-------------	-----

HITS ALLOWED

205	Haviland S.	MID
-----	-------------	-----

RUNS ALLOWED

133	Haviland S.	MID
-----	-------------	-----

EARNED RUNS ALLOWED

113	Haviland S.	MID
-----	-------------	-----

HIT BATTERS

15	McKiernan E.	ARK
----	--------------	-----

BALKS

5	Blazek M.	SPR
----------	------------------	------------

WILD PITCHES

18	Thomas K.	SPR
-----------	------------------	------------

TOTAL BATTERS FACED

693	Scahill R.	TUL
-----	------------	-----

STOLEN BASES AGAINST

24	Aristil J.	COR
----	------------	-----

CAUGHT STEALING AGAINST

10	Dwyer C.	NWA
----	----------	-----

BASERUNNER SB % AGAINST

.438	Pimentel C.	FRI
------	-------------	-----

STARTING PITCHERS

BATTING AVERAGE

.228	Shoemaker M.	ARK
.232	Richards G.	ARK
.238	Dwyer C.	NWA

HIGHEST SO/9 IP RATIO

8.62	Blazek M.	SPR
8.02	Dwyer C.	NWA
7.43	Shoemaker M.	ARK

LOWEST BB-IBB/9 IP RATIO

1.48	Riordan C.	TUL
1.90	Kuechel D.	COR
2.01	Shoemaker M.	ARK

FEWEST RUNNERS PER 9IP

10.07	Shoemaker M.	ARK
10.36	Kuechel D.	COR
10.72	Richards G.	ARK

RELIEVERS

BATTING AVERAGE

.185	Miller J.	FRI
.196	Vincent N.	SAN
.227	Van Mil L.	ARK

HIGHEST SO/9 IP RATIO

10.16	Leon A.	COR
10.10	Vincent N.	SAN
9.95	Miller J.	FRI

LOWEST BB-IBB/9 IP RATIO

2.04	Vincent N.	SAN
2.44	Greenwood N.	SPR
2.71	Miller J.	FRI

FEWEST RUNNERS PER 9IP

8.74	Vincent N.	SAN
9.56	Miller J.	FRI
11.84	Dodson S.	TUL

2011 TEXAS LEAGUE FIELDING LEADERS

FIRST BASE

Leader -- Spina, M., MID, .994
 Games -- Paulsen, B., TUL, 134
 TC -- Paulsen, B., TUL, 1323
 Putouts -- Paulsen, B., TUL, 1251
 Assists -- Spina, M., MID, 77
 Errors -- Paulsen, B., TUL and Ruiz, J., 11
 DP -- Paulsen, B. TUL, 123

SECOND BASE

Leader --Field, T., TUL, .983
 Games -- Stoneburner, D., FRI, and Field, T., 196
 TC -- Field, T., TUL, 462
 Putouts -- Stoneburner, D., FRI, 185
 Assists -- Field, T., TUL, 278
 Errors -- Stoneburner, D., FRI and **Garcia, J., SPR, 16**
 DP -- Field, T., TUL, 71

THIRD BASE

Leader -- Mendonca, T., FRI, .941
 Games -- Mendonca, T., FRI, 123
 TC -- Mendonca, T., FRI, 324
 Putouts -- Jimenez, L., ARK, 98
 Assists -- Parker, S., MID, 224
 Errors -- Parker, S., MID and **Cox, Z., SPR, 20**
 DP -- Parker, S., MID, and Mendonca, T., FRI, 21

SHORTSTOP

Leader -- Perez, D. ARK, .981
Games -- Jackson, R. SPR, 134
TC -- Jackson, R., SPR, 615
Putouts -- Jackson, R. SPR, 201
Assists -- Jackson, R., SPR, 395
 Errors -- Villar, J., COR, 23
DP -- Jackson, R., SPR, 80

OUTFIELD

Leader -- Gaston, J., COR, .995
 Games -- Wheeler, T., TUL, 137
 TC -- Wheeler T., TUL, 321
 Putouts -- Wheeler, T., TUL, 302
 Assists -- Barfield, J., MID, 21
Errors -- Castellanos, A., SPR, 9
 DP -- Beltre, E., FRI, 7

CATCHER

Leader -- Felix, J., FRI, .990
 Games -- Rosario,W., TUL, 95
 TC -- Rosario, W., SAN, 742
 Putouts -- Rosario, W., TUL, 652
 Assists -- Rosario, W., TUL, 82
 Errors -- Solis, A., SAN, 12
 DP -- (TIE)
 Rosario, W., TUL, 8
 Rosario, A., ARK, 8
 Sarmiento, E., FRI, 8
 PB -- Rosario, W., TUL, 13

PITCHER

Leader -- Arenas, O., ARK, 1.000
 Games -- Vincent, N. SAN, 66
 TC -- Kelly, C., SAN, 37
 Putouts -- Richards, G., ARK, 14
 Assists -- Seaton, R., COR, 24
 Errors -- Friedrich, C., TUL, 6
 DP -- Kelly, C., SAN, 4

CAUGHT STEALING / STOLEN BASES AGAINST EFFICIENCY

CLUB	CS	SB	ATT	PCT
Northwest Arkansas	57	103	160	.356
Tulsa	48	96	144	.333
Frisco	42	88	130	.323
Springfield	49	106	155	.316
Arkansas	51	119	170	.300
San Antonio	51	121	172	.297
Corpus Christi	30	138	168	.179
Midland	34	166	200	.170

HISTORY & RECORDS



SPRINGFIELD CARDINALS FIRSTS

OFFENSIVE FIRSTS:

FIRST HIT -- Shaun Boyd -- 4/7/05.....led off game with a double at ARK
FIRST RUN -- Shaun Boyd -- 4/7/05.....scored on Hanson's HR just three batters into game at ARK
FIRST HOME RUN -- Travis Hanson -- 4/7/05.....2-run HR just three batters into game at ARK
FIRST RBI -- Travis Hanson -- 4/7/05.....2-run HR in the 1st inning at ARK
FIRST SINGLE -- Milko Jaramillo -- 4/7/05.....RBI single in the 5th inning at ARK
FIRST DOUBLE -- Shaun Boyd -- 4/7/05.....led off game at ARK
FIRST TRIPLE -- Travis Hanson -- 4/12/05.....RBI triple in the 4th inning vs. TUL
FIRST HR TO LEAD OFF A GAME -- Kevin Estrada -- 5/9/05.....Top of the 1st inning at SAN
FIRST WALK-OFF HR -- Tyler Minges -- 4/28/05.....Bottom of the 9th inning in 2-1 victory vs. COR
FIRST GRAND SLAM -- Tyler Minges -- 4/18/05.....Off Ambiorix Burgos in 8th inning at WIC
FIRST MULTI-HOMER GAME -- Tyler Minges -- 4/18/05.....two HR's at WIC
FIRST THREE-HOMER GAME -- Mark Hamilton -- 9/7/07...three in game three of TLDS at TUL
FIRST STOLEN BASE -- Shaun Boyd -- 4/13/05.....stole 2nd base in the 1st inning at TUL
FIRST SB ATTEMPT -- Kevin Estrada -- 4/7/05.....caught stealing 2nd in 9th inning at ARK
FIRST PITCHER WITH A HIT -- Buddy Blair -- 4/14/05.....infield single in 4th inning vs. TUL
FIRST PITCHER WITH A HR -- Jordan Pals -- 5/6/05.....2-run HR in 2nd inning at COR
FIRST FIVE-HIT GAME -- Juan Lucena -- 5/17/07 at TUL
FIRST CYCLE -- Domnit Bolivar -- 6/10/11 vs. TUL.....4x5 4 RBI, double, HR, double play, single, triple

FIRST PITCHER TO RECORD A:

WIN -- Randy Leek -- 4/12/05.....2-1 victory vs. TUL
LOSS -- Nate Cotton -- 4/7/05.....6-5 loss at ARK
SAVE -- Josh Kinney -- 4/12/05.....2-1 victory vs. TUL
STRIKEOUT -- Jeremy Cook -- 4/7/05.....struck out Erick Aybar in 3rd inning at ARK
WALK -- Jeremy Cook -- 4/7/05.....walked Reggie Willits to lead off 1st inning at ARK
COMPLETE GAME -- Randy Leek -- 5/29/05.....7-inning 3-0 win in Game 1 of DH at FRI
COMPLETE GAME SHUTOUT -- Randy Leek -- 5/29/05.....7-inning 3-0 win in Game 1 of DH at FRI
COMPLETE GAME 9-INN SHUTOUT -- Randy Leek -- 8/14/05.....6-0 win vs. FRI

TEAM FIRSTS

FIRST WIN -- 4/12/05.....2-1 victory in Home Opener vs. TUL
FIRST LOSS -- 4/7/05.....6-5 loss in Road Opener at ARK
FIRST SERIES SWEEP -- 6/3/05 - 6/5/05.....3-game sweep vs. FRI
FIRST SERIES SWEPT -- 4/7/05 - 4/10/05.....4-game sweep at ARK
FIRST EXTRA INNING GAME -- 4/15/05.....5-4 loss in 10 innings vs. TUL
FIRST EXTRA INNING WIN -- 5/1/05.....2-1 win in 10 innings vs. COR
FIRST DOUBLE HEADER -- 5/29/05.....3-0 win in Game 1, 6-5 11-inning loss in Game 2 at FRI
FIRST PLAYOFF WIN - 9/5/07...4-3 win in Game of TLDS vs TUL
FIRST PLAYOFF SERIES WIN - 9/7...Completed 3-0 sweep in TLDS vs TUL
FIRST PLAYOFF LOSS - 9/11/07...6-2 loss in Game 1 of TLCS at SA
FIRST PLAYOFF SERIES LOSS - 9/15/07...Lost TLCS 3-1 vs SA

FRONT OFFICE

2012 CARDINALS

2011 REVIEW

HISTORY

MINOR LEAGUES

TEXAS LEAGUE

MISC.

HISTORY & RECORDS



All-Time Opening Day Starting Lineups

April 7, 2005

LF - Shaun Boyd
 CF - Reid Gorecki
 3B - Travis Hanson
 DH - Papo Bolivar
 C - Gabe Johnson
 1B - Andy Schutzenhofer
 RF - Tyler Minges
 2B - Matt DeMarco
 SS - Milko Jaramillo
 P - Jeremy Cook

April 6, 2006

SS - Mike McCoy
 CF - Reid Gorecki
 RF - Nick Stavinoia
 3B - Rico Washington
 DH - Brian Martin
 LF - Cody Haerther
 2B - Jarrett Hoffpauir
 1B - Matt Dryer
 C - Iker Franco
 P - Jordan Pals

April 5, 2007

LF - Jon Jay
 RF - Reid Gorecki
 CF - Colby Rasmus
 3B - Juan Richardson
 1B - Joe Mather
 DH - Rico Washington
 SS - Tyler Greene
 C - Bryan Anderson
 2B - Jarrett Hoffpauir
 P - Cory Rauschenberger

April 3, 2008

CF - Jon Jay
 2B - Jose Martinez
 DH - Cody Haerther
 3B - Allen Craig
 C - Bryan Anderson
 RF - Luke Gorsett
 1B - Mark Hamilton
 SS - Tyler Greene
 LF - Shane Robinson
 P - P.J. Walters

April 9, 2009

CF - James Rapoport
 SS - Donovan Solano
 3B - Brett Wallace
 C - Tony Cruz
 LF - Daryl Jones
 2B - Daniel Descalzo
 RF - Andrew Brown
 DH - Tyler Henley
 1B - Brandon Buckman
 P - Kyle Mura

April 8, 2010

CF - Adron Chambers
 2B - Colt Sedbrook
 C - Steven Hill
 3B - Andrew Brown
 LF - Daryl Jones
 1B - Curt Smith
 DH - Charlie Cutler
 SS - Pete Kozma
 RF - James Rapoport
 P - Shaun Garceau

April 7, 2011

CF - Tommy Pham
 SS - Ryan Jackson
 1B - Matt Adams
 DH - Steven Hill
 LF - Aaron Luna
 3B - Niko Vasquez
 RF - Alex Castellanos
 C - Nick Derba
 2B - Jose Garcia
 P - Scott Schneider

All-Time Opening Day Results

April 7, 2005 at Arkansas Travelers - 6-5 Loss

April 6, 2006 vs Arkansas Travelers - 5-4 Loss

April 5, 2007 at Midland RockHounds - 7-1 Loss

April 3, 2008 vs Frisco RoughRiders - 6-3 Loss

April 9, 2009 vs. Frisco RoughRiders - 16-4 Win

April 8, 2010 @ Frisco RoughRiders - 3-1 Loss

April 7, 2011@ Frisco RoughRiders - 6-2 Loss

CARDINALS ALL-TIME BATTING LEADERS

BATTING AVERAGE (Minimum 200 AB/team)

Shane Robinson	.367
Daniel Descalso	.326
Tyler Minges	.324
Alex Castellanos	.319
Matt Carpenter	.316
Tommy Pham	.314
Bryan Anderson	.313
Rico Washington	.306
Joe Mather	.303
Jermaine Curtis	.302

GAMES

Daryl Jones	284
Steven Hill	270
Pete Kozma	250
Andrew Brown	240
Cody Haerther	240
Juan Richardson	234
James Rapoport	233
Travis Hanson	202
Jose Martinez	193
Shaun Boyd	186
Mark Hamilton	186

AT-BATS

Steven Hill	1055
Daryl Jones	1014
Kozma	910
Juan Richardson	874
Andrew Brown	871
James Rapoport	865
Cody Haerther	826
Travis Hanson	798
Jose Martinez	733
Mark Hamilton	656

HITS

Steven Hill	299
Daryl Jones	267
Juan Richardson	263
Andrew Brown	242
Cody Haerther	236
James Rapoport	220
Travis Hanson	212
Pete Kozma	210
Jose Martinez	197
Shaun Boyd	196

RUNS BATTED IN

Steven Hill	185
Juan Richardson	156
Andrew Brown	143
Cody Haerther	122
Travis Hanson	117
Jose Martinez	113
Daryl Jones	111
Pete Kozma	109
Matt Adams	101
Mark Shorey	99

RUNS

Daryl Jones	162
Steven Hill	157
Andrew Brown	141
Juan Richardson	136
James Rapoport	130
Pete Kozma	121
Cody Haerther	120
Shaun Boyd	120
Travis Hanson	103
Tyler Greene	103

HOME RUNS

Steven Hill	57
Andrew Brown	47
Juan Richardson	35
Matt Adams	32
Colby Rasmus	29
Cody Haerther	27
Allen Craig	25
Tyler Greene	24
Travis Hanson	22
Mark Shorey	22
Eric Duncan	22

WALKS

Daryl Jones	122
James Rapoport	108
Andrew Brown	102
Pete Kozma	98
Juan Richardson	93
Mark Hamilton	87
Steven Hill	87
Aaron Luna	83
Jarrett Hoffpauir	80
Mike McCoy	76

DOUBLES

Steven Hill	61
Cody Haerther	55
Juan Richardson	53
Pete Kozma	43
Andrew Brown	42
Daryl Jones	42
Travis Hanson	41
Mark Shorey	39
Tyler Henley	38
Colby Rasmus	37

TRIPLES

Daryl Jones	11
James Rapoport	9
Brandon Yarbrough	8
Antone De Jesus	7
Casey Rowlett	7
Tyler Greene	6
Tyler Minges	6
Daniel Descalso	6
Mike Folli	6

STOLEN BASES

Mike McCoy	31
Kevin Estrada	30
James Rapoport	30
Daryl Jones	29
Jose Garcia	28
Tyler Greene	24
Shaun Boyd	22
Reid Gorecki	21
Colby Rasmus	18

TOTAL BASES

Steven Hill	539
Andrew Brown	431
Juan Richardson	425
Daryl Jones	394
Cody Haerther	380
Travis Hanson	325
Pete Kozma	320
James Rapoport	292
Jose Martinez	286
Mark Hamilton	274

ON BASE % (Min. 200 AB)

Shane Robinson	.416
Aaron Luna	.415
Matt Carpenter	.412
Rico Washington	.412
Jermaine Curtis	.402
Tommy Pham	.398
Daniel Descalso	.397
Tyler Minges	.392
Colby Rasmus	.381

FRONT OFFICE

2012 CARDINALS

2011 REVIEW

HISTORY

MINOR LEAGUES

TEXAS LEAGUE

MISC.

CARDINALS ALL-TIME PITCHING LEADERS

	GAMES	INNINGS PITCHED	GAMES STARTED
FRONT OFFICE	Cory Doyne 102	Jordan Pals 320.0	Jordan Pals 54
	Marco Gonzalez 91	Nick Additon 259.2	Chris Lambert 46
	Francisco Samuel 85	Chris Lambert 232.0	Nick Additon 45
	Kevin Ool 80	Ryan Kulik 225.1	Eric Haberer 37
	Tyler Norrick 74	Eric Haberer 213.1	Stuart Pomeranz 36
	Chris Russ 72	David Kopp 207.0	Ryan Kulik 35
	Fernando Salas 70	Stuart Pomeranz 197.0	David Kopp 35
2012 CARDINALS	Eduardo Sanchez 68	Randy Leek 185.2	Cory Rauschenberger 29
	Sam Freeman 67	Brandon Dickson 177.0	Randy Leek 27
	Zach Zuercher 66	Cory Rauschenberger 173.0	Mike Parisi 27
	EARNED RUN AVERAGE (Minimum 100.0 IP/team)	WALKS	HITS ALLOWED
	Cory Doyne 2.75	Chris Lambert 119	Jordan Pals 363
	Lance Lynn 2.92	Eric Haberer 106	Ryan Kulik 256
	Jess Todd 2.97	Nick Additon 89	Chris Lambert 247
2011 REVIEW	Trey Hearne 3.22	Jordan Pals 81	Nick Additon 241
	Jaime Garcia 3.32	Ryan Kulik 80	David Kopp 231
	Scott Gorgen 3.33	Cory Doyne 78	Eric Haberer 227
	Oscar Alvarez 3.40	David Kopp 75	Stuart Pomeranz 217
	Brian Broderick 3.47	Stuart Pomeranz 70	Brandon Dickson 202
	Randy Leek 3.83	Adam Daniels 69	Randy Leek 190
		Tyler Norrick 69	Kevin Ool 190
HISTORY	WINS	STRIKEOUTS	RUNS ALLOWED
	Eric Haberer 16	Chris Lambert 199	Jordan Pals 183
	Trey Hearne 16	Jordan Pals 191	Chris Lambert 164
	David Kopp 16	Nick Additon 183	Ryan Kulik 141
	Randy Leek 15	Jaime Garcia 138	Eric Haberer 126
	Jordan Pals 15	Brandon Dickson 133	Nick Additon 119
	Nick Additon 15	Cory Doyne 131	Stuart Pomeranz 115
	Ryan Kulik 13	Stuart Pomeranz 130	David Kopp 115
	Chris Lambert 13	Michael Blazek 128	Cory Rauschenberger 107
	Cory Rauschenberger 13	Davis Kopp 124	Kevin Ool 102
	Stuart Pomeranz 12	Mitchell Boggs 117	
MINOR LEAGUES	SAVES	LOSSES	HOME RUNS ALLOWED
	Francisco Samuel 28	Chris Lambert 19	Jordan Pals 40
	Chris Perez 27	Jordan Pals 18	Chris Lambert 35
	Mark Worrell 27	Ryan Kulik 16	Nick Additon 35
	Cory Doyne 25	Gary Daley 13	Randy Leek 29
	Fernando Salas 25	Brandon Dickson 12	Ryan Kulik 26
	Eduardo Sanchez 21	Adam Daniels 11	Stuart Pomeranz 25
TEXAS LEAGUE	Adam Reifer 17	Eric Haberer 11	Michael Blazek 25
	Josh Kinney 11	Cory Rauschenberger 11	David Kopp 24
	Luke Gregerson 10	Jaime Garcia 10	Eric Haberer 22
		Stuart Pomeranz 10	
		Nick Additon 10	WINNING % (Min. 10 Dec.)
		David Kopp 10	Shelby Miller .750 (9-3)
		Scott Schneider 10	Lance Lynn .733 (11-4)
			Fernando Salas .727 (8-3)
			Trey Hearne .696 (16-7)
			Randy Leek .682 (15-7)
			Michael Blazek .647 (11-6)
			David Kopp .615 (16-10)
			Kevin Ool .615 (8-5)
			Mitchell Boggs .611 (11-7)
			Brian Broderick .611 (11-7)
MISC.			

THE LAST TIME IT HAPPENED

CARDINALS PINCH-HIT HOME RUN

Eric Duncan @ Tulsa off Dan Turpen 8/8/1, 9th Inning

CARDINALS BACK-TO-BACK HOME RUNS

Zack Cox and Jermaine Curtis vs. Arkansas 7/28/11 off of Jeremy Berg

OPPONENT BACK-TO-BACK HOME RUNS

BlakeGailen and Chris Pettit of Arkansas vs. Jeff Lyman 9/4/11 @ Hammons Field

MULTIPLE HRs BY CARDINAL IN ONE GAME

Zack Cox vs. NW Arkansas in 2nd and 6th Innings 8/23/11

THREE CONSECUTIVE HRs BY CARDINALS

Travis Hanson, Aaron Herr and Juan Diaz vs. Arkansas, July 25, 2005, eighth inning off Mark O'Sullivan

CARDINAL LEADOFF HOME RUN

Daryl Jones @ Tulsa off Jon Aristil 8/6/10
Daryl Jones @ San Antonio off Jeremy Hefner 8/22/10
Daryl Jones @ Tulsa off Jon Aristil 9/2/10

OPPONENT LEADOFF HOME RUN

Mike Trout of Arkansas off Deryk Hooker 5/9/11

GRAND SLAM BY CARDINAL

Donovan Solano at Tulsa off Christian Friedrich 8/7/11 Game One, 1st inning

GRAND SLAM BY OPPONENT

Brandon Barnes of Corpus Christi off Scott Schneider 8/20/11 @ Whataburger Field

CARDINAL WALK-OFF HOME RUN

Steven Hill in 7th inning vs Tulsa Game Two 7/20/10 off Stuart Pomeranz

OPPONENT WALK-OFF HOMERUN

Jorge Padilla of Wichita off Jason Motte in 9th inning (7/28/07)

CARDINAL HIT FOR CYCLE

Domnit Bolivar 6/10/11 vs. Tulsa (4x5, 2B, HR, 1B, 3B)
Eric Duncan 8/28/11 @ Arkansas (4x5, 2B, HR, 3B, 1B)

FIVE HITS IN ONE GAME BY CARDINAL

Aaron Luna 4/14/11 vs. Frisco (5x5, 4 1B, 2B)
Matt Adams 5/25/11 vs. Corpus Christi (5x6, HR 4 1B)
Shane Robinson 7/20/11 vs. Tulsa (5x5, 2 HR, 2B, 2 1B)

FOUR STOLEN BASES IN ONE GAME BY CARDINAL

Jose Garcia - July 5, 2011 @ Midland

HOME RUN BY CARDINAL PITCHER

Michael Blazek vs. Tulsa 6/9/11, 4th inning off Josh Sullivan

OPPONENT HOME RUN BY PITCHER

Bruce Billings (TUL) at Tulsa 5/21/10, 5th inning off David Kopp

LONGEST WINNING STREAK

8 games (6/9/07 - 6/17/07)

LONGEST LOSING STREAK

9 games (7/20/09 - 7/28/09)

TEN STRIKEOUTS BY CARDINAL PITCHER

Michael Blazek vs NW Arkansas 8/25/11

MOST CONSECUTIVE WINS BY A CARDINAL STARTING PITCHER

9 Games by Trey Hearne (5/13/09 - 7/12/09)
9 Games by Brian Broderick (7/17/10 - 9/4/10)

COMPLETE GAME BY CARDINAL PITCHER

Brian Broderick 6/4/10 @ Corpus Christi and 8/25/10 vs. NW Arkansas

CARDINAL POSITION PLAYER PITCHED

Jermaine Curtis vs. Corpus Christi, 8/14/11

CONSECUTIVE SAVES BY CARDINAL

Chris Perez - 27 (4/10/07 - 7/27/07)

SHUTOUT BY CARDINAL PITCHER

Brian Broderick 6/4/10 @ Corpus Christi

NO HITTER BY CARDINAL PITCHER

-

NO HITTER BY OPPONENT

-

COMBINED CARDINAL SHUTOUT

Shelby Miller (8.0), Jordan Swagerty (1.0) - Sept. 2, 2011 @ Tulsa (3-0)

FRONT OFFICE

2012 CARDINALS

2011 REVIEW

HISTORY

MINOR LEAGUES

TEXAS LEAGUE

MISC.

SPRINGFIELD INDIVIDUAL SINGLE-SEASON RECORDS

FRONT OFFICE

BATTING RECORDS

AVERAGE (Min. 300 AB)

Tyler Minges (2005) - .324

GAMES

Travis Hanson (2005) - 137

AT-BATS

Travis Hanson (2005) - 546

RUNS

Tyler Minges (2005) - 98

HITS

Travis Hanson (2005) - 155

DOUBLES

Colby Rasmus (2007) - 37

TRIPLES

Brandon Yarbrough (2008) - 8

HOME RUNS

Matt Adams (2011) - 32

RBI

Matt Adams (2011) - 101* Led Texas League

WALKS

James Rapoport (2009) - 71

STRIKEOUTS

Juan Richardson (2007) - 118

STOLEN BASES

Mike McCoy (2006) - 30

SLUGGING PERCENTAGE (Min. 300 PA)

Matt Adams (2011) - .566* Led Texas League

ON-BASE PERCENTAGE (Min. 300 PA)

Aaron Luna (2010) - .426* Led Texas League

ERRORS

Travis Hanson (2005) - 36

2012 CARDINALS

2011 REVIEW

HISTORY

MINOR LEAGUES

TEXAS LEAGUE

MISC.

PITCHING RECORDS

ERA (Min. 100 IP)

Brian Broderick (2010) - 2.77

GAMES

Fernando Salas (2008) - 60

WINS

Randy Leek (2005) - 15

LOSSES

Jordan Pals (2005), Gary Daley (2010) - 11

SAVES

Mark Worrell* (2006), Chris Perez (2007) - 27

GAMES STARTED

Nick Additon (2010) Randy Leek (2005), Jordan Pals (2005 and 2006) and Mike Parisi (2006) - 27

COMPLETE GAMES

Randy Leek (2005) - 3

SHUTOUTS

Randy Leek (2005) - 2

INNINGS PITCHED

Randy Leek (2005) - 185.2

STRIKEOUTS

Michael Blazek (2011) - 128

WALKS

Eric Haberer (2007) - 72* Led Texas League

HIT BATTERS

Gary Daley (2010) - 18* Led Texas League

HOME RUNS ALLOWED

Randy Leek (2005) - 29* Led Texas League

WINNING % (Min. 10 Decisions)

Brian Broderick (2010) - .846 (11-2)

LOWEST OPPONENTS BA (Min. 100 IP)

Jess Todd (2008) - .216

WILD PITCHES

Kevin Thomas (2011) - 18* Led Texas League

SPRINGFIELD INDIVIDUAL SINGLE GAME RECORDS

OFFENSE

RUNS

Shaun Boyd	4 (8/10/05 @ Frisco)
Cody Haether	4 (7/9/06 @ Tulsa)
Colby Rasmus	4 (8/19/07 @ Corpus Christi)
Mark Shorey	4 (6/18/08 @ Arkansas)
Brett Wallace	4 (4/9/09 vs. Frisco)
Daryl Jones	4 (4/9/09 vs. Frisco)
Curt Smith	4 (6/4/10 @ Corpus Christi)
Pete Kozma	4 (8/14/10 vs. San Antonio)

HITS

Jose Martinez	5 (8/19/07 @ Corpus Christi)
Steven Hill	5 (4/21/09 @ Midland)
Aaron Luna	5 (4/14/11 vs. Frisco)
Matt Adams	5 (5/25/11 vs. Corpus Christi)
Shane Robinson	5 (7/20/11 vs. Tulsa)

DOUBLES

Juan Richardson	3 (7/27/06 vs. Arkansas)
Cody Haether	3 (8/8/07 vs. San Antonio)
Jose Martinez	3 (8/20/08 @ NW Arkansas)
Steven Hill	3 (4/21/09 @ Midland)
Steven Hill	3 (7/24/10 @ NW Arkansas)
Aaron Luna	3 (8/11/10 vs Corpus Christi)

TRIPLES

Daniel Descalso	2 (4/27/09 @ NW Arkansas)
Daryl Jones	2 (6/2/10 @ Corpus Christi)
Jermaine Curtis	2 (5/23/11 @ Tulsa)

HOME RUNS

Last by Zack Cox	2 (8/23/11 vs. NW Arkansas)
------------------	-----------------------------

RUNS BATTED IN

Rico Washington	7 (4/11/06 @ Tulsa)
Terry Evans	7 (6/10/06 vs. Arkansas)
Colby Rasmus	7 (5/29/07 vs. San Antonio)
Andrew Brown	7 (4/18/10 vs. Midland)

WALKS

Reid Gorecki	4 (6/13/06 vs. Arkansas)
Brandon Yarbrough	4 (8/13/08 vs. San Antonio)

STRIKEOUTS

Last by Nick Derba	4 (4/23/11 @ Tulsa)
--------------------	---------------------

STOLEN BASES

Jose Garcia	4 (7/5/11 @ Midland)
-------------	----------------------

EXTRA BASE HITS

Steven Hill	4 (4/21/09 @ Midland)
Tommy Pham	4 (8/13/10 vs. Corpus Christi)

TOTAL BASES

Tommy Pham	12 (8/13/10 vs. Corpus Christi)
Shane Robinson	12 (7/20/11 vs. Tulsa)

HIT FOR THE CYCLE

Domnit Bolivar	6/10/11 vs. Tulsa
Eric Duncan	8/28/11 @ Arkansas

PITCHING

INNINGS PITCHED (Starter)

Last by Brian Broderick	9.0 (6/2/10 @ Corpus Christi and 8/25/10 vs. NW Arkansas)
-------------------------	---

INNINGS PITCHED (Reliever)

Jess Todd	7.1 (7/19/08 vs. Arkansas)
-----------	----------------------------

RUNS ALLOWED

Jordan Pals	11 (7/19/06 @ Wichita)
Kevin Thomas	11 (7/4/11 @ Midland)

HITS ALLOWED

Jeremy Cook	13 (5/25/05 @ Midland)
Randy Leek	13 (6/26/05 vs. San Antonio)
Trey Hearne	13 (7/18/09 vs. NW Arkansas)

FEWEST HITS ALLOWED (CG, 9 Innings)

Brian Broderick	2 (6/4/10 @ Corpus Christi)
-----------------	-----------------------------

FEWEST HITS ALLOWED (CG, 7 Innings)

Ryan Kuliik	1 (7/12/10 Game 1 vs. Midland)
-------------	--------------------------------

STRIKEOUTS

Trey Hearne	13 (5/8/09 vs. NW Arkansas)
-------------	-----------------------------

WALKS

Nick Additon	9 (7/28/09 @ Arkansas)
Shaun Garceau	9 (5/5/10 @ NW Arkansas)

HOME RUNS ALLOWED

Randy Leek	4 (7/19/05 vs. Wichita)
Jordan Pals	4 (7/24/06 vs. Arkansas)
Gary Daley	4 (6/16/10 vs. Arkansas)
David Kopp	4 (5/30/11 vs. San Antonio)
Michael Blazek	4 (2x, 5/17/11 vs. Midland and 6/14/11 @ Arkansas)
Brett Zawacki	4 (7/19/11 vs. Tulsa)

HIT BATTERS

Eric Haberer	4 (5/17/08 @ Tulsa)
--------------	---------------------

WILD PICTCHES

Chris Lambert	3 (7/26/06 vs. Arkansas)
Jaime Garcia	3 (4/28/07 vs. Tulsa)
Kevin Ool	3 (5/22/07 @ San Antonio)
Shaun Garceau	3 (5/5/10 @ NW Arkansas)
Scott Schneider	3 (4/7/11 @ Frisco)
Kevin Thomas	3 (2x, 6/17/11 @ NW Arkansas and 7/9/11 vs. Frisco)

BALKS

Chris Lambert	2 (6/25/05 vs. San Antonio)
Michael Blazek	2 (7/8/11 vs. Frisco)
Scott Schneider	2 (7/29/11 vs. NW Arkansas)

CYCLES AGAINST

Will Venable, San Antonio	(5/30/2007 @ Springfield)
---------------------------	---------------------------

FRONT OFFICE

2012 CARDINALS

2011 REVIEW

HISTORY

MINOR LEAGUES

TEXAS LEAGUE

MISC.

SPRINGFIELD SINGLE GAME TEAM RECORDS

FRONT OFFICE	<p>Longest Winning Streak: 8 (June 9-17, 2007) Longest Winning Streak to Start a Season: 1 (April 9, 2009) Longest Home Winning Streak: 10 (June 24, 2007 - July 21, 2007) Longest Road Winning Streak: 12 (June 9, 2007 - June 30, 2007) Longest Winning Streak vs. One Team: 8 (Aug. 12, 2010 - June 1, 2011 vs. Corpus Christi) Longest Losing Streak: 10 (May 8 - May 18, 2008) Longest Losing Streak to Start a Season: 6 (April 3- April 8, 2008)</p>
2012 CARDINALS	<p>Longest Home Losing Streak: 6 (April 3 - April 8, 2008) Longest Road Losing Streak: 7 (2x, Aug. 18 - Aug. 25, 2006 and May 8 - May 15, 2008) Longest Losing Streak vs. One Team: 7 (May 6 - June 18, 2011 vs. NW Arkansas) Most Runs in a Game: 20 (April 17, 2007 vs. Tulsa) Most Runs (Opponent): 18 (July 4, 2009 vs. Frisco) Most Runs in an Inning: 10 (2x, April 17, 2008 vs. Tulsa and May 19, 2010 vs. Arkansas) Most Runs in an Inning (Opponent): 10 (May 10, 2005 @ Frisco) Most Combined Runs in a Game: 28 (July 19, 2011 vs. Tulsa, Loss 17-11) Largest Margin of Victory: 16 (Aug. 27, 2007 @ Arkansas) Largest Margin of Deafeat: 15 (Aug. 5, 2005 @ Arkansas)</p>
2011 REVIEW	<p>Most Hits: 20 (5x, July 13, 2007 @ Wichita, Aug 19, 2007 @ Corpus Christi, June 18, 2008 @ Arkansas, Aug. 23, 2008 vs. Arkansas and Aug. 10, 2009 vs. Tulsa) Most Hits (Opponent): 22 (May 25, 2005 @ Midland) Fewest Hits: 1 (2x, July 28, 2009 @ Arkansas and June 7, 2010 @ San Antonio) Fewest Hits (Opponent): 1 (2x, June 5, 2005 vs. Frisco and July 12, 2010 Game One vs. Midland) Longest Hitting Streak: 18 (3x, Travis Hanson, Aug. 11, 2005 - Aug. 29, 2005, Tyler Greene, July 10, 2008 - Promotion, and Tony Cruz, June 15, 2010 - July 9, 2010) Most Home Runs in a Game: 6 (May 6, 2010 @ NW Arkansas and June 20, 2011 vs. Arkansas) Most Home Runs in a Game (Opponent): 7 (July 19, 2011 vs. Tulsa) Most Doubles in a Game: 9 (July 14, 2008 @ Tulsa) Most Doubles in a Game (Opponent): 8 (June 6, 2007 vs. Tulsa) Most Triples in a Game: 3 (June 19, 2008 @ Arkansas) Most Triples in a Game (Opponent): 3 (July 25, 2007 @ Arkansas) Most Stolen Bases: 7 (July 11, 2006 vs. Corpus Christi) Most Stolen Bases (Opponent): 8 (August 24, 2011 vs. NW Arkansas) Most Walks Drawn: 11 (May 23, 2007 @ San Antonio) Most Walks Allowed: 12 (2x, April 12, 2009 vs. Midland and July 4, 2009 vs. Frisco) Most Strikeouts on Offense (9-Inning game): 16 (2x, Aug. 10, 2006 vs. Frisco and Aug. 21, 2010 @ San Antonio) Most Strikeouts (Opponent, 9-Inning Game): 19 (May 8, 2009 vs. NW Arkansas) Most Runners Left on Base: 19 (July 14, 2008 Game Two @ Tulsa) Most Runs Batted In: 18 (April 17, 2008 vs. Tulsa) Most Double Plays Turned in a Game: 5 (4x, April 18, 2006 vs. Wichita, Aug. 23, 2006 @ Tulsa, June 3, 2009 vs. Corpus Christi and July 20, 2009 @ Tulsa) Most Double Plays Hit Into in a Game: 5 (May 3, 2008 vs. Arkansas) Most Triple Plays: Never been Accomplished Most Errors in a Game: 5 (6x, May 27, 2005 @ frisco, July 22, 2006 @ Wichita, May 11, 2007 @ Wichita, Aug. 19, 2008 vs. NW Arkansas, May 18, 2011 @ Arkansas and July 10, 2011 vs. Tulsa) Longest Game (Innings): 14 (2x, April 23, 2005 @ Tulsa and April 22, 2008 @ NW Arkansas) Longest Game Time: 5:27 (August 11, 2005 vs. Midland, 13 Innings) Longest Game Time (9 Innings): 3:43 (April 16, 2009 @ Frisco) Shortest Game Time (9 Innings): Largest Home Crowd (Regular Season): 10,139 (July 1, 2006 vs. Wichita) Largest Home Crowd (Playoffs): 8,703 (Sept. 14, 2007 vs. San Antonio) Largest Season Attendance: 526,630 (2005)</p>
HISTORY	
MINOR LEAGUES	
TEXAS LEAGUE	
MISC.	

SPRINGFIELD CARDINALS ALL-TIME ROSTER & JERSEY NUMBERS

A

Matt Adams, 2011 (#25)
 Nick Additon, 2009-11 (#32, #15, #11)
 Alan Ahmady, 2011 (#38)
 Oscar Alvarez, 2005 (#31, #33)
 Bryan Anderson, 2007-08 (#8, #7)
 Rick Ankiel, 2005 (#32, #18)
 Matt Arbur, 2009 (#41)
 Josh Axelson, 2005 (#28)

B

Alan Benes, 2005 (#39)
 Larry Bigbie, 2006 (#22)
 Buddy Blair, 2005 (#16)
 Michael Blazek, 2011 (#33)
 Mitchell Boggs, 2007 (#12)
 Domnit Bolivar, 2011 (#3)
 Papo Bolivar, 2005 (#15)
 Shaun Boyd, 2005-06 (#4, #8)
 Brian Broderick, 2009-10 (#25, #34)
 Andrew Brown, 2008-10 (#22, #18)
 Brandon Buckman, 2008-09 (#25, #44)
 Jason Buursma, 2010 (#25)

C

Daniel Calhoun, 2011 (#38)
 Carmen Cali, 2006 (#31)
 Robinson Cancel, 2005 (#18)
 Chris Carpenter, 2008 (#41)
 Matt Carpenter, 2010 (#7)
 Alex Castellanos, 2011 (#18)
 Hugo Castellanos, 2007 (#26)
 Richard Castillo, 2011 (#27)
 Troy Cate, 2006 (#28)
 Andy Cavazos, 2005-06 (#25, #36)
 Adron Chambers, 2010 (#31)
 Matt Clement, 2008 (#33)
 Maikel Cleto, 2011 (#41)
 Jeremy Cook, 2005 (#40)
 Michael Cooper, 2007 (#38)
 Nate Cotton, 2005 (#35)
 Zack Cox, 2011 (#7)
 Allen Craig, 2007-2008, 2011 (#5, #44)
 Brad Cresse, 2005 (#18, #22)
 Tony Cruz, 2009-10 (#10, #16)
 Jeremy Cummings, 2005 (#34)
 Jermaine Curtis, 2010-11 (#30, #21, #5)
 Charlie Cutler, 2010-11 (#16, #30, #37)

D

Gary Daley, 2009-10 (#44, #33, #51)
 Adam Daniels, 2007-08 (#36, #22, #32)
 Sean Danielson, 2007 (#27)
 Luis De La Cruz, 2010 (#30)
 Eddie Degerman, 2009 (#22)
 Antonio DeJesus, 2009-10 (#5, #23)
 Ramon Delgado, 2010-11 (#19, #16)
 Matt DeMarco, 2005 (#3)
 Nick Derba, 2009-11 (#23, #31, #21)
 Daniel Descalso, 2008-09 (#10, #3)
 Josh Dew, 2008 (#19, #39)
 Mark Diapoules, 2010 (#40)
 Juan Diaz, 2005-06 (#37)
 Brandon Dickson, 2008-09 (#24)
 Dennis Dove, 2006 (#36)
 Cory Doyne, 2005-06 (#35, #38)
 Matt Dryer, 2006 (#40)
 Eric Duncan, 2011 (#15)

E

Tom Eager, 2010 (#33)
 Cal Eldred, 2005 (#36)

Juan Encarnacion 2007 (#40)
 Kevin Estrada, 2005-06 (#8, #28, #12)
 Terry Evans, 2006 (#40, 22)

F

Anthony Ferrari, 2005 (#30)
 Mike Ferris, 2007 (#28)
 Chuckie Fick, 2009-10 (#30)
 Justin Fiske, 2008-09 (#31)
 Mike Folli, 2009-10 (#8)
 Iker Franco, 2006 (#24)
 Samuel Freeman, 2009, 2011 (#30, #12)
 David Freese, 2009-10 (#25)
 Matt Frevet, 2011 (#26)
 Brad Furnish, 2008-09 (#32)

G

Shaun Garcea, 2010 (#12)
 Isa Garcia, 2008 (#16)
 Jaime Garcia, 2007-08 (#24)
 Jose Garcia, 2006-07 (#22, #29)
 Jose Garcia, 2009-11 (#28, #11, #12, #3)
 Justin Garza, 2006 (#28)
 John Gast, 2011 (#16)
 Troy Glaus, 2009 (#41)
 Marco Gonzalez, 2008-09 (#51, #35)
 Reid Gorecki, 2005-07 (#11, #3, #7)
 Scott Gorgen, 2009-10 (#16, #24, #29)
 Luke Gorsett, 2008 (#25)
 Khalil Greene, 2009 (#36)
 Tyler Greene, 2007-2008 (#15, #8)
 Nick Greenwood, 2011 (#32)
 Luke Gregerson, 2008 (#23, #21)
 Henry Guerrero, 2007 (#36, 7, 24)

H

Eric Haberer, 2006-2007 (#19)
 Cody Haerther, 2005-2008 (#16, #15, #10)
 Mark Hamilton, 2007-09 (#25, #15)
 Travis Hanson, 2005-06 (#23, #22, #16)
 Blake Hawksworth, 2006 (#44, #23)
 Trey Hearme, 2009-10 (#33, #35)
 Tyler Henley, 2009-11 (#12)
 Elvis Hernandez, 2009 (#29)
 Aaron Herr, 2005 (#38)
 Tyler Herron, 2008-09 (#24)
 Steven Hill, 2008-11 (#18, #21)
 Jarrett Hoffpauir, 2006-2007 (#10)
 Kris Honel, 2008 (#27)
 Deryk Hooker, 2011 (#19, #27)

I

D;Marcus Ingram, 2011 (#21, #31)
 Jason Isringhausen, 2008 (#41)

J

Ryan Jackson, 2011 (#23)
 Milko Jaramillo, 2005 (#10)
 Jon Jay, 2007 (#23)
 Tyler Johnson, 2007 (#28)
 Daryl Jones, 2008-11 (#29, #4)
 Gabe Johnson, 2005-06 (#5, #35)

K

Joe Kelly, 2011 (#22)
 Blake King, 2009-10 (#27)
 Josh Kinney, 2005, 2008 (#34, #33)
 David Kopp, 2009-11 (#44)
 Pete Kozma, 2009-10 (#11, #27, #5)
 Ryan Kulik, 2009-11 (#38, #28)

FRONT OFFICE

2012 CARDINALS

2011 REVIEW

HISTORY

MINOR LEAGUES

TEXAS LEAGUE

MSC.

SPRINGFIELD CARDINALS ALL-TIME ROSTER & JERSEY NUMBERS

L

Chris Lambert, 2005-2007 (#24, #32)
 Rayner Laya, 2005-06 (#3, #23)
 Randy Leek, 2005 (#29)
 Kristhiam Linares, 2009 (#30)
 Kyle Lohse, 2009-10 (#28)
 Juan Lucena, 2007 (#28, #26)
 Aaron Luna, 2009-11 (#15, #10)
 Jeff Lyman, 2011 (#39)
 Lance Lynn, 2009 (#35)

M

Pete Maestrales, 2008 (#31)
 Kenneth Maiques, 2009 (#40)
 Amaury Marti, 2006-07 (#40, #15)
 Brian Martin, 2006 (#22)
 Jose Martinez, 2007-08 (#3)
 Joe Mather, 2007, 2009 (#21, #25)
 Kyle McClellan, 2007 (#38)
 Mark McCormick, 2008 (#44)
 Mike McCoy, 2005-07 (#3, #5)
 Scott McGregor, 2010 (#38)
 Chris Mears, 2005 (#36)
 Ryan Meaux, 2007(#22)
 Matt Meyer, 2010 (#40)
 Jonathan Mikrut, 2008 (#26, #28)
 Aaron Miles, 2010 (#12)
 Shelby Miller, 2011 (#26)
 Tyler Minges, 2005 (#26)
 Clayton Mortensen, 2008 (#32)
 Jason Motte, 2005-07 (#36, #28, #18)
 Dan Moylan, 2005-06 (#12, #4)
 Mark Mulder, 2008 (#36)
 Casey Mulligan, 2009-11 (#22, #38)
 Kyle Mura, 2008-10 (#36, #39)

N

Dan Nelson 2008, (36)
 Joe Nelson, 2005 (#31)
 Arquimedes Nieto, 2010-11 (#12, #11, #31)
 Tyler Norrick, 2009-10 (#26, #29)
 Mark Nussbeck, 2005 (#19)

O

Kevin Ool, 2005-07 (#27, #30)
 Adam Ottavino, 2008 (#30)

P

Matt Pagnozzi, 2005, 2007-08 (#22, #19, #5)
 Jordan Pals, 2005-06 (#41)
 Pete Parise, 2009 (#16)
 Mike Parisi, 2006 (#18)
 Tyler Parker, 2005 (#32, #33, #11)
 Josh Pearce, 2005 (#19)
 Luis Perdomo, 2008 (#19)
 Audry Perez, 2011 (#10)
 Chris Perez , 2007 (#35)
 Shane Peterson, 2009 (#15)
 Tommy Pham, 2010-11 (#44, #24, #4)
 Stuart Pomeranz, 2005-06 (#25)
 Josh Pressley, 2006 (#39)
 Bill Pulsipher, 2005 (#33)
 Nick Punto, 2011 (#22)

R

Jose Rada, 2011 (#36)
 Jim Rapoport, 2008-11 (#7, #27)
 Colby Rasmus, 2007 (#4)
 Cory Rauschenberger, 2007-08, 2011 (#44)

Anthony Rawson, 2005 (#27)
 Adam Reifer, 2010 (#26)
 Juan Richardson, 2006-07 (#34)
 Bo Robinson, 2005 (#24)
 Shane Robinson, 2008, 2011 (#4, #27)
 Jorge Rondon, 2011 (#40)
 Casey Rowlett, 2007-08 (#11)
 Rich Rundles, 2006 (#44)
 Chris Russ, 2006-07 (#21, #31)
 Evan Rust, 2005 (#39)
 Brendan Ryan, 2005-06, 2008 (#44, #26)

S

Kyle Sadlowski, 2008 (#19)
 Fernando Salas, 2008-09 (#38)
 Francisco Samuel, 2009-11 (#19)
 Danilo Sanchez, 2007 (#33)
 Eduardo Sanchez, 2009-11 (#29, #27)
 Rich Scalamandre, 2005-06 (#44, #12)
 Matt Scherer, 2007-08 (#41)
 Scott Schneider, 2011 (#29)
 Andy Schutzenhofer, 2005 (#22)
 Xavier Scruggs, 2010 (#39)
 Colt Sedbrook, 2009-10 (#11)
 Mark Shorey, 2007-08 (#40)
 Mike Sillman, 2007 (#29)
 Jesse Simpson, 2011 (#16)
 Curt Smith, 2009-10 (#29, #22)
 Donovan Solano, 2008-09, 2011 (#18, #11, #3)
 Nick Stavinoha, 2006 (#33)
 Brian Stitt, 2007 (#33)
 Nick Stocks, 2005 (#30)
 Jordan Swagerty, 2011 (#18)
 Chris Swauger, 2010-11 (#8)

T

Travis Tartamella, 2011 (#38)
 Kevin Thomas, 2011 (#35)
 Jess Todd, 2008 (#27)

V

Scott Vander Weg, 2008 (#25)
 A.J. Van Slyke, 2008 (#18)
 Niko Vasquez, 2011 (#7)

W

Adam Wainright, 2008 (#41)
 Brett Wallace, 2008-09 (#23, #25)
 Shane Wallace, 2005 (#39)
 P.J. Walters, 2007-08 (#33)
 Sam Walton, 2006 (#39)
 Rico Washington, 2006-07 (#8, #28, #11)
 Nick Webber, 2007-08 (#39)
 Todd Wellemeyer, 2007 (#35)
 Joe Williams, 2009 (#44)
 Mark Worrell, 2006 (#27)

Y

Brandon Yarbrough, 2008 (#12)

Z

Brett Zawacki, 2011 (#40, #28)
 Bob Zimmerman, 2008 (#35)
 Pete Zoccolillo, 2005 (#19)
 Zack Zuercher, 2007-2008 (#22)

FRONT OFFICE

2012 CARDINALS

2011 REVIEW

HISTORY

MINOR LEAGUES

TEXAS LEAGUE

MISC.



Ryan Jackson led Springfield in games played, hits, at-bats and doubles in 2011 while earning Mid-Season and Post-Season All-Star honors at shortstop

Minor League Affiliates

ST. LOUIS CARDINALS



MEMPHIS REDBIRDS

Triple-A Pacific Coast League
175 Toyota Center, Ste. 300
Memphis, TN 38103
Phone: (901) 721-6050
Fax: (901) 527-1642
www.memphisredbirds.com

General Manager: Ben Weiss
Field Manager: Ron "Pop" Warner
Pitching Coach: Blaise IIsley
Hitting Coach: Mark Budaska
Trainer: Jeremy Clipperton



SPRINGFIELD CARDINALS

Double-A Texas League
955 E. Trafficway
Springfield, MO 65802
Phone: (417) 863-0395
Fax: (417) 863-0388
www.springfieldcardinals.com

General Manager: Matt Gifford
Field Manager: Mike Schildt
Pitching Coach: Bryan Eversgerd
Hitting Coach: Phillip Wellman
Trainer: Jason Hall



PALM BEACH CARDINALS

Class-A Florida State League
4751 Main Street
Jupiter, FL 33458
Phone: (561) 775-1818
Fax: (561) 691-6886
www.palmbeachcardinals.com

General Manager: Lisa Fegley
Field Manager: Johnny Rodriguez
Pitching Coach: Dennis Martinez
Hitting Coach: Jeff Albert
Trainer: Manabu Kuwazuru



QUAD CITIES RIVER BANDITS

Class-A Midwest League
209 South Gaines Street
Davenport, IA 52802
Phone: (563) 324-3000
Fax: (563) 324-3109
www.riverbandits.com

General Manager: Stephanie Brown
Field Manager: Luis Aguayo
Pitching Coach: Ace Adams
Hitting Coach: Joe Kruzell
Trainer: Scott Ensell



BATAVIA MUCKDOGS

Class-A New York-Penn League (Short Season)
299 Bank St.
Batavia, NY 14020
Phone: (585) 343-5454
Fax: (585) 343-5620
www.muckdogs.com

General Manager: Travis Sick
Field Manager: Dann Bilardello
Pitching Coach: Dernier Orozco
Hitting Coach: Roger Lafrancois
Trainer: Mike Petarca



JOHNSON CITY CARDINALS

Class-A Appalachian League (Short Season)
111 Legion St.
Johnson City, TN 37601
Phone: (423) 461-4866
Fax: (423) 461-4864
www.jccardinals.com

General Manager: Chuck Arnold
Field Manager: Oliver Marmol
Pitching Coach: Doug White
Hitting Coach: Ramon Ortiz
Trainer: TBD



FRONT OFFICE

2012 CARDINALS

2011 REVIEW

HISTORY

MINOR LEAGUES

TEXAS LEAGUE

MISC.

MEMPHIS REDBIRDS

Triple-A Pacific Coast League ♦ 2011 Record: 77-66
Attendance: 493,528



2011 INDIVIDUAL BATTING STATISTICS

BATTERS	AVG	G	AB	R	H	2B	3B	HR	RBI	TB	BB	IBB	SO	SB	CS	OBP	SLG	OPS	SF	SAC	HBP	DP	E
Anderson, Bryan	.281	98	335	39	94	19	0	8	37	137	36	3	76	1	1	.357	.409	.766	2	0	5	8	8
Brown, Andrew	.284	107	359	67	102	12	3	20	73	180	56	1	105	4	4	.382	.501	.883	7	1	5	6	6
Bynum, Freddie	.248	75	226	30	56	11	2	3	21	80	16	0	49	4	1	.299	.354	.653	1	4	1	2	7
Carpenter, Matt	.300	130	434	61	130	29	3	12	70	201	84	1	68	5	4	.417	.463	.880	6	3	8	12	16
Chambers, Adron	.277	128	426	73	118	19	5	10	44	177	53	0	90	22	13	.368	.415	.783	3	9	10	9	4
Craig, Allen	.286	10	35	9	10	2	1	1	5	17	3	0	3	0	0	.359	.486	.845	0	0	1	1	0
Cruz, Tony	.262	45	149	13	39	5	1	4	25	58	11	0	31	0	1	.315	.389	.704	1	2	1	7	3
Derba, Nick	.197	22	61	6	12	2	1	0	10	16	4	0	17	0	0	.246	.262	.508	0	1	0	2	2
Freese, David	.231	4	13	1	3	1	0	0	1	4	1	0	3	0	0	.286	.308	.593	0	0	0	0	0
Garcia, Jose	.333	18	45	10	15	3	0	0	5	18	5	0	7	2	2	.400	.400	.800	0	0	0	0	1
Greene, Tyler	.323	66	254	53	82	19	2	14	43	147	37	1	75	19	2	.422	.579	1.001	2	2	8	3	14
Hamilton, Mark	.345	69	252	46	87	26	0	2	39	119	42	1	44	0	0	.439	.472	.911	5	0	4	8	3
Hill, Steven	.294	6	17	3	5	0	0	3	6	14	2	0	5	0	0	.368	.824	1.192	0	0	0	2	0
Jones, Daryl	.250	53	120	18	30	7	1	3	15	48	23	2	39	2	3	.379	.400	.779	0	0	2	0	1
Kozma, Pete	.214	112	398	48	85	17	2	3	47	115	36	3	91	2	2	.280	.289	.569	6	5	3	7	14
Laird, Gerald	.429	2	7	2	3	1	0	0	1	4	2	0	1	0	0	.556	.571	1.127	0	0	0	0	0
Luna, Aaron	.266	71	203	36	54	7	0	10	33	91	19	1	49	5	0	.354	.448	.803	4	1	11	6	3
Punto, Nick	.200	5	15	2	3	0	0	0	0	3	3	0	1	0	0	.333	.200	.533	0	0	0	0	2
Rapoport, James	.252	76	262	35	66	4	1	3	19	81	46	1	31	1	4	.368	.309	.677	0	5	2	5	1
Robinson, Shane	.299	43	167	35	50	8	3	4	23	76	19	0	16	9	1	.366	.455	.822	4	2	1	5	1
Solano, Donovan	.284	81	229	22	65	21	1	1	23	91	19	0	35	2	0	.336	.397	.733	4	5	1	6	8
Stavinoha, Nick	.270	133	533	84	144	30	1	28	109	260	44	2	100	5	1	.329	.488	.817	4	0	5	19	6
Vazquez, Ramon	.275	40	131	21	36	6	0	0	17	42	18	0	28	1	1	.362	.321	.683	0	1	0	1	6
Team Total	.270	143	4877	722	1318	252	27	129	677	2011	588	16	1043	84	40	.354	.412	.766	49	63	71	113	118

MEMPHIS REDBIRDS



2011 INDIVIDUAL PITCHING STATISTICS

PITCHERS	W	L	ERA	G	GS	CG	SHO	SV	SVO	IP	H	R	ER	HR	HB	BB	IBB	SO	BK	WP	GO/AO	DP	WHIP	AVG
Addon, Nick	4	8	4.56	18	16	0	0	0	0	96.2	94	52	49	14	1	40	0	80	0	2	0.56	11	1.39	.260
Augenstein, Bryan	3	0	4.04	26	1	0	0	0	1	35.2	36	18	16	5	1	12	1	35	0	0	0.90	1	1.35	.250
Blazek, Michael	2	0	3.75	2	2	0	0	0	0	12.0	8	5	5	1	0	9	0	6	0	1	1.64	1	1.42	.205
Boggs, Mitchell	0	2	2.45	4	4	0	0	0	0	14.2	12	5	4	1	2	5	0	14	0	1	1.08	2	1.16	.226
Boyer, Blaine	0	2	13.50	4	4	0	0	0	0	16.0	34	26	24	5	1	9	0	5	0	1	1.11	4	2.69	.466
Broderick, Brian	7	7	5.04	22	15	0	0	0	1	91.0	121	56	51	11	3	21	1	45	0	2	1.27	10	1.56	.324
Buursma, Jason	0	0	3.78	15	0	0	0	0	1	16.2	19	8	7	1	2	13	0	5	0	1	1.21	2	1.92	.292
Cleto, Maikel	5	3	4.29	13	13	0	0	0	0	71.1	57	37	34	6	3	43	0	66	1	4	0.95	4	1.40	.218
Dickson, Brandon	8	9	3.95	26	25	1	0	0	0	157.1	169	75	69	22	4	32	1	124	1	5	1.53	19	1.28	.277
Fick, Chuckie	5	3	2.30	54	0	0	0	1	2	70.1	44	25	18	2	6	37	7	61	0	1	3.03	9	1.15	.180
Greenwood, Nick	0	0	9.00	1	0	0	0	0	0	2.0	4	2	2	0	0	0	0	2	0	0	1.00	0	2.00	.400
King, Blake	2	0	11.08	15	0	0	0	0	0	13.0	9	18	16	2	3	20	0	19	0	4	1.75	0	2.23	.188
Kopp, David	0	0	7.00	8	0	0	0	0	0	9.0	13	9	7	1	1	5	0	8	0	0	1.83	3	2.00	.342
Lynn, Lance	7	3	3.84	12	12	0	0	0	0	75.0	79	33	32	2	2	25	0	64	0	2	0.93	8	1.39	.279
Mahay, Ron	1	0	1.64	12	0	0	0	0	0	11.0	8	2	2	1	0	3	1	8	0	0	0.67	0	1.00	.205
Marte, Victor	2	4	1.44	55	0	0	0	31	38	62.1	47	13	10	5	1	20	2	52	1	3	1.73	8	1.07	.210
Ottavino, Adam	7	8	4.85	26	25	0	0	0	0	141.0	154	85	76	14	9	71	0	120	1	8	1.42	20	1.60	.284
Parise, Pete	2	1	3.97	40	0	0	0	1	4	56.2	55	26	25	8	1	16	3	32	0	0	0.93	7	1.25	.253
Rauschenberger, Cory	5	2	2.87	46	2	0	0	1	2	75.1	71	28	24	9	5	29	1	32	0	6	1.48	21	1.33	.256
Reifer, Adam	0	1	1.42	5	0	0	0	0	0	6.1	7	1	1	1	0	1	0	1	0	0	1.80	3	1.26	.318
Rundles, Rich	1	3	1.80	35	0	0	0	1	2	30.0	24	13	6	3	5	15	3	29	0	0	1.14	3	1.30	.224
Salas, Fernando	0	0	0.00	3	0	0	0	2	2	3.0	2	0	0	0	2	0	0	4	0	0	1.00	1	0.67	.222
Sanchez, Eduardo	1	0	0.00	2	0	0	0	0	0	3.0	0	0	0	0	0	0	0	3	0	0	0.50	0	0.00	.000
Todd, Jess	2	4	4.91	41	0	0	0	0	2	44.0	46	25	24	4	2	14	5	38	0	1	0.93	3	1.36	.275
Valdes, Raul	6	2	4.73	27	7	0	0	0	0	59.0	61	32	31	8	4	11	0	62	0	3	0.64	2	1.22	.263
Walters, P.J.	7	4	4.27	17	17	1	0	0	0	103.1	105	51	49	9	12	42	2	87	1	0	0.91	11	1.42	.267
Team Total	77	66	4.10	143	143	2	4	37	55	1275.2	1279	645	581	135	70	493	27	1002	5	45	1.44	153	1.39	.264

FRONT OFFICE

2012 CARDINALS

2011 REVIEW

HISTORY

MINOR LEAGUES

TEXAS LEAGUE

MISC.

PALM BEACH CARDINALS

Class-A Florida State League ♦ 2011 Record: 68-70
Attendance: 68,620



2011 INDIVIDUAL BATTING STATISTICS

BATTERS	AVG	G	AB	R	H	2B	3B	HR	RBI	TB	BB	IBB	SO	SB	CS	OBP	SLG	OPS	SF	SAC	HBP	DP	E
Ahmady, Alan	.253	90	304	48	77	19	2	1	41	103	62	0	66	2	2	.388	.339	.727	5	1	8	9	2
Bogany, Jarred	.183	21	71	8	13	1	2	1	5	21	5	0	31	1	1	.237	.296	.533	0	1	0	0	0
Bolivar, Domnit	.273	88	304	40	83	16	3	8	41	129	27	0	73	7	2	.341	.424	.766	1	2	5	8	17
Castillo, Juan	.163	13	43	5	7	2	0	0	4	9	4	0	4	0	0	.234	.209	.443	0	0	0	2	1
Cerreto, Philip	.207	15	58	5	12	5	0	0	6	17	4	1	13	0	0	.258	.293	.551	0	0	0	2	0
Conley, Kyle	.249	72	273	32	68	18	4	13	50	133	26	1	79	0	3	.321	.487	.808	2	0	4	2	3
Cox, Zack	.335	42	164	22	55	8	0	3	20	72	11	1	29	2	2	.380	.439	.819	2	1	2	2	4
De La Cruz, Luis	.276	46	152	19	42	11	0	1	18	56	10	0	18	3	0	.321	.368	.689	0	3	0	5	10
Elkins, Patrick	.195	14	41	9	8	0	0	0	2	8	9	0	11	3	0	.340	.195	.535	0	1	0	1	0
Garcia, Greg	.290	59	210	36	61	11	5	2	16	88	31	1	42	4	4	.400	.419	.819	1	7	8	3	4
Ingram, D'Marcus	.272	28	103	16	28	7	0	1	4	38	14	0	23	13	1	.370	.369	.739	0	1	2	0	0
Lara, Edgar	.257	84	300	29	77	14	0	10	42	121	16	0	74	1	2	.298	.403	.701	6	0	4	5	0
Mateo, Luis	.179	56	184	22	33	5	0	2	12	44	10	0	31	7	4	.239	.239	.478	2	1	5	6	2
Melker, Adam	.245	94	314	36	77	16	1	0	32	95	34	1	69	10	5	.328	.303	.630	3	3	6	3	3
Obregon, Ted	.236	64	208	22	49	1	3	0	12	56	11	0	52	13	4	.274	.269	.543	0	4	0	7	15
Perez, Audry	.291	22	86	7	25	4	0	3	10	38	2	0	13	0	0	.307	.442	.749	0	0	0	2	3
Ramirez, Ronald	.211	35	133	9	28	2	0	0	3	30	5	0	27	2	2	.239	.226	.465	0	1	0	3	9
Rodriguez, Ryde	.220	13	41	4	9	1	0	0	3	10	1	0	6	0	0	.238	.244	.482	0	0	0	1	1
Rodriguez, Starlin	.315	45	165	28	52	9	1	4	20	75	6	0	34	3	5	.354	.455	.808	4	4	6	1	6
Rosario, Rainel	.270	122	455	52	123	19	6	9	70	181	40	0	112	15	8	.333	.398	.730	5	3	5	13	3
Scruggs, Xavier	.260	117	411	57	107	27	3	21	63	203	40	1	125	4	1	.340	.494	.834	6	1	13	11	13
Stock, Robert	.262	42	149	16	39	8	1	1	9	52	18	0	17	0	1	.339	.349	.688	1	3	0	2	0
Tartamella, Travis	.203	20	64	6	13	3	0	1	8	19	7	0	22	0	0	.278	.297	.575	1	1	0	2	1
Vasquez, Niko	.226	86	287	40	65	14	0	7	35	100	31	1	70	3	2	.308	.348	.656	5	3	5	6	5
Team Total	.255	138	4520	568	1151	221	31	88	526	1698	424	7	1041	93	49	.326	.376	.701	44	41	73	96	119

PALM BEACH CARDINALS



2011 INDIVIDUAL PITCHING STATISTICS

PITCHERS	W	L	ERA	G	GS	CG	SHO	SV	SVO	IP	H	R	ER	HR	HB	BB	IBB	SO	BK	WP	GO/AO	DP	WHIP	AVG
Augenstein, Bryan	0	2	10.38	3	2	0	0	0	0	4.1	8	5	5	2	0	0	0	6	0	0	0.75	0	1.38	.316
Boyer, Blaine	1	1	5.06	3	3	0	0	0	0	10.2	6	6	6	1	0	3	0	11	0	0	3.20	0	0.84	.158
Bradford, Jared	0	0	5.40	1	0	0	0	0	0	1.2	1	1	1	0	0	3	0	2	0	0	0.50	0	2.40	.167
Butler, Keith	1	0	1.25	34	0	0	0	12	12	36.0	19	6	5	1	2	18	0	52	0	0	0.56	2	1.03	.151
Calhoun, Daniel	4	3	3.28	36	0	0	0	1	2	57.2	60	23	21	3	3	15	2	39	0	0	0.89	9	1.30	.276
Castillo, Richard	5	4	3.62	13	10	0	0	0	0	59.2	62	25	24	3	3	22	1	47	0	0	0.74	6	1.41	.276
Cleto, Maikel	1	1	2.48	5	5	0	0	0	0	29.0	20	10	8	2	2	10	0	33	0	2	0.59	1	1.03	.190
Corrigan, Chris	1	1	3.48	32	0	0	0	0	1	41.1	49	18	16	1	0	21	2	29	0	5	1.34	8	1.69	.301
Fornataro, Eric	7	13	3.67	24	24	1	0	0	0	144.2	150	68	59	7	12	50	0	116	0	16	1.38	17	1.38	.265
Freeman, Samuel	0	0	4.00	7	0	0	0	0	1	9.0	8	5	4	0	0	4	0	7	0	0	0.80	0	1.33	.258
Gast, John	5	4	3.95	13	12	1	0	0	0	82.0	85	40	36	7	8	28	1	59	0	5	1.43	6	1.38	.272
Greenwood, Nick	0	0	9.00	2	0	0	0	0	0	3.0	3	3	3	1	1	0	0	3	0	0	5.00	0	1.00	.250
Hooker, Deryk	0	0	0.00	1	1	0	0	0	0	4.0	3	0	0	0	0	0	0	5	0	0	0.75	0	0.75	.200
Kelly, Joe	5	2	2.60	12	11	0	0	0	0	72.2	56	26	21	1	8	34	0	62	0	5	1.96	8	1.24	.215
Lyman, Jeff	1	0	2.45	7	0	0	0	0	0	11.0	7	4	3	0	1	10	0	5	0	1	0.37	0	1.55	.189
Lyons, Tyler	9	4	4.50	33	12	1	1	1	2	94.0	93	51	47	8	4	29	2	79	1	4	1.12	3	1.30	.255
Mahay, Ron	0	0	0.00	2	0	0	0	0	0	2.0	2	1	0	0	0	0	0	4	0	0	3.00	0	1.00	.222
Maness, Michael	1	0	4.32	3	0	0	0	0	0	8.1	7	4	4	0	1	2	0	8	0	0	0.70	0	1.08	.219
Martinez, Carlos	3	3	5.28	10	10	0	0	0	0	46.0	49	31	27	2	6	30	0	48	0	7	1.18	3	1.72	.269
Miller, Shelby	2	3	2.89	9	9	0	0	0	0	53.0	40	20	17	2	1	20	0	81	0	6	0.55	1	1.13	.204
Nieto, Arquimedes	2	5	4.96	12	7	0	0	0	0	49.0	48	28	27	3	2	21	0	37	0	3	1.82	1	1.41	.253
Rada, Jose	2	0	3.18	2	0	0	0	0	0	5.2	4	2	2	0	0	0	0	5	0	0	1.40	0	0.71	.190
Reid, Chase	2	0	2.28	19	0	0	0	2	2	27.2	21	7	7	1	0	10	1	31	0	1	0.82	1	1.12	.212
Rondon, Jorge	1	5	4.05	21	0	0	0	6	7	26.2	29	13	12	1	0	13	2	27	0	5	2.06	1	1.58	.302
Samuel, Francisco	0	2	18.69	5	0	0	0	0	1	4.1	7	9	9	0	0	6	0	6	0	3	0.17	0	3.00	.350
Slegrist, Kevin	0	3	3.42	11	11	0	0	0	0	52.2	44	23	20	3	2	30	0	45	0	4	1.06	2	1.41	.232
Simpson, Jesse	6	1	1.54	37	0	0	0	2	6	46.2	40	10	8	1	2	18	0	40	0	3	1.94	5	1.24	.233
Smith, Justin	4	8	5.72	29	14	0	0	0	2	91.1	106	67	58	9	7	42	0	82	0	12	0.92	9	1.62	.294
Swagerty, Jordan	2	2	1.82	22	7	0	0	5	6	54.1	42	13	11	1	2	16	0	52	1	5	2.09	5	1.07	.214
Terry, Aaron	3	3	4.33	25	0	0	0	2	4	35.1	35	17	17	3	5	19	1	17	0	1	2.00	4	1.53	.269
Wright, Justin	0	0	0.57	14	0	0	0	1	1	15.2	7	1	1	1	1	9	1	16	0	1	1.45	2	1.02	.140
Zawacki, Brett	0	0	3.55	9	0	0	0	2	2	12.2	12	5	5	0	2	7	0	10	0	5	0.59	1	1.50	.245
Team Total	68	70	3.65	138	138	3	8	34	49	1192.0	1121	542	484	64	75	490	13	1064	2	94	1.53	95	1.35	.250

FRONT OFFICE

2012 CARDINALS

2011 REVIEW

HISTORY

MINOR LEAGUES

TEXAS LEAGUE

MISC.

QUAD CITIES RIVER BANDITS



Class-A Midwest League ♦ 2011 Record: 81-56

Attendance: 223,025

Playoffs: Defeated Lansing (3-0) in Finals to win MWL Title

2011 INDIVIDUAL BATTING STATISTICS

BATTERS	AVG	G	AB	R	H	2B	3B	HR	RBI	TB	BB	IBB	SO	SB	CS	OBP	SLG	OPS	SF	SAC	HBP	DP	E
Bergman, Joey	.288	35	118	24	34	6	1	0	18	42	16	0	16	2	2	.370	.356	.726	1	0	0	3	1
Castillo, Juan	.350	13	40	4	14	5	0	0	5	19	4	0	5	0	0	.422	.475	.897	0	0	1	0	2
Castillo, Yunier	.194	31	103	11	20	2	2	0	7	26	8	0	26	3	2	.263	.252	.516	1	1	2	2	10
Conley, Kyle	.221	20	68	8	15	3	1	3	7	29	7	0	23	0	0	.293	.426	.720	0	0	0	2	0
Edmondson, Chris	.260	99	327	51	85	22	6	10	54	149	39	0	73	5	3	.347	.456	.803	6	0	8	6	4
Elkins, Patrick	.240	80	246	29	59	10	2	1	22	76	50	0	55	3	3	.374	.309	.683	2	3	4	0	7
Garcia, Greg	.273	46	150	20	41	10	1	0	10	53	17	0	24	4	2	.360	.353	.714	1	2	4	3	2
Gil, Ronny	.260	86	327	63	85	14	3	1	34	108	27	0	83	18	2	.319	.330	.649	6	5	4	7	28
Hill, Virgil	.183	37	120	18	22	5	1	2	15	35	7	0	51	8	1	.234	.292	.526	0	1	1	3	2
Klein, Geoffrey	.268	53	205	24	55	17	0	4	33	84	19	0	57	1	0	.333	.410	.743	2	0	2	7	4
Lara, Edgar	.188	11	32	4	6	2	0	2	6	14	5	0	13	0	0	.289	.438	.727	1	0	0	0	2
Longmire, Nicholas	.242	97	368	53	89	22	0	8	42	135	29	0	83	10	2	.301	.367	.668	4	0	4	10	3
Mateo, Luis	.364	3	11	3	4	0	0	0	2	4	1	0	2	0	0	.417	.364	.780	0	0	0	0	0
O'Neill, Mike	.338	25	80	15	27	8	0	0	10	35	13	0	13	1	0	.430	.438	.868	0	2	0	0	0
Parejo, Frederick	.160	24	75	11	12	0	0	4	10	24	10	0	31	2	2	.267	.320	.587	0	0	1	0	0
Rodriguez, Jonathan	.251	118	394	67	99	27	0	20	70	186	77	4	109	4	5	.389	.472	.861	3	0	14	8	21
Rodriguez, Starlin	.263	41	137	18	36	7	3	1	16	52	11	0	37	5	2	.335	.380	.715	2	3	5	1	4
Ruiz, Romulo	.119	13	42	4	5	2	0	0	2	7	6	0	8	1	0	.224	.167	.391	1	0	0	4	1
Sanchez, Victor	.242	68	240	28	58	16	1	2	28	82	15	0	39	4	1	.313	.342	.655	2	0	11	10	6
Stanley, Cody	.264	101	379	54	100	24	2	11	66	161	27	3	92	4	2	.317	.425	.742	3	0	4	8	10
Stock, Robert	.176	16	51	4	9	2	0	1	6	14	5	0	6	1	0	.241	.275	.516	2	1	0	2	2
Swinson, Michael	.248	93	331	46	82	17	2	2	26	109	58	1	59	9	8	.359	.329	.688	3	1	1	6	3
Taveras, Oscar	.386	78	308	52	119	27	5	8	62	180	32	1	52	1	4	.444	.584	1.028	4	0	3	5	2
Teran, Kleiner	.000	3	5	1	0	0	0	0	0	0	3	0	1	0	0	.375	.000	.375	0	1	0	0	0
Walsh, Colin	.239	69	230	36	55	18	1	4	29	87	43	0	43	6	2	.360	.378	.738	1	1	1	7	12
Wong, Kolten	.335	47	194	39	65	15	2	5	25	99	21	1	24	9	5	.401	.510	.911	4	0	3	4	8
Team Total	.261	137	4582	687	1196	281	33	89	605	1810	550	10	1025	101	48	.346	.395	.741	49	21	73	98	161

QUAD CITIES RIVER BANDITS



2011 INDIVIDUAL PITCHING STATISTICS

PITCHERS	W	L	ERA	G	GS	CG	SHO	SV	SVO	IP	H	R	ER	HR	HB	BB	IBB	SO	BK	WP	GO/AO	DP	WHIP	AVG
Benes, Drew	1	2	5.40	14	2	0	0	1	1	28.1	35	23	17	1	2	11	1	18	1	1	2.25	5	1.62	.304
Blair, Seth	6	3	5.29	21	21	0	0	0	0	81.2	79	54	48	9	14	62	0	70	2	11	1.46	9	1.73	.259
Butler, Keith	0	1	1.17	12	0	0	0	5	5	15.1	7	2	2	0	0	5	1	16	0	1	0.93	0	0.78	.135
Copeland, Ryan	4	4	4.94	19	11	0	0	1	1	82.0	82	48	45	9	3	15	0	82	0	2	1.35	6	1.18	.258
Corpas, Hector	2	2	7.26	30	0	0	0	1	3	39.2	48	34	32	5	0	17	0	31	0	5	0.67	3	1.64	.302
Corrigan, Chris	0	0	3.27	5	0	0	0	2	2	11.0	8	4	4	1	1	2	0	13	0	0	1.50	0	0.91	.200
De Jesus, Angel	2	2	6.47	42	0	0	0	4	7	64.0	85	50	46	5	8	30	0	47	0	7	1.17	4	1.80	.328
Edwards, Justin	3	2	2.94	20	0	0	0	1	1	33.2	30	14	11	3	1	17	1	27	1	5	0.92	3	1.40	.242
Ferrara, Anthony	13	7	3.03	23	22	0	0	0	0	127.2	103	48	43	7	5	53	0	93	3	7	1.37	14	1.22	.227
Hernandez, Hector	1	0	0.00	1	0	0	0	0	0	3.0	3	1	0	0	0	0	0	4	0	0	0.20	0	1.00	.231
Johnson, Cale	1	4	4.33	30	0	0	0	0	1	52.0	58	27	25	5	2	22	0	39	1	7	1.23	5	1.54	.289
Kiekhefer, Dean	4	1	1.26	34	0	0	0	8	8	57.0	35	8	8	1	4	12	0	46	0	0	2.48	7	0.82	.179
Lucas, Aidan	2	4	2.75	33	0	0	0	11	15	39.1	28	16	12	3	1	18	3	41	0	7	1.45	4	1.17	.211
Maness, Michael	1	0	1.80	2	0	0	0	0	0	5.0	4	1	1	0	0	0	0	3	0	0	2.67	1	0.80	.222
Martinez, Carlos	3	2	2.33	8	8	0	0	0	0	38.2	27	10	10	1	4	14	0	50	0	3	2.21	2	1.06	.196
Moss, Andrew	2	0	5.79	6	0	0	0	0	0	14.0	12	9	9	2	0	4	0	12	0	0	2.50	2	1.14	.231
Nazario, Iden	1	0	3.90	19	0	0	0	1	1	30.0	19	15	13	1	1	18	0	37	0	9	0.79	4	1.23	.179
Rosenthal, Trevor	7	7	4.11	22	22	1	0	0	0	120.1	111	62	55	7	13	39	0	133	0	7	1.54	12	1.25	.247
Russell, Zach	7	10	4.21	23	23	0	0	0	0	113.1	105	68	53	11	5	61	0	98	5	16	0.88	3	1.46	.245
Siegrist, Kevin	8	1	1.15	9	8	0	0	0	0	54.2	38	12	7	1	0	15	0	34	0	4	1.23	3	0.97	.194
Swagerty, Jordan	3	1	1.50	5	5	0	0	0	0	30.0	18	5	5	2	0	2	0	30	0	4	1.25	3	0.67	.178
Tallet, Brian	0	0	0.00	1	1	0	0	0	0	2.0	0	0	0	0	0	0	0	5	0	0	0.00	0	0.00	.000
Whiting, Boone	5	2	2.41	30	14	0	0	4	4	119.2	82	36	32	8	3	24	0	122	2	4	1.13	7	0.89	.191
Wright, Justin	5	1	1.26	17	0	0	0	4	4	35.2	20	8	5	1	2	9	0	54	0	2	1.00	0	0.81	.155
Team Total	81	56	3.63	137	137	1	9	43	53	1198.0	1037	555	483	83	69	450	6	1105	15	102	1.65	97	1.24	.234

FRONT OFFICE

2012 CARDINALS

2011 REVIEW

HISTORY

MINOR LEAGUES

TEXAS LEAGUE

MISC.

BATAVIA MUCKDOGS



Class-A New York-Penn League ♦ 2011 Record: 37-38
Attendance: 37,029

2011 INDIVIDUAL BATTING STATISTICS

BATTERS	AVG	G	AB	R	H	2B	3B	HR	RBI	TB	BB	IBB	SO	SB	CS	OBP	SLG	OPS	SF	SAC	HBP	DP	E
Albitz, Vance	.283	12	46	9	13	5	0	0	2	18	4	0	2	0	0	.353	.391	.744	0	0	1	0	1
Bergman, Joey	.309	34	136	20	42	8	0	2	14	56	16	0	28	5	1	.387	.412	.799	1	0	2	4	10
Castillo, Juan	.313	44	166	25	52	11	0	2	17	69	10	0	30	3	0	.354	.416	.770	1	1	1	2	5
Cerreto, Philip	.200	10	30	1	6	1	0	0	3	7	1	0	3	0	0	.242	.233	.476	1	0	1	1	2
Encarnacion, Victor	.059	7	17	1	1	1	0	0	0	2	0	0	5	0	0	.059	.118	.176	0	0	0	2	1
Hill, Virgil	.245	54	192	21	47	9	6	6	26	86	9	0	68	6	3	.282	.448	.729	3	1	2	1	3
Ingram, D'Marcus	.333	1	3	1	1	0	1	0	0	3	0	0	1	0	0	.333	1.000	1.333	0	0	0	0	0
Martini, Nicholas	.167	57	174	19	29	5	3	0	19	40	28	0	34	8	0	.291	.230	.521	1	0	3	3	0
Medina, David	.290	69	248	43	72	14	1	8	31	112	36	0	77	2	2	.382	.452	.834	2	0	2	4	10
Moscater, Kevin	.225	30	102	10	23	6	0	1	8	32	8	0	24	1	1	.301	.314	.615	0	1	3	4	2
O'Neill, Mike	.290	25	93	18	27	9	0	1	8	39	22	0	10	3	1	.432	.419	.852	1	1	2	2	1
Patton, Jeremy	.292	63	226	32	66	20	2	4	40	102	30	1	28	0	2	.374	.451	.825	1	0	0	7	6
Rasmus, Jordan	.230	32	100	11	23	1	1	0	9	26	8	0	20	5	3	.288	.260	.548	2	2	1	1	1
Reyes, Roberto	.237	54	194	24	46	10	1	3	24	67	21	0	53	9	4	.317	.345	.662	1	1	2	2	1
Ruiz, Romulo	.265	62	230	35	61	20	0	7	38	102	23	0	41	7	3	.332	.443	.776	4	0	2	4	7
Stienstra, Daniel	.258	33	120	16	31	4	1	0	9	37	9	0	11	3	1	.315	.308	.624	0	3	1	4	3
Valera, Cesar	.213	51	169	20	36	4	1	1	17	45	17	0	46	10	3	.302	.266	.568	1	0	5	6	21
Williams, Reggie	.306	14	36	2	11	1	1	1	8	17	2	0	12	0	2	.333	.472	.806	1	0	0	0	0
Wittels, Garrett	.262	42	168	23	44	8	1	0	13	54	12	0	30	4	2	.308	.321	.629	2	0	0	6	12
Team Total	.256	75	2484	336	637	139	19	36	290	922	259	1	530	67	28	.331	.371	.702	22	10	26	53	101

BATAVIA MUCKDOGS



2011 INDIVIDUAL PITCHING STATISTICS

PITCHERS	W	L	ERA	G	GS	CG	SHO	SV	SVO	IP	H	R	ER	HR	HB	BB	IBB	SO	BK	WP	GO/AO	DP	WHIP	AVG
Almarante, Jose	4	2	4.72	15	13	0	0	0	0	68.2	75	38	36	7	1	10	0	33	1	1	1.27	4	1.24	.275
Avendano, Javier	1	2	3.14	9	1	0	0	2	2	14.1	11	5	5	1	0	8	0	19	0	0	0.83	1	1.33	.216
Baker, Corey	5	3	2.89	19	4	0	0	1	4	53.0	54	21	17	1	4	7	0	32	0	9	1.40	8	1.15	.263
Benes, Drew	1	1	3.15	6	2	0	0	0	0	20.0	23	13	7	0	5	5	0	19	0	1	1.50	2	1.40	.284
Bileckyj, Adam	1	3	5.29	20	0	0	0	0	1	34.0	37	29	20	3	2	18	0	36	0	2	1.29	1	1.62	.274
Binder, Eric	3	1	8.74	14	0	0	0	0	0	11.1	16	17	11	2	2	14	0	13	0	4	1.20	0	2.65	.314
Bittle, Scott	0	0	10.12	3	0	0	0	0	0	2.2	5	3	3	0	0	3	0	5	0	0	0.00	0	3.00	.385
Castillo, Yunier	1	0	9.00	10	0	0	0	0	0	9.0	13	14	9	1	3	5	0	6	0	2	1.75	0	2.00	.333
Cole, Ethan	1	1	5.91	8	0	0	0	0	1	10.2	15	8	7	0	0	1	0	9	0	2	2.83	2	1.50	.319
Cornelius, Jonathan	1	4	4.02	14	10	0	0	0	0	47.0	36	21	21	2	2	19	0	50	0	1	0.56	2	1.17	.213
Daugherty, Patrick	3	5	7.11	14	10	0	0	0	0	44.1	54	40	35	2	5	31	0	45	0	8	1.96	2	1.92	.303
De La Cruz, Manuel	0	0	6.00	5	0	0	0	0	0	6.0	8	5	4	1	0	0	0	4	1	0	0.00	0	1.33	.320
Edwards, Justin	0	0	0.00	1	1	0	0	0	0	2.0	2	0	0	0	0	2	0	4	0	0	2.00	0	2.00	.250
Gaviglio, Samuel	0	0	0.00	2	2	0	0	0	0	4.0	2	0	0	0	0	0	0	4	0	0	1.00	0	0.50	.143
Hernandez, Hector	3	2	2.72	12	11	0	0	0	0	53.0	46	21	16	5	1	18	0	48	1	6	0.92	2	1.21	.220
Jacob, Kevin	1	1	4.58	16	0	0	0	0	2	17.2	10	11	9	1	0	20	0	18	0	5	0.85	0	1.70	.161
Maness, Seth	0	1	0.91	10	7	0	0	0	0	39.2	27	11	4	0	1	3	0	31	0	0	4.56	3	0.76	.185
Martinez, Ricky	2	4	3.73	22	0	0	0	0	2	31.1	34	16	13	3	0	11	2	18	0	1	1.70	4	1.44	.281
McInnis, Todd	3	2	1.90	13	11	0	0	0	0	61.2	50	15	13	1	1	8	0	36	0	3	1.64	9	0.94	.218
Miller, Travis	3	1	3.26	28	0	0	0	1	4	30.1	28	15	11	1	5	18	0	21	0	6	1.76	4	1.52	.241
Miranda, Danny	2	2	2.64	27	0	0	0	15	17	30.2	21	10	9	0	3	7	0	27	0	3	1.95	2	0.91	.194
Nazario, Iden	0	1	2.70	2	0	0	0	0	0	3.1	1	1	1	0	0	3	0	2	0	0	0.60	0	1.20	.091
Sheriff, Ryan	1	1	2.70	3	3	0	0	0	0	16.2	14	5	5	0	1	2	0	7	0	2	0.86	1	0.96	.230
Watson, Sean	1	1	3.96	19	0	0	0	0	1	36.1	37	17	16	1	1	9	0	20	0	2	1.69	5	1.27	.266
Team Total	37	38	3.74	75	75	0	1	19	34	647.2	619	336	269	32	37	222	2	507	3	58	1.79	52	1.30	.248

FRONT OFFICE

2012 CARDINALS

2011 REVIEW

HISTORY

MINOR LEAGUES

TEXAS LEAGUE

MISC.



JOHNSON CITY CARDINALS

Appalachian League ♦ 2011 Record: 45-23

Attendance: 25,961

Playoffs: Defeated Bluefield (2-0) to win Appy League Championship

2011 INDIVIDUAL BATTING STATS

BATTERS	AVG	G	AB	R	H	2B	3B	HR	RBI	TB	BB	IBB	SO	SB	CS	OBP	SLG	OPS	SF	SAC	HBP	DP	E
Apelian, Gary	.298	55	225	35	67	20	1	8	45	113	13	0	46	3	0	.343	.502	.845	3	0	4	3	3
Bergin, David	.284	19	67	11	19	4	0	1	10	26	3	0	21	0	0	.324	.388	.712	2	0	2	2	2
Byrd, Kolby	.233	37	150	11	35	8	1	1	15	48	5	0	36	0	0	.253	.320	.573	3	0	0	3	2
Castillo, Ronard	.245	47	143	25	35	7	4	2	14	56	9	0	45	4	2	.303	.392	.695	0	0	3	3	7
De La Cruz, Roberto	.264	59	227	39	60	15	0	16	47	123	7	0	57	0	1	.299	.542	.841	2	0	5	5	12
Garcia, Anthony	.308	51	182	38	56	14	4	6	31	96	21	1	36	4	1	.407	.527	.935	2	0	11	1	4
Garcia, Hector	.262	17	61	10	16	5	0	2	8	27	2	0	12	0	0	.292	.443	.735	1	0	1	3	1
Keener, Jonathan	.250	27	92	10	23	2	0	4	12	37	4	0	19	0	1	.289	.402	.691	0	2	1	0	0
Martin, Trevor	.333	1	3	1	1	0	0	0	0	1	1	1	2	0	0	.500	.333	.833	0	0	0	0	1
Montero, Jesus	.276	29	98	12	27	7	0	0	11	34	9	1	32	1	0	.339	.347	.686	1	3	1	3	10
Pritchard, Neal	.249	54	177	31	44	9	0	4	33	65	22	0	34	1	0	.346	.367	.713	3	1	6	5	6
Rahmatulla, Tyler	.314	58	220	49	69	27	3	6	39	120	26	0	38	5	3	.390	.545	.935	4	1	4	4	8
Ramos, Steven	.274	60	248	45	68	12	3	2	25	92	8	0	59	19	5	.299	.371	.670	3	2	2	2	1
Tilson, Charlie	.467	4	15	2	7	2	0	0	4	9	1	0	1	0	0	.500	.600	1.100	0	0	0	0	2
Valera, Breyvic	.397	19	73	16	29	4	1	0	8	35	5	0	9	7	5	.430	.479	.910	1	0	0	0	4
Washington, David	.248	55	202	33	50	12	3	9	27	95	23	0	64	4	1	.329	.470	.799	1	0	2	3	4
Williams, Matthew	.293	59	229	47	67	19	1	6	25	106	27	0	45	20	2	.382	.463	.845	0	3	6	0	18
Team Total	.279	68	2412	415	673	167	21	67	354	1083	186	3	556	68	21	.339	.449	.788	26	12	48	37	92

FRONT OFFICE

2012 CARDINALS

2011 REVIEW

HISTORY

MINOR LEAGUES

TEXAS LEAGUE

MISC.

JOHNSON CITY CARDINALS



2011 INDIVIDUAL PITCHING STATISTICS

PITCHERS	W	L	ERA	G	GS	CG	SHO	SV	SVO	IP	H	R	ER	HR	HB	BB	IBB	SO	BK	WP	GO/AO	DP	WHIP	AVG
Bautista, Juan	0	0	6.00	2	1	0	0	0	0	6.0	6	4	4	2	5	0	0	7	0	1	2.00	0	1.00	.286
Billbrough, Logan	3	0	1.72	23	0	0	0	5	6	31.1	27	7	6	0	1	6	0	38	0	1	1.84	2	1.05	.231
Binder, Eric	0	0	0.00	3	0	0	0	1	1	2.2	0	0	0	0	2	1	0	3	0	0	4.00	1	0.37	.000
Canache, Roberto	3	1	2.40	21	0	0	0	1	2	30.0	29	8	8	2	1	6	0	32	0	2	1.55	2	1.17	.248
Constantino, Chris	0	0	0.00	3	0	0	0	0	0	6.0	3	0	0	0	1	1	0	7	0	1	0.38	0	0.67	.143
Creath, Brandon	1	0	0.00	1	0	0	0	0	0	2.0	0	0	0	0	0	0	0	3	0	0	3.00	0	0.00	.000
De La Cruz, Manuel	0	0	0.00	9	0	0	0	1	1	8.0	3	4	0	0	1	1	0	11	0	1	4.00	0	0.50	.103
Freeman, Benjamin	4	3	5.11	11	11	1	1	0	0	49.1	53	34	28	3	4	23	1	47	0	3	0.66	4	1.54	.279
Gillung, Nicholas	1	0	1.73	12	2	0	0	0	0	26.0	20	5	5	0	1	9	0	25	1	2	0.68	0	1.12	.211
Hald, Kyle	7	0	1.84	11	7	0	0	1	1	53.2	34	14	11	5	1	12	0	63	3	4	0.96	2	0.86	.178
Hiraldo, Eduardo	2	3	3.71	11	11	0	0	0	0	60.2	60	33	25	10	3	16	0	50	1	6	1.05	3	1.25	.261
Jenkins, Tyrell	4	2	3.86	11	11	0	0	0	0	56.0	63	33	24	3	3	13	0	55	1	4	1.83	8	1.36	.296
Keener, Jonathan	0	1	18.00	1	0	0	0	0	0	1.0	3	2	2	0	0	0	0	1	0	0	1.00	0	3.00	.500
Lucas, Joshua	4	1	4.00	8	8	0	0	0	0	45.0	57	22	20	6	2	9	0	25	0	2	2.22	11	1.47	.308
Melling, Tyler	0	0	5.40	1	1	0	0	0	0	5.0	6	3	3	1	0	0	0	3	0	0	0.25	0	1.20	.316
Mills, Tyler	2	1	6.84	20	0	0	0	2	4	26.1	30	21	20	6	2	19	0	18	0	10	1.08	6	1.86	.297
Nuernberg, Dyllon	2	2	5.23	21	0	0	0	2	3	32.2	29	23	19	2	5	15	2	33	0	8	1.13	3	1.35	.232
Pasen, Jose	4	4	4.45	11	11	0	0	0	0	60.2	58	39	30	6	3	17	0	51	0	3	0.82	2	1.24	.252
Paulino, Willy	0	0	0.00	1	0	0	0	1	1	2.0	0	0	0	0	0	1	0	4	0	0	1.00	0	0.50	.000
Rein, Matt	2	1	3.60	15	0	0	0	0	2	20.0	23	12	8	0	0	10	1	26	0	3	1.25	1	1.65	.284
Santana, Michael	1	1	1.45	21	0	0	0	1	1	31.0	23	6	5	1	2	9	1	27	1	3	1.95	3	1.03	.202
Sherriff, Ryan	2	2	4.54	9	5	0	0	0	0	33.2	38	18	17	4	0	8	0	24	0	3	1.27	5	1.37	.297
Wyatt, Heath	3	1	3.24	23	0	0	0	8	10	25.0	22	11	9	1	2	7	0	30	0	2	2.23	2	1.16	.237
Team Total	45	23	3.58	68	68	1	3	23	32	614.0	587	299	244	52	39	183	5	583	7	59	1.62	55	1.25	.252

FRONT OFFICE

2012 CARDINALS

2011 REVIEW

HISTORY

MINOR LEAGUES

TEXAS LEAGUE

MISC.



In just his first season of pro-ball, former 1st rounder Zack Cox hit .293 with 10 HR and 48 RBI in 93 games with the Springfield Cardinals. Overall he hit .306 with 13 HR and 68 RBI in 135 games.

Texas League

TEXAS LEAGUE

OPPONENTS AND MEDIA CONTACTS

LEAGUE OFFICE

Texas League Office
2442 Facet Oak
San Antonio, TX 78232
Office Phone: (210) 545-5297
Fax: (210) 545-5298

President: Tom Kayser
texasleague@sbcglobal.net



NORTH

ARKANSAS TRAVELERS

P.O. Box 55066
Little Rock, AR 72215
Office Phone: (501) 664-1555
Fax: (501) 664-1834

Media Contact:
Phil Elson
phil@travs.com



NW ARKANSAS NATURALS

P.O. Box 6817
Springdale, AR 72766
Office Phone: (479) 927-4900
Fax: (479) 756-8088

Media Contact:
Frank Novak
frank@nwanaturals.com



SPRINGFIELD CARDINALS

955 E. Trafficway
Springfield, MO 65802
Office Phone: (417) 832-3041
Fax: (417) 863-0388

Media Contact:
Jeff Levering
jlevering@cardinals.com



TULSA DRILLERS

4802 East 15th St.
Tulsa, OK 74112
Office Phone: (918) 744-5998
Fax: (918) 747-3267

Media Contact:
Brian Carroll
brian@tulsadrillers.com



SOUTH

CORPUS CHRISTI HOOKS

734 E. Port Ave.
Corpus Christi, TX 78401
Office Phone: (361) 561-4665
Fax: (361) 561-4666

Media Contact:
Matt Hicks
mhicks@cchooks.com



FRISCO ROUGHRIDERS

7300 RoughRiders Trail
Frisco, TX 75034
Office Phone: (972) 334-1925
Fax: (972) 334-1959

Media Contact:
Alex Vispoli
avispoli@ridersbaseball.com



MIDLAND ROCKHOUNDS

5514 N. Champions Dr.
Midland, TX 79706
Office Phone: (432) 520-2255
Fax: (432) 520-8326

Media Contact:
Bob Hards
bhards@midlandrockhounds.org



SAN ANTONIO MISSIONS

5757 Highway 90 West
San Antonio, TX 78227
Office Phone: (210) 675-7275
Fax: (210) 670-0001

Media Contact:
Mike Saeger
msaeger@samissions.com



FRONT OFFICE

2012 CARDINALS

2011 REVIEW

HISTORY

MINOR LEAGUES

TEXAS LEAGUE

MISC.

ARKANSAS TRAVELERS

Affiliate: Los Angeles Angels (2001)

Dickey-Stephens Park
 P.O. Box 55066
 Little Rock, AR 72215
 Telephone: (501) 664-1555
 Fax: (501) 664-1834
 E-mail: travs@travs.com
 Website: www.travs.com



MANAGER
 Mike Micucci

General ManagerPete Laven
 Media Contact.....Phil Elson
 Radio Announcer.....Phil Elson
 StationKARN - 920 AM

PITCHING COACH
 Trevor Wilson

Capacity: 7,500
 Year Opened: 2007

HITTING COACH
 Francisco Matos

Directions: I-30 to Broadway exit. Proceed West on Broadway. Take a left on Willow. Right on Riverfront. Bus parking is just before the Broadway Bridge off to the right.

TRAINER
 Mike Metcalfe

VISITING CLUB HOTEL

Hilton Little Rock Metro Center
 925 South University Avenue
 Little Rock, AR 72204
 (501) 664-5020

2011 RECAP (13-15 Overall; 6-8 Home; 7-7 Road)

DATE	H/A	W/L	SCORE	WP	LP	DATE	H/A	W/L	SCORE	WP	LP
5/7	H	L	5-4	McKiernan	Frevert	6/22	H	L	13-5	Arenas	Thomas
5/8	H	L	10-6	Sattler	Zawacki	6/23	H	L	13-3	Shoemaker	Schneider
5/9	H	W	5-4 (11)	Castillo	Brasier	7/26	H	W	7-5	Kelly	Van Mil
5/10	H	W	3-1	Blazek	Reckling	7/27	H	W	6-1	Gast	McKiernan
5/16	A	W	12-6	Blazek	Reckling	7/28	H	W	12-6	Schneider	Taylor
5/17	A	W	9-7	Schneider	Taylor	8/2	A	W	5-4	Additon	Taylor
5/18	A	L	3-0	Arenas	Cleto	8/3	A	L	11-7	Shoemaker	Blazek
5/19	A	L	4-2	Shoemaker	Kopp	8/4	A	W	8-1	Miller	Richards
6/12	A	L	8-6	Shoemaker	Thomas	8/27	A	W	7-3	Kelly	Oye
6/13	A	L	7-3	Richards	Cleto	8/28	A	W	6-2	Miller	Shoemaker
6/14	A	L	8-4	Reckling	Blazek	8/29	A	L	8-2	Scholl	Gast
6/15	A	W	8-1	Miller	Taylor	9/3	H	L	7-4	Scholl	Gast
6/20	H	W	14-4	Miller	McKiernan	9/4	H	L	10-3	Arenas	Schneider
6/21	H	L	17-6	Carpenter	Kopp	9/5	H	L	11-1	McKiernan	Hooker

2012 SCHEDULE

DAY	DATE	SITE	TIME	DAY	DATE	SITE	TIME
Sat.	May 5	SPR	6:08 p.m.	Wed.	June 20	ARK	7:10 p.m.
Sun.	May 6	SPR	2:08 p.m.	Thur.	June 21	ARK	7:10 p.m.
Mon.	May 7	SPR	7:08 p.m.	Tues.	July 24	SPR	7:08 p.m.
Tues.	May 8	SPR	12:08 a.m.	Wed.	July 25	SPR	7:08 p.m.
Mon.	May 14	ARK	7:10 p.m.	Thur.	July 26	SPR	7:08 p.m.
Tues.	May 15	ARK	11:00 a.m.	Tues.	July 31	ARK	7:10 p.m.
Wed.	May 16	ARK	7:10 p.m.	Wed.	Aug. 1	ARK	7:10 p.m.
Thur.	May 17	ARK	7:10 p.m.	Thur.	Aug. 2	ARK	7:10 p.m.
Sun.	June 10	SPR	6:08 p.m.	Sat.	Aug. 25	SPR	7:08 p.m.
Mon.	June 11	SPR	7:08 p.m.	Sun.	Aug. 26	SPR	2:08 p.m.
Tues.	June 12	SPR	7:08 p.m.	Mon.	Aug. 27	SPR	7:08 p.m.
Wed.	June 13	SPR	7:08 p.m.	Sat.	Sept. 3	ARK	7:10 p.m.
Mon.	June 18	ARK	7:10 p.m.	Sun.	Sept. 4	ARK	2:00 p.m.
Tues.	June 19	ARK	7:10 p.m.	Mon.	Sept. 5	ARK	1:00 p.m.

2011 Final Team Roster

PITCHERS	JERSEY#	B	T	HT	WT	BORN
Arenas, Orangel	40	R	R	6'0"	200	3/31/1989
Carpenter, David	18	R	R	6'3"	180	9/1/1987
Fish, Robert	38	L	L	6'3"	225	1/19/1988
Geltz, Steven	11	R	R	5'10"	170	11/1/1987
McKiernan, Eddie	17	R	R	5'11"	160	3/21/1989
Oye, Matt	35	R	R	6'5"	230	2/25/1986
Piazza, Mike	34	R	R	6'4"	205	11/24/1986
Reckling, Trevor	30	L	L	6'2"	205	5/22/1989
Sattler, Daniel	30	R	R	6'3"	190	11/11/1983
Scholl, Chris	9	R	R	5'11"	195	10/27/1987
Shoemaker, Matt	33	R	R	6'2"	225	9/27/1986
Taylor, Andrew	22	R	L	6'1"	190	8/18/1986
Van Mil, Loek	36	R	R	7'1"	220	9/15/1984
CATCHERS	JERSEY#	B	T	HT	WT	BORN
Mercado, Orlando	19	R	R	5'9"	220	3/13/1985
Rosario, Alberto	24	R	R	5'10"	190	1/10/1987
INFIELDERS	JERSEY#	B	T	HT	WT	BORN
Bailey, Dwayne	14	R	R	6'2"	185	8/11/1986
Cusick, Matt	8	L	R	5'10"	190	5/5/1986
Jacobo, Gabe	15	R	R	6'3"	200	4/14/1987
Jimenez, Luis	7	R	R	6'1"	205	1/18/1988
Perez, Darwin	6	S	R	5'10"	160	7/27/1989
OUTFIELDERS	JERSEY#	B	T	HT	WT	BORN
Gailen, Blake	5	L	L	5'9"	180	3/27/1985
Long, Matt	12	L	R	5'11"	180	4/30/1987
Lopez, Roberto	20	R	R	6'0"	195	10/01/1985
Pettit, Chris	10	R	R	6'0"	200	8/15/1984

SERIES FACTS

Most Runs, Game:	By Springfield: 17 (17-2, Sept. 2, 2006 at Ray Winder Field) By Arkansas: 18 (18-9, Sept. 4, 2005 at Hammons Field)
Widest Margin Victory:	By Springfield: 15 Runs (17-2, Sept. 2, 2006 at Ray Winder Field) By Arkansas: 15 Runs (15-0, Aug. 5, 2005 at Ray Winder Field)
Longest Winning Streak:	By Springfield: 6 (July 31, 2008 to Aug. 30, 2008) *most recent By Arkansas: 5 (May 18, 2001 to June 14, 2011) *Most Recent
Attendance High:	At Hammons Field: 9,554 (September 5, 2011)

Cardinals vs. Travelers Last Three Years

FRONT OFFICE

2012 CARDINALS

2011 REVIEW

HISTORY

MINOR LEAGUES

TEXAS LEAGUE

MISC.

2011 INDIVIDUAL BATTING STATISTICS

BATTERS	AVG	G	AB	R	H	2B	3B	HR	RBI	TB	BB	IBB	SO	SB	CS	OBP	SLG	OPS	SF	SAC	HBP	DP	E
Bailey, Dwayne	.306	18	62	8	19	5	0	0	7	24	9	0	16	2	1	.403	.387	.790	0	1	1	0	5
Baird, Dillon	.196	46	163	14	32	2	1	1	10	39	12	3	36	1	1	.258	.239	.498	1	0	2	4	2
Bandy, Jett	.500	1	2	1	1	0	0	1	1	4	0	0	0	0	0	.500	2.000	2.500	0	0	0	0	0
Blackburn, Mitch	.500	1	4	0	2	0	0	0	0	2	0	0	0	0	0	.500	.500	1.000	0	0	0	0	0
Brossman, Jay	.247	22	73	10	18	2	1	2	12	28	6	0	17	3	0	.304	.384	.687	0	0	0	2	4
Campos, Jesus	.167	11	30	3	5	2	0	0	5	7	3	0	10	0	0	.242	.233	.476	0	2	0	0	3
Castillo, Angel	.216	105	347	44	75	12	1	6	23	107	23	1	104	16	5	.276	.308	.585	3	1	7	6	1
Cusick, Matt	.261	63	207	31	54	5	2	4	21	75	40	0	28	2	2	.381	.362	.743	0	1	0	5	3
Fuller, Clay	.249	85	277	42	89	10	1	8	34	105	23	1	68	10	6	.307	.379	.686	2	6	1	7	2
Gailen, Blake	.208	29	101	12	21	6	2	2	13	37	17	0	15	3	2	.322	.366	.688	0	1	0	0	1
Giovinazzo, Chris	.130	8	23	0	3	1	0	0	0	4	2	0	3	0	1	.200	.174	.374	0	0	0	2	0
Harris, David	.000	2	2	0	0	0	0	0	0	0	0	0	2	0	0	.000	.000	.000	0	0	0	0	0
Jacobo, Gabe	.270	86	341	40	92	13	4	10	49	143	17	1	72	2	1	.309	.419	.728	4	1	4	9	12
Jimenez, Luis	.290	125	490	62	142	40	1	18	94	238	27	2	72	15	6	.335	.486	.821	9	4	11	13	18
Kiniry, Rian	.111	10	27	2	3	0	0	0	0	3	5	0	9	2	2	.250	.111	.361	0	1	0	2	0
Long, Matt	.282	17	71	15	20	5	1	2	11	33	8	0	10	8	0	.354	.465	.818	2	0	1	2	0
Lopez, Roberto	.275	92	331	39	91	30	1	12	40	159	32	2	59	2	4	.353	.480	.833	2	2	9	7	3
Lowrance, Marvin	.150	12	40	7	6	1	0	0	2	7	6	0	12	0	0	.261	.175	.436	0	0	0	3	0
Mercado, Orlando	.266	61	203	15	54	10	0	4	26	76	18	0	34	2	3	.327	.374	.702	3	1	2	5	4
Mount, Ryan	.329	47	161	27	53	12	1	5	34	82	19	2	39	9	0	.401	.509	.910	4	1	3	2	11
Perez, Darwin	.257	121	424	61	109	15	6	2	51	142	69	4	100	23	6	.366	.335	.701	4	11	6	13	9
Pettit, Chris	.195	65	246	40	48	13	1	7	34	84	29	0	74	15	2	.294	.341	.635	4	3	7	5	3
Ramirez, Carlos	.222	4	9	1	2	0	0	0	1	2	0	0	1	1	0	.222	.222	.444	0	0	0	0	0
Rosario, Alberto	.228	89	290	32	66	6	1	3	26	83	23	1	40	5	1	.291	.286	.577	3	0	4	12	7
Sumi, Ikko	.167	2	6	0	1	0	0	0	0	1	0	0	1	0	0	.167	.167	.333	0	0	0	0	0
Townsend, Jon	.262	53	145	16	38	7	0	2	17	51	15	0	37	1	2	.325	.352	.677	3	3	0	4	9
Trout, Mike	.326	91	353	82	115	18	13	11	38	192	45	1	76	33	10	.414	.544	.958	1	4	9	2	1
Younger, Adam	.178	24	73	7	13	3	1	0	2	18	6	0	27	1	1	.238	.247	.484	1	1	0	1	2
Team Total	.256	137	4501	611	1152	218	38	100	551	1746	454	18	962	156	56	.330	.388	.718	46	44	67	106	110

2011 INDIVIDUAL PITCHING STATISTICS

PITCHERS	W	L	ERA	G	GS	CG	SHO	SV	SVO	IP	H	R	ER	HR	HB	BB	IBB	SO	BK	WP	GO/AO	DP	WHIP	AVG
Arenas, Orangel	9	10	4.48	25	25	0	0	0	0	148.2	176	86	74	12	9	39	1	67	0	5	1.46	14	1.45	.296
Berg, Jeremy	2	1	3.65	9	0	0	0	0	0	12.1	13	5	5	2	3	3	0	10	0	0	1.88	2	1.30	.295
Brasier, Ryan	0	1	0.71	25	0	0	0	16	18	25.1	18	3	2	1	0	14	0	26	0	3	1.04	1	1.26	.198
Carpenter, David	1	0	0.00	19	0	0	0	5	6	18.2	12	0	0	0	1	5	0	16	0	2	3.10	1	0.91	.182
Cendejas, Eric	0	0	0.00	2	0	0	0	0	0	2.1	1	0	0	0	0	0	0	1	0	0	2.00	0	0.43	.125
Fish, Robert	1	0	3.26	24	0	0	0	2	3	30.1	21	11	11	1	1	18	4	41	0	5	1.88	4	1.29	.200
Geltz, Steven	3	3	3.09	32	0	0	0	0	0	46.2	31	16	16	5	1	14	3	67	0	1	0.26	1	0.96	.190
Hurst, Kyle	2	0	4.50	2	2	0	0	0	0	10.0	17	6	5	2	1	2	0	6	0	0	0.64	0	1.90	.370
Kiely, Tim	0	1	9.00	2	0	0	0	0	0	3.0	3	4	3	1	0	1	0	2	0	1	2.50	0	1.33	.250
McKiernan, Eddie	9	12	5.22	27	20	3	0	1	2	139.2	156	91	81	23	15	31	0	93	0	6	0.77	10	1.34	.280
Meyer, Matt	1	2	2.87	15	0	0	0	2	3	15.2	5	6	5	0	5	13	2	27	0	2	1.00	0	1.15	.096
Oye, Matt	0	2	7.36	3	2	0	0	0	0	11.0	16	11	9	2	0	5	0	6	0	2	1.70	0	1.91	.333
Perez, Jose	2	0	3.65	9	0	0	0	0	0	12.1	9	6	5	1	0	12	0	16	0	3	1.22	1	1.70	.200
Piazza, Mike	0	1	3.26	20	0	0	0	0	1	30.1	28	14	11	4	2	19	0	25	0	2	0.59	2	1.55	.243
Reckling, Trevor	4	7	3.73	17	17	2	1	0	0	99.0	104	51	41	11	5	35	0	63	0	4	0.97	9	1.40	.274
Richards, Garrett	12	2	3.15	22	21	3	0	0	0	143.0	123	58	50	10	8	40	0	103	0	7	1.36	17	1.14	.233
Sattler, Daniel	1	3	5.40	19	0	0	0	0	0	30.0	24	19	18	1	2	21	1	29	1	2	1.25	2	1.50	.231
Scholl, Chris	4	3	2.32	32	7	0	0	0	1	85.1	61	25	22	7	3	22	1	66	0	5	0.69	2	0.97	.196
Shoemaker, Matt	12	5	2.48	23	23	5	2	0	0	156.1	132	47	43	17	8	35	0	129	3	6	0.80	7	1.07	.228
Taylor, Andrew	2	11	5.14	29	19	0	0	0	0	112.0	125	86	64	13	9	71	0	73	0	4	0.82	11	1.75	.287
Van Mil, Loek	3	5	2.04	30	1	0	0	0	1	66.1	53	22	15	4	7	23	2	46	0	3	1.26	3	1.15	.220
Team Total	68	69	3.60	137	137	13	14	26	35	1198.1	1128	567	479	117	80	423	14	912	4	63	1.32	87	1.29	.249

FRONT OFFICE

2012 CARDINALS

2011 REVIEW

HISTORY

MINOR LEAGUES

TEXAS LEAGUE

MISC.

CORPUS CHRISTI HOOKS

Affiliate: Houston Astros (2005)

Whataburger Field
734 E. Port Ave
Corpus Christi, TX 78401
Telephone: (361) 561-4665
Fax: (361) 561-4666
E-mail: info@cchooks.com
Website: www.cchooks.com



MANAGER
Keith Bodie

Vice President / General Manager.....Michael Wood
Media Contact.....Michael Coffin
Radio Announcer.....Matt Hicks
StationKKTX - 1360 AM

PITCHING COACH
Gary Ruby

Capacity: 5,314
Year Opened: 2005

HITTING COACH
Joel Chimelis

Directions: I-37 South to Bayfront/Shoreline exit, left on Chaparral to East Port Avenue. Turn left at East Port. Stadium is on the right.

TRAINER
Eric Montague

VISITING CLUB HOTEL

Omni Marina Hotel
707 N. Shoreline Dr.
Corpus Christi, TX 78401

2011 RECAP (7-5 Overall; 3-3 Home; 4-2 Road)

DATE	H/A	W/L	SCORE	WP	LP
5/25	H	W	12-6	Kopp	Greenwalt
5/26	H	W	2-1	Simpson	Urckfitz
5/27	H	W	12-4	Blazek	Aristil
6/1	A	L	6-5	Gervacio	Greenwood
6/2	A	W	9-1	Blazek	Aristil
6/3	A	W	3-1	Miller	Seaton
8/13	H	W	8-7 (12)	Freeman	Meszaros
8/14	H	L	5-3 (10)	Villar	Samuel
8/15	H	L	4-2	Clemens	Nieto
8/20	A	L	10-9 (11)	Stoffel	Rondon
8/21	A	L	9-6	Clemens	Nieto
8/22	A	W	4-1	Kely	Abreu

2012 SCHEDULE

DAY	DATE	SITE	TIME	DAY	DATE	SITE	TIME
Sat.	May 26	COR	7:05 p.m.	Sat.	Aug. 11	COR	6:05 p.m.
Sun.	May 27	COR	1:05 p.m.	Sun.	Aug. 12	COR	6:05 p.m.
Mon.	May 28	COR	7:05 p.m.	Mon.	Aug. 13	COR	7:05 p.m.
Sat.	June 2	SPR	6:08 p.m.	Sat.	Aug. 18	SPR	6:08 p.m.
Sun.	June 3	SPR	6:08 p.m.	Sun.	Aug. 19	SPR	6:08 p.m.
Mon.	June 4	SPR	7:08 p.m.	Mon.	Aug. 20	SPR	7:08 p.m.

2011 Final Team Roster

PITCHERS	JERSEY #	B	T	HT	WT	BORN
Abreu, Erick	17	R	R	6'1"	170	8/9/1983
Buchanan, Jake	49	R	R	6'0"	200	9/24/1989
Cosart, Jarred	23	R	R	6'3"	180	5/25/1990
Greenwalt, Kyle	55	R	R	6'0"	200	9/29/1988
King, Blake	28	R	R	6'1"	195	4/11/1987
Meszaros, Daniel	44	R	R	6'0"	170	9/6/1985
Oberholtzer, Brett	37	L	L	6'2"	230	7/1/1989
Seaton, Ross	30	L	R	6'4"	213	9/18/1989
Stoffel, Jason	33	R	R	6'2"	225	9/15/1988
Urckfitz, Pat	36	L	L	6'4"	200	7/21/1988
Villar, Henry	19	R	R	5'11"	170	5/24/1987
Zeid, Josh	26	R	R	6'5"	210	3/24/1987
CATCHERS	JERSEY #	B	T	HT	WT	BORN
Esposito, Brian	41	R	R	6'1"	210	2/24/1979
Wallace, Chris	15	R	R	6'0"	205	4/27/1988
INFIELDERS	JERSEY #	B	T	HT	WT	BORN
Flores, David	13	R	R	6'2"	220	10/13/1986
Hinze, Kody	40	R	R	6'0"	225	7/29/1987
Thompson, Jose	43	R	R	6'2"	180	5/14/1987
Van Ostrand, James	25	R	R	6'4"	210	8/7/1984
Villar, Jonathan	21	S	R	6'1"	195	5/2/1991
OUTFIELDERS	JERSEY #	B	T	HT	WT	BORN
Bailey, Adam	51	L	L	6'1"	195	3/6/1988
Barnes, Brandon	6	R	R	6'2"	210	5/15/1986
Gaston, Jon	4	L	R	6'0"	215	10/13/1986
Steele, T.J.	8	R	R	6'3"	205	9/21/1986

SERIES FACTS

Most Runs, Game:	By Springfield: 17 (17-10, August 19, 2007 at Whataburger Field) By Corpus Christi: 12 (12-11, June 2, 2010 at Whataburger Field)
Widest Margin Victory:	By Springfield: 9 Runs (9-0, June 4, 2010 at Whataburger Field) By Corpus Christi: 12 Runs (15-3, June 3, 2007 at Hammons Field)
Longest Winning Streak:	By Springfield: 8 (Aug. 12, 2010 to June 1, 2011) By Corpus Christi: 4 (Aug. 14, 2011 to Aug. 21, 2011) *Most Recent
Attendance High:	At Hammons Field: 8,236, June 29, 2005

Cardinals vs. Hooks Last Three Years

YEAR	HOME	AWAY	OVERALL	WIN %
2009	4-2	1-5	5-7	.417
2010	3-3	4-2	7-5	.583
2011	4-2	3-3	7-5	.583
All-Time	27-16	18-26	45-42	.517

FRONT OFFICE

2012 CARDINALS

2011 REVIEW

HISTORY

MINOR LEAGUES

TEXAS LEAGUE

MISC.

2011 INDIVIDUAL BATTING STATISTICS

BATTERS	AVG	G	AB	R	H	2B	3B	HR	RBI	TB	BB	IBB	SO	SB	CS	OBP	SLG	OPS	SF	SAC	HBP	DP	E
Alluve, Jose	.361	35	144	21	52	9	3	5	25	82	7	0	14	5	5	.388	.569	.958	1	1	0	5	3
Bailey, Adam	.323	23	93	11	30	7	0	3	15	46	2	0	19	0	1	.333	.495	.828	1	1	0	2	0
Barnes, Clint	.444	2	9	2	4	0	0	0	2	4	1	0	1	0	0	.500	.444	.944	0	0	0	0	1
Barnes, Brandon	.286	54	203	25	58	13	0	7	27	92	14	0	42	6	3	.335	.453	.788	2	3	2	4	2
Bourgeois, Jason	.200	2	10	1	2	0	0	0	0	2	0	0	0	1	0	.200	.200	.400	0	0	0	0	0
Esposito, Brian	.155	38	116	5	18	4	0	0	7	22	5	0	29	1	1	.190	.190	.380	0	5	0	4	2
Fixler, Jonathon	.286	5	14	0	4	0	0	0	0	4	0	0	3	0	0	.333	.286	.619	0	0	1	0	1
Flores, David	.203	69	227	27	46	7	0	6	24	71	19	0	36	0	0	.264	.313	.577	3	1	1	8	7
Frostad, Emerson	.239	52	159	18	38	5	1	3	11	54	23	1	32	1	1	.333	.340	.673	1	1	0	3	2
Gaston, Jon	.236	114	415	39	98	20	5	7	43	149	27	4	107	14	1	.287	.359	.646	1	0	3	7	1
Goebbert, Jacob	.305	75	272	32	83	18	4	5	34	124	22	0	47	2	4	.368	.456	.823	2	2	6	6	4
Hernandez, Federico	.142	49	155	9	22	4	0	3	16	35	12	2	31	0	2	.202	.226	.428	1	4	0	2	4
Hinze, Kody	.281	55	199	26	56	7	0	7	28	84	24	0	46	0	1	.358	.422	.781	2	0	1	4	3
Keppinger, Jeff	.438	4	16	4	7	1	0	1	2	11	3	1	1	0	0	.526	.688	1.214	0	0	0	0	0
Martinez, J.D.	.338	88	317	50	107	25	1	13	72	173	42	1	55	1	0	.414	.546	.959	7	0	4	6	2
Paredes, Jimmy	.270	93	385	69	104	22	4	10	41	164	15	0	84	29	12	.300	.426	.726	1	4	2	8	20
Simunic, Andrew	.187	34	91	18	17	3	1	0	4	22	16	0	26	3	0	.315	.242	.557	0	1	1	1	2
Steele, T.J.	.214	118	415	55	89	17	4	11	55	147	16	1	114	20	6	.249	.354	.603	3	5	4	6	4
Sutil, Wladimir	.284	53	201	28	57	9	0	2	13	72	19	0	22	13	3	.357	.358	.715	0	6	4	4	5
Thompson, Jose	.115	18	52	2	6	1	0	0	0	7	3	0	18	0	0	.164	.135	.298	0	0	0	3	1
Vallejo, Jose	.146	20	41	2	6	0	0	0	5	6	1	0	12	0	0	.167	.146	.313	0	2	0	2	1
Van Ostrand, James	.306	104	346	41	106	22	2	11	48	165	43	1	52	3	3	.382	.477	.859	3	0	1	8	7
Villar, Jonathan	.231	83	324	52	75	16	2	10	26	125	29	0	100	14	6	.301	.386	.687	2	8	4	2	23
Wallace, Chris	.244	36	123	17	30	4	0	6	29	52	12	0	41	1	0	.316	.423	.739	0	0	1	2	3
Wikoff, Brandon	.308	103	331	40	102	6	0	3	26	117	47	1	33	5	3	.398	.353	.751	1	4	3	7	7
Team Total	.258	140	4776	605	1234	222	27	114	560	1852	408	12	1022	119	52	.320	.388	.708	32	58	38	96	127

2011 INDIVIDUAL PITCHING STATISTICS

PITCHERS	W	L	ERA	G	GS	CG	SHO	SV	SVO	IP	H	R	ER	HR	HB	BB	IBB	SO	BK	WP	GO/AO	DP	WHIP	AVG
Abreu, Erick	6	8	4.29	33	18	0	0	0	0	123.2	124	64	59	21	3	27	1	111	0	5	0.59	4	1.22	.259
Aristil, Jonnathan	4	8	6.13	30	21	0	0	2	2	120.1	129	85	82	21	6	66	0	117	1	13	0.70	6	1.62	.269
Berner, David	1	1	9.33	13	0	0	0	0	0	18.1	32	20	19	4	0	14	2	12	0	0	2.55	3	2.51	.390
Buchanan, Jake	0	0	1.29	1	1	0	0	0	0	7.0	6	1	1	0	0	1	0	2	0	0	2.60	1	1.00	.231
Carpenter, David	0	1	4.50	14	0	0	0	5	6	14.0	14	7	7	4	2	3	1	17	0	0	0.77	1	1.21	.259
Carrillo, Cesar	1	1	9.64	5	0	0	0	0	0	9.1	12	10	10	2	1	7	0	6	0	0	0.82	3	2.04	.324
Cedeno, Xavier	5	6	3.95	23	19	0	0	0	0	111.2	98	59	49	8	5	45	5	110	0	7	2.00	7	1.28	.236
Clemens, Paul	2	1	2.35	5	5	0	0	0	0	30.2	23	9	8	3	0	12	1	26	1	0	0.74	1	1.14	.200
Cosart, Jarred	1	2	4.71	7	7	0	0	0	0	36.1	33	20	19	4	0	13	0	22	0	2	1.97	2	1.27	.234
Frostad, Emerson	0	0	0.00	1	0	0	0	0	0	1.0	1	0	0	0	0	1	0	0	0	0	0.00	0	2.00	.250
Gervacio, Sammy	1	0	1.38	8	0	0	0	0	2	13.0	11	3	2	0	2	5	0	12	0	1	1.08	0	1.23	.229
Greenwall, Kyle	4	10	7.86	28	9	0	0	2	3	71.0	96	63	62	16	0	18	1	46	0	3	1.24	3	1.61	.328
Hennessey, Brad	0	1	1.80	4	0	0	0	0	0	5.0	4	1	1	1	0	0	0	3	0	0	1.75	1	0.80	.222
Hicks, Chris	0	0	3.77	13	0	0	0	0	1	14.1	14	9	6	1	0	7	1	7	0	1	2.60	4	1.47	.246
James, Brad	0	2	7.11	4	0	0	0	0	0	6.1	9	5	5	1	1	8	3	2	0	4	2.20	1	2.68	.360
Keuchel, Dallas	9	7	3.17	20	20	1	1	0	0	127.2	116	49	45	9	4	27	0	76	0	6	1.87	14	1.12	.244
King, Blake	0	2	4.07	35	0	0	0	0	3	42.0	32	20	19	4	2	42	2	50	1	6	0.67	3	1.76	.213
Leon, Arcenio	3	4	4.59	47	0	0	0	2	3	64.2	69	44	33	2	5	48	4	73	0	12	2.00	12	1.81	.279
Meszaros, Daniel	0	4	5.09	30	0	0	0	5	8	35.1	38	23	20	4	1	15	3	44	0	6	0.51	1	1.50	.273
Nevarez, Matt	0	2	9.00	17	0	0	0	0	2	21.0	22	22	21	0	2	25	2	23	0	7	0.75	2	2.24	.286
Oberholzer, Brett	2	3	5.27	6	6	0	0	0	0	27.1	28	16	16	3	1	10	0	28	0	2	1.08	2	1.39	.267
Perconte, Mike	0	0	22.85	5	0	0	0	0	1	4.1	15	11	11	3	0	2	1	5	0	1	1.00	0	3.92	.500
Perconte, Mike	3	0	7.71	24	0	0	0	0	2	32.2	42	28	28	6	0	17	2	33	0	4	1.00	5	1.81	.311
Robinson, Andrew	0	1	8.10	2	0	0	0	0	0	3.1	5	3	3	0	0	2	0	1	0	0	1.00	1	2.10	.357
Rodriguez, Wandy	0	0	2.25	1	1	0	0	0	0	4.0	6	1	1	1	0	1	0	2	0	0	1.67	2	1.75	.375
Seaton, Ross	4	9	5.23	28	28	0	0	0	0	155.0	168	103	90	19	7	47	4	97	1	12	0.77	10	1.39	.279
Sosa, Henry	2	0	2.89	3	3	0	0	0	0	18.2	16	7	6	1	0	4	0	17	0	1	0.86	1	1.07	.222
Stoffel, Jason	1	3	5.63	18	0	0	0	4	7	16.0	18	10	10	3	0	9	1	19	0	3	1.82	1	1.69	.265
Urckfitz, Pat	1	5	5.08	31	0	0	0	1	3	39.0	46	29	22	4	2	26	8	31	1	4	1.18	0	1.85	.295
Villar, Henry	2	4	4.06	32	0	0	0	2	7	37.2	42	17	17	3	1	4	1	33	0	6	1.59	2	1.22	.282
Wolf, Shane	1	4	5.98	22	1	0	0	0	1	40.2	52	31	27	4	4	15	2	27	0	2	1.14	1	1.65	.306
Zeid, Josh	0	1	10.13	14	1	0	0	0	0	16.0	23	21	18	5	1	6	1	15	0	2	1.06	0	1.81	.333
Team Total	50	90	5.01	140	140	1	5	23	49	1233.1	1295	761	687	150	50	506	44	1034	5	106	1.44	89	1.46	.270

FRONT OFFICE

2012 CARDINALS

2011 REVIEW

HISTORY

MINOR LEAGUES

TEXAS LEAGUE

MISC.

FRONT OFFICE

2012 CARDINALS

2011 REVIEW

HISTORY

MINOR LEAGUES

TEXAS LEAGUE

MISC.

FRISCO ROUGHRIDERS

Affiliate: Texas Rangers (2003)

Dr. Pepper Ballpark
7300 RoughRiders Trail
Frisco, TX 75034
Telephone: (972) 731-9200
Fax: (972) 731-5355
E-mail: info@ridersbaseball.com
Website: www.ridersbaseball.com



MANAGER
Steve Buechele

PITCHING COACH
Jeff Andrews

HITTING COACH
Jason Hart

TRAINER
Carlos Olivias

General ManagerScott Sonju
Media Contact.....Alex Vispoli
Radio Announcer.....Alex Vispoli
Station.....1630 AM KKGW

Capacity: 8,600
Year Opened: 2003

Directions: The ballpark is at the northeast corner of Dallas North Tollway and State Highway 121.

VISITING CLUB HOTEL

Holiday Inn - Plano/Stonebriar
3400 Parkwood Blvd.
Frisco, TX 75034

2011 RECAP (5-7 Overall; 3-3 Home; 2-4 Road)

DATE	H/A	W/L	SCORE	WP	LP
4/7	A	L	6-2	Boscan	Schneider
4/8	A	L	7-6 (10)	Hamburger	Castillo
4/9	A	W	5-3	Rauschenberger	Young
4/14	H	W	9-4	Frevert	Castillo
4/16 (1)	H	L	6-4 (7)	Brigham	Hooker
4/16 (2)	H	W	6-5 (7)	Zawacki	De Los Santos
6/30	A	L	7-6	Castillo	Reid
7/1	A	W	9-6	Miller	Pimentel
7/2	A	L	3-1	Bleier	Freeman
7/7	H	W	3-2	Zawacki	Pimentel
7/8	H	L	15-11	Wieland	Schneider
7/9	H	L	5-3	Bleier	Sanchez

2012 SCHEDULE

DAY	DATE	SITE	TIME	DAY	DATE	SITE	TIME
Thur.	Apr. 5	SPR	7:08 p.m.	Fri.	June 29	SPR	7:08 p.m.
Fri.	Apr. 6	SPR	7:08 p.m.	Sat.	June 30	SPR	6:08 p.m.
Sat.	Apr. 7	SPR	2:08 p.m.	Sun.	July 1	SPR	6:08 p.m.
Thur.	Apr. 12	FRI	7:00 p.m.	Thur.	July 5	FRI	7:00 p.m.
Fri.	Apr. 13	FRI	7:00 p.m.	Fri.	July 6	FRI	7:00 p.m.
Sat.	Apr. 14	FRI	7:00 p.m.	Sat.	July 7	FRI	7:00 p.m.

2011 Final Team Roster

PITCHERS	JERSEY #	B	T	HT	WT	BORN
Bleier, Richard	30	L	L	6'3"	195	4/16/1987
Brigham, Jake	49	R	R	6'3"	210	2/10/1988
Castillo, Fabio	47	R	R	6'1"	235	2/19/1989
Flores, Adalberto	43	R	R	6'7"	225	11/4/1986
Hendricks, Kyle	11	R	R	6'2"	165	12/7/1989
Miller, Justin	25	R	R	6'3"	190	6/13/1987
Pimentel, Carlos	27	R	R	6'3"	180	12/1/1989
Ross, Robert	8	L	L	5'11"	185	6/24/1989
Snyder, Ben	17	L	L	6'2"	225	7/20/1985
Tufts, Tyler	16	R	R	6'3"	195	12/5/1986
Yan, Johan	28	R	R	6'3"	185	9/27/1988
Young, Corey	26	L	L	6'2"	185	12/30/1986
CATCHERS	JERSEY #	B	T	HT	WT	BORN
Felix, Jose	18	R	R	5'10"	200	6/28/1988
Sarmiento, Elio	36	S	R	5'11"	200	6/20/1986
INFIELDERS	JERSEY #	B	T	HT	WT	BORN
Bolden, Jared	8	L	L	6'2"	205	3/17/1987
Hilligoss, Mitch	8	L	R	6'1"	195	6/17/1985
Mendonca, Tommy	24	L	R	6'1"	200	4/12/1988
Osuna, Renny	13	R	R	6'0"	172	4/24/1985
Stoneburner, Davis	5	R	R	6'0"	175	1/14/1985
OUTFIELDERS	JERSEY #	B	T	HT	WT	BORN
Beltre, Engel	7	L	L	6'2"	180	11/1/1989
Bianucci, Michael	33	R	R	6'1"	225	6/26/1986
Greene, Jonathan	35	R	R	6'0"	200	9/16/1985
Paisano, David	4	R	R	6'1"	165	11/26/1987

SERIES FACTS

Most Runs, Game:	By Springfield: 16 (16-4, April 9, 2009 at Hammons Field) By Frisco: 18 (18-4, July 4, 2009 at Dr. Pepper Ballpark)
Widest Margin Victory:	By Springfield: 14 Runs (15-1, Aug. 10, 2005 at Dr. Pepper Ballpark) By Frisco: 14 Runs (18-4, July 4, 2009 at Dr. Pepper Ballpark)
Longest Winning Streak:	By Springfield: 5 (April 10, 2010 to July 3, 2010) By Frisco: 4 (April 11-12, 2008 to June 27-28, 2008)
Attendance High:	At Hammons Field: 8,614, August 11, 2006 At Dr. Pepper Ballpark: 11,666, April 9, 2011

Cardinals vs. RoughRiders Last Three Years

YEAR	HOME	AWAY	OVERALL	WIN %
2009	3-3	3-3	6-6	.500
2010	4-2	2-4	6-6	.500
2011	3-3	2-4	5-7	.417
All-Time	24-20	17-27	41-47	.465

2011 INDIVIDUAL BATTING STATISTICS

BATTERS	AVG	G	AB	R	H	2B	3B	HR	RBI	TB	BB	IBB	SO	SB	CS	OBP	SLG	OPS	SF	SAC	HBP	DP	E
Adair, Travis	.238	33	126	20	30	4	1	2	13	42	8	0	19	1	1	.284	.333	.617	0	1	0	1	1
Beltre, Engel	.231	118	437	64	101	15	6	1	28	131	28	1	103	16	6	.285	.300	.584	1	11	5	7	5
Bianucci, Michael	.243	133	535	80	130	29	1	30	89	251	35	2	136	5	1	.302	.469	.771	4	0	12	10	1
Bolden, Jared	.239	21	67	10	16	1	0	1	10	20	9	0	19	1	0	.321	.299	.619	2	3	0	0	0
Borbon, Julio	.000	1	4	0	0	0	0	0	0	0	0	0	1	0	0	.000	.000	.000	0	0	0	0	0
Butler, Joey	.227	13	44	11	10	1	0	2	4	17	7	0	16	2	1	.382	.386	.768	0	0	4	1	0
Cruz, Nelson	.182	3	11	1	2	1	0	0	1	3	1	0	0	0	0	.250	.273	.523	0	0	0	1	0
Diaz, Robinson	.357	17	56	11	20	1	0	3	8	30	4	0	4	0	0	.419	.536	.955	0	0	2	2	1
Felix, Jose	.228	72	263	29	60	12	0	2	28	78	10	0	27	1	0	.263	.297	.559	2	2	3	12	6
Garcia, Edwin	.250	1	4	0	1	0	0	0	0	1	0	0	1	0	0	.250	.250	.500	0	0	0	0	0
Greene, Jonathan	.292	130	487	73	142	29	0	18	75	225	30	0	161	5	2	.354	.462	.816	4	0	19	4	3
Hamilton, Josh	.286	2	7	3	2	0	0	1	3	5	1	0	1	0	0	.375	.714	1.089	0	0	0	0	0
Hilligoss, Mitch	.264	52	193	20	51	10	2	3	22	74	12	1	27	0	0	.309	.383	.693	1	2	1	4	6
Leeds, Matt	.333	3	9	0	3	1	0	0	2	4	2	0	1	0	0	.455	.444	.899	0	0	0	0	0
Martin, Leonys	.348	29	112	24	39	9	2	4	24	64	15	1	8	10	8	.435	.571	1.007	1	4	3	3	1
Mendonca, Tommy	.278	125	504	75	140	27	3	25	87	248	35	8	160	0	1	.335	.492	.827	5	1	11	7	19
Morrison, Erik	.000	1	2	0	0	0	0	0	0	0	0	0	0	0	0	.000	.000	.000	0	0	0	0	0
Osuna, Renny	.294	123	520	72	153	23	2	10	64	210	39	1	63	20	9	.341	.404	.745	6	6	1	8	16
Paisano, David	.227	31	110	15	25	3	0	0	5	28	5	0	30	2	1	.271	.255	.526	1	2	2	1	0
Rodriguez, Guilder	.275	80	284	39	78	9	2	0	37	91	30	2	40	14	4	.343	.320	.663	3	6	1	8	7
Ruiz, Jose	.275	106	397	47	109	27	2	12	54	176	40	2	67	4	2	.344	.443	.787	4	0	4	12	11
Sarmiento, Elio	.279	59	208	33	58	11	4	5	27	92	16	0	42	3	1	.333	.442	.776	2	7	2	5	9
Stoneburner, Davis	.269	116	438	64	118	26	5	9	47	181	38	0	90	18	5	.341	.413	.755	4	7	12	5	16
Swift, Jimmy	.167	4	12	2	2	0	0	0	1	2	2	0	4	0	0	.267	.167	.433	1	2	0	1	0
Team Total	.267	140	4832	693	1291	239	30	128	629	1974	367	18	1021	102	42	.327	.409	.735	41	54	82	92	122

2011 INDIVIDUAL PITCHING STATISTICS

PITCHERS	W	L	ERA	G	GS	CG	SHO	SV	SVO	IP	H	R	ER	HR	HB	BB	IBB	SO	BK	WP	GO/AO	DP	WHIP	AVG
Aguero, Ramon	2	2	8.18	19	0	0	0	0	1	22.0	23	20	20	5	3	21	0	17	0	4	1.10	2	2.00	.295
Bleier, Richard	7	8	5.60	32	13	0	0	0	1	101.1	142	73	63	5	4	16	0	55	0	4	1.79	7	1.56	.330
Boscan, Wilfredo	1	3	6.95	5	5	0	0	0	0	22.0	30	20	17	5	0	8	0	15	0	0	1.58	2	1.73	.323
Brigham, Jacob	6	6	4.49	35	14	0	0	0	1	114.1	107	67	57	13	4	55	1	114	0	11	1.23	8	1.42	.244
Castillo, Fabio	3	6	6.36	42	0	0	0	9	14	52.1	58	40	37	6	5	23	1	37	0	5	1.28	5	1.55	.282
De Los Santos, Miguel	1	3	8.04	6	6	0	0	0	0	28.0	27	25	25	4	1	17	0	38	0	7	0.42	3	1.57	.265
Erlin, Robert	5	2	4.32	11	10	0	0	0	0	66.2	73	34	32	9	2	7	0	61	2	1	0.78	5	1.20	.282
Feldman, Scott	1	0	3.00	2	2	0	0	0	0	9.0	5	3	3	0	0	2	0	8	0	0	1.38	0	0.78	.156
Feliz, Neftali	0	0	0.00	1	1	0	0	0	0	1.0	1	0	0	0	0	0	0	3	0	0	0	0	1.00	.250
Flores, Adalberto	5	4	3.32	41	2	0	0	1	2	81.1	72	32	30	5	3	38	4	80	0	9	0.73	9	1.35	.236
Hamburger, Mark	1	0	1.83	11	0	0	0	4	5	19.2	11	4	4	3	0	5	2	22	0	2	0.80	2	0.81	.162
Hankins, Derek	1	2	4.82	5	4	0	0	0	0	18.2	22	15	10	2	0	7	0	10	0	2	1.44	1	1.55	.293
Hendricks, Kyle	0	0	3.00	1	1	0	0	0	0	3.0	4	1	1	0	0	2	0	2	0	0	1.33	0	2.00	.308
Hunter, Tommy	0	0	4.50	1	0	0	0	0	0	4.0	3	2	2	1	1	1	0	5	0	0	5.00	1	1.00	.231
Jones, Beau	0	0	0.00	4	0	0	0	0	0	6.1	4	0	0	0	1	3	0	5	0	0	1.33	0	1.11	.174
Miller, Justin	9	1	1.81	48	0	0	0	13	17	69.2	46	14	14	2	4	24	3	77	0	5	0.76	1	1.00	.185
Mobley, Chris	0	0	8.53	5	1	0	0	1	1	6.1	11	8	6	1	1	5	0	5	0	0	1.14	0	2.53	.355
O'Day, Darren	0	0	9.00	1	1	0	0	0	0	1.0	1	1	1	1	0	0	0	1	0	0	1.00	0	1.00	.250
Perconte, Mike	3	0	5.40	19	0	0	0	0	1	28.1	27	17	17	3	0	15	1	28	0	3	1.00	5	1.48	.257
Perez, Martin	4	2	3.16	17	16	1	1	0	0	88.1	80	35	31	6	1	36	0	83	2	4	1.40	11	1.31	.245
Pimentel, Carlos	7	9	4.74	28	26	0	0	0	1	142.1	128	78	75	15	9	80	0	110	0	17	0.49	10	1.46	.246
Ramirez, Neil	1	0	1.89	6	6	0	0	0	0	19.0	13	4	4	1	1	8	0	24	1	1	0.35	0	1.11	.194
Ross, Robert	1	1	2.61	6	6	0	0	0	0	38.0	33	13	11	5	0	5	0	36	0	2	1.21	2	1.00	.231
Scheppers, Tanner	2	1	3.13	17	0	0	0	0	2	23.0	18	10	8	1	1	9	1	24	1	2	0.80	1	1.17	.212
Snyder, Ben	11	5	3.87	40	14	0	0	1	3	118.2	123	56	51	15	3	30	2	67	1	5	0.69	12	1.29	.273
Tufts, Tyler	4	1	3.23	39	1	0	0	7	9	55.2	68	21	20	2	0	7	1	46	0	2	1.25	3	1.35	.302
Webb, Brandon	0	2	9.75	4	4	0	0	0	0	12.0	21	13	13	1	2	6	0	8	0	1	1.78	1	2.25	.404
Wieland, Joseph	4	0	1.23	7	7	1	1	0	0	44.0	35	9	6	2	0	11	0	36	0	1	0.92	3	1.05	.217
Yan, Johan	0	0	0.34	19	0	0	0	2	2	26.2	18	4	1	0	2	9	1	18	1	2	2.16	3	1.01	.191
Young, Corey	0	3	4.67	35	0	0	0	0	2	44.1	45	28	23	0	9	17	2	34	0	2	2.33	6	1.40	.259
Team Total	79	61	4.13	140	140	2	6	38	62	1267.0	1249	647	582	113	57	467	19	1069	8	92	1.33	103	1.35	.259

FRONT OFFICE

2012 CARDINALS

2011 REVIEW

HISTORY

MINOR LEAGUES

TEXAS LEAGUE

MISC.

MIDLAND ROCKHOUNDS

Affiliate: Oakland Athletics (1999)

Citibank Ballpark
5514 N. Champion Dr.
Midland, TX 79706
Telephone: (432) 520-2255
Fax: (432) 520-8326
E-mail: rockhounds@nwol.net
Website: www.midlandrockhounds.org



MANAGER
Steve Scarsone

PITCHING COACH
Don Schulze

HITTING COACH
Tim Garland

TRAINER
Justin Whitehouse

General Manager.....Monty Hoppel
Media Contact.....Bob Hards
Radio Announcer.....Bob Hards
Station.....My Country 96.1 FM

Capacity: 4,669
Year Opened: 2002
Directions: Corner of Loop 250 and Highway 191.

VISITING CLUB HOTEL

Sleep Inn & Suites
5612 Deauville Blvd.
Midland, TX 79706

2011 RECAP (6-6 Overall; 3-3 Home; 3-3 Road)

DATE	H/A	W/L	SCORE	WP	LP
4/10	A	L	6-5 (10)	Barham	Delgado
4/11	A	W	6-4	Zawacki	Lansford
4/12	A	L	2-1 (13)	Barham	Kulik
4/17	H	L	4-3	Hollingsworth	Blazek
4/18	H	W	5-3	Schneider	Murray
4/19	H	L	14-7	Hernandez	Thomas
7/3	A	W	6-3	Blazek	Trinidad
7/4	A	L	15-5	Daley	Thomas
7/5	A	W	5-3	Gast	Bergmann
7/10	H	L	15-12	Daley	Kelly
7/11	H	W	4-3	Kopp	Meloan
7/12	H	W	13-3	Schneider	Haviland

2012 SCHEDULE

DAY	DATE	SITE	TIME	DAY	DATE	SITE	TIME
Sun.	Apr. 8	SPR	4:08 p.m.	Mon.	July 2	SPR	7:08 p.m.
Mon.	Apr. 9	SPR	7:08 p.m.	Tues.	July 3	SPR	7:08 p.m.
Tues.	Apr. 10	SPR	12:08 p.m.	Wed.	July 4	SPR	TBD
Sun.	Apr. 15	MID	4:00 p.m.	Sun.	July 8	MID	6:00 p.m.
Mon.	Apr. 16	MID	6:30 p.m.	Mon.	July 9	MID	6:30 p.m.
Tues.	Apr. 17	MID	6:30 p.m.	Tues.	July 10	MID	6:30 p.m.

2011 FINAL ROSTER

PITCHERS	JERSEY #	B	T	HT	WT	BORN
Barham, Trey	15	L	L	6'0"	215	11/7/1985
Bergmann, Jason	16	R	R	6'3"	220	9/25/1981
Capra, Anthony	35	L	L	6'1"	200	4/3/1987
Daley, Gary	46	R	R	6'3"	200	11/1/1985
Gray, Sonny	25	R	R	5'11"	200	11/7/1989
Haviland, Shawn	22	R	R	6'2"	200	11/10/1985
Hunter, Brett	55	R	R	6'4"	215	6/27/1987
Meloan, Jon	47	R	R	6'3"	225	7/11/1984
Ortiz, Jonathan	41	R	R	5'10"	170	10/29/1985
Smyth, Paul	33	R	R	5'11"	210	4/1/1987
Thornton, Zach	43	R	R	6'3"	213	5/19/1988
Trinidad, Polin	32	L	L	6'3"	195	11/19/1984
CATCHERS	JERSEY #	B	T	HT	WT	BORN
Nunez, Juan	19	R	R	6'2"	220	8/27/1987
Ortiz, Ryan	17	R	R	6'3"	195	9/29/1987
INFELDERS	JERSEY #	B	T	HT	WT	BORN
Canham, Mitch	11	L	R	6'2"	205	9/25/1984
Christian, Jason	12	L	R	6'3"	170	6/16/1987
Green, Grant	9	R	R	6'3"	180	9/27/1987
Peterson, Shane	10	L	L	6'0"	195	2/11/1988
Spina, Michael	18	R	R	6'1"	220	12/17/1986
OUTFIELDERS	JERSEY #	B	T	HT	WT	BORN
Barfield, Jeremy	40	R	L	6'5"	240	7/12/1988
Heether, Adam	29	R	R	6'0"	195	1/14/1982
Rivero, Jose	7	R	R	6'3"	220	1/8/1990
Sulentic, Matt	30	L	R	5'10"	170	10/6/1987

SERIES FACTS

Most Runs, Game:	By Springfield: 13 (13-3, July 12, 2011 at Hammons Field) *Most Recent By Midland: 17 (17-3, Aug. 12, 2005 at Hammons Field)
Widest Margin Victory:	By Springfield: 13 Runs (13-0, April 18, 2010 at Hammons Field) By Midland: 14 Runs (17-3, Aug. 12, 2005 at Hammons Field)
Longest Winning Streak:	By Springfield: 6 (April 20, 2009 to July 13, 2009)* Most Recent By Midland: 6 (May 31- Aug. 21, 2006)
Attendance High:	At Hammons Field: 8,719, July 4, 2007 At Citibank Ballpark: 8,031, July 4, 2011

Cardinals vs. RockHounds Last Three Years

YEAR	HOME	AWAY	OVERALL	WIN %
2009	4-2	4-2	8-4	.667
2010	3-3	4-2	7-5	.583
2011	3-3	3-3	6-6	.500
All-Time	23-19	22-21	45-39	.536

2011 INDIVIDUAL BATTING STATISTICS

BATTERS	AVG	G	AB	R	H	2B	3B	HR	RBI	TB	BB	IBB	SO	SB	CS	OBP	SLG	OPS	SF	SAC	HBP	DP	E
Barfield, Jeremy	.257	131	495	56	127	24	3	11	72	190	42	1	90	1	1	.318	.384	.702	3	3	4	18	7
Canham, Mitch	.226	45	155	22	35	5	2	0	18	44	15	0	30	2	0	.299	.284	.583	2	1	2	4	3
Carter, Yusuf	.169	21	89	7	15	5	1	2	7	28	1	0	31	2	1	.178	.315	.492	0	0	0	2	5
Christian, Jason	.273	36	128	20	35	8	1	1	9	48	10	0	32	5	2	.324	.375	.699	1	0	0	1	5
Green, Grant	.291	127	530	76	154	33	1	9	62	216	39	2	119	6	8	.343	.408	.750	6	6	6	14	24
Heether, Adam	.255	101	365	63	93	21	0	13	62	153	45	1	72	6	1	.367	.419	.786	4	0	22	7	15
Horton, Josh	.000	1	3	0	0	0	0	0	0	0	0	0	1	0	0	.000	.000	.000	0	0	0	0	0
Ladendorf, Tyler	.225	125	432	55	97	17	3	6	35	138	47	0	87	6	5	.308	.319	.627	2	7	6	10	21
Mitchell, Jermaine	.355	74	304	67	108	15	13	10	50	179	54	2	65	14	13	.453	.589	1.042	1	0	1	2	0
Nunez, Juan	.000	1	1	0	0	0	0	0	0	0	0	0	1	0	0	.000	.000	.000	0	0	0	0	0
Ortiz, Ryan	.237	47	152	19	36	4	0	2	14	46	21	0	40	2	0	.357	.303	.660	1	1	8	4	9
Paramore, Petey	.192	45	151	19	29	2	1	3	16	42	24	0	42	0	0	.307	.278	.585	2	0	2	6	4
Parker, Stephen	.286	132	504	72	144	30	2	10	74	208	69	7	107	1	1	.373	.413	.786	1	0	2	12	23
Peterson, Shane	.260	59	227	33	59	16	1	3	27	86	30	1	38	11	1	.357	.379	.736	1	0	5	6	0
Rivero, Jose	.154	4	13	1	2	0	1	0	2	4	2	0	3	0	0	.267	.308	.574	0	1	0	1	0
Spina, Michael	.282	129	483	64	136	32	3	10	75	204	70	2	110	1	0	.380	.422	.803	5	0	10	7	7
Sulentic, Matthew	.272	124	493	64	134	22	1	6	46	176	46	2	94	24	7	.335	.357	.692	4	2	3	13	4
Timmons, Wes	.365	39	156	21	57	6	0	5	28	78	8	0	11	7	0	.402	.500	.902	2	1	3	7	1
Walton, Kent	.235	37	119	16	28	5	0	1	15	36	16	0	39	3	1	.331	.303	.633	2	2	2	2	0
Team Total	.269	140	4800	675	1289	245	33	92	612	1876	539	18	1012	91	41	.349	.391	.740	37	24	76	116	148

2011 INDIVIDUAL PITCHING STATISTICS

PITCHERS	W	L	ERA	G	GS	CG	SHO	SV	SVO	IP	H	R	ER	HR	HB	BB	IBB	SO	BK	WP	GO/AO	DP	WHIP	AVG
Barham, Trey	6	2	2.95	56	0	0	0	1	4	61.0	58	23	20	5	4	27	2	48	0	2	1.77	8	1.39	.267
Bateman, Joe	0	0	3.00	4	0	0	0	0	0	9.0	5	3	3	0	3	2	0	7	0	0	0.43	0	0.78	.161
Bergmann, Jason	1	7	5.65	16	14	0	0	0	0	78.0	84	54	49	8	5	37	1	53	0	4	0.91	8	1.55	.285
Canham, Mitch	0	1	27.00	1	0	0	0	0	0	0.1	1	1	1	0	0	2	0	0	0	0	0.00	0	9.00	1.000
Capra, Anthony	1	7	5.36	20	20	0	0	0	0	97.1	106	67	58	8	6	54	1	82	0	12	0.84	8	1.64	.280
Carignan, Andrew	0	0	3.18	11	0	0	0	3	3	11.1	10	4	4	1	1	3	0	15	0	0	1.83	2	1.15	.238
Christian, Jason	0	0	27.00	1	0	0	0	0	0	1.0	1	3	3	1	1	1	0	0	0	0	0.50	0	2.00	.250
Daley, Gary	6	7	5.18	20	19	0	0	0	0	106.0	121	72	61	5	14	50	1	78	1	14	3.00	16	1.61	.289
De Los Santos, Fautino	0	0	2.89	8	0	0	0	3	3	9.1	8	3	3	1	0	4	1	15	0	0	2.25	0	1.29	.222
DiNardo, Lenny	1	2	3.51	6	4	0	0	0	0	25.2	28	10	10	3	2	1	0	20	0	1	2.00	2	1.13	.275
Godfrey, Graham	0	0	0.00	1	1	0	0	0	0	4.0	3	2	0	0	0	1	0	6	0	0	0.75	0	1.00	.200
Gray, Sonny	1	0	0.45	5	5	0	0	0	0	20.0	15	1	1	0	0	6	0	18	0	2	2.25	2	1.05	.214
Griffin, A.J.	2	3	6.47	6	6	0	0	0	0	32.0	39	24	23	6	2	11	0	20	0	0	0.85	1	1.56	.293
Haviland, Shawn	6	12	7.08	27	27	0	0	0	0	143.2	205	133	113	24	6	42	1	110	2	15	0.86	9	1.72	.330
Hernandez, Carlos	4	1	5.27	8	8	0	0	0	0	42.2	57	28	25	6	1	10	0	37	1	3	1.67	3	1.57	.315
Hollingsworth, Ethan	6	5	3.61	17	16	0	0	1	1	94.2	107	47	38	8	2	23	0	66	2	8	1.51	11	1.37	.287
Hornbeck, Ben	0	0	14.73	4	0	0	0	0	0	3.2	8	6	6	0	0	2	0	7	0	0	1.00	0	2.73	.444
Hunter, Brett	4	2	4.73	23	0	0	0	0	1	26.2	28	18	14	3	3	16	0	25	0	2	0.50	1	1.65	.264
Lansford, Jared	3	5	4.54	48	0	0	0	9	11	79.1	87	45	40	7	4	27	3	48	0	9	1.75	15	1.44	.285
Marti, Yadel	2	0	0.75	2	2	0	0	0	0	12.0	7	1	1	0	0	2	0	7	0	2	1.42	0	0.75	.163
Meloan, Jon	1	3	4.67	25	0	0	0	5	6	27.0	28	21	14	2	2	20	5	25	0	0	1.21	2	1.78	.269
Murray, Justin	0	5	6.49	7	7	0	0	0	0	34.2	47	29	25	6	0	15	0	21	0	6	1.34	3	1.79	.333
Ortiz, Jonathan	5	2	4.02	42	0	0	0	1	6	65.0	62	30	29	7	1	24	3	60	0	2	1.35	6	1.32	.250
Sewell, Lance	0	0	10.29	6	0	0	0	0	0	7.0	16	14	8	2	0	7	0	8	0	4	0.44	0	3.29	.432
Smyth, Paul	5	2	4.85	40	0	0	0	1	4	65.0	67	39	35	8	3	29	1	59	0	4	1.03	3	1.48	.273
Souza, Justin	1	0	1.33	14	0	0	0	1	4	20.1	9	3	3	2	0	2	0	17	0	1	0.84	0	0.54	.125
Storey, Mickey	3	3	4.03	27	0	0	0	4	6	38.0	41	17	17	3	3	13	2	31	1	3	0.72	3	1.42	.281
Sulentic, Matthew	0	0	0.00	1	0	0	0	0	0	0.1	0	0	0	0	0	0	0	0	0	0	1.00	0	0.00	.000
Thornton, Zach	0	0	0.00	1	0	0	0	0	0	3.0	1	0	0	0	0	1	0	4	0	1	0.67	0	0.67	.100
Trinidad, Polin	4	4	6.91	18	9	0	0	0	0	56.0	70	47	43	6	2	19	0	32	3	4	1.50	7	1.59	.314
Wagner, Neil	1	3	3.38	28	0	0	0	4	5	37.1	31	18	14	0	1	13	2	53	0	2	2.35	4	1.18	.225
Williamson, Fabian	0	1	6.35	10	2	0	0	0	0	22.2	29	17	16	3	1	16	0	17	0	6	1.67	2	1.99	.315
Team Total	63	77	4.92	140	140	0	4	33	54	1234.0	1379	780	675	125	67	480	23	989	10	107	1.59	116	1.51	.285

FRONT OFFICE

2012 CARDINALS

2011 REVIEW

HISTORY

MINOR LEAGUES

TEXAS LEAGUE

MISC.

NORTHWEST ARKANSAS NATURALS

Affiliate: Kansas City Royals (2008)

Arvest Ballpark
 Watkins Ave and S 56th St
 Springdale, AR 72762
 Telephone: (479) 927-4900
 Fax: (479) 756-8088
 E-mail: naturals@nwanaturals.com
 Website: www.nwanaturals.com



MANAGER
 Brian Poldberg

PITCHING COACH
 Larry Carter

HITTING COACH
 Terry Bradshaw

TRAINER
 Masa Koyanagi

General Manager.....Eric Edelstein
 Media Contact.....Frank Novak
 Radio Announcer.....Steven Davis
 StationKQSM 92.1 FM

Capacity: 6,500
 Year Opened: 2008
 Directions: I-35 to US 54 West, North on Senaca, East on Maple.

VISITING CLUB HOTEL

Hampton Inn
 1700 S. 48th
 Springdale, AR 72762

2011 RECAP (14-18 Overall; 7-9 Home; 7-9 Road)

DATE	H/A	W/L	SCORE	WP	LP	DATE	H/A	W/L	SCORE	WP	LP
4/26 (1)	H	L	4-3 (7)	Osuna	Rada	7/14	A	L	7-6	Herrera	Rondon
4/26 (2)	H	W	3-2 (7)	Greenwood	Dwyer	7/15	A	W	8-2	Miller	Miner
4/27	H	W	4-3	Rada	Baumann	7/16	A	W	7-3	Kelly	Dwyer
4/28	H	L	5-2	Smith	Hooker	7/17	A	L	7-5	Hardy	Zawacki
5/3	A	W	9-5	Additon	Dwyer	7/22	A	L	11-6	Odorizzi	Gast
5/4	A	W	2-1	Hooker	Lamb	7/23	A	W	8-5	Schneider	Dobies
5/5	A	W	5-2	Blazek	Smith	7/24	A	L	11-7	Smith	Blazek
5/6	A	L	10-4	Rollins	Schneider	7/25	A	L	5-4	Lebron	Miller
5/13	H	L	7-5	Sisk	Greenwood	7/29	H	W	11-4	Blazek	Smith
5/14	H	L	5-1	Lamb	Kopp	7/30	H	W	11-5	Schneider	Jeffress
5/15 (1)	H	L	3-0 (7)	Smith	Hooker	7/31	H	L	9-1	Dwyer	Kelly
5/15 (2)	H	L	8-4 (7)	Mozingo	Rada	8/1	H	W	7-1	Gast	Odorizzi
6/16	A	L	7-1	Baumann	Kopp	8/23	H	L	5-4	Lafferty	Rondon
6/17	A	L	15-6	Smith	Thomas	8/24	H	L	4-3 (11)	Garcia	Greenwood
6/18	A	W	3-1	Schneider	Davies	8/25	H	W	1-0	Blazek	Smith
6/19	A	L	15-10	Herrera	Greenwood	8/26	H	W	9-0	Hooker	Jeffress

2012 SCHEDULE

DAY	DATE	SITE	TIME	DAY	DATE	SITE	TIME
Mon.	Apr. 23	NWA	7:00pm	Thur.	July 12	SPR	7:08pm
Tues.	Apr. 24	NWA	7:00pm	Fri.	July 13	SPR	7:08pm
Wed.	Apr. 25	NWA	11:00am	Sat.	July 14	SPR	6:08pm
Thur.	Apr. 26	NWA	7:00pm	Sun.	July 15	SPR	6:08pm
Tues.	May 1	SPR	7:08pm	Fri.	July 20	SPR	7:08pm
Wed.	May 2	SPR	12:08pm	Sat.	July 21	SPR	6:08pm
Thur.	May 3	SPR	7:08pm	Sun.	July 22	SPR	6:08pm
Fri.	May 4	SPR	7:08pm	Mon.	July 23	SPR	7:08pm
Thur.	May 10	NWA	7:00pm	Fri.	July 27	NWA	7:00pm
Fri.	May 11	NWA	7:00pm	Sat.	July 28	NWA	7:00pm
Sat.	May 12	NWA	7:00pm	Sun.	July 29	NWA	6:00pm
Sun.	May 13	NWA	2:00pm	Mon.	July 30	NWA	7:00pm
Thur.	June 14	SPR	7:08pm	Tues.	Aug. 21	NWA	7:00pm
Fri.	June 15	SPR	7:08pm	Wed.	Aug. 22	NWA	7:00pm
Sat.	June 16	SPR	6:08pm	Thur.	Aug. 23	NWA	7:00pm
Sun.	June 17	SPR	6:08pm	Fri.	Aug. 24	NWA	7:00pm

2011 FINAL ROSTER

PITCHERS	JERSEY #	B	T	HT	WT	BORN
Baumann, Buddy	22	L	L	5'10"	175	12/9/1987
Dobies, Andrew	21	L	L	6'1"	180	4/20/1984
Dwyer, Chris	28	R	L	6'3"	210	04/10/1988
Garcia, Edgar	11	R	R	6'2"	190	9/20/1987
Hardy, Blaine	36	L	L	6'2"	220	3/14/1987
Jeffress, Jeremy	30	R	R	6'0"	210	9/21/1987
Lafferty, Brendan	15	L	L	6'3"	180	5/27/1986
Odorizzi, Jake	17	R	R	6'2"	175	3/27/1990
Santiago, Mario	38	R	R	6'2"	210	12/16/1984
Volz, Kendal	35	R	R	6'5"	225	12/2/1987
CATCHERS	JERSEY #	B	T	HT	WT	BORN
Eigsti, Ryan	18	R	R	6'1"	205	8/24/1985
Theriot, Ben	23	L	R	6'1"	190	12/8/1987
INFIELDERS	JERSEY #	B	T	HT	WT	BORN
Bianchi, Jeff	6	R	R	5'10"	190	10/5/1986
Colon, Christian	4	R	R	6'1"	180	5/14/1989
Lisson, Mario	29	R	R	6'2"	220	5/31/1984
Navarro, Rey	8	S	R	5'10"	175	12/22/1989
Romak, Jamie	26	R	R	6'2"	220	9/30/1985
Seratelli, Anthony	2	S	R	6'0"	205	2/27/1983
OUTFIELDERS	JERSEY #	B	T	HT	WT	BORN
Myers, Wil	12	R	R	6'3"	205	12/10/1990
Orlando, Paulo	16	R	R	6'3"	185	11/1/1985
Robinson, Derrick	9	S	L	5'11"	170	9/28/1987
Smith, Tim	24	L	L	6'3"	225	6/14/1986

SERIES FACTS

Most Runs, Game:	By Springfield: 16 (16-8, May 6, 2010 at Arvest Ballpark) *Most Recent By Northwest Arkansas: 16 (16-4, July 26, 2009 at Hammons Field)
Widest Margin Victory:	By Springfield: 15 Runs (16-1, July 18, 2006 at Lawrence Dumont Stadium) By Northwest Arkansas: 12 Runs (16-4, July 26, 2009 at Hammons Field)
Longest Winning Streak:	By Springfield: 5 (May 13 - June 18, 2010) By Northwest Arkansas: 7 (May 6, 2011 - June 18, 2011)
Attendance High:	At Hammons Field: 10,139, July 1, 2006

Cardinals vs. Naturals Last Three Years

YEAR	HOME	AWAY	OVERALL	WIN %
2009	7-9	7-9	14-18	.438
2010	9-8	7-8	16-16	.500
2011	7-9	7-9	14-18	.438
All-Time	51-58	45-62	96-120	.444

FRONT OFFICE

2012 CARDINALS

2011 REVIEW

HISTORY

MINOR LEAGUES

TEXAS LEAGUE

MISC.

2011 INDIVIDUAL BATTING STATISTICS

BATTERS	AVG	G	AB	R	H	2B	3B	HR	RBI	TB	BB	IBB	SO	SB	CS	OBP	SLG	OPS	SF	SAC	HBP	DP	E
Bianchi, Jeff	.259	119	444	63	115	23	2	2	48	148	39	0	85	20	5	.320	.333	.654	4	9	3	7	11
Colon, Christian	.257	127	491	69	126	14	2	8	61	168	46	5	51	17	7	.325	.342	.668	4	21	6	17	18
Eigsti, Ryan	.259	23	58	5	15	6	0	2	10	27	6	0	18	1	0	.338	.466	.804	2	1	2	2	1
Francis, Nick	.260	55	192	30	50	8	0	3	25	67	17	1	40	12	4	.326	.349	.675	3	3	3	9	4
Lisson, Mario	.293	89	283	58	83	21	0	15	45	149	31	2	81	15	2	.372	.527	.898	1	8	5	7	17
Mertins, Kurt	.254	57	173	29	44	12	0	3	29	65	24	0	40	4	2	.355	.376	.730	2	6	4	6	5
Myers, Wil	.254	99	354	50	90	23	1	8	49	139	52	1	87	9	2	.353	.393	.745	4	2	4	16	7
Navarro, Rey	.271	55	188	26	51	8	0	1	18	62	14	1	26	6	3	.332	.330	.662	2	1	4	5	12
Orlando, Paulo	.305	45	167	30	51	5	10	4	24	88	13	0	35	8	4	.362	.527	.889	2	2	3	3	2
Perez, Salvador	.283	79	286	35	81	14	0	9	43	122	16	0	30	0	1	.329	.427	.756	1	2	4	12	9
Pina, Manny	.250	3	8	0	2	1	0	0	3	3	2	0	3	0	0	.400	.375	.775	0	0	0	0	0
Robinson, Derrick	.251	107	419	56	105	6	2	1	25	118	46	3	87	55	15	.323	.282	.604	3	15	0	5	6
Romak, Jamie	.251	123	439	66	110	21	1	23	71	202	55	2	88	6	1	.343	.460	.803	2	1	8	13	7
Seratelli, Anthony	.282	129	440	91	124	12	6	9	64	175	75	1	92	35	5	.392	.398	.790	0	3	5	3	5
Smith, Tim	.311	69	238	38	74	13	2	10	49	121	19	3	37	8	2	.365	.508	.873	3	1	3	4	2
Theriot, Ben	.303	46	122	10	37	9	1	5	22	63	14	0	28	0	0	.377	.516	.893	1	7	1	4	3
Treanor, Matt	.263	7	19	2	5	1	0	0	5	6	4	0	2	0	1	.462	.316	.777	0	0	3	2	1
Van Stratten, Nick	.236	68	208	30	49	9	3	5	27	79	17	0	28	9	2	.298	.380	.678	1	4	2	5	3
Team Total	.268	137	4529	688	1212	206	30	108	618	1802	490	19	858	205	56	.345	.398	.742	35	86	60	120	126

2011 INDIVIDUAL PITCHING STATISTICS

PITCHERS	W	L	ERA	G	GS	CG	SHO	SV	SVO	IP	H	R	ER	HR	HB	BB	IBB	SO	BK	WP	GO/AO	DP	WHIP	AVG
Baez, Manauris	1	1	4.46	15	3	0	0	0	0	38.1	41	20	19	5	2	15	1	28	0	7	2.64	5	1.46	.275
Barrera, Henry	0	1	6.00	8	0	0	0	1	1	9.0	10	6	6	2	0	5	1	11	0	1	0.67	0	1.67	.278
Basurto, Eric	2	0	3.38	2	0	0	0	0	1	2.2	4	1	1	0	1	2	1	2	0	0	0.25	1	2.25	.364
Baumann, Buddy	4	3	4.29	25	9	0	0	2	2	71.1	73	38	34	9	5	28	2	68	0	9	0.83	9	1.42	.264
Chapman, Kevin	1	2	4.99	25	0	0	0	3	4	39.2	37	25	22	5	2	21	0	50	0	1	1.74	8	1.46	.255
Chen, Bruce	0	1	18.00	1	1	0	0	0	0	2.0	5	4	4	0	0	0	0	2	0	0	0.00	0	2.50	.500
Davies, Kyle	0	2	5.63	2	2	0	0	0	0	8.0	10	7	5	0	0	0	0	7	0	0	1.25	0	1.25	.313
Dobies, Andrew	1	1	5.89	12	0	0	0	1	1	18.1	24	15	12	4	0	6	0	12	0	0	0.86	3	1.64	.312
Dwyer, Chris	8	10	5.60	27	27	2	0	0	0	141.1	124	93	88	14	6	78	1	126	2	16	0.90	7	1.43	.238
Garcia, Edgar	2	3	3.47	13	3	0	0	5	6	36.1	29	19	14	6	1	11	0	31	1	0	0.60	3	1.10	.213
Hardy, Blaine	2	1	1.59	19	0	0	0	8	9	39.2	28	11	7	2	2	16	1	41	0	6	1.38	3	1.11	.194
Herrera, Kelvin	4	0	1.75	23	0	0	0	7	10	36.0	22	9	7	4	1	6	2	40	1	0	2.29	3	0.78	.176
Jeffress, Jeremy	1	3	4.26	9	8	0	0	0	0	31.2	32	17	15	2	2	22	0	20	0	7	2.47	7	1.71	.271
Johnson, Blake	1	0	0.43	9	0	0	0	3	3	21.0	14	2	1	1	0	6	1	16	0	1	2.00	2	0.95	.189
Keating, Patrick	3	3	6.16	29	0	0	0	7	12	38.0	42	27	26	9	0	12	0	44	0	3	0.94	4	1.42	.286
Lafferty, Brendan	2	0	4.32	11	0	0	0	2	2	25.0	29	18	12	3	2	7	0	20	1	4	2.06	5	1.44	.287
Lamb, John	1	2	3.09	8	8	0	0	0	0	35.0	33	15	12	3	1	13	0	22	0	1	0.86	1	1.31	.246
Lebron, Willy	3	1	3.83	23	1	0	0	1	1	49.1	43	24	21	2	4	26	0	50	0	4	1.22	4	1.40	.236
Miner, Zach	1	6	7.16	11	11	0	0	0	0	44.0	55	37	35	8	1	18	2	24	2	4	1.17	3	1.66	.302
Mozingo, Harold	1	0	12.75	7	0	0	0	0	0	12.0	22	18	17	2	0	8	0	9	1	2	1.36	1	2.50	.400
Odorizzi, Jake	5	3	4.72	12	12	0	0	0	0	68.2	66	38	36	13	1	22	0	54	0	1	0.52	4	1.28	.254
Osuna, Edgar	6	4	7.89	14	11	0	0	0	0	57.0	78	54	50	13	2	15	0	54	0	7	1.04	4	1.63	.329
Paulino, Eduardo	2	3	5.46	31	0	0	0	0	0	57.2	60	41	35	6	3	41	1	41	1	9	0.60	7	1.75	.275
Pimentel, Elisaul	0	1	6.35	2	2	0	0	0	0	5.2	6	5	4	2	1	4	0	6	0	0	0.57	0	1.76	.261
Rollins, Heath	1	2	4.34	17	5	0	0	1	2	47.2	36	25	23	5	1	28	1	27	0	8	1.70	5	1.34	.207
Romak, Jamie	0	0	0.00	2	0	0	0	0	0	2.0	1	0	0	0	0	0	0	1	0	0	0.33	1	0.50	.167
Santiago, Mario	5	1	2.23	16	7	0	0	0	0	64.2	56	21	16	3	3	17	0	49	1	4	1.56	4	1.13	.228
Sisk, Brandon	3	1	3.77	16	0	0	0	0	0	28.2	23	12	12	2	1	7	1	28	0	0	1.26	3	1.05	.228
Smith, Will	13	9	3.85	27	27	2	1	0	0	161.1	171	78	69	13	6	45	2	108	0	4	1.13	19	1.34	.279
Theriot, Ben	0	0	27.00	1	0	0	0	0	0	1.0	2	3	3	1	0	3	0	0	0	0	0.50	0	5.00	.400
Volz, Kendal	0	0	6.75	3	0	0	0	1	1	6.2	5	5	5	1	0	4	0	7	0	2	1.60	1	1.35	.208
Team Total	73	64	4.57	137	137	4	8	42	55	1199.2	1181	688	609	140	48	486	17	998	10	101	1.39	117	1.39	.259

FRONT OFFICE

2012 CARDINALS

2011 REVIEW

HISTORY

MINOR LEAGUES


TEXAS LEAGUE

MISC.

SAN ANTONIO MISSIONS

Affiliate: San Diego Padres (2007)

Nelson W. Wolff Municipal Stadium
5757 Highway 90 West
San Antonio, TX 78227
Telephone: (210) 675-7275
Fax: (210) 670-0341
E-mail: sainfo@samissions.com
Website: www.samissions.com



MANAGER
John Gibbons

PITCHING COACH
Jimmy Jones

HITTING COACH
Tom Tornincasa

TRAINER
Nathan Stewart

President.....Burl Yarbrough
General ManagerDave Gasaway
Media Contact.....Mike Saeger
Radio Announcers.....Roy Acuff & Mike Saeger
Station.....KKYX 680 AM

Capacity: 6,200
Year Opened: 1994
Directions: Highway 90 West at Callaghan.

VISITING CLUB HOTEL

Holiday Inn NW/Sea World
10135 State Hwy 151
San Antonio, TX 78251
(210) 520-2508

2011 RECAP (3-9 Overall; 2-4 Home; 1-5 Road)

DATE	H/A	W/L	SCORE	WP	LP
5/28	H	L	8-2	Oramas	Schneider
5/29	H	W	5-1	Cleto	Reyes
5/30	H	L	9-8	Spence	Rada
6/4	A	W	6-4	Kopp	Kelly
6/5	A	L	4-3	Vincent	Rondon
6/6	A	L	11-1	Castro	Thomas
8/10	H	L	11-4	Hernandez	Miller
8/11	H	L	7-5	Wieland	Kelly
8/12	H	W	3-1	Additon	Oramas
8/17	A	L	6-0	Hernandez	Kelly
8/18	A	L	6-2	Oramas	Rondon
8/19	A	L	4-1	Wieland	Gast

2012 SCHEDULE

DAY	DATE	SITE	TIME	DAY	DATE	SITE	TIME
Wed.	May 23	SAN	7:05 p.m.	Wed.	Aug. 8	SAN	7:05 p.m.
Thur.	May 24	SAN	7:05 p.m.	Thurs.	Aug. 9	SAN	7:05 p.m.
Fri.	May 25	SAN	7:05 p.m.	Fri.	Aug. 10	SAN	7:05 p.m.
Wed.	May 30	SPR	7:08 p.m.	Wed.	Aug. 15	SPR	7:08 p.m.
Thur.	May 31	SPR	7:08 p.m.	Thurs.	Aug. 16	SPR	7:08 p.m.
Fri.	June 1	SPR	7:08 p.m.	Fri.	Aug. 17	SPR	7:08 p.m.

2011 FINAL ROSTER

PITCHERS	JERSEY #	B	T	HT	WT	BORN
Castro, Simon	37	R	R	6'5"	210	4/9/1988
Erlin, Robbie	48	L	L	6'0"	175	10/8/1990
Hernandez, Pedro	27	L	L	5'10"	200	4/12/1989
Hynes, Colt	30	L	L	5'11"	200	6/28/1985
Italiano, Craig	41	R	R	6'4"	215	7/22/1986
Kelly, Casey	23	R	R	6'3"	195	10/4/1989
Kunz, Eddie	38	R	R	6'6"	260	4/8/1986
Mikolas, Miles	49	R	R	6'5"	220	8/23/1988
Oramas, Juan	31	L	L	5'10"	215	5/11/1990
Reyes, Jorge	7	S	R	6'3"	195	12/7/1987
Vincent, Nick	15	R	R	6'0"	175	7/12/1986
Wieland, Joe	40	R	R	6'3"	175	1/21/1990
CATCHERS	JERSEY #	B	T	HT	WT	BORN
Hagerty, Jason	33	S	R	6'3"	220	9/13/1987
Solis, Ali	4	R	R	5'10"	225	9/29/1987
INFIELDERS	JERSEY #	B	T	HT	WT	BORN
Altman, Bryan	43	R	R	6'1"	170	8/12/1987
Anna, Dean	55	L	R	5'11"	180	11/24/1986
Belnome, Vince	14	L	R	5'11"	205	3/11/1988
Decker, Cody	6	R	R	5'11"	220	1/17/1987
Gyorko, Jedd	34	R	R	5'10"	195	9/23/1988
Zazueta, Amadeo	16	S	R	5'10"	160	1/31/1986
OUTFIELDERS	JERSEY #	B	T	HT	WT	BORN
Carroll, Sawyer	21	L	R	6'4"	215	5/9/1986
Decker, Jaff	51	L	L	5'10"	190	2/23/1990
Robertson, Daniel	32	R	R	5'8"	175	9/30/1985
Sosa, Carlos	25	L	R	6'1"	195	5/19/1983
Tekotte, Blake	23	L	R	5'11"	175	05/24/1987

SERIES FACTS

Most Runs, Game:	By Springfield: 12 (12-5, June 3, 2009 at Hammons Field) By San Antonio: 13 (13-3, July 15, 2005 at Nelson W. Wolff Stadium)
Widest Margin Victory:	By Springfield: 7 Runs (12-5, June 3, 2009 at Hammons Field) By San Antonio: 10 Runs (11-1, June 6, 2011 at Nelson W. Wolff Stadium) *Most Recent
Longest Winning Streak:	By Springfield: 3 (May 30,2008 to Aug. 6-7, 2008) By San Antonio: 4 (June 5, 2011 - Aug. 11, 2011) *Most Recent
Attendance High:	At Hammons Field: 8,779, June 24, 2005

Cardinals vs. Missions Last Three Years

YEAR	HOME	AWAY	OVERALL	WIN %
2009	4-2	3-3	7-5	.583
2010	4-2	3-3	7-5	.583
2011	2-4	1-5	3-9	.250
All-Time	22-20	20-24	42-44	.488

FRONT OFFICE

2012 CARDINALS

2011 REVIEW

HISTORY

MINOR LEAGUES

TEXAS LEAGUE

MISC.

2011 INDIVIDUAL BATTING STATISTICS

BATTERS	AVG	G	AB	R	H	2B	3B	HR	RBI	TB	BB	IBB	SO	SB	CS	OBP	SLG	OPS	SF	SAC	HBP	DP	E
Allman, Bryan	.193	41	88	10	17	2	0	0	8	19	8	0	12	3	0	.273	.216	.489	1	1	2	3	0
Anna, Dean	.253	70	198	45	50	18	1	2	23	76	41	2	19	3	0	.385	.364	.769	2	2	3	2	11
Belnome, Vincent	.333	75	267	56	89	19	1	17	62	161	47	1	59	0	5	.432	.603	1.035	2	1	1	13	8
Blanks, Kyle	.282	44	177	33	50	16	3	4	27	84	17	3	41	3	0	.353	.475	.828	3	0	4	3	2
Brayton, Ross	.000	1	4	0	0	0	0	0	0	0	0	0	0	0	0	.000	.000	.000	0	0	0	0	0
Carroll, Sawyer	.267	129	460	68	123	24	6	18	71	213	61	1	97	11	2	.352	.463	.816	1	3	0	4	5
Contreras, Anthony	.241	77	261	32	63	16	0	4	32	91	18	2	57	2	1	.286	.349	.635	4	1	0	7	6
Darnell, James	.333	76	288	62	96	25	1	17	62	174	52	4	48	2	1	.434	.604	1.038	4	0	2	10	10
Decker, Cody	.237	49	177	32	42	10	1	13	38	93	11	0	59	0	1	.289	.525	.815	0	0	2	8	2
Decker, Jaff	.236	133	496	90	117	29	2	19	92	207	103	7	145	15	5	.373	.417	.790	5	1	8	11	4
Gale, Rocky	.043	7	23	1	1	1	0	0	1	2	0	0	3	0	0	.043	.087	.130	0	0	0	0	1
Garcia, Oscar	.333	2	3	1	1	0	0	0	1	1	1	1	0	0	0	.500	.333	.833	0	0	0	0	0
Gyorko, Jedd	.288	59	236	41	68	12	0	7	40	101	26	1	50	1	0	.358	.428	.786	2	0	1	5	5
Hagerty, Jason	.231	36	130	15	30	6	1	1	18	41	14	0	40	0	1	.318	.315	.633	1	2	3	4	0
Hundley, Nick	.174	7	23	1	4	0	0	0	1	4	6	0	10	0	0	.345	.174	.519	0	0	0	0	1
Kielty, Bobby	.417	5	12	1	5	3	0	1	5	11	1	0	3	0	0	.462	.917	1.378	0	0	0	0	0
McKenna, Pat	.294	6	17	1	5	1	0	0	2	6	1	0	6	0	0	.333	.353	.686	0	0	0	0	0
Parrino, Andy	.303	40	152	28	46	7	1	9	32	82	22	1	40	3	1	.388	.539	.927	3	1	1	1	5
Payne, Danny	.188	7	16	0	3	2	0	0	0	5	1	0	10	0	0	.235	.313	.548	0	0	0	0	0
Phillips, Kyle	.316	19	76	10	24	4	0	2	15	34	4	0	1	0	0	.341	.447	.789	2	0	0	1	0
Pozo, Jhonaldo	.333	1	3	0	1	0	0	0	0	1	0	0	2	0	0	.333	.333	.667	0	0	0	0	0
Robertson, Daniel	.283	124	438	97	124	23	5	5	44	172	55	2	51	20	6	.370	.393	.762	3	5	7	8	5
Rodriguez, Eddy	.209	18	67	7	14	3	0	1	6	20	4	1	18	0	0	.264	.299	.562	0	0	1	3	2
Solis, Ali	.263	73	255	30	67	14	1	6	26	101	12	2	65	0	0	.308	.396	.704	1	1	5	9	12
Sosa, Carlos	.312	28	93	12	29	5	0	2	13	40	9	0	22	2	0	.375	.430	.805	1	0	1	2	2
Tekotte, Blake	.285	106	414	77	118	27	2	19	67	206	67	0	108	36	12	.393	.498	.891	2	7	8	1	5
Weems, Beamer	.246	77	272	38	67	17	1	9	46	113	28	1	68	0	2	.331	.415	.747	1	1	7	7	9
Zazueta, Amadeo	.283	15	53	4	15	1	1	1	5	21	0	0	9	1	0	.278	.396	.674	1	0	0	1	1
Team Total	.269	140	4812	801	1293	291	27	159	751	2115	613	29	1081	102	37	.355	.440	.795	39	36	56	103	108

FRONT OFFICE

2012 CARDINALS

2011 REVIEW

HISTORY

MINOR LEAGUES

TEXAS LEAGUE

MISC.

2011 INDIVIDUAL PITCHING STATISTICS

PITCHERS	W	L	ERA	G	GS	CG	SHO	SV	SVO	IP	H	R	ER	HR	HB	BB	IBB	SO	BK	WP	GO/AO	DP	WHIP	AVG
Bass, Anthony	6	4	3.75	13	13	0	0	0	0	69.2	62	31	29	6	0	21	0	62	0	3	1.32	6	1.19	.242
Brach, Brad	2	2	2.25	42	0	0	0	23	25	44.0	32	11	11	3	2	5	1	64	0	3	0.61	1	0.84	.198
Breit, Aaron	4	3	6.51	24	8	0	0	0	3	56.2	80	44	41	5	1	34	1	48	1	6	1.28	8	2.01	.340
Buschmann, Matt	6	1	3.94	12	7	0	0	0	0	45.2	42	22	20	5	2	19	0	32	0	1	1.51	4	1.34	.247
Castro, Simon	5	6	4.33	16	16	0	0	0	0	89.1	95	48	43	9	6	16	0	73	1	3	0.81	4	1.24	.271
Erlin, Robert	1	0	1.38	6	6	0	0	0	0	26.0	26	4	4	2	0	4	0	31	0	0	0.62	3	1.15	.265
Hamren, Erik	3	0	0.92	33	0	0	0	0	1	49.0	34	7	5	0	6	12	2	48	0	3	3.00	5	0.94	.202
Hernandez, Pedro	3	2	3.48	9	8	0	0	0	0	41.1	39	17	16	4	0	10	0	43	0	0	1.03	2	1.19	.245
Hynes, Colt	0	6	3.72	45	0	0	0	1	3	58.0	64	29	24	1	2	20	2	41	0	3	1.86	12	1.45	.286
Italiano, Craig	6	1	5.00	55	0	0	0	0	3	66.2	78	40	37	6	11	28	0	48	1	8	1.54	8	1.59	.305
Kelly, Casey	11	6	3.98	27	27	0	0	0	0	142.1	153	74	63	8	8	46	0	105	2	7	1.66	13	1.40	.278
Kunz, Eddie	2	1	4.30	52	0	0	0	0	1	73.1	72	42	35	4	8	34	0	27	0	5	1.68	13	1.45	.266
Lara, Alexis	2	0	2.84	11	0	0	0	0	0	12.2	13	5	4	3	1	8	1	15	0	0	1.10	1	1.66	.265
Marona, Chase	1	0	0.00	2	0	0	0	0	0	2.0	1	0	0	0	0	3	0	4	0	0	0.00	0	2.00	.143
Mikolas, Miles	1	0	1.67	28	0	0	0	9	11	32.1	29	6	6	0	0	6	0	27	0	1	1.83	2	1.08	.240
Musgrave, Rob	7	2	3.30	23	12	0	0	0	1	79.0	77	31	29	3	5	25	0	65	0	5	0.98	10	1.29	.258
Oramas, Juan	10	5	3.10	19	18	0	0	0	0	104.2	99	39	36	10	4	28	1	102	0	9	0.62	7	1.21	.249
Ray, Jason	0	0	3.00	2	0	0	0	0	0	3.0	4	2	1	0	0	1	0	5	0	1	2.00	1	1.67	.333
Reyes, Jorge	10	3	3.12	33	20	0	0	0	0	112.2	111	42	39	6	4	30	0	98	0	4	1.10	11	1.25	.261
Spence, Josh	3	1	1.71	35	0	0	0	0	1	47.1	29	9	9	4	1	11	1	42	1	0	0.75	3	0.85	.180
Vincent, Nick	8	2	2.27	66	0	0	0	3	8	79.1	54	20	20	6	3	20	2	89	0	1	0.89	2	0.93	.196
Wieland, Joseph	3	1	2.77	5	5	0	0	0	0	26.0	23	10	8	0	2	6	0	18	0	1	0.79	1	1.12	.240
Team Total	94	46	3.43	140	140	0	12	36	57	1261.0	1217	533	480	85	66	387	11	1087	6	64	1.47	117	1.27	.257

FRONT OFFICE

2012 CARDINALS

2011 REVIEW

HISTORY

MINOR LEAGUES

TEXAS LEAGUE

MISC.

TULSA DRILLERS

Affiliate: Colorado Rockies (2003)

ONEOK Field
201 N. Elgin St.
Tulsa, OK 74120
Telephone: (918) 744-5998
Fax: (918) 747-3267
E-mail: mail@tulsadrillers.com
Website: www.tulsadrillers.com



MANAGER
Duane Espy

General Manager.....Mike Melega
Media Contact.....Brian Carroll
Radio Announcer.....Dennis Higgins
Station.....KTBS-1430 AM

PITCHING COACH
Dave Schuler

Capacity: 8,000
Year Opened: 2010

HITTING COACH
Kevin Riggs

Directions: Highway 244 West, Exit Cincinnati/Detroit Ave. Left on Cincinnati Ave, Left on Brady, Right on Elgin. On the corner of Elgin and Archer.

TRAINER
Austin O'Shea

VISITING CLUB HOTEL

Southern Hills Marriott
1902 E. 71st St.
Tulsa, OK 74146

2011 RECAP (14-18 Overall; 6-10 Home; 8-8 Road)

DATE	H/A	W/L	SCORE	WP	LP	DATE	H/A	W/L	SCORE	WP	LP
4/20	A	W	6-1	Additon	Riordan	6/24	H	W	10-5	Blazek	Sullivan
4/21	A	L	14-4	Scahill	Hooker	6/25	H	L	2-0	Houston	Miller
4/22	A	L	7-6 (11)	Weiser	Mulligan	6/26	H	L	6-3	Friedrich	Kopp
4/23	A	L	7-4	Nicasio	Schneider	6/27	H	L	6-5	Williamson	Rondon
4/29	H	W	7-4	Blazek	Scahill	7/18	H	L	13-8	Dodson	Schneider
4/30	H	L	3-2	Dodson	Rada	7/19	H	L	17-11	Weathers	Freeman
5/1	H	L	3-0 (7)	Nicasio	Thomas	7/20	H	W	12-1	Miller	Riordan
5/20	A	W	7-2	Thomas	Riordan	7/21	H	L	8-4 (11)	Torres	Rondon
5/21	A	L	11-2	Scahill	Blazek	8/5	A	W	4-2	Kelly	Gardner
5/22	A	W	8-6 (12)	Greenwood	Williamson	8/7 (1)	A	W	9-3 (7)	Gast	Friedrich
5/23	A	W	8-7	Freeman	Jorgenson	8/7 (2)	A	L	4-1 (7)	Scahill	Additon
6/8	H	W	5-3	Cleto	Scahill	8/8	A	L	12-4	Sullivan	Blazek
6/9 (1)	H	W	6-2 (7)	Blazek	Sullivan	8/30	A	L	4-3	Gardner	Schneider
6/9 (2)	H	L	10-5 (7)	Turpen	Schneider	8/31	A	L	5-1	Scahill	Hooker
6/10	H	W	10-9 (10)	Rondon	Weathers	9/1	A	W	7-3	Kelly	Friedrich
6/11	H	L	6-5 (10)	Jarrett	Rondon	9/2	A	W	3-0	Miller	Sullivan

2012 SCHEDULE

DAY	DATE	SITE	TIME	DAY	DATE	SITE	TIME
Thur.	Apr. 19	SPR	7:08 p.m.	Fri.	June 22	TUL	7:05 p.m.
Fri.	Apr. 20	SPR	7:08 p.m.	Sat.	June 23	TUL	7:05 p.m.
Sat.	Apr. 21	SPR	2:08 p.m.	Sun.	June 24	TUL	7:05 p.m.
Sun.	Apr. 22	SPR	2:08 p.m.	Mon.	June 25	TUL	12:05 p.m.
Fri.	Apr. 27	TUL	7:05 p.m.	Mon.	July 16	TUL	7:05 p.m.
Sat.	Apr. 28	TUL	7:05 p.m.	Tues.	July 17	TUL	7:05 p.m.
Sun.	Apr. 29	TUL	2:05 p.m.	Wed.	July 18	TUL	7:05 p.m.
Mon.	Apr. 30	TUL	11:05 a.m.	Thur.	July 19	TUL	7:05 p.m.
Fri.	May 18	SPR	7:08 p.m.	Fri.	Aug. 3	SPR	7:08 p.m.
Sat.	May 19	SPR	6:08 p.m.	Sat.	Aug. 4	SPR	6:08 p.m.
Sun.	May 20	SPR	2:08 p.m.	Sun.	Aug. 5	SPR	6:08 p.m.
Mon.	May 21	SPR	12:08 p.m.	Mon.	Aug. 6	SPR	7:08 p.m.
Wed.	June 6	TUL	7:05 p.m.	Tues.	Aug. 28	SPR	7:08 p.m.
Thur.	June 7	TUL	7:05 p.m.	Wed.	Aug. 29	SPR	7:08 p.m.
Fri.	June 8	TUL	7:05 p.m.	Thurs.	Aug. 30	SPR	7:08 p.m.
Sat.	June 9	TUL	7:05 p.m.	Fri.	Aug. 31	SPR	7:08 p.m.

2011 FINAL ROSTER

PITCHERS	JERSEY #	B	T	HT	WT	BORN
Dodson, Stephen	19	R	R	6'5"	200	8/29/1985
Friedrich, Christian	10	R	L	6'4"	215	7/8/1987
Gardner, Joe	30	R	R	6'4"	220	3/18/1988
Houston, Dan	36	R	R	6'3"	205	10/24/1986
Jorgenson, Adam	31	R	R	6'0"	185	9/10/1985
Scahill, Rob	34	L	R	6'2"	220	2/15/1987
Sullivan, Josh	13	R	R	6'4"	215	7/5/1984
Turpen, Dan	46	R	R	6'4"	245	8/17/1986
Weathers, Casey	18	R	R	6'1"	205	6/10/1985
CATCHERS	JERSEY #	B	T	HT	WT	BORN
Davis, Lars	32	L	R	6'3"	205	11/7/1985
INFIELDERS	JERSEY #	B	T	HT	WT	BORN
Cesario, James	9	L	R	5'11"	200	10/15/1985
Gomez, Hector	5	R	R	6'2"	180	3/5/1988
Holcomb, Darin	8	R	R	5'11"	205	12/7/1985
Paulsen, Ben	11	L	R	6'4"	205	10/27/1987
Squier, Jeffrey	6	R	R	6'3"	190	3/3/1987
Wetzel, Erick	1	R	R	6'1"	180	12/25/1986
Zuanich, Mike	39	R	L	6'4"	225	7/10/1986
OUTFIELDERS	JERSEY #	B	T	HT	WT	BORN
McBride, Matt	35	R	R	6'2"	215	5/23/1985
Mitchell, Mike	23	R	R	6'1"	200	8/24/1985
Rike, Brian	14	L	L	6'2"	200	12/13/1985
Sardinha, Bronson	51	L	R	6'1"	220	4/6/1983
Wheeler, Tim	7	L	R	6'4"	205	1/21/1988

SERIES FACTS

Most Runs, Game:	By Springfield: 20 (20-5, April 4, 2008 at Hammons Field) By Tulsa: 12 (12-7, July 31, 2006 at Hammons Field)
Widest Margin Victory:	By Springfield: 15 Runs (20-5, April 4, 2008 at Hammons) By Tulsa: 8 Runs (10-2, Sept. 1, 2009 at Hammons Field)*
Longest Winning Streak:	By Springfield: 6 (May 19-June 20, 2008) By Tulsa: 6 (June 28-July 28, 2009)*
Attendance High:	At Hammons Field: 9,720, Aug. 26, 2005 At ONEOK Field: 8,638, Sept. 3, 2010

Cardinals vs. Drillers Last Three Years

YEAR	HOME	AWAY	OVERALL	WIN %
2009	11-5	6-10	17-15	.531
2010	8-8	8-8	16-16	.500
2011	6-10	8-8	14-18	.438
All-Time	60-46	56-52	116-98	.542

FRONT OFFICE

2012 CARDINALS

2011 REVIEW

HISTORY

MINOR LEAGUES

TEXAS LEAGUE

MISC.

2011 INDIVIDUAL BATTING STATISTICS

BATTERS	AVG	G	AB	R	H	2B	3B	HR	RBI	TB	BB	IBB	SO	SB	CS	OBP	SLG	OPS	SF	SAC	HBP	DP	E
Beerer, Scott	.290	89	328	52	95	18	0	13	42	152	16	2	43	18	5	.335	.463	.799	1	1	7	9	6
Cesario, James	.317	83	252	30	80	10	2	4	37	106	19	1	44	4	1	.384	.421	.804	3	3	10	7	10
Daniel, Mike	.258	26	62	11	16	3	1	1	8	24	10	0	12	4	1	.370	.387	.757	0	1	1	0	2
Davis, Lars	.255	48	149	22	38	4	0	6	15	60	25	1	37	0	3	.380	.403	.783	0	2	5	6	2
Field, Thomas	.271	134	472	77	128	22	3	17	61	207	53	1	108	9	4	.357	.439	.795	4	3	12	7	13
Gomez, Hector	.235	102	425	46	100	23	6	14	50	177	19	1	94	16	4	.272	.416	.689	1	5	3	9	19
Holcomb, Darin	.268	74	272	34	73	19	1	4	32	106	29	0	46	1	1	.340	.390	.730	5	0	3	7	11
McBride, Matt	.235	6	17	4	4	0	0	0	2	4	0	0	3	0	0	.278	.235	.513	0	0	1	0	0
Mitchell, Michael	.214	81	224	33	48	9	2	3	21	70	22	0	52	16	5	.295	.313	.607	1	3	4	2	6
Paulsen, Ben	.241	136	547	69	132	29	4	19	78	226	40	6	132	2	3	.296	.413	.709	4	2	4	8	11
Rike, Brian	.252	82	250	30	63	14	0	13	37	116	23	2	98	2	5	.319	.464	.783	3	0	3	1	3
Rosario, Wilin	.249	102	405	52	101	15	3	21	48	185	19	0	91	1	2	.284	.457	.741	1	0	1	15	8
Sardinha, Bronson	.302	82	275	51	83	16	0	10	31	129	43	1	50	7	4	.399	.469	.868	1	0	2	5	4
Schaeffer, Warren	.139	43	108	8	15	5	0	0	10	20	12	0	30	1	0	.238	.185	.423	0	4	2	4	3
Squier, Jeffrey	.235	7	17	0	4	0	0	0	0	4	2	0	6	1	2	.316	.235	.551	0	0	0	0	1
Wetzel, Erik	.235	58	183	14	43	6	0	0	20	49	14	1	39	5	1	.292	.268	.560	3	1	2	3	17
Wheeler, Tim	.287	138	561	105	161	28	6	33	86	300	59	6	142	21	12	.365	.535	.900	3	2	12	7	6
Zuanich, Mike	.261	30	88	16	23	3	0	6	11	44	9	1	23	1	1	.353	.500	.853	1	0	4	3	0
Team Total	.258	140	4750	666	1225	227	29	164	600	2002	421	23	1106	109	54	.326	.421	.748	31	38	76	93	142

2011 INDIVIDUAL PITCHING STATISTICS

PITCHERS	W	L	ERA	G	GS	CG	SHO	SV	SVO	IP	H	R	ER	HR	HB	BB	IBB	SO	BK	WP	GO/AO	DP	WHIP	AVG
Cook, Aaron	0	1	5.79	3	3	0	0	0	0	14.0	16	9	9	1	0	3	0	13	0	1	5.50	4	1.36	.291
DeRatt, Alan	0	1	5.40	3	2	0	0	0	0	8.1	11	5	5	0	0	2	0	3	0	1	2.33	1	1.56	.324
Dodson, Stephen	10	2	3.47	42	0	0	0	2	3	62.1	56	25	24	7	2	24	1	48	0	7	1.71	10	1.28	.242
Friedrich, Christian	6	10	5.00	25	25	0	0	0	0	133.1	156	88	74	20	3	43	0	103	1	17	1.09	8	1.49	.286
Froneberger, Isalah	0	0	16.87	2	0	0	0	0	0	2.2	5	5	5	1	1	0	0	3	0	0	1.50	0	1.88	.385
Gardner, Joseph	3	3	2.48	6	6	0	0	0	0	36.1	31	19	10	1	5	8	0	22	0	3	4.00	5	1.07	.226
Houston, Dan	4	4	4.27	13	13	1	1	0	0	78.0	89	43	37	6	3	18	0	51	0	3	1.60	6	1.37	.288
Jarrett, Sean	3	0	5.86	18	0	0	0	0	1	27.2	35	22	18	6	4	4	1	17	0	5	0.94	3	1.41	.310
Jorgenson, Adam	1	5	5.43	60	0	0	0	11	16	69.2	65	45	42	11	6	36	1	64	1	6	0.83	6	1.45	.257
Malone, Chris	1	0	4.15	4	0	0	0	0	0	4.1	7	3	2	0	0	2	0	3	0	0	3.50	1	2.08	.368
Molleken, Dustin	4	1	4.76	35	0	0	0	6	7	45.1	46	25	24	7	2	9	2	41	0	4	0.63	3	1.21	.264
Nicasio, Juan	5	1	2.22	9	9	1	1	0	0	56.2	48	15	14	3	0	10	1	63	2	3	1.09	8	1.02	.233
Pomeranz, Drew	1	0	0.00	2	2	0	0	0	0	10.0	2	0	0	0	0	0	0	7	0	0	0.28	0	0.20	.063
Riordan, Cory	1	12	5.37	27	22	0	0	0	0	142.1	172	95	85	21	7	25	0	100	2	6	0.97	9	1.38	.301
Rogers, Esmil	0	1	2.25	1	1	0	0	0	0	4.0	5	3	1	1	0	1	0	2	1	0	1.20	0	1.50	.278
Scahill, Rob	12	11	3.92	27	26	1	0	0	0	160.2	164	81	70	12	5	60	0	104	0	16	1.25	23	1.39	.266
Schaeffer, Warren	0	0	36.00	1	0	0	0	0	0	1.0	4	4	4	1	0	0	0	1	0	0	0.50	0	4.00	.571
Sullivan, Josh	5	9	5.51	25	20	1	0	0	0	117.2	122	82	72	19	10	54	0	87	2	13	1.64	9	1.50	.272
Torres, Joe	3	1	2.28	51	0	0	0	2	6	55.1	45	17	14	5	3	23	1	62	0	5	1.68	4	1.23	.222
Turpen, Daniel	2	4	4.83	48	1	0	0	11	16	59.2	63	34	32	5	2	35	0	33	0	6	1.75	8	1.64	.284
Weathers, Casey	2	2	5.32	44	0	0	0	0	1	45.2	32	31	27	3	7	48	1	48	1	15	1.07	3	1.75	.199
Weiser, Keith	1	1	4.84	25	0	0	0	2	2	35.1	36	20	19	4	1	13	1	14	0	3	1.02	4	1.39	.273
White, Alex	1	1	1.65	4	4	0	0	0	0	16.1	10	3	3	1	1	1	0	10	0	0	0.73	0	0.67	.172
Williamson, Joey	3	2	2.42	19	6	0	0	1	1	52.0	45	20	14	5	5	19	0	52	0	6	0.86	6	1.23	.243
Team Total	68	72	4.39	140	140	4	11	35	53	1238.2	1265	694	604	140	67	438	9	951	10	120	1.57	121	1.37	.267

FRONT OFFICE

2012 CARDINALS

2011 REVIEW

HISTORY

MINOR LEAGUES

TEXAS LEAGUE

MISC.



Top prospect Shelby Miller led Springfield with a 2.70 ERA in 16 starts. The 20-year-old was named a Post Season All-Star and has played in the last two MLB Futures Games

Miscellaneous

2012 SCHEDULE



2012 SCHEDULE

APRIL							MAY							
SUN	MON	TUE	WED	THUR	FRI	SAT	SUN	MON	TUE	WED	THUR	FRI	SAT	
	1	2	3	4	5	6	7			1	2	3	4	5
	8	9	10	11	12	13	14	6	7	8	9	10	11	12
	15	16	17	18	19	20	21	13	14	15	16	17	18	19
	22	23	24	25	26	27	28	20	21	22	23	24	25	26
	29	30						27	28	29	30	31		
JUNE							JULY							
SUN	MON	TUE	WED	THUR	FRI	SAT	SUN	MON	TUE	WED	THUR	FRI	SAT	
					1	2	1	2	3	4	5	6	7	
	3	4	5	6	7	8	9	8	9	10	11	12	13	14
	10	11	12	13	14	15	16	15	16	17	18	19	20	21
	17	18	19	20	21	22	23	22	23	24	25	26	27	28
	24	25	26	27	28	29	30	29	30	31				
AUGUST							SEPTEMBER							
SUN	MON	TUE	WED	THUR	FRI	SAT	SUN	MON	TUE	WED	THUR	FRI	SAT	
			1	2	3	4							1	
	5	6	7	8	9	10	11	2	3	4	5	6	7	8
	12	13	14	15	16	17	18	9	10	11	12	13	14	15
	19	20	21	22	23	24	25	16	17	18	19	20	21	22
	26	27	28	29	30	31		27	28	29	30	31		

HOME GAMES
AWAY GAMES

Dates and times are subject to change. Check www.SpringfieldCardinals.com for updates.
 Hammons Field is located in downtown Springfield at John Q. Hammons Parkway and East Trafficway.
 ● TV Games on KY3 or The Ozarks CW.
 All games on Jock 98.7 FM or online at www.SpringfieldCardinals.com.



FRONT OFFICE
 2012 CARDINALS
 2011 REVIEW
 HISTORY
 MINOR LEAGUES
 TEXAS LEAGUE
 MISC.

HAMMONS FIELD

FACTS, MAPS, ATTENDANCE, ETC.



Quick Facts

Location: Downtown Springfield at 955 E. Trafficway
Seating Capacity: 6,750
Ground Breaking: July 7, 2002
First Event: Southern Illinois vs. Southwest Missouri State, April 2, 2004
First Springfield Cardinals Exhibition Baseball Game: St. Louis Cardinals vs. Springfield Cardinals, April 2, 2005
First Springfield Cardinals Regular Season Game: Tulsa Drillers vs. Springfield Cardinals, April 12, 2005
Surface: Natural Grass

STADIUM DIMENSIONS

Left Field Line: 315
Left Center Field: 365
Center Field: 400
Right Center Field: 365
Right Field Line: 330

Ground Rules

Dugouts

Both dugouts play the same.

Steps leading to grandstand on both ends of both dugouts.....In Play
 Ball hitting gate located at top of steps and remaining fair.....In Play
 Ball staying on top step or ledge below green railings extending whole length of dugout.....In Play
 Ball completely penetrating green railing and ledge.....Dead
 Initial concrete facing of the dugout.....In Play
 Concrete facing recessed back into dugout.....Out of Play

Left Field Foul Ball Area

Fly ball landing above padded wall (i.e. chain linked fence).....Out of Play
 Ball resting on wall or pad.....Dead

Outfield Wall Fair Territory

Fly ball going above yellow line.....Home Run
 Fly ball striking green chain linked fence in outfield fair territory.....Home Run
 Ball bouncing over the yellow line, hitting the green chain linked fence, and then bouncing back in play.....Two Bases

Tarp

Player may lean on, but not put feet on tarp.

HAMMONS FIELD SEATING CHART



SEATING/PRICING

- Champions Club**
In Advance-\$45.00 | Game Day-\$47.00
- Names & Numbers Redbird Roost**
In Advance-\$24.00 | Game Day-\$25.00
- Diamond Boxes**
In Advance-\$14.00 | Game Day-\$15.00
- Dugout Boxes**
In Advance-\$11.00 | Game Day-\$12.00
- Field Boxes**
In Advance-\$8.00 | Game Day-\$9.00
- General Admission**-\$6.00
- Dugout Deck Group Party Areas**
\$15.00 Each (Groups of 20-30)





Directions to Hammons Field

From I-44 or US-60:

Exit Highway 65 to Chestnut Expressway Exit

Go West on Chestnut Expressway and proceed to National.

Turn left (South) on National.

Turn right (West) on Trafficway.

Hammons Field is on the right.

Yearly Attendance Figures

Year	Home Games	Total Home Attendance	Home Average	Single Game High - Home	Road Games	Total Road Attendance	Road Average
2005	70	526,561	7,522	9,720 - Aug. 26 vs. Tulsa	70	299,895	4,284
2006	68	492,302	7,348	10,139 - July 1 vs. Wichita	70	318,940	4,556
2007	67	460,063	7,078	9,561 - July 21 vs. Wichita	69	322,236	5,034
2008	70	461,020	6,681	9,372 - August 29 vs. Tulsa	70	379,695	5,583
2009	70	402,618	5,835	8,084 - September 7 vs. Arkansas	70	344,998	4,929
2010	67	357,336	5,333	8,484 - July 31 vs. NW Arkansas	70	359,651	5,137
2011	66	337,166	5,109	9,554 - September 5 vs. Arkansas	69	355,688	5,155

Top 10 Regular Season Crowds

Attendance	Opponent	Date	Day	W-L
10,139	Wichita	July 1, 2006	Saturday	L
9,720	Tulsa	August 26, 2005	Friday	W
9,561	Wichita	July 21, 2007	Saturday	W
9,555	Tulsa	July 29, 2006	Saturday	L
9,554	Arkansas	Sept. 5, 2011	Monday	L
9,372	Tulsa	August 29, 2008	Friday	W
9,285	Tulsa	April 28, 2007	Saturday	L
9,163	Wichita	August 31, 2007	Friday	L
9,042	Arkansas	July 31, 2007	Tuesday	W
9,018	Arkansas	May 21, 2005	Saturday	L

*Largest crowd at Hammons Field: 10,268

Exhibition game between Springfield Cardinals and St. Louis Cardinals - April 2, 2005

2012 PROMOTIONS

Promotional dates and times subject to change. For updated list, visit www.springfieldcardinals.com



AM Pyrotechnics Fireworks 2011 Kick-off! Great Southern Cardinals Magnet Schedule/Picture Frame Giveaway (5,000 fans) "Buck a Brat" \$1 Johnsonville Bratwurst	April 5	FRONT OFFICE
Great Southern Cardinals Magnet Schedule/Picture Frame Giveaway (5,000 fans) AM Pyrotechnics Friday Night Fireworks	April 6	2012 CARDINALS
Price Cutter and Bar-S Foods Rally Squirrel T-Shirt Giveaway (2,500)	April 7	
Hiland Dairy Ice Cream Sunday Kids Run the Bases	April 8	
Missouri Department of Conservation Discover Nature Educational Day Great Southern Bank \$1 Dog Days	April 10	2011 REVIEW
Cardinals World Series Championship Replica Ring Day (2,500) "Buck a Brat" \$1 Johnsonville Bratwurst	April 19	
Cardinals World Series Trophy Appearance Taco Bell Coupon Giveaway AM Pyrotechnics Friday Night Fireworks	April 20	HISTORY
Cardinals World Series Trophy Appearance 1927 Cardinals Throwback Jersey Auction to Benefit Champions Committed to Kids	April 21	
Cardinals World Series Trophy Appearance Hiland Dairy Ice Cream Sunday Kids Run the Bases	April 22	
Great Southern Bank \$1 Dog Days Drury University Red T-Shirt Giveaway (2,500)	May 1	MINOR LEAGUES
CoxHealth Healthy Living Educational Day	May 2	
Cardinals World Series Championship Replica Ring Day (2,500) "Buck a Brat" \$1 Johnsonville Bratwurst	May 3	
AM Pyrotechnic Friday Night Fireworks	May 4	TEXAS LEAGUE
Empire Bank Green Cap Giveaway (2,500) Hiland Dairy Ice Cream Sunday Kids Run the Bases	May 6	
Discovery Center Science Behind Magic Educational Day Great Southern Bank \$1 Dog Days	May 8	
Missouri Lottery Baseball Bingo (\$2,000 in tickets given away) AM Pyrotechnics Friday Night Fireworks	May 18	MISC.
Coca-Cola World Champions Long Sleeve Shirt Giveaway (2,500)	May 19	
Cardinals World Series Championship Replica World Series Trophy Day (2,500) Hiland Dairy Ice Cream Sunday Kids Run the Bases	May 20	
City Utilities Go Green Educationals Day	May 21	
"Buck a Brat" \$1 Johnsonville Bratwurst	May 31	

2012 PROMOTION DATES

(continued)

FRONT OFFICE

AM Pyrotechnics Friday Night Fireworks **June 1**
Taco Bell Coupon Giveaway (2,500)

DSGO Step Up for Down Syndrome Walk **June 2**

Hiland Dairy Ice Cream Sunday **June 3**

Kids Run the Bases
CoxHealth Cancer Survivor Day

2012 CARDINALS

Vision Clinic and Oakley Sunglasses Matt Adams 2011 Texas League POY Bobblehead Giveaway (2,500) **June 10**

Hiland Dairy Ice Cream Sunday
Kids Run the bases

Great Southern Bank \$1 Dog Days **June 12**

Coca-Cola and Whitewater Free Kids Admission Pass (Ages 4-11)

"Buck a Brat" \$1 Johnsonville Bratwurst **June 14**

2011 REVIEW

Missouri Lottery Baseball Bingo (\$2,000 in tickets given away) **June 15**

AM Pyrotechnics Friday Night Fireworks

Mid Missouri Credit Union/Fort Leonard Wood Military Appreciation Night **June 16**

AM Pyrotechnics Fireworks Celebration

CoxHealth David Freese Bobblehead Giveaway (2,500) **June 17**

AM Pyrotechnics Friday Night Fireworks **June 29**

HISTORY

Cardinals' Hall of Famer Ozzie Smith Day **July 1**

Maria's Ozzie Smith Bobblehead Giveaway (2,500)
Ozzie Rookie Year Themed Jersey Auction to benefit the Ellis Fund
Hiland Dairy Ice Cream Sunday
Kids Run the Bases

Great Southern Bank \$1 Dog Days **July 3**

MINOR LEAGUES

Fireworks at the Field **July 4**

AM Pyrotechnics Fourth of July Fireworks Extravaganza
Patriotic Cap Auction to benefit United Way

Trolley's and Flying Tomato Red Cardinals Tumbler Giveaway (2,500) **July 12**

"Buck a Brat" \$1 Johnsonville Bratwurst

Missouri Lottery Baseball Bingo (\$2,000 in tickets given away) **July 13**

AM Pyrotechnics Friday Night Fireworks

TEXAS LEAGUE

Hiland Dairy Kids Backpack Giveaway (2,500) **July 14**

Camo Jersey Auction to benefit The Boy Scouts of America

Cline Dental Jason Motte Garden Gnome Giveaway (2,500) **July 15**

Hiland Dairy Ice Cream Sunday
Kids Run the Bases

AM Pyrotechnics Friday Night Fireworks **July 20**

Great Southern Bank Allen Craig Bobblehead Giveaway (2,500) **July 21**

MISC.

Rick's Automotive Pink Item Giveaway (2,500) **July 22**

Pink in the Park Jersey Auction to benefit BCFO
Hiland Dairy Ice Cream Sunday
Kids Run the Bases

2012 PROMOTION DATES

(continued)

Great Southern Bank \$1 Dog Days	July 24
Southern Bank Wallet Giveaway (2,500) "Buck a Brat" \$1 Johnsonville Bratwurst	July 26
AM Pyrotechnics Friday Night Fireworks	August 3
Mercy Dry Fit Shirt Giveaway (2,500)	August 4
Henry's Towing Jon Jay Bobblehead Giveaway (2,500) Hiland Dairy Ice Cream Sunday Kids Run the Bases	August 5
"Buck a Brat" \$1 Johnsonville Bratwurst	August 16
AM Pyrotechnics Friday Night Fireworks	August 17
Cardinals 5K and CMNH Honor Walk	August 18
Cardinals Specialty Jersey Auction to benefit GYNCA Hiland Dairy Ice Cream Sunday Kids Runs the Bases	August 19
Sysco Foods Team Baseball Card Set Giveaway (4,000)	August 26
Great Southern Bank \$1 Dog Days	August 28
Budweiser World Series Championship Beer Stein (2,500) "Buck a Brat" \$1 Johnsonville Bratwurst	August 30
AM Pyrotechnics Friday Night Fireworks Fan Appreciation Day (All fans receive FREE 2013 ticket voucher)	August 31

FRONT OFFICE

2012 CARDINALS

2011 REVIEW

HISTORY

MINOR LEAGUES

TEXAS LEAGUE

MISC.

Logos



“State Logo”

Worn on the left sleeve of uniforms

“Birds on the Bat Logo”

Worn on the front of jerseys as the main logo



“S Logo”

Worn on all hats and helmets

“Sluggerbird Logo”

Worn during all Sunday home games as well as special games throughout the season



Springfield Cardinals

2012 SCHEDULE

St. Louis Cardinals Exhibition Game at Hammons Field, April 2, 2012							APRIL						MAY								
SUN	MON	TUE	WED	THUR	FRI	SAT	SUN	MON	TUE	WED	THUR	FRI	SAT	SUN	MON	TUE	WED	THUR	FRI	SAT	
	1 		3	4	7:08 5 FRIS	7:08 6 FRIS	2:08 7 FRIS			7:08 1 NWA	12:08 2 NWA	7:08 3 NWA	7:08 4 NWA	6:08 5 ARK							
4:08 8 MID	7:08 9 MID	12:08 10 MID	11	12 FRIS	13 FRIS	14 FRIS	2:08 6 ARK	7:08 7 ARK	12:08 8 ARK	9 NWA	10 NWA	11 NWA	12 NWA								
15 MID	16 MID	17 MID	18	7:08 19 TUL	7:08 20 TUL	2:08 21 TUL	13 NWA	14 ARK	15 ARK	16 ARK	17 ARK	7:08 18 TUL	6:08 19 TUL								
2:08 22 TUL	23 NWA	24 NWA	25 NWA	26 NWA	27 TUL	28 TUL	2:08 20 TUL	12:08 21 TUL	22 SAN	23 SAN	24 SAN	25 SAN	26 CC								
29 TUL	30 TUL						27 CC	28 CC	29 SAN	7:08 30 SAN	7:08 31 SAN										
JUNE							JULY														
SUN	MON	TUE	WED	THUR	FRI	SAT	SUN	MON	TUE	WED	THUR	FRI	SAT	SUN	MON	TUE	WED	THUR	FRI	SAT	
					7:08 1 SAN	6:08 2 CC	6:08 1 FRIS	7:08 2 MID	7:08 3 MID	TBD 4 MID	5 FRIS	6 FRIS	7 FRIS								
6:08 3 CC	7:08 4 CC	5	6 TUL	7 TUL	8 TUL	9 TUL	8 MID	9 MID	10 MID	11 NWA	7:08 12 NWA	7:08 13 NWA	6:08 14 NWA								
6:08 10 ARK	7:08 11 ARK	7:08 12 ARK	7:08 13 ARK	7:08 14 NWA	7:08 15 NWA	6:08 16 NWA	6:08 15 NWA	16 TUL	17 TUL	18 TUL	19 TUL	7:08 20 NWA	6:08 21 NWA								
6:08 17 NWA	18 ARK	19 ARK	20 ARK	21 ARK	22 TUL	23 TUL	6:08 22 NWA	7:08 23 NWA	7:08 24 ARK	7:08 25 ARK	7:08 26 ARK	27 NWA	28 NWA								
24 TUL	25 TUL	26	27 All-Star Game in Tulsa	28 ★	7:08 29 FRIS	6:08 30 FRIS	29 NWA	30 NWA	31 ARK												
AUGUST							SEPTEMBER														
SUN	MON	TUE	WED	THUR	FRI	SAT	SUN	MON	TUE	WED	THUR	FRI	SAT	SUN	MON	TUE	WED	THUR	FRI	SAT	
			1 ARK	2 ARK	7:08 3 TUL	6:08 4 TUL															1 ARK
6:08 5 TUL	7:08 6 TUL	7	8 SAN	9 SAN	10 SAN	11 CC	2 ARK	3 ARK	4	5 DIVISION	6 PLAYOFFS	7 PLAYOFFS	8 PLAYOFFS								
12 CC	13 CC	14	7:08 15 SAN	7:08 16 SAN	7:08 17 SAN	6:08 18 CC	9 ARK	10 ARK	11 TEXAS LEAGUE CHAMPIONSHIP	12 TEXAS LEAGUE CHAMPIONSHIP	13 TEXAS LEAGUE CHAMPIONSHIP	14 TEXAS LEAGUE CHAMPIONSHIP	15 TEXAS LEAGUE CHAMPIONSHIP								
6:08 19 CC	7:08 20 CC	21 NWA	22 NWA	23 NWA	24 NWA	6:08 25 ARK	16 ARK	17 ARK	18 ARK	19 ARK	20 ARK	21 ARK	22 ARK								
2:08 26 ARK	7:08 27 ARK	7:08 28 TUL	7:08 29 TUL	7:08 30 TUL	7:08 31 TUL		27 30	24 30	25 30	26 30	27 30	28 30	29 30								

HOME GAMES



AWAY GAMES