



**SOD  
POODLES  
BASEBALL  
CLUB**

# NEWS & NOTES

**HODGETOWN**

**715 S. BUCHANAN ST**

**AMARILLO, TEXAS 79101**

**806-803-7762**

**TWITTER: @SODPOODLES**

Sod Poodles PR Department: Director, Cory Hilborne - CoryH@SodPoodles.com, 806-803-9614

**Midland RockHounds (44-49, 12-12)**

**RHP Jack Perkins (0-0, 4.95 ERA)**

**VS.**

**Amarillo Sod Poodles (49-44, 15-9)**

**LHP Yu-Min Lin (2-0, 1.38 ERA)**

Friday, July 28, 2023 • 7:00 PM CT • Momentum Bank Ballpark • Radio: KVWE-102.9 FM • Game 94 • Road Game 49

## UPCOMING GAMES

DAY	DATE	OPPONENT	PROBABLE PITCHERS	TIME (CT)	RADIO
Sat	July 29	@ MID	LHP David Leal (3-4, 5.13 ERA) vs. TBA	7:00 PM	KVWE-102.9 FM
Sun	July 30	@ MID	RHP Joey Estes (6-6, 3.35 ERA) vs. RHP Chad Patrick (3-7, 5.08 ERA)	1:00 PM	KVWE-102.9 FM
Tues	Aug 1	vs CC	TBA vs. TBA	7:05 PM	KVWE-102.9 FM

## SEASON RESULTS

Date	Site	Result
5/9	MID	L, 11-9
5/10	MID	W, 6-3
5/11	MID	L, 16-6
5/12	MID	L, 6-1
5/14 (1)	MID	W, 10-1 (7)
5/14 (2)	MID	L, 13-1 (7)
6/6	@MID	W, 8-4
6/7	@MID	W, 4-0
6/8	@MID	W, 12-3
6/9	@MID	W, 7-5
6/10	@MID	W, 13-10
6/11	@MID	W, 4-1
7/25	@MID	L, 7-5
7/26	@MID	W, 9-1
7/27	@MID	L, 4-1
7/28	@MID	
7/29	@MID	

## MIDLAND SERIES CAPSULE

2023 at Home: 2-4  
2023 on Road: 7-2  
All-Time at Home: 26-23  
All-Time on Road: 28-19  
All-Time Totals: 54-42

## STREAKS

Last 5 Games: 2-3  
Last 10 Games: 6-4  
Longest 2023 Winning Streak: 7  
Longest 2023 Losing Streak: 4 (2x)  
All-Time W/L: 247-239

## LEAGUE STANDINGS

### TEXAS LEAGUE 2ND HALF

North (W-L-PCT-GB)		
ARKANSAS	13-10	.565 -
NW ARKANSAS	13-10	.565 -
SPRINGFIELD	12-12	.500 1.5
WICHITA	10-14	.417 3.5
TULSA	8-16	.333 5.5
South (W-L-PCT-GB)		
AMARILLO	15-9	.625 -
CORPUS CHRISTI	14-10	.583 1.0
FRISCO	13-11	.542 2.0
MIDLAND	12-12	.500 3.0
SAN ANTONIO	9-15	.375 6.0

### OVERALL

North (W-L-PCT-GB)		
*ARKANSAS	58-34	.630 -
TULSA	49-44	.527 9.5
SPRINGFIELD	46-47	.495 12.5
NW ARKANSAS	42-50	.457 16.0
WICHITA	38-54	.413 20.0
South (W-L-PCT-GB)		
AMARILLO	49-44	.527 -
CORPUS CHRISTI	47-46	.506 2.0
*SAN ANTONIO	46-47	.495 3.0
FRISCO	44-48	.478 4.5
MIDLAND	44-49	.473 5.0

\* Clinched 1st half

## TEAM LEADERS

AVERAGE: 260 - Vukovich  
HITS: 79 - Vukovich  
2B: 19 - Lawlar  
TRIPLES: 6 - Roberts  
HOME RUNS: 18 - Vukovich  
RBI: 66 - Vukovich  
OPS: .875 - Roberts  
STOLEN BASES: 27 - Lawlar  
SO (P): 107 - Albright  
SAVES: 7 - Backhus  
ERA: 3.50 - Backhus  
WINS: 6 - Albright

## ATTENDANCE

Last: 5,174  
Total: 233,338  
Average: 5,556  
No. of Sellouts: 19

**OIL PAN CUP UPDATE:** The Sod Poodles are 9-6 against their Oil Pan Cup rivals in 2023. The Sod Poodles hold a 28-19 all-time record on the road in the regular season against Midland. The Sod Poodles have won two of the first three Oil Pan Cups after Midland took the trophy during the 2021 season. The Sod Poodles hold an all-time record of 54-42.

**COUNTDOWN TO 44:** Amarillo has currently hit 41 home runs in July, the second-most all-time by Amarillo in any single month. The Sod Poodles hit 43 home runs in May of 2022 to set the franchise-high. The club had previously hit 40 three separate times, with the last also coming in July of 2022. Amarillo's 41 home runs this month are currently tied with Triple-A Syracuse (New York Mets) for the most home runs hit by any minor league team this month.

**SUPER YU-MIN:** Amarillo left-hander Yu-Min Lin will be making his third Double-A start and first on the road. In his first two appearances for Amarillo, the D-backs' no. 10-rated prospect is 2-0 with a 1.38 ERA and has earned quality starts both times. Last Saturday against Wichita, the 20-year-old tied his career-high with 7.0 IP, doing so for the second time in his career. He has racked up 14 strikeouts and issued just one free pass over his first 13.0 IP at the Double-A level. After a first-inning two-run home run against the Wind Surge, he fired 6.1 scoreless innings on the bump.

Through his first 29 professional starts, he is 5-5 with a 2.92 ERA with 181 strikeouts and just 45 walks over 129.2 IP which is good for a 12.6 K/9 rate.

**EXTRA, EXTRA:** Last night's game was just the fourth time in 93 games this year Amarillo was held without at least one extra base hit.

**ADOLESCENT ANSWER BACKS:** Despite coming out on the losing end of the game, Amarillo continues to be a force offensively when trailing in games. The club currently holds the best team AVG when trailing in the Texas League, hitting .280 as a group. The next closest Texas League team to Amarillo is Springfield, who is hitting .268 when they have trailed in games. The Sod Poodles' 61 home runs when down in games is 19 more than the next closest team in the League. The only team with more doubles than Amarillo (58) when behind is Midland, who has 62 this year.

**ROCK THE HOUNDS:** Amarillo currently has five players on the active roster who are hitting above .300 against Midland this year, led by **Seth Beer** and his **.367 AVG in eight games against the RockHounds**. Beer has produced two doubles - both coming in this series - with nine RBI and five walks against Midland pitching while striking out just four times. **Camden Duzenack** is **hitting .353 in seven appearances** against Midland after his 3-for-4 night on Wednesday. **Tim Tawa** has hit **.317 in his 12 games** versus Midland with four doubles, a home run, and seven RBI. The former Stanford Cardinal has also drawn seven walks, the most of the active Sod Poodles. **A.J. Vukovich** is **hitting .302 in 11 appearances** with a pair of doubles and home runs each and has eight RBI in the 2023 Oil Pan Cup. **Nick Dalesandro** holds a **.300 AVG against Midland this year with a RBI and four walks**.

**TWO FOR NEY:** Neyfy Castillo had a 2-for-4 night at the plate with a pair of singles, including the only RBI for Amarillo. Thursday marked Castillo's 11th multi-hit game of the season. In 14 games this month, Castillo is hitting .333 (17-for-51). He also extended his current on-base streak to 11 games dating back to July 8th. He is one of three Sod Poodles with 10+ on-base streaks including Jordan Lawlar (17) and Deyvison De Los Santos (13) who each had the night off on Thursday night.

## SOD POODLES BREAKDOWN

At Home: 25-20  
On the Road: 24-24  
Day Games: 6-6  
Night Games: 42-38  
vs. RHP: 40-37  
vs. LHP: 9-7  
First Half: 34-35  
Second Half: 15-9  
April: 11-10  
May: 10-16  
June: 15-10  
July: 13-8  
August: 0-0  
September: 0-0  
Monday: 2-0  
Tuesday: 5-9  
Wednesday: 10-5  
Thursday: 6-9  
Friday: 4-10  
Saturday: 13-4  
Sunday: 9-7

Scoring First: 25-17  
Opponent Scoring First: 24-27  
Extra Innings: 2-3  
Doubleheaders: 6-2  
Commit An Error: 26-26  
Commit No Errors: 23-18  
Walk-Off Wins: 2  
Walk-Off Losses: 3

vs. North 1st Half: 7-5  
vs. South 1st Half: 27-30  
vs. North 2nd Half: 12-6  
vs. South 2nd Half: 3-3

Scoring 4+ Runs: 41-28  
Opp. Scoring 4+ Runs: 21-42  
Scoring 3 Or Fewer Runs: 8-16  
Opp. Scoring 3 Or Fewer Runs: 28-2  
Out-Hit Opponent/Tie: 40-15  
Out-Hit By Opponent: 9-29  
Lead After 6: 37-8  
Trail After 6: 7-34  
Tied After 6: 5-2  
Lead After 7: 42-5  
Trail After 7: 3-36  
Tied After 7: 3-3  
Lead After 8: 40-2  
Trail After 8: 1-39  
Tied After 8: 2-3

## Series (W-L-T): 6-5-5

Game 1: 6-11  
Game 2: 12-4  
Game 3: 7-10  
Game 4: 6-8  
Game 5: 11-3  
Game 6: 7-7  
Series Sweeps: 1  
Series Been Swept: 0



# STARTING PITCHER



## #20 YU-MIN LIN - LHP

HEIGHT: 5'11"

WEIGHT: 160

B/T: L/L

AGE: 20 (7/12/2003 in Taitung, Taiwan)

2 C

2-0

14/1 K/BB

1.38 ERA

LAST WIN: 7/22/23 vs WCH

LAST SAVE: --

LONGEST 2023 OUTING: 7.0 IP (2x, Last: 7/22/23 vs WCH)

LAST HOME RUN ALLOWED: 7/23/23 vs WCH (Alex Isola, 1st inning, 2-Run)

2023 VS. MID: FIRST APPEARANCE

- Signed by the Arizona Diamondbacks as an international free agent on December 15, 2021
- Currently ranked as the D-backs' no. 10-rated prospect (MLB Pipeline)
- Made his professional debut on June 10, 2022 with the ACL D-backs, pitching 2.0 IP against the ACL Giants, allowing two runs on no hits with four strikeouts
- Got his first professional win on July 29, 2022 with Visalia (A-)...Went 5.0 IP against Inland Empire and allowed just two hits and no runs with nine strikeouts.
- Ended his first professional season going 2-2 with a 2.72 ERA in 14 starts...Over 56.1 IP tallied 91 strikeouts with just 22 walks and 31 hits allowed.
- Began the 2023 season with High-A Hillsboro, going 1-3 with a 3.43 ERA over 13 starts...Allowed three or fewer runs 12 of his 13 starts.
- Set a career-high with 13 strikeouts, tying the Hillsboro single-game record by a Hop...Was a 5.0 IP scoreless outing, striking out 13-of-the-16 batters he faced.
- In his Double-A debut on July 16 vs Frisco, he went 6.0 IP scoreless and tied the Amarillo season-high with eight strikeouts while allowing just two hits.

### CAREER STATS

YEAR	TEAM	W-L	ERA	G	GS	CG	SHO	IP	H	R	ER	HR	HB	BB	SO	WP	GDP	BAA
2022	ACL D-backs (Rk)	0-2	2.35	7	7	0	0	23.0	9	10	6	0	2	6	41	1	1	.118
	Visalia (A-)	2-0	2.97	7	7	0	0	33.1	31	14	11	2	1	16	50	7	2	.254
2023	Hillsboro (A+)	1-3	3.43	13	13	0	0	60.1	47	26	23	3	3	22	76	6	8	.223
	Amarillo (AA)	2-0	1.38	2	2	0	0	13.0	6	2	2	1	2	1	14	0	1	.136
MINOR LEAGUE TOTALS		5-5	2.92	29	29	0	0	129.2	93	52	42	6	8	45	181	14	12	.205

### 2023 HIGHS (AA)

INNINGS: 7.0 IP (7/22 vs WCH)  
 HITS: 4 (7/22 vs. WCH)  
 RUNS: 2 (7/22 vs WCH)  
 EARNED RUNS: 2 (7/22 vs WCH)  
 STRIKEOUTS: 8 (7/16 vs FRI)  
 WALKS: 1 (7/16 vs FRI)  
 HOME RUNS: 1 (7/22 vs WCH)  
 CONSECUTIVE WINS: 2 (7/16-22)  
 CONSECUTIVE LOSSES: 0  
 SHORTEST START: 6.0 IP (7/16 vs FRI)  
 PITCHES THROWN: 93 (7/22 vs WCH)

### CAREER HIGHS

INNINGS: 7.0 IP (2x, Last: 7/22/23 vs WCH)  
 HITS: 8 (8/11/22 @ MOD (A-))  
 RUNS: 7 (7/7/23 vs VAN (A+))  
 EARNED RUNS: 7 (7/7/23 vs VAN (A+))  
 STRIKEOUTS: 13 (6/3 @ EVE (A+))  
 WALKS: 4 (2x, Last: 7/7/23 vs VAN (A+))  
 HOME RUNS: 1 (6x, Last: 7/22/23 vs WCH)  
 CONSECUTIVE WINS: 2 (7/16-22/23)  
 CONSECUTIVE LOSSES: 1 (3x, Last: 6/17/23 @ VAN (A+))  
 SHORTEST START: 1.1 IP (4/15/23 vs EVE (A+))  
 PITCHES THROWN: 101 (7/7/23 vs VAN (A+))

### 2023 SPLITS (AA)

VS. RIGHT: .097/.125/.194, 3 H, HR, 2 RBI, 31 AB  
 VS. LEFT: .231/.333/.231, 3 H, 4 K, BB, 13 AB  
 HOME: 2 GS, 2-0, 1.38 ERA, 13.0 IP, 6 H, HR, 14 K, BB  
 ROAD: --  
 W/ RISP: .000/.000/.000, 2 K, 5 AB  
 DAY: --  
 NIGHT: 2 GS, 2-0, 1.38 ERA, 13.0 IP, 6 H, HR, 14 K, BB  
 TEAM W/L IN STARTS: 2-0

### OPPOSING STARTER - RHP JACK PERKINS (0-0, 4.95 ERA)

CAREER VS. AMA: FIRST APPEARANCE

### BATTER-PITCHER MATCH-UPS (ACTIVE ROSTER, 2023)

#### SOD POODLES VS. JACK PERKINS:

PLAYER	H	AB	AVG	XBH	HR	RBI	BB	SO
Duzenack, C								
Lawlar, J								
Vukovich, A								
Melendez, I								
De Los Santos, D								
Roberts, C								
Castillo, N								
Centeno, J								
D'Orazio, J								

#### ROCKHOUNDS VS. YU-MIN LIN:

PLAYER	H	AB	AVG	XBH	HR	RBI	BB	SO
Bowman, C								
Swift, D								
Winkler, J								
Armenteros, L								
Schwarz, J								
Muncy, M								
Simoneit, W								
Masterman, C								
Valenzuela, S								



**2023 HIGHS:** Hits - 4, Runs - 3, RBI - 3, HR - 1, 2B - 2, 3B - 0, BB - 2, K - 3, SB - 0

**2023 SPLITS:**

<b>LAST GAME:</b> 1-for-4 <b>MID SERIES:</b> 3-for-12, 2 2B, 2 RBI, 2 BB, R <b>WCH SERIES:</b> 3-for-15, 3 RBI, 2 R, 7 K	<b>LAST HOME RUN:</b> 7/14 vs FRI off Garcia (Solo) <b>LAST MULTI-HIT GAME:</b> 7/26 @ MID (2-for-5)	<b>CURRENT HITTING:</b> 2 <b>SEASON LONG HITTING:</b> 6 <b>CURRENT ON-BASE:</b> 4 <b>SEASON-LONG ON-BASE:</b> 14
--	---	---

- 🍌 Former Carolina league Player of the Week (4/21/19), CAR Mid-Season All-Star (2019), Texas League Player of the Week (7/7/19), Texas League Player of the Month (July, 2019), Baseball America Minor League All-Star (2019) and Baseball America Double-A All-Star (2019).
- 🍌 In his decorated 2019 season, he slashed .289/.388/.516 across three different teams while blasting 26 homers and 24 doubles through 122 games.
- 🍌 Made his MLB debut on 9/10/2021 with the D-backs and spent parts of the 2021 and 2022 seasons in the league with 43 career games played.
- 🍌 Had a four-hit performance on 5/31/23 vs. SPR, the first four-hit night by a Sod Poodle at home since 8/14/2022 by Leandro Cedeño, also against SPR.

**2023 HIGHS:** Hits - 3, Runs - 2, RBI - 3, HR - 1, 2B - 2, 3B - 1, BB - 2, K - 3, SB - 1

2023 SPLITS:

<b>LAST GAME:</b> 2-for-4, RBI, K	<b>LAST HOME RUN:</b> 7/18 vs WCH off Luna (Solo)	<b>CURRENT HITTING:</b> 4
<b>MID SERIES:</b> 3-for-8, RBI, R, 4 K	<b>LAST MULTI-HIT GAME:</b> 7/27 @ MID (2-for-4)	<b>SEASON LONG HITTING:</b> 14
<b>WCH SERIES:</b> 6-for-18, HR, 2 RBI, BB, 2 R, 5 K		<b>CURRENT ON-BASE:</b> 11
		<b>SEASON-ON-ON-BASE:</b> 15

🏆 Amongst his qualified club mates (HIL) across 82 games, he logged the 2nd most HR (11), 4th most H (77), R (35), TB (127) and SB (15) in 2022.

🏆 Had his first three-hit night in 2023 with a 3-for-4 performance against San Antonio...Had three-straight multi-hit games (6/11-14).

🏆 Had a career-long hit streak of 14 games (6/4-28)...Surpassing his previous career-long of 13 games with Visalia (6/27-7/17/21).

🏆 **Recorded a home run in three straight games for the first time in his professional career from July 15-18.** Had five separate consecutive HR games for Low-A Visalia during the 2021 season in which he set a single-season career-high with 21 home runs.

🏆 **Hitting .333 (17-for-51) with four home runs, three doubles, 11 RBI, and 10 runs scored in 14 games to begin the month of July.**

**2023 HIGHS:** Hits - 3, Runs - 2, RBI - 2, HR - 1, 2B - 1, 3B - 0, BB - 2, K - 3, SB - 1

## 2023 SPLITS:






41	.239	.305	.310	.114	.15	.45	0	0	1	.15	.12	.374	.40	.204	.233	.202	.230	.220
<b>LAST GAME:</b> 1-for-3, K					<b>LAST HOME RUN:</b> 4/13 vs. CC off Cobos					<b>CURRENT HITTING:</b> 2								
<b>MID SERIES:</b> 1-for-3, K					<b>LAST MULTI-HIT GAME:</b> 6/23 @ CC (2-for-4)					<b>SEASON LONG HITTING:</b> 7								
<b>WCH SERIES:</b> 1-for-6, BB, R, 2 K										<b>CURRENT ON-BASE:</b> 4								
										<b>SEASON-ON-ON-BASE:</b> 7								

<ul style="list-style-type: none"> <li>🏆 2017 World Series Champion (HOU).</li> <li>🏆 Made his MLB Debut on 9/18/2013 with the New York Mets and collected his first single that night off 3-time All-Star Matt Cain.</li> <li>🏆 Set a career-high with 15 home runs including 14 in 81 games with Amarillo in 2022.</li> <li>🏆 Named a Texas League Post-Season All-Star (2022) and the MiLB.com Organization All-Star (2022, ARI).</li> <li>🏆 In the month of April this season, he slashed .277/.340/.340 with a homer and six RBI in 13 games...Among teammates with at least 10 games played in the month, his average was good for third with his hits (13) tying sixth and his six multi-hit performances ranking second.</li> </ul>	SEASON LONG ON SLATE?
---	-----------------------

**2023 HIGHS:** Hits - 2, Runs - 1, RBI - 1, HR --, 2B - 1, 3B - 1, BB - 1, K - 2, SB --

2023 SPLITS:






<b>LAST GAME:</b> 1-for-4, BB, 2 K	<b>LAST HOME RUN:</b> 7/9 vs VAN (A+) off Harrison (Solo)	<b>CURRENT HITTING:</b> 3
<b>MID SERIES:</b> 2-for-8, 2B, BB, 3 K	<b>LAST MULTI-HIT GAME:</b> 7/16 vs FRI (2-for-4)	<b>SEASON LONG HITTING:</b> 4
<b>WCH SERIES:</b> 3-for-13, 3B, 2 2B, 2 RBI, 3 R, BB, 2 K		<b>CURRENT ON-BASE:</b> 3
		<b>SEASON-LONG ON-BASE:</b> 4

 Traded to the Arizona Diamondbacks from the Toronto Blue Jays on Sept. 1, 2021 along with LHP Yafer Perdomo as the PTBNL in the Joakim Soria trade.  
 Hit just two home runs during his first two professional seasons in the Blue Jays system (83 games)...**Has hit 10 in 152 games with ARI.**  
 Played just 12 games of his 83 games in Toronto's system above rookie ball.  
 In 67 games with Hillsboro in 2023, hit .308 with 28 XBH (8 HR), 37 RBI, and 31 walks...**Logged a hit in each of his first four Double-A games (3 XBH).**  
 **Ranks in the top 10 in the D-backs farm system this year in: 2B (21, 4th), hits (88, 6th), AVG (.307, 6th), XBH (33, T-6th) total bases (141, 7th), and SLG (.491, 9th)**







**2023 HIGHS:** Hits - 3, Runs - 2, RBI - 3, HR - 1, 2B - 1, 3B - 1, BB - 2, K - 3, SB - 2







2023 SPLITS:








<b>LAST GAME:</b> 0-for-2, BB	<b>LAST HOME RUN:</b> 7/4 @ SPR off Hence (Solo)	<b>CURRENT HITTING:</b> 0
<b>MID SERIES:</b> 0-for-2, BB	<b>LAST MULTI-HIT GAME:</b> 7/8 (2) @ SPR (2-for-4)	<b>SEASON LONG HITTING:</b> 13
<b>WCH SERIES:</b> 0-for-6, RBI, 2 K		<b>CURRENT ON-BASE:</b> 1
		<b>SEASON-ON-BASE:</b> 13

	Logged 42 combined games across three levels in 2019, hitting .256 (34-for-133), ending the year with a hit in 15 of his final 19 games played.
	Played the entire 2021 season with High-A Hillsboro with 57 games behind the plate (53 GS), 15 games in RF (14 GS), and three games in LF (2 GS), hitting his first career HR on 6/9 vs TRI, an inside-the-park HR.
	Posted his first 3-hit game in 2023 on June 15 vs SA....First 3-hit game since June 4, 2022 vs MID.
	Hit his first home run of the 2023 season on July 4 @ SPR...Was just his fourth professional home run and third out of the park home run.
	Logged the longest hit streak of his professional career with his 13-game stretch from May 28 - July 4...Previous career-long was nine games.



-  **Is currently ranked as the D-backs' no.4-rated prospect**
-  Back-to-back D-backs' Minor League Player of the Month in June and July, 2022.
-  Named the NWL Player of the Week (7/31/22), MiLB.com Organization All-Star (2022) and Single-A Postseason All-Star (*Baseball America*).
-  Won the batting title in the California League in 2022, hitting .329 in 78 games played for Visalia despite a promotion to Hillsboro on July 22, 2022.
-  Combined to hit .403 (75-for-186) with 12 doubles, two triples, nine home runs, 35 RBI in 46 games between Visalia and Hillsboro in June and July, 2022
-  **Had a season-high 12-game hit streak (6/29 - 7/25)** that included seven multi-hit games during the streak...Had a 14-game streak from 7/8-28/22

 Duzenack is entering his 6th professional season, having spent time at every level of minor league ball from Rookie to Triple-A.  
 In his debut season (2017), he belted 16 doubles, a triple, and three homers in 222 AB's with A (Short) Hillsboro, slugging .410 that year.  
 He logged 318 Triple-A at-bats last season with Reno, slashing .261/.308/.465 while sending 13 balls over the wall accompanied by 20 two-baggers and three triples.  
 Earned Amarillo's second walk-off win on 5/31/23 after hitting a two RBI single while the club was down by one run with two outs and the bases loaded.  
 Had a 12-game hit streak from June 15-July 4, hitting .449 (22-for-49) with five doubles, three home runs, 14 RBI, and four walks during the stretch.  
 **Through his first 19 games at HODGETOWN in 2023, is hitting .362 with eight XBH and 12 RBI...Has a hit in 15-of-19 games played at home.**

-  Made his professional debut on 8/21/21 after being selected 6th overall in the 2021 MLB Draft out of Jesuit High School (Dallas).
-  **Currently ranked as the D-backs' no. 1-rated prospect and the no. 5 overall prospect by MLB Pipeline.**
-  Appeared in 100 games across four levels in 2022, hitting .303 (18 2B, 7 3B, 16 HR) with 62 RBI and 57 walks.
-  Hit .278 (10-for-36) with a double, triple, two home runs, and seven RBI in 11 games in the Arizona Fall League in 2022... Broken Scapula ended his AFL.
-  Was hitting .162 through his first 32 games in 2023...**In 44 games since May 23, he is hitting .313 (15 2B, 2 3B, 8 HR) with 43 runs scored and 23 RBI.**
-  Was named to the 2023 SiriusXM MLB All-Star Futures Game
-  Hit Amarillo's fifth ever inside the park home run, doing so in game one of the DH on July 3 vs TUL...First ITP HR since Luis Basabe (6/19/21 vs WCH)

👉 Selected by the Arizona Diamondbacks in the 2nd round (#43 overall) of the 2022 MLB Draft out of the University of Texas.

👉 **Currently ranked as the D-backs' no. 7-rated prospect**

👉 Began 2023 with High-A Hillsboro where he hit .270 in 58 games while setting the Hops single-season franchise-record with 18 HR....Was named NWL Player of the Week on June 25 after becoming the first Hops player to hit for the Cycle at Ron Tonkin Field on June 23 vs Everett.

👉 **Currently leads the D-backs' system with his 24 HR and hit a home run in each of his first three games (4 total) in Double-A**, his fourth straight game with a HR including his final game in Hillsboro (7/9-18)...Has two separate stretches this year with a home run in four straight games.

👉 Became just the second Amarillo player with more than one multi-HR game this season (A.I. Vukovich) doing so in his first seven games with Amarillo.

- 🍌 During his time in Hillsboro (4/8-9/4/2022), held down the two (2) spot for AVG (.234, 91-for-389), RBI (55), SLG (.380), 2B (24), XBH (36), TB (148) and R (57).
- 🍌 Had a season-high eight game hit streak in 2023 that includes six home runs, four doubles, a triple, and 12 RBI from June 24-July 3
- 🍌 **Became the first Sod Poodle to ever homer in four straight games**, doing so from June 30 - July 3...**Has hit nine home runs since June 25 (23 G)** including his first career grand slam on July 3...It was Amarillo's second in 2023, and the 13th overall in franchise-history.
- 🍌 Logged the second multi-HR game of his professional career on July 15 vs Frisco...Set his single-season career-high for HR during the performance.
- 🍌 Was named Texas League Player of the Week for June 26 - July 2 after hitting .438 (7-for-16) with 3 HR, 2 2B, 4 RBI, 3 BB, .550 OBP, 1.125 SLG vs Tulsa.

#10 TIM TAWA - OF															2023 HIGHS: Hits - 3, Runs - 3, RBI - 5, HR - 2, 2B - 2, 3B - 1, BB - 2, K - 3, SB - 1				
HEIGHT: 6'0"															WEIGHT: 196				
B/T: R/R															AGE: 23 (4/7/1999 in West Linn, OR)				
															2023 SPLITS:				
G	AVG	OBP	SLG	AB	R	H	2B	3B	HR	RBI	BB	SB/ATT	SO	V. RHP	V. LHP	HOME	AWAY	RISP	
77	.242	.320	.451	277	46	67	11	1	15	52	32	6/10	85	.243	.238	.274	.211	.288	
<b>LAST GAME:</b> 0-for-4, 3 K															<b>LAST HOME RUN:</b> 7/22 vs WCH off Floyd (2-Run)				
<b>MID SERIES:</b> 2-for-11, 2B, RBI, 2 BB, 3 R, 5 K															<b>LAST MULTI-HIT GAME:</b> 7/26 @ MID (2-for-5)				
<b>WCH SERIES:</b> 3-for-16, HR, 2 RBI, R, 2 BB, 8 K															<b>CURRENT HITTING:</b> 0				
															<b>SEASON LONG HITTING:</b> 10				
															<b>CURRENT ON-BASE:</b> 0				
															<b>SEASON-LONG ON-BASE:</b> 13				

- 🐾 Made his professional debut with the ACL D-Backs (7/31/2021) where he logged two games and went 2-for-5 (.400 AVG) with a HR, 3 RBI, R and 2 BB.
- 🐾 During his stretch in Hillsboro (4/8-6/22/2022), held the crown for AVG (.282), HR (8), RBI (30), OBP (.377), SLG (.441), H (60), TB (94), R (32).
- 🐾 Recorded his first career multi-HR game on 6/29 vs TUL, going 2-for-4 with two HR and five RBI...His five RBI also tied his career-high (June 17, 2021)
- 🐾 Hit his first career grand slam on July 9 on the road in Springfield...Included his second five RBI game in 2023 and third overall in his professional career.
- 🐾 **He hit his 14th home run of the season on July 15 against Frisco which set a single-season career-high for home runs by the former Stanford Cardinal.**

#1 KEVIN VICUNA - INF															2023 HIGHS: Hits - 1, Runs - 1, RBI - 3, HR - 1, 2B - 1, 3B - 0, BB - 2, K - 2, SB - 0				
HEIGHT: 6'0"															WEIGHT: 140				
B/T: R/R															AGE: 25 (1/14/1998 in Puerto La Cruz, Venezuela)				
															2023 SPLITS:				
G	AVG	OBP	SLG	AB	R	H	2B	3B	HR	RBI	BB	SB/ATT	SO	V. RHP	V. LHP	HOME	AWAY	RISP	
17	.156	.283	.267	45	5	7	2	0	1	5	7	0/0	12	.150	.200	.250	.103	.200	
<b>LAST GAME:</b> 1-for-3															<b>LAST HOME RUN:</b> 5/14/23 vs. MID, G1 off Leal				
<b>MID SERIES:</b>															<b>LAST MULTI-HIT GAME:</b> 9/18/22 @ ALT (REA) (2-for-5)				
<b>WCH SERIES:</b> 1-for-4, R															<b>CURRENT HITTING:</b> 1				
															<b>SEASON LONG HITTING:</b> 3				
															<b>CURRENT ON-BASE:</b> 1				
															<b>SEASON-LONG ON-BASE:</b> 5				

- 🐾 Signed by the Arizona Diamondbacks as a minor league free agent on 5/3/23.
- 🐾 Former Mid-Season All-Star (2018, Lancaster JetHawks).
- 🐾 Entering his eighth season of pro ball, having split time in the Toronto Blue Jays, Philadelphia Phillies and now the D-backs farm system.
- 🐾 In his debut 2015 season with the DSL Blue Jays, he slashed .268/.354/.304 with three doubles and triples, 20 RBI and 10 swiped bags in 62 games.
- 🐾 Went 35 games since 8/3/2022 without multiple RBI in a contest before earning a three-RBI performance on 5/14/23 which were also his first three RBI in Amarillo threads while also blasting his first home run as a Sod Poodle in the same day.

#19 A.J. VUKOVICH - INF															2023 HIGHS: Hits - 3, Runs - 4, RBI - 7, HR - 3, 2B - 2, 3B - 1, BB - 2, K - 4, SB - 1				
HEIGHT: 6'5"															WEIGHT: 210				
B/T: R/R															AGE: 22 (7/20/2001 in Mukwonago, WI)				
															2023 SPLITS:				
G	AVG	OBP	SLG	AB	R	H	2B	3B	HR	RBI	BB	SB/ATT	SO	V. RHP	V. LHP	HOME	AWAY	RISP	
77	.260	.325	.513	304	63	79	17	3	18	66	27	9/12	95	.276	.185	.307	.222	.306	
<b>LAST GAME:</b> 0-for-3, BB, K															<b>LAST HOME RUN:</b> 7/22 vs WCH off Adams (Solo)				
<b>MID SERIES:</b> 1-for-11, 3 BB, 2 R, 2 K															<b>LAST MULTI-HIT GAME:</b> 7/22 vs WCH (3-for-4)				
<b>WCH SERIES:</b> 7-for-20, 3 HR, 2 2B, 10 RBI, 5 R, BB, 5 K															<b>CURRENT HITTING:</b> 0				
															<b>SEASON LONG HITTING:</b> 11				
															<b>CURRENT ON-BASE:</b> 5				
															<b>SEASON-LONG ON-BASE:</b> 16				

- 🐾 After being drafted 119th overall out of high school, the D-Backs' number 11 prospect made his professional debut with the Visalia Rawhide on 5/4/2021.
- 🐾 While in Visalia (62 G, 5/4-8/1/2021) he tied 1st in 2B (15) and XBH (26), led the team in AVG (.259) and H (64) while coming in 2nd for RBI (42), SLG (.449) and R (42).
- 🐾 During his brief stint with the Sod Poodles at the end of last season (9/6-9/18/2022), earned the crown for hits (13) and shared the throne for TB (19) and homers (2).
- 🐾 He earned the 5th best batting average (.276, 129-for-468) in the D-backs organization among players with at least 115 games played in 2022.
- 🐾 Hit the first Grand Slam for Amarillo in 2023 (6/4 vs SPR) and was the first AMA player in 2023 with a multi-HR effort in the same game (2, 6/10 @ MID)
- 🐾 **Became just the second player in Sod Poodles history with a three-HR game**, doing so on July 3 vs TUL joining Edward Olivares (May 5, 2019)... It was the first three-HR game of his professional career. He also set a career-high with seven RBI which also tied the Sod Poodles franchise-high (Dominic Fletcher, 5/8/2022)

## TEAM BATTING

### OVERALL

AVG	G	AB	R	H	TB	2B	3B	HR	RBI	BB	SO	SB	CS	OBP	SLG	OPS
.267	93	3126	557	836	1439	174	24	127	514	352	874	126	38	.349	.460	.809

### MONTHLY

APRIL	.260	21	718	120	187	307	33	6	25	112	79	214	35	8	.336	.428	.764
MAY	.236	26	845	123	199	319	41	5	23	114	95	231	33	9	.318	.378	.696
JUNE	.296	25	883	170	261	443	52	8	38	158	95	232	32	10	.375	.502	.877
JULY	.278	21	680	144	189	370	48	5	41	130	83	197	26	11	.368	.544	.912
AUGUST	-	-	-	-	-	-	-	-	-	-	-	-	-	-	-	-	-
SEPTEMBER	-	-	-	-	-	-	-	-	-	-	-	-	-	-	-	-	-

### HOME VS. ROAD

HOME	.302	45	1519	320	458	833	95	11	86	305	148	415	68	13	.372	.548	.920
ROAD	.235	48	1607	237	378	606	79	13	41	209	204	459	58	25	.328	.377	.705

### SITUATIONAL SPLITS

	AVG	G	AB	H	TB	2B	3B	HR	RBI	BB	SO	OBP	SLG	OPS
VS RIGHT	.270	93	2594	700	1216	151	19	109	440	304	724	.355	.469	.824
VS LEFT	.256	49	532	136	223	23	5	18	74	48	150	.322	.419	.741
W/ RISP	.280	93	919	257	441	57	11	35	385	138	275	.375	.480	.855
TEAM IS AHEAD	.261	71	1227	320	529	84	10	35	193	141	343	.348	.431	.779
TEAM IS BEHIND	.280	72	1273	356	613	58	8	61	230	154	344	.364	.482	.846

### HOME RUNS

### MULTI-RBI GAMES

### MULTI-HIT GAMES

PLAYER	SOLO	2R	3R	GS	TOTAL	2	3	4	5+	TOTAL	2	3	4	5+	TOTAL
Beer	4	2			6	8	1			9	9	1	2		12
Bliss	8	3	1		12	8	3			11	23	12			35
Carrion						1				1					
Castillo	5	2	2		9	3	3			6	8	3			11
Centeno	1				1	3				3	12	2			14
D'Orazio											1				1
Dalesandro	1				1		1			1	6	2			8
De Los Santos	3	5	1		9	4	3			7	16	4			20
Del Castillo	6	4	2		12	5	3	2		10	16	1			17
Duzenack	4		1		5	7	3			10	10	5			15
English	4	1	1		6	3	1	1		5	5				5
Enriquez						3				3	4	1	1		6
Guzman		1			1	1	1			2	1	1			2
Lawlar	5	6	2		13	5	2	1		8	14	4			18
Melendez	4	2			6	1		1		2	3				3
Roberts	6	4	1	1	12	8	3	1		12	14	3			17
Tawa	8	4	2	1	15	7	2		2	11	17	3			20
Vicuña			1		1		1			1					
Vukovich	11	3	3	1	18	2	7	3	2	14	15	5			20
Watkins						1				1					
TOTALS:	70	37	17	3	127	70	34	9	4	116	173	47	3	0	223

### HOME RUN VARIANTS

#### WALK-OFF HR (0):

**BACK-TO-BACK HR (6):** English/Vukovich (4/16 vs. CC, 7th inning); Roberts/Vukovich (6/3 (1) vs. SPR, 6th inning); Del Castillo/De Los Santos (6/13 vs SA, 7th inning); Beer/Roberts (7/1 vs TUL, 6th inning); Lawlar/Vukovich (7/3 (1) vs TUL, 1st inning); Roberts/Melendez (7/23 vs WCH, 1st inning);

**MUTLI-HR GAMES (5):** Melendez (2x, 7/18 vs WCH, 7/23 vs WCH); Vukovich (6/10 @ MID); Tawa (6/29 vs TUL); Roberts (7/15 vs FRI)

**THREE-HR GAMES (1):** Vukovich (7/3 (1) vs TUL)

#### EXTRA-INNING HR (0):

**GRAND SLAMS (3):** Vukovich (6/4 vs. SPR, 5th inning); Roberts (7/3 (2) vs TUL, 5th inning); Tawa (7/9 @ SPR, 3rd inning)

**INSIDE-THE-PARK HR (1):** Lawlar (7/3 (1) vs TUL, 1st inning)

#### PINCH-HIT HR (0):

**HR IN CONSECUTIVE GAMES (18):** Vukovich (4x: 5/5-6 @CC; 6/1-6/3 G1 vs SPR; 6/17-18 vs SA; 7/21-22 vs WCH); Del Castillo (3x: 5/30-31 vs. SPR; 6/8-10 @ MID; 7/8 @ SPR); Bliss (2x: 5/5-6 @ CC; 6/10 @MID - 6/13 vs SA); Tawa (2x: 5/28 @ SA - 5/30 vs. SPR; 6/3/4 vs. SPR); Roberts (2x: 6/25 @ CC, 6/28 vs TUL; 6/30-7/1 vs TUL) Lawlar (4/15 vs. CC - 4/18 @ NWA); English (4/23 @ NWA - 4/25 vs. FRI); Melendez (7/14-15 vs FRI); Castillo (7/15-16 vs FRI); De Los Santos (7/18-19 vs WCH)

**HR IN THREE CONSECUTIVE GAMES: (2):** Melendez (7/14-15 vs FRI, 7/18 vs WCH); Castillo (7/15-16 vs FRI, 7/18 vs WCH)

**HR IN FOUR CONSECUTIVE GAMES (1):** Roberts (6/30 - 7/3 vs TUL)

**LEAD OFF HR (8):** Bliss (6x: 4/27 vs. FRI; 5/10 vs. MID; 5/18 @ FRI; 6/10 @ MID; 6/13 vs SA; 6/22 @ CC); Tawa (6/4 vs. SPR); Duzenack (6/11 @ MID)

STARTS BY BATTING ORDER (TEAM RECORD)										STARTS BY POSITION (TEAM RECORD)								
PLAYER	1	2	3	4	5	6	7	8	9	C	1B	2B	3B	SS	LF	CF	RF	DH
Beer			3-1	26-16							25-16							4-1
Bliss	32-36											26-29		5-5				2-2
Carrion									1-0						1-0			
Castillo						1-0	5-3	12-20	11-6		2-3				4-4	4-7	17-8	2-7
Centeno		1-2	2-1	0-2		5-0	7-4	8-6	4-5	18-9								9-11
D'Orazio								2-1	3-2	4-2								1-1
Dalesandro							2-2	4-1	16-18	0-1					4-1	14-17	4-2	
De Los Santos				10-9	10-18	17-8	1-1				10-10		27-24					1-2
Del Castillo		1-0	0-2	4-4	16-8	4-10	6-8			17-24								14-8
Duzenack	10-4	3-1				0-2	2-4	4-4	5-0			6-4	3-6	6-3	5-1	2-1	2-0	
English			7-5	1-0	1-1		1-0	1-1			8-3				1-2			2-2
Enriquez	1-1	0-1	4-8	0-1	1-0	1-0	3-7	7-2	2-6							2-0	15-24	2-2
Guzman							2-3		2-2						3-4		1-1	
Lawlar	1-0	39-36												38-35				1-1
Melendez				2-1	4-3						1-1		5-3					
Roberts	4-1	3-1	8-13	1-1	2-4	2-3	12-5	0-1		10-8	2-5				11-10		2-4	7-2
Tawa	1-2	2-3		1-1	9-6	11-14	8-7	7-4				17-11	1-4		7-6	9-10	3-3	2-2
Vicuña								4-4	3-3				4-1	0-1	0-5		3-0	0-1
Vukovich			25-14	4-9	6-4	8-7					1-6		9-6		12-10	18-9	2-1	1-2
Watkins									2-2						1-1		0-1	1-0

8+ GAME HITTING STREAKS (CURRENT IN BOLD)		
PLAYER	LENGTH / DATES	STREAK STATS
Castillo	14 G, 6/4-28	.352 (19-for-54), 3 HR, 2 2B, 3B, 12 RBI, 12 R, 4 SB
Dalesandro	13 G, 5/28-7/4	.409 AVG (18-for-44), HR, 2 2B, 2 3B, 5 RBI, 4 BB, 6 SB, 10 R
De Los Santos	12 G, 6/29-7/25	.408 (20-for-49), 2 HR, 2 2B, 3B, 11 RBI, 10 R, BB
Duzenack	12 G, 6/15-7/4	.449 AVG (22-for-49) 5 2B, 3 HR, 14 RBI, 13 R, 4 BB
English	12 G, 4/19-5/2	.370 AVG (17-for-46), 6 2B, 4 HR, 16 RBI, 7 BB, 8 R
Vukovich	11 G, 4/29-5/16	.348 AVG (16-for-46), 3 2B, 3 HR, 3B, 9 RBI, BB, 9 R
Bliss	10 G, 4/6-4/19	.438 AVG (21-for-48), 3 2B, 2 3B, HR, 8 RBI, 8 R
Del Castillo	10 G, 5/19-5/31	.406 AVG (13-for-32), 2 2B, 2 HR, 8 RBI, 9 BB, 7 R
Tawa	10 G, 5/28-6/15	.395 AVG (15-for-38), 4 HR, 2 2B, 10 RBI, 3 BB, 6 R
Bliss	9 G, 6/8-18	.395 AVG (17-for-43), 3 HR, 4 2B, 3B, 13 RBI, 10 R
Bliss	9 G, 5/4-5/14	.459 (17-for-37), 4 2B, 4 HR, 8 RBI, 4 BB, 10 R, 3 SB
Bliss	9 G, 5/23-6/3	.357 AVG (15-for-42), 2B, 3B, 2 BB, 3 RBI, 6 SB, 8 R
Lawlar	9 G, 6/6-15	.410 AVG (16-for-39), 2 HR, 4 2B, 3B, 4 RBI, 4 BB, 14 R
Lawlar	9 G, 5/23-6/3	.389 AVG (14-for-36), 3 2B, 2 HR, 3 BB, 6 RBI, 3 SB, 6 R
Bliss	8 G, 6/28-7/6	.424 AVG (14-for-33), 6 2B, HR, 4 RBI, 7 BB, 9 SB, 11 R
Bliss	8 G, 4/21-5/2	.412 AVG (14-for-34), 5 2B, HR, 6 RBI, 2 BB, 10 R, 2 SB
Centeno	8 G, 6/9-30	.286 AVG (10-for-35) 2 2B, 3 R

MULTI-RUN INNINGS		
RUNS	NO. OF TIMES	LAST
2	65	7/26 @ MID, 5th inning
3	29	7/26 @ MID, 6th inning
4	20	7/26 @ MID, 8th inning
5	8	7/18 vs WCH, 3rd inning
6	7	7/15 vs FRI, 3rd inning
7	5	6/29 vs TUL, 1st inning
8+	-	

SCORE BY INNING												
	1	2	3	4	5	6	7	8	9	10	11+	TOTAL
OPP	74	56	67	56	80	82	61	40	35	2	3	555
AMA	68	55	64	56	64	63	91	64	27	3	2	557

ERRORS BY POSITION		
POSITION	SOD POODLES	OPPONENT
C	12	8
1B	6	8
2B	11	7
3B	15	12
SS	7	14
LF	2	2
CF	3	3
RF	3	3
P	8	11
TOTAL	67	68

CATCHER'S BOX (W/L BASED ON STARTS)						
PLAYER	CS	SB	ATT	CS %	PB	W-L
Centeno	5	21	26	.192	3	18-9
D'Orazio	3	6	9	.333	0	4-2
Dalesandro	0	4	4	.000	0	0-1
Del Castillo	14	38	52	.269	7	17-24
Roberts	7	21	28	.250	4	10-8
TOTAL	29	90	119	.244	14	49-44

TEAM FIELDING						
%	G	PO	A	E	DP	PB
.979	93	2412	781	67	60	14

# NOTABLE GAMES



AMARILLO HAVE 5 OR FEWER HITS		
DATE	HITS	OPPONENT
4/15	4	CC
4/20	4	@NWA
4/22	3	@NWA
4/27	5	FRI
5/2	5	@CC
5/4	2	@CC
5/12	5	MID
5/14 (G2)	4	MID
5/16	2	@FRI
5/18	2	@FRI
5/19	4	@FRI
5/21	4	@FRI
5/26	5	@SA
6/20	4	@CC
7/8 (1)	5	@ SPR
7/20	5	vs WCH
7/21	5	vs WCH
TOTAL: 17 (6 HOME, 11 ROAD)		

OPPONENTS HAVE 5 OR FEWER HITS		
DATE	HITS	OPPONENT
4/7	3	@FRI
4/19	2	@NWA
4/20	4	@NWA
4/27	5	FRI
5/2	3	@CC
5/3	5	@CC
5/4	5	@CC
5/14 (G1)	2	MID
5/21	3	@FRI
5/26	5	@SA
5/27	2	@SA
5/30	3	SPR
6/1	5	SPR
6/3 (G2)	4	SPR
6/7	3	@MID
6/11	3	@ MID
6/24	5	@ CC
6/25	5	@ CC
7/15	5	vs FRI
7/16	3	vs FRI
TOTAL: 20 (7 HOME, 13 ROAD)		

AMARILLO HAVE 10 OR MORE RUNS		
DATE	RUNS	OPPONENT
4/12	13	CC
4/14	10	CC
4/26	12	FRI
4/29	11	FRI
5/5	12	@CC
5/14 (G1)	10	MID
6/8	12	@MID
6/10	13	@ MID
6/13	15	vs SA
6/29	12	vs TUL
7/1	12	vs TUL
7/3 (1)	15	vs TUL
7/3 (2)	10	vs TUL
7/15	11	vs FRI
7/18	10	vs WCH
TOTAL: 15 (12 HOME, 3 ROAD)		

OPPONENTS HAVE 10 OR MORE RUNS		
DATE	RUNS	OPPONENT
4/6	12	@FRI
4/12	10	CC
4/14	13	CC
4/16	11	CC
4/18	16	@NWA
4/26	11	FRI
4/28	12	FRI
4/30	12	FRI
5/6	12	@CC
5/9	11	MID
5/11	16	MID
5/14 (G2)	13	MID
5/17	10	@FRI
5/23	14	@SA
5/31	13	SPR
6/10	10	@MID
6/15	11	vs SA
6/16	12	vs SA
6/18	11	vs SA
6/20	12	@CC
7/1	10	vs TUL
7/23	12	vs WCH
TOTAL: 22 (15 HOME, 7 ROAD)		

## EXTRA INNING GAMES (5) 2-3

DATE	OPP	RESULT	SCORE	W	L	S	TIME
4/20	@NWA	W (10)	3-2	Otanez, M (1-0)	Biasi, D (1-1)	Rice, J (1)	3:08
4/26	FRI	W (10)	12-11	Workman, B (1-0)	Church, M (0-1)	-	3:24
5/20	@FRI	L (10)	8-7	Kelly, A (2-0)	Stumpo (0-1)	-	3:26
6/3 (G1)	SPR	L (8)	5-4	Roycroft, C (1-0)	Backhus, K (0-1)	Granillo, A (2)	2:26
6/30	TUL	L (13)	7-6	Fisher, B (5-1)	Grammes, C (2-2)	-	3:42

## PINCH HITTER TOTALS

PLAYER	DATE	SITUATION	RESULT
Watkins	5/9	Bot 8, 2 outs	Triple
Tawa	6/30	Bot 8, 1 out	Sac Fly
Beer	6/30	Bot 11, 0 out	Sac Fly
Vicuña	7/20	Bot 9, 0 out	E 9

## DOUBLEHEADERS (4) 6-2

DATE	OPP	RESULT	SCORE	W	L	S	TIME
5/14 (1)	MID	W	10-1	Albright, L (2-2)	Ginn, J (0-2)	-	1:40
5/14 (2)	MID	L	13-1	Tomioka, S (1-0)	Hill, J (0-3)	-	2:32
6/3 (1)	SPR	L (8)	5-4	Roycroft, C (1-0)	Backhus, K (0-1)	Granillo, A (2)	2:26
6/3 (2)	SPR	W	6-1	Olivero, D (2-4)	Hernandez, K (5-2)	-	1:39
7/3 (1)	TUL	W	15-7	Olivero, D (5-5)	Casparius, B (0-3)	-	1:54
7/3 (2)	TUL	W	10-9	Montes De Oca, C (1-1)	Sublette, R (1-3)	Green, J (4)	2:26
7/8 (1)	@ SPR	W	4-3	Hill, J (3-4)	Pereira, W (5-5)	Pope, A (1)	2:07
7/8 (2)	@ SPR	W	7-6	Backhus, K (4-3)	Pope, B (1-2)	Green, J (5)	2:16

## WALK-OFF WINS















DATE	SCORE	GAME-WINNING PLAY
4/26	12-11 (10th)	Lawlar RBI-double
6/1	3-2 (7th)	Duzenack two RBI Single

## SHUTOUTS (7) 5-2

DATE	OPP	RESULT	SCORE	W	L	S	TIME
4/19	@NWA	W	5-0	Jarvis, B (2-1)	Veneziano, A (1-1)	-	2:29
4/21	@NWA	L	5-0	Hoffmann, A (2-1)	Hill, J (0-1)	-	2:26
4/22	@NWA	L	5-0	Marsh, A (1-0)	Patrick, C (0-3)	-	2:14
5/3	@CC	W	3-0	Pope, A (1-0)	Kouba, R (1-1)	Backhus, K (4)	2:15
5/27	@SA	W	1-0	Patrick, C (2-5)	Snider, D (0-3)	-	2:30
6/7	@MID	W	4-0	Green, J (1-0)	Cusick, R (3-3)	-	2:35
7/16	vs FRI	W	8-0	Lin, Y (1-0)	Bremer, N (0-1)	-	2:24



#14 RYLE BACKHUS - LHP				2023 HIGHS: IP - 2.0, K - 5, BB - 2, H - 3, R - 5, ER - 5				RECENT APPEARANCES			
HEIGHT: 6'4"		WEIGHT: 185		B/T: L/L		AGE: 25 (1/31/1998 in New Waverly, TX)		DATE	DEC	P-S	IP H R ER HR BB SO IR/S
31 G	4-3	7/10 SV/SVO	47/20 K/BB	4.52 ERA				6/11	S (6)	18-11	1.0 0 0 0 0 1 1 0/0
OVERALL: 31 G, 4-3, 20 GF, 40.0 IP, 40 H, 20 ER, 6 HR, 47 K, 20 BB JULY: 6 G, 2-1, 2.45 ERA, SV, 3 GF, 7.1 IP, 7 H, 3 R, 2 ER, 8 K, 7 BB											
LAST 10 G: 4-1, 4.73 ERA, SV, 13.1 IP, 15 H, 2 HR, 8 R, 7 ER, 15 K, 10 BB VS. MID: 5 G, 0-0, 20.25 ERA, 4.0 IP, 6 H, 9 ER, 2 HR, 3 K, 6 BB											
Named as a D-backs Organization All-Star last season by MiLB.com											
Allowed no earned runs in 30 of his 40 appearances in 2022 and logged his season high 2.0 IP 11 separate times.											
From 5/14-8/26/2022 (34.2 IP), he held his opponent to 0 earned runs in 22 out of 26 straight appearances, allowing just seven (7) earned runs total (1.84 ERA)											
Ranks second in the D-backs' organization in saves (13) since the start of the 2022 season.											
2023 SPLITS		VS. RHB: .272/.342/.485, 28 H, 5 HR, 5 2B, 3B, 15 RBI, 32 K, 10 BB HOME: 15 G, 2-2, 6.75 ERA, 3 SV, 18.2 IP, 20 H, 15 R, 14 ER, 6 HR, 24 K, 11 BB W/ RISP: .191/.224/.362, 9 H, HR, 3 2B, 3B, 15 RBI, 16 K, BB				VS. LHB: .214/.343/.339, 12 H, 4 2B, HR, 6 RBI, 15 K, 10 BB AWAY: 16 G, 2-1, 2.53 ERA, 21.1 IP, 6 ER, 20 H, 23 K, 9 BB				LAST WIN: 7/8/23 (2) @ SPR LAST LOSS: 7/4/23 @ SPR LAST SAVE: 7/19/23 vs WCH	
#38 CONOR GRAMMES - RHP				2023 HIGHS: IP - 2.0, K - 5, BB - 4, H - 2, R - 3, ER - 2				RECENT APPEARANCES			
HEIGHT: 6'1"		WEIGHT: 200		B/T: R/R		AGE: 26 (7/13/1997 in McLean, VA)		DATE	DEC	P-S	IP H R ER HR BB SO IR/S
17 G	3-2	0/2 SV/SVO	31/17 K/BB	3.22 ERA				6/15	ND	43-23	1.2 2 2 2 0 4 1 0/0
OVERALL: 16 G, 2 HLD, 4 GF, 21.1 IP, 19 H, 8 ER, 2 HR, 30 K, 17 BB JULY: 6 G, 1-0, 2.35 ERA, 7.2 IP, 9 H, 5 R, 2 ER, HR, 14 K, 3 BB, HB											
LAST 10 G: 1-1, 3.18 ERA, 3 GF, 11.1 IP, 12 H, 4 ER, 2 HR, 19 K, 6 BB VS. MID: 3 G, 0-0, 0.00 ERA, 2 HLD, 4.0 IP, 3 H, 5 K, 2 BB											
Selected by the Arizona Diamondbacks 5th round of the 2019 MLB draft out of Xavier University (Cincinnati, OH).											
In games where he logged at least 2.0 innings on the bump (6 G) in 2022, he also posted his most single-game strikeouts, encompassing both of his five (8/4 & 8/13) and four K (8/9 & 8/30) performances.											
Across a 12 game stretch, he logged at least two strikeouts in all but one relief appearances from 7/15-9/3/22 (19.0 IP), logging 36 total punch outs (17.1 K/9) across the stretch.											
2023 SPLITS		VS. RHB: .125/.308/.175, 5 H, 2 2B, 4 RBI, 19 K, 9 BB, 52 PA HOME: 9 G, 2-2, 2.92 ERA, 12.1 IP, 12 H, 4 ER, 17 K, 12 BB W/ RISP: .167/.333/.167, 5 H, 9 RBI, 10 K, 7 BB, 39 PA				VS. LHB: .385/.489/.538, 15 H, 2 HR, 10 RBI, 12 K, 8 BB, 47 PA AWAY: 8 G, 1-0, 3.60 ERA, 2 HLD, 10.0 IP, 8 H, 2 HR, 4 ER, 14 K, 5 BB				LAST WIN: 7/19/23 vs. WCH LAST LOSS: 6/30/23 vs. TUL LAST SAVE: 5/21/23 @ EUG (A+)	
#24 - LHP WILL MABREV				2023 HIGHS: IP - 2.0, K - 2, BB - 2, H - 3, R - 2, ER - 2				RECENT APPEARANCES			
HEIGHT: 6'0"		WEIGHT: 185		B/T: L/L		AGE: 22 (9/23/00 in Cookeville, TN)		DATE	DEC	P-S	IP H R ER HR BB SO IR/S
4 G	0-0	1/1 SV/SVO	5/3 K/BB	5.06 ERA				7/14	ND	20-9	1.0 0 0 0 0 1 1 0/0
OVERALL: 4 G, 1 GF, HLD, 5.1 IP, 5 H, 3 R, 3 ER, HR, 5 K, 3 BB, HB JULY: 4 G, 0-0, 5.06 ERA, 1 GF, SV, HLD, 5.1 IP, 5 H, 2 ER, HR, 5 K, 3 BB											
LAST 10 G: 0-0, 5.06 ERA, 1 GF, HLD, 5.1 IP, 5 H, 3 R, 3 ER, HR, 5 K, 3 BB, HB VS. MID: 1 G, 0-0, 9.00 ERA, 1.0 IP, H, ER, K											
Selected by the Arizona Diamondbacks in the 6th round of the 2022 MLB Draft out of the University of Tennessee											
Following the draft, was placed on the 60-day IL											
Made his professional debut on April 6, 2023 with Low-A Visalia...In 9 games, went 2-0 with a 3.95 ERA over 13.2 IP											
Appeared in 18 games with High-A Hillsboro going 1-1 with a 2.33 ERA over 27.0 IP and had 31 K to just five walks.											
2023 SPLITS		VS. RHB: .182/.400/.455, 2 H, HR, RBI, 2 K, 3 BB, 16 PA HOME: 3 G, 0-0, 4.15 ERA, 1/1 SVO, HLD, 4.1 IP, 4 H, 2 ER, HR, 4 K, 3 BB W/ RISP: .111/.200/.111, H, RBI, 2 K, BB, 11 PA				VS. LHB: .333/.333/.444, 3 H, 2B, RBI, 3 K, 9 PA AWAY: 1 G, 0-0, 9.00 ERA, 1.0 IP, H, ER, K				LAST WIN: 6/11/23 vs SPO (A+) LAST LOSS: 6/3/23 @ EVE (A+) LAST SAVE: 7/18/23 vs WCH	
#40 CHRISTIAN MONTES DE OCA - RHP				2023 HIGHS: IP - 2.1, K - 3, BB - 2, H - 5, R - 4, ER - 3				RECENT APPEARANCES			
HEIGHT: 6'4"		WEIGHT: 230		B/T: R/R		AGE: 23 (8/30/1999 in Santo Domingo, Dominican Republic)		DATE	DEC	P-S	IP H R ER HR BB SO IR/S
27 G	1-2	2/4 SV/SVO	30/18 K/BB	4.95 ERA				5/31	ND	30-19	2.0 2 1 1 0 1 1 0/0
OVERALL: 27 G, 1-2, 7 HLD, 36.1 IP, 32 H, 20 ER, 3 HR, 30 K, 18 BB JULY: 7 G, 1-1, 4.09 ERA, 2 GF, HLD, 0/1 SV, 11.0 IP, 12 H, 5 ER, 2 HR, 9 K, 4 BB											
LAST 10 G: 1-1, 2.81 ERA, 2 HLD, 0/1 SVO, 16.0 IP, 12 H, 5 ER, 11 K, 6 BB VS. MID: 5 G, 0-0, 6.00 ERA, 3 GF, HLD, 6.0 IP, 6 H, 4 ER, 3 K, 3 BB											
Allowed runs in just two of his 10 games with Low-A Visalia to begin his professional career in 2022.											
Made his professional debut on 4/21/2022 vs. San Jose tossing two scoreless innings where he struck out five batters.											
Was a perfect 13-for-13 in save opportunities, tied for the most in the Diamondbacks farm system in 2022.											
By April's end, he earned a 1.02 WHIP and a .139 BAA (5-for-36) in seven relief appearances (10.2 IP).											
2023 SPLITS		VS. RHB: .165/.211/.235, 14 H, HR, 2B, 3B, 6 RBI, 23 K, 4 BB HOME: 13 G, 1-0, 5.79 ERA, 18.2 IP, 20 H, 12 ER, HR, 17 K, 9 BB W/ RISP: .318/.380/.386, 14 H, 3 2B, 15 RBI, 14 K, 4 BB				VS. LHB: .353/.485/.569, 18 H, 5 2B, 2 HR, 15 RBI, 7 K, 14 BB AWAY: 14 G, 0-2, 4.08 ERA, 6 HLD, 17.2 IP, 12 H, 8 ER, 2 HR, 13 K, 9 BB				LAST WIN: 7/3/23 (2) vs TUL LAST LOSS: 7/5/23 @ SPR LAST SAVE: 5/21/23 @ FRI	
#21 GERALD OGANDO - RHP				2023 HIGHS: IP - 2.0, K - 4, BB - 3, H - 3, R - 4, ER - 4				RECENT APPEARANCES			
HEIGHT: 6'4"		WEIGHT: 218		B/T: R/R		AGE: 26 (7/28/200 in Santo Domingo, Dominican Republic)		DATE	DEC	P-S	IP H R ER HR BB SO IR/S
8 G	1-1	1/2 SV/SVO	13/10 K/BB	6.52 ERA				6/30	ND	25-11	1.0 0 0 0 0 3 2 0/0
OVERALL: 8 G, 1-1, 3 GF, SV, HLD, 9.2 IP, 10 H, 4 ER, HR, 13 K, 10 BB JULY: 7 G, 1-1, 7.27 ERA, 4 GF, SV, HLD, 8.2 IP, 10 H, 7 ER, 11 K, 7 BB											
LAST 10 G: 1-1, 6.52 ERA, 3 GF, SV, HLD, 9.2 IP, 10 H, 7 ER, HR, 13 K, 10 BB VS. MID: --											
Signed by the Arizona Diamondbacks as a minor league free agent on May 12, 2017 out of Santo Domingo, D.R.											
His 24 games so far in 2023 are already a career-high for appearances in his professional career.											
Between High-A Hillsboro and the Arizona Complex league in 2023, he carries a 3-1 record with a 4.05 ERA, converting on 2/3 SVO											
Tossed 15 scoreless appearances in his 21 games during the 2022 season over 30.2 IP...Went 3-1 with a 3.23 ERA											
2023 SPLITS		VS. RHB: .278/.500/.444, 5 H, 3 2B, 2 RBI, 4 K, 8 BB, 26 PA HOME: 6 G, 0-1, 8.22 ERA, SV, HLD, 7.2 IP, 9 H, 3 2B, HR, 8 K, 9 BB W/ RISP: .167/.333/.917, 5 H, 2B, 3HR, 6 RBI, 2 K, BB, 13 PA				VS. LHB: .294/.368/.588, 5 H, HR, 3B, 4 RBI, 9 K, 2 BB, 19 PA ROAD: 2 G, 1-0, 0.00 ERA, 2.0 IP, H, 5 K, BB				LAST WIN: 7/9/23 @ SPR LAST LOSS: 7/23/23 vs WCH LAST SAVE: 7/21/23 vs WCH	
#41 MICHEL OTANEZ - RHP				2023 HIGHS: IP - 2.0, K - 3, BB - 3, H - 3, R - 5, ER - 5				RECENT APPEARANCES			
HEIGHT: 6'4"		WEIGHT: 218		B/T: R/R		AGE: 26 (7/3/1997 in Villa La Mata, Dominican Republic)		DATE	DEC	P-S	IP H R ER HR BB SO IR/S
16 G	2-2	0/3 SV/SVO	29/13 K/BB	6.75 ERA				5/17	ND	17-12	1.0 0 0 0 0 0 3 0/0
OVERALL: 16 G, 2-2, 3 GF, 3 HLD, 18.2 IP, 18 H, 14 ER, 2 HR, 29 K, 13 BB JULY: 6 G, 1-1, 12.86 ERA, 2 GF, HLD, 7.0 IP, 10 H, 10 ER, 7 K, 8 BB											
LAST 10 G: 1-2, 9.26 ERA, 2 GF, HLD, 11.2 IP, 12 H, 12 ER, 16 K, 11 BB VS. MID: 1 G, 0-1, -- ERA, 2 H, 5 ER, 2B, 3 BB											
Entering his 6th professional season, having been in professional ball since his 2016 debut season in the Mets system.											
During his debut season, he posted a 1-1 record with a 4.64 ERA across five starts in the Dominican Summer League.											
This year marks the first year being apart of the D-backs organization, being signed as a minor league free agent on November 14, 2022.											
Through his first five appearances this season, he posted a 3.00 ERA (2 ER, 6.0 IP) with a 5.5 K:BB (11 K, 2 BB).											
2023 SPLITS		VS. RHB: .244/.370/.356, 11 H, 2 2B, HR, 5 RBI, 21 K, 8 BB HOME: 6 G, 1-0, 5.79 ERA, 9.1 IP, 12 H, HR, 6 ER, 12 K, 9 BB W/ RISP: .167/.333/.570, 4 H, 2 2B, 9 RBI, 11 K, 5 BB				VS. LHB: .269/.406/.500, 7 H, 3 2B, HR, 7 RBI, 8 K, 5 BB AWAY: 9 G, 1-2, 7.71 ERA, 9.1 IP, 6 H, 8 ER, HR, 17 K, 4 BB, HB				LAST WIN: 7/18/23 vs WCH LAST LOSS: 7/25/23 @ MID LAST SAVE: 8/23/22 vs. WOR (AAA)	

#18 AUSTIN POPE - RHP					2023 HIGHS: IP - 2.1, K - 5, BB - 3, H - 5, R - 5, ER - 5					RECENT APPEARANCES				
HEIGHT: 6'3" WEIGHT: 210 B/T: R/R AGE: 23 (10/26/1998 in White Plains, NY)														
28 G 2-0 1/1 SV/SVO 55/15 K/BB 4.33 ERA														
OVERALL: 28 G, 2-0, 3 HLD, 43.2 IP, 42 H, 22 R, 21 ER, 5 HR, 55 K, 15 BB					JULY: 6 G, 0-0, 10.57 ERA, 7.2 IP, 13 H, 9 R, 9 ER, 2 HR, 5 K, BB									
LAST 10 G: 1-0, SV, 3 GF, 6.75 ERA, 16.0 IP, 16 H, 12 ER, 4 HR, 20 K, 5 BB					VS. MID: 5 G, 0-0, 0.00 ERA, 7.2 IP, 8 H, 7 K, 3 BB, HB									
 Former NWL Pitcher of the week (9/5/2021), which he earned while with High-A Hillsboro.  He will be spending his second season in the yellow city, logging 18 relief appearances with the Soddies in 2022, and posting an 8.49 ERA (28 ER, 29.2 IP).  In 21 appearances since 5/3, holds a 4.19 ERA over 34.1 IP, allowing 16 earned runs on 32 hits with 43 K and 11 walks.														
2023 SPLITS					VS. RHB: .248/.310/.465, 25 H, 5 2B, 3B, 5 HR, 20 RBI, 38 K, 9 BB HOME: 15 G, 1-0, 5.75 ERA, 20.1 IP, 24 H, 13 ER, 3 HR, HBP, 26 K, 5 BB W/ RISP: .196/.281/.326, 9 H, 3 2B, HR, 19 RBI, 15 K, 6 BB					VS. LHB: .270/.333/.349, 17 H, 3 2B, 3B, 4 RBI, 17 K, 6 BB AWAY: 13 G, 1-0, 3.09 ERA, HLD, SV, 23.1 IP, 18 H, 8 ER, 2 HR, 29 K, 10 BB				
					LAST WIN: 6/29/23 vs TUL					LAST LOSS: 6/2/22 vs. MID				
										LAST SAVE: 7/8/23 (1) @ SPR				
#31 JAKE RICE - LHP					2023 HIGHS: IP - 1.1, K - 3, BB - 3, H - 3, R - 5, ER - 5					RECENT APPEARANCES				
HEIGHT: 6'1" WEIGHT: 220 B/T: L/L AGE: 26 (7/19/1997 in Birmingham, AL)														
25 G 2-0 2/2 SV/SVO 25/25 K/BB 10.38 ERA														
OVERALL: 25 G, 2-0, HLD, 7 GF, 21.2 IP, 16 H, 25 ER, 2 HR, 25 K, 25 BB, 7 HB					JULY: 3 G, 0-0, 0.00 ERA, 2.1 IP, H, K, 4 BB									
LAST 10 G: 0-0, 4.00 ERA, HLD, GF, 9.0 IP, 5 H, 4 ER, 2 HB, 7 K, 13 BB					VS. MID: 3 G, 0-0, 5.40 ERA, HLD, GF, 3.1 IP, 2 H, 2 ER, HR, 2 K, BB									
 Made his professional and Low-A debut on 8/18/2021 and tossed 3.2 innings of relief, allowing just one (1) hit and punching out six (6).  In his Double-A and Soddie debut (5/26/2022 @ARK), he tossed 2.0 IP of relief and held the Travelers scoreless while scattering just two (2) hits and one (1) walk.  During his time in Hillsboro in 2022 (4/9-5/22), tied 1st in wins (3) and 2nd in game appearances (11) among qualified club mates.  From 8/12-9/16/2022 (AMA), he held his opponent scoreless in eight (8) out of 10 straight relief appearances (9.2 IP), allowing just four (4) earned runs and punching out 10 in the process (3.91 ERA).														
2023 SPLITS					VS. RHB: .229/.449/.417, 11 H, 3 2B, 2 HR, 15 RBI, 17 K, 15 BB, 5 HB HOME: 14 G, 1-0, 6.57 ERA, 12.1 IP, 9 H, 9 R, 9 ER, HR, 14 K, 13 BB W/ RISP: .346/.561/.538, 9 H, 2 2B, HR, 18 RBI, 8 K, 13 BB, HB					VS. LHB: .172/.415/.207, 5 H, 2B, 5 RBI, 8 K, 10 BB, 2 HB AWAY: 11 G, 1-0, 15.43 ERA, 9.1 IP, 16 ER, 7 H, HR, 11 K, 12 BB, 6 HB				
					LAST WIN: 4/25/23 vs. FRI					LAST LOSS: 8/24/21 vs. RC (A-)				
										LAST SAVE: 5/19/23 @ FRI				
#25 MITCHELL STUMPO - RHP					2023 HIGHS: IP - 2.1, K - 4, BB - 4, H - 4, R - 3, ER - 3					RECENT APPEARANCES				
HEIGHT: 6'2" WEIGHT: 205 B/T: R/R AGE: 26 (6/17/1996 in Raleigh, NC)														
21 G 1-2 -/- SV/SVO 38/27 K/BB 7.33 ERA														
OVERALL: 21 G, 1-2, 2 HLD, 7 GF, 23.1 IP, 23 H, 22 R, 19 ER, 3 HR, 38 K, 27 BB					JULY: 7 G, 0-0, 6.75 ERA, 6.2 IP, 4 H, 5 ER, 14 K, 10 BB, HB									
LAST 10 G: 0-1, 9.00 ERA, 2 GF, 12.0 IP, 12 H, 13 R, 12 ER, 3 HR, 19 K, 13 BB					VS. MID: 4 G, 0-0, 12.27 ERA, 2 GF, 3.2 IP, 3 H, 5 R, 5 ER, 7 K, 6 BB									
 Signed by the Arizona Diamondbacks as a minor league free agent on 7/2/2019 out of Guilford College (Guilford, NC).  In his debut season from 8/8-8/30, appeared in seven straight games (9.0 IP) without allowing a run, conceding just two hits, a plunk and three walks while fanning 12 for a 12.0 K/9 and a 4.0 strikeout to walk ratio.  Last season with Triple-A Reno, he finished the season with a 1.34 WHIP and a 10.6 K/9 (51 K, 43.1 IP)														
2023 SPLITS					VS. RHB: .226/.373/.321, 12 H, HR, 2 2B, 12 RBI, 20 K, 11 BB HOME: 10 G, 1-0, 5.56 ERA, 11.1 IP, 8 H, 7 ER, HR, 19 K, 15 BB W/ RISP: .265/.500/.294, 9 H, 2B, 18 RBI, 16 K, 16 BB					VS. LHB: .289/.491/.500, 11 H, 3B, 2 HR, 10 RBI, 18 K, 16 BB AWAY: 11 G, 0-2, 9.00 ERA, 12.0 IP, 15 H, 15 R, 12 ER, 2 HR, 19 K, 12 BB				
					LAST WIN: 5/31/23 vs. SPR					LAST LOSS: 6/23/23 @ CC				
										LAST SAVE: 4/12/23 vs SAC (AAA)				
#29 RAFFI VIZCAINO - RHP					2023 HIGHS: IP - 2.0, K - 6, BB - 3, H - 2, R - 3, ER - 3					RECENT APPEARANCES				
HEIGHT: 6'0" WEIGHT: 237 B/T: R/R AGE: 27 (12/2/1995 in Sabana Grande, Dominican Republic)														
12 G 0-1 2/3 SV/SVO 19/11 K/BB 7.30 ERA														
OVERALL: 12 G, 0-1, 7 GF, 12.1 IP, 13 H, 12 R, 10 ER, 4 HR, 19 K, 11 BB					JULY: 7 G, 0-1, 9.95 ERA, 4 GF, 1/2 SVO, 6.1 IP, 7 H, 7 ER, 3 HR, 5 K, 6 BB									
LAST 10 G: 0-1, 7.84 ERA, 5 GF, 10.1 IP, 11 H, 11 R, 9 ER, 4 HR, 15 K, 10 BB					VS. MID: 1 G, 0-0, 0.00 ERA, 1.0 IP, H, K, 2 BB									
 Entering his ninth professional season after taking a one year hiatus for the 2022 campaign, professionally debuting back in 2013.  During his debut 2013 season, he posted a 3.80 ERA across 11 game starts (47.1 IP) while punching out 41 batters.  This season will be his first in the yellow city and the third season that he spends time at the Double-A level.  In his most recent season (2021), he logged a 5.40 ERA (24 ER, 40.0 IP) in 32 relief appearances (2 GS).														
2023 SPLITS					VS. RHB: .324/.425/.647, 11 H, 3 HR, 2 2B, 7 RBI, 15 K, 6 BB HOME: 7 G, 0-0, 9.00 ERA, 3 GF, 8.0 IP, 10 H, 10 R, 8 ER, 3 HR, 14 K, 8 BB W/ RISP: .300/.417/.600, 3 H, HR, 4 RBI, 4 K, 2 BB					VS. LHB: .143/.368/.357, 2 H, HR, RBI, 4 K, 5 BB AWAY: 5 G, 0-1, 4.15 ERA, 4 GF, 2/3 SVO, 4.1 IP, 3 H, 2 R, 2 ER, HR, 5 K, 3 BB				
					LAST WIN: 4/28/23 vs SUG (AAA)					LAST LOSS: 7/5/23 @ SPR				
										LAST SAVE: 7/9 @ SPR				

STARTERS:	W/L	Quality	IP	H	R	ER	HR	BB	SO	ERA
	24-27	16	411.1	447	285	263	58	220	390	5.75
RELIEVERS:	W/L	SV/OPP	IP	H	R	ER	HR	BB	SO	ERA
	25-17	22/38	392.2	367	270	240	56	241	460	5.50

**PITCHER STARTS:** Albright (19), Hill (18), Patrick (18), Olivero (17), Bain (7), Tineo (4), Jarvis (3), Solomon (3), Lin (2), Davies (1), Grammes (1)

[illegible]

## TEAM PITCHING

## OVERALL

	W	L	ERA	G	CG	SHO	SV	SVO	IP	H	R	ER	HR	HB	BB	IBB	SO	WHIP	AVG
	49	44	5.63	93	0	5	22	38	804.0	814	555	503	114	54	461	3	850	1.59	.263

**MONTHLY**[illegible]

## HOME VS. ROAD TEAM PITCHING

	W	L	ERA	G	CG	SHO	SV	SVO	IP	H	R	ER	HB	BB	SO	WHIP	AVG
HOME	25	20	6.26	45	0	1	9	14	397.0	428	304	276	25	239	418	1.68	.274
ROAD	24	24	5.02	48	0	4	13	24	407.0	386	251	227	29	222	432	1.49	.251

## PITCHING STREAKS

## CONSECUTIVE SCORELESS INNINGS

PLAYER	LENGTH (IP - DATES)	STREAK STATS
Green	15.1 - 6/3-7/8	12 G, 8 H, 13 K, 4 BB
Hill	14.1 - 7/15-27	3 GS, 6 H, 13 K, 4 BB
Saalfrank	12.1 - 5/4-5/30	9 G, 3 H, 18 K, 5 BB, HB
Patrick	11.1 - 5/21-6/3	3 GS, 3 H, 12 K, 4 BB
Backhus	10.2 - 5/18-6/11	9 G, 10 H, 14 K, 4 BB, HB
Pope	10.1 - 5/26-6/20	7 G, 4 H, 13 K, 2 BB, HB
<b>Patrick</b>	<b>10.0 - 7/19-25</b>	<b>2 GS, 8 K, 5 H, 2 BB</b>
Backhus	9.1 - 4/12-5/6	8 G, 4 H, 12 K, 2 BB
Hill	7.1 - 4/8-4/15	2 GS, 6 H, 9 K, 4 BB, HBP
Lin	6.2 - 7/16-22	2 GS, 2 H, 8 K, 2 BB
<b>Lin</b>	<b>6.1 - 7/22</b>	<b>1 GS, 3 H, 6 K, HBP</b>
Goddard	6.0 - 4/26-5/9	4 G, 8 K, H
Workman	5.2 - 5/4-5/17	4 G, 4 H, 8 K, BB
Jarvis	5.1 - 4/13-4/19	2 GS, 9 K, 4 BB

## CONSECUTIVE SCORELESS APPEARANCES

PLAYER	LENGTH - DATES	STREAK STATS
Green	12 G, 6/3-7/8	8 H, 13 K, 4 BB, 58 BF
Backhus	9 G - 5/18-6/11	10 H, 14 K, 4 BB, HB
Saalfank	8 G - 5/7-5/30	3 H, 17 K, 5 BB, HB
Pope	6 G - 5/26 - 6/16	4 H, 11 K, 35 BF
Backhus	6 G - 4/15-5/3	2 H, 2 BB, 9 K
<b>Backhus</b>	<b>4 G, 7/8-23</b>	<b>3 H, 4 K, 5 BB</b>
<b>Grammes</b>	<b>4 G, 7/15-26</b>	<b>6 H, 10 K, 2 BB, HBP</b>
Rice	4 G, 6/3-15	H, 3 K, 2 BB, HB
<b>Rice</b>	<b>3 G, 7/16-23</b>	<b>H, K, 4 BB</b>
Grammes	3 G, 6/28-7/5	2 H, 4 K, 3 BB
Montes De Oca	3 G, 7/9-20	3 H, 3 K, BB
Montes De Oca	3 G, 6/8-30	2 K, 2 BB
Otanez	3 G, 6/21-29	7 K, 3 BB
Pope	3 G, 5/10-19	6 H, 6 K, BB

## EJECTIONS

PLAYER/COACH	DATE/LOCATION	UMPIRE	REASON
Shawn Roof	4/30, HODGETOWN vs. FRI	HP Jarrod Moehlmann	Arguing call
Shawn Roof	5/20, Riders Field @ FRI	3B Steven Rios Jr.	Arguing call
Shawn Roof	6/9, Momentum Bank Ballpark @ MID	3B Sean Sparling	Checked swing
Jamison Hill	6/18, HODGETOWN vs SA	1B Steven Rios Jr.	Words
Shawn Roof	6/18, HODGETOWN, vs SA	HP Malcom Smith	Arguing call
Juan Centeno	6/30, HODGETOWN, vs TUL	HP Jarrod Moehlmann	Arguing call

## AWARDS

PLAYER/COACH	AWARD	DATES	STATS
Bryce Jarvis	TEX Pitcher of the Week	4/17-4/23/2023	W, 5.0 IP, 0 H, 8 K, 4 BB
Ryan Bliss	Texas League Player of the Month	April	.410 AVG (34-for-83), 2 HR, 14 RBI, 17 R, 18 G
Chad Patrick	TEX Pitcher of the Week	5/22-5/28/2023	W, 7.0 IP, 2 H, 6 K, 2 BB
Ryan Bliss	Texas League Player of the Month	May	.361 AVG (35-for-97), 5 HR, 13 RBI, 21 R, 23 G
Andrew Saalfrank	Amarillo Player of the Month	May	9 C, 1-0, 1.42 ERA, 12.2 IP
Ryan Bliss	Amarillo Player of the Month	May	.361 AVG (35-for-97), 5 HR, 13 RBI, 21 R, 23 G
Caleb Roberts	TEX Player of the Week	6/28-7/2	.438 (7-for-16) 3 HR, 2 2B, 4 RBI, 3 BB, 1.675 OPS

## 2023 MILESTONES ON THE HORIZON

NAME	MILESTONE	TO MEET
Austin Pope	250 Career Strikeouts	1
Kyle Backhus	150 Career Strikeouts	1
Chad Patrick	150 Career Strikeouts	6

## 2023 MILESTONES REACHED

NAME	MILESTONE	DATE
Luke Albright	150 Career IP	4/7 @ FRI
Ryan Bliss	150 Career Hits	4/14 vs. CC
A.J. Vukovich	150 Career RBI	4/16 vs. CC
Tim Tawa	150 Career Hits	4/16 vs. CC
A.J. Vukovich	150 Career RBI	4/16 vs. CC
Andrew Saalfrank	100 Career Strikeouts	4/20 @ NWA
Jamison Hill	150 Career Strikeouts	4/21 @ NWA
Austin Pope	200 Career Strikeouts	4/21 @ NWA
Austin Pope	200 Career IP	6/24 @ CC
Devison De Los Santos	150 Career RBI	4/26 vs. FRI
Jackson Goddard	150 Career Strikeouts	4/28 vs. FRI
Deyni Olivero	400 Career IP	4/29 vs. FRI
Tristin English	250 Career Hits	4/29 vs. FRI
Adrian Del Castillo	100 Career Hits	4/30 vs. FRI
A.J. Vukovich	250 Career Hits	5/4 @ CC
Michel Otanez	250 Career Strikeouts	5/17 @ FRI
Ryan Bliss	200 Career Hits	5/28 @ SA
Ryan Bliss	100 Career RBI	6/17 vs SA
Kyle Backhus	100 Career IP	6/1 vs. SPR
Deyni Olivero	300 Career Strikeouts	6/3 (2) vs. SPR
Jordan Lawlar	150 Career Hits	6/3 (1) vs. SPR
Josh Green	250 Career Strikeouts	6/14 vs SA
Jeff Bain	500 Career Strikeouts	7/3 (2) vs TUL
Tim Tawa	Most Single-Season HR	14, 7/15 vs FRI
Caleb Roberts	Most Single-Season HR	10, 7/15 vs FRI
Jordan Lawlar	100 Career RBI	7/16 vs FRI
A.J. Vukovich	Most Single-Season HR	18, 7/22 vs WCH
Seth Beer	450 Career MiLB Hits	7/22 vs WCH

## SOD POODLES vs. LEAGUE IN 2023 (REGULAR SEASON)

NORTH DIVISION	OVERALL	HOME	AWAY	SOUTH DIVISION	OVERALL	HOME	AWAY
Arkansas	0-0	0-0	0-0	Corpus Christi	8-10	3-3	5-7
NW Arkansas	3-3	0-0	3-3	Frisco	9-9	5-4	4-5
Springfield	7-5	4-2	3-3	Midland	9-6	2-4	7-2
Tulsa	5-1	5-1	0-0	San Antonio	4-8	2-4	2-4
Wichita	4-2	4-2	0-0	---			

## SOD POODLES vs. LEAGUE ALL-TIME (REGULAR SEASON)

NORTH DIVISION	OVERALL	HOME	AWAY	SOUTH DIVISION	OVERALL	HOME	AWAY
Arkansas	11-14	6-6	5-8	Corpus Christi	49-47	23-17	26-30
NW Arkansas	18-14	8-5	10-9	Frisco	46-49	27-26	19-23
Springfield	20-17	10-8	10-9	Midland	54-42	26-23	28-19
Tulsa	22-22	13-12	9-10	San Antonio	27-29	12-12	15-17
Wichita	14-10	7-5	7-5	---			



## SOD POODLES OFFENSE

**Most Runs, Game:** 15 (7/3 (2) vs TUL)  
**Most Runs, Inning:** 7 (5x: Last: 6/29 vs. TUL, 1st inning)  
**Most Hits, Game (Team):** 18 (3x: Last: 6/8 @ MID)  
**Most Hits, Game (Indiv.):** 4 (3x: Last: Beer, 6/8 @ MID)  
**Fewest Hits, Game:** 2 (3x: Last: 5/18 @ FRI)  
**Most Hits, Inning:** 8 (5/5 @ CC, 3rd inning)  
**Most HRs, Game (Team):** 5 (3x, Last: 7/15 vs FRI)  
**Most HRs, Game (Indiv.):** 3 (Vukovich, 7/3 (1) vs TUL)  
**Most HR, Inning (Team):** 3 (2x, Last: 7/1 vs TUL, 6th inning)  
**Most SBs, Game (Team.):** 9 (7/1 vs. TUL)  
**Most SBs, Game (Indiv.):** 3 (3x, Last: Bliss, 7/3 (1) vs TUL)  
**Grand Slams:** 3 (Last: Tawa, 7/9 @ SPR)  
**Most Runners LOB, Team:** 14 (2x, Last: 7/4 @ SPR)  
**Most Runs Combined (Two Teams):** 23 (4x: Last: 6/10 @ MID)  
**Most Hits Combined (Two Teams):** 33 (4/12 vs. CC)  
**Most Home Runs During Series (Two Teams):** 31 (6/28-7/3 vs. TUL)  
**Most Runs To Overcome Deficit:** 10 (4/26 vs. FRI)

## SOD POODLES DEFENSE

**Most Errors, Team:** 4 (2x, Last: 5/23 @ SA)  
**Most Errors, Individual:** 2 (Lawlar, 5/23 @ SA)  
**Most Double Plays:** 3 (2x, Last: 7/18 vs. WCH)

## SOD POODLES PITCHING

**Most Ks, Team (9 innings):** 14 (5/19 @ FRI)  
**Most Ks, Team (extra innings):** 16 (6/30 vs TUL (13)  
**Most Walks, Team:** 11 (2x: Last: 5/26 @ SA)  
**Shutouts:** 5 (Last: 7/16 vs FRI)  
**Complete Games (9 IP):** --  
**Complete Games (7 IP):** --  
**Complete Game Shutout, Individual:** --  
**Complete Game Shutout (9.0 IP) Individual:** --  
**Longest Start:** 7.0 IP (4x, Last: Lin, 7/22 vs WCH)  
**Longest Relief Appearance:** 3.1 IP (2x: Last: Workman, 4/26 vs. FRI)  
**Most Ks, Individual:** 8 (7x: Last: Lin, 7/16 vs FRI)  
**Most Walks, Individual:** 6 (2x: Last: Olivero, 5/23 @ SA)

## OPPONENTS OFFENSE

**Most Runs, Game:** 16 (2x: Last: 5/11 vs. MID)  
**Most Runs, Inning:** 8 (2x: Last: 5/17 @ FRI, 5th inning)  
**Most Hits, Game (Team):** 19 (5/11 vs. MID)  
**Most Hits, Game (Indiv.):** 5 (2x: Last: Calabuig, 5/11 vs. MID)  
**Fewest Hits, Game:** 2 (3x: Last: 5/27 @ SA)  
**Most Hits, Inning:** 7 (2x, Last: 6/20 @ CC)  
**Most HRs, Game (Team):** 5 (2x, Last: 7/3 (2) vs. TUL)  
**Most HRs, Game (Indiv.):** 3 (Rave, 4/18 @ NWA)  
**Most SBs, Game (Indiv.):** 3 (Acuña, 4/30 vs. FRI)  
**Grand Slams Against:** 5 (Last: Hicks, 5/20 @ FRI)  
**Most Runners LOB, Team:** 14 (5/26 @ SA)  
**Most Runs To Overcome Deficit:** 6 (5/20 @ FRI)

## OPPONENTS PITCHING

**Most Ks Team (9 innings):** 17 (6/14 vs SA)  
**Most Ks, Team (extra innings):** 15 (6/30 vs TUL)  
**Most Walks, Team:** 12 (6/20 @ CC)  
**Most Ks, Individual:** 10 (Leiter, 5/17 @ FRI)  
**Most Walks, Individual:** 5 (3x, Last: Martinez, J, 7/9 @ SPR)

## OPPONENTS DEFENSE

**Most Errors, Team:** 3 (5x, Last: 7/4 @ SPR)  
**Most Errors, Individual:** 3 (Whitcomb, 4/12 vs. CC)  
**Most Double Plays:** 3 (6/8 @ MID)

## MISCELLANEOUS

**Longest Home Game Time (9 innings):** 3:36 (6/15 vs. SA)  
**Shortest Home Game Time (9 innings):** 2:08 (7/21 vs. WCH)  
**Longest Road Game Time (9 innings):** 3:13 (5/5 @ CC)  
**Shortest Road Game Time (9 innings):** 2:05 (5/2 @ CC)  
**Longest Game Time (7 innings):** 2:32 (5/14 (2) vs. MID)  
**Shortest Game Time (7 innings):** 1:39 (6/3 (2) vs. SPR)  
**Longest Extra-Inning Game:** 3:42 (6/30 vs TUL)  
**Longest Game (Innings):** 13 (6/30 vs TUL)  
**Longest Game Delay (Home):** 0:40, 5/31 vs. SPR (rain)  
**Longest Game Delay (Road):** 1:53, 5/19 @ FRI (rain)  
**Highest Attendance (Home):** 7,588 (7/3 vs. TUL)  
**Highest Attendance (Road):** 10,019 (5/16 @ FRI)  
**Lowest Attendance (Home):** 3,231 (4/25 vs. FRI)  
**Lowest Attendance (Road):** 2,190 (6/11 @ MID)

# LAST TIME IT HAPPENED - 2023

## SOD POODLES (INDIVIDUAL)

**Perfect Game:**  
**No-Hitter (Individual):**  
**No-Hitter (Combined):**  
**No-Hitter (7-Inning):**  
**1-Hitter (Individual):**  
**1-Hitter (Combined):**  
**2-Hitter (Individual):**  
**2-Hitter (Combined):** 3x: Last: 5/27 @ SA, Patrick/Saalfank  
**3-Hitter (Combined):** 7x: Last: 7/16 vs FRI, Lin/Pope/Rice/Backhus  
**3-Hitter (Individual):**  
**Complete Game Shutout (9 Inning):**  
**Complete Game Shutout (7 Inning):**  
**10 or more strikeouts (P):**  
**Four (4) Hits:** 3x, Last: Seth Beer (6/8 @ MID)  
**Five (5) Hits:**  
**Six (6) Hits:**  
**Three (3) Doubles:**  
**Four (4) Doubles:**  
**Two (2) Triples:**  
**Two HR Game:** 5x, Last: Melendez (7/23 vs WCH)  
**Three HR Game:** Vukovich (7/3 (1) vs TUL)  
**Grand Slam (Home):** 2x, Last: Roberts (7/3 (2) vs. TUL)  
**Grand Slam (Road):** Tawa (7/9 @ SPR)  
**Inside-The-Park HR:** Lawlar (7/3 (1) vs TUL)  
**Back-To-Back HRs:** 6x: Last: Roberts/Melendez (7/23 vs. WCH)  
**Back-To-Back-To-Back HRs:**  
**HR, Both Sides of the Plate:**  
**Hitting for the Cycle:**

**HR in 2 straight games:** 18x: Last: Vukovich (7/21-22 vs WCH)  
**HR in 3 straight games:** 2x, Last: Castillo (7/15-16 vs FRI, 7/18 vs WCH)  
**HR in 4 straight games:** Roberts (6/30-7/3 vs TUL)  
**Triple in 2 straight games:**  
**Five (5) RBI:** 3x, Last: Vukovich (7/22 vs WCH)  
**Seven (7) RBI:** Vukovich (7/3 (1) vs TUL)  
**Three Runs:** 15x: Last: Melendez (7/18 vs WCH)  
**Four Runs:** 4x, Last: Vukovich (7/3 (1) vs TUL)  
**Five Runs:**  
**Two Stolen Bases:** 10x: Last: Lawlar (7/3 (1) vs TUL)  
**Three Stolen Bases:** 3x, Last: Bliss (7/3 (1) vs TUL)  
**Four Stolen Bases:**  
**Steal of home (straight):**  
**Steal of home (double steal):** 2x, Last: Bliss/Lawlar, 6/22 @ CC  
**Four (4) Walks:** Roberts (5/31 vs. SPR)  
**Five (5) Walks:**  
**10 Total Bases in a game:** Vukovich (12, 7/3 (1) vs TUL)

## SOD POODLES TEAM

**20 Runs, Game:**  
**20 Hits, Game:**  
**10+ Runs, Inning:**  
**Back-to-back 15-hit games:**  
**Everyone in order gets a hit:** 7x: Last: 7/3 (1) vs TUL  
**Everyone in order scores a run:** 5/5 @ CC  
**Only player in order to get a hit:**  
**15+ Strikeouts, Game (Batting):** 2x, Last: 6/30 vs TUL (15)  
**Triple Play:**  
**Winning Streak:** 7 (6/6-6/13)  
**Losing Streak:** 4 (2x: Last: 5/23-5/26)



# HIGHS & LOWS - ALL TIME



## SOD POODLES OFFENSE

**Most Runs, Game:** 20 (9/11/21 vs. TUL)  
**Most Runs, Inning:** 11 (6/11/22 vs. FRI, 8th inning)  
**Most Hits, Game:** 24 (9/11/21 vs. TUL)  
**Most Hits, Game (Indiv.):** 5 (3x: Last: Barrosa, 7/22 @ MID)  
**Fewest Hits, Game:** 0 (5/26/22 @ ARK)  
**Most HRs, Game (Team):** 7, (6/5/21 @ FRI)  
**Most HRs, Game (Indiv.):** 3, 2x, Last: Vukovich (7/3/23 (1) vs TUL)  
**Grand Slams:** 14 (Last: Tawa, 7/9 @ SPR, 3rd inning)  
**Most SBs, Game (Team.):** 9 (7/1/23 vs. TUL)  
**Most SBs, Game (Indiv.):** 3 (8x: Last: Bliss, 7/3/23 (1) vs. TUL)  
**Most Runners LOB, Team:** 14 (5x: Last: 7/4/23 @ SPR)  
**Most Runs Combined (Two Teams):** 33 (4/12/23 vs. CC)  
**Most Hits Combined (Two Teams):** 37 (2x: Last: 4/23/22 vs SA)  
**Most Home Runs During Series (Two Teams):** 34 (9/7-12/21 vs. TUL)  
**Most Runs To Overcome Deficit:** 10 (4/26/23 vs. FRI)

## SOD POODLES DEFENSE

**Most Errors, Team:** 5 (6/19/21 vs. MID)  
**Most Errors, Individual:** 2 (26x: Last: Lawlar, 5/23/23 @ SA)  
**Most Ground Into Double Plays:** 4 (2x: Last: 9/17/21 vs. FRI)

## SOD POODLES PITCHING

**Most Ks, Team (9 innings):** 17 (2x: Last: 5/9/21 @ TUL)  
**Most Ks, Team (extra innings):** 19 (5/11/19 @ CC)  
**Most Walks, Team:** 12 (8/27/22 @ CC)  
**Shutout:** 25x: Last: 7/16/23 vs FRI  
**Last Complete Game (9 IP):** --  
**Last Complete Game (7 IP):** Nelson (G1, 9/1/21 @ SA)  
**Last Complete Game (5 IP):** Walston (7/29/22 vs. CC)  
**Last Complete Game Shutout:** Frias (8/1/21 vs. SA (7))  
**Longest Start:** 8.0 IP (Cecconi, 6/8/22 vs FRI)  
**Longest Relief Appearance:** 3.1 IP (4x, last: Workman, 4/26 vs FRI)  
**Most Ks, Individual:** 12 (4x: Last: Pfaadt: 6/23/22 @ CC)  
**Most Walks, Individual:** 7 (Nelson, 7/6/21 @ SA)



# LAST TIME IT HAPPENED - ALL TIME

## SOD POODLES (INDIVIDUAL)

**Perfect Game:**  
**No-Hitter (Individual):**  
**No-Hitter (Combined):**  
**No-Hitter (7-Inning):** 2x: Tabor, 7/11/21 @ SA; Frias, 8/1/21 vs. SA  
**1-Hitter (Individual):** 7/29/22 (Walston, 5-inning game)  
**1-Hitter (Combined):** 2x: Last: 4/16/22 (Jarvis, Weiss - 7 inning game)  
**2-Hitter (Individual):**  
**2-Hitter (Combined):** 5x: Last: 5/27/23 @ SA, Albright/Saalfrank  
**3-Hitter (Combined):** 22x: Last: 7/16/23 vs FRI, Lin/Pope/Rice/Backhus  
**3-Hitter (Individual):**  
**Complete Game Shutout (9 Inning):**  
**Complete Game Shutout (7 Inning):** 2x: Tabor, 7/11/21 @ SA; Frias, 8/1/21 vs. SA  
**10 or more strikeouts:** 14x, Last: Walston (7/29/22 vs. CC)  
**Four (4) Hits:** 31x: Last: Beer (6/8/23 @ MID)  
**Five (5) Hits:** 3x: Last: Cedenio (8/18/22 @ MID)  
**Six (6) Hits:**  
**Three (3) Doubles:** 3x: Last: Carroll, (4/23/22 vs SA)  
**Four (4) Doubles:**  
**Two (2) Triples:**  
**Two HR Game:** 34x: Last: Melendez (7/23/23 vs. WCH)  
**Three HR Game:** 2x, Last: Roberts, 7/3/23 (2) vs TUL)  
**Grand Slam (Home):** 11x: Last: Roberts, 7/3/23 (2) vs. TUL)  
**Grand Slam (Road):** 3x: Last: Tawa, 7/9/23 @ SPR  
**Inside-The-Park HR:** 5x: Last: Vukovich (7/3/23 (1) vs TUL)  
**Back-To-Back HRs:** 22x: Last: Roberts/Melendez (7/23/23 vs. WCH)  
**Back-To-Back-To-Back HRs:**  
**B-2-B-2-B-2-B HRs:** 9/11/21 vs. TUL - Garrett/Kennedy/Fletcher/Canzone (3rd inning)  
**HR, Both Sides of the Plate:** 3x: Last: Stankiewicz (7/15/22 vs SA)  
**Hitting for the Cycle:**

## OPPONENTS OFFENSE

**Most Runs, Game:** 21 (2x: Last: 9/2/22 vs. FRI)  
**Most Runs, Inning:** 11 (9/2/22 vs. FRI, 5th inning)  
**Most Hits, Game (Team):** 23 (9/2/22 vs. FRI)  
**Most Hits, Game (Indiv.):** 6 (Guldborg, 4/10/22 vs MID)  
**Fewest Hits, Game:** 0 (2x: Last: 8/1/21 vs. SA - Frias no-hitter)  
**Most HRs, Game (Team):** 9 (Last: 5/17/22 vs. TUL)  
**Most HRs, Game (Indiv.):** 4 (Chandler Redmond, 8/10/22 vs SPR)  
**Most SBs, Game (Indiv.):** 3 (Acuña, 4/30/23 vs. FRI)  
**Grand Slams:** 23 (Last: Hicks, 5/20/23 @ FRI, off Hill, 5th inning)  
**Most Runners LOB, Team:** 16 (4/10/22 vs. MID)  
**Most Runs To Overcome Deficit:** 10 (7/18/21 @ MID)

## OPPONENTS PITCHING

**Most Ks Team (9 innings):** 17 (3x: Last: 6/14/23 vs SA)  
**Most Ks, Team (extra innings):** 19 (5/11/19 @ CC, 10)  
**Most Walks, Team:** 12 (6/20 @ CC)  
**Shutout:** 21x: Last: 4/22/23 @ NWA  
**Last Complete Game:** Jones (5/26/22 (2) @ ARK)  
**Last Complete Game Shutout (7 IP):** Jones (5/26/22 (2) @ ARK)  
**Most Ks, Individual:** 14 (Dustin May, 6/22/19 @ TUL)  
**Most Walks, Individual:** 7 (Robaina, 7/31/22 vs. CC)

## OPPONENTS DEFENSE

**Most Errors, Team:** 4 (5x: Last: 7/22/22 @ MID)  
**Most Errors, Individual:** 3 (3x: Last: Whitcomb, 4/12/23 vs. CC)  
**Most Ground Into Double Plays:** 4 (2x: Last: 9/14/22 @ SA)

## MISCELLANEOUS

**Longest Home Game Time (9 innings):** 4:08 (9/11/21 vs. TUL)  
**Shortest Home Game Time (9 innings):** 2:01 (6/8/22 vs FRI)  
**Longest Road Game Time (9 innings):** 3:34 (7/29/19 @ NWA)  
**Shortest Road Game Time (9 innings):** 1:50 (8/21/22 @ MID)  
**Longest Game Time (7 innings):** 2:36 (9/1/21 @ SA)  
**Shortest Game Time (7 innings):** 1:29 (5/26/22 (2) @ ARK)  
**Longest Extra-Inning Game:** 4:08 (4/22/22 vs. SA, 11)  
**Longest Game (Innings):** 13 (6/30/23 vs TUL)  
**Longest Game Delay (Home):** 3:15 (5/18/21 vs. MID)  
**Longest Game Delay (Road):** 1:53 (5/19/23 @ FRI)  
**Highest Attendance (Home):** 7,588 (7/3/23 vs. TUL)  
**Highest Attendance (Road):** 10,366 (5/18/19 @ FRI)  
**Lowest Attendance (Home):** 3,851 (6/1/22 vs. MID)  
**Lowest Attendance (Road):** 1,906 (8/17/22 @ MID)  
**Largest Margin of Victory:** 15 (19-4, 6/9/21 vs. CC)  
**Largest Margin of Defeat:** 19 (21-2, 9/2/22 vs. FRI)

## SOD POODLES TEAM

**20 Runs, Game:** 20, 9/11/21 vs. TUL  
**20 Hits, Game:** 5x: Last: 20, 8/18/22 @ MID  
**10+ Runs, Inning:** 2x: Last: 6/11/22 vs. FRI (11, 8th inning)  
**Back-to-back 15-hit games:** 2x: Last: 4/22-4/23/22 vs. SA  
**Everyone in order gets a hit:** 33x: Last: 7/3/23 (1) vs. TUL  
**Everyone in order gets multiple-hits:** 5/8/22 vs. MID  
**Everyone in order scores a run:** 7x: Last: 5/5/23 @ CC  
**Only player in order to get a hit:** 4x: Last: Diaz, G1, 9/1/21 @ SA  
**15+ Strikeouts, Game (Batting):** 18x: Last: 6/30/23 vs TUL (15)  
**Triple Play:**  
**Winning Streak:** 7 (6/6-13/23)  
**Losing Streak:** 7 (7/30-8/6/22)



DATE	NO	TRANSACTION
4/7	1	INF Camden Duzenack reinstated from the Dev.List, transferred to AMA.
4/11	2	RHP Josh Green reinstated from the Dev. List, assigned to AMA.
4/11	3	RHP Jackson Goddard placed on the Dev. List.
4/12	4	LHP Joe Mantiply assigned to AMA on MLB Rehab Assignment.
4/14	5	INF Camden Duzenack transferred to RNO.
4/18	6	LHP Joe Mantiply recalled from MLB Rehab Assignment to ARI.
4/18	7	RHP Jackson Goddard reinstated from Dev.List, assigned to AMA.
4/20	8	OF Caleb Roberts placed on AMA IL.
4/21	9	RHP Raffi Vizcaino transferred from AMA to RNO.
4/21	10	INF Jonathan Guzman transferred to AMA from HIL.
4/21	11	LHP Hugh Fisher transferred to AMA from HIL.
4/22	12	RHP Michel Otanez placed on AMA IL.
4/25	13	RHP Byrce Jarvis transferred from AMA to RNO.
4/25	14	LHP Dillon Larsen transferred to AMA from HIL.
4/25	15	RHP Marcos Tineo transferred to AMA from HIL.
5/2	16	RHP Mitchell Stump transferred to AMA from RNO.
5/2	17	LHP Dillon Larsen transferred from AMA to HIL.
5/5	18	INF Tristin English transferred from AMA to RNO.
5/5	19	INF Kevin Vicuña signed by ARI, assigned to AMA.
5/7	20	INF Jonathan Guzman placed on AMA IL.
5/8	21	INF Jarrod Watkins transferred to AMA from HIL.
5/10	22	RHP Josh Green placed on AMA IL.
5/13	23	RHP Michel Otanez reinstated from AMA IL.
5/14	24	INF Neyfy Castillo placed on AMA IL.
5/16	25	OF Caleb Roberts reinstated from AMA IL.
5/16	26	RHP Endrys Briceno transferred to AMA from RNO.
5/16	27	RHP Marcos Tineo released.
5/19	28	INF Camden Duzenack reinstated from RNO IL, transferred to AMA.
5/19	29	LHP Hugh Fisher placed on Dev. List.
5/20	30	RHP Zach Davies assigned to AMA on MLB Rehab.
5/23	31	INF Neyfy Castillo reinstated from IL.
5/23	32	INF Seth Beer reinstated from Dev. List, transferred to AMA.
5/23	33	INF Kevin Vicuña placed on Dev. List.
5/23	34	INF Jarrod Watkins released.
5/25	35	RHP Endrys Briceno transferred from AMA to RNO.
5/25	36	RHP Conor Grammes transferred to AMA from HIL.
5/26	37	RHP Michel Otanez transferred from AMA to RNO.
5/26	38	LHP Hugh Fisher reinstated from Dev. List.
6/1	39	RHP Josh Green reinstated from IL
6/1	40	LHP Hugh Fisher placed on Dev. List
6/13	41	RHP Christian Montes De Oca placed on IL
6/20	42	RHP Blake Workman released
6/20	43	LHP Andrew Saalfank transferred from AMA to RNO
6/20	44	RHP Michel Otanez transferred to AMA from RNO
6/20	45	RHP Peter Solomon transferred to AMA from RNO
6/21	46	INF Kevin Vicuña transferred from AMA to HIL
6/24	47	RHP Jackson Goddard placed on AMA IL
6/26	48	RHP Gerald Ogando transferred to AMA from HIL
6/29	49	RHP Raffi Vizcaino reinstated from RNO IL, transferred to AMA
6/29	50	RHP Christian Montes De Oca reinstated from IL
6/29	51	LHP Jake Rice placed on Dev. List
7/1	52	INF Kevin Vicuña transferred to AMA from HIL
7/1	53	INF Deyvion De Los Santos placed on the Dev. List
7/7	54	INF Julio Carrion transferred to AMA from VIS
7/7	55	INF Ryan Bliss placed on Temp. Inactive List
7/7	56	INF Jordan Lawlar placed on Temp. Inactive List
7/9	57	RHP Deyni Olivero placed on Dev. List
7/13	58	INF Jordan Lawlar reinstated from Temp. Inactive List
7/13	59	C J.J. D'Orazio transferred to AMA from HIL
7/13	60	LHP Yu-Min Lin transferred to AMA from HIL
7/13	61	LHP Will Mabrey transferred to AMA from HIL
7/13	62	INF Ivan Melendez transferred to AMA from HIL

[illegible][illegible]

Game	Date	Opponent	W/L	Winning Pitcher	Losing Pitcher	Save	Record	Standing	Attendance	TOG
1	4/6	@ FRI	L, 12-4	Anderson, G (1-0)	Jarvis, B (0-1)	-	0-1	T-2nd (-1.0)	8,320	2:28
2	4/7	@ FRI	W, 3-1	Albright, L (1-0)	Krauth, N (0-1)	Backhus, K (1)	1-1	T-1st (+0.5)	8,655	2:16
3	4/8	@ FRI	W, 5-3	Rice, J (1-0)	Starr, N (0-1)	Vizcaino, R (1)	2-1	T-1st (+1.0)	9,030	2:57
4/9-10		OFF								
4	4/11	CC	L, 5-4	Melendez, J (1-0)	Patrick, C (0-1)	Macuare, A (1)	2-2	T-2nd (-1.0)	5,452	2:26
5	4/12	CC	W, 13-10	Mantiply, J (1-0)	Robaina, J (0-1)	-	3-2	T-1st (+1.0)	4,093	3:16
6	4/13	CC	W, 5-2	Jarvis, B (1-1)	Cobos, F (0-1)	Montes De Oca, C (1)	4-2	1st (+1.0)	4,547	2:39
7	4/14	CC	L, 13-10	Sprinkle, J (1-0)	Albright, L (1-1)	-	4-3	T-1st (+1.0)	6,417	2:54
8	4/15	CC	W, 5-3	Mantiply, J (2-0)	Gordon, C (0-2)	Backhus, K (2)	5-3	1st (+1.0)	6,146	2:28
9	4/16	CC	L, 11-5	Melendez, J (2-0)	Patrick, C (0-2)	-	5-4	T-1st (+1.0)	5,187	2:54
4/17		OFF								
10	4/18	@ NWA	L, 16-6	Del Rosario, Y (1-0)	Olivero, D (0-1)	-	5-5	T-1st (+1.0)	2,399	2:40
11	4/19	@ NWA	W, 5-0	Jarvis, B (2-1)	Veneziano, A (1-1)	-	6-5	T-1st (+1.0)	2,792	2:29
12	4/20	@ NWA	W, 3-2 (10)	Otanez, M (1-0)	Biasi, D (1-1)	Rice, J (1)	7-5	1st (+0.5)	3,751	3:08
13	4/21	@ NWA	L, 5-0	Hoffmann, A (2-1)	Hill, J (0-1)	-	7-6	T-1st (+1.0)	4,690	2:26
14	4/22	@ NWA	L, 5-0	Marsh, A (1-0)	Patrick, C (0-3)	-	7-7	T-1st (+3.0)	4,856	2:14
15	4/23	@ NWA	W, 6-2	Saalfrank, A (1-0)	Way, B (0-2)	-	8-7	T-1st (+0.5)	4,640	2:48
4/24		OFF								
16	4/25	FRI	W, 9-7	Rice, J (2-0)	Starr, N (1-2)	Backhus, K (3)	9-7	T-1st (+1.0)	3,231	2:34
17	4/26	FRI	W, 12-11 (10)	Workman, B (1-0)	Church, M (0-1)	-	10-7	1st (+1.0)	3,275	3:24
18	4/27	FRI	L, 5-1	Roby, T (1-2)	Bain, J (0-1)	-	10-8	1st (+0.5)	6,239	2:38
19	4/28	FRI	L, 12-6	Speas, A (1-0)	Patrick, C (0-4)	-	10-9	2nd (-0.5)	4,393	2:55
20	4/29	FRI	W, 11-4	Olivero, D (1-1)	Leiter, J (0-2)	-	11-9	1st (+0.5)	5,928	2:38
21	4/30	FRI	L, 12-7	Church, M (1-1)	Tineo, M (0-1)	-	11-10	T-1st (+0.5)	5,125	2:53
5/1		OFF								
22	5/2	@ CC	L, 3-1	Robaina, J (1-2)	Fisher, H (0-1)	-	11-11	T-2nd (-1.0)	2,774	2:05
23	5/3	@ CC	W, 3-0	Pope, A (1-0)	Kouba, R (1-1)	Backhus, K (4)	12-11	T-1st (+1.5)	2,401	2:15
24	5/4	@ CC	L, 6-1	Gordon, C (2-2)	Patrcik, C (0-5)	-	12-12	T-2nd (-1.0)	3,678	2:11
25	5/5	@ CC	W, 12-8	Goddard, J (1-0)	Plumlee, P (0-1)	-	13-12	T-1st (+2.5)	4,651	3:13
26	5/6	@ CC	L, 12-7	VanWey, L (1-0)	Tineo, M (0-2)	-	13-13	T-2nd (-1.0)	4,327	2:49
27	5/7	@ CC	L, 5-4	Arrighetti, S (2-2)	Albright, L (1-2)	McDonald, C (1)	13-14	T-2nd (-2.0)	4,726	2:28
5/8		OFF								
28	5/9	MID	L, 11-9	Supak, T (2-0)	Hill, J (0-2)	-	13-15	2nd (-3.0)	6,284	2:47
29	5/10	MID	W, 6-3	Saalfrank, A (2-0)	Salinas, R (1-2)	-	14-15	2nd (-2.0)	4,495	2:20
30	5/11	MID	L, 16-6	Pérez, F (1-0)	Olivero, D (1-2)	-	14-16	2nd (-3.0)	5,363	2:56
31	5/12	MID	L, 6-1	Cushing J (1-0)	Tineo, M (0-3)	-	14-17	3rd (-4.0)	7,165	2:27
	5/13	MID	PPD							
32	5/14(1)	MID	W, 10-1	Albright, L (2-2)	Ginn, J (0-2)	-	15-17	-	0	1:40
33	5/14(2)	MID	L, 13-1	Tomioka, S (1-0)	Hill, J (0-3)	-	15-18	3rd (-4.0)	4,621	2:32
5/15		OFF								
34	5/16	@ FRI	L, 3-2	Church, M (2-2)	Goddard, J (1-1)	Starr, N (1)	15-19	3rd (-4.0)	10,019	2:30
35	5/17	@ FRI	L, 10-4	Leiter, J (2-2)	Olivero, D (1-3)	-	15-20	T-4th (-4.0)	2,890	2:27
36	5/18	@ FRI	L, 7-1	Garcia, R (1-3)	Bain, J (0-2)	-	15-21	5th (-4.0)	3,480	2:13
37	5/19	@ FRI	W, 2-1	Albright, L (3-2)	White, O (1-1)	Rice, J (2)	16-21	T-4th (-4.0)	5,943	2:24 (1:53)
38	5/20	@ FRI	L, 8-7 (10)	Kelly, A (2-0)	Stumpo, M (0-1)	-	16-22	T-4th (-5.0)	7,070	3:26
39	5/21	@ FRI	W, 3-1	Patrick, C (1-5)	Church, M (2-3)	Montes De Oca, C (2)	17-22	T-4th (-5.0)	6,306	2:32
5/22		OFF								
40	5/23	@ SA	L, 14-4	Bachar, L (2-0)	Olivero, D (1-4)	-	17-23	5th (-5.0)	5,054	2:48
41	5/24	@ SA	L, 4-3	Hernandez, N (3-1)	Montes De Oca, C (0-1)	-	17-24	5th (-5.0)	4,990	2:35
42	5/25	@ SA	L, 5-4	Kopps, K (3-0)	Otanez, M (1-1)	Jacob, A (1)	17-25	5th (-6.0)	3,549	2:35
43	5/26	@ SA	L, 8-2	Wolf, J (3-5)	Hill, J (0-4)	-	17-26	5th (-7.0)	4,124	2:57
44	5/27	@ SA	W, 1-0	Patrick, C (2-5)	Snider, D (0-3)	Saalfrank, A (1)	18-26	5th (-6.0)	4,828	2:30
45	5/28	@ SA	W, 9-3	Grammes, C (1-0)	Henry, H (1-2)	-	19-26	5th (-5.0)	3,530	2:46
5/29		OFF								
46	5/30	SPR	W, 7-1	Bain, J (1-2)	Gragg, L (0-3)	-	20-26	5th (-4.0)	4,179	2:11
47	5/31	SPR	W, 13-8	Stumpo, M (1-1)	Sawyer, L (1-2)	-	21-26	4th (-4.0)	4,177	3:03
48	6/1	SPR	W, 3-2	Grammes, C (2-0)	Pereira, W (3-3)	-	22-26	4th (-4.0)	4,690	1:54
49	6/2	SPR	PPD							
49	6/3(1)	SPR	L, 5-4 (8)	Roycroft, C (1-0)	Backhus, K (0-1)	Granillo, A (2)	22-27	4th (-3.5)	-	2:26
50	6/3(2)	SPR	W, 6-1 (7)	Olivero, D (2-4)	Hernandez, K (5-2)	-	23-27	4th (-4.0)	6,502	1:39
51	6/4	SPR	L, 6-5	Sawyer, L (2-2)	Grammes, C (2-1)	-	23-28	4th (-4.0)	5,636	2:44



GAME	DATE	OPPONENT	W/L	WINNING PITCHER	LOSING PITCHER	SAVE	RECORD	STANDING	ATTENDANCE	TOG
52	6/6	@ MID	W, 8-4	Albright, L (4-2)	Estes, J (3-4)	--	24-28	4th (-4.0)	3,738	2:33
53	6/7	@ MID	W, 4-0	Green, J (1-0)	Cusick, R (3-3)	--	25-28	3rd (-4.0)	3,042	2:35
54	6/8	@ MID	W, 12-3	Patrick, C (3-5)	Leal, D (2-2)	--	26-28	T-2nd (-3.0)	3,711	2:29
55	6/9	@ MID	W, 7-5	Olivero, D (3-4)	Howard, B (2-3)	Backhus, K (5)	27-28	T-2nd (-3.0)	6,290	2:19
56	6/10	@ MID	W, 13-10	Saalfrank, A (3-0)	Kubo, T (0-1)	Green, J (1)	28-28	2nd (-3.0)	5,032	2:46
57	6/11	@ MID	W, 4-1	Albright, L (5-2)	Estes, J (3-5)	Backhus, K (6)	29-28	2nd (-2.0)	2,190	2:23
	6/12	OFF								
58	6/13	SA	W, 10-2	Hill, J (1-4)	Wolf, J (5-6)	--	30-28	2nd (-1.0)	5,109	2:50
59	6/14	SA	L, 5-2	Quezada, J (1-1)	Patrick, C (3-6)	--	30-29	2nd (-2.0)	4,996	2:34
60	6/15	SA	L, 11-9	Blanchard, J (1-0)	Backhus, K (0-2)	Jacob, A (4)	30-30	2nd (-3.0)	5,703	3:36
61	6/16	SA	L, 12-9	Leasher, A (1-0)	Bain, J (1-3)	Malacki, B (1)	30-31	T-2nd (-4.0)	6,838	2:40
62	6/17	SA	W, 9-7	Saalfrank, A (4-0)	Gonzalez, B (0-1)	Green, J (2)	31-31	2nd (-3.0)	7,258	2:42
63	6/18	SA	L, 11-4	Wolf, J (6-6)	Goddard, J (1-2)	--	31-32	2nd (-4.0)	6,352	2:38
	6/19	OFF								
64	6/20	@ CC	L, 12-6	Brown, T (1-1)	Olivero, D (3-5)	--	31-33	T-2nd (-4.0)	3,351	3:03
65	6/21	@ CC	L, 5-4	Robaina, J (6-4)	Patrick, C (3-7)	McDonald, C (4)	31-34	3rd (-5.0)	3,587	2:28
66	6/22	@ CC	W, 7-5	Backhus, K (1-2)	Gaither, R (0-1)	--	32-34	T-2nd (-4.0)	4,084	2:55
67	6/23	@ CC	L, 10-9	Brown, T (2-1)	Stumpo, M (1-2)	--	32-35	3rd (-5.0)	4,612	2:57
68	6/24	@ CC	W, 5-3	Hill, J (2-4)	Chaidez, A (1-4)	--	33-35	T-2nd (-4.0)	6,008	2:35
69	6/25	@ CC	W, 6-3	Olivero, D (4-5)	Kouba, R (4-3)	--	34-35	2nd (-3.0)	5,991	2:18
END OF 1ST HALF										
70	6/28	TUL	W, 6-4	Backhus, K (2-2)	Dodson, T (4-5)	--	35-35, 1-0	T-1st (+1.0)	4,723	2:25
71	6/29	TUL	W, 12-7	Pope, A (2-0)	Frasso, N (1-3)	Green, J (3)	36-35, 2-0	T-1st (+1.0)	5,419	2:57
72	6/30	TUL	L, 7-6 (13)	Fisher, B (5-1)	Grammes, C (2-2)	--	36-36, 2-1	T-2nd (-1.0)	6,731	3:42
73	7/1	TUL	W, 12-10	Backhus, K (3-2)	Acosa, A (0-3)	--	37-36, 3-1	T-2nd (-1.0)	6,860	3:28
74	7/2	TUL	PSTP							
74	7/3 (1)	TUL	W, 15-7	Olivero, D (5-5)	Casparius, B (0-3)	--	38-36, 4-1			1:54
75	7/3 (2)	TUL	W, 10-9	Montes De Oca, C (1-1)	Sublette, R (1-3)	Green, J (4)	39-36, 5-1	T-1st (+2.0)	7,588	2:26
76	7/4	@ SPR	L, 9-8	Martinez, J (2-1)	Backhus, K (3-3)	Sawyer, L (6)	39-37, 5-2	T-1st (+1.0)	6,423	3:05
77	7/5	@ SPR	L, 5-4	Sawyer, L (3-2)	Vizcaino (0-1)	--	39,38, 5-3	2nd (-1.0)	2,203	2:33
78	7/6	@ SPR	L, 5-3	Pope, B (1-1)	Montes De Oca, C (1-2)	Granillo, A (8)	39-39, 5-4	2nd (-1.5)	3,358	2:26
79	7/7	@ SPR	PSTP							
79	7/8 (1)	@ SPR	W, 4-3	Hill, J (3-4)	Pereira, W (5-5)	Pope, A (1)	40-39, 6-4		--	2:07
80	7/8 (2)	@ SPR	W, 7-6	Backhus, K (4-3)	Pope, B (1-2)	Green, J (5)	41-39, 7-4	2nd (-1.0)	4,200	2:16
81	7/9	@ SPR	W, 9-6	Ogando, G (1-0)	Komar, B (1-5)	Vizcaino, R (2)	42-39, 8-4	T-1st (+2.0)	2,517	2:56
	7/10-13	OFF								
ALL-STAR BREAK										
82	7/14	FRI	L, 8-3	Wolfram, G (5-0)	Albright, L (5-3)	--	42-40, 8-5	2nd (-1.0)	7,015	2:37
83	7/15	FRI	W, 11-4	Hill, J (4-4)	Krauth, N (2-6)	--	43-40, 9-5	T-1st (+2.0)	6,871	2:33
84	7/16	FRI	W, 8-0	Lin, Y (1-0)	Bremer, N (0-1)	--	44-40, 10-5	T-1st (+3.0)	6,036	2:24
	7/17	OFF								
85	7/18	WCH	W, 10-7	Otanez, M (2-1)	Luna, C (1-6)	Mabrey, W (1)	45-40, 11-5	1st (+1.0)	4,394	2:23
86	7/19	WCH	W, 7-5	Grammes, C (3-2)	Floyd, T (2-2)	Backhus, K (7)	46-40, 12-5	1st (+2.0)	3,885	2:50
87	7/20	WCH	L, 4-1	Bentley, D (2-1)	Albright, L (5-4)	--	46-41, 12-6	1st (+2.0)	5,584	2:47
88	7/21	WCH	W, 3-2	Hill, J (5-4)	Raya, M (0-1)	Ogando, G (1)	47-41, 13-6	1st (+3.0)	7,120	2:08
89	7/22	WCH	W, 8-2	Lin, Y (2-0)	Adams, T (2-7)	--	48-41, 14-6	1st (+3.0)	6,538	2:24
90	7/23	WCH	L, 12-6	Mattson, I (1-1)	Ogando, G (1-1)	--	48-42, 14-7	1st (+2.0)	5,174	2:49
	7/24	OFF								
91	7/25	@ MID	L, 7-5	Feltman, D (5-1)	Otanez, M (2-2)	Juan, J (1)	48-43, 14-8	1st (+1.0)	2,455	2:47
92	7/26	@ MID	W, 9-1	Albright, L (6-4)	Beers, B (2-6)	--	49-43, 15-8	1st (+2.0)	2,655	2:40
93	7/27	@ MID	L, 4-1	Cushing, J (5-4)	Hill, J (5-5)	Tomioka, S (2)	49-44, 15-9	1st (+1.0)	3,293	2:18
94	7/28	@ MID								
95	7/29	@ MID								
96	7/30	@ MID								
	7/31	OFF								
97	8/1	CC								
98	8/2	CC								
99	8/3	CC								
100	8/4	CC								
101	8/5	CC								
102	8/6	CC								
	8/7	OFF								