

# 2021

## MEDIA GUIDE

N A S H V I L L E   S O U N D S



TRIPLE-A AFFILIATE OF THE MILWAUKEE BREWERS



# 2021 NASHVILLE SOUNDS SCHEDULE

## MAY

SUN	MON	TUE	WED	THU	FRI	SAT
						1
2	3	4 TOL 5:35	5 TOL 5:35	6 TOL 5:35	7 TOL 6:05	8 TOL 4:05
9 TOL 1:05	10	11 MEM 6:35	12 MEM 6:35	13 MEM 6:35	14 MEM 6:35	15 MEM 6:35
16 MEM 2:05	17	18 GWN 6:35	19 GWN 6:35	20 GWN 6:35	21 GWN 6:35	22 GWN 6:35
23 GWN 2:05	24	25 COL 6:05	26 COL 6:05	27 COL 6:05	28 COL 6:05	29 COL 6:05
30 COL 1:05	31					

## JUNE

SUN	MON	TUE	WED	THU	FRI	SAT
		1 CLT 6:04	2 CLT 6:04	3 CLT 6:04	4 CLT 6:04	5 CLT 6:04
6 CLT 1:05	7	8 IND 7:05	9 IND 7:05	10 IND 7:05	11 IND 7:05	12 IND 7:05
13 IND 2:05	14	15 GWN 6:05	16 GWN 6:05	17 GWN 6:05	18 GWN 6:05	19 GWN 5:05
20 GWN 12:05	21	22 CLT 7:05	23 CLT 7:05	24 CLT 7:05	25 CLT 7:05	26 CLT 7:05
27 CLT 6:15	28	29 LOU 7:05	30 LOU 7:05			

## JULY

SUN	MON	TUE	WED	THU	FRI	SAT
				1 LOU 7:05	2 LOU 7:05	3 LOU 7:05
4 LOU 6:15	5	6 GWN 6:05	7 GWN 6:05	8 GWN 6:05	9 GWN 6:05	10 GWN 5:05
11 GWN 12:05	12	13 LOU 7:05	14 LOU 7:05	15 LOU 7:05	16 LOU 7:05	17 LOU 7:05
18 LOU 6:15	19	20 JAX 6:05	21 JAX 11:05AM	22 JAX 6:05	23 JAX 6:05	24 JAX 5:35
25 JAX 5:35	26	27 COL 7:05	28 COL 7:05	29 COL 7:05	30 COL 7:05	31 COL 7:05

## AUGUST

SUN	MON	TUE	WED	THU	FRI	SAT
1 COL 6:15	2	3 TOL 7:05	4 TOL 7:05	5 TOL 7:05	6 TOL 7:05	7 TOL 7:05
8 TOL 6:15	9	10 LOU 5:30	11 LOU 5:30	12 LOU 5:30	13 LOU 6:00	14 LOU 6:00
15 LOU 12:00	16	17 MEM 7:10	18 MEM 7:10	19 MEM 7:10	20 MEM 7:10	21 MEM 6:35
22 MEM 2:05	23	24 GWN 7:05	25 GWN 7:05	26 GWN 7:05	27 GWN 7:05	28 GWN 7:05
29 GWN 6:15	30	31 LOU 5:30				

## SEPTEMBER

SUN	MON	TUE	WED	THU	FRI	SAT
			1 LOU 5:30	2 LOU 5:30	3 LOU 6:00	4 LOU 6:00
5 LOU 5:30	6	7 MEM 7:05	8 MEM 7:05	9 MEM 7:05	10 MEM 7:05	11 MEM 7:05
12 MEM 6:15	13	14 GWN 6:05	15 GWN 6:05	16 GWN 6:05	17 GWN 6:05	18 GWN 5:05
19 GWN 12:05						

All times are PM CST unless otherwise listed.  
Games and times subject to change.



HEAR EVERY GAME ON  
**ESPN**  
**94.9** FM  
NASHVILLE





**NASHVILLE SOUNDS BASEBALL CLUB  
FIRST HORIZON PARK  
19 JUNIOR GILLIAM WAY  
NASHVILLE, TN 37219  
615-690-4487  
WWW.NASHVILLESOUNDS.COM  
@NASHVILLESOUNDS**


**TEAM OWNERS**

**FRANK WARD.....OWNER  
MASAHIRO HONZAWA.....OWNER**

**EXECUTIVE MANAGEMENT**

**DOUG SCOPEL.....VICE PRESIDENT OF OPERATIONS  
BRYAN MAYHOOD.....VICE PRESIDENT OF SALES**

# FIRST HORIZON PARK



Located just north of downtown Nashville, state-of-the-art First Horizon Park opened in 2015. With a stunning backdrop of the Nashville skyline, the ballpark has become the crown jewel of a rapidly-growing Germantown neighborhood. Through the first five years, the Sounds have welcomed over 2.6 million fans. 578,291 fans passed through the gates in 2019.

## LARGEST CROWDS IN FIRST HORIZON PARK HISTORY

- 11,824 - March 24, 2018 - Texas Rangers Exhibition Game
- 11,764 - July 3, 2017 vs. Oklahoma City
- 11,759 - July 3, 2016 vs. Oklahoma City
- 11,692 - September 2, 2018 vs. Memphis
- 11,691 - July 4, 2018 vs. Iowa
- 11,684 - June 25, 2016 vs. Omaha
- 11,678 - June 17, 2017 vs. New Orleans
- 11,622 - June 15, 2019 vs. Salt Lake
- 11,596 - July 7, 2017 vs. Memphis
- 11,552 - June 16, 2017 vs. Iowa

\*98 sellouts in First Horizon Park history\*

Groundbreaking.....	January 27, 2014	Team Store Square Footage.....	2,990
Opening.....	April 17, 2015	Club Lounge Square Footage.....	5,080
Cost.....	\$47 Million	Scoreboard Dimensions.....	142' x 55'
Acreage.....	10.8 Acres	Home Clubhouse Square Footage.....	5,086
Concourse.....	360-degree circulation with concourse width varying from 24' to 35'	Visiting Clubhouse Square Footage.....	2,154
Design Architect.....	Populous	Playing Surface.....	Latitude 36 Bermudagrass
Capacity.....	10,000	Dimensions:	
Club-Level Suites.....	18	Left-Field Line.....	330'
Field-Level Suites.....	4	Left-Center Field.....	386'
Batting Cages.....	2	Center-Field.....	403'
Bathrooms.....	16	Right-Center Field.....	388'
Points of Sale.....	84	Right-Field Line.....	310'
Concession Stands.....	6 permanent stands plus additional portable stands		



# TABLE OF CONTENTS

Team Information.....	1
First Horizon Park.....	2
Front Office.....	4-11
Field Staff.....	12-19
Players.....	20-115
Opponents.....	116-124
Triple-A East League Information.....	125
2019 in Review.....	126-139
Nashville Baseball History.....	140-145
Sounds Records and History.....	146-171
Postseason History.....	172-173
Retired Numbers.....	174-175
All-Time Roster.....	176-198
Nashville Vols History.....	199-200
Milwaukee Brewers.....	201-204
Media Information.....	205-207
Pre-Game Field Schedule.....	208
Miscellaneous Information.....	209-213

The 2021 Nashville Sounds Media Guide was written and designed by Chad Seely, Peter Brooks and Doug Scopel. Cover design by Cameron Radcliff. Team record information compiled by members of the Sounds media relations department, past & present.

Special thanks to the Milwaukee Brewers media relations department, Casey Gower, Nashville Metro Archives and the Triple-A East League and its clubs for their contributions. Statistical information provided by MLBAM, Baseball Reference and Elias Sports Bureau.

Further information about the Nashville Sounds can be obtained from the media relations department at 615-515-1107.

# STAFF DIRECTORY

## EXECUTIVE MANAGEMENT

Frank Ward.....	Owner
Masahiro Honzawa.....	Owner
Doug Scopel.....	Vice President of Operations
Bryan Mayhood.....	Vice President of Sales

## FINANCE/HUMAN RESOURCES

Barb Walker.....	Director of Finance
------------------	---------------------

## TICKET OPERATIONS & SALES

Taylor Fisher.....	Director of Sales
Sierra Siegel.....	Director of Special Events
Kyle Hargrove.....	Ticket Operations Manager
Kevin Kurowski.....	Account Executive
Kelsen Adeni.....	Account Executive
Ben Whalin.....	Ticket Operations Coordinator
Travis Williams.....	Fan Services Manager

## CORPORATE PARTNERSHIPS & BUSINESS DEVELOPMENT

Danielle Gaw.....	Director of Corporate Partnerships
Jeff Hem.....	Director of Broadcasting
Jon Brownfield.....	Business Development, Corporate Partnerships
Jade Dugdale.....	Activation Assistant

## MARKETING & PROMOTIONS

Mary Hegley.....	Director of Entertainment
Alex Wassel.....	Director of Marketing
Abby Holman.....	Digital Marketing Manager
Neil Rosan.....	Video & Production Manager
Stephen Hart.....	Production Event Coordinator
Buddy Yelton.....	Mascot Coordinator

# STAFF DIRECTORY

## COMMUNICATIONS & COMMUNITY RELATIONS

Chad Seely.....Director of Communications  
 Peter Brooks.....Media Relations Associate  
 Casey Gower.....Team Photographer

## OPERATIONS

Jeremy Wells.....Director of Stadium Operations  
 Caleb Yorks.....Stadium Operations Manager  
 Hannah Onken.....Stadium Operations Manager  
 Thomas Trotter.....Head Groundskeeper  
 Shay Adams.....Assistant Groundskeeper  
 Matt Gallant.....Clubhouse & Equipment Manager  
 Patrick King.....Visiting Clubhouse Manager

## RETAIL

Katie Sigman.....Director of Retail  
 Wade Becker.....Merchandise Manager

## CENTERPLATE

Dave Keitel.....General Manager, Food & Beverage  
 Jerry Infantino.....Executive Chef  
 Chad Beard.....Warehouse Manager  
 Pete Sarantakos.....Concessions Manager  
 Buddy Richardson.....Restuarant Manager  
 Alley Benefield.....Office Manager

# OWNERSHIP

## FRANK WARD - OWNER



Frank Ward has three loves: his family, real estate and baseball. All three have led him and MFP Baseball to Nashville.

With more than 40 years of involvement in real estate, Ward's wide range of business experience includes restructuring corporate organizations, developing high-rise office buildings in New York City, and serving as chief operating officer of a very large commercial real estate company. After serving in the U.S. Army in Korea shortly after graduating from high school, Ward earned an accounting degree from Capitol University in

Columbus, Ohio.

Ward was hired out of college by Kenneth Leventhal & Company (now Ernst & Young) in Columbus, Ohio, in 1971 as an auditor, and he eventually moved into corporate restructuring. Ward moved to Kenneth Leventhal & Company's New York City office in 1973.

In 1982, Ward was hired as Managing Director and Chief Financial Officer of HRO International, a client of his at Kenneth Leventhal & Company that was the most active high-rise office building developer in Manhattan. Ward remained at HRO International until 1995. That year, he accepted an offer to serve as Chief Operating Officer of Hiro Real Estate Co.

One of his first responsibilities at Hiro Real Estate was to draft a business plan to turn the company around. He did, and over the next 13 years, Ward steadily decreased debt and increased profits. Ward worked at Hiro Real Estate Co. as Chief Operating Officer from 1995 to 2008 before leaving with fellow Sounds owner Masahiro Honzawa to start MFP Real Estate.

Ward is a longtime baseball card collector. Acquiring the Nashville Sounds promises to be a logical progression of his career and love of the game. Between collecting cards and his more than 25 years of experience playing fantasy baseball, Ward's hobbies may be as valuable to MFP as his real estate experience.

Ward is married and has four children, two sons and two daughters, ranging from 30 to 46 in age. He and his wife, Renee, live in Nashville. Ward's sons Christopher and Timothy, and daughters Danielle and Katie all live in Nashville. Frank and Renee are the proud grandparents of three grandchildren.

Ward fell in love with Nashville during trips to visit his daughter at Vanderbilt. He is excited that Nashville is a growth market for real estate and has promise as a great baseball town.



# OWNERSHIP

## MASAHIRO HONZAWA - OWNER



MFP President Masahiro Honzawa ran the U.S. operations of his family's Hiro Real Estate Co. from 1995 to 2008. Honzawa was also active in the company's Japanese operations.

The Honzawa family has owned and operated a privately owned, 7 million-square-foot warehouse business in Japan and extensive real estate in New York City, Chicago and Los Angeles.

Honzawa graduated from Keio University in Tokyo in 1991 and continued his education in the U.S., where he earned an MBA from Columbia

University in 1998.

Before he took the helm of Hiro Real Estate's U.S. operations in 1995, he interned with Arthur Andersen LLP in New York, where he met his future MFP business partner Steve Posner, who was the partner on the Hiro Real Estate account for Arthur Andersen at the time.

In January 2008, Honzawa sold his interest in Hiro Real Estate and started MFP Real Estate.

He and his wife, Makiko, reside in New York and enjoy traveling for business and pleasure.



Pictured L-R: Former Nashville Mayor Karl Dean, Frank Ward, Masahiro Honzawa and Branch Rickey

# EXECUTIVE MANAGEMENT



## DOUG SCOPEL - VP OF OPERATIONS

Doug Scopel, who initially joined the staff as an intern in February 2000, oversees all aspects of operations for the Sounds and First Horizon Park. The 2021 season marks his 23rd in professional baseball.

Scopel played a pivotal role in helping the Sounds secure the coveted 2019 Triple-A Bob Freitas Award. The Freitas Awards have been presented by Baseball America annually since 1989 and recognize franchises for their community involvement, long-term business success and consistent operational excellence.

In August 2018, Scopel was honored by Ballpark Digest as Minor League Baseball's Executive of the Year. He was also honored by Minor League News as the 2006 Public Relations Director of the Year.

He was promoted to his current position in January 2015 after previously serving a variety of roles, most recently as the Sounds' Vice President of Baseball Operations & Communications. Along with team ownership, Doug served as the Sounds' point person for the design, project management, and construction teams during the planning and development of state-of-the-art First Horizon Park, which opened in April 2015.

Prior to arriving in Nashville, he served as a media/community relations assistant for the Rancho Cucamonga (Cal.) Quakes.

A Pittsburgh native, Scopel earned a journalism degree from Marquette University in Milwaukee. He resides in Nashville with his wife, Michelle, daughter, Bella, and son, Milo.

# EXECUTIVE MANAGEMENT



## BRYAN MAYHOOD - VP OF SALES

Bryan Mayhood is responsible for revenue generation at First Horizon Park, focusing on all aspects of sales and marketing while managing partnerships, ticket sales, marketing and promotions strategies.

Under Mayhood's guidance the Sounds sales and marketing department played a key role in securing the 2019 Triple-A Bob Freitas Award. The Freitas Awards have been presented by Baseball America annually since 1989 and recognize franchises for their community involvement, long-term business success and consistent operational excellence.

Bryan joined the Sounds in August 2016 from Corpus Christi, Texas, where he served as the Director of Ticket Operations for Islanders Athletics at Texas A&M University-Corpus Christi since December 2014.

Prior to working in college athletics, Bryan worked with the Corpus Christi Hooks of the Texas League from 2007 to 2014. He started with the Hooks as a group sales account executive and worked his way up to Director of Season Tickets Sales & Services.

Away from the ballpark, Mayhood is an Advisory Board committee member at the YMCA of Middle Tennessee, Donelson-Hermitage Branch. He serves as the Spirit and Mind Committee Chair in 2021.

Bryan, a native from Rockport, Texas, holds a bachelor's degree in sports management from Texas A&M University-Corpus Christi. His family includes his wife, Andrea, their two sons, Atticus and Theodore, and their daughter, Naomi.

# COMMUNICATIONS

## CHAD SEELY - DIRECTOR OF COMMUNICATIONS



Chad Seely joined the Sounds in November 2015 and was promoted to Director of Media Relations in November of 2016. He was named to Director of Communications in April of 2021.

He's responsible for writing and distributing press releases, managing game day press box operations, co-managing the club's social media efforts, facilitating baseball information, and handling media requests and content of the team's publications and website.

During the season, Seely supports the media with their gameday needs.

Prior to joining the Sounds, Seely served as the Communications Manager for the Reno Aces where he managed all communications efforts, team travel, and baseball operations. Seely also spent two years with the Clinton LumberKings of the Midwest League as the Director of Broadcasting and Media Relations. He began working in professional baseball with the Daytona Cubs in the summer of 2011.

Seely graduated from the University of Wisconsin-Whitewater with a bachelor's degree in broadcast journalism and is originally from Sussex, Wisconsin.

## PETER BROOKS - MEDIA RELATIONS ASSOCIATE



Peter Brooks joined the Sounds in April of 2021 and assists in all aspects of media relations including game notes, media requests, game recaps and social media, among other responsibilities.

Prior to the Sounds, Brooks served as a Media Relations Assistant with the Chicago White Sox where he wrote game notes, postgame notes and was responsible for a stat pack and lineup.

Brooks' first job in professional baseball was working as a Media Relations Assistant for the Gwinnett Stripers in 2019. With the Stripers, he was the secondary media contact and assisted in all media aspects for the team.

Brooks has also worked for the Rochester Honkers of the Northwoods League, the Cedar Rapids Gazette and the Dispatch-Argus.

He graduated from Mount Mercy University in 2018 with a bachelor's degree in journalism and was also a member of the baseball team. Brooks is a native of Cedar Rapids, Iowa.





T. TAYLOR	N. GUY
T. STOKES	M. DUBOIS
L. BRIGGS	Z. BROWN
J. NOTTINGHAM	DUE UP
321 ZACK BROWN	7. STOKES
19 40 59	6. GUY
	6. NOTTINGHAM
7. CARLOS TOCCI	181 244
1. T. WHITE	181 227
2. W. CALHOUN	181 267
24. M. DAVIDSON	178 261
7. J. BRANZ	171 267
8. CHASE D'ARNAUD	171 240
4. N. FONTANA	171 109
8. JOSE TREYNO	171 158
2. ZACK BRANZ	171 240

FIRST TENNESSEE PARK

Great Clips  
IT'S SHAVE OR SHINE


THE BAND BOX

HUNT BROTHERS PIZZERIA

VANDERBILT



# RICK SWEET • MANAGER



**OPENING DAY AGE:** 68

**BORN:** September 7, 1952 in Longview, WA

**RESIDES:** Buckeye, AZ

**CAREER MANAGERIAL RECORD:** 2,031-1922

**MILWAUKEE ORGANIZATION:** 8th season

Rick Sweet, 68, enters his eighth season in the Brewers organization. Sweet has served as Milwaukee's Triple-A manager for all previous seven seasons. He has posted a 439-402-1 (.521) record during that timeframe. In 30 years as a Minor League manager, Sweet has a 2,141-2,042 (.512) record. His 2,141 wins are the second-most among active Minor League managers, behind only Myrtle Beach's Buddy Bailey (2,145). The 2,141 wins are good for 7th-most all-time.

Since 2014, Sweet has served as the manager for Milwaukee's Triple-A club. He managed the Sounds to a 77-67 record in 2014, narrowly missing the playoffs by 2.5 games. He managed the Colorado Springs Sky Sox from 2015-18 and San Antonio Missions in 2019. Sweet was expected to manage the Missions in 2020 prior to the Minor League Baseball season being cancelled due to the Covid-19 pandemic.

Prior to joining the Brewers, Sweet spent the previous nine seasons in the Cincinnati Reds organization as manager of Triple-A Louisville (2005-11) and as the Reds' catching coordinator (2012-13).

During Sweet's stint in Louisville, he became the franchise's all-time winningest manager with a 539-465 (.537) record. His Bats won three consecutive International League West Division championships from 2008-10.

Sweet previously managed in the minors with the Seattle Mariners (1987-88), Houston Astros (1989-95), New York Mets (1997), Montreal Expos (1998, 2000), San Diego Padres (2001-03), Detroit Tigers (2004) and Cincinnati (2005-11). He was the first base coach for the Astros in 1996 and Field Coordinator for the Expos from 1999-2000.

He was named Pacific Coast League Manager of the Year in 1994, International League Manager of the Year in 2008 and 2009 and Baseball America's Triple-A Manager of the Year in 2010.

Sweet has managed in the Triple-A All-Star Game three times. He was the skipper for the Pacific Coast League in 1993 and 2003, and for the International League in 2009. He and Dave Miley are the only two people to manage three different teams in the Triple-A All-Star Game.

A former catcher, Sweet had a nine-year playing career (1975-83), including time in the big leagues with San Diego (1978), New York-NL (1982) and Seattle (1982-83). He was drafted by the Pittsburgh Pirates in the 31st round of the 1974 amateur draft but did not sign, and by the San Diego Padres in the 3rd round of the 1975 amateur draft. He attended and played college baseball at Gonzaga University from 1973-75.

## CAREER STATISTICS

YEAR	CLUB	AVG	G	AB	R	H	2B	3B	HR	RBI	BB	SO	SB	CS	OBP	SLG
1975	Walla Walla (A-)	.350	75	260	48	91	21	2	11	66	44	18	8	2	.444	.573
1976	Amarillo (AA)	.282	117	412	63	116	22	5	4	67	58	41	3	5	.374	.388
1977	Hawaii (AAA)	.323	128	452	87	146	35	4	11	67	69	35	6	4	.413	.491
1978	SAN DIEGO	.221	88	226	15	50	8	0	1	11	27	22	1	4	.306	.270
1979	Hawaii (AAA)	.257	135	452	59	116	17	4	5	52	76	31	4	4	.361	.345
1980	Hawaii (AAA)	.261	99	337	42	88	11	3	1	35	42	18	4	1	.341	.320
1981	Tidewater (AAA)	.277	128	462	58	128	30	1	4	55	55	36	14	9	.354	.372
1982	SEATTLE	.256	88	258	29	66	6	1	4	24	20	24	3	0	.311	.333
	NEW YORK-NL	.333	3	3	0	1	0	0	0	0	0	1	0	0	.333	.333
1983	SEATTLE	.221	93	249	18	55	9	0	1	22	13	26	2	2	.259	.269
Major League Totals		.234	272	736	62	172	23	1	6	57	60	73	6	6	.292	.292
Minor League Totals		.288	682	2375	357	685	136	19	36	342	344	179	39	25	.379	.407

**SWEET'S MANAGERIAL RECORD**

FIELD STAFF

YEAR	CLUB	LEAGUE	W	L	PCT	FINISH	POSTSEASON
1987	Bellingham	Northwest (A-)	30	46	.395	-	
1988	Wausau	Midwest (A)	52	88	.371	-	
1989	Osceola	Florida State (A)	72	65	.526	-	
1990	Columbus	Southern (AA)	67	77	.465	-	
1991	Jackson	Texas (AA)	70	66	.515	-	
1992	Jackson	Texas (AA)	61	74	.452	-	
1993	Tucson	Pacific Coast (AAA)	83	60	.580	1st	
1994	Tucson	Pacific Coast (AAA)	81	63	.563	-	
1995	Tucson	Pacific Coast (AAA)	87	56	.608	1st	
1997	Binghamton	Eastern (AA)	66	76	.465	-	
1998	Harrisburg	Eastern (AA)	73	69	.514	-	
1999	Harrisburg	Eastern (AA)	76	66	.535	-	
2000	Ottawa	International (AAA)	53	88	.376	-	
2001	Portland	Pacific Coast (AAA)	71	73	.493	-	
2002	Portland	Pacific Coast (AAA)	72	71	.503	-	
2003	Portland	Pacific Coast (AAA)	69	75	.479	-	
2004	Erie	Eastern (AA)	80	62	.563	-	
2005	Louisville	International (AAA)	66	78	.458	-	
2006	Louisville	International (AAA)	75	68	.524	-	
2007	Louisville	International (AAA)	74	70	.514	-	
2008	Louisville	International (AAA)	88	56	.611	1st	Lost in IL Semifinal
2009	Louisville	International (AAA)	84	58	.592	1st	Lost in IL Semifinal
2010	Louisville	International (AAA)	79	64	.552	1st	Lost in IL Semifinal
2011	Louisville	International (AAA)	73	71	.507	-	
2014	Nashville	Pacific Coast (AAA)	77	67	.535	-	
2015	Colorado Springs	Pacific Coast (AAA)	62	81	.434	-	
2016	Colorado Springs	Pacific Coast (AAA)	67	71	.486	-	
2017	Colorado Springs	Pacific Coast (AAA)	80	57	.584	1st	Lost in PCL Semifinal
2018	Colorado Springs	Pacific Coast (AAA)	73	66	.525	-	
2019	San Antonio	Pacific Coast (AAA)	80	60	.571	-	
<b>CAREER TOTALS</b>			<b>(30 seasons)</b>	<b>2,141</b>	<b>2,042</b>	<b>.512</b>	

**ALL-TIME SOUNDS MANAGERS**

MANAGER	YEAR(S)	WIN	LOST	PERCENTAGE
Trent Jewett	1998-00, '03-04	320	304	.513
Rick Renick	1993-96	309	266	.537
Frank Kremblas	2005-08	299	273	.523
Don Money	2009-11	223	209	.516
Pete Mackanin	1990-92	186	180	.508
Carl "Stump" Merrill	1980-81	178	108	.622
Steve Scarfone	2015-16	149	137	.521
Marty Brown	2001-02	136	148	.479
Mike Guerrero	2012-13	122	157	.430
Jack Lind	1987-88	102	115	.470
Frank Lucchesi	1988-89	96	89	.519
Doug Holmquist	1983	88	58	.603
George Scherger	1978, '88	83	62	.572
Johnny Oates	1982	77	67	.535
<b>Rick Sweet</b>	<b>2014</b>	<b>77</b>	<b>67</b>	<b>.535</b>
Jim Marshall	1984	74	73	.503
Tom Spencer	1997	74	69	.517
Fran Riordan	2018	72	68	.514
Leon Roberts	1985-86	70	79	.470
Ryan Christenson	2017	68	71	.489
Gordy MacKenzie	1985	66	61	.520
Jason Wood	2019	66	72	.478
Chuck Goggin	1978	64	77	.454
Richie Hebner	2000	34	51	.400
Dave Miley	1992	32	36	.471
Jim Hoff	1988	12	10	.545
Lee Walls	1985	3	4	.429
Charlie Greene	2013	2	7	.222
Wayne Garland	1988	1	2	.333
<b>TOTALS</b>		<b>3,083</b>	<b>2,921</b>	<b>.513</b>



# JIM HENDERSON • PITCHING COACH



**OPENING DAY AGE:** 38

**BORN:** October 21, 1982 in Calgary, Alberta, Canada

**RESIDES:** Glendale, AZ

**MILWAUKEE ORGANIZATION:** 4th season

Jim Henderson begins his first season as pitching coach of the Nashville Sounds in 2021. It's his fourth season overall as a member of Milwaukee's coaching staff at the minor league level.

Henderson was set to serve as the pitching coach for the Triple-A San Antonio Missions in 2020 prior to the Minor League Baseball season being cancelled due to the Covid-19 pandemic.

In 2019 he spent the season with Single-A Wisconsin as pitching coach for the Timber Rattlers. In 2018 he was the bullpen coach for the Short-Season Helena Brewers and assistant to the professional scouting department.

Henderson pitched professionally for 14 seasons (2003-16), including four years in the majors with the Brewers (2012-14) and New York Mets (2016) in which he compiled a 10-11 record with a 3.61 ERA in 155 career games and led Milwaukee with 28 saves in 2013.

The Canadian spent parts of three seasons with Nashville (2011-12, 2014) and appeared in 58 games with the Sounds. He was named a 2012 Pacific Coast League All-Star.


Henderson represented Team Canada in the 2011 Pan American Games where he won a gold medal. He also represented his country in the 2013 World Baseball Classic in 2013 and 2017.

He was drafted by the Montreal Expos in the 26th round of the 2003 MLB June Amateur Draft out of Tennessee Wesleyan College in Athens, Tennessee.

## CAREER STATISTICS

YEAR	CLUB	W-L	ERA	G	GS	CG	SH	SV	IP	H	R	ER	HR	HB	BB	SO	WP
2003	GCL Expos	0-0	2.25	4	0	0	0	1	8.0	6	3	2	0	1	1	3	1
	Vermont	1-1	6.93	15	0	0	0	0	24.2	32	28	19	1	3	15	13	2
2004	Vermont	2-6	2.59	14	13	0	0	0	76.1	60	34	22	2	2	27	39	0
2005	Savannah	9-11	5.47	26	26	1	1	0	149.2	166	99	91	20	7	50	76	3
2006	Savannah	0-1	3.38	3	0	0	0	0	5.1	6	2	2	1	1	0	6	0
	Potomac	2-2	4.50	25	1	0	0	1	52.0	44	31	26	4	6	22	56	5
2007	Tennessee	4-3	1.86	42	0	0	0	10	58.0	50	15	12	7	4	25	49	2
	Iowa	3-0	5.54	8	0	0	0	0	13.0	16	8	8	2	0	6	6	0
2008	Tennessee	0-1	0.00	5	0	0	0	1	6.1	5	1	0	0	0	1	4	1
	Iowa	0-0	15.00	3	0	0	0	0	3.0	2	5	5	1	1	5	4	0
2009	Wisconsin	0-0	1.07	26	0	0	0	17	25.1	19	4	3	0	1	8	26	0
	Brevard County	3-0	2.76	15	0	0	0	4	29.1	16	11	9	2	1	14	20	1
	Huntsville	1-0	2.57	5	0	0	0	0	7.0	8	3	2	0	0	4	5	2
2010	Huntsville	4-5	5.46	45	0	0	0	7	61.0	49	44	37	8	3	35	60	2
2011	Huntsville	4-1	2.64	22	0	0	0	5	30.2	22	9	9	4	3	8	39	2
	Nashville	3-1	5.93	20	0	0	0	0	30.1	24	20	20	4	1	23	30	0
2012	Nashville	4-3	1.69	35	0	0	0	15	48.0	36	10	9	2	2	22	56	0
	MILWAUKEE	1-3	3.52	36	0	0	0	3	30.2	26	12	12	1	1	13	45	1
2013	MILWAUKEE	5-5	2.70	61	0	0	0	28	60.0	44	18	18	8	2	24	75	0
	Wisconsin	0-0	0.00	1	0	0	0	0	1.0	1	0	0	0	0	0	3	0
2014	MILWAUKEE	2-1	7.15	14	0	0	0	0	11.1	14	10	9	3	0	4	17	0
	Nashville	0-1	6.75	3	0	0	0	0	2.2	2	2	2	1	1	2	4	0
	Huntsville	0-0	0.00	3	0	0	0	0	4.0	1	1	0	0	0	1	4	1
	AZL Brewers	0-0	0.00	3	2	0	0	0	3.2	3	0	0	0	0	0	5	1
2015	Colorado Springs	1-1	4.55	29	1	0	0	2	29.2	31	15	15	4	0	17	25	2
	Biloxi	0-0	0.00	4	0	0	0	1	4.0	2	0	0	0	0	2	5	1
	Brevard County	0-1	4.50	2	1	0	0	0	2.0	2	1	1	1	0	1	3	0
2016	NEW YORK-NL2-2	4.11	44	0	0	0	0	0	35.0	34	17	16	7	2	14	40	0
	Binghamton	0-1	15.43	5	3	0	0	0	4.2	8	8	8	0	0	5	4	1
	Las Vegas	0-2	4.50	8	0	0	0	2	8.0	8	4	4	1	0	4	10	0
	St. Lucie	0-0	0.00	1	0	0	0	0	1.0	1	0	0	0	0	0	1	0
Major League Totals		10-11	3.61	155	0	0	0	31	137.0	118	57	55	19	5	55	177	1
Minor League Totals		41-41	4.00	372	47	1	1	66	688.2	620	358	306	65	37	298	556	27

# AL LeBOEUF • HITTING COACH



**OPENING DAY AGE:** 61

**BORN:** February 4, 1960 in Putnam, CT

**RESIDES:** Palm Harbor, FL

**MILWAUKEE ORGANIZATION:** 12th season

Al LeBoeuf begins his second season (2012) as the hitting coach for the Nashville Sounds. 2020 is his 12th season in the Brewers organization and his 34th year as a coach in Minor League Baseball.

He has previously held positions within the Brewers organization at Double-A Huntsville (2010-11), Nashville (2012), Single-A Wisconsin (2016), Triple-A Colorado Springs (2017), Double-A Biloxi (2018) and Triple-A San Antonio (2019). He was slated to be San Antonio's hitting coach in 2020 prior to the season being cancelled.

LeBoeuf's coaching career began in 1988 when he was a player-coach for Double-A Reading. He was a full-time coach within the Philadelphia organization from 1989-2000, including stops as a manager for short-season Batavia (1993-95), Advanced-A Clearwater (1996) and Double-A Reading (1997-98). He compiled a managerial record of 324-322 in those six seasons.

He has also coached in the New York Mets (2001-05), Kansas City Royals (2006) and Toronto Blue Jays (2007-09) organizations.

LeBoeuf played eight professional seasons in the Philadelphia organization from 1981-88. He was drafted in the 28th round of the 1981 June Amateur Draft out of Eastern Connecticut State University.

## CAREER STATISTICS

YEAR	CLUB	AVG	G	AB	R	H	2B	3B	HR	RBI	BB	SO	SB	CS	OBP	SLG
1981	Helena	.315	48	168	35	53	10	2	5	32	13	18	1	1	.359	.488
1982	Peninsula	.263	116	392	61	103	21	1	14	78	46	55	5	1	.341	.429
1983	Peninsula	.265	112	396	54	105	15	2	15	68	56	70	8	3	.364	.427
1984	Reading	.283	110	361	61	102	19	5	9	56	37	36	5	3	.348	.438
1985	Portland	.205	20	44	3	9	2	2	0	5	2	2	1	1	.234	.438
1986	Portland	.266	102	252	37	67	16	3	4	30	27	28	1	0	.340	.401
1987	Maine	.265	105	298	31	79	14	0	3	29	5	44	3	5	.358	.342
1988	Maine	.211	7	19	1	4	0	0	0	2	2	3	0	1	.286	.211
	Reading	.263	83	209	35	55	6	1	4	28	41	33	6	1	.386	.359
Minor League Totals		.270	703	2139	318	577	103	16	54	328	268	271	30	16	.352	.409

# NED YOST IV • COACH



**OPENING DAY AGE:** 38  
**BORN:** July 8, 1982 in Jackson, MS  
**RESIDES:** LaGrange, GA  
**MILWAUKEE ORGANIZATION:** 14th season

FIELD STAFF

Ned Yost IV begins his 14th season in the Brewers organization, and first as a coach with the Nashville Sounds. He was scheduled to be Triple-A San Antonio’s Coach in 2020 prior to the season getting cancelled. Yost has coached in the Brewers’ minor league system since 2008 and played in the system from 2005-07.

Yost has held coaching roles at short-season Helena (2008-11), Advanced-A Brevard County (2012-16), Triple-A Colorado Springs (2017-18) and San Antonio (2019).

Yost played in 221 games across three seasons from 2005-07. He was signed as a non-drafted free agent out of the University of Wisconsin-Oshkosh in 2005. Yost is the son of former Brewers manager Ned Yost.

## CAREER STATISTICS

YEAR	CLUB	AVG	G	AB	R	H	2B	3B	HR	RBI	BB	SO	SB	CS	OBP	SLG
2005	Helena	.302	57	202	34	61	10	4	4	32	26	46	6	1	.397	.450
2006	West Virginia	.287	93	331	48	95	21	6	6	46	33	87	7	3	.355	.441
	Brevard County	.139	24	79	11	11	3	0	1	6	8	23	0	1	.225	.215
2007	Brevard County	.248	47	145	12	36	5	0	0	17	23	54	1	0	.351	.283
Minor League Totals		.268	221	757	105	203	39	10	11	101	90	210	14	5	.352	.390

# LANNING TUCKER • ATHLETIC TRAINER



**OPENING DAY AGE:** 55

**BORN:** January 9, 1966 in Temple, TX

**RESIDES:** San Antonio, TX

**MILWAUKEE ORGANIZATION:** 2nd Season

Lanning Tucker begins his first season as the Athletic Trainer for the Nashville Sounds. Lanning joined the Milwaukee Brewers organization prior to the 2020 season and was scheduled to be Triple-A San Antonio's Athletic Trainer prior to the season being cancelled. He joined the organization after spending two years as the head Athletic Trainer/Sports Medicine Director at San Antonio's St. Mary's University.

Prior to his time at St. Mary's University, Tucker worked in the Minnesota Twins organization from 1992-2017. He worked a various levels in the Twins minor league system, including serving as the organization's head minor league Athletic Trainer and Rehab Coordinator from 1999-2012. Tucker was the Assistant Athletic Trainer and Rehab Coordinator on the Twins big league staff from 2013-17.

Tucker earned his bachelor's degree from Texas A&M University in 1987 and a master's degree from the United States Sports Academy in 1992.

# ANDREW EMMICK • STRENGTH & CONDITIONING SPECIALIST



**OPENING DAY AGE:** 39

**BORN:** May 6, 1981 in Owensboro, KY

**RESIDES:** Owensboro, KY

**MILWAUKEE ORGANIZATION:** 13th season

Andrew Emmick returns to Nashville as the team's Strength and Conditioning Specialist after spending five seasons with the Sounds from 2010-14 during the previous Milwaukee affiliation.

The Kentucky native enters his 13th year in the Brewers organization and previously held the same position with Triple-A San Antonio (2019-20) and Colorado Springs (2015-18). He also held the same role with Double-A Huntsville in 2009.

Prior to joining the Brewers, Emmick spent three years in the Los Angeles Angels organization as a Strength and Conditioning Coach with Triple-A Salt Lake (2008), Short-Season Tempe (2007) and Single-A Cedar Rapids (2006). Emmick has also worked at Athletic Sports Edge since 2005 as a training specialist for the NFL Scouting Combine and MLB preparation.

Emmick earned his bachelor's degree in business from Brescia University in 2004 and his master's degree in health and fitness management from the United States Sports Academy in 2006.





# PLAYERS





# R.J. ALVAREZ • RHP



**BATS:** Right **THROWS:** Right **HEIGHT:** 6-1 **WEIGHT:** 230  
**BORN:** June 8, 1991 in West Palm Beach, FL  
**RESIDES:** West Palm Beach, FL  
**OPENING DAY AGE:** 29 **MLB SERVICE:** 0.091  
**ACQUIRED:** Signed as a free agent by Milwaukee on April 4, 2021

## PERSONAL

- Roy Emilio Alvarez
- 9th professional season; 1st with Milwaukee
- Drafted by Los Angeles-AL in the 3rd round of the 2012 MLB Draft but did not sign
- Signed by Angels scout Ralph Reyes

## DID YOU KNOW?

- Alvarez pitched for the Sounds during parts of two seasons from 2015-16 when the team was the Triple-A affiliate of the Oakland Athletics

## HIGH SCHOOL/COLLEGE

- Graduated from Cardinal Newman (FL) High School
- Named First-Team All-Conference as a junior and senior...also named All-Area as a senior
- Attended Florida Atlantic University from 2010-12
- Went 8-1 with a 3.41 ERA in 38 career college appearances
- Named First-Team All-Sun Belt Conference as a junior when he went 5-0 with a 0.72 ERA in 22 games

## CAREER STATISTICS

YEAR	CLUB	W-L	ERA	G	GS	CG	SH	SV	IP	H	R	ER	HR	HB	BB	SO	WP
2012	Cedar Rapids	3-2	3.29	23	0	0	0	0	27.1	22	16	10	2	5	11	38	3
2013	Inland Empire	4-2	2.96	37	2	0	0	4	48.2	34	16	16	2	2	27	79	5
2014	Arkansas	0-0	0.33	21	0	0	0	1	27.0	13	2	1	0	3	10	38	0
	San Antonio	0-1	2.76	17	0	0	0	6	16.1	16	5	5	0	1	3	23	2
	SAN DIEGO	0-0	1.13	10	0	0	0	0	8.0	3	1	1	0	1	5	9	1
2015	Nashville	3-3	4.11	31	0	0	0	5	35.0	36	19	16	2	1	17	41	3
	OAKLAND	0-0	9.90	21	0	0	0	0	20.0	27	23	22	7	0	13	23	5
2016	Stockton	0-0	4.50	2	0	0	0	0	2.0	2	1	1	1	0	0	2	0
	Tennessee	0-1	7.71	20	0	0	0	0	23.1	34	20	20	2	2	12	30	6
	Nashville	1-0	0.00	1	0	0	0	0	1.2	0	0	0	0	0	0	3	0
2017	Round Rock	1-2	4.43	45	0	0	0	7	44.2	37	24	22	2	4	30	57	5
2018	Round Rock	4-4	3.68	45	0	0	0	24	44.0	40	21	18	2	0	18	44	9
2019	New Orleans	2-8	4.70	50	0	0	0	15	53.2	46	36	28	12	6	28	65	6
	Major League Totals	0-0	7.39	31	0	0	0	0	28.0	30	24	23	7	1	18	32	6
	Minor League Totals	18-23	3.81	292	2	0	0	62	323.2	280	160	137	25	24	156	420	39

## 2020

- Did not play affiliated baseball in 2020 due to the pandemic
- Spent part of the season at Boston's Alternate Training Site...was released on August 26

## 2019

- Went 2-8 with a 4.70 ERA in 50 games with Triple-A New Orleans...53.2 IP, 46 H, 36 R, 28 ER, 28 BB, 65 K
- Went 15-for-21 in save opportunities...his 15 saves was the second-most in the Pacific Coast League behind only David Carpenter's (Nashville) 21
- Led New Orleans in appearances and finished 34 games
- Made appearances at First Horizon Park on June 1 and July 11 – got a no-decision both outings
- Limited hitters to a .235 batting average

## 2018

- Went 4-4 with a 3.68 ERA in 45 games with Triple-A Round Rock...44.0 IP, 40 H, 21 R, 18 ER, 18 BB, 44 K
- Went 24-for-30 in save opportunities...Led the Pacific Coast League and was the seventh-most in all of Minor League Baseball
- Made appearances at First Horizon Park on June 22, June 23 and August 13...took a loss on August 13 after allowing a pair of runs in 0.2 innings

## 2017

- Went 1-2 with a 4.43 ERA in 45 games with Triple-A Round Rock...44.2 IP, 37 H, 24 R, 22 ER, 30 BB, 57K
- Limited hitters to a .220 batting average
- Went 7-for-7 in save opportunities

R.J. Alvarez Continued on page 22

**HIT·CITY**

ALVAREZ

## R.J. Alvarez Continued

### 2016

- Went 1-1 with a 7.00 ERA in 23 games with Triple-A Nashville (1), Double-A Tennessee (20) and Advanced-A Stockton (2)...27.0 IP, 36 H, 21 R, 21 ER, 12 BB, 35 K
- Underwent arthroscopic surgery to remove bone chips from his right elbow on March 29
- Pitched in three games on rehab assignment in June before being claimed off waivers by Chicago-NL on June 12
- Pitched in 20 games with Tennessee prior to being designated for assignment on September 6...was claimed off waivers by Texas on September 10

### 2015

- Went 0-0 with a 9.00 ERA in 21 games with Oakland...20.0 IP, 27 H, 23 R, 22 ER, 13 BB, 23 K
- Went 3-3 with a 4.11 ERA in 31 games with Triple-A Nashville...35.0 IP, 36 H, 19 R, 16 ER, 17 BB, 41 K
- Made Oakland's Opening Day roster and pitched in 6 games prior to being optioned to Nashville for the first time on April 22

### 2014

- Went 0-0 with a 1.13 ERA in 10 games with San Diego...8.0 IP, 3 H, 1 R, 1 ER, 5 BB, 9 K
- Went 0-1 with a 1.25 ERA with 38 games with Double-A Arkansas (21) and Double-A San Antonio (17)...43.1 IP, 29 H, 7 R, 6 ER, 13 BB, 61 K
- Began the season with Arkansas and made 21 appearances prior to being traded to San Diego with Taylor Lindsey, Jose Rondon and Elliot Morris in exchange for Huston Street and Trevor Gott on July 19
- Made his Major League debut on September 3 v. Arizona...ND, 0.2 IP, 1 H, 1 R, 1 ER, 2 BB
- The earned run he allowed in his debut was the only earned run allowed in 10 games with San Diego
- Limited hitters to a .192 batting average in the minors and .115 with San Diego
- Acquired by Oakland with Jesse Hahn in exchange for Derek Norris and Seth Streich on December 18

### 2013

- Went 4-2 with a 2.96 ERA in 37 games (2 starts) with Advanced-A Inland Empire...48.2 IP, 34 H, 16 R, 16 ER, 27 BB, 79 K
- Limited hitters to a .191 batting average and averaged 14.61 strikeouts per nine innings

### 2012

- Went 3-2 with a 3.29 ERA in 23 games with Single-A Cedar Rapids...27.1 IP, 22 H, 16 R, 10 ER, 11 BB, 38 K

## **SINGLE-GAME CAREER BESTS**

Innings: 3.0 (2x), Last – 6/22/13 w/ Inland Empire v. Lake Elsinore

Strikeouts: 5 (6x), Last – 5/2/17 w/ Round Rock v. Nashville

10+ K Games: None

Walks: 4 – 8/29/13 w/ Inland Empire at Modesto

Shutouts: None

Complete Games: None

Hits: 5 (4x), Last – 6/8/19 w/ New Orleans v. Sacramento

Runs: 7 – 4/21/15 w/ Oakland at Los Angeles-AL

HR: 3 – 6/21/19 w/ New Orleans v. Nashville

Winning Streak: 3 Games (2x), Last – 5/9 – 7/18/18 w/ Round Rock

Losing Streak: 5 Games – 5/7 – 7/18/19 w/ New Orleans

# CLAYTON ANDREWS • LHP



**BATS:** Left    **THROWS:** Left    **HEIGHT:** 5-6    **WEIGHT:** 160  
**BORN:** January 4, 1997 in Petaluma, CA  
**RESIDES:** Rohnert Park, CA  
**OPENING DAY AGE:** 24    **MLB SERVICE:** 0.000  
**ACQUIRED:** Drafted by Milwaukee in the 17th round of the 2018 First-Year Player Draft

## PERSONAL

- Clayton Davis Andrews
- 3rd professional season; all with Milwaukee
- Originally drafted by Los Angeles-NL in the 40th round of the 2017 MLB Draft but did not sign
- Signed by Brewers scout Dan Huston

## DID YOU KNOW?

- Was invited to Milwaukee's Major League spring training as a non-roster player
- Was high school teammates with Andrew Vaughn of the White Sox
- Pitched for Team USA in the WBSC Premier12 Tournament in November of 2019
- Enters the 2021 season as the 25th-best prospect in the organization according to MLB Pipeline

## HIGH SCHOOL/COLLEGE

- Graduated from Mario Carrillo (CA) High School
- Lettered 4 years in baseball and 3 years in basketball
- Named the 2015 All-Empire Large-School Player of the Year by the Santa Rosa Press Democrat and the 2015 North Bay Player of the Year
- Was a two-way player in high school...Posted a 0.58 ERA with 77 strikeouts in 48.2 innings as a senior and hit .396 with 25 runs and 22 RBI
- Attended Cabrillo College from 2016-17 and posted a 1.06 ERA with 122 strikeouts his freshman year
- Was named 2016 Coast Pacific Conference Player of the Year as a freshman...also hit .410 with 41 runs scored, 17 stolen bases
- Won the ABCA/Rawlings Gold Glove Award as an outfielder
- Transferred to Long Beach State University in 2018 and went 7-7 with a 1.99 ERA in 15 games

## CAREER STATISTICS

YEAR	CLUB	W-L	ERA	G	GS	CG	SH	SV	IP	H	R	ER	HR	HB	BB	SO	WP
2018	Helena	0-0	6.00	5	0	0	0	0	6.0	9	4	4	0	0	2	12	1
	Wisconsin	6-1	1.33	14	0	0	0	0	27.0	14	6	4	3	3	5	42	2
2019	Carolina	2-2	3.86	22	0	0	0	11	28.0	24	12	12	2	2	10	44	6
	Biloxi	3-0	2.59	17	0	0	0	0	31.1	19	9	9	3	1	15	33	2
Minor League Totals		29-23	3.19	86	86	3	1	0	471.0	444	190	167	37	10	142	431	16

## 2020

- Spent the season at the Milwaukee Brewers Alternate Training Site in Appleton, Wisconsin

## 2019

- Went 5-2 with a 3.19 ERA in 39 games with Double-A Biloxi (17) and Advanced-A Carolina (22)...59.1 IP, 43 H, 21 R, 21 ER, 25 BB, 77 K
- Named a MiLB.com Organization All-Star (Milwaukee)
- Began the season with Advanced-A Carolina and pitched in 22 games prior to being promoted to Biloxi on July 2
- Also started 16 games in center field and hit .333 (21-for-63) with 5 RBI
- Went 11-for-14 in save opportunities
- Limited batters to a .204 batting average


## 2018

- Went 6-1 with a 2.18 ERA in 19 games with Single-A Wisconsin (14) and Rookie-Level Helena (5)...33.0 IP, 23 H, 10 R, 8 ER, 7 BB, 54 K
- Limited batters to a .198 batting average

## SINGLE-GAME CAREER BESTS

Innings: 3.2 – 9/2/18 w/ Wisconsin at Kane County  
 Strikeouts: 6 (2x), Last – 9/2/18 w/ Wisconsin at Kane County  
 10+ K Games: None  
 Walks: 3 – 7/19/19 w/ Biloxi at Mobile  
 Shutouts: None  
 Complete Games: None  
 Hits: 4 (3x), Last – 6/30/19 w/ Carolina v. Potomac  
 Runs: 4 – 6/30/19 w/ Carolina v. Potomac  
 HR: 1 (8x), Last – 6/15/19 w/ Carolina v. Winston-Salem  
 Winning Streak: 6 Games – 7/15 – 8/26/18 w/ Wisconsin  
 Losing Streak: 2 Games – 4/24 – 5/25/19 w/ Carolina

# AARON ASHBY • LHP



**BATS:** Right **THROWS:** Left **HEIGHT:** 6-2 **WEIGHT:** 187  
**BORN:** May 24, 1998 in Kansas City, Missouri  
**RESIDES:** Kansas City, Missouri  
**OPENING DAY AGE:** 22 **MLB SERVICE:** 0.000  
**ACQUIRED:** Drafted by Milwaukee in the 4th round of the 2018 First-Year Player Draft

## PERSONAL

- Aaron Phillip Ashby
- 3rd professional season; all with Milwaukee
- Originally drafted by Texas in the 25th round of the 2017 MLB Draft but did not sign
- Signed by Brewers scout Drew Anderson

## DID YOU KNOW?

- Was invited to Milwaukee's Major League spring training as a non-roster player
- Is the nephew of Andy Ashby, who was a Major League pitcher from 1991-2004
- Enters the 2021 season as the 8th-best prospect in the organization according to Baseball America and the 7th-best according to MLB Pipeline

## HIGH SCHOOL/COLLEGE

- Graduated from Park Mill (MO) High School
- Attended Crowder College from 2017-18
- Graduated with an associate degree in general studies
- Went 18-2 with a 3.14 ERA in 33 games (24 starts) in his career
- Led all Junior College pitchers with 156 strikeouts as a sophomore
- Named First-Team NJCAA Division 1 All-American

## CAREER STATISTICS

YEAR	CLUB	W-L	ERA	G	GS	CG	SH	SV	IP	H	R	ER	HR	HB	BB	SO	WP
2018	Helena	1-2	6.20	6	3	0	0	1	20.1	18	15	14	3	2	8	19	3
	Wisconsin	1-1	2.17	7	7	0	0	0	37.1	40	9	9	1	0	9	47	1
2019	Wisconsin	3-4	3.54	11	10	1	0	0	61.0	47	29	24	4	5	28	80	3
	Carolina	2-6	3.46	13	13	0	0	0	65.0	54	31	25	1	3	32	55	3
Minor League Totals		7-13	3.53	37	33	1	0	1	183.2	159	84	72	9	10	77	201	10

## 2020

- Spent the season at the Milwaukee Brewers Alternate Training Site in Appleton, Wisconsin
- Was added to the 60-man Player Pool roster on August 25
- Entered the 2020 season as the 6th-best prospect in the organization according to Baseball America

## 2019

- Went 5-10 with a 3.50 ERA in 24 games (23 starts) with Advanced-A Carolina (13) and Single-A Wisconsin (11)...126.0 IP, 101 H, 60 R, 49 ER, 60 BB, 125 K
- Named the Milwaukee Brewers Minor League Pitcher of the Year
- Named a MiLB.com Organization All-Star (Milwaukee)
- Named a Mid-Season Midwest League All-Star
- Named Brewers Minor League Pitcher of the Month for May...2-1, 2.37 ERA, 30.1 IP, 22 H, 11 R, 8 ER, 8 BB, 36 K
- Logged 10 quality starts and 11 starts of 6+ innings
- Was leading the Midwest League in strikeouts with 80 prior to being promoted to Carolina on June 8
- Threw the only complete game of his career on April 17 at Beloit and struck out a career-high 13...L, 8.0 IP, 7 H, 4 R, 4 ER, 5 BB, 13 K
- Tossed 5 no-hit innings on April 23 v. Cedar Rapids...W, 5 IP, 0 H, 0 R, 3 BB, 10 K
- Limited hitters to a .222 batting average

## 2018

- Went 2-3 with a 3.59 ERA in 13 games (10 starts) with Single-A Wisconsin and Rookie-Level Helena...57.2 IP, 58 H, 24 R, 23 ER, 17 BB, 66 K
- Named Pioneer League Pitcher of the Week for July 16-22...1-0, 0.00 ERA, 7.0 IP, 2 H, 0 R, 1 BB, 4 K
- Logged 4 quality starts
- Had back-to-back no-run performance on July 21 v. Ogden (7 IP) and July 29 v. Kane County (6 IP)

Aaron Ashby Continued on page 25



**SINGLE-GAME CAREER BESTS**


Innings: 8.0 – 4/17/19 w/ Wisconsin at Beloit  
Strikeouts: 13 – 4/17/19 w/ Wisconsin at Beloit  
10+ K Games: 5, Last – 5/16/19 w/ Wisconsin at Burlington  
Walks: 4 (2x), Last – 8/14/18 w/ Wisconsin at Beloit  
Shutouts: None  
Complete Games: 1 – 4/17/19 w/ Wisconsin at Beloit (8 IP)  
Hits: 8 (2x), Last – 7/30/19 w/ Carolina v. Down East  
Runs: 7 – 4/12/19 w/ Wisconsin v. Quad Cities  
HR: 2 – 5/16/19 w/ Wisconsin at Burlington  
Winning Streak: 3 Games – 4/23 – 5/22/19 w/ Wisconsin  
Losing Streak: 4 Games – 7/12 – 8/4/19 w/ Carolina

**SOUND BYTES - NEW TO NASHVILLE**

The Sounds made their Nashville debut on April 26, 1978 vs Savannah in front of a sellout crowd of 8,156 fans at Greer Stadium. The Sounds defeated the Braves, 12-4.

The first fan to officially walk through the gates at Greer Stadium was William Lazenby, who held the ticket for Section X, row 2, seat 7.

The home opener came a day later than scheduled as rain washed out the planned Opening Day festivities the previous evening.



# LUKE BARKER • RHP



**BATS:** Right **THROWS:** Right **HEIGHT:** 6-3 **WEIGHT:** 230  
**BORN:** March 11, 1992 in Chico, CA  
**RESIDES:** Chico, CA  
**OPENING DAY AGE:** 29 **MLB SERVICE:** 0.000  
**ACQUIRED:** Signed as a free agent by Milwaukee on November 28, 2016

## PERSONAL

- Luke William Barker
- 5th professional season; 4th with Milwaukee

## DID YOU KNOW?

- Has served as an Assistant Baseball Coach at his alma mater, Chico State University
- Is a Certified Strength and Conditioning Specialist and graduated with a bachelor's degree in exercise physiology

## HIGH SCHOOL/COLLEGE

- Graduated from Pleasant Valley (CA) High School
- Attended Chico State University from 2012-15
- Finished his college career among program history leaders in games (2nd, 72), saves (3rd, 18), strikeouts (4th, 196) and innings (4th, 257.0)
- Set a single-season program record and tied for the Division II lead with 18 saves in 2014
- Named First-Team All-American, First-Team All-CCAA and First-Team All-West Region
- Earned several academic awards throughout his career

## CAREER STATISTICS

YEAR	CLUB	W-L	ERA	G	GS	CG	SH	SV	IP	H	R	ER	HR	HB	BB	SO	WP
2017	Wisconsin	1-4	2.84	22	0	0	0	5	31.2	30	12	10	2	0	8	34	5
	Carolina	1-1	3.68	12	0	0	0	1	22.0	24	10	9	2	0	6	14	3
2018	Carolina	6-4	2.21	46	0	0	0	20	61.0	47	23	15	3	0	16	63	4
2019	Biloxi	0-1	1.48	23	0	0	0	8	30.1	11	7	5	1	0	8	34	2
	San Antonio	1-1	1.20	17	1	0	0	0	30.0	13	6	4	2	2	7	32	4
Minor League Totals		9-11	2.21	120	1	0	0	34	175.0	125	58	43	10	2	45	177	18

## 2020

- Did not play affiliated baseball in 2020 due to the pandemic

## 2019

- Went 1-2 with a 1.34 ERA in 40 games (1 start) with Triple-A San Antonio (17) and Double-A Biloxi (23)...60.1 IP, 24 H, 13 R, 9 ER, 15 BB, 66 K
- Named a Southern League Mid-Season All-Star
- Began the season with Biloxi and pitched in 23 games prior to being promoted to San Antonio on June 20
- Went 12 straight appearances from May 3-June 4 without allowing any earned runs
- Tossed 11.1 innings without allowing any earned runs in the month of August
- Limited hitters to a .122 batting average

## 2018

- Went 6-4 with a 2.21 ERA in 46 games with Advanced-A Carolina...61.0 IP, 47 H, 23 R, 15 ER, 16 BB, 63 K
- Named a MiLB.com Organization All-Star (Milwaukee)
- Finished among Carolina League leaders in saves (1st, 20), games finished (1st, 38) and games (2nd, 46), and among Carolina League relievers leaders in opponent batting average (4th, .213) and K/9 (5th, 9.30)
- Went 2-0 with a 0.87 ERA (3 ER/22.0 IP) over an 18-game stretch in May and June
- Limited hitters to a .213 batting average

## 2017

- Went 2-5 with a 3.19 ERA in 34 games with Advanced-A Carolina (12) and Single-A Wisconsin (22)...53.2 IP, 54 H, 22 R, 19 ER, 14 BB, 48 K
- Limited hitters to a .222 batting average

## 2016

- Started his professional career for Traverse City of the Independent League Frontier League and went 1-4 with a 1.44 ERA in 42 games

Luke Barker Continued on page 27

**SINGLE-GAME CAREER BESTS**

Innings: 3.0 (7x), Last – 6/10/18 w/ Carolina at Winston-Salem

Strikeouts: 6 – 7/19/19 w/ San Antonio at Oklahoma City

10+ K Games: None

Walks: 4 – 4/26/18 w/ Carolina v. Myrtle Beach

Shutouts: None

Complete Games: None

Hits: 6 – 7/23/18 w/ Carolina at Lynchburg

Runs: 4 – 4/26/18 w/ Carolina v. Myrtle Beach

HR: 2 – 4/9/17 w/ Wisconsin v. Quad Cities

Winning Streak: 4 Games – 4/8 – 6/6/18 w/ Carolina

Losing Streak: 4 Games (2x), Last – 6/10 – 7/23/18 w/ Carolina

**SOUND BYTES - BACK-TO-BACK NO-HITTERS AT GREER**

Sounds fans had the opportunity to witness history during the 1988 season when an August series between Nashville and Indianapolis featured back-to-back no-hitters.

Indianapolis hurlers Randy Johnson (7.0 IP) and Pat Pacillo (1.0 IP) combined to no-hit the Sounds in a 1-0 loss on August 6. Nashville plated the game's only run without the benefit of a hit in the bottom of the first inning when Lenny Harris walked, stole second and third, and scored on a Luis Quinones groundout. Nashville's Keith Brown picked up the win by firing a two-hit shutout against the Indians.

The following evening, Nashville's Jack Armstrong fanned 11 and held Indianapolis hitless in a 4-0 Sounds victory. A walk issued to Razor Shines was the lone imperfection in his dominant outing.

# ALEC BETTINGER • RHP



**BATS:** Right **THROWS:** Right **HEIGHT:** 6-2 **WEIGHT:** 201  
**BORN:** July 13, 1995 in Alexandria, VA  
**RESIDES:** Richmond, VA  
**OPENING DAY AGE:** 25 **MLB SERVICE:** 0.000  
**ACQUIRED:** Drafted by Milwaukee in the 10th round of the 2017 First-Year Player Draft

## PERSONAL

- Alec John Bettinger
- 4th professional season; all with Milwaukee
- Signed by Brewers scout James Fisher

## DID YOU KNOW?

- Is a supporter of ForKids (Norfolk, VA), whose mission is to break the cycle of homelessness and poverty for families and children
- Enters the 2021 season as the 21st-best prospect in the organization according to Baseball America and the 23rd-best according to MLB Pipeline

## HIGH SCHOOL/COLLEGE

- Graduated from C.D. Hylton (VA) High School
- Named First-Team All-District and Honorable Mention All-Northwest Region in 2013
- Named Honorable Mention All-Northwest Region in 2012
- Attended the University of Virginia from 2014-17 and graduated with a bachelor's degree in media studies
- Left the University Virginia among program leaders in wins (1-4th, 22) and games pitched (7th, 82)
- Went 8-0 with a 2.43 ERA as a senior to become the third pitcher in program history to record 8+ wins and no losses in a season

## CAREER STATISTICS

YEAR	CLUB	W-L	ERA	G	GS	CG	SH	SV	IP	H	R	ER	HR	HB	BB	SO	WP
2017	Helena	3-3	4.97	15	9	0	0	0	50.2	52	30	28	1	2	23	39	3
2018	Wisconsin	5-4	3.73	12	11	0	0	0	62.2	59	28	26	6	2	17	50	3
	Carolina	1-6	6.91	13	12	1	0	0	54.2	70	43	42	10	1	17	56	5
2019	Biloxi	5-7	3.44	26	26	1	0	0	146.1	121	62	56	13	5	35	157	2
Minor League Totals		14-20	4.35	66	58	2	0	0	314.1	302	163	152	30	10	92	302	13

## 2020

- Spent the season at the Milwaukee Brewers Alternate Training Site in Appleton, Wisconsin
- Was added to the 60-man Player Pool roster on August 8

## 2019

- Went 5-7 with a 3.44 ERA in 26 games (26 starts) with Double-A Biloxi...146.1 IP, 121 H, 62 R, 56 ER, 35 BB, 157 K
- Named Brewers Minor League Pitcher of the Month for July...1-1, 2.81 ERA, 32.0 IP, 22 H, 12 R, 10 ER, 8 BB, 40 K
- Named Southern League Pitcher of the Week from May 27-June 2 when he went 2-0, 0.75 ERA, 12.0 IP, 6 H, 1 R, 1 ER, 3 BB, 15 K
- Finished among Southern League leaders in starts (1st), strikeouts (2nd), innings pitched (2nd), WHIP (2nd, 1.07), opponents batting average (4th, .223) and ERA (6th)
- Limited hitters to a .223 batting average
- Logged 15 quality starts and 16 starts of 6+ innings
- Punched out a career-high 12 batters on June 7 v. Pensacola...also recorded 10 strikeout games on May 16 v. Chattanooga and July 6 at Mississippi
- Recorded a sub-2.82 ERA every month of the season except for April

## 2018

- Went 6-10 with a 5.22 ERA in 25 games (23 starts) with Advanced-A Carolina (13) and Single-A Wisconsin (12)...117.1 IP, 129 H, 71 R, 68 ER, 34 BB, 106 K
- Began the season and pitched in 12 games with Wisconsin prior to being promoted to Carolina on June 15
- Logged 9 quality starts
- Struck out a season-high 10 batters on June 16 at Myrtle Beach...logged a 6-inning complete game
- Went 4-0 with a 1.57 ERA in 6 games (5 starts) in May...34.1 IP, 26 H, 7 R, 6 ER, 7 BB, 25 K

## 2017

- Went 3-3 with a 4.97 ERA in 15 games (9 starts) with Rookie-Level Helena...50.2 IP, 52 H, 30 R, 28 ER, 23 BB, 39 K
- Logged 1 quality start...7 shutout innings on September 2 v. Billings

Alec Bettinger Continued on page 29

## Alec Bettinger Continued

**SINGLE-GAME CAREER BESTS**

Innings: 7.0 (8x), Last – 8/17/19 w/ Biloxi v. Mobile

Strikeouts: 12 – 6/7/19 w/ Biloxi v. Pensacola

10+ K Games: 4, Last – 7/6/19 w/ Biloxi at Mississippi

Walks: 4 (3x), Last – 6/12/19 w/ Biloxi at Jackson

Shutouts: None

Complete Games: 2, Last – 7/25/19 w/ Biloxi at Jacksonville (7 IP)

Hits: 11 – 8/29/18 w/ Carolina v. Down East

Runs: 8 – 7/29/18 w/ Carolina at Potomac

HR: 3 (2x), Last – 7/30/19 w/ Biloxi v. Jackson

Winning Streak: 4 Games – 5/4 – 5/24/18 w/ Wisconsin

Losing Streak: 5 Games – 7/29 – 9/3/18 w/ Carolina

**10+ STRIKEOUT GAMES**

12 – 6/7/19 w/ Biloxi v. Pensacola

10 – 7/6/19 w/ Biloxi at Mississippi

10 – 5/16/19 w/ Biloxi v. Chattanooga

10 – 6/16/18 w/ Carolina at Myrtle Beach

**SOUND BYTES - IT'S A CYCLE**

Outfielder Tike Redman became the first Nashville Sounds player in the club's history to hit for the cycle, accomplishing the feat in 2001.

On June 30 at Tucson in a 6-5 defeat, the Sounds' leadoff hitter grounded out to second to open the game, singled to shortstop in the fourth inning, homered to right in the sixth, doubled down the right-field line in the seventh, then completed the feat with a one-out triple during the Sounds' 9th.

Catcher J.R. House joined Redman in the Nashville cycling club when he accomplished the feat on May 21, 2004 at Sacramento to lead the Sounds to an 8-7 win.

The backstop ripped an RBI double in the first, singled in the third, belted his eighth home run of the year in the fifth (off Sacramento starter Joe Blanton), and completed the feat with a go-ahead, two-out RBI triple on a 3-2 pitch in the top of the seventh inning that gave Nashville a lead that would last the remainder of the game.

Outfielder Caleb Gindl became the third member of the Sounds' cycle club on July 10, 2011, when he accomplished the feat at Albuquerque during a 9-5 Nashville victory.

The right fielder ripped a triple in the second, homered in the third, doubled in the eighth and completed the feat with a single in the ninth.



# PHIL BICKFORD • RHP



**BATS:** Right **THROWS:** Right **HEIGHT:** 6-4 **WEIGHT:** 200  
**BORN:** July 10, 1995 in Ventura, CA  
**RESIDES:** Glendale, AZ  
**OPENING DAY AGE:** 25 **MLB SERVICE:** 0.008  
**ACQUIRED:** By Milwaukee, along with Andrew Susac, in a trade with San Francisco for Will Smith on August 1, 2016

## PERSONAL

- Phillip Roger Bickford
- 7th professional season; 6th with Milwaukee
- Originally drafted by Toronto in the 1st round (10th overall) of the 2013 MLB Draft but did not sign
- Drafted by San Francisco in the 1st round (18th overall) of the 2015 MLB Draft
- Signed by Giants scout Chuck Fick

## DID YOU KNOW?

- Received the Russ Ford Award as the most outstanding relief pitcher and the Robert A. McNeese Award as the top prospect in the 2014 Cape Cod League

## HIGH SCHOOL/COLLEGE

- Graduated from Oaks Christian (CA) High School
- Lettered all 4 years and led the Lions to the CIF Southern Section IV Championship with an 18-strikeout performance
- Went 12-1 with a 0.83 ERA and 146 strikeouts in 84.2 IP as a senior
- Won a slew of awards in high school including CIF Southern Section Division IV Player of the Year
- Attended Cal State Fullerton in 2014 before transferring to the College of Southern Nevada in 2015
- Went 6-3 with a 2.13 ERA in 20 games as a freshman at Cal State Fullerton
- Named 2014 Big West Freshman Pitcher of the Year and Louisville Slugger Freshman All-American
- Was a 2015 Golden Spikes Award semifinalist after going 9-1 with a 1.45 ERA in 16 starts, 166 strikeouts in 86.2 IP

## CAREER STATISTICS

YEAR	CLUB	W-L	ERA	G	GS	CG	SH	SV	IP	H	R	ER	HR	HB	BB	SO	WP
2015	AZL Giants	0-1	2.01	10	10	0	0	0	22.1	13	5	5	0	1	6	32	2
2016	Augusta	3-4	2.70	11	11	1	0	0	60.0	49	23	18	2	2	15	69	4
	San Jose	2-2	2.73	6	6	1	0	0	33.0	21	10	10	3	2	12	36	1
	Brevard County	2-1	3.67	6	5	0	0	0	27.0	26	12	11	1	2	15	30	2
2017	AZL Brewers	1-0	2.12	6	5	0	0	0	17.0	14	5	4	0	2	10	16	2
2018	Carolina	0-0	4.67	21	0	0	0	0	34.2	37	21	18	3	3	18	41	5
2019	Carolina	3-0	2.48	20	0	0	0	1	32.2	23	9	9	2	1	11	53	1
2020	MILWAUKEE	0-0	36.00	1	0	0	0	0	1.0	4	4	4	0	2	0	2	1
Major League Totals		0-0	36.00	1	0	0	0	0	1.0	4	4	4	0	2	0	2	1
Minor League Totals		11-8	2.98	80	37	2	0	1	226.2	183	85	75	11	13	87	277	17

## 2020

- Appeared in 1 game with Milwaukee...1.0 IP, 4 H, 4 R, 4 ER, 0 BB, 2 K, 2 HBP
- Spent the majority of the season at the Milwaukee Brewers Alternate Training Site in Appleton, Wisconsin
- Made his Major League debut on September 1 v. Detroit

## 2019

- Went 3-0 with a 2.48 ERA in 20 games with Advanced-A Carolina...32.2 IP, 23 H, 9 R, 9 ER, 11 BB, 53 K
- Named Brewers Minor League Pitcher of the Month for August/September...2-0, 0.00 ERA, 18.0 IP, 5 H, 0 R, 3 BB, 28 K
- Did not allow a run over his last 14 appearances, covering 26.0 IP...opponents batted .108 during the span
- Limited hitters to a .197 batting average

## 2018

- Went 0-0 with a 4.67 ERA in 21 games with Advanced-A Carolina...34.2 IP, 37 H, 21 R, 18 ER, 18 BB, 41 K
- First year of his career as a reliever – started 37 of 39 games from 2015-17

## 2017

- Went 1-0 with a 2.12 ERA in 6 games (5 starts) with the AZL Brewers...17.0 IP, 14 H, 5 R, 4 ER, 10 BB, 16 K
- Began the season on the restricted list while serving a 50-game suspension for his second positive test for a drug of abuse
- Was on Carolina's injured list from May 29-August 2 with a broken right hand
- Entered the 2017 season as the 8th-best prospect in the organization according to Baseball America

Phil Bickford Continued on page 31

2016

- Went 7-7 with a 2.93 ERA in 23 games (22 starts) with Advanced-A Brevard County, Advanced-A San Jose and Single-A Augusta...120.0 IP, 96 H, 45 R, 39 ER, 42 BB, 135 K
- Traded from San Francisco to Milwaukee along with Andrew Susac for Will Smith on August 1
- Named South Atlantic Mid-Season All-Star
- Played in the Futures Game at Petco Park in San Diego
- Recorded three 10+ strikeout games including a career-high 13 on June 19 v. Rancho Cucamonga
- Logged 10 quality starts
- Limited hitters to a .219 batting average
- Entered the 2016 season as the 3rd-best prospect in the San Francisco organization according to Baseball America
- On December 9 was suspended 50 games for violating the Minor League Drug Prevention and Treatment Program

2015

- Went 0-1 with a 2.01 ERA in 10 games (10 starts) with the AZL Giants...22.1 IP, 13 H, 5 R, 5 ER, 6 BB, 32 K
- Limited hitters to a .169 batting average

**SINGLE-GAME CAREER BESTS**

Innings: 7.0 (3x), Last – 7/27/16 w/ San Jose v. Bakersfield  
 Strikeouts: 13 – 6/19/16 w/ San Jose v. Rancho Cucamonga  
 10+ K Games: 3, Last – 8/13/16 w/ Brevard County at Dunedin (10)  
 Walks: 6 – 8/18/16 w/ Brevard County v. Lakeland  
 Shutouts: None  
 Complete Games: 2, Last – 7/14/16 w/ San Jose at Lancaster (6 IP)  
 Hits: 8 – 5/4/16 w/ Augusta at Greenville  
 Runs: 5 – 7/20/18 w/ Carolina v. Winston-Salem  
 HR: 1 (11x), Last – 6/30/19 w/ Carolina vs. Potomac  
 Winning Streak: 3 Games – 7/9 – 8/17/19 w/ Carolina  
 Losing Streak: 2 Games (3x), Last – 7/14 – 7/27/16 w/ San Jose

**10+ STRIKEOUT GAMES**

13 – 6/19/16 w/ San Jose v. Rancho Cucamonga  
 10 – 8/13/16 w/ Brevard County at Dunedin  
 10 – 4/8/16 w/ Augusta at Rome

# RAY BLACK • RHP



**BATS:** Right **THROWS:** Right **HEIGHT:** 6-4 **WEIGHT:** 237  
**BORN:** June 26, 1990 in Wilkes-Barre, PA  
**RESIDES:** Shickshinny, PA  
**OPENING DAY AGE:** 30 **MLB SERVICE:** 1.168  
**ACQUIRED:** By Milwaukee, along with Drew Pomeranz, in a trade with San Francisco for Mauricio Dubon on July 31, 2019

## PERSONAL

- Raymond Anthony Black
- 8th professional season; 3rd with Milwaukee
- Drafted by San Francisco in the 7th round of the 2011 MLB Draft
- Signed by Giants scout John DiCarlo

## DID YOU KNOW?

- Considered quitting baseball in 2017 after undergoing elbow surgery...returned to Pennsylvania to work on the family farm but resumed baseball activities when elbow healed
- Missed his first two professional seasons in 2012 and 2013 after undergoing shoulder surgery to repair a torn labrum...following the surgery was given a 33% chance of ever throwing again

## HIGH SCHOOL/COLLEGE

- Graduated from Coughlin (PA) High School
- Underwent "Tommy John" during his senior year of high school
- Played on the New York Yankees Area Code team...also played in the Cape Cod Classic
- Named MVP in the P.A. Legion East-West Game
- Attended the University of Pittsburgh from 2009-11
- Appeared in 30 games during his career at Pitt but was limited due to a torn right meniscus before his sophomore season and a fractured right hand

## CAREER STATISTICS

YEAR	CLUB	W-L	ERA	G	GS	CG	SH	SV	IP	H	R	ER	HR	HB	BB	SO	WP
2014	Augusta	1-3	3.73	33	0	0	0	1	31.1	16	15	13	1	2	14	64	5
	San Jose	1-0	2.25	4	0	0	0	0	4.0	1	1	1	0	0	2	7	1
2015	San Jose	2-1	2.88	20	5	0	0	0	25.0	13	10	8	2	0	25	51	5
2016	Richmond	1-4	4.88	35	0	0	0	6	31.1	17	17	17	1	1	32	53	11
2017	AZL Giants	0-0	3.86	3	0	0	0	0	2.1	2	1	1	0	0	3	7	2
2018	Richmond	0-0	0.90	10	0	0	0	4	10.0	4	2	1	0	0	4	20	1
	Sacramento	3-0	3.16	26	0	0	0	1	25.2	15	10	9	2	0	8	46	1
	SAN FRANCISCO	2-2	6.17	26	0	0	0	0	23.1	17	16	16	4	1	10	33	1
2019	Sacramento	1-0	5.16	23	1	0	0	1	22.2	19	13	13	4	0	13	36	1
	San Antonio	0-0	1.50	6	0	0	0	1	6.0	1	2	1	0	0	2	9	0
	SAN FRANCISCO	0-0	4.50	2	0	0	0	0	2.0	4	1	1	1	0	1	5	0
	MILWAUKEE	0-1	5.14	15	0	0	0	0	14.0	10	8	8	4	1	8	13	0
2020	MILWAUKEE	0-0	3.00	3	0	0	0	0	3.0	2	1	1	0	0	3	3	0
Major League Totals		2-3	5.53	46	0	0	0	0	42.1	33	26	26	9	2	22	54	1
Minor League Totals		9-8	3.64	160	6	0	0	14	158.1	88	71	64	10	3	103	293	27

## 2020

- Went 0-0 with a 3.00 ERA in 3 games with Milwaukee...3.0 IP, 2 H, 1 R, 1 ER, 3 BB, 3 K
- Began the season on the injured list with a strained rotator cuff and didn't return until September 14

## 2019

- Went 0-1 with a 5.06 ERA in 17 games with San Francisco (2) and Milwaukee (15)...16.0 IP, 14 H, 9 R, 9 ER, 9 BB, 18 K
- Went 1-0 with a 4.60 ERA in 29 games with Triple-A Sacramento (23) and Triple-A San Antonio (9)...28.2 IP, 20 H, 15 R, 14 ER, 15 BB, 45 K
- Began the season with Sacramento and appeared in 23 games and 2 with San Francisco prior to being traded along with Drew Pomeranz for Mauricio Dubon on July 31
- Limited Major League hitters to a .233 batting average and Minor League hitters to a .200 batting average

## 2018

- Went 2-2 with a 6.17 ERA in 26 games with San Francisco...23.1 IP, 17 H, 16 R, 16 ER, 10 BB, 33 K
- Went 3-0 with a 2.52 ERA in 36 games with Triple-A Sacramento (26) and Double-A Richmond (10)...35.2 IP, 19 H, 12 R, 10 ER, 12 BB, 66 K
- Made his Major League debut on July 8 v. St. Louis...0.1 IP, 1 H, 3 R, 3 ER, 2 BB
- Earned the first Major League win of his career on August 5 v. Arizona
- Tossed 10.1 hitless innings over a 10-game span from July 10-August 5

Ray Black Continued on page 33

### Ray Black Continued

- Limited Major League hitters to a .207 batting average and Minor League hitters to a .153 batting average
- Racked up 16.66 strikeouts per nine innings in the minor leagues

#### 2017

- Went 0-0 with a 3.86 ERA in 3 games with the AZL Giants...2.1 IP, 2 H, 1 R, 1 ER, 3 BB, 7 K
- Limited to 3 relief appearances as he recovered from elbow surgery
- Missed over a month of time in the second half of the season with a bone spur in his right elbow

#### 2016

- Went 1-4 with a 4.88 ERA in 35 games with Double-A Richmond...31.1 IP, 17 H, 17 R, 17 ER, 32 BB, 53 K
- Missed over a month of time in the second half of the season with a bone spur in his right elbow

#### 2015

- Went 2-1 with a 2.88 ERA in 20 games (5 starts) with Advanced-A San Jose...25.0 IP, 13 H, 10 R, 8 ER, 25 BB, 51 K
- Missed nearly 2 months of the season with a strained lat and a strained bicep
- Limited hitters to a .153 batting average
- Played in the Arizona Fall League with the Scottsdale Scorpions and was named a Rising Star

#### 2014

- Went 2-3 with a 3.57 ERA in 37 games with Advanced-A San Jose (4) and Single-A Augusta (33)...35.1 IP, 17 H, 16 R, 14 ER, 16 BB, 71 K
- Limited hitters to a .140 batting average

### SINGLE-GAME CAREER BESTS

Innings: 7.0 (3x), Last – 7/27/16 w/ San Jose v. Bakersfield

Innings: 3.1 – 7/15/15 w/ San Jose v. Stockton

Strikeouts: 9 – 7/15/15 w/ San Jose v. Stockton

10+ K Games:

Walks: 5 – 7/8/15 w/ San Jose v. Bakersfield

Shutouts: None

Complete Games: None

Hits: 3 (10x), Last – 9/15/19 w/ Milwaukee at St. Louis

Runs: 5 – 7/27/14 w/ Augusta v. Greensboro

HR: 2 (3x), Last – 9/15/19 w/ Milwaukee at St. Louis


Winning Streak: 2 Games – 6/10 – 7/2/18 w/ Sacramento

Losing Streak: 4 Games – 4/16 – 5/19/16 w/ Richmond



Photo provided by the Milwaukee Brewers

# ZACK BROWN • RHP



**BATS:** Right **THROWS:** Right **HEIGHT:** 6-1 **WEIGHT:** 199  
**BORN:** December 15, 1994 in Seymour, IN  
**RESIDES:** Seymour, IN  
**OPENING DAY AGE:** 26 **MLB SERVICE:** 1.168  
**ACQUIRED:** Drafted by Milwaukee in the 5th round of the 2016 First-Year Player Draft

## PERSONAL

- Zachery Ryan Brown
- 5th professional season; all with Milwaukee
- Originally drafted by Chicago-NL in the 38th round of the 2013 MLB Draft but did not sign
- Signed by Brewers scout Jeff Simpson

## DID YOU KNOW?

- Was invited to Milwaukee's Major League spring training as a non-roster player
- Enters the 2021 season as the 18th-best prospect in the organization according to MLB Pipeline

## HIGH SCHOOL/COLLEGE

- Graduated from Seymour (IN) High School
- Named First-Team All-State and All-District as a senior...and All-Conference as a junior and senior
- Holds the Seymore High School single-season record with a 0.54 ERA
- Attended the University of Kentucky from 2014-16
- Named to the SEC Academic Honor Roll all three years

## CAREER STATISTICS

YEAR	CLUB	W-L	ERA	G	GS	CG	SH	SV	IP	H	R	ER	HR	HB	BB	SO	WP
2016	Helena	0-2	13.50	3	2	0	0	0	5.1	11	8	8	0	2	5	5	1
	Wisconsin	1-2	3.00	9	4	0	0	1	33.0	29	16	11	3	3	5	29	7
2017	Wisconsin	4-5	3.39	18	13	0	0	0	85.0	78	33	32	7	3	34	84	8
	Carolina	3-0	2.16	4	4	0	0	0	25.0	24	6	6	1	0	2	23	0
2018	AZL Brewers	0-0	0.00	1	1	0	0	0	2.0	3	0	0	0	0	1	3	1
	Biloxi	9-1	2.44	22	21	1	1	0	125.2	95	44	34	8	5	36	116	5
2019	San Antonio	3-7	5.79	25	23	0	0	0	116.2	138	86	75	16	5	64	98	11
Minor League Totals		9-11	2.21	120	1	0	0	34	175.0	125	58	43	10	2	45	177	18

## 2020

- Spent the season at the Milwaukee Brewers Alternate Training Site in Appleton, Wisconsin
- Entered the 2020 season as the 3rd-best prospect in the organization according to Baseball America

## 2019

- Went 3-7 with a 5.79 ERA in 25 games (23 starts) with Triple-A San Antonio...116.2 IP, 138 H, 86 R, 75 ER, 64 BB, 98 K
- Logged 5 quality starts
- Made 2 starts at First Horizon Park...April 21 (L, 5.0 IP, 5 H, 3 R, 3 ER, 2 BB, 7 K) and August 31 (ND, 5.0 IP, 5 H, 5 R, 4 ER, 2 BB, 6 K)
- Entered the 2020 season as the 5th-best prospect in the organization according to Baseball America

## 2018

- Went 9-1 with a 2.40 ERA in 23 games (22 starts) with Double-A Biloxi (22) and the AZL Brewers (1)...127.2 IP, 98 H, 44 R, 34 ER, 37 BB, 119 K
- Named the Brewers Minor League Pitcher of the Year and Southern League Most Outstanding Pitcher
- Named a Mid-Season and Post-Season All-Star
- Named MiLB.com Organization All-Star (Milwaukee)
- Named a Baseball America Double-A All-Star
- Named Brewers Minor League Pitcher of the Month of May...3-0, 1.62 ERA, 39.0 IP, 29 H, 10 R, 7 ER, 12 BB, 34 K
- Named Southern League Pitcher of the Week for June 11-17...1-0, 0.00 ERA, 9.0 IP, 1 H, 0 R, 0 BB, 8 K
- Logged 12 quality starts
- Tossed a complete-game, 1-hit shutout on June 15 v. Mississippi...the only hit he allowed was a double to Daniel Lockhart with two outs and two strikes in the 9th inning
- Had a sub-2.82 ERA in the month of May, June, July and August

## 2017

- Went 7-5 with a 3.11 ERA in 22 games (17 starts) with Advanced-A Carolina and Single-A Wisconsin...110.0 IP, 102 H, 39 R, 38 ER, 36 BB, 107 K

Zack Brown Continued on page 35



## Zack Brown Continued

- Logged 11 quality starts
- Had a sub .267 ERA in the months of June, July and August

2016

- Went 1-4 with a 4.46 ERA in 12 games (6 starts) with Single-A Wisconsin (9) and Rookie-Level Helena (4)...38.1 IP, 40 H, 24 R, 19 ER, 10 BB, 34 K

### SINGLE-GAME CAREER BESTS

Innings: 9.0 – 6/15/18 w/ Biloxi v. Mississippi  
Strikeouts: 11 – 6/5/18 w/ Biloxi at Pensacola  
10+ K Games: 2, Last – 6/5/18 w/ Biloxi @ Pensacola (11)  
Walks: 5 (5x), Last – 7/28/19 w/ San Antonio at Omaha  
Shutouts: 1 – 6/15/18 w/ Biloxi v. Mississippi  
Complete Games: 1 – 6/15/18 w/ Biloxi v. Mississippi  
Hits: 10 (2x), Last – 5/12/19 w/ San Antonio at New Orleans  
Runs: 8 – 5/12/19 w/ San Antonio at New Orleans  
HR: 2 (6x), Last – 8/31/19 w/ San Antonio at Nashville  
Winning Streak: 9 Games – 4/29 – 7/15/18 w/ Biloxi  
Losing Streak: 3 Games – 6/28 – 8/20/19 w/ San Antonio

### 10+ STRIKEOUT GAMES

11 – 6/5/18 w/ Biloxi at Pensacola  
10 – 5/31/18 w/ Biloxi v. Mississippi

## SOUND BYTES - STREAKING

In 1999, the Sounds posted the longest winning streak in minor league baseball by accumulating 15 straight victories from June 2 to June 20.

The streak included four consecutive series sweeps and saw Nashville outscore their opponents 110-61. The Sounds' streak ended on June 21 with an 8-7, 13-inning loss at Tucson. Nashville nearly kept the streak alive, coming from behind to knot the score with two runs in the top of the ninth and then taking a brief 7-6 lead in the top of the 12th before ultimately falling short.

The 2018 Nashville Sounds' squad matched the 15-game winning streak when they ran off 15 straight from July 29 - August 14. Nashville swept a seven-game homestand against Fresno and Sacramento before sweeping a four-game series in Colorado Springs to run the streak to 13 games. Back home again, the Sounds won the first two games against Round Rock before falling, 3-1, on August 15. Nashville outscored their opponents, 89-48, during the streak and hit .309 as a club.

BROWN

# LUIS CASTRO • INF



**BATS:** Right **THROWS:** Right **HEIGHT:** 6-1 **WEIGHT:** 187  
**BORN:** September 19, 1995 in Caja Seca, Venezuela  
**RESIDES:** Nueva Bolivia, Venezuela  
**OPENING DAY AGE:** 25 **MLB SERVICE:** 0.000  
**ACQUIRED:** Signed as a free agent by Milwaukee on November 6, 2019

## PERSONAL

- Luis Ricardo Castro
- 7th professional season; 1st with Milwaukee
- Originally signed as a non-drafted free agent by Colorado on August 13, 2012

## CAREER STATISTICS

YEAR	CLUB	AVG	G	AB	R	H	2B	3B	HR	RBI	BB	SO	SB	CS	OBP	SLG
2013	DSL Rockies	.264	70	250	40	66	10	1	2	23	29	43	7	6	.359	.336
2014	Grand Junction	.301	34	123	28	37	3	0	2	16	15	25	6	3	.380	.374
2015	Boise	.219	43	151	18	33	7	1	2	13	10	43	3	3	.290	.318
2016	Boise	.255	58	220	47	56	14	2	6	27	32	66	11	1	.362	.418
2017	Boise	.286	25	105	15	30	7	1	2	25	6	20	3	1	.327	.429
	Asheville	.244	12	41	3	10	6	0	0	9	0	5	2	1	.279	.390
2018	Boise	.349	30	106	16	37	7	2	5	23	15	24	8	1	.441	.594
	Lancaster	.354	27	96	18	34	10	0	3	13	5	24	0	1	.431	.552
2019	Lancaster	.317	106	385	93	122	24	2	25	98	61	98	14	3	.425	.584
	Hartford	.220	20	59	13	13	1	0	2	7	12	16	1	1	.382	.339
Minor League Totals		.285	425	1536	291	438	89	9	49	254	185	364	55	21	.379	.451

### 2020

- Did not play affiliated baseball in 2020 due to the pandemic

### 2019

- Played in 126 games with Double-A Hartford (20) and Advanced-A Lancaster (106) and hit .285 (135-for-444) with 106 runs, 25 doubles, 2 triples, 27 home runs, 105 RBI, 73 walks and 114 strikeouts
- Named a MiLB.com Organization All-Star (Colorado)
- Named a California League Mid-Season and Post-Season All-Star
- Named Co-Most Valuable Player of the California League
- Named California League Player of the Week from May 20-26 when he hit .400 (8-for-19) with 10 runs, 1 double, 3 home runs and 9 RBI
- Named California League Player of the Week from June 10-16 when he hit .500 (12-for-26) with 11 runs, 5 doubles, 4 home runs and 11 RBI
- Named MiLB.com California League Player of the Month for May
- Led the California League in home runs (25), RBI (98), runs (93), OBP (.425), slugging percentage (.584) and OPS (1.010) and ranked 2nd in batting average (.317), extra-base hits (51) and total bases (225)
- Had 36 multi-hit games and 27 multi-RBI games
- Recorded the only 3-homer game of his career and drove in a career-high 6 runs on May 26 v. Rancho Cucamonga
- Had four games with at least 5 RBI (May 26 v. Rancho Cucamonga, June 12 v. Inland Empire, July 7 at Inland Empire and August 28 v. Inland Empire)

### 2018

- Played in 57 games with Advanced-A Lancaster (27) and Short-Season Boise (30) and hit .351 (71-for-202) with 34 runs, 17 doubles, 2 triples, 8 home runs, 36 RBI, 20 walks and 48 strikeouts
- Had 18 multi-hit games and 10 multi-RBI games
- Hit .381 (37-for-97) with 21 runs, 7 doubles, 2 triples, 6 home runs and 21 RBI in 27 games in the month of July
- Had a 12-game hitting streak from July 2-16 and hit .435 (20-for-46) with 10 runs, 4 doubles, 2 triples, 2 home runs and 11 RBI
- Had a 12-game hitting streak from August 8-September 3 and hit .400 (16-for-41) with 3 runs, 5 doubles and 6 RBI

### 2017

- Played in 37 games with Single-A Asheville (12) and Short-Season Boise (25) and hit .274 (40-for-146) with 18 runs, 13 doubles, 1 triple, 2 home runs, 34 RBI, 6 walks and 25 strikeouts

Luis Castro Continued on page 37



## Luis Castro Continued

- Had 7 multi-hit games and 9 multi-RBI games

### 2016

- Played in 58 games with Short-Season Boise and hit .255 (56-for-220) with 47 runs, 14 doubles, 2 triples, 6 home runs, 27 RBI, 32 walks and 66 strikeouts  
- Had 14 multi-hit games and 5 multi-RBI games

### 2015

- Played in 43 games with Short-Season Boise and hit .219 (33-for-151) with 18 runs, 7 doubles, 1 triple, 2 home runs, 13 RBI, 10 walks and 43 strikeouts  
- Had 7 multi-hit games and 2 multi-RBI games

### 2014

- Played in 34 games with Rookie-League Grand Junction and hit .301 (37-for-123) with 28 runs, 3 doubles, 2 home runs, 16 RBI, 15 walks and 25 strikeouts  
- Had 8 multi-hit games and 3 multi-RBI games  
- Hit the only grand slam of his career on July 9 v. Missoula...3rd inning off Brad Keller

## SINGLE-GAME CAREER BESTS

Hits: 5 – 8/20/17 w/ Boise at Eugene

RBI: 6 – 5/26/19 w/ Lancaster v. Rancho Cucamonga

Runs: 4 (6x), Last – 6/16/19 w/ Lancaster v. Inland Empire

HR: 3 – 5/26/19 w/ Lancaster v. Rancho Cucamonga

GS: 1 – 7/9/14 w/ Grand Junction v. Missoula

K: 4 – 7/26/15 w/ Boise at Eugene

BB: 3 (5x), Last – 5/26/19 w/ Lancaster v. Rancho Cucamonga

SB: 2 (5x), Last – 7/5/19 w/ Lancaster at Lake Elsinore

Hit Streak: 12 Games (2x), Last – 8/8 – 9/3/18 w/ Lancaster

## SOUND BYTES - WIN NUMBER 3,000

On Friday, August 3, 2018, the Sounds notched franchise win number 3,000 with a 6-2 win over the visiting Fresno Grizzlies.

At the time of the win over Fresno, 1,485 of the wins came in the Pacific Coast League era. On August 28, 2018, the Sounds topped New Orleans, 7-3, to capture the franchise's 1,500th win as a Pacific Coast League member.

In the 42-year history of the Nashville Sounds, the team is 3,083-2,921 for a winning percentage of .513.

# JAKE COUSINS • RHP



**BATS:** Right **THROWS:** Right **HEIGHT:** 6-4 **WEIGHT:** 200  
**BORN:** July 14, 1994 in Park Ridge, IL  
**RESIDES:** St. Charles, IL  
**OPENING DAY AGE:** 26 **MLB SERVICE:** 0.000  
**ACQUIRED:** Signed as a free agent by Milwaukee on July 16, 2019

## PERSONAL

- Jake Owen Cousins
- 5th professional season; 2nd with Milwaukee
- Originally drafted by Washington in the 20th round of the 2017 MLB Draft but did not sign
- Signed by Nationals scout Tyler Wilt

## DID YOU KNOW?

- His Cousin, Kirk, plays quarterback for the Minnesota Vikings
- Named First Team All-Ivy League (unanimous) as a senior, Second Team All-Ivy as a sophomore and Honorable Mention All-Ivy as a freshman

## HIGH SCHOOL/COLLEGE

- Graduated from Wheaton (IL) Academy
- Lettered all 4 years in baseball and 2 years in basketball
- Named SCC First Team All-Conference and First Team All-Area West as a senior
- Won the 2012 Kane County Chronicle Achievement award...also a two-time scholastic achievement award recipient
- Attended the University of Pennsylvania from 2014-17 and graduated with a bachelor's degree in philosophy, politics and economics
- Went 20-7 with a 2.91 ERA in 38 games (31 starts) during his college career
- Finished his career among program leaders in wins (3rd) and ERA (6th)

## CAREER STATISTICS

YEAR	CLUB	W-L	ERA	G	GS	CG	SH	SV	IP	H	R	ER	HR	HB	BB	SO	WP
2017	GCL Nationals	0-0	3.00	3	0	0	0	0	3.0	3	2	1	0	2	3	4	2
	Auburn	2-2	2.43	15	0	0	0	2	29.2	27	12	8	0	1	7	23	3
2018	GCL Nationals	0-0	4.09	7	1	0	0	0	11.0	13	5	5	0	0	2	8	0
2019	AZL Brewers	2-0	2.57	7	0	0	0	1	14.0	10	4	4	0	1	0	21	1
	Wisconsin	1-0	1.26	7	0	0	0	2	14.1	6	2	2	0	2	2	18	4
Minor League Totals		5-2	2.50	39	1	0	0	5	72.0	59	26	20	0	5	14	74	10

## 2020

- Did not play affiliated baseball in 2020 due to the pandemic
- Played in 15 games with the Chicago Dos of the Independent American Association

## 2019

- Went 3-0 with a 1.91 ERA in 14 games with Single-A Wisconsin (7) and the AZL Brewers (7)...28.1 IP, 16 H, 6 R, 6 ER, 2 BB, 39 K
- Released by Washington on March 27
- Pitched in 15 games with the Schaumburg Boomers of the Independent Frontier League prior to signing with the Brewers on July 16
- Limited hitters to a .163 batting average

## 2018

- Went 0-0 with a 4.09 ERA in 7 games (1 start) with the GCL Nationals...11.0 IP, 13 H, 5 R, 5 ER, 2 BB, 8 K
- Missed most of the season with a right forearm flexor mass strain

## 2017

- Went 2-2 with a 2.48 ERA in 18 games with Short-Season Auburn (15) and the GCL Nationals (3)...32.2 IP, 30 H, 14 R, 9 ER, 10 BB, 27 K

## SINGLE-GAME CAREER BESTS

Innings: 4.0 – 7/28/17 w/ Auburn v. West Virginia  
Strikeouts: 7 – 8/11/19 w/ AZL Brewers at AZL Athletics  
10+ K Games: None  
Walks: 3 – 7/24/17 w/ Auburn at Williamsport  
Shutouts: None  
Complete Games: None  
Hits: 6 (2x), Last – 8/20/18 w/ GCL Nationals v. GCL Cardinals  
Runs: 5 – 7/24/17 w/ Auburn at Williamsport  
HR: None  
Winning Streak: 2 Games – 7/28 – 8/2/17 w/ Auburn  
Losing Streak: 1 Game (2x), Last – 8/28/17 w/ Auburn at Williamsport

# DYLAN COZENS • OF



**BATS:** Left    **THROWS:** Left    **HEIGHT:** 6-6    **WEIGHT:** 245  
**BORN:** May 31, 1994 in Scottsdale, AZ  
**RESIDES:** Scottsdale, AZ  
**OPENING DAY AGE:** 26    **MLB SERVICE:** 0.082  
**ACQUIRED:** Signed as a free agent by Milwaukee on December 17, 2020

## PERSONAL

- Dylan Wallace Cozens
- 10th professional season; 1st with Milwaukee
- Drafted by Philadelphia in the 2nd Round of the 2012 MLB Draft
- Signed by Phillies scout Brad Holland

## DID YOU KNOW?

- Was invited to Milwaukee's Major League spring training as a non-roster player
- His father, Randy, played defensive end for the University of Pittsburgh and was drafted by the Denver Broncos in the 1976 NFL Draft

## HIGH SCHOOL/COLLEGE

- Graduated from Chaparral (AZ) High School
- Hit 19 home runs as senior to break Paul Konerko's school record
- Was named All-State in baseball, football and basketball
- Was committed to Arizona State University to play baseball and football (defensive end) prior to being drafted by Philadelphia

COZENS

## CAREER STATISTICS

YEAR	CLUB	AVG	G	AB	R	H	2B	3B	HR	RBI	BB	SO	SB	CS	OBP	SLG
2012	GCL Phillies	.255	50	161	24	41	11	2	5	24	21	44	8	2	.341	.441
2013	Williamsport	.265	68	245	50	65	19	2	9	35	28	64	11	6	.343	.469
2014	Lakewood	.248	132	509	69	126	25	6	16	62	40	147	23	7	.303	.415
2015	GCL Phillies	.200	4	15	1	3	1	0	0	4	0	4	0	0	.267	.267
	Clearwater	.282	96	365	52	103	22	5	5	46	26	79	18	5	.335	.411
	Reading	.350	11	40	6	14	2	0	3	9	3	7	2	1	.386	.625
2016	Reading	.276	134	521	106	144	38	3	40	125	61	186	21	1	.350	.591
2017	Lehigh Valley	.210	135	476	68	100	12	3	27	75	58	194	8	3	.418	.418
2018	Lehigh Valley	.246	88	297	49	73	17	2	21	58	46	124	9	6	.345	.529
	PHILADELPHIA	.158	26	38	2	6	2	0	1	2	6	24	1	0	.273	.289
2019	GCL Rays	.250	4	8	2	2	1	0	1	2	3	3	1	1	.417	.750
	Durham	.286	2	7	2	2	1	0	1	1	2	1	0	0	.444	.857
	Lehigh Valley	.167	23	78	20	13	1	2	6	15	20	42	5	2	.333	.462
	PHILADELPHIA	.000	1	1	0	0	0	0	0	0	0	0	0	0	.000	.000
Major League Totals		.154	27	39	2	6	2	0	1	2	6	24	1	0	.267	.282
Minor League Totals		.252	747	2722	449	686	150	25	134	456	308	895	106	34	.329	.473

## 2020

- Spent the season at Tampa Bay's Alternate Training Site in Port Charlotte, Florida

## 2019

- Played in 1 game with Philadelphia and went 0-for-1
- Played in 29 games with Triple-A Lehigh Valley (23), Triple-A Durham (2) and the GCL Rays (4) and hit .183 (17-for-93) with 24 runs, 3 doubles, 2 triples, 8 home runs, 18 RBI, 25 walks and 46 strikeouts
- Began the season with Lehigh Valley and played in 23 games prior to being designated for assignment on July 31...was released on August 1 and signed by Tampa Bay to a minor league free agent contract on August 9
- Had 2 multi-hit games and 5 multi-RBI games

## 2018

- Played in 26 games with Philadelphia and hit .158 (6-for-38) with 2 runs, 2 doubles, 1 home run, 2 RBI, 6 walks and 24 strikeouts
- Played in 88 games with Triple-A Lehigh Valley and hit .246 (73-for-297) with 49 runs, 17 doubles, 2 triples, 21 home runs, 58 RBI, 46 walks and 124 strikeouts
- Began the season with Lehigh Valley and was optioned/recalled several times throughout the season... finished the year with Philadelphia
- Named a MiLB.com Organization All-Star (Philadelphia)
- Made his Major League debut on June 1 at San Francisco...collected a single off Chris Stratton for his first hit

Dylan Cozens Continued on page 40



## Dylan Cozens Continued

- Had 18 multi-hit games and 16 multi-RBI games
- Recorded his second 3-homer of his career on May 2 v. Syracuse...had 6 total multi-homer games on the season

### 2017

- Played in 135 games with Triple-A Lehigh Valley and hit .210 (100-for-476) with 68 runs, 12 doubles, 3 triples, 27 home runs, 75 RBI, 58 walks and 194 strikeouts
- Named a Mid-Season International League All-Star
- Had 23 multi-hit games and 20 multi-RBI games
- Had 3 multi-homer games

### 2016

- Played in 134 games with Double-A Reading and hit .276 (144-for-521) with 106 runs, 38 doubles, 3 triples, 40 home runs, 125 RBI, 61 walks and 186 strikeouts
- Named a MiLB.com Organization All-Star (Philadelphia)
- Named a Baseball America Minor League All-Star and Double-A All-Star
- Named the Eastern League Most Valuable Player
- Played in the 2016 Futures Game at Petco Park in San Diego
- Had 41 multi-hit games and 30 multi-RBI games
- Recorded the first 3-homer game of his career on August 3 v. Bowie (career-high 7 RBI)...had 4 total multi-homer games on the season
- Had a career-best 11-game hitting streak from May 7-18 when he hit .326 (15-for-46) with 9 runs, 3 doubles, 5 home runs and 9 RBI
- Led all of Minor League Baseball with 40 home runs...a Double-A Reading team record and the most in the Eastern League since Ron Kittle had 40 in 1981
- Led all minor leaguers in RBI, extra-base hits (83) and total bases (308)
- Went 21-for-22 in stolen base attempts

### 2015

- Played in 111 games with Double-A Reading (11), Advanced-A Clearwater (96) and the GCL Phillies (15) and hit .286 (120-for-420) with 59 runs, 25 doubles, 5 triples, 8 home runs, 59 RBI, 29 walks and 90 strikeouts
- Named a Post-Season Florida State League All-Star
- Had 36 multi-hit games and 14 multi-RBI games
- Went 20-for-26 in stolen base attempts

### 2014

- Played in 132 games with Single-A Lakewood and hit .248 (126-for-509) with 69 runs, 25 doubles, 6 triples, 16 home runs, 62 RBI, 40 walks and 147 strikeouts
- Named a MiLB.com Organization All-Star (Philadelphia)
- Had 31 multi-hit games and 15 multi-RBI games
- Went 23-for-30 in stolen base attempts

### 2013

- Played in 68 games with Short-Season Williamsport and hit .265 (65-for-245) with 50 runs, 19 doubles, 2 triples, 9 home runs, 35 RBI, 28 walks and 64 strikeouts
- Named a MiLB.com Organization All-Star (Philadelphia)
- Had 14 multi-hit games and 10 multi-RBI games

### 2012

- Played in 50 games with Rookie-Level GCL Phillies and hit .255 (41-for-161) with 24 runs, 11 doubles, 2 triples, 5 home runs, 24 RBI, 21 walks and 44 strikeouts
- Had 11 multi-hit games and 7 multi-RBI games

## SINGLE-GAME CAREER BESTS

Hits: 4 (8x), Last – 8/3/16 w/ Reading v. Bowie  
RBI: 7 – 8/3/16 w/ Reading v. Bowie  
Runs: 4 (2x), Last – 8/3/16 w/ Reading v. Bowie  
HR: 3 (2x), Last – 5/2/18 w/ Lehigh Valley v. Syracuse  
GS: 1 (4x), Last – 4/8/19 w/ Lehigh Valley v. Scranton/Wilkes-Barre  
K: 5 – 4/29/17 w/ Lehigh Valley at Toledo  
BB: 3 (5x), Last – 4/8/18 w/ Lehigh Valley at Pawtucket  
SB: 2 (8x), Last – 5/3/19 w/ Lehigh Valley at Buffalo  
Hit Streak: 11 Games – 5/7 – 5/18/16 w/ Reading

# LEO CRAWFORD • LHP



**BATS:** Left    **THROWS:** Left    **HEIGHT:** 6-0    **WEIGHT:** 180  
**BORN:** February 2, 1997 in Puerto Cabezas, Nicaragua  
**RESIDES:** Managua, Nicaragua  
**OPENING DAY AGE:** 24    **MLB SERVICE:** 0.000  
**ACQUIRED:** By Milwaukee in a trade with Los Angeles-NL  
for Corey Knebel on December 11, 2020

## PERSONAL

- Leonardo Lenard Crawford
- 5th professional season; 1st with Milwaukee
- Originally signed as a free agent by Los Angeles-NL on December 15, 2014

## CAREER STATISTICS

YEAR	CLUB	W-L	ERA	G	GS	CG	SH	SV	IP	H	R	ER	HR	HB	BB	SO	WP
2015	DSL Dodgers	5-4	1.41	15	14	0	0	0	63.2	55	16	10	0	2	10	74	0
2016	GCL Dodgers	2-1	2.58	8	4	0	0	0	38.1	31	14	11	1	1	7	39	3
	Great Lakes	4-1	2.20	6	5	0	0	0	28.2	22	7	7	3	0	9	24	1
2017	Great Lakes	7-10	4.60	25	24	0	0	0	135.0	134	80	69	12	4	47	97	4
2018	Great Lakes	0-5	4.02	14	9	0	0	0	47.0	52	26	21	2	3	6	33	1
	Rancho Cucamonga	8-0	2.77	13	11	0	0	0	68.1	59	22	21	3	2	19	61	0
	Oklahoma City	0-1	81.00	1	0	0	0	0	0.1	1	4	3	1	0	2	0	1
2019	Rancho Cucamonga	5-4	2.96	19	16	1	1	0	91.1	95	33	30	8	4	20	106	2
	Tulsa	2-0	2.37	6	5	0	0	0	30.1	31	9	8	2	2	7	28	0
Minor League Totals		33-26	3.22	107	88	1	1	0	503.0	480	211	180	32	18	127	462	12

## 2020

- Did not play affiliated baseball in 2020 due to the pandemic

## 2019

- Went 7-4 with a 2.81 ERA in 25 games (21 starts) with Double-A Tulsa (6) and Advanced-A Rancho Cucamonga (19)...121.2 IP, 126 H, 42 R, 38 ER, 27 BB, 134 K
- Named a MiLB.com Organization All-Star (Los Angeles-NL)
- Named Texas League Pitcher of the Week for August 5-11...1-0, 0.00 ERA, 11.0 IP, 8 H, 1 R, 0 ER, 2 BB, 18 K
- Named California League Pitcher of the Week for July 8-14...1-1, 1.29 ERA, 14.0 IP, 10 H, 2 R, 2 ER, 1 BB, 18 K
- Tossed a 3-hit, complete-game shutout with 10 strikeouts on July 9 at Lake Elsinore (faced 2 batters above the minimum)
- Logged 8 quality starts
- Made his Double-A debut with Tulsa on August 6 v. Springfield and struck out a career-high 11 over 6 shutout innings
- Went 3-1 with a 1.72 ERA in 6 starts in July...36.2 IP, 35 H, 7 R, 7 ER, 6 BB, 45 K
- Had a sub-2.38 ERA in every month of the season except for April (11.17)

## 2018

- Went 8-6 with a 3.50 ERA in 28 games (20 starts) with Triple-A Oklahoma City (1), Advanced-A Rancho Cucamonga (13) and Single-A Great Lakes (14)...115.2 IP, 112 H, 52 R, 45 ER, 27 BB, 94 K
- Named a MiLB.com Organization All-Star (Los Angeles-NL)
- Named California League Pitcher of the Week for July 2-8...1-0, 0.00 ERA, 7.0 IP, 1 H, 0 R, 1 BB, 7 K
- Logged 6 quality starts including 3 starts of 6+ IP with 0 runs allowed
- Went 7-0 with a 2.73 ERA in 11 starts across July and August...62.2 IP, 53 H, 20 R, 19 ER, 16 BB, 58 K

## 2017

- Went 7-10 with a 4.60 ERA in 25 games (24 starts) with Single-A Great Lakes...135.0 IP, 134 H, 80 R, 69 ER, 47 BB, 97 K
- Named Midwest League Pitcher of the Week for May 1-7...1-0, 0.00 ERA, 6.0 IP, 1 H, 0 R, 1 BB, 5 K
- Logged 12 quality starts including 6 starts of 6+ innings and 1 or less run allowed

## 2016

- Went 6-2 with a 2.42 ERA in 14 games (9 starts) with Single-A Great Lakes (6) and the AZL Dodgers (8)...67.0 IP, 53 H, 21 R, 18 ER, 16 BB, 63 K

Leo Crawford Continued on page 42

**SINGLE-GAME CAREER BESTS**

Innings: 9.0 – 7/9/19 w/ Rancho Cucamonga at Lake Elsinore  
Strikeouts: 11 – 8/6/19 w/ Tulsa v. Springfield  
10+ K Games: 2, Last – 8/6/19 w/ Tulsa v. Springfield (11)  
Walks: 5 (2x), Last – 8/26/17 w/ Great Lakes v. Dayton  
Shutouts: 1 – 7/9/19 w/ Rancho Cucamonga at Lake Elsinore  
Complete Games: 1 – 7/9/19 w/ Rancho Cucamonga at Lake Elsinore  
Hits: 11 (2x), Last – 7/31/17 w/ Great Lakes at Lansing  
Runs: 10 – 7/31/17 w/ Great Lakes at Lansing  
HR: 3 – 5/26/19 w/ Rancho Cucamonga at Lancaster  
Winning Streak: 4 Games – 6/1 – 7/9/19 w/ Rancho Cucamonga  
Losing Streak: 5 Games – 4/23 – 6/29/18 w/ Great Lakes

**SOUND BYTES - NO FREE PASSES**

Sounds right-hander Brian Meadows set a Pacific Coast League record over the course of the 2002 & 2003 seasons when he did not walk a batter in 70 2/3 consecutive innings.

The streak began on July 17, 2002 with no outs in the 2nd inning and extended through July 18, 2003 at the conclusion of the 9th inning.

The streak never came to an end, as Meadows was recalled by the Pittsburgh Pirates following that outing on July 18 and never returned to the PCL before retiring in 2007.

# BUBBA DERBY • RHP



**BATS:** Left    **THROWS:** Right    **HEIGHT:** 5-11    **WEIGHT:** 185  
**BORN:** February 24, 1994 in Arcadia, CA  
**RESIDES:** Duarte, CA  
**OPENING DAY AGE:** 27    **MLB SERVICE:** 0.000  
**ACQUIRED:** By Milwaukee, along with Jacob Nottingham, in a trade with Oakland for Khris Davis on February 12, 2016

## PERSONAL

- Bowdlen Henry Derby
- 6th professional season; 5th with Milwaukee
- Drafted by Oakland in the 6th round of the 2015 MLB Draft
- Signed by Athletics scout Trevor Ryan

## HIGH SCHOOL/COLLEGE

- Graduated from LaSalle (CA) High School
- Named a two-time Division 4 All-CIF Selection
- Named Del Rey League MVP with a senior...posted a 9-1 record with a 0.60 ERA and hit .395 with 27 RBI
- Attended San Diego State University from 2013-15
- Went 20-11 with a 3.28 ERA in 58 games (33 starts) with 275 strikeouts in his career
- Named Second Team West ABCA/Rawlings All-Region, All-Mountain West First Team and to the NCAA Regional All-Tournament team as a junior
- Named All-Mountain West First Team as a sophomore
- Named a Louisville Slugger Freshman All-American and All-Mountain West Second Team as a freshman

## CAREER STATISTICS

YEAR	CLUB	W-L	ERA	G	GS	CG	SH	SV	IP	H	R	ER	HR	HB	BB	SO	WP
2015	AZL Athletics	0-1	6.75	2	2	0	0	0	2.2	5	3	2	0	0	0	2	0
	Vermont	1-0	0.78	12	8	0	0	0	34.2	19	4	3	2	0	10	45	0
2016	Brevard County	6-13	5.59	26	25	0	0	0	132.0	165	91	82	17	5	47	109	8
2017	Biloxi	2-1	2.88	18	2	0	0	0	50.0	40	16	16	1	3	20	46	3
	Colorado Springs	5-0	3.55	12	12	0	0	0	63.1	59	27	25	7	4	17	49	4
2018	Colorado Springs	6-5	4.49	31	16	1	1	0	118.1	127	65	59	9	4	50	96	7
2019	San Antonio	7-8	4.99	27	18	0	0	1	115.1	117	68	64	21	8	49	104	2
Minor League Totals		27-28	4.38	128	83	1	1	1	516.1	532	274	251	57	24	193	451	24

### 2020

- Did not play affiliated baseball in 2020 due to the pandemic

### 2019

- Went 7-8 with a 4.99 ERA in 27 games (18 starts) with Triple-A San Antonio...115.1 IP, 117 H, 68 R, 64 ER, 49 BB, 104 K
- Logged 4 quality starts
- Had a combined 3.30 ERA (23 ER/62.2 IP) in the months of May, June and August compared to a 7.01 ERA (41 ER/52.2 IP) in the months of April, July and September

### 2018

- Went 6-5 with a 4.49 ERA in 31 games (16 starts) with Triple-A Colorado Springs...118.1 IP, 127 H, 65 R, 59 ER, 50 BB, 96 K
- Named Brewers Minor League Pitcher of the Month for June...2-0, 0.82 ERA, 22.0 IP, 16 H, 5 R, 2 ER, 8 BB, 22 K
- Went 1-0 with a 2.13 ERA in the month of April...25.1 IP, 22 H, 7 R, 6 ER, 12 BB, 17 K
- Hurlled a 7-inning, complete-game shutout on August 29 at Omaha...7.0 IP, 4 H, 0 R, 1 BB, 3 K
- Logged 3 quality starts
- Pitched for the Peoria Javelinas of the Arizona Fall League

### 2017

- Went 7-1 with a 3.26 ERA in 30 games (14 starts) with Triple-A Colorado Springs (12) and Double-A Biloxi (18)...113.1 IP, 99 H, 43 R, 41 ER, 37 BB, 95 K
- Named Pacific Coast League Pitcher of the Week for August 14-20...2-0, 1.42 ERA, 12.2 IP, 7 H, 2 R, 2 ER, 2 BB, 10 K
- Logged 3 quality starts

Bubba Derby Continued on page 44

## Bubba Derby Continued

### 2016

- Went 6-13 with a 5.59 ERA in 26 games (25 starts) with Advanced-A Brevard County...132.0 IP, 165 H, 91 R, 82 ER, 47 BB, 109 K
- Led the Florida State League in starts
- Logged 4 quality starts

### 2015

- Went 1-1 with a 1.21 ERA in 14 games (10 starts) with Short-Season Vermont and the AZL Athletics...37.1 IP, 24 H, 7 R, 5 ER, 10 BB, 47 K

## SINGLE-GAME CAREER BESTS

Innings: 8.0 – 7/11/16 w/ Brevard County at Bradenton

Strikeouts: 9 (2x), Last – 6/5/17 w/ Biloxi at Mississippi

10+ K Games:

Walks: 5 (2x), Last – 6/21/19 w/ San Antonio at Omaha

Shutouts: 1 – 8/29/18 w/ Colorado Springs at Omaha (7 IP)

Complete Games: 1 – 8/29/18 w/ Colorado Springs at Omaha (7 IP)

Hits: 10 (3x), Last – 9/4/16 w/ Brevard County v. Daytona

Runs: 9 – 7/20/19 w/ San Antonio at Oklahoma City

HR: 3 (2x), Last – 7/20/19 w/ San Antonio at Oklahoma City

Winning Streak: 4 Games – 6/27 – 8/26/17 w/ Colorado Springs

Losing Streak: 6 Games – 7/17 – 9/4/16 w/ Brevard County

DERBY





# LUCAS ERCEG • INF



**BATS:** Left    **THROWS:** Right    **HEIGHT:** 6-3    **WEIGHT:** 200  
**BORN:** May 1, 1995 in San Jose, CA  
**RESIDES:** Phoenix, AZ  
**OPENING DAY AGE:** 25    **MLB SERVICE:** 0.000  
**ACQUIRED:** Drafted by Milwaukee in the 2nd round of the 2016 First-Year Player Draft

## PERSONAL

- Lucas Stijepan Erceg
- 5th professional season; all with Milwaukee
- Signed by Brewers scout Joseph Graham

## DID YOU KNOW?

- Also pitched in college (26 games) and posted a 1.44 ERA (49.2 IP, 8 ER)

## HIGH SCHOOL/COLLEGE

- Graduated from Westmont (CA) High School, where he was the 2013 Central Coast Section Player of the Year as a senior
- Attended California University-Berkeley before transferring to Menlo College
- Named All-Pac 12 First Team as a sophomore
- Broke the Menlo College single-season home run record with 20 during his junior season

## CAREER STATISTICS

YEAR	CLUB	AVG	G	AB	R	H	2B	3B	HR	RBI	BB	SO	SB	CS	OBP	SLG
2016	Helena	.400	26	105	17	42	8	1	2	22	8	16	8	1	.452	.552
	Wisconsin	.281	42	167	17	47	9	3	7	29	12	38	1	3	.328	.497
2017	Carolina	.256	127	496	66	127	33	1	15	81	35	95	2	3	.307	.417
	Colorado Springs	.400	3	10	2	4	2	0	0	2	1	1	0	0	.455	.600
2018	Biloxi	.248	123	463	52	115	21	1	13	51	37	82	3	1	.306	.382
2019	San Antonio	.218	116	357	55	78	17	1	15	52	44	102	2	2	.305	.398
Minor League Totals		.258	437	1598	209	413	90	7	52	237	137	334	16	10	.319	.421

## 2020

- Did not play affiliated baseball in 2020 due to the pandemic
- Played in 28 games with the Sugar Land Lightning Sloths of the Constellation Energy League (Indy)

## 2019

- Played in 116 games with Triple-A San Antonio and hit .218 (78-for-357) with 55 runs, 1 triple, 15 home runs, 52 RBI, 44 walks and 102 strikeouts
- Had 17 multi-hit games and 12 multi-RBI games
- Collected six consecutive multi-hit games from August 4-11
- Notched the only multi-homer game of his career on April 9 v. Memphis
- Matched career-highs in hits (4) and runs scored (3) on June 13 v. Tacoma
- Finished the season by hitting .274 (20-for-73) with 12 runs, 7 extra-base hits and 10 RBI in 25 games in the month of August
- Entered the season as the 8th-best prospect in the organization according to Baseball America

## 2018

- Played in 123 games with Double-A Biloxi and hit .248 (115-for-463) with 52 runs, 21 doubles, 1 triple, 13 home runs, 51 RBI, 37 walks and 82 strikeouts
- Had 30 multi-hit games and 14 multi-RBI games
- Hit .362 (21-for-58) with 7 runs, 5 doubles, 1 home run and 9 RBI in the first 15 games of the season
- Hit .314 (33-for-105) with 17 runs, 4 doubles, 7 home runs and 16 RBI in 28 games in the month of July
- Matched a career-high with 5 RBI on July 27 at Jackson
- Collected three consecutive 3-hit games from July 27-29
- Entered the season as the 6th-best prospect in the organization according to Baseball America

## 2017

- Played in 130 games with Advanced-A Carolina (127) and Triple-A Colorado Springs (3) and hit .259 (131-for-506) with 68 runs, 35 doubles, 1 triple, 15 home runs, 83 RBI, 36 walks and 96 strikeouts
- Played in 127 games with Carolina before transferring to Colorado Springs for the final 3 games of the season
- Named a MiLB.com Organization All-Star (Milwaukee)
- Named a Carolina League Post-Season All-Star

Lucas Erceg Continued on page 46

### Lucas Erceg Continued

- Named Carolina League Player of the Week for August 21-27 when he hit .462 (12-for-26) with 8 runs, 4 doubles, 1 home run and 7 RBI
- Named Carolina League Player of the Week for July 24-30 when he hit .478 (11-for-23) with 7 runs, 2 doubles, 1 triple, 3 home runs and 12 RBI
- Finished among Carolina League leaders in RBI (1st, 81), total bases (2nd, 207), extra-base hits (T2nd, 49) and doubles (4th, 33).
- Led all Milwaukee minor leaguers with 83 RBI
- Clubbed the only grand slam of his career on July 26 at Myrtle Beach
- Hit .326 (31-for-95) with 12 runs, 7 doubles, 2 home runs, 20 RBI and 7 walks in 25 games in the month of June
- Played in 14 games with the Salt River Rafters of the Arizona Fall League
- Entered the season as the 8th-best prospect in the organization according to Baseball America

### 2016

- Played in 68 games with short-season Helena (26) and Single-A Wisconsin (42) and hit .327 (89-for-272) with 34 runs, 17 doubles, 4 triples, 9 home runs, 51 RBI, 20 walks and 54 strikeouts
- Made his professional debut with Helena and played in 26 games before being transferred to Wisconsin on July 19
- Named a MiLB.com Organization All-Star (Milwaukee)
- His .400 (42-for-105) batting average was 2nd in the Pioneer League at the time of his promotion
- Hit safely in 53 of 68 games

### SINGLE-GAME CAREER BESTS

Hits: 4 (4x), Last – 8/7/19 w/ San Antonio at Albuquerque  
RBI: 5 (2x), Last – 7/27/18 w/ Biloxi at Jackson  
Runs: 3 (5x), Last – 8/7/19 w/ San Antonio at Albuquerque  
HR: 2 – 4/9/19 w/ San Antonio v. Memphis  
GS: 1 – 7/26/17 w/ Carolina at Myrtle Beach  
K: 3 (15x), Last – 9/2/19 w/ San Antonio at Nashville  
BB: 3 (2x), Last – 4/10/19 w/ San Antonio v. Memphis  
SB: 1 (16x), Last – 6/9/19 w/ San Antonio at Las Vegas  
Hit Streak: 9 Games (3x), Last – 6/22 – 7/1/18 w/ Biloxi



Photo provided by the Milwaukee Brewers

# MARIO FELICIANO • C



**BATS:** Right **THROWS:** Right **HEIGHT:** 6-1 **WEIGHT:** 200  
**BORN:** November 20, 1998 in Bayamon, Puerto Rico  
**RESIDES:** San Juan, Puerto Rico  
**OPENING DAY AGE:** 22 **MLB SERVICE:** 0.000  
**ACQUIRED:** Drafted by Milwaukee in the Comp. Balance Round B of the 2016 First-Year Player Draft

## PERSONAL

- Mario Javier Feliciano
- 5th professional season; all with Milwaukee
- Signed by Brewers scout Charlie Sullivan

## HIGH SCHOOL/COLLEGE

- Attended the Carlos Beltran Baseball Academy in Puerto Rico

## DID YOU KNOW?

- Enters the 2021 season as the 7th-best prospect in the organization according to Baseball America and the 5th-best according to MLB Pipeline

## CAREER STATISTICS

YEAR	CLUB	AVG	G	AB	R	H	2B	3B	HR	RBI	BB	SO	SB	CS	OBP	SLG
2016	AZL Brewers	.265	29	117	16	31	5	3	16	16	7	19	2	2	.307	.359
2017	Wisconsin	.251	104	402	47	101	16	2	4	36	34	72	10	2	.320	.331
2018	AZL Brewers	.286	4	14	0	4	1	0	0	2	3	0	1		.375	.357
	Carolina	.205	42	146	20	30	7	1	3	12	13	59	2	0	.329	.329
2019	Carolina	.273	116	440	62	120	25	4	19	81	29	139	2	1	.324	.477
	Biloxi	.167	3	12	2	2	0	1	0	0	0	4	0	0	.286	.333
Minor League Totals		.255	298	1131	147	288	54	11	26	147	85	296	16	6	.315	.391

## 2020

- Did not play affiliated baseball in 2020 due to the pandemic
- Spent time at the Milwaukee Brewers Alternate Training Site in Appleton, Wisconsin
- Entered the 2020 season as the 7th-best prospect in the organization according to Baseball America

## 2019

- Played in 119 games with Advanced-A Carolina (116) and Double-A Biloxi (3) and hit .270 (122-for-452) with 64 runs, 25 doubles, 5 triples, 19 home runs, 81 RBI, 29 walks and 143 strikeouts
- Had 31 multi-hit games and 21 multi-RBI games
- Earned Carolina League MVP honors
- Named a Carolina League Mid-Season and Post-Season All-Star
- Named Carolina League Player of the Week for June 3-9 when he hit .429 (9-for-21) with 8 runs, 1 double, 1 triple, 5 home runs and 11 RBI...homered in 4 consecutive games from June 3-7, including the 2nd multi-homer game of his career on June 3 v. Frederick
- Finished among Carolina League leaders in home runs (1st, 19), slugging percentage (1st, .477), RBI (2nd, 81), OPS (2nd, .801), extra-base hits (2nd, 48) and total bases (2nd, 210)
- Set a career-high with 5 RBI on May 11 vs. Myrtle Beach and again on May 17 at Fayetteville
- Collected at least 1 RBI in 7 consecutive games from June 3-11
- Threw out 29.3% of stolen base attempts (17 of 58 runners)
- Following the season played in 27 games for Manati in the Puerto Rican Winter League

## 2018

- Played in 46 games with Advanced-A Carolina (42) and the AZL Brewers (4) and hit .213 (34-for-160) with 20 runs, 8 doubles, 1 triple, 3 home runs, 14 RBI, 15 walks and 62 strikeouts
- Didn't begin his season until June 1 with Carolina...played in 13 games before missing nearly a month of action
- Had 10 multi-hit games and 3 multi-RBI games
- Threw out 55% of stolen base attempts (11 of 20 runners)
- Following the season played in 2 games for the Peoria Javelinas in the Arizona Fall League before undergoing right shoulder surgery on November 1, 2018

## 2017

- Played in 104 games with Single-A Wisconsin and hit .251 (101-for-402) with 47 runs, 16 doubles, 2 triples, 4 home runs, 36 RBI, 34 walks and 72 strikeouts
- Named a MiLB.com Organization All-Star (Milwaukee)

Mario Feliciano Continued on page 48

## Mario Feliciano Continued

- Named a Midwest League All-Star
- Had a 10-game hitting streak from May 4-15 and hit .366 (15-for-41) with 4 runs, 4 doubles and 8 RBI
- Matched his career-best 10-game hitting streak with another from July 23-August 6 and hit .268 (11-for-41) with 4 runs, 2 doubles, 1 home run and 7 RBI
- Threw out 27.4% of stolen base attempts (26 of 95 runners)

2016

- Played in 29 games with the AZL Brewers and hit .265 (31-for-117) with 16 runs, 5 doubles, 3 triples, 16 RBI, 7 walks and 19 strikeouts
- Threw out 16.7% of stolen base attempts (5 of 30 runners)
- Following the season played in 4 games for Aguadilla in the Puerto Rican Winter League

## SINGLE-GAME CAREER BESTS

Hits: 4 (2x), Last – 4/23/19 w/ Carolina at Myrtle Beach

RBI: 5 (2x), Last – 5/17/19 w/ Carolina at Fayetteville

Runs: 3 (2x), Last – 5/20/19 w/ Carolina v. Lynchburg

HR: 2 (2x), Last – 6/3/19 w/ Carolina v. Frederick

GS: None

K: 4 (3x), Last – 6/15/19 w/ Carolina v. Winston-Salem

BB: 3 – 7/9/19 w/ Carolina v. Lynchburg

SB: 2 (2x), Last – 6/17/18 w/ Carolina at Myrtle Beach

Hit Streak: 10 Games (2x), Last – 7/23 – 8/6/17 w/ Wisconsin

FELICIANO



Photo provided by the Milwaukee Brewers

# J.P. FEYEREISEN • RHP



**BATS:** Right **THROWS:** Right **HEIGHT:** 6-2 **WEIGHT:** 211  
**BORN:** February 7, 1993 in River Falls, WI  
**RESIDES:** River Falls, WI  
**OPENING DAY AGE:** 28 **MLB SERVICE:** 0.108  
**ACQUIRED:** By Milwaukee in a trade with New York-AL  
 for Brenny Escanio and International Signing Bonus Pool  
 Money on September 2, 2019

## PERSONAL

- Jonathan Paul Feyereisen
- 8th professional season; 2nd with Milwaukee
- Drafted by Cleveland in the 16th round of the 2014 MLB Draft
- Signed by Indians scout Les Pajari

## DID YOU KNOW?

- Became the 10th Wisconsin-born player to play for the Brewers when he made his team debut (Gene Brabender, Jerry Augustine, Jim Gantner, Willie Mueller, Bob Wickman, Paul Wagner, Matt Erickson, Damian Miller and Vinny Rottino)

## HIGH SCHOOL/COLLEGE

- Graduated from River Falls (WI) High School
- Lettered all 4 years and won a Legion state championship
- Named Third Team All-State as a senior and was the State Tournament Most Valuable Player
- Named First Team All-Conference as a senior and Second-Team as a junior
- Attended the University of Wisconsin-Stevens Point from 2012-14
- Went 19-7 with a 3.00 ERA in 38 games (32 starts) with 163 strikeouts in his college career
- Named WIAC Pitcher of the Year and First-Team All-Midwest Region as a sophomore...team took fourth place in the Division III College World Series
- Named WIAC Honorable Mention as a junior

## CAREER STATISTICS

YEAR	CLUB	W-L	ERA	G	GS	CG	SH	SV	IP	H	R	ER	HR	HB	BB	SO	WP
2014	Mahoning Valley	3-0	0.00	15	0	0	0	4	17.0	9	0	0	0	1	1	24	0
2015	Lake County	1-0	1.08	16	0	0	0	10	16.2	7	2	2	1	0	6	25	0
	Lynchburg	0-1	2.61	30	0	0	0	2	31.0	23	9	9	1	0	10	31	0
2016	Arkansas	4-3	2.23	33	0	0	0	5	40.1	30	12	10	3	0	20	56	3
	Trenton	3-0	0.50	9	0	0	0	0	18.0	8	2	1	0	4	6	22	0
2017	Trenton	0-0	2.70	13	0	0	0	3	20.0	14	6	6	2	0	8	18	1
	Scranton/WB	2-3	3.53	24	0	0	0	1	43.1	35	20	17	3	2	20	42	3
2018	Scranton/WB	6-6	3.45	37	0	0	0	1	60.0	56	24	23	5	1	25	59	0
2019	Scranton/WB	10-2	2.49	40	0	0	0	7	61.1	37	22	17	6	0	31	94	1
2020	MILWAUKEE	0-0	5.79	6	0	0	0	0	9.1	4	6	6	3	1	5	7	0
Major League Totals		0-0	5.79	6	0	0	0	0	9.1	4	6	6	3	1	5	7	0
Minor League Totals		29-15	2.49	217	0	0	0	33	307.2	219	97	85	21	8	127	371	8

### 2020

- Went 0-0 with a 5.79 ERA in 6 games with Milwaukee...9.1 IP, 4 H, 6 R, 6 ER, 5 BB, 7 K
- Made his first Major League Opening Day roster
- Made his Major League debut on July 24 v. Chicago-NL...1.0 IP, 1 H, 1 R, 1 ER, 0 BB, 1 K
- Limited hitters to a .138 batting average

### 2019

- Went 10-2 with a 2.49 ERA in 40 games with Triple-A Scranton/Wilkes-Barre...61.1 IP, 37 H, 22 R, 17 ER, 31 BB, 94 K
- Named a Mid-Season International League All-Star
- Went 7-for-10 in save opportunities
- Recorded a career-high 7 strikeouts on May 25 at Syracuse
- Had a sub-2.26 ERA in April, May, June and August
- Limited hitters to a .173 batting average
- Traded by New York-AL to Milwaukee on September 2 and added to the Brewers 40-man roster on November 20

### 2018

- Went 6-6 with a 3.45 ERA in 37 games with Triple-A Scranton/Wilkes-Barre...60.0 IP, 56 H, 24 R, 23 ER, 25 BB, 59 K
- Combined to go 3-1 with a 0.93 ERA in 17 games in the months of May and June

J.P. Feyereisen Continued on page 50



## J.P. Feyereisen Continued

### 2017

- Went 2-3 with a 3.27 ERA in 37 games with Triple-A Scranton/Wilkes-Barre (24) and Double-A Trenton (13)...63.1 IP, 49 H, 26 R, 23 ER, 28 BB, 60 K
- Had a sub 2.41 ERA in May, June and August
- Limited hitters to a .219 batting average

### 2016

- Went 7-3 with a 1.70 ERA in 42 games with Double-A Akron (33) and Double-A Trenton (9)...58.1 IP, 38 H, 14 R, 11 ER, 26 BB, 78 K
- Acquired by New York-AL from Cleveland, along with OF Clint Frazier, Justus Sheffield and Ben Heller, in exchange for Andrew Miller on July 31
- Named a Mid-Season Eastern League All-Star
- Limited hitters to a .185 batting average
- Pitched for the Scottsdale Scorpions in the Arizona Fall League

### 2015

- Went 1-1 with a 2.08 ERA in 46 games with Advanced-A Lynchburg (30) and Single-A Lake County (16)...47.2 IP, 30 H, 11 R, 11 ER, 16 BB, 56 K
- Went 12-for-14 in save opportunities
- Limited hitters to a .179 batting average

### 2014

- Went 3-0 with a 0.00 ERA in 15 games with Short-Season Mahoning Valley...17.0 IP, 9 H, 0 R, 1 BB, 24 K
- Limited hitters to a .150 batting average

### SINGLE-GAME CAREER BESTS

Innings: 3.0 (7x), Last – 4/24/19 w/ Scranton/Wilkes-Barre at Rochester  
Strikeouts: 7 – 5/25/19 w/ Scranton/Wilkes-Barre at Syracuse  
10+ K Games: None  
Walks: 4 – 4/24/18 w/ Scranton/Wilkes-Barre v. Columbus  
Shutouts: None  
Complete Games: None  
Hits: 6 – 5/3/18 w/ Scranton/Wilkes-Barre v. Pawtucket  
Runs: 5 (2x), Last – 8/7/18 w/ Scranton/Wilkes-Barre at Norfolk  
HR: 2 (3x), Last – 8/14/19 w/ Scranton/Wilkes-Barre at Charlotte  
Winning Streak: 7 Games – 4/26 – 7/5/19 w/ Scranton/Wilkes-Barre  
Losing Streak: 4 Games – 7/21 – 8/22/18 w/ Scranton/Wilkes-Barre



Photo provided by the Milwaukee Brewers



# DYLAN FILE • RHP



**BATS:** Right **THROWS:** Right **HEIGHT:** 6-1 **WEIGHT:** 202  
**BORN:** June 4, 1996 in Lake Havasu, AZ  
**RESIDES:** Phoenix, AZ  
**OPENING DAY AGE:** 24 **MLB SERVICE:** 0.000  
**ACQUIRED:** Drafted by Milwaukee in the 21st Round of the 2017 First-Year Player Draft

## PERSONAL

- Dylan Michael File
- 4th professional season; all with Milwaukee
- Signed by Brewers scout Jeff Scholzen

## DID YOU KNOW?

- Enters the 2021 season as the 24th-best prospect in the organization according to Baseball America and the 26th-best according to MLB Pipeline
- Underwent surgery on February 4, 2021 to repair a stress fracture in his right elbow

## HIGH SCHOOL/COLLEGE

- Graduated from Desert Hills (UT) High School
- Named Utah 3A First-Team All-State and Region 9 MVP as a senior
- Went 7-2 with a 0.63 ERA with 123 strikeouts in 66.2 IP...also hit .400 with a team-high 36 RBI
- Attended Dixie State University from 2015-17
- Named All-PacWest Second Team as a junior, All-PacWest Third Team as a sophomore and PacWest Freshman of the Year as a freshman

## CAREER STATISTICS

YEAR	CLUB	W-L	ERA	G	GS	CG	SH	SV	IP	H	R	ER	HR	HB	BB	SO	WP
2017	Helena	1-2	4.02	12	7	0	0	0	47.0	51	32	21	7	3	13	37	0
2018	Wisconsin	8-10	3.96	25	25	0	0	0	136.1	152	68	60	15	4	28	114	5
2019	Carolina	6-4	3.80	12	12	1	0	0	66.1	71	30	28	4	5	7	63	2
	Biloxi	9-2	2.79	14	14	0	0	0	80.2	74	27	25	5	5	15	73	2
Minor League Totals		24-18	3.65	63	58	1	0	0	330.1	348	157	134	31	17	63	287	9

### **2020**

- Spent the season at the Milwaukee Brewers Alternate Training Site in Appleton, Wisconsin
- Was added to the Brewers 40-man roster on November 20

### **2019**

- Went 15-6 with a 3.24 ERA in 26 games (26 starts) with Double-A Biloxi (14) and Advanced-A Carolina (12)...147.0 IP, 145 H, 57 R, 53 ER, 22 BB, 136 K
- Named a Mid-Season Carolina League All-Star
- Named Carolina League Pitcher of the Week for April 22-28...1-0, 0.00 ERA, 6.0 IP, 5 H, 0 R, 0 BB, 5 K
- Finished among Brewers Minor League leaders in wins (1st), innings pitched (2nd) and strikeouts (4th)
- At the time of his promotion to Biloxi on June 13 he was leading the Carolina League in WHIP (1.18) and tied for the league lead in wins (6)
- Beginning June 13, finished among Southern League leaders in wins (1st, 9), winnings percentage (1st, .818), strikeouts (4th, 73), WHIP (4th, 1.10), innings pitched (4th, 80.2) and ERA (5th, 2.79)
- Logged 15 quality starts and 5 starts of at least 6+ IP and 0 runs allowed

### **2018**

- Went 8-10 with a 3.96 ERA in 25 games (25 starts) with Single-A Wisconsin...136.1 IP, 152 H, 68 R, 60 ER, 28 BB, 114 K
- Named a Mid-Season Midwest League All-Star
- Logged 9 quality starts and 2 starts of 7+ IP and 0 runs allowed

### **2017**

- Went 1-2 with a 4.02 ERA in 12 games (7 starts) with Rookie-Level Helena...47.0 IP, 51 H, 32 R, 31 ER, 13 BB, 37 K
- Logged 2 quality starts

## SINGLE-GAME CAREER BESTS

Innings: 8.0 – 7/11/16 w/ Brevard County at Bradenton  
 Strikeouts: 9 (2x), Last – 6/5/17 w/ Biloxi at Mississippi  
 10+ K Games:  
 Walks: 5 (2x), Last – 6/21/19 w/ San Antonio at Omaha  
 Shutouts: 1 – 8/29/18 w/ Colorado Springs at Omaha (7 IP)  
 Complete Games: 1 – 8/29/18 w/ Colorado Springs at Omaha (7 IP)  
 Hits: 10 (3x), Last – 9/4/16 w/ Brevard County v. Daytona  
 Runs: 9 – 7/20/19 w/ San Antonio at Oklahoma City  
 HR: 3 (2x), Last – 7/20/19 w/ San Antonio at Oklahoma City  
 Winning Streak: 4 Games – 6/27 – 8/26/17 w/ Colorado Springs  
 Losing Streak: 6 Games – 7/17 – 9/4/16 w/ Brevard County

# DEREK FISHER • OF



**BATS:** Left    **THROWS:** Right    **HEIGHT:** 6-3    **WEIGHT:** 215  
**BORN:** August 21, 1993 in Lebanon, PA  
**RESIDES:** Rexmont, PA  
**OPENING DAY AGE:** 27    **MLB SERVICE:** 2.061  
**ACQUIRED:** By Milwaukee in a trade with Toronto for cash  
 and a player to be named later on February 15, 2021

## PERSONAL

- Derek Joseph Fisher
- 8th professional season; 1st with Milwaukee
- Originally drafted by Toronto in the 6th round of the 2011 MLB Draft but did not sign
- Drafted by Houston in the Competitive Balance Round A (37th overall) 2014 MLB Draft
- Signed by Astros scout Tim Bittner

## DID YOU KNOW?

- Scored the winning run in the 10th inning of Game 5 of the 2017 World Series v. Los Angeles-NL after entering as a pinch-runner

## HIGH SCHOOL/COLLEGE

- Graduated from Cedar Crest (PA) High School
- Named Pennsylvania State Player of the Year his senior year after hitting .484 with 12 home runs and 31 RBI
- Named All-State, First-Team All-Lebanon County and All-Lebanon Lancaster three times each
- Attended the University of Virginia from 2012-14
- Named Freshman All-America by Louisville Slugger and NCBWA
- Named to the Charlottesville Regional All-Tournament Team as a junior
- Missed 25 games his junior season with a broken hamate bone in his right wrist

## CAREER STATISTICS

YEAR	CLUB	AVG	G	AB	R	H	2B	3B	HR	RBI	BB	SO	SB	CS	OBP	SLG
2014	GCL Astros	.667	1	3	0	2	1	0	0	1	0	0	0	0	.750	1.000
	Tri-City	.303	41	152	31	46	4	3	2	18	16	35	17	4	.378	.408
2015	Quad Cities	.305	39	151	32	46	11	1	6	24	19	37	8	2	.386	.510
	Lancaster	.262	84	344	74	90	10	7	16	63	47	95	23	5	.354	.471
2016	Corpus Christi	.245	102	371	54	91	13	4	16	59	74	128	23	7	.373	.431
	Fresno	.290	27	107	17	31	8	0	5	17	9	26	5	0	.347	.505
2017	Fresno	.318	84	343	63	109	26	1	21	66	35	74	16	10	.384	.583
	HOUSTON	.212	53	146	21	31	4	1	5	17	17	54	3	3	.307	.356
2018	Fresno	.251	67	239	44	60	12	1	10	34	39	85	11	1	.363	.435
	HOUSTON	.165	42	79	13	13	2	2	4	11	5	42	2	0	.209	.392
2019	Round Rock	.286	60	224	44	64	9	1	14	36	40	67	8	3	.401	.522
	HOUSTON	.226	17	53	9	12	2	1	1	5	7	14	4	1	.317	.358
	TORONTO	.161	40	93	14	15	2	0	6	12	14	43	1	0	.271	.376
2020	TORONTO	.226	16	31	5	7	2	1	1	7	7	11	0	1	.359	.452
Major League Totals		.194	168	402	62	78	12	5	17	52	50	164	10	5	.286	.376
Minor League Totals		.279	505	1934	359	539	94	18	90	317	280	547	111	32	.374	.486

## 2020

- Played in 16 games with Toronto and hit .226 (7-for-31) with 5 runs, 2 doubles, 1 triple, 1 home run, 7 RBI, 7 walks and 11 strikeouts
- Began the season on Toronto's Opening Day roster
- Had two stints on the injured list - August 5-25, left quad strain and September 16-end of the season, right knee contusion

## 2019

- Played in 57 games with Houston (17) and Toronto (40) and hit .185 (27-for-146) with 23 runs, 4 doubles, 1 triple, 7 home runs, 17 RBI, 21 walks and 57 strikeouts
- Played in 60 games with Triple-A Round Rock and hit .286 (64-for-224) with 44 runs, 9 doubles, 1 triple, 14 home runs, 36 RBI, 40 walks and 67 strikeouts
- Began the season with Round Rock and played in 21 games prior to being recalled by Houston on May 4
- Traded from Houston to Toronto for Aaron Sanchez, Cal Stevenson and Joe Biagini on July 31
- Following the trade to Toronto he spent the rest of the season with the Blue Jays and hit .161 (15-for-93) in 40 games
- Had 22 multi-hit games and 10 multi-RBI games

## 2018

- Played in 42 games with Houston and hit .165 (13-for-79) with 13 runs, 2 doubles, 2 triples, 4 home runs, 11 RBI, 5 walks and 42 strikeouts

Derek Fisher Continued on page 53

## Derek Fisher Continued

- Played in 67 games with Triple-A Fresno and hit .251 (60-for-239) with 44 runs, 12 doubles, 1 triple, 10 home runs, 34 RBI, 39 walks and 85 strikeouts
- Began the season with Houston on the Opening Day roster - his first big league Opening Day roster
- Hit for the cycle and went 5-for-5 with 3 runs scored and 4 RBI on June 1 at Albuquerque...was on a MLB rehab assignment with gastrointestinal discomfort
- Had 18 multi-hit games and 11 multi-RBI games
- Went 13-for-14 in stolen base attempts

## 2017

- Played in 53 games with Houston and hit .212 (31-for-146) with 21 runs, 4 doubles, 1 triple, 5 home runs, 17 RBI, 17 walks and 54 strikeouts
- Played in 84 games with Triple-A Fresno and hit .318 (109-for-343) with 63 runs, 26 doubles, 1 triple, 21 home runs, 66 RBI, 35 walks and 74 strikeouts
- Named a Pacific Coast League Mid-Season and Post-Season All-Star
- Named a *Baseball America* Triple-A All-Star
- Named a MiLB.com Organization All-Star (Houston)
- Named Pacific Coast League Player of the Week for May 29-June 4 when he hit .435 (10-for-23) with 5 runs, 2 doubles, 3 home runs and 9 RBI
- Made his Major League debut on June 14 v. Texas and went 2-for-3 with 2 runs, a home run, 2 RBI and 2 walks...his first career hit was a solo home run off Jeremy Jeffress...became the first MLB player since Adam LaRoche (Atlanta) to produce his first two career hits in the same inning (LaRoche - 4/7/04 v. New York-NL)
- Had 36 multi-hit games and 24 multi-RBI games
- Hit .369 (41-for-111) with 18 runs, 9 doubles, 8 home runs and 24 RBI in the month of May
- Went 19-for-32 in stolen base attempts
- Started for Team USA in the All-Star Futures Game at Marlins Park and went 1-for-2 with a run, double and 2 RBI
- Appeared in 5 postseason games with the World Series Champion Astros...walked in his lone plate appearance in Game 3 of the ALCS

## 2016

- Played in 129 games with Triple-A Fresno (27) and Double-A Corpus Christi (102) and hit .255 (122-for-478) with 71 runs, 21 doubles, 4 triples, 21 home runs, 76 RBI, 83 walks and 154 strikeouts
- Named a Texas League Mid-Season All-Star
- Had 29 multi-hit games and 19 multi-RBI games
- Went 28-for-35 in stolen base attempts

## 2015

- Played in 123 games with Advanced-A Lancaster (84) and Single-A Quad Cities (39) and hit .275 (136-for-495) with 106 runs, 21 doubles, 8 triples, 22 home runs, 87 RBI, 66 walks and 132 strikeouts
- Named a MiLB.com Organization All-Star (Houston)
- Had a career-high 12 RBI on May 30 at High Desert...went 4-for-6 with 3 runs scored, 3 home runs (2 grand slams) and a double
- Had 35 multi-hit games and 23 multi-RBI games
- Went 31-for-38 in stolen base attempts

## 2014

- Played in 42 games with Short-Season Tri-City (41) and the GCL Astros (1) and hit .310 (48-for-155) with 31 runs, 5 doubles, 3 triples, 2 home runs, 18 RBI, 17 walks and 35 strikeouts
- Named a New York-Penn League Mid-Season All-Star
- Had 14 multi-hit games and 5 multi-RBI games
- Went 17-for-21 in stolen base attempts

## SINGLE-GAME CAREER BESTS

Hits: 5 – 6/1/18 w/ Fresno at Albuquerque  
RBI: 12 – 5/30/15 w/ Lancaster at High Desert  
Runs: 4 (2x), Last – 7/18/17 w/ Fresno at Las Vegas  
HR: 3 – 5/30/15 w/ Lancaster at High Desert  
GS: 2 – 5/30/15 w/ Lancaster at High Desert  
K: 4 (6x), Last – 7/4/19 w/ Round Rock at Oklahoma City  
BB: 3 (12x), Last – 7/12/19 w/ Round Rock v. Iowa  
SB: 3 – 7/31/15 w/ Lancaster at High Desert  
Hit Streak: 17 Games – 4/25 - 5/14/17 w/ Fresno

# BOWDEN FRANCIS • RHP



**BATS:** Right **THROWS:** Right **HEIGHT:** 6-5 **WEIGHT:** 220  
**BORN:** April 22, 1996 in Orlando, FL  
**RESIDES:** Tallahassee, FL  
**OPENING DAY AGE:** 24 **MLB SERVICE:** 0.000  
**ACQUIRED:** Drafted by Milwaukee in the 7th Round of the 2017 First-Year Player Draft

## PERSONAL

- Robert Bowden Francis
- 4th professional season; all with Milwaukee
- Originally drafted by Arizona in the 18th round of the 2016 MLB Draft but did not sign
- Signed by Brewers scout Steve Smith

## DID YOU KNOW?

- Brother, Harrison, was drafted by Arizona in the 4th round of the 2017 MLB Draft

## HIGH SCHOOL/COLLEGE

- Graduated from Lawton Chiles (FL) High School
- Attended Chipola College from 2016-17
- Went 21-5 with a 3.31 ERA in 37 games (26 starts) in his college career
- Named Honorable Mention NJCAA All-American as a sophomore

## CAREER STATISTICS

YEAR	CLUB	W-L	ERA	G	GS	CG	SH	SV	IP	H	R	ER	HR	HB	BB	SO	WP
2017	AZL Brewers	0-1	8.10	4	2	0	0	0	10.0	17	9	9	0	1	3	13	1
2018	Wisconsin	5-8	4.41	22	19	0	0	0	104.0	120	63	51	9	2	29	95	6
	Carolina	2-2	4.88	4	4	0	0	0	24.0	19	13	13	3	2	9	11	0
2019	Carolina	1-1	3.86	3	3	0	0	0	14.0	13	6	6	1	0	6	20	2
	Biloxi	7-8	3.99	25	24	0	0	0	128.2	111	61	57	14	1	49	145	4
Minor League Totals		15-20	4.36	58	52	0	0	0	280.2	280	152	136	27	12	96	284	13

## **2020**

- Spent the season at the Milwaukee Brewers Alternate Training Site in Appleton, Wisconsin

## **2019**

- Went 8-9 with a 3.97 ERA in 28 games (27 starts) with Double-A Biloxi (28) and Advanced-A Carolina (3)...142.2 IP, 124 H, 67 R, 63 ER, 55 BB, 165 K
- Named Southern League Pitcher of the Week for June 10-16...2-0, 0.00 ERA, 13.0 IP, 3 H, 0 R, 3 BB, 22 K
- Led all Brewers farmhands in strikeouts and finished among leaders in starts (T-1st), opponent batting average (4th, .233) and innings pitched (5th)
- Finished among Southern League leaders in starts (T-3rd, 24), strikeouts (4th, 145) and innings pitched (5th, 128.2)
- Logged 10 quality starts and 4 starts of 6+ IP and 0 runs allowed
- Racked up four 10+ strikeout games, including a career-high 12 on June 11 v. Pensacola...had 11 on August 13 v. Mobile and 10 on June 16 at Jackson and July 21 at Mobile

## **2018**

- Went 7-10 with a 4.50 ERA in 26 games (23 starts) with Advanced-A Carolina (4) and Single-A Wisconsin (22)...128.0 IP, 139 H, 76 R, 64 ER, 38 BB, 106 K
- Logged 8 quality starts and 4 starts of 7+ IP and 0 runs allowed
- Recorded his first career 10-strikeout game on June 25 at Quad Cities
- Tossed a career-high 8.0 innings on July 21 v. Bowling Green and August 25 at Frederick

## **2017**

- Went 0-1 with a 8.10 ERA in 4 games (2 starts) with the AZL Brewers...10.0 IP, 17 H, 9 R, 9 ER, 3 BB, 13 K

**Bowden Francis Continued on page 55**

## **SINGLE-GAME CAREER BESTS**

Innings: 8.0 (2x), Last – 8/25/18 w/ Carolina at Frederick

Strikeouts: 12 – 6/11/19 w/ Biloxi v. Pensacola

10+ K Games: 5 – Last – 8/13/19 w/ Biloxi v. Mobile (11)

Walks: 4 (5x), Last – 7/21/19 w/ Biloxi at Mobile

Shutouts: None

Complete Games: None

Hits: 9 – 5/25/18 w/ Wisconsin at Kane County

Runs: 8 (2x), Last – 7/5/18 w/ Wisconsin at Cedar Rapids

HR: 2 (3x), Last – 5/4/19 w/ Biloxi at Pensacola

Winning Streak: 3 Games – 6/6 – 6/16/19 w/ Biloxi

Losing Streak: 3 Games (2x), Last – 4/28 – 5/10/19 w/ Biloxi

## **10+ STRIKEOUT GAMES**

12 – 6/11/19 w/ Biloxi v. Pensacola

11 – 8/13/19 w/ Biloxi v. Mobile

10 – 6/16/19 w/ Biloxi at Jackson

10 – 7/21/19 w/ Biloxi at Mobile

10 – 6/25/18 w/ Wisconsin at Quad Cities

## **SOUND BYTES - THAT'S COLD**

The smallest crowd to watch a Sounds games occurred on April 18, 1983, when Orlando visited Greer Stadium along with only 419 fans. Those who did attend were brave souls - the temperature at game time was a frigid 36 degrees.

# ZACK GODLEY • RHP



**BATS:** Right    **THROWS:** Right    **HEIGHT:** 6-3    **WEIGHT:** 250  
**BORN:** April 21, 1990 in Bamberg, SC  
**RESIDES:** Chapin, SC  
**OPENING DAY AGE:** 31    **MLB SERVICE:** 4.103  
**ACQUIRED:** Signed as a free agent by Milwaukee on March 19, 2021

## PERSONAL

- Zachary Thomas Godley
- 9th professional season; 1st with Milwaukee
- Originally Drafted by New York-NL in the 50th round of the 2009 MLB Draft but did not sign
- Drafted by Chicago-NL in the 10th round of the 2013 MLB Draft
- Signed by Cubs scouts Keith Ryman and J.P. Davis

## DID YOU KNOW?

- Did not begin pitching until his junior year of high school
- Was also an All-State performer as a quarterback/linebacker on the football field
- Played for the USA Baseball Collegiate National Team in the summer of 2012

## HIGH SCHOOL/COLLEGE

- Graduated from Bamberg-Ehrhardt (SC) High School
- Helped lead the Red Raiders to back-to-back Class A Titles as a junior and senior
- Named All-State as a senior after posting a 9-3 record with a 2.24 ERA...also hit .337 with 6 home runs
- Attended Spartanburg Methodist Junior College in 2010
- Went 6-1 with a 1.51 ERA and helped the Pioneers to a 46-10 record as a freshman
- Transferred to the University of Tennessee where he pitched from 2011-13
- Led the SEC in innings pitched (108.1), complete games (6) and was second in strikeouts (98) as a senior

## CAREER STATISTICS

YEAR	CLUB	W-L	ERA	G	GS	CG	SH	SV	IP	H	R	ER	HR	HB	BB	SO	WP
2013	AZL Cubs	0-0	9.00	1	0	0	0	0	1.0	2	1	1	0	0	0	1	0
	Boise	2-0	1.75	13	0	0	0	0	25.2	20	6	5	0	0	5	27	6
2014	Kane County	1-1	1.80	11	0	0	0	7	15.0	9	3	3	0	0	7	25	2
2014	Daytona	3-2	3.57	29	0	0	0	8	40.1	40	21	16	3	2	17	52	5
2015	Visalia	8-3	2.27	14	12	0	0	0	75.1	64	26	19	3	3	19	78	2
	Mobile	2-1	4.07	7	5	0	0	0	24.1	21	12	11	2	3	10	12	0
	ARIZONA	5-1	3.19	9	6	0	0	0	36.2	29	13	13	4	3	17	34	2
2016	Mobile	2-5	3.83	8	8	1	0	0	49.1	48	27	21	4	4	11	31	6
	Reno	2-1	3.31	7	6	0	0	0	32.2	37	16	12	3	1	15	38	1
	ARIZONA	5-4	6.39	27	9	0	0	0	74.2	86	54	53	13	4	25	60	5
2017	Reno	2-1	2.57	5	3	0	0	0	28.0	14	11	8	0	1	17	29	1
	ARIZONA	8-9	3.37	26	25	0	0	0	155.0	124	61	58	15	5	53	165	13
2018	ARIZONA	15-11	4.74	33	32	0	0	0	178.1	177	103	94	16	12	81	185	17
2019	TORONTO	1-0	3.94	6	0	0	0	0	16.0	15	7	7	2	1	7	12	0
	ARIZONA	3-5	6.39	27	9	0	0	2	76.0	81	55	54	12	4	35	58	3
2020	BOSTON	0-4	8.16	8	7	0	0	0	28.2	42	26	26	9	3	14	28	3
Major League Totals		37-34	4.86	136	88	0	0	2	565.1	554	319	305	71	32	232	542	43
Minor League Totals		22-14	2.96	95	34	1	0	15	291.2	255	123	96	15	14	101	293	23

## 2020

- Went 0-4 with a 8.16 ERA in 8 games (7 starts) with Boston...28.2 IP, 42 H, 26 R, 26 ER, 14 BB, 28 K
- Was released by Detroit on July 13 and signed to a minor league contract by Boston on July 17
- Pitched in 8 games with Boston before landing on the injured list with a right elbow flexor strain that ended his season

## 2019

- Went 4-5 with a 5.97 ERA in 33 games (9 starts) with Arizona (27) and Toronto (6)...92.0 IP, 96 H, 62 R, 61 ER, 42 BB, 70 K
- Pitched in 27 games with Arizona before being designated for assignment on August 5
- Was claimed off waivers by Toronto on August 7 and activated to the active roster on August 8...was then designated for assignment by Toronto on September 3
- Logged 1 quality start - April 17 at Atlanta

## 2018

- Went 15-11 with a 4.74 ERA in 33 games (32 starts) with Arizona...178.1 IP, 177 H, 103 R, 94 ER, 81 BB, 185 K

Zack Godley Continued on page 57





## **Zack Godley Continued**

- Finished among National League leaders in wins (6th), strikeouts (9th) and starts (T-9th)
- Made Arizona's Opening Day roster, the first in his Major League career
- Established career-highs in wins, starts, innings pitched and strikeouts
- Logged 14 quality starts and 7 starts of 6+ IP and 1 or less runs allowed
- Notched this third MLB game with at least 10 strikeouts on July 31 v. Texas
- Began the season with back-to-back 7.0-inning outings against Los Angeles-NL on April 3 and at San Francisco on April 9
- Was one of six National League pitchers with 10-or-more wins before the All-Star break, joining Jon Lester (12), Aaron Nola (12), Max Scherzer (10), Zack Greinke (10) and Miles Mikolas (10)

### **2017**

- Went 8-9 with a 3.37 ERA in 26 games (25 starts) with Arizona...155.0 IP, 124 H, 61 R, 58 ER, 53 BB, 165 K
- Went 2-1 with a 2.57 ERA in 5 games (3 starts) with Triple-A Reno...28.0 IP, 14 H, 11 R, 8 ER, 17 BB, 29 K
- Named Pacific Coast League Pitcher of the Week for April 17-23...1-0, 0.00 ERA, 7.0 IP, 1 H, 0 R, 0 BB, 7 K
- Tossed a career-high 8.0 innings on September 14 v. Colorado
- Logged 16 quality starts...14 with Arizona and 2 with Reno
- Posted 10-strikeout games against Washington on July 21 and at Minnesota on August 18
- Made a relief appearance in Game 1 of the National League Division Series at Los Angeles-NL...ND, 5.0 IP, 4 H, 3 R, 2 ER, 2 BB, 5 K

### **2016**

- Went 5-4 with a 6.39 ERA in 27 games (9 starts) with Arizona...74.2 IP, 86 H, 54 R, 53 ER, 25 BB, 60 K
- Went 4-6 with a 3.62 ERA in 15 games (14 starts) with Triple-A Reno (7) and Double-A Mobile (8)...82.0 IP, 85 H, 43 R, 33 ER, 26 BB, 69 K
- Tossed the only complete game of his career on May 15 v. Jackson...L, 7.0 IP, 4 H, 2 R, 2 ER, 0 BB, 5 K
- Logged 10 quality starts

### **2015**

- Went 5-1 with a 3.19 ERA in 9 games (6 starts) with Arizona...36.2 IP, 29 H, 13 R, 13 ER, 17 BB, 34K
- Went 10-4 with a 2.71 ERA in 21 games (17 starts) with Double-A Mobile (7) and Advanced-A Visalia (14)...99.2 IP, 85 H, 38 R, 30 ER, 29 BB, 90 K
- Named a Mid-Season California League All-Star
- Named California League Pitcher of the Week for April 20-26...2-0, 0.00 ERA, 13.0 IP, 6 H, 0 R, 1 BB, 11 K
- Made his Major League debut on July 23 v. Milwaukee...6.0 IP, 4 H, 0 R, 0 BB, 7 K
- Became the first pitcher in the modern era (since 1900) to throw at least 6.0 shutout innings in his Major League debut with no walks and at least 7 strikeouts
- Struck out a career-high 11 batters on May 28 v. Bakersfield
- Logged 12 quality starts

### **2014**

- Went 4-3 with a 3.09 ERA in 40 games with Advanced-A Daytona (29) and Single-A Kane County (11)...55.1 IP, 49 H, 24 R, 19 ER, 24 BB, 77 K
- Went 15-for-18 in save opportunities

### **2013**

- Went 2-0 with a 2.03 ERA in 14 games with Short-Season Boise (13) and the AZL Cubs (1)...26.2 IP, 22 H, 7 R, 6 ER, 5 BB, 28 K

## **SINGLE-GAME CAREER BESTS**

Innings: 8.0 – 9/14/17 w/ Arizona v. Colorado  
Strikeouts: 11 – 5/28/15 w/ Visalia v. Bakersfield  
10+ K Games: 5, Last – 7/31/18 w/ Arizona v. Texas (10)  
Walks: 6 (5x), Last – 9/15/18 w/ Arizona at Houston  
Shutouts: None  
Complete Games: 1, 5/15/16 w/ Mobile v. Jackson (7 IP)  
Hits: 12 – 5/22/15 w/ Visalia at Modesto  
Runs: 9 – 8/27/16 w/ Arizona v. Cincinnati  
HR: 3 (4x), Last – 8/12/20 w/ Boston v. Tampa Bay  
Winning Streak: 6 Games – 4/10 – 5/6/15 w/ Visalia  
Losing Streak: 5 Games – 4/17 – 5/15/16 w/ Mobile

## **10+ STRIKEOUT GAMES**

11 – 5/28/15 w/ Visalia v. Bakersfield  
10 – 7/31/18 w/ Arizona v. Texas  
10 – 8/18/17 w/ Arizona @ Minnesota  
10 – 7/21/17 w/ Arizona v. Washington  
10 – 5/17/15 w/ Visalia v. San Jose

# ZACH GREEN • INF



**BATS:** Right **THROWS:** Right **HEIGHT:** 6-2 **WEIGHT:** 224  
**BORN:** March 7, 1994 in Sacramento, CA  
**RESIDES:** Sacramento, CA  
**OPENING DAY AGE:** 27 **MLB SERVICE:** 0.038  
**ACQUIRED:** Signed as a free agent by Milwaukee on December 3, 2020

## PERSONAL

- Zachary Carrington Green
- 9th professional season; 1st with Milwaukee
- Drafted by Philadelphia in the 3rd round of the 2012 First-Year Player Draft
- Signed by Philadelphia scout Joey Davis

## DID YOU KNOW?

- Was invited to Milwaukee's Major League spring training as a non-roster player

## HIGH SCHOOL/COLLEGE

- Graduated from Jesuit (CA) High School
- Named second team MaxPreps California All-State and Sacramento Bee All-Metro Team
- Was committed to Oregon State University prior to signing professional contract with Philadelphia

## CAREER STATISTICS

YEAR	CLUB	AVG	G	AB	R	H	2B	3B	HR	RBI	BB	SO	SB	CS	OBP	SLG
2012	GCL Phillies	.284	47	169	20	48	13	1	3	21	8	43	2	2	.333	.426
2013	Williamsport	.252	74	270	52	68	20	1	13	41	31	91	8	5	.344	.478
2014	Lakewood	.268	84	328	41	88	22	2	6	43	24	65	7	1	.316	.402
2015	Clearwater	.173	26	104	7	18	2	0	1	7	6	28	0	0	.216	.221
2016	Clearwater	.263	96	354	49	93	24	0	12	63	20	110	0	1	.326	.432
2017	GCL Phillies	.308	4	13	6	4	1	0	3	6	3	4	0	0	.412	1.077
	Clearwater	.221	38	140	13	31	7	1	5	15	7	51	0	0	.476	.393
	Reading	.222	15	45	3	10	2	0	1	5	3	20	0	0	.294	.333
2018	Reading	.296	77	277	50	82	23	2	17	53	28	80	1	0	.375	.578
	Lehigh Valley	.248	37	125	16	31	12	1	3	22	10	49	0	2	.312	.432
2019	Sacramento	.282	72	252	43	71	18	1	25	64	39	99	1	0	.380	.659
	SAN FRANCISCO	.143	8	14	1	2	1	0	0	1	2	6	0	0	.250	.214
Major League Totals		.143	8	14	1	2	1	0	0	1	2	6	0	0	.250	.214
Minor League Totals		.262	570	2077	300	544	144	9	89	340	179	640	19	11	.331	.468

### 2020

- Spent the season at San Francisco's Alternate Training Site in Sacramento

### 2019

- Played in 8 games with San Francisco and hit .143 (2-for-14) with 1 run, 1 double, 1 RBI, 2 walks and 6 strikeouts
- Played in 72 games with Triple-A Sacramento and hit .282 (71-for-252) with 43 runs, 18 doubles, 1 triple, 25 home runs, 64 RBI, 39 walks and 99 strikeouts
- Named a MiLB.com Organization All-Star (San Francisco)
- Named Pacific Coast League Player of the Week for July 1-7 when he hit .385 (10-for-26) with 7 runs, 2 doubles, 4 home runs and 13 RBI
- Made his Major League debut on July 21 vs. New York-NL...recorded his first two Major League hits off Steven Matz
- Had 19 multi-hit games and 16 multi-RBI games
- His 25 home runs were a single-season career high
- Recorded 5 of the 11 career multi-homer games in a span from April 7-July 5

### 2018

- Played in 114 games with Triple-A Lehigh Valley (37) and Double-A Reading (77) and hit .281 (113-for-402) with 66 runs, 35 doubles, 3 triples, 20 home runs, 75 RBI, 38 walks and 129 strikeouts
- Named a MiLB.com Organization All-Star (Philadelphia)
- Named an Eastern League Mid-Season All-Star
- Named Eastern League Player of the Week for June 18-24 when he hit .417 (10-for-24) with 8 runs, 3 doubles, 1 triple, 5 home runs and 13 RBI
- Began the season with Reading and played in 77 games prior to being promoted to Lehigh Valley on July 12
- Had 31 multi-hit games and 20 multi-RBI games

Zach Green Continued on page 59

**2017**

- Played in 57 games with Double-A Reading (15), Advanced-A Clearwater (38) and the GCL Phillies (4) and hit .227 (45-for-198) with 22 runs, 10 doubles, 1 triple, 9 home runs, 26 RBI, 13 walks and 75 strikeouts
- Began the season on the injured list with a sprained right elbow and missed majority of the season
- Had 11 multi-hit games and 8 multi-RBI games

**2016**

- Played in 96 games with Advanced-A Clearwater and hit .263 (93-for-354) with 49 runs, 24 doubles, 12 home runs, 63 RBI, 20 walks and 110 strikeouts
- Named a Florida State Mid-Season All-Star
- Had 23 multi-hit games and 14 multi-RBI games

**2015**

- Played in 26 games with Advanced-A Clearwater and hit .173 (18-for-104) with 7 runs, 2 doubles, 1 home run, 7 RBI, 6 walks and 28 strikeouts
- Missed most of the season with a sprained left wrist
- Had 3 multi-hit games and 1 multi-RBI game

**2014**

- Played in 84 games with Single-A Lakewood and hit .268 (88-for-328) with 41 runs, 22 doubles, 2 triples, 6 home runs, 43 RBI, 24 walks and 65 strikeouts
- Had 25 multi-hit games and 9 multi-RBI games

**2013**

- Played in 74 games with Short-Season Williamsport and hit .252 (68-for-270) with 52 runs, 20 doubles, 1 triple, 13 home runs, 41 RBI, 31 walks and 91 strikeouts
- Named a New York-Penn League Mid-Season All-Star
- Led the New York-Penn League in home runs, runs, extra-base hits (34), total bases (129) and tied for the lead in doubles
- Had 16 multi-hit games and 8 multi-RBI games

**2012**

- Played in 47 games with the GCL Phillies and hit .284 (48-for-169) with 20 runs, 13 doubles, 1 triple, 3 home runs, 21 RBI, 8 walks and 43 strikeouts
- Had 14 multi-hit games and 6 multi-RBI games

**SINGLE-GAME CAREER BESTS**

Hits: 4 (4x), Last – 6/28/18 w/ Reading v. Erie

RBI: 5 (3x), Last – 7/7/19 w/ Sacramento at Reno

Runs: 3 (6x), Last – 4/7/19 w/ Sacramento v. Tacoma

HR: 2 (11x), Last – 7/5/19 w/ Sacramento at Reno

GS:

K: 4 (6x), Last – 8/27/18 w/ Lehigh Valley v. Scranton Wilkes-Barre

BB: 3 (2x), Last – 7/7/19 w/ Sacramento at Reno

SB: 1 (19x), Last – 6/6/19 w/ Sacramento at Oklahoma City

Hit Streak: 11 Games – 4/16 – 6/21/14 w/ Lakewood

# BLAINE HARDY • LHP



**BATS:** Left    **THROWS:** Left    **HEIGHT:** 6-2    **WEIGHT:** 218  
**BORN:** March 14, 1987 in Seattle, WA  
**RESIDES:** Pequot Lakes, MN  
**OPENING DAY AGE:** 34    **MLB SERVICE:** 4.108  
**ACQUIRED:** Signed as a free agent by Milwaukee on January 28, 2021

## PERSONAL

- Blaine Patrick Hardy
- 14th professional season; 1st with Milwaukee
- Drafted by Kansas City in the 22nd round of the 2008 MLB Draft
- Signed by Royals scout Scott Ramsey

## HIGH SCHOOL/COLLEGE

- Graduated from Edmonds Woodway (WA) High School
- Named All-State Second Team and First Team All-Wesco Conference
- Led team to the Wesco Championship and to the State Playoffs
- Attended the University of Portland in 2006, Bellevue Community College in 2007 and Lewis-Clark State College in 2008

## CAREER STATISTICS

YEAR	CLUB	W-L	ERA	G	GS	CG	SH	SV	IP	H	R	ER	HR	HB	BB	SO	WP
2008	Idaho Falls	1-0	4.15	21	0	0	0	4	34.2	34	18	16	5	0	8	34	1
2009	Burlington	4-4	2.05	36	3	0	0	9	92.1	71	26	21	3	7	17	94	4
2010	NW Arkansas	1-0	0.69	12	0	0	0	4	26.0	11	2	2	0	1	8	16	0
	Omaha	3-4	3.49	28	8	0	0	3	67.0	65	30	26	9	1	21	48	2
2011	NW Arkansas	2-1	1.59	19	0	0	0	8	39.2	28	11	7	2	2	16	41	6
	Omaha	2-3	7.14	23	0	0	0	0	29.0	38	25	23	7	1	19	23	0
2012	NW Arkansas	1-1	2.61	10	0	0	0	3	20.2	17	8	6	3	2	9	13	4
	Omaha	3-2	3.79	30	0	0	0	1	54.2	68	24	23	6	0	22	45	1
2013	Erie	2-2	1.63	16	0	0	0	1	27.2	16	8	5	1	0	12	26	1
	Toledo	6-1	1.69	14	9	1	1	0	64.0	46	12	12	7	2	19	53	0
2014	Toledo	3-2	2.68	20	6	0	0	0	47.0	35	14	14	2	1	13	53	1
	DETROIT	2-1	2.54	38	0	0	0	0	39.0	34	12	11	1	1	20	31	1
2015	DETROIT	5-3	3.08	70	0	0	0	0	61.1	61	23	21	2	1	22	55	5
2016	Lakeland	0-0	6.00	2	2	0	0	0	3.0	2	2	2	0	1	1	6	1
	Toledo	1-0	1.72	32	0	0	0	1	31.1	20	6	6	1	1	5	19	1
	DETROIT	1-0	3.51	21	0	0	0	0	25.2	25	11	10	2	0	12	20	1
2017	Toledo	7-3	3.10	34	2	0	0	3	40.2	32	14	14	1	0	5	45	3
	DETROIT	1-0	5.94	35	0	0	0	0	33.1	46	24	22	7	0	13	28	1
2018	Toledo	3-0	1.03	9	4	0	0	0	26.1	14	3	3	0	0	4	34	1
	DETROIT	4-5	3.56	30	13	0	0	1	86.0	79	37	34	10	2	22	66	2
2019	Lakeland	0-0	0.00	2	0	0	0	0	3.0	0	0	0	0	0	0	3	0
	DETROIT	1-1	4.47	39	0	0	0	0	44.1	38	24	22	10	0	13	29	3
Major League Totals		14-10	3.73	233	13	0	0	1	289.2	283	131	120	32	4	102	229	13
Minor League Totals		39-23	2.67	308	34	1	1	37	607.0	497	203	180	47	19	179	553	26

## 2020

- Did not play affiliated baseball in 2020 due to the pandemic
- Spent the season in the Twins organization recovering from March surgery to repair a partially torn UCL in his left elbow

## 2019

- Went 1-1 with a 4.47 ERA in 39 games with Detroit...44.1 IP, 38 H, 24 R, 22 ER, 13 BB, 29 K
- Went 0-0 with a 0.00 ERA in 2 games with Advanced-A Lakeland...3.0 IP, 0 H, 0 R, 0 BB, 3 K
- Began the season on Detroit's Opening Day roster
- Spent nearly three weeks on the injured list from April 22-May 10 with a left forearm strain...on the 60-day injured list from August 8 through the end of the season with a left elbow injury

## 2018

- Went 4-5 with a 3.56 ERA in 30 games (13 starts) with Detroit...86.0 IP, 79 H, 37 R, 34 ER, 22 BB, 66 K
- Went 3-0 with a 1.03 ERA in 9 games (4 starts) with Triple-A Toledo...26.1 IP, 14 H, 3 R, 3 ER, 4 BB, 34 K
- Named International League Player of the Week for April 23-29...2-0, 0.69 ERA, 13.0 IP, 6 H, 1 R, 1 ER, 1 BB, 14 K
- Spent two weeks on the injured list from August 15-30 with left elbow tendinitis
- Struck out a career-high 10 batters on April 29 v. Louisville

Blaine Hardy Continued on page 61

**2017**

- Went 1-0 with a 5.94 ERA in 35 games with Detroit...33.1 IP, 46 H, 24 R, 22 ER, 13 BB, 28 K
- Went 7-3 with a 3.10 ERA in 34 games (2 starts) with Triple-A Toledo...40.2 IP, 32 H, 14 R, 14 ER, 5 BB, 45 K

**2016**

- Went 1-0 with a 2.10 ERA in 34 games (2 starts) with Triple-A Toledo (32) and Advanced-A Lakeland (2)...34.1 IP, 22 H, 8 R, 8 ER, 6 BB, 25 K
- Spent nearly a month on the injured list with a left shoulder impingement from March 25-April 17

**2015**

- Went 5-3 with a 3.08 ERA in 70 games with Detroit...61.1 IP, 61 H, 23 R, 21 ER, 22 BB, 55 K
- Made his first Major League Opening Day roster and remained with the Tigers for the entire season

**2014**

- Went 2-1 with a 2.54 ERA in 38 games with Detroit...39.0 IP, 34 H, 12 R, 11 ER, 20 BB, 31 K
- Went 3-2 with a 2.68 ERA in 20 games (6 starts) with Triple-A Toledo...47.0 IP, 35 H, 14 R, 14 ER, 13 BB, 53 K
- Made his Major League debut on June 16 v. Kansas City...ND, 2.0 IP, 1 H, 0 R, 2 BB, 2 K

**2013**

- Went 8-3 with a 1.67 ERA in 30 games (9 starts) with Triple-A Toledo (14) and Double-A Erie (14)...91.2 IP, 62 H, 20 R, 17 ER, 31 BB, 79 K
- Named International League Player of the Week for August 19-25...2-0, 0.00 ERA, 16.0 IP, 4 H, 0 R, 3 BB, 9 K
- Tossed a complete-game, 1-hit shutout on August 19 v. Gwinnett...9.0 IP, 1 H, 0 R, 0 BB, 4 K (faced one batter over the minimum)

**2012**

- Went 4-3 with a 3.46 ERA in 40 games with Triple-A Omaha (30) and Double-A Northwest Arkansas (10)...75.1 IP, 85 H, 32 R, 29 ER, 31 BB, 58 K

**2011**

- Went 4-4 with a 3.93 ERA in 42 games with Triple-A Omaha (23) and Double-A Northwest Arkansas (19)...68.2 IP, 66 H, 36 R, 30 ER, 35 BB, 64 K
- Went 8-for-10 in save opportunities

**2010**

- Went 4-4 with a 2.71 ERA in 40 games (8 starts) with Triple-A Omaha (28) and Double-A Northwest Arkansas (12)...93.0 IP, 76 H, 32 R, 28 ER, 29 BB, 64 K
- Went 7-for-10 in save opportunities

**2009**

- Went 4-4 with a 2.05 ERA in 36 games (3 starts) with Single-A Burlington...92.1 IP, 71 H, 26 R, 21 ER, 17 BB, 94 K
- Went 9-for-11 in save opportunities

**2008**

- Went 1-0 with a 4.15 ERA in 21 games with Rookie-Level Idaho Falls...34.2 IP, 34 H, 18 R, 16 ER, 8 BB, 34 K

**SINGLE-GAME CAREER BESTS**

Innings: 9.0 – 8/19/13 w/ Toledo v. Gwinnett  
 Strikeouts: 10 – 4/29/18 w/ Toledo v. Louisville  
 10+ K Games: 1 – 4/29/18 w/ Toledo v. Louisville (10)  
 Walks: 4 (5x), Last – 6/1/18 w/ Detroit v. Toronto  
 Shutouts: 1 – 8/19/13 w/ Toledo v. Gwinnett  
 Complete Games: 1 – 8/19/13 w/ Toledo v. Gwinnett  
 Hits: 11 – 4/18/09 w/ Burlington at Beloit  
 Runs: 7 – 6/2/11 w/ Omaha v. New Orleans  
 HR: 3 (2x), Last – 8/8/18 w/ Detroit at Los Angeles-AL  
 Winning Streak: 4 Games – 6/29 – 7/28/13 w/ Toledo  
 Losing Streak: 6/22 – 7/23/10 w/ Omaha

# PAYTON HENRY • C



**BATS:** Right **THROWS:** Right **HEIGHT:** 6-2 **WEIGHT:** 215  
**BORN:** June 24, 1997 in American Fork, UT  
**RESIDES:** Pleasant Grove, UT  
**OPENING DAY AGE:** 23 **MLB SERVICE:** 0.000  
**ACQUIRED:** Drafted by Milwaukee in the 6th round of the 2016 First-Year Player Draft

## PERSONAL

- Payton Anthony Henry
- 5th professional season; all with Milwaukee
- Signed by Brewers scout Jeffrey Scholzen

## DID YOU KNOW?

- Enters the 2021 season as the 19th-best according to MLB Pipeline
- Is a spokesperson for Especially for Athletes (E4A), an anti-bullying organization in Utah

## HIGH SCHOOL/COLLEGE

- Graduated from Pleasant Grove (UT) High School
- Was committed to Brigham Young University (BYU) prior to signing with Milwaukee
- Named to the 2015 Louisville Slugger High School All-American Team
- Named the Daily Herald's Valley Player of the Year as a junior and The Desert News Mr. Baseball as a senior
- Hit over .500 as a junior and senior with 20 career home runs, also served as the team's closer
- Helped his team to a 5A State Title as a junior

## CAREER STATISTICS

YEAR	CLUB	AVG	G	AB	R	H	2B	3B	HR	RBI	BB	SO	SB	CS	OBP	SLG
2016	AZL Brewers	.256	24	82	15	21	7	0	0	17	6	19	0	1	.333	.341
2017	Helena	.242	55	207	38	50	17	1	7	33	30	69	1	0	.344	.435
2018	Wisconsin	.234	98	337	44	79	15	2	10	41	38	124	1	3	.327	.380
2019	Carolina	.242	121	430	49	104	22	1	14	75	26	142	1	1	.315	.395
Minor League Totals		.241	298	1056	146	254	61	4	31	166	100	354	3	5	.326	.394

### 2020

- Did not play affiliated baseball in 2020 due to the pandemic
- Spent time at the Milwaukee Brewers Alternate Training Site in Appleton, Wisconsin

### 2019

- Played in 121 games with Advanced-A Carolina and hit .242 (104-for-430) with 49 runs, 22 doubles, 1 triple, 14 home runs, 75 RBI, 26 walks and 142 strikeouts
- Named a Carolina League Mid-Season All-Star
- Had 24 multi-hit games and 17 multi-RBI games
- Matched a career-high with 5 RBI on April 27 v. Potomac
- Collected the only two multi-homer games of his career on April 27 v. Potomac and August 8 at Down East
- Hit .322 (28-for-87) with 14 runs, 9 doubles, 3 home runs and 15 RBI in 27 games in the month of June
- Threw out 37.6% of stolen base attempts (44 of 117 runners)

### 2018

- Played in 98 games with Single-A Wisconsin and hit .234 (79-for-337) with 44 runs, 15 doubles, 2 triples, 10 home runs, 41 RBI, 38 walks and 124 strikeouts
- Named a Carolina League Mid-Season All-Star
- Named a MiLB.com Gold Glove Winner
- Had 20 multi-hit games and 7 multi-RBI games
- Posted a career-best 10-game hitting streak from April 27-May 11 and hit .268 (18-for-40) with 12 runs, 3 doubles, 2 home runs and 10 RBI
- Scored at least 1 run in 9 consecutive games from April 28-May 11
- Hit .346 (27-for-78) with 16 runs, 3 doubles, 2 triples, 2 home runs and 11 RBI in 22 games in the month of May
- Threw out 43.8% of stolen base attempts (46 of 105 runners)

### 2017

- Played in 55 games with Rookie-League Helena and hit .242 (50-for-207) with 38 runs, 17 doubles, 1 triple, 7 home runs, 33 RBI, 30 walks and 69 strikeouts
- Had 12 multi-hit games and 7 multi-RBI games
- Threw out 27.6% of stolen base attempts (16 of 58 runners)

Payton Henry Continued on page 63



## Payton Henry Continued

### 2016

- Played in 24 games with the AZL Brewers and hit .256 (21-for-82) with 15 runs, 7 doubles, 17 RBI, 6 walks and 19 strikeouts
- Had 5 multi-hit games and 6 multi-RBI games
- Threw out 19.4% of stolen base attempts (7 of 36 runners)

### **SINGLE-GAME CAREER BESTS**

Hits: 4 (2x), Last – 5/14/18 w/ Wisconsin v. Beloit

RBI: 5 (2x), Last – 4/27/19 w/ Carolina v. Potomac

Runs: 3 (4x), Last – 4/27/19 w/ Carolina v. Potomac

HR: 2 (2x), Last – 8/8/19 w/ Carolina at Down East

GS: None

K: 5 – 9/8/17 w/ Helena at Billings

BB: 3 (3x), Last – 7/23/17 w/ Helena v. Idaho Falls

SB: 1 (3x), Last – 6/7/19 w/ Carolina v. Salem

Hit Streak: 10 Games – 4/27 – 5/11/18 w/ Wisconsin

# COOPER HUMMEL • OF



**BATS:** Both    **THROWS:** Right    **HEIGHT:** 5-10    **WEIGHT:** 185  
**BORN:** November 28, 1994 in Portland, OR  
**RESIDES:** Lake Oswego, OR  
**OPENING DAY AGE:** 26    **MLB SERVICE:** 0.000  
**ACQUIRED:** Drafted by Milwaukee in the 18th round of the 2016 First-Year Player Draft

## PERSONAL

- Cooper Everett Hummel
- 5th professional season; all with Milwaukee
- Signed by Brewers scout Shawn Whalen

## DID YOU KNOW?

- Played in the Little League World Series in 2007 with Lake Oswego

## HIGH SCHOOL/COLLEGE

- Graduated from Lakeridge (OR) High School
- Named to Oregon's 6A All-State Team and the Three Rivers League Player of the Year as a senior
- Attended the University of Portland from 2014-16
- Primary position at the University of Portland was catcher

## CAREER STATISTICS

YEAR CLUB	AVG	G	AB	R	H	2B	3B	HR	RBI	BB	SO	SB	CS	OBP	SLG
2016 Helena	.176	35	102	16	18	5	1	17	27	25	4	0	0	.359	.275
2017 Carolina	.244	59	197	26	48	11	2	4	25	38	42	2	2	.368	.381
2018 Carolina	.260	102	327	51	85	25	0	8	50	63	93	3	1	.397	.410
2019 Biloxi	.249	121	342	62	85	8	5	17	56	62	100	4	7	.384	.450
Minor League Totals	.244	317	968	155	236	49	8	30	148	190	260	13	10	.383	.404

### 2020

- Did not play affiliated baseball in 2020 due to the pandemic

### 2019

- Played in 121 games with Double-A Biloxi and hit .249 (85-for-342) with 62 runs, 8 doubles, 5 triples, 17 home runs, 56 RBI, 62 walks and 100 strikeouts
- Named a MiLB.com Organization All-Star (Milwaukee)
- Finished among Southern League leaders in on-base percentage (2nd, .384), walks (3rd) and OPS (4th, .835)
- 2019 marked the first season he did not log any innings at catcher
- Had 21 multi-hit games and 14 multi-RBI games
- Logged the only two-homer game of his career on August 2 v. Jacksonville
- Finished the season on a career-best 10-game hitting streak and hit .450 (18-for-40) with 6 runs, 1 double, 1 triple and 3 RBI

### 2018

- Played in 102 games with Advanced-A Carolina and hit .260 (85-for-327) with 51 runs, 25 doubles, 8 home runs, 50 RBI, 63 walks and 93 strikeouts
- Named a MiLB.com Organization All-Star (Milwaukee)
- Finished among Carolina League leaders in on-base percentage (1st, .397) and walks (T-4th, 63)
- Had 18 multi-hit games and 13 multi-RBI games

### 2017

- Played in 59 games with Advanced-A Carolina and hit .244 (48-for-197) with 26 runs, 11 doubles, 2 triples, 4 home runs, 25 RBI, 38 walks and 42 strikeouts
- Had 12 multi-hit games and 4 multi-RBI games

### 2016

- Played in 35 games with Rookie-Level Helena and hit .176 (18-for-102) with 16 runs, 5 doubles, 1 triple, 1 home run, 17 RBI, 27 walks and 25 strikeouts
- Had 4 multi-hit games and 5 multi-RBI games

## SINGLE-GAME CAREER BESTS

Hits: 4 – 7/19/19 w/ Biloxi at Mobile  
 RBI: 4 – 6/7/18 w/ Carolina v. Down East  
 Runs: 3 (8x), Last – 8/24/19 w/ Biloxi v. Mississippi  
 HR: 2 – 8/2/19 w/ Biloxi v. Jacksonville  
 GS: None  
 K: 4 (2x), Last – 5/20/19 w/ Biloxi v. Chattanooga  
 BB: 3 (12x), Last – 8/29/19 w/ Biloxi at Birmingham  
 SB: 2 – 8/9/16 w/ Helena at Grand Junction  
 Hit Streak: 10 Games – 8/23 – 9/2/19 w/ Biloxi

# THOMAS JANKINS • RHP



**BATS:** Right **THROWS:** Right **HEIGHT:** 6-3 **WEIGHT:** 220  
**BORN:** July 2, 1995 in Worcester, MA  
**RESIDES:** West Brookfield, MA  
**OPENING DAY AGE:** 25 **MLB SERVICE:** 0.000  
**ACQUIRED:** Drafted by Milwaukee in the 13th round of the 2016 First-Year Player Draft

## PERSONAL

- Thomas Cooper Jankins
- 5th professional season; all with Milwaukee
- Signed by Brewers scout Mike Serbalik

## DID YOU KNOW?

- Was invited to Milwaukee's Major League spring training as a non-roster player
- Earned 17 varsity letters in baseball, basketball and soccer in high school

## HIGH SCHOOL/COLLEGE

- Graduated from Quaboag Regional (MA) High School
- Named All-State as a senior
- Attended Quinnipiac University from 2014-16
- Named All-MAAC First Team as a sophomore and junior
- Named to the MAAC All-Tournament Team as a sophomore
- Earned MAAC All-Academic Team honors as a sophomore and junior

## CAREER STATISTICS

YEAR	CLUB	W-L	ERA	G	GS	CG	SH	SV	IP	H	R	ER	HR	HB	BB	SO	WP
2016	Helena	0-0	3.09	4	2	0	0	0	11.2	12	6	4	2	0	2	14	2
	Wisconsin	0-2	3.20	8	7	0	0	0	25.1	33	10	9	0	0	6	21	1
2017	Wisconsin	9-8	3.62	27	24	0	0	0	141.2	141	66	57	14	4	32	121	13
2018	Biloxi	10-9	4.42	23	21	0	0	0	130.1	130	69	64	13	7	36	95	17
	Colorado Springs	0-0	0.00	1	0	0	0	0	5.0	2	0	0	0	0	2	4	0
2019	Biloxi	1-0	2.25	2	2	1	0	0	12.0	8	4	3	0	0	2	11	1
	San Antonio	10-5	4.38	23	21	0	0	0	123.1	137	67	60	17	7	32	88	7
Minor League Totals		30-24	3.95	88	77	1	0	0	449.1	463	222	197	46	18	112	354	41

## 2020

- Did not play affiliated baseball in 2020 due to the pandemic

## 2019

- Went 11-5 with a 4.19 ERA in 25 games (23 starts) with Triple-A San Antonio (23) and Double-A Biloxi (2)...135.1 IP, 145 H, 71 R, 63 ER, 34 BB, 99 K
- Began the season with Biloxi and started 2 games before being promoted to San Antonio on April 19
- Logged 10 quality starts and 4 starts of 6+ IP and 1 or less runs allowed
- Went 5-0 with a 3.12 ERA in 6 games in June...34.2 IP, 39 H, 12 R, 12 ER, 8 BB, 20 K
- Threw the only complete game of his career in his first start of the year on April 7 v. Birmingham...W, 7.0 IP, 2 H, 1 R, 0 ER, 0 BB, 6 K
- Finished tied for 5th in the Pacific Coast League with 10 wins

## 2018

- Went 10-9 with a 4.26 ERA in 24 games (21 starts) with Triple-A Colorado Springs (1) and Double-A Biloxi (23)...135.1 IP, 132 H, 69 R, 64 ER, 38 BB, 99 K
- Named a Southern League Mid-Season All-Star
- Logged 13 quality starts and 5 starts of 6+ IP and 1 or less runs allowed
- His 10 wins tied for second in the Southern League
- Punched out a career-high 8 batters on May 12 v. Pensacola
- Went 4-0 with a 2.55 ERA in the month of April and 1-2 with a 2.20 ERA in the month of August

## 2017

- Went 9-8 with a 3.62 ERA in 27 games (24 starts) with Single-A Wisconsin...141.2 IP, 141 H, 66 R, 57 ER, 32 BB, 121 K
- Finished among Midwest League leaders in innings pitched (1st), ERA (8th), strikeouts (8th) and wins (T-10th, 9)
- Threw a career-high 7.2 innings on May 17 v. Clinton
- Logged 5 quality starts

## 2016

- Went 0-2 with a 3.16 ERA in 12 games (9 starts) with Single-A Wisconsin (8) and Rookie-Level Helena (4)...37.0 IP, 45 H, 16 R, 13 ER, 8 BB, 35 K

Thomas Jankins Continued on page 66

## **SINGLE-GAME CAREER BESTS**

Innings: 7.2 – 5/17/17 w/ Wisconsin v. Clinton

Strikeouts: 8 – 5/12/18 w/ Biloxi v. Pensacola

10+ K Games: None

Walks: 4 (2x), Last – 7/13/18 w/ Biloxi at Mobile

Shutouts: None

Complete Games: 1, 4/7/19 w/ Biloxi v. Birmingham (7 IP)

Hits: 11 – 6/30/18 w/ Biloxi v. Mobile

Runs: 10 – 7/19/19 w/ San Antonio at Oklahoma City

HR: 4 (2x), Last – 7/19/19 w/ San Antonio at Oklahoma City

Winning Streak: 7 Games – 5/27 – 7/13/19 w/ San Antonio


Losing Streak: 3 Games (2x), Last – 7/26 – 8/12/18 w/ Biloxi

JANKINS



Photo provided by the Milwaukee Brewers

# ERIC LAUER • LHP



**BATS:** Right **THROWS:** Left **HEIGHT:** 6-3 **WEIGHT:** 200  
**BORN:** June 3, 1995 in Elyria, OH  
**RESIDES:** Desert Ridge, AZ  
**OPENING DAY AGE:** 25 **MLB SERVICE:** 2.057  
**ACQUIRED:** By Milwaukee, along with Luis Urias and a player to be named later or cash, in a trade with San Diego for Trent Grisham and Zach Davies on November 27, 2019

## PERSONAL

- Eric Lance Lauer
- 6th professional season; 2nd with Milwaukee
- Originally drafted by Toronto in the 17th round of the 2013 MLB Draft but did not sign
- Drafted by San Diego in the 1st round (25th overall) of the 2016 MLB Draft
- Signed by Padres scout Matt Maloney

## DID YOU KNOW?

- Tossed a no-hitter for Kent State on May 13, 2016 at Bowling Green
- Awarded the Chet Williams Baseball Scholarship as a freshman and was the recipient of the Ty Youngen Memorial Baseball Scholarship as a sophomore at Kent State

## HIGH SCHOOL/COLLEGE

- Graduated from Midview (OH) High School where he led the team to two conference championships
- Named First-Team All-State, All-County, All-Conference and Lorain County Division 1 Player of the Year as a senior
- Named Honorable Mention All-State, All-County, All-Conference and Conference MVP as a junior
- Named All-County and All-Conference as a sophomore
- Also played football in high school and earned multiple All-State honors
- Attended Kent State University from 2014-16
- Named Collegiate Baseball National Player of the Year, College Baseball Hall of Fame Pitcher of the Year and a Golden Spikes Award semifinalist as a junior
- Was a consensus First-Team All-American – only the second in program history
- Named Second Team Academic All-American, the highest academic achievement in program history
- Posted a 0.69 ERA his junior season – the nation's lowest mark in more than 30 years

## CAREER STATISTICS

YEAR CLUB	W-L	ERA	G	GS	CG	SH	SV	IP	H	R	ER	HR	HB	BB	SO	WP
2016 AZL Padres	0-1	6.75	2	2	0	0	0	4.0	7	5	3	1	0	1	7	0
Tri-City	1-0	1.44	7	7	0	0	0	25.0	17	4	4	0	0	7	28	2
Fort Wayne	0-0	0.00	1	1	0	0	0	2.0	0	0	0	0	0	1	2	0
2017 Lake Elsinore	2-5	2.79	12	12	0	0	0	67.2	65	25	21	4	3	19	84	3
San Antonio	4-3	3.93	10	9	0	0	0	55.0	52	25	24	6	0	17	48	0
2018 Lake Elsinore	0-0	0.00	1	1	0	0	0	3.0	3	0	0	0	0	1	4	0
El Paso	2-1	2.53	4	4	0	0	0	21.1	13	6	6	1	1	9	22	0
SAN DIEGO	6-7	4.34	23	23	0	0	0	112.0	127	61	54	15	6	46	100	2
2019 SAN DIEGO	8-10	4.45	30	29	0	0	0	149.2	158	82	74	20	5	51	138	4
2020 MILWAUKEE	0-2	13.09	4	2	0	0	0	11.0	17	16	16	2	2	9	12	1
Major League Totals	14-19	4.75	57	54	0	0	0	272.2	302	159	144	37	13	106	250	7
Minor League Totals	9-10	2.93	37	36	0	0	0	178.0	157	65	58	12	4	55	195	5

## 2020

- Went 0-2 with a 13.09 ERA in 4 games (2 starts) with Milwaukee...11.0 IP, 17 H, 16 R, 16 ER, 9 BB, 12 K
- Began the season on Milwaukee's injured list (non-injury related)
- Made his Brewers debut on July 26 at Chicago-NL...ND, 2.2 IP, 1 H, 0 R, 1 BB, 6 K

## 2019

- Went 8-10 with a 4.45 ERA in 30 games (29 starts) with San Diego...149.2 IP, 158 H, 82 R, 74 ER, 51 BB, 138 K
- Logged 10 quality starts
- Was San Diego's Opening Day starter on March 28 v. San Francisco and earned a win after he tossed 6.0 shutout innings...became the 2nd-youngest pitcher in Padres history to start an opener, behind only Clay Kirby (1972)
- Traded to Milwaukee, along with Luis Urias and a player to be named or cash, in exchange for Zach Davies and Trent Grisham on November 27

Eric Lauer Continued on page 68



## 2018

- Went 6-7 with a 4.34 ERA in 23 games (23 starts) with San Diego...112.0 IP, 127 H, 61 R, 54 ER, 46 BB, 100 K
- Went 2-1 with a 2.22 ERA in 5 games (5 starts) with Triple-A El Paso and Advanced-A Lake Elsinore...24.1 IP, 16 H, 6 R, 6 ER, 10 BB, 26K
- Began the season with El Paso and made 3 starts prior to having his contract selected by San Diego on April 24
- Made his Major League debut on April 24 at Colorado...L, 3.0 IP, 6 H, 7 R, 6 ER, 4 BB, 3 K
- Earned his first big league win on May 6 v. Los Angeles-NL
- Logged 8 quality starts
- Led the Major Leagues with 10 pickoffs
- Missed nearly a month of action on the injured list from July 31-August 29 with a left forearm strain

## 2017

- Went 6-8 with a 3.30 ERA in 22 games (21 starts) with Double-A San Antonio and Advanced-A Lake Elsinore...122.2 IP, 117 H, 50 R, 45 ER, 36 BB, 132 K
- Named a California League Mid-Season All-Star
- Logged 9 quality starts
- Recorded the first of two 10-strikeout games in his career on June 10 v. Rancho Cucamonga

## 2016

- Went 1-1 with a 2.03 ERA in 10 games (10 starts) with Single-A Fort Wayne, Short-Season Tri-City and the AZL Padres...31.0 IP, 24 H, 9 R, 7 ER, 9 BB, 37 K
- Named a MiLB.com Organization All-Star (San Diego)


## SINGLE-GAME CAREER BESTS

Innings: 8.2 – 7/10/18 w/ San Diego v. Los Angeles-NL  
 Strikeouts: 10 (2x), Last – 4/15/18 w/ El Paso v. Las Vegas  
 10+ K Games: 2, Last – 4/15/18 w/ El Paso v. Las Vegas (10)  
 Walks: 7 – 6/8/18 w/ San Diego at Miami  
 Shutouts: None  
 Complete Games: None  
 Hits: 10 (2x), Last – 8/8/19 w/ San Diego v. Colorado  
 Runs: 8 – 5/10/19 w/ San Diego at Colorado  
 HR: 4 – 5/11/18 w/ San Diego v. St. Louis  
 Winning Streak: 3 Games (2x), Last – 8/2 – 9/1/19 w/ San Diego  
 Losing Streak: 4 Games – 6/8 – 7/25/19 w/ San Diego



Photo provided by the Milwaukee Brewers

# TIM LOPES • INF/OF



**BATS:** Right **THROWS:** Right **HEIGHT:** 5-11 **WEIGHT:** 180  
**BORN:** June 24, 1994 in Los Angeles, CA  
**RESIDES:** Eastvale, CA  
**OPENING DAY AGE:** 26 **MLB SERVICE:** 1.065  
**ACQUIRED:** Claimed off waivers by Milwaukee on December 22, 2020

## PERSONAL

- Timothy Aaron Lopes
- 10th professional season; 1st with Milwaukee
- Drafted by Seattle in the 6th round of the 2012 First-Year Player Draft
- Signed by Seattle scout John Ramey

## DID YOU KNOW?

- His brother, Christian, played in 54 games for the Sounds in 2019, and entered the 2021 season as a member of the Diamondbacks organization

## HIGH SCHOOL/COLLEGE

- Graduated from Edison (CA) High School
- Is one of 10 players to play for Edison High and go on to play in the big leagues
- Was the number one ranked middle infielder by Perfect Game in the 2012 class of high school players in the state of California

## CAREER STATISTICS

YEAR CLUB	AVG	G	AB	R	H	2B	3B	HR	RBI	BB	SO	SB	CS	OBP	SLG
2012 AZL Mariners	.316	53	215	42	68	11	12	0	32	24	29	7	3	.381	.479
High Desert	.250	4	12	2	3	0	1	0	1	0	1	0	0	.250	.417
2013 Clinton	.272	92	334	40	91	15	3	1	36	20	46	10	7	.315	.344
2014 High Desert	.238	114	421	54	100	16	7	4	44	37	81	18	7	.308	.337
2015 Bakersfield	.276	123	478	69	132	27	4	2	49	41	96	35	18	.340	.362
2016 Jackson	.284	131	510	74	145	23	5	1	49	54	88	26	6	.358	.355
2017 New Hampshire	.271	128	469	49	127	27	4	7	50	49	86	19	9	.338	.390
2018 Buffalo	.277	104	354	41	98	19	3	2	29	26	58	18	8	.325	.364
2019 Tacoma	.302	95	374	59	113	31	2	10	60	36	72	26	9	.362	.476
SEATTLE	.270	41	111	11	30	7	0	1	12	15	29	6	3	.359	.360
2020 SEATTLE	.238	46	143	16	34	12	0	2	15	6	34	5	0	.278	.364
Major League Totals	.252	87	254	27	64	19	0	3	27	21	63	11	3	.315	.362
Minor League Totals	.277	844	3167	430	877	169	41	27	350	287	557	159	67	.339	.382

### 2020

- Played in 46 games with Seattle and hit .238 (34-for-143) with 16 runs, 12 doubles, 2 home runs, 15 RBI, 6 walks and 34 strikeouts
- Had 7 multi-hit games and 1 multi-RBI game
- Was optioned and recalled from the Mariners Alternate Training Site multiple times
- Designated for assignment on December 18

### 2019

- Played in 41 games with Seattle and hit .270 (30-for-111) with 11 runs, 7 doubles, 1 home run, 12 RBI, 15 walks and 29 strikeouts
- Playing in 95 games with Triple-A Tacoma and hit .302 (113-for-374) with 59 runs, 31 doubles, 2 triples, 10 home runs, 60 RBI, 36 walks and 72 strikeouts
- Began the season with Tacoma and had his contract selected by Seattle on July 23
- Named a MiLB.com Organization All-Star (Seattle)
- Made his Major League debut on July 24 vs. Texas
- Collected his first Major League hit on August 6 v. San Diego, a 2-run homer off Adrian Morejon...the 8th Seattle Mariner to homer for his first career MLB hit
- Had 39 multi-hit games and 21 multi-RBI games
- Matched a career-best 14-game hitting streak from July 5-21 and hit .382 (21-for-55) with 11 runs, 6 doubles, 4 home runs and 18 RBI
- Had an 11-game hitting streak from May 6-17 and hit .452 (19-for-42) with 11 runs, 6 doubles, 4 home runs and 13 RBI
- Hit .336 (40-for-119) with 25 runs, 13 doubles, 4 home runs and 24 RBI in 30 games in the month of May
- Stole 26 bases with Tacoma and another 6 with Seattle...32-for-44 overall

Tim Lopes Continued on page 70

## Tim Lopes Continued

### 2018

- Played in 104 games with Triple-A Buffalo and hit .277 (98-for-354) with 41 runs, 19 doubles, 3 triples, 2 home runs, 29 RBI, 26 walks and 58 strikeouts
- Had 25 multi-hit games and 6 multi-RBI games
- Went 18-for-26 in stolen base attempts
- Started the season with an 11-game hitting streak from April 9-28 and hit .450 (18-for-40) with 6 runs, 2 doubles, 1 triple and 5 RBI

### 2017

- Played in 128 games with Double-A New Hampshire and hit .271 (127-for-469) with 49 runs, 27 doubles, 4 triples, 7 home runs, 50 RBI, 49 walks and 86 strikeouts
- Named a MiLB.com Organization All-Star (Toronto)
- Had 33 multi-hit games and 10 multi-RBI games
- Hit .386 (39-for-101) with 11 runs, 7 doubles, 3 home runs and 14 RBI in 28 games in July
- Had a 12-game hitting streak from July 15-25 and hit .488 (20-for-41) with 5 runs, 3 doubles, 1 home run and 8 RBI
- Had an 11-game hitting streak from April 13-26 and hit .370 (17-for-46) with 6 runs, 4 doubles, 1 triple and 7 RBI
- Went 19-for-28 in stolen base attempts

### 2016

- Played in 131 games with Double-A Jackson and hit .284 (145-for-510) with 74 runs, 23 doubles, 5 triples, 1 home run, 49 RBI, 54 walks and 88 strikeouts
- Named a Southern League Post-Season All-Star
- Had 36 multi-hit games and 12 multi-RBI games
- Had a 12-game hitting streak from June 1-13 and hit .300 (15-for-50) with 6 runs and 4 doubles
- Had a 12-game hitting streak from August 4-17 and hit .429 (21-for-49) with 11 runs, 2 doubles and 6 RBI
- Hit over .300 in both April (.313) and August (.343)
- Went 26-for-32 in stolen base attempts
- Traded from Seattle to Toronto on September 30

### 2015

- Played in 123 games with Advanced-A Bakersfield and hit .276 (132-for-478) with 69 runs, 27 doubles, 4 triples, 2 home runs, 49 RBI, 41 walks and 96 strikeouts
- Named a MiLB.com Organization All-Star (Seattle)
- Had 39 multi-hit games and 8 multi-RBI games
- Had a career-best 14-game hitting streak from May 9-24 and hit .322 (19-for-59) with 8 runs, 2 doubles, 1 triple, 1 home run and 4 RBI
- Had a 12-game hitting streak from August 1-15 and hit .521 (25-for-48) with 12 runs, 6 doubles, 2 triples and 10 RBI
- Went 35-for-53 in stolen base attempts and led the California League

### 2014

- Played in 114 games with Advanced-A High Desert and hit .238 (100-for-421) with 54 runs, 16 doubles, 7 triples, 4 home runs, 44 RBI, 37 walks and 81 strikeouts
- Had 25 multi-hit games and 10 multi-RBI games
- Had the only two-homer game of his career on August 30 vs. San Jose
- Went 18-for-25 in stolen base attempts

### 2013

- Played in 92 games with Single-A Clinton and hit .272 (91-for-334) with 40 runs, 15 doubles, 3 triples, 1 home run, 36 RBI, 20 walks and 46 strikeouts
- Had 22 multi-hit games and 6 multi-RBI games

### 2012

- Played in 57 games with Advanced-A High Desert (4) and the AZL Mariners (53) and hit .313 (71-for-227) with 44 runs, 11 doubles, 13 triples, 33 RBI, 24 walks and 30 strikeouts

## SINGLE-GAME CAREER BESTS

Hits: 4 (8x), Last – 7/3/19 w/ Tacoma v. Salt Lake  
RBI: 7 – 7/27/12 w/ AZL Mariners at AZL Diamondbacks  
Runs: 4 (2x), Last – 5/19/19 w/ Tacoma at Reno  
HR: 2 – 8/30/14 w/ High Desert v. San Jose  
GS: 1 – 7/19/19 w/ Tacoma v. Sacramento  
K: 4 – 6/9/15 w/ Bakersfield at San Jose  
BB: 3 (4x), Last – 5/6/19 w/ Tacoma v. Albuquerque  
SB: 3 – 7/24/12 w/ AZL Mariners vs. AZL Brewers  
Hit Streak: 14 Games (2x), Last – 7/5-7/21/19 w/ Tacoma

# TRISTEN LUTZ • OF



**BATS:** Right **THROWS:** Right **HEIGHT:** 6-3 **WEIGHT:** 214  
**BORN:** August 22, 1998 in Arlington, TX  
**RESIDES:** Arlington, TX  
**OPENING DAY AGE:** 22 **MLB SERVICE:** 0.000  
**ACQUIRED:** Drafted by Milwaukee in the Competitive Balance A (34th overall) Round of the 2017 First-Year Player Draft

## PERSONAL

- Tristen Drew Lutz
- 4th professional season; all with Milwaukee
- Signed by Brewers scout KJ Hendricks

## DID YOU KNOW?

- Enters the 2021 season as the 23rd-best prospect in the organization according to Baseball America and the 12th-best according to MLB Pipeline

## HIGH SCHOOL/COLLEGE

- Graduated from James Martin (TX) High School
- Hit .432 (41-for-95) with 10 home runs during his senior year and was named All-District all 4 years
- Played for the Texas Rangers Area Code Team
- Was committed to the University of Texas prior to being drafted by Milwaukee

## CAREER STATISTICS

YEAR	CLUB	AVG	G	AB	R	H	2B	3B	HR	RBI	BB	SO	SB	CS	OBP	SLG
2017	AZL Brewers	.279	16	68	12	19	4	3	3	11	4	21	1	0	.347	.559
	Helena	.333	24	93	23	31	1	1	6	16	12	21	2	4	.432	.559
2018	Wisconsin	.245	119	444	63	109	33	3	13	63	46	139	9	3	.321	.421
2019	Carolina	.255	112	420	62	107	24	3	13	54	46	137	3	2	.335	.419
Minor League Totals		.260	271	1025	160	266	62	10	35	144	108	318	15	9	.339	.442

## 2020

- Did not play affiliated baseball in 2020 due to the pandemic
- Spent time at the Milwaukee Brewers Alternate Training Site in Appleton, Wisconsin
- Entered the 2020 season as the 2nd-best prospect in the organization according to *Baseball America*

## 2019

- Played in 112 games with Advanced-A Carolina and hit .255 (107-for-420) with 62 runs, 24 doubles, 3 triples, 13 home runs, 54 RBI, 46 walks and 137 strikeouts
- Finished among Carolina League leaders in runs (T-6th), extra-base hits (T-6th, 40), total bases (8th, 176) and home runs (T-9th)
- Had 29 multi-hit games and 11 multi-RBI games
- Recorded a career-high 4 hits on August 1 v. Down East
- Finished his season by hitting .351 (20-for-57) with 7 runs, 4 doubles, 4 home runs and 10 RBI in 14 games in the month of August
- Entered the 2019 season as the 7th-best prospect in the organization according to *Baseball America*

## 2018

- Played in 119 games with Single-A Wisconsin and hit .245 (109-for-444) with 63 runs, 33 doubles, 3 triples, 13 home runs, 63 RBI, 46 walks and 139 strikeouts
- Finished among Midwest League leaders in doubles (T-2nd), extra-base hits (3rd, 49) and RBI (T-9th)
- Had 30 multi-hit games and 13 multi-RBI games
- Had a career-best 10-game hitting streak from June 12-26 when he hit .282 (11-for-39) with 6 runs, 5 doubles, 1 home run and 5 RBI
- Entered the 2018 season as the 8th-best prospect in the organization according to *Baseball America*


## 2017

- Played in 40 games with Rookie-Level Helena and the AZL Brewers and hit .311 (50-for-161) with 35 runs, 5 doubles, 4 triples, 9 home runs, 27 RBI, 16 walks and 42 strikeouts
- Had 18 multi-hit games and 7 multi-RBI games
- Entered the 2019 season as the 4th-best prospect in the organization according to *Baseball America*

## SINGLE-GAME CAREER BESTS

Hits: 4 – 8/1/19 w/ Carolina v. Down East  
 RBI: 5 – 7/10/17 w/ AZL Brewers at AZL White Sox  
 Runs: 4 (2x), Last – 5/11/19 w/ Carolina v. Myrtle Beach  
 HR: 2 (3x), Last – 6/4/19 w/ Carolina v. Frederick  
 GS:  
 K: 4 (3x), Last – 5/17/19 w/ Carolina at Fayetteville  
 BB: 3 (4x), Last – 7/7/19 w/ Carolina v. Lynchburg  
 SB: 2 – 8/25/18 w/ Wisconsin at Clinton  
 Hit Streak: 10 Games – 6/12 – 6/26/18 w/ Wisconsin

# LUKE MAILE • C



**BATS:** Right **THROWS:** Right **HEIGHT:** 6-3 **WEIGHT:** 225  
**BORN:** February 6, 1991 in Edgewood, KY  
**RESIDES:** Palm Harbor, FL  
**OPENING DAY AGE:** 30 **MLB SERVICE:** 4.099  
**ACQUIRED:** Signed by Milwaukee as a free agent on December 8, 2020

## PERSONAL

- Luke Richard Maile (rhymes with "Bailey")
- 10th professional season; 1st with Milwaukee
- Drafted by Boston in the 43rd round of the 2009 MLB Draft but did not sign
- Drafted by Tampa Bay in the 8th round of the 2012 MLB Draft
- Signed by Rays scout James Bonnici

## DID YOU KNOW?

- His Grandfather, Dick Maile, was an All-American in basketball at LSU and his father, Rich, was a cornerback for Kentucky football

## HIGH SCHOOL/COLLEGE

- Graduated from Covington Catholic (KY) High School
- Named Kentucky's Gatorade Player of the Year as a Senior
- Attended the University of Kentucky from 2010-12 where he was named All-SEC second team as a junior
- Named a semi-finalist for the Dick Howser trophy and the USA Baseball Golden Spikes award as a junior

## CAREER STATISTICS

YEAR	CLUB	AVG	G	AB	R	H	2B	3B	HR	RBI	BB	SO	SB	CS	OBP	SLG
2012	Hudson Valley	.278	61	216	30	60	10	3	3	41	31	36	3	1	.377	.394
2013	Bowling Green	.283	95	361	45	102	25	3	4	49	41	54	8	2	.351	.402
2014	Montgomery	.268	97	351	43	94	19	4	5	37	35	76	1	1	.341	.387
2015	Durham	.207	89	294	38	61	9	1	5	29	35	50	1	1	.298	.296
	TAMPA BAY	.171	15	35	2	6	3	0	0	2	0	8	0	0	.171	.257
2016	Durham	.242	58	194	13	47	13	0	2	12	16	36	0	1	.310	.340
	TAMPA BAY	.227	42	119	10	27	7	0	3	15	4	36	0	0	.252	.361
2017	Dunedin	.176	5	17	1	3	0	0	0	2	0	1	0	0	.176	.176
	Buffalo	.167	16	54	5	9	0	0	0	1	4	12	0	0	.224	.167
	TORONTO	.146	46	130	10	19	5	0	2	7	3	35	1	0	.176	.231
2018	TORONTO	.248	68	202	22	50	13	1	3	27	25	67	2	0	.333	.366
2019	TORONTO	.151	44	119	9	18	2	1	2	9	8	33	1	0	.205	.235
Major League Totals		.198	215	605	53	120	30	2	10	60	40	179	4	0	.252	.304
Minor League Totals		.253	421	1487	175	376	76	11	19	171	162	265	13	6	.331	.357

## 2020

- Placed on the 60-day injured list by Pittsburgh with a fractured right index finger on July 23 and missed the entire season

## 2019

- Played in 44 games with Toronto and hit .151 (18-for-119) with 9 runs, 2 doubles, 1 triple, 2 home runs, 9 RBI, 8 walks and 33 strikeouts
- Had 3 multi-hit games and 4 multi-RBI games
- Threw out 40.0% of stolen base attempts (12 of 30 runners)

## 2018

- Played in 68 games with Toronto and hit .248 (50-for-202) with 22 runs, 13 doubles, 1 triple, 3 home runs, 27 RBI, 25 walks and 67 strikeouts
- Named Toronto's Most Improved Player
- Had 14 multi-hit games and 5 multi-RBI games
- Had the only two-homer game of his career on May 11 vs. Boston
- Threw out 30.1% of stolen base attempts (16 of 53 runners)

## 2017

- Played in 46 games with Toronto and hit .146 (19-for-130) with 10 runs, 5 doubles, 2 home runs, 7 RBI, 3 walks and 35 strikeouts
- Played in 21 games with Triple-A Buffalo (16) and Advanced-A Dunedin (5) and hit .169 (12-for-71) with 6 runs, 3 RBI, 4 walks and 13 strikeouts
- Attended spring training with Tampa Bay but was designated for assignment on April 2 and claimed off waivers by Toronto on April 6

Luke Maile Continued on page 73

## Luke Maile Continued

- Had 7 multi-hit games and 2 multi-RBI games
- Threw out 27.4% of stolen base attempts (9 of 26 runners) in the big leagues

### 2016

- Played in 42 games with Tampa Bay and hit .227 (27-for-119) with 10 runs, 7 doubles, 3 home runs, 15 RBI, 4 walks and 36 strikeouts
- Played in 58 games with Triple-A Durham and hit .242 (47-for-194) with 13 runs, 13 doubles, 2 home runs, 12 RBI, 16 walks and 36 strikeouts
- Had 13 multi-hit games and 6 multi-RBI games
- Threw out 28% of stolen base attempts (7 of 25 runners) in the big leagues

### 2015

- Played in 15 games with Tampa Bay and hit .171 (6-for-35) with 2 runs, 3 doubles, 2 RBI and 8 strikeouts
- Played in 89 games with Triple-A Durham and hit .207 (61-for-294) with 38 runs, 9 doubles, 1 triple, 5 home runs, 29 RBI, 35 walks and 50 strikeouts
- Made his Major League debut on September 1 vs. Baltimore
- Had 17 multi-hit games and 8 multi-RBI games
- Threw out 33.8% of stolen base attempts (26 of 77 runners) with Durham, the 2nd-highest rate in the International League

### 2014

- Played in 97 games with Double-A Montgomery and hit .268 (94-for-351) with 43 runs, 19 doubles, 4 triples, 5 home runs, 37 RBI, 35 walks and 76 strikeouts
- Named a Midwest League mid-season and post-season All-Star
- Had 24 multi-hit games and 8 multi-RBI games
- Threw out 32.4% of stolen base attempts (24 of 74 runners)

### 2013

- Played in 95 games with Single-A Bowling Green and hit .283 (102-for-361) with 45 runs, 25 doubles, 3 triples, 4 home runs, 49 RBI, 41 walks and 54 strikeouts
- Named a Southern League mid-season All-Star
- Had 28 multi-hit games and 10 multi-RBI games
- Threw out 51.4% of stolen base attempts (36 of 70 runners)
- Had a career-best 12-game hitting streak from May 27-June 13 when he hit .400 (20-for-50) with 6 runs, 2 doubles, 1 triple and 6 RBI

### 2012


- Played in 61 games with short-season Hudson Valley and hit .278 (60-for-216) with 30 runs, 10 doubles, 3 triples, 3 home runs, 41 RBI, 31 walks and 36 strikeouts
- Had 17 multi-hit games and 8 multi-RBI games
- Threw out 29.4% of stolen base attempts (5 of 17 runners)

## SINGLE-GAME CAREER BESTS

Hits: 5 – 7/23/12 w/ Hudson Valley v. Staten Island  
RBI: 5 – 9/2/12 w/ Hudson Valley at Aberdeen  
Runs: 3 (3x), Last – 6/1/14 w/ Montgomery at Jackson  
HR: 2 – 5/11/18 w/ Toronto v. Boston  
GS: 1 – 9/2/12 w/ Hudson Valley at Aberdeen  
K: 4 (3x), Last – 5/12/18 w/ Toronto v. Buffalo  
BB: 3 (3x), Last – 8/20/14 w/ Montgomery v. Tennessee  
SB: 1 (17x), Last – 6/12/19 w/ Toronto at Baltimore  
Hit Streak: 12 Games – 5/27 – 6/13/13 w/ Bowling Green



# MARK MATHIAS • INF/OF



**BATS:** Right **THROWS:** Right **HEIGHT:** 6-1 **WEIGHT:** 207  
**BORN:** August 2, 1994 in Anta Clara, CA  
**RESIDES:** Austin, TX  
**OPENING DAY AGE:** 26 **MLB SERVICE:** 0.081  
**ACQUIRED:** By Milwaukee in a trade with Cleveland for Andres Melendez on November 20, 2019

## PERSONAL

- Mark Andrew Mathias
- 7th professional season; 2nd with Milwaukee
- Drafted by Cleveland in the 3rd Round of the 2015 First-Year Player Draft
- Signed by Indians scout Carlos Muniz

## DID YOU KNOW?

- Played on the USA Baseball Collegiate National Team during the summer following his sophomore year

## HIGH SCHOOL/COLLEGE

- Graduated from Irvington (CA) High School
- Attended Cal Poly San Luis Obispo from 2013-15
- Named Big West Conference Field Player of the Year and second-team All-American as a sophomore
- Won the Big West batting title in 2014 when he hit .386
- Named first-team Big West as a sophomore and junior

## CAREER STATISTICS

YEAR	CLUB	AVG	G	AB	R	H	2B	3B	HR	RBI	BB	SO	SB	CS	OBP	SLG
2015	Mahoning Valley	.282	67	245	38	69	19	3	2	32	35	36	5	4	.382	.408
2016	Lynchburg	.274	115	427	70	117	39	1	5	60	48	87	9	1	.359	.405
	Akron	.067	5	15	1	1	1	0	0	1	1	6	0	0	.125	.133
2017	Akron	.212	35	104	17	22	5	1	1	13	13	34	4	0	.328	.308
2018	Akron	.232	117	397	65	92	25	3	8	45	59	94	11	2	.338	.370
2019	Columbus	.269	115	412	62	111	31	2	12	59	51	91	13	2	.355	.442
2020	MILWAUKEE	.278	16	36	2	10	3	0	0	4	0	7	1	0	.278	.361
Major League Totals		.278	16	36	2	10	3	0	0	4	0	7	1	0	.278	.361
Minor League Totals		.258	454	1600	253	412	120	10	28	210	207	348	42	9	.352	.398

### 2020

- Played in 16 games with Milwaukee and hit .278 (10-for-36) with 2 runs, 3 doubles, 4 RBI and 7 strikeouts
- Began the season at Milwaukee's Alternate Training Site in Appleton, Wis. and was recalled for the first time on August 3
- Made his Major League debut on August 4 v. Chicago-AL
- Collected his first Major League hit on August 5 at Chicago-AL, a single off Dallas Keuchel...Joined Geoff Jenkins (1998 off Orel Hersher) as the only players in Milwaukee franchise history to collect their first hit off a former Cy Young Award winner
- Had 3 multi-hit games and 2 multi-RBI games

### 2019

- Played in 115 games with Triple-A Columbus and hit .269 (111-for-412) with 62 runs, 31 doubles, 2 triples, 12 home runs, 59 RBI, 51 walks and 91 strikeouts
- Finished with the 5th-most doubles in the International League
- Had 33 multi-hit games and 15 multi-RBI games
- Hit .358 (29-for-81) with 11 runs, 7 doubles, 5 home runs, 10 RBI in 20 games in the month of May
- Matched a career-high with 6 RBI on April 19 at Toledo
- Traded by Cleveland to Milwaukee for catcher Andres Melendez on November 20

### 2018

- Played in 117 games with Double-A Akron and hit .232 (92-for-397) with 65 runs, 25 doubles, 3 triples, 8 home runs, 45 RBI, 59 walks and 94 strikeouts
- Named a MiLB.com Organization All-Star (Cleveland)
- Had 26 multi-hit games and 10 multi-RBI games
- Finished with the 5th-most walks in the Eastern League

### 2017

- Played in 35 games with Double-A Akron and hit .212 (22-for-104) with 17 runs, 5 doubles, 1 triple, 1 home run, 13 RBI, 13 walks and 34 strikeouts
- Had 4 multi-hit games and 2 multi-RBI games
- Missed most of the season with left shoulder injuries after suffering a dislocated shoulder in a Spring Training game...did not play after July 3

Mark Mathias Continued on page 75

## Mark Mathias Continued

### 2016

- Played in 120 games with Double-A Akron (5) and Advanced-A Lynchburg (115) and hit .267 (118-for-442) with 71 runs, 40 doubles, 1 triple, 5 home runs, 61 RBI, 49 walks and 93 strikeouts
- Named a MiLB.com Organization All-Star (Cleveland)
- Named a Carolina League Post-Season All-Star
- Spent the majority of the season with Lynchburg prior to being promoted to Akron on August 21
- Finished among Carolina League leaders in doubles (3rd, 39) OBP (4th, .359), runs (9th, 70), batting average (10th, .274) and OPS (10th, .764)
- Had 34 multi-hit games and 14 multi-RBI games
- Had a 14-game hitting streak from July 5-22 and hit .473 (26-for-55) with 17 runs, 11 doubles, 2 home runs and 18 RBI

### 2015

- Played in 67 games with Short-Season Mahoning Valley and hit .282 (69-for-245) with 38 runs, 19 doubles, 3 triples, 2 home runs, 32 RBI, 35 walks and 36 strikeouts
- Had 18 multi-hit games and 5 multi-RBI games
- Had an 11-game hitting streak from July 17-31 and hit .400 (20-for-50) with 8 runs, 3 doubles, 2 triples, 1 home run and 7 RBI

### SINGLE-GAME CAREER BESTS

Hits: 4 (3x), Last – 5/14/19 w/ Columbus at Pawtucket  
RBI: 6 (2x), Last – 4/19/19 w/ Columbus at Toledo  
Runs: 3 (7x), Last – 6/24/19 w/ Columbus v. Toledo  
HR: 1 (28x), Last – 9/2/19 w/ Columbus at Toledo  
GS: 1 – 7/1/18 w/ Akron v. Altoona  
K: 4 (2x), Last – 5/9/17 w/ Akron v. Trenton  
BB: 3 (5x), Last – 8/11/19 w/ Columbus v. Buffalo  
SB: 2 (2x), Last – 7/18/18 w/ Akron v. Richmond  
Hit Streak: 14 Games – 7/5 – 7/22/16 w/ Lynchburg

MATHIAS



Photo provided by the Milwaukee Brewers

# BILLY MCKINNEY • OF



**BATS:** Left    **THROWS:** Left    **HEIGHT:** 6-1    **WEIGHT:** 205  
**BORN:** August 23, 1994 in Dallas, TX  
**RESIDES:** Plano, TX  
**OPENING DAY AGE:** 26    **MLB SERVICE:** 1.107  
**ACQUIRED:** Claimed off waivers by Milwaukee on September 14, 2020

## PERSONAL

- William Landis McKinney
- 9th professional season; 2nd with Milwaukee
- Drafted by Oakland in the 1st round (24th overall) of the 2013 First-Year Player Draft
- Signed by Oakland scout Armann Brown

## DID YOU KNOW?

- Has been involved in three MLB trades involving 13 players

## HIGH SCHOOL/COLLEGE

- Graduated from Plano West Senior (TX) High School
- Led Plano West to the Texas Class 5A semifinals and hit .372 with 27 runs, 9 doubles, 2 triples, 4 home runs and 17 RBI as a senior
- Was committed to TCU prior to signing with the Athletics

## CAREER STATISTICS

YEAR	CLUB	AVG	G	AB	R	H	2B	3B	HR	RBI	BB	SO	SB	CS	OBP	SLG
2013	AZL Athletics	.320	46	181	31	58	7	2	2	20	17	29	7	0	.383	.414
	Vermont	.353	9	34	5	12	2	1	1	6	3	4	1	1	.405	.559
2014	Stockton	.241	75	290	42	70	12	2	10	33	36	58	5	3	.330	.400
	Daytona	.301	51	176	30	53	12	4	1	36	25	42	1	0	.390	.432
2015	Myrtle Beach	.340	29	103	19	35	5	2	4	25	17	13	0	2	.432	.544
	Tennessee	.285	77	274	29	78	26	1	3	39	27	47	0	0	.346	.420
2016	Tennessee	.252	88	298	37	75	12	3	1	31	47	68	2	4	.355	.322
	Trenton	.234	35	128	15	30	7	1	3	13	12	29	2	2	.310	.375
2017	Trenton	.250	69	232	34	58	16	4	6	29	30	45	2	1	.339	.431
	Scranton/WB	.306	55	209	32	64	13	3	10	35	9	49	0	0	.336	.541
2018	Tampa	.250	3	8	1	2	1	0	0	3	4	2	0	0	.500	.375
	Trenton	.222	5	18	2	4	1	0	0	0	3	4	1	1	.333	.278
	Scranton/WB	.226	56	212	27	48	8	5	13	32	21	56	0	0	.299	.495
	Buffalo	.203	20	64	10	13	3	2	3	8	8	16	0	0	.292	.453
	TORONTO	.252	36	115	14	29	7	0	6	13	11	32	1	0	.320	.470
	NEW YORK-AL	.250	2	4	0	1	0	0	0	0	1	0	0	0	.250	.250
2019	Buffalo	.271	36	129	17	35	8	4	4	20	22	25	1	1	.383	.488
	TORONTO	.215	84	251	37	54	14	1	12	28	19	73	0	2	.274	.422
2020	TORONTO	.667	2	3	1	2	0	0	0	0	0	0	0	0	.667	.667
Major League Totals		.232	145	427	59	99	22	2	21	46	31	121	1	2	.287	.440
Minor League Totals		.270	654	2356	331	635	133	34	61	330	281	487	22	15	.350	.433

### 2020

- Played in 2 games with Toronto and hit .667 (2-for-3) with 1 run
- Began the season on Toronto's Opening Day roster...Optioned to Toronto's Alternate Training Site on July 26, August 8 and August 21, recalled on August 5, August 20 and September 9
- Was designated for assignment by Toronto on September 11 and claimed off waivers by Milwaukee on September 14
- Had 1 multi-hit game

### 2019

- Played in 84 games with Toronto and hit .215 (54-for-251) with 37 runs, 14 doubles, 1 triple, 12 home runs, 28 RBI, 19 walks and 73 strikeouts
- Played in 36 games with Triple-A Buffalo and hit .271 (35-for-129) with 17 runs, 8 doubles, 4 triples, 4 home runs, 20 RBI, 22 walks and 25 strikeouts
- Began the season on Toronto's Opening Day roster...Optioned on May 24, June 28 and August 2, recalled on June 18, July 15 and August 12
- Had 21 multi-hit games and 14 multi-RBI games
- Recorded his lone big league multi-homer game on September 22 at New York-AL
- Drilled a walk-off two-run homer in the 10th inning on June 20 v. Los Angeles-AL

Billy McKinney Continued on page 77

**2018**

- Played in 38 games with New York-AL (2) and Toronto (36) and hit .252 (30-for-119) with 14 runs, 7 doubles, 6 home runs, 13 RBI, 11 walks and 33 strikeouts
- Played in 84 games with Triple-A Scranton/Wilkes-Barre (56), Triple-A Buffalo (20), Double-A Trenton (5) and Advanced-A Tampa (3) and hit .222 (67-for-302) with 40 runs, 13 doubles, 7 triples, 16 home runs, 43 RBI, 36 walks and 78 strikeouts
- Began the season on New York's-AL Opening Day roster, the first Opening Day roster in his career
- Made his Major League debut on March 30 at Toronto and collected his first big league hit off Aaron Sanchez (single)
- Traded to Toronto with INF Brandon Drury for LHP J.A. Happ
- Had 22 multi-hit games and 13 multi-RBI games

**2017**

- Played in 124 games with Triple-A Scranton/Wilkes-Barre (55) and Double-A Trenton (69) and hit .277 (122-for-441) with 66 runs, 29 doubles, 7 triples, 16 home runs, 64 RBI, 39 walks and 94 strikeouts
- Named a MiLB.com Organization All-Star (New York-AL)
- Named International League Player of the Week for July 24-30 when he hit .440 (11-for-25) with 7 runs, 2 doubles, 2 triples, 2 home runs and 9 RBI
- Named Eastern League Player of the Week for June 12-18 when he hit .385 (10-for-26) with 7 runs, 3 doubles, 3 home runs and 7 RBI
- Had 31 multi-hit games and 12 multi-RBI games
- Collected a career-high 6 RBI and went 4-for-5 with a double, 2 triples and a grand slam on July 28 at Charlotte
- Played for Scottsdale in the Arizona Fall League and was named to the AFL's Top Prospects Team

**2016**

- Played in 123 games with Double-A Tennessee (88) and Double-A Trenton (35) and hit .246 (105-for-426) with 52 runs, 19 doubles, 4 triples, 4 home runs, 44 RBI, 59 walks and 97 strikeouts
- Traded to New York-AL with RHP Adam Warren, SS Gleyber Torres and OF Rashad Crawford for LHP Aroldis Chapman on July 25
- Had 28 multi-hit games and 7 multi-RBI games

**2015**

- Played in 106 games with Double-A Tennessee (77) and Advanced-A Myrtle Beach (29) and hit .300 (113-for-377) with 48 runs, 31 doubles, 3 triples, 7 home runs, 64 RBI, 44 walks and 60 strikeouts
- Named a MiLB.com Organization All-Star (Chicago-NL)
- Named Carolina League Player of the Week for May 4-10 and hit .433 (13-for-30) with 9 runs, 4 doubles, 2 triples, 1 home run and 12 RBI
- Had 38 multi-hit games and 15 multi-RBI games

**2014**

- Played in 126 games with Advanced-A Stockton (75) and Advanced-A Daytona (51) and hit .264 (123-for-466) with 72 runs, 24 doubles, 6 triples, 11 home runs, 69 RBI, 61 walks and 100 strikeouts
- Named a MiLB.com Organization All-Star (Chicago-NL)
- Traded to Chicago-NL with SS Addison Russell, RHP Dan Straily and cash for RHP Jason Hammel and RHP Jeff Samardzija on July 5
- Had 33 multi-hit games and 16 multi-RBI games

**2013**

- Played in 55 games with short-season Vermont (9) and the AZL Athletics (46) and hit .326 (70-for-215) with 36 runs, 9 doubles, 3 triples, 3 home runs, 26 RBI, 20 walks and 33 strikeouts
- Had 22 multi-hit games and 3 multi-RBI games
- Had a career-high 5 hits on August 21 at the AZL Giants

**SINGLE-GAME CAREER BESTS**

Hits: 5 – 8/21/13 w/ AZL Athletics at AZL Giants  
 RBI: 6 – 7/28/17 w/ Scranton/Wilkes-Barre at Charlotte  
 Runs: 4 (2x), Last – 6/12/19 w/ Buffalo at Indianapolis  
 HR: 2 (3x), Last – 9/22/19 w/ Toronto at New York-AL  
 GS: 4 – Last – 6/4/19 w/ Buffalo v. Scranton/Wilkes-Barre  
 K: 4 – 6/21/19 w/ Toronto at Boston  
 BB: 4 – 5/7/15 w/ Myrtle Beach v. Salem  
 SB: 1 (23x), Last – 8/6/19 w/ Buffalo at Toledo  
 Hit Streak: 9 Games (2x), Last – 8/29-9/9/18 w/ Toronto

# HOBY MILNER • LHP



**BATS:** Left    **THROWS:** Left    **HEIGHT:** 6-3    **WEIGHT:** 175  
**BORN:** January 13, 1991 in Dallas, TX  
**RESIDES:** Forth Worth, TX  
**OPENING DAY AGE:** 30    **MLB SERVICE:** 2.015  
**ACQUIRED:** Signed as a free agent by Milwaukee on December 17, 2020

## PERSONAL

- Hoby Trey Milner
- 10th professional season; 1st with Milwaukee
- Originally drafted by Washington in the 44th round of the 2009 MLB Draft but did not sign
- Drafted by Philadelphia in the 7th round of the 2012 MLB Draft
- Signed by Phillies scout Steve Cohen

## DID YOU KNOW?

- His father, Brian, was drafted by Toronto in the 7th round of the 1978 MLB Draft and became the first catcher to bypass the minor leagues and play in the majors since the first amateur draft was held in 1965...his father later coached in the Yankees organization from 1991-95 and was a scout for the Cubs from 1996-07
- His name was inspired by a character named "Hobie" on the television show Baywatch

## HIGH SCHOOL/COLLEGE

- Graduated from Paschal (TX) High School
- Garnered multiple All-State honors both as a pitcher and outfielder as a senior when he went 9-2 and hit .559 with 6 home runs...also named co-MVP in District 4-5A
- Named Honorable Mention All-State and Second Team Louisville Slugger High School All-American as a junior when he went 6-1 with a 0.77 ERA
- Named Co-MVP in District 4-5A as a junior and District 4-5A Sophomore of the Year
- Attended the University of University of Texas from 2010-12
- Went 17-9 with a 2.44 ERA in 84 career appearances in his college career
- Named All-Big 12 Second Team as a junior and garnered multiple academic awards throughout his career

## CAREER STATISTICS

YEAR	CLUB	W-L	ERA	G	GS	CG	SH	SV	IP	H	R	ER	HR	HB	BB	SO	WP
2012	Williamsport	1-0	1.59	2	1	0	0	0	5.2	2	1	1	0	2	2	7	0
	Lakewood	6-3	2.59	12	12	0	0	0	62.2	52	21	18	6	1	22	47	4
2013	Clearwater	12-7	3.83	26	25	0	0	0	143.1	147	62	61	11	6	39	108	6
2014	Reading	10-6	4.21	25	25	1	1	0	143.1	146	72	67	25	1	56	86	0
2015	Clearwater	0-0	0.00	1	1	0	0	0	3.0	2	0	0	0	0	0	1	0
	Reading	2-1	3.69	29	2	9	9	9	61.0	61	26	25	6	1	17	40	4
2016	Reading	5-3	1.84	38	0	0	0	5	49.0	41	12	10	3	4	12	54	2
	Lehigh Valley	0-1	4.50	11	0	0	0	1	16.0	16	8	8	2	0	3	22	0
2017	Lehigh Valley	1-2	2.60	22	0	0	0	0	27.2	24	8	8	1	2	4	27	1
	PHILADELPHIA	0-0	2.01	37	0	0	0	0	31.1	30	7	7	2	4	16	22	0
2018	Lehigh Valley	0-0	2.39	25	0	0	0	0	26.1	21	7	7	2	2	14	28	3
	Durham	1-0	3.77	15	1	0	0	2	14.1	14	9	6	1	3	3	21	0
	TAMPA BAY	0-0	6.75	4	0	0	0	0	2.2	3	4	2	2	0	2	4	0
	PHILADELPHIA	0-0	7.71	10	0	0	0	0	4.2	6	4	4	1	1	3	4	0
2019	Durham	3-3	3.06	50	0	0	0	12	61.2	47	25	21	7	2	13	89	2
	TAMPA BAY	0-0	7.36	4	0	0	0	0	3.2	4	3	3	0	1	1	3	0
2020	LOS ANGELES-AL	0-0	8.10	19	0	0	0	0	13.1	13	12	12	5	1	6	13	0
Major League Totals		0-0	4.53	74	0	0	0	0	55.2	56	30	28	10	7	28	46	0
Minor League Totals		41-26	3.40	256	67	1	1	20	614.0	573	251	232	64	24	185	530	22

### 2020

- Went 0-0 with an 8.10 ERA in 19 games with Los Angeles-AL...13.1 IP, 13 H, 12 R, 12 ER, 6 BB, 13 K
- Made the Opening Day roster for Los Angeles-AL, the second Major League Opening Day roster in his career
- Missed over a week of action on the injured list from August 26-September 8 with back spasms

### 2019

- Went 0-0 with a 7.36 ERA in 4 games with Tampa Bay...3.2 IP, 4 H, 3 R, 3 ER, 1 BB, 3 K
- Went 3-3 with a 3.06 ERA in 50 games with Triple-A Durham...61.2 IP, 47 H, 25 R, 21 ER, 13 BB, 89 K
- Began the season with Durham and pitched in 47 games before his contract was selected by Tampa Bay on August 20
- Went 12-for-15 in save opportunities with Durham...tied for the International League lead
- Missed the majority of the final month of the season after he was played on the injured list on September 11 with a cervical nerve injury

Hoby Milner Continued on page 79

## Hoby Milner Continued

### 2018

- Went 0-0 with a 7.36 ERA in 14 games with Philadelphia (10) and Tampa Bay (4)...7.1 IP, 9 H, 8 R, 6 ER, 5 BB, 8 K
- Went 1-0 with a 2.88 ERA in 40 games with Triple-A Lehigh Valley (25) and Triple-A Durham (15)...40.2 IP, 35 H, 16 R, 13 ER, 17 BB, 49 K
- Made Philadelphia's Opening Day roster – the first in his Major League career
- Pitched for both Philadelphia and Lehigh Valley before he was designated for assignment on July 10
- Traded from Philadelphia to Tampa Bay for cash considerations on July 15
- Pitched for both Tampa Bay and Durham before he was designated for assignment on November 20 and outrighted on November 26

### 2017

- Went 0-0 with a 2.01 ERA in 37 games with Philadelphia...31.1 IP, 30 H, 7 R, 7 ER, 16 BB, 22 K
- Went 1-2 with a 2.60 ERA in 22 games with Triple-A Lehigh Valley...27.2 IP, 24 H, 8 R, 8 ER, 4 BB, 27 K
- Did not allow his first run with Lehigh Valley until June 1...started the season with 15 consecutive scoreless outings, covering 19.1 innings
- Made 21 consecutive scoreless appearances with Philadelphia from July 29-September 17, covering 16.2 innings

### 2016

- Went 5-4 with a 2.49 ERA in 49 games with Triple-A Lehigh Valley (11) and Double-A Reading (38)...65.0 IP, 57 R, 20 R, 18 ER, 15 BB, 76 K
- Named an Eastern League Mid-Season All-Star
- Allowed only 1 run in his first 16 appearances to start the season
- Went 3-0 with a 0.00 ERA in 13 appearances in the month of May

### 2015

- Went 2-1 with a 3.52 ERA in 30 games (3 starts) with Double-A Reading (29) and Advanced-A Clearwater (1)...64.0 IP, 63 H, 26 R, 25 ER, 17 BB, 41 K
- 2015 marked the first year in his career as a reliever

### 2014

- Went 10-6 with a 4.21 ERA in 25 games (25 starts) with Double-A Reading...143.1 IP, 146 H, 72 R, 67 ER, 56 BB, 86 K
- Named an Eastern League Mid-Season All-Star
- Tossed a complete-game, 3-hit shutout on August 17 v. Binghamton...9.0 IP, 3 H, 0 R, 0 BB, 5 K

### 2013

- Went 12-7 with a 3.83 ERA in 26 games (25 starts) with Advanced-A Clearwater...143.1 IP, 147 H, 62 R, 61 ER, 39 BB, 108 K
- Named Florida State League Player of the Week for June 10-16...1-0, 0.00 ERA, 7.2 IP, 1 H, 0 R, 1 BB, 7 K

### 2012

- Went 7-3 with a 2.50 ERA in 14 games (13 starts) with Single-A Lakewood (12) and Short-Season Williamsport (2)...68.1 IP, 54 H, 22 R, 19 ER, 24 BB, 54 K
- Named South Atlantic League Player of the Week for July 30-August 5...1-0, 0.00 ERA, 7.0 IP, 3 H, 0 R, 0 BB, 7 K

## **SINGLE-GAME CAREER BESTS**

Innings: 9.0 – 8/17/14 w/ Reading v. Binghamton  
Strikeouts: 8 (2x), Last – 5/2/13 w/ Clearwater at Tampa  
10+ K Games: None  
Walks: 6 – 5/28/14 w/ Reading v. Trenton  
Shutouts: 1 – 8/17/14 w/ Reading v. Binghamton  
Complete Games: 1 – 8/17/14 w/ Reading v. Binghamton  
Hits: 12 – 7/31/14 w Reading v. New Hampshire  
Runs: 8 (2x), Last – 6/18/13 w/ Clearwater v. Daytona  
HR: 4 – 5/2/14 w/ Reading v. Harrisburg  
Winning Streak: 6 Games – 4/20 – 6/12/13 w/ Clearwater  
Losing Streak: 3 Games – 6/26 – 7/29/16 w/ Reading



# ANGEL PERDOMO • LHP



**BATS:** Left    **THROWS:** Left    **HEIGHT:** 6-8    **WEIGHT:** 258  
**BORN:** May 7, 1994 in San Cristobal, DR  
**RESIDES:** San Cristobal, DR  
**OPENING DAY AGE:** 26    **MLB SERVICE:** 0.028  
**ACQUIRED:** Signed as a free agent by Milwaukee on November 12, 2018

## PERSONAL

- Angel David Perdomo
- 10th professional season; 3rd with Milwaukee
- Originally signed as a non-drafted free agent by Toronto on November 28, 2011
- Signed by Blue Jays scouts Ismael Cruz, Marino Tejada and Jose Rosario

## DID YOU KNOW?

- Last name is pronounced "AHN-hell"
- Enters the 2021 season as the 30th-best prospect in the organization according to Baseball America

## CAREER STATISTICS

YEAR	CLUB	W-L	ERA	G	GS	CG	SH	SV	IP	H	R	ER	HR	HB	BB	SO	WP
2012	DSL Blue Jays	0-0	5.40	7	0	0	0	0	11.2	2	7	7	0	4	13	13	6
2013	DSL Blue Jays	0-1	3.04	12	2	0	0	2	26.2	16	12	9	1	6	18	43	8
2014	GCL Blue Jays	3-2	2.54	13	3	0	0	1	46.0	36	13	13	1	2	21	57	5
2015	GCL Blue Jays	4-1	2.63	9	9	0	0	0	48.0	42	20	14	3	2	14	36	2
	Vancouver	2-0	2.53	5	3	0	0	0	21.1	10	6	6	1	1	16	31	1
2016	Lansing	5-7	3.19	27	25	0	0	1	127.0	101	57	45	4	8	54	156	9
2017	Dunedin	5-6	3.70	16	16	0	0	0	75.1	74	38	31	7	2	43	65	2
2018	Dunedin	1-5	3.63	26	12	0	0	1	79.1	68	38	32	5	8	35	100	10
2019	Biloxi	2-0	1.17	7	0	0	0	0	15.1	6	2	2	0	4	8	21	3
	San Antonio	3-2	5.17	40	0	0	0	1	54.0	47	33	31	8	3	38	86	5
2020	MILWAUKEE	0-0	20.25	3	0	0	0	0	2.2	3	7	6	0	1	7	5	0
Major League Totals		0-0	20.25	3	0	0	0	0	2.2	3	7	6	0	1	7	5	0
Minor League Totals		25-24	3.39	162	70	0	0	6	504.2	402	226	190	30	40	260	608	51

### 2020

- Went 0-0 with a 20.25 ERA in 3 games with Milwaukee...2.2 IP, 3 H, 7 R, 6 ER, 7 BB, 5 K
- Began the season on Milwaukee's injured list (non-injury related)
- Was recalled from Milwaukee's Alternate Training Site on August 13
- Made his Major League debut on August 18 at Minnesota...1.0 IP, 1 H, 1 R, 1 ER, 2 BB, 1 K

### 2019

- Went 5-2 with a 4.28 ERA in 47 games with Triple-A San Antonio (40) and Double-A Biloxi (7)...69.1 IP, 53 H, 35 R, 33 ER, 46 BB, 107 K
- Began the season with Biloxi and pitched in 7 games prior to being promoted to San Antonio on April 30
- Limited hitters to a .213 batting average
- Averaged 13.89 strikeouts per nine innings
- Was added to the Brewers 40-man roster on November 2

### 2018

- Went 1-5 with a 3.63 ERA in 26 games (12 starts) with Advanced-A Dunedin...79.1 IP, 68 H, 38 R, 32 ER, 35 BB, 100 K
- Named a Florida State League Mid-Season All-Star
- Limited hitters to a .233 batting average
- Averaged 11.34 strikeouts per nine innings

### 2017

- Went 5-6 with a 3.70 ERA in 16 games (16 starts) with Advanced-A Dunedin...75.1 IP, 74 H, 38 R, 31 ER, 43 BB, 65 K
- Logged 4 quality starts including 2 starts of 6 innings and 0 runs allowed

### 2016

- Went 5-7 with a 3.19 ERA in 27 games (25 starts) with Single-A Lansing...127.0 IP, 101 H, 57 R, 45 ER, 54 BB, 156 K
- Named a MiLB.com Organization All-Star (TOR)

Angel Perdomo Continued on page 81

## Angel Perdomo Continued

- Named a Midwest League Mid-Season and Post-Season All-Star
- Played in the Futures Game at Petco Park in San Diego
- Led the Florida State League in strikeouts
- Logged 7 quality starts
- Limited hitters to a .219 batting average

### 2015

- Went 6-1 with a 2.60 ERA in 14 games (12 starts) with Short-Season Vancouver and Rookie-Level Bluefield...69.1 IP, 52 H, 26 R, 20 ER, 30 BB, 67 K
- Logged 3 quality starts

### 2014

- Went 3-2 with a 2.54 ERA in 13 games (3 starts) with the GCL Blue Jays...46.0 IP, 36 H, 13 R, 13 ER, 21 BB, 57 K

## SINGLE-GAME CAREER BESTS

Innings: 7.0 – 5/29/16 w/ Lansing at South Bend

Strikeouts: 12 – 6/27/16 w/ Lansing at Great Lakes

10+ K Games: 3, Last – 6/27/18 w/ Dunedin at Florida (10)

Walks: 5 (3x), Last – 5/21/17 w/ Dunedin at St. Lucie

Shutouts: None

Complete Games: None

Hits: 10 – 8/9/15 w/ Bluefield at Elizabethton

Runs: 7 – 7/6/17 w/ Dunedin at Lakeland

HR: 4 – 4/9/17 w/ Dunedin v. Clearwater

Winning Streak: 3 Games (2x), Last – 7/12 – 8/5/19 w/ San Antonio

Losing Streak: 3 Games (3x), Last – 4/29 – 6/3/18 w/ Dunedin

PERDOMO



Photo provided by the Milwaukee Brewers

# DUSTIN PETERSON • INF/OF



**BATS:** Right **THROWS:** Right **HEIGHT:** 6-2 **WEIGHT:** 220  
**BORN:** September 10, 1994 in Phoenix, AZ  
**RESIDES:** Gilbert, AZ  
**OPENING DAY AGE:** 26 **MLB SERVICE:** 0.035  
**ACQUIRED:** Signed as a free agent by Milwaukee on December 16, 2020

## PERSONAL

- Dustin Allen Peterson
- 9th professional season; 1st with Milwaukee
- Originally drafted by San Diego in the 2nd round of the 2013 First-Year Player Draft
- Signed by San Diego scout Dave Lottsfeldt

## DID YOU KNOW?

- His brother, D.J., was selected as the 12th overall pick by Seattle in the 2013 MLB First-Year Player Draft...he played in the Seattle, Cincinnati and Chicago-AL organizations

## HIGH SCHOOL/COLLEGE

- Graduated from Gilbert (AZ) High School
- Named First-Team All-State by AZ Central Sports as a senior...along with Cody Bellinger and Alex Verdugo
- Was committed to Arizona State University prior to signing with San Diego

## CAREER STATISTICS

YEAR	CLUB	AVG	G	AB	R	H	2B	3B	HR	RBI	BB	SO	SB	CS	OBP	SLG
2013	AZL Padres	.293	38	157	20	46	8	0	18	9	33	3	0		.337	.344
2014	Fort Wayne	.233	126	527	64	123	31	3	10	79	25	137	1	3	.274	.361
2015	Carolina	.251	118	446	58	112	15	2	8	62	44	91	6	3	.317	.348
2016	Mississippi	.282	132	524	65	148	38	2	12	88	45	100	4	1	.343	.431
2017	Gwinnett	.248	87	314	35	78	17	1	1	30	27	78	1	2	.318	.318
2018	Gwinnett	.268	107	406	46	109	23	0	11	555	30	96	3	0	.324	.406
2019	ATLANTA	.000	2	2	0	0	0	0	0	0	0	1	0	0	.000	.000
	Toledo	.286	79	301	31	86	13	0	11	49	14	78	1	1	.317	.439
	DETROIT	.227	17	44	3	10	4	0	0	6	2	14	1	0	.277	.318
Major League Totals		.217	19	46	3	10	4	0	0	6	2	15	1	0	.265	.304
Minor League Totals		.262	687	2675	319	702	145	8	53	381	194	613	19	10	.316	.382

## 2020

- Did not play affiliated baseball in 2020 due to the pandemic
- Played in 28 games with the Sugar Land Lightning Sloths of the Constellation Energy League (Indy)

## 2019

- Played in 17 games with Detroit and hit .227 (10-for-44) with 3 runs, 4 doubles, 6 RBI, 2 walks and 14 strikeouts
- Played in 79 games with Triple-A Toledo and hit .286 (86-for-301) with 31 runs, 13 doubles, 11 home runs, 49 RBI, 14 walks and 78 strikeouts
- Made his first Major League Opening Day roster
- Collected his first Major League hit on April 2 at New York-AL...an RBI double off Aroldis Chapman
- Had 27 multi-hit games and 14 multi-RBI games
- Recorded a career-high 5 hits on May 2 v. Columbus
- Sent outright to Triple-A Toledo on October 23

## 2018

- Played in 2 games with Atlanta and went 0-for-2 with 1 strikeout
- Played in 107 games with Triple-A Gwinnett and hit .268 (109-for-406) with 46 runs, 23 doubles, 11 home runs, 55 RBI, 30 walks and 96 strikeouts
- Named a MiLB.com Organization All-Star (Atlanta)
- Named International League Player of the Week for April 23-29 when he hit .346 (9-for-26) with 4 runs, 3 doubles, 2 home runs and 9 RBI
- Made his Major League debut on May 28 vs. New York-NL
- Spent three weeks on the injured list from May 3-24 with a left wrist sprain and another week from July 28-August 4 with a right thumb contusion
- Had 30 multi-hit games and 12 multi-RBI games

Dustin Peterson Continued on page 83

## Dustin Peterson Continued

- Hit safely in 23 of 25 games from July 13-August 15 and hit .333 (34-for-102) with 14 runs, 8 doubles, 2 home runs and 14 RBI...had two separate 11-game hitting streaks
- Designated for assignment by Atlanta on September 2 and claimed off waivers by the Tigers on September 6

### 2017

- Played in 87 games with Triple-A Gwinnett and hit .248 (78-for-314) with 35 runs, 17 doubles, 1 triple, 1 home run, 30 RBI, 27 walks and 78 strikeouts
- Spent nearly two months on the injured list from April 6-May 19 with a left wrist hamate bone fracture and a week from August 21-28 with a concussion
- Had 20 multi-hit games and 6 multi-RBI games
- Had an 11-game hitting streak from July 1-16 when he hit .432 (19-for-44) with 10 runs, 2 doubles, 1 home run and 2 RBI

### 2016

- Played in 132 games with Double-A Mississippi and hit .282 (148-for-524) with 65 runs, 38 doubles, 2 triples, 12 home runs, 88 RBI, 45 walks and 100 strikeouts
- Named Atlanta Braves Minor League Player of the Year
- Named a MiLB.com Organization All-Star (Atlanta)
- Named a Southern League Mid-Season and Post-Season All-Star
- Named Southern League Player of the Week for June 13-19 when he hit .429 (12-for-28) with 6 runs, 2 doubles, 1 home run and 9 RBI...and July 18-24 when he hit .565 (13-for-23) with 5 runs, 5 doubles, 1 triple and 9 RBI
- Finished among Southern League leaders in doubles (1st), extra-base hits (2nd, 52), total bases (2nd, 226), hits (3rd), RBI (3rd), slugging percentage (4th, .431) and batting average (8th, .282)
- Had 43 multi-hit games and 19 multi-RBI games
- Recorded a career-best 15-game hitting streak from July 8-24 when he hit .413 (26-for-63) with 11 runs, 8 doubles, 1 triple, 1 home run and 14 RBI

### 2015

- Played in 118 games with Advanced-A Carolina and hit .251 (112-for-446) with 58 runs, 15 doubles, 2 triples, 8 home runs, 62 RBI, 44 walks and 91 strikeouts
- Named a Carolina League Mid-Season All-Star
- Spent nearly three weeks on the injured list from May 13-June 2 with a neck strain
- Had 29 multi-hit games and 17 multi-RBI games

### 2014

- Played in 126 games with Single-A Fort Wayne and hit .233 (123-for-527) with 64 runs, 31 doubles, 3 triples, 10 home runs, 79 RBI, 25 walks and 137 strikeouts
- Had 34 multi-hit games and 16 multi-RBI games
- Acquired by Atlanta in a trade along Max Fried, Jace Peterson and Mallex Smith from San Diego for Justin Upton and Aaron Northcraft on December 19

### 2013

- Played in 38 games with the AZL Padres and hit .293 (46-for-157) with 20 runs, 8 doubles, 18 RBI, 9 walks and 33 strikeouts
- Had 13 multi-hit games and 5 multi-RBI games

## SINGLE-GAME CAREER BESTS

Hits: 5 – 5/2/19 w/ Toledo v. Columbus  
RBI: 5 (2x), Last – 6/3/19 w/ Toledo at Columbus  
Runs: 4 – 5/23/14 w/ Fort Wayne v. Lansing  
HR: 2 – 8/14/16 w/ Mississippi at Jacksonville  
GS: 1 (4x), Last – 6/3/19 w/ Toledo at Columbus  
K: 3 (33x), Last – 7/4/19 w/ Toledo at Indianapolis  
BB: 3 (2x), Last – 6/15/17 w/ Gwinnett at Toledo  
SB: 1 (19x), Last – 7/25/19 w/ Toledo at Lehigh Valley  
Hit Streak: 15 Games – 7/8/16 – 7/24/16 w/ Mississippi

# JACE PETERSON • INF/OF



**BATS:** Left    **THROWS:** Right    **HEIGHT:** 6-1    **WEIGHT:** 218  
**BORN:** May 9, 1990 in Lake Charles, LA  
**RESIDES:** Lake Charles, LA  
**OPENING DAY AGE:** 30    **MLB SERVICE:** 4.149  
**ACQUIRED:** Signed as a free agent by Milwaukee on January 13, 2021

## PERSONAL

- Jace Ryan Peterson
- 11th professional season; 2nd with Milwaukee
- Drafted by San Diego in the supplemental 1st round (58th overall) of the 2010 First-Year Player Draft
- Signed by San Diego scout Kevin Ellis

## DID YOU KNOW?

- Has appeared at every position in the Major League with the exception of catcher
- Also played defensive back at McNeese State

## HIGH SCHOOL/COLLEGE

- Graduated from Hamilton Christian (LA) High School
- Was a three-sport standout and earned All-State honors in baseball, football and basketball...also ran track
- Was named prep baseball MVP for Southwest Louisiana and twice named top prep defensive football player for Southwest Louisiana
- Attended McNeese State University from 2009-11
- Still holds the McNeese State University school record for career stolen bases with 78
- Was named First Team All-Southland Conference in 2010 and 2011

## CAREER STATISTICS

YEAR	CLUB	AVG	G	AB	R	H	2B	3B	HR	RBI	BB	SO	SB	CS	OBP	SLG
2011	Eugene	.243	73	276	48	67	9	5	2	27	50	53	39	10	.360	.333
2012	Fort Wayne	.286	117	444	78	127	23	9	2	48	62	63	51	13	.378	.392
2013	Lake Elsinore	.303	113	423	78	128	17	13	7	66	54	58	42	10	.382	.454
2014	San Antonio	.311	18	74	10	23	3	0	1	7	9	9	4	3	.386	.392
	El Paso	.306	68	248	44	76	21	6	2	39	42	50	12	6	.406	.464
	SAN DIEGO	.113	27	53	3	6	0	0	0	2	18	2	0	0	.161	.113
2015	ATLANTA	.239	152	528	55	126	23	5	6	52	56	120	12	10	.314	.335
2016	Gwinnett	.186	26	97	8	18	3	2	0	6	11	15	2	2	.275	.258
	ATLANTA	.254	115	350	45	89	16	1	7	29	52	69	5	5	.350	.366
2017	Gwinnett	.258	34	128	20	33	5	1	2	26	25	26	6	1	.374	.359
	ATLANTA	.215	89	186	15	40	9	2	2	17	27	48	3	0	.318	.317
2018	Scranton/WB	.250	1	4	0	1	0	0	0	0	1	0	0	0	.250	.250
	BALTIMORE	.195	93	200	21	39	13	2	3	28	30	55	13	2	.308	.325
	NEW YORK-AL	.300	3	10	0	3	0	0	0	0	1	3	0	1	.364	.300
2019	Norfolk	.313	90	326	58	102	25	5	10	46	46	56	13	3	.398	.512
	BALTIMORE	.220	29	100	14	22	3	1	2	11	6	24	4	1	.269	.330
2020	MILWAUKEE	.200	26	45	6	9	1	0	2	5	15	20	1	0	.393	.356
Major League Totals		.227	534	1472	159	334	65	11	22	142	189	357	40	19	.317	.331
Minor League Totals		.285	540	2020	344	575	106	41	26	265	299	331	169	48	.378	.416

### 2020

- Played in 26 games with Milwaukee and hit .200 (9-for-45) with 6 runs, 1 double, 2 home runs, 5 RBI, 15 walks and 20 strikeouts
- Contract was selected by Milwaukee on August 22 and remained with the team for the remainder of the season

### 2019

- Played in 29 games with Baltimore and hit .220 (22-for-100) with 14 runs, 3 doubles, 1 triple, 2 home runs, 11 RBI, 6 walks and 24 strikeouts
- Played in 90 games with Triple-A Norfolk and hit .313 (102-for-326) with 58 runs, 25 doubles, 5 triples, 10 home runs, 46 RBI, 46 walks and 56 strikeouts
- Began the season with Norfolk and remained with the team until July 16 when he was released...was re-signed by Baltimore to a minor league contract on July 19 and had his contract selected on July 25
- Named International League Player of the Week for July 8-14 when he hit .588 (10-for-17) with 5 runs, 3 doubles, 3 home runs and 6 RBI
- Had 34 multi-hit games and 15 multi-RBI games

Jace Peterson Continued on page 85

**Jace Peterson Continued**

- Had a 12-game hitting streak from July 3-23 and hit .548 (23-for-42) with 10 runs, 5 doubles, 4 home runs and 8 RBI
- Notched his only two-homer game of his career on July 13 at Durham
- Combined to hit .332 (65-for-196) with 36 runs, 16 doubles, 3 triples, 4 home runs and 26 RBI in 53 games in the months of May and June with Norfolk
- Stole 13 bases with Norfolk and added 4 with Baltimore

**2018**

- Played in 96 games with New York-AL and Baltimore and hit .200 (42-for-210) with 21 runs, 13 doubles, 2 triples, 3 home runs, 28 RBI, 31 walks and 58 strikeouts
- Played in 1 game with Triple-A Scranton/Wilkes-Barre and hit .250 (1-for-4) with a strikeout
- Began the season with Scranton/Wilkes-Barre and played in 1 game before his contract was selected by New York...played in 2 games before he was designated for assignment...was re-signed by New York on April 16 and DFA'd again on April 22...claimed off waivers by Baltimore on April 24 and stayed with the Orioles the remainder of the year
- Had 6 multi-hit games and 6 multi-RBI games
- Stole 13 bases with Baltimore

**2017**

- Played in 89 games with Atlanta and hit .215 (40-for-186) with 15 runs, 9 doubles, 2 triples, 2 home runs, 17 RBI, 27 walks and 48 strikeouts
- Played in 34 games with Triple-A Gwinnett and hit .258 (33-for-128) with 20 runs, 5 doubles, 1 triple, 2 home runs, 26 RBI, 25 walks and 26 strikeouts
- Had 17 multi-hit games and 10 multi-RBI games
- Began the season on Atlanta's Opening Day roster and was optioned/recalled several times throughout the season

**2016**

- Played in 115 games with Atlanta and hit .254 (89-for-350) with 45 runs, 16 doubles, 1 triple, 7 home runs, 29 RBI, 52 walks and 69 strikeouts
- Played in 26 games with Triple-A Gwinnett and hit .186 (18-for-97) with 8 runs, 3 doubles, 2 triples, 6 RBI, 11 walks and 15 strikeouts
- Began the season on Atlanta's Opening Day roster and was optioned to Gwinnett on May 2...played in 26 games before returning to Atlanta for the remainder of the season
- Had 24 multi-hit games and 8 multi-RBI games
- Had a 13-game hitting streak from June 19-July 2 and hit .358 (19-for-53) with 6 runs, 4 doubles, 3 home runs and 7 RBI

**2015**

- Played in 152 games with Atlanta and hit .239 (126-for-528) with 55 runs, 23 doubles, 5 triples, 6 home runs, 52 RBI, 56 walks and 120 strikeouts
- Was on Atlanta's Opening Day roster, the first MLB Opening Day roster in his career
- Had 31 multi-hit games and 11 multi-RBI games
- His first Major League home run was the only grand slam of his career on May 16 at Miami off Mat Latos

**2014**

- Played in 27 games with San Diego and hit .113 (6-for-53) with 3 runs, 2 walks and 18 strikeouts
- Played in 86 games with Double-A San Antonio and Triple-A El Paso and hit .307 (99-for-322) with 54 runs, 24 doubles, 6 triples, 3 home runs, 46 RBI, 51 walks and 59 strikeouts
- Made his Major League debut on April 25 at Washington and went 1-for-2 with his first big league hit off Stephen Strasburg in the 7th inning
- Had 30 multi-hit games and 10 multi-RBI games
- Had a 12-game hitting streak from August 21-September 1 and hit .469 (23-for-49) with 9 runs, 3 doubles, 1 triple and 10 RBI with El Paso

**2013**

- Played in 113 games with Advanced-A Lake Elsinore and hit .303 (128-for-423) with 78 runs, 17 doubles, 13 triples, 7 home runs, 66 RBI, 54 walks and 58 strikeouts
- Named a MiLB.com Organization All-Star (San Diego)
- Named MiLB.com Player of the Month for June when he hit .389 (37-for-95) with 25 runs, 4 doubles, 4 triples, 4 home runs, 19 RBI and 12 stolen bases
- Named Team MVP and finished among California League leaders in triples (T3rd, 13), stolen bases (4th, 42), batting average (5th, .303) and OBP (6th, .382)
- Had a career-best 14-game hitting streak from June 10-June 27 and hit .434 (23-for-53) with 15 runs, 3 doubles, 4 triples, 3 home runs and 13 RBI
- Had an 11-game hitting streak from July 13-24 and hit .435 (20-for-46) with 13 runs, 1 double, 3 triples and 10 RBI

Jace Peterson Continued on page 86



## Jace Peterson Continued

### 2012

- Played in 117 games with Single-A Fort Wayne and hit .286 (127-for-444) with 78 runs, 23 doubles, 9 triples, 2 home runs, 48 RBI, 62 walks and 63 strikeouts
- Named a Mid-Season Midwest League All-Star
- Named a MiLB.com Organization All-Star (San Diego)
- Finished among Midwest League leaders in stolen bases (2nd, 51), triples (T5th, 9), OBP (7th, .378) and walks (17th, 62)

### 2011

- Played in 73 games with Short-Season Eugene and hit .243 (67-for-276) with 48 runs, 9 doubles, 5 triples, 2 home runs, 27 RBI, 50 walks and 53 strikeouts
- Finished among Northwest League leaders in games (1st, 73), at-bats (1st, 276), walks (1st, 50), stolen bases (2nd, 39) and runs (3rd, 48)

### SINGLE-GAME CAREER BESTS

Hits: 5 – 5/8/12 w/ Fort Wayne at Dayton  
RBI: 5 – 7/22/13 w/ Lake Elsinore at Inland Empire  
Runs: 4 – 5/4/19 w/ Norfolk v. Charlotte  
HR: 2 – 7/13/19 w/ Norfolk at Durham  
GS: 1 – 5/16/15 w/ Atlanta at Miami  
K: 3 (23x), Last – 7/2/19 w/ Norfolk v. Gwinnett  
BB: 5 – 5/15/14 w/ El Paso v. Las Vegas  
SB: 3 – 7/29/11 w/ Eugene at Spokane  
Hit Streak: 14 Games – 6/10 – 6/27/13 w/ Lake Elsinore

PETERSON, J.



Photo provided by the Milwaukee Brewers

# DREW RASMUSSEN • RHP



**BATS:** Right **THROWS:** Right **HEIGHT:** 6-2 **WEIGHT:** 230  
**BORN:** July 27, 1995 in Puyallup, WA  
**RESIDES:** Phoenix, AZ  
**OPENING DAY AGE:** 25 **MLB SERVICE:** 0.128  
**ACQUIRED:** Drafted by Milwaukee in the 6th round of the 2018 First-Year Player Draft

## PERSONAL

- Drew Thomas Rasmussen
- 3rd professional season; all with Milwaukee
- Originally drafted by Arizona in the 39th round of the 2014 MLB Draft but did not sign
- Drafted by Tampa Bay in the Competitive Balance Round A (31st overall) of the 2017 MLB Draft but did not sign
- Signed by Brewers scout Shawn Whalen

## DID YOU KNOW?

- Threw the first perfect game in Oregon State history on March 21, 2015 against Washington State
- Enters the 2021 season as the 14th-best prospect in the organization according to *Baseball America*

## HIGH SCHOOL/COLLEGE

- Graduated from Mount Spokane (WA) High School
- Named First-Team All-State and First-Team All-League honors after he went 11-1 with a 0.57 ERA as a senior
- Named First-Team All-State and First-Team All-League honors after he went 7-1 with a 1.28 ERA as a junior
- Attended Oregon State University from 2015-17
- Went 14-5 with a 2.65 ERA in 33 appearances in his college career
- Named Collegiate Baseball, Baseball America, D1Baseball.com and NCBWA Freshman All-American
- Named All-Pac 12 First Team as a freshman
- Named Pac-12 All-Academic as a junior and sophomore

## CAREER STATISTICS

YEAR CLUB	W-L	ERA	G	GS	CG	SH	SV	IP	H	R	ER	HR	HB	BB	SO	WP
2019 Wisconsin	0-0	0.00	1	1	0	0	0	2.0	1	0	0	0	0	0	3	0
Carolina	0-0	1.59	4	4	0	0	0	11.1	7	2	2	0	0	2	16	0
Biloxi	1-3	3.54	22	18	0	0	0	61.0	49	26	24	4	2	29	77	3
2020 MILWAUKEE	1-0	5.87	12	0	0	0	0	15.1	17	10	10	3	0	9	21	0
Major League Totals	1-0	5.87	12	0	0	0	0	15.1	17	10	10	3	0	9	21	0
Minor League Totals	1-3	3.15	27	23	0	0	0	74.1	57	28	26	4	2	31	96	3

### 2020

- Went 1-0 with a 5.87 ERA in 12 games with Milwaukee...15.1 IP, 17 H, 10 R, 10 ER, 9 BB, 21 K
- Began the season at Milwaukee's Alternate Training Site and had his contract selected on August 13
- Made his Major League debut on August 19 at Minnesota...ND, 2.0 IP, 2 H, 0 R, 0 BB, 3 K
- Began the season with Wisconsin and made only 1 appearance before being promoted to Carolina on April 16...made 4 appearances with Carolina before being promoted to Biloxi on May 8
- His professional debut came at Miller Park on April 12 with Wisconsin
- Entered the 2020 season as the 10th-best prospect in the organization according to *Baseball America*

### 2019

- Went 1-3 with a 3.15 ERA in 27 games (23 starts) with Double-A Biloxi (22), Advanced-A Carolina (4) and Single-A Wisconsin (1)...74.1 IP, 57 H, 28 R, 26 ER, 31 BB, 96 K
- Began the season with Wisconsin and made only 1 appearance before being promoted to Carolina on April 16...made 4 appearances with Carolina before being promoted to Biloxi on May 8
- His professional debut came at Miller Park on April 12 with Wisconsin
- Limited hitters to a .216 batting average

### 2018

- Missed the entire 2018 season as he recovered from his second "Tommy John" surgery...underwent the surgery on August 23, 2017, performed by Dr. Keith Meister...his first surgery took place on March 29, 2016, performed by Dr. Luis Vela

## SINGLE-GAME CAREER BESTS

Innings: 7.0 – 5/29/16 w/ Lansing at South Bend  
Strikeouts: 12 – 6/27/16 w/ Lansing at Great Lakes  
10+ K Games: 3, Last – 6/27/18 w/ Dunedin at Florida (10)  
Walks: 5 (3x), Last – 5/21/17 w/ Dunedin at St. Lucie  
Shutouts: None  
Complete Games: None  
Hits: 10 – 8/9/15 w/ Bluefield at Elizabethton  
Runs: 7 – 7/6/17 w/ Dunedin at Lakeland  
HR: 4 – 4/9/17 w/ Dunedin v. Clearwater  
Winning Streak: 3 Games (2x), Last – 7/12 – 8/5/19 w/ San Antonio  
Losing Streak: 3 Games (3x), Last – 4/29 – 6/3/18 w/ Dunedin

**HIT·CITY**

# COREY RAY • OF



**BATS:** Left    **THROWS:** Left    **HEIGHT:** 5-10    **WEIGHT:** 193  
**BORN:** September 22, 1994 in Chicago, IL  
**RESIDES:** Surprise, AZ  
**OPENING DAY AGE:** 26    **MLB SERVICE:** 0.000  
**ACQUIRED:** Drafted by Milwaukee in the 1st round (5th overall) of the 2016 First-Year Player Draft

## PERSONAL

- Corey Donte Ray
- 5th professional season; all with Milwaukee
- Signed by Brewers scout Jeff Simpson

## DID YOU KNOW?

- Played for the USA Baseball Collegiate National Team in the summer of 2015
- Participated in the Jackie Robinson West Little League and Chicago White Sox Amateur City Elite program
- His cousin, Anthony Ray, was an outfielder in the Cardinals organization from 2013-16
- Hosts the CRay Baseball Camp each January for local Chicago children
- Enters the 2021 season as the 29th-best prospect in the organization according to *Baseball America* and the 24th-best according to MLB Pipeline

## HIGH SCHOOL/COLLEGE

- Graduated from Simeon Career (IL) Academy
- Named Chicago's Most Outstanding Athlete in 2013 and was named All-State
- Played in the Under Armour All-American Game at Wrigley Field
- Attended the University of Louisville from 2014-16
- Named All-ACC first team selection as a sophomore and junior
- Earned several All-American honors as a sophomore and junior
- Was a finalist for the 2016 Golden Spikes Award which is given to the top amateur baseball player in the United States

## CAREER STATISTICS

YEAR	CLUB	AVG	G	AB	R	H	2B	3B	HR	RBI	BB	SO	SB	CS	OBP	SLG
2016	Wisconsin	.083	3	12	2	1	0	0	0	3	4	1	3		.313	.083
	Brevard County	.247	57	231	24	57	13	2	5	17	20	54	9	5	.307	.385
2017	Carolina	.238	112	449	56	107	29	4	7	48	48	156	24	10	.311	.367
2018	Biloxi	.239	135	532	86	127	32	7	27	74	60	176	37	7	.323	.477
2019	AZL Brewers	.533	5	15	5	8	3	0	1	4	1	3	0	0	.563	.933
	Biloxi	.250	11	40	5	10	3	0	0	6	14	3	2		.348	.325
	San Antonio	.188	53	207	23	39	8	0	7	21	20	89	3	1	.261	.329
Minor League Totals		.235	376	1486	201	349	88	13	47	164	158	496	77	26	.311	.406

## 2020

- Did not play affiliated baseball in 2020 due to the pandemic
- Spent time at the Milwaukee Brewers Alternate Training Site in Appleton, Wisconsin

## 2019

- Played in 69 games with Triple-A San Antonio, Double-A Biloxi and the AZL Brewers and hit .218 (57-for-262) with 33 runs, 14 doubles, 8 home runs, 25 RBI, 27 walks and 106 strikeouts
- Had 17 multi-hit games and 7 multi-RBI games
- Had multiple stints on San Antonio's injured list (4/17-5/2 and 5/23-7/10) due to right middle finger inflammation
- Entered the 2019 season as the 3rd-best prospect in the organization according to Baseball America

## 2018

- Played in 135 games with Double-A Biloxi and hit .239 (127-for-532) with 86 runs, 32 doubles, 7 triples, 27 home runs, 74 RBI, 60 walks and 176 strikeouts
- Was named the Brewers Minor League Player of the Year and the Southern League Most Valuable Player
- Named a MiLB.com Organization All-Star (Milwaukee)
- Named a Southern League mid-season and post-season All-Star
- Named MiLB.com Southern League Player of the Month for July when he hit .273 (33-for-121) with 25 runs, 8 doubles, 11 home runs, 27 RBI and 13 stolen bases
- Named Southern League Player of the Week for July 16-22 when he hit .478 (11-for-23) with 8 runs, 4 doubles, 3 home runs and 5 RBI
- Finished among Southern League leaders in at-bats (1st), home runs (1st), extra-base hits (1st, 66), total bases (1st, 254), stolen bases (1st, 37), doubles (1st, 32), slugging percentage (2nd, .477), runs (2nd), hits (3rd), RBI (4th) and triples (4th)

Corey Ray Continued on page 89

### Corey Ray Continued

- Became the first player in Southern League history to lead the league in both home runs and stolen bases
- Had 31 multi-hit games and 18 multi-RBI games
- Went 37-for-44 in stolen base attempts
- Entered the 2019 season as the 7th-best prospect in the organization according to Baseball America

### 2017

- Played in 112 games with Advanced-A Carolina and hit .238 (107-for-449) with 56 runs, 29 doubles, 4 triples, 7 home runs, 48 RBI, 48 walks and 156 strikeouts
- Named a Carolina League mid-season All-Star
- Played for Team USA in the 2017 Futures Game during the MLB All-Star break
- Had 29 multi-hit games and 14 multi-RBI games
- Went 24-for-34 in stolen base attempts
- Entered the 2019 season as the 4th-best prospect in the organization according to Baseball America
- Played for the Salt River Rafters in the Arizona Fall League and was named to the AFL Rising Stars team

### 2016

- Played in 60 games with Advanced-A Brevard County and Single-A Wisconsin and hit .239 (58-for-243) with 26 runs, 13 doubles, 2 triples, 5 home runs, 17 RBI, 23 walks and 58 strikeouts
- Had 17 multi-hit games

### **SINGLE-GAME CAREER BESTS**

Hits: 4 (2x), Last – 6/10/18 w/ Biloxi at Jacksonville  
RBI: 5 (2x), Last – 7/9/18 w/ Biloxi v. Jackson  
Runs: 3 (5x), Last – 7/22/18 w/ Biloxi v. Tennessee  
HR: 3 – 7/11/18 w/ Biloxi v. Jackson  
GS: 1 – 7/27/18 w/ Biloxi at Jackson  
K: 5 – 4/6/19 w/ San Antonio at Oklahoma City  
BB: 3 (2x), Last – 7/19/19 w/ Biloxi at Mobile  
SB: 4 – 7/15/18 w/ Biloxi at Jacksonville  
Hit Streak: 9 Games – 7/9 – 7/18/16 with Brevard County

RAY



Photo provided by the Milwaukee Brewers

# PABLO REYES • INF/OF



**BATS:** Right **THROWS:** Right **HEIGHT:** 5-8 **WEIGHT:** 175  
**BORN:** September 5, 1993 in Santo Domingo, DR  
**RESIDES:** Santo Domingo, DR  
**OPENING DAY AGE:** 27 **MLB SERVICE:** 0.127  
**ACQUIRED:** Signed as a free agent by Milwaukee on January 7, 2021

## PERSONAL

- Pablo Israel Reyes
- 9th professional season; 1st with Milwaukee
- Originally signed as a non-drafted free agent by Pittsburgh on April 5, 2012

## DID YOU KNOW?

- Was invited to Milwaukee's Major League spring training as a non-roster player

## CAREER STATISTICS

YEAR	CLUB	AVG	G	AB	R	H	2B	3B	HR	RBI	BB	SO	SB	CS	OBP	SLG
2012	DSL Pirates	.293	42	123	24	36	11	0	1	15	15	7	15	5	.367	.407
	DSL Pirates	.267	17	60	9	16	7	0	0	8	8	5	3	2	.371	.383
2013	DSL Pirates	.304	52	184	27	56	8	3	3	28	23	21	15	4	.376	.429
2014	Bristol	.272	46	180	30	49	9	1	2	16	25	31	5	5	.367	.367
2015	West Virginia	.268	108	388	61	104	24	3	12	60	45	63	27	10	.345	.438
2016	Bradenton	.265	89	306	41	81	20	1	5	45	37	47	13	8	.341	.386
2017	Altoona	.274	115	420	62	115	21	3	10	50	51	70	21	14	.356	.410
2018	Altoona	.244	12	45	3	11	3	0	0	5	4	5	3	0	.306	.311
	Indianapolis	.289	110	356	52	103	20	4	8	36	28	71	13	7	.341	.435
	PITTSBURGH	.293	18	58	9	17	2	0	3	7	5	11	0	1	.349	.483
2019	West Virginia	.300	3	10	1	3	1	0	0	1	1	1	1	0	.417	.400
	Indianapolis	.286	51	175	22	50	15	0	10	30	13	37	5	3	.342	.543
	PITTSBURGH	.203	71	143	18	29	7	2	2	19	13	36	1	1	.274	.322
Major League Totals		.229	89	201	27	46	9	2	5	26	18	47	1	2	.295	.373
Minor League Totals		.278	645	2247	332	624	139	15	51	294	250	358	121	58	.351	.421

## 2020

- Did not play in 2020 due to being suspended by Major League Baseball for 80 games on February 19 after testing positive for Boldenone, a performance-enhancing substance, in violation of the Joint Drug Prevention and Treatment Program

## 2019

- Played in 71 games with Pittsburgh and hit .203 (29-for-143) with 18 runs, 7 doubles, 2 triples, 2 home runs, 19 RBI, 13 walks and 36 strikeouts
- Played in 54 games with Triple-A Indianapolis (51) and Short-Season West Virginia (3) and hit .286 (53-for-185) with 23 runs, 16 doubles, 10 home runs, 31 RBI, 14 walks and 38 strikeouts
- Began the season with Pittsburgh, his first Major League Opening Day roster spot
- Had 20 multi-hit games and 12 multi-RBI games
- Had a 10-game hitting streak from July 12-23 and hit .378 (14-for-37) with 5 runs, 1 double, 4 home runs and 9 RBI

## 2018

- Played in 18 games with Pittsburgh and hit .293 (17-for-58) with 9 runs, 2 doubles, 3 home runs, 7 RBI, 5 walks and 11 strikeouts
- Played in 122 games with Triple-A Indianapolis (110) and Double-A Altoona (12) and hit .284 (114-for-401) with 55 runs, 23 doubles, 4 triples, 8 home runs, 41 RBI, 32 walks and 76 strikeouts
- Began the season with Altoona and played in 12 games prior to being promoted to Indianapolis
- Made his Major League debut on September 2 at Atlanta...collected his first Major League hit on September 4 v. Cincinnati, a single off Cody Reed
- Had 33 multi-hit games and 10 multi-RBI games
- Had a 10-game hitting streak from August 14-23 and hit .316 (12-for-38) with 6 runs, 5 doubles, 1 triple and 2 RBI
- Went 16-for-23 in stolen base attempts

## 2017

- Played in 115 games with Double-A Altoona and hit .274 (115-for-420) with 62 runs, 21 doubles, 3 triples, 10 home runs, 50 RBI, 51 walks and 70 strikeouts
- Named a MiLB.com Organization All-Star (Pittsburgh)

Pablo Reyes Continued on page 91



## Pablo Reyes Continued

- Had 25 multi-hit games and 9 multi-RBI games
- Had a career-best 11-game hitting streak from May 9-23 and hit .386 (17-for-44) with 7 runs, 3 doubles and 8 RBI
- Went 21-for-35 in stolen base attempts

### 2016

- Played in 89 games with Advanced-A Bradenton and hit .265 (81-for-306) with 41 runs, 20 doubles, 1 triple, 5 home runs, 45 RBI, 37 walks and 47 strikeouts
- Had 21 multi-hit games and 12 multi-RBI games
- Had a 10-game hitting streak from May 22-June 2 and hit .421 (16-for-38) with 6 runs, 6 doubles and 5 RBI
- Went 13-for-21 in stolen base attempts

### 2015

- Played in 108 games with Single-A West Virginia and hit .268 (104-for-388) with 61 runs, 24 doubles, 3 triples, 12 home runs, 60 RBI, 45 walks and 63 strikeouts
- Had 21 multi-hit games and 15 multi-RBI games
- Had an 11-game hitting streak from April 23-May 7 and hit .400 (14-for-41) with 6 runs, 4 doubles, 2 home runs and 6 RBI
- Went 27-for-37 in stolen base attempts

### 2014

- Played in 46 games with Rookie-Level Bristol and hit .272 (49-for-180) with 30 runs, 9 doubles, 1 triple, 2 home runs, 16 RBI, 25 walks and 31 strikeouts
- Had 13 multi-hit games and 3 multi-RBI games

## SINGLE-GAME CAREER BESTS

Hits: 4 (5x), Last – 8/3/18 w/ Indianapolis at Toledo  
RBI: 4 (3x), Last – 7/13/19 w/ Indianapolis at Columbus  
Runs: 4 – 8/3/18 w/ Indianapolis at Toledo  
HR: 2 (2x), Last – 7/13/19 w/ Indianapolis at Columbus  
GS:  
K: 3 (12x), Last – 5/26/19 w/ Indianapolis at Columbus  
BB: 4 – 6/25/14 w/ Bristol v. Johnson City  
SB: 2 (6x), Last – 17  
Hit Streak: 11 Games (2x), Last – 5/9 – 5/23/17 w/ Altoona

## SOUND BYTES - @ HIM NEXT TIME

Right-handed pitcher Tim Dillard entered the 2019 season as one of Nashville's all-time leaders in several pitching categories from his time with the Sounds from 2007-2014, and built on those number to permanently cement himself as one of the all-time greats in franchise history.

Dillard is now the franchise leader in wins (48), games (242), innings pitched (710.0), strikeouts (437), runs allowed (398), home runs allowed (62) and walks allowed (233). He is second all-time in losses (33) and third in starts (69).



# MIGUEL SANCHEZ • RHP



**BATS:** Right **THROWS:** Right **HEIGHT:** 6-3 **WEIGHT:** 190  
**BORN:** December 31, 1993 in Bonao, DR  
**RESIDES:** Bonao, DR  
**OPENING DAY AGE:** 27 **MLB SERVICE:** 0.000  
**ACQUIRED:** Signed as a free agent by Milwaukee on January 26, 2016

## PERSONAL

- Miguel Angel Sánchez
- 5th professional season; all with Milwaukee
- Signed by Brewers scout Julio De La Cruz

## DID YOU KNOW?

- Was invited to Milwaukee's Major League spring training as a non-roster player

## CAREER STATISTICS

YEAR	CLUB	W-L	ERA	G	GS	CG	SH	SV	IP	H	R	ER	HR	HB	BB	SO	WP
2016	GCL Brewers	1-1	3.44	10	0	0	0	1	18.1	19	10	7	0	1	2	20	2
	DSL Brewers	0-0	6.75	2	1	0	0	0	6.2	5	5	5	0	0	5	10	2
	Wisconsin	1-1	2.51	6	0	0	0	1	14.1	12	5	4	0	0	6	17	0
2017	Wisconsin	3-6	4.36	32	1	0	0	2	64.0	57	35	31	7	2	24	69	5
2018	Carolina	1-0	2.53	10	0	0	0	1	21.1	14	6	6	4	0	6	30	2
	Biloxi	1-1	2.63	23	0	0	0	1	41.0	32	13	12	3	1	14	62	3
	Colorado Springs	0-0	0.00	1	0	0	0	0	2.0	1	0	0	0	0	2	3	1
2019	San Antonio	4-5	4.35	40	5	0	0	1	60.0	56	32	29	5	1	23	62	4
Minor League Totals		11-14	3.72	124	7	0	0	7	227.2	196	106	94	19	5	82	273	19

### 2020

- Did not play affiliated baseball in 2020 due to the pandemic

### 2019

- Went 4-5 with a 4.35 ERA in 40 games (5 starts) with Triple-A San Antonio...60.0 IP, 56 H, 32 R, 29 ER, 23 BB, 62 K
- Went 1-0 with a 1.13 ERA in 8 games in May...16.0 IP, 11 H, 3 R, 2 ER, 7 BB, 14 K
- Went 2-1 with a 2.84 ERA in 8 games in July...12.2 IP, 11 H, 4 R, 4 ER, 6 BB, 12 K
- Limited hitters to a .242 batting average
- Following the season he pitched for Este in the Dominican Winter League

### 2018

- Went 2-1 with a 2.52 ERA in 34 games with Triple-A Colorado Springs (1), Double-A Biloxi (23) and Advanced-A Carolina (10)...64.1 IP, 47 H, 19 R, 18 ER, 22 BB, 95 K
- Limited hitters to a .201 batting average
- Pitched for the Peoria Javelinas in the Arizona Fall League

### 2017

- Went 3-6 with a 4.36 ERA in 32 games (1 start) with Single-A Wisconsin...64.0 IP, 57 H, 35 R, 31 ER, 24 BB, 69 K
- Went 0-1 with a 2.45 ERA in 7 games in July...11.0 IP, 5 H, 4 R, 3 ER, 6 BB, 9 K
- Struck out a career-high 7 batters on August 23 v. Peoria


### 2016

- Went 2-2 with a 3.66 ERA in 18 games (1 start) with Single-A Wisconsin (6), the AZL Brewers (10) and the DSL Brewers (2)...39.1 IP, 36 H, 20 R, 16 ER, 13 BB, 47 K
- Played in 2 games with the Dominican Summer League Brewers prior to making his stateside professional debut on June 25 with the AZL Brewers

## SINGLE-GAME CAREER BESTS

Innings: 4.1 – 4/27/16 w/ Carolina at Down East  
Strikeouts: 7 – 8/23/17 w/ Wisconsin v. Peoria  
10+ K Games: None  
Walks: 3 (3x), Last – 4/11/18 w/ Carolina v. Frederick  
Shutouts: None  
Complete Games: None  
Hits: 6 (3x), Last – 7/4/19 w/ San Antonio at New Orleans  
Runs: 6 – 5/28/17 w/ Wisconsin at Clinton  
HR: 3 – 4/14/18 w/ Carolina at Winston-Salem  
Winning Streak: 2 Games (3x), Last – 7/15 – 7/26/19 w/ San Antonio  
Losing Streak: 4 Games – 5/28 – 6/27/17 w/ Wisconsin

# ETHAN SMALL • LHP



**BATS:** Left    **THROWS:** Left    **HEIGHT:** 6-4    **WEIGHT:** 215  
**BORN:** February 14, 1997 in Jackson, TN  
**RESIDES:** Spring Hill, TN  
**OPENING DAY AGE:** 24    **MLB SERVICE:** 0.000  
**ACQUIRED:** Drafted by Milwaukee in the 1st round (28th overall) of the 2019 First-Year Player Draft

## PERSONAL

- Ethan Robert Small
- 2nd professional season; all with Milwaukee
- Originally drafted by Arizona in the 26th round of the 2018 MLB Draft but did not sign
- Signed by Brewers scout Scott Nichols

## DID YOU KNOW?

- Was invited to Milwaukee's Major League spring training as a non-roster player
- Enters the 2021 season as the 4th-best prospect in the organization according to *Baseball America* and the 4th-best according to MLB Pipeline
- Chose to attend Mississippi State over offers from Vanderbilt and Austin Peay

## HIGH SCHOOL/COLLEGE

- Graduated from Lexington (TN) High School
- Named All-American and All-State as a junior and senior
- First-Team Class AA All-State honors were as an infielder as a junior and pitcher as a senior
- Attended Mississippi State University from 2016-19
- Graduated with a bachelor's degree in clinical exercise physiology
- Named National Pitcher of the Year from the College Baseball Foundation and ABCA as a junior
- Became the 7th MSU player to earn unanimous All-American honors
- Named SEC Pitcher of the Year and First-Team All-SEC as a junior
- Was a semifinalist for the Golden Spikes Award and Dick Howser Trophy
- Finished among SEC leaders in starts (1st, 18), strikeouts (2nd, 122) and strikeouts per nine innings (6th, 10.84) as a sophomore
- Named SEC First-Year Academic Honor Roll as a freshman

## CAREER STATISTICS

YEAR	CLUB	W-L	ERA	G	GS	CG	SH	SV	IP	H	R	ER	HR	HB	BB	SO	WP
2019	GCL Brewers	0-0	0.00	2	2	0	0	0	3.0	0	0	0	0	0	0	5	2
	Wisconsin	0-2	1.00	5	5	0	0	0	18.0	11	5	2	0	0	4	31	1
Minor League Totals		0-2	0.86	7	7	0	0	0	21.0	11	5	2	0	0	4	36	1

## 2020

- Spent the season at the Milwaukee Brewers Alternate Training Site in Appleton, Wisconsin
- Entered the 2020 season as the 5th-best prospect in the organization according to Baseball America


## 2019

- Went 0-2 with a 0.86 ERA in 7 games (7 starts) with Single-A Wisconsin and the AZL Brewers...21.0 IP, 11 H, 5 R, 2 ER, 4 BB, 36 K
- Began his professional career with the AZL Brewers and made 2 starts prior to being promoted to Wisconsin on August 1
- Limited hitters to a .151 batting average
- Averaged 15.43 strikeouts per nine innings
- Did not allow a run until his 5th professional appearance on August 9 at Burlington
- In four of his seven outings he did not allow any hits or runs

## SINGLE-GAME CAREER BESTS

Innings: 4.1 – 8/30/19 w/ Wisconsin v. Kane County  
 Strikeouts: 8 (2x), Last – 8/30/19 w/ Wisconsin v. Kane County  
 10+ K Games:  
 Walks: 2 – 8/23/19 w/ Wisconsin v. Burlington  
 Shutouts: None  
 Complete Games:  
 Hits: 5 – 8/16/19 w/ Wisconsin v. Cedar Rapids  
 Runs: 3 – 8/16/19 w/ Wisconsin v. Cedar Rapids  
 HR: None  
 Winning Streak:  
 Losing Streak: 2 Games – 8/16 – 8/30/19 w/ Wisconsin

# CHAD SOBOTKA • RHP



**BATS:** Right **THROWS:** Right **HEIGHT:** 6-7 **WEIGHT:** 225  
**BORN:** July 10, 1993 in Sarasota, FL  
**RESIDES:** Sarasota, FL  
**OPENING DAY AGE:** 27 **MLB SERVICE:** 1.031  
**ACQUIRED:** By Milwaukee, along with Patrick Weigel, in a trade with Atlanta for Orlando Arcia on April 6, 2021

## PERSONAL

- Chad Nicholas Sobotka
- 7th professional season; 1st with Milwaukee
- Drafted by Atlanta in the 4th round of the 2014 MLB Draft
- Signed by Braves scout Billy Best

## DID YOU KNOW?

- Father, David, played college football at Western Michigan University and his brother, Matt, was a member of the Crew team at the University of Wisconsin

## HIGH SCHOOL/COLLEGE

- Graduated from Riverview (FL) High School
- Lettered four years and went 4-2 with a 3.20 ERA as a senior
- Earned team MVP honors as a senior and was the recipient of the school's Varsity Athletic Award in 2009
- Attended the University of South Carolina-Upstate from 2012-14
- Named All-Atlantic Sun Second Team as a sophomore
- Named Louisville Slugger Freshman All-American and NCBWA Freshman All-American
- Was a unanimous choice for the Atlantic Sun All-Freshman Team

## CAREER STATISTICS

YEAR	CLUB	W-L	ERA	G	GS	CG	SH	SV	IP	H	R	ER	HR	HB	BB	SO	WP
2015	Danville	0-0	0.00	1	0	0	0	0	2.0	0	0	0	0	1	0	2	0
	GCL Braves	0-0	0.00	2	0	0	0	0	3.0	1	0	0	0	0	1	2	0
	Rome	1-6	7.31	12	9	0	0	0	32.0	45	32	26	5	4	21	18	6
2016	Rome	1-2	4.26	15	0	0	0	0	19.0	23	11	9	1	0	12	19	1
	Carolina	1-1	2.04	13	0	0	0	3	17.2	12	4	4	0	1	3	24	0
	Mississippi	0-0	0.00	2	0	0	0	0	2.0	0	0	0	0	0	0	2	0
2017	Florida	1-4	6.75	16	0	0	0	2	26.2	32	21	20	3	4	13	29	7
	Mississippi	3-1	5.52	18	0	0	0	0	31.0	29	19	19	1	2	19	23	7
2018	Florida	2-0	2.21	13	1	0	0	2	20.1	9	5	5	0	0	7	28	0
	Mississippi	2-3	1.93	22	0	0	0	6	28.0	16	9	6	1	4	13	37	4
	Gwinnett	0-0	1.93	9	0	0	0	3	9.1	5	2	2	0	0	9	12	3
	ATLANTA	1-0	1.88	14	0	0	0	0	14.1	5	3	3	2	0	9	21	3
2019	Gwinnett	2-1	4.79	17	0	0	0	2	20.2	23	11	11	3	2	4	32	1
	ATLANTA	0-0	6.21	32	0	0	0	0	29.0	28	22	20	6	3	19	38	3
2020	ATLANTA	0-0	12.27	4	0	0	0	0	3.2	6	5	5	0	0	2	2	2
Major League Totals		1-0	5.36	50	0	0	0	0	47.0	39	30	28	8	3	30	61	8
Minor League Totals		13-18	4.34	140	10	0	0	18	211.2	195	114	102	14	18	102	228	29

## 2020

- Went 0-0 with a 12.27 ERA in 4 games with Atlanta...3.2 IP, 6 H, 5 R, 5 ER, 2 BB, 2 K
- Began the season at Atlanta's Alternate Training Site
- Was recalled/optioned to and from the Alternate Training Site several times...made his 2020 debut on August 4 v. Toronto

## 2019

- Went 0-0 with a 6.21 ERA in 32 games with Atlanta...29.0 IP, 28 H, 22 R, 20 ER, 19 BB, 38 K
- Went 2-1 with a 4.79 ERA in 17 games with Triple-A Gwinnett...20.1 IP, 23 H, 11 R, 11 ER, 4 BB, 32 K
- Made his first Major League Opening Day roster of his career
- Missed nearly a month of action on the injured list from April 29-May 23 with a left abdomen strain
- Was recalled/optioned between Atlanta and Gwinnett several times throughout the season

## 2018

- Went 4-3 with a 2.03 ERA in 44 games (1 start) with Triple-A Gwinnett (9), Double-A Mississippi (22) and Advanced-A Florida (13)...57.2 IP, 30 H, 16 R, 13 ER, 29 BB, 77 K
- Named a Florida State League Mid-Season All-Star
- Began the season with Florida and pitched in 13 games prior to being promoted to Mississippi on May 15...pitched in 22 games prior to being promoted to Gwinnett on July 21

Chad Sobotka Continued on page 95

### Chad Sobotka Continued

- Had his contract selected by Atlanta on August 10 and made his Major League debut that night v. Milwaukee...1.0 IP, 0 H, 0 R, 0 BB, 1 K
- Earned his first Major League win on September 8 at Arizona
- From the time of his initial selection to the big league roster to the end of the season, his 1.88 ERA was the third-lowest on the Atlanta staff (min. 10 IP) and his .104 opponents' average was the lowest
- Limited hitters to a .154 batting average and averaged 12.02 strikeouts per nine innings
- Made his first Major League postseason roster and pitched in three games v. Los Angeles-NL in the NLDS
- Went 11-for-17 in save opportunities in the minor leagues

### 2017

- Went 4-5 with a 6.09 ERA in 34 games with Double-A Mississippi (18) and Advanced-A Florida (16)...57.2 IP, 61 H, 40 R, 39 ER, 32 BB, 52 K
- Struck out a career-high 5 batters on July 3 at Bradenton

### 2016

- Went 2-3 with a 3.03 ERA in 30 games with Double-A Mississippi (2), Advanced-A Carolina (13) and Single-A Rome (15)...38.2 IP, 35 H, 15 R, 13 ER, 15 BB, 45 K
- Posted a 0.00 ERA in the month of May (9 IP) and August (5.0 IP)

### 2015

- Went 1-6 with a 6.32 ERA in 15 games (9 starts) with Single-A Rome (12), Rookie-Level Danville (1) and the GCL Braves (2)...37.0 IP, 46 H, 32 R, 26 ER, 22 BB, 22 K
- Started the first eight games of his professional career, all with the Rome Braves

### SINGLE-GAME CAREER BESTS

Innings: 5.0 – 4/21/15 w/ Rome at Savannah

Strikeouts: 5 – 7/3/17 w/ Florida at Bradenton

10+ K Games: None

Walks: 4 (2x), Last – 6/6/16 w/ Rome v. Charleston

Shutouts: None

Complete Games:

Hits: 9 – 4/13/15 w/ Rome v. Savannah


Runs: 6 – 6/10/15 w/ Rome at Asheville

HR: 2 (3x), Last – 4/4/19 w/ Atlanta v. Chicago-NL

Winning Streak: 3 Games – 4/22 – 6/8/17 w/ Mississippi

Losing Streak: 5 Games – 5/22 – 9/7/15 w/ Rome

# DEE STRANGE-GORDON • INF



**BATS:** Left    **THROWS:** Right    **HEIGHT:** 5-11    **WEIGHT:** 166  
**BORN:** April 22, 1988 in Avon Park, FL  
**RESIDES:** Windermere, FL  
**OPENING DAY AGE:** 33    **MLB SERVICE:** 8.154  
**ACQUIRED:** Signed as a free agent by Milwaukee on April 21, 2021

## PERSONAL

- Devaris Strange-Gordon
- 14th professional season; 1st with Milwaukee
- Drafted by Los Angeles-NL in the 4th round of the 2008 First-Year Player Draft
- Signed by Dodgers scout Scott Hennessey

## DID YOU KNOW?

- Was invited to Cincinnati's Major League spring training as a non-roster player and released on March 26
- In 2019 he won the Hutch Award for exemplifying the fighting spirit and competitive desire of former Reds manager Fred Hutchinson...he was chosen for his commitment to supporting kids and families affected by domestic violence through his Flash of Hope program
- In 2017 and 2020 was nominated for the Roberto Clemente Award for his contributions on and off the field
- Son of former Major League pitcher Tim Gordon who had a 21-year big league career from 1988-2009
- His brother, Nick, plays in the Minnesota Twins organization and was drafted 5th overall in 2014

## HIGH SCHOOL/COLLEGE

- Graduated from Avon Park (FL) High School
- Did not start playing baseball until his senior year at Avon High
- Attended Nova Southeastern University in 2007 before transferring to Seminole State College in 2008
- Hit .378 and stole 45 bases with Nova Southeastern...did not play at Seminole State College prior to being drafted

## CAREER STATISTICS

YEAR	CLUB	AVG	G	AB	R	H	2B	3B	HR	RBI	BB	SO	SB	CS	OBP	SLG
2008	Ogden	.331	60	251	45	83	13	3	2	27	16	29	18	5	.371	.430
2009	Great Lakes	.301	131	538	96	162	17	12	3	35	43	90	73	25	.362	.394
2010	Chattanooga	.277	133	555	86	154	17	10	2	39	40	89	53	20	.332	.355
2011	Rancho Cucamonga	.273	3	11	4	3	0	0	0	0	1	1	2	1	.333	.273
	Albuquerque	.333	70	288	51	96	10	6	0	24	18	40	30	4	.373	.410
	LOS ANGELES-NL	.304	56	224	34	68	9	2	0	11	7	27	24	7	.325	.362
2012	Albuquerque	.267	8	30	3	8	0	1	0	1	2	3	2	1	.313	.333
	LOS ANGELES-NL	.228	87	303	38	69	9	2	1	17	20	62	32	10	.280	.281
	Albuquerque	.297	92	374	65	111	17	9	0	33	51	70	49	11	.385	.390
2013	LOS ANGELES-NL	.234	38	94	9	22	1	1	1	6	10	21	10	2	.314	.298
	LOS ANGELES-NL	.289	148	609	92	176	24	12	2	34	31	107	64	19	.326	.378
	Jupiter	.250	1	4	0	1	0	0	0	0	0	1	0	0	.250	.250
2015	MIAMI	.333	145	615	88	205	24	8	4	46	25	91	58	20	.359	.418
	New Orleans	.257	9	35	7	9	1	1	0	2	1	5	3	0	.278	.343
	MIAMI	.268	79	325	47	87	7	6	1	14	18	55	30	7	.305	.335
2017	MIAMI	.308	158	653	114	201	20	9	2	33	25	93	60	16	.341	.375
2018	SEATTLE	.268	141	556	62	149	17	8	4	36	9	80	30	12	.288	.349
2019	Tacoma	.214	3	14	0	3	0	0	0	0	0	2	0	1	.214	.214
	SEATTLE	.275	117	393	36	108	12	6	3	34	18	61	22	5	.304	.359
2020	SEATTLE	.200	33	75	12	15	1	0	0	3	5	13	3	2	.268	.213
Major League Totals		.286	1002	3847	532	1100	124	54	18	234	168	610	333	100	.319	.360
Minor League Totals		.300	510	2100	357	630	75	42	7	161	172	330	230	68	.358	.386

## 2020

- Played in 33 games with Seattle and hit .200 (15-for-75) with 12 runs, 1 double, 3 RBI, 5 walks and 13 strikeouts
- Named the Mariners' Unsung Hero Award
- Had 2 multi-hit games and 1 multi-RBI game

Dee Gordon-Strong Continued on page 97

## Dee Strange-Gordon Continued

## 2019

- Played in 117 games with Seattle and hit .275 (108-for-393) with 36 runs, 12 doubles, 6 triples, 3 home runs, 34 RBI, 18 walks and 61 strikeouts
- Played in 3 games with Triple-A Tacoma and hit .214 (3-for-14) with 2 strikeouts
- Had 29 multi-hit games and 6 multi-RBI games
- Went 22-for-27 in stolen base attempts
- On April 19 at Los Angeles-AL he recorded his 1,000th career Major League hit, a 2-run single off Trevor Cahill

## 2018

- Played in 141 games with Seattle and hit .268 (149-for-556) with 62 runs, 17 doubles, 8 triples, 4 home runs, 36 RBI, 9 walks and 80 strikeouts
- Named the Mariners' Unsung Hero Award
- Had 35 multi-hit games and 8 multi-RBI games
- Went 30-for-42 in stolen base attempts

## 2017

- Played in 158 games with Miami and hit .308 (201-for-653) with 114 runs, 20 doubles, 9 triples, 2 home runs, 33 RBI, 25 walks and 93 strikeouts
- Won the Lou Brock Award (awarded to the National League stolen base leader) with 60 stolen bases
- Had 59 multi-hit games and 5 multi-RBI games
- Acquired by the Mariners, along with International Slot Money, for Robert Dugger, Nick Neidert and Christopher Torres on December 7

## 2016

- Played in 79 games with Miami and hit .268 (87-for-325) with 47 runs, 7 doubles, 6 triples, 1 home run, 14 RBI, 18 walks and 55 strikeouts
- Played in 9 games with Triple-A New Orleans and hit .257 (9-for-35) with 7 runs, 1 double, 1 triple, 2 RBI, 1 walk and 5 strikeouts
- Was on Major League Baseball's restricted list for violating the Joint Drug Prevention and Treatment Program from April 29-July 28
- Had 26 multi-hit games and 3 multi-RBI games
- Went 30-for-37 in stolen base attempts

## 2015

- Played in 145 games with Miami and hit .333 (205-for-615) with 88 runs, 24 doubles, 8 triples, 4 home runs, 46 RBI, 25 walks and 91 strikeouts
- Named a National League All-Star
- Won the National League batting title and won the Silver Slugger Award for second basemen
- Won the Rawlings Gold Glove Award and Wilson Defensive Player of the Year Award for second basemen
- Became only the second player since 1900 to lead the National League in hits, batting average and stolen bases (Honus Wagner, 1908)...he was the first to lead the NL in hitting and steals since Jackie Robinson in 1949
- Won the Lou Brock Award with 58 stolen bases
- Was awarded Miami's MLBPAA Heart & Hustle Award
- Played in 1 game with Advanced-A Jupiter and went 1-for-4
- Had 59 multi-hit games and 8 multi-RBI games

## 2014

- Played in 148 games with Los Angeles-NL and hit .289 (176-for-609) with 92 runs, 24 doubles, 12 triples, 2 home runs, 34 RBI, 31 walks and 107 strikeouts
- Named a National League All-Star
- Won the Lou Brock Award with 64 stolen bases...also led the NL in triples
- Was awarded Miami's MLBPAA Heart & Hustle Award
- Had 48 multi-hit games and 3 multi-RBI games
- Acquired by the Marlins, along with Dan Haren, Miguel Rojas and cash, for Andrew Heaney, Chris Hatcher, Enrique Hernandez and Austin Barnes

## 2013

- Played in 38 games with Los Angeles-NL and hit .234 (22-for-94) with 9 runs, 1 double, 1 triple, 1 home run, 6 RBI, 10 walks and 21 strikeouts
- Played in 92 games with Triple-A Albuquerque and hit .297 (111-for-374) with 65 runs, 17 doubles, 9 triples, 33 RBI, 51 walks and 70 strikeouts
- Had 37 multi-hit games and 8 multi-RBI games
- Went 49-for-60 in stolen base attempts with Albuquerque...led the Pacific Coast League

Dee Gordon-Strong Continued on page 98



## Dee Strange-Gordon Continued

### 2012

- Played in 87 games with Los Angeles-NL and hit .228 (69-for-303) with 38 runs, 9 doubles, 2 triples, 1 home run, 17 RBI, 20 walks and 62 strikeouts
- Played in 8 games with Triple-A Albuquerque and hit .267 (8-for-30) with 3 runs, 1 triple, 1 RBI, 2 walks and 3 strikeouts
- Had 19 multi-hit games and 2 multi-RBI games
- Went 32-for-42 in stolen base attempts with Los Angeles

### 2011

- Played in 56 games with Los Angeles-NL and hit .304 (68-for-224) with 34 runs, 9 doubles, 2 triples, 11 RBI, 7 walks and 27 strikeouts
- Played in 73 games with Triple-A Albuquerque (70) and Advanced-A Rancho Cucamonga (3) and hit .331 (99-for-299) with 55 runs, 10 doubles, 6 triples, 24 RBI, 19 walks and 41 strikeouts
- Made his Major League debut on June 6 at Philadelphia...made his first Major League start a day later on June 7 at Philadelphia and went 3-for-5 with a single off Roy Oswalt for his first big league hit
- Had 54 multi-hit games and 6 multi-RBI games
- Went 24-for-31 in stolen base attempts with Los Angeles and 30-for-34 with Albuquerque
- In the 7th inning on July 1 at Los Angeles-AL, became the first Dodgers player since Harvey Hendrick (June 12, 1928 v. Chicago-NL) to steal second, third and home in the same inning

### 2010

- Played in 133 games with Double-A Chattanooga and hit .277 (154-for-555) with 86 runs, 17 doubles, 10 triples, 2 home runs, 39 RBI, 40 walks and 89 strikeouts
- Had 49 multi-hit games and 5 multi-RBI games
- Went 53-for-73 in stolen base attempts

### 2009

- Played in 131 games with Single-A Great Lakes and hit .301 (162-for-538) with 96 runs, 17 doubles, 12 triples, 3 home runs, 35 RBI, 43 walks and 90 strikeouts
- Named the Dodgers' Branch Rickey Minor League Player of the Year
- Named Midwest League Most Valuable Player
- Named Midwest League Player of the Week on May 4 and June 22
- Had 46 multi-hit games and 5 multi-RBI games
- Went 73-for-98 in stolen base attempts

### 2008

- Played in 60 games with Rookie-Level Ogden and hit .331 (83-for-251) with 45 runs, 13 doubles, 3 triples, 2 home runs, 27 RBI, 16 walks and 29 strikeouts
- Had 24 multi-hit games and 7 multi-RBI games
- Went 18-for-23 in stolen base attempts

## SINGLE-GAME CAREER BESTS

Hits: 5 (3x), Last – 5/1/18 w/ Seattle v. Oakland  
RBI: 3 (11x), Last – 3/31/19 w/ Seattle v. Boston  
Runs: 4 (3x), Last – 4/10/15 w/ Miami v. Tampa Bay  
HR: 1 (25x), Last – 5/6/19 w/ Seattle at New York-AL  
GS: None  
K: 4 (2x), Last – 4/12/16 w/ Miami at New York-NL  
BB: 4 – 5/2/13 w/ Albuquerque v. Memphis  
SB: 4 (4x), Last – 8/25/15 w/ Miami v. Pittsburgh  
Hit Streak: 17 Games – 8/27 – 9/14/17 w/ Miami

# TYRONE TAYLOR • OF



**BATS:** Right **THROWS:** Right **HEIGHT:** 6-2 **WEIGHT:** 200  
**BORN:** January 22, 1994 in Torrance, CA  
**RESIDES:** Surprise, AZ  
**OPENING DAY AGE:** 26 **MLB SERVICE:** 0.000  
**ACQUIRED:** Drafted by Milwaukee in the 2nd Round of the 2012 First-Year Player Draft

## PERSONAL

- Tyrone Anthony Taylor
- 10th professional season; all with Milwaukee
- Signed by Brewers scout Dan Huston

## HIGH SCHOOL/COLLEGE

- Graduated from Torrance (CA) High School
- Hit .446 with 13 home runs and 72 RBI in 89 career games
- Was committed to Cal State-Fullerton prior to signing professional contract with Milwaukee
- Also played football in High School and played running back and safety...rushed for 1,521 yards and scored 31 touchdowns as a senior

TAYLOR

## CAREER STATISTICS

YEAR	CLUB	AVG	G	AB	R	H	2B	3B	HR	RBI	BB	SO	SB	CS	OBP	SLG
2012	AZL Brewers	.389	8	36	11	14	5	3	0	6	1	3	3	1	.395	.694
	Helena	.385	10	39	11	15	4	0	2	5	5	8	3	2	.467	.641
2013	Wisconsin	.274	122	485	69	133	33	2	8	57	35	63	19	8	.338	.400
2014	Brevard County	.278	130	507	69	141	36	3	6	68	39	58	22	6	.331	.396
	Huntsville	.077	5	13	0	1	0	0	0	0	1	5	1	0	.143	.077
2015	Biloxi	.260	128	454	48	118	20	3	3	43	31	55	10	6	.312	.337
2016	Biloxi	.232	134	465	51	108	15	1	9	34	38	73	9	5	.303	.327
2017	AZL Brewers	.435	7	23	6	10	1	0	4	7	3	3	2	0	.500	1.000
	Biloxi	.247	25	85	15	21	6	1	1	6	8	18	2	1	.316	.376
2018	Colorado Springs	.278	119	446	73	124	23	9	20	80	27	74	13	4	.321	.504
2019	AZL Brewers	.417	5	12	1	5	1	0	0	0	1	2	0	0	.533	.500
	San Antonio	.269	92	334	44	90	20	1	14	59	28	85	5	0	.334	.461
	MILWAUKEE	.400	15	10	1	4	2	0	0	1	1	1	0	0	.500	.600
2020	MILWAUKEE	.237	22	38	6	9	4	0	2	6	2	8	0	0	.293	.500
Major League Totals		.271	37	48	7	13	6	0	2	7	3	9	0	0	.340	.521
Minor League Totals		.269	785	2899	398	780	164	23	67	365	217	447	89	33	.327	.411

## 2020

- Played in 22 games with Milwaukee and hit .237 (9-for-38) with 6 runs, 4 doubles, 2 home runs, 6 RBI, 2 walks and 8 strikeouts
- Began the season at Milwaukee's Alternate Training Site in Appleton, Wisconsin and was recalled on September 1
- Hit his first Major League career home run on September 9 at Detroit
- Had 2 multi-hit games and 1 multi-RBI game

## 2019

- Played in 15 games with Milwaukee and hit .400 (4-for-10) with 1 run, 2 doubles, 1 RBI, 1 walk and 1 strikeout
- Played in 97 games with Triple-A San Antonio (92) and the AZL Brewers (5) and hit .275 (95-for-346) with 45 runs, 21 doubles, 1 triple, 14 home runs, 59 RBI, 29 walks and 87 strikeouts
- Spent two stints on San Antonio's injured list (May 26-June 24, left wrist sprain and July 9-22, right wrist inflammation)
- Named Pacific Coast League Player of the Week for August 19-25 when he hit .560 (14-for-25) with 5 runs, 3 doubles, 3 home runs and 13 RBI
- Named Milwaukee's Minor League Player of the Month for August/September when he hit .333 with 7 home runs and 25 RBI
- Major his Major League debut on September 7 v. Chicago-NL
- Collected his first Major League hit on September 8 v. Chicago-NL – a single off Duane Underwood Jr.
- Had 30 multi-hit games and 13 multi-RBI games
- Had a 12-game hitting streak from August 13-25 and hit .500 (22-for-44) with 11 runs, 5 doubles, 5 home runs, 17 RBI and 5 walks

Tyrone Taylor Continued on page 100

## Tyrone Taylor Continued

### 2012

- Played in 119 game with Triple-A Colorado Springs and hit .278 (124-for-446) with 73 runs, 23 doubles, 9 triples, 20 home runs, 80 RBI, 27 walks and 74 strikeouts
- Named Milwaukee's Minor League Player of the Month for June and August/September
- Finished among Brewers minor league leaders in RBI (1st) and home runs (12nd)
- Had 32 multi-hit games and 21 multi-RBI games
- Went 13-for-17 in stolen base attempts
- Had a 14-game hitting streak from August 19-September 3 and hit .400 (22-for-55) with 9 runs, 3 doubles, 2 triples, 3 home runs and 18 RBI

### 2017

- Played in 32 games with Double-A Biloxi (25) and the AZL Brewers (7) and hit .287 (31-for-108) with 21 runs, 7 doubles, 1 triple, 5 home runs, 13 RBI, 11 walks and 21 strikeouts
- Missed most of the season with a strained right hamstring, an injury suffered in spring training
- Had 7 multi-hit games and 3 multi-RBI games

### 2016

- Played in 134 games with Double-A Biloxi and hit .232 (108-for-465) with 51 runs, 15 doubles, 1 triple, 9 home runs, 34 RBI, 38 walks and 73 strikeouts
- Had 25 multi-hit games and 7 multi-RBI games

### 2015

- Played in 128 games with Double-A Biloxi and hit .260 (118-for-454) with 48 runs, 20 doubles, 3 triples, 3 home runs, 43 RBI, 31 walks and 55 strikeouts
- Named Southern League Player of the Week for June 8-14 when he hit .423 (11-for-26) with 8 runs, 4 doubles, 2 home runs and 8 RBI
- Had 35 multi-hit games and 9 multi-RBI games
- Entered the 2015 season as the top best prospect in the organization according to Baseball America

### 2014

- Played in 135 games with Double-A Huntsville (5) and Advanced-A Brevard County (130) and hit .273 (142-for-520) with 69 runs, 36 doubles, 3 triples, 6 home runs, 68 RBI, 40 walks and 63 strikeouts
- Named a MiLB.com Organizational All-Star (Milwaukee)
- Finished among Florida State League leaders in doubles (1st) and hits (2nd)
- Named Milwaukee's Co-Minor League Player of the Month for July when he hit 340 (34-for-100) with 14 runs, 7 doubles and 13 RBI
- Became the first player in Brevard County Manatees history to hit for the cycle when he accomplished the feat on April 29 at Clearwater
- Had 39 multi-hit games and 12 multi-RBI games
- Went 23-for-29 in stolen base attempts
- Played for the Glendale Desert Dogs in the Arizona Fall League and was named to the AFL Rising Stars Team
- Entered the 2014 season as the 2nd-best prospect in the organization according to Baseball America

### 2013

- Played in 122 games with Single-A Wisconsin and hit .274 (133-for-485) with 69 runs, 33 doubles, 2 triples, 8 home runs, 57 RBI, 35 walks and 63 strikeouts
- Named Milwaukee's Minor League Player of the Month for June when he hit .438 (42-for-96) with 20 runs, 9 doubles, 3 home runs and 13 RBI
- Named Midwest League Player of the Week for June 3-9 when he hit .522 (12-for-23) with 1 home run and 3 RBI
- Had 35 multi-hit games and 11 multi-RBI games
- Had a career-best 16-game hitting streak from June 13-July 2 when he hit .429 (27-for-63) with 11 runs, 7 doubles, 2 home runs and 7 RBI

### 2012

- Played in 18 games with short-season Helena (10) and the AZL Brewers (8) and hit .387 (29-for-75) with 22 runs, 9 doubles, 3 triples, 2 home runs, 11 RBI, 6 walks and 11 strikeouts
- Had 9 multi-hit games and 4 multi-RBI games

## **SINGLE-GAME CAREER BESTS**

Hits: 5 (2x), Last – 4/29/14 w/ Brevard County at Clearwater

RBI: 5 (2x), Last – 7/25/14 w/ Brevard County v. Palm Beach

Runs: 5 – 4/29/14 w/ Brevard County at Clearwater

HR: 2 (3x), Last – 8/7/18 w/ Colorado Springs v. Omaha

GS: 1 – 7/5/13 w/ Wisconsin at Cedar Rapids

K: 4 – 8/3/19 w/ San Antonio v. Fresno

BB: 2 (18x), Last – 8/25/19 w/ San Antonio v. Oklahoma City

SB: 2 (6x), Last – 4/16/16 w/ Biloxi at Mobile

Hit Streak: 16 Games – 6/13 – 7/2/13 w/ Wisconsin

# JUSTIN TOPA • RHP



**BATS:** Right    **THROWS:** Right    **HEIGHT:** 6-3    **WEIGHT:** 226  
**BORN:** March 7, 1991 in Binghamton, NY  
**RESIDES:** West Chester, PA  
**OPENING DAY AGE:** 30    **MLB SERVICE:** 0.060  
**ACQUIRED:** Signed as a free agent by Milwaukee on March 28, 2019

## PERSONAL

- Justin Robert Topa
- 9th professional season; 3rd with Milwaukee
- Originally Drafted by Cincinnati in the 33rd round of the 2012 MLB Draft but did not sign
- Drafted by Pittsburgh in the 17th round of the 2013 MLB Draft
- Signed by Pirates scout Chris Kline

## DID YOU KNOW?

- Enters the 2021 season as the 15th-best prospect in the organization according to Baseball America and the 29th-best according to MLB Pipeline

## HIGH SCHOOL/COLLEGE

- Graduated from Chenango Valley (NY) High School
- Led Chenango Valley High to the Section 4 Class B Championship in 2008 and 2009
- Named Third-Team All-State and All-Conference in 2009
- Attended Long Island University-Brooklyn from 2010-13 and graduated with a bachelor's degree in finance
- Underwent "Tommy John" surgery in May of his sophomore year
- Returned for his redshirt junior season after missing entire previous season and went 8-6 with a 4.05 ERA in 14 starts

TOPA

## CAREER STATISTICS

YEAR CLUB	W-L	ERA	G	GS	CG	SH	SV	IP	H	R	ER	HR	HB	BB	SO	WP
2013 Jamestown	5-2	2.19	19	0	0	0	0	37.0	33	11	9	1	0	10	33	1
2014 West Virginia	4-8	6.09	25	14	0	0	1	81.1	109	60	55	8	8	20	50	2
2016 GCL Pirates	2-0	1.13	6	0	0	0	0	8.0	3	1	1	0	0	2	6	1
Bradenton	0-0	3.86	4	0	0	0	0	4.2	6	2	2	0	1	1	2	0
2018 Down East	0-1	19.64	1	1	0	0	0	3.2	7	8	8	2	1	1	4	0
Frisco	2-3	5.71	9	6	0	0	0	41.0	53	26	26	4	2	13	34	4
2019 Carolina	0-3	4.50	15	0	0	0	3	16.0	14	8	8	1	0	2	19	0
Biloxi	0-3	2.63	18	0	0	0	0	24.0	22	9	7	0	2	8	22	2
2020 MILWAUKEE	0-1	2.35	6	0	0	0	0	7.2	7	3	2	1	0	0	12	0
Major League Totals	0-1	2.35	6	0	0	0	0	7.2	7	3	2	1	0	0	12	0
Minor League Totals	13-20	4.84	97	21	0	0	4	215.2	247	125	116	16	14	57	170	10

### 2020

- Went 0-1 with a 2.35 ERA in 6 games with Milwaukee...7.2 IP, 7 H, 3 R, 2 ER, 0 BB, 12 K
- Began the season at Milwaukee's Alternate Training Site and had his contract selected on August 31
- Had three stints with the Brewers (8/31-9/3, 9/14-9/15 and 9/16-end)
- Made his Major League debut on September 1 v. Detroit...2.0 IP, 2 H, 2 R, 2 ER, 0 BB, 2 K
- Tossed 2.0 scoreless innings in Game 1 of the NL Wild Card Series at Los Angeles-NL
- Limited hitters to a .233 batting average

### 2019

- Went 0-6 with a 3.38 ERA in 33 games with Double-A Biloxi (18) and Advanced-A Carolina (15)...40.0 IP, 36 H, 17 R, 15 ER, 10 BB, 41 K
- Limited hitters to a .237 batting average

### 2018

- Went 2-4 with a 6.85 ERA in 10 games (7 starts) with Double-A Frisco (9) and Advanced-A Down East (1)...44.2 IP, 60 H, 34 R, 34 ER, 14 BB, 38 K
- Began the season with the Rockland Boulders of the independent Can-Am Association...signed as a minor league free agent by Texas on June 17
- Logged 2 quality starts
- Struck out a career-high 7 on June 19 at Midland
- Threw a career-high 7.2 innings on July 16 at Corpus Christi

### 2017

- Did not pitch in affiliated baseball after he was released by Pittsburgh on March 29
- Pitched for the Rockland Boulders of the independent Can-Am Association...and went 14-3 with a 3.50 ERA in 20 games (19 starts)

Justin Topa Continued on page 102

## Justin Topa Continued

### 2016

- Went 2-0 with a 2.13 ERA in 10 games with Advanced-A Bradenton (4) and the GCL Pirates (6)...12.2 IP, 9 H, 3 R, 3 ER, 3 BB, 8 K
- Limited hitters to a .196 batting average

### 2015

- Missed the entire 2015 season after undergoing his second “Tommy John” surgery in April

### 2014

- Went 4-8 with a 6.09 ERA in 25 games (14 starts) with Single-A West Virginia...81.1 IP, 109 H, 60 R, 55 ER, 20 BB, 50 K

### 2013

- Went 5-2 with a 2.19 ERA in 19 games with Short-Season Jamestown...37.0 IP, 33 H, 11 R, 9 ER, 10 BB, 33 K

### SINGLE-GAME CAREER BESTS

- Innings: 7.2 – 7/16/18 w/ Frisco at Corpus Christi
- Strikeouts: 7 – 6/19/18 w/ Frisco at Midland
- 10+ K Games: None
- Walks: 5 – 7/16/18 w/ Frisco at Corpus Christi
- Shutouts: None
- Complete Games: None
- Hits: 12 – 8/1/18 w/ Frisco at Midland
- Runs: 8 – 8/30/18 w/ Down East at Carolina
- HR: 2 (2x), Last – 8/30/18 w/ Down East at Carolina
- Winning Streak: 4 Games – 7/6 – 8/14/13 w/ Jamestown
- Losing Streak: 6 Games – 6/2 – 8/10/14 w/ West Virginia

TOPA



Photo provided by the Milwaukee Brewers

# QUINTIN TORRES-COSTA • LHP



**BATS:** Left    **THROWS:** Left    **HEIGHT:** 6-0    **WEIGHT:** 190  
**BORN:** September 11, 1994 in Hilo, HI  
**RESIDES:** Hilo, HI  
**OPENING DAY AGE:** 30    **MLB SERVICE:** 0.000  
**ACQUIRED:** Drafted by Milwaukee in the 35th Round of the 2015 First-Year Player Draft

## PERSONAL

- Quintin John Alohiokala Torres-Costa
- 6th professional season; all with Milwaukee
- Signed by Brewers scout Josh Belovsky

## DID YOU KNOW?

- Was invited to Milwaukee's Major League spring training as a non-roster player
- Combined to throw a no-hitter with former Brewers prospect Kodi Medeiros in the 2012 Hawaii State Championship Game...threw 6 of 7 innings

## HIGH SCHOOL/COLLEGE

- Graduated from Waiakea (HI) High School
- Named Hawaii High School Association State Pitcher of the Year and Big Island Interscholastic Federation East Hawaii Player of the Year as a senior
- Led Waiakea High to the 2012 Hawaii State Championship with a 20-0 record
- Attended the University of Hawaii from 2013-15 and graduated with a bachelor's degree in Communication
- Named All-Big West Second Team as a redshirt sophomore
- Underwent "Tommy John" surgery on May 6 during his freshman season

TORRES-COSTA

## CAREER STATISTICS

YEAR	CLUB	W-L	ERA	G	GS	CG	SH	SV	IP	H	R	ER	HR	HB	BB	SO	WP
2015	AZL Brewers	2-0	2.61	8	0	0	0	1	20.2	18	6	6	0	0	5	26	1
	Helena	0-0	4.76	6	0	0	0	0	11.1	17	7	6	1	2	3	17	2
2016	Helena	0-0	0.00	4	0	0	0	1	5.1	3	1	0	0	0	4	7	2
	Wisconsin	6-3	4.27	41	0	0	0	0	59.0	55	35	28	4	2	25	74	3
2017	Carolina	6-4	3.77	23	0	0	0	1	45.1	38	20	19	5	3	15	66	2
	Biloxi	3-2	5.23	18	0	0	0	0	20.2	21	13	12	1	1	17	25	4
2018	Biloxi	1-2	1.16	21	0	0	0	2	31.0	17	5	4	0	5	13	44	4
	Colorado Springs	2-0	1.50	22	0	0	0	2	24.0	10	5	4	0	2	12	21	1
2019	AZL Brewers	0-0	27.00	1	0	0	0	0	0.1	1	1	1	0	0	3	1	1
Minor League Totals		11-14	3.72	124	7	0	0	7	227.2	196	106	94	19	5	82	273	19

## 2020

- Did not play affiliated baseball in 2020 due to the pandemic

## 2019

- Went 0-0 with a 2.08 ERA in 5 games (1 start) with Rookie-Level Rocky Mountain and the AZL Brewers...4.1 IP, 4 H, 1 R, 1 ER, 6 BB, 6 K
- Missed most of the season as he recovered from "Tommy John" surgery, which was performed on September 13, 2018 by Dr. William Raasch
- Pitched for the Glendale Desert Dogs in the Arizona Fall League

## 2018

- Went 3-2 with a 1.31 ERA in 43 games with Triple-A Colorado Springs (22) and Double-A Biloxi (21)...55.0 IP, 27 H, 10 R, 8 ER, 25 BB, 65 K
- Named a Southern League Mid-Season All-Star
- Began the season with Biloxi and pitched in 21 games prior to being promoted to Colorado Springs on June 29
- Did not allow an earned run until his 11th game of the season on May 10 at Montgomery
- The highest ERA of any single month was his 3.18 ERA in the month of May
- Limited hitters to a .148 batting average

## 2017

- Went 9-6 with a 4.23 ERA in 41 games with Double-A Biloxi (18) and Advanced-A Carolina (23)...66.0 IP, 59 H, 33 R, 31 ER, 32 BB, 91 K
- Struck out a career-high 7 batters on June 18 v. Potomac
- Tossed a career-high 4.1 innings on June 23 at Potomac

Quintin Torres-Costa Continued on page 104



## Quintin Torres-Costa Continued

### 2016

- Went 6-3 with a 3.92 ERA in 45 games with Single-A Wisconsin (41) and Rookie-Level Helena (4)...64.1 IP, 58 H, 36 R, 28 ER, 29 BB, 81 K

### 2015

- Went 2-0 with a 3.38 ERA in 14 games with Rookie-Level Helena (6) and the AZL Brewers (8)...32.0 IP, 35 H, 13 R, 12 ER, 8 BB, 43 K

### SINGLE-GAME CAREER BESTS

Innings: 4.1 – 6/23/17 w/ Carolina at Potomac

Strikeouts: 7 – 6/18/17 w/ Carolina v. Potomac

10+ K Games: None

Walks: 3 (5x), Last – 8/26/19 w/ AZL Brewers v. AZL Dodgers

Shutouts: None

Complete Games: None

Hits: 9 – 8/15/15 w/ Helena at Idaho Falls

Runs: 6 – 8/15/15 w/ Helena at Idaho Falls

HR: 2 – 5/18/17 w/ Carolina v. Down East

Winning Streak: 3 Games (4x), Last – 7/30 – 8/22/17 w/ Biloxi

Losing Streak: 2 Games – 6/29 – 7/8/17 w/ Carolina

TORRES-COSTA



Photo provided by the Milwaukee Brewers

# BRICE TURANG • INF



**BATS:** Left    **THROWS:** Right    **HEIGHT:** 6-0    **WEIGHT:** 169  
**BORN:** November 21, 1999 in Placentia, CA  
**RESIDES:** Glendale, AZ  
**OPENING DAY AGE:** 21    **MLB SERVICE:** 0.000  
**ACQUIRED:** Drafted by Milwaukee in the 1st Round (21st overall) of the 2018 First-Year Player Draft

## PERSONAL

- Brice Craig Turang
- 3rd professional season; all with Milwaukee
- Signed by Brewers scout Wynn Pelzer

## DID YOU KNOW?

- His father, Brian, played for the Seattle Mariners in 1993 and 1994
- Mother played for Long Beach State University softball
- Has four sisters – all of whom played college athletics
- Enters the 2021 season as the best prospect in the organization according to *Baseball America* and the 2nd-best according to MLB Pipeline
- Was invited to Milwaukee's Major League spring training as a non-roster player

## HIGH SCHOOL/COLLEGE

- Graduated from Santiago (CA) High School
- Was committed to Louisiana State University prior to being drafted by Milwaukee
- Was named National Freshman of the Year by MaxPreps
- Named to the American Family Insurance ALL-USA Baseball First Team by USA TODAY

TURANG

## CAREER STATISTICS

YEAR	CLUB	AVG	G	AB	R	H	2B	3B	HR	RBI	BB	SO	SB	CS	OBP	SLG
2018	AZL Brewers	.319	13	47	11	15	2	0	0	7	9	6	8	1	.421	.362
	Helena	.268	29	112	26	30	4	1	1	11	22	28	6	1	.385	.348
2019	Wisconsin	.287	82	303	57	87	13	4	2	31	49	54	21	4	.384	.376
	Carolina	.200	47	170	25	34	6	2	1	6	34	47	9	1	.338	.276
Minor League Totals		.263	171	632	119	166	25	7	4	55	114	135	44	7	.374	.343

### 2020

- Spent the season at the Milwaukee Brewers Alternate Training Site in Appleton, Wisconsin

### 2019

- Played in 129 games with Advanced-A Carolina (47) and Single-A Wisconsin (82) and hit .256 (121-for-473) with 82 runs, 19 doubles, 6 triples, 3 home runs, 37 RBI, 83 walks and 101 strikeouts
- Began the season with Wisconsin and played in 82 games prior to being promoted to Carolina on July 8
- Named a Midwest League Mid-Season All-Star
- Had 32 multi-hit games and 5 multi-RBI games
- Recorded a career-best 14-game hitting streak from April 14-28 when he hit .396 (21-for-53) with 12 runs, 6 doubles, 1 triple and 6 RBI
- Had a 12-game hitting streak from May 13-23 when he hit .404 (19-for-47) with 9 runs, 2 doubles, 1 triple, 1 home run and 7 RBI
- Was among Midwest League leaders in runs (57, 1st), hits (87, 3rd), stolen bases (21, 3rd) and walks (49, 4th) when he was promoted to the Carolina League
- Went 30-for-35 in stolen base attempts
- Entered the 2019 season as the 4th-best prospect in the organization according to *Baseball America*

### 2018

- Played in 42 games with Rookie-Level Helena (29) and the AZL Brewers (13) and hit .283 (45-for-159) with 37 runs, 6 doubles, 1 triple, 1 home run, 18 RBI, 31 walks and 34 strikeouts
- Had 10 multi-hit games and 5 multi-RBI games
- Went 14-for-16 in stolen base attempts

## SINGLE-GAME CAREER BESTS

Hits: 4 (3x), Last – 6/2/19 w/ Wisconsin v. Peoria  
 RBI: 3 (3x), Last – 5/14/19 w/ Wisconsin v. Kane County  
 Runs: 3 (4x), Last – 8/24/19 w/ Carolina v. Lynchburg  
 HR:  
 GS:  
 K: 3 (3x), Last – 7/15/19 w/ Carolina at Wilmington  
 BB: 3 – 6/10/19 w/ Wisconsin v. Beloit  
 SB: 2 (6x), Last – 5/19/19 w/ Wisconsin at Burlington  
 Hit Streak: 14 Games – 4/14 – 4/28/19 w/ Wisconsin

**HIT·CITY**

# BOBBY WAHL • RHP



**BATS:** Right **THROWS:** Right **HEIGHT:** 6-3 **WEIGHT:** 225  
**BORN:** March 21, 1992 in Alexandria, VA  
**RESIDES:** Holly Springs, NC  
**OPENING DAY AGE:** 29 **MLB SERVICE:** 2.059  
**ACQUIRED:** By Milwaukee, along with Adam Hill and Felix Valerio, in a trade with New York-NL for Keon Broxton on January 5, 2019

## PERSONAL

- Robert Martin Wahl
- 9th professional season; 3rd with Milwaukee
- Originally drafted by Cleveland in the 39th round of the 2010 MLB Draft but did not sign
- Drafted by Oakland in the 5th round of the 2013 MLB Draft
- Signed by Athletics scout Kelsey Mucker

## DID YOU KNOW?

- Pitched for the Sounds during parts of three seasons from 2016-18 when the team was the Triple-A affiliate of the Oakland Athletics

## HIGH SCHOOL/COLLEGE

- Graduated from West Springfield (VA) High School
- Named the 2010 Virginia Player of the Year after leading West Springfield to a regional and state championship
- Posted a career record of 28-1 with a 1.53 ERA... also hit .420 with 14 home runs
- Attended Ole Miss from 2011-13
- Compiled a career mark of 17-6 with a 2.58 ERA with 208 strikeouts in 51 games at Ole Miss
- Went 10-0 with a 2.03 ERA his junior season
- Named Collegiate Baseball All-American and Second Team All-American by NCBWA

## CAREER STATISTICS

YEAR	CLUB	W-L	ERA	G	GS	CG	SH	SV	IP	H	R	ER	HR	HB	BB	SO	WP
2013	AZL Athletics	0-0	9.00	1	1	0	0	0	1.0	0	1	1	0	0	2	1	0
	Vermont	0-0	3.92	9	4	0	0	2	20.2	20	10	9	3	0	6	27	3
2014	Beloit	0-4	5.06	20	7	0	0	4	42.2	46	29	24	5	3	19	43	3
	Stockton	0-0	4.22	9	0	0	0	0	10.2	8	7	5	2	0	6	19	1
2015	Midland	2-0	4.18	24	0	0	0	4	32.1	36	17	15	2	0	14	36	5
2016	Stockton	0-0	6.75	3	0	0	0	0	4.0	3	3	3	0	0	5	3	2
	Midland	0-1	2.21	33	0	0	0	10	40.2	26	11	10	3	1	17	48	3
	Nashville	1-0	2.79	9	0	0	0	4	9.2	7	3	3	0	0	6	14	2
2017	Stockton	0-0	0.00	2	0	0	0	0	2.0	0	0	0	0	0	3	6	0
	Nashville	1-1	4.15	11	0	0	0	3	13.0	13	8	6	3	0	5	22	1
	OAKLAND	0-0	4.70	7	0	0	0	0	7.2	8	4	4	0	1	4	8	2
2018	Nashville	3-2	2.27	34	1	0	0	11	39.2	17	16	10	2	1	17	65	3
	Las Vegas	1-0	1.69	4	0	0	0	1	5.1	3	1	1	0	0	2	8	0
	NEW YORK-NL	0-1	10.13	7	0	0	0	0	5.1	9	6	6	2	0	4	7	0
2020	MILWAUKEE	0-1	11.57	3	0	0	0	0	2.1	4	3	3	2	0	0	1	0
Major League Totals		0-2	7.63	17	0	0	0	0	15.1	21	13	13	4	1	8	16	2
Minor League Totals		8-8	3.53	159	13	0	0	39	221.2	179	106	87	20	5	102	292	23

## 2020

- Went 0-1 with a 11.57 ERA in 3 games with Milwaukee...2.1 IP, 4 H, 3 R, 3 ER, 0 BB, 0 K

## 2019

- Missed the entire season with a torn ACL in his right knee...suffered the injury during a Spring Training game on March 1 against Seattle...underwent surgery on March 12
- Pitched for the Glendale Desert Dogs in the Arizona Fall League

## 2018

- Went 0-1 with a 10.13 ERA in 7 games with New York-NL...5.1 IP, 9 H, 6 R, 6 ER, 4 BB, 7 K
- Went 4-2 with a 2.20 ERA in 38 games (1 start) with Triple-A Nashville (34) and Triple-A Las Vegas (4)...45.0 IP, 20 H, 17 R, 11 ER, 19 BB, 73 K
- Named a Pacific Coast League Mid-Season All-Star
- Limited hitters to a .130 batting average and averaged 14.75 strikeouts per nine innings with Nashville
- Began the season with Nashville and made 34 appearance prior to being traded to New York-NL
- Acquired by New York-NL, along with Will Toffey and International Bonus Pool money, in exchange for Jeurys Familia on July 21
- Made four appearances with Las Vegas prior to having his contract selected by New York-NL on August 2
- Made 7 relief appearances with the Mets before landing on the injured list with a strained right hamstring on August 7 that ended his season

Bobby Wahl Continued on page 107

## 2017

- Went 0-0 with a 4.70 ERA in 7 games (0 starts) with Oakland...7.2 IP, 8 H, 4 R, 4 ER, 4 BB, 8 K
- Went 1-1 with a 3.60 ERA in 13 games with Advanced-A Stockton and Nashville...15.0 IP, 13 H, 8 R, 6 ER, 8 BB, 28 K
- Averaged 15.23 strikeouts per nine innings with Nashville
- Made his Major League debut on May 3 at Target Field against Minnesota.....0.1 IP, 2 H, 1 R, 1 ER
- He was placed on Oakland's 10-day injured list on May 24 with a strained right shoulder and missed over two months
- Underwent thoracic outlet surgery on August 14 and missed the remainder of the season

## 2016

- Went 1-1 with a 2.65 ERA in 45 games with Advanced-A Stockton (3), Double-A Midland (33) and Nashville (9)...54.1 IP, 36 H, 17 R, 16 ER, 28 BB, 65 K
- Converted 14 of 15 save opportunities...led the Oakland farm system in saves
- Set career highs in saves, strikeouts, games, innings pitched and walks
- Averaged 10.77 strikeouts per nine innings
- Limited hitters to a .194 batting average
- Began the season with Stockton before being transferred to Midland in mid-April where he spent the majority of the season
- Finished the season with nine appearances in Nashville
- Placed on the disabled list on September 3 with a strained abdominal muscle and missed the remainder of the season

## 2015

- Went 2-0 with a 4.18 ERA in 24 games with Advanced-A Stockton...32.1 IP, 36 H, 17 R, 15 ER, 14 BB, 36 K
- Spent two separate stints on the disabled list....placed on June 19 with a strained right elbow and against on July 21 with the same injury and missed the remainder of the season

## 2014

- Went 0-4 with a 4.89 ERA in 29 games (7 starts) with Single-A Beloit (20) and Advanced-A Stockton (9)...53.1 IP, 54 H, 36 R, 29 ER, 25 BB, 62 K
- Began the season with Beloit and started for his first seven appearances of the season before moving to the bullpen for the remainder of the season
- Placed on the disabled list on April 16 with a strained left oblique muscle
- Spent the final month of the season with Stockton

## 2013

- Went 0-0 with a 4.15 ERA in 10 games (5 starts) with AZL Athletics (1) and short-season Vermont (9)...21.2 IP, 20 H, 11 R, 10 ER, 8 BB, 28 K
- Made his professional debut on July 3 at AZL Reds...one appearance before joining Vermont
- Averaged 11.63 strikeouts per nine innings

## **SINGLE-GAME CAREER BESTS**

Innings: 5.0 – 4/9/14 w/ Beloit at South Bend

Strikeouts: 7 – 4/9/14 w/ Beloit at South Bend

10+ K Games: None

Walks: 6 – 4/15/14 w/ Beloit v. Great Lakes

Shutouts: None

Complete Games: None

Hits: 9 – 5/28/14 w/ Beloit at Quad Cities

Runs: 8 – 4/15/14 w/ Beloit v. Great Lakes

HR: 2 (2x), Last – 8/27/14 w/ Stockton v. Bakersfield

Winning Streak: 3 Games – 4/16 – 5/28/18 w/ Nashville

Losing Streak: 4 Games – 4/3 – 5/28/14 w/ Beloit

# PATRICK WEIGEL • RHP



**BATS:** Right **THROWS:** Right **HEIGHT:** 6-6 **WEIGHT:** 230  
**BORN:** July 8, 1994 in Thousand Oaks, CA  
**RESIDES:** Buda, TX  
**OPENING DAY AGE:** 26 **MLB SERVICE:** 0.011  
**ACQUIRED:** By Milwaukee, along with Chad Sobotka, in a trade with Atlanta for Orlando Arcia on April 6, 2021

## PERSONAL

- Patrick Charles Weigel
- 7th professional season; 1st with Milwaukee
- Drafted by Atlanta in the 7th round of the 2015 MLB Draft
- Signed by Braves scout Darin Vaughan

## DID YOU KNOW?

- Enters the 2021 season as the 17th-best prospect according to MLB Pipeline

## HIGH SCHOOL/COLLEGE

- Graduated from Saint Bonaventure (CA) High School
- Named Second Team All-Tri Valley League as a senior
- Helped lead Saint Bonaventure High to the California State Semi-Finals as a senior
- Attended Pacific University in 2013 before transferring to Oxnard College in 2014 before playing his final collegiate season at the University of Houston in 2015
- Named to the Western State Conference Second Team
- Made a team-high 23 appearance for Houston and helped the Cougars to an American Athletic Conference title

## CAREER STATISTICS

YEAR	CLUB	W-L	ERA	G	GS	CG	SH	SV	IP	H	R	ER	HR	HB	BB	SO	WP
2015	Danville	0-3	4.53	14	14	0	0	0	51.2	53	35	26	2	4	26	49	3
2016	Rome	10-4	2.51	22	21	1	1	0	129.0	92	44	36	7	13	47	135	8
	Mississippi	1-2	2.18	3	3	0	0	0	20.2	9	6	5	2	4	8	17	3
2017	Mississippi	3-0	2.89	7	7	0	0	0	37.1	32	13	12	2	2	11	38	0
	Gwinnett	3-2	5.27	8	8	0	0	0	41.0	42	24	24	5	4	17	30	1
2018	GCL Braves	0-0	0.00	4	3	0	0	0	4.0	2	0	0	0	0	0	6	0
2019	Mississippi	0-1	1.72	7	7	0	0	0	15.2	8	4	3	0	2	9	16	2
	Gwinnett	6-1	2.98	21	11	0	0	0	63.1	42	24	21	9	7	32	55	2
2020	ATLANTA	0-0	27.00	1	0	0	0	0	0.2	2	2	2	0	0	3	0	1
Major League Totals		0-0	27.00	1	0	0	0	0	0.2	2	2	2	0	0	3	0	1
Minor League Totals		23-13	3.15	86	74	1	1	0	362.2	280	150	127	27	36	150	246	19

### 2020

- Went 0-0 with a 27.00 ERA in 1 game with Atlanta...0.2 IP, 2 H, 2 R, 2 ER, 3 BB, 0 K
- Began the season at Atlanta's Alternate Training Site
- Made his Major League debut on September 4 v. Washington in Game 2 of a doubleheader...his only appearance of 2020

### 2019

- Went 6-2 with a 2.73 ERA in 28 games (18 starts) with Triple-A Gwinnett (21) and Double-A Mississippi (7)...79.0 IP, 50 H, 28 R, 24 ER, 41 BB, 71 K
- Began the season with Mississippi and pitched in 7 games prior to being promoted to Gwinnett on May 13
- Was recalled by Atlanta three different times (July 19, August 9, September 30) but didn't appear in a game with the Braves in 2019
- Limited hitters to a .184 batting average

### 2018

- Went 0-0 with a 0.00 ERA in 4 games (3 starts) with the GCL Braves...4.0 IP, 2 H, 0 R, 0 ER, 0 BB, 6 K
- Appeared in only 4 games as he continued to recover from "Tommy John" surgery performed in June of 2017

### 2017

- Went 6-2 with a 4.14 ERA in 15 games (15 starts) with Triple-A Gwinnett and Double-A Mississippi...78.1 IP, 74 H, 37 R, 36 ER, 28 BB, 68 K
- Logged 6 quality starts including 3 starts of 6+ IP and 1 or less runs allowed
- Went 1-0 with a 2.73 ERA in 5 games in April...26.1 IP, 22 H, 8 R, 8 ER, 9 BB, 28 K

Patrick Weigel Continued on page 109

**2016**

- Went 11-6 with a 2.47 ERA in 24 games (24 starts) with Double-A Mississippi (3) and Single-A Rome (21)...149.2 IP, 101 H, 50 R, 41 ER, 55 BB, 152 K
- Named Atlanta's Minor League Pitcher of the Year
- Named MiLB.com Organization All-Star (Atlanta)
- Named South Atlantic League Mid-Season All-Star
- Named Baseball America Low Class A All-Star
- Ranked second among all Atlanta minor leaguers in wins, innings and strikeouts
- Logged 15 quality starts including 9 starts of 6+ IP and 1 or less runs allowed
- Posted a 1.44 ERA (25 IP) in June and a 1.78 ERA (25.1 IP) in August
- Limited hitters to a .194 batting average

**2015**

- Went 0-3 with a 4.53 ERA in 14 games (14 starts) with Rookie-Level Danville...51.2 IP, 53 H, 35 R, 26 ER, 26 BB, 49 K

**SINGLE-GAME CAREER BESTS**

Innings: 8.1 – 9/1/16 w/ Mississippi v. Biloxi  
 Strikeouts: 11 – 7/2/16 w/ Rome at Lexington  
 10+ K Games: 1, 7/2/16 w/ Rome at Lexington (11)  
 Walks: 5 (2x), Last – 4/30/16 w/ Rome at Hagerstown  
 Shutouts: 1 – 6/3/16 w/ Rome at Lexington (7 IP)  
 Complete Games: 1 – 6/3/16 w/ Rome at Lexington (7 IP)  
 Hits: 8 (3x), Last – 5/29/17 w/ Gwinnett v. Syracuse  
 Runs: 9 – 6/18/17 w/ Gwinnett at Columbus  
 HR: 3 – 6/18/17 w/ Gwinnett at Columbus  
 Winning Streak: 6 Games – 6/24 – 8/13/19 w/ Gwinnett  
 Losing Streak: 3 Games (2x), Last – 4/24 – 5/6/16 w/ Rome



# JAMIE WESTBROOK • INF



**BATS:** Right **THROWS:** Right **HEIGHT:** 5-9 **WEIGHT:** 170  
**BORN:** June 18, 1995 in Springfield, MA  
**RESIDES:** Gilbert, AZ  
**OPENING DAY AGE:** 25 **MLB SERVICE:** 0.000  
**ACQUIRED:** Signed as a free agent by Milwaukee on October 30, 2020

## PERSONAL

- Jamie Vaughn Westbrook
- 8th professional season; 1st with Milwaukee
- Drafted by Arizona in the 5th round of the 2013 First-Year Player Draft
- Signed by Arizona scout Doyle Wilson

## HIGH SCHOOL/COLLEGE

- Graduated from Basha (AZ) High School where he hit over .500 during a 4-year varsity career
- Hit over .500 during his 4-year varsity career

## CAREER STATISTICS

YEAR	CLUB	AVG	G	AB	R	H	2B	3B	HR	RBI	BB	SO	SB	CS	OBP	SLG
2013	AZL D-Backs	.292	40	154	31	45	8	8	1	20	17	21	3	3	.373	.468
	Missoula	.254	17	67	12	17	3	0	1	13	6	20	1	0	.315	.343
2014	South Bend	.259	131	509	69	132	27	4	8	49	38	98	6	3	.314	.375
2015	Visalia	.319	123	480	75	153	33	4	17	72	24	69	14	4	.357	.510
2016	Mobile	.262	122	435	50	114	21	1	5	36	26	60	10	5	.312	.349
2017	AZL D-Backs	.286	2	7	1	2	0	0	1	1	0	0	0	0	.286	.714
	Jackson	.265	104	377	38	100	19	3	8	55	16	43	2	2	.305	.395
2018	Jackson	.287	107	408	65	117	20	5	15	68	24	71	4	3	.336	.471
	Reno	.391	7	23	6	9	1	0	4	6	2	2	0	0	.440	.957
2019	Jackson	.269	98	342	51	92	20	1	13	59	32	68	1	1	.340	.447
	Reno	.321	30	106	25	34	6	0	3	18	16	15	0	1	.413	.462
Minor League Totals		.280	781	2908	423	815	158	26	76	397	201	467	41	22	.334	.431

## 2020

- Was a non-roster invite to San Francisco's Major League spring training prior the pandemic
- Released on June 25
- Played in 27 games with the Sugar Land Lightning Sloths of the Constellation Energy League (Indy)

## 2019

- Played in 128 games with Triple-A Reno (30) and Double-A Jackson (98) and hit .281 (126-for-448) with 76 runs, 26 doubles, 1 triple, 16 home runs, 77 RBI, 48 walks and 83 strikeouts
- Began the season with Jackson and played in 98 games prior to being promoted to Reno on August 1
- Named a Southern League Mid-Season All-Star
- Had 31 multi-hit games and 21 multi-RBI games
- Had a 14-game hitting streak from April 5-23 and hit .291 (16-for-55) with 9 runs, 1 double, 1 triple, 5 home runs and 10 RBI
- Hit .316 (31-for-98) with 23 runs, 6 doubles, 3 home runs and 16 RBI in 28 games in the month of August
- In his second game with Reno he went 3-for-4 with 5 runs, 5 RBI and his 7th-career two-homer game

## 2018

- Played in 114 games with Triple-A Reno (7) and Double-A Jackson (107) and hit .292 (126-for-431) with 71 runs, 21 doubles, 5 triples, 19 home runs, 74 RBI, 26 walks and 73 strikeouts
- Named a Southern League Mid-Season and Post-Season All-Star
- Named Southern League Player of the Week for May 28-June 3 when he hit .346 (9-for-26) with 7 runs, 2 triples, 2 home runs and 5 RBI
- Had 37 multi-hit games and 22 multi-RBI games
- Clubbed three two-homer games...June 9 at Mobile, August 3 v. Colorado Springs and August 7 v. Oklahoma City
- Hit .319 (30-for-94) with 16 runs, 4 doubles, 3 home runs and 14 RBI in 25 games in the month of April

## 2017

- Played in 106 games with Double-A Jackson (104) and the AZL Diamondbacks (2) and hit .266 (102-for-384) with 39 runs, 19 doubles, 3 triples, 9 home runs, 56 RBI, 16 walks and 43 strikeouts

**Jamie Westbrook Continued on page 111**

### Jamie Westbrook Continued

- Named Southern League Player of the Week for April 24-30 when he hit .481 (13-for-27) with 6 doubles, 1 triple and 9 RBI
- Had 22 multi-hit games and 11 multi-RBI games

### 2016

- Played in 122 games with Double-A Mobile and hit .262 (114-for-435) with 50 runs, 21 doubles, 1 triple, 5 home runs, 36 RBI, 26 walks and 60 strikeouts
- Named Southern League Player of the Week for May 16-22 when he hit .522 (15-for-27) with 6 runs, 4 doubles, 2 home runs and 10 RBI
- Had 33 multi-hit games and 8 multi-RBI games
- Went 10-for-15 in stolen base attempts

### 2015

- Played in 123 games with Advanced-A Visalia and hit .319 (153-for-480) with 75 runs, 33 doubles, 4 triples, 17 home runs, 72 RBI, 24 walks and 69 strikeouts
- Named a MiLB.com Organization All-Star (Arizona)
- Named a California League Post-Season All-Star
- Named a Baseball America High Class A All-Star
- Had 45 multi-hit games and 14 multi-RBI games
- Had a 14-game hitting streak from July 29-August 12 and hit .403 (25-for-62) with 13 runs, 6 doubles, 2 home runs and 11 RBI
- Hit over .300 in May (.326), July (.309) and August (.364)
- Went 14-for-18 in stolen base attempts

### 2014

- Played in 131 games with Single-A South Bend and hit .259 (132-for-509) with 69 runs, 27 doubles, 4 triples, 8 home runs, 49 RBI, 38 walks and 98 strikeouts
- Had 34 multi-hit games and 8 multi-RBI games
- Had an 11-game hitting streak from April 11-22 and hit .327 (16-for-49) with 12 runs, 6 doubles and 3 RBI

### 2013

- Played in 57 games with Rookie-Level Missoula (17) and the AZL Diamondbacks (40) and hit .281 (62-for-221) with 43 runs, 11 doubles, 8 triples, 2 home runs, 33 RBI, 23 walks and 41 strikeouts
- Had 13 multi-hit games and 8 multi-RBI games

### SINGLE-GAME CAREER BESTS

Hits: 4 (8x), Last – 5/3/19 w/ Jackson at Tennessee

RBI: 5 – 8/2/19 w/ Reno v. Omaha

Runs: 5 – 8/2/19 w/ Reno v. Omaha

HR: 2 (7x), Last – 8/2/19 w/ Reno v. Omaha

GS: 1 (3x), Last – 7/12/18 w/ Jackson v. Mobile

K: 4 (2x), Last – 7/23/15 w/ Visalia v. Modesto

BB: 3 (2x), Last – 5/10/14 w/ South Bend v. Great Lakes

SB: 2 – 7/16/15 w/ Visalia at Lake Elsinore

Hit Streak: 14 Games (2x), Last – 4/5-23 w/ Jackson

# WESTON WILSON • INF/OF



**BATS:** Right **THROWS:** Right **HEIGHT:** 6-3 **WEIGHT:** 195  
**BORN:** September 11, 1994 in High Point, NC  
**RESIDES:** Woodland Hills, CA  
**OPENING DAY AGE:** 26 **MLB SERVICE:** 0.000  
**ACQUIRED:** Drafted by Milwaukee in the 17th Round of the 2016 First-Year Player Draft

## PERSONAL

- Weston Graham Wilson
- 5th professional season; all with Milwaukee
- Signed by Brewers scout Steve Smith

## DID YOU KNOW?

- His brother, Spencer, overcame a rare tissue cancer twice; his story was featured on an ESPN E:60 segment in December 2014 called "Dedication Game."

## HIGH SCHOOL/COLLEGE

- Graduated from Wesleyan Christian (NC) Academy
- Named All-State and All-Conference as a junior and senior...lettered all 4 years
- Attended Clemson University from 2014-16
- Hit .260 with 95 runs, 26 doubles, 4 triples, 14 home runs and 94 RBI in 175 career games
- Named to the ACC Academic Honor Roll

## CAREER STATISTICS

YEAR	CLUB	AVG	G	AB	R	H	2B	3B	HR	RBI	BB	SO	SB	CS	OBP	SLG
2016	Helena	.318	62	233	38	74	16	7	4	38	23	33	5	4	.390	.498
2017	Wisconsin	.277	39	141	22	39	9	2	5	26	16	29	1	5	.366	.475
	Carolina	.241	73	261	26	63	11	1	3	27	16	80	3	0	.298	.326
2018	Carolina	.274	105	383	60	105	23	2	13	62	31	93	7	4	.330	.446
	Biloxi	.239	12	46	5	11	1	0	1	3	3	7	1	1	.286	.326
2019	Biloxi	.231	127	445	70	103	19	3	19	58	58	111	12	3	.324	.416
Minor League Totals		.262	418	1509	221	395	79	15	45	214	147	353	29	17	.334	.423

## 2020

- Did not play affiliated baseball in 2020 due to the pandemic

## 2019

- Played in 127 games with Double-A Biloxi and hit .231 (103-for-445) with 70 runs, 19 doubles, 3 triples, 19 home runs, 58 RBI, 58 walks and 111 strikeouts
- Named a MiLB.com Organization All-Star (Milwaukee)
- Named a Southern League Mid-Season All-Star
- Named MiLB.com Southern League Player of the Month for April when he hit .295 (26-for-88) with 20 runs, 6 doubles, 1 triple, 6 home runs and 18 RBI
- Named Southern League Player of the Week for April 12-18 when he hit .308 (8-for-26) with 3 home runs and 9 RBI
- Finished among Southern League leaders in runs (12nd) and home runs (4th)
- Had 23 multi-hit games and 14 multi-RBI games
- Went 12-for-15 in stolen base attempts

## 2018

- Played in 117 games with Double-A Biloxi (12) and Advanced-A Carolina (105) and hit .270 (116-for-429) with 65 runs, 24 doubles, 2 triples, 14 home runs, 65 RBI, 34 walks and 100 strikeouts
- Named Carolina League Player of the Week for April 23-29 when he hit .412 (7-for-17) with 6 runs, 3 home runs and 5 RBI
- Named Brewers Minor League Player of the Month of July when he hit .476 (41-for-94) with 22 runs, 6 doubles, 1 triple, 5 home runs and 23 RBI
- Had 32 multi-hit games and 17 multi-RBI games
- Recorded a career-best 13-game hitting streak from June 30-July 13 when he hit .447 (21-for-47) with 9 runs, 2 doubles, 1 triple, 2 home runs and 15 RBI
- Played for the Peoria Javelinas in the Arizona Fall League and hit .375 in 13 games

## 2017

- Played in 112 games with Advanced-A Carolina (73) and Single-A Wisconsin (39) and hit .254 (102-for-402) with 48 runs, 20 doubles, 3 triples, 8 home runs, 53 RBI, 32 walks and 109 strikeouts
- Had 28 multi-hit games and 13 multi-RBI games
- Hit over .300 in June (.302) and July (.305)

Weston Wilson Continued on page 113

**2016**

- Played in 62 games with Rookie-Level Helena and hit .318 (74-for-233) with 38 runs, 16 doubles, 7 triples, 4 home runs, 38 RBI, 23 walks and 33 strikeouts
- Had 19 multi-hit games and 7 multi-RBI games
- Had a 10-game hitting streak from August 25-September 3 when he hit .436 (17-for-39) with 9 runs, 3 doubles, 1 triple, 1 home run and 7 RBI

**SINGLE-GAME CAREER BESTS**

Hits: 4 (3x), Last – 4/20/19 w/ Biloxi v. Jacksonville  
 RBI: 5 – 6/18/17 w/ Carolina v. Potomac  
 Runs: 4 (2x), Last – 4/20/19 w/ Biloxi v. Jacksonville  
 HR: 2 (3x), Last – 5/12/19 w/ Biloxi at Jacksonville  
 GS: 1 (2x), Last – 5/24/18 w/ Carolina v. Down East  
 K: 4 (2x), Last – 4/14/18 w/ Carolina at Winston-Salem  
 BB: 3 – 8/11/19 w/ Biloxi at Tennessee  
 SB: 1 (29x), Last – 8/24/19 w/ Biloxi v. Mississippi  
 Hit Streak: 13 Games – 6/30 – 7/13/18 w/ Carolina



# ERIC YARDLEY • RHP



**BATS:** Right **THROWS:** Right **HEIGHT:** 6-0 **WEIGHT:** 167  
**BORN:** August 18, 1990 in Richland, WA  
**RESIDES:** Goodyear, AZ  
**OPENING DAY AGE:** 30 **MLB SERVICE:** 1.040  
**ACQUIRED:** Claimed off waivers from San Diego on November 15, 2019

## PERSONAL

- Eric Christian Yardley
- 9th professional season; 2nd with Milwaukee
- Originally signed as a non-drafted free agent by San Diego on July 21, 2013
- Signed by Padres scout Justin Baughman

## DID YOU KNOW?

- Was to pursue his master's degree but elected instead to play in the Independent Pecos League in 2013... pitched for multiple teams prior to signing with San Diego as a non-drafted free agent

## HIGH SCHOOL/COLLEGE

- Graduated from Richland (WA) High School
- Was a three-year baseball letter winner and helped Richland High to a 24-2 record as a senior
- Named the school's 2009 Scholar-Athlete of the Year
- Attended the Seattle University from 2010-13 and graduated with a bachelor's degree in humanities for teaching
- Appeared in 80 games in his college career and racked up 16 saves
- Became the first Seattle University baseball alum to play in an MLB postseason game

## CAREER STATISTICS

YEAR	CLUB	W-L	ERA	G	GS	CG	SH	SV	IP	H	R	ER	HR	HB	BB	SO	WP
2013	AZL Padres	2-0	1.89	12	0	0	0	2	19.0	15	5	4	0	1	2	18	1
2014	Fort Wayne	2-4	2.95	42	0	0	0	3	58.0	48	24	19	1	4	10	52	1
	San Antonio	0-0	3.00	4	0	0	0	0	6.0	3	2	2	0	1	4	7	0
2015	Lake Elsinore	2-4	2.72	47	0	0	0	16	59.2	66	20	18	2	4	14	49	2
	San Antonio	0-1	5.14	5	0	0	0	0	7.0	10	4	4	2	0	2	1	0
2016	San Antonio	0-2	3.18	12	0	0	0	1	17.0	17	7	6	0	2	3	10	0
	El Paso	3-0	2.85	37	2	0	0	3	53.2	58	19	17	5	1	13	37	0
2017	San Antonio	3-1	2.05	44	0	0	0	6	61.1	52	18	14	2	3	12	52	0
	El Paso	0-1	2.00	5	0	0	0	0	9.0	7	2	2	2	1	1	8	0
2018	San Antonio	2-4	3.43	34	0	0	0	0	39.1	40	19	15	2	1	12	27	1
	El Paso	3-0	5.40	14	0	0	0	1	21.2	25	13	13	2	1	7	10	0
2019	El Paso	0-2	2.83	43	0	0	0	7	63.6	60	27	20	3	4	14	52	0
	SAN DIEGO	0-1	2.31	10	0	0	0	0	11.2	12	5	3	1	1	3	7	0
2020	MILWAUKEE	2-0	1.54	24	0	0	0	0	23.1	19	6	4	2	1	10	19	0
Major League Totals		2-1	1.80	34	0	0	0	0	35.0	31	11	7	3	2	13	26	0
Minor League Totals		17-19	2.90	299	2	0	0	39	415.1	401	160	134	21	23	94	323	5

### 2020

- Went 2-0 with a 1.54 ERA in 24 games with Milwaukee...23.1 IP, 19 H, 6 R, 4 ER, 10 BB, 19 K
- Named the Brewers Unsung Hero as voted on by members of the Milwaukee Chapter of the BBWAA
- His 1.54 ERA tied for fourth among National League relievers (minimum 20 IP)
- Earned his first Major League win on August 16 at Chicago-NL
- Limited hitters to a .224 batting average
- Tossed 2.1 perfect innings with two strikeouts in Game 1 of the NL Wild Card Series at Los Angeles-NL

### 2019

- Went 0-1 with a 2.31 ERA in 10 games with San Diego...11.2 IP, 12 H, 5 R, 3 ER, 3 BB, 7 K
- Went 0-2 with a 2.83 ERA in 43 games with Triple-A El Paso...63.2 IP, 60 H, 27 R, 20 ER, 14 BB, 52 K
- Made his Major League debut on August 21 at Cincinnati...1.1 IP, 2 H, 3 R, 1 ER, 1 BB
- Allowed 5 combined runs in his first two big leagues appearances and then did not allow any over his next 8 appearances
- Went 7-for-9 in save opportunities with El Paso
- Posted a 1.69 ERA over 28 appearances from May-July

### 2018

- Went 5-4 with a 4.13 ERA in 48 games with Triple-A El Paso (14) and Double-A San Antonio (34)...61.0 IP, 65 H, 32 R, 28 ER, 19 BB, 37 K
- Went a 10-game stretch (12 IP) from April 28-May 18 without allowing any runs
- Following the season he pitched for Cibao in the Dominican Winter League

Eric Yardley Continued on page 115

## Eric Yardley Continued

### 2017

- Went 3-2 with a 2.05 ERA in 49 games with Triple-A El Paso (5) and Double-A San Antonio (44)...70.1 IP, 59 H, 20 R, 16 ER, 13 BB, 60 K
- Named a Texas League Mid-Season All-Star
- Posted a sub-2.13 ERA in May (0.66), June (1.74), July (0.82) and August (2.12)
- Limited hitters to a .227 batting average
- Following the season he pitched for Cibao in the Dominican Winter League

### 2016

- Went 3-2 with a 2.93 ERA in 49 games (2 starts) with Triple-A El Paso (37) and Double-A San Antonio (12)...70.2 IP, 75 H, 26 R, 23 ER, 16 BB, 47 K
- Allowed 1 run over his final 18 appearances of the season from July 18-September 4...24.2 IP, 21 H, 1 R, 1 ER, 5 BB, 18 K
- Tossed a career-high 5 innings and struck out a career-high 5 batters on July 24 at Sacramento

### 2015

- Went 2-5 with a 2.97 ERA in 52 games with Double-A San Antonio (5) and Advanced-A Lake Elsinore (47)...66.2 IP, 76 H, 24 R, 22 ER, 16 BB, 50 K
- Named a California League Mid-Season All-Star
- Recorded a 2.72 ERA in 47 games with Lake Elsinore prior to being promoted to San Antonio on August 29
- Following the season he pitched for the Peoria Javelinas in the Arizona Fall League

### 2014

- Went 2-4 with a 2.95 ERA in 46 games with Double-A San Antonio (4) and Single-A Fort Wayne (42)...64.0 IP, 51 R, 26 R, 21 ER, 14 BB, 59 K
- Limited hitters to a .213 batting average

### 2013

- Went 2-0 with a 1.89 ERA in 12 games with the AZL Padres...19.0 IP, 15 H, 5 R, 4 ER, 2 BB, 18 K
- Limited hitters to a .205 batting average

## **SINGLE-GAME CAREER BESTS**

Innings: 5.0 – 7/24/16 w/ El Paso at Sacramento

Strikeouts: 5 – 7/24/16 w/ El Paso at Sacramento

10+ K Games: None

Walks: 3 (4x), Last – 8/29/18 w/ San Antonio at Midland

Shutouts: None

Complete Games: None

Hits: 8 – 7/20/18 w/ El Paso v. Sacramento

Runs: 6 (2x), Last – 5/21/19 w/ El Paso v. Reno

HR: 2 (5x), Last – 4/10/18 w/ El Paso v. Salt Lake

Winning Streak: 3 Games (3x), Last – 4/21 – 6/7/17 w/ San Antonio

Losing Streak: 4 Games – 5/16 – 8/9/14 w/ Fort Wayne



# OPPONENTS



# CHARLOTTE KNIGHTS

**Affiliate: Chicago White Sox (Since 1999)**

**Southeast Division**

**324 South Mint Street**

**Charlotte, NC 28202**

**www.charlotteknights.com**



## **Field Staff**

Manager.....Wes Helms  
Pitching Coach.....Matt Zaleski  
Hitting Coach.....Chris Johnson  
Athletic Trainer.....Cory Barton  
Performance Coach.....Shawn Powell

## **Front Office**

Chief Operating Officer.....Dan Rajkowski  
General Manager.....Rob Egan  
Media Contact.....Tommy Viola  
Broadcaster.....Matt Świerad

## **Ballpark Information**

Truist Field (Opened in 2014)  
Capacity.....10,200  
Dimensions.....LF: 330', CF: 400', RF:315'

## **Hotel Information**

Doubletree Uptown Charlotte  
895 W. Trade Street  
Charlotte, NC 28202

## **2021 Chicago White Sox Top Prospects**

\*As ranked by Baseball America\*

- |                       |                         |
|-----------------------|-------------------------|
| 1. Andrew Vaughn, 1B  | 6. Matthew Thompson, P  |
| 2. Michael Kopech, P  | 7. Jonathan Stiever, P  |
| 3. Nick Madrigal, 2B  | 8. Andrew Dalquist, P   |
| 4. Garrett Crochet, P | 9. Luis Gonzalez, OF    |
| 5. Jared Kelley, P    | 10. Gavin Sheets, OF/1B |

## **2021 vs. Charlotte**

### **In Nashville**

June 22 - 7:05 p.m.  
June 23 - 7:05 p.m.  
June 24 - 7:05 p.m.  
June 25 - 7:05 p.m.  
June 26 - 7:05 p.m.  
June 27 - 6:15 p.m.

### **In Charlotte**

June 1 - 6:04 p.m.  
June 2 - 6:04 p.m.  
June 3 - 6:04 p.m.  
June 4 - 6:04 p.m.  
June 5 - 5:04 p.m.  
June 6 - 1:04 p.m.

All Times Listed Central

## **ALL-TIME SERIES: 0-0 (2021-)**

All-time in Nashville: 0-0  
All-time in Charlotte: 0-0

**OPPONENTS**

# COLUMBUS CLIPPERS

**Affiliate: Cleveland Indians (2009)**

Midwest Division

330 Huntington Park Lane

Columbus, OH 43215

www.clippersbaseball.com



## Field Staff

Manager.....Andy Tracy  
Pitching Coach.....Rigo Beltran  
Hitting Coach.....Jason Esposito  
Coach.....J.T. McGuire  
Athletic Trainer.....Jeremy Heller  
Strength Coach.....Travis Roberson

## Front Office

President & GM.....Ken Schnacke  
Vice President.....Mark Warren  
Media Contact.....Joe Santry  
Broadcaster.....Ryan Mitchell

## Ballpark Information

Huntington Park (Opened in 2009)  
Capacity.....10,100  
Dimensions.....LF: 325', CF: 400', RF:318'

## Hotel Information

Soneta Columbus Downtown  
33 East Nationwide Blvd.  
Columbus, OH 43215

## 2021 vs. Columbus

### In Nashville

July 27 - 7:05 p.m.  
July 28 - 7:05 p.m.  
July 29 - 7:05 p.m.  
July 30 - 7:05 p.m.  
July 31 - 7:05 p.m.  
August 1 - 6:15 p.m.

### In Columbus

May 25 - 6:05 p.m.  
May 26 - 6:05 p.m.  
May 27 - 6:05 p.m.  
May 28 - 6:05 p.m.  
May 29 - 6:05 p.m.  
May 30 - 1:05 p.m.

All Times Listed Central

## ALL-TIME SERIES: 10-11 (1988-)

All-time in Nashville: 6-5

All-time in Columbus: 4-6

YEAR	HOME	ROAD	TOTALS
1991	1-1	1-2	2-3
1990	2-1	1-1	3-2
1989	2-1	1-2	3-3
1988	1-2	1-1	2-3

## 2021 Cleveland Indians Top Prospects

\*As ranked by Baseball America\*

- |                        |                       |
|------------------------|-----------------------|
| 1. Triston McKenzie, P | 6. George Valera, OF  |
| 2. Nolan Jones, 3B     | 7. Gabriel Arias, SS  |
| 3. Andres Gimenez, INF | 8. Brayan Rocchio, SS |
| 4. Tyler Freeman, SS   | 9. Daniel Espino, P   |
| 5. Bo Naylor, C        | 10. Ethan Hankins, P  |

# GWINNETT STRIPERS

**Affiliate: Atlanta Braves (Since 2009)**

**Southeast Division**

**One Braves Avenue**

**Lawrenceville, GA 30043**

**www.GoStripers.com**



## **Field Staff**

Manager.....Matt Tuiaosopo  
Pitching Coach.....Mike Maroth  
Hitting Coach.....Carlos Mendez  
Coach.....Wigberto Nevarez  
Athletic Trainer.....T.J. Saunders  
Strength & Conditioning Coach.....Paul Howey

## **Front Office**

Vice President & General Manager.....Adam English  
Assistant General Manager.....Erin O'Donnell  
Media Contact.....Dave Lezotte

## **Ballpark Information**

Coolray Field (Opened in 2009)  
Capacity.....10,427  
Dimensions.....LF: 335', CF: 400', RF:335'

## **Hotel Information**

Courtyard By Marriott Buford  
1405 Mall of Georgia Blvd.  
Buford, GA 30519

Fairfield Inn & Suites Buford  
1355 Mall of Georgia Blvd  
Buford, GA 30519

## **2021 Atlanta Braves Top Prospects**

\*As ranked by Baseball America\*

- |                       |                         |
|-----------------------|-------------------------|
| 1. Cristian Pache, OF | 6. William Contreras, C |
| 2. Ian Anderson, P    | 7. Kyle Muller, P       |
| 3. Drew Waters, OF    | 8. Braden Shewmake, SS  |
| 4. Shea Langeliers, C | 9. Jared Shuster, P     |
| 5. Bryse Wilson, P    | 10. Tucker Davidson, P  |

## **2021 vs. Gwinnett**

### In Nashville

May 18 - 6:35 p.m.  
May 19 - 6:35 p.m.  
May 20 - 6:35 p.m.  
May 21 - 6:35 p.m.  
May 22 - 6:35 p.m.  
May 23 - 2:05 p.m.  
August 24 - 7:05 p.m.  
August 25 - 7:05 p.m.  
August 26 - 7:05 p.m.  
August 27 - 7:05 p.m.  
August 28 - 7:05 p.m.  
August 29 - 6:15 p.m.

### In Gwinnett

June 15 - 6:05 p.m.  
June 16 - 6:05 p.m.  
June 17 - 6:05 p.m.  
June 18 - 6:05 p.m.  
June 19 - 5:05 p.m.  
June 20 - 12:05 p.m.  
July 6 - 6:05 p.m.  
July 7 - 6:05 p.m.  
July 8 - 6:05 p.m.  
July 9 - 6:05 p.m.  
July 10 - 5:05 p.m.  
July 11 - 12:05 p.m.  
Sept. 14 - 6:05 p.m.  
Sept. 15 - 6:05 p.m.  
Sept. 16 - 6:05 p.m.  
Sept. 17 - 6:05 p.m.  
Sept. 18 - 5:05 p.m.  
Sept. 19 - 12:05 p.m.

All Times Listed Central

## **ALL-TIME SERIES: 0-0 (2021-)**

All-time in Nashville: 0-0

All-time in Gwinnett: 0-0

**OPONENTS**

# INDIANAPOLIS INDIANS



**Affiliate: Pittsburgh Pirates (Since 2005)**

**Midwest Division**

**501 W. Maryland Street**

**Indianapolis, IN 46225**

**www.indyindians.com**

## Field Staff

Manager.....Brian Esposito  
Pitching Coach.....Joel Hanrahan  
Hitting Coach.....Jon Nunnally  
Coach.....Gustavo Omana  
Athletic Trainer.....Justin Ahrens  
Strength & Conditioning Coach.....Alan Burr

## Front Office

Chief Executive Officer.....Bruce Schumacher  
President & GM.....Randy Lewandowski  
Media Contact.....Cheyne Reiter / Anna Kayser  
Broadcaster.....Howard Kellman

## Ballpark Information

Victory Field (Built in 1996)  
Capacity.....14,230  
Dimensions.....LF: 320', CF: 402', RF:320'

## 2021 Pittsburgh Pirates Top Prospects

\*As ranked by Baseball America\*

- |                         |                      |
|-------------------------|----------------------|
| 1. Ke'Bryan Hayes, 3B   | 6. Hudson Head, OF   |
| 2. Oneil Cruz, SS       | 7. Cody Bolton, P    |
| 3. Nick Gonzales, SS/2B | 8. Tahnaj Thomas, P  |
| 4. Quinn Priester, P    | 9. Brennan Malone, P |
| 5. Liover Puguero, SS   | 10. Miguel Yajure, P |

## 2021 vs. Indianapolis

### In Nashville

June 8 - 7:05 p.m.  
June 9 - 7:05 p.m.  
June 10 - 7:05 p.m.  
June 11 - 7:05 p.m.  
June 12 - 7:05 p.m.  
June 13 - 2:05 p.m.

### In Indianapolis

All Times Listed Central

## ALL-TIME SERIES: 139-148 (1988-)

All-time in Nashville: 76-69

All-time in Indianapolis: 63-79

YEAR	HOME	ROAD	TOTALS
1997	6-6	5-7	11-13
1996	6-6	4-8	10-14
1995	3-9	7-5	10-14
1994	5-7	4-8	9-15
1993	11-1	6-5	17-6
1992	4-5	6-9	10-14
1991	3-6	3-6	6-12
1990	5-4	7-2	12-6
1989	3-6	5-4	8-10
1988	8-1	3-6	11-7
1987	3-7	6-4	9-11
1986	8-5	4-9	12-14
1985	9-4	5-8	14-12

# JACKSONVILLE JUMBO SHRIMP

**Affiliate: Miami Marlins (Since 2017)**

Southeast Division

301 A Philip Randolph Blvd

Jacksonville, FL 32202

[www.jaxshrimp.com](http://www.jaxshrimp.com)



## Field Staff

Manager.....Al Pedrique  
Pitching Coach.....Jeremy Powell  
Hitting Coach.....Phil Plantier  
Defensive Coach.....Danny Black  
Athletic Trainer.....Greg Harrel  
Strength & Conditioning Coach.....Jon Cioffi

## Front Office

Chief Executive Officer.....Ken Babby  
General Manager.....Harold Craw  
Media Contact.....Scott Kornberg  
Broadcaster.....Scott Kornberg

## Ballpark Information

121 Financial Ballpark (Opened in 2003)  
Capacity.....11,000  
Dimensions.....LF: 321', CF: 420', RF:317'

## Hotel Information

Doubletree Riverfront  
1201 Riverplace Blvd.  
Jacksonville, FL 32207

## 2021 Miami Marlins Top Prospects

\*As ranked by Baseball America\*

- |                      |                       |
|----------------------|-----------------------|
| 1. Sixto Sanchez, P  | 6. Trevor Rogers, P   |
| 2. JJ Bleday, OF     | 7. Lewin Diaz, 1B     |
| 3. Max Meyer, P      | 8. Jesus Sanchez, OF  |
| 4. Jazz Chisholm, SS | 9. Braxton Garrett, P |
| 5. Edward Cabrera, P | 10. Jose Devers, SS   |

## 2021 vs. Jacksonville

### In Nashville

### In Jacksonville

July 20 - 6:05 p.m.  
July 21 - 11:05 a.m.  
July 22 - 6:05 p.m.  
July 23 - 6:05 p.m.  
July 24 - 5:35 p.m.  
July 25 - 5:35 p.m.

All Times Listed Central

## ALL-TIME SERIES: 0-0 (2021-)

All-time in Nashville: 0-0

All-time in Jacksonville: 0-0

OPPONENTS



# LOUISVILLE BATS

**Affiliate: Cincinnati Reds (Since 2000)**

**Midwest Division**

**401 E. Main Street**

**Louisville, KY 40202**

**www.batsbaseball.com**



## Field Staff

Manager.....Pat Kelly  
Pitching Coach.....Seth Etherton  
Hitting Coach.....Alex Pelaez  
Bench Coach.....Kevin Mahar  
Athletic Trainer.....Steve Gober  
Strength & Conditioning Coach.....Justin Bucko

## Front Office

Senior VP.....Greg Gallette  
Media Contact.....Chris Robinson  
Broadcaster.....TBD

## Ballpark Information

Louisville Slugger Field (Opened in 2000)  
Capacity.....13,131  
Dimensions.....LF: 325', CF: 405', RF:340'

## Hotel Information

Omni Louisville  
400 S. 2nd Street  
Louisville, KY 40202

## 2021 Cincinnati Reds Top Prospects

\*As ranked by Baseball America\*

- |                          |                      |
|--------------------------|----------------------|
| 1. Jose Garcia, SS       | 6. Tejay Antone, P   |
| 2. Austin Hendrick, OF   | 7. Nick Lodolo, P    |
| 3. Jonathan India, 2B/3B | 8. Reese Hinds, 3B   |
| 4. Tyler Stephenson, C   | 9. Tony Santillan, P |
| 5. Hunter Greene, P      | 10. Mike Siani, OF   |

## 2021 vs. Louisville

### In Nashville

June 29 - 7:05 p.m.  
June 30 - 7:05 p.m.  
July 1 - 7:05 p.m.  
July 2 - 7:05 p.m.  
July 3 - 7:05 p.m.  
July 4 - 6:15 p.m.  
July 15 - 7:05 p.m.  
July 16 - 7:05 p.m.  
July 17 - 7:05 p.m.  
July 18 - 6:15 p.m.

### In Louisville

August 10 - 5:30 p.m.  
August 11 - 5:30 p.m.  
August 12 - 5:30 p.m.  
August 13 - 6:00 p.m.  
August 14 - 6:00 p.m.  
August 15 - Noon  
August 31 - 5:30 p.m.  
Sept. 1 - 5:30 p.m.  
Sept. 2 - 5:30 p.m.  
Sept. 3 - 6:00 p.m.  
Sept. 4 - 6:00 p.m.  
Sept. 5 - 5:30 p.m.

All Times Listed Central

## ALL-TIME SERIES: 102-89 (1988-)

All-time in Nashville: 62-38

All-time in Louisville: 40-51

YEAR	HOME	ROAD	TOTALS
1997	8-7	5-4	13-11
1996	6-6	7-5	13-11
1995	N/A	N/A	N/A
1994	10-2	7-5	17-7
1993	8-4	5-7	13-11
1992	7-5	4-8	11-13
1991	8-2	3-4	11-6
1990	7-2	3-6	10-8
1989	2-7	2-7	4-14
1988	6-3	4-5	10-8

# MEMPHIS REDBIRDS

**Affiliate: St. Louis Cardinals (Since 1998)**

**Southeast Division**

**200 Union Ave.**

**Memphis, TN 38103**

**www.memphisredbirds.com**



## Field Staff

Manager.....Ben Johnson  
Pitching Coach.....Dernier Orozco  
Hitting Coach.....Brandon Allen  
Athletic Trainer.....Dan Martin  
Strength Coach.....Frank Witkowski

## Front Office

President & General Manager.....Craig Unger  
Media Contact.....Justin Gallanty  
Broadcaster.....Evan Stockton

## Ballpark Information

AutoZone Park (Built in 2000)  
Capacity.....10,000  
Dimensions.....LF: 319', CF: 400', RF:323'

## Hotel Information

Holiday Inn Downtown Memphis  
160 Union Avenue  
Memphis, TN 38103  
Phone: 901-525-5491

## 2021 St. Louis Cardinals Top Prospects

\*As ranked by Baseball America\*

- |                       |                         |
|-----------------------|-------------------------|
| 1. Dylan Carlson, OF  | 6. Zack Thompson, P     |
| 2. Nolan Gorman, 3B   | 7. Andrew Knizner, C    |
| 3. Genesis Cabrera, P | 8. Lane Thomas, OF      |
| 4. Ryan Helsley, P    | 9. Elehuris Montero, 3B |
| 5. Ivan Herrera, C    | 10. Randy Arozarena, OF |

## 2021 vs. Memphis

### In Nashville

May 11 - 6:35 p.m.  
May 12 - 6:35 p.m.  
May 13 - 6:35 p.m.  
May 14 - 6:35 p.m.  
May 15 - 6:35 p.m.  
May 16 - 2:05 p.m.  
Sept. 7 - 7:05 p.m.  
Sept. 8 - 7:05 p.m.  
Sept. 9 - 7:05 p.m.  
Sept. 10 - 7:05 p.m.  
Sept. 11 - 7:05 p.m.  
Sept. 12 - 6:15 p.m.

### In Memphis

August 17 - 7:10 p.m.  
August 18 - 7:10 p.m.  
August 19 - 7:10 p.m.  
August 20 - 7:10 p.m.  
August 21 - 6:35 p.m.  
August 22 - 2:05 p.m.

All Times Listed Central

## ALL-TIME SERIES: 186-162 (1998-)

All-time in Nashville: 92-79

All-time in Memphis: 94-83

YEAR	HOME	ROAD	TOTALS
2019	4-4	5-3	9-7
2018	5-3	4-4	9-7
2017	2-5	4-3	6-8
2016	3-5	5-3	8-8
2015	4-4	4-4	8-8
2014	5-3	3-5	8-8
2013	3-5	4-4	7-9
2012	3-5	6-2	9-7
2011	4-4	2-6	6-10
2010	4-2	5-5	9-7
2009	6-2	4-4	10-6
2008	2-6	4-4	6-10
2007	5-3	6-2	11-5
2006	5-3	5-3	10-6
2005	6-2	2-6	8-8
2004	3-5	4-4	7-9
2003	7-1	2-6	9-7
2002	5-2	6-3	11-5
2001	5-3	5-3	10-6
2000	2-5	5-2	7-7
1999	4-4	4-4	8-8
1998	5-3	5-3	10-6

# TOLEDO MUD HENS

**Affiliate: Detroit Tigers (Since 1987)**

**Midwest Division**

**406 Washington Street**

**Toledo, OH 43604**

**www.mudhens.com**



## Field Staff

Manager.....Tom Prince  
Pitching Coach.....Doug Bochtler  
Hitting Coach.....Mike Hessman  
Development Coach.....CJ Wamsley  
Athletic Trainer.....Jason Schwartzman  
Strength & Conditioning Coach.....Dan Morrison

## Front Office

President & CEO .....Joe Napoli  
Executive VP & GM.....Erik Ibsen  
Media Contact.....Andi Roman  
Broadcaster.....Jim Weber

## Ballpark Information

Fifth Third Field (Opened in 2002)  
Capacity.....10,300  
Dimensions.....LF: 320', CF: 400', RF:320'

## Hotel Information

Renaissance Toledo Downtown  
444 N. Summit Street  
Toledo, OH 43604

## 2021 Detroit Tigers Top Prospects

\*As ranked by Baseball America\*

- |                          |                       |
|--------------------------|-----------------------|
| 1. Spencer Torkelson, 1B | 6. Isaac Paredes, 3B  |
| 2. Tarik Skubal, P       | 7. Dillon Dingler, C  |
| 3. Casey Mize, P         | 8. Daz Cameron, OF    |
| 4. Matt Manning, P       | 9. Daniel Cabrera, OF |
| 5. Riley Greene, OF      | 10. Gage Workman, 3B  |

## 2021 vs. Toledo

### In Nashville

August 3 - 7:05 p.m.  
August 4 - 7:05 p.m.  
August 5 - 7:05 p.m.  
August 6 - 7:05 p.m.  
August 7 - 7:05 p.m.  
August 8 - 6:15 p.m.

### In Toledo

May 4 - 5:35 p.m.  
May 5 - 5:35 p.m.  
May 6 - 5:35 p.m.  
May 7 - 6:05 p.m.  
May 8 - 4:05 p.m.  
May 9 - 1:05 p.m.

All Times Listed Central

## ALL-TIME SERIES: 12-8 (1988-)

All-time in Nashville: 8-1

All-time in Toledo: 4-7

YEAR	HOME	ROAD	TOTALS
1991	3-0	1-1	4-1
1990	1-1	1-2	2-3
1989	2-0	0-3	2-3
1988	2-0	2-1	4-1

# TRIPLE-A EAST LEAGUE CLUB DIRECTORY

## **BUFFALO BISCONS**

1 James D. Griffin Plaza  
Buffalo, NY 14203  
Phone: 716-846-2000  
www.biscons.com

Stadium: Sahlen Field  
Affiliation: Toronto Blue Jays  
(2013)

## **DURHAM BULLS**

409 Blackwell Street  
Durham, NC 27701  
Phone: 919-687-6500  
www.durhambulls.com

Stadium: Durham Bulls Athletic Park  
Affiliation: Tampa Bay Rays  
(1988)

## **IOWA CUBS**

One Line Drive  
Des Moines, IA 50309  
Phone: 515-243-6111  
www.iowacubs.com

Stadium: Principal Park  
Affiliation: Chicago Cubs  
(1981)

## **LOUISVILLE BATS**

401 E. Main Street  
Louisville, KY 40202  
Phone: 502-515-2287  
www.batsbaseball.com

Stadium: Louisville Slugger Field  
Affiliation: Cincinnati Reds  
(2000)

## **NORFOLK TIDES**

150 Park Avenue  
Norfolk, VA 23510  
Phone: 757-622-2222  
www.norfolktides.com

Stadium: Harbor Park  
Affiliation: Baltimore Orioles  
(2007)

## **SCRANTON/WILKES-BARRE RAILRIDERS**

235 Montage Mountain Road  
Moosic, PA 18507  
Phone: 570-969-2255  
www.swbrailriders.com

Stadium: PNC Field  
Affiliation: New York Yankees  
(2007)

## **TOLEDO MUD HENS**

406 Washington Street  
Toledo, OH 43604  
Phone: 419-725-4367  
www.mudhens.com

Stadium: Fifth Third Field  
Affiliation: Detroit Tigers  
(1987)

## **CHARLOTTE KNIGHTS**

324 South Mint Street  
Charlotte, NC 28202  
Phone: 704-274-8300  
www.charlotteknights.com

Stadium: Truist Field  
Affiliation: Chicago White Sox  
(1999)

## **GWINNETT STRIPERS**

One Braves Avenue  
Lawrenceville, GA 30043  
Phone: 678-277-0300  
www.gostripers.com

Stadium: Coolray Field  
Affiliation: Atlanta Braves  
(2009)

## **JACKSONVILLE JUMBO SHRIMP**

301 A. Philip Randolph Blvd  
Jacksonville, FL 32202  
Phone: 904-358-2846  
www.jaxshrimp.com

Stadium: 121 Financial Ballpark  
Affiliation: Miami Marlins  
(2017)

## **MEMPHIS REDBIRDS**

200 Union Ave.  
Memphis, TN 38103  
Phone: 901-721-6000  
www.memphisredbirds.com

Stadium: AutoZone Park  
Affiliation: St. Louis Cardinals  
(1998)

## **OMAHA STORM CHASERS**

12356 Ballpark Way  
Papillion, NE 68406  
Phone: 402-738-5100  
www.omahastormchasers.com

Stadium: Werner Park  
Affiliation: Kansas City Royals  
(1969)

## **ST. PAUL SAINTS**

360 Broadway Street  
St. Paul, MN 55101  
Phone: 651-644-3517  
www.saintsbaseball.com

Stadium: CHS Field  
Affiliation: Minnesota Twins  
(2021)

## **COLUMBUS CLIPPERS**

330 Huntington Park Lane  
Columbus, OH 43215  
Phone: 614-462-5250  
www.clippersbaseball.com

Stadium: Huntington Park  
Affiliation: Cleveland Indians  
(2009)

## **INDIANAPOLIS INDIANS**

501 W. Maryland Street  
Indianapolis, IN 46225  
Phone: 317-269-3542  
www.indyindians.com

Stadium: Victory Field  
Affiliation: Pittsburgh Pirates  
(2005)

## **LEHIGH VALLEY IRONPIGS**

1050 IronPigs Way  
Allentown, PA 18109  
Phone: 610-841-7447  
www.ironpigsbaseball.com

Stadium: Coca-Cola Park  
Affiliation: Philadelphia Phillies  
(2008)

## **NASHVILLE SOUNDS**

19 Junior Gilliam Way  
Nashville, TN 37219  
Phone: 615-690-4487  
www.nashvillesounds.com

Stadium: First Horizon Park  
Affiliation: Milwaukee Brewers  
(2021)

## **ROCHESTER RED WINGS**

One Morrie Silver Way  
Rochester, NY 14608  
Phone: 716-454-1001  
www.redwingsbaseball.com

Stadium: Frontier Field  
Affiliation: Washington Nationals  
(2021)

## **SYRACUSE METS**

One Tex Simone Drive  
Syracuse, NY 13208  
Phone: 315-474-7833  
www.syracusemets.com

Stadium: NBT Bank Stadium  
Affiliation: New York Mets  
(2019)

## **WORCHESTER RED SOX**

122 Madison Street  
Worcester, MA 01610  
Phone: 508-500-8888  
www.gowooosox.com

Stadium: Polar Park  
Affiliation: Boston Red Sox  
(2021)

# 2019 IN REVIEW





## 2019 FINAL STATISTICS

BATTERS	AVG	G	AB	R	H	2B	3B	HR	RBI	TB	BB	IBB	SO	SB	CS	OBP	SLG	OPS	SF	SAC	HBP
Bandy, Jett	.231	71	242	34	56	9	0	13	33	104	16	0	70	0	2	.303	.430	.733	0	1	9
* Beck, Preston	.340	14	50	6	17	3	1	0	9	22	7	0	8	0	0	.414	.440	.854	1	0	0
* Calhoun, Willie	.297	41	138	23	41	8	0	8	28	73	32	0	24	1	1	.433	.529	.962	0	1	1
Cole, Hunter	.308	34	104	18	32	6	1	5	18	55	12	0	33	0	1	.379	.529	.908	0	0	0
d'Arnaud, Chase	.164	46	152	20	25	5	0	6	18	48	21	0	54	4	2	.279	.316	.595	2	0	4
Davidson, Matt	.264	124	469	74	124	24	0	33	101	247	42	2	151	1	0	.339	.527	.866	4	0	13
Depreta-Johnson, Tyler	.111	3	9	1	1	1	0	0	1	2	1	0	5	0	0	.200	.222	.422	0	0	0
DeShields, Delino	.258	15	66	10	17	3	0	3	11	29	8	0	17	8	0	.338	.439	.777	0	1	0
Federowicz, Tim	.140	16	57	5	8	0	0	1	8	11	4	0	16	0	0	.190	.193	.383	2	0	0
* Fontana, Nolan	.167	38	108	14	18	4	0	3	10	31	21	0	40	0	0	.311	.287	.598	1	0	2
* Granite, Zack	.290	119	504	66	146	18	8	3	37	189	31	0	45	25	13	.331	.375	.706	4	0	2
* Guzmán, Ronald	.308	30	117	22	36	8	0	5	16	59	17	1	31	0	0	.400	.504	.904	0	0	1
Heineman, Scott	.340	42	159	34	54	6	2	8	25	88	17	0	45	4	3	.412	.553	.966	2	0	4
Ibáñez, Andy	.300	121	467	91	140	30	1	20	53	232	53	1	91	7	7	.375	.497	.871	2	3	4
Kapers, Scott	.000	1	3	0	0	0	0	0	0	1	0	1	0	0	0	.250	.000	.250	0	0	0
Kiner-Falefa, Isiah	.147	9	34	3	5	3	0	0	2	8	1	0	6	1	0	.216	.235	.452	0	0	2
Lopes, Christian	.272	54	195	24	53	15	0	5	33	83	24	0	45	4	4	.364	.426	.790	1	3	5
Maness, Seth	.000	1	2	0	0	0	0	0	0	0	0	0	0	0	0	.000	.000	.000	0	0	0
# Mendoza, Kevin	.182	8	22	3	4	0	0	0	1	4	1	0	7	0	0	.217	.182	.399	0	0	0
Moore, Adam	.255	31	106	13	27	2	1	2	19	37	17	0	45	0	0	.363	.349	.712	0	0	1
Moorman, Chuck	.500	1	4	0	2	1	0	0	0	3	0	0	0	0	0	.500	.750	1.250	0	0	0
* Odor, Rougned	.286	2	7	1	2	1	0	1	2	6	0	0	3	0	0	.286	.857	1.143	0	0	0
* Pill, Tyler	.233	31	103	13	24	3	0	2	11	33	12	0	21	0	0	.322	.320	.643	3	0	3
Profar, Juremi	.163	23	86	10	14	2	0	0	7	16	7	0	18	0	0	.232	.186	.418	1	0	1
Rollin, Franklin	.100	8	20	3	2	0	0	0	0	2	1	0	8	1	0	.143	.100	.243	0	1	0
# Santana, Danny	.343	9	35	4	12	4	1	0	6	18	4	0	10	1	1	.425	.514	.939	0	0	1
Solak, Nick	.347	30	118	23	41	6	0	10	27	77	6	0	25	2	0	.386	.653	1.038	1	1	2
Tocci, Carlos	.244	89	328	45	80	9	0	4	31	101	30	0	64	4	6	.313	.308	.621	4	0	5
Trevino, Jose	.226	40	146	16	33	10	0	2	22	49	8	0	28	2	0	.263	.336	.598	2	0	0
* Viera, Husuan	.308	4	13	1	4	0	0	0	0	4	4	0	5	0	1	.471	.308	.778	0	0	0
White, Eli	.253	116	438	63	111	20	5	14	43	183	43	0	138	14	5	.337	.418	.755	3	1	14
Wisdom, Patrick	.240	107	396	68	95	15	0	31	74	203	53	3	125	8	2	.332	.513	.844	1	1	2
Team Total	.261	138	4698	708	1224	216	20	179	658	2017	494	7	1179	87	48	.338	.429	.768	34	13	76

PITCHERS	W	L	ERA	G	GS	CG	SH	SV	SVO	IP	H	R	ER	HR	HB	BB	IBB	SO	BK	WP	WHIP	AVG	HD
* Allard, Kolby	0	0	0.00	1	1	0	0	0	0	5.0	4	0	0	0	0	2	8	0	0	1.20	.235	0	0
Bandy, Jett	0	1	3.86	3	0	0	0	0	0	2.1	3	1	1	0	0	2	0	1	0	0	2.14	.333	0
Barlow, Joe	1	1	8.83	19	0	0	0	0	1	17.1	23	17	17	1	0	21	0	22	0	2	2.54	.319	4
* Benjamin, Wes	7	6	5.52	27	25	0	0	1	1	135.1	154	96	83	24	2	53	0	114	0	4	1.53	.284	0
Bibens-Dirkx, Austin	2	3	7.98	8	8	0	0	0	0	38.1	49	35	34	11	1	15	0	33	0	3	1.67	.304	0
* Bird, Kyle	5	1	2.86	29	0	0	0	2	4	34.2	35	11	11	4	2	15	0	39	2	3	1.44	.263	3
* Burke, Brock	0	0	7.88	2	2	0	0	0	0	8.0	12	7	7	1	1	6	0	11	0	2	2.25	.343	0
Carle, Shane	1	0	8.10	7	0	0	0	0	1	6.2	13	7	6	0	0	3	0	4	0	1	2.40	.394	0
Carpenter, David	2	0	1.63	39	0	0	0	21	22	38.2	30	8	7	3	2	13	0	42	0	0	1.11	.219	0
* Curtis, Zac	1	1	8.90	22	0	0	0	1	1	30.1	36	33	30	10	4	25	1	40	0	1	2.01	.286	1
Davidson, Matt	0	0	0.00	1	0	0	0	0	0	1.0	2	0	0	0	0	0	0	0	0	0	2.00	.333	0
* Del Pozo, Miguel	2	3	5.12	38	0	0	0	1	2	45.2	53	27	26	5	4	21	1	65	1	5	1.62	.294	2
Depreta-Johnson, Tyler	0	1	9.00	1	0	0	0	0	0	2.0	3	4	2	1	0	0	0	1	0	0	1.50	.375	0
Dillard, Tim	9	9	4.75	33	21	1	0	0	0	153.1	169	93	81	16	20	37	2	103	4	1	1.34	.280	1
Dowdy, Kyle	1	1	6.57	8	1	0	0	0	1	12.1	13	12	9	0	3	10	0	11	0	5	1.86	.277	1
Espinal, Yoel	0	0	5.40	4	0	0	0	0	0	5.0	2	3	3	1	4	8	0	5	0	3	2.00	.125	0
Fairbanks, Pete	0	0	11.37	7	0	0	0	0	1	6.1	10	8	8	1	0	2	0	11	0	1	1.89	.370	0
* Feigl, Brady	2	0	3.43	14	0	0	0	0	2	21.0	19	9	8	3	0	3	0	24	0	0	1.05	.247	0
Fields, Josh	1	1	5.82	17	0	0	0	3	3	17.0	19	13	11	7	2	6	0	19	0	0	1.47	.284	1
Gardevine, Nick	0	0	0.00	4	0	0	0	1	1	4.1	3	0	0	0	0	2	0	8	0	0	1.15	.176	0
Garrett, Reed	1	3	4.91	34	0	0	0	2	2	40.1	48	23	22	4	2	19	1	40	0	4	1.66	.300	5
Gibaut, Ian	0	1	7.94	6	0	0	0	0	1	5.2	8	5	5	0	0	4	0	6	1	0	2.12	.333	0
Guernieri, Taylor	1	3	3.47	23	2	0	0	0	0	36.1	36	15	14	1	1	15	0	39	1	3	1.40	.265	2
Hearn, Taylor	1	3	4.05	4	4	0	0	0	0	20.0	14	9	9	3	3	10	0	26	0	1	1.20	.200	0
Hernandez, Ariel	0	0	2.08	4	0	0	0	0	0	4.1	1	1	1	0	0	0	0	2	0	0	0.23	.071	1
Herrera, Ronald	1	4	13.02	8	5	0	0	0	1	18.2	29	29	27	9	3	10	0	17	1	0	2.09	.345	0
Huang, Wei-Chieh	1	2	6.10	18	3	0	0	0	1	31.0	24	23	21	5	3	25	0	42	0	4	1.58	.214	1
* Jones, James	1	0	3.52	5	0	0	0	0	0	7.2	6	3	3	0	1	1	0	7	0	1	0.91	.231	2
Jurado, Ariel	3	0	3.57	4	4	0	0	0	0	22.2	29	9	9	1	1	2	0	22	0	1	1.37	.315	0
Kuzia, Joe	0	0	3.86	2	0	0	0	0	0	2.1	2	1	1	0	1	1	0	3	0	0	1.29	.222	0
Leal, Werner	0	0	0.00	1	0	0	0	0	0	1.2	3	1	0	0	0	1	0	0	0	1	2.40	.375	1
Lemoine, Jake	0	2	9.82	18	0	0	0	1	2	22.0	40	24	24	3	0	11	1	23	0	2	2.32	.381	2
Maness, Seth	8	4	5.38	21	21	0	0	0	0	117.0	155	74	70	19	5	16	0	69	0	0	1.46	.317	0
* Martin, Brett	0	0	0.71	10	0	0	0	1	1	12.2	10	1	1	0	0	4	0	19	0	0	1.11	.213	4
* Martin, Jarret	0	0	17.47	4	0	0	0	0	0	5.2	10	12	11	0	0	2	0	6	0	2	3.35	.400	0
* Méndez, Yoander	0	1	4.91	5	0	0	0	0	1	7.1	3	4	4	1	2	2	0	15	0	0	0.68	.125	0
Montero, Rafael	1	0	0.00	1	0	0	0	0	0	2.1	0	0	0	0	0	0	0	4	0	0	0.00	.000	0
* Palumbo, Joe	3	0	2.67	6	6	0	0	0	0	27.0	13	9	8	4	1	10	0	39	1	1	0.85	.143	0
Payano, Pedro	2	3	5.44	11	10	0	0	0	0	41.1	42	33	25	8	6	28	0	44	0	3	1.69	.259	0
* Pelham, CD	0	1	11.81	13	0	0	0	0	1	10.2	16	15	14	2	2	11	0	7	0	0	2.53	.340	1
Peña, Richelson	1	5	7.82	7	7	0	0	0	0	35.2	41	35	31	8	1	11	0	27	1	0	1.46	.289	0
Petriccia, Jake	1	1	5.06	24	0	0	0	4	5	26.2	29	16	15	3	1	11	0	29	0	3	1.50	.271	6
Pill, Tyler	0	0	0.00	1	0	0	0	0	0	1.0	1	0	0	0	0	0	0	1	0	0	1.00	.250	0
* Springs, Jeffrey	3	0	3.86	6	0	0	0	0	0	7.0	6	4	3	1	0	0	0	12	0	0	0.86	.240	0
* St. John, Locke	2	2	8.69	17	0	0	0	0	2	19.2	19	19	19	4	1	11	2	23	0	2	1.53	.257	3
Valdez, Phillips	1	7	4.92	26	14	0	0	1	2	78.2	87	53	43	10	11	36	0	65	0	5	1.56	.274	4
Vasquez, Esmerling	1	2	5.60	7	4	0	0	0	0	17.2	15	12	11	0	4	11	0	10	0	0	1.47	.234	0
Team Total	66	72	5.46	138	138	1	2	39	59	1207.2	1339	814	732	175	96	503	8	1158	67	153	1.53	.280	45



# 2019 DAY-BY-DAY RESULTS

Gm.	Date	Opp.	W/L	Winning Pitcher	Losing Pitcher	Save	Record	Standings (GB)	Att.
1	4/4	IOW	L, 5-4	Kyle Ryan (1-0)	Taylor Hearn (0-1)	Dakota Mekkes (1)	0-1	t3rd, -1.0	7,475
2	4/5	IOW	W, 8-2	Ariel Jurado (1-0)	Duane Underwood Jr. (0-1)	-	1-1	t1st, -	7,823
3	4/6	IOW	L, 10-6	Matt Swarmer (1-0)	Wes Benjamin (0-1)	-	1-2	4th, -1.0	10,010
4	4/7	IOW	L, 5-3	Ryan Williams (1-0)	Richelson Peña (0-1)	James Norwood (1)	1-3	4th, -2.0	8,572
5	4/8	IOW	L, 6-5	Carl Edwards Jr. (1-0)	Taylor Guerrieri (0-1)	Brian Duensing (1)	1-4	4th, -3.0	4,911
6	4/9	@ RR	W, 3-1	Taylor Hearn (1-1)	Forrest Whitley (0-1)	Nick Gardewine (1)	2-4	t3rd, -2.0	9,275
7	4/10	@ RR	L, 9-5 (10)	Brandon McCurry (1-0)	Miguel Del Pozo (0-1)	-	2-5	t3rd, -2.5	5,708
8	4/11	@ RR	L, 8-6	Akeem Bostick (1-0)	CD Pelham (0-1)	-	2-6	4th, -3.5	7,008
9	4/12	@ SA	W, 7-3	Richelson Peña (1-1)	Donnie Hart (0-1)	-	3-6	t3rd, -3.0	4,542
10	4/13	@ SA	L, 5-3	Burch Smith (1-0)	Phillips Valdez (0-1)	Josh Fields (3)	3-7	4th, -3.5	5,027
11	4/14	@ SA	L, 5-4	Adrian Houser (1-0)	Taylor Hearn (1-2)	Jay Jackson (1)	3-8	4th, -4.5	7,919
12	4/15	@ SA	W, 10-5	Ariel Jurado (2-0)	Bubba Derby (0-1)	Zac Curtis (1)	4-8	4th, -3.5	3,171
13	4/16	RR	L, 11-2	Brady Rodgers (1-0)	Wes Benjamin (0-2)	-	4-9	4th, -4.0	5,968
14	4/17	RR	L, 8-2	Ryan Hartman (2-0)	Richelson Peña (1-2)	-	4-10	4th, -4.5	5,772
15	4/18, 5/27	RR (susp)	L, 2-0	Cy Sneed (1-1)	Tim Dillard (0-1)	-	20-30	4th, -4.5	7,766
-	4/19	SA	PPD (4/21)	-	-	-	-	4th, -4.5	-
16	4/20	SA	L, 5-2	Burch Smith (2-0)	Taylor Hearn (1-3)	Jay Jackson (2)	4-11	4th, -5.5	6,378
17	4/21 (1)	SA	W, 3-1 (7)	Ariel Jurado (3-0)	Zack Brown (0-2)	Miguel Del Pozo (1)	5-11	-	-
18	4/21 (2)	SA	L, 6-0 (7)	Thomas Jankins (1-0)	Wes Benjamin (0-3)	-	5-12	4th, -6.0	8,821
19	4/22	SA	L, 5-0	Michael Tonkin (2-0)	Richelson Peña (1-3)	-	5-13	4th, -6.0	5,571
-	4/23	OFF DAY	-	-	-	-	-	-	-
20	4/24	@ IOW	L, 6-4	Matt Swarmer (2-2)	Phillips Valdez (0-2)	-	5-14	4th, -7.0	4,038
21	4/25	@ IOW	L, 8-4	Colin Rea (3-0)	Ronald Herrera (0-1)	-	5-15	4th, -8.0	3,660
22	4/26	@ IOW	W, 2-1	Brady Feigl (1-0)	Brian Duensing 1-1)	David Carpenter (1)	6-15	4th, -7.0	4,038
-	4/27	@ IOW	PPD (4/28)	-	-	-	-	4th, -7.0	-
23	4/28 (1)	@ IOW	W, 7-3	Wes Benjamin (1-3)	Mike Montgomery (0-1)	-	7-15	-	-
24	4/28 (2)	@ IOW	L, 19-5	Duane Underwood Jr. (1-3)	Ronald Herrera (0-2)	-	7-16	4th, -7.0	5,760
25	4/29	OMA	W, 5-4	Jeffrey Springs (1-0)	Tim Hill (0-1)	David Carpenter (2)	8-16	4th, -6.0	5,890
26	4/30	OMA	L, 9-4	Foster Griffin (2-1)	Phillips Valdez (0-3)	-	8-17	4th, -6.5	6,307
27	5/1	OMA	L, 4-2	Jake Kalish (1-1)	Tim Dillard (1-1)	Andres Machado (1)	8-18	4th, -8.0	5,728
28	5/2	OMA	L, 4-2	Heath Fillmyer (1-1)	Seth Maness (0-1)	Kevin McCarthy (1)	8-19	4th, -9.0	6,130
29	5/3	MEM	L, 17-2	Chasen Shreve (1-0)	Wes Benjamin (1-4)	-	8-20	4th, -10.0	8,910
-	5/4	MEM	PPD (5/5)	-	-	-	-	4th, -10.0	-
30	5/5 (1)	MEM	L, 11-2	Genesis Cabrera (1-2)	Richelson Peña (1-4)	-	8-21	-	-
31	5/5 (2)	MEM	W, 7-5	Jeffrey Springs (2-0)	Chris Ellis (0-1)	David Carpenter (3)	9-21	4th, -11.0	10,742
32	5/6	MEM	W, 6-5	Brady Feigl (2-0)	Jesus Cruz (1-1)	David Carpenter (4)	10-21	4th, -11.0	6,351
33	5/7	@ OKC	W, 4-2	Tim Dillard (1-0)	Joe Broussard (0-1)	Kyle Bird (1)	11-21	4th, -11.0	3,885
34	5/8	@ OKC	W, 13-6	Seth Maness (1-0)	Brock Stewart (0-3)	-	12-21	4th, -10.0	3,365
35	5/9	@ OKC	L, 7-3	Tony Cingrani (1-0)	Ronald Herrera (0-3)	-	12-22	4th, -11.0	10,095
36	5/10, 8/20	@ OKC (susp)	L, 10-4	Luis Vasquez (1-0)	Richelson Peña (1-5)	-	58-67	4th, -10.0	9,688
37	5/11	@ MEM	L, 7-5	Daniel Ponce de Leon (3-1)	Phillips Valdez (0-4)	Chris Beck (3)	12-23	4th, -11.5	5,191
38	5/12	@ MEM	L, 7-2	Ryan Helsley (1-0)	Tim Dillard (1-2)	-	12-24	4th, -11.5	3,804
39	5/13	@ MEM	W, 5-3	Jeffrey Springs (3-0)	Hunter Cervenka (1-2)	David Carpenter (5)	13-24	4th, -10.5	5,363
40	5/14	@ MEM	L, 9-3	Jake Woodford (3-0)	Wes Benjamin (1-5)	-	13-25	4th, -10.5	7,572
-	5/15	OFF DAY	-	-	-	-	-	-	-
41	5/16	@ RR	L, 10-4	Jose Urquidy (1-0)	Phillips Valdez (0-5)	-	13-26	4th, -11.0	7,466
42	5/17	@ RR	W, 9-3	Tim Dillard (2-2)	Cy Sneed (1-5)	-	14-26	4th, -10.0	10,586
43	5/18	@ RR	W, 6-3	Seth Maness (2-1)	Ryan Hartman (5-1)	-	15-26	4th, -9.5	8,721
44	5/19	@ RR	W, 9-7	Zac Curtis (1-0)	Reymin Guduan (0-2)	-	16-26	4th, -9.0	8,227
45	5/20	@ RR	W, 8-6 (12)	Tim Dillard (3-2)	Jamie Ritchie (0-1)	David Carpenter (6)	17-26	4th, -8.0	6,031
46	5/21	MEM	L, 4-2	Genesis Cabrera (2-3)	Phillips Valdez (0-6)	Chris Beck (4)	17-27	4th, -8.5	6,806
47	5/22	MEM	L, 10-5	Daniel Ponce de Leon (4-2)	Tim Dillard (3-3)	-	17-28	4th, -10.0	6,927
48	5/23	MEM	W, 8-0	Josh Fields (2-0)	Jesus Cruz (1-5)	-	18-28	4th, -10.0	10,442
49	5/24	MEM	W, 10-6	Wei-Chieh Huang (1-0)	Chasen Shreve (1-1)	-	19-28	4th, -9.0	10,068
50	5/25	RR	L, 11-5	Kent Emanuel (3-1)	Ronald Herrera (0-4)	-	19-29	4th, -10.0	8,806
51	5/26	RR	W, 9-5	Phillips Valdez (1-6)	Rogelio Armenteros (1-4)	-	20-29	4th, -9.0	11,506
52	5/27	RR	L, 8-4 (9)	Gabriel Valdez (1-0)	Zac Curtis (1-1)	-	20-31	4th, -10.5	6,681
53	5/28	RR	W, 4-2	Seth Maness (3-1)	Akeem Bostick (3-2)	David Carpenter (7)	21-31	4th, -10.5	5,702
54	5/29	RR	L, 13-12 (13)	Ronin Blanco (1-0)	Tyler Depreta-Johnson (0-1)	Jamie Ritchie (1)	21-32	4th, -10.5	6,168
55	5/30	NO	L, 5-3	Dustin Beggs (4-1)	Taylor Guerrieri (0-2)	Kyle Keller (2)	21-33	4th, -11.5	8,319
56	5/31	NO	W, 6-5	Kyle Bird (1-0)	Parker Bugg (0-1)	Brett Martin (1)	22-33	4th, -10.5	11,097
57	6/1	NO	L, 3-0	Hector Nieves (5-2)	Tim Dillard (3-5)	RJ Alvarez (7)	22-34	4th, -10.5	11,010
58	6/2	NO	L, 7-4	Mike Kickham (2-1)	Jake Lemoine (0-1)	Kyle Keller (3)	22-35	4th, -11.5	6,707
-	6/3	OFF DAY	-	-	-	-	-	-	-
59	6/4	@ RNO	L, 12-11	Lucas Luetge (1-0)	Josh Fields (2-1)	-	22-36	4th, -11.5	3,106
60	6/5	@ RNO	L, 3-2	Alex Young (3-2)	Pedro Payano (0-1)	Jimmie Sherfy (8)	22-37	4th, -11.5	2,897
61	6/6	@ RNO	L, 11-10	Jimmie Sherfy (1-1)	Jett Bandy (0-1)	-	22-38	4th, -11.5	3,356
62	6/7	@ TAC	W, 7-5	Tim Dillard (4-5)	Justus Sheffield (2-5)	Jake Lemoine (1)	23-38	4th, -10.5	6,841
63	6/8	@ TAC	W, 4-2	Esmerling Vasquez (1-0)	Tyler Cloyd (1-5)	Josh Fields (4)	24-38	4th, -9.5	7,123
64	6/9	@ TAC	W, 3-0	Seth Maness (4-1)	Anthony Misiewicz (2-3)	Wes Benjamin (1)	25-38	4th, -8.5	7,216
65	6/10	@ TAC	L, 3-1	Dan Altavilla (1-0)	Reed Garrett (0-1)	Matt Carasiti (2)	25-39	4th, -9.5	6,040
-	6/11	OFF DAY	-	-	-	-	-	-	-
66	6/12	LV	W, 2-0	Tim Dillard (5-5)	Jake Buchanan (3-5)	Josh Fields (5)	26-39	4th, -8.5	8,994
67	6/13	LV	L, 9-4	Tyler Alexander (3-3)	Esmerling Vasquez (1-1)	-	26-40	4th, -9.5	10,434
68	6/14	LV	W, 3-2	Miguel Del Pozo (1-1)	Miguel Romero (2-1)	David Carpenter (8)	27-40	4th, -9.5	11,108
69	6/15	SL	W, 5-4	Wes Benjamin (2-5)	Adrian De Horta (0-2)	Josh Fields (6)	28-40	4th, -8.5	11,622
70	6/16	SL	L, 11-8	Patrick Sandoval (3-2)	Pedro Payano (0-2)	Jeremy Rhoades (4)	28-41	4th, -9.5	8,966
-	6/17	SL	PPD (6/18)	-	-	-	-	-	-

## 2019 DAY-BY-DAY RESULTS

Gm.	Date	Opp.	W/L	Winning Pitcher	Losing Pitcher	Save	Record	Standing (GB)	Att.
71	6/18 (1)	SL	L, 2-1	JC Ramirez (1-1)	Reed Garrett (0-2)	Jake Jewell (4)	28-42	4th, -10.5	-
72	6/18 (2)	SL	L, 9-4	Jaime Barria (3-1)	Tim Dillard (5-6)	Jose Rodriguez (1)	28-43	4th, -11.5	7,635
	6/19	OFF DAY							
73	6/20	@ NO	L, 6-2	Dustin Beggs (6-3)	Seth Maness (4-2)	-	28-44	4th, -12.5	2,925
74	6/21	@ NO	W, 6-5	Miguel Del Pozo (2-1)	R.J. Alvarez (1-4)	David Carpenter (9)	29-44	4th, -11.5	5,287
75	6/22	@ NO	W, 10-3	Pedro Payano (1-3)	Ben Meyer (3-5)	-	30-44	4th, -11.5	2,652
76	6/23	@ NO	L, 8-5	Brian Moran (2-1)	Jake Petricka (1-2)	Tyler Kinley (1)	30-45	4th, -11.5	2,473
77	6/24	@ NO	W, 6-5	Ronald Herrera (1-4)	Hector Noesi (7-4)	David Carpenter (10)	31-45	4th, -10.5	2,823
78	6/25	@ MEM	W, 10-4	Taylor Guernieri (1-2)	Seth Elledge (0-1)	-	32-45	4th, -10.5	3,167
79	6/26	@ MEM	W, 17-11	Jake Petricka (2-2)	Ryan Helsley (1-2)	-	33-45	3rd, -10.5	3,007
80	6/27	@ MEM	W, 3-2	Wes Benjamin (3-5)	Chris Ellis (2-3)	David Carpenter (11)	34-45	3rd, -10.5	3,703
81	6/28	@ MEM	W, 3-1	Pedro Payano (2-2)	Jake Woodford (5-4)	David Carpenter (12)	35-45	3rd, -10.5	5,189
82	6/29	OKC	L, 10-7	Daniel Corcino (5-3)	Miguel Del Pozo (2-2)	Kevin Quackenbush (4)	35-46	3rd, -11.5	11,028
83	6/30	OKC	L, 13-6	Dustin May (1-0)	Tim Dillard (5-7)	-	37-47	3rd, -11.5	11,326
84	7/1	OKC	W, 4-3	Joe Palumbo (1-0)	Tony Gonsolin (1-2)	David Carpenter (13)	36-47	3rd, -11.5	7,608
85	7/2	OKC	W, 6-4	Seth Maness (5-2)	Dennis Santana (2-6)	David Carpenter (14)	37-47	3rd, -10.5	6,585
86	7/3	OKC	W, 14-11	Wes Benjamin (4-5)	Brock Stewart (2-7)	Kyle Bird (2)	38-47	2nd, -10.5	11,388
87	7/4	@ OMA	L, 1-0	Jake Kalish (6-4)	Taylor Guernieri (1-3)	Scott Barlow (2)	38-48	3rd, -11.5	9,023
88	7/5	@ OMA	L, 9-2	Arnaldo Hernandez (2-6)	Austin Bibens-Dirks (0-1)	-	38-49	3rd, -12.5	8,002
89	7/6	@ OMA	L, 11-3	Zach Lovorn (4-8)	Tim Dillard (5-8)	-	38-50	3rd, -12.5	4,299
90	7/7	@ OMA	L, 10-5	Eric Skoglund (1-1)	Esmerling Vasquez (1-2)	-	38-51	3rd, -13.5	4,118
	7/8	OFF DAY - All-Star Break							
	7/9	OFF DAY - All-Star Break							
	7/10	OFF DAY - All-Star Break							
91	7/11	NO	W, 11-7	Kyle Dowdy (1-0)	Robert Dugger (2-1)	-	39-51	3rd, -12.5	7,776
92	7/12	NO	L, 7-4	Hector Noesi (10-4)	Locke St. John (0-1)	Kyle Keller (9)	39-52	3rd, -12.5	10,208
93	7/13	NO	W, 3-2	David Carpenter (1-0)	Brian Moran (2-2)	-	40-52	3rd, -12.5	10,309
94	7/14	NO	L, 9-3	Joe Gunkel (2-1)	Jake Lemoine (0-2)	-	40-53	3rd, -12.5	7,748
95	7/15	@ SA	L, 11-1	Miguel Sanchez (3-4)	Seth Maness (5-3)	-	40-54	3rd, -13.5	3,010
96	7/16	@ SA	L, 6-5	Deolis Guerra (2-0)	Miguel Del Pozo (2-3)	Taylor Williams (5)	40-55	3rd, -13.5	5,071
97	7/17	@ SA	L, 7-5	Aaron Wilkerson (7-1)	Austin Bibens-Dirks (0-2)	Taylor Williams (6)	40-56	3rd, -14.5	5,278
98	7/18	@ SA	L, 5-3	Donnie Hart (4-2)	Kyle Dowdy (1-1)	Miguel Sanchez (1)	40-57	3rd, -14.5	5,190
99	7/19	IOW	W, 6-5	Tim Dillard (6-8)	Matt Swarmer (5-9)	David Carpenter (15)	41-57	3rd, -13.5	10,975
100	7/20	IOW	W, 7-5	Rafael Montero (1-0)	Tim Collins (1-3)	David Carpenter (16)	42-57	3rd, -12.5	11,157
101	7/21	IOW	L, 8-4	Trevor Clifton (4-8)	Joe Barlow (0-1)	-	42-58	3rd, -13.5	7,146
	7/22	OFF DAY							
102	7/23	OKC	L, 16-1	Dustin May (2-0)	Austin Bibens-Dirks (0-3)	-	42-59	3rd, -13.5	7,113
103	7/24	OKC	L, 10-6	Josh Sborz (3-3)	Locke St. John (0-2)	-	42-60	3rd, -14.5	8,211
104	7/25	OKC	W, 7-5	Seth Maness (6-3)	Tony Gonsolin (1-4)	David Carpenter (17)	43-60	3rd, -13.5	10,374
105	7/26	@ NO	L, 6-1	Joe Gunkel (3-1)	Wei-Chieh Huang (1-1)	-	43-61	4th, -13.5	3,908
106	7/27	@ NO	W, 4-2 (10)	Locke St. John (1-2)	Kyle Keller (2-3)	David Carpenter (18)	44-61	4th, -12.5	3,487
	7/28	@ NO	Cancelled	-	-	-	44-61	4th, -12.0	-
	7/29	OFF DAY							
107	7/30	ELP	L, 6-4 (10)	Steven Wilson (1-1)	Reed Garrett (0-3)	-	44-62	4th, -12.0	7,086
108	7/31	ELP	W, 7-6	Joe Barlow (1-1)	Dietrich Enns (10-7)	David Carpenter (19)	45-62	4th, -12.0	6,828
109	8/1	ELP	L, 8-5	Emmanuel Ramirez (1-1)	Seth Maness (6-4)	Trevor Megill (3)	45-63	4th, -12.0	9,816
110	8/2	ABQ	W, 7-3	Tim Dillard (7-8)	Chris Rusin (1-3)	-	46-63	4th, -12.0	10,581
111	8/3	ABQ	L, 8-4	Tim Melville (8-5)	Kyle Bird (1-1)	-	46-64	4th, -12.0	9,803
112	8/4	ABQ	W, 7-6	Wes Benjamin (5-5)	Rico Garcia (0-4)	Jake Petricka (4)	47-64	4th, -12.0	8,677
113	8/5	ABQ	L, 5-4	Antonio Senzatela (1-1)	Ian Gibaut (0-1)	Yency Almonte (3)	47-65	4th, -13.0	6,542
	8/6	OFF DAY							
114	8/7	@ FRE	W, 12-3	Seth Maness (7-4)	J.J. Hoover (4-5)	-	48-65	4th, -12.0	3,582
115	8/8	@ FRE	W, 8-6	David Carpenter (2-0)	Dakota Bacus (4-5)	Phillips Valdez (1)	49-65	4th, -12.0	4,474
116	8/9	@ FRE	W, 5-1	Joe Palumbo (2-0)	Logan Ondrusek (4-6)	-	50-65	4th, -11.0	9,632
117	8/10	@ SAC	W, 13-2	Wes Benjamin (6-5)	Justin Haley (0-1)	-	51-65	3rd, -11.0	14,014
118	8/11	@ SAC	L, 3-3	Fernando Abad (2-3)	Phillips Valdez (1-7)	-	51-66	4th, -12.0	6,960
119	8/12	@ SAC	W, 3-2	Reed Garrett (1-3)	Dan Winkler (0-1)	Jake Petricka (5)	52-66	3rd, -12.0	5,614
120	8/13	@ SAC	W, 13-10	Shane Carle (1-0)	Kyle Barraclough (0-1)	-	53-66	3rd, -12.0	6,945
	8/14	OFF DAY							
121	8/15	OMA	W, 4-2	Joe Palumbo (3-0)	Jake Kalish (7-7)	Reed Garrett (1)	54-66	3rd, -11.0	9,727
122	8/16	OMA	W, 5-3	Kyle Bird (2-1)	Ofreidy Gomez (0-2)	Jake Petricka (6)	55-66	3rd, -10.0	10,098
123	8/17	OMA	W, 4-3	Locke St. John (2-2)	Gabe Speier (0-3)	Reed Garrett (2)	56-66	3rd, -9.0	10,205
124	8/18	OMA	L, 7-4	Eric Skoglund (2-4)	Wes Benjamin (6-6)	-	56-67	3rd, -9.0	9,488
125	8/19	@ OKC	W, 11-5	Austin Bibens-Dirks (1-3)	J.D. Martin (3-1)	-	57-67	3rd, -9.0	3,863
126	8/20	@ OKC	W, 13-8	James Jones (1-0)	Kevin Quackenbush (2-5)	-	58-68	3rd, -9.5	3,904
127	8/21	@ OKC	W, 7-2	Tim Dillard (8-8)	Logan Bawcom (1-3)	-	59-68	3rd, -8.5	3,816
	8/22	@ OKC	Cancelled	-	-	-	59-68	3rd, -9.0	-
128	8/23	@ IOW	W, 3-1	Kyle Bird (3-1)	Duane Underwood Jr. (2-7)	Jake Petricka (7)	60-68	3rd, -8.0	13,138
129	8/24	@ IOW	L, 5-3	Colin Rea (14-3)	Yohander Mendez (0-1)	Dillon Maples (6)	60-69	3rd, -9.0	11,094
130	8/25	@ IOW	W, 7-5	Austin Bibens-Dirks (2-3)	Alec Mills (6-4)	David Carpenter (20)	61-69	3rd, -8.0	9,275
131	8/26	@ OMA	L, 5-0	Arnaldo Hernandez (4-8)	Pedro Payano (2-3)	-	61-70	3rd, -9.0	3,007
132	8/27	@ OMA	L, 8-5	Forrest Griffin (8-5)	Tim Dillard (8-9)	-	61-71	3rd, -9.0	3,596
133	8/28	@ OMA	W, 6-1	Wes Benjamin (7-6)	Ofreidy Gomez (0-3)	-	62-71	3rd, -9.0	6,198
134	8/29	@ OMA	W, 8-4	Seth Maness (8-4)	Brian Flynn (4-4)	-	63-71	3rd, -8.0	6,533
135	8/30	SA	W, 6-5	Kyle Bird (4-1)	Jake Faria (1-1)	David Carpenter (21)	64-71	3rd, -8.0	10,632
136	8/31	SA	L, 9-5	Deolis Guerra (4-0)	Wei-Chieh Huang (1-2)	-	64-72	3rd, -8.0	9,993
137	9/1	SA	W, 7-3	Tim Dillard (9-9)	Bubba Derby (7-8)	-	65-72	3rd, -8.0	11,348
138	9/2	SA	W, 6-5	Kyle Bird (5-1)	Tuffy Gosewisch (0-1)	-	66-72	3rd, -8.0	9,987

END OF REGULAR SEASON

## 2019 TRANSACTIONS

DATE	NO.	TRANSACTION	ROSTER SIZE
4/4	1	C Adam Moore transferred to extended spring training	25
4/4	2	RHP Richelson Peña transferred to extended spring training	25
4/4	3	RHP Ronald Herrera placed on the 7-day injured list	25
4/5	4	LHP Kyle Bird recalled by Texas	24
4/6	5	INF Andy Ibáñez transferred from extended spring training to Nashville	25
4/7	6	INF Patrick Wisdom recalled by Texas	24
4/7	7	RHP Richelson Peña transferred from extended spring training to NSH	25
4/8	8	INF Chase d'Arnaud placed on the 7-day injured list	24
4/8	9	C Adam Moore transferred from extended spring training to Nashville	25
4/11	10	RHP Ariel Hernandez placed on the 7-day injured list (retro to 4/9)	24
4/12	11	RHP David Carpenter transferred from extended spring training to Nashville	25
4/13	12	INF/OF Danny Santana selected by Texas	24
4/13	13	OF Hunter Cole transferred from extended spring training to Nashville	25
4/16	14	RHP Nick Gardewine placed on the 7-day injured list	24
4/16	15	LHP Jarret Martin transferred from extended spring training to Nashville	25
4/16	16	C Adam Moore placed on the 7-day injured list	24
4/16	17	INF Chase d'Arnaud reinstated from the injured list	25
4/19	18	LHP Kyle Bird optioned from Texas (4/18) to Nashville	26
4/19	19	LHP Brett Martin recalled by Texas	25
4/23	20	RHP Taylor Guerrieri placed on the 7-day injured list	24
4/23	21	RHP Yoel Espinal transferred from Frisco to Nashville	25
4/24	22	INF Rougned Odor added on MLB rehab assignment	25 + 1
4/25	23	LHP Taylor Hearn recalled by Texas	24 + 1
4/25	24	RHP Ronald Herrera reinstated from the 7-day injured list	25 + 1
4/26	25	RHP Ariel Jurado recalled by Texas	24 + 1
4/26	26	RHP Joe Kuzia transferred from extended spring training to Nashville	25 + 1
4/26	27	INF Rougned Odor reinstated by Texas	25
4/28	28	RHP Joe Kuzia transferred from Nashville to extended spring training	24
4/28	29	RHP Ariel Hernandez reinstated from the injured list	25
4/29	30	LHP Jarret Martin released	24
4/29	31	RHP Ronald Herrera transferred from Nashville to extended spring training	23
4/29	32	INF Patrick Wisdom optioned (4/26) from Texas to Nashville	24
4/29	33	LHP Jeffrey Springs optioned (4/26) from Texas to Nashville	25
5/2	34	OF Hunter Cole transferred from Nashville to extended spring training	24
5/2	35	RHP Tim Lillard placed on the temporary inactive list	23
5/2	36	RHP Ronald Herrera transferred from extended spring training to Nashville	24
5/2	37	RHP Seth Maness signed by Texas & assigned to Nashville	25
5/3	38	INF Nolan Fontana placed on the 7-day injured list	24
5/3	39	OF Hunter Cole transferred from extended spring training to Nashville	25
5/5	40	Ariel Hernandez placed on the 7-day injured list	24
5/5	41	RHP Joe Kuzia transferred from extended spring training to Nashville	25
5/7	42	RHP Joe Kuzia transferred from Nashville to extended spring training	24
5/7	43	RHP Yoel Espinal transferred from Nashville to extended spring training	23
5/7	44	RHP Wei-Chieh Huang optioned from Texas (5/5) to Nashville	24
5/7	45	RHP Tim Lillard reinstated from temporary inactive list	25
5/9	46	RHP Wei-Chieh Huang recalled by Texas	24
5/9	47	RHP Jake Lemoine transferred from Frisco to Nashville	25
5/11	48	RHP Richelson Peña placed on the 7-day injured list	24
5/11	49	OF Hunter Cole transferred from Nashville to extended spring training	23
5/11	50	OF Delino DeShields, Jr. optioned from Texas to Nashville	24
5/11	51	RHP Josh Fields signed and assigned to Nashville	25
5/12	52	RHP Ronald Herrera placed on the 7-day injured list	24
5/12	53	RHP Taylor Guerrieri reinstated from the 7-day injured list	25
5/15	54	OF Willie Calhoun recalled by Texas	24
5/15	55	LHP Jeffrey Springs recalled by Texas	23
5/16	56	OF Hunter Cole transferred from extended spring training to Nashville	24
5/16	57	RHP Wei-Chieh Huang optioned (5/15) from Texas to Nashville	25
5/19	58	C Jose Trevino placed on the 7-day injured list	24
5/19	59	INF Chase d'Arnaud placed on the 7-day injured list	23
5/19	60	C Adam Moore reinstated from the 7-day injured list	24
5/19	61	INF Nolan Fontana reinstated from the 7-day injured list	25
5/20	62	LHP CD Pelham placed on the temporary inactive list	24
5/20	63	RHP Ronald Herrera reinstated from the 7-day injured list	25
5/21	64	OF Scott Heineman added on MLB rehab assignment	25 + 1
5/22	65	OF Delino DeShields recalled by Texas	24 + 1
5/23	66	LHP CD Pelham transferred from the temporary inactive list to Frisco	24 + 1
5/23	67	RHP Reed Garrett returned from Detroit to Texas; assigned to Nashville	25 + 1
5/23	68	RHP Yoel Espinal reinstated from the injured list and transferred to Frisco	25 + 1
5/24	69	LHP Brady Feigl placed on the 7-day injured list	24 + 1
5/24	70	LHP Brett Martin optioned (5/21) from Texas to Nashville	25 + 1
5/26	71	INF Nolan Fontana placed on the 7-day injured list	24 + 1
5/26	72	INF Chase d'Arnaud reinstated from the 7-day injured list	25 + 1
5/26	73	RHP Ronald Herrera placed on the temporary inactive list	24 + 1
5/27	74	OF Delino DeShields optioned (5/24) from Texas to Nashville	25 + 1
5/27	75	LHP Kyle Bird recalled by Texas	24 + 1
5/29	76	OF Zack Granite recalled by Texas	23 + 1
5/29	77	OF Hunter Cole placed on the 7-day injured list	22 + 1
5/29	78	OF Tyler Pill transferred from extended spring training to Nashville	23 + 1
5/29	79	INF Tyler Depreta-Johnson transferred from Hickory to Nashville	24 + 1
5/29	80	RHP Peter Fairbanks transferred from Frisco to Nashville	25 + 1
5/29	81	RHP Richelson Peña reinstated from the 7-day injured list and transferred to Frisco	25 + 1
5/30	82	LHP Zac Curtis placed on the 7-day injured list	24 + 1
5/30	83	RHP Pedro Payano transferred from Frisco to Nashville	25 + 1

## 2019 TRANSACTIONS

DATE	NO.	TRANSACTION	ROSTER SIZE
5/30	84	OF Scott Heineman removed from MLB rehab assignment	25
5/31	85	RHP David Carpenter selected by Texas	24
5/31	86	LHP Kyle Bird optioned (5/29) from Texas to Nashville	25
6/1	87	INF Andy Ibáñez placed on the temporary inactive list	24
6/1	88	OF Zack Granite optioned (5/31) from Texas to Nashville	25
6/2	89	OF Delino DeShields recalled by Texas	24
6/2	90	C Scott Kapers transferred from extended spring training to Nashville	25
6/4	91	LHP Brett Martin recalled by Texas	24
6/4	92	LHP Kyle Bird placed on the 7-day injured list (retro to 6/1)	23
6/4	93	INF Andy Ibáñez reinstated from the temporary inactive list	24
6/5	94	LHP Zac Curtis reinstated from the 7-day injured list	25
6/6	95	RHP Ronald Herrera reinstated from the 7-day injured list and transferred to Frisco	25
6/6	96	INF Tyler Depreta-Johnson transferred from Nashville to Down East	24
6/6	97	LHP Locke St. John transferred from Frisco to Nashville	25
6/7	98	RHP Phillips Valdez placed on the Taxi Squad	24
6/7	99	RHP Wei-Chieh Huang placed on the 7-day injured list (retro to 6/5)	23
6/7	100	RHP Esmerling Vasquez transferred from Frisco to Nashville	24
6/7	101	OF Franklin Rollin transferred from extended spring training to Nashville	25
6/8	102	RHP Pete Fairbanks selected by Texas	24
6/8	103	RHP Werner Leal transferred from extended spring training to Nashville	25
6/8	104	RHP Nick Gardewine designated for assignment	25
6/12	105	C Scott Kapers transferred from Nashville to Spokane	24
6/12	106	RHP Werner Leal transferred from Nashville to Spokane	23
6/12	107	RHP David Carpenter assigned outright to Nashville	24
6/12	108	RHP Phillips Valdez optioned from Texas (6/8) to Nashville	25
6/13	109	OF Willie Calhoun added on MLB rehab assignment	25 + 1
6/16	110	RHP Esmerling Vasquez placed on the 7-day injured list (retro to 6/14)	24 + 1
6/16	111	RHP Jake Petricka traded from Milwaukee to Texas & assigned to Nashville	25 + 1
6/17	112	OF Willie Calhoun reinstated by Texas	25
6/18	113	INF Chase d'Arnaud released	24
6/18	114	LHP Zac Curtis placed on the 7-day injured list (retro to 6/16)	23
6/18	115	OF Franklin Rollin placed on the 7-day injured list (retro to 6/17)	22
6/18	116	INF Nolan Fontana reinstated from the 7-day injured list	23
6/18	117	OF Hunter Cole reinstated from the 7-day injured list	24
6/18	118	LHP Kyle Bird reinstated from the 7-day injured list	25
6/20	119	LHP Locke St. John selected by Texas	24
6/20	120	LHP Kyle Bird recalled by Texas	25
6/22	121	OF Hunter Cole placed on the 7-day injured list	22
6/22	122	C Kevin Mendoza transferred from extended spring training to Nashville	23
6/24	123	RHP Ronald Herrera transferred from Frisco to Nashville	24
6/25	124	INF Nolan Fontana released	23
6/25	125	RHP Ronald Herrera transferred from Nashville to Frisco	22
6/25	126	C Kevin Mendoza placed on the 7-day injured list	21
6/25	127	LHP Joe Palumbo optioned from Texas (6/20) to Nashville	22
6/25	128	LHP Kyle Bird optioned from Texas (6/23) to Nashville	23
6/25	129	INF Juremi Profar transferred from Frisco to Nashville	24
6/25	130	INF Christian Lopes transferred from Frisco to Nashville	25
6/25	131	OF Scott Heineman added on Major League rehab assignment	25 + 1
6/26	132	OF Franklin Rollin reinstated from the injured list and transferred to Down East	25 + 1
6/29	133	RHP Josh Fields released	24 + 1
6/29	134	RHP Austin Bibens-Dirkx signed by Texas and assigned to Nashville	25 + 1
6/29	135	RHP Kyle Dowdy added on Major League rehab assignment	25 + 2
7/1	136	C Isiah Kiner-Falefa added on Major League rehab assignment	25 + 3
7/3	137	RHP Phillips Valdez recalled by Texas	24 + 3
7/3	138	OF Scott Heineman reinstated by Texas and optioned to Nashville	25 + 2
7/4	139	C Adam Moore placed on the 7-day injured list	24 + 2
7/4	140	C Kevin Mendoza reinstated from the 7-day injured list	25 + 2
7/4	141	LHP Wes Benjamin placed on the 7-day injured list	24 + 2
7/4	142	LHP Zac Curtis reinstated from the 7-day injured list	25 + 2
7/5	143	RHP Jacob Lemoine placed on the 7-day injured list	24 + 2
7/5	144	RHP Peter Fairbanks optioned from Texas (7/3) to Nashville	25 + 2
7/6	145	INF Patrick Wisdom designated for assignment	24 + 2
7/6	146	RHP Pedro Payano selected by Texas	23 + 2
7/6	147	C Chuck Moorman transferred from Frisco to Nashville	24 + 2
7/7	148	LHP Joe Palumbo recalled by Texas	23 + 2
7/7	149	RHP Esmerling Vasquez reinstated from the 7-day injured list	24 + 2
7/8	150	C Isiah Kiner-Falefa's MLB rehab assignment transferred to Frisco	24 + 1
7/8	151	RHP Kyle Dowdy's MLB rehab assignment transferred to Frisco	24
7/11	152	LHP Kyle Bird recalled by Texas	23
7/11	152	C Chuck Moorman placed on the 7-day injured list (retro to 7/9)	22
7/11	153	RHP Esmerling Vasquez placed on the 7-day injured list (retro to 7/9)	21
7/11	154	C Kevin Mendoza placed on the 7-day injured list (retro to 7/9)	20
7/11	155	INF Patrick Wisdom outrighted from Texas to Nashville	21
7/11	156	C Jose Trevino reinstated from the 7-day injured list	22
7/11	157	LHP Locke St. John optioned from Texas (7/6) to Nashville	23
7/11	158	RHP Pedro Payano optioned from Texas (7/7) to Nashville	24
7/11	159	LHP Joe Palumbo optioned from Texas (7/8) to Nashville	25
7/11	160	RHP Kyle Dowdy's MLB rehab assignment transferred to Nashville	25 + 1
7/12	161	LHP Zac Curtis released	24 + 1
7/12	162	LHP Wes Benjamin reinstated from the 7-day injured list	25 + 1
7/13	163	RHP Pete Fairbanks traded to Tampa Bay	24 + 1
7/15	165	OF Tyler Pill released	24 + 1
7/15	166	RHP Jake Lemoine transferred from Nashville to Frisco	23 + 1

## 2019 TRANSACTIONS

DATE	NO.	TRANSACTION	ROSTER SIZE
7/15	167	RHP Taylor Guerrieri placed on the Taxi Squad	22 + 1
7/15	168	INF Nick Solak traded from Tampa Bay to Texas; assigned to Nashville	23 + 1
7/15	169	RHP Wei-Chieh Huang reinstated from the 7-day injured list	24 + 1
7/15	170	RHP Joe Barlow transferred from Frisco to Nashville	25 + 1
7/19	171	LHP Wes Benjamin placed on the temporary inactive list	24 + 1
7/19	172	OF Willie Calhoun optioned (7/16) from Texas to Nashville	25 + 1
7/20	173	RHP Tim Dillard placed on the 7-day injured list	24 + 1
7/20	174	RHP Rafael Montero transferred from Frisco to Nashville	25 + 1
7/21	175	C Jett Bandy placed on the temporary inactive list	24 + 1
7/21	176	C Adam Moore reinstated from the 7-day injured list	25 + 1
7/22	177	OF Carlos Tocci designated for assignment	24 + 1
7/22	178	RHP Rafael Montero selected by Texas	23 + 1
7/23	179	RHP Pedro Payano recalled by Texas	22 + 1
7/23	180	RHP Esmerling Vasquez reinstated from the 7-day injured list	23 + 1
7/23	181	LHP Wes Benjamin reinstated from the temporary inactive list	24 + 1
7/24	182	C Jett Bandy reinstated from the temporary inactive list	25 + 1
7/25	185	RHP Kyle Dowdy designated for assignment	23
7/26	186	RHP Shane Carle traded from Atlanta to Texas (7/25), optioned to Nashville	24
7/26	187	INF Ronald Guzman optioned from Texas (7/25) to Nashville	25
7/27	188	RHP Esmerling Vasquez placed on the 7-day injured list	24
7/27	189	RHP Tim Dillard reinstated from the 7-day injured list	25
7/30	191	C Adam Moore placed on the temporary inactive list (7/28)	24
7/30	190	OF Carlos Tocci assigned outright to Nashville (7/27)	25
7/31	191	LHP Locke St. John recalled by Texas	24
7/31	192	Ian Gibaut traded from Tampa Bay to Texas; assigned to Nashville	25
8/1	193	C Jose Trevino placed on the taxi squad	24
8/1	194	C Adam Moore reinstated from the temporary inactive list	25
8/2	195	OF Scott Heineman recalled by Texas	24
8/2	196	LHP Kolby Allard traded from Atlanta to Texas (7/30); optioned to Nashville	25
8/3	197	OF Carlos Tocci released	24
8/3	198	LHP Kyle Bird optioned from Texas (8/2) to Nashville	25
8/3	199	RHP Tim Dillard placed on the 7-day injured list (retro to 8/3)	24
8/4	200	LHP Joe Palumbo reinstated from the 7-day injured list	25
8/5	201	RHP Austin Bibens-Dirkx placed on the 7-day injured list (retro to 8/1)	24
8/5	202	RHP Phillips Valdez optioned (8/2) from Texas to Nashville	25
8/6	203	RHP Reed Garrett placed on the temporary inactive list	24
8/7	204	C Tim Federowicz assigned outright to Nashville	25
8/7	205	C Adam Moore traded from Texas to Kansas City	24
8/7	206	LHP Brock Burke transferred from Frisco to Nashville	25
8/8	207	LHP Kolby Allard placed on the Taxi Squad	24
8/8	208	OF Scott Heineman optioned (8/7) from Texas to Nashville	25
8/9	209	LHP Miguel Del Pozo traded from Texas to Los Angeles-AL	24
8/9	210	RHP Reed Garrett reinstated from the temporary inactive list	25
8/11	211	LHP Wes Benjamin placed on the 7-day injured list	24
8/11	212	RHP Tim Dillard reinstated from the 7-day injured list	25
8/11	213	INF Juremi Profar transferred from Nashville to Frisco	24
8/11	214	LHP Locke St. John optioned (8/7) from Texas to Nashville	25
8/13	215	RHP David Carpenter selected by Texas	24
8/16	216	RHP Ian Gibaut recalled by Texas	23
8/16	217	LHP James Jones transferred from Frisco to Nashville	24
8/18	218	LHP Wes Benjamin reinstated from the 7-day injured list	25
8/19	219	RHP Phillips Valdez recalled by Texas	24
8/19	220	OF Scott Heineman recalled by Texas	23
8/19	221	LHP Joe Palumbo placed on the Taxi Squad	22
8/19	222	LHP Brock Burke placed on the Taxi Squad	21
8/19	223	RHP Austin Bibens-Dirkx reinstated from the 7-day injured list	22
8/19	224	RHP Esmerling Vasquez reinstated from the 7-day injured list	23
8/19	225	C Kevin Mendoza reinstated from the 7-day injured list	24
8/19	226	RHP Pedro Payano optioned (8/15) from Texas to Nashville	25
8/20	227	INF Nick Solak selected by Texas	24
8/20	228	OF Preston Beck reinstated from the IL and transferred from Frisco to Nashville	25
8/21	229	LHP Locke St. John recalled by Texas	24
8/21	230	LHP Yonder Mendez added on MLB rehab assignment	24 + 1
8/23	231	RHP Shane Carle designated for assignment	23 + 1
8/23	232	INF Eli White placed on the 7-day injured list (retro to 8/20)	22 + 1
8/23	233	RHP Esmerling Vasquez placed on the 7-day injured list (retro to 7/27)	21 + 1
8/23	234	INF Isiah Kiner-Falefa transferred from Frisco to Nashville	22 + 1
8/23	235	RHP Ian Gibaut optioned from Texas (8/21) to Nashville	23 + 1
8/23	236	RHP David Carpenter assigned outright to Nashville	24 + 1
8/23	237	RHP Phillips Valdez optioned from Texas (8/21) to Nashville	25 + 1
8/26	238	LHP Yohander Mendez reinstated from the Texas IL and optioned to Nashville	26
8/26	239	LHP Locke St. John optioned (8/23) from Texas to Nashville	27
8/26	240	RHP Austin Bibens-Dirkx placed on the 7-day injured list	26
8/26	241	LHP James Jones placed on the temporary inactive list	25
8/27	242	INF Isiah Kiner-Falefa recalled by Texas	24
8/28	243	OF Hasuan Viera reinstated off the 7-day IL and transferred from Down East to Nashville	25
8/29	244	LHP Jeffrey Springs' MLB rehab assignment transferred from AZL to Nashville	25 + 1
8/30	245	RHP Jake Petricka placed on the temporary inactive list	24 + 1
8/30	246	LHP James Jones reinstated from the temporary inactive list	25 + 1
9/1	247	RHP Pedro Payano designated for assignment	24 + 1
9/1	248	LHP Locke St. John designated for assignment	23 + 1
9/1	249	INF Ronald Guzman recalled by Texas	22 + 1
9/1	250	RHP Ian Gibaut recalled by Texas	21 + 1
9/1	251	RHP Esmerling Vasquez reinstated from the 7-day injured list	22 + 1
9/1	252	RHP Shane Carle assigned outright to Nashville (8/25); active in Nashville	23 + 1
9/1	253	LHP Jeffrey Springs reinstated from the Texas injured list	23
9/2	254	RHP Austin Bibens-Dirkx reinstated from the 7-day injured list	24



## 2019 SEASON NOTES

**The Nashville Sounds finished the 2019 season with a 66-72 record**, good for third place in the Pacific Coast League's American Northern Division. They finished 8.0 games behind the first place Iowa Cubs. The Sounds spent 91 days in fourth place, 52 days in third place, one day in second place and one day in first place.

**First Tennessee Park welcomed 578,291 fans during the 2019 season**, the fifth straight year of over 500,000. It's the fourth time in the five-year existence of the park with over 550,000 fans. The average attendance of 8,631 fans per game was the second-highest average in the Pacific Coast League and third-highest in all of Minor League Baseball behind only Triple-A Las Vegas (9,299) and Triple-A Columbus (8,684). First Tennessee Park hosted 23 sellouts, the most in a single season in ballpark history.

**Nashville finished with a 36-32 record on the road**, the seventh-best mark in the Pacific Coast League. In five years away from First Tennessee Park, the Sounds are 176-175. Comparatively, the Sounds finished with a 30-40 record at home in 2019.

**A total of 74 players played for the Sounds in 2019, including 43 pitchers and 31 hitters.** 10 of the 74 players went from Nashville to Texas for their Major League debut. The list includes pitchers Kyle Bird, Brett Martin, Taylor Hearn, Pete Fairbanks, Phillips Valdez, Locke St. John, Pedro Payano and Brock Burke. The two hitters to make their MLB Debut were Scott Heineman and Nick Solak. Players who were with the Sounds from start to finish were pitchers Tim Dillard and Wes Benjamin, catcher Jett Bandy and infielders Eli White and Matt Davidson.

**The Sounds finished the 2019 season with a whopping 254 transactions.** The most transactions in a single day occurred on July 11 when the team made 10 different roster moves. 32 of the 74 players who played for Nashville in 2019 also played in the big leagues in 2019.

**Nashville played its best baseball down the stretch** with a record of 19-9 in the month of August. The 19 wins were tied for the second-most in the Pacific Coast League (Memphis – 22). It's the fourth-highest win total in a single-month for Nashville in the PCL era.

**Nashville's longest winning streak during the 2019 season** was five games, done two separate times. The team's first five-game winning streak was from June 29-28 when they finished a series with a win over New Orleans and then went on to sweep Memphis in a four-game series. The second five-game winning streak was from August 12-17. The Sounds finished a four-game series with two wins in Sacramento before returning home and winning the first three games in a series against Omaha.

**The Sounds played their best baseball in tight games.** In contests decided by one-or-two runs, Nashville went 38-26. It was the second-best record in the Pacific Coast League in such games, behind only Round Rock which went 38-25.

**Right-handed pitchers David Carpenter and Seth Maness** were selected as Mid-season Pacific Coast League All-Stars. Both hurlers pitched in the 2019 Triple-A All-Star Game in El Paso, Texas and helped the PCL to a win over the IL. Prior to the All-Star break, Carpenter was 0-0 with a 2.16 ERA (25.0 IP/6 ER) with 14 saves in 14 attempts and Maness was 5-2 with a 4.97 ERA (67.0 IP/37 ER) in 12 starts.

**Right-handed pitcher David Carpenter was named to the All-PCL Team** as the Reliever. The team is selected through voting by the league's managers and media representatives. In 39 games, Carpenter went 2-0 with a 1.63 ERA (38.2 IP/7 ER). He led the league with 21 saves in 22 attempts. Carpenter limited Pacific Coast League hitters to a .213 batting average while racking up 42 strikeouts. He was the first Sound to be recognized on the All-PCL Team since Renato Nunez in 2017, and he is the first pitcher to garner the honor since Jimmy Nelson in 2014.

**Infielder/outfielder Patrick Wisdom and left-handed pitcher Joe Palumbo** each won a weekly honor from the Pacific Coast League. Wisdom was named PCL Player of the Week for his play from August 5-11. Wisdom hit .435 (10-for-23) with 9 runs scored, 11 RBI, 7 home runs, 1 double, 3 walks and 32 total bases with a 1.391 slugging percentage and 1.891 OPS. Wisdom became the third player in franchise history to hit at least one home run in six consecutive games. Palumbo was named PCL Pitcher of the Week for his play from August 12-18. Palumbo made one start for Nashville during the span and tossed 6.0 no-hit innings against Omaha on August 15. The southpaw struck out seven and walked two in the win. Wisdom and Palumbo became the first pair of Nashville teammates to win back-to-back weekly honors since Caleb Gindl (8/20-26) and Hiram Burgos (8/27-9/3) accomplished the feat in 2012.



## 2019 SEASON NOTES

**Right-hander pitcher Tim Dillard and outfielder Zack Granite** were named Co-MVP's. The award is voted on by the coaching staff and players. Dillard went 9-9 with a 4.75 ERA (153.1 IP/81 ER) in 33 games (21 starts). Dillard led the Pacific Coast League in innings and was sixth in ERA. He finished just outside the top-10 in strikeouts with 103. Dillard led Nashville with 10 quality starts and the team went 11-10 in his starts. Granite played in 119 games and hit .290 (146-for-504) with 66 runs scored, 18 doubles, 8 triples, 3 home runs, 37 RBI, 31 walks and 25 stolen bases. He finished among PCL leaders in triples (T-4th), hits (6th) and stolen bases (7th).

**Infielder/outfielder Patrick Wisdom** was named the team's Fan Favorite choice in 2019 in an online vote. Wisdom played in 107 games and hit .240 (95-for-396) with 68 runs scored, 15 doubles, 31 home runs, 74 RBI and 53 walks. Wisdom's 31 home runs are the eighth-most in Nashville Sound single-season history. Wisdom's power-packed season was highlighted in early August when he hit at least one home run in six consecutive games from August 4-10. He's the third player in franchise history to homer in six straight games.

**Left-handed pitcher Wes Benjamin** was recognized with the team's Community Service award. Benjamin was a regular in the Nashville Sounds' community appearances. The southpaw took time out of his personal schedule to make multiple trips to Monroe Carell Jr. Children's Hospital at Vanderbilt to visit with patients and their families. Benjamin was a consistent presence in pregame autograph Sundays and participated in youth baseball clinics at First Tennessee Park.

**The Sounds had two pitchers lead the Pacific Coast League** in a pitching category. Right-hander Tim Dillard led the circuit with 153.1 innings pitched and right-hander David Carpenter led the PCL in saves with 21.

**Infielder Nick Solak had an 18-game hitting streak** from July 30-August 18. It was the longest streak by a Sound and tied for the fifth-longest hitting streak in the Pacific Coast League. During the 18-game stretch, Solak hit .432 (32-for-74) with 16 runs scored, 4 doubles, 6 home runs, 19 RBI and 4 walks. Solak's 18-game hitting streak is tied for the sixth-longest by a Sounds player in the PCL era (1998-present).

**Outfielder Zack Granite had a 15-game hitting streak** from May 3-18. It was tied for the 16th-longest streak in the Pacific Coast League in 2019. During the streak, Granite hit .394 (26-for-66) with 10 runs scored, 3 doubles, 4 RBI and 4 walks. It's tied for the 13th-longest streak by a Sounds player in the PCL era.

**Infielder Matt Davidson put together one of the best offensive seasons by a Sound** in team history. In 124 games, Davidson hit .264 (124-for-469) with 74 runs scored, 24 doubles, 33 home runs, 101 RBI and 42 walks. Davidson's 33 home runs are the third-most in a single-season and his 101 RBI are the fourth-most. Most of Davidson's offensive output started in June. From June 1 to the end of the season, he hit .307 (84-for-274). Davidson finished among Pacific Coast League leaders in home runs (T-6th) and RBI (T-6th).

**Infielder Matt Davidson drove in a team-high 30 runs** in the month of August. It's the second-most runs knocked in by a Nashville player in a single-month in the PCL era (Chad Hermansen, 33 – July of 1999). Davidson's red-hot August included a .340 (34-for-100) average with 17 runs scored, 6 doubles and 9 home runs.

**Infielders Matt Davidson (33) and Patrick Wisdom (31) became the first pair of Nashville teammates** to hit at least 30 home runs in the same season. The powerful duo joined Seth Brown (37) and Mark Payton (30) of Las Vegas, Jared Walsh (36) and Jose Rojas (31) of Salt Lake, Sam Hilliard (35) and Roberto Ramos (30) of Albuquerque and Yadiel Hernandez (33) and Brandon Snyder (31) of Fresno as teammates in the Pacific Coast League to both hit at least 30 home runs.

**Infielder Andy Ibanez had a career-year for the Sounds.** The 26-year-old hit .300 (140-for-467) with 91 runs scored, 30 doubles, 20 home runs, 65 RBI and 53 walks. He set new career-highs in batting average, runs scored, total bases (232) and home runs and matched a career-high in hits. The 91 runs scored by Ibanez is the ninth-most by a Nashville player in single-season team history. It was the 12th-highest total in the PCL. He scored 29 of his 91 runs in August, the second-highest amount by a Nashville player in a single month in the PCL era.

**Infielder Andy Ibanez and catcher Adam Moore** were the only two Nashville hitters in 2019 to drive in five runs in a single game. In a 13-10 win at Sacramento on August 13, Ibanez went 4-for-6 with 5 RBI and in a 10-6 win over Memphis on May 24, Moore went 2-for-3 with 5 RBI. Nashville hitters put together 16 different 4-RBI games, led by Ibanez and Matt Davidson who had three each.

## 2019 SEASON NOTES

**Left-handed pitcher Joe Palumbo struck out 10 batters** in a 4-3 win over Oklahoma City on July 1. Palumbo's performance was the only 10-strikeout game by a Nashville pitcher in 2019. It was the first time a Nashville pitcher struck out at least 10 batters in a game since left-hander Eric Jokisch had 11 punchouts on June 15, 2018 at El Paso.

**Right-handed pitcher Tim Dillard threw a complete game** in a 7-3 win over Albuquerque on August 2. Dillard's complete game was the only one by a Sounds pitcher in 2019. Dillard allowed a one-out, three-run home run in the first inning but faced the minimum 26 batters after the long ball. He allowed a base hit in the fourth inning but got a double play and allowed a walk in the eighth but induced another double play. The nine-inning complete game by Dillard was the first of its kind since Jharel Cotton threw a one-hit, complete game shutout on August 9, 2016 at Round Rock.

**Right-handed pitcher Tim Dillard entered the season as one of Nashville's all-time leaders** in several pitching categories from his time with the Sounds from 2007-2014. He is now the franchise leader in wins (48), games (242), innings pitched (710.0), strikeouts (437), runs allowed (398), home runs allowed (62) and walks allowed (233). He is second all-time in losses (33) and third in starts (69).

**Outfielder Zack Granite had a stellar month of May** in which he hit .330 (38-for-115) with 18 runs scored, 3 doubles, 1 triple, 1 home run, 12 RBI, 7 walks and 10 stolen bases in 26 games. The 38 hits by Granite were tied for the fifth-most in the Pacific Coast League and his 10 stolen bases checked in at third-most. The two marks were among the best by a Sounds in a single month as well. Granite's 38 hits were tied for the 18th-most by a Sound in the PCL era and the 10 stolen bases were tied for the seventh-most.

**Infielder Nick Solak was red-hot in August** and produced the second-highest batting average by a Nashville player in a single month in the Pacific Coast League era (minimum 75 PA). He hit .414 (29-for-70) with 15 runs scored, 4 doubles, 5 home runs, 18 RBI and 4 walks. Solak's .414 average in the month of August is second to only Vinny Rottino's .420 average in August of 2006.

**Outfielder Scott Heineman carried the load for Nashville in the month of July.** He hit .388 (31-for-80) with 19 runs scored, 3 doubles, 1 triple, 4 home runs, 10 RBI and 10 walks in 21 games. Heineman's .388 clip is the ninth-highest average by a Nashville hitter in a single month in the PCL era. Heineman had a seven-game hitting streak from July 4-13 and an 11-game hitting streak from July 16-31.

**Among David Carpenter's league-best 21 saves**, seven of those came in the month of July when he went 1-0 with a 0.82 ERA (11.0 IP/1 ER). The seven saves for Davidson in July is the seventh-most by a Sounds player in a single month in the PCL era.

**The 2019 pitching staff for the Sounds set several records.** As a collective unit, the staff allowed franchise-highs in the following statistics: runs allowed (814), earned runs allowed (732), home runs allowed (175) and hit batters (96). The one complete game thrown by the team in 2019 was also a franchise-low.

**May 5, 2019 will go into the Pacific Coast League record book** for the Sounds. In an 11-2 loss to Memphis at First Tennessee Park, Nashville pitchers matched a league record by hitting five batters. Right-hander Yoel Espinal hit four batters and Joe Kuzia hit one. It's the fifth time in league history a team has hit five opposing batters, and the first since Oklahoma City vs. New Orleans on May 4, 2015.

2019 PACIFIC COAST LEAGUE STANDINGS

<b>American Northern</b>	<b>W</b>	<b>L</b>	<b>PCT</b>	<b>GB</b>	<b>Home</b>	<b>Away</b>	<b>Div.</b>
Iowa Cubs	73	65	.536	-	35-35	40-30	29-19
Memphis Redbirds	69	71	.493	6.0	33-37	36-34	25-23
Nashville Sounds	66	72	.478	8.0	30-40	36-32	22-26
Omaha Storm Chasers	59	80	.424	15.5	32-38	27-42	20-28
<b>American Southern</b>	<b>W</b>	<b>L</b>	<b>PCT</b>	<b>GB</b>	<b>Home</b>	<b>Away</b>	<b>Div.</b>
Round Rock Express	84	56	.600	-	43-27	41-29	29-19
San Antonio Missions	80	60	.571	4.0	49-21	31-39	25-23
New Orleans Baby Cakes	73	65	.529	10.0	33-35	40-30	24-24
Oklahoma City Dodgers	62	77	.446	21.5	30-39	32-38	18-30
<b>Pacific Northern</b>	<b>W</b>	<b>L</b>	<b>PCT</b>	<b>GB</b>	<b>Home</b>	<b>Away</b>	<b>Div.</b>
Sacramento River Cats	73	67	.521	-	33-37	40-30	27-21
Reno Aces	66	74	.471	7.0	37-33	29-41	25-23
Fresno Grizzlies	65	75	.464	8.0	33-37	32-38	23-25
Tacoma Rainiers	61	78	.439	11.5	33-36	28-42	21-27
<b>Pacific Southern</b>	<b>W</b>	<b>L</b>	<b>PCT</b>	<b>GB</b>	<b>Home</b>	<b>Away</b>	<b>Div.</b>
Las Vegas Aviators	83	57	.593	-	39-31	44-26	25-23
El Paso Chihuahuas	80	60	.571	3.0	36-34	44-26	25-23
Salt Lake Bees	60	79	.432	22.5	27-43	33-36	21-27
Albuquerque Isotopes	60	80	.429	23.0	33-37	27-43	25-23

**Conference Championships:** Round Rock defeated Iowa (3-2); Sacramento defeated Las Vegas (3-2)  
**PCL Championship:** Sacramento defeated Round Rock (3-0)  
**Triple-A Baseball National Championship:** Sacramento defeated Columbus (4-0)



## 2019 ALL-PCL TEAM

Catcher - David Freitas, San Antonio  
First Base - Kevin Cron, Reno  
Second Base - Isan Diaz, New Orleans  
Third Base - Ty France, El Paso  
Shortstop - Carter Kieboom, Fresno  
Outfielder - Kyle Tucker, Round Rock  
Outfielder - Sam Hilliard, Albuquerque  
Outfielder - Yonathan Daza, Albuquerque  
Designated Hitter - Jared Walsh, Salt Lake  
Left-handed Starter - Foster Griffin, Omaha  
Right-handed Starter - Colin Rea, Iowa  
**Relief Pitcher - David Carpenter, Nashville**

Most Valuable Player - Ty France, El Paso  
Pitcher of the Year - Colin Rea, Iowa  
Rookie of the Year - Ty France, El Paso  
Manager of the Year - Fran Riordan, Las Vegas

## 2019 PCL PLAYER OF THE WEEK AWARDS

Date	Batter	Pitcher
April 4-14	Mark Payton, LV	Zac Gallen, NO
April 15-21	Ty France, ELP	Austin Gomber, MEM
April 22-28	Luis Urias, ELP	Zac Gallen, NO
April 29-May 5	Yordan Alvarez, RR	Tommy Milone, TAC
May 6-12	Jacob Wilson, FRE	Elieser Hernandez, NO
May 13-19	Kevin Cron, RNO	Aaron Wilkerson, SA
May 20-26	Yasmany Tomas, RNO	Cy Sneed, RR
May 27-June 2	Matt Szczur, RNO	Adbert Alzolay, IOW
June 3-9	Nick Tanielu, RR	Zac Gallen, NO
June 10-16	Ty France, ELP	Alec Mills, IOW
June 17-23	Andrew Stevenson, FRE	Jake Woodford, MEM
June 24-30	Kevin Cron, RNO	Taylor Widener, RNO
July 1-7	Zach Green, SAC	Sean Nolin, TAC
July 8-14	Mark Payton, LV	Rogelio Armenteros, RR
July 15-21	Gavin Lux, OKC	Brandon Bielak, RR
July 22-28	Seth Brown, LV	Dustin May, OKC
July 29-August 4	Edwin Rios, OKC	Anthony Misiewicz, TAC
August 5-11	<b>Patrick Wisdom, NAS</b>	Daniel Ponce de Leon, MEM
August 12-18	Aderlin Rodriguez, ELP	<b>Joe Palumbo, NAS</b>
August 19-25	Tyrone Taylor, SA	Parker Dunshee, LV
August 26-September 2	Wilmer Difo, FRE	Kent Emanuel, RR

## 2019 TEAM HIGHS AND LOWS

### TEAM MISCELLANEOUS

Longest Winning Streak.....	5 Games (2x), Last - August 12-17
Longest Losing Streak.....	5 Games (2x), Last - July 14-18
Longest Game, Time.....	4:36, May 29 vs. Round Rock
Longest Game, Innings.....	13, September 2 vs. San Antonio
Longest Nine-Inning Game, Time.....	3:56, June 29 vs. Oklahoma City
Shortest Nine-Inning Game, Time.....	2:19, June 12 vs. Las Vegas
Largest Crowd, Home.....	11,622, June 15 vs. Salt Lake
Largest Crowd, Road.....	14,014, August 10 at Sacramento
Smallest Crowd, Home.....	4,911, April 8 vs. Iowa
Smallest Crowd, Road.....	2,473, June 23 at New Orleans

### TEAM BATTING

Most Runs Scored.....	17, June 26 at Memphis
Most Runs Scored, One Inning.....	12, 2nd Inning, July 3 vs. Oklahoma City
Most Hits.....	18 (3x), Last - August 7 at Fresno
Fewest Hits, Nine-Inning Game.....	1 (2x), Last - August 26 at Omaha
Most Doubles.....	5 (2x), Last - August 8 at Fresno
Most Triples.....	2 (2x), Last - August 7 at Fresno
Most Home Runs.....	6, August 10 at Sacramento
Most Walks.....	10, April 26 at Iowa
Most Strikeouts.....	16, July 16 at San Antonio
Most Stolen Bases.....	4, May 27 vs. Round Rock
Most Left On Base.....	15, May 20 at Round Rock

### TEAM PITCHING

Most Runs Allowed.....	19, April 28 at Iowa
Most Runs Allowed, One Inning.....	15, 1st Inning, April 28 at Iowa
Most Hits Allowed.....	24, May 3 vs. Memphis
Fewest Hits Allowed, Nine-Inning Game.....	2 (2x), Last - August 15 vs. Omaha
Most Home Runs Allowed.....	5 (3x), Last - July 23 vs. Oklahoma City
Most Walks Allowed.....	15, April 28 at Iowa
Most Strikeouts.....	14 (8x), Last - September 2 vs. San Antonio

### INDIVIDUAL BATTING

Most Runs Scored.....	4 (2x), Last - Zack Granite, August 7 at Fresno
Most Hits.....	4 (8x), Last - Andy Ibáñez and Patrick Wisdom, August 13 at Sacramento
Most Doubles.....	2 (4x), Last - Ronald Guzmán, August 21 at Oklahoma City
Most Triples.....	2, Zack Granite, August 7 at Fresno
Most Home Runs.....	2 (6x), Last - Patrick Wisdom, August 10 at Sacramento
Most RBI.....	5 (2x), Last - Andy Ibáñez, August 13 at Sacramento
Most Walks.....	3 (7x), Last - Zack Granite, August 19 at Oklahoma City
Most Stolen Bases.....	2 (4x), Last - Zack Granite, August 21 at Oklahoma City
Longest Hitting Streak.....	18 Games, Nick Solak, July 30-August 18
Longest RBI Streak.....	6 Games, Patrick Wisdom, August 4-10

### INDIVIDUAL PITCHING

Most Innings Pitched, Starter.....	9.0, Tim Dillard, August 2 vs. Albuquerque
Most Innings Pitched, Reliever.....	7.0, Tim Dillard, April 18 vs. Round Rock
Most Hits Allowed.....	15, Seth Maness, August 1 vs. El Paso
Most Earned Runs Allowed.....	11 (2x), Last - Tim Dillard, June 30 vs. Oklahoma City
Most Strikeouts, Starter.....	10, Joe Palumbo, July 1 vs. Oklahoma City
Most Consecutive Scoreless Innings.....	13.2, Kyle Bird, May 17-July 7
Longest Winning Streak.....	5 Games, Wes Benjamin, June 15-August 10

## 2019 SOUNDS RECORD WHEN THEY...

Series (W-L-T).....	12-15-8
Series Openers.....	17-19
Series Finales.....	15-20
Series Sweeps.....	3-4
Day Games.....	8-15
Night Games.....	57-57
vs. RH Starter.....	50-53
vs. LH Starter.....	15-19
April.....	8-18
May.....	14-16
June.....	13-14
July.....	10-15
August.....	19-9
September.....	2-0
Monday.....	9-7
Tuesday.....	7-11
Wednesday.....	8-9
Thursday.....	7-14
Friday.....	16-5
Saturday.....	9-11
Sunday.....	9-15
vs. American Northern.....	22-26
vs. American Southern.....	29-33
vs. Pacific Northern.....	9-5
vs. Pacific Southern.....	6-8
vs. NL Affiliate.....	47-48
vs. AL Affiliate.....	19-24
Lead After 6.....	50-7
Trail After 6.....	8-56
Tied After 6.....	8-9
Lead After 7.....	51-6
Trail After 7.....	5-60
Tied After 7.....	9-6
Lead After 8.....	52-1
Trail After 8.....	3-61
Tied After 8.....	7-5

Scoring First.....	44-27
Opp. Scoring First.....	22-45
Scoring 4+ Runs.....	55-39
Opp. Scoring 4+ Runs.....	34-64
Scoring 3 or < Runs.....	11-33
Opp. Scoring 3 or < Runs.....	32-7
Hit a HR.....	56-47
Allow a HR.....	45-54
Hit 2+ HR.....	32-19
Allow 2+ HR.....	16-34
Outhit Opponent.....	44-11
Tie in Hits.....	7-3
Outhit by Opponent.....	15-58
Record 10+ Hits.....	36-15
Allow 10+ Hits.....	21-45
Commit an Error.....	30-39
Commit No Errors.....	36-33
Walk-Off Wins.....	2
Walk-Off Losses.....	4
Extra-Innings.....	3-4
Sounds Starter 6+ IP.....	22-14
Sounds Starter 7+ IP.....	7-1
Sounds Starter 8+ IP.....	1-0
White Jerseys.....	2-14
Blue Jerseys.....	28-23
Red Jerseys.....	23-21
Gray Jerseys.....	1-1
Throwback Jerseys.....	4-4
Specialty Jerseys.....	8-8



# HISTORY



## NASHVILLE BASEBALL HISTORY

The 2021 season marks the 43rd in Nashville Sounds team history, and the first as a member of the Triple-A East League. It also marks the second round as the Triple-A affiliate of the Milwaukee Brewers after the two organizations spent 10 years together from 2005-14.

Despite the 43rd season as the Nashville Sounds, baseball's roots in Nashville go back to the 19th Century. In fact, baseball has been played in Middle Tennessee since at least 1860, when the Republican Banner newspaper published a July 25th report on the game's popularity the previous fall. During the Civil War, Union soldiers temporarily based here helped spread the game in the local community. Home field was a place known as the Sulphur Springs Bottom, a half-mile north of today's state capitol.



When the original Southern League was organized in 1885, Nashville was a charter city and games were played at Nashville's Athletic Park, as the Sulphur Springs Bottom location came to be known. The city fielded several entries in the league over the next ten years -- the Americans (1885-86), the Blues (1887), the Tigers (1893-94), and the Seraphs (1895) -- but was unable to claim a pennant.

When the Southern Association was formed in 1901, Athletic Park -- which was later given the name Sulphur Dell by famed sportswriter Grantland Rice -- became the permanent home to the Nashville Volunteers (or Vols, for short), who played there for the next 61 years. Under the guidance of manager Newt Fisher, the Nashville club won the SA's first two pennants. The team, which was not known as the Vols until a "name the team" contest conducted prior to the 1908

season, continued to build a solid, loyal fan base.

Over the years, Nashville would stake claim to several more pennants, 18 SA batting championships, and the all-time SA home run mark (Bob Lennon blasted 64 longballs in 1954).

The hitters weren't the only players experiencing success, however. Vols hurlers notched 16 SA strikeout titles -- more than any other team -- and Nashville produced several 20-game winners. But year after year, the league's ERA title eluded Nashville pitchers, mainly due to the extremely short 262-foot porch in right field that resulted in countless home runs for left-handed sluggers and caused pitchers to refer to the ballpark as "Sulphur Hell."

Negro League baseball was also part of the Nashville sports landscape in the early 20th century. Nashville's Thomas T. Wilson formed the semi-pro Nashville Standard Giants in 1920 and the team quickly built regional reputation throughout the South. In 1931, Wilson's team gained entry into the Negro National League and was later renamed the Nashville Elite Giants.

Wilson Park, an 8,000-seat stadium, was constructed in early 1929 in the Trimble Bottom section of Nashville, near the old Meharry Medical College and Waldon College, right in the middle of Nashville's largest Negro community. His marketing strategy, however, appealed to fans of all race and the facility was used throughout the following decade by numerous community groups and promoters, both black and white.

Unfortunately, the Negro National League disbanded the following year but Wilson kept his team alive by joining the Southern Negro League in the 1932 season. The NNL was reincarnated in 1933 and the Elite Giants rejoined the league for two additional seasons in 1933-34. Due to a declining economy, Wilson moved the club to Columbus following the 1934 campaign, ending Nashville's involvement in the Negro League scene.

In addition to the professional teams based in Nashville, Sulphur Dell also played host to countless Major League clubs and several Hall of Famers over the years. It was common for teams to stop and play games in Nashville on their route from Florida spring training to their northern homes. In addition, barnstorming teams became popular visitors to the Dell.

## NASHVILLE BASEBALL HISTORY

Among the famous names to play on this site over the years include Babe Ruth, Lou Gehrig, Hank Aaron (who made his professional debut at Sulphur Dell), Ted Williams, Minnie Minoso, Monte Irvin, Cool Papa Bell, Bob Feller, Rube Waddell, Warren Spahn, Satchel Paige, Roy Campanella, Jackie Robinson, Eddie Mathews, Josh Gibson, and Honus Wagner.

Following the 1961 season, the Southern Association disbanded and Sulphur Dell sat empty for a year. But, in 1963 the South Atlantic League came to town and Nashville had its first Double-A team.

Unfortunately, the Double-A Vols had a disappointing inaugural season and the franchise folded. In 1969, Sulphur Dell was razed and a parking lot was built on the site.

After a fifteen-year hiatus, professional baseball returned to Music City in 1978 as the Southern League expansion franchise team, the Nashville Sounds. Owner and general manager Larry Schmittou, who had been involved in the Nashville baseball scene for several years as the head coach of the Vanderbilt collegiate squad, was instrumental in the re-emergence of pro baseball in Nashville.

Schmittou employed the city's entertainment scene into the nickname and country & western stars such as Larry Gatlin, Jerry Reed, Conway Twitty, and Richard Sterban (bass singer of the Oak Ridge Boys) became Sounds stockholders.

The club played their home games at a new facility, Herschel Greer Stadium, located south of downtown at the foot of St. Cloud Hill in Fort Negley Park. Fans responded to the return of baseball to the city by flocking to the ballpark. Nashville led the Southern League in attendance in each of their seven seasons as a member of the circuit.

As a Cincinnati Reds affiliate in the Double-A Southern League, the Sounds finished 9th during their inaugural campaign in 1978 but easily led the league in attendance, drawing 380,000 fans (more than double the second-place attendance). The club returned with a resurgence the following season, leading the nation in minor league attendance and capturing the Southern League crown behind manager George Scherger. The Sounds beat cross-state rival Memphis for the Western Division title, then defeated Columbus for the SL championship. Pitcher Scott Brown captured the one honor that had eluded Nashville pitchers for years, winning the ERA title with a 2.40 mark.

In 1980, the Sounds switched affiliations, becoming a part of the famed New York Yankees organization, and remained at the top of their game. Skippers Stump Merrill and Johnny Oates and players such as Steve Balboni, Don Mattingly, Buck Showalter, Otis Nixon, Willie McGee, Pat Tabler, Dan Pasqua, and Jamie Werly helped lead Nashville to 1st or 2nd place finishes in their division from 1980-84. In 1982, Brian Dayett brought Music City its second Southern League championship with a dramatic 12th-inning homer. Two years later, Jim Deshaies fired the club's first no-hitter.

In 1984, Schmittou purchased the Evansville Triplets of the American Association and in 1985 moved the franchise to Nashville. Nashville's Southern League franchise was moved to Huntsville (as the Sounds became a Triple-A franchise for the first time), but the Southern League would later make a unique reappearance at Greer.

The Sounds' initial Triple-A affiliation was with the Detroit Tigers from 1985-86. Although Nashville failed to win any titles during this two-year period, there were several individual accomplishments worth mention. Scotti Madison and Bruce Fields posted back-to-back American Association batting titles, and Bryan Kelly tossed the club's second no-hitter.



## NASHVILLE BASEBALL HISTORY

Sounds alumni were well-represented at the major-league level in 1985. Don Mattingly of the Yankees (1981 Sounds) picked up the American League's Most Valuable Player Award, while the National League MVP honor went to Willie McGee of the Cardinals, a Sounds player in 1980-81.

In 1987, the Sounds rejoined the Cincinnati farm system, this time as the Reds' Triple-A affiliate. Over the first three seasons (1987-89), Nashville fans enjoyed the opportunity to watch players who eventually made up two-thirds of Cincinnati's 1990 World Series championship roster. The Sounds also experienced success in 1990, winning an Eastern Division championship in a one-game playoff with Buffalo after both clubs finished the regular season in a tie. The extra-inning affair was one of the most exciting games in club history and was ended by Chris Jones' two-run homer in the top of the 18th inning.

Greer Stadium was the site of a rare baseball occurrence in 1988, when Nashville and Indianapolis exchanged no-hitters on back-to-back nights in early August. Jack Armstrong fired a no-no one night after Indianapolis' Randy Johnson registered a no-hitter against the Sounds, although Nashville was able to post a 1-0 victory in the contest due to a handful of Indians errors.

Over the early '90s, Nashville became a solid member of the American Association and set its all-time attendance mark when 605,122 fans came out to Greer Stadium in 1990. The Sounds switched affiliations again in 1993, this time becoming the top farm club of the Chicago White Sox. In their first year with the Sox, the Sounds won an Eastern Division crown and continued to enjoy excellent attendance, drawing over 400,000 fans for the fifth consecutive year.

The 1993 season also brought two additions to the Greer Stadium landscape: the signature, guitar-shaped scoreboard and a second professional team.

Following the '92 campaign, Charlotte moved up to the Triple-A level and when a proposed transfer of the Double-A franchise to New Orleans was blocked shortly before the season began, the Southern League suddenly had a homeless club. Sounds owner Larry Schmittou offered the use of Greer Stadium for the 1993 season. The Nashville Xpress -- a Twins affiliate -- would schedule home games during Sounds road trips, offering pro ball on a daily basis to local fans.

The Double-A Xpress won the first half in the West, but fell to eventual SL champion Birmingham in the playoff opener, while the Sounds went on to the American Association Championship Series before falling to Iowa in extra innings in Game 7. The Xpress were back for one more season in 1994 before relocating to Wilmington, N.C. for the 1995 season. The '94 Southern League campaign brought perhaps the most famous visitor to Greer Stadium -- Birmingham outfielder Michael Jordan, who was the talk of minor league baseball during his one-year retirement from the Chicago Bulls, made several appearances in Nashville.

On the Triple-A front, the Sounds experienced great success during their five-year affiliation with the White Sox, winning a pair of Eastern Division crowns and appearing in the 1994 American Association championship (lost to Indianapolis). Fans were provided the opportunity to watch future major-league stars such as Magglio Ordonez, Ray Durham, and James Baldwin, while many of the players who would go on to make up the 2000 AL West champion White Sox fine-tuned their skills at Greer Stadium.

The American Association disbanded in 1997 and the Sounds joined the Pacific Coast League as a member of the Pittsburgh Pirates organization -- their fifth major league organization. Along with a new big-league affiliate came a new logo, color scheme, and uniform. The Sounds spent seven seasons as a Bucs affiliate, making the playoffs once over that span.



## NASHVILLE BASEBALL HISTORY

Outfielder Chad Hermansen blasted 92 home runs in his five seasons as a Sound (1998-2002) to become the franchise's all-time leader in that category. Left-handed slugger Ivan Cruz (1999-00) became a crowd favorite with his jaw-dropping home runs. Catcher Craig Wilson burst onto the scene in 2000, falling one short of the club record with 33 homers. The PCL All-Star tied a Sounds record in June of that year by swatting three longballs in one game. And catcher Humberto Cota led the Sounds with 71 RBI in 2001 to earn the Pittsburgh Pirates' Minor League Player of the Year award.

Journeyman right-hander John Wasdin added his name to the record book in dramatic fashion during his first start of the 2003 season. The 30-year-old tossed the Sounds' first perfect game and only the second nine-inning perfect in the 100-year history of the Pacific Coast League. Wasdin's gem against Albuquerque propelled Nashville to a 14-1 start, which they rode to an Eastern Division title (their first in 10 years) and a berth in the PCL Championship Series (where they were swept by Sacramento, 3-0).

Following the 2004 season, the Sounds changed affiliates once again, welcoming the Milwaukee Brewers to town as the sixth different major-league franchise to set up shop in Music City.

In the club's first season as a Brewers affiliate in 2005, the Sounds captured the Pacific Coast League championship -- the club's first-ever Triple-A title and the city of Nashville's first professional championship in 23 years, dating back to the Sounds' Southern League title in 1982.

Greer Stadium began showing its age in the 2000s and Sounds ownership initiated discussions with government officials about the possibility of a new ballpark for the city. Nashville Mayor Karl Dean announced in November 2013 that an agreement had been made for a new home for the Sounds.

In 2015, the Sounds moved into a brand new, state-of-the-art facility at the old Sulphur Dell site. The \$47 million dollar First Tennessee Park opened on April 17, 2015 when the Sounds topped the Colorado Springs Sky Sox, 3-2, in ten innings. Along with the new ballpark, the Sounds enjoyed their first season with a new affiliate - the Oakland Athletics. The Sounds finished in third place in the American Southern Division with a 66-78 record and missed the playoffs for the eighth consecutive season.

The second year with the new affiliate brought a season full of success. The Sounds finished with a record of 83-59 record in the regular season, the best in the Pacific Coast League. The 83 wins were tied for fifth-most in franchise history, and were the most a Nashville team has had since the 2007 team won 89 games. They returned to the playoffs for the first time since that 2007 season and won the franchise's fifth division title since joining the PCL in 1998.

The season ended in heartbreak, however, as Nashville met the Oklahoma City Dodgers in the American Conference Finals where the season came to a dramatic end in game five. After winning game one at Chickasaw Bricktown Ballpark, the Sounds dropped game two the next night. They came back to win game three at home to take a 2-1 series lead, but the Dodgers won game four, 7-1, to set up a deciding game. In a game that featured five lead changes, the Sounds blew a 9-7 lead in the eighth inning and lost game five, 10-9.

In 2017, the Sounds finished 68-71, good for second place in the American Southern Division. Despite the sub-.500 record on the field, fans flocked to First Tennessee Park in record numbers. 22 sellouts were recorded during the season, and the Sounds averaged a PCL-best 8,861 fans per game at home. Prior to the start of the 2018 season, Trevor Hoffman became the first Nashville Sounds player to be inducted into the National Baseball Hall of Fame.

2018 would be Nashville's final season as the Triple-A affiliate of the Oakland Athletics. Manager Fran Riordan led the club to a 72-68 record despite constant roster turnover. On August 3, 2018, the Sounds notched franchise win number 3,000 with a 6-2 win over Fresno. On August 28, 2018, Nashville won its 1,500th game as a member of the Pacific Coast League. The 2018 season was highlighted by Nick Martini's incredible franchise-record, 66-game on-base streak. In four years as the A's Triple-A affiliate, the Sounds finished with a 289-276 record.

## **NASHVILLE BASEBALL HISTORY**

Following the 2018 season, a major franchise change occurred for the Sounds. On September 20, 2018, in a press conference at First Tennessee Park, the Sounds and Texas Rangers entered into a four-year Player Development Contract, making the Sounds the new Triple-A affiliate of the Texas Rangers. The offseason of change continued when the Sounds revealed their Remastered identity. The team changed all logos, marks and uniforms in a November 15 presentation at First Tennessee Park.

The new era of Nashville Sounds baseball began when First Tennessee Park hosted the first Major League Baseball exhibition game on March 24, 2019. The Sounds hosted the Texas Rangers in front of a record-breaking crowd of 11,824 on a Sunday afternoon.

Momentum continued into the 2019 season in which the ballpark hosted 23 sellouts as the Sounds finished third in average attendance in all of Minor League Baseball. On the field, Nashville finished in third place in the Pacific Coast League's American Northern Division with a 66-72 mark. The season was highlighted by several team records set by pitcher Tim Dillard and the power display from prolific duo of Matt Davidson (33) and Patrick Wisdom (31) who combined to hit 64 home runs.

Following the 2019 season, the Sounds were named the 2019 Triple-A winner of Baseball America's coveted Freitas Award. The Freitas Awards have been presented by Baseball America annually since 1989 and recognize franchises for their community involvement, long-term business success and consistent operational excellence.

2020 brought a multitude of events to both Nashville and the Sounds. In the late hours of March 2 and early hours of March 3, a tornado ravaged Nashville and the Germantown neighborhood that is home to the ballpark. The iconic guitar scoreboard was severely damaged and a large portion needed to be rebuilt. The roof to the ballpark also suffered significant damage.

During the rebuild phase of the guitar and roof repair, First Tennessee Park officially changed to First Horizon Park. In the first five years of the park, a total of 2,844,713 fans entered the gates and 98 games were sold out.

The tragic tornado was only a sign of things to come. The Covid-19 pandemic hit Minor League Baseball hard. In early July, the entire minor league season was cancelled.

The long-standing agreement between Major League Baseball and Minor League Baseball ended on September 30, 2020 which meant significant changes were ahead. On December 9, 2020, the Sounds received an invitation from the Milwaukee Brewers as part of MLB's new player development structure. The organization officially accepted the invitation and became the new Triple-A affiliate of the Brewers.




JOHN WASDIN'S PERFECT GAME

April 7, 2003 is a day that will live forever in the baseball history books. It just happened to be a perfect day for John Wasdin.

The 30-year-old Nashville Sounds starter fired the first perfect game in the team's 26-year history in a 4-0, 100-pitch victory over the visiting Albuquerque Isotopes at Greer Stadium.

The rare achievement was only the second nine-inning perfect game in the 100-year history of the Pacific Coast League. Wasdin struck out Isotopes pinch hitter Rob Stratton on four pitches to

close the game before he was mobbed by his teammates just in front of the mound following his first start of the season.



Wasdin matched a Nashville individual-game record with 15 strikeouts in the contest, including the final two batters he faced, to etch his name in the record books. 72 of his 100 pitches were thrown for strikes.

Nashville manager Trent Jewett addressed the entire Sounds team about the night's significance in the Greer Stadium clubhouse immediately following the game.

"A lot of you have been in baseball a long time, but what you just witnessed, you'll never see anything more magical or more difficult," Jewett said. "Absolutely unbelievable."

Third baseman Mike Gulan provided the biggest defensive plays behind Wasdin, snaring a sharply-hit Matt Treanor line drive back-handed just inside the third-base line to record the first out of the ninth inning and making an outstanding barehand play on a Jesus Medrano bunt in the top of the fourth to nail the Isotope by a step.

Wasdin's perfect game was Nashville's first no-hit effort since Jack Armstrong tossed one against Indianapolis on August 7, 1988, and was the fourth by a Sounds hurler and eighth overall in a game involving the Sounds. Oklahoma City's Rick Helling fired a perfect game against the Sounds in 1996.

Albuquerque Isotopes at Nashville Sounds										
Apr 07, 2003 at Nashville, Tenn. (Greer Stadium)										
Albuquerque Isotopes 0 (3-2)					Nashville Sounds 4 (4-0)					
Player	AB	R	H	RBI	Player	AB	R	H	RBI	
Jesus Medrano 2b	3	0	0	0	Jesus Medrano 2b	3	0	0	0	
Kevin Hooper ss	3	0	0	0	John Barnes lf	3	1	0	0	
Jason Wood 1b	3	0	0	0	Adam Hyzdu 1b	3	1	1	2	
Chad Allen cf	3	0	0	0	Carlos Rivera 1b	0	0	0	0	
Chris Wakeland lf	3	0	0	0	Mike Gulan 3b	4	1	3	0	
Chris Ashby rf	3	0	0	0	Dave Doster 2b	3	0	0	1	
Matt Treanor c	3	0	0	0	J.J. Davis rf	3	1	1	0	
Matt Erickson 3b	3	0	0	0	Humberto Cota c	3	0	0	0	
Jason Secoda p	2	0	0	0	Aaron Holbert ss	3	0	2	0	
Doug Bochtler p	0	0	0	0	John Wasdin p	3	0	1	0	
Marc Wilkins p	0	0	0	0	Totals	28	4	8	3	
Juan Alvarez p	0	0	0	0						
Robert Stratton ph	1	0	0	0						
Totals	27	0	0	0						
Score by Innings			R	H	E					
Albuquerque Isotopes	000	000	000	-	0	0	2			
Nashville Sounds.....	020	002	00X	-	4	8	0			
E - Hooper, K; Secoda, J. DP - Albuquerque 2. LOB - Nashville 4. 2B - Gulan, M; Holbert, A. HR - Hyzdu, A. SF - Doster, D. SB - Davis, J; Holbert, A. CS - Hyzdu, A.										
Albuquerque Isotopes	IP	H	R	ER	BB	K	NP			
Jason Secoda L, 0-1	5.0	5	4	2	3	4	78			
Doug Bochtler	1.0	1	0	0	0	1	10			
Marc Wilkins	1.0	1	0	0	0	1	13			
Juan Alvarez	1.0	1	0	0	0	1	15			
Nashville Sounds	IP	H	R	ER	BB	K	NP			
John Wasdin W, 1-0	9.0	0	0	0	0	15	100			
Inherited runners/scored: None. Pitches/strikes: Secoda, J 78/50; Bochtler, D 10/7; Wilkins, M 13/10; Alvarez, J 15/11; Wasdin, J 100/72.										
Walks - Alvarez, T; Barnes, J; Hyzdu, A.										
Umpires - HP: Jimmy Horton 1B: Ryan West 3B: Matt Schaeffer										
Time - 2:02 Attend - 1946										

MANNY PARRA’S PERFECT GAME

Sounds left-hander Manny Parra made history on June 25, 2007 at The Dell Diamond in Round Rock, Texas, throwing a perfect game in Nashville’s 3-0 victory over the Express in his second career Triple-A start.

The 24-year-old hurler was mobbed near the mound by teammates shortly after 9:43 p.m. as first baseman Brad Nelson gloved a game-ending popup off the bat of pinch hitter Jesse Garcia as Parra etched his name into the record books.

“I don’t think I even watched it come down,” Parra said. “I was thinking, ‘Is this really happening?’ It was unbelievable. It’s something I never thought I’d do. I’ve never even seen a no-hitter in person.”

Parra’s teammates mobbed the Sacramento native at the mound as the remaining opposing fans at The Dell Diamond gave him a standing ovation.

“It’s the greatest feeling I’ve ever had,” Parra said.

Parra (1-1), who earned his first career Triple-A victory with the historic effort, set a new career high with 11 strikeouts in the contest. He had previously fanned 10 batters on five occasions.

The southpaw, who threw 107 pitches including 77 strikes, did not face a three-ball count against any batter until the bottom of the seventh inning and worked through three-ball counts only three times all evening.

The rare achievement was only the third nine-inning perfect game in the 104-year history of the Pacific Coast League – and the second by a member of the Nashville Sounds.

Tacoma’s John Halama threw the first PCL perfecto on July 8, 2001 before the Sounds’ John Wasdin duplicated the feat on April 7, 2003 at Greer Stadium.

It was the sixth no-hit effort by a Sounds hurler (second perfect game) and 11th overall no-hitter in a game involving the Sounds in the club’s 30-year history.



Albuquerque Isotopes at Nashville Sounds

Apr 07, 2003 at Nashville, Tenn. (Greer Stadium)

Nashville Sounds (45-32)

Player	AB	R	H	RBI
Tony Gwynn cf	3	0	0	0
Callix Crabbe 2b	4	1	3	0
Laynce Nix cf	4	0	0	0
Joe Dillon 3b	3	1	1	1
Brad Nelson 1b	4	1	1	0
Mike Rivera c	4	0	2	2
Drew Anderson lf	4	0	2	0
Ozzie Chavez ss	4	0	1	0
Manny Parra p	4	0	0	0
Totals	34	3	10	3

Round Rock Express (32-45)

Player	AB	R	H	RBI
Mike Rodriguez cf	3	0	0	0
Brooks Conrad ss	3	0	0	0
Danny Klassen ss	3	0	0	0
Jason Lane rf	3	0	0	0
Cody Ransom 3b	3	0	0	0
Mark Saccomanno 1b	3	0	0	0
Humberto Quintero c	3	0	0	0
Josh Anderson lf	2	0	0	0
Barry Wesson ph	1	0	0	0
Matt Albers p	2	0	0	0
Paul Estrada p	0	0	0	0
Jesse Garcia ph	1	0	0	0
Totals	27	0	0	0

Score by Innings R H E

Nashville Sounds..... 100 000 002 - 3 10 0

Round Rock Express.. 000 000 000 - 0 0 1

E - Conrad, B. LOB - Nashville 6. 2B - Crabbe, C; Anderson, D; Rivera, M. SB - Crabbe, C. CS - Gwynn, T 2; Anderson, D.

Nashville Sounds	IP	H	R	ER	BB	K	NP
Manny Parra W, 1-1	9.0	0	0	0	0	11	107

Round Rock Express	IP	H	R	ER	BB	K	NP
Matt Albers L, 2-3	7.0	8	1	1	1	6	119
Paul Estrada	2.0	2	2	2	1	2	31

Inherited runners/scored: None. Pitches/strikes: Parra, M 107/77; Albers, M 119/68; Estrada, P 31/20.

Walks - Gwynn, T; Dillon, J.

Umpires - HP: Scot Chamberlain 1B: Dan Bellino 3B: Casey Moser Time - 2:36 Attend - 8611

# 24-INNING GAME

The Nashville Sounds were on the short end of a 5-4 loss to the New Orleans Zephyrs as the teams participated in a Pacific Coast League record-tying 24-inning marathon on May 5th & 6th, 2006 at Greer Stadium.

The 24-inning contest, which finished with a game time of eight hours and seven minutes, was the longest in both teams' histories and matched the existing PCL mark originally set on June 8, 1909 in a game between San Francisco and Oakland then equaled on September 10, 1911 in a game between Sacramento and Portland.

Zephyrs catcher Wiki Gonzalez provided the game-winner when he drove in pitcher-turned-rightfielder Chris Schroder with a one-out RBI single up the middle off Mike Meyers that glanced off the glove of Sounds second baseman Jermaine Clark. Schroder had drawn a one-out walk and moved to second on a Josh Labandeira single.

The game-deciding run was the first scored by either team in 15 innings as both teams remained scoreless from the 10th through the 23rd frames. The Sounds and Z's completed the final six innings of the contest on Saturday, May 6th after playing to a 4-4 tie through 18 innings the previous night before the game was halted due to a curfew rule.

New Orleans Zephyrs at Nashville Sounds									
May 5, 2006 at Nashville, Tenn. (Greer Stadium)									
New Orleans Zephyrs 5 (12-16)					Nashville Sounds 4 (19-9)				
Player	AB	R	H	RBI	Player	AB	R	H	RBI
Brandon Watson cf	9	1	3	0	Dave Krynzel	10	2	2	1
Bill Bray p	1	0	0	0	Jermaine Clark 2b-ss	10	1	1	0
Santiago Ramirez p	1	0	0	0	Brent Abernathy lf-2b	9	0	2	1
Henry Mateo 2b	9	2	3	0	Corey Hart rf	8	0	2	1
Brendan Harris 3b	9	1	9	1	Mike Rivera c	7	0	0	0
Larry Broadway 1b	8	0	3	1	Brad Nelson 1b	10	0	1	0
Mike Vento rf-cf	10	0	6	1	Chris Barnwell ss-p	11	1	2	0
Tyrell Godwin lf	5	0	0	1	Enrique Cruz 3b	3	0	0	0
Micah Bowie p	1	0	0	0	Wilton Chavez p	0	0	0	0
Chris Schroder p-rf	1	1	0	0	Allan Simpson p	0	0	0	0
Josh Labandeira ss	11	0	2	0	a-Tony Gwynn ph	1	0	1	0
Alberto Castillo c	3	0	0	0	Jason Kershner p	0	0	0	0
a-Wiki Gonzalez ph-c	7	0	2	1	b-Nelson Cruz ph	0	0	0	0
Andrew Good p	2	0	0	0	Mike Adams p	0	0	0	0
Kevin Gryboski p	0	0	0	0	c-Mark Johnson ph	1	0	0	0
b-Kenny Kelly ph	1	0	0	0	Mitch Stetter p	1	0	0	0
Travis Hughes p	0	0	0	0	Brett Evert p	1	0	0	0
c-Brandon Larson ph	1	0	0	0	Mike Meyers p-lf	3	0	0	0
Saul Rivera p	1	0	0	0	Dennis Sarfate	2	0	2	1
Greg Thissen lf	5	0	0	0	Vinny Rottino	5	0	0	0
Totals	85	5	22	5	Totals	81	4	13	4

a-popped out for Castillo in the 8th. a-Singled for Simpson in the 9th. b-Hit  
b-Struck out for Gryboski in the 9th. by pitch for Kershner in the 11th.  
c-Grounded out for Hughes in the 11th. c-Grounded out for Adams in the 13th.

Score by Innings R H E

New Orleans Zephyrs..... 002 000 011 000 000 000 000 001 - 5 22 1  
Nashville Sounds..... 101 100 100 000 000 000 000 000 - 4 13 1

E - Labandeira, J; Barnwell, C. DP - New Orleans 2, Nashville 3. LOB - New Orleans 22, Nashville 22. 2B - Watson, B; Barnwell, C; Sarfate, D. HR - Krynzel, D. S - Mateo, H 2; Broadway, L; Godwin, T; Schroder, C. SB - Harris, B; Mateo, H; Hart, C 2; Abernathy, B; Krynzel, D; Nelson, B. CS - Harris, B; Labandeira, J; Watson, B; Barnwell, C; Rivera, M.

New Orleans	IP	H	R	ER	BB	K	Nashville	IP	H	R	ER	BB	K
Andrew Good	6.1	8	4	4	1	5	Dennis Sarfate	6.0	4	2	0	2	6
Kevin Gryboski	1.2	1	0	0	0	1	Wilton Chavez	1.1	3	1	1	0	2
Travis Hughes	2.0	2	0	0	1	2	Allan Simpson	1.2	2	1	1	0	3
Saul Rivera	3.0	1	0	0	4	2	Jason Kershner	2.0	1	0	0	0	1
Micah Bowie	3.0	0	0	0	1	4	Mike Adams	2.0	3	0	0	1	1
Chris Schroder	2.0	0	0	0	3	5	Mitch Stetter	3.0	2	0	0	2	1
Bill Bray	3.0	1	0	0	2	6	Brett Evert	2.0	3	0	0	0	1
Santiago Ramirez	3.0	0	0	0	0	4	Mike Meyers	5.1	4	1	1	3	3
							Chris Barnwell	0.2	0	0	0	0	1

WP: Schroder, C. HBP: Rivera, M 2 (by Good, by Rivera); Cruz, N (by Rivera); Godwin, T (by Simpson). IBB: Krynzel, D (by Rivera); Rivera, M (by Schroder); Vento, M (by Stetter); Harris, B (by Stetter).

Inherited runners/scored: Gryboski, K 1/1; Simpson, A 3/1.

Time - 8:07 Attend - 9124 Weather - 70 degrees, clear Wind - 11 mph, out to LF

The Sounds got on the board only two pitches into the game with a leadoff homer courtesy of Dave Krynzel. The Sounds' one run would not be enough as the teams would exchange the lead four times throughout the game. The first exchange would occur in the top of the third inning. The Zephyrs scored two unearned runs off two singles and an error by Sounds shortstop Chris Barnwell.

Barnwell bounced right back with a leadoff double in the bottom of the fourth and later scored from third on a squeeze bunt by pitcher Dennis Sarfate.

Nashville added another run in the seventh on a Brent Abernathy RBI single to extend the lead to 3-1.

The visitors came back with one run in the eighth when Tyrell Godwin was hit by an Allan Simpson pitch with the bases loaded to force home Brendan Harris.

With the Zephyrs down to their final strike in the top of the ninth, Henry Mateo scored from second on a two-out, two-strike single into left field by Harris off Simpson to tie the game up at four runs apiece.

Neither team would strike again until the top of the 24th inning.

## PCL RECORDS SET IN GAME

Most at-bats, both teams: 166 (previous mark was 109)  
Most pitchers used, both teams: 17 (previous mark was 14)  
Most strikeouts, both teams: 48 (previous mark was 32)  
Most assists, both teams: 53 (previous mark was 45)  
Most at-bats, one team: 81, NAS (previous mark was 64)  
Batting strikeouts, one team: 29, NAS (previous mark was 20)  
Batting strikeouts, individual: 7, Brad Nelson - NAS (previous mark was 6)  
**PCL RECORDS TIED IN GAME**  
Most players used, both teams: 40 (tied existing mark set in 1947)  
Most pitchers used, one team: 9, NAS (tied existing mark set in 1964)  
Most assists, one team: 28, NAS (tied existing mark, 4th time)

## NASHVILLE RECORDS SET IN GAME

Hits allowed: 22 (previous mark was 20)  
At-bats: 11, Chris Barnwell (previous mark was 9)

## FRANCHISE YEAR-BY-YEAR RESULTS

YEAR	PARENT CLUB	LEAGUE	W-L	PCT	FINISH**	MANAGER
1978	Cincinnati	Southern	64-77	.454	9th	Chuck Goggin
1979*	Cincinnati	Southern	83-61	.576	2nd	George Scherger
1980	New York (AL)	Southern	97-46	.678	1st	Stump Merrill
1981	New York (AL)	Southern	81-62	.566	1st	Stump Merrill
1982*	New York (AL)	Southern	77-67	.535	2nd	Johnny Oates
1983	New York (AL)	Southern	88-58	.603	2nd	Doug Holmquist
1984	New York (AL)	Southern	74-73	.503	5th	Jim Marshall
1985	Detroit	American Association	71-70	.504	5th	Lee Walls/Leon Roberts / Gordie MacKenzie
1986	Detroit	American Association	68-74	.479	6th	Leon Roberts
1987	Cincinnati	American Association	64-76	.457	7th	Jack Lind
1988	Cincinnati	American Association	73-69	.514	4th	***
1989	Cincinnati	American Association	74-72	.507	4th	Frank Lucchesi
1990	Cincinnati	American Association	86-61	.585	2nd	Pete Mackanin
1991	Cincinnati	American Association	65-78	.455	6th	Pete Mackanin
1992	Cincinnati	American Association	67-77	.465	T-6th	Pete Mackanin/ Dave Miley
1993	Chicago (AL)	American Association	81-62	.566	2nd	Rick Renick
1994	Chicago (AL)	American Association	83-61	.576	2nd	Rick Renick
1995	Chicago (AL)	American Association	68-76	.472	6th	Rick Renick
1996	Chicago (AL)	American Association	77-67	.535	4th	Rick Renick
1997	Chicago (AL)	American Association	74-69	.517	T-3rd	Tom Spencer
1998	Pittsburgh	Pacific Coast	67-76	.469	12th	Trent Jewett
1999	Pittsburgh	Pacific Coast	80-60	.571	4th	Trent Jewett
2000	Pittsburgh	Pacific Coast	63-79	.444	T-12th	Trent Jewett/Richie Hebner
2001	Pittsburgh	Pacific Coast	64-77	.454	13th	Marty Brown
2002	Pittsburgh	Pacific Coast	72-71	.503	T-8th	Marty Brown
2003	Pittsburgh	Pacific Coast	81-62	.566	2nd	Trent Jewett
2004	Pittsburgh	Pacific Coast	63-79	.444	14th	Trent Jewett
2005*	Milwaukee	Pacific Coast	75-69	.521	6th	Frank Kremblas
2006	Milwaukee	Pacific Coast	76-68	.528	T-5th	Frank Kremblas
2007	Milwaukee	Pacific Coast	89-55	.618	1st	Frank Kremblas
2008	Milwaukee	Pacific Coast	59-81	.421	16th	Frank Kremblas
2009	Milwaukee	Pacific Coast	75-69	.521	5th	Don Money
2010	Milwaukee	Pacific Coast	77-67	.535	5th	Don Money
2011	Milwaukee	Pacific Coast	71-73	.493	T-6th	Don Money
2012	Milwaukee	Pacific Coast	67-77	.465	12th	Mike Guerrero
2013	Milwaukee	Pacific Coast	57-77	.396	16th	Mike Guerrero/Charlie Greene
2014	Milwaukee	Pacific Coast	77-67	.535	5th	Rick Sweet
2015	Oakland	Pacific Coast	66-78	.458	12th	Steve Scarsone
2016	Oakland	Pacific Coast	83-59	.585	3rd	Steve Scarsone
2017	Oakland	Pacific Coast	68-71	.489	T-8th	Ryan Christenson
2018	Oakland	Pacific Coast	72-68	.514	T-6th	Fran Riordan
2019	Texas	Pacific Coast	66-72	.478	9th	Jason Wood
<b>TOTALS</b>			<b>3083-2921 (.513)</b>			

\* = Won League Championship

\*\* = Represents composite league standing

\*\*\* = The Sounds had five different managers in 1988. They include Jack Lind, Wayne Garland, Jim Hoff, George Scherger and Frank Lucchesi.

FRANCHISE YEAR-BY-YEAR ATTENDANCE

YEAR	ATTENDANCE	DATES	AVERAGE	CUMULATIVE TOTAL
1978	380,159	71	5,354	380,159
1979	515,488	70	7,364	895,647
1980	575,676	71	8,108	1,471,323
1981	567,994	74	7,676	2,039,317
1982	532,449	75	7,099	2,571,766
1983	500,048	77	6,494	3,071,814
1984	376,440	76	4,953	3,448,254
1985	364,225	72	5,059	3,812,479
1986	364,614	69	5,284	4,177,093
1987	378,715	69	5,489	4,555,808
1988	317,785	70	4,540	4,873,593
1989	457,854	73	6,272	5,331,447
1990	605,122	76	7,962	5,936,569
1991	454,575	72	6,651	6,391,144
1992	489,991	72	6,805	6,881,135
1993	438,745	72	6,094	7,319,880
1994	300,821	72	4,178	7,620,701
1995	355,133	72	4,932	7,975,834
1996	303,407	72	4,214	8,279,241
1997	269,186	72	3,739	8,548,427
1998	323,068	72	4,487	8,871,495
1999	335,901	71	4,731	9,207,396
2000	269,682	69	3,908	9,477,078
2001	305,385	69	4,426	9,782,463
2002	322,059	69	4,668	10,104,522
2003	387,345	67	5,781	10,491,867
2004	405,536	67	6,053	10,897,403
2005	419,412	69	6,078	11,316,815
2006	410,569	69	5,950	11,727,384
2007	411,959	70	5,885	12,139,343
2008	354,662	67	5,293	12,494,005
2009	305,434	68	4,492	12,799,439
2010	319,235	67	4,765	13,118,674
2011	335,143	69	4,857	13,453,817
2012	321,042	67	4,792	13,774,859
2013	355,003	70	5,071	14,129,862
2014	323,961	66	4,909	14,453,823
2015	565,548	71	7,965	15,019,371
2016	504,060	71	7,099	15,523,431
2017	593,679	67	8,861	16,117,110
2018	603,135	69	8,751	16,720,245
2019	578,291	67	8,631	17,298,536
TOTAL	17,298,536	2,957	5,850	—

FIRST HORIZON PARK SELLOUTS

2015: 19  
2016: 14  
2017: 22  
2018: 20  
2019: 23  
Total: 98



**SINGLE-SEASON INDIVIDUAL BATTING RECORDS**

<b>RECORD</b>	<b>PLAYER</b>	<b>NUMBER</b>	<b>YEAR</b>
Batting Average	Bruce Fields	.368	1986
Games	Skeeter Barnes	145	1979
	Gene Menees	145	1979
At-Bats	Norberto Martin	580	1993
Runs	Ted Wilborn	106	1981
Hits	Norberto Martin	179	1993
Total Bases	Steve Balboni	288	1980
	Brian Dayett	288	1982
Doubles	Joey Wendle	42	2015
Triples	Jorge Mateo	16	2018
Home Runs	Steve Balboni	34	1980
	Brian Dayett	34	1982
Runs Batted In	Steve Balboni	122	1980
Sacrifice Hits	Alcides Escobar	19	2009
Sacrifice Flies	Nate Chapman	9	1982
	Ivan Cruz	9	1999
	Mendy Lopez	9	2002
	Steve Lombardozzi	9	2018
Hit-By-Pitch	Drew Denson	35	1994
Base on Balls	Otis Nixon	110	1981
Strikeouts	Sheldon Neuse	172	2018
Stolen Bases	Otis Nixon	72	1981

**SINGLE-SEASON INDIVIDUAL PITCHING RECORDS**

<b>RECORD</b>	<b>PLAYER</b>	<b>NUMBER</b>	<b>YEAR</b>
Wins	Clay Christiansen	16	1982
	Stefan Wever	16	1982
Losses	Zach Kroenke	16	2013
Earned Run Average	Chris Hammond	2.17	1990
Games	Geoff Combe	66	1978
Games Started	Ben Callahan	29	1982
	Clay Christiansen	29	1982
	Stefan Weber	29	1982
	Luis Vazquez	29	1989
	Rodney Imes	29	1990
Complete Games	Jamie Werly	18	1981
Saves	Mark Corey	30	2003
Innings Pitched	Jamie Werly	222.1	1981
Runs	Ben Callahan	109	1982
Earned Runs	Tony McKnight	102	2002
Home Runs Allowed	James Baldwin	27	1995
	Jeff Housman	27	2005
Hit Batsmen	Tim Dillard	16	2010
Base on Balls	Mike Bertotti	105	1997
Strikeouts	Jamie Werly	193	1981
Wild Pitches	Clay Christiansen	18	1982



**SINGLE-GAME TEAM & INDIVIDUAL RECORDS**

TEAM BATTING	
Most Runs Scored, Game	20 - 5/31/81 vs. Knoxville 5/20/00 at Colorado Springs
Most Hits, Game	24 - 5/20/00 at Colorado Springs 5/21/00 at Colorado Springs 8/4/11 at Colorado Springs (G1)
Most Doubles, Game	8 - 6/2/81 vs. Birmingham 5/22/94 vs. Oklahoma City 5/1/02 at Oklahoma 5/27/03 at Iowa 8/10/11 at Reno 5/27/15 at Sacramento
Most Triples, Game	4 - 5/1/87 at Denver 6/25/90 at Oklahoma City
Most Home Runs, Game	6 - 7/30/99 at Memphis 8/10/19 at Sacramento
Most Stolen Bases, Game	7 - 6/22/90 vs. Denver 7/25/09 at Oklahoma City
Most Walks, Game	13 - 6/29/02 at Iowa
Most Strikeouts, Game	29 - 5/5/06 vs. New Orleans -- PCL Record
Nine-Inning Game	17 - 5/20/99 vs. Iowa 8/14/05 at Memphis 5/30/06 vs. Iowa 5/3/13 at Round Rock 5/10/13 vs. Fresno
Most Runners LOB, Game	22 - 5/5/06 vs. New Orleans
Nine-Inning Game	20 - 4/18/79 at Jacksonville

TEAM PITCHING	
Most Runs Allowed, Game	20 - 8/19/13 vs. Round Rock 8/25/14 vs. Sacramento
Most Hits Allowed, Game	24 - 5/27/12 vs. Round Rock 8/25/14 vs. Sacramento
Most Walks, Game	15 - 4/28/19 at Iowa
Most Strikeouts, Game	20 - 6/26/93 vs. Oklahoma City

INDIVIDUAL BATTING	
Most At-Bats, Game	11 - Chris Barnwell, 5/5/06 vs. New Orleans
Most Runs Scored, Game	5 - Adrian Brown, 5/12/99 at Tucson Erick Almonte, 7/5/11 vs. Memphis Taylor Green, 7/28/11 at Oklahoma City
Most Hits, Game	5 - Multiple times, most recently by Mark Canha, 7/25/17 vs. Las Vegas
Most Doubles, Game	4 - Tim Laker, 8/30/98 vs. New Orleans
Most Triples, Game	2 - 13 times, most recently by Jorge Mateo, 7/24/18 at Las Vegas
Most Home Runs, Game	3 - Steve Balboni, 5/1/80 at Knoxville Dan Pasqua, 9/3/84 vs. Memphis Darnell Coles, 4/10/92 at Denver Craig Wilson, 6/6/00 vs. Tucson Ryan Braun, 4/14/07 at New Orleans Russell Branyan, 5/16/08 vs. New Orleans Matt Chapman, 9/3/16 at New Orleans
Most RBIs, Game	8 - Anthony Garcia, 7/17/18 at New Orleans
Most Stolen Bases, Game	4 - Otis Nixon, 8/31/81 at Chattanooga
Most Walks, Game	4 - 20 times, most recently by Bruce Maxwell, 7/27/18 at Salt Lake
Most Strikeouts, Game	7 - Brad Nelson, 5/5/06 vs. New Orleans -- PCL Record
Nine-Inning Game	4 - 88 times, most recently by Scott Heineman, 6/29/19 vs. OKC City

INDIVIDUAL PITCHING	
Most Strikeouts, Game	15 - Jamie Werly, 8/28/81 vs. Charlotte Luis Vazquez, 6/29/89 vs. Columbus John Wasdin, 4/7/03 vs. Albuquerque
Most Walks, Game	10 - Bryan Kelly, 5/4/86 at Buffalo Chris Hammond, 5/26/89 vs. Pawtucket
Most Runs Allowed, Game	14 - Jamie Werly, 8/18/81 at Birmingham
Most Hits Allowed, Game	16 - Jamie Werly, 8/18/81 at Birmingham

**SINGLE-SEASON TEAM RECORDS**

<b>GENERAL</b>	<b>HIGH</b>	<b>YEAR(S)</b>	<b>LOW</b>	<b>YEAR(S)</b>
Wins	97	1980	57	2013
Losses	87	2013	46	1980
Winning Pct.	.678	1980	.421	2008
Streaks W/L	15	1999, 2018	12	1987
Home Wins	51	1980	28	2000
Home Losses	43	2000	20	1980
Home Winning Pct.	.718	1980	.394	2000
Road Wins	47	2016	23	1986
Road Losses	48	1986, 2013	23	2016
Road Winning Pct.	.671	2016	.324	1986
Extra-Inning Games	17	1980, '88, 2005, '12	5	2014
Extra-Inning Wins	14	1980	1	2013, '14
Extra-Inning Losses	11	1986, 2004, '12	3	1980
Extra-Inning Winning Pct.	.824	1980	.100	2013
One-Run Games	52	2011	34	1983
One-Run Wins	32	1980	13	2008
One-Run Losses	31	2006	12	1989, 2019
One-Run Winning Pct.	.707	1989	.342	2008
<b>BATTING</b>	<b>HIGH</b>	<b>YEAR(S)</b>	<b>LOW</b>	<b>YEAR(S)</b>
Batting Average	.289	1999	.251	1988
At-Bats	4,926	1992	4,411	1978
Runs	806	1999	489	1978
Hits	1,383	2011	1,100	1978
Total Bases	2,266	1999	1,458	1978
Doubles	292	1999	172	1991
Triples	60	1979, '80	18	2002
Home Runs	183	1999	36	1978
Runs Batted In	761	1999	421	1978
Sacrifice Hits	92	2009	13	2019
Sacrifice Flies	54	1986, '99	23	1991
Hit By Pitch	73	1998	23	1985, '88
Bases On Balls	680	1984	368	1996
Intentional Walks	48	1979	7	2019
Strikeouts	1,222	2018	624	1987
Stolen Bases	205	1981	57	2016
Caught Stealing	86	1980	21	2016
Runners Left On Base	1,156	1984	917	2014
<b>PITCHING</b>	<b>HIGH</b>	<b>YEAR(S)</b>	<b>LOW</b>	<b>YEAR(S)</b>
Earned Run Average	5.46	2019	3.13	1980
Complete Games	63	1983	1	2014, '19
Shutouts	14	1989	1	1999
Saves	46	1994	12	1983
Innings Pitched	1,295.0	1992	1,167.0	1978
Hits Allowed	1,364	2004	1,076	1978
Runs Allowed	814	2019	520	1978
Earned Runs Allowed	732	2019	421	1978
Home Runs Allowed	175	2019	54	1978
Hit Batsmen	96	2019	15	1979
Bases On Balls Allowed	666	1984	356	2002
Intentional Walks Allowed	79	1978	3	2018
Strikeouts	1,236	2014	708	1983
Wild Pitches	91	2000	40	2003
Balks	71	1988	2	2006
<b>FIELDING</b>	<b>HIGH</b>	<b>YEAR(S)</b>	<b>LOW</b>	<b>YEAR(S)</b>
Fielding Percentage	.984*	2007	.958	1984
Putouts	3,885	1992	3,504	1978
Assists	1,657	1982	1,273	2019
Errors	240	1984	86*	2007
Double Plays	168	2010	90	1979
Triple Plays	2	2011	0	31 times
Passed Balls	30	2013	3	2019

\* = PCL Record

**ANNUAL BATTING LEADERS**

YEAR	AVERAGE	GAMES	AT BATS
1978	Don Lyle .287	Don Lyle/George Weicker 128	Don Lyle 432
1979	Duane Walker .303	Skeeter Barnes/Gene Menees 145	Gene Menees 553
1980	Buck Showalter .323	Buck Showalter 142	Buck Showalter 550
1981	Willie McGee .322	Don Mattingly 141	Ted Wilborn 553
1982	Erik Peterson .301	Brian Dayett 144	Brian Dayett 536
1983	Vic Mata .303	Keith Smith 141	Scott Bradley 525
1984	Tommy Barrett .308	Keith Smith 138	Tommy Barrett 510
1985	Scotti Madison .341	Scottie Earl 125	Mike Laga 430
1986	Bruce Fields .368	German Rivera 140	German Rivera 506
1987	Jeff Treadway .315	Jeff Treadway 123	Leo Garcia 437
1988	Van Snider .290	Marty Brown/Van Snider 135	Van Snider 525
1989	Skeeter Barnes .303	Keith Lockhart 131	Keith Lockhart 479
1990	Leo Garcia .287	Skeeter Barnes 144	Skeeter Barnes 548
1991	Terry Lee .304	Adam Casillas 128	Leo Garcia 450
1992	Geronimo Berroa .328	Jeff Small 126	Jeff Small 503
1993	Matt Merullo .332	Norberto Martin 137	Norberto Martin 580
1994	Ray Durham .296	Drew Denson 138	Ray Durham 527
1995	Chris Snopak .323	Mike Robertson 139	Kerry Valrie 544
1996	Jeff Abbott .325	Mike Robertson/Kerry Valrie 138	Kerry Valrie 498
1997	Magglio Ordonez .329	Craig Wilson 137	Magglio Ordonez 523
1998	Darryl Brinkley .355	Chad Hermansen 126	Chad Hermansen 458
1999	Aramis Ramirez .328	Aramis Ramirez 131	Chad Hermansen 496
2000	Craig Wilson .283	Craig Wilson 124	Tike Redman 506
2001	Reed Secrist .305	Chad Hermansen 123	Chad Hermansen 447
2002	David Post .304	Humberto Cota/Chris Pritchett 118	Humberto Cota 404
2003	John Barnes .323	J.J. Davis/Dave Doster 122	Dave Doster 456
2004	Chris Truby .300	Chris Truby 130	Chris Truby 466
2005	Corey Hart .308	Steve Scarborough 128	Dave Krynzal 450
2006	Vinny Rottino .314	Brent Abernathy 123	Tony Gwynn 447
2007	Joe Dillon .317	Callix Crabbe 130	Callix Crabbe 457
2008	Brad Nelson .286	Brad Nelson 132	Brad Nelson 475
2009	Jason Bourgeois .316	Joe Koshansky 135	Brendan Katin 459
2010	Norris Hopper .286	Joe Koshansky 131	Luis Cruz 488
2011	Taylor Green .336	Eric Farris 134	Eric Farris 538
2012	Jordan Brown .306	Eric Farris 131	Eric Farris 483
2013	Sean Halton .273	Hunter Morris 134	Hunter Morris 497
2014	Eugenio Velez .309	Sean Halton 122	Sean Halton 416
2015	Jason Pridie .310	Joey Wendle 137	Joey Wendle 577
2016	Jaycob Brugman .295	Matt Olson 131	Renato Nunez 505
2017	Franklin Barreto .290	Renato Nuñez 126	Joey Wendle 478
2018	BJ Boyd .271	Sheldon Neuse 135	Sheldon Neuse 499
2019	Andy Ibáñez .300	Matt Davidson 124	Zack Granite 504

## ANNUAL BATTING LEADERS

YEAR	RUNS		HITS		DOUBLES	
1978	Don Lyle	65	Don Lyle	124	Don Lyle	28
1979	Duane Walker	97	Duane Walker	165	Duane Walker	28
1980	Steve Balboni	101	Buck Showalter	178	Pat Tabler	38
1981	Ted Wilborn	106	Don Mattingly	173	Don Mattingly	35
1982	Brian Dayett	89	Buck Showalter	152	Brian Dayett/Buck Showalter	29
1983	Scott Bradley	83	Scott Bradley	142	Scott Bradley	33
1984	Tommy Barrett	82	Tommy Barrett	157	Pete Dalena	28
1985	Scotti Madison	59	Darrell Brown	116	Mike Laga	30
1986	German Rivera	86	German Rivera	151	Bruce Fields	31
1987	Jeff Treadway	66	Jeff Treadway	129	Jeff Treadway	28
1988	Van Snider	72	Van Snider	152	Luis Quinones	28
1989	Keith Lockhart	77	Skeeter Barnes	143	Skeeter Barnes	39
1990	Skeeter Barnes	83	Skeeter Barnes	156	Leo Garcia	33
1991	Terry Lee	70	Terry Lee	133	Keith Lockhart	25
1992	Geronimo Berroa	73	Geronimo Berroa	151	Geronimo Berroa	33
1993	Norberto Martin	87	Norberto Martin	179	Drew Denson	36
1994	Drew Denson	94	Ray Durham	156	Ray Durham	33
1995	Kerry Valrie	75	Kerry Valrie	136	Kerry Valrie	30
1996	Olmedo Saenz	86	Jeff Abbott	143	Olmedo Saenz	29
1997	Jeff Abbott	88	Magglio Ordonez	172	Jeff Abbott	35
1998	Chad Hermansen	81	Darryl Brinkley	132	Chad Hermansen	26
1999	Emil Brown	97	Aramis Ramirez	151	Darryl Brinkley/Aramis Ramirez	35
2000	Craig Wilson	83	Tike Redman	132	Tim Laker	28
2001	Chad Hermansen	75	Tike Redman	121	Humberto Cota/Chad Hermansen	22
2002	Curtis Pride	71	Chris Pritchett	116	Humberto Cota	27
2003	J.J. Davis/Dave Doster	68	Dave Doster	126	John Barnes/Dave Doster	32
2004	Chris Truby	96	Chris Truby	140	Chris Truby	41
2005	Corey Hart	85	Corey Hart	132	Corey Hart	29
2006	Tony Gwynn	73	Tony Gwynn	134	Vinny Rottino	25
2007	Callix Crabbe	84	Callix Crabbe	131	Drew Anderson/Joe Dillon	28
2008	Brad Nelson	78	Brad Nelson	136	Brad Nelson	36
2009	Alcides Escobar	76	Jason Bourgeois	134	Brendan Katin	33
2010	Joe Koshansky	67	Luis Cruz	137	Luis Cruz	29
2011	Mat Gamel	90	Mat Gamel	153	Taylor Green	36
2012	Logan Schafer	72	Eric Farris	138	Caleb Gindl	27
2013	Josh Prince	68	Hunter Morris	123	Sean Halton	29
2014	Sean Halton	63	Eugenio Velez	125	Sean Halton	29
2015	Jason Pridie	84	Joey Wendle	167	Joey Wendle	42
2016	Joey Wendle	81	Joey Wendle	137	Matt Olson	34
2017	Renato Nuñez	74	Franklin Barreto/Joey Wendle	136	Joey Wendle	29
2018	Anthony Garcia	78	Sheldon Neuse	131	Anthony Garcia	31
2019	Andy Ibáñez	91	Zack Granite	146	Andy Ibáñez	30

**ANNUAL BATTING LEADERS**

<b>YEAR</b>	<b>TRIPLES</b>		<b>HOME RUNS</b>		<b>RUNS BATTED IN</b>	
1978	Don Lyle	7	Don Lyle	7	Don Lyle	67
1979	Duane Walker	15	Paul Householder	20	Paul Householder	95
1980	Ted Wilborn	14	Steve Balboni	34	Steve Balboni	122
1981	Ted Wilborn	12	Brian Dayett	18	Don Mattingly	98
1982	Nate Chapman	7	Brian Dayett	34	Brian Dayett	96
1983	Matt Gallegos/Derwin McNealy	6	Mike Pagliarulo	19	Mike Pagliarulo	80
1984	Tommy Barrett	6	Dan Pasqua	33	Dan Pasqua	91
1985	Doug Baker/Scotti Madison	4	Mike Laga	20	Mike Laga	79
1986	Doug Baker	6	German Rivera	14	German Rivera	84
1987	Leo Garcia	8	Terry McGriff	10	Jeff Treadway	59
1988	Van Snider	8	Van Snider	23	Van Snider	73
1989	Van Snider	9	Keith Lockhart	14	Van Snider	64
1990	Leo Garcia	8	Terry Lee	15	Terry Lee	67
1991	Angel Gonzalez	7	Terry Lee	15	Terry Lee	67
1992	4 players with	3	Geronimo Berroa	22	Geronimo Berroa	88
1993	Mike Huff/Norberto Martin	4	Drew Denson	24	Drew Denson	103
1994	Ray Durham/Gary Thurman	12	Drew Denson	30	Drew Denson	103
1995	Doug Brady	6	Mike Robertson	19	Olmedo Saenz	74
1996	Doug Brady	7	Mike Robertson	21	Mike Robertson	74
1997	5 players with	3	Greg Norton	26	Magglio Ordonez	90
1998	Adrian Brown/Chad Hermansen	5	Chad Hermansen	28	Chad Hermansen	78
1999	Emil Brown	5	Chad Hermansen	32	Chad Hermansen	97
2000	Tike Redman	11	Craig Wilson	33	Craig Wilson	86
2001	Tike Redman	10	Reed Secrist	22	Humberto Cota	72
2002	Tike Redman	4	Armando Romero	17	Mendy Lopez	72
2003	Aaron Holbert/Tike Redman	7	J.J. Davis	26	John Barnes	69
2004	Rich Thompson	13	Chris Truby	25	Chris Truby	83
2005	Corey Hart/Rickie Weeks	9	Prince Fielder	28	Prince Fielder	86
2006	Tony Gwynn	5	Nelson Cruz	20	Nelson Cruz	73
2007	Callix Crabbe	9	Laynce Nix	24	Laynce Nix	74
2008	Brendan Katin	4	Laynce Nix	23	Brad Nelson	78
2009	3 players with	6	Brendan Katin/Joe Koshansky	24	Brendan Katin	92
2010	Ray Olmedo	5	Brendan Katin/Joe Koshansky	26	Joe Koshansky	79
2011	Eric Farris/Caleb Gindl	5	Mat Gamel	28	Mat Gamel	96
2012	Logan Schafer	9	Sean Halton	17	Sean Halton	57
2013	Blake Davis/Scooter Gennett	5	Hunter Morris	24	Hunter Morris	73
2014	Hector Gomez/Pete Orr	6	Matt Clark/Jeremy Hermida	16	Jeremy Hermida	67
2015	Joey Wendle	8	Jason Pridie	20	Jason Pridie	89
2016	Joey Wendle	9	Renato Nuñez	23	Renato Nuñez	75
2017	Joey Wendle	8	Renato Nuñez	32	Renato Nuñez	78
2018	Jorge Mateo	16	Anthony Garcia	25	Anthony Garcia	91
2019	Zack Granite	8	Matt Davidson	33	Matt Davidson	101

## ANNUAL BATTING LEADERS

YEAR	WALKS		STRIKEOUTS		STOLEN BASES	
1978	Don Lyle	56	Tim Doerr	79	Steve Hughes	19
1979	Duane Walker	89	Duane Walker	67	Duane Walker	46
1980	Steve Balboni	81	Steve Balboni	162	Nate Chapman	46
1981	Otis Nixon	110	Otis Nixon	101	Otis Nixon	72
1982	Brian Dayett	80	Tommie Dodd	99	Otis Nixon	61
1983	Keith Smith	92	Keith Smith	103	Derwin McNealy	39
1984	Keith Smith	105	Dan Pasqua	148	Tommy Barrett	53
1985	Scottie Earl	50	Scottie Earl	98	Darrell Brown	32
1986	Tim Tolman	67	German Rivera	80	Scottie Earl	30
1987	Jeff Treadway	52	Orsino Hill	70	Leo Garcia	41
1988	Ron Roenicke	54	Marty Brown	111	Lenny Harris	45
1989	Keith Lockhart	61	Van Snider	117	Skeeter Barnes/Marty Brown	15
1990	Keith Lockhart	51	Chris Jones	86	Skeeter Barnes	34
1991	Terry Lee	62	Terry Lee	80	Leo Garcia	17
1992	Nick Capra	51	Geronimo Berroa	69	Nick Capra	31
1993	Mike Huff	64	Chris Cron	114	Norberto Martin	31
1994	Drew Denson	56	Domingo Martinez	102	Ray Durham	34
1995	Mike Robertson	50	Kerry Valrie	107	Doug Brady	32
1996	Olmedo Saenz	53	Kerry Valrie	94	Doug Brady	20
1997	Greg Norton	57	Greg Norton	101	Magglio Ordonez	14
1998	Chad Hermansen	50	Chad Hermansen	152	Adrian Brown	25
1999	Aramis Ramirez	73	Chad Hermansen	119	Chad Hermansen	19
2000	John Wehner	56	Craig Wilson	121	Emil Brown	26
2001	Reed Secrist	48	Chad Hermansen	154	Chad Hermansen	22
2002	Reed Secrist	52	Humberto Cota	106	Adrian Brown/Curtis Pride	22
2003	Brad King	42	Mike Gulan	105	Tike Redman	42
2004	Chris Truby	47	Chris Truby	96	Rich Thompson	41
2005	Prince Fielder	54	Dave Krynzal	138	Corey Hart	31
2006	Graham Koonce	51	Dave Krynzal	107	Jermaine Clark	33
2007	Callix Crabbe	67	Layne Nix	104	Callix Crabbe	17
2008	Brad Nelson	73	Brendan Katin	109	Tony Gwynn	20
2009	Joe Koshansky	64	Joe Koshansky	166	Alcides Escobar	42
2010	Joe Koshansky	62	Joe Koshansky	152	Norris Hopper	22
2011	Caleb Gindl	63	Caleb Gindl	93	Eric Farris	21
2012	Sean Halton	43	Caleb Gindl	98	Eric Farris	35
2013	Josh Prince	60	Hunter Morris	122	Josh Prince	25
2014	Jeremy Hermida	62	Sean Halton/Jeremy Hermida	90	Eugenio Velez	27
2015	Jason Pridie	55	Joey Wendle	114	Craig Gentry	25
2016	Matt Olson	71	Matt Olson	132	Joey Wendle	14
2017	Renato Nuñez	47	Renato Nuñez/Franklin Barreto	141	Franklin Barreto/Jaff Decker	15
2018	Anthony Garcia	65	Sheldon Neuse	172	Jorge Mateo	25
2019	Andy Ibañez/Patrick Wisdom	53	Matt Davidson	151	Zack Granite	25



## ANNUAL PITCHING LEADERS

YEAR	WINS	LOSSES	EARNED RUN AVG. (112 IP)
1978	Geoff Combe 12	Jay Howell 14	Bruce Berenyi 2.47
1979	Bill Kelly 13	Bill Dawley/Raul Ferreyra 9	Scott Brown 2.40
1980	Andy McGaffigan/Brian Ryder 15	Tom Filer/Brian Ryder 9	Andy McGaffigan 2.38
1981	Jamie Werly 13	Jamie Werly 11	Jamie Werly 2.59
1982	Clay Christiansen/Stefan Wever 16	Ben Callahan 13	Stefan Wever 2.78
1983	Kelly Scott 14	Mike Browning/Kelly Scott 7	Kelly Scott 2.92
1984	Bob Tewksbury 11	Ben Callahan 10	Bob Tewksbury 2.83
1985	Paul Voigt 11	Rich Monteleone 12	Paul Voigt 3.17
1986	Brian Denman/Jeff Robinson 10	Jeff Conner/Brian Denman 10	Jack Lazorko 3.20
1987	Scott Terry 11	Jeff Gray/Hugh Kemp/Scott Terry 10	Scott Terry 3.96
1988	Hugh Kemp 13	Norm Charlton/Hugh Kemp 10	Jack Armstrong 3.00
1989	Jack Armstrong 13	Keith Brown/Luis Vasquez 13	Jack Armstrong 2.91
1990	Chris Hammond 15	Rob Lopez 10	Chris Hammond 2.17
1991	Ross Powell 8	Tim Pugh 11	Tim Pugh 3.81
1992	Keith Brown/Tim Pugh 12	Gino Minutelli 12	Tim Pugh 3.55
1993	Rodney Bolton 10	Steve Schrenk 8	Rodney Bolton 2.88
1994	Scott Ruffcorn 15	Robert Ellis 10	Rodney Bolton 2.56
1995	Rodney Bolton 14	James Baldwin 9	Rodney Bolton 2.88
1996	Scott Ruffcorn 13	Steve Schrenk 10	Tom Fordham 3.45
1997	Nelson Cruz 11	Mike Bertotti 9	Mike Sirotka 3.28
1998	Sean Lawrence 12	Jimmy Anderson/Kris Benson 10	Sean Lawrence 5.02
1999	Jimmy Anderson 11	Bob Baldacki 8	Jimmy Anderson 3.84
2000	Bronson Arroyo 8	Travis Baptist 10	Travis Baptist 5.62
2001	Sam McConnell/Don Wengert 7	Sam McConnell 10	Eric Moody 3.45
2002	Tony McKnight 11	Tony McKnight 14	Bronson Arroyo 2.96
2003	Nelson Figueroa/Ryan Vogelsong 12	Ryan Vogelsong 8	Nelson Figueroa 2.97
2004	Nelson Figueroa 12	John Van Benschoten 11	Dave Williams 3.47
2005	Rick Helling 9	Ben Hendrickson/Jeff Housman 12	Rick Helling 4.13
2006	Dennis Sarfate 10	Ben Hendrickson 8	Jared Fernandez 3.27
2007	R.A. Dickey 13	Zach Jackson 10	R.A. Dickey 3.72
2008	Sam Naron 9	Chris Narveson 13	Lindsay Gulin 3.54
2009	Tim Dillard 11	Lindsay Gulin 10	Tim Dillard/Chase Wright 4.51
2010	Sam Naron 9	Chris Waters 10	Chase Wright 5.13
2011	Josh Butler 9	Amaury Rivas 12	Frankie De La Cruz 3.38
2012	Wily Peralta/Claudio Vargas 7	Seth McClung 13	Wily Peralta 4.66
2013	Johnny Hellweg 12	Zach Kroenke 16	Johnny Hellweg 3.15
2014	Jimmy Nelson 10	Donovan Hand/Ariel Pena 8	Ariel Pena 4.56
2015	Barry Zito 8	Brad Mills 12	Barry Zito 3.46
2016	Dillon Overton 13	Angel Castro/Chris Smith 8	Dillon Overton 3.29
2017	Paul Blackburn/Ben Bracewell/Chris Jensen 5	Zach Neal 8	Paul Blackburn 3.05
2018	Dean Kiekhefer 8	Eric Jokisch 11	Eric Jokisch 4.06
2019	Tim Dillard 9	Tim Dillard 9	Tim Dillard 4.75

**ANNUAL PITCHING LEADERS**

YEAR	GAMES		SAVES		INNINGS PITCHED	
1978	Geoff Combe	66	Geoff Combe	9	Jay Howell	166.0
1979	Raul Ferreyra	61	Geoff Combe	27	Bill Kelly	149.0
1980	Paul Boris	49	Paul Boris	9	Brian Ryder	201.0
1981	Curt Kaufman	44	Curt Kaufman	12	Jamie Werly	222.1
1982	Frank Ricci	38	Guy Elston	7	Stefan Wever	214.0
1983	Mark Silva	37	Mark Silva	6	Kelly Scott	188.0
1984	Johnny Baldwin	48	Randy Graham	17	Bob Tewksbury	172.0
1985	Chuck Cary	48	Chuck Cary/Sid Monge	8	Brian Denman	181.2
1986	John Pacella	43	John Pacella	17	Brian Denman	163.0
1987	Jeff Gray/Carl Willis	53	Jeff Gray	14	Scott Terry	181.2
1988	Jeff Gray	42	Rob Dibble	13	Norm Charlton	182.0
1989	Jeff Gray	44	Mike Roester	10	Jack Armstrong	182.2
1990	Joey Viera	49	Bob Sebra	13	Rodney Imes	169.2
1991	Joey Viera	62	Keith Brown	16	Tim Pugh	148.2
1992	Milt Hill	53	Milt Hill	18	Tim Pugh	169.2
1993	Brian Drahman	54	Brian Drahman	20	Steve Schrenk	122.1
1994	Michael Mongiello	45	Dane Johnson	24	Steve Schrenk	178.2
1995	Joey Viera	56	Dane Johnson	15	Rodney Bolton	131.1
1996	Rich Sauveur	61	Stacy Jones	12	Scott Ruffcorn	149.0
1997	Todd Rizzo	54	Jeff Darwin	22	Rich Pratt	149.1
1998	Steve Mintz	56	Jeff McCurry	23	Kris Benson	156.0
1999	Jim Dougherty	53	Jim Dougherty	10	Todd Van Poppel	163.2
2000	Cory Bailey	55	Cory Bailey	12	Travis Baptist	133.0
2001	Eric Moody	42	Brian Smith	11	Sam McConnell	134.1
2002	Scott Service	47	Brian Smith	7	Tony McKnight	175.1
2003	Jim Mann	51	Mark Corey	30	Nelson Figueroa	151.1
2004	Chris Fussell	51	Mark Corey	16	Nelson Figueroa	152.1
2005	Jeff Bennett	49	Jeff Bennett	13	Ben Hendrickson	155.2
2006	Mitch Stetter	51	Alec Zumwalt	15	Ben Hendrickson	139.1
2007	Dennis Sarfate	45	Luther Hackman	18	Zach Jackson	169.2
2008	Luis Pena	52	Luis Pena	15	Lindsay Gulin	137.1
2009	David Johnson	47	Chris Smith	17	Tim Dillard	147.2
2010	David Johnson	48	Chris Smith	26	Chase Wright	151.0
2011	Zack Segovia	45	Mike McClendon	8	Sam Narron	160.0
2012	Amaury Rivas	50	Jim Henderson	15	Wily Peralta	146.2
2013	Travis Webb	56	Rob Wooten	20	Zach Kroenke	129.2
2014	Brent Leach	59	Rob Wooten	14	Ariel Pena	128.1
2015	Brock Huntzinger	43	Angel Castro/Ryan Cook	8	Barry Zito	138.0
2016	Ryan Brasier	46	Tucker Healy	8	Chris Smith	130.2
2017	Tucker Healy	35	Raul Alcantara/Simon Castro/Lou Trivino	8	Zach Neal	99.0
2018	Jeremy Bleich	38	Bobby Wahl	11	Eric Jokisch	148.2
2019	David Carpenter	39	David Carpenter	21	Tim Dillard	153.1

**ANNUAL PITCHING LEADERS**

<b>YEAR</b>	<b>RUNS ALLOWED</b>	<b>BASES ON BALLS</b>	<b>STRIKEOUTS</b>
1978	Bill Dawley 78	Bruce Berenyi 63	Jay Howell 173
1979	Bill Dawley 72	Greg Hughes 63	Scott Brown 109
1980	Tom Filer 94	Tom Filer 86	Brian Ryder 134
1981	Mike Morgan 97	Jamie Werly 88	Jamie Werly 193
1982	Ben Callahan 109	Stefan Wever 80	Stefan Wever 191
1983	Kelly Scott 74	Mark Shiflett 68	Kelly Scott 113
1984	Ben Callahan 102	Chuck Tomaselli 89	Jim Rasmussen 84
1985	Brian Denman 93	Bryan Kelly 89	Rich Monteleone 97
1986	Brian Denman 108	Bryan Kelly 77	Jack Lazorko 119
1987	Scott Terry 94	Bill Cutshall 85	Jeff Montgomery 121
1988	Hugh Kemp 89	Hugh Kemp 68	Norm Charlton 161
1989	Keith Brown 99	Chris Hammond 96	Jack Armstrong 152
1990	Rodney Imes 82	Rodney Imes 68	Chris Hammond 149
1991	Rodney Imes 75	Ross Powell 63	Tim Pugh 89
1992	Gino Minutelli 96	Gino Minutelli 76	Mo Sanford 129
1993	Larry Thomas 73	Frank Campos 58	Frank Campos 86
1994	Steve Schrenk 71	James Baldwin 83	James Baldwin 156
1995	James Baldwin 76	James Baldwin 44	James Baldwin 89
1996	Scott Ruffcorn 71	Tom Fordham 69	Scott Ruffcorn 129
1997	Rich Pratt 89	Mike Bertotti 105	Nelson Cruz 93
1998	Kris Benson 102	Jimmy Anderson 72	Kris Benson 129
1999	Todd Van Poppel 95	Todd Van Poppel 62	Todd Van Poppel 157
2000	Travis Baptist 85	Jose Parra 65	Travis Baptist 93
2001	Sam McConnell 103	Steve Sparks 64	Sam McConnell 98
2002	Tony McKnight 108	Matt Guerrier 47	Salomon Torres 136
2003	Ryan Vogelsong 75	Ryan Vogelsong 54	Ryan Vogelsong 146
2004	Nelson Figueroa 79	John Van Benschoten 49	Nelson Figueroa 129
2005	Ben Hendrickson 100	Jeff Housman 72	Ben Hendrickson 122
2006	Jared Fernandez 64	Dennis Sarfate 78	Dennis Sarfate 117
2007	Zach Jackson 95	Zach Jackson 64	Zach Jackson 123
2008	Chris Narveson 90	Lindsay Gulin 73	Chris Narveson 125
2009	Tim Dillard 86	Lindsay Gulin 77	Lindsay Gulin 97
2010	Chase Wright 93	Chuck Lofgren 75	Chase Wright 93
2011	Sam Narron 99	Amaury Rivas 81	Frankie De La Cruz 126
2012	Seth McClung 82	Wily Peralta 78	Wily Peralta 146
2013	Zach Kroenke 73	Johnny Hellweg 81	Jimmy Nelson 91
2014	Ariel Pena 69	Ariel Pena 75	Ariel Pena 140
2015	Brad Mills 74	Barry Zito 60	Aaron Brooks 103
2016	Chris Smith 64	Chris Smith 45	Chris Smith 121
2017	Chris Jensen 59	Chris Jensen 29	Daniel Gossett 71
2018	Eric Jokisch 84	Eric Jokisch 46	Eric Jokisch 121
2019	Wes Benjamin 96	Wes Benjamin 53	Wes Benjamin 114

## ALL-TIME SOUNDS LEAGUE LEADERS

### BATTING AVERAGE

1985 - Scott Madison (.341)  
1986 - Bruce Fields (.368)  
1993 - Matt Merullo (.332)

### HITS

1980 - Buck Showalter (178)  
1982 - Buck Showalter (152)  
1990 - Skeeter Barnes (156)  
1993 - Norberto Martin (179)  
2015 - Joey Wendle (167)

### RUNS

1980 - Steve Balboni (101)  
1981 - Ted Wilborn (106)

### RBI

1980 - Steve Balboni (122)  
1994 - Drew Denson (103)

### TOTAL BASES

1980 - Steve Balboni (288)  
1982 - Brian Dayett (285)  
1994 - Ray Durham (261)

### DOUBLES

1981 - Don Mattingly (35)  
1989 - Skeeter Barnes (39)

### TRIPLES

1979 - Duane Walker (9)  
1980 - Ted Wilborn (14)  
1989 - Van Snider (9, 3-way tie)  
1994 - Ray Durham & Gary Thurman (12, tie)  
2001 - Tike Redman (10, two-way tie)  
2004 - Rich Thompson (13)  
2018 - Jorge Mateo (16)

### HOME RUNS

1980 - Steve Balboni (34)  
1988 - Van Snider (23)  
1994 - Drew Denson (30)

### STOLEN BASES

1988 - Lenny Harris (45)  
2004 - Rich Thompson (41)

### SLUGGING PCT.

2003 - J.J. Davis (.554)

### FEWEST STRIKEOUTS PER PLATE APP.

1999 - Matt Howard (1:18.2 PA)

### FIELDING PCT.

1978 - 2B Gene Menees (.977)  
1979 - OF Paul Householder (.989)  
C Dave Van Gorder (.992)  
1980 - 1B Steve Balboni (.990)  
1982 - P Clay Christiansen (1.000, two-way tie)  
1983 - 3B Mike Pagliarulo (.954)  
1994 - 2B Ray Durham (.973)  
C Clemente Alvarez (.998)  
P Steve Schrenk (1.000, 45 TC)  
1995 - 1B Mike Robertson (.992)  
2B Doug Brady (.975)  
3B Olmedo Saenz (.939)  
1996 - 1B Mike Robertson (.996)  
1997 - OF Jeff Abbott (1.000, 243 TC)  
P Rich Pratt (1.000, 42 TC)  
1999 - 2B Matt Howard (.982)  
2000 - 2B John Wehner (.984)  
2001 - OF Ryan Radmanovich (.995)  
2002 - P Matt Guerrier (1.000, 46 TC)

### FIELDING PCT. (cont'd)

2004 - C Keith McDonald (.997)  
P Pat Mahomes (1.000, 45 TC)  
2007 - C Mike Rivera (.997)  
2009 - 1B Joe Koshansky (.997)  
2B Hernan Iribarren (.990)  
2011 - 2B Eric Farris (.983)  
2012 - 2B Eric Farris (.988)  
2015 - OF Jason Pridie (.993, 284 TC)  
2016 - 2B Joey Wendle (.986, 565 TC)

### WINS

1982 - Clay Christiansen & Stefan Wever (16, tie)  
1989 - Jack Armstrong (12, four-way tie)  
1990 - Chris Hammond (15)  
1992 - Keith Brown & Tim Pugh (12, five-way tie)  
1994 - Scott Ruffcorn (15)  
1996 - Scott Ruffcorn (13)  
2007 - R.A. Dickey (3)

### SAVES

1986 - John Pacella (17)  
2003 - Mark Corey (30, two-way tie)  
2010 - Chris Smith (26)  
2019 - David Carpenter (21)

### WINNING PCT.

1979 - Greg Hughes (.733, 11-4)  
1981 - Pete Filson (.833, 10-2, two-way tie)  
1990 - Chris Hammond (.938, 15-1 - 2nd-best all-time in AA - Louisville's Ben Tincup, 1.000, 1921)  
1994 - Scott Ruffcorn (.833, 15-3, two-way tie)  
1999 - Jimmy Anderson (.846, 11-2)  
2004 - Dave Williams (.750, 6-2)  
2005 - Rick Helling (.750, 9-3)  
2013 - Johnny Hellweg (.706, 12-5)

### ERA

1979 - Scott Brown (2.40)  
1980 - Andy McGaffigan (2.38)  
1982 - Stefan Wever (2.78)  
1990 - Chris Hammond (2.17)  
1993 - Rodney Bolton (2.88)  
1995 - Rodney Bolton (2.88)

### INNINGS PITCHED

1981 - Jamie Werly (222)  
1985 - Brian Denman (182, tie)  
1987 - Scott Terry (182)  
2019 - Tim Dillard (153.1)

### COMPLETE GAMES

2006 - Jared Fernandez (4)  
2007 - R.A. Dickey (3, two-way tie)  
2015 - Zach Neal (2, eight-way tie)  
2017 - Corey Walter (2)

### SHUTOUTS

1994 - Scott Ruffcorn (2, two-way tie)  
2006 - Jared Fernandez (2, four-way tie)  
2018 - James Naile (1, eight-way tie)

### STRIKEOUTS

1978 - Jay Howell (173)  
1981 - Jamie Werly (193)  
1982 - Stefan Wever (191)  
1986 - Jack Lazorko (119)  
1990 - Chris Hammond (149)  
1994 - James Baldwin (156)  
1999 - Todd Van Poppel (157)

# ALL-TIME BATTING LEADERS

## GAMES

PLAYER	NO.	YEARS
1. Skeeter Barnes	514	1979, '88-90
2. Chad Hermansen	468	1998-2002
3. Buck Showalter	453	1980-83
4. Caleb Gindl	445	2011-14
5. Mike Robertson	418	1994-96, '99
6. Leo Garcia	417	1987-88, '90-91
7. Tike Redman	407	2000-03, '09
8. Eddie Tanner	403	1987-90
9. Nate Chapman	384	1980-82
10. Joey Wendle	380	2015-17

## AT-BATS

PLAYER	NO.	YEARS
1. Skeeter Barnes	1848	1979, '88-90
2. Chad Hermansen	1751	1998-02
3. Buck Showalter	1671	1980-83
4. Tike Redman	1630	2000-03, '09
5. Caleb Gindl	1598	2011-14
6. Joey Wendle	1546	2015-17
7. Nate Chapman	1504	1980-82
8. Leo Garcia	1500	1987-88, '90-91
9. Mike Robertson	1382	1994-96, '99
10. Keith Lockhart	1321	1989-91

## RUNS SCORED

PLAYER	NO.	YEARS
1. Chad Hermansen	303	1998-2002
2. Skeeter Barnes	237	1979, '88-90
3. Nate Chapman	233	1980-82
4. Buck Showalter	231	1980-83
5. Joey Wendle	229	2015-17
6. Tike Redman	221	2000-03, '09
7. Caleb Gindl	211	2011-14
8. Brad Nelson	204	2005-08
9. Brendan Katin	200	2008-11
10. Leo Garcia	196	1987-88, '90-91

## HITS

PLAYER	NO.	YEARS
1. Skeeter Barnes	517	1979, '88-90
2. Buck Showalter	493	1980-83
3. Tike Redman	457	2000-03, '09
4. Joey Wendle	440	2015-17
5. Chad Hermansen	439	1998-2002
6. Caleb Gindl	435	2011-14
7. Nate Chapman	425	1980-82
8. Leo Garcia	404	1987-88, '90-91
9. Mike Robertson	356	1994-96, '99
10. Olmedo Saenz	350	1994-96

## STOLEN BASES

PLAYER	NO.	YEARS
1. Otis Nixon	133	1981-82
2. Tike Redman	103	2000-03, '09
3. Chad Hermansen	79	1998-2002
4. Lenny Harris	75	1987-88
5. Ted Wilborn	74	1980-81, '85
6. Leo Garcia	73	1987-88, '90-91
Nate Chapman	73	1980-82
8. Eric Farris	70	2010-12
9. Scottie Earl	69	1985-86, '88
Skeeter Barnes	69	1979, '88-90

## DOUBLES

PLAYER	NO.	YEARS
1. Joey Wendle	102	2015-17
2. Skeeter Barnes	94	1979, '88-90
3. Caleb Gindl	91	2011-14
4. Chad Hermansen	89	1998-2002
5. Brad Nelson	85	2005-08
6. Brendan Katin	83	2008-11
7. Buck Showalter	78	1980-83
8. Tim Laker	73	1998-2000
9. Mat Gamel	71	2008-11
Keith Lockhart	71	1989-91

## TRIPLES

PLAYER	NO.	YEARS
1. Tike Redman	32	2000-03, '09
2. Leo Garcia	26	1987-88, '90-91
Ted Wilborn	26	1980-81, '85
Nate Chapman	26	1980-82
5. Joey Wendle	25	2015-17
6. Duane Walker	18	1978-79
7. Van Snider	17	1988-89
8. Jorge Mateo	16	2018
Doug Brady	16	1993, '95-97
Buck Showalter	16	1980-83

## HOME RUNS

PLAYER	NO.	YEARS
1. Chad Hermansen	92	1998-2002
2. Brendan Katin	80	2008-11
3. Mike Robertson	57	1994-96, '99
4. Renato Nuñez	55	2016-17
5. Laynce Nix	54	2006-08
Drew Denson	54	1993-94
7. Mat Gamel	53	2008-11
8. Mike Rivera	52	2005-07, '09, '11
Brian Dayett	52	1980-82
10. Joe Koshansky	50	2009-10

## RUNS BATTED IN

PLAYER	NO.	YEARS
1. Chad Hermansen	286	1998-2002
2. Brendan Katin	265	2008-11
3. Skeeter Barnes	232	1979, '88-90
4. Mat Gamel	216	2008-11
Nate Chapman	216	1980-82
6. Drew Denson	206	1993-94
7. Buck Showalter	203	1980-83
8. Brad Nelson	199	2005-08
9. Olmedo Saenz	196	1994-96
10. Erik Peterson	182	1981-84

**ALL-TIME PITCHING LEADERS**

PLAYER	WINS	
	NO.	YEARS
1. Tim Dillard	48	2007-14, '19
2. Keith Brown	35	1988-92
3. Rodney Bolton	31	1993-95
4. Brian Keyser	30	1993-97
5. Chris Hammond	26	1989-90
6. Hugh Kemp	25	1987-89
7. Jamie Werly	25	1980-81, '83
8. Sam Narron	24	2008-11
9. Nelson Figueroa	24	2003-04
10. James Baldwin	23	1993-96

PLAYER	LOSSES	
	NO.	YEARS
1. Keith Brown	38	1988-92
2. Tim Dillard	33	2007-14, '19
3. Hugh Kemp	29	1987-89
4. Sam Narron	25	2008-11
5. Ben Callahan	23	1982-84
6. Chase Wright	22	2009-11
7. Bill Dawley	22	1978-79
8. Zach Jackson	21	2006-08
9. Gino Minutelli	21	1990-92
10. Luis Vazquez	21	1989-91
11. Charlie Mitchell	21	1988-91

PLAYER	GAMES	
	NO.	YEARS
1. Tim Dillard	242	2007-14, '19
2. Joey Viera	238	1990-92, '94-95
3. Mitch Stetter	183	2005-08, '10-12
4. Donovan Hand	169	2010-14
5. Rich Sauvuer	160	1996, '98-99
6. Keith Brown	153	1988-92
7. Jeff Gray	139	1987-89
8. Milton Hill	138	1990-92
9. Charlie Mitchell	137	1988-91
10. Geoff Combe	120	1978-79

PLAYER	STARTS	
	NO.	YEARS
1. Hugh Kemp	73	1987-89
2. Keith Brown	72	1988-92
3. Tim Dillard	69	2007-14, '19
4. Sam Narron	68	2008-11
5. Chase Wright	64	2009-11
6. James Baldwin	56	1993-96
7. Nelson Figueroa	55	2003-04
8. Jamie Werly	55	1980-81, '83
9. Luis Vazquez	54	1989-91
10. Rodney Bolton	53	1993-95
11. Gino Minutelli	53	1990-92

PLAYER	SAVES	
	NO.	YEARS
1. Mark Corey	46	2003-04
2. Chris Smith	43	2009-10, '16
3. Rob Wooten	41	2012-14
4. Dane Johnson	39	1994-95
5. Geoff Combe	36	1978-79
6. Jeff Gray	26	1987-89
7. Rich Sauvuer	25	1996, '98-99
8. Keith Brown	25	1988-92
9. Milton Hill	24	1990-92
10. Jeff McCurry	23	1998

PLAYER	INNINGS PITCHED	
	NO.	YEARS
1. Tim Dillard	710.0	2007-14, '19
2. Keith Brown	552.2	1988-92
3. Brian Keyser	493.1	1993-97
4. Sam Narron	450.2	2008-11
5. Hugh Kemp	444.0	1987-89
6. Jamie Werly	417.0	1980-81, '83
7. Rodney Bolton	363.0	1993-95
8. Chase Wright	358.1	2009-11
9. Charlie Mitchell	351.2	1988-91
10. Brian Denman	344.2	1985-86

PLAYER	RUNS ALLOWED	
	NO.	YEARS
1. Tim Dillard	398	2007-14, '19
2. Sam Narron	272	2008-11
3. Keith Brown	269	1988-92
4. Hugh Kemp	268	1987-89
5. Chase Wright	227	2009-11
6. Ben Callahan	214	1982-84
7. Zach Jackson	204	2006-08
8. Brian Denman	201	1985-86
9. Jamie Werly	181	1980-81, '83
10. James Baldwin	173	1993-96

PLAYER	HOME RUNS ALLOWED	
	NO.	YEARS
1. Tim Dillard	62	2007-14, '19
2. Sam Narron	54	2008-11
3. James Baldwin	46	1993-96
4. Hugh Kemp	43	1987-89
5. Chase Wright	40	2009-11
6. Tom Fordham	36	1996-97, '03
7. Matt Guerrier	35	2002-03
8. Zach Jackson	34	2006-08
9. Charlie Mitchell	32	1988-91
10. Nelson Figueroa	31	2003-04

PLAYER	BASES ON BALLS	
	NO.	YEARS
1. Tim Dillard	233	2007-14, '19
2. Hugh Kemp	207	1987-89
3. Keith Brown	178	1988-92
4. Jamie Werly	174	1980-81, '83
5. Luis Vazquez	172	1989-91
6. James Baldwin	167	1993-96
7. Bryan Kelly	166	1985-86
8. Mike Bertotti	164	1995-97
9. Chris Hammond	159	1989-90
10. Lindsay Gulin	153	2007-09

PLAYER	STRIKEOUTS	
	NO.	YEARS
1. Tim Dillard	437	2007-14, '19
2. Jamie Werly	352	1980-81, '83
3. Keith Brown	333	1988-92
4. James Baldwin	321	1993-96
5. Chris Smith	296	2009-10, '16-17
6. Jack Armstrong	296	1988-89, '91
7. Chris Hammond	291	1989-90
8. Hugh Kemp	253	1987-89
9. Nelson Figueroa	250	2003-04
10. Sam Narron	243	2008-11



# SINGLE-SEASON BATTING LEADERS

BATTING AVERAGE		
PLAYER	AVG.	YEAR
1. Bruce Fields	.368	1986
2. Darryl Brinkley	.355	1998
3. Scott Madison	.341	1985
4. Taylor Green	.336	2011
5. Matt Merullo	.332	1993
6. Magglio Ordonez	.329	1997
7. Aramis Ramirez	.328	1999
8. Geronimo Berroa	.328	1992
9. Jeff Abbott	.327	1997
10. Jeff Abbott	.325	1996

GAMES		
PLAYER	NO.	YEAR
1. Skeeter Barnes	145	1979
Gene Menees	145	1979
3. Skeeter Barnes	144	1990
Brian Dayett	144	1982
5. Duane Walker	143	1979
6. Buck Showalter	142	1980
Paul Householder	142	1979
8. Keith Smith	141	1983
Don Mattingly	141	1981
Steve Balboni	141	1980

AT-BATS		
PLAYER	NO.	YEAR
1. Norberto Martin	580	1993
2. Joey Wendle	577	2015
3. Ted Wilborn	553	1981
Gene Menees	553	1979
5. Buck Showalter	550	1980
6. Skeeter Barnes	548	1990
7. Don Mattingly	547	1981
8. Duane Walker	545	1979
9. Kerry Valrie	544	1995
10. Eric Farris	538	2011

RUNS SCORED		
PLAYER	NO.	YEAR
1. Ted Wilborn	106	1981
2. Steve Balboni	101	1980
3. Emil Brown	97	1999
Duane Walker	97	1979
5. Chris Truby	96	2004
6. Drew Denson	94	1994
Nate Chapman	94	1980
8. Paul Householder	93	1979
9. Aramis Ramirez	92	1999
10. Andy Ibáñez	91	2019

HITS		
PLAYER	NO.	YEAR
1. Norberto Martin	179	1993
2. Buck Showalter	178	1980
3. Don Mattingly	173	1981
4. Magglio Ordonez	172	1997
5. Joey Wendle	167	2015
6. Duane Walker	165	1979
7. Gene Menees	164	1979
8. Ted Wilborn	163	1981
9. Tommy Barrett	157	1984
Steve Balboni	157	1980

DOUBLES		
PLAYER	NO.	YEAR
1. Joey Wendle	42	2015
2. Chris Truby	41	2004
3. Skeeter Barnes	39	1989
4. Pat Tabler	38	1980
5. Taylor Green	36	2011
Brad Nelson	36	2008
Drew Denson	36	1993
8. Aramis Ramirez	35	1999
Darryl Brinkley	35	1999
Jeff Abbott	35	1997
Don Mattingly	35	1981

TRIPLES		
PLAYER	NO.	YEAR
1. Jorge Mateo	16	2018
2. Duane Walker	15	1979
3. Ted Wilborn	14	1980
4. Rich Thompson	13	2004
5. Gary Thurman	12	1994
Ray Durham	12	1994
Ted Wilborn	12	1981
Nate Chapman	12	1980
Eddie Milner	12	1979
10. Tike Redman	11	2000

HOME RUNS		
PLAYER	NO.	YEAR
1. Brian Dayett	34	1982
Steve Balboni	34	1980
3. Matt Davidson	33	2019
Craig Wilson	33	2000
Dan Pasqua	33	1984
6. Renato Nuñez	32	2017
Chad Hermansen	32	1999
8. Patrick Wisdom	31	2019
9. Drew Denson	30	1994
10. Mat Gamel	28	2011
Prince Fielder	28	2005
Chad Hermansen	28	1998

RUNS BATTED IN		
PLAYER	NO.	YEAR
1. Steve Balboni	122	1980
2. Drew Denson	103	1994
Drew Denson	103	1993
4. Matt Davidson	101	2019
5. Don Mattingly	98	1981
6. Chad Hermansen	97	1999
7. Mat Gamel	96	2011
Brian Dayett	96	1982
9. Paul Householder	95	1979
10. Brendan Katin	92	2009

BASES ON BALLS		
PLAYER	NO.	YEAR
1. Otis Nixon	110	1981
2. Keith Smith	105	1984
3. Dan Pasqua	95	1984
4. Keith Smith	92	1983
5. Duane Walker	89	1979
6. Tommy Barrett	86	1984
7. Paul Householder	84	1979
8. Steve Balboni	82	1980
9. Brian Dayett	80	1982
10. Tim Knight	74	1982

STRIKEOUTS		
PLAYER	NO.	YEAR
1. Sheldon Neuse	172	2018
2. Joe Koshansky	166	2009
3. Brendan Katin	164	2009
4. Steve Balboni	162	1980
5. Chad Hermansen	154	2001
6. Chad Hermansen	152	1998
Joe Koshansky	152	2010
8. Matt Davidson	151	2019
9. Dan Pasqua	148	1984
10. Franklin Barreto	141	2017
Renato Nuñez	141	2017

STOLEN BASES		
PLAYER	NO.	YEAR
1. Otis Nixon	72	1981
2. Otis Nixon	61	1982
3. Tommy Barrett	53	1984
4. Nate Chapman	46	1980
Duane Walker	46	1979
6. Lenny Harris	45	1988
7. Ted Wilborn	43	1981
8. Alcides Escobar	42	2009
Tike Redman	42	2003
10. Rich Thompson	41	2004
Leo Garcia	41	1987

## SINGLE-SEASON PITCHING LEADERS

PLAYER	WINS	
	NO.	YEAR
1. Clay Christiansen	16	1982
Stefan Weaver	16	1982
3. Scott Ruffcorn	15	1994
Chris Hammond	15	1990
Brian Ryder	15	1980
Andy McGaffigan	15	1980
7. Rodney Bolton	14	1995
Steve Schrenk	14	1994
Kelly Scott	14	1983
10. Dillon Overton	13	2016
R.A. Dickey	13	2007
Scott Ruffcorn	13	1996
Jack Armstrong	13	1989
Hugh Kemp	13	1988
Ben Callahan	13	1982
Jamie Werly	13	1981
Tom Filer	13	1980
Bill Kelly	13	1979

PLAYER	LOSSES	
	NO.	YEAR
1. Zach Kroenke	16	2013
2. Tony McKnight	14	2002
Jay Howell	14	1978
4. Seth McClung	13	2012
Chris Narveson	13	2008
Luis Vazquez	13	1989
Keith Brown	13	1989
Ben Callahan	13	1982
Bill Dawley	13	1978
10. Brad Mills	12	2015
Amaury Rivas	12	2011
Jeff Housman	12	2005
Ben Hendrickson	12	2005
Matt Guerrier	12	2002
Gino Minutelli	12	1992
Rich Monteleone	12	1985

### EARNED RUN AVERAGE (min. 112 IP)

PLAYER	ERA	YEAR
1. Chris Hammond	2.17	1990
2. Andy McGaffigan	2.38	1980
3. Scott Brown	2.40	1979
4. Bruce Berenyi	2.47	1978
5. Bill Kelly	2.51	1978
6. Rodney Bolton	2.56	1994
7. Jamie Werly	2.59	1981
8. Scott Ruffcorn	2.72	1994
Raul Ferreyra	2.72	1979
10. Stefan Weaver	2.78	1982

### INNINGS PITCHED

PLAYER	NO.	YEAR
1. Jamie Werly	222.1	1981
2. Clay Christiansen	214.1	1982
3. Stefan Weaver	214.0	1982
4. Brian Ryder	201.0	1980
5. Kelly Scott	188.0	1983
6. Tom Filer	187.1	1980
7. Jack Armstrong	182.2	1989
8. Norm Charlton	182.0	1988
9. Scott Terry	181.2	1987
Brian Denman	181.2	1985

### SAVES

PLAYER	NO.	YEAR
1. Mark Corey	30	2003
2. Geoff Combe	27	1979
3. Chris Smith	26	2010
4. Dane Johnson	24	1994
5. Jeff McCurry	23	1998
6. Jeff Darwin	22	1997
7. David Carpenter	21	2019
8. Rob Wooten	20	2013
Brian Drahman	20	1993
10. Luther Hackman	18	2007
Milt Hill	18	1992

PLAYER	GAMES	
	NO.	YEAR
1. Geoff Combe	66	1978
2. Joey Viera	62	1991
3. Rich Sauveur	61	1996
Raul Ferreyra	61	1979
5. Brent Leach	59	2014
6. Travis Webb	56	2013
Steve Mintz	56	1998
Joey Viera	56	1995
9. Cory Bailey	55	2000
10. Dustin Molleken	54	2014
Todd Rizzo	54	1997
Brian Drahman	54	1993
Geoff Combe	54	1979

### RUNS ALLOWED

PLAYER	NO.	YEAR
1. Ben Callahan	109	1982
2. Tony McKnight	108	2002
Brian Denman	108	1986
4. Sam McConnell	103	2001
5. Kris Benson	102	1998
Ben Callahan	102	1994
7. Clay Christiansen	101	1982
8. Ben Hendrickson	100	2005
9. Sam Narron	99	2011
Jeff Housman	99	2005
Keith Brown	99	1989

### HOME RUNS ALLOWED

PLAYER	NO.	YEAR
1. Jeff Housman	27	2005
James Baldwin	27	1995
3. Kris Benson	26	1998
4. Josh Butler	24	2011
Chuck Lofgren	24	2010
6. Chris Narveson	23	2008
Todd Van Poppel	23	1999
8. Tony McKnight	22	2002
Rich Pratt	22	1997
Mo Sanford	22	1992

### BASES ON BALLS

PLAYER	NO.	YEAR
1. Mike Bertotti	105	1997
2. Chris Hammond	96	1989
3. Bryan Kelly	89	1985
Chuck Tomaselli	89	1984
5. Jamie Werly	88	1981
6. Rich Monteleone	87	1985
7. Tom Filer	86	1980
8. Bill Cutshall	85	1987
Paul Voigt	85	1985
10. Luis Vazquez	84	1989

### STRIKEOUTS

PLAYER	NO.	YEAR
1. Jamie Werly	193	1981
2. Stefan Weaver	190	1982
3. Jay Howell	173	1978
4. Norm Charlton	161	1988
5. Todd Van Poppel	157	1999
6. James Baldwin	156	1994
Clay Christiansen	156	1982
8. Jack Armstrong	152	1989
9. Chris Hammond	149	1990
10. Ryan Vogelsong	146	2003

# SOUNDS MONTHLY LEADERS

\*Sounds monthly leaders (PCL ERA)

HITS		
PLAYER	NO.	MONTH
1. Corey Hart	45	June, 2005
2. Eugenio Velez	44	August, 2014
3. Joey Wendle	42	August, 2015
Caleb Gindl	42	August, 2011
Tike Redman	42	August, 2002
6. Jason Bourgeois	41	June, 2009
Tony Gwynn, Jr.	41	May, 2006
Bryant Nelson	41	August, 2001
Aramis Ramirez	41	May, 2000
10. Jason Pridie	40	May, 2015
(3 others tied with 40)		

AVERAGE (min. 75 PA)		
PLAYER	NO.	MONTH
1. Vinny Rottino	.420	August, 2006
2. Nick Solak	.414	August, 2019
3. Corey Hart	.413	June, 2005
4. Adam Stern	.406	August, 2010
5. Eugenio Velez	.405	April, 2014
6. Scooter Gennett	.403	April, 2013
7. Taylor Green	.398	June, 2011
8. Mat Gamel	.392	April, 2009
9. Scott Heineman	.388	July, 2019
10. Aramis Ramirez	.385	April, 1999

RUNS		
PLAYER	NO.	MONTH
1. Curtis Pride	30	June, 2002
2. Andy Ibáñez	29	August, 2019
Aramis Ramirez	29	May, 1999
4. Corey Hart	27	June, 2005
5. Mat Gamel	26	August, 2011
Trent Oeltjen	26	June, 2010
Alcides Escobar	26	May, 2009
Tony Gwynn, Jr.	26	July, 2008
Joe Dillon	26	July, 2007
Chris Truby	26	August, 2004

RBI		
PLAYER	NO.	MONTH
1. Chad Hermansen	33	July, 1999
2. Matt Davidson	30	August, 2019
3. Taylor Green	29	July, 2011
Joe Dillon	29	June, 2007
5. Mat Gamel	28	July, 2010
Chad Hermansen	28	May, 1999
7. Joe Koshansky	27	May, 2009
Prince Fielder	27	May, 2005
Ivan Cruz	27	May, 1999
10. Matt Olson	26	May, 2017
Mat Gamel	26	June, 2011
(3 others tied with 26)		

DOUBLES		
PLAYER	NO.	MONTH
1. Matt Olson	13	May, 2016
2. Mat Gamel	12	August, 2010
Adam Heather	12	August, 2008
Joe Dillon	12	July, 2007
Corey Hart	12	June, 2005
6. Mark Canha	11	July, 2017
Jaycob Brugman	11	June, 2016
Joey Wendle	11	August, 2015
Khris Davis	11	August, 2012
Eric Farris	11	August, 2011
(4 others tied with 11)		

STOLEN BASES		
PLAYER	NO.	MONTH
1. Rich Thompson	13	June, 2004
2. Jason Bourgeois	12	July, 2009
Tike Redman	12	April, 2003
Tike Redman	12	May, 2003
5. Alcides Escobar	11	April, 2009
Jermaine Clark	11	April, 2006
7. Zack Granite	10	May, 2019
Eric Farris	10	May, 2012
Alcides Escobar	10	July, 2009
Alcides Escobar	10	May, 2009
(4 others tied with 10)		

WINS		
PLAYER	NO.	MONTH
1. Daniel Mengden	5	August, 2016
Mike Fiers	5	April, 2014
Adam Pettyjohn	5	July, 2007
Jimmy Anderson	5	May, 1999
4. Dean Kiekhefer	4	June, 2018
Ben Bracewell	4	August, 2017
Dillon Overton	4	June, 2016
Ariel Pena	4	July, 2014
Ariel Pena	4	May, 2014
Johnnie Lowe	4	May, 2012
(19 others tied with 4)		

ERA (min. 30 IP)		
PLAYER	NO.	MONTH
1. Kevin Tolar	0.56	August, 2002
2. Mike Fiers	0.68	August, 2011
3. Mike Fiers	0.80	April, 2014
4. Don Wengert	0.95	April, 2001
5. Daniel Mengden	1.12	May, 2016
6. Brad Mills	1.16	May, 2014
7. Jimmy Nelson	1.34	May, 2014
8. John Wasdin	1.42	June, 2003
9. Daniel Gossett	1.54	May, 2017
10. Eric Moody	1.67	July, 2001

SAVES		
PLAYER	NO.	MONTH
1. Chris Smith	10	April, 2010
2. Rob Wooten	9	June, 2013
Mark Corey	9	June, 2003
4. Jim Henderson	8	July, 2012
Luther Hackman	8	May, 2007
Mark Corey	8	May, 2003
7. David Carpenter	7	July, 2019
Rob Wooten	7	August, 2014
Chris Smith	7	May, 2009
Mark Corey	7	May, 2004
Mark Corey	7	July, 2003

STRIKEOUTS		
PLAYER	NO.	MONTH
1. Mike Fiers	47	April, 2014
2. Mike Fiers	44	August, 2011
Nelson Figueroa	44	July, 2004
4. Ariel Pena	43	July, 2014
Brad Mills	43	May, 2014
Jimmy Nelson	43	August, 2013
7. Taylor Jungmann	42	August, 2014
Wily Peralta	42	July, 2012
Yovani Gallardo	42	May, 2007
Yovani Gallardo	42	April, 2007

## SOUNDS PINCH-HIT HOME RUN HISTORY

Date	Player	Opponent	Date	Player	Opponent
6/6/80	Mark Johnston	Chattanooga	4/26/01	Andy Barkett	at Colorado Springs
4/28/81	Rob Teegarden	Memphis	6/21/01	Warren Morris	Memphis
5/4/82	Dean Craig	at Memphis	7/2/01	Chris Petersen	at Tucson
5/5/82	Pat Callahan	at Memphis	4/17/02	Trace Coquillette	at Fresno (G2)
8/14/82	Gary Smith	at Memphis	6/27/02	Humberto Cota	at Iowa
5/5/85	Joe Pittman	at Buffalo	7/7/02	Chris Pritchett	Iowa
8/11/85	Chris Pittaro	at Buffalo	6/17/03	Brad King	Iowa
7/5/86	Pedro Chavez	Buffalo	4/13/04	Luis Figueroa	at Albuquerque
7/8/87	Eddie Tanner	at Louisville	6/19/04	Andy Abad	Albuquerque (G2)
8/26/87	Orsino Hill	Indianapolis	5/26/05	Brad Nelson	at Portland
8/5/88	Buddy Pryor	Indianapolis	7/21/06	Ozzie Chavez	at Oklahoma City
5/2/89	Chris Jones	at Iowa	4/6/07	Callix Crabbe	New Orleans
6/6/89	Eddie Tanner	at Louisville	4/13/07	JD Closser	at New Orleans
9/4/90	Chris Jones	at Iowa	9/1/07	Callix Crabbe	at Memphis
7/22/91	Adam Casillas	Denver	5/28/08	Adam Heether	at Albuquerque
8/10/91	Stanley Jefferson	Indianapolis	8/27/08	Brendan Katin	Albuquerque
5/16/92	Todd Trafton	Oklahoma City	7/3/09	Joe Koshansky	at Round Rock
7/19/92	Troy Afenir	at Denver	8/23/09	Joe Koshansky	at Albuquerque
8/12/94	Javier Ortiz	at Oklahoma City	8/28/09	Erick Almonte	at Round Rock
5/8/98	Chris Cron	Iowa	5/10/10	Joe Koshansky	at Albuquerque
5/29/96	Mike Robertson	Oklahoma City	7/1/10	Johnny Raburn	New Orleans
6/12/98	Darrell Whitmore	Iowa	7/9/10	Adam Stern	Memphis (G2)
6/13/98	Chance Sanford	at Tacoma	8/7/10	Joe Koshansky	at Reno
7/10/98	T.J. Staton	New Orleans	4/21/11	Mike Rivera	at New Orleans
7/24/98	T.J. Staton	at Colo. Springs	4/30/11	Brendan Katin	Albuquerque
8/14/98	Chad Hermansen	Tucson	6/12/11	Erick Almonte	at Albuquerque
8/20/98	Darryl Brinkley	at Fresno	6/18/11	Jordan Brown	at Memphis
9/2/98	Darrell Whitmore	Memphis	7/4/11	Erick Almonte	Memphis
7/25/99	Chad Hermansen	Las Vegas	6/20/12	Sean Halton	Oklahoma City
8/22/99	Mike Robertson	at Las Vegas	8/4/12	Sean Halton	at Fresno
4/24/00	Darryl Brinkley	at New Orleans	4/18/14	Kevin Mattison	Memphis
6/26/00	Brent Brede	Memphis	7/23/14	Pete Orr	Colorado Springs
8/3/00	Alex Hernandez	Colorado Springs	7/6/16	Max Muncy	at Memphis

## SOUNDS TO THROW A NO-HITTER

### PLAYER

Jim Deshaies  
Bryan Kelly  
Jack Armstrong  
John Wasdin\*  
Carlos Villanueva, Mike Meyers, Alec Zumwalt  
Manny Parra\*  
Chris Smith, Sean Doolittle, Tucker Healy, Simon Castro

### DATE & OPPONENT

5/4/84 vs. Columbus (G/A) (7 Innings)  
7/17/85 vs. Oklahoma City  
8/7/88 vs. Indianapolis  
4/7/03 vs. Albuquerque  
7/15/06 vs. Memphis  
6/25/07 at Round Rock  
6/7/17 at Omaha

## NO-HITTERS THROWN AGAINST THE SOUNDS

### PLAYER

Jeff Cornell, Jacksonville  
Bob Veselic, Columbus (GA)  
Randy Johnson & Pat Pacilla, Indianapolis  
Rick Helling\*, Oklahoma City  
Chris Gissell & Jesus Sanchez, Colorado Springs

### DATE & OPPONENT

5/16/81 in Nashville  
8/25/83 in Columbus, GA  
8/6/88 in Nashville  
8/13/96 in Oklahoma City, Okla.  
8/2/03 in Nashville

\*Perfect Game

## SOUNDS TO HIT FOR THE CYCLE

### PLAYER

Tike Redman

### DATE & OPPONENT

6/30/01 at Tucson

J.R. House

5/21/04 at Sacramento

Caleb Gindl

7/10/11 at Albuquerque

### ORDER OF HITS

Single - 4th Inning  
Home Run - 6th Inning  
Double - 7th Inning  
Triple - 9th Inning  
Double - 1st Inning  
Single - 3rd Inning  
Home Run - 5th Inning  
Triple - 7th Inning  
Triple - 2nd Inning  
Home Run - 3rd Inning  
Double - 8th Inning  
Single - 9th Inning

## SOUNDS GRAND SLAM HOME RUN HISTORY

Date	Player	Opponent	Date	Player	Opponent
4/24/79	Dave Van Gorder	Jacksonville	6/10/01	Warren Morris	Omaha
8/19/79	Eddie Milner	Knoxville	7/19/01	Andy Barkett	Tacoma
7/9/80	Pat Tabler	Savannah	8/28/01	Humberto Cota	at Memphis
7/26/80	Gary Smith	at Memphis	6/2/02	Armando Romero	Oklahoma
4/20/81	Erik Peterson	at Orlando	7/13/02	Humberto Cota	at Memphis
5/3/81	Erik Peterson	at Charlotte	7/17/02	Chris Pritchett	at Tacoma
6/29/81	Ted Wilborn	Birmingham	4/25/03	John Barnes	at Salt Lake
8/4/81	Brian Poldberg	at Savannah	8/22/03	Tony Alvarez	Oklahoma
8/19/81	Willie McGee	at Birmingham	8/31/03	Dave Doster	at Albuquerque
5/2/82	Brian Poldberg	Jacksonville	4/21/04	J.R. House	Albuquerque
8/12/82	Mark Salas	Memphis	4/27/04	J.R. House	Oklahoma
6/18/83	Vic Mata	Memphis	6/24/04	J.R. House	at Iowa
7/13/83	Keith Smith	at Knoxville	7/28/04	Rich Thompson	Salt Lake
7/26/83	Derwin McNealy	Memphis	9/3/04	Rich Thompson	at Memphis
8/14/83	Keith Smith	at Knoxville	5/28/05	Prince Fielder	New Orleans
8/19/83	Erik Peterson	Knoxville	6/18/05	Corey Hart	Iowa
6/5/87	Mike Manfre	Iowa	4/30/06	Corey Hart	at New Orleans
8/31/87	Buddy Pryor	at Louisville	6/3/06	Mike Rivera	Albuquerque
7/29/88	Luis Quinones	at Indianapolis	6/12/06	Vinny Rottino	Omaha
8/12/88	Van Snider	at Louisville	6/15/06	Graham Koonce	Omaha
7/9/89	Tito Landrum	Oklahoma City	6/2/07	Joe Dillon	Tucson
6/16/90	Chris Jones	Louisville	6/24/07	Mike Rivera	at Round Rock
9/9/90	Keith Lockhart	Omaha	6/29/07	Brad Nelson	at Albuquerque
5/16/91	Reggie Jefferson	Oklahoma City	4/16/08	Layne Nix	Omaha
6/6/91	Terry Lee	Rochester	5/25/08	Brad Nelson	at Memphis
4/30/92	Darnell Coles	Indianapolis	7/25/08	Carlos Corporan	Tacoma
5/10/92	Gary Green	at Louisville	8/3/08	Chris Woodward	at Fresno
5/15/92	Jeff Schulz	Denver	8/16/08	Adam Heether	at Round Rock
6/3/92	Russ Morman	Indianapolis	6/14/09	Cole Gillespie	Memphis
6/14/92	Russ Morman	Iowa	8/29/09	Hernan Iribarren	at Round Rock
4/8/93	Chris Cron	Iowa	5/25/10	Ray Olmedo	at Sacramento
7/26/93	Ron Coomer	New Orleans	5/31/10	Luis Cruz	Iowa
8/8/93	Warren Newson	Louisville	8/16/10	Mat Gamel	Salt Lake
5/3/94	Dan Howitt	Buffalo	8/29/10	Brendan Katin	New Orleans
8/10/94	Javier Ortiz	Buffalo	6/5/11	Taylor Green	at New Orleans
4/13/95	Fernando Ramsey	New Orleans	7/11/11	Taylor Green	at Albuquerque
7/16/95	Chris Snopek	at Indianapolis	4/20/13	Cole Garner	Omaha
8/18/95	Chris Snopek	at Buffalo	5/30/13	Sean Halton	Iowa
5/7/96	Julio Vinas	at Louisville	4/18/14	Kevin Mattison	Memphis
8/2/96	Doug Brady	Indianapolis	9/1/14	Jeremy Hermida	at Round Rock
4/20/97	Gene Schall	Iowa	4/21/16	Andrew Lambo	at Colo. Springs
4/13/98	Manny Martinez	Colo. Springs	5/12/16	Renato Nunez	at Iowa
5/10/98	Mark Smith	at Tucson	5/28/16	Joey Wendle	at Salt Lake
5/11/98	Chad Hermansen	at Tucson	6/4/16	Joey Wendle	at Omaha
6/13/98	Chance Sanford	at Tacoma	8/12/16	Bryan Anderson	Reno
7/11/98	Tim Laker	New Orleans	8/23/16	Josh Rodriguez	at Omaha
7/24/98	T.J. Staton	at Colo. Springs	6/1/17	Franklin Barreto	at Iowa
5/31/99	Ivan Cruz	Tucson	7/19/17	Matt Olson	at Iowa
6/6/99	Dale Sveum	Memphis	7/30/17	Mark Canha	Salt Lake
7/21/99	Ray Montgomery	New Orleans	6/8/18	Anthony Garcia	Tacoma
8/23/99	Adam Hyzdu	Oklahoma	7/17/18	Anthony Garcia	Omaha
4/10/00	Ivan Cruz	at Iowa	8/9/18	BJ Boyd	at Colo. Springs
6/9/00	Jason Wood	at Colo. Springs	5/23/19	Zack Granite	Memphis
6/26/00	Brent Brede	Memphis	7/31/19	Ronald Guzmán	El Paso
5/29/01	Adam Hyzdu	New Orleans	8/13/19	Andy Ibáñez	at Sacramento

## SOUNDS HONOR ROLL

### 47 Sounds Named To Postseason All-Star Teams in Team History

#### YEAR PLAYERS

1978: Bruce Berenyi, Gene Menees  
 1979: Geoff Combe, Paul Householder,  
 Duane Walker  
 1980: Steve Balboni, Andy McGaffigan,  
 Buck Showalter, Pat Tabler  
 1981: Don Mattingly, Willie McGee,  
 Jamie Werly  
 1982: Brian Dayett, Stefan Wever  
 1984: Dan Pasqua, Keith Smith  
 1985: Darrell Brown, Scotti Madison  
 1986: Bruce Fields, German Rivera  
 1988: Norm Charlton, Van Snider  
 1989: Skeeter Barnes  
 1990: Chris Hammond  
 1991: Terry Lee  
 1992: Geronimo Berroa

#### YEAR PLAYERS

1993: Norberto Martin, Esteban Beltre  
 1994: Ray Durham, Drew Denson,  
 Scott Ruffcorn  
 1996: Jeff Abbott  
 1997: Jeff Abbott, Magglio Ordonez  
 1999: Chad Hermansen  
 2000: Craig Wilson  
 2003: John Barnes, Mark Corey  
 2007: R.A. Dickey, Adam Pettyjohn  
 2009: Alcides Escobar  
 2011: Taylor Green  
 2013: Johnny Hellweg  
 2014: Jimmy Nelson  
 2015: Joey Wendle  
 2017: Renato Nuñez  
 2019: David Carpenter

## SOUNDS TO WIN PCL PLAYER OF THE WEEK

#### Player

Kris Benson  
 Kevin Grijak  
 Kris Benson (co-winner)  
 Kevin Pickford (co-winner)  
 Darryl Brinkley  
 Ivan Cruz  
 John Wehner  
 Ivan Cruz  
 Dan Serafini  
 Don Wengert  
 Reed Secrist  
 Ryan Vogelsong  
 Brian Meadows  
 Bronson Arroyo  
 Kevin Tolar  
 John Wasdin  
 John Barnes  
 Brian Meadows  
 Brian Meadows  
 Nelson Figueroa  
 Ryan Vogelsong  
 J.R. House  
 Nelson Figueroa  
 Prince Fielder  
 Corey Hart  
 Jared Fernandez  
 Yovani Gallardo  
 Manny Parra

#### Date Range

June 1-7, 1998  
 July 13-19, 1998  
 August 10-16, 1998  
 August 10-16, 1998  
 April 19-25, 1999  
 June 7-13, 1999  
 June 28-July 4, 1999  
 April 6-16, 2000  
 July 3-9, 2000  
 April 16-22, 2001  
 July 16-22, 2001  
 August 13-19, 2001  
 June 3-9, 2002  
 August 5-11, 2002  
 August 19-25, 2002  
 April 3-13, 2003  
 April 14-20, 2003  
 April 14-20, 2003  
 July 14-20, 2003  
 August 4-10, 2003  
 August 25-Sept. 1, 2003  
 May 17-23, 2004  
 July 26-August 1, 2004  
 May 23-29, 2005  
 August 1-7, 2005  
 July 10-16, 2006  
 May 14-20, 2007  
 June 25-July 1, 2007

#### Player

Seth McClung  
 Laynce Nix  
 Lindsay Gulin  
 Lindsay Gulin  
 Lindsay Gulin  
 Jason Bourgeois  
 Tim Dillard  
 Frankie De La Cruz  
 Mike Fiers  
 Brooks Conrad  
 Wily Peralta  
 Caleb Gindl  
 Hiram Burgos  
 Mike Fiers  
 Matt Clark  
 Barry Zito  
 Ryan Roberts  
 Dillon Overton  
 Jaycob Brugman  
 Bruce Maxwell  
 Jharel Cotton  
 Daniel Gossett  
 Chris Smith  
 Ben Bracewell  
 James Naile  
 Patrick Wisdom  
 Joe Palumbo

#### Date Range

August 6-12, 2007  
 August 13-19, 2007  
 May 12-18, 2008  
 August 18-24, 2008  
 June 1-7, 2009  
 June 8-14, 2009  
 July 20-26, 2009  
 July 18-24, 2001  
 August 29-Sept. 5, 2011  
 May 21-27, 2012  
 July 2-8, 2012  
 August 20-26, 2012  
 August 27-Sept. 3, 2012  
 April 28-May 4, 2014  
 August 18-24, 2014  
 May 25-June 1, 2015  
 August 3-10, 2015  
 April 18-24, 2016  
 June 6-12, 2016  
 July 11-17, 2016  
 August 8-14, 2016  
 May 22-28, 2017  
 June 5-11, 2017  
 August 21-27, 2017  
 April 5-15, 2018  
 August 5-11, 2019  
 August 12-18, 2019



## SOUNDS OPENING DAY LINEUPS

### April 15, 1978

Mickey DuVal, CF  
Randy Davidson, 2B  
Tony Moretto, RF  
George Weicker, 1B  
Tim Doerr, 3B  
Don Lyle, DH  
Duane Walker, LF  
Steve Hughes, SS  
Mark Miller, C  
Bill Dawley, P  
**Lost 4-2 at Memphis**

### April 9, 1982

Otis Nixon, SS  
Hucy Gayden, DH  
Jeff Reynolds, 3B  
Dean Craig, 1B  
Tommie Dodd, RF  
Brian Dayett, LF  
Scott Bradley, C  
Tim Knight, CF  
Rex Hudler, 2B  
Stefan Wever, P  
**Lost 10-9 (13 inn.) at Columbus (GA)**

### April 11, 1986

Scottie Earl, 2B  
Pat Sheridan, CF  
Tim Tolman, LF  
German Rivera, 3B  
Nelson Simmons, RF  
Matt Nokes, C  
Brian Harper, 1B  
Bruce Fields, DH  
Pedro Chavez, SS  
Bryan Kelly, P  
**Won 6-3 vs. Indianapolis**

### April 6, 1990

Leo Garcia, CF  
Paul Noco, SS  
Skeeter Barnes, RF  
Darryl Motley, DH  
Kevin Pearson, 2B  
Brian Lane, 3B  
Reggie Jefferson, 1B  
Chris Jones, LF  
Donnie Scott, C  
Rodney Imes, P  
**Lost 8-6 at Omaha**

### April 7, 1994

Norberto Martin, SS  
Gary Thurman, CF  
Dann Howitt, LF  
Drew Denson, DH  
Domingo Martinez, 1B  
Javier Ortiz, RF  
Olmedo Saenz, 3B  
Ray Durham, 2B  
Clemente Alvarez, C  
Steve Schrenk, P  
**Won 10-5 at Oklahoma City**

### April 7, 1998

Manny Martinez, CF  
Abraham Nunez, SS  
Darrell Whitmore, LF  
Ron Wright, 1B  
Aramis Ramirez, 3B  
Steve Decker, C  
Chad Hermansen, 2B  
Steve Bieser, RF  
Sean Lawrence, P  
**Lost 7-2 at Iowa**

### April 16, 1979

Gary Redus, CF  
Rafael Santo Domingo, SS  
Pat Householder, RF  
Rick Duncan, 1B  
Gene Mences, 2B  
Duane Walker, LF  
Dave Van Gorder, C  
Skeeter Barnes, 3B  
Bill Dawley, P  
**Lost 7-1 at Jacksonville**

### April 8, 1983

Vic Mata, 2B  
Scott Bradley, C  
Tommie Dodd, DH  
Rob Tegarden, LF  
Mike Pagliarulo, 3B  
Todd Demeter, 1B  
Derwin McNealy, CF  
Keith Smith, SS  
Tim Knight, RF  
Mark Shiflett, P  
**Lost 5-4 at Orlando**

### April 10, 1987

Max Venable, CF  
Jeff Treadway, 2B  
Chris Sabo, 3B  
Ron Henika, 1B  
Dan Boever, LF  
Orsino Hill, RF  
Terry McGriff, C  
Orlando Gonzalez, SS  
Lenny Harris, DH  
Scott Terry, P  
**Won 8-4 vs. Omaha**

### April 10, 1991

Billy Bates, 2B  
Adam Casillas, LF  
Reggie Jefferson, DH  
Terry Lee, 1B  
Denny Gonzalez, 3B  
Chris Jones, RF  
Leo Garcia, CF  
Donnie Scott, C  
Freddie Benavides, SS  
Rodney Imes, P  
**Won 2-1 vs. Omaha**

### April 7, 1995

Fernando Ramsey, CF  
Mike Robertson, 1B  
Bob Zupcic, LF  
Chris Cron, 3B  
Henry Cotto, DH  
Kerry Valrie, RF  
Dave Miltien, SS  
Junior Ortiz, C  
Doug Brady, 2B  
Brian Keyser, P  
**Won 6-3 at Buffalo**

### April 13, 1999

Chad Hermansen, CF  
Emil Brown, RF  
Aramis Ramirez, 3B  
Ivan Cruz, 1B  
Tim Laker, C  
Doug Strange, 2B  
Darryl Brinkley, DH  
Ray Montgomery, LF  
Kevin Polcovich, SS  
Bob Milacki, P  
**Won 7-0 vs. Edmonton**

### April 11, 1980

Nate Chapman, CF  
Buck Showalter, DH  
Ken Baker, RF  
Steve Balboni, 1B  
Pat Tabler, 2B  
Brian Dayett, 3B  
Juan Espino, C  
Willie McGee, LF  
Rafael Santana, SS  
Tom Filer, P  
**Lost 6-4 at Columbus (GA)**

### April 9, 1984

Tommy Barrett, 2B  
Bobby Meacham, SS  
Orestes Destrade, LF  
Erik Peterson, 1B  
Dan Pasqua, DH  
Matt Gallegos, RF  
Mark Balboni, 3B  
Tim Knight, CF  
Pat Dempsey, C  
Jim Deshaies, P  
**Won 7-3 at Orlando**

### April 7, 1988

Scottie Earl, 2B  
Dave Klipstein, CF  
Van Snider, RF  
Ron Roenicke, LF  
Luis Quinones, SS  
Marty Brown, 3B  
Greg Monda, 1B  
Doug Gwosdz, C  
Norm Charlton, P  
**Won 7-6 vs. Indianapolis**

### April 9, 1992

Nick Capra, CF  
Jeff Small, 2B  
Jeff Stone, DH  
Geronimo Berroa, LF  
Darnell Coles, 3B  
Mark Howie, 1B  
Dan Wilson, C  
Gary Green, SS  
Ruben Escalera, RF  
Gino Minutelli, P  
**Lost 6-2 at Denver**

### April 4, 1996

Doug Brady, 2B  
Fernando Ramsey, CF  
Jose Munoz, DH  
Olmedo Saenz, 3B  
Jeff Abbott, LF  
Mike Robertson, 1B  
Kerry Valrie, RF  
Julio Vinas, C  
Craig Wilson, SS  
Luis Andujar, P  
**Lost 8-5 vs. Buffalo**

### April 6, 2000

Tike Redman, CF  
Abraham Nunez, SS  
Darryl Brinkley, DH  
Ivan Cruz, 1B  
Ray Montgomery, LF  
Emil Brown, RF  
Jason Wood, 2B  
Tim Laker, C  
Jarrod Patterson, 3B  
Danny Leon, P  
**Won 10-1 at Omaha**

### April 9, 1981

Otis Nixon, SS  
Ted Wilborn, LF  
Don Mattingly, 1B  
Wes Robbins, DH  
Rob Tegarden, RF  
Brian Dayett, 3B  
Willie McGee, CF  
Kevin Shannon, C  
Rafael Villaman, 2B  
Jamie Werly, P  
**Won 8-7 vs. Birmingham**

### April 11, 1985

Bobby Mitchell, CF  
Pedro Chavez, SS  
Scottie Earl, 2B  
Mike Laga, 1B  
Ron Johnson, DH  
Leon Roberts, RF  
Mark Smith, LF  
Bob Melvin, C  
Tom O'Malley, 3B  
Randy O'Neal, P  
**Won 3-1 vs. Buffalo**

### April 5, 1989

Keith Lockhart, 2B  
Marty Brown, 1B  
Luis Quinones, 3B  
Van Snider, CF  
Rolando Roomes, RF  
Chris Jones, LF  
Jeff Richardson, SS  
Joe Oliver, C  
Jack Armstrong, P  
**Lost 4-2 at Indianapolis**

### April 8, 1993

Shawn Jeter, CF  
Esteban Beltre, SS  
Chris Cron, 3B  
Drew Denson, 1B  
Brad Kommink, RF  
Scott Cepicky, LF  
Joe Hall, DH  
Matt Merullo, C  
Norberto Martin, 2B  
Larry Thomas, P  
**Won 8-5 vs. Iowa**

### April 4, 1997

Mike Cameron, CF  
Jeff Abbott, LF  
Greg Norton, 3B  
Mario Valdez, 1B  
Magglio Ordonez, RF  
Gene Schall, DH  
Robert Machado, C  
Frank Menchino, 2B  
Craig Wilson, SS  
Tom Fordham, P  
**Lost 4-3 (11 inn.) at Buffalo**

### April 4, 2001

Tike Redman, CF  
Warren Morris, 2B  
Chad Hermansen, LF  
Craig Wilson, 1B  
Adam Hyzdu, RF  
Humberto Cota, C  
Jason Wood, SS  
Rob Mackowiak, 3B  
Sam McConnell, P  
**Lost 3-2 at Memphis**

## SOUNDS OPENING DAY LINEUPS

### April 4, 2002

Tike Redman, CF  
Shawn Gilbert, SS  
Humberto Cota, C  
Ryan Radmanovich, RF  
Adam Hyzdu, LF  
Curtis Pride, DH  
Reed Secrist, 3B  
Chris Pritchett, 1B  
David Post, 2B  
Bronson Arroyo, P  
**Lost 12-5 vs. Sacramento**

### April 3, 2003

Tony Alvarez, LF  
Dave Doster, 2B  
Mike Gulan, 3B  
Adam Hyzdu, CF  
Carlos Rivera, 1B  
J.J. Davis, RF  
Humberto Cota, C  
Aaron Holbert, SS  
Ryan Vogelsong, P  
**Won 5-4 vs. Iowa**

### April 8, 2004

Tony Alvarez, LF  
Terry Shumpert, 2B  
Andy Abad, RF  
Ruben Mateo, CF  
Carlos Rivera, 1B  
Chris Truby, 3B  
Tomas de la Rosa, SS  
Keith McDonald, C  
Nelson Figueroa, P  
**Lost 6-3 vs. Colorado Springs**

### April 7, 2005

Dave Krynzal, CF  
Rickie Weeks, 2B  
Prince Fielder, 1B  
Corey Hart, RF  
Brad Nelson, LF  
Kevin Orie, 3B  
Pat Borders, C  
Steve Scarborough, SS  
Jose Capellan, P  
**Won 7-3 (7 inn.) vs. New Orleans**

### April 7, 2006

Tony Gwynn, CF  
Dave Krynzal, LF  
Vinnie Rottino, 3B  
Nelson Cruz, RF  
Brad Nelson, 1B  
Brent Abernathy, DH  
Jermaine Clark, 2B  
Mark Johnson, C  
Enrique Cruz, SS  
Ben Hendrickson, P  
**Lost 5-3 at Omaha**

### April 5, 2007

Callix Crabbe, 2B  
JD Closser, C  
Drew Anderson, CF  
Ryan Braun, 3B  
Joe Dillon, LF  
Brad Nelson, 1B  
Vinnie Rottino, RF  
Ozzie Chavez, SS  
Zach Jackson, P  
**Lost 4-1 vs. New Orleans**

### April 3, 2008

Hernan Iribarren, LF  
Laynce Nix, CF  
Vinnie Rottino, C  
Eric Munson, 1B  
Adam Heether, 3B  
Brendan Katin, RF  
Ozzie Chavez, SS  
Abraham Nunez, 2B  
Zach Jackson, P  
**Lost 5-2 vs. New Orleans**

### April 9, 2009

Tony Gwynn, Jr., CF  
Alcides Escobar, SS  
Mat Gamel, 3B  
Brendan Katin, RF  
Joe Koshansky, 1B  
Angel Salome, C  
Hernan Iribarren, 2B  
Jason Bourgeois, LF  
Sam Narron, P  
**Lost 7-5 vs. New Orleans**

### April 8, 2010

Norris Hopper, CF  
Eric Farris, 2B  
Trent Oeltjen, LF  
Brendan Katin, RF  
Joe Koshansky, 1B  
Adam Heether, 3B  
Angel Salome, C  
Luis Cruz, SS  
Kameron Loe, P  
**Won 6-3 at Iowa**

### April 7, 2011

Eric Farris, 2B  
Caleb Gindl, CF  
Mat Gamel, 1B  
Brett Carroll, RF  
Zelous Wheeler, 3B  
Brandon Boggs, LF  
Martin Maldonado, C  
Edwin Maysonet, SS  
Amaury Rivas, P  
**Won 5-1 vs. New Orleans**

### April 5, 2012

Logan Schafer, CF  
Eric Farris, 2B  
Caleb Gindl, RF  
Taylor Green, 3B  
Sean Halton, 1B  
Corey Patterson, LF  
Martin Maldonado, C  
Edwin Maysonet, SS  
Wily Peralta, P  
**Lost 6-2 at New Orleans**

### April 4, 2013

Josh Prince, CF  
Scooter Gennett, 2B  
Hunter Morris, 1B  
Sean Halton, LF  
Caleb Gindl, RF  
Stephen Parker, 3B  
Blake Lalli, C  
Blake Davis, SS  
Tyler Thornburg, P  
**Won 5-4 vs. New Orleans**

### April 4, 2014

Irving Fala, 3B  
Elian Herrera, 2B  
Robinson Diaz, C  
Hunter Morris, 1B  
Sean Halton, DH  
Caleb Gindl, RF  
Eugenio Velez, LF  
Hector Gomez, SS  
Kevin Mattison, CF  
Johnny Hellweg, P  
**Won 4-2 at Omaha**

### April 9, 2015

Alden Carrithers, DH  
Andy Parrino, SS  
Max Muncy, 1B  
Jason Pridie, CF  
Kent Matthes, RF  
Bryan Anderson, C  
Joey Wendle, 2B  
Niuman Romero, 3B  
Matt Angle, LF  
Chris Bassitt, P  
**Lost 7-5 in Colorado Springs**

### April 4, 2016

Tyler Ladendorf, CF  
Joey Wendle, 2B  
Jake Smolinski, LF  
Matt Olson, RF  
Chad Pinder, SS  
Rangel Ravelo, 1B  
Max Muncy, DH  
Renato Nunez, 3B  
Bruce Maxwell, C  
Chris Smith, P  
**Lost 5-0 vs. Oklahoma City**

### April 6, 2017

Franklin Barreto, SS  
Jaff Decker, CF  
Renato Nunez, DH  
Chris Parmelee, RF  
Chad Pinder, 2B  
Matt Olson, 1B  
Matt Chapman, 3B  
Bruce Maxwell, C  
Andrew Lamb, LF  
Daniel Gossett, P  
**Lost 2-1 (11 inn.) at Round Rock**

### April 5, 2018

Jorge Mateo, SS  
Dustin Fowler, CF  
Franklin Barreto, 2B  
Renato Nunez, 1B  
Mark Canha, RF  
Sheldon Neuse, 3B  
Anthony Garcia, DH  
Nick Martini, LF  
Dustin Garneau, C  
**Won 11-0 at New Orleans**

### April 4, 2019

Zack Granite, DH  
Willie Calhoun, LF  
Matt Davidson, 1B  
Patrick Wisdom, 3B  
Danny Santana, CF  
Jose Trevino, C  
Nolan Fontana, 2B  
Eli White, SS  
Carlos Tocci, RF  
**Lost 5-4 vs. Iowa**

### ALL-TIME RECORDS

Season Openers: 19-23  
Home Openers: 25-17

POSTSEASON HISTORY

1979 (SOUTHERN LEAGUE)	DATE	OPPONENT	W/L	SCORE
Manager - George Scherger	September 3	Memphis	W	10-2
	September 4	at Memphis	L	4-3 (10)
	September 5	at Memphis	W	5-2
Defeated Memphis, two games to one in Western Division Finals				
	DATE	OPPONENT	W/L	SCORE
	September 6	Columbus (GA)	L	4-3
	September 7	Columbus (GA)	W	3-1
	September 8	at Columbus (GA)	W	14-7
	September 9	at Columbus (GA)	W	6-2
Defeated Columbus, three games to one to win Southern League Championship				
1980 (SOUTHERN LEAGUE)	DATE	OPPONENT	W/L	SCORE
Manager - Stump Merrill	September 3	at Memphis	L	5-0
	September 4	at Memphis	L	8-4
	September 5	Memphis	W	10-9
	September 6	Memphis	L	6-3
Lost to Memphis, three games to one in Western Division Finals				
1981 (SOUTHERN LEAGUE)	DATE	OPPONENT	W/L	SCORE
Manager - Stump Merrill	September 3	at Memphis	W	9-7 (12)
	September 4	at Memphis	W	16-8
	September 5	at Memphis	W	9-4
Defeated Memphis, three games to none in Western Division Finals				
	DATE	OPPONENT	W/L	SCORE
	September 11	at Orlando	L	4-2
	September 12	at Orlando	L	7-1
	September 13	Orlando	W	10-2
	September 14	Orlando	L	7-4
Lost to Orlando, three games to one in Southern League Championship Series				
1982 (SOUTHERN LEAGUE)	DATE	OPPONENT	W/L	SCORE
Manager - Johnny Oates	September 3	at Knoxville	L	7-3
	September 4	at Knoxville	W	5-1
	September 5	Knoxville	W	3-0
	September 6	Knoxville	W	9-7
Defeated Knoxville, three games to one in Western Division Finals				
	DATE	OPPONENT	W/L	SCORE
	September 7	at Jacksonville	L	3-2
	September 8	at Jacksonville	W	4-1
	September 9	Jacksonville	W	2-0
	September 10	Jacksonville	W	5-3 (13)
Defeated Jacksonville, three games to one to win Southern League Championship				
1983 (SOUTHERN LEAGUE)	DATE	OPPONENT	W/L	SCORE
Manager - Doug Holmquist	September 3	at Birmingham	W	7-6
	September 4	at Birmingham	L	4-3
	September 5	Birmingham	L	4-2
	September 6	Birmingham	W	6-1
	September 7	Birmingham	L	7-5
Lost to Birmingham, three games to two in Western Division Finals				
1984 (SOUTHERN LEAGUE)	DATE	OPPONENT	W/L	SCORE
Manager - Jim Marshall	September 5	at Knoxville	W	5-4
	September 6	at Knoxville	L	6-3
	September 7	Knoxville	L	5-3
	September 8	Knoxville	L	4-3
Lost to Knoxville, three games to one in Western Division Finals				
1990 (AMERICAN ASSOCIATION)	DATE	OPPONENT	W/L	SCORE
Manager - Pete Mackanin	September 5	at Omaha	L	1-0
	September 6	at Omaha	W	5-3
	September 7	Omaha	L	8-7 (20)
	September 8	Omaha	W	5-4
	September 9	Omaha	L	8-7
Lost to Omaha, three games to two in American Association Championship Series				



## POSTSEASON HISTORY

1993 (AMERICAN ASSOCIATION)	DATE	OPPONENT	W/L	SCORE
Manager - Rick Renick	September 8	Iowa	W	12-3
	September 9	Iowa	L	3-1
	September 10	Iowa	L	6-3
	September 11	at Iowa	L	5-2
	September 12	at Iowa	W	9-6
	September 13	at Iowa	W	4-1
	September 14	at Iowa	L	3-2 (11)

Lost to Iowa, four games to three in American Association Championship Series

1994 (AMERICAN ASSOCIATION)	DATE	OPPONENT	W/L	SCORE
Manager - Rick Renick	September 7	at New Orleans	W	4-0
	September 8	at New Orleans	W	10-4
	September 9	at New Orleans	W	7-5

Defeated New Orleans, three games to none in American Association Semifinals

DATE	OPPONENT	W/L	SCORE
September 11	Indianapolis	L	5-3
September 12	Indianapolis	W	1-0
September 13	at Indianapolis	L	6-3
September 14	at Indianapolis	L	7-5

Lost to Indianapolis, three games to one in American Association Championship Series

2003 (PACIFIC COAST LEAGUE)	DATE	OPPONENT	W/L	SCORE
Manager - Trent Jewett	September 3	Albuquerque	W	6-5
	September 4	Albuquerque	L	7-5
	September 5	at Albuquerque	W	12-10 (12)
	September 6	at Albuquerque	W	3-1

Defeated Albuquerque, three games to one in American Conference Finals

DATE	OPPONENT	W/L	SCORE
September 9	Sacramento	L	4-2
September 10	Sacramento	L	7-2
September 11	at Sacramento	L	8-1

Lost to Sacramento, three games to none in Pacific Coast League Championship Series

2005 (PACIFIC COAST LEAGUE)	DATE	OPPONENT	W/L	SCORE
Manager - Frank Kremblas	September 7	at Oklahoma	W	5-4
	September 8	at Oklahoma	L	7-5
	September 9	Oklahoma	L	2-1
	September 10	Oklahoma	W	3-1
	September 11	Oklahoma	W	7-3

Defeated Oklahoma, three games to two in American Conference Finals

DATE	OPPONENT	W/L	SCORE
September 13	Tacoma	W	8-6
September 14	Tacoma	W	11-5
September 16	at Tacoma	W	5-2 (13)

Defeated Tacoma, three games to none to win Pacific Coast League Championship

2006 (PACIFIC COAST LEAGUE)	DATE	OPPONENT	W/L	SCORE
Manager - Frank Kremblas	September 6	Round Rock	W	4-0
	September 7	Round Rock	L	4-3
	September 8	at Round Rock	L	6-5 (10)
	September 9	at Round Rock	W	2-0
	September 10	at Round Rock	L	8-0

Lost to Round Rock, three games to two in American Conference Finals

2007 (PACIFIC COAST LEAGUE)	DATE	OPPONENT	W/L	SCORE
Manager - Frank Kremblas	September 5	at New Orleans	L	3-2
	September 6	at New Orleans	L	5-1
	September 7	New Orleans	W	6-5 (10)
	September 8	New Orleans	L	6-0

Lost to New Orleans, three games to one in American Conference Finals

2016 (PACIFIC COAST LEAGUE)	DATE	OPPONENT	W/L	SCORE
Manager - Steve Scarsone	September 7	at Oklahoma City	W	10-7
	September 8	at Oklahoma City	L	5-2
	September 9	Oklahoma City	W	6-5
	September 10	Oklahoma City	L	7-1
	September 11	Oklahoma City	L	10-9

Lost to Oklahoma City, three games to two in American Conference Finals

League Championship Appearances: 1979, 1981, 1982, 1990, 1993, 1994, 2003, 2005

League Championships: 1979, 1982, 2005

SKEETER BARNES

1979, 1988-1990

00

William Henry “Skeeter” Barnes III ranks as one of the all-time fan favorites at Greer Stadium and currently stands as the Nashville Sounds career leader in hits (517), doubles (94), at-bats (1,898), and games played (514).

He played two stints with the Sounds, in 1979 (AA-Reds) and again from 1988-90 (AAA-Reds) and ranks among the top three in every major offensive category on the Nashville career leaderboard.

Barnes enjoyed success during both stints as a member of the Sounds. He was a member of Nashville’s first Southern League championship-winning squad in 1979, pacing the club with 145 games played in his second year as a pro.



He excelled at the plate in his second go-around in Music City, pacing the Triple-A American Association with 39 doubles in 1989 to earn a spot on the league’s postseason All-Star team and led the circuit with 156 hits in 1990, a year in which he also ranked among the league leaders with 83 runs scored and 34 stolen bases in helping guide the Sounds to a berth in the American Association championship series (Nashville lost to Omaha, 3-2).

The 16-year veteran spent time in the Cincinnati, Montreal, Philadelphia, St. Louis, Milwaukee, Pittsburgh, and Detroit organizations during his pro career after being selected by the Reds in the first round (16th overall selection) of the June 1978 draft.

Barnes spent parts of nine major league seasons with the Reds, Expos, Cardinals, and Tigers and accumulated a .259 average over 353 ML games. It was Skeeter’s versatility as a utility player that earned him a spot in the big leagues. Barnes played seven different positions at the major-league level, a feat that most cannot list on their resume.

Additional highlights of Barnes’ major- and minor-league career include:

- Hit a career-high .368 for the rookie-level Billings Mustangs during his first pro season in 1978 ... and lost the Pioneer League batting race by nearly 100 points to teammate Eddie Milner, whose .462 mark still stands as an unsurpassed standard in any minor league season of 200 or more at-bats.
- Selected as team MVP and Eastern League All-Star in 1982 after a full year with Waterbury (AA-Reds).
- Initiated a triple play for Detroit on July 3, 1992, catching an attempted squeeze bunt by Seattle’s Omar Vizquel, tagging Dave Valle and throwing to first baseman Cecil Fielder to force out Harold Reynolds in the fifth inning.

Skeeter Barnes’ #00 was retired by the Nashville Sounds in the early 1990s.

CAREER STATISTICS

YEAR	CLUB	AVG	G	AB	R	H	2B	3B	HR	RBI	BB	SO	SB	CS
1979	Nashville (AA)	.266	145	500	54	133	19	4	12	77	27	64	5	3
1988	Nashville (AAA)	.259	101	328	43	85	15	0	4	34	17	40	15	3
1989	Nashville (AAA)	.303	124	472	57	143	39	3	6	55	32	59	15	6
1990	Nashville (AAA)	.285	144	548	83	156	21	2	7	66	47	57	34	11
Nashville Totals		.280	514	1848	237	517	94	9	29	232	123	220	69	23
Minor League Totals		.296	1633	5985	883	1773	337	52	121	900	464	622	278	99
Major League Totals		.259	353	614	95	159	30	4	14	83	41	74	20	18



DON MATTINGLY

1981

18


Donald Arthur Mattingly played just one season in Nashville but made quite an impression on Music City while manning first base for the New York Yankees' Double-A affiliate in 1981.

Mattingly batted .316 (173-for-547) with seven homers and 98 RBIs in 141 games with the Sounds that season. He led the team in games played, hits, doubles (35) and RBIs; his 35 doubles were also the tops in the Southern League that year.

He also ranked among team leaders in hitting (2nd), at-bats (2nd), runs scored (4th-74), homers (T-4th), and walks (2nd-64). Mattingly only struck out an impressive 55 times in his 547 at-bats that year.

At the end of the year, he was named the Yankees' Minor League Player of the Year as well as to the TOPPS and Southern League All-Star teams.

"Donnie Baseball" established himself as one of the preeminent major-league stars of the 1980s. He hit for average and power, fielded his position at first base with brilliance and displayed a work ethic and charisma reminiscent of Yankee greats of the past.



He became an everyday major league player in 1984 and hit 23 homers en route to capturing the batting title on the last day of the season with a .343 average that edged teammate Dave Winfield's .340. In doing so, he became the first Yankee left-handed hitter to bat over .340 since Lou Gehrig hit .351 in 1937.

Mattingly established himself as a dominant hitter from 1984 through 1989. In each of those seasons, he hit over .300, collected more than 186 hits, and -- except for 1988 -- drove in 100 or more runs. During that period, no major league player had more RBIs than his 684, and only Wade Boggs (1,269) had more hits than Mattingly's 1,219. Mattingly displayed his power in 1985 when, batting third in the Yankee lineup, he amassed career highs of 35 home runs and a league-leading 145 RBIs en route to being named AL MVP (note: Willie McGee, another former Sound and Mattingly's

teammate on the 1981 Nashville squad, captured the NL MVP award that year while playing for the St. Louis Cardinals).

In 1986, Mattingly set new Yankees marks for doubles (53) and hits (238) in a season, becoming the first Yankee since Lou Gehrig to log three consecutive 200-hit seasons. During the 1987 season, Mattingly set or tied five remarkable major league records. He hit six grand slams to set a new single-season mark (he had never hit one prior to 1987). He tied Dale Long's 1956 record by homering in eight consecutive games from July 8-18. His 10 homers during that period were a major league record for total homers in an eight-game streak, and his concurrent streak of 10 games with at least one extra-base hit broke Babe Ruth's 1921 AL record. The power streak ended on July 20, the night Mattingly tied the major league record of 22 putouts by a first baseman in a nine-inning game.

From 1985 through 1989, he won five consecutive Gold Glove awards at first base. Along with Chick Gandil (1916-1919) of the legendary Chicago "Black Sox," Mattingly (1984-1987) holds the record of leading AL first basemen in fielding percentage for four consecutive years. Upon his retirement in 1997, his .996 lifetime fielding percentage at first base tied him for the all-time lead. His extraordinary fielding skills allowed him to play second base and third base on a few occasions despite throwing left-handed.

Don Mattingly returned to Greer Stadium on August 12, 1999, when his #18 was retired by the Nashville in an on-field ceremony.

CAREER STATISTICS

YEAR	CLUB	AVG	G	AB	R	H	2B	3B	HR	RBI	BB	SO	SB	CS
1981	Nashville (AA)	.316	141	547	74	173	35	4	7	98	64	55	4	2
Minor League Totals		.332	500	1482	288	612	112	16	37	346	232	132	17	16
Major League Totals		.307	1785	7003	1007	2153	442	20	222	1099	588	444	14	9



## ALL-TIME NASHVILLE SOUNDS ROSTER

NAME	YEAR(S)	MLB SERVICE
<b>A (39)</b>		
Abad, Andy	2004, '07	A's 01, Red Sox 03, Reds 06
Abbott, Jeff	1996-97	White Sox 97-00, Marlins 01
Abernathy, Brent	2006	Devil Rays 01-03, Royals 04, Twins 05
Acevedo, Juan	2004	Rockies 95/00, Mets 97, Cardinals 98-99, Brewers 00, Marlins 01, Tigers 02, Yankees 03, Blue Jays 03
Adams, Mike	2005-06	Brewers 04-06, Padres 08-11, Rangers 11-12, Phillies 13-14
Afenir, Troy	1992	Astros 87, A's 90-91, Reds 92
Ah Yat, Paul	1999-01	
Alcantara, Arismendy	2016	Cubs 14-15, A's 16, Reds 17
Alcantara, Raul	2016-18	A's 16-17
Aldrich, Russell	1979	
Aliotti, Anthony	2015	
Allard, Kolby	2019	Braves 18, Rangers 19-20
Allen, Luke	2004	Dodgers 02, Rockies 03
Allen, Neil	1990	Mets 75-83, Cardinals 83-85, Yankees 85/87-89, White Sox 86-87, Indians 89
Almonte, Erick	2009-12	Yankees 01/03, Brewers 11
Almonte, Hector	2004	Marlins 99, Red Sox 03, Expos 03
Alvarez, Clemente	1993-94	
Alvarez, Henderson	2016	Blue Jays 11-12, Marlins 13-15
Alvarez, Jose	1991-92	Braves 81-82, 88-89
Alvarez, R.J.	2015-16	Padres 14, A's 15
Alvarez, Tavo	1998	Expos 95-96
Alvarez, Tony	2003-04	Pirates 02/04
Alvarez, Wilson	1993	Rangers 89, White Sox 91-97, Giants 97, Devil Rays 98-00/02, Dodgers 03-04
Anderson, Brett	2018	A's 09-13/18-19, Dodgers 15-16, Cubs 17, Blue Jays 17
Anderson, Bryan	2015-16	Brewers 20
Anderson, Drew	2006-07, '09-10	Cardinals 10/12, White Sox 13, A's 14-15
Anderson, Jimmy	1998-2000	Brewers 06
Anderson, Josh	2010	Pirates 99-02, Reds 03, Cubs 04, Red Sox 04
Andujar, Luis	1996, 2000	Astros 07, Braves 08, Tigers 09, Royals 09
Angle, Matt	2015	White Sox 95-96, Blue Jays 96-98
Aquino, Greg	2007	Orioles 11
Aquino, Ismael	2018	Diamondbacks 04-06, Brewers 07, Orioles 08, Indians 09
Arlis, Patrick	2009-11	
Armstrong, Jack	1988-89, '91	Reds 88-91, Indians 92, Marlins 93, Rangers 94
Armstrong, Mike	1979	Padres 80-81, Royals 82-83, Yankees 84-86, Indians 87
Arroyo, Bronson	1999-2002	Pirates 00-02, Red Sox 03-05, Reds 06-13/17, Diamondbacks 14
Aven, Bruce	2000	Indians 97/02, Marlins 99, Pirates 00, Dodgers 00-01
Axford, John	2009-10, '17	Brewers 09-13, Cardinals 13, Indians 14, Pirates 14, Rockies 15, A's 16-17
Ayers, Mike	2000-01	
<b>B (113)</b>		
Bailey, Cory	2000	Red Sox 93-94, Cardinals 95-96, Giants 97-98, Royals 01-03
Baker, Brian	2012	
Baker, Doug	1985-86	Tigers 84-87, Twins 88-90
Baker, Kenny	1980	
Balboni, Steve	1980	Yankees 81-83/89-90, Royals 84-88, Mariners 88, Rangers 93
Baldwin, James	1993-96	White Sox 95-01, Dodgers 01, Mariners 02, Royals 03, Twins 03, Mets 04, Orioles 05, Rangers 05
Baldwin, Johnny	1984	
Balfour, Grant	2007	Twins 01/03-04, Brewers 07, Rays 07-10/14-15, A's 11-13
Bandy, Jett	2019	Angels 15-16, Brewers 18
Banes, David	1982	
Baptist, Travis	2000	Twins 98
Barfield, John	1993	Rangers 89-91

**ALL-TIME NASHVILLE SOUNDS ROSTER**

Barkett, Andy	2001	Pirates 01
Barlow, Joe	2019	
Barnes, John	2003	Twins 00-01
Barnes, Skeeter	1979, '88-90	Reds 83-84/89, Expos 85, Cardinals 87, Tigers 91-94
Barnwell, Chris	2005-07	Brewers 06
Barreto, Franklin	2016-18	A's 18-20, Angels 20
Barrett, Tommy	1984	Phillies 88-89, Red Sox 92
Barthol, Blake	2003	
Bassitt, Chris	2015, '17-18	White Sox 14, A's 15-20
Bateman, Joe	2008	
Bates, Billy	1990-91	Brewers 89-90, Reds 90
Battle, Allen	1997	Cardinals 95, A's 96
Bawcom, Logan	2017	
Bay, Jason	2004	Padres 03, Pirates 03-08, Red Sox 08-09, Mets 10-12, Mariners 13
Bayless, Trevor	2015	
Beattie, Andrew	2006	
Beck, Preston	2019	
Beeler, Pete	1991	
Bell, Derek	2001	Blue Jays 91-92, Padres 93-94, Astros 95-99, Mets 00, Pirates 01
Beltre, Esteban	1993	White Sox 91-92, Rangers 94-95, Red Sox 96
Benavides, Freddie	1989-91	Reds 91-92, Rockies 93, Expos 94
Benjamin, Wes	2019	Rangers 20
Bennett, Jeff	2003, '05, '10	Brewers 04, Braves 07-09, Rays 09
Benson, Kris	1998, 2002	Pirates 99-00/02-04, Mets 04-05, Orioles 06, Rangers 09, Diamondbacks 10
Berblinger, Jeff	2001	Cardinals 97
Bere, Jason	1993, '95-97	White Sox 93-98, Reds 98-99, Brewers 99-00, Indians 00/03, Cubs 01-02
Berenyi, Bruce	1978	Reds 80-84, Mets 84-86
Bergman, Dave	1985	Yankees 75,77, Astros 78-81, Giants 81-83, Tigers 84-92
Berroa, Geronimo	1992	Braves 89-90, Reds 92, Marlins 93, A's 94-97, Orioles 97, Indians 98, Tigers 98, Blue Jays 99, Dodgers 00
Berry, Mark	1987	
Bersano, Mark	1982-83	
Bertotti, Mike	1995-97	White Sox 95-97
Bianchi, Jeff	2012-14	Brewers 12-14, Red Sox 15
Bibbs, Kennard	2006	
Bibens-Dirkx, Austin	2019	Rangers 17-18
Bieser, Steve	1998-99	Mets 97, Pirates 98
Bird, Kyle	2019	Rangers 19
Birtsas, Tim	1988, '90	A's 85-86, Reds 88-90
Blackburn, Paul	2017	A's 17-20
Blair, Carson	2015-16	A's 15
Blaser, Mark	1983-84	
Blazek, Michael	2014	Cardinals 13, Brewers 13/15-17, Nationals 19
Bleich, Jeremy	2018	A's 18
Boever, Dan	1987-88	
Boggs, Brandon	2011	Rangers 08-10, Brewers 11
Bolton, Rodney	1993-95	White Sox 93/95
Bolton, Tom	1995, '98	Red Sox 87-92, Reds 92, Tigers 93, Orioles 94
Borders, Pat	2005	Blue Jays 88-94/99, Royals 95, Astros 95, Cardinals 96, Angels 96, Indians 97-99, Mariners 01-04/05, Twins 04
Boris, Paul	1980	Twins 82
Boscan, J.C.	2006	Braves 10-12
Bourgeois, Jason	2009	White Sox 08, Brewers 09, Astros 10-12, Royals 12, Rays 13, Reds 14-15
Boxberger, Rod	1981	
Boyd, Bj	2016, '18	
Boyd, Jason	1999, 2004	Pirates 99/04, Phillies 00, Padres 02, Indians 03
Bracewell, Ben	2017-18	
Braddock, Zach	2010-11	Brewers 10-11
Bradley, Scott	1982-83, '92	Yankees 84-85, White Sox 86, Mariners 86-92, Reds 92
Brady, Doug	1993, '95-97	White Sox 95
Brady, Michael	2017	A's 17
Bragg, Sam	2018	
Branson, Jeff	1991-92	Reds 92-97, Indians 97-98

**ALL-TIME NASHVILLE SOUNDS ROSTER**

Brantley, Mickey	1992	Mariners 86-89
Branyan, Russell	2005, '08	Indians 98-02/10, Reds 02-03, Brewers 04-05/08, Devil Rays 06, Padres 06/07, Phillies 07, Cardinals 07, Mariners 09/10, Diamondbacks 11, Angels 11
Brasier, Ryan	2015-16	Angels 13, Red Sox 18-19
Braun, Ryan	2007	Brewers 07-20
Bray, Steve	2006-08	
Brede, Brent	2000	Twins 96-97, Diamondbacks 98
Breining, Fred	1985-86	Giants 80-83, Expos 84
Brinkley, Darryl	1998-2000	
Brito, Luis	1998	
Brooks, Aaron	2015	Royals 14-15, A's 15/18-19, Orioles 19
Brooks, Frank	2003-04	Pirates 04, Braves 05
Brown, Adrian	1998-2000, '02	Pirates 97-02, Red Sox 03, Royals 04, Rangers 06
Brown, Darrell	1985	Tigers 81, A's 82, Twins 83-84
Brown, Emil	1999-2000	Pirates 97-01, Padres 01, Reds 03, Royals 05-07, A's 08, Mets 09
Brown, Jordan	2011-12	Indians 10, Marlins 13
Brown, Keith	1988-92	Reds 88-92
Brown, Marty	1988-89	Reds 88-89, Orioles 90
Brown, Randy	1998	
Brown, Scott	1978-79	Reds 81
Browning, Mike	1982-83, '85	
Browning, Tom	1987	Reds 84-94, Royals 95
Bruback, Matt	2003	
Brugman, Jaycob	2016-17	A's 17
Brumfield, Jacob	1992	Reds 92-94, Pirates 95-96, Blue Jays 96-97/99, Dodgers 99
Brune, Brian	2010	Diamondbacks 04-05, Yankees 06-09, Nationals 10, White Sox 12
Bruno, Joe	1989	
Buchanan, Bob	1992	Reds 85, Royals 89
Buchter, Ryan	2018	Braves 14, Padres 16-17, Royals 17, A's 18-19
Buckner, Billy	2014	Royals 07, Diamondbacks 08-10, Angels 13, Padres 14
Buller, Dayton	2011-13	
Burgos, Hiram	2012-14	
Burke, Brock	2019	Brewers 13
Burke, Tim	1983	Rangers 19
Burnett, Sean	2004	Expos 85-91, Mets 91-92, Yankees 92
Burns, Billy	2015-16	Pirates 04/07-09, Nationals 10-12, Angels 13-14
Burns, Mike	2009	A's 14-16, Royals 16-17
Bush, Dave	2008	Reds 06, Red Sox 06, Brewers 09
Bushing, Chris	1992-94	Blue Jays 04-05, Brewers 06-10, Rangers 11
Butler, Josh	2009-12	Reds 93
Butterfield, Brian	1982	Brewers 09
<b>C (101)</b>		
Cahill, Trevor	2018	A's 09-11/18, Diamondbacks 12-14, Braves 15, Cubs 15-16, Padres 17, Royals 17, Angels 19, Giants 20
Cain, Lorenzo	2008, '10	Brewers 10/18-20, Royals 11-17
Calhoun, Willie	2019	Rangers 17-20
Callahan, Ben	1982-84	A's 83
Callahan, Pat	1980-83	
Camacho, Joseph	2017-18	
Cameron, Mike	1997, 2008	White Sox 95-98, Reds 99, Mariners 00-03, Mets 04-05, Padres 06-07, Brewers 08-09, Red Sox 10-11, Marlins 11
Camp, Shawn	2001-03	Royals 04-05, Devil Rays 06-07, Blue Jays 08-11, Cubs 12-13, Phillies 14
Campos, Frank	1993	
Canale, George	1998	Brewers 89-91
Candaele, Casey	1998	Expos 86-88, Astros 88/90-93, Indians 96-97
Canha, Mark	2017-18	A's 15-20
Capellan, Jose	2005, '07	Braves 04, Brewers 05-07, Tigers 07, Rockies 08
Cappuccio, Carmine	1995-97	
Cappuzello, George	1979, '84	Tigers 81, Astros 82
Capra, Nick	1992	Rangers 82-83/85/91, Royals 88
Capuano, Chris	2010	Diamondbacks 03, Brewers 04-07/10/16, Mets 11, Dodgers 12-13, Red Sox 14, Yankees 14-15
Carle, Shane	2019	Rockies 17, Braves 18-19

## ALL-TIME NASHVILLE SOUNDS ROSTER

Carlin, Luke	2015	Padres 08, Diamondbacks 09, Indians 10/12
Carpenter, David	2019	Astros 11-12, Blue Jays 12, Braves 13-14, Yankees 15 Nationals 15, Rangers 19
Carrithers, Alden	2015	
Carroll, Brett	2011	Marlins 07-10, Brewers 11, Nationals 12
Carson, Matt	2015	A's 09-10, Twins 12, Indians 13
Carter, Chris	2017	A's 10-12, Astros 13-15, Brewers 16, Yankees 17
Carter, Jeff	1993	White Sox 91
Caruso, Gene	1998	
Cary, Chuck	1985-86, '93	Tigers 85-86, Braves 87-88, Yankees 89-91, White Sox 93
Casillas, Adam	1990-91	
Castillo, Carlos	1997	White Sox 97-99
Castillo, Frank	1999	Cubs 91-97, Rockies 97, Tigers 98, Blue Jays 00, Red Sox 01-02/04
Castro, Angel	2015-16	A's 15
Castro, Simon	2017-18	White Sox 13, Rockies 15, A's 17
Cate, Troy	2008	Cardinals 07
Caufield, Chuckie	2010	
Cedeno, Blas	2002	
Cepicky, Scott	1993	
Chapman, Matt	2016-17	A's 17-20
Chapman, Nate	1980-82	
Charlton, Norm	1987-88	Reds 88-92/00, Mariners 93/95-97/01-02, Phillies 95, Orioles 98, Braves 98, Devil Rays 99
Chavez, Ozzie	2006-08, '13	
Chavez, Pedro	1985-86	
Chavez, Wilton	2006	
Choate, Randy	2008	Yankees 00-03, Diamondbacks 04-07, Rays 09-10, Marlins 11-12, Dodgers 12, Cardinals 13-15
Christiansen, Clay	1981-82	Yankees 84
Christiansen, Jason	1999	Pirates 95-00, Cardinals 00-01, Giants 01-05, Angels 05
Chrysler, Clint	2001	
Chulk, Vinnie	2012	Blue Jays 03-06, Giants 06-08, Indians 09, Brewers 12
Cirillo, Jeff	2005	Brewers 94-99/05-06, Rockies 00-01, Mariners 02-03, Padres 04, Twins 07, Diamondbacks 07
Clark, Jermaine	2006	Tigers 01, Rangers 03, Reds 04, A's 05
Clark, Matt	2014	Brewers 14
Clemons, Chris	1997	White Sox 97
Cleto, Ambioris	2000	
Clontz, Brad	1999-2000	Braves 95-97, Dodgers 98, Mets 98, Pirates 99-00
Closser, JD	2007	Rockies 04-06
Cody, Chris	2009	
Coffey, Todd	2010	Reds 05-08, Brewers 08-10, Nationals 11, Dodgers 12
Coffman, Jim	1983	
Coke, Phil	2015	Yankees 08-09/15, Tigers 10-14, Cubs 15, Blue Jays 15, Pirates 16
Coker, Calvin	2018	
Cole, Hunter	2019	
Coleman, Ken	1994	
Coles, Darnell	1992	Mariners 83-85/88-90, Tigers 86-87/90, Pirates 87-88, Giants 91, Reds 92, Blue Jays 93-94, Cardinals 95, Rockies 97
Collins, Dave	1987	Angels 75-76, Mariners 77, Reds 78-81/87-89, Yankees 82, Blue Jays 83-84, A's 85, Tigers 86, Cardinals 90
Colome, Jesus	2009	Devil Rays 01-06, Nationals 07-09, Brewers 09, Mariners 10
Colvard, Benny	1990	
Combe, Geoff	1978-79	Reds 80-81
Conner, Jeff	1985-86	
Conrad, Brooks	2012	A's 08, Braves 09-11, Brewers 12, Rays 12, Padres 14
Cook, Ryan	2015	Diamondbacks 11, A's 12-15, Red Sox 15
Coolbaugh, Scott	1992	Rangers 89-90, Padres 91, Cardinals 94
Coomer, Ron	1993	Twins 95-00, Cubs 01, Yankees 02, Dodgers 03
Cooper, Don	1980	Twins 81-82, Blue Jays 83, Yankees 85
Coquillet, Trace	2002	Expos 99-00
Corbett, Doug	1978	Twins 80-82, Rockies 82-86, Orioles 87

## ALL-TIME NASHVILLE SOUNDS ROSTER

Cordova, Francisco	1999, 2001	Pirates 96-01
Corey, Mark	2003-04	Mets 01-02, Rockies 02, Pirates 03-04
Corporan, Carlos	2008-09	Brewers 09, Astros 11-14, Rangers 15
Costello, Fred	1995	
Cota, Humberto	2001-04	Pirates 01-07
Cotto, Henry	1995	Cubs 84, Yankees 85-87, Mariners 88-93, Marlins 93
Cotton, Jharel	2016-17	A's 16-17
Cotton, John	1997, 2001	
Coughlin, Kevin	1993, '95	
Coulombe, Daniel	2016, '18	Dodgers 14-15, A's 15-18
Crabbe, Callix	2007-08	Padres 08
Craig, Dean	1982	
Cravy, Tyler	2014	Brewers 15-16
Crawford, Carlos	1998	Phillies 96
Cron, Chris	1993, '95	Angels 91, White Sox 92
Crudale, Mike	2004	Cardinals 02-03, Brewers 03
Cruz, Enrique	2006	Brewers 03, Reds 07
Cruz, Ivan	1999-00	Yankees 97, Pirates 99-00, Cardinals 02
Cruz, Luis	2010	Pirates 08-09, Brewers 10, Dodgers 12-13, Yankees 13
Cruz, Nelson	1997	White Sox 97, Tigers 99-00, Astros 01-02
Cruz, Nelson R.	2005-06	Brewers 05, Rangers 06-13, Orioles 14, Mariners 15-18
		Twins 19-20
Cruz, Victor	1985	Blue Jays 78, Indians 79-80, Pirates 81, Rangers 83
Csefalvay, John	1984	
Curtis, Jermaine	2017	Cardinals 13
Curtis, Zac	2019	Diamondbacks 16, Mariners 17, Phillies 17-18, Rangers 18
Cusack, Rocky	1986	
Cutshall, Bill	1987	
<b>D (73)</b>		
Dabney, Fred	1993	
Dahl, Greg	1978	
Dalena, Pete	1983-84	Indians 89
Daniels, David	1998	
d'Arnaud, Chase	2019	Pirates 11-12/14, Phillies 15, Braves 16-17, Red Sox 17
		Padres 17, Giants 18
Darwin, Jeff	1996-97	Mariners 94, White Sox 96-97
Davidson, Matt	2019	Diamondbacks 13, White Sox 16-18, Reds 20
Davidson, Randy	1978	
Davis, Blake	2013	Orioles 11
Davis, Doug	2010	Rangers 99-03, Blue Jays 03, Brewers 03-06/10, Diamondbacks 07-09, Cubs 11
		Mets 10-14, Pirates 14, A's 15, Yankees 16
Davis, Ike	2015	Pirates 02-04, Nationals 05
Davis, J.J.	2003-04	Royals 87, White Sox 88-89, Padres 90
Davis, John	1985, '95	Indians 00, Brewers 00/05, Rockies 01, Mets 02, Phillies 07
Davis, Kane	1999, 2005	
Davis, Kentrail	2013	Brewers 13-15, A's 16-20
Davis, Khris	2012-13	Astros 83-85, White Sox 86, Cardinals 87, Phillies 88, A's 89
Dawley, Bill	1978-79	Yankees 83-84, Cubs 85-87
		Padres 13, Pirates 14-15, Rays 16, A's 17
Dayett, Brian	1980-82	Giants 90-92/96, Marlins 93/95, Rockies 96, Angels 99
Decker, Jaff	2017	
Decker, Steve	1998	
DeFrancesco, Tony	1988, '90-91	Tigers 07, Marlins 08, Padres 09, Brewers 11
De La Cruz, Frankie	2011, '13	Diamondbacks 13-14
De La Rosa, Eury	2015	
De La Rosa, Anderson	2010, '13	
De la Rosa, Tomas	2002-04	Expos 00-01, Giants 06
De La Torre, Jose	2014	Red Sox 13
De Los Santos, Fautino	2012	A's 11-12
Del Pozo, Miguel	2019	Angels 19, Pirates 20
Demaria, Chris	2006	Royals 05, Brewers 06
Demeter, Todd	1983	
Dempsey, Pat	1984	
Denman, Brian	1985-86	Red Sox 82
Denson, Drew	1993-94	Braves 89, White Sox 93
Depreta-Johnson, Tyler	2019	

**ALL-TIME NASHVILLE SOUNDS ROSTER**

Deshaies, Jim	1984	Yankees 84, Astros 85-91, Padres 92, Giants 93, Twins 93-94, Phillies 95
DeShields, Delino	2019	Rangers 15-19, Indians 20
Dessens, Elmer	1998, 2007	Pirates 96-98, Reds 00-02, Diamondbacks 03-04, Dodgers 04-06, Royals 06, Brewers 07, Rockies 07, Braves 08, Mets 09-10
Destrade, Orestes	1984	Yankees 87, Pirates 88, Marlins 93-94
Detwiler, Ross	2016-17	Nationals 07/09-14, Rangers 15, Braves 15, Indians 16, A's 16, Mariners 18, White Sox 19
Devencenzi, Jordan	2016	
Dewey, Duane	1984	
Dewey, Mark	2001	Giants 90/95-96, Mets 92, Pirates 93-94
Diaz, Kiki	1992	
Diaz, Robinson	2014	Blue Jays 08, Pirates 08-09
Dibble, Rob	1987-88	Reds 88-93, White Sox 95, Brewers 95
Dickey, R.A.	2007	Rangers 01/03-06, Mariners 08, Twins 09, Mets 10-12, Blue Jays 13-16, Braves 17
DiFelice, Mark	2007-08, '11	Brewers 08-09/11
Dillard, Tim	2007-14, '19	Brewers 08-09/11-12
Dillon, Joe	2007-08	Marlins 05, Brewers 07-08, Rays 09
Diorio, Mike	2000	
DiSarcina, Glenn	1996	
Dodd, Tommie	1982-83	Orioles 86
Doerr, Tim	1978	
Doman, Roger	1998	
Donaldson, Bo	2001	
Doolittle, Ryan	2016	
Doolittle, Sean	2015-16	A's 12-17, Nationals 17-20
Doster, Dave	2003	Phillies 96/99
Doubront, Felix	2017	Red Sox 10-14, Cubs 14, Blue Jays 15, A's 15
Dougherty, Jim	1999, 2002	Astros 95-96, A's 98, Pirates 99
Dowdy, Brett	2010	
Dowdy, Kyle	2019	Rangers 19
Downs, Brian	1997	
Drabek, Doug	1984	Yankees 86, Pirates 87-92, Astros 93-96, White Sox 97, Orioles 98
Drahman, Brian	1993	White Sox 91-93, Marlins 94
Drummond, Tim	1992	Pirates 87, Twins 89-90
Duffy, Chris	2009	Pirates 05-07, Brewers 09
Dull, Ryan	2015, '17-18	A's 15-19, Yankees 19, Blue Jays 19
Dunbar, Matt	1999	Marlins 95
Duncan, Rick	1978-79	
Durham, Ray	1994	White Sox 95-02, A's 02, Giants 03-08, Brewers 08
Durrington, Trent	2005	Angels 99-00/03, Brewers 04-05
Duval, Mickey	1978	
<b>E (17)</b>		
Earl, Scottie	1985-86, '88	Tigers 84
Edge, Tim	1998	
Eibner, Brett	2016	Royals 16, A's 16, Dodgers 17
Ellis, Robert	1994-96	Angels 96, Diamondbacks 01, Dodgers 02, Rangers 03
Elston, Guy	1981-82	
Engle, Dave	1986	Twins 81-85, Tigers 86, Expos 87-88, Brewers 89
Erickson, Matt	2005	Brewers 04
Esasky, Nick	1987	Reds 83-88, Red Sox 89, Braves 90
Escalera, Ruben	1992	
Escobar, Alcides	2009	Brewers 08-10, Royals 11-17
Espinal, Yoel	2019	
Espino, Juan	1980	Yankees 82-83/85-86
Estrada, Marco	2010, '12-13	Nationals 09, Brewers 10-14, Blue Jays 15-17
Evans, Dave	1998	
Evans, Jason	1997	
Eveland, Dana	2006	Brewers 05-06, Diamondbacks 07, A's 08-09, Blue Jays 10, Pirates 10, Dodgers 11, Orioles 12, Mets 14, Braves 15, Rays 16
Evert, Brett	2005-06	



**ALL-TIME NASHVILLE SOUNDS ROSTER****F (40)**

Fairbanks, Pete	2019	Rangers 19, Rays 19-20
Fallon, Bob	1986	White Sox 84-85
Falu, Irving	2014	Royals 12-13, Brewers 14, Padres 14
Farris, Eric	2010-12	Brewers 11-12
Faulk, Kelly	1983-84	
Federowicz, Tim	2019	Dodgers 11-14, Cubs 16, Giants 17, Astros 18, Reds 18 Rangers 19
Feigl, Brady	2019	
Ferguson, Mark	1984	
Fernandez, Jared	2006	Reds 01-02, Astros 03-04, Brewers 06
Ferreira, Raul	1979	
Felder, Prince	2005	Brewers 05-11, Tigers 12-13, Rangers 14-16
Felds, Bruce	1986	Tigers 86, Mariners 88-89
Fields, Josh	2019	Astros 13-16, Dodgers 16-18
Fiers, Mike	2011-14	Brewers 11-15, Astros 15-17, Tigers 18, A's 18-19
Figaro, Alfredo	2013-14	Tigers 09-10, Brewers 13-14
Figueroa, Luis D.	2004	
Figueroa, Luis R.	2000-01, '11	Pirates 01, Blue Jays 06, Giants 07
Figueroa, Nelson	2003-04	Phillies 00-01/10, Brewers 02, Pirates 03-04, Mets 08-09, Astros 10-11
Filer, Tom	1980	Cubs 82, Blue Jays 85, Brewers 88-90, Mets 92
Filson, Pete	1981	Twins 82-86, White Sox 86, Yankees 87, Royals 90
Finley, Brian	1987-88	
Finnegan, Kyle	2017-18	
Fisher, Brian	1992	Yankees 85-86, Pirates 87-89, Astros 90, Mariners 92
Flores, Randy	2011	Rangers 02, Rockies 02/09-10, Cardinals 04-08, Twins 10
Fogg, Josh	2003	Pirates 02-05, Rockies 06-07/09, Reds 08
Fontana, Nolan	2019	Angels 17-18
Fontenot, Ray	1982	Yankees 83-84, Cubs 85-86, Twins 86
Fordham, Tom	1996-97, 2003	White Sox 97-98
Forsythe, Blake	2015	
Foster, Steve	1991-92	Reds 91-93
Foulke, Keith	1997	Giants 97, White Sox 97-02, A's 03, Red Sox 04-06
Fowler, Don	1984	
Fowler, Dustin	2018	Yankees 17, A's 18
Frankoff, Seth	2015	Cubs 17
Fraraccio, Dan	1995	
Frazier, Parker	2015	
Freiman, Nate	2015	A's 13-14
Friedrichs, Kyle	2018	
Fuller, Jim	2015	
Fussell, Chris	2004	Orioles 98, Royals 99-00

**G (81)**

Gagne, Eric	2008	Dodgers 99-06, Rangers 07, Red Sox 07, Brewers 08
Gajkowski, Steve	1995-96	Mariners 98
Gallardo, Yovani	2007-08	Brewers 07-14, Rangers 15, Orioles 16, Mariners 17
Gallegos, Matt	1983-84	
Gamel, Mat	2008-11	Brewers 08-12
Garate, Victor	2012	Nationals 09
Garcia, Anthony	2018	
Garcia, Freddy A.	1998-99	Pirates 95/97-99, Braves 99
Garcia, Leo	1987-88, 90-91	Reds 87-88
Garcia, Luis	2002	Tigers 99
Garcia, Mike	1999-2000	Pirates 99-00
Garcia, Ramon	1993	White Sox 91, Brewers 96, Astros 97
Garcia, Victor	1991	
Garciparra, Michael	2009	
Gardewine, Nick	2019	Rangers 17-18
Gardner, Richie	2008	
Garland, Wayne	1982	Orioles 73-76, Indians 77-81
Garneau, Dustin	2018	Rockies 15-17, A's 17/19, White Sox 18, Angels 19, Astros 20
Garner, Cole	2013	Rockies 11
Garrett, Reed	2019	Tigers 19
Garner, Kevin	1992	
Gayden, Huey	1982	

**ALL-TIME NASHVILLE SOUNDS ROSTER**

Geisler, Phil	1998	
Gennett, Scooter	2013	Brewers 13-16, Reds 17-19, Giants 19
Gentry, Craig	2015	Rangers 09-13, A's 14-15, Angels 16
Germann, Mark	1989	
Giard, Ken	1998-99	
Gibaut, Ian	2019	Rays 19, Rangers 19-20
Gibbons, Jay	2008, '12	Orioles 01-07, Dodgers 10-11
Gibson, Paul	1986	Tigers 88-91, Mets 92-93, Yankees 93-94/96
Gilbert, Shawn	1993, 2002-03	Mets 97-98, Cardinals 98, Dodgers 00
Gillespie, Cole	2009	Diamondbacks 10-11, Cubs 13, Mariners 14, Blue Jays 14, Marlins 15-16
Kindl, Caleb	2011-14	Brewers 13-14
Ginter, Matt	2007, '09	White Sox 00-03, Mets 04, Tigers 05, Indians 08
Gleckel, Scott	1980	
Glover, Gary	2005	Blue Jays 99, White Sox 01-03, Angels 03, Brewers 04-05, Devil Rays 07-08, Tigers 08
Goldby, Cooper	2018	
Goldstein, Jason	2018	
Gomes, Wayne	2002	Phillies 97-01, Giants 01, Red Sox 02
Gomez, Carlos	2010	Mets 07, Twins 08-09, Brewers 10-15, Astros 15-16, Rangers 16-17
Gomez, Hector	2014	Rockies 11, Brewers 14
Gonzalez, Andy	2011-12	White Sox 07, Indians 08, Marlins 09
Gonzalez, Angel	1991	
Gonzalez, Denny	1990-92	Pirates 84-88, Indians 89
Gonzalez, Fernando	1984	Pirates 72-73/77-78, Royals 74, Yankees 74, Padres 78-79
Gonzalez, Mike	2003-04	Pirates 03-06, Braves 07-09, Orioles 10-11, Rangers 11, Nationals 12, Brewers 13
Gonzalez, Orlando	1987-88	Pirates 05-09, Cubs 09-10, Nationals 11-12, Brewers 13-14, Tigers 15, Indians 16
Gorzelanny, Tom	2014	A's 17-18
Gossett, Daniel	2016-18	Pirates 03-09, Cubs 09-11
Grabow, John	2003	
Graham, Randy	1984	Twins 17
Granite, Zack	2019	Blue Jays 14, A's 15-18, Mariners 20
Graveman, Kendall	2015, '17-18	Reds 88, Red Sox 90-91
Gray, Jeff	1987-89	A's 13-17, Yankees 17-18, Reds 19-20
Gray, Sonny	2017	White Sox 90-95, Marlins 96, Angels 97, Blue Jays 98-00, Red Sox 01
Grebeck, Craig	1994	Padres 86/89, Rangers 90-91, Reds 92
Green, Gary	1992	
Green, Nick	2009	Rangers 99-00
Green, Scarborough	2001	Mariners 06-08, Mets 09-10, Brewers 11
Green, Sean	2011	Brewers 11-12
Green, Taylor	2011-12, '14	Royals 04-10, Brewers 11-12, Angels 12, Dodgers 13-15, Diamondbacks 16-19, Astros 19-20
Greinke, Zack	2011	A's 12-13, Rangers 16-17
Griffin, A.J.	2015	
Griffin, Joe	1978	Yankees 79-81, Cubs 81, Padres 82, Orioles 87, Reds 89
Griffin, Mike	1989	
Grijak, Kevin	1998	
Gross, Gabe	2007	Blue Jays 04-05, Brewers 06-08, Rays 08
Gross, Kip	1990-91	Reds 90-91, Dodgers 92-93, Red Sox 99, Astros 00
Grubb, John	1986	Padres 72-76, Indians 77-78, Rangers 78-82, Tigers 83-87
Guarnaccia, John	1978	
Guerra, Randy	1981-82	
Guerrier, Matt	2002-03	Twins 04-10/14, Dodgers 11-13, Cubs 13
Guerrieri, Taylor	2019	Blue Jays 18, Rangers 19
Guillen, Jose	1999	Pirates 97-99, Devil Rays 99-01, Diamondbacks 02, Reds 02-03, A's 03, Angels 04, Nationals 05-06, Mariners 07, Royals 08-10, Giants 10
Gulan, Mike	2003	Cardinals 97, Marlins 01
Gulden, Brad	1980	Dodgers 78, Yankees 79-80, Mariners 81, Expos 82, Reds 84, Giants 86
Gulin, Lindsay	2007-09	

## ALL-TIME NASHVILLE SOUNDS ROSTER

Guy, Brad	2001	
Guzman, Ronald	2019	Rangers 18-20
Gwosdz, Doug	1988-89	
Gwynn Jr., Tony	2006-09	Brewers 06-08, Padres 09-10, Dodgers 11-12, Phillies 14
<b>H (100)</b>		
Haad, Yamid	2001	Pirates 99, Giants 05
Hackman, Luther	2004, '06-07	Rockies 99, Cardinals 00-02, Padres 03
Hahn, Jesse	2016-17	Padres 14, A's 15-17, Royals 19
Hall, Bill	2009	Brewers 02-09, Mariners 09, Red Sox 10, Astros 11, Giants 11, Orioles 12
Hall, Drew	1991	Cubs 86-88, Rangers 89, Expos 90
Hall, Joe	1993-94	White Sox 94, Tigers 95/97
Hall, Kris	2015	
Hall, Mel	1996	Cubs 81-84, Indians 84-88, Yankees 89-92, Giants 96
Halperin, Mike	1998	
Halton, Sean	2012-14	Brewers 13
Hamilton, Bobby	1978-79	
Hammaker, Atlee	1994-95	Royals 81, Giants 82-90, Padres 90-91, White Sox 94-95
Hammond, Chris	1989-90	Reds 90-92/06, Marlins 93-96/98, Red Sox 97, Braves 02, Yankees 03, A's 04, Padres 05
Hammond, Steve	2008	
Hand, Donovan	2010-14	Brewers 13
Hanggie, Dan	1980-81	
Hansell, Greg	1999	Dodgers 95, Twins 96, Brewers 97, Pirates 99
Hardy, J.J.	2009	Brewers 05-09, Twins 10, Orioles 11-17
Harper, Brian	1986	Angels 79/81, Pirates 82-84, Cardinals 85, Tigers 86, A's 87/95, Twins 88-93, Brewers 94
Harris, Butch	1978	
Harris, James	2015	Angels 79-81
Harris, John	1985	Reds 88-89/94-98, Dodgers 89-93, Mets 98/00-01, Rockies 99, Diamondbacks 99-00, Brewers 02, Cubs 03, Marlins 03-06
Harris, Lenny	1987-89	Brewers 04-12, Mariners 14, Pirates 15
Hart, Corey	2005-06, '09, '11	
Hart, Corey D.	2005	Red Sox 14
Hassan, Alex	2015	
Hasselhoff, Derek	1997	
Hatcher, Chris	2018	Marlins 11-14, Dodgers 15-17, A's 17-18
Haverbusch, Kevin	2001-02	
Hawkins, John	1984	
Hawkins, LaTroy	2010-11	Twins 95-03, Cubs 04-05, Giants 05, Orioles 06, Rockies 07/14-15 Yankees 08, Astros 08-09, Brewers 10-11, Angels 12, Mets 13, Blue Jays 15
Hayden, Alan	1989	
Haynie, Jason	1998	
Healy, Ryon	2016	A's 16-17, Mariners 18-19, Brewers 20
Healy, Tucker	2016-17	
Hearn, Taylor	2019	Rangers 19-20
Heathcott, Mike	1997	White Sox 98
Heathcott, Slade	2018	Yankees 15
Heckathorn, Kyle	2013-14	
Heether, Adam	2008-10	
Heflin, Bronson	2000	Phillies 96
Heineman, Scott	2019	Rangers 19-20
Heinkel, Don	1985-86	Tigers 88, Cardinals 89
Helling, Rick	2005-06	Rangers 94-96/97-01, Marlins 96-97/03, Diamondbacks 02, Orioles 03, Brewers 05-06
Hellweg, Johnny	2013-14	Brewers 13
Hench, Bill	1980, '82	
Henderson, Jim	2011-12, '14	Brewers 12-14, Mets 16
Hendrickson, Ben	2005-06	Brewers 04/06
Hendriks, Liam	2016, '18	Twins 11-13, Royals 14, Blue Jays 14-15, A's 16-20
Henika, Ron	1987	
Henneman, Mike	1986	Tigers 87-95, Astros 95, Rangers 96
Hensley, Clay	2013	Padres 05-08, Marlins 10-11, Giants 12

**ALL-TIME NASHVILLE SOUNDS ROSTER**

Heredia, Julian	1998	
Hermansen, Chad	1998-02	Pirates 98-02, Cubs 02, Dodgers 03, Blue Jays 04
Hermida, Jeremy	2014	Marlins 05-09, Red Sox 10, Athletics 10, Reds 11, Padres 11-12
Hernaiz, Jesus	1983	
Hernandez, Alex	2000-01	Pirates 00-01
Hernandez, Ariel	2019	Reds 17
Hernandez, Cesar	1992	Reds 92-93
Hernandez, Chuck	1983	
Hernandez, Juan	1984	
Herrera, Daniel Ray	2011	Reds 08-10, Brewers 11, Mets 11
Herrera, Elian	2014	Dodgers 12-13, Brewers 14-15
Herrera, Ronald	2019	Yankees 17
Hill, Bobby	2003	Cubs 02-03, Pirates 03-05
Hill, Milt	1990-92	Reds 91-93, Braves 94, Mariners 94
Hill, Orsino	1987	
Hinton, Robert	2009-11	
Hobbs, Rodney	1986	
Hoey, Jim	2013	Orioles 06-07, Twins 11
Hoffman, Trevor	1992, 2009	Marlins 93, Padres 93-08, Brewers 09-10
Holbert, Aaron	2003	Cardinals 96, Reds 05
Holle, Greg	2013	
Holtz, Mike	2003	Angels 96-01, A's 02, Padres 02, Red Sox 06
Hopf, J.R.	2007-08	
Hopper, Norris	2010	Reds 06-08
House, J.R.	2004	Pirates 03-04, Astros 06/08, Orioles 07
Householder, Paul	1979	Reds 80-84, Cardinals 84, Brewers 85-86, Astros 87
Housman, Jeff	2005	
Houston, Ryan	2009	
Howard, Ben	2008	Padres 02-03, Marlins 04
Howard, Chris	1993	White Sox 93, Red Sox 94, Rangers 95
Howard, Matt	1999	Yankees 96
Howard, Thomas	2001	Padres 90-92, Indians 92-93, Reds 93-96, Astros 97, Dodgers 98, Cardinals 99-00
Howard, Tim	1995	
Howell, Jay	1978	Reds 80, Cubs 81, Yankees 82-84, A's 85-87, Dodgers 88-92, Braves 93, Rangers 94
Howie, Mark	1992	
Howitt, Dann	1994-95	A's 89-92, Mariners 92-93, White Sox 94
Huang, Wei-Chieh	2019	Rangers 19
Hudler, Rex	1982	Yankees 84-85, Orioles 86, Expos 88-90, Cardinals 90-92, Angels 94-96, Phillies 97-98
Huff, Mike	1993	Dodgers 89, Indians 91, White Sox 91-93, Blue Jays 94-96
Hughes, Greg	1979	
Hughes, Keith	1984	Yankees 87/90, Phillies 87, Orioles 88, Reds 93
Hughes, Steve	1978-79	
Huntington, John	1978	
Huntzinger, Brock	2015	
Hurlbutt, Dustin	2017	
Hurst, Jimmy	1996	Tigers 97
Hynes, Colt	2016	Padres 13, Blue Jays 15
Hyzdu, Adam	1999, 2001-03	Pirates 00-03, Red Sox 04/05, Padres 05, Rangers 06
<b>I (6)</b>		
Ibáñez, Andy	2019	
Imes, Rodney	1990-91	
Iribarren, Hernan	2008-09	Brewers 08-09
Ishikawa, Travis	2012	Giants 06/08-10/14-15, Brewers 12, Orioles 13, Yankees 13, Pirates 14-15
Izquierdo, Hansel	2004	Marlins 02
Izturis, Cesar	2012	Blue Jays 01, Dodgers 02-06, Cubs 06-07, Pirates 07, Cardinals 08, Orioles 09-11, Brewers 12, Nationals 12, Reds 13
<b>J (39)</b>		
Jackson, Danny	1990	Royals 83-87, Reds 88-90, Cubs 91-92, Pirates 92, Phillies 93-94, Cardinals 95-97, Padres 97

**ALL-TIME NASHVILLE SOUNDS ROSTER**

Jackson, Edwin	2018	Dodgers 03-05, Rays 06-08, Tigers 09, Diamondbacks 10, White Sox 10-11, Cardinals 11, Nationals 12/17, Cubs 13-15, Braves 15, Marlins 16, Padres 16, Orioles 17 A's 18, Blue Jays 19
Jackson, Jay	2014	Padres 15, Brewers 19
Jackson, Zach	2006-08	Brewers 06/08, Indians 08-09
Jakubauskas, Chris	2013	Mariners 09, Pirates 10, Orioles 11
James, Justin	2011	A's 10
Jaramillo, Jason	2012	Pirates 09-11
Jaramillo, Milko	2006	
Jarvis, Kevin	2004	Reds 94-97, Twins 97, Tigers 97, A's 99, Rockies 00/04, Padres 01-03, Mariners 04, Cardinals 05, Diamondbacks 06, Red Sox 06
Javier, Stan	1984	Yankees 84, A's 86-90/94-95, Dodgers 90-92, Phillies 92, Angels 93, Giants 96-99, Astros 99, Mariners 00-01
Jefferson, Jim	1988	
Jefferson, Reggie	1990-91	Reds 91, Indians 91-93, Mariners 94, Red Sox 95-99
Jefferson, Stanley	1991	Mets 86, Padres 87-88, Yankees 89, Orioles 89-90, Indians 90, Reds 91
Jeffress, Jeremy	2014	Brewers 10/14-18/19, Royals 11-13, Blue Jays 14, Rangers 16-17
Jemison, Greg	1980	
Jensen, Chris	2016-17	
Jeter, Shawn	1993	White Sox 92
Johnson, Barry	1996-97	
Johnson, Ben	2010	
Johnson, Bobby	1984	Rangers 81-83
Johnson, Dane	1994-95	White Sox 94, Blue Jays 96, A's 97
Johnson, David	2009-10	
Johnson, Mark	2006	White Sox 98-02, A's 03, Brewers 04, Cardinals 08
Johnson, Ron	1985	Royals 82-83, Expos 84
Johnston, Mark	1980-81	
Johnston, Mike	2004	Pirates 04-05
Jokisch, Eric	2018	Cubs 14
Jones, Barry	1993	Pirates 86-88, White Sox 88-90/93, Expos 91, Phillies 92, Mets 92
Jones, Calvin	1995	Mariners 91-92
Jones, Chris	1989-91	Reds 91, Astros 92, Rockies 93-94, Mets 95-96, Padres 97, Diamondbacks 98, Giants 98, Brewers 00
Jones, James	2019	Mariners 14-15
Jones, Mike C.	1988	Royals 80-81, 84-85
Jones, Mike D.	2009-10	
Jones, Stacy	1996-97	Orioles 91, White Sox 96
Jones, Tracy	1988	Reds 86-88, Expos 88, Giants 89, Tigers 89-90, Mariners 90-91
Jose, Manny	1991	
Joyce, Matt	2018	Tigers 08, Rays 09-14, Angels 15, Pirates 16, A's 17-18, Braves 19, Marlins 20
Jungmann, Taylor	2014	Brewers 15-17
Jurado, Ariel	2019	Rangers 18-19, Mets 20
<b>K (36)</b>		
Kapers, Scott	2019	
Karchner, Matt	1994-97	White Sox 95-98, Cubs 98-00
Karl, Scott	2001	Brewers 95-99, Rockies 00, Angels 00
Katin, Brendan	2008-11	
Kaufman, Curt	1980-81	Yankees 82-83, Angels 84
Kelly, Bill	1978-79	
Kelly, Bryan	1985-86	Tigers 86-87
Kemp, Hugh	1987-89	
Keough, Matt	1984	A's 77-83, Yankees 83, Cardinals 85, Cubs 86, Astros 86
Kershner, Jason	2006	Padres 02, Blue Jays 02-04
Keyser, Brian	1993-97	White Sox 95-96
Kiekhefer, Dean	2018	Cardinals 16, A's 18
Kiner-Falefa, Isiah	2019	Rangers 18-20
King, Brad	2003	
King, Eric	1986	Tigers 86-88/92, White Sox 89-90, Indians 91
King, Mike	1983-84	

**ALL-TIME NASHVILLE SOUNDS ROSTER**

Kintzler, Brandon	2010-12	Brewers 10-15, Twins 16, Nationals 17-18, Cubs 18-19, Marlins 20
Kline, Chris	2004	
Klingenbeck, Scott	1998	Orioles 94-95, Twins 95-96, Reds 98
Klipstein, Dave	1988	
Kneurer, Frank	1982-83	
Knight, Tim	1982-84	
Knorr, Randy	2000	Blue Jays 91-95, Astros 96-97/99, Marlins 98, Rangers 00, Expos 01
Knott, Jon	2009	Padres 04/06, Orioles 07
Knox, Ryan	2005	
Komminsk, Brad	1993	Braves 83-86, Brewers 87, Indians 89, Giants 90, Orioles 90, A's 91
Konderla, Mike	1987	
Koonce, Graham	2006	A's 03
Koshansky, Joe	2009-10	Rockies 07-08
Kottaras, George	2011	Red Sox 08-09, Brewers 10-12, A's 12, Royals 13, Indians 14, Cardinals 14, Blue Jays 14
Kroenke, Zach	2013	Diamondbacks 10-11
Krynzel, Dave	2005-06	Brewers 04-05
Kuhn, Larry	1980	
Kuntz, Rusty	1985	White Sox 79-83, Twins 83, Tigers 84-85
Kurcz, Aaron	2015-17	
Kuzia, Joe	2019	
<b>L (62)</b>		
Ladendorf, Tyler	2015-16	A's 15-16
Laffey, Aaron	2013	Indians 07-10, Mariners 11, Yankees 11, Blue Jays 12/13, Mets 13
Laga, Mike	1985-86	Tigers 82-86, Cardinals 86-88, Giants 89-90
Lahti, Jeff	1979	Cardinals 82-86
Laker, Tim	1998-00	Expos 92-93/95, Orioles 97, Devil Rays 98, Pirates 98-99, Indians 01/03-04/06
Lalli, Blake	2013	Cubs 12, Brewers 13, Braves 16
LaMarre, Ryan	2017	Reds 15, Red Sox 16, A's 17, Twins 18/19, White Sox 18
Lambo, Andrew	2016-17	Pirates 13-15, A's 16
Landaeta, Luis	2002	
Landrum, Bill	1987	Reds 86-87/93, Cubs 88, Pirates 89-91, Expos 92
Landrum, Tito	1989	Cardinals 80-83/84-87, Orioles 83/88, Dodgers 87
Lane, Brian	1990, '92	
Larkin, Barry	1989	Reds 86-04
Laureano, Ramon	2018	A's 18-20
Lavarney, Ryan	2017	Red Sox 11-14, Orioles 15, Braves 15, A's 17, Pirates 18
Lawrence, Sean	1998	Reds 19, Marlins 20
Layana, Tim	1991	Pirates 98
Lazor, Joe	1990	Reds 90-91, Giants 93
Lazorko, Jack	1986	
Leach, Brent	2013-14	Brewers 84, Mariners 85, Tigers 86, Angels 87-88
Leach, Terry	1993	Dodgers 09
Leal, Werner	2019	Mets 81-89, Royals 89, Twins 90-91, White Sox 92-93
Led Duke, Dan	1980-81	
Lee, Terry	1989-91	Reds 90-91
Lehr, Justin	2005-06	A's 04, Brewers 05-06, Reds 09
Lein, Chris	1982	
Leius, Scott	1997	Twins 90-95, Indians 96, Royals 98-99
Lemoine, Jake	2019	
Leon, Arcenio	2014	
Leon, Arnold	2015	A's 15
Leon, Danny	2000	Rangers 92
Levine, Alan	1994-97	White Sox 96-97, Rangers 98, Angels 99-02
Lewis, Tim	1980-81	
Lincoln, Mike	2001-03	Twins 99-00, Pirates 01-03, Cardinals 04, Reds 08-10
Lindsey, Bill	1983-84	White Sox 87
Lindsey, Doug	1994	Phillies 91/93, White Sox 93
Littleton, Wes	2009	Rangers 06-08
Lockhart, Keith	1989-91	Padres 94/03, Royals 95-96, Braves 97-02
Loe, Kameron	2010	Rangers 04-08, Brewers 10-12, Mariners 13, Cubs 13, Braves 13



## ALL-TIME NASHVILLE SOUNDS ROSTER

Löfgren, Chuck	2010	
Loiselle, Rich	1998, 2000-01	Pirates 96-01
Lombardo, Rick	1978-79	
Lopes, Christian	2019	
Lombardozzi, Chris	1990	
Lombardozzi, Steve	2018	Nationals 2011-13, Orioles 14, Pirates 15, Marlins 17
Long, Joey	1999	Padres 97
Long, Nate	2015	
Looney, Brian	2002	Expos 93-94, Red Sox 95
Lopez, Felipe	2011	Blue Jays 01-02, Reds 03-06, Nationals 06-08, Cardinals 08/10, Diamondbacks 09, Brewers 09/11, Red Sox 10, Rays 11
		Royals 98-99/03, Marlins 00, Astros 01, Pirates 01-02, Royals 04
Lopez, Mendy	2002	
Lopez, Rob	1987-91	
Lorraine, Andrew	1995	Angels 94, White Sox 95, A's 97, Mariners 98, Cubs 99-00, Indians 00, Brewers 02
Lowe, Johnnie	2012-14	
Lowe, Sean	2002	Cardinals 97-98, White Sox 99-01, Pirates 02, Rockies 02, Royals 03
Lowrie, Jed	2016	Red Sox 2009-11, Astros 12/15 A's 13-14/16-17, Mets 19
Lowry, Dwight	1985-86	Tigers 84/86-87, Twins 98
Lucas, Josh	2018	Cardinals 17, A's 18, Orioles 19
Lucroy, Jonathan	2010, '12	Brewers 10-16, Rangers 16-17, Rockies 17, A's 18
		Angels 19, Cubs 19
Luzardo, Jesus	2018	A's 19-20
Lyle, Don	1978	
Lynch, Dave	1992	
Lyons, Barry	1995	Mets 86-90, Dodgers 90-91, Angels 91, White Sox 95
<b>M (127)</b>		
Mabeus, Chris	2006	Brewers 06
MacDonald, Bob	1994	
Machado, Anderson	2011	Phillies 03, Reds 04-05, Rockies 05
Machado, Robert	1995, '97	White Sox 96-98, Expos 99, Mariners 00, Cubs 01-02, Brewers 02, Orioles 03-04
Macias, Jose	2007	Tigers 00-02, Expos 02-03, Cubs 04-05
Mackowiak, Rob	2001, '03	Pirates 01-05, White Sox 06-07, Padres 07, Nationals 08
Madison, Scotti	1985-86, '89	Tigers 85-86, Royals 87-88, Reds 89
Magrane, Joe	1996	Cardinals 87-93, Angels 93-94, White Sox 96
Mahler, Mickey	1985	Braves 77-79, Pirates 80, Angels 81-82, Expos 85, Tigers 85, Rangers 86, Blue Jays 86
Mahler, Rick	1990	Braves 79-88/91, Reds 89-90, Expos 91
Mahomes, Pat	2003-04	Twins 91-96, Red Sox 96-97, Mets 99-00, Rangers 01, Cubs 02, Pirates 03
Maldonado, Martin	2009-12	Brewers 11-16, Angels 17-18, Astros 18/19-20, Royals, Cubs 19
Manaea, Sean	2016-17	A's 16-20
Maness, Seth	2019	Cardinals 13-16, Royals 17
Manfre, Mike	1987	
Mann, Brandon	2016	
Mann, Jim	2003-04	Mets 00, Astros 01-02, Pirates 03
Manning, Henry	1994	
Manzanillo, Josias	2000, '02	Red Sox 91, Brewers 93, Mets 93-95/99, Yankees 95, Mariners 97, Pirates 00-02, Reds 03, Marlins 04
Mariano, Bob	1981	
Marquez, Isidro	1994-95	White Sox 95
Marte, Damaso	2001	Mariners 99, Pirates 01/06-08, White Sox 02-05, Yankees 08-10
Martin, Brett	2019	Rangers 19-20
Martin, Cody	2015	Braves 15, A's 15, Mariners 16-17
Martin, Greg	2004	
Martin, Jarret	2018-19	
Martin, Norberto	1993-94, '96	White Sox 93-97, Angels 98, Blue Jays 99
Martinez, Daniel	2018	
Martinez, Domingo	1994	Blue Jays 92-93
Martinez, Manny	1998	Mariners 96, Phillies 96, Pirates 98, Expos 99
Martini, Nick	2018	A's 18-19, Padres 19

## ALL-TIME NASHVILLE SOUNDS ROSTER

Marzec, Eric	2011, '14	
Mata, Vic	1983	Yankees 84-85
Mateo, Jorge	2018	Padres 20
Mateo, Ruben	2004	Rangers 99-01, Reds 02-03, Pirates 04, Royals 04
Mathews, Del	1998	
Matthes, Kent	2015	
Mattingly, Don	1981	Yankees 82-95
Mattison, Kevin	2014	Marlins 12
Mattson, Rob	2000	
Maxwell, Bruce	2016-18	A's 16-18
May, Lucas	2014	Royals 10
Mayer, Bob	1978-79	
Maysonet, Edwin	2011-12	Astros 08-09, Brewers 12
McBride, Matt	2016-17	Rockies 12, 14-15, A's 16
McClendon, Lloyd	1987-88	Reds 87-88, Cubs 89-90, Pirates 90-94
McClendon, Mike	2010-12	Brewers 10-12
McClung, Seth	2007, '12	Devil Rays 04-06, Brewers 07-09
McConnell, Sam	2000-01	Braves 04
McCurry, Jeff	1998	Pirates 95/98, Tigers 96, Rockies 97, Astros 99
McDade, Neal	2001	
McDaniel, Terry	1992	Mets 91
McDonald, Keith	2004	Cardinals 00-01
McEnaney, Will	1980	Reds 74-76, Expos 77, Pirates 78, Cardinals 79
McGaffigan, Andy	1980	Yankees 81, Giants 82-83, Expos 84-85, Reds 84-85, Tigers 85, Rangers 86, Blue Jays 86
McGee, Willie	1980-81	Cardinals 82-90/96-99, A's 90, Giants 91-94, Red Sox 95
McGriff, Terry	1987-90	Reds 87-90, Astros 90, Marlins 93, Cardinals 94
McIntyre, Aiden	2018	
McKnight, Tony	2002	Astros 00-01, Pirates 01
McLeary, Big Party Marty	2010	Padres 04, Pirates 06-07
McNealy, Derwin	1983	
Meacham, Bobby	1984	Yankees 83-88
Meacham, Rusty	1998	Tigers 91, Royals 92-95, Mariners 96, Astros 00, Devil Rays 01
Meadows, Brian	2002-03	Marlins 98-99, Padres 00, Royals 00-01, Pirates 02-05, Devil Rays 06
Meadows, Daniel	2011-12	
Meares, Pat	1999	Twins 93-98, Pirates 99-01
Melvin, Bob	1985	Tigers 85, Giants 86-88, Orioles 89-91, Royals 92, Red Sox 93, Yankees 94, White Sox 94
Mendez, Yohander	2019	Rangers 16-19
Mendoza, Kevin	2019	
Menees, Gene	1978-79	
Menechino, Frank	1997	A's 99-04, Blue Jays 04-05
Menendez, Tony	1992	Reds 92, Pirates 93, Giants 94
Mengden, Daniel	2016-18	A's 16-20
Mercedes, Melvin	2017-18	
Merchant, Mark	1996	
Merigiano, Frank	1993	
Merklinger, Dan	2010	
Merullo, Matt	1993	White Sox 89/91-93, Indians 94, Twins 95
Meyer, Dan	1985	Tigers 74-76, Mariners 77-81, A's 82-85
Meyers, Mike	2005-06	
Milacki, Bob	1999	Orioles 88-92, Indians 93, Royals 94, Mariners 96
Milburn, Matt	2018	
Miller, Mark	1978-79	
Mills, Brad	2014-15	Blue Jays 09-11/14, Angels 12, A's 14-15
Milner, Eddie	1979, '88	Reds 80-86/88, Giants 87
Milstien, Dave	1994-95	
Mintz, Steve	1998	Giants 95, Angels 99
Minutelli, Gino	1990-92	Reds 90-91, Giants 93
Miranda, Geovany	1994	
Mitchell, Bobby	1985	Dodgers 80-81, Twins 82-83
Mitchell, Charlie	1988-91	Red Sox 84-85
Moeller, Chad	2006	Twins 00, Diamondbacks 01-03, Brewers 04-06, Reds 07, Dodgers 07, Yankees 08/10, Orioles 09
Moll, Sam	2017	A's 17
Molleken, Dustin	2013-14	
Monahan, Shane	2001	Mariners 98

## ALL-TIME NASHVILLE SOUNDS ROSTER

Monda, Greg	1988	
Monge, Sid	1985	Angels 75-77, Indians 77-81, Phillies 82-83, Padres 83-84, Tigers 84
Mongiello, Mike	1993-95	
Montas, Frankie	2017-18	White Sox 15, A's 17-20
Monteleone, Rich	1985	Mariners 87, Angels 88-89/95-96, Yankees 90-93, Giants 94
Montero, Rafael	2019	Mets 14-17, Rangers 19-20
Montgomery, Jeff	1987	Reds 87, Royals 88-99
Montgomery, Ray	1999-2000	Astros 96-98
Moody, Eric	2001	Rangers 97
Moore, Adam	2019	Mariners 09-11, Royals 12-13, Padres 14, Indians 15-16
		Rays 18
		Royals 91
Moore, Robert	1990	
Moorman, Chuck	2019	
Morban, Richard	2018	
Morel, Brent	2015	White Sox 10-13, Pirates 14-15
Moretto, Tony	1978	
Morgan, Mike	1981	A's 78-79, Yankees 82, Blue Jays 83, Mariners 85-87, Orioles 88, Dodgers 89-91, Cubs 92-95/98, Cardinals 95-96, Reds 96-97, Twins 98, Rangers 99, Diamondbacks 00-02
		Pirates 07-09, Nationals 09-10, Brewers 11-12, Indians 14
Morgan, Nyjer	2011	Orioles 02
Moriarty, Mike	2004	White Sox 88-89, Royals 90-91, Marlins 94-97
Morman, Russ	1992	Yankees 88-89, Reds 90-97/99-00, Royals 98, Tigers 00
Morris, Hal	1990, '92	
Morris, Hunter	2013-14	
Morris, Warren	2001, '05	Pirates 98-01, Twins 02, Tigers 03
Mosquera, Julio	2005	Blue Jays 96-97, Brewers 05
Motley, Darryl	1990	Royals 81-86, Braves 86-87
Mottl, Ryan	2004	
Mouton, Lyle	1995	White Sox 95-97, Orioles 98, Brewers 99-00, Marlins 01
Muncy, Max	2015-16	A's 15-16, Dodgers 18-20
Munoz, Jose	1996	White Sox 96
Munoz, Yairo	2017	Cardinals 18-19, Red Sox 20
Munson, Eric	2008	Tigers 00-04, Devil Rays 05, Astros 06-07
Murphy, Sean	2018	A's 19-20
Murray, A.J.	2010	Rangers 07-08
<b>N (27)</b>		
Naile, James	2016, '18	
Narron, Sam	2008-11	Rangers 04
Narveson, Chris	2008-09, '13	Cardinals 06, Brewers 09-13
Navas, Carlos	2016	
Neal, Zach	2015-17	A's 17
Nelson, Brad	2005-08	Brewers 08-09
Nelson, Bryant	2001	Red Sox 02
Nelson, Doug	1978	
Nelson, Jerome	1990	
Nelson, Jimmy	2013-14	Brewers 13-17/19
Neuse, Sheldon	2018	A's 19
Newson, Warren	1993	White Sox 91-95, Mariners 95, Rangers 96-98
Nielsen, Scott	1984	Yankees 86/88-89, White Sox 87
Nieves, Wil	2011	Padres 02, Yankees 05-07, Nationals 08-10, Brewers 11
Nix, Laynce	2006-08	Rangers 03-06, Brewers 06-08, Reds 09-10, Nationals 11, Phillies 12-13
Nixon, Otis	1981-82	Yankees 83, Indians 94-97, Expos 88-90, Braves 91-93/99, Red Sox 94, Rangers 95, Blue Jays 96-97, Twins 98
Noce, Paul	1990	Cubs 87, Reds 90
Nokes, Matt	1986	Giants 85, Tigers 86-90, Yankees 90-94, Orioles 95, Rockies 95
Nolin, Sean	2015	Blue Jays 13-14, A's 15
Noriega, Rey	1995	
Norton, Greg	1996-97	White Sox 96-00, Rockies 01-03, Tigers 04, Devil Rays 06-07, Mariners 08, Braves 08-09
Novoa, Rafael	1995	Giants 90, Brewers 93

**ALL-TIME NASHVILLE SOUNDS ROSTER**

Nowak, Chris	2011	
Nunez, Abraham	1998-00, 02, 08	Pirates 97-04, Cardinals 05, Phillies 06-07, Mets 08
Nunez, Franklin	2007	Devil Rays 04-05
Nuñez, Renato	2016-18	A's 16-17, Rangers 18, Orioles 18-20
Nyman, Chris	1986	White Sox 82-83
<b>O (28)</b>		
Obermueller, Wes	2005	Royals 02, Brewers 03-05, Marlins 07
O'Connor, Brian	2000-02	Pirates 00
Odor, Rougned	2019	Rangers 14-20
Oeltjen, Trent	2010	Diamondbacks 09, Dodgers 10-11
Oester, Ron	1988	Reds 78-90
O'Flaherty, Eric	2015	Mariners 06-08, Braves 09-13/16-17, A's 14-15, Mets 15
O'Keeffe, Rick	1978-79	
Oliver, Joe	1988-89	Reds 89-94/96-97, Brewers 95, Tigers 98, Mariners 98/00, Pirates 99, Yankees 01, Red Sox 01
Oliverio, Steve	1988	
Olmedo, Ray	2010	Reds 03-06, Blue Jays 07, White Sox 12
Olmsted, Michael	2013	
Olsen, Steve	1994-95	
Olson, Matt	2016-17	A's 16-20
Olszta, Eddie	2004	
Olwine, Ed	1983	Braves 86-88
O'Malley, Tom	1985	Giants 82-84, White Sox 84, Orioles 85-86, Rangers 87, Expos 88, Mets 89-90
O'Neal, Randy	1985-86	Tigers 84-86, Braves 87, Cardinals 87-88, Phillies 89
O'Neill, Paul	1987, '89	Reds 85-92, Yankees 93-01
Ordonez, Magglio	1997	White Sox 97-04, Tigers 05-11
Orie, Kevin	2005	Cubs 97-98/02, Marlins 98-99
Orr, Pete	2014	Braves 05-07, Nationals 08-09, Phillies 11-13
Ortiz, Javier	1994-95	Astros 90-91
Ortiz, Junior	1995	Pirates 82-83/85-89, Mets 83-84, Twins 90-91, Indians 92-93, Rangers 94
Osik, Keith	1999	Pirates 96-02, Brewers 03, Orioles 04, Nationals 05
Osteen, Gavin	2000	
Otero, Dan	2015	Giants 12, A's 13-15, Indians 16-19
Overton, Dillon	2016	A's 16, Mariners 17, Padres 17
Oxspring, Chris	2007	Padres 05
<b>P (71)</b>		
Pacella, John	1985-86	Mets 77/79-80, Yankees 82, Twins 82, Orioles 84, Tigers 86
Pacillo, Pat	1987-88	Reds 87-88
Paciorek, Joey	2013	
Pagan, Emilio	2018	Mariners 18, A's 18, Rays 19
Pagliarulo, Mike	1983	Yankees 84-89, Padres 89-90, Twins 91-93, Orioles 93, Rangers 95
Pagnozzi, Matt	2014	Cardinals 09-10, Rockies 11, Pirates 11, Astros 13, Brewers 14
Pall, Donn	1995	White Sox 88-93, Phillies 93, Yankees 94, Cubs 94, Marlins 96-98
Palumbo, Joe	2019	Rangers 19-20
Parejo, Freddy	2009	
Parker, Jarrod	2015	Diamondbacks 11, A's 12-13
Parker, Stephen	2013	
Parmelee, Chris	2017	Twins 11-14, Orioles 15, Yankees 16
Paronto, Chad	2005	Orioles 01, Indians 02-03, Braves 06-07, Astros 08-09
Parque, Jim	1997	White Sox 98-02, Devil Rays 03
Parra, Jose	2000	Dodgers 95, Twins 96, Pirates 00, Diamondbacks 02, Mets 04
Parra, Manny	2007, '09, '11	Brewers 07-10/12, Reds 13-14
Parrino, Andy	2015	Padres 11-12, A's 13-15
Pasqua, Dan	1984	Yankees 85-87, White Sox 88-94
Pastore, Frank	1978	Reds 79-85, Twins 86
Paterson, Joe	2015	Diamondbacks 11-14
Patterson, Corey	2009, '12	Cubs 00-05, Orioles 06-07/10, Reds 08, Nationals 09, Brewers 09, Blue Jays 11, Cardinals 11
Patterson, Jarrod	2000	Tigers 01, Royals 03

## ALL-TIME NASHVILLE SOUNDS ROSTER

Patterson, Scott	1983-84	
Patzke, Jeff	1998-99	
Pavlas, Dave	2000-01	Cubs 90-91, Yankees 95-96
Payano, Pedro	2019	Rangers 19
Pearson, Eddie	1997	
Pearson, Kevin	1989-91	
Pelham, CD	2019	Rangers 18
Pena, Ariel	2014	
Pena, Luis	2008	
Pena, Richelson	2019	
Peralta, Willy	2011-12	Brewers 12-17, Royals 18-19
Perez, Juan	2012	Pirates 06-07, Phillies 11, Brewers 12
Perry, Chan	2003	Indians 00, Royals 02
Peters, Chris	1999-00	Pirates 96-00, Expos 01
Peters, Tanner	2015	
Petersen, Chris	2001	Rockies 99
Peterson, Charles	1998	
Peterson, Erik	1981-84	
Petricka, Jake	2019	White Sox 13-17, Blue Jays 18, Brewers 19
Pettaway, Ike	1983	
Pettyjohn, Adam	2007	Tigers 01, Reds 08
Phegley, Josh	2016-18	White Sox 13-14 A's 15-19, Cubs 20
Phelps, Tommy	2005	Marlins 03-04, Brewers 05
Phillips, Jason	1998-2000	Pirates 99, Indians 02-03
Phillips, Paul	2012	Royals 04-07, White Sox 08, Rockies 09-10
Pickford, Kevin	1998	Padres 02
Pill, Tyler	2019	Mets 17
Pinder, Chad	2016-17	A's 16-20
Pittaro, Chris	1985	Tigers 85, Twins 86-87
Pittman, Joe	1985	Astros 81-82, Padres 82, Giants 84
Polcovich, Kevin	1999	Pirates 97-98
Poldberg, Brian	1981-82	
Polidor, Wil	1997	
Pose, Scott	1991	Marlins 93, Yankees 97
Post, David	2002	
Powell, Boog	2017-18	Mariners 17, A's 17-18
Powell, Dennis	1994	Dodgers 85-86, Mariners 87-90/92-93, Brewers 90
Powell, Ross	1990-92	Reds 93, Astros 94-95, Pirates 95
Pratt, Andy	2005	Braves 02, Cubs 04
Pratt, Rich	1997	
Pride, Curtis	2002	Expos 93/95/01, Tigers 96-97, Red Sox 97/00, Braves 98, Yankees 03, Angels 04-06
Pridie, Jason	2015	Twins 08-09, Mets 11, Phillies 12, Orioles 13, Rockies 14
Prieto, Ariel	2003	A's 15
Prince, Josh	2013	A's 95-98/00, Devil Rays 01
Pritchett, Chris	2002	Brewers 13
Profar, Juremi	2019	Angels 96/98-99, Phillies 00
Pryor, Buddy	1987-88	
Pugh, Tim	1991-92	Reds 92-96, Royals 96, Tigers 97
Pyka, Garry	1978	

### Q (2)

Quinones, Luis	1988-89	A's 83, Giants 86, Cubs 87, Reds 89-91, Twins 92
Quintero, Humberto	2012	Padres 03-04, Astros 05-11, Royals 12, Phillies 13, Mariners 13-14

### R (77)

Raburn, Johnny	2009-10	
Radmanovich, Ryan	2001-02	Mariners 98
Rafice, Bob	1983	
Raines, Tim	1993	Expos 79-90/01, White Sox 91-95, Yankees 96-98, A's 99, Orioles 01, Marlins 02
Ramirez, Aramis	1998-2000	Pirates 98-03/15, Cubs 03-11, Brewers 12-15
Ramirez, Carlos	2018	Blue Jays 17-18, A's 18
Ramirez, Erasmo	2008	Rangers 03-05, A's 07, Marlins 07
Ramsey, Fernando	1995-96	Cubs 92
Rasmussen, Jim	1983-85	

## ALL-TIME NASHVILLE SOUNDS ROSTER

Rath, Fred	2000	Rockies 98
Ravelo, Rangel	2015-16	Cardinals 19-20
Ray, Kenny	2007	Royals 99, Braves 06
Reboullet, Jeff	2003	Twins 92-96, Orioles 97-99, Royals 00, Dodgers 01-02, Pirates 03
Reddick, Josh	2016	Red Sox 09-11, A's 12-16, Dodgers 16, Astros 17-20
Reddish, Mike	1983	
Redman, Tike	2000-03, '09	Pirates 00-01/03-05, Orioles 07
Redus, Gary	1979	Reds 82-85, Phillies 86, White Sox 87-88, Pirates 88-92, Rangers 93-94
Reed, Jeff	1992	Twins 84-86, Expos 87-88, Reds 88-92, Giants 93-95, Rockies 96-99, Cubs 99-00
Reed, Jeremy	2011	Mariners 04-08, Mets 09, Blue Jays 10, Brewers 11
Reid, Justin	2003-04	
Reuss, Jerry	1987	Cardinals 69-71, Astros 72-73, Pirates 74-78/90, Dodgers 79-87, Reds 87, Angels 87, White Sox 88-89, Brewers 89
Reyes, Al	2002	Brewers 95-99, Orioles 00, Dodgers 00-01, Pirates 02, Yankees 03, Cardinals 04-05, Devil Rays 07-08
Reyes, Jose	1998	
Reynolds, Jeff	1982, '89	
Ricci, Frank	1981-82	
Richardson, Jeff	1989	Reds 89, Pirates 91, Red Sox 93
Rickles, Nick	2015	
Righetti, Dave	1995	Yankees 79-90, Giants 91-93, A's 94, Blue Jays 94, White Sox 95
Rijo, Jose	1983, '90	Yankees 84, A's 85-87, Reds 88-95/01-02
Rincon, Ricardo	1998	Pirates 97-98, Indians 99-02, A's 02-05, Cardinals 06
Rios, Armando	2002	Giants 98-01, Pirates 01-02, White Sox 03
Riske, David	2008, '10	Indians 99/01-05, Red Sox 06, White Sox 06, Royals 07, Brewers 08-10
Risley, Bill	1991	Expos 92-93, Mariners 94-95, Blue Jays 96-98
Ritchie, Todd	1999	Twins 97-98, Pirates 99-01, White Sox 02, Brewers 03
Rivas, Amaury	2011-12	
Rivera, Carlos	2003-04	Pirates 03-04
Rivera, German	1986	Dodgers 83-84, Astros 85
Rivera, Mike	2005-07, '09, '11	Tigers 01-02, Padres 03, Brewers 06-09/11, Marlins 10
Rizzo, Todd	1997	White Sox 98-99
Roach, Donn	2016	Padres 14, Cubs 15, Mariners 16
Robbins, Wes	1981	
Roberts, Leon	1985-86	Royals 84
Roberts, Ryan	2015	Blue Jays 06-07, Rangers 08, Diamondbacks 09-12, Rays 12-13, Red Sox 14
Roberts, Willis	2004	Tigers 99, Orioles 01-03, Pirates 04
Robertson, Andre	1980	Mets 84-85
Robertson, Mike	1994-96, '99	White Sox 96, Phillies 97, Diamondbacks 98
Robertson, Rich	1999	Pirates 93-94, Twins 95-97, Angels 98
Robinson, Brian	1987	
Robinson, Jeff M.	1986	Tigers 87-90, Orioles 91, Rangers 92, Pirates 92
Robinson, Ron	1988-89	Reds 84-90, Brewers 90-92
Robledo, Nilson	1996	
Rodriguez, Edwin	1982	Yankees 82, Padres 83/85
Rodriguez, Fernando	2015	Angels 09, Astros 11-12, A's 14-15
Rodriguez, Francisco	2013	Angels 02-08, Mets 09-11, Brewers 11-13/14, Orioles 13, Tigers 16-17
Rodriguez, Josh	2016	Pirates 11
Rodriguez, Rosario	1990	Reds 89-90, Pirates 91
Roenicke, Ron	1988	Dodgers 81-83, Mariners 83, Padres 84, Giants 85, Phillies 86-87, Reds 88
Roesler, Mike	1988-89	Reds 89, Pirates 90
Rogers, Jason	2014	Brewers 14-15, Pirates 16
Rogers, Mark	2010-12	Brewers 10/12
Rollin, Franklin	2019	
Romero, Armando	2002	Padres 97-98, Red Sox 98, Rockies 03
Romero, Niuman	2015	Indians 09, Red Sox 10
Roof, Gene	1986	Cardinals 81-83, Expos 83
Roomes, Rolando	1989	Cubs 88, Reds 89-90, Expos 90
Rosado, Luis	1985	



## ALL-TIME NASHVILLE SOUNDS ROSTER

Rose Jr., Pete	1998	Reds 97
Rosengren, John	2000	
Rothschild, Larry	1978	Tigers 81-82
Rottino, Vinny	2005-08	Brewers 06-08, Marlins 11, Mets 12, Indians 12
Ruffcorn, Scott	1993-96	White Sox 93-96, Phillies 97
Ruffin, Johnny	1993	Reds 93-96, Diamondbacks 00, Marlins 01
Ruiz, Norge	2018	
Ryan, Jason	2001	Twins 99-00
Ryan, Ken	1999	Red Sox 92-95, Phillies 96-99
Ryan, Matt	1998-99	
Ryder, Brian	1980	
<b>S (123)</b>		
Sabo, Chris	1987, '89, '92	Reds 88-93/96, Orioles 94, White Sox 95, Cardinals 95
Saenz, Olmedo	1994-96	White Sox 94, A's 00-02, Dodgers 04-07
Saito, Takashi	2011	Dodgers 06-08, Red Sox 09, Braves 10, Brewers 11, Diamondbacks 12
Sak, Jim	2000	
Salas, Marino	2007	Pirates 08
Salas, Mark	1982	Cardinals 84, Twins 85-87, Yankees 87, White Sox 88, Indians 89, Tigers 90-91
Salome, Angel	2009-10	Brewers 08
Sanchez, Alex	1985	Blue Jays 89
Sanchez, Duaner	2002-03	Diamondbacks 02, Pirates 02-03, Dodgers 04-05, Mets 06/08, Padres 09
Sanchez, Freddy	2003-04	Red Sox 03, Pirates 04-09, Giants 09-11
Sanchez, Jake	2015, '17-18	
Sanchez, Jesus	2012-13	
Sanchez, Juan	2011-12	
Sanders, Tracy	2000	
Sandoval, Juan	2009	
Sanford, Chance	1998	Pirates 98
Sanford, Mo	1991-92	Reds 91, Rockies 93, Twins 95
Santana, Danny	2019	Twins 14-17, Braves 17-18, Rangers 19-20
Santana, Julio	2005	Rangers 97-98, Devil Rays 98-99, Expos 00, Tigers 02, Brewers 05, Phillies 06
Santana, Rafael	1980	Cardinals 83, Mets 84-88, Indians 90
Santo Domingo, Rafael	1978-79	Reds 79
Santos, Eduard	2016	
Sarfate, Dennis	2005-07	Brewers 06, Astros 07, Orioles 08-09
Sauerbeck, Scott	2000	Pirates 99-03, Red Sox 03, Indians 05-06, A's 06
Sauveur, Rich	1996, '98-99	Pirates 86, Expos 88, Mets 91, Royals 92, White Sox 96, A's 00
Sawyer, Dalton	2017	
Scarborough, Steve	2005	
Schafer, Logan	2011-12, '14	Brewers 11-15, Twins 16
Schall, Gene	1997	Phillies 95-96
Scherrer, Bill	1986-87	Reds 82-84, Tigers 84-86, Reds 87, Orioles 88, Phillies 88
Schmidt, Jason	2001	Braves 95-96, Pirates 96-01, Giants 01-06, Dodgers 07/09
Schmitz, Danny	1980, '82	
Schrenk, Steve	1993-94, '96	Phillies 99-00
Schulz, Jeff	1992	
Schuster, Patrick	2016-17	A's 16, Phillies 16
Scott, Dickie	1984	
Scott, Donnie	1990-91	Rangers 83-84, Mariners 85, Reds 91
Scott, Kelly	1982-83	
Scott, Tim	1999	Padres 91-93/97, Expos 93-96, Giants 96, Angels 97
Scudder, Scott	1989-90	Reds 89-91, Indians 92-93
Sebra, Bob	1989-90	Rangers 85, Expos 86-87, Phillies 88-89, Reds 89, Brewers 90
Secrist, Reed	1999, 2001-02	
Seddon, Joel	2017	
Segovia, Zack	2011	Phillies 07, Nationals 09
Segura, Jose	1992	White Sox 88-89, Giants 91
Seidel, R.J.	2013	
Sellers, Jeff	1989	Red Sox 85-88

**ALL-TIME NASHVILLE SOUNDS ROSTER**

Semien, Marcus	2017	White Sox 13-14, A's 15-20
Serafini, Dan	2000	Twins 96-98, Cubs 99, Padres 00, Pirates 00, Reds 03, Rockies 07
Serum, Gary	1982	Twins 77-79
Service, Scott	1992, 2002	Phillies 88, Expos 92, Rockies 93, Reds 93-94/96-97, Giants 95, Royals 97-99, A's 00, Diamondbacks 03/04, Blue Jays 03
Shaffar, Ben	2002-03	
Shannon, Kevin	1981	
Sheets, Ben	2006	Brewers 01-08, A's 10, Braves 12
Sheldon, Scott	2004	A's 97, Rangers 98-01
Sheridan, Pat	1986	Royals 81-85, Tigers 86-89, Giants 89, Yankees 91
Shiell, Jason	2008	Padres 02, Red Sox 03, Braves 06
Shifflett, Mark	1983-84	
Shirley, Steve	1985	Dodgers 82
Showalter, Buck	1980-83	
Shumpert, Terry	2004	Royals 90-94, Red Sox 95, Cubs 96, Padres 97, Rockies 98-02, Devil Rays 03
Sierra, Candy	1988	Padres 88, Reds 88
Silva, Jose	1998-99	Pirates 97-01, Reds 02
Silva, Mark	1983-84	
Simas, Bill	1995	White Sox 95-00
Simmons, Nelson	1985-86	Tigers 84-85, Orioles 87
Simon, Randall	2003-04	Braves 97-99, Tigers 01-02, Pirates 03/04, Cubs 03, Devil Rays 04, Phillies 06
Simpson, Allan	2006	Rockies 04-05, Reds 05, Brewers 06
Sirotko, Mike	1995-97	White Sox 95-00
Skrehot, Shaun	2001, '04	
Skrmetta, Matt	2000	Expos 00, Pirates 00, Reds 01, Royals 02
Slagle, Roger	1980-82	Yankees 79
Small, Jeff	1992	
Smith, Brian	2001-02	Pirates 00
Smith, Chad	2015	Tigers 14, A's 15
Smith, Chris	2009-10, '16-17	Red Sox 08, Brewers 09-10, A's 16-17
Smith, Chuck	1996-97	Marlins 00-01
Smith, Garry	1980, '82	
Smith, Josh	2017	Reds 15-16, A's 17, Red Sox 19
Smith, Keith	1982-84	Rangers 77, Cardinals 79-80
Smith, Ken	1981-82	
Smith, Mark C.	1985	A's 83
Smith, Mark E.	1998	Orioles 94-96, Pirates 97-98, Marlins 00, Expos 01, Brewers 03
Smolinski, Jake	2015-18	Rangers 14-15, A's 15-18
Snell, Nate	1988	Orioles 84-86, Tigers 87
Snider, Van	1988-89	Reds 88-89
Snopek, Chris	1995-97	White Sox 95-98, Red Sox 98
Snusz, Chris	2003-04	
Sohns, Tommy	1978-79	
Solak, Nick	2019	Rangers 19-20
Sollmann, Steve	2008	
Sorensen, Zach	2006	Indians 03, Angels 05
Soto, Mario	1987	Reds 77-88
Sparks, Jeff	1999	Devil Rays 99-00
Sparks, Steve	2001	Pirates 00
Sportman, JP	2018	
Springer, Gary	1986	
Springs, Jeffrey	2019	Rangers 18-19
Spurling, Chris	2007	Tigers 03/05-06, Brewers 06-07
Stairs, Matt	2003	Expos 92-93, Red Sox 95, A's 96-00, Cubs 01, Brewers 02, Pirates 03, Royals 04-06, Rangers 06, Tigers 06, Blue Jays 07-08, Phillies 08-09, Padres 10, Nationals 11
Statia, Hainley	2012-14	
Staton, T.J.	1998	
St. Claire, Randy	1988	Expos 84-88, Reds 88, Twins 89, Braves 91-92, Blue Jays 94
Stein, Blake	2004	A's 98-99, Royals 99-02
Stern, Adam	2009-10	Red Sox 05-06, Orioles 07, Brewers 10

## ALL-TIME NASHVILLE SOUNDS ROSTER

Stetter, Mitch	2005-08, '10-12	Brewers 07-11
Stewart, Cory	2004	
Stieb, Dave	1993	Blue Jays 78-92, White Sox 93
St. John, Locke	2019	Rangers 19
Stocker, Mel	2008	Brewers 07
Stoddard, Bob	1985	Mariners 81-84, Tigers 85, Padres 86, Royals 87
Stone, Jeff	1992	Phillies 83-87, Orioles 88, Rangers 89, Red Sox 89-90
Strange, Doug	1999	Tigers 89, Cubs 91-92, Rangers 93-94, Mariners 95-96, Expos 97, Pirates 98
Stull, Cody	2016	
Sturdevant, Tyler	2017	Rays 16
Suppan, Jeff	2009	Red Sox 95-97/03, Diamondbacks 98, Royals 98-02, Pirates 03, Cardinals 04-06/10, Brewers 07-10, Padres 12
Surkamp, Eric	2016	Giants 11/13, White Sox 14, Dodgers 15, A's 16
Sutko, Glenn	1991	Reds 90-91
Sveum, Dale	1999	Brewers 86-91, Phillies 92, White Sox 92, A's 93, Mariners 94, Pirates 96-97/99, Yankees 98
Sweet, Jonathan	1998	
Swindle, R.J.	2009	Phillies 08, Brewers 09
Sykes, Bob	1982	Tigers 77-78, Cardinals 79-81
Szymczak, Dave	1983	
<b>T (43)</b>		
Tabaka, Jeff	1998	Pirates 94/99, Padres 94-95, Astros 95-96, Reds 97, Cardinals 01
Tabler, Pat	1980	Cubs 81-82, Indians 83-88, Royals 88-90, Mets 90,
Tanner, Eddie	1987-90	
Taylor, Beau	2017-18	A's 18-19, Blue Jays 19, Indians 20
Taylor, Billy	2001	A's 94/96-99, Mets 99, Devil Rays 00, Pirates 01
Taylor, Dwight	1992	Royals 86
Taylor, Jeff	1980-81	
Taylor, Steve	1980-81	
Tedder, Scott	1993	
Teegarden, Rob	1981, '83	
Tepesch, Nick	2016	Rangers 13-14, Dodgers 16, Twins 17, Blue Jays 17
Terry, Scott	1987	Reds 86, Cardinals 87-91
Tewksbury, Bob	1983-84	Yankees 86-87, Cubs 87-88, Cardinals 89-94, Rangers 95, Padres 96, Twins 97
Thatcher, Joe	2007	Padres 07-13, Diamondbacks 13-14, Angels 14, Astros 15
Thigpen, Bobby	1996	White Sox 86-93, Phillies 93, Mariners 94
Thobe, Steve	1998	
Thomas, Charles	2007	Braves 04, A's 05
Thomas, Larry	1993, '97	White Sox 95-97
Thompson, Justin	2006	Tigers 96-99, Rangers 05
Thompson, Rich	2003-04	Royals 04, Rays 12
Thompson, Taylor	2015	White Sox 14
Thornburg, Tyler	2012-13	Brewers 12-16, Red Sox 18-19, Reds 20
Thurman, Corey	2006	Blue Jays 02-03
Thurman, Gary	1994	Royals 87-92, Tigers 93, Mariners 95, Mets 97
Tingley, Ron	1994	Padres 82, Indians 88, Angels 89-93, Marlins 94, White Sox 94, Tigers 95
Toca, Jorge	2003	Mets 99-01
Tocci, Carlos	2019	Rangers 18
Tolar, Kevin	1998, 2002	Tigers 00-01, Red Sox 03
Tolman, Tim	1986	Astros 81-85, Tigers 86-87
Tomaselli, Chuck	1984	
Torres, Melqui	2008	
Torres, Salomon	2002-03	Giants 93-95, Mariners 95-96, Expos 97, Pirates 02-07, Brewers 08
Town, Randy	1979	
Trafton, Todd	1991-92	
Treadway, Jeff	1987	Reds 87-88, Braves 89-92, Indians 93, Dodgers 94-95, Expos 95
Tremie, Chris	1995-96, '99	White Sox 95, Rangers 98, Pirates 99
Trevino, Jose	2019	Rangers 18-20
Triggs, Andrew	2016	A's 16-18, Giants 20, Red Sox 20
Trivino, Lou	2017-18	A's 18-20

Truby, Chris	2004	Astros 00-01, Expos 02, Tigers 02, Devil Rays 03, Royals 05
Turek, Joe	1991	
Turnbow, Derrick	2008	Angels 00/03-04, Brewers 05-08
Tyner, Jason	2009	Mets 00, Devil Rays 00-03, Twins 05-07, Indians 08
<b>U (1)</b>		
Ungs, Nic	2008	
<b>V (28)</b>		
Valdez, Cesar	2017	Diamondbacks 10, A's 17, Blue Jays 17
Valdez, Mario	1997	White Sox 97, A's 00-01
Valdez, Phillips	2019	Rangers 19
Valrie, Kerry	1995-96	
Van Benschoten, John	2004	Pirates 04/07-08
Van Gorder, Dave	1978-79	Reds 82,84-86, Orioles 87
Van Poppel, Todd	1999	A's 91/93-96, Tigers 96, Rangers 98/02-03, Pirates 98, Cubs 00-01, Reds 03-04
Vargas, Claudio	2012	Expos 03-04, Nationals 05, Diamondbacks 05-06, Brewers 07/09-10, Mets 08, Dodgers 09
Vargas, Hedi	1988	Pirates 82/84
Vasquez, Esmerling	2019	Diamondbacks 09-11, Twins 12
Vasquez, Luis	1989-91	
Velez, Eugenio	2013-14	Giants 07-10, Dodgers 11
Veliz, Victor	2015	
Venable, Max	1987	Giants 79-83, Expos 84, Reds 85-87, Angels 89-91
Venditte, Pat	2015	A's 15, Blue Jays 16, Mariners 16, Dodgers 18, Giants 19
Ventura, Robin	1997	White Sox 89-98, Mets 99-01, Yankees 02-03, Dodgers 03-04
Verdugo, Ryan	2015	Royals 12
Vertigan, Brett	2018	
Viciedo, Dayan	2015	White Sox 10-14
Viera, Husuan	2019	
Vierra, Joey	1990-92, '94-95	
Villaman, Rafael	1981-82	
Villano, Mike	2000	
Villanueva, Carlos	2006-07, '10	Brewers 06-10, Blue Jays 11-12, Cubs 13-14
Villarreal, Luis	2007	
Vinas, Julio	1996-97	
Vogelsong, Ryan	2001, '03	Giants 00-01/11-15, Pirates 01/03-06/16
Voigt, Paul	1985	
<b>W (66)</b>		
Wahl, Bobby	2016-18	A's 17, Mets 18, Brewers 20
Walker, Bernie	1987, '89, '91	
Walker, Duane	1978-79	Reds 82-85, Rangers 85, Cardinals 88
Wallace, Jeff	1999-2000	Pirates 97/99-00, Devil Rays 01
Walsh, Colin	2016	Brewers 16
Walter, Corey	2017	
Ward, Daryle	2004	Astros 98-02, Dodgers 03, Pirates 04-05, Nationals 06, Braves 06, Cubs 07-08
Ward, Nick	2018	
Ward, Turner	1999	Indians 90-91, Blue Jays 91-93, Brewers 94-96, Pirates 97-99, Diamondbacks 99-00, Phillies 01
Wasdin, John	2003	A's 95-96, Red Sox 97-00, Rockies 00-01, Orioles 01, Blue Jays 03, Rangers 04-06, Pirates 07
Waters, Chris	2010	Orioles 08-09
Weaver, Jeff	2008	Tigers 99-02, Yankees 02-03, Dodgers 04-06/09-10, Cardinals 06, Mariners 07
Webb, Travis	2013	
Weeks, Rickie	2005, '07	Brewers 03/05-14, Mariners 15, Diamondbacks 16, Rays 17
Wehner, John	1999-2000	Pirates 91-96/99-01, Marlins 97-98
Weibl, Clint	2005	
Weicker, George	1978	
Weisenburger, Adam	2014	
Wendelken, J.B.	2016, '18	A's 16/18-20

## ALL-TIME NASHVILLE SOUNDS ROSTER

Wendle, Joey	2015-17	A's 16-17, Rays 18-20
Wengert, Don	2001	A's 95-97, Padres 98, Cubs 98, Royals 99, Braves 00, Pirates 01
Werly, Jamie	1980-81, '83	
Werner, Don	1985	Reds 75-80, Rangers 81-82
Werth, Dennis	1981	Yankees 79-81, Royals 82
Wever, Stefan	1981-82	Yankees 82
Wex, Gary	1984	
Wheeler, Zelous	2011	Yankees 14
Whelan, Kevin	2015	Yankees 11, Tigers 14
White, Eli	2019	Rangers 20
Whitmore, Darrell	1998	Marlins 93-95
Wiegandt, Scott	1998	
Wilborn, Ted	1980-81, '85	Blue Jays 79, Yankees 80
Wilkins, Marc	1998-2001	Pirates 96-01
Willett, Joel	1979	
Williams, Adrian	2012	
Williams, Dave	2001, '03-04	Pirates 01-02/04-05, Reds 06, Mets 06-07
Williams, Frank	1988	Giants 84-86, Reds 87-88, Tigers 89
Williams, Jeff	1984	
Williams, Mike	1998	Phillies 92-96/03, Royals 97, Pirates 98-03, Astros 01
Willis, Carl	1987	Tigers 84, Reds 84-86, White Sox 88, Twins 91-95
Wilson, Brandon	1994-95	
Wilson, Craig A.	2000-01	Pirates 01-06, Yankees 06, Braves 07
Wilson, Craig F.	1996-97	White Sox 98-00
Wilson, Dan	1992	Reds 92-93, Mariners 94-05
Wilson, Enrique	2000	Indians 97-00, Pirates 00-01, Yankees 01-04, Cubs 05
Wilson, Gary	1998	Pirates 95
Wilson, Happy Jack	2001	Pirates 01-09, Mariners 09-11, Braves 11-12
Wilson, Kenny	2017	
Wilson, Steve	1995	Rangers 88, Cubs 89-91, Dodgers 91-93
Wimberly, Larry	2001	
Wimmer, Chris	1998	
Winkelsas, Joe	2006	Braves 99, Brewers 06
Winters, Matt	1982	Royals 89
Wisdom, Patrick	2019	Cardinals 18, Rangers 19, Cubs 20
Wohlford, Jim	1987	Royals 72-76, Brewers 77-79, Giants 80-82, Expos 83-86
Wolak, Jerry	1994-95	
Wood, Jason	2000-01	A's 98, Tigers 98-99, Marlins 06-08
Woods, Brian	1997	
Woodward, Chris	2008	Blue Jays 99-04/11, Mets 05-06, Braves 07, Mariners 09-10, Red Sox 09
Woodworth, Dave	1984	
Wooten, Rob	2012-14	Brewers 13-15
Worden, Bill	1984	
Worrell, Steve	1996	
Wright, Chase	2009-11	Yankees 07
Wright, Ron	1998	Mariners 02
Wrona, Rick	1992-93, '97	Cubs 88-90, Reds 92, White Sox 93, Brewers 94
<b>Z (9)</b>		
Zambrano, Jesus	2015	
Zappelli, Mark	1996	
Zarraga, Shawn	2014	
Zito, Barry	2015	A's 00-06/15, Giants 07-13
Zobrist, Ben	2015	Devil Rays 06-07, Rays 08-14, A's 15, Royals 15, Cubs 16-19
Zosky, Eddie	2000	Blue Jays 91-92, Marlins 95, Brewers 99, Astros 00
Zumwalt, Alec	2005-07	
Zuniga, Tony	2005	
Zupcic, Bob	1994-95	Red Sox 91-94, White Sox 94

**NASHVILLE VOLTS YEAR-BY-YEAR RESULTS**

YEAR	W-L	PCT	PLACE	MANAGER	ATTENDANCE
1901	78-45	.634	1	Newt Fisher	n/a
1902	80-40	.667	1	Newt Fisher	n/a
1903	60-54	.526	5	Newt Fisher	n/a
1904	72-67	.518	5	Newt Fisher	n/a
1905	47-88	.348	7	Newt Fisher/Mike Finn	n/a
1906	47-90	.343	7	Mike Finn	n/a
1907	59-78	.431	8	Johnny Dobbs	n/a
1908	75-56	.573	1	Bill Bernhard	n/a
1909	82-55	.595	2	Bill Bernhard	n/a
1910	64-76	.457	5	Bill Bernhard	n/a
1911	69-64	.519	4	Bill Schwartz	n/a
1912	67-70	.489	4	Bill Schwartz	n/a
1913	62-76	.444	7	Bill Schwartz	n/a
1914	77-72	.517	5	Bill Schwartz	n/a
1915	75-78	.490	4	Bill Schwartz	103,399
1916	84-54	.609	1	Roy Ellam	111,418
1917	77-73	.513	5	Roy Ellam	79,018
1918	30-40	.429	7	Roy Ellam	24,119
1919	55-83	.399	8	Roy Ellam	79,014
1920	65-89	.422	7	Roy Ellam	102,529
1921	62-90	.409	6	Hub Purdue	97,057
1922	56-96	.368	7	Larry Doyle	87,893
1923	75-77	.493	6	Jimmy Hamilton	160,302
1924	78-75	.510	4	Jimmy Hamilton	107,403
1925	81-72	.529	3	Jimmy Hamilton	178,633
1926	83-68	.550	4	Jimmy Hamilton	134,803
1927	84-69	.549	4	Jimmy Hamilton	175,875
1928 *	31-42	.425	6	Jimmy Hamilton	96,396
	28-52	.350	8		
1929	90-63	.588	2	Clarence Rowland	154,113
1930	66-87	.431	7	Clarence Rowland	95,060
1931	51-102	.330	8	Joe Klugman	67,338
1932	75-78	.490	4	Joe Klugman	99,615
				Charlie Dressen	
1933 *	39-37	.513	5	Charlie Dressen	80,028
	36-32	.529	3		
1934 *	46-26	.639	1	Charlie Dressen	113,292
	41-39	.513	4	Charlie Dressen	
				Lance Richbourg	
1935	82-69	.543	4	Frank Brazil	98,781
				Lance Richbourg	
				Johnny Butler	
1936	86-65	.570	2	Lance Richbourg	141,369
1937	80-73	.523	5	Lance Richbourg	106,392
1938	84-66	.560	2	Charlie Dressen	128,686
1939	85-68	.550	3	Larry Gilbert	124,232
1940	101-47	.682	1	Larry Gilbert	138,602
1941	83-70	.542	2	Larry Gilbert	97,282
1942	85-66	.563	2	Larry Gilbert	96,934
1943 **	49-26	.653	1	Larry Gilbert	76,570
	34-29	.540	3		
1944 **	32-36	.471	5	Larry Gilbert	146,945
	47-25	.653	1		
1945	55-84	.396	7	Larry Gilbert	83,014
1946	75-78	.490	5	Larry Gilbert	213,284
1947	80-73	.523	3	Larry Gilbert	251,336
1948	95-58	.621	1	Larry Gilbert	269,893
1949	95-57	.625	1	Rollie Hemsley	228,034
1950	86-64	.573	3	Donald Osborn	188,541
1951	78-76	.506	5	Donald Osborn	136,098
1952	73-79	.480	6	Hugh Poland	113,193
1953 #	85-69	.552	2	Hugh Poland	149,578
1954	64-90	.416	7	Hugh Poland	89,470
1955	77-74	.510	5	Joe Schultz	116,952
1956	75-79	.487	7	Ernest White	115,049



**NASHVILLE VOLS YEAR-BY-YEAR RESULTS**

YEAR	W-L	PCT	PLACE	MANAGER	ATTENDANCE
1957	83-69	.546	3	Richard Sisler	152,203
1958	76-78	.494	5	Richard Sisler	92,199
1959 *	41-24	.631	2	Richard Sisler	129,125
	43-40	.518	5		
1960	71-82	.464	6	James Turner	99,721
1961	69-83	.454	6	Red Robbins	64,460
1962	DID NOT HAVE TEAM				
1963 *%	24-47	.338	8	John Fitzpatrick	54,564
	29-39	.426	6		
TOTALS	4569-4446	.507			5,849,812

\* Split Season

\*\* Split Season with Pennant Winner

# Won Four-Team Playoff

% Nashville was member of the Class AA South Atlantic League

**ALL-TIME NASHVILLE VOLS TEAM 1920-1963**

Selected by late Nashville Banner sportswriters Fred Russell and George Leonard

	<b><u>Fred Russell</u></b>	<b><u>George Leonard</u></b>
1B	Les Fleming	Les Fleming
2B	Johnny Mihalic	Johnny Mihalic
SS	Lonny Frey	Woddy Williams
3B	Charlie English	Rance Pless
OF	Kiki Cuyler	Babe Barna
	Phil Weintraub	Kiki Cuyler
C	Greek George	Smokey Burgess
	Carl Sawatski	Carl Sawatski
RHP	Tiny Chaplin	Red Lucas
	Red Lucas	Pete Mallory
	Jim Maloney	Jim Maloney
	Boots Poffenberger	Boots Boffenberger
LHP	Jim O'Toole	Jack Harshman
	Bob Schultz	Jim O'Toole
	Boyd Tepler	Bob Schultz
MGR	Larry Gilbert	Larry Gilbert

**VOLS STANDOUTS 1901-1919**

Selected by late Nashville Banner sportswriter Fred Russell

- 1B Jake Daubert
- 2B Ed Abbaticchio
- SS Kid Butler
- 3B Art Kores
- OF Tod Sloan
- Gus Williams
- Doc Wiseman
- C Newt Fisher
- Gabby Street
- P Pug Cavet
- Red Fisher
- Hugh Hill
- Hub Perfue
- Tom Rogers
- War Sanders
- Vedder Sitton

**BREWERS**



MILWAUKEE BREWERS BASEBALL OPERATIONS



American Family Field  
One Brewers Way  
Milwaukee, WI 53214  
Phone: 414-902-4400  
www.brewers.com

Chairman and Principal Owner.....	Mark Attanasio
President - Baseball Operations.....	David Stearns
Senior Vice President and General Manager.....	Matt Arnold
Special Assistant to President of Baseball Operations.....	Doug Melvin
Senior Vice President - Player Personnel.....	Karl Mueller
Vice President - Baseball Projects.....	Gord Ash
Vice President - Minor League Operations.....	Tom Flanagan
Vice President - International Scouting and Player Personnel.....	Mike Groomman
Vice President - Domestic Scouting.....	Tod Johnson
Vice President - Baseball Operations.....	Matt Kleine
Special Assistant to the General Manager/Pro Scouting/Player Personnel..	Dick Groch
Special Assistant to the General Manager/Player Development.....	Carlos Villanueva
Special Assistant - Baseball Research and Development.....	Nick Davis
Special Assignment Scout.....	Scott Campbell
Senior Director - Minor League and Player Operations.....	Eduardo Brizuela
Director - Baseball Systems.....	Will Hudgins
Director - Baseball Research and Development.....	Dan Turkenkopf
Senior Manager - Baseball Administration.....	Mark Mueller

TOM FLANAGAN - VICE PRESIDENT - MINOR LEAGUE OPERATIONS

Tom Flanagan, 48, enters his 32nd season with the Brewers and sixth overseeing the organization's player development department and Minor League operations, including each of the organization's affiliates and the Brewers Baseball Academy in the Dominican Republic.

Flanagan was named to his current role on November 13, 2015, becoming the 10th individual in franchise history tasked with overseeing the team's Minor League operations. After originally joining the organization as a batboy in 1990, he has also held roles as home clubhouse attendant (1993-96), baseball operations assistant (1996-99), assistant director of scouting (2000-05) and senior director of baseball operations (2006-15).

In his six years as assistant director of scouting, the Brewers selected at least one future Major League All-Star, including Corey Hart in 2000, J.J. Hardy in 2001, Prince Fielder in 2002, Rickie Weeks in 2003, Yovani Gallardo and Lorenzo Cain in 2004, and Ryan Braun and Michael Brantley in 2005.

Born in Milwaukee, Flanagan graduated from the University of Wisconsin-Milwaukee with a business administration degree. Tom and his wife, Jennifer, reside in New Berlin, Wisconsin, with their son, Michael, and daughter, Molly.

BREWERS



**MILWAUKEE BREWERS MINOR LEAGUE FIELD STAFF**

Field Coordinator and Catching Instructor.....Charlie Greene  
Infield Coordinator.....Bob Miscik  
Pitching Coordinator.....Cam Castro  
Assistant Pitching Coordinator.....Bryan Leslie  
Coordinator - Baseball Diversity Initiatives.....Junior Spivey  
Coordinator - Hitting Development Initiatives.....Sara Goodrum  
Assistant Hitting Coordinator - Arizona Operations.....Brenton Del Chiaro

**MILWAUKEE BREWERS COMMUNICATIONS**

Senior Vice President - Communications and Affiliate Operations.....Tyler Barnes  
Senior Director - Media Relations.....Mike Vassallo  
Director - Business Communications.....Leslie Stachowiak  
Senior Coordinator - Media Relations.....Andrew Gruman

## MILWAUKEE BREWERS MINOR LEAGUE AFFILIATES

### **Biloxi Shuckers (Double-A)**

MGM Park  
105 Caillavet Street  
Biloxi, MS 39530  
Phone: 228-233-3465  
www.biloxishuckers.com  
@BiloxiShuckers

**League:** Double-A South  
**General Manager:** Hunter Reed  
**Media Contact:** Garrett Greene

**Manager:** Mike Guerrero  
**Pitching Coach:** Nick Childs  
**Hitting Coach:** Chuckie Caufield  
**Athletic Trainer:** Jeff Paxson  
**Strength & Conditioning:** Jason Morriss

### **Wisconsin Timber Rattlers (Advanced-A)**

Neuroscience Group Field  
2400 N. Casaloma Drive  
Appleton, WI 54913  
Phone: 920-733-4152  
www.timberrattlers.com  
@TimberRattlers

**League:** High-A Central  
**General Manager:** Rob Zerjav  
**Media Contact:** Chris Mehring

**Manager:** Matt Erickson  
**Pitching Coach:** Hiram Burgos  
**Hitting Coach:** Nick Stanley  
**Athletic Trainer:** Andrew Staehling  
**Strength & Conditioning:** Connor McCarthy

### **Carolina Mudcats (Single-A)**

Five County Stadium  
1501 NC Highway 39  
Zebulon, NC 27597  
Phone: 919-269-2287  
www.gomudcats.com  
@CarolinaMudcats

**League:** Low-A East  
**General Manager:** Joe Kremer  
**Media Contact:** Greg Young

**Manager:** Joe Ayrault  
**Pitching Coach:** Fred Dabney  
**Hitting Coach:** Bobby Spain  
**Coach:** Liu Rodriguez  
**Athletic Trainer:** Matt Deal  
**Strength & Conditioning:** Jonah Mergen

### **Arizona Brewers (Rookie)**

American Family Fields of Phoenix  
3805 North 53rd Avenue  
Phoenix, AZ 85031  
Phone: 623-245-5555  
www.brewers.com

**League:** Arizona League

**Manager:** Rafael Neda / David Tufo  
**Pitching Coach:** Carson Cross  
**Asst. Hitting Coordinator:** Brenton Del Chiaro  
**Asst. Hitting Coordinator:** Jordan Getzelman  
**Athletic Trainer:** BJ Downie  
**Strength & Conditioning:** Tyron Carrasquillo



# MEDIA





## **MEDIA INFORMATION**

Chad Seely  
Director of Media Relations  
E-Mail: [ChadS@nashvillesounds.com](mailto:ChadS@nashvillesounds.com)  
Phone: 615-515-1107

Peter Brooks  
Media Relations Assistant  
E-Mail: [PeterB@nashvillesounds.com](mailto:PeterB@nashvillesounds.com)  
Phone: 615-515-1152

**COVID-19 GUIDELINES:** All interviews with Nashville Sounds players and coaches will be conducted virtually until further notice at the start of the 2021 season. Media members are not allowed in the clubhouse or on the field to begin the 2021 season. Additionally, photographers are not permitted on the playing field, in the camera bays, dugouts or in the player buffer zone until further notice to begin the 2021 season.

**CREDENTIALS:** Credentials are available upon request for legitimate news-gathering organizations. Requests should be made via e-mail and sent to the Sounds' media relations department at [ChadS@nashvillesounds.com](mailto:ChadS@nashvillesounds.com)). Requests must be received at least 24 hours in advance to guarantee timely processing. Credentials are to be picked up at the First Horizon Park will call window.

**\*Note:** No spouses, guests, or children of media members will be issued credentials. Sounds credentials are non-transferable. Credentialed members of the media are prohibited from requesting or accumulating autographs or equipment on the playing field or in the dugout or clubhouse. Any violation of these guidelines may result in immediate revocation of the credential and future access. Only credentials issued by the Nashville Sounds, Milwaukee Brewers, Major League Baseball or Minor League Baseball will be honored. All credentials must be visible at all times.

**PHOTOGRAPHERS:** Photographers must work out of the camera bays located at the far ends of each dugout. Chairs are available in the dugouts. When exiting the field, please use the gate leading to the stands at the far end of each dugout. If you wish to switch dugouts, please wait until the half-inning is complete and walk along the track behind home plate to the other side. Do not enter the playing field at any time. Photographers must gain permission from Media Relations department to shoot from behind home plate area.

**CLUBHOUSE ACCESS:** Access to the Sounds clubhouse before and after games will be limited to those organizations that are filing on a nightly deadline. All other media outlets will be asked to conduct interviews on the field prior to batting practice. Clubhouse access will be granted to all media when special situations arise, as determined by the Nashville Sounds. Pre-game access to the clubhouse will be determined by the Sounds field staff. The clubhouse will be open to the media no later than 15 minutes after the conclusion of the game. The clubhouse is not accessible during rain delays and between games of a doubleheader, unless otherwise arranged with the Sounds Media Relations Department. Access to the visiting clubhouse is subject to the visiting team's guidelines. **THE TRAINER'S ROOM IS CLOSED TO THE MEDIA AT ALL TIMES.**

**FIELD ACCESS:** All credentialed media members will be given access to the playing field prior to each game. At no time will media members be allowed in fair territory or beyond first or third base. Pre-game interviews must be conducted at the conclusion of Sounds batting practice and during the visitor's batting practice. All non-uniformed personnel must clear the field at the conclusion of the visiting team's batting practice unless that individual has credentials for in-game privileges (photo pass). If you plan to interview a player/coach for longer than five minutes, please make arrangements at least 24 hours in advance through the Sounds Media Relations Department (615-515-1107).

**GAME NOTES/STATISTICS:** All media information is available in the press box three hours prior to game time. Game notes are also available for online viewing at [www.nashvillesounds.com](http://www.nashvillesounds.com).

## SOUNDS ON THE AIR



### JEFF HEM - PLAY-BY-PLAY BROADCASTER

Jeff Hem continues to serve as the “Voice Of The Sounds” for the 2021 season. He enters his 10th year in Music City and his 17th overall season behind the microphone.

In 2012, Hem arrived in Nashville with eight seasons and over 1,100 games of professional baseball experience under his belt. He spent the previous seven seasons with the Single-A Kane County Cougars of the Midwest League, including 2009 when the Cougars, then an A's affiliate, were managed by former Sounds skipper Steve Scarsone.

Career highlights for the 39-year-old include making his regular season Major League broadcast debut in June 2018 with the Oakland A's for a doubleheader at the Chicago White Sox, being part of the radio broadcast team for the Triple-A All-Star Game in Columbus, Ohio, in July 2018, and calling the inaugural game at First Horizon Park on April 17, 2015. While with the Cougars, Stadium in St. Louis.

he also enjoyed the opportunity to call two minor league games at Wrigley Field in Chicago and Busch

His additional duties for the Sounds include sponsorship and corporate sales and performing public speaking engagements. In the offseason, Hem continues to call the play-by-play action for several college and high school games on television and radio.

A native of Aurora, Illinois and a graduate of the University of Iowa, Hem began his broadcasting career while in college before completing an internship with the Battle Creek Yankees en route to gaining his position with Kane County. He and his wife, Alissa, reside in Hendersonville, Tenn., with their two children.

### ESPN 94.9

On March 23, 2021 the Nashville Sounds Baseball Club and ESPN 94.9 announced a multi-year partnership as the team's flagship radio station, including all 120 game broadcasts during the 2021 season.

ESPN 94.9, a sister station of ESPN 102.5 The Game, has a strong broadcast reach throughout Middle Tennessee and is simulcast on 95.1 FM in Rutherford County and worldwide on The Game Nashville streaming app.

Jeff Hem will handle the play-by-play duties for all broadcasts in his ninth season as the “Voice of the Sounds.” Hem's broadcasts will begin 15 minutes before the scheduled first pitch with a pre-game show and conclude with a 15-minute post-game show.

In addition to the ESPN 94.9 airwaves, all game broadcasts will be heard on [www.nashvillesounds.com](http://www.nashvillesounds.com), the MiLB First Pitch app and The Game Nashville's streaming app.

In the event of a broadcast conflict with a Nashville SC game, the Sounds will be heard on ESPN 102.5 The Game, which is also simulcast on 97.5 FM in Rutherford County.



**PRE-GAME FIELD SCHEDULE**

<b>2:05 GAME TIME</b> Visitor BP & Infield Sounds BP & Infield Grounds Crew Prep Plate Meeting National Anthem	<b>ON FIELD</b> 11:15 a.m. 12:15 p.m. 1:15 p.m. 1:57 p.m. 2:00 p.m.	<b>OFF FIELD</b> 12:15 p.m. 1:15 p.m. 2:00 p.m.
<b>6:15 GAME TIME</b> Sounds BP & Infield Visitor BP & Infield Grounds Crew Prep Plate Meeting National Anthem	<b>ON FIELD</b> 3:25 p.m. 4:25 p.m. 5:25 p.m. 6:07 p.m. 6:10 p.m.	<b>OFF FIELD</b> 4:25 p.m. 5:25 p.m. 6:10 p.m.
<b>6:35 GAME TIME</b> Sounds BP & Infield Visitor BP & Infield Grounds Crew Prep Plate Meeting National Anthem	<b>ON FIELD</b> 3:45 p.m. 4:45 p.m. 5:45 p.m. 6:27 p.m. 6:30 p.m.	<b>OFF FIELD</b> 4:45 p.m. 5:45 p.m. 6:30 p.m.
<b>7:05 GAME TIME</b> Sounds BP & Infield Visitor BP & Infield Grounds Crew Prep Plate Meeting National Anthem	<b>ON FIELD</b> 4:15 p.m. 5:15 p.m. 6:15 p.m. 6:57 p.m. 7:00 p.m.	<b>OFF FIELD</b> 5:15 p.m. 6:15 p.m. 7:00 p.m.



## BASEBALL TERMINOLOGY & GUIDELINES

**Consecutive-Game Hitting Streak:** A consecutive-game hitting streak shall not be terminated if a player's plate appearances (one or more) result in a base on balls, hit by pitch, defensive interference or sacrifice bunt. The streak shall terminate if a player has a sacrifice fly or no hit.

**Consecutive-Game Playing Streak:** A consecutive-game playing streak shall be extended if the player plays one-half inning on defense or if he completes a time at bat by reaching base or being put out. A pinch-running experience only shall not extend the streak. If a player is ejected from a game by an umpire before he can comply with the requirements of this rule, his streak shall continue.

**Day/Night Game:** Any game scheduled to start at or after 5:00 p.m. will be considered a night game. If a game is scheduled to start before 5 p.m. and is delayed by rain or for any other reason, it shall be considered a day game. However, both games of a two-night doubleheader shall be considered night games. When afternoon and night games are played on the same day and separate admissions are charged, they will be counted as one day and one night game and will not be considered a doubleheader.

**Determining Games Back in Standings:** Determine the games above .500 of team in first place, minus the games above .500 of the team you're trying to figure out. Example: If the team in first is 5 games above .500 and you are trying to figure out how many games back a team is that is one game above .500, then  $5-1=4$ , so the team is 4 games back. Or the number of fewer wins plus the number of extra losses than the leader in the standings, divided by 2.

**Magic Number:** Determine the number of games yet to be played, add one, then subtract the number of games ahead in the loss column of the standings from the closest opponent.

**Qualifying Marks:** In order to qualify for a league batting title, a player must have a minimum of 2.7 plate appearances per team game. To qualify for an earned run average title, a pitcher must have accumulated a minimum of 0.8 inning pitched per game.

**Quality Start:** Defined as a start where a pitcher lasts six or more innings and gives up three or fewer earned runs.

**Save Rule:** Credit a pitcher with a save when he meets all three of the following conditions: (1) He is the finishing pitcher in a game won by his club; (2) He is not the winning pitcher; and (3) He qualifies under one of the following conditions: (a) He enters the game with a lead of no more than three runs and pitches for at least one inning; or (b) He enters the game, regardless of the count, with the potential tying run on either base, or at bat, or on deck; or (c) He pitches effectively for at least three innings. No more than one save can be credited in each game.

**Hold Rule:** The hold is not an official statistic, but it was created as a way to credit middle relief pitchers for a successful outing. If a reliever comes into a game to protect a lead, gets at least one out and leaves without giving up that lead, he is credited with a hold. You cannot get a save and a hold in the same game.

**Winning Pitcher:** The starting pitcher will be credited with the win only if the pitcher has pitched at least five complete innings and his team not only is in the lead when he is replaced, but remains in the lead the remainder of the game. EXCEPTION: The "must-pitch-five-complete-innings" rule in respect to the starting pitcher shall be in effect for all games of six or more innings. In a five-inning game, credit the starting pitcher with a game won only if he has pitched at least four complete innings and his team not only is in the lead when he is replaced, but remains in the lead for the remainder of the game. When the starting pitcher does not meet the preceding criteria and more than one relief pitcher is used, the victory shall be awarded on the following basis:

1. When, during the tenure of the starting pitcher, the winning team assumes the lead and maintains it to the finish of the game, credit the victory to the relief pitcher judged by the official scorer to have been the most effective.
2. Whenever the score is tied, the game becomes a new contest insofar as the winning and losing pitcher is concerned.
3. Once the opposing team assumes the lead, all pitchers who have pitched up to that point are excluded from being credited with the victory, except the current pitcher.
4. The winning relief pitcher shall be the one who is the pitcher of record when his team assumes the lead and maintains it to the finish of the game. EXCEPTION: Do not credit a victory to a relief pitcher who is ineffective in a brief appearance, when a succeeding relief pitcher pitches effectively in helping his team maintain the lead. In such cases, credit the succeeding relief pitcher with the victory.

**Determining Batting Average:** Divide the number of at-bats by the number of hits.

**Determining Earned Run Average:** Take the number of earned runs, multiply by nine, and divide by innings pitched.

**Determining Fielding Percentage:** Divide the total number of putouts and assists by the combined total of putouts, assists, and errors.

**Determining Slugging Percentage:** Divide the total bases of all hits by the total times at bat (at-bats do not include walks, sacrifices, times awarded first base on interference or obstruction, or when hit by pitcher).

**Determining On-Base Percentage:** Add hits, walks, and hit by pitches, then divide by the combined total of at-bats, walks, hit by pitches, and sacrifice flies (times awarded first base on interference or obstruction are not figured into OBP).

**Major League Rookie Status:** A player is considered a rookie if he has no more than 130 at-bats or 50 innings pitched in the big leagues. He is not a rookie if he has spent more than 45 days on a major-league roster during the 25-player limit, even if he has fewer than 130 at-bats or 50 innings pitched (service time requirement excludes stints on the DL or in the military).

## TRANSACTION TERMINOLOGY

**Options:** When a player is on the 40-man roster and in the minor leagues, he is on “optional assignment.” Players have three option years and can be sent up and down as many times as the club chooses within those seasons but will only be charged with one option per season. When a player is “out of options,” he will have to clear irrevocable waivers in order to be removed from the 40-man roster and sent to the minor leagues.

**Waivers:** If a player placed on major league waivers is not claimed by another team within two business days after waivers have been requested, then the player has “cleared waivers” and the team has secured waivers for the remainder of the waiver period. The team can do one of three things:

1. Send the player to the minors via outright assignment; or
2. Trade the player to another team, even if the trading deadline has passed; or
3. Release the player.

**Note:** Any trades involving a 40-man roster player (July 31 through the end of the regular season) may only involve players who have cleared major league waivers.

If a player does not clear waivers (claimed by another team or teams), the club requesting waivers may withdraw the waiver request. If the club does not withdraw the waiver request, the player's contract is assigned as follows:

- a. If only one claim is entered, the player's contract is assigned to that claiming club.
- b. If more than one club in the same league makes claims, the club currently lower in the standings gets the player.
- c. If clubs in both leagues claim the player, preference shall always go to the club in the same league as the club requesting waivers.

**Designated For Assignment:** This transaction allows a club to open a roster spot for up to a 10-day period while waiting for a player to clear waivers, after which he must be released, traded, or assigned to the minor leagues.

**Recalled vs. Contract Selected:** If a player is on the 40-man roster, he is “recalled.” If not, then his “contract is selected” from the minor league team. A player must be added to the 40-man roster when his contract is selected.

**Rule 5 Draft:** A player not on the 40-man roster is eligible for this yearly December draft if:

1. The player was 18 or younger when he first signed a pro contract and this is the fourth Rule 5 draft since he signed; or
2. He was 19 or older when he first signed a pro contract and this is the third Rule 5 draft since he signed.

**Major League Rehab Assignment:** A major league player may be assigned to a minor league affiliate for the purpose of injury rehabilitation for a maximum of 20 days for non-pitchers and 30 days for pitchers. The player continues to receive his major league salary. Any service with the minor league club shall be deemed major league service. Rehabilitation assignments do not count as optional assignments.

**Pacific Coast League Roster Limits:** Class AAA rosters are limited to 25 active players throughout the entire playing season. Minor League Disabled List: Players placed on the disabled list must remain on the list for a minimum of seven consecutive days. Players on the D.L. do not count toward a team's roster limit.

## BASEBALL MEDICAL GLOSSARY

**Consecutive-Game Hitting Streak:** A consecutive-game hitting streak shall not be terminated if a player's plate appearances (one or more) result in a base on balls, hit by pitch, defensive interference or sacrifice bunt. The streak shall terminate if a player has a sacrifice fly or no hit.

**Consecutive-Game Playing Streak:** A consecutive-game playing streak shall be extended if the player plays one-half inning on defense or if he completes a time at bat by reaching base or being put out. A pinch-running experience only shall not extend the streak. If a player is ejected from a game by an umpire before he can comply with the requirements of this rule, his streak shall continue.

**Day/Night Game:** Any game scheduled to start at or after 5:00 p.m. will be considered a night game. If a game is scheduled to start before 5 p.m. and is delayed by rain or for any other reason, it shall be considered a day game. However, both games of a two-night doubleheader shall be considered night games. When afternoon and night games are played on the same day and separate admissions are charged, they will be counted as one day and one night game and will not be considered a doubleheader.

**Determining Games Back in Standings:** Determine the games above .500 of team in first place, minus the games above .500 of the team you're trying to figure out. Example: If the team in first is 5 games above .500 and you are trying to figure out how many games back a team is that is one game above .500, then  $5-1=4$ , so the team is 4 games back. Or the number of fewer wins plus the number of extra losses than the leader in the standings, divided by 2.

**Magic Number:** Determine the number of games yet to be played, add one, then subtract the number of games ahead in the loss column of the standings from the closest opponent.

**Qualifying Marks:** In order to qualify for a league batting title, a player must have a minimum of 2.7 plate appearances per team game. To qualify for an earned run average title, a pitcher must have accumulated a minimum of 0.8 inning pitched per game.

**Quality Start:** Defined as a start where a pitcher lasts six or more innings and gives up three or fewer earned runs.

**Save Rule:** Credit a pitcher with a save when he meets all three of the following conditions: (1) He is the finishing pitcher in a game won by his club; (2) He is not the winning pitcher; and (3) He qualifies under one of the following conditions: (a) He enters the game with a lead of no more than three runs and pitches for at least one inning; or (b) He enters the game, regardless of the count, with the potential tying run on either base, or at bat, or on deck; or (c) He pitches effectively for at least three innings. No more than one save can be credited in each game.

**Hold Rule:** The hold is not an official statistic, but it was created as a way to credit middle relief pitchers for a successful outing. If a reliever comes into a game to protect a lead, gets at least one out and leaves without giving up that lead, he is credited with a hold. You cannot get a save and a hold in the same game.

**Winning Pitcher:** The starting pitcher will be credited with the win only if the pitcher has pitched at least five complete innings and his team not only is in the lead when he is replaced, but remains in the lead the remainder of the game. EXCEPTION: The "must-pitch-five-complete-innings" rule in respect to the starting pitcher shall be in effect for all games of six or more innings. In a five-inning game, credit the starting pitcher with a game won only if he has pitched at least four complete innings and his team not only is in the lead when he is replaced, but remains in the lead for the remainder of the game. When the starting pitcher does not meet the preceding criteria and more than one relief pitcher is used, the victory shall be awarded on the following basis:

1. When, during the tenure of the starting pitcher, the winning team assumes the lead and maintains it to the finish of the game, credit the victory to the relief pitcher judged by the official scorer to have been the most effective.
2. Whenever the score is tied, the game becomes a new contest insofar as the winning and losing pitcher is concerned.
3. Once the opposing team assumes the lead, all pitchers who have pitched up to that point are excluded from being credited with the victory, except the current pitcher.
4. The winning relief pitcher shall be the one who is the pitcher of record when his team assumes the lead and maintains it to the finish of the game. EXCEPTION: Do not credit a victory to a relief pitcher who is ineffective in a brief appearance, when a succeeding relief pitcher pitches effectively in helping his team maintain the lead. In such cases, credit the succeeding relief pitcher with the victory.

**Determining Batting Average:** Divide the number of at-bats by the number of hits.

**Determining Earned Run Average:** Take the number of earned runs, multiply by nine, and divide by innings pitched.

**Determining Fielding Percentage:** Divide the total number of putouts and assists by the combined total of putouts, assists, and errors.

**Determining Slugging Percentage:** Divide the total bases of all hits by the total times at bat (at-bats do not include walks, sacrifices, times awarded first base on interference or obstruction, or when hit by pitcher).

**Determining On-Base Percentage:** Add hits, walks, and hit by pitches, then divide by the combined total of at-bats, walks, hit by pitches, and sacrifice flies (times awarded first base on interference or obstruction are not figured into OBP).

**Major League Rookie Status:** A player is considered a rookie if he has no more than 130 at-bats or 50 innings pitched in the big leagues. He is not a rookie if he has spent more than 45 days on a major-league roster during the 25-player limit, even if he has fewer than 130 at-bats or 50 innings pitched (service time requirement excludes stints on the DL or in the military).



## NASHVILLE, TENNESSEE

Nashville is the capital of Tennessee and the entertainment, cultural, and commercial center of the Mid-South. With a metropolitan population of more than 2 million people, Nashville has the largest population of any metropolitan area in Tennessee, which puts it among the 40 largest in the nation. In the past 15 years, the population of the Nashville area has grown by nearly 30 percent.

During the winter of 1779–1780, James Robertson and John Donelson founded a settlement at Big Salt Lick by the Cumberland River at the present site of the city. They built forts on both sides of the river, naming one of them Fort Nashborough in honor of Francis Nash, a Revolutionary War general. In 1784, the town was named Nashville, and it was incorporated as a city in 1806. The city serves as the final resting place of two U.S. presidents -- Andrew Jackson and James K. Polk.

Nashville is a pleasant mix of big-city entertainment and “down home” friendliness. Nashville’s location places it near the nation’s population center. Major cities such as St. Louis, Cincinnati, Memphis, Atlanta, & Birmingham can all be reached by car within 3-5 hours.

The city is also the cornerstone of the Mid-South economy. It has become a leader in printing and publishing, music and entertainment, finance and insurance, healthcare management, manufacturing, and tourism.

Internationally-known companies with corporate headquarters in Nashville include:

American General, Bridgestone/Firestone, Caterpillar Financial, CNA Insurance, Cracker Barrel, Dollar General, Gaylord Entertainment, Genesco, HCA, Primus Automotive Financial Services, Shoney’s, and Thomas Nelson, Inc.

In addition, BellSouth, Caremark, Dell Computer Corp., Gibson Guitar Corp., Ingram Industries, Lifeway Christian Resources, Nissan, O’Charley’s, and Saturn also have significant corporate operations in the city.

When it comes to having a good time, Nashville has many entertainment options, offering a multitude of sporting events, recreational opportunities, the largest movie theatre east of the Mississippi River, restaurants, parks, and shopping malls.

The sports landscape in Nashville includes three major-league teams. The Tennessee Titans have brought the National Football League to Nashville. The Titans play in the 68,000-seat Nissan Stadium, which is located on the east bank of the Cumberland River across from downtown. In addition, the Nashville Predators have introduced the National Hockey League to the mid-state. They play in the state-of-the-art 18,000 seat Bridgestone Arena. Nashville was awarded an MLS franchise that kicked off play as Nashville SC in February 2020. And, of course, the Sounds, a constant in the city since 1978, compete in the Pacific Coast League as the eldest active pro sports franchise in Middle Tennessee.

The city is also home to numerous special events. In the past decade alone, the city has hosted events such as the U.S. Figure Skating Championships, the NCAA men’s and women’s basketball tournaments, the SEC men’s and women’s basketball tournaments, numerous AAU national championships, and the U.S. Swimming Championships. Each year, Nashville hosts the highly-popular Country Music Marathon and the Music City Bowl, which pits teams from the Big Ten and SEC against one another each December at Nissan Stadium.

Known as “Music City USA”, Nashville is a city who music tastes range from country to rock to gospel. The city has several major concert venues and many big-name concert tours make a stop in Nashville. The city also serves as home to the Grand Ole Opry, the nation’s longest-running weekly radio show, and the Country Music Hall of Fame. Nashville also serves as the center of the country music industry and is one of the top recording centers in the nation.

The nightlife in downtown Nashville is always an intriguing scene. Along with the music clubs, where some of today’s top country music stars got their start, there is the Hard Rock Café and the Wildhorse Saloon. All of these are located around historic Second Avenue, the focal point of downtown.

Nashville’s cultural environment has helped the city earn its other nickname, the “Athens of the South.” Nashville is well-known as a major education center. The area’s 18 accredited four-year and postgraduate institutions are an integral part of the economic and cultural identity of the area.

The city also offers numerous cultural and artistic venues. It is home to nine performing arts facilities, including the Tennessee Performing Arts Center which is the home to a wide range of events, including Broadway musicals and performances by the Nashville Ballet, Nashville Opera, and the Nashville Symphony, which performs in the state-of-the-art Schermerhorn Center.

The city is also home to seven art galleries, 25 museums (including the Tennessee State Museum), numerous historic sites (like The Hermitage -- home of President Andrew Jackson, an exact replica of the Parthenon, and the Natchez Trace Parkway), and an upgraded public library system that includes a \$50 million downtown library.

## This image shows a single sheet of white paper with horizontal ruling lines. The lines are evenly spaced and run across the width of the page. There are no margins, text, or other markings on the paper.