



**SOD  
POODLES  
BASEBALL  
CLUB**

# NEWS & NOTES

**HODGETOWN**

**715 S. BUCHANAN ST**

**AMARILLO, TEXAS 79101**

**806-803-7762**

**TWITTER: @SODPOODLES**

Sod Poodles PR Department: Director, Cory Hilborne - CoryH@SodPoodles.com, 806-803-9614

**Springfield Cardinals (38-39, 4-4)**  
**RHP Edgar Escobar (7-2, 4.22 ERA)**

**VS.**

**Amarillo Sod Poodles (39-38, 5-3)**  
**RHP Luke Albright (5-2, 5.64 ERA)**

Thursday, July 6, 2023 • 7:05 PM CT • Hammons Field • Radio: KVWE-102.9 FM • Game 78 • Road Game 42

## UPCOMING GAMES

DAY	DATE	OPPONENT	PROBABLE PITCHERS	TIME (CT)	RADIO
Fri	July 7	at SPR	RHP Wilfredo Pereira (5-4, 3.91 ERA) vs. RHP Jamison Hill (2-4, 5.28 ERA)	7:05 PM	KVWE-102.9 FM
Sat	July 8	at SPR	TBD vs. RHP Deyni Olivero (5-5, 9.00 ERA)	7:05 PM	KVWE-102.9 FM
Sun	July 9	at SPR	TBD vs. RHP Chad Patrick (3-7, 5.48 ERA)	1:35 PM	KVWE-102.9 FM

## SEASON RESULTS

Date	Site	Result
5/30	vs SPR	W, 7-1
5/31	vs SPR	W, 13-8
6/1	vs SPR	W, 3-2 (7)
6/2	vs SPR	PPD
6/3 (1)	vs SPR	L, 5-4
6/3 (2)	vs SPR	W, 6-1
6/4	vs SPR	L, 6-5
7/4	@ SPR	L, 9-8
7/5	@ SPR	L, 5-4
7/6	@ SPR	
7/7	@ SPR	
7/8	@ SPR	
7/9	@ SPR	

## SPRINGFIELD SERIES CAPSULE

2023 at Home: 4-2  
2023 on Road: 0-2  
All-Time at Home: 10-8  
All-Time on Road: 7-8  
All-Time Totals: 17-16

## STREAKS

Last 5 Games: 3-2  
Last 10 Games: 7-3  
Longest 2023 Winning Streak: 7  
Longest 2023 Losing Streak: 4 (2x)  
All-Time W/L: 237-233

## LEAGUE STANDINGS

### TEXAS LEAGUE 2ND HALF

North (W-L-PCT-GB)				
ARKANSAS	5-3	.625	-	
SPRINGFIELD	4-4	.500	1.0	
WICHITA	4-4	.500	1.0	
NW ARKANSAS	3-5	.375	2.0	
TULSA	3-5	.375	2.0	

South (W-L-PCT-GB)				
MIDLAND	6-2	.750	-	
AMARILLO	5-3	.625	1.0	
FRISCO	4-4	.500	2.0	
CORPUS CHRISTI	3-5	.375	3.0	
SAN ANTONIO	3-5	.375	3.0	

### OVERALL

North (W-L-PCT-GB)				
*ARKANSAS	50-27	.649	-	
TULSA	44-33	.571	6.0	
SPRINGFIELD	38-39	.494	12.0	
WICHITA	32-44	.421	17.5	
NW ARKANSAS	32-45	.416	18.0	

South (W-L-PCT-GB)				
*SAN ANTONIO	40-37	.519	-	
AMARILLO	39-38	.506	1.0	
MIDLAND	38-39	.494	2.0	
CORPUS CHRISTI	36-41	.468	4.0	
FRISCO	35-41	.461	4.5	

\* Clinched 1st half

## TEAM LEADERS

AVERAGE: 359 - Bliss  
HITS: 104 - Bliss  
2B: 25 - Bliss  
TRIPLES: 5 - Roberts  
HOME RUNS: 15 - Vukovich  
RBI: 53 - Vukovich  
OPS: 1.010 - Bliss  
STOLEN BASES: 29 - Bliss  
SO (P): 83 - Albright  
SAVES: 6 - Backhus  
ERA: 2.12 - Green  
WINS: 5 - Albright & Olivero

## ATTENDANCE

Last: 7,588  
Total: 180,722  
Average: 5,476  
No. of Sellouts: 15

**ON-TAP:** The Sod Poodles look for their first win of the series in Springfield. Amarillo has dropped each of the first two, losing by a combined two runs after Springfield's walk off win last night. Last night's loss was just the second of the season when Amarillo has lead after the 8th inning, making them 32-2 now when holding a lead going into the final inning of regulation.

**EXTREME MATTHEW MCCONAUGHEY VOICE:** Amarillo will turn to right-hander Luke Albright in game three against the Cardinals. The righty is tied for the third-most wins in the D-backs farm system in 2023. His 83 strikeouts are the second most behind former Sod Poodle Slade Cecconi who leads the farm with his 89 strikeouts. Albright's eight strikeout performance his last go gives him two eight strikeout games for Amarillo, which is tied for the most by any starter this season. His 68.2 IP are the 5th most in the organization in 2023 while his .272 BAA is tied for the third best among all qualified pitchers in the org this year.

**LAWNG GONE:** Arizona Diamondbacks no. 1-rated prospect Jordan Lawlar is up to 12 home runs on the season after hitting a two-run shot in the top of the fourth inning. For Lawlar, it was his second in his last three games after hitting an inside the park home run in game one of the Sod Poodles doubleheader on Monday against Tulsa. Lawlar hit 16 home runs a season-ago in 100 games played between four minor league levels and is up to 12 through his first 64 games in 2023. After hitting just .162 in his first 32 games to begin the season with four doubles, a triple, and five home runs, Lawlar is hitting .316 with nine doubles, two triples, and seven home runs in his 32 games since May 23.

**FIVE BEERS:** Seth Beer hit his fifth home run of the season since joining Amarillo on May 23. In 34 games played, Beer is hitting .304 (38-for-125) with eight doubles and 24 RBI to go along with his five home runs.

**A DOUBLE MACHINE:** Ryan Bliss extended his team-lead with his 25th double of the season. He is also tied for the Texas League lead in doubles along with Wichita's Brooks Lee. Leading the Texas League with 41 XBH this season, nearly 40 percent of Bliss' hits have been for extra bases. His 25 doubles and 41 XBH are tied for 6th and 5th in all of minor league baseball respectively.

**EASY FOR ENRIQUEZ:** Roby Enriquez collected his 16th RBI of the season after his 1-for-3 night with his RBI double in the fourth inning. Over his last 13 games, Enriquez has a hit in eight of them and a RBI in six of those 13 games.

**ZERO, NADA, ZILCH:** After stranding the bases in the bottom of the eighth inning, Sod Poodles reliever Josh Green has not yielded an earned run in any of his last 11 appearances. It is the second-longest active streak in the Texas League this season and tied for the fourth-longest overall. The right-hander has surrendered just eight hits over his last 14.1 IP and has 13 punchouts to go with just four walks during the span. With runners in scoring position, Green is holding his opposition to a .130 BAA with just three hits in 22 at-bats. Green has been equally lights out on the road, with a 0.60 ERA in eight appearances in enemy territory.

**NOT CORNER:** After Tim Tawa's error at third base last night, Amarillo third basemen have committed more errors than any other position on the field this year. With a .979 fielding percentage, Amarillo is tied for the 4th best fielding percentage in the Texas League. The team has committed just 58 errors in 77 games played and have turned 46 double plays.

## SOD POODLES BREAKDOWN

At Home: 19-17  
On the Road: 20-21  
Day Games: 5-6  
Night Games: 33-32  
vs. RHP: 31-32  
vs. LHP: 8-6  
First Half: 34-35  
Second Half: 5-3  
April: 11-10  
May: 10-16  
June: 15-10  
July: 3-2  
August: 0-0  
September: 0-0  
Monday: 2-0  
Tuesday: 4-8  
Wednesday: 8-5  
Thursday: 6-6  
Friday: 3-9  
Saturday: 9-4  
Sunday: 7-6

Scoring First: 22-13  
Opponent Scoring First: 17-25  
Extra Innings: 2-3  
Doubleheaders: 4-2  
Commit An Error: 19-24  
Commit No Errors: 20-14  
Walk-Off Wins: 2  
Walk-Off Losses: 3

vs. North 1st Half: 7-5  
vs. South 1st Half: 27-30  
vs. North 2nd Half: 5-3  
vs. South 2nd Half: 0-0

Scoring 4+ Runs: 32-26  
Opp. Scoring 4+ Runs: 16-36  
Scoring 3 Or Fewer Runs: 7-12  
Opp. Scoring 3 Or Fewer Runs: 23-2  
Out-Hit Opponent/Tie: 34-15  
Out-Hit By Opponent: 5-23  
Lead After 6: 28-6  
Trail After 6: 7-30  
Tied After 6: 4-2  
Lead After 7: 32-4  
Trail After 7: 3-31  
Tied After 7: 3-3  
Lead After 8: 32-2  
Trail After 8: 1-33  
Tied After 8: 2-3

## Series (W-L-T): 4-5-4

Game 1: 5-9  
Game 2: 9-4  
Game 3: 6-7  
Game 4: 4-8  
Game 5: 9-3  
Game 6: 6-6  
Series Sweeps: 1  
Series Been Swept: 0



# STARTING PITCHER



## #30 LUKE ALBRIGHT - RHP

HEIGHT: 6'4"

WEIGHT: 215

B/T: R/R

AGE: 23 (12/13/1999 in Fishers, IN)

15 G

5-2

83/38 K/BB

5.64 ERA

LAST WIN: 6/11/23 @ MID

LAST SAVE: None

LONGEST 2023 OUTING: 6.0 Innings (3x, Last: 6/11 @ MID)

LAST HOME RUN ALLOWED: 6/30/2023 vs. TUL (Diego Cartaya, 4th inning, 2-Run)

CAREER VS. SPR: 1 GS, 0-0, 9.64 ERA, 4.2 IP, 7 H, 5 R, 5 ER, HR, 5 K, 3 BB

- Selected by the Arizona Diamondbacks in the 6th round of the 2021 MLB draft out of Kent State (Kent, OH).
- He did not appear in a game in 2021 without logging at least three (3) K, posting a six (6) K game (8/29) in the process.
- Spent the 2022 campaign (26 GS) in High-A Hillsboro, posting a 6-10 record and a 5.49 ERA (75 ER, 123.0 IP) while punching out 130 batters (9.5 K/9).
- While with Hillsboro (4/10-9/10/22), he held the crown for strikeouts, games started and innings pitched while holding the two (2) spot for wins among qualified club mates.
- Among D-Backs minor leaguers, his 130 punch outs last season was good for 4th best, his six (6) wins was tied 7th (25 GS), his 112 hits were the 2nd least allowed (120.0 IP), his 1.472 WHIP was the 7th lowest (120.0 IP) and his 9.5 K/9 is good for 3rd best (120.0 IP).
- Through his first 15 starts, he ranks third among all qualified pitchers in the D-backs farm system with his 5.64 ERA while his .272 BAA ranks T-3rd, and he ranks second in strikeouts (83). His five wins are tied for the third most among D-backs farm hands in 2023.

### CAREER STATS

YEAR	TEAM	W-L	ERA	G	GS	CG	SHO	IP	H	R	ER	HR	HB	BB	SO	WP	GDP	BAA
2021	Visalia (A-)	2-0	3.47	6	6	0	0	23.1	21	10	9	3	1	11	22	2	3	.247
2022	Hillsboro (A+)	6-10	5.49	26	26	0	0	123.0	125	80	75	17	9	56	130	13	4	.262
2023	Amarillo (AA)	5-2	5.64	15	15	0	0	68.2	73	47	43	8	3	38	83	3	2	.272
MINOR LEAGUE TOTALS		13-12	5.32	47	47	0	0	215.0	219	137	127	28	13	105	235	18	9	.264

### 2023 HIGHS

INNINGS: 6.0 IP (3x, Last: 6/11 @ MID)  
HITS: 9 (6/17 vs. SA)  
RUNS: 7 (2x, Last: 6/17 vs. SA)  
EARNED RUNS: 6 (2x, Last: 6/17 vs. SA)  
STRIKEOUTS: 8 (2x, Last: 6/30 vs TUL)  
WALKS: 5 (4/20 @ NWA)  
HOME RUNS: 2 (3x, Last: 6/23 @ CC)  
WINNING STREAK: 2 (2x, Last: 6/6-11 @ MID)  
LOSING STREAK: 1 (5/7 @ CC)  
SHORTEST START: 2.0 IP (4/20 @ NWA)  
PITCHES THROWN: 97 (6/11 @ MID)

### CAREER HIGHS

INNINGS: 7.0 IP (7/7/22 vs. EUG (HIL))  
HITS: 9 (6/17/23 vs. SA)  
RUNS: 7 (3x: Last: 6/17/23 vs. SA)  
EARNED RUNS: 6 (5x: Last: 6/17/23 vs. SA)  
STRIKEOUTS: 8 (2x, Last: 6/11/23 @ MID)  
WALKS: 5 (2x: Last: 4/20/23 @ NWA)  
HOME RUNS: 2 (7x: Last: 6/23/23 @ CC)  
WINNING STREAK: 2 (3x: Last: 6/6-11 @ MID)  
LOSING STREAK: 2 (8/13-8/19/22)  
SHORTEST START: 2.0 IP (2x: Last: 4/20/23 @ NWA)  
PITCHES THROWN: 97 (2x, Last: 6/11/23 @ MID)

### 2023 SPLITS

VS. RIGHT: .321/.397/.537, 52 H, 12 2B, 7 HR, 30 RBI, 53 K, 19 BB  
VS. LEFT: .198/.320/.311, 21 H, 5 2B, 2 3B, HR, 9 RBI, 30 K, 19 BB  
HOME: 6 GS, 8.42 ERA, 1-1, 25.2 IP, 28 R, 24 ER, 34 H, 6 HR, 29 K, 15 BB  
ROAD: 9 GS, 4-1, 3.98 ERA, 43.0 IP, 19 ER, 39 H, 54 K, 23 BB  
W/ RISP: .232/.313/.378, 19 H, 6 2B, 2 HR, 30 RBI, 29 K, 11 BB  
DAY: 2 GS, 2-0, 11.0 IP, 5 H, 2 R, 2 ER, 14 K, 8 BB  
NIGHT: 13 GS, 3-2, 57.2 IP, 45 R, 41 ER, 68 H, 8 HR, 69 K, 30 BB  
TEAM W/L IN STARTS: 9-6

### OPPOSING STARTER - RHP EDGAR ESCOBAR (7-2, 4.22 ERA)

CAREER VS. AMA: 4 G (1GS), 0-1, 6.23 ERA, 13.0 IP, 17 H, 10 R, 9 ER, 4 HR, 16 K, 2 BB

### BATTER-PITCHER MATCH-UPS (ACTIVE ROSTER, 2023)

#### SOD POODLES VS. EDGAR ESCOBAR:

PLAYER	H	AB	AVG	XBH	HR	RBI	BB	SO
Bliss, R	1	1	1.000	0	0	1	0	0
Castillo, N	1	1	1.000	1	0	1	0	0
Del Castillo, A	1	1	1.000	1	1	2	0	0
Lawlar, J	1	2	.500	1	0	1	0	0
Roberts, C	0	1	.000	0	0	0	1	1
Tawa, T	0	1	.000	0	0	0	0	1
Beer, S	0	2	.000	0	0	0	0	0

#### CARDINALS VS. LUKE ALBRIGHT:

PLAYER	H	AB	AVG	XBH	HR	RBI	BB	SO
Buchberger, J	2	2	1.000	1	0	0	0	0
Mendlinger, N	2	2	1.000	1	0	0	0	0
Alvarez, J	1	2	.500	0	0	2	0	0
Antico, M	0	3	.000	0	0	0	0	2
Dunn, N	0	2	.000	0	0	0	1	1
Pages, P	0	2	.000	0	0	0	0	1
Redmond, C	0	1	.000	0	0	0	2	1
Gamboa, A	0	2	.000	0	0	0	0	0


### FRIDAY'S STARTER - RHP JAMSION HILL (2-4, 5.28 ERA)

In his last start allowed eight runs (6 earned) on seven hits with five walks and three strikeouts in his last appearance. It was a game the Sod Poodles won 12-10 against the Tulsa Drillers.

**2023 HIGHS:** Hits - 4, Runs - 3, RBI - 3, HR - 1, 2B - 2, 3B - 0, BB - 2, K - 3, SB - 0

2023 SPLITS:

<b>LAST GAME:</b> 1-for-3, HR, RBI, R, BB, K	<b>LAST HOME RUN:</b> 7/5 @ SPR off Lunn (Solo)	<b>CURRENT HITTING:</b> 1
<b>SPR SERIES:</b> 1-for-8, HR, RBI, 2 BB, 2 R, K	<b>LAST MULTI-HIT GAME:</b> 7/3 (1) vs TUL (2-for-3)	<b>SEASON LONG HITTING:</b> 6
<b>TUL SERIES:</b> 7-for-17, 2 HR, 2 2B, 9 RBI, 5 R, 2 BB, 3 K		<b>CURRENT ON-BASE:</b> 10
		<b>SEASON-LONG ON-BASE:</b> 14

 Former Carolina league Player of the Week (4/21/19), CAR Mid-Season All-Star (2019), Texas League Player of the Week (7/7/19), Texas League Player of the Month (July, 2019), Baseball America Minor League All-Star (2019) and Baseball America Double-A All-Star (2019).  
 In his decorated 2019 season, he slashed .289/.388/.516 across three different teams while blasting 26 homers and 24 doubles through 122 games.  
 Made his MLB debut on 9/10/2021 with the D-backs and spent parts of the 2021 and 2022 seasons in the league with 43 career games played.  
 Had a four-hit performance on 5/31/23 vs. SPR, the first four-hit night by a Sod Poodle at home since 8/14/2022 by Leandro Cedeño, also against SPR.

**2023 HIGHS:** Hits - 3 , Runs - 4 , RBI - 3 , HR - 1 , 2B - 2 , 3B - 1 , BB - 3 , K - 2 , SB - 3

2023 SPLITS:

<b>LAST GAME:</b> 1-for-4, 2B, R, K	<b>LAST HOME RUN:</b> 7/1 vs TUL off Acosta (2-run)	<b>CURRENT HITTING:</b> 7
<b>SPR SERIES:</b> 4-for-7, 2 2B, 2 BB, HBP, R, K	<b>LAST MULTI-HIT GAME:</b> 7/4 @ SPR (3-for-3)	<b>SEASON LONG HITTING:</b> 10
<b>TUL SERIES:</b> 9-for-23, HR, 4 2B, 4 BB, 9 R, 4 RBI, 5 K		<b>CURRENT ON-BASE:</b> 7
		<b>SEASON-LONG ON-BASE:</b> 25

- Rated the no. 2 shortstop in the state of Georgia (15th overall) and the 96th best SS in the country by Perfect Game in high school.
- Won Texas League Player of the Month in both April and May...Leads the league in AVG (.359), H (104), XBH (41), OPS (1.010), total bases (173), and runs (66) and is T-1st in doubles (25)...First player in MiLB this year to reach the 100 hit mark, doing so on July 3.
- Has hit the most lead off home runs in franchise history (6), and has the most lead off home runs in all MiLB in 2023.
- Was named to the 2023 SiriusXM MLB All-Star Futures Game National League roster.

**2023 HIGHS:** Hits - 3, Runs - 2, RBI - 3, HR - 1, 2B - 2, 3B - 1, BB - 2, K - 3, SB - 1

2023 SPLITS:

<b>LAST GAME:</b> 3-for-3, HR, 2B, 2 RBI, 2 R	<b>LAST HOME RUN:</b> 7/3 (2) vs TUL off Sublette (Solo)	<b>CURRENT HITTING:</b> 2
<b>SPR SERIES:</b>	<b>LAST MULTI-HIT GAME:</b> 7/3 (2) vs TUL (3-for-3)	<b>SEASON LONG HITTING:</b> 14
<b>TUL SERIES:</b> 5-for-16, HR, 2B, 3 RBI, 2 R, 2 K		<b>CURRENT ON-BASE:</b> 2
		<b>SEASON-LONG ON-BASE:</b> 15

- 👉 He made his professional debut with the DSL Diamondbacks (ROK) on 6/2/2018, going 1-for-4 with an RBI and a swiped bag.
- 👉 From 7/8-8/15/2019, he logged a base knock in 22 out of 26 straight games and accumulated 28 total hits, good for .283 AVG (28-for-99) over the stretch.
- 👉 Amongst his qualified club mates (HIL) across 82 games, he logged the 2nd most HR (11), 4th most H (77), R (35), TB (127) and SB (15) in 2022.
- 👉 Had his first three-hit night in 2023 with a 3-for-4 performance against San Antonio...Had three-straight multi-hit games (6/11-14).
- 👉 Had a career-long hit streak of 14 games (6/4-28)...Surpassing his previous career-long of 13 games with Visalia (6/27-7/17/21).

**2023 HIGHS:** Hits - 3, Runs - 2, RBI - 2, HR - 1, 2B - 1, 3B - 0, BB - 2, K - 3, SB - 1

2023 SPLITS:

<b>LAST GAME:</b> 0-for-3, 2 K <b>SPR SERIES:</b> 0-for-3, 2 K <b>TTL SERIES:</b> 2-for-13, 2B, R, 5 K	<b>LAST HOME RUN:</b> 4/13 vs. CC off Cobos <b>LAST MULTI-HIT GAME:</b> 6/23 @ CC (2-for-4)	<b>CURRENT HITTING:</b> 0 <b>SEASON LONG HITTING:</b> 7 <b>CURRENT ON-BASE:</b> 0 <b>SEASON LONG ON-BASE:</b> 7
--	--	--

PERSONNEL	PERSON-ON-BASE
<p>🏆 2017 World Series Champion (HOU).</p> <p>🏆 Made his MLB Debut on 9/18/2013 with the New York Mets and collected his first single that night off 3-time All-Star Matt Cain.</p> <p>🏆 Set a career-high with 15 home runs including 14 in 81 games with Amarillo in 2022.</p> <p>🏆 Named a Texas League Post-Season All-Star (2022) and the MiLB.com Organization All-Star (2022, ARI).</p> <p>🏆 In the month of April this season, he slashed .277/.340/.340 with a homer and six RBI in 13 games...Among teammates with at least 10 games played in the month, his average was good for third with his hits (13) tying sixth and his six multi-hit performances ranking second.</p>	

**2023 HIGHS:** Hits - 3, Runs - 2, RBI - 3, HR - 1, 2B - 1, 3B - 1, BB - 2, K - 2, SB - 2

2023 SPLITS:

<b>LAST GAME:</b> 0-for-3, K	<b>LAST HOME RUN:</b> 7/4 @ SPR off Hence (Solo)	<b>CURRENT HITTING:</b> 0
<b>SPR SERIES:</b> 3-for-8, HR, 3B, 3 RBI, 2 R, 3 K	<b>LAST MULTI-HIT GAME:</b> 7/4 @ SPR (3-for-5)	<b>SEASON LONG HITTING:</b> 13
<b>TUL SERIES:</b> 4-for-12, 2 2B, 4 R, RBI, 3 SB, 3 K		<b>CURRENT ON-BASE:</b> 0
		<b>SEASON-ON-ON-BASE:</b> 13

- 🍷 Logged 42 combined games across three levels in 2019, hitting .256 (34-for-133), ending the year with a hit in 15 of his final 19 games played.
- 🍷 Played the entire 2021 season with High-A Hillsboro with 57 games behind the plate (53 GS), 15 games in RF (14 GS), and three games in LF (2 GS), hitting
- 🍷 his first career HR on 6/9 vs TRI, an inside-the-park HR.
- Posted his first 3-hit game in 2023 on June 15 vs SA....First 3-hit game since June 4, 2022 vs MID.
- 🍷 Hit his first home run of the 2023 season on July 4 @ SPR...Was his fourth professional home run.
- 🍷 Logged the longest hit streak of his professional career with his 13-game stretch from May 28 - July 4...Previous career-long was nine games.



#3 ADRIAN DEL CASTILLO - C										2023 HIGHS: Hits - 3, Runs - 3, RBI - 4, HR - 1, 2B - 1, 3B - 1, BB - 3, K - 5, SB - 1														
HEIGHT: 5'9"					WEIGHT: 208					B/T: L/R					AGE: 23 (9/27/1999 in Miami, FL)					2023 SPLITS:				
G	AVG	OBP	SLG	AB	R	H	2B	3B	HR	RBI	BB	SB/ATT	SO	V. RHP	V. LHP	HOME	AWAY	RISP						
60	.265	.379	.474	211	33	56	12	1	10	42	38	2/4	65	.281	.200	.234	.291	.323						
LAST GAME: 1-for-5, 2B, RBI, R										LAST HOME RUN: 6/23 @ CC off Plumlee (3-Run)														
SPR SERIES: 1-for-5, 2B, RBI, R										LAST MULTI-HIT GAME: 6/29 vs TUL (2-for-3)														
TUL SERIES: : 5-for-15, 3B, 2B, 3 RBI, 4 BB, 2 R, 6 K										CURRENT HITTING: 2 SEASON LONG HITTING: 10 CURRENT ON-BASE: 2 SEASON-LONG ON-BASE: 16														

- Selected by the Chicago White Sox in the 36th round of the 2018 MLB draft but declined to play ball at the University of Miami.
- Made his professional debut on 7/31/2021 with the ACL D-backs (ROK) and after just two appearances in Rookie ball, he was promoted to A-Visalia.
- He logged a hit in 43 of his 86 games played (2022) with 17 of those being multi-hit efforts, good for logging multiple hits in 39% of games that he knocks.
- Earned the 7th most homers (7), 6th most hits (57), 5th most total bags (99) and 4th most doubles (17) amongst qualified Hillsboro Hops in 2022.
- Hit three home runs in his first 36 games of the season...Then hit five homers over a 10 game span from May 30-June 13 including back-to-back games with a homer on 5/30-31 and 6/8-10.

#26 CAMDEN DUZENACK - INF										2023 HIGHS: Hits - 3, Runs - 3, RBI - 3, HR - 1, 2B - 2, 3B - 0, BB - 2, K - 2, SB - 1											
HEIGHT: 5'7"					WEIGHT: 170		B/T: R/R					AGE: 28 (3/8/1995 in Melissa, TX)					2023 SPLITS:				
G	AVG	OBP	SLG	AB	R	H	2B	3B	HR	RBI	BB	SB/ATT	SO	V. RHP	V. LHP	HOME	AWAY	RISP			
29	.357	.458	.571	98	18	35	9	0	4	24	13	2/5	18	.354	.368	.444	.283	.353			
LAST GAME: 2-for-5, 3 RBI, R, K						LAST HOME RUN: 7/1 vs TUL off Peto (solo)								CURRENT HITTING: 12 SEASON LONG HITTING: 12 CURRENT ON-BASE: 27 SEASON-LONG ON-BASE: 27							
SPR SERIES: 2-for-5, 3 RBI, R, K						LAST MULTI-HIT GAME: 7/4 @ SPR (2-for-5)															
TUL SERIES 8-for-16, HR, 3 2B, 2 RBI, 6 R, 2 BB, K																					

- Duzenack is entering his 6th professional season, having spent time at every level of minor league ball from Rookie to Triple-A.
- In his debut season (2017), he belted 16 doubles, a triple, and three homers in 222 AB's with A(Short) Hillsboro, slugging .410 that year.
- He logged 318 Triple-A at-bats last season with Reno, slashing .261/.308/.465 while sending 13 balls over the wall accompanied by 20 two-baggers and three triples.
- Earned Amarillo's second walk-off win on 5/31/23 after poking a two RBI single while the club was down by one run with two outs and the bases loaded.
- Riding an 12-game hit streak from June 15-July 4, hitting .449 (22-for-49) with five doubles, three home runs, 14 RBI, and four walks during the stretch.
- Through his first 13 games at HODGETOWN in 2023, is hitting .444 with seven XBH and 11 RBI...Recorded his first stolen base of the year on 7/1 vs TUL

#17 ROBY ENRIQUEZ - OF					2023 HIGHS: Hits - 4, Runs - 2, RBI - 2, HR - 0, 2B - 1, 3B - 0, BB - 2, K - 3, SB - 1														
HEIGHT: 6'2"					WEIGHT: 210		B/T: L/L		AGE: 26 (3/21/1997 in Carolina, Puerto Rico)							2023 SPLITS:			
G	AVG	OBP	SLG	AB	R	H	2B	3B	HR	RBI	BB	SB/ATT	SO	V. RHP	V. LHP	HOME	AWAY	RISP	
46	.257	.364	.331	148	19	38	11	0	0	16	23	5/6	32	.276	.143	.250	.265	.279	
LAST GAME: 1-for-3, 2B, RBI					LAST HOME RUN: 9/7/22 vs. ARK off Weiman														
SPR SERIES: 1-for-3, 2B, RBI					LAST MULTI-HIT GAME: 6/23/23 @ CC (3-for-5)														
TUL SERIES: 2-for-8, 2B, 2 RBI, 3 BB, K					CURRENT HITTING: 1 SEASON LONG HITTING: 5 CURRENT ON-BASE: 1 SEASON-LONG ON-BASE: 11														

- Signed by the Arizona Diamondbacks as a minor league free agent on December 22, 2021 out of Indiana State University (Terre Haute, IN).
- He is in a four (4) way tie for first for the most four (4) hit performances by a Sod Poodle in 2022 with two (2) four (4) hit outings.
- He had 26 multi-hit performances last season with three (3) being of the three (3) hit variety...24 of those were achieved in Soddis threads.
- He logged a hit in 44 out of 51 straight games (6/4-8/25/2022) which encompassed a 12 game hit streak (7/6-7/24).
- The lefty-bat poked 20 of his first 22 hits this season off of right-handed pitching and 14 of them while at home.

#11 JORDAN LAWLAR - INF					2023 HIGHS: Hits - 3, Runs - 4, RBI - 4, HR - 1, 2B - 1, 3B - 1, BB - 2, K - 4, SB - 3																
HEIGHT: 6'2"					WEIGHT: 190		B/T: R/R					AGE: 20 (7/17/2002 in Carrollton, TX)					2023 SPLITS:				
G	AVG	OBP	SLG	AB	R	H	2B	3B	HR	RBI	BB	SB/ATT	SO	V. RHP	V. LHP	HOME	AWAY	RISP			
64	.245	.346	.462	253	51	62	13	3	12	35	33	26/28	67	.221	.375	.259	.234	.183			
LAST GAME: 1-for-4, HR, 2 RBI, R						LAST HOME RUN: 7/5 @ SPR off Lunn (2-Run)								CURRENT HITTING: 3							
SPR SERIES: 3-for-9, HR, 2 RBI, BB, 2 R, K						LAST MULTI-HIT GAME: 7/4 @ SPR (2-for-5)								SEASON LONG HITTING: 9							
TUL SERIES: 3-for-15, HR, 7 R, 6 SB, 3 BB, RBI, 4 K, 2 HBP														CURRENT ON-BASE: 5							
														SEASON-LONG ON-BASE: 16							

- Made his professional debut on 8/21/21 after being selected 6th overall in the 2021 MLB Draft out of Jesuit High School (Dallas).
- Currently ranked as the D-backs' no. 1-rated prospect and the no. 6 overall prospect by MLB Pipeline.
- Appeared in 100 games across four levels in 2022, hitting .303 (18 2B, 7 3B, 16 HR) with 62 RBI and 57 walks.
- Hit .278 (10-for-36) with a double, triple, two home runs, and seven RBI in 11 games in the Arizona Fall League in 2022... Broken Scapula ended his AFL.
- Was hitting .162 through his first 32 games in 2023...In 32 games since May 23, he is hitting .316 (9 2B, 2 3B, 7 HR) with 34 runs scored and 19 RBI.
- Was named to the 2023 SiriusXM MLB All-Star Futures Game
- Hit Amarillo's fifth ever inside the park home run, doing so in game one of the DH on July 3 vs TUL...First ITP HR since Luis Basabe (6/19/21 vs WCH)

#7 CALEB ROBERTS - OF					2023 HIGHS: Hits - 3, Runs - 3, RBI - 4, HR - 1, 2B - 2, 3B - 1, BB - 4, K - 4, SB - 1																
HEIGHT: 6'1"					WEIGHT: 195		B/T: L/R		AGE: 23 (2/9/2000 in West Palm Beach, FL)							2023 SPLITS:					
G	AVG	OBP	SLG	AB	R	H	2B	3B	HR	RBI	BB	SB/ATT	SO	V. RHP	V. LHP	HOME	AWAY	RISP			
48	.256	.360	.517	180	41	46	10	5	9	38	28	8/9	59	.267	.200	.325	.200	.304			
LAST GAME: 1-for-4, R, K						LAST HOME RUN: 7/3 (2) vs TUL, off Sublette (GS)								CURRENT HITTING: 1							
SPR SERIES: 1-for-6, 3 BB, 2 R, 3 K						LAST MULTI-HIT GAME: 7/3 (2) vs TUL (2-for-3)								SEASON LONG HITTING: 8							
TUL SERIES: 11-for-23, 5 HR, 3 2B, 10 RBI, 9 R, 3 BB, 3 K														CURRENT ON-BASE: 18							
														SEASON-LONG ON-BASE: 18							

- During his time in Hillsboro (4/8-9/4/2022), held down the two (2) spot for AVG (.234, 91-for-389), RBI (55), SLG (.380), 2B (24), XBH (36), TB (148) and R (57).
- One of his 26 multi-hit efforts last season (8/24, HIL) encompassed a career high two (2) homers in the same game.
- Had a season-high eight game hit streak that includes six home runs, four doubles, a triple, and 12 RBI from June 24-July 3
- Became the first Sod Poodle to ever homer in four straight games, doing so from June 30 - July 3...Has hit six home runs since June 25 (8 G) including his first career grand slam on July 3...It was Amarillo's second in 2023, and the 13th overall in franchise-history.
- Was named Texas League Player of the Week for June 26 - July 2 after hitting .438 (7-for-16) with 3 HR, 2 2B, 4 RBI, 3 BB, .550 OBP, 1.125 SLG

#10 TIM TAWA - OF

2023 HIGHS: Hits - 3, Runs - 3, RBI - 5, HR - 2, 2B - 2, 3B - 1, BB - 2, K - 3, SB - 1

HEIGHT: 6'0"

WEIGHT: 196

B/T: R/R

AGE: 23 (4/7/1999 in West Linn, OR)

2023 SPLITS:

G	AVG	OBP	SLG	AB	R	H	2B	3B	HR	RBI	BB	SB/ATT	SO	V. RHP	V. LHP	HOME	AWAY	RISP
63	.248	.321	.457	230	38	57	10	1	12	42	25	5/6	67	.251	.229	.303	.198	.324

LAST GAME: 0-for-4, 3 K

LAST HOME RUN: 7/3 (2) vs. TUL off Frasso (solo)

SPR SERIES: 2-for-8, BB, R, 3 K

LAST MULTI-HIT GAME: 7/4 @ SPR (2-for-4)

TUL SERIES: 8-for-22, 4 HR, 2B, 9 RBI, 6 R, BB, 9 K

CURRENT HITTING: 0

SEASON LONG HITTING: 10

CURRENT ON-BASE: 0

SEASON-LONG ON-BASE: 13

Made his professional debut with the ACL D-Backs (7/31/2021) where he logged two (2) games and went 2-for-5 (.400 AVG) with a HR, 3 RBI, R and 2 BB.

He slashed .264/.366/.464 across 36 G and held the crown for OBP, SLG, R (27) and SB (13), among qualified players, while on the Visalia club (8/3-9/19/2021).

His 2022 June encompassed his career single-month most hits (26) and his season single month most doubles (5) and stolen bases (4).

During his stretch in Hillsboro (4/8-6/22/2022), held the crown for AVG (.282), HR (8), RBI (30), OBP (.377), SLG (.441), H (60), TB (94), R (32).

Recorded his first career multi-HR game on 6/29 vs TUL, going 2-for-4 with two HR and five RBI...His five RBI also tied his career-high (June 17, 2021)

#1 KEVIN VICUNA - INF

2023 HIGHS: Hits - 1, Runs - 1, RBI - 3, HR - 1, 2B - 0, 3B - 0, BB - 1, K - 2, SB - 0

HEIGHT: 6'0"

WEIGHT: 140

B/T: R/R

AGE: 25 (1/14/1998 in Puerto La Cruz, Venezuela)

2023 SPLITS:

G	AVG	OBP	SLG	AB	R	H	2B	3B	HR	RBI	BB	SB/ATT	SO	V. RHP	V. LHP	HOME	AWAY	RISP
12	.121	.256	.212	33	3	4	0	0	1	3	5	0/0	8	.100	.333	.250	.048	.182

LAST GAME: 0-for-3, BB (5/21 @ FRI)

LAST HOME RUN: 5/14/23 vs. MID, G1 off Leal

SPR SERIES:

LAST MULTI-HIT GAME: 9/18/22 @ ALT (REA) (2-for-5)

TUL SERIES:

CURRENT HITTING: 0

SEASON LONG HITTING: 3

CURRENT ON-BASE: 1

SEASON-LONG ON-BASE: 5

Signed by the Arizona Diamondbacks as a minor league free agent on 5/3/23.

Former Mid-Season All-Star (2018, Lancaster JetHawks).

Entering his eighth season of pro ball, having split time in the Toronto Blue Jays, Philadelphia Phillies and now the D-backs farm system.

In his debut 2015 season with the DSL Blue Jays, he slashed .268/.354/.304 with three doubles and triples, 20 RBI and 10 swiped bags in 62 games.

Went 35 games since 8/3/2022 without multiple RBI in a contest before earning a three-RBI performance on 5/14/23 which were also his first three RBI in Amarillo threads while also blasting his first home run as a Sod Poodle in the same day.

#19 A.J. VUKOVICH - INF

2023 HIGHS: Hits - 3, Runs - 4, RBI - 7, HR - 3, 2B - 2, 3B - 1, BB - 2, K - 4, SB - 1

HEIGHT: 6'8"

WEIGHT: 210

B/T: R/R

AGE: 21 (7/20/2001 in Mukwonago, WI)

2023 SPLITS:

G	AVG	OBP	SLG	AB	R	H	2B	3B	HR	RBI	BB	SB/ATT	SO	V. RHP	V. LHP	HOME	AWAY	RISP
64	.274	.338	.528	252	53	69	13	3	15	53	22	8/11	81	.289	.208	.314	.236	.311

LAST GAME: 2-for-4

LAST HOME RUN: 7/3 (1) vs TUL off Gowdy (3-run)

SPR SERIES: 3-for-9, BB, 3 K

LAST MULTI-HIT GAME: 7/5 @ SPR (2-for-4)

TUL SERIES: 8-for-19, 3 HR, 2 2B, 11 RBI, 3 BB, 8 R, 5 K

CURRENT HITTING: 2

SEASON LONG HITTING: 11

CURRENT ON-BASE: 15

SEASON-LONG ON-BASE: 15

After being drafted 119th overall out of high school, the D-Backs' number 11 prospect made his professional debut with the Visalia Rawhide on 5/4/2021.

While in Visalia (62 G, 5/4-8/1/2021) he tied 1st in 2B (15) and XBH (26), led the team in AVG (.259) and H (64) while coming in 2nd for RBI (42), SLG (.449) and R (42).

During his brief stint with the Sod Poodles at the end of last season (9/6-9/18/2022), earned the crown for hits (13) and shared the throne for TB (19) and homers (2).

He earned the 5th best batting average (.276, 129-for-468) in the D-backs organization among players with at least 115 games played in 2022.

Hit the first Grand Slam for Amarillo in 2023 (6/4 vs SPR) and was the first AMA player in 2023 with a multi-HR effort in the same game (2, 6/10 @ MID)

Became just the second player in Sod Poodles history with a three-HR game, doing so on July 3 vs TUL joining Edward Olivares (May 5, 2019)...

It was the first three-HR game of his professional career. He also set a career-high with seven RBI which also tied the Sod Poodles franchise-high (Dominic Fletcher, 5/8/2022)

## TEAM BATTING

### OVERALL

AVG	G	AB	R	H	TB	2B	3B	HR	RBI	BB	SO	SB	CS	OBP	SLG	OPS
.270	77	2615	462	707	1195	140	21	102	428	294	717	119	29	.352	.457	.809

### MONTHLY

APRIL	.260	21	718	120	187	307	33	6	25	112	79	214	35	8	.336	.428	.764
MAY	.236	26	845	123	199	319	41	5	23	114	95	231	33	9	.318	.378	.696
JUNE	.296	25	883	170	261	443	52	8	38	158	95	232	32	10	.375	.502	.877
JULY	.355	5	169	49	60	126	14	2	16	44	25	40	19	2	.458	.746	1.204
AUGUST	-	-	-	-	-	-	-	-	-	-	-	-	-	-	-	-	-
SEPTEMBER	-	-	-	-	-	-	-	-	-	-	-	-	-	-	-	-	-

### HOME VS. ROAD

HOME	.308	36	1228	263	378	668	77	9	65	249	126	324	64	8	.380	.544	.924
ROAD	.237	41	1387	199	329	527	63	12	37	179	168	393	55	21	.327	.380	.707

### SITUATIONAL SPLITS

	AVG	G	AB	H	TB	2B	3B	HR	RBI	BB	SO	OBP	SLG	OPS
VS RIGHT	.274	77	2152	589	1004	119	16	88	363	248	588	.357	.467	.824
VS LEFT	.255	42	463	118	191	21	5	14	65	46	129	.325	.413	.738
W/ RISP	.285	77	794	226	383	45	11	30	329	113	234	.375	.482	.857
TEAM IS AHEAD	.268	57	959	257	406	64	8	23	150	105	254	.350	.423	.773
TEAM IS BEHIND	.279	59	1123	313	535	49	7	53	202	140	298	.366	.476	.842

### HOME RUNS

### MULTI-RBI GAMES

### MULTI-HIT GAMES

PLAYER	SOLO	2R	3R	GS	TOTAL	2	3	4	5+	TOTAL	2	3	4	5+	TOTAL
Beer	3	2			5	6	1			7	7	1	2		10
Bliss	8	3	1		12	8	3			11	23	12			35
Castillo	4	1	1		6	2	2			4	6	2			8
Centeno	1				1	3				3	12	2			14
Dalesandro	1				1		1			1	5	2			7
De Los Santos	2	5			7	4	2			6	12	3			15
Del Castillo	5	3	2		10	4	3	2		9	15	1			16
Duzenack	3		1		4	6	3			9	6	4			10
English	4	1	1		6	3	1	1		5	5				5
Enriquez						3				3	4	1	1		6
Guzman		1			1	1	1			2	1	1			2
Lawlar	5	6	1		12	5	1	1		7	12	3			15
Roberts	4	3	1	1	9	8	2	1		11	13	2			15
Tawa	8	2	2		12	5	2		1	7	13	3			16
Vicuña			1		1		1			1					
Vukovich	9	3	2	1	15	2	7	2	1	12	14	4			18
Watkins						1				1					
TOTALS:	57	30	13	2	102	61	30	7	2	99	147	41	3	0	191

### HOME RUN VARIANTS

#### WALK-OFF HR (0):

**BACK-TO-BACK HR (5):** English/Vukovich (4/16 vs. CC, 7th inning); Roberts/Vukovich (6/3 (1) vs. SPR, 6th inning); Del Castillo/De Los Santos (6/13 vs SA, 7th inning); Beer/Roberts (7/1 vs TUL, 6th inning); Lawlar/Vukovich (7/3 (1) vs TUL, 1st inning)

**MULTI-HR GAMES (2):** Vukovich (2x: 2, 6/10 @ MID; 3, 7/3 (1) vs TUL); Tawa (2, 6/29 vs TUL)

#### EXTRA-INNING HR (0):

**GRAND SLAMS (2):** Vukovich (6/4 vs. SPR, 5th inning); Roberts (7/3 (2) vs TUL, 5th inning)

**INSIDE-THE-PARK HR (1):** Lawlar (7/3 (1) vs TUL, 1st inning)

#### PINCH-HIT HR (0):

**HR IN CONSECUTIVE GAMES (13):** Vukovich (3x: 5/5-6 @CC; 6/1-6/3 G1 vs SPR; 6/17-18 vs SA); Bliss (2x: 5/5-6 @ CC; 6/10 @MID - 6/13 vs SA); Del Castillo (2x: 5/30-31 vs. SPR; 6/8-10 @ MID); Tawa (2x: 5/28 @ SA - 5/30 vs. SPR; 6/3/4 vs. SPR); Roberts (2x: 6/25 @ CC, 6/28 vs TUL; 6/30-7/1 vs TUL) Lawlar (4/15 vs. CC - 4/18 @ NWA); English (4/23 @ NWA - 4/25 vs. FRI)

**HR IN FOUR CONSECUTIVE GAMES (1):** Roberts (6/30 - 7/3 vs TUL)

**LEAD OFF HR (8):** Bliss (6x: 4/27 vs. FRI; 5/10 vs. MID; 5/18 @ FRI; 6/10 @ MID; 6/13 vs SA; 6/22 @ CC); Tawa (6/4 vs. SPR); Duzenack (6/11 @ MID)

# BATTING (CONT.)



STARTS BY BATTING ORDER (TEAM RECORD)										STARTS BY POSITION (TEAM RECORD)								
PLAYER	1	2	3	4	5	6	7	8	9	C	1B	2B	3B	SS	LF	CF	RF	DH
Beer			1-1	20-11							20-11							1-1
Bliss	32-35											26-28		5-5				2-2
Castillo							2-1	9-17	11-6		2-3				3-4	4-7	11-5	2-5
Centeno		1-2	2-1	0-2		3-0	5-4	7-5	3-5	15-9								6-10
Dalesandro							1-2	2-1	15-15	0-1					4-1	11-14	3-2	
De Los Santos				9-9	8-16	13-6	1-1				6-10		25-22					
Del Castillo			0-2	4-4	15-7	4-10	6-8			16-23								13-8
Duzenack	5-0	3-1				0-2	2-3	3-4	4-0			3-1	3-5	3-2	4-1	2-1	2-0	
English			7-5	1-0	1-1		1-0	1-1			8-3				1-2			2-2
Enriquez	1-1	0-1	4-8	0-1		1-0	3-7	7-2	2-5							2-0	14-23	2-2
Guzman							2-3		2-2						3-4		1-1	
Lawlar		33-31												31-30				1-1
Roberts			8-12	1-1	2-4	2-1	11-4	0-1		8-5	2-5				6-7		2-4	6-2
Tawa	1-2	2-3		0-1	7-6	8-12	5-5	7-3				10-9	1-4		6-4	9-10	2-2	2-2
Vicuña								3-4	0-3				1-1	0-1	0-5		2-0	0-1
Vukovich			17-9	4-9	6-4	8-7					1-6		9-6		11-9	11-6	2-0	1-2
Watkins									2-2						1-1		0-1	1-0

5+ GAME HITTING STREAKS (CURRENT IN BOLD)		
PLAYER	LENGTH / DATES	STREAK STATS
Castillo	14 G, 6/4-28	.352 (19-for-54), 3 HR, 2 2B, 3B, 12 RBI, 12 R, 4 SB
Dalesandro	13 G, 5/28-7/4	.409 AVG (18-for-44), HR, 2 2B, 2 3B, 5 RBI, 4 BB, 6 SB, 10 R
<b>Duzenack</b>	<b>12 G, 6/15-7/4</b>	<b>.449 AVG (22-for-49) 5 2B, 3 HR, 14 RBI, 13 R, 4 BB</b>
English	12 G, 4/19-5/2	.370 AVG (17-for-46), 6 2B, 4 HR, 16 RBI, 7 BB, 8 R
Vukovich	11 G, 4/29-5/16	.348 AVG (16-for-46), 3 2B, 3 HR, 3B, 9 RBI, BB, 9 R
Bliss	10 G, 4/6-4/19	.438 AVG (21-for-48), 3 2B, 2 3B, HR, 8 RBI, 8 R
Del Castillo	10 G, 5/19-5/31	.406 AVG (13-for-32), 2 2B, 2 HR, 8 RBI, 9 BB, 7 R
Tawa	10 G, 5/28-6/15	.395 AVG (15-for-38), 4 HR, 2 2B, 10 RBI, 3 BB, 6 R
Bliss	9 G, 6/8-18	.395 AVG (17-for-43), 3 HR, 4 2B, 3B, 13 RBI, 10 R
Bliss	9 G, 5/4-5/14	.459 (17-for-37), 4 2B, 4 HR, 8 RBI, 4 BB, 10 R, 3 SB
Bliss	9 G, 5/23-6/3	.357 AVG (15-for-42), 2B, 3B, 2 BB, 3 RBI, 6 SB, 8 R
Lawlar	9 G, 6/6-15	.410 AVG (16-for-39), 2 HR, 4 2B, 3B, 4 RBI, 4 BB, 14 R
Lawlar	9 G, 5/23-6/3	.389 AVG (14-for-36), 3 2B, 2 HR, 3 BB, 6 RBI, 3 SB, 6 R
Bliss	8 G, 4/21-5/2	.412 AVG (14-for-34), 5 2B, HR, 6 RBI, 2 BB, 10 R, 2 SB
Centeno	8 G, 6/9-30	.286 AVG (10-for-35) 2 2B, 3 R
Roberts	8 G, 6/24-7/3	.452 AVG (14-for-31), 6 HR, 4 2B, 3B, 12 RBI, 12 R
<b>Bliss</b>	<b>7 G, 6/28-7/5</b>	<b>.433 AVG (13-for-30), 6 2B, HR, 4 RBI, 6 BB, 8 SB, 10 R</b>
Vukovich	7 G, 5/30-6/6	.357 AVG (10-for-28), 3 HR, 4 2B, 3B, 10 RBI, SB, 9 R
Centeno	6 G, 5/20-6/4	.391 AVG (9-for-23), 2 2B, 4 RBI, R
Lawlar	6 G, 6/17-25	.250 AVG (7-for-28), HR, 2 2B, 3B, 5 RBI, BB, 4 R
Lawlar	6 G, 4/12-19	.318 AVG (7-for-22), 2 2B, 2 HR, 5 RBI, 3 BB, 4 R

# FIELDING

CATCHER'S BOX (W/L BASED ON STARTS)						
PLAYER	CS	SB	ATT	CS %	PB	W-L
Centeno	5	20	25	.200	3	15-9
Dalesandro	0	4	4	.000	0	0-1
Del Castillo	13	36	48	.271	7	16-23
Roberts	5	13	18	.278	4	8-5
<b>TOTAL</b>	<b>23</b>	<b>72</b>	<b>95</b>	<b>.242</b>	<b>14</b>	<b>39-38</b>

TEAM FIELDING						
%	G	PO	A	E	DP	PB
.979	77	2001	647	58	46	14

MULTI-RUN INNINGS		
RUNS	NO. OF TIMES	LAST
2	56	7/3 (2) vs TUL, 2nd inning
3	26	7/3 (1) vs TUL, 4th inning
4	16	7/5 @ SPR, 4th inning
5	5	7/4 @ SPR, 7th inning
6	5	7/3 (2) vs TUL, 5th inning
7	5	6/29 vs TUL, 1st inning
8+	-	

SCORE BY INNING												
	1	2	3	4	5	6	7	8	9	10	11+	TOTAL
<b>OPP</b>	67	48	59	47	74	72	46	30	31	2	3	479
<b>AMA</b>	60	35	46	51	55	56	77	55	22	3	2	462

ERRORS BY POSITION		
POSITION	SOD POODLES	OPPONENT
C	10	7
1B	6	7
2B	9	6
3B	12	10
SS	6	11
LF	2	2
CF	3	3
RF	2	2
P	8	10
<b>TOTAL</b>	<b>58</b>	<b>58</b>

# NOTABLE GAMES



AMARILLO HAVE 5 OR FEWER HITS		
DATE	HITS	OPPONENT
4/15	4	CC
4/20	4	@NWA
4/22	3	@NWA
4/27	5	FRI
5/2	5	@CC
5/4	2	@CC
5/12	5	MID
5/14 (G2)	4	MID
5/16	2	@FRI
5/18	2	@FRI
5/19	4	@FRI
5/21	4	@FRI
5/26	5	@SA
6/20	4	@CC
TOTAL: 14 (4 HOME, 10 ROAD)		

OPPONENTS HAVE 5 OR FEWER HITS		
DATE	HITS	OPPONENT
4/7	3	@FRI
4/19	2	@NWA
4/20	4	@NWA
4/27	5	FRI
5/2	3	@CC
5/3	5	@CC
5/4	5	@CC
5/14 (G1)	2	MID
5/21	3	@FRI
5/26	5	@SA
5/27	2	@SA
5/30	3	SPR
6/1	5	SPR
6/3 (G2)	4	SPR
6/7	3	@MID
6/11	3	@ MID
6/24	5	@ CC
6/25	5	@ CC
TOTAL: 18 (5 HOME, 13 ROAD)		

AMARILLO HAVE 10 OR MORE RUNS		
DATE	RUNS	OPPONENT
4/12	13	CC
4/14	10	CC
4/26	12	FRI
4/29	11	FRI
5/5	12	@CC
5/14 (G1)	10	MID
6/8	12	@MID
6/10	13	@ MID
6/13	15	vs SA
6/29	12	vs TUL
7/1	12	vs TUL
7/3 (1)	15	vs TUL
7/3 (2)	10	vs TUL
TOTAL: 13 (10 HOME, 3 ROAD)		

OPPONENTS HAVE 10 OR MORE RUNS		
DATE	RUNS	OPPONENT
4/6	12	@FRI
4/12	10	CC
4/14	13	CC
4/16	11	CC
4/18	16	@NWA
4/26	11	FRI
4/28	12	FRI
4/30	12	FRI
5/6	12	@CC
5/9	11	MID
5/11	16	MID
5/14 (G2)	13	MID
5/17	10	@FRI
5/23	14	@SA
5/31	13	SPR
6/10	10	@MID
6/15	11	vs SA
6/16	12	vs SA
6/18	11	vs SA
6/20	12	@CC
7/1	10	vs TUL
TOTAL: 21 (14 HOME, 7 ROAD)		

## EXTRA INNING GAMES (5) 2-3

DATE	OPP	RESULT	SCORE	W	L	S	TIME
4/20	@NWA	W (10)	3-2	Otanez, M (1-0)	Biasi, D (1-1)	Rice, J (1)	3:08
4/26	FRI	W (10)	12-11	Workman, B (1-0)	Church, M (0-1)	-	3:24
5/20	@FRI	L (10)	8-7	Kelly, A (2-0)	Stumpo (0-1)	-	3:26
6/3 (G1)	SPR	L (8)	5-4	Roycroft, C (1-0)	Backhus, K (0-1)	Granillo, A (2)	2:26
6/30	TUL	L (13)	7-6	Fisher, B (5-1)	Grammes, C (2-2)	-	3:42

## PINCH HITTER TOTALS

PLAYER	DATE	SITUATION	RESULT
Watkins	5/9	Bot. 8, 2 outs	Triple
Tawa	6/30	Bot 8, 1 out	Sac Fly
Beer	6/30	Bot 11, 0 out	Sac Fly

## DOUBLEHEADERS (3) 4-2

DATE	OPP	RESULT	SCORE	W	L	S	TIME
5/14 (G1)	MID	W	10-1	Albright, L (2-2)	Ginn, J (0-2)	-	1:40
5/14 (G2)	MID	L	13-1	Tomioka, S (1-0)	Hill, J (0-3)	-	2:32
6/3 (G1)	SPR	L (8)	5-4	Roycroft, C (1-0)	Backhus, K (0-1)	Granillo, A (2)	2:26
6/3 (G2)	SPR	W	6-1	Olivero, D (2-4)	Hernandez, K (5-2)	-	1:39
7/3 (G1)	TUL	W	15-7	Olivero, D (5-5)	Casparius, B (0-3)	-	1:54
7/3 (G2)	TUL	W	10-9	Montes De Oca, C (1-1)	Sublette, R (1-3)	Green, J (4)	2:26

## WALK-OFF WINS
















DATE	SCORE	GAME-WINNING PLAY
4/26	12-11 (10th)	Lawlar RBI-double
6/1	3-2 (7th)	Duzenack two RBI Single

## SHUTOUTS (6) 4-2

DATE	OPP	RESULT	SCORE	W	L	S	TIME
4/19	@NWA	W	5-0	Jarvis, B (2-1)	Veneziano, A (1-1)	-	2:29
4/21	@NWA	L	5-0	Hoffmann, A (2-1)	Hill, J (0-1)	-	2:26
4/22	@NWA	L	5-0	Marsh, A (1-0)	Patrick, C (0-3)	-	2:14
5/3	@CC	W	3-0	Pope, A (1-0)	Kouba, R (1-1)	Backhus, K (4)	2:15
5/27	@SA	W	1-0	Patrick, C (2-5)	Snider, D (0-3)	-	2:30
6/7	@MID	W	4-0	Green, J (1-0)	Cusick, R (3-3)	-	2:35



#14 RYLE BACKHUS - LHP					2023 HIGHS: IP - 2.0, K - 4, BB - 2, H - 3, R - 5, ER - 5					RECENT APPEARANCES						
HEIGHT: 6'4"      WEIGHT: 185      B/T: L/L      AGE: 25 (1/31/1998 in New Waverly, TX)																
27 G		3-3		6/9 SV/SVO		43/15 K/BB		5.05 ERA								
OVERALL: 27 G, 3-3, 35.2 IP, 37 H, 20 ER, 6 HR, 43 K, 15 BB      JULY: 2 G, 1-1, 6.00 ERA, 3.0 IP, 4 H, 3 R, 2 ER, 4 K, 2 BB																
LAST 10 G: 3-2, 6.39 ERA, 12.2 IP, 16 H, 3 HR, 10 R, 9 ER, 14 K, 7 BB      VS SPR: 3 G, 0-2, 5.40 ERA, 3.1 IP, 4 H, 4 R, 2 ER, 5 K, 2 BB, HB																
<p>Named the D-backs MiLB.com Organization All-Star last season.</p> <p>Allowed no earned runs in 30 of his 40 appearances in 2022 and logged his season high 2.0 IP 11 separate times.</p> <p>From 5/14-8/26/2022 (34.2 IP), he held his opponent to 0 earned runs in 22 out of 26 straight appearances, allowing just seven (7) earned runs total (1.84 ERA) with his 61 punches across 39.0 innings in Hillsboro in 2022 being good for a 14.1 K/9.</p> <p>In his first 10 games this season, he wielded a 4.00 K:BB (16 K, 4 BB) and held his opponent scoreless seven times.</p>																
2023 SPLITS		VS. RHB: .277/.333/.511, 26 H, 5 HR, 5 2B, 3B, 15 RBI, 29 K, 7 BB HOME: 12 G, 2-2, 8.22 ERA, 15.1 IP, 17 H, 15 R, 14 ER, 6 HR, 21 K, 8 BB W/ RISP: .211/.250/.421, 8 H, HR, 3 2B, 3B, 15 RBI, 13 K, BB					VS. LHB: .224/.345/.367, 11 H, 4 2B, HR, 6 RBI, 14 K, 8 BB AWAY: 15 G, 1-1, 2.66 ERA, 20.1 IP, 6 ER, 20 H, 22 K, 7 BB					LAST WIN: 7/1/23 vs TUL LAST LOSS: 7/4/23 @ SPR LAST SAVE: 6/11/23 @ MID				
#20 JEFF BAIN - RHP					2023 HIGHS: IP - 6.0, K - 8, BB - 3, H - 9, R - 8, ER - 7					RECENT APPEARANCES						
HEIGHT: 6'4"      WEIGHT: 200      B/T: R/R      AGE: 27 (3/3/1996 in Montebello, CA)																
19 G (7 GS)		1-3		-/- SV/SVO		48/17 K/BB		7.16 ERA								
OVERALL: 19 G, 7 GS, 1-3, 7.16 ERA, 55.1 IP, 73 H, 53 R, 44 ER, 17 HR, 48 K, 17 BB      JULY: 1 GS, 0-0, 13.50 ERA, 2.2 IP, 7 H, 4 ER, 3 HR, 5 K, BB																
LAST 10 G: 7 GS, 1-2, 6.94 ERA, 35.0 IP, 48 H, 29 R, 27 ER, 11 HR, 31 K, 10 BB      VS SPR: 2 GS, 1-0, 2.45 ERA, 11.0 IP, 9 H, 4 R, 3 ER, HR, 5 K, 3 BB																
<p>Named the Midwest League Mid-Season All-Star in 2018 and the California League Mid-Season All-Star in 2019.</p> <p>Made his professional debut, finishing the season 3-1 with a 4.09 ERA in 14 relief appearances in 2017.</p> <p>Set a career-high with 13 strikeouts on 6/8 vs. Modesto and had eight (8) quality starts in 2019.</p> <p>Finished 3rd in the ARI farm system in wins (9) and T-3rd in games pitched (45) across 55 total games with Amarillo and Reno.</p>																
2023 SPLITS		VS. RHB: .295/.343/.541, 36 H, 10 2B, 3B, 6 HR, 17 RBI, 28 K, 8 BB HOME: 10 G (4 GS), 1-2, 7.04 ERA, 30.2 IP, 39 H, 26 R, 24 ER, 9 HR, 31 K, 10 BB W/ RISP: .304/.366/.696, 21 H, 3 2B, 8 HR, 40 RBI, 15 K, 6 BB					VS. LHB: .356/.425/.808, 37 H, 10 2B, 2 3B, 11 HR, 36 RBI, 20 K, 9 BB ROAD: 9 G (3 GS), 0-1, 7.30 ERA, 24.2 IP, 34 H, 27 R, 20 ER, 8 HR, 17 K, 7 BB					LAST WIN: 5/30/23 vs. SPR LAST LOSS: 6/16/23 vs. SA LAST SAVE: 6/25/22 @ CC				
#38 CONOR GRAMMES - RHP					2023 HIGHS: IP - 2.0, K - 3, BB - 4, H - 2, R - 3, ER - 2					RECENT APPEARANCES						
HEIGHT: 6'1"      WEIGHT: 200      B/T: R/R      AGE: 25 (7/13/1997 in McLean, VA)																
12 G		2-2		0/2 SV/SVO		18/15 K/BB		3.38 ERA								
OVERALL: 11 G, 2-2, 2 HLD, 14.2 IP, 11 H, 6 ER, HR, 17 K, 14 BB      JULY: 1 G, 0-0, 0.00 ERA, 1.1 IP, H, K, BB																
LAST 10 G: 0-2, 4.15 ERA, 2 HLD, 13.0 IP, 11 H, 6 ER, 15 K, 13 BB      VS. SPR: 3 G, 1-1, 2.45 ERA, 3.2 IP, 3 H, R, ER, 3 K, 5 BB																
<p>Selected by the Arizona Diamondbacks 5th round of the 2019 MLB draft out of Xavier University (Cincinnati, OH).</p> <p>In games where he logged at least 2.0 innings on the bump (6 G) in 2022, he also posted his most single-game strikeouts, encompassing both of his five (8/4 &amp; 8/13) and four K (8/9 &amp; 8/30) performances.</p> <p>Across a 12 game stretch, he logged at least two strikeouts in all but one relief appearances from 7/15-9/3/22 (19.0 IP), logging 36 total punch outs (17.1 K/9) across the stretch.</p>																
2023 SPLITS		VS. RHB: .143/.342/.214, 4 H, 2 2B, 3 RBI, 12 K, 8 BB, 38 PA HOME: 6 G, 1-2, 4.50 ERA, 8.0 IP, 7 H, 4 ER, 8 K, 10 BB W/ RISP: .095/.286/.095, 2 H, 4 RBI, 7 K, 6 BB, 28 PA					VS. LHB: .320/.469/.440, 8 H, HR, 4 RBI, 6 K, 7 BB, 32 PA AWAY: 6 G, 1-0, 2.25 ERA, 2 HLD, 8.0 IP, 5 H, HR, 10 K, 5 BB					LAST WIN: 6/1/23 vs. SPR LAST LOSS: 6/30/23 vs. TUL LAST SAVE: 5/21/23 @ EUG (A+)				
#35 JOSH GREEN - RHP					2023 HIGHS: IP - 3.0, K - 4, BB - 2, H - 3, R - 2, ER - 2					RECENT APPEARANCES						
HEIGHT: 6'3"      WEIGHT: 211      B/T: R/R      AGE: 27 (8/31/1995 in Baton Rouge, LA)																
20 G		1-0		4/4 SV/SVO		26/9 K/BB		2.12 ERA								
OVERALL: 19 G, 1-0, 28.2 IP, 18 H, 7 ER, 2 HR, 24 K, 7 BB      JULY: 2 G, 0-0, 0.00 ERA, SV, HLD, 2.0 IP, 2 H, 2 K, 2 BB																
LAST 10 G: 1-0, 4 SV, HLD, 0.00 ERA, 13.1 IP, 7 H, 12 K, 4 BB      VS. SPR: 2 G, 0-0, 0.00 ERA, HLD, 2.0 IP, 2 H, 3 K, 2 BB																
<p>Former NWL Mid-Season All-Star (2018), NWL Post-Season All-Star (2018), CAL Pitcher of the Week (6/30/2019) and Baseball America High Class A All-Star (2019).</p> <p>Began his professional career in Hillsboro and made his professional and A(Short) debut on 6/16/18 and tossed 1.0 innings and allowed one (1) ER on three (3) hits and a walk.</p> <p>Has an eight game stretch from June 3-29 without a run allowed...In 11.1 IP has allowed just six hits with 10 K and 2 BB.</p>																
2023 SPLITS		VS. RHB: .143/.214/.254, 9 H, 2 3B, HR, 8 RBI, 15 K, 6 BB HOME: 12 G, 0-0, 3.68 ERA, 14.2 IP, 11 H, 6 ER, 2 HR, 13 K, 3 BB W/ RISP: .130/.185/.217, 3 H, 3B, 7 RBI, 5 K, BB					VS. LHB: .244/.333/.366, 10 H, 2 2B, HR, 2 RBI, 11 K, 3 BB AWAY: 8 G, 1-0, 0.60 ERA, 15.0 IP, 8 H, R, ER, 13 K, 6 BB					LAST WIN: 6/7/23 @ MID LAST LOSS: 8/3/22 @ FRI LAST SAVE: 7/3/23 (2) vs. TUL				
#40 CHRISTIAN MONTES DE OCA - RHP					2023 HIGHS: IP - 2.1, K - 3, BB - 2, H - 5, R - 3, ER - 3					RECENT APPEARANCES						
HEIGHT: 6'4"      WEIGHT: 230      B/T: R/R      AGE: 23 (8/30/1999 in Santo Domingo, Dominican Republic)																
21 G		1-1		2/3 SV/SVO		24/15 K/BB		5.27 ERA								
OVERALL: 21 G, 1-1, 6 HLD, 27.1 IP, 22 H, 16 ER, 2 HR, 24 K, 15 BB      JULY: 1 G, 1-0, 4.50 ERA, 2.0 IP, 2 H, ER, HR, 3 K, BB																
LAST 10 G: 1-1, 4.97 ERA, 3 HLD, SV, 12.2 IP, 11 H, 7 ER, 9 K, 8 BB      VS. SPR: 2 G, 0-0, 7.71 ERA, HLD, 2.1 IP, 3 H, 2 ER, 2 K, 3 BB																
<p>Allowed runs in just two of his 10 games with Low-A Visalia to begin his professional career in 2022.</p> <p>Made his professional debut on 4/21/2022 vs. San Jose tossing two scoreless innings where he struck out five batters.</p> <p>Was a perfect 13-for-13 in save opportunities, tied for the most in the Diamondbacks farm system in 2022.</p> <p>By April's end, he earned a 1.02 WHIP and a .139 BAA (5-for-36) in seven relief appearances (10.2 IP).</p>																
2023 SPLITS		VS. RHB: .169/.229/.262, 11 H, HR, 2B, 3B, 6 RBI, 19 K, 4 BB HOME: 10 G, 1-0, 7.24 ERA, 13.2 IP, 15 H, 11 ER, HR, 13 K, 9 BB W/ RISP: .333/.417/.433, 10 H, 3 2B, 12 RBI, 11 K, 4 BB					VS. LHB: .324/.478/.559, 11 H, 5 2B, HR, 10 RBI, 5 K, 11 BB AWAY: 11 G, 0-1, 3.29 ERA, 13.2 IP, 7 H, 5 ER, HR, 11 K, 6 BB					LAST WIN: 7/3/23 (2) vs TUL LAST LOSS: 5/24/23 @ SA LAST SAVE: 5/21/23 @ FRI				
#21 GERALD OGANDO - RHP					2023 HIGHS: IP - 2.0, K - 2, BB - 3, H - 3, R - 1, ER - 1					RECENT APPEARANCES						
HEIGHT: 6'4"      WEIGHT: 218      B/T: R/R      AGE: 26 (7/3/1997 in Villa La Mata, Dominican Republic)																
2 G		0-0		-/- SV/SVO		3/4 K/BB		3.00 ERA								
OVERALL: 2 G, 3.0 IP, 3 H, ER, 3 K, 4 BB      JULY: 1 G, 0-0, 4.50 ERA, 2.0 IP, 3 H, ER, K, BB																
LAST 10 G: 2 G, 3.0 IP, 3 H, ER, 3 K, 4 BB      VS. SPR: --																
<p>Signed by the Arizona Diamondbacks as a minor league free agent on May 12, 2017 out of Santo Domingo, D.R.</p> <p>His 24 games so far in 2023 are already a career-high for appearances in his professional career.</p> <p>Between High-A Hillsboro and the Arizona Complex league in 2023, he carries a 3-1 record with a 4.06 ERA, converting on 2/3 SVO</p> <p>Tossed 15 scoreless appearances in his 21 games during the 2022 season over 30.2 IP...Went 3-1 with a 3.23 ERA</p>																
2023 SPLITS		VS. RHB: .375/.583/.500, 3 H, 2B, K, 4 BB HOME: 2 G, 0-0, 3.00 ERA, 3.0 IP, 3 H, 2B, 3 K, 4 BB W/ RISP: .333/.429/.333, 2 H, RBI, K, BB					VS. LHB: .000/.000/.000, 2 K ROAD: --					LAST WIN: 6/17/23 vs ACL SF (RK) LAST LOSS: 5/31/23 @ EVE (A+) LAST SAVE: 6/15/23 @ ACL LAD (RK)				

#41 MICHEL OTANEZ - RHP				2023 HIGHS: IP - 2.0, K - 3, BB - 3, H - 3, R - 2, ER - 2				RECENT APPEARANCES							
HEIGHT: 6'4"				WEIGHT: 218		B/T: R/R		AGE: 25 (7/3/1997 in Villa La Mata, Dominican Republic)							
12 G		1-1		0/2 SV/SVO		24/7 K/BB		3.95 ERA							
OVERALL: 12 G, 1-1, 3.95 ERA, 13.2 IP, 10 H, 6 ER, 2 HR, 24 K, 7 BB										JULY: 2 G, 0-0, 9.00 ERA, HLD, 2.0 IP, 2 H, 2 ER, 2 K, 2 BB					
LAST 10 G: 1-1, 5.06 ERA, 10.2 IP, 6 H, 6 ER, 2 HR, 20 K, 7 BB										VS. SPR: 1 G, 0-0, 0.00 ERA, 1.0 IP, K, BB					
 Entering his 6th professional season, having been in professional ball since his 2016 debut season in the Mets system.															
 During his debut season, he posted a 1-1 record with a 4.64 ERA across five starts in the Dominican Summer League.															
 This year marks the first year being apart of the D-backs organization, being signed as a minor league free agent on November 14, 2022.															
 Through his first five appearances this season, he posted a 3.00 ERA (2 ER, 6.0 IP) with a 5.5 K:BB (11 K, 2 BB).															
2023 SPLITS		VS. RHB: .171/.275/.286, 6 H, 2B, HR, RBI, 18 K, 4 BB HOME: 4 G, 0-0, 6.23 ERA, 4.1 IP, 6 H, HR, 3 ER, 7 K, 6 BB W/ RISP: .118/.211/.176, 2 H, 2B, 4 RBI, 9 K, BB						VS. LHB: .286/.444/.643, 4 H, 2 2B, HR, 5 RBI, 6 K, 3 BB AWAY: 8 G, 1-1, 2.89 ERA, 9.1 IP, 4 H, 3 ER, HR, 17 K, BB, BB						LAST WIN: 5/28/23 @ ELP (AAA) LAST LOSS: 5/25/23 @ SA LAST SAVE: 8/23/22 vs. WOR (AAA)	
#18 AUSTIN POPE - RHP				2023 HIGHS: IP - 2.1, K - 5, BB - 3, H - 4, R - 4, ER - 3				RECENT APPEARANCES							
HEIGHT: 6'3"				WEIGHT: 210		B/T: R/R		AGE: 23 (10/26/1998 in White Plains, NY)							
23 G		2-0		-/- SV/SVO		51/14 K/BB		3.13 ERA							
OVERALL: 23 G, 2-0, 3 HLD, 37.1 IP, 31 H, 14 R, 13 ER, 4 HR, 51 K, 14 BB										JULY: 1 G, 0-0, 6.75 ERA, 1.1 IP, 2 H, R, ER, HR, K					
LAST 10 G: 1-0, HLD, 2.12 ERA, 17.0 IP, 9 H, 4 R, 4 ER, 25 K, 6 BB										VS. SPR: 1 G, 0-0, 0.00 ERA, GF, 1.0 IP, 2 K					
 Former NWL Pitcher of the week (9/5/2021), which he earned while with High-A Hillsboro.															
 He will be spending his second season in the yellow city, logging 18 relief appearances with the SodDIES in 2022, and posting an 8.49 ERA (28 ER, 29.2 IP).															
 In his first 10 appearances this season, he punched out 20 and walked six batters (3.33 K:BB) and wielded a 3.52 ERA (6 ER, 15.1 IP).															
 In 15 appearances since 5/3, holds a 2.36 ERA over 26.2 IP, allowing seven earned runs on 19 hits with 38 K and 10 walks.															
2023 SPLITS		VS. RHB: .239/.304/.432, 21 H, 3 2B, 3B, 4 HR, 16 RBI, 34 K, 8 BB HOME: 12 G, 1-0, 3.06 ERA, 17.2 IP, 16 H, 6 ER, 2 HR, HBP, 24 K, 5 BB W/ RISP: .108/.229/.135, 4 H, 2B, 12 RBI, 15 K, 6 BB						VS. LHB: .208/.296/.292, 10 H, 2 2B, 3B, RBI, 17 K, 6 BB AWAY: 11 G, 1-0, 3.20 ERA, 19.2 IP, 7 ER, 15 H, 27 K, 9 BB						LAST WIN: 6/29/23 vs TUL LAST LOSS: 6/2/22 vs. MID LAST SAVE: 5/14/22 vs. SPO (A+)	
#25 MITCHELL STUMPO - RHP				2023 HIGHS: IP - 2.1, K - 4, BB - 3, H - 4, R - 3, ER - 3				RECENT APPEARANCES							
HEIGHT: 6'2"				WEIGHT: 205		B/T: R/R		AGE: 26 (6/17/1996 in Raleigh, NC)							
16 G		1-2		-/- SV/SVO		30/19 K/BB		6.98 ERA							
OVERALL: 16 G, 1-2, 2 HLD, 19.1 IP, 20 H, 18 R, 15 ER, 3 HR, 30 K, 19 BB										JULY: 2 G, 0-0, 3.38 ERA, 2.2 IP, H, ER, 6 K, 2 BB					
LAST 10 G: 1-1, HLD, 6.43 ERA, 14.0 IP, 15 H, 3 HR, 11 R, 10 ER, 20 K, 11 BB										VS. SPR: 2 G, 1-0, 2.45 ERA, 3.2 IP, 3 H, ER, 7 K, 2 BB					
 Signed by the Arizona Diamondbacks as a minor league free agent on 7/2/2019 out of Guilford College (Guilford, NC).															
 In his debut season from 8/8-8/30, appeared in seven straight games (9.0 IP) without allowing a run, conceding just two hits, a plunk and three walks while fanning 12 for a 12.0 K/9 and a 4.0 strikeout to walk ratio.															
 Last season with Triple-A Reno, he finished the season with a 1.34 WHIP and a 10.6 K/9 (51 K, 43.1 IP)															
2023 SPLITS		VS. RHB: .239/.345/.348, 11 H, HR, 2 2B, 9 RBI, 17 K, 7 BB HOME: 7 G, 1-0, 3.86 ERA, 9.1 IP, 6 H, 4 ER, HR, 15 K, 9 BB W/ RISP: .269/.447/.308, 7 H, 2B, 13 RBI, 11 K, 9 BB						VS. LHB: .300/.488/.567, 9 H, 3B, 2 HR, 8 RBI, 13 K, 12 BB AWAY: 9 G, 0-2, 9.90 ERA, 10.0 IP, 14 H, 14 R, 11 ER, 2 HR, 15 K, 10 BB						LAST WIN: 5/31/23 vs. SPR LAST LOSS: 6/23/23 @ CC LAST SAVE: 4/12/23 vs. SAC (AAA)	
#29 RAFFI VIZCAINO - RHP				2023 HIGHS: IP - 2.0, K - 6, BB - 3, H - 2, R - 3, ER - 3				RECENT APPEARANCES							
HEIGHT: 6'0"				WEIGHT: 237		B/T: R/R		AGE: 27 (12/2/1995 in Sabana Grande, Dominican Republic)							
7 G		0-1		1/2 SV/SVO		14/7 K/BB		11.37 ERA							
OVERALL: 7 G, 0-1, 6.1 IP, SV, 4 GF, 9 H, 10 R, 8 ER, 2 HR, 14 K, 7 BB										JULY: 2 G, 0-1, 135.00 ERA, 0.1 IP, 3 H, 5 R, 5 ER, HR, 2 BB					
LAST 10 G: 7 G, 0-1, 6.1 IP, SV, 4 GF, 9 H, 10 R, 8 ER, 2 HR, 14 K, 7 BB										VS. SPR: 1 G, 0-1, 54.00 ERA, 0/1 SVO, 0.1 IP, 2 H, 2 R, 2 ER, HR					
 Entering his ninth professional season after taking a one year hiatus for the 2022 campaign, professionally debuting back in 2013.															
 During his debut 2013 season, he posted a 3.80 ERA across 11 game starts (47.1 IP) while punching out 41 batters.															
 This season will be his first in the yellow city and the third season that he spends time at the Double-A level.															
 In his most recent season (2021), he logged a 5.40 ERA (24 ER, 40.0 IP) in 32 relief appearances (2 GS).															
2023 SPLITS		VS. RHB: .348/.423/.696, 8 H, 2 HR, 2 2B, 6 RBI, 12 K, 3 BB HOME: 4 G, 0-0, 13.50 ERA, 4.0 IP, 6 H, 8 R, 6 ER, HR, 10 K, 7 BB W/ RISP: .333/.455/.667, 3 H, HR, 4 RBI, 4 K, 2 BB						VS. LHB: .250/.625/.250, H, 2 K, 4 BB AWAY: 3 G, 0-1, 7.71 ERA, 2.1 IP, 3 H, 2 R, 2 ER, HR, 4 K						LAST WIN: 4/28/23 vs. SUG (AAA) LAST LOSS: 7/5/23 @ SPR LAST SAVE: 4/8 @ FRI	

**PITCHER STARTS:** Albright (15), Olivero (15), Patrick (15), Hill (14), Bain (7), Tineo (4), Jarvis (3), Solomon (3), Davies (1)

## TEAM PITCHING

## HOME VS. ROAD TEAM PITCHING

## PITCHING STREAKS

## CONSECUTIVE SCORELESS APPEARANCES

PLAYER	LENGTH (IP) - DATES	STREAK STATS	PLAYER	LENGTH - DATES	STREAK STATS
<b>Green</b>	<b>14.1 - 6/3-7/5</b>	<b>11 G, 8 H, 13 K, 4 BB</b>	<b>Green</b>	<b>11 G, 6/3-7/5</b>	<b>8 H, 13 K, 4 BB, 55 BF</b>
Saalfrank	12.1 - 5/4-5/30	9 G, 3 H, 18 K, 5 BB, HB	Backhus	9 G - 5/18-6/11	10 H, 14 K, 4 BB, HB
Patrick	11.1 - 5/21-6/3	3 GS, 3 H, 12 K, 4 BB	Saalfrank	8 G - 5/7-5/30	3 H, 17 K, 5 BB, HB
Backhus	10.2 - 5/18-6/11	9 G, 10 H, 14 K, 4 BB, HB	Pope	6 G - 5/26 - 6/16	4 H, 11 K, 35 BF
Pope	10.1 - 5/26-6/20	7 G, 4 H, 13 K, 2 BB, HB	Backhus	6 G - 4/15-5/3	2 H, 2 BB, 9 K
Backhus	9.1 - 4/12-5/6	8 G, 4 H, 12 K, 2 BB	Rice	4 G, 6/3-15	H, 3 K, 2 BB, HB
Hill	7.1 - 4/8-4/15	2 GS, 6 H, 9 K, 4 BB, HBP	<b>Grammes</b>	<b>3 G, 6/28-7/5</b>	<b>2 H, 4 K, 3 BB</b>
Goddard	6.0 - 4/26-5/9	4 G, 8 K, H	Montes De Oca	3 G, 6/8-30	2 K, 2 BB
Workman	5.2 - 5/4-5/17	4 G, 4 H, 8 K, BB	Otanez	3 G, 6/21-29	7 K, 3 BB
Jarvis	5.1 - 4/13-4/19	2 GS, 9 K, 4 BB	Pope	3 G, 5/10-19	6 H, 6 K, BB
Albright	5.0 - 5/2	1 GS, H, 7 K, 2 BB	Rice	3 G, 5/14-19	0 H, 4 K, 0 BB 1 SV
Montes De Oca	5.0, 6/8-30	3 G, 2 K, 2 BB	Rice	3 G - 4/20-27	BB, 3 K
Hill	4.2 - 6/24	1 GS, H, K, 3 BB	Grammes	2 G, 6/8-11	2 H, 4 K, 2 BB
Hill	4.2 - 6/7	1 GS, 3 H, 5 K, 2 BB, HB	Saalfrank	2 G, 6/7-10	0 H, 3 K, 2 BB

## EJECTIONS

PLAYER/COACH	DATE/LOCATION	UMPIRE	REASON
Shawn Roof	4/30, HODGETOWN vs. FRI	HP Jarrod Moehlmann	Arguing call
Shawn Roof	5/20, Riders Field @ FRI	3B Steven Rios Jr.	Arguing call
Shawn Roof	6/9, Momentum Bank Ballpark @ MID	3B Sean Sparling	Checked swing
Jamison Hill	6/18, HODGETOWN vs SA	1B Steven Rios Jr.	Words
Shawn Roof	6/18, HODGETOWN, vs SA	HP Malcom Smith	Arguing call
Juan Centeno	6/30, HODGETOWN, vs TUL	HP Jarrod Moehlmann	Arguing call

## AWARDS

PLAYER/COACH	AWARD	DATES	STATS
Bryce Jarvis	TEX Pitcher of the Week	4/17-4/23/2023	W, 5.0 IP, 0 H, 8 K, 4 BB
Ryan Bliss	Texas League Player of the Month	April	.410 AVG (34-for-83), 2 HR, 14 RBI, 17 R, 18 G
Chad Patrick	TEX Pitcher of the Week	5/22-5/28/2023	W, 7.0 IP, 2 H, 6 K, 2 BB
Ryan Bliss	Texas League Player of the Month	May	.361 AVG (35-for-97), 5 HR, 13 RBI, 21 R, 23 G
Andrew Saalfrank	Amarillo Player of the Month	May	9 C, 1-0, 1.42 ERA, 12.2 IP
Ryan Bliss	Amarillo Player of the Month	May	.361 AVG (35-for-97), 5 HR, 13 RBI, 21 R, 23 G
Caleb Roberts	TEX Player of the Week	6/28-7/2	.438 (7-for-16) 3 HR, 2 2B, 4 RBI, 3 BB, 1.675 OPS

## 2023 MILESTONES ON THE HORIZON

NAME	MILESTONE	TO MEET
Jonathan Guzman	500 Career Hits, 2000 Career At-Bats	63, 33
Austin Pope	250 Career Strikeouts	5
Kyle Backhus	150 Career Strikeouts	6
Hugh Fisher	100 Career Strikeouts	14

## 2023 MILESTONES REACHED

NAME	MILESTONE	DATE
Luke Albright	150 Career IP	4/7 @ FRI
Ryan Bliss	150 Career Hits	4/14 vs. CC
A.J. Vukovich	150 Career RBI	4/16 vs. CC
Tim Tawa	150 Career Hits	4/16 vs. CC
A.J. Vukovich	150 Career RBI	4/16 vs. CC
Andrew Saalfrank	100 Career Strikeouts	4/20 @ NWA
Jamison Hill	150 Career Strikeouts	4/21 @ NWA
Austin Pope	200 Career Strikeouts	4/21 @ NWA
Austin Pope	200 Career IP	6/24 @ CC
Devison De Los Santos	150 Career RBI	4/26 vs. FRI
Jackson Goddard	150 Career Strikeouts	4/28 vs. FRI
Deyni Olivero	400 Career IP	4/29 vs. FRI
Tristin English	250 Career Hits	4/29 vs. FRI
Adrian Del Castillo	100 Career Hits	4/30 vs. FRI
A.J. Vukovich	250 Career Hits	5/4 @ CC
Michel Otanez	250 Career Strikeouts	5/17 @ FRI
Ryan Bliss	200 Career Hits	5/28 @ SA
Ryan Bliss	100 Career RBI	6/17 vs SA
Kyle Backhus	100 Career IP	6/1 vs. SPR
Deyni Olivero	300 Career Strikeouts	6/3 (2) vs. SPR
Jordan Lawlar	150 Career Hits	6/3 (1) vs. SPR
Josh Green	250 Career Strikeouts	6/14 vs SA
Jeff Bain	500 Career Strikeouts	7/3 (2) vs TUL

## SOD POODLES vs. LEAGUE IN 2023 (REGULAR SEASON)

NORTH DIVISION	OVERALL	HOME	AWAY	SOUTH DIVISION	OVERALL	HOME	AWAY
Arkansas	0-0	0-0	0-0	Corpus Christi	8-10	3-3	5-7
NW Arkansas	3-3	0-0	3-3	Frisco	7-8	3-3	4-5
Springfield	4-4	4-2	0-2	Midland	8-4	2-4	6-0
Tulsa	5-1	5-1	0-0	San Antonio	4-8	2-4	2-4
Wichita	0-0	0-0	0-0	---			

## SOD POODLES vs. LEAGUE ALL-TIME (REGULAR SEASON)

NORTH DIVISION	OVERALL	HOME	AWAY	SOUTH DIVISION	OVERALL	HOME	AWAY
Arkansas	11-14	6-6	5-8	Corpus Christi	49-47	23-17	26-30
NW Arkansas	18-14	8-5	10-9	Frisco	44-48	25-25	19-23
Springfield	17-16	10-8	7-8	Midland	53-40	26-23	27-17
Tulsa	22-22	13-12	9-10	San Antonio	27-29	12-12	15-17
Wichita	10-8	3-3	7-5	---			



## SOD POODLES OFFENSE

**Most Runs, Game:** 15 (7/3 (2) vs TUL)  
**Most Runs, Inning:** 7 (5x: Last: 6/29 vs. TUL, 1st inning)  
**Most Hits, Game (Team):** 18 (3x: Last: 6/8 @ MID)  
**Most Hits, Game (Indiv.):** 4 (3x: Last: Beer, 6/8 @ MID)  
**Fewest Hits, Game:** 2 (3x: Last: 5/18 @ FRI)  
**Most Hits, Inning:** 8 (5/5 @ CC, 3rd inning)  
**Most HRs, Game (Team):** 5 (2x, Last: 7/3 (1) vs TUL)  
**Most HRs, Game (Indiv.):** 3 (Vukovich, 7/3 (1) vs TUL)  
**Most HR, Inning (Team):** 3 (2x, Last: 7/1 vs TUL, 6th inning)  
**Most SBs, Game (Team.):** 9 (7/1 vs. TUL)  
**Most SBs, Game (Indiv.):** 3 (3x, Last: Bliss, 7/3 (1) vs TUL)  
**Grand Slams:** 2 (Last: Roberts, 7/3 (2) vs. TUL)  
**Most Runners LOB, Team:** 14 (2x, Last: 7/4 @ SPR)  
**Most Runs Combined (Two Teams):** 23 (4x: Last: 6/10 @ MID)  
**Most Hits Combined (Two Teams):** 33 (4/12 vs. CC)  
**Most Home Runs During Series (Two Teams):** 31 (6/28-7/3 vs. TUL)  
**Most Runs To Overcome Deficit:** 10 (4/26 vs. FRI)

## SOD POODLES DEFENSE

**Most Errors, Team:** 4 (2x: Last: 5/23 @ SA)  
**Most Errors, Individual:** 2 (Lawlar, 5/23 @ SA)  
**Most Double Plays:** 3 (4/12 vs. CC)

## SOD POODLES PITCHING

**Most Ks, Team (9 innings):** 14 (5/19 @ FRI)  
**Most Ks, Team (extra innings):** 16 (6/30 vs TUL (13)  
**Most Walks, Team:** 11 (2x: Last: 5/26 @ SA)  
**Shutouts:** 4 (Last: 6/7 @ MID)  
**Complete Games (9 IP):** --  
**Complete Games (7 IP):** --  
**Complete Game Shutout, Individual:** --  
**Complete Game Shutout (9.0 IP) Individual:** --  
**Longest Start:** 7.0 IP (2x, Last: Hill, 6/24 @ CC)  
**Longest Relief Appearance:** 3.1 IP (2x: Last: Workman, 4/26 vs. FRI)  
**Most Ks, Individual:** 8 (6x: Last: Albright, 6/30 vs TUL)  
**Most Walks, Individual:** 6 (2x: Last: Olivero, 5/23 @ SA)

## OPPONENTS OFFENSE

**Most Runs, Game:** 16 (2x: Last: 5/11 vs. MID)  
**Most Runs, Inning:** 8 (2x: Last: 5/17 @ FRI, 5th inning)  
**Most Hits, Game (Team):** 19 (5/11 vs. MID)  
**Most Hits, Game (Indiv.):** 5 (2x: Last: Calabuig, 5/11 vs. MID)  
**Fewest Hits, Game:** 2 (3x: Last: 5/27 @ SA)  
**Most Hits, Inning:** 7 (2x, Last: 6/20 @ CC)  
**Most HRs, Game (Team):** 5 (2x, Last: 7/3 (2) vs. TUL)  
**Most HRs, Game (Indiv.):** 3 (Rave, 4/18 @ NWA)  
**Most SBs, Game (Indiv.):** 3 (Acuña, 4/30 vs. FRI)  
**Grand Slams Against:** 5 (Last: Hicks, 5/20 @ FRI)  
**Most Runners LOB, Team:** 14 (5/26 @ SA)  
**Most Runs To Overcome Deficit:** 6 (5/20 @ FRI)

## OPPONENTS PITCHING

**Most Ks Team (9 innings):** 17 (6/14 vs SA)  
**Most Ks, Team (extra innings):** 15 (6/30 vs TUL)  
**Most Walks, Team:** 12 (6/20 @ CC)  
**Most Ks, Individual:** 10 (Leiter, 5/17 @ FRI)  
**Most Walks, Individual:** 5 (2x, Last: Kouba, 6/20 @ CC)

## OPPONENTS DEFENSE

**Most Errors, Team:** 3 (5x, Last: 7/4 @ SPR)  
**Most Errors, Individual:** 3 (Whitcomb, 4/12 vs. CC)  
**Most Double Plays:** 3 (6/8 @ MID)

## MISCELLANEOUS

**Longest Home Game Time (9 innings):** 3:36 (6/15 vs. SA)  
**Shortest Home Game Time (9 innings):** 2:11 (5/30 vs. SPR)  
**Longest Road Game Time (9 innings):** 3:13 (5/5 @ CC)  
**Shortest Road Game Time (9 innings):** 2:05 (5/2 @ CC)  
**Longest Game Time (7 innings):** 2:32 (5/14 (2) vs. MID)  
**Shortest Game Time (7 innings):** 1:39 (6/3 (2) vs. SPR)  
**Longest Extra-Inning Game:** 3:42 (6/30 vs TUL)  
**Longest Game (Innings):** 13 (6/30 vs TUL)  
**Longest Game Delay (Home):** 0:40, 5/31 vs. SPR (rain)  
**Longest Game Delay (Road):** 1:53, 5/19 @ FRI (rain)  
**Highest Attendance (Home):** 7,588 (7/3 vs. TUL)  
**Highest Attendance (Road):** 10,019 (5/16 @ FRI)  
**Lowest Attendance (Home):** 3,231 (4/25 vs. FRI)  
**Lowest Attendance (Road):** 2,190 (6/11 @ MID)

# LAST TIME IT HAPPENED - 2023

## SOD POODLES (INDIVIDUAL)

**Perfect Game:**  
**No-Hitter (Individual):**  
**No-Hitter (Combined):**  
**No-Hitter (7-Inning):**  
**1-Hitter (Individual):**  
**1-Hitter (Combined):**  
**2-Hitter (Individual):**  
**2-Hitter (Combined):** 3x: Last: 5/27 @ SA, Patrick/Saalfrank  
**3-Hitter (Combined):** 6x: Last: 6/11 @ MID, Albright/Montes De Oca, Grammes/Backhus  
**3-Hitter (Individual):**  
**Complete Game Shutout (9 Inning):**  
**Complete Game Shutout (7 Inning):**  
**10 or more strikeouts (P):**  
**Four (4) Hits:** 3x, Last: Seth Beer (6/8 @ MID)  
**Five (5) Hits:**  
**Six (6) Hits:**  
**Three (3) Doubles:**  
**Four (4) Doubles:**  
**Two (2) Triples:**  
**Two HR Game:** 2x, Last: Tawa (6/29 vs TUL)  
**Three HR Game:** Vukovich (7/3 (1) vs TUL)  
**Grand Slam (Home):** 2x, Last: Roberts (7/3 (2) vs. TUL)  
**Grand Slam (Road):**  
**Inside-The-Park HR:** Lawlar (7/3 (1) vs TUL)  
**Back-To-Back HRs:** 5x: Last: Lawlar/Vukovich (7/3 (1) vs. TUL)  
**Back-To-Back-To-Back HRs:**  
**HR, Both Sides of the Plate:**  
**Hitting for the Cycle:**

**HR in 2 straight games:** 13x: Last: Roberts (6/30-7/1 vs TUL)  
**HR in 3 straight games:**  
**HR in 4 straight games:** Roberts (6/30-7/3 vs TUL)  
**Triple in 2 straight games:**  
**Five (5) RBI:** Tawa (6/29 vs TUL)  
**Seven (7) RBI:** Vukovich (7/3 (1) vs TUL)  
**Three Runs:** 14x: Last: Tawa (7/3 (2) vs TUL)  
**Four Runs:** 4x, Last: Vukovich (7/3 (1) vs TUL)  
**Five Runs:**  
**Two Stolen Bases:** 10x: Last: Lawlar (7/3 (1) vs TUL)  
**Three Stolen Bases:** 3x, Last: Bliss (7/3 (1) vs TUL)  
**Four Stolen Bases:**  
**Steal of home (straight):**  
**Steal of home (double steal):** 2x, Last: Bliss/Lawlar, 6/22 @ CC  
**Four (4) Walks:** Roberts (5/31 vs. SPR)  
**Five (5) Walks:**  
**10 Total Bases in a game:** Vukovich (12, 7/3 (1) vs TUL)

## SOD POODLES TEAM

**20 Runs, Game:**  
**20 Hits, Game:**  
**10+ Runs, Inning:**  
**Back-to-back 15-hit games:**  
**Everyone in order gets a hit:** 7x: Last: 7/3 (1) vs TUL  
**Everyone in order scores a run:** 5/5 @ CC  
**Only player in order to get a hit:**  
**15+ Strikeouts, Game (Batting):** 2x, Last: 6/30 vs TUL (15)  
**Triple Play:**  
**Winning Streak:** 7 (6/6-6/13)  
**Losing Streak:** 4 (2x: Last: 5/23-5/26)



# HIGHS & LOWS - ALL TIME



## SOD POODLES OFFENSE

**Most Runs, Game:** 20 (9/11/21 vs. TUL)  
**Most Runs, Inning:** 11 (6/11/22 vs. FRI, 8th inning)  
**Most Hits, Game:** 24 (9/11/21 vs. TUL)  
**Most Hits, Game (Indiv.):** 5 (3x: Last: Barrosa, 7/22 @ MID)  
**Fewest Hits, Game:** 0 (5/26/22 @ ARK)  
**Most HRs, Game (Team):** 7, (6/5/21 @ FRI)  
**Most HRs, Game (Indiv.):** 3, 2x, Last: Vukovich (7/3/23 (1) vs TUL)  
**Grand Slams:** 13 (Last: Roberts, 7/3 (2) vs. TUL, 5th inning)  
**Most SBs, Game (Team.):** 9 (7/1/23 vs. TUL)  
**Most SBs, Game (Indiv.):** 3 (8x: Last: Bliss, 7/3/23 (1) vs. TUL)  
**Most Runners LOB, Team:** 14 (5x: Last: 7/4/23 @ SPR)  
**Most Runs Combined (Two Teams):** 33 (4/12/23 vs. CC)  
**Most Hits Combined (Two Teams):** 37 (2x: Last: 4/23/22 vs SA)  
**Most Home Runs During Series (Two Teams):** 34 (9/7-12/21 vs. TUL)  
**Most Runs To Overcome Deficit:** 10 (4/26/23 vs. FRI)

## SOD POODLES DEFENSE

**Most Errors, Team:** 5 (6/19/21 vs. MID)  
**Most Errors, Individual:** 2 (26x: Last: Lawlar, 5/23/23 @ SA)  
**Most Ground Into Double Plays:** 4 (2x: Last: 9/17/21 vs. FRI)

## SOD POODLES PITCHING

**Most Ks, Team (9 innings):** 17 (2x: Last: 5/9/21 @ TUL)  
**Most Ks, Team (extra innings):** 19 (5/11/19 @ CC)  
**Most Walks, Team:** 12 (8/27/22 @ CC)  
**Shutout:** 24x: Last: 6/7/23 @ MID  
**Last Complete Game (9 IP):** --  
**Last Complete Game (7 IP):** Nelson (G1, 9/1/21 @ SA)  
**Last Complete Game (5 IP):** Walston (7/29/22 vs. CC)  
**Last Complete Game Shutout:** Frias (8/1/21 vs. SA (7))  
**Longest Start:** 8.0 IP (Cecconi, 6/8/22 vs FRI)  
**Longest Relief Appearance:** 3.1 IP (4x, last: Workman, 4/26 vs FRI)  
**Most Ks, Individual:** 12 (4x: Last: Pfaadt: 6/23/22 @ CC)  
**Most Walks, Individual:** 7 (Nelson, 7/6/21 @ SA)



# LAST TIME IT HAPPENED - ALL TIME

## SOD POODLES (INDIVIDUAL)

**Perfect Game:**  
**No-Hitter (Individual):**  
**No-Hitter (Combined):**  
**No-Hitter (7-Inning):** 2x: Tabor, 7/11/21 @ SA; Frias, 8/1/21 vs. SA  
**1-Hitter (Individual):** 7/29/22 (Walston, 5-inning game)  
**1-Hitter (Combined):** 2x: Last: 4/16/22 (Jarvis, Weiss - 7 inning game)  
**2-Hitter (Individual):**  
**2-Hitter (Combined):** 5x: Last: 5/27/23 @ SA, Albright/Saalfrank  
**3-Hitter (Combined):** 21x: Last: 6/11/23 @ MID, Albright/Montes De Oca/Garrrmes/Backhus  
**3-Hitter (Individual):**  
**Complete Game Shutout (9 Inning):**  
**Complete Game Shutout (7 Inning):** 2x: Tabor, 7/11/21 @ SA; Frias, 8/1/21 vs. SA  
**10 or more strikeouts:** 14x, Last: Walston (7/29/22 vs. CC)  
**Four (4) Hits:** 31x: Last: Beer (6/8/23 @ MID)  
**Five (5) Hits:** 3x: Last: Ceden0 (8/18/22 @ MID)  
**Six (6) Hits:**  
**Three (3) Doubles:** 3x: Last: Carroll, (4/23/22 vs SA)  
**Four (4) Doubles:**  
**Two (2) Triples:**  
**Two HR Game:** 31x: Last: Tawa (6/29/23 vs. TUL)  
**Three HR Game:** 2x, Last: Roberts, 7/3/23 (2) vs TUL)  
**Grand Slam (Home):** 11x: Last: Roberts, 7/3/23 (2) vs. TUL)  
**Grand Slam (Road):** 2x: Last: De La Cruz, 6/5/21 @ FRI  
**Inside-The-Park HR:** 5x: Last: Vukovich (7/3/23 (1) vs TUL)  
**Back-To-Back HRs:** 21x: Last: Lawlar/Vukovich (7/3/23 (1) vs. TUL)  
**Back-To-Back-To-Back HRs:**  
**B-2-B-2-B-2-B HRs:** 9/11/21 vs. TUL - Garrett/Kennedy/Fletcher/Canzone (3rd inning)  
**HR, Both Sides of the Plate:** 3x: Last: Stankiewicz (7/15/22 vs SA)  
**Hitting for the Cycle:**

## OPPONENTS OFFENSE

**Most Runs, Game:** 21 (2x: Last: 9/2/22 vs. FRI)  
**Most Runs, Inning:** 11 (9/2/22 vs. FRI, 5th inning)  
**Most Hits, Game (Team):** 23 (9/2/22 vs. FRI)  
**Most Hits, Game (Indiv.):** 6 (Guldberg, 4/10/22 vs MID)  
**Fewest Hits, Game:** 0 (2x: Last: 8/1/21 vs. SA - Frias no-hitter)  
**Most HRs, Game (Team):** 9 (Last: 5/17/22 vs. TUL)  
**Most HRs, Game (Indiv.):** 4 (Chandler Redmond, 8/10/22 vs SPR)  
**Most SBs, Game (Indiv.):** 3 (Acuña, 4/30/23 vs. FRI)  
**Grand Slams:** 23 (Last: Hicks, 5/20/23 @ FRI, off Hill, 5th inning)  
**Most Runners LOB, Team:** 16 (4/10/22 vs. MID)  
**Most Runs To Overcome Deficit:** 10 (7/18/21 @ MID)

## OPPONENTS PITCHING

**Most Ks Team (9 innings):** 17 (3x: Last: 6/14/23 vs SA)  
**Most Ks, Team (extra innings):** 19 (5/11/19 @ CC, 10)  
**Most Walks, Team:** 12 (6/20 @ CC)  
**Shutout:** 21x: Last: 4/22/23 @ NWA  
**Last Complete Game:** Jones (5/26/22 (2) @ ARK)  
**Last Complete Game Shutout (7 IP):** Jones (5/26/22 (2) @ ARK)  
**Most Ks, Individual:** 14 (Dustin May, 6/22/19 @ TUL)  
**Most Walks, Individual:** 7 (Robaina, 7/31/22 vs. CC)

## OPPONENTS DEFENSE

**Most Errors, Team:** 4 (5x: Last: 7/22/22 @ MID)  
**Most Errors, Individual:** 3 (3x: Last: Whitcomb, 4/12/23 vs. CC)  
**Most Ground Into Double Plays:** 4 (2x: Last: 9/14/22 @ SA)

## MISCELLANEOUS

**Longest Home Game Time (9 innings):** 4:08 (9/11/21 vs. TUL)  
**Shortest Home Game Time (9 innings):** 2:01 (6/8/22 vs FRI)  
**Longest Road Game Time (9 innings):** 3:34 (7/29/19 @ NWA)  
**Shortest Road Game Time (9 innings):** 1:50 (8/21/22 @ MID)  
**Longest Game Time (7 innings):** 2:36 (9/1/21 @ SA)  
**Shortest Game Time (7 innings):** 1:29 (5/26/22 (2) @ ARK)  
**Longest Extra-Inning Game:** 4:08 (4/22/22 vs. SA, 11)  
**Longest Game (Innings):** 13 (6/30/23 vs TUL)  
**Longest Game Delay (Home):** 3:15 (5/18/21 vs. MID)  
**Longest Game Delay (Road):** 1:53 (5/19/23 @ FRI)  
**Highest Attendance (Home):** 7,588 (7/3/23 vs. TUL)  
**Highest Attendance (Road):** 10,366 (5/18/19 @ FRI)  
**Lowest Attendance (Home):** 3,851 (6/1/22 vs. MID)  
**Lowest Attendance (Road):** 1,906 (8/17/22 @ MID)  
**Largest Margin of Victory:** 15 (19-4, 6/9/21 vs. CC)  
**Largest Margin of Defeat:** 19 (21-2, 9/2/22 vs. FRI)

## SOD POODLES TEAM

**20 Runs, Game:** 20, 9/11/21 vs. TUL  
**20 Hits, Game:** 5x: Last: 20, 8/18/22 @ MID  
**10+ Runs, Inning:** 2x: Last: 6/11/22 vs. FRI (11, 8th inning)  
**Back-to-back 15-hit games:** 2x: Last: 4/22-4/23/22 vs. SA  
**Everyone in order gets a hit:** 33x: Last: 7/3/23 (1) vs. TUL  
**Everyone in order gets multiple-hits:** 5/8/22 vs. MID  
**Everyone in order scores a run:** 7x: Last: 5/5/23 @ CC  
**Only player in order to get a hit:** 4x: Last: Diaz, G1, 9/1/21 @ SA  
**15+ Strikeouts, Game (Batting):** 18x: Last: 6/30/23 vs TUL (15)  
**Triple Play:**  
**Winning Streak:** 7 (6/6-13/23)  
**Losing Streak:** 7 (7/30-8/6/22)

[illegible][illegible][illegible]

Game	Date	Opponent	W/L	Winning Pitcher	Losing Pitcher	Save	Record	Standing	Attendance	TOG
1	4/6	@ FRI	L, 12-4	Anderson, G (1-0)	Jarvis, B (0-1)	-	0-1	T-2nd (-1.0)	8,320	2:28
2	4/7	@ FRI	W, 3-1	Albright, L (1-0)	Krauth, N (0-1)	Backhus, K (1)	1-1	T-1st (+0.5)	8,655	2:16
3	4/8	@ FRI	W, 5-3	Rice, J (1-0)	Starr, N (0-1)	Vizcaino, R (1)	2-1	T-1st (+1.0)	9,030	2:57
4/9-10		OFF								
4	4/11	CC	L, 5-4	Melendez, J (1-0)	Patrick, C (0-1)	Macuare, A (1)	2-2	T-2nd (-1.0)	5,452	2:26
5	4/12	CC	W, 13-10	Mantiply, J (1-0)	Robaina, J (0-1)	-	3-2	T-1st (+1.0)	4,093	3:16
6	4/13	CC	W, 5-2	Jarvis, B (1-1)	Cobos, F (0-1)	Montes De Oca, C (1)	4-2	1st (+1.0)	4,547	2:39
7	4/14	CC	L, 13-10	Sprinkle, J (1-0)	Albright, L (1-1)	-	4-3	T-1st (+1.0)	6,417	2:54
8	4/15	CC	W, 5-3	Mantiply, J (2-0)	Gordon, C (0-2)	Backhus, K (2)	5-3	1st (+1.0)	6,146	2:28
9	4/16	CC	L, 11-5	Melendez, J (2-0)	Patrick, C (0-2)	-	5-4	T-1st (+1.0)	5,187	2:54
4/17		OFF								
10	4/18	@ NWA	L, 16-6	Del Rosario, Y (1-0)	Olivero, D (0-1)	-	5-5	T-1st (+1.0)	2,399	2:40
11	4/19	@ NWA	W, 5-0	Jarvis, B (2-1)	Veneziano, A (1-1)	-	6-5	T-1st (+1.0)	2,792	2:29
12	4/20	@ NWA	W, 3-2 (10)	Otanez, M (1-0)	Biasi, D (1-1)	Rice, J (1)	7-5	1st (+0.5)	3,751	3:08
13	4/21	@ NWA	L, 5-0	Hoffmann, A (2-1)	Hill, J (0-1)	-	7-6	T-1st (+1.0)	4,690	2:26
14	4/22	@ NWA	L, 5-0	Marsh, A (1-0)	Patrick, C (0-3)	-	7-7	T-1st (+3.0)	4,856	2:14
15	4/23	@ NWA	W, 6-2	Saalfrank, A (1-0)	Way, B (0-2)	-	8-7	T-1st (+0.5)	4,640	2:48
4/24		OFF								
16	4/25	FRI	W, 9-7	Rice, J (2-0)	Starr, N (1-2)	Backhus, K (3)	9-7	T-1st (+1.0)	3,231	2:34
17	4/26	FRI	W, 12-11 (10)	Workman, B (1-0)	Church, M (0-1)	-	10-7	1st (+1.0)	3,275	3:24
18	4/27	FRI	L, 5-1	Roby, T (1-2)	Bain, J (0-1)	-	10-8	1st (+0.5)	6,239	2:38
19	4/28	FRI	L, 12-6	Speas, A (1-0)	Patrick, C (0-4)	-	10-9	2nd (-0.5)	4,393	2:55
20	4/29	FRI	W, 11-4	Olivero, D (1-1)	Leiter, J (0-2)	-	11-9	1st (+0.5)	5,928	2:38
21	4/30	FRI	L, 12-7	Church, M (1-1)	Tineo, M (0-1)	-	11-10	T-1st (+0.5)	5,125	2:53
5/1		OFF								
22	5/2	@ CC	L, 3-1	Robaina, J (1-2)	Fisher, H (0-1)	-	11-11	T-2nd (-1.0)	2,774	2:05
23	5/3	@ CC	W, 3-0	Pope, A (1-0)	Kouba, R (1-1)	Backhus, K (4)	12-11	T-1st (+1.5)	2,401	2:15
24	5/4	@ CC	L, 6-1	Gordon, C (2-2)	Patrcik, C (0-5)	-	12-12	T-2nd (-1.0)	3,678	2:11
25	5/5	@ CC	W, 12-8	Goddard, J (1-0)	Plumlee, P (0-1)	-	13-12	T-1st (+2.5)	4,651	3:13
26	5/6	@ CC	L, 12-7	VanWey, L (1-0)	Tineo, M (0-2)	-	13-13	T-2nd (-1.0)	4,327	2:49
27	5/7	@ CC	L, 5-4	Arrighetti, S (2-2)	Albright, L (1-2)	McDonald, C (1)	13-14	T-2nd (-2.0)	4,726	2:28
5/8		OFF								
28	5/9	MID	L, 11-9	Supak, T (2-0)	Hill, J (0-2)	-	13-15	2nd (-3.0)	6,284	2:47
29	5/10	MID	W, 6-3	Saalfrank, A (2-0)	Salinas, R (1-2)	-	14-15	2nd (-2.0)	4,495	2:20
30	5/11	MID	L, 16-6	Pérez, F (1-0)	Olivero, D (1-2)	-	14-16	2nd (-3.0)	5,363	2:56
31	5/12	MID	L, 6-1	Cushing J (1-0)	Tineo, M (0-3)	-	14-17	3rd (-4.0)	7,165	2:27
	5/13	MID	PPD							
32	5/14(1)	MID	W, 10-1	Albright, L (2-2)	Ginn, J (0-2)	-	15-17	-	0	1:40
33	5/14(2)	MID	L, 13-1	Tomioka, S (1-0)	Hill, J (0-3)	-	15-18	3rd (-4.0)	4,621	2:32
5/15		OFF								
34	5/16	@ FRI	L, 3-2	Church, M (2-2)	Goddard, J (1-1)	Starr, N (1)	15-19	3rd (-4.0)	10,019	2:30
35	5/17	@ FRI	L, 10-4	Leiter, J (2-2)	Olivero, D (1-3)	-	15-20	T-4th (-4.0)	2,890	2:27
36	5/18	@ FRI	L, 7-1	Garcia, R (1-3)	Bain, J (0-2)	-	15-21	5th (-4.0)	3,480	2:13
37	5/19	@ FRI	W, 2-1	Albright, L (3-2)	White, O (1-1)	Rice, J (2)	16-21	T-4th (-4.0)	5,943	2:24 (1:53)
38	5/20	@ FRI	L, 8-7 (10)	Kelly, A (2-0)	Stumpo, M (0-1)	-	16-22	T-4th (-5.0)	7,070	3:26
39	5/21	@ FRI	W, 3-1	Patrick, C (1-5)	Church, M (2-3)	Montes De Oca, C (2)	17-22	T-4th (-5.0)	6,306	2:32
5/22		OFF								
40	5/23	@ SA	L, 14-4	Bachar, L (2-0)	Olivero, D (1-4)	-	17-23	5th (-5.0)	5,054	2:48
41	5/24	@ SA	L, 4-3	Hernandez, N (3-1)	Montes De Oca, C (0-1)	-	17-24	5th (-5.0)	4,990	2:35
42	5/25	@ SA	L, 5-4	Kopps, K (3-0)	Otanez, M (1-1)	Jacob, A (1)	17-25	5th (-6.0)	3,549	2:35
43	5/26	@ SA	L, 8-2	Wolf, J (3-5)	Hill, J (0-4)	-	17-26	5th (-7.0)	4,124	2:57
44	5/27	@ SA	W, 1-0	Patrick, C (2-5)	Snider, D (0-3)	Saalfrank, A (1)	18-26	5th (-6.0)	4,828	2:30
45	5/28	@ SA	W, 9-3	Grammes, C (1-0)	Henry, H (1-2)	-	19-26	5th (-5.0)	3,530	2:46
5/29		OFF								
46	5/30	SPR	W, 7-1	Bain, J (1-2)	Gragg, L (0-3)	-	20-26	5th (-4.0)	4,179	2:11
47	5/31	SPR	W, 13-8	Stumpo, M (1-1)	Sawyer, L (1-2)	-	21-26	4th (-4.0)	4,177	3:03
48	6/1	SPR	W, 3-2	Grammes, C (2-0)	Pereira, W (3-3)	-	22-26	4th (-4.0)	4,690	1:54
49	6/2	SPR	PPD							
49	6/3 (1)	SPR	L, 5-4 (8)	Roycroft, C (1-0)	Backhus, K (0-1)	Granillo, A (2)	22-27	4th (-3.5)	-	2:26
50	6/3 (2)	SPR	W, 6-1 (7)	Olivero, D (2-4)	Hernandez, K (5-2)	-	23-27	4th (-4.0)	6,502	1:39
51	6/4	SPR	L, 6-5	Sawyer, L (2-2)	Grammes, C (2-1)	-	23-28	4th (-4.0)	5,636	2:44





GAME	DATE	OPPONENT	W/L	WINNING PITCHER	LOSING PITCHER	SAVE	RECORD	STANDING	ATTENDANCE	TOG
52	6/6	@ MID	W, 8-4	Albright, L (4-2)	Estes, J (3-4)	--	24-28	4th (-4.0)	3,738	2:33
53	6/7	@ MID	W, 4-0	Green, J (1-0)	Cusick, R (3-3)	--	25-28	3rd (-4.0)	3,042	2:35
54	6/8	@ MID	W, 12-3	Patrick, C (3-5)	Leal, D (2-2)	--	26-28	T-2nd (-3.0)	3,711	2:29
55	6/9	@ MID	W, 7-5	Olivero, D (3-4)	Howard, B (2-3)	Backhus, K (5)	27-28	T-2nd (-3.0)	6,290	2:19
56	6/10	@ MID	W, 13-10	Saalfrank, A (3-0)	Kubo, T (0-1)	Green, J (1)	28-28	2nd (-3.0)	5,032	2:46
57	6/11	@ MID	W, 4-1	Albright, L (5-2)	Estes, J (3-5)	Backhus, K (6)	29-28	2nd (-2.0)	2,190	2:23
	6/12	OFF								
58	6/13	SA	W, 10-2	Hill, J (1-4)	Wolf, J (5-6)	--	30-28	2nd (-1.0)	5,109	2:50
59	6/14	SA	L, 5-2	Quezada, J (1-1)	Patrick, C (3-6)	--	30-29	2nd (-2.0)	4,996	2:34
60	6/15	SA	L, 11-9	Blanchard, J (1-0)	Backhus, K (0-2)	Jacob, A (4)	30-30	2nd (-3.0)	5,703	3:36
61	6/16	SA	L, 12-9	Leasher, A (1-0)	Bain, J (1-3)	Malacki, B (1)	30-31	T-2nd (-4.0)	6,838	2:40
62	6/17	SA	W, 9-7	Saalfrank, A (4-0)	Gonzalez, B (0-1)	Green, J (2)	31-31	2nd (-3.0)	7,258	2:42
63	6/18	SA	L, 11-4	Wolf, J (6-6)	Goddard, J (1-2)	--	31-32	2nd (-4.0)	6,352	2:38
	6/19	OFF								
64	6/20	@ CC	L, 12-6	Brown, T (1-1)	Olivero, D (3-5)	--	31-33	T-2nd (-4.0)	3,351	3:03
65	6/21	@ CC	L, 5-4	Robaina, J (6-4)	Patrick, C (3-7)	McDonald, C (4)	31-34	3rd (-5.0)	3,587	2:28
66	6/22	@ CC	W, 7-5	Backhus, K (1-2)	Gaither, R (0-1)	--	32-34	T-2nd (-4.0)	4,084	2:55
67	6/23	@ CC	L, 10-9	Brown, T (2-1)	Stumpo, M (1-2)	--	32-35	3rd (-5.0)	4,612	2:57
68	6/24	@ CC	W, 5-3	Hill, J (2-4)	Chaidez, A (1-4)	--	33-35	T-2nd (-4.0)	6,008	2:35
69	6/25	@ CC	W, 6-3	Olivero, D (4-5)	Kouba, R (4-3)	--	34-35	2nd (-3.0)	5,991	2:18
END OF 1ST HALF										
70	6/28	TUL	W, 6-4	Backhus, K (2-2)	Dodson, T (4-5)	--	35-35, 1-0	T-1st (+1.0)	4,723	2:25
71	6/29	TUL	W, 12-7	Pope, A (2-0)	Frasso, N (1-3)	Green, J (3)	36-35, 2-0	T-1st (+1.0)	5,419	2:57
72	6/30	TUL	L, 7-6 (13)	Fisher, B (5-1)	Grammes, C (2-2)	--	36-36, 2-1	T-2nd (-1.0)	6,731	3:42
73	7/1	TUL	W, 12-10	Backhus, K (3-2)	Acosa, A (0-3)	--	37-36, 3-1	T-2nd (-1.0)	6,860	3:28
74	7/2	TUL	PSTP							
74	7/3 (1)	TUL	W, 15-7	Olivero, D (5-5)	Casparius, B (0-3)	--	38-36, 4-1			1:54
75	7/3 (2)	TUL	W, 10-9	Montes De Oca, C (1-1)	Sublette, R (1-3)	Green, J (4)	39-36, 5-1	T-1st (+2.0)	7,588	2:26
76	7/4	@ SPR	L, 9-8	Martinez, J (2-1)	Backhus, K (3-3)	Sawyer, L (6)	39-37, 5-2	T-1st (+1.0)	6,423	3:05
77	7/5	@ SPR	L, 5-4	Sawyer, L (3-2)	Vizcaino (0-1)	--	39,38, 5-3	2nd (-1.0)	2,203	2:33
78	7/6	@ SPR								
79	7/7	@ SPR								
80	7/8	@ SPR								
81	7/9	@ SPR								
	7/10-13	OFF								
82	7/14	FRI								
83	7/15	FRI								
84	7/16	FRI								
	7/17	OFF								
85	7/18	WCH								
86	7/19	WCH								
87	7/20	WCH								
88	7/21	WCH								
89	7/22	WCH								
90	7/23	WCH								
	7/24	OFF								
91	7/25	@ MID								
92	7/26	@ MID								
93	7/27	@ MID								
94	7/28	@ MID								
95	7/29	@ MID								
96	7/30	@ MID								
	7/31	OFF								
97	8/1	CC								
98	8/2	CC								
99	8/3	CC								
100	8/4	CC								
101	8/5	CC								
102	8/6	CC								
	8/7	OFF								