



**SOD POODLES
BASEBALL CLUB**

NEWS & NOTES

HODGETOWN | 715 S. BUCHANAN ST. | AMARILLO, TX. 79101 | (806) 803-7762 | X: @sodpoodles

Sod Poodles Media Relations Department | Director, Zach Robbins - ZachR@sodpoodles.com, (806) 803-9614



Midland RockHounds (25-23)
RHP Mitch Myers (0-2, 7.23)

Amarillo Sod Poodles (25-22)
RHP Daniel Eagen (0-5, 6.38)



Friday, May 29 | 7:00 p.m. | Momentum Bank Ballpark
Game 48 | Away Game 28 | Radio: KIXZ 940 AM

UPCOMING GAMES

DOW	DATE	OPP	PROBABLE PITCHERS	TIME (CT)	RADIO
Sat	May 30	at MID	RHP Henry Baez vs. RHP Roman Angelo	7:00 p.m.	KIXZ 940 AM
Sun	May 31	at MID	LHP Wei-En Lin vs. RHP Ashton Izzi	1:00 p.m.	KIXZ 940 AM
Mon	June 1	OFF	OFF	OFF	OFF

LEAGUE STANDINGS

FIRST HALF				
NORTH				
ARKANSAS	28-18	.609	--	
TULSA	28-19	.596	0.5	
NW ARKANSAS	22-24	.478	6.0	
WICHITA	21-25	.457	7.0	
SPRINGFIELD	20-27	.426	8.5	
SOUTH				
FRISCO	24-21	.533	--	
AMARILLO	25-22	.532	--	
MIDLAND	25-23	.521	0.5	
CORPUS CHRISTI	23-25	.479	2.5	
SAN ANTONIO	18-30	.375	7.5	

LAST NIGHT: The Amarillo Sod Poodles (25-22) fell to the Midland RockHounds (25-23), 2-1, on Thursday night at Momentum Bank Ballpark. Toeing the rubber for Amarillo following two straight shutout wins was **Avery Short** who continued the scoreless streak through the third. Leading off the top of the fourth was **Manuel Pena** who reached on a catcher's interference. A pair of dribblers followed, moving Pena over to third. **Gavin Conticello** drove the first pitch fastball up the middle to bring home the first run of the night and give Amarillo the advantage. Short trotted back out to the hill and induced a 6-4-3 double play in the sixth to retire the side and finish his sixth scoreless inning, capping his quality start. Midland broke through in the eighth on Carlos Pacheco's sacrifice fly to center to tie the game. The RockHounds loaded the bases in the bottom of the ninth on two walks and a hit batsman to set the table for Euribiel Angeles who drove in the winning run with a single to left.

SODDIES BREAKDOWN

	HOME	AWAY	TOTAL
Overall	8-12	17-10	25-22
Day	2-2	3-3	5-5
Night	6-10	14-7	20-17
vs. RHP	6-3	8-9	14-12
vs. LHP	2-8	9-1	11-9
vs. SHP	0-1	0-0	0-1
First Half	8-12	17-10	25-22
Second Half	0-0	0-0	0-0
April	3-6	9-6	12-12
May	5-6	8-4	13-10
June	0-0	0-0	0-0
July	0-0	0-0	0-0
August	0-0	0-0	0-0
September	0-0	0-0	0-0
Tuesday	1-2	2-2	3-4
Wednesday	1-2	4-2	5-4
Thursday	1-2	3-2	4-4
Friday	2-2	2-1	4-3
Saturday	2-2	2-2	4-4
Sunday	1-2	4-1	5-3
Extra Innings	4-1	2-1	6-2
Doubleheaders	0-0	2-2	2-2
Walk-offs	4-0	0-3	4-3
Commit No Errors	5-7	13-5	18-12
Commit An Error	3-5	4-5	7-10
vs. North 1st Half	5-9	2-4	7-13
vs. South 1st Half	3-3	15-6	18-9
vs. North 2nd Half	0-0	0-0	0-0
vs. South 2nd Half	0-0	0-0	0-0

LUIS YOURSELF: Extending his season-long hit streak to eight games last night was **Jansel Luis**...the infielder is batting .467 (14x30) over that span with seven runs, six RBI, and a 1.215 OPS...he is batting .360 (31x86) with a .987 OPS against relief pitching this season.

HOUSE OF PENA: Leading the Texas League in home runs (19) and RBI (50) is **Manuel Pena**...he has tallied multiple RBI in four of his last six and seven of his last 14 games...since May 13, he has 20 total RBI with six homers and a .902 OPS...the quickest it's ever taken for a Double-A player (since 2005) to reach the 20-HR mark on Opening Day is 51 games, a feat accomplished by Giancarlo Stanton (2010, Jacksonville) and Kerry Carpenter (2022, Erie)...Pena sits on 19 home runs through the team's first 47 games.

START ME UP: Since May 8, Amarillo starters rank first in the Texas League in ERA (3.39), WHIP (1.08), and K/BB (4.16), having only walked 19 batters over 17 games...today's starter Daniel Eagen has been the standout over this timeframe, posting a 2.25 ERA over 12.0 IP with 18 strikeouts and a 0.67 WHIP.

ROAD WARRIORS: Amarillo pitching ranks third in all of Double-A baseball this season in road ERA (3.87)...they also rank second in WHIP (1.20) and sixth in K/9 (10.64) in away contests.

GRAN TORIN-O: Since May 15, **Cristofer Torin** is batting .386 (17x44) with a 1.072 OPS...six of his 10 games over that span have been multi-hit performances.

ROCK ON: Amarillo is 6-3 against the RockHounds this season...as a staff, Sodpoodles pitching is posting a 2.64 ERA against Midland over those nine games, their lowest ERA against teams they've faced this season...**Junior Franco** is batting .393 (11x28) and leads Sod Poodles in hits (11) against the RockHounds in 2026.

DOWN IN THE DESERT: Slade Caldwell went 5-for-5 and delivered a walk-off single in High-A Hillsboro's 8-7 win last night in extras... since May 9, Caldwell is batting .356 (21x59) with a .966 OPS.

Sodpoodles Score First	5-2	9-8	14-10
Opponent Scores First	3-10	8-2	11-12
Score 3 runs or less	1-2	5-6	6-8
Score 4+ runs	7-10	12-4	19-14
Allow 3 runs or less	2-0	12-3	14-3
Allow 4+ runs	6-12	5-7	11-19
More hits than opp.	5-0	11-2	16-2
Less hits than opp.	1-10	3-6	4-16
Same hits as opp.	2-2	3-2	5-4
1-run games	3-2	6-5	9-7
2-run games	3-3	5-0	8-3
Ahead after 6	5-3	10-3	15-6
Behind after 6	1-8	4-5	5-13
Tied after 6	2-1	3-2	5-3
Ahead after 7	5-3	10-2	15-5
Behind after 7	1-8	2-5	3-13
Tied after 7	2-0	3-1	5-1
Ahead after 8	4-1	12-1	16-2
Behind after 8	1-8	1-5	2-13
Tied after 8	3-2	2-2	5-4

Series			
Game 1	1-3	2-3	3-6
Game 2	1-3	4-1	5-4
Game 3	1-3	3-2	4-5
Game 4	2-1	2-1	4-2
Game 5	2-1	3-2	5-3
Game 6	1-1	3-1	4-2

Jerseys			
White	5-9	0-0	5-9
Grey	0-0	15-10	15-10
Alternate Blue	0-0	2-0	2-0
Pointy Boots	1-2	0-0	1-2
Calf Fries	0-0	0-0	0-0
Pigweeds	1-1	0-0	1-1
Specialty	1-0	0-0	1-0

THIS ROAD TRIP (2-1)

Batting Average	.206 (20x97)
Runs per Game	3.67
Home Runs	1
RISP	.318 (7x22)
Errors	0
Starters W-L	2-0
Starters ERA	0.00 (0 ER/17.0 IP)
Relievers W-L-SV	0-1-1
Relievers ERA	2.00 (2 ER/9.0 IP)

LEAGUE RANKS

	Batting		Pitching		
AVG	4	.255	W	t-3	25
OBP	t-5	.343	L	7	22
SLG	2	.440	SV	1	13
OPS	2	.783	ERA	8	5.26
R	5	254	WHIP	3	1.38
2B	2	80	BAA	5	.246
3B	1	12	SO	3	474
HR	2	63	BB	5	195
SB	8	61	HBP	5	25

MID SEASON RESULTS

Date	Opponent	Result
4/28	at MID	L, 11-8
4/29	at MID	W, 10-2
4/30	at MID	W, 4-3
5/2	at MID	W, 3-1
5/3 (1)	at MID	W, 9-2 (7)
5/3 (2)	at MID	L, 3-2 (8)
5/26	at MID	W, 2-0
5/27	at MID	W, 8-0
5/28	at MID	L, 2-1
5/29	at MID	
5/30	at MID	
5/31	at MID	
6/16	vs. MID	
6/17	vs. MID	
6/18	vs. MID	
6/19	vs. MID	
6/20	vs. MID	
6/21	vs. MID	
8/11	vs. MID	
8/12	vs. MID	
8/13	vs. MID	
8/14	vs. MID	
8/15	vs. MID	
8/16	vs. MID	

SOD POODLES STARTING PITCHER



25

DANIEL EAGEN (0-5, 6.38 ERA)

Right-Handed Pitcher

HT: 6'4"

WT: 205

Age: 23 (11/23/02)

Birthplace: Fuquay-Varina, NC

NOTES

SUMMARY

- ▶ Ranked as the No. 7 Diamondbacks prospect by MLB Pipeline ahead of the start of the 2026 season.
- ▶ Selected by the Diamondbacks in the 3rd round (102nd ovr.) of the 2024 MLB Draft out of Presbyterian College...inked a \$650,000 signing bonus.
- ▶ In 2024 at Presbyterian College, went 6-2 over 14 starts with a 2.67 ERA in 77.2 innings...struck out 121 batters, good for a 14.0 K/9 rate...fanned 172 batters total in his three-year collegiate career.
- ▶ One of only eight players ever drafted out of Presbyterian College... Presbyterian teammate Joel Dragoo was selected in the 7th round in 2024 by the Phillies...the most recent draft selection from Presbyterian was a 25th round pick by the Diamondbacks in 2013 as Arizona selected RHP Bud Jeter.
- ▶ Pitched his first professional game in 2025 with High-A Hillsboro on 4/3 against Eugene.

LAST TIME OUT

- ▶ Had his start limited to just four innings and 55 pitches due to rain in a game that was eventually suspended and completed the following day.
- ▶ Connor Scott of the Naturals had his number, driving in both of the runs on Eagen's line with RBI singles in the second and fourth innings...in total, the right-hander matched his season-high with six hits allowed.

TURNING THE CORNER

- ▶ Despite his 6.38 ERA, opposing batter are hitting just .215 against him... that mark ranks fourth among qualified Texas League pitchers as of May 27.
- ▶ His 1.15 WHIP is fifth-best in the TL and second on the Soddies, trailing only Jose Cabrera.
- ▶ His 47 strikeouts on the year is the ninth-most in the Texas League.

OPENING DAY

- ▶ Named the Opening Day starter for Amarillo in 2026.
- ▶ On 4/3 at home against Springfield, tossed four shutout innings out of the game...fanned two Cardinals in his first inning of work.

A QUALITY FIRST IMPRESSION

- ▶ Made his Double-A debut on the road at San Antonio on 8/22/25.
- ▶ Was perfect through 5.1 IP...perfect game bid was broken up in the 6th when Moisés Gómez reached on an error...no-hit bid was broken on a Braedon Karpathios two-out single in the 6th.
- ▶ Only the fourth game in Soddies history where a starter tossed 7.2+ shutout innings...was also the fewest hits allowed (2) by a Sod Poodles pitcher pitching beyond the 7th inning...the longest start by a Soddie making their debut in club history.

NORTHWEST LEAGUE HARDWARE

- ▶ 3x NWL Pitcher of the Week (7/13, 8/10, 8/17) in 2025.
- ▶ 2x NWL Pitcher of the Month (May, July) in 2025.
- ▶ Named the NWL Pitcher of the Year in 2025.

A SEASON FOR THE BOOKS

- ▶ Led all Arizona farmhands in strikeouts last year with 153...his 11.7 K/9 was a full 3.0 higher than any other D-Backs minor leaguer.
- ▶ Named by the Diamondbacks as their Minor League Pitcher of the Year... posted a combined 2.99 ERA (39 ER/117.1 IP).

2026 GAME LOG (AA)

Date	Opp.	W-L	IP	H	R	ER	HR	BB	SO	NP	ERA
4/3	vs. SPR	L	4.0	3	4	4	0	2	2	59	9.00
4/9	at NWA	L	3.2	3	3	3	1	2	7	68	8.22
4/15	vs. FRI	L	4.0	6	6	6	3	1	4	75	10.03
4/22 (1)	at SA	L	4.2	4	3	3	1	2	4	73	8.82
4/28	at MID	L	4.1	3	5	4	1	4	6	73	8.71
5/5	vs. WCH	L	4.0	2	3	3	2	2	6	72	8.39
5/12	at CC	L	5.0	1	0	0	0	0	8	68	6.98
5/17	at CC	L	3.0	1	1	1	0	0	4	38	6.61
5/23	vs. NWA	L	4.0	6	2	2	0	0	6	55	6.38
Totals		0-5	36.2	29	27	26	8	13	47	--	6.38

2025 GAME LOG (A+/AA)

Date	Opp.	W-L	IP	H	R	ER	HR	BB	SO	NP	ERA
4/4	vs. EUG	L	3.0	6	4	4	0	2	1	57	12.00
4/10	at EVE	L	4.1	5	2	2	0	1	10	74	7.36
4/17	vs. SPO	L	6.0	3	1	0	0	0	12	78	4.05
4/24	vs. TRI	W	5.0	3	1	1	1	4	7	85	3.44
5/8	vs. EUG	W	5.2	3	1	1	0	4	7	90	3.00
5/15	at TRI	L	4.2	0	2	2	0	7	5	88	3.14
5/22	vs. EVE	L	6.0	2	1	1	0	1	6	81	2.86
5/29	at VAN	W	5.0	3	0	0	0	2	8	88	2.50
6/5	at SPO	W	6.0	6	4	4	0	2	7	81	2.96
6/12	vs. EUG	L	6.1	5	1	1	0	1	8	87	2.77
6/19	at TRI	L	4.0	3	3	3	2	1	9	77	3.05
6/26	vs. SPO	L	1.2	7	7	0	1	1	3	47	2.97
7/3	at EUG	L	5.2	3	1	1	0	3	5	79	2.84
7/10	vs. VAN	L	6.0	0	0	0	0	3	6	86	2.60
7/18	at EVE	L	4.1	3	4	3	1	3	5	87	2.81
7/25	vs. TRI	W	7.0	4	2	2	2	1	7	83	2.79
8/1	at SPO	L	4.0	5	2	2	0	2	5	80	2.87
8/8	at VAN	W	6.0	0	0	0	0	1	10	87	2.68
8/15	vs. EVE	W	7.0	2	0	0	0	2	11	83	2.49
8/22	at SA	L	7.2	2	0	0	0	1	8	84	0.00
8/29	vs. NWA	L	3.2	3	4	3	1	5	3	86	2.38
9/5	at ARK	L	3.0	5	3	3	0	3	5	78	3.77
9/12	vs. MID	L	5.1	6	6	6	4	2	5	85	5.49
Totals		7-8	117.1	79	49	39	12	52	153	--	2.99

*Blue indicates appearance at Hillsboro (A+)

SINGLE-GAME HIGHS

	2026	CAREER
IP	5.0, 5/12 at CC	7.2, 8/22/25 at SA
H	6 (2x), last: 5/23 vs. NWA	7, 6/26/25 vs. SPO
R	6, 4/15 vs. FRI	7, 6/26/25 vs. SPO
ER	6, 4/15 vs. FRI	6 (2x), last: 4/15 vs. FRI
SO	8, 5/12 at CC	12, 4/17/25 vs. SPO
BB	4, 4/28 at MID	7, 5/15/25 at TRI
HR	3, 4/15 vs. FRI	4, 9/12/25 vs. MID
Pitches	75, 4/15 vs. FRI	90, 5/8/25 vs. EUG

2026 SPLITS

	W-L	ERA	G-GS	IP	H	R	ER	HR	BB	SO	AVG
Home	0-3	8.44	4-4	16.0	17	15	15	5	5	18	.279
Road	0-2	4.79	5-5	20.2	12	12	11	3	8	29	.162
Day	0-0	8.31	1-1	4.1	3	5	4	1	4	6	.200
Night	0-5	6.12	8-8	32.1	26	22	22	7	9	41	.217
Reliever	-	-	-	-	-	-	-	-	-	-	-
Starter	0-5	6.38	9-9	36.2	29	27	26	8	13	47	.215
	AVG	AB	H	HR	BB	SO	HBP	OBP	SLG	OPS	
Total	.215	135	29	8	13	47	0	.280	.467	.747	
v. LHB	.250	68	17	6	6	22	0	.307	.574	.881	
v. RHB	.179	67	12	2	7	25	0	.253	.358	.611	

CAREER STATS

YR	Team	W-L	ERA	G	GS	CG	SHO	IP	H	R	ER	HR	HB	BB	SO	WHIP	BAA
2025	Hillsboro (A+)	7-5	2.49	19	19	0	0	97.2	63	36	27	7	1	41	132	1.06	.184
	Amarillo (AA)	0-3	5.49	4	4	0	0	19.2	16	13	12	5	0	11	21	1.37	.216
2026	Amarillo (AA)	0-5	6.38	9	9	0	0	36.2	29	27	26	8	0	13	47	1.15	.215
CAREER		7-13	3.80	32	32	0	0	154.0	108	76	65	20	1	65	200	1.12	.196



SODDIES' BATTERS



#2 GAVIN CONTICELLO

B: Left	T: Right	HT: 6'3"	WT: 195	AGE: 22 (6/11/2003)	HOMETOWN: Coconut Creek, FL			
G	AVG	H	AB	HR	RBI	OBP	OPS	SB-ATT
39	.241	35	145	4	17	.337	.737	2-4
Yesterday:	1x3, RBI		Last Home Run: 5/15 at CC (solo, 5th inn.)					
This Series:	1x6, RBI, K		Last Multi-Hit Game: 5/16 at CC (2x5)					
Last Series:	1x14, 2B, 2 BB, 4 K		Current Hitting Streak: 1 G, .333 (1x3)					

- Won Texas League POTW after hitting .450 (9x20) with 3 homers, 2 doubles, 6 RBI, and 2 BB in 5 G at CC from 5/13-17.
- Posting an 11.8% K rate in the month of May (Texas League average = 24.9%).
- In 2025, tied for first in the TL in doubles (27) and triples (4); top-5 in RBI, walks, runs, and hits.
- In his Amarillo career, has two games with 2+ outfield assists (5/16/25 at SPR, 4/18/26 vs. FRI).

LAST 6 GAMES	AB	R	H	2B	3B	HR	RBI	BB	SO
5/28 at MID (RF)	3	0	1	0	0	0	1	0	0
5/26 at MID (DH)	3	0	0	0	0	0	0	0	1
5/24 vs. NWA (RF)	2	0	1	1	0	0	0	2	0
5/22 vs. NWA (RF)	4	0	0	0	0	0	0	0	1
5/20 vs. NWA (LF)	4	0	0	0	0	0	0	0	2
5/19 vs. NWA (RF)	4	0	0	0	0	0	0	0	1
Totals: .100 avg	20	0	2	1	0	0	1	2	5
Splits	AVG	H	AB	HR	RBI				
Home	.159	10	63	0	3				
Road	.305	25	82	4	14				
vs LHP	.159	7	44	0	1				
vs RHP	.277	28	101	4	16				

#18 ADRIAN DE LEON

B: Right	T: Right	HT: 5'7"	WT: 180	AGE: 22 (2/9/2004)	HOMETOWN: Azua, D.R.			
G	AVG	H	AB	HR	RBI	OBP	OPS	SB-ATT
17	.137	7	51	0	0	.254	.431	1-1
Yesterday:	1x5, R, 3 K		Last Home Run:					
This Series:	2x5, 2B, BB, 3 K		Last Multi-Hit Game: 4/5 vs. SPR (2x3)					
Last Series:			Current Hitting Streak: 4 G, .308 (4x13), 2 2B					

- Won the CAL Player of the Week for the week of 4/6/25... drove in seven runs in an 18-5 win on 4/6.
- Went 2-for-3 in his Double-A debut on 4/5 against Springfield, also scoring a run in the contest.
- Tore up the ACL as a 19-year old in 2023, batting .328 (38x116) paired with a .873 OPS across 39 games.
- Signed with the Diamondbacks as an international free agent on January 29, 2021.

LAST 6 GAMES	AB	R	H	2B	3B	HR	RBI	BB	SO
5/27 at MID (C)	5	1	1	0	0	0	0	0	3
5/24 vs. NWA (C)	2	0	1	0	0	0	0	0	1
5/21 vs. NWA (C)	3	0	1	1	0	0	0	1	2
5/7 vs. WCH (C)	3	1	1	1	0	0	0	1	2
5/3 (2) at MID (C)	2	0	0	0	0	0	0	0	2
5/2 at MID (C)	2	0	0	0	0	0	0	0	1
Totals: .235 avg	17	2	4	2	0	0	0	2	11
Splits	AVG	H	AB	HR	RBI				
Home	.240	6	25	0	0				
Road	.038	1	26	0	0				
vs LHP	.222	4	18	0	0				
vs RHP	.091	3	33	0	0				

#1 JUNIOR FRANCO

B: Left	T: Left	HT: 5'9"	WT: 165	AGE: 23 (9/13/2002)	HOMETOWN: Peravia, D.R.			
G	AVG	H	AB	HR	RBI	OBP	OPS	SB-ATT
39	.297	38	128	3	24	.372	.793	8-11
Yesterday:	2x7, R, 4 RBI, K		Last Home Run: 5/23 vs. NWA (two-run, 7th inn.)					
This Series:	4x15, 4 R, HR, 5 RBI, K, 2 SF		Last Multi-Hit Game: 5/27 at MID (2x4)					
Last Series:			Current Hitting Streak: 1 G, .500 (2x4)					

- In '26, is batting .353 (24x68) with a .923 OPS on weekdays (Tu, W, Th)...batting .233 (14x60) on weekends.
- Is batting 1.000 (1x1) with a walk in two pinch-hit appearances.
- Checked in with his 7th career 4+ RBI game on 5/27 at MID, his first with the Sod Poodles.
- Took home NWL Player of the Week on 8/24 last year after accumulating a 1.158 OPS over six games.

LAST 6 GAMES	AB	R	H	2B	3B	HR	RBI	BB	SO
5/27 at MID (RF)	4	1	2	0	0	0	4	0	0
5/26 at MID (RF)	3	0	0	0	0	0	0	0	1
5/24 vs. NWA (PH)	1	1	1	0	0	0	0	0	0
5/23 vs. NWA (CF)	4	1	1	0	0	1	3	0	0
5/22 vs. NWA (DH)	3	1	1	0	0	0	0	0	0
5/21 vs. NWA (LF)	4	0	1	0	0	0	1	0	0
Totals: .316 avg	19	4	6	0	0	1	8	0	1
Splits	AVG	H	AB	HR	RBI				
Home	.224	11	49	2	8				
Road	.342	27	79	1	16				
vs LHP	.316	12	38	0	7				
vs RHP	.289	26	90	3	17				

#7 DREW JONES

B: Right	T: Right	HT: 6'2"	WT: 180	AGE: 22 (11/28/2003)	HOMETOWN: Atlanta, GA			
G	AVG	H	AB	HR	RBI	OBP	OPS	SB-ATT
40	.211	30	142	1	11	.339	.628	8-11
Yesterday:	1x4, K, SB, CS		Last Home Run: 4/29 at MID (two-run, 8th inn.)					
This Series:	3x9, 2 R, 3 BB, 2 K, SB, 2 CS		Last Multi-Hit Game: 4/29 at MID (4x5)					
Last Series:	4x18, 3 R, 2B, 2 BB, 9 K, 2 SB		Current Hitting Streak: 6 G, .300 (6x20), 2B					

- Became the first player in Sod Poodles history to hit for the cycle on April 29 at Midland.
- Amarillo is 9-3 in games he leads off.
- Named the MiLB Defensive Player of the Year and was awarded the MiLB Defensive Play of the Year in 2023.
- Was drafted No. 2 overall in 2022 by ARI... he is the son of National Baseball Hall of Famer, Andruw Jones.

LAST 6 GAMES	AB	R	H	2B	3B	HR	RBI	BB	SO
5/28 at MID (CF)	4	0	1	0	0	0	0	0	0
5/27 at MID (CF)	2	2	1	0	0	0	0	3	0
5/26 at MID (CF)	3	0	1	0	0	0	0	0	1
5/24 vs. NWA (CF)	4	0	1	0	0	0	0	0	1
5/22 vs. NWA (CF)	3	1	1	0	0	0	0	1	1
5/21 vs. NWA (CF)	4	1	1	1	0	0	0	0	2
Totals: .300 avg	20	4	6	1	0	0	4	5	5
Splits	AVG	H	AB	HR	RBI				
Home	.188	12	64	0	5				
Road	.231	18	78	1	6				
vs LHP	.208	10	48	0	3				
vs RHP	.213	20	94	1	8				

#29 GAVIN LOGAN

B: Left	T: Right	HT: 5'10"	WT: 212	AGE: 26 (1/14/2000)	HOMETOWN: Medicine Hat, AB, Can.			
G	AVG	H	AB	HR	RBI	OBP	OPS	SB-ATT
32	.182	16	88	7	18	.324	.767	2-3
Yesterday:	0x3, K		Last Home Run: 5/16 at CC (solo, 7th inn.)					
This Series:	0x6, 2 K		Last Multi-Hit Game: 5/9 vs. WCH (4x4)					
Last Series:	1x14, 2 R, RBI, BB, 7 K, SB, SAC		Current Hitting Streak: 0 G (0x6)					

- Threw out four would-be base stealers on May 20 vs. NWA, the most in a game by a catcher in Sod Poodles club history.
- Rejoined Amarillo after brief stint at Triple-A Reno from 4/17-4/18...went 1-for-3 with a walk on 4/17 with the Aces.
- Launched the first Amarillo grand slam of 2026 on 4/8 at NWA.
- Nine of his 15 hits this season have gone for extra-bases (2 2B, 7 HR).

LAST 6 GAMES	AB	R	H	2B	3B	HR	RBI	BB	SO
5/28 at MID (C)	3	0	0	0	0	0	0	0	1
5/26 at MID (C)	3	0	0	0	0	0	0	0	1
5/24 vs. NWA (DEF)	0	0	0	0	0	0	0	0	0
5/23 vs. NWA (C)	4	2	1	0	0	0	1	1	0
5/22 vs. NWA (C)	4	0	0	0	0	0	0	0	2
5/20 vs. NWA (C)	3	0	0	0	0	0	0	0	3
Totals: .059 avg	17	2	1	0	0	0	1	1	7
Splits	AVG	H	AB	HR	RBI				
Home	.195	8	41	4	10				
Road	.170	8	47	3	8				
vs LHP	.217	5	23	3	8				
vs RHP	.169	11	65	4	10				



SODDIES' BATTERS



#10 JANSEL LUIS

B: Switch **T:** Right **HT:** 6'0" **WT:** 170 **AGE:** 21 (3/6/2005) **HOMETOWN:** San Pedro de Macoris, D.R.

G	AVG	H	AB	HR	RBI	OBP	OPS	SB-ATT
43	.288	49	170	6	26	.330	.783	13-14

Yesterday: 1x4, K, SB
This Series: 4x11, R, 2 BB, 2 K, SB
Last Series: 10x19, 6 R, 2B, 2 HR, 6 HR, BB, 3 K, SAC

Last Home Run: 5/23 vs. NWA (three-run, 6th inn.)
Last Multi-Hit Game: 5/27 at MID (2x4)
Current Hitting Streak: 8 G, .467 (14x30), 2B, 2 HR

Launched first career 2-HR game on 5/24 vs. NWA, hitting one from each side of plate...tallied Soddie season-high 6 RBI.
 Is enjoying his longest hit streak of the season (8 G)...had two other 6-G hit streaks from 5/3-5/8 and 4/23-4/29.
 Scored a run in six straight games (4/12-4/18)...the longest streak among Soddie this year.
 Batting .500 with a 1.196 OPS on the first pitch of his at-bats this season.

LAST 6 GAMES		AB	R	H	2B	3B	HR	RBI	BB	SO
5/28 at MID (3B)	4	0	1	0	0	0	0	0	0	1
5/27 at MID (3B)	4	0	2	0	0	0	0	0	1	0
5/26 at MID (3B)	3	1	1	0	0	0	0	0	1	1
5/24 vs. NWA (3B)	4	2	2	0	0	2	6	0	1	1
5/23 vs. NWA (SS)	4	4	4	1	0	0	0	1	0	0
5/21 vs. NWA (3B)	4	0	1	0	0	0	0	0	0	0
Totals:	.478 avg	23	7	11	1	0	2	6	3	3
Splits		AVG	H	AB	HR	RBI				
Home	.324	24	74	5	15					
Road	.260	25	96	1	11					
vs LHP	.320	16	50	1	5					
vs RHP	.275	33	120	5	21					

#13 BEN MCLAUGHLIN

B: Left **T:** Right **HT:** 6'1" **WT:** 210 **AGE:** 23 (5/30/2002) **HOMETOWN:** Golden, CO

G	AVG	H	AB	HR	RBI	OBP	OPS	SB-ATT
44	.269	45	167	4	22	.353	.760	1-3

Yesterday: 0x3, BB
This Series: 2x12, 2 R, BB
Last Series: 6x19, 3 R, HR, 3 RBI, BB, 2 K

Last Home Run: 5/22 vs. NWA (solo, 5th inn.)
Last Multi-Hit Game: 5/27 at MID (2x5)
Current Hitting Streak: 0 G (0x5)

Is batting .333 (8x24) with four multi-hit efforts over his most recent six games.
 Recorded the second-longest on-base streak in the TL so far this season (21 G, 4/7-5/2)...posted a .548 OBP over that span.
 Recorded the longest hit-streak by a Sod Poodle this year at 11 games (4/19-5/2)...had six 2B and a HR during that stretch.
 Recorded career-high 10 total bases and 5 RBI on 4/16 vs. FRI...tied the game in the ninth...Soddie won 13-12 (10).

LAST 6 GAMES		AB	R	H	2B	3B	HR	RBI	BB	SO
5/28 at MID (1B)	3	0	0	0	0	0	0	0	1	0
5/27 at MID (1B)	5	2	2	0	0	0	0	0	0	0
5/26 at MID (1B)	4	0	0	0	0	0	0	0	0	0
5/24 vs. NWA (1B)	3	0	2	0	0	0	0	1	0	0
5/23 vs. NWA (1B)	5	2	2	0	0	0	1	0	0	0
5/22 vs. NWA (1B)	4	1	2	0	0	1	2	0	1	1
Totals:	.333 avg	24	5	8	0	0	1	3	2	1
Splits		AVG	H	AB	HR	RBI				
Home	.343	23	67	3	14					
Road	.220	22	100	1	8					
vs LHP	.276	16	58	2	12					
vs RHP	.266	29	109	2	10					

#20 MANUEL PENA

B: Left **T:** Right **HT:** 6'0" **WT:** 170 **AGE:** 22 (12/5/2003) **HOMETOWN:** Santo Domingo, D.R.

G	AVG	H	AB	HR	RBI	OBP	OPS	SB-ATT
46	.287	56	195	19	50	.329	.959	3-3

Yesterday: 0x3, R, 2 K
This Series: 4x12, 2 R, HR, 4 RBI, 2 K
Last Series: 7x25, 4 R, 2B, 3 HR, 9 RBI, BB, 4 K, SB

Last Home Run: 5/26 at MID (two-run, 6th inn.)
Last Multi-Hit Game: 5/27 at MID (3x5)
Current Hitting Streak: 0 G (0x4)

Won TL Player of the Month for April...led all of Double-A baseball in total bases (67) while slugging nine HR.
 Won TL Player of the Week for 4/14-4/19...batted .536 (15x28) with eight XBH, nine RBI, and a 1.588 OPS.
 Only player in AMA history to homer in five straight games (4/11/26-4/16/26)...currently leads the TL with 19 HR.
 Recorded five hits on 4/16...also recorded three 2B in the game, becoming the only Soddie to have done so twice.

LAST 6 GAMES		AB	R	H	2B	3B	HR	RBI	BB	SO
5/28 at MID (LF)	3	1	0	0	0	0	0	0	0	2
5/27 at MID (LF)	5	0	3	0	0	0	2	0	0	0
5/26 at MID (LF)	4	1	1	0	0	1	2	0	0	0
5/24 vs. NWA (DH)	3	0	0	0	0	0	0	1	1	1
5/23 vs. NWA (LF)	5	2	2	1	0	1	3	0	0	0
5/22 vs. NWA (LF)	4	1	2	0	0	1	3	0	0	0
Totals:	.333 avg	24	5	8	1	0	3	10	1	3
Splits		AVG	H	AB	HR	RBI				
Home	.356	31	87	11	26					
Road	.231	25	108	8	24					
vs LHP	.308	20	65	5	16					
vs RHP	.277	36	130	14	34					

#9 DANNY SERRETTI

B: Switch **T:** Right **HT:** 6'0" **WT:** 195 **AGE:** 26 (5/7/2000) **HOMETOWN:** Livingston, NJ

G	AVG	H	AB	HR	RBI	OBP	OPS	SB-ATT
38	.288	34	118	8	20	.433	1.001	4-6

Yesterday:
This Series: 0x7, 3 K, HBP
Last Series: 3x19, 3 R, 2 HR, 6 RBI, 2 BB, 6 K, SB

Last Home Run: 5/23 vs. NWA (three-run, 6th inn.)
Last Multi-Hit Game: 5/23 vs. NWA (2x4)
Current Hitting Streak: 0 G (0x11)

Sits atop the Texas League leaderboard in OPS (1.001) while ranking second in OBP (.433) and third in SLG (.568).
 Homered in his Triple-A debut on 4/29 in the Aces 5-4 win that night.
 Through his first 16 games this year, batted .417 (20x48) with 11 XBH, 16 walks, a .569 OBP, an .833 SLG, and a 1.402 OPS.
 Acquired by ARI when his contract was purchased by Arizona in the 2025 Rule 5 Draft, AAA Phase.

LAST 6 GAMES		AB	R	H	2B	3B	HR	RBI	BB	SO
5/27 at MID (DH)	5	0	0	0	0	0	0	0	0	2
5/26 at MID (2B)	2	0	0	0	0	0	0	0	0	1
5/24 vs. NWA (2B)	4	0	0	0	0	0	0	0	0	2
5/23 vs. NWA (3B)	4	2	2	0	0	1	4	1	0	0
5/22 vs. NWA (2B)	4	1	1	0	0	1	2	0	0	0
5/21 vs. NWA (DH)	4	0	0	0	0	0	0	0	0	1
Totals:	.130 avg	23	3	3	0	0	2	6	1	6
Splits		AVG	H	AB	HR	RBI				
Home	.281	16	57	5	10					
Road	.295	18	61	3	10					
vs LHP	.286	12	42	4	12					
vs RHP	.289	22	76	4	8					

#8 CRISTOFER TORIN

B: Right **T:** Right **HT:** 5'9" **WT:** 155 **AGE:** 21 (5/26/2005) **HOMETOWN:** Acarigua, Venez.

G	AVG	H	AB	HR	RBI	OBP	OPS	SB-ATT
38	.258	41	159	4	18	.330	.757	5-8

Yesterday: 0x4
This Series: 2x12, RBI, BB, K, SB, CS
Last Series: 12x22, 7 R, 4 2B, 2 3B, HR, 4 RBI, BB, SB

Last Home Run: 5/21 vs. NWA (two-run, 1st inn.)
Last Multi-Hit Game: 5/27 at MID (2x5)
Current Hitting Streak: 0 G (0x4)

Named Texas League Player of the Week on May 25...batted .545 with a 1.610 OPS and 7 XBH over 5 G against NWA.
 The only Sod Poodle in club history to record two doubles and a triple in a game (5/21 vs. NWA).
 Posting an .940 OPS against lefties this season.
 One of four Soddie to reach base safely five times in a game this season (5/12 at CC).

LAST 6 GAMES		AB	R	H	2B	3B	HR	RBI	BB	SO
5/28 at MID (SS)	4	0	0	0	0	0	0	0	0	0
5/27 at MID (SS)	5	0	2	0	0	0	1	0	1	1
5/26 at MID (SS)	3	0	0	0	0	0	0	0	1	0
5/23 vs. NWA (DH)	6	2	2	0	0	0	0	0	0	0
5/22 vs. NWA (SS)	4	3	3	2	1	0	1	0	0	0
5/21 vs. NWA (SS)	4	1	4	1	0	1	3	0	0	0
Totals:	.423 avg	26	6	11	3	1	5	1	1	1
Splits		AVG	H	AB	HR	RBI				
Home	.278	20	72	2	8					
Road	.241	21	87	2	10					
vs LHP	.313	15	48	1	7					
vs RHP	.234	26	111	3	11					



SODDIES' BATTERS



#4 JESUS VALDEZ

B: Right **T:** Right **HT:** 5'10" **WT:** 175 **AGE:** 28 (12/29/1997) **HOMETOWN:** Bani, D.R.

G	AVG	H	AB	HR	RBI	OBP	OPS	SB-ATT
10	.129	4	31	0	4	.289	.451	1-1

Yesterday: 0x3, 2 K

This Series: 0x3, 2 K

Last Series:

Last Home Run:

Last Multi-Hit Game:

Current Hitting Streak: 0 G (0x12)

Bounced between REN and AMA last season, playing in 37 games with the Aces and 23 with the Soddis.

Tied a career-high with four hits on 6/14/25, going a perfect 4-for-4 with two runs and RBI in a 5-4 win vs. SA.

Slashed .284/.364/.478 in Amarillo last season.

Was sent to the Pittsburgh Pirates in return for David Freese in an August 31, 2018 trade.

LAST 6 GAMES	AB	R	H	2B	3B	HR	RBI	BB	SO
5/28 at MID (DH)	3	0	0	0	0	0	0	0	2
5/8 vs. WCH (DH)	2	0	0	0	0	0	1	0	0
5/3 (2) at MID (1B)	4	0	0	0	0	0	0	0	2
5/2 at MID (3B)	3	1	0	0	0	0	0	1	1
4/30 at MID (2B)	4	0	1	0	0	0	0	0	1
4/23 at SA (DH)	5	1	1	1	0	0	1	0	1
Totals: .095 avg	21	2	2	1	0	0	2	1	7

Splits	AVG	H	AB	HR	RBI
Home	.143	1	7	0	2
Road	.125	3	24	0	2
vs LHP	.143	1	7	0	1
vs RHP	.125	3	24	0	3

#12 JEAN WALTERS

B: Switch **T:** Right **HT:** 5'11" **WT:** 155 **AGE:** 24 (8/13/2001) **HOMETOWN:** Matanzas, Cuba

G	AVG	H	AB	HR	RBI	OBP	OPS	SB-ATT
10	.278	10	36	3	10	.366	1.005	1-2

Yesterday: 0x3

This Series: 1x7, 2 R, RBI, K, HBP

Last Series: 5x18, 6 R, 3B, 2 HR, 5 RBI, 2 BB, 6 K, SB

Last Home Run: 5/23 vs. NWA (three-run, 7th inn.)

Last Multi-Hit Game: 5/23 vs. NWA (2x4)

Current Hitting Streak: 0 G (0x5)

In 9 games with AMA this year, has scored at least once in 8 of them...tied career-high 4 RBI on 5/23 vs. NWA.

Batted .270 over 18 games with a .724 OPS at Triple-A Reno to begin the 2026 season...started 8 games each at 3B, 2B.

Launched walk-off two-run HR on 7/12/25 vs. FRI...ended personal 56-G HR drought.

Fairly even splits from both sides of plate for his career...in 2025, batted .303 against LHP and .203 against RHP.

LAST 6 GAMES	AB	R	H	2B	3B	HR	RBI	BB	SO
5/28 at MID (2B)	3	0	0	0	0	0	0	0	0
5/27 at MID (2B)	4	2	1	0	0	0	1	0	1
5/24 vs. NWA (SS)	2	1	0	0	0	0	0	1	1
5/23 vs. NWA (2B)	4	2	2	0	0	1	4	1	0
5/22 vs. NWA (3B)	4	0	0	0	0	0	0	0	2
5/21 vs. NWA (2B)	5	2	2	0	1	0	0	0	2
Totals: .227 avg	22	7	5	0	1	1	5	2	6

Splits	AVG	H	AB	HR	RBI
Home	.278	5	18	2	5
Road	.278	5	18	1	5
vs LHP	.231	3	13	1	3
vs RHP	.304	7	23	2	7

TEAM BATTING

OVERALL

	AVG	G	AB	R	H	TB	2B	3B	HR	RBI	BB	SO	SB	CS	OBP	SLG	OPS
	.255	47	1578	254	402	695	80	12	63	240	192	400	61	20	.343	.440	.783

MONTHLY

	AVG	G	AB	R	H	TB	2B	3B	HR	RBI	BB	SO	SB	CS	OBP	SLG	OPS
APRIL	.265	24	822	133	218	383	56	8	31	124	105	224	29	10	.355	.466	.821
MAY	.243	23	756	121	184	312	24	4	32	116	87	176	32	10	.329	.413	.741
JUNE	-	-	-	-	-	-	-	-	-	-	-	-	-	-	-	-	-
JULY	-	-	-	-	-	-	-	-	-	-	-	-	-	-	-	-	-
AUGUST	-	-	-	-	-	-	-	-	-	-	-	-	-	-	-	-	-
SEPTEMBER	-	-	-	-	-	-	-	-	-	-	-	-	-	-	-	-	-

HOME VS. AWAY

	AVG	G	AB	R	H	TB	2B	3B	HR	RBI	BB	SO	SB	CS	OBP	SLG	OPS
HOME	.266	20	688	126	183	346	35	7	38	118	76	183	25	2	.345	.503	.848
AWAY	.246	27	890	128	219	349	45	5	25	122	116	217	36	18	.341	.392	.733

SITUATIONAL SPLITS

	AVG	G	AB	H	TB	2B	3B	HR	RBI	BB	SO	OBP	SLG	OPS
VS RIGHT	.253	47	1074	272	482	54	9	46	162	133	269	.342	.449	.791
VS LEFT	.258	36	504	130	213	26	3	17	78	59	132	.344	.423	.767
W/ RISP	.255	47	455	116	201	22	3	19	178	63	128	.344	.442	.786
TEAM IS AHEAD	.254	38	566	144	253	26	4	25	95	67	140	.336	.447	.783
TEAM IS BEHIND	.275	34	487	134	244	25	2	27	77	59	130	.364	.501	.865

HOME RUNS

MULTI-HIT GAMES

MULTI-RBI GAMES

PLAYER	HOME RUNS					MULTI-HIT GAMES					MULTI-RBI GAMES				
	SOLO	2R	3R	GS	TOT.	2	3	4	5+	TOT.	2	3	4	5+	TOT.
Gavin Conticello	3	1	-	-	4	8	3	-	-	11	3	2	-	-	5
Adrian De Leon	-	-	-	-	0	1	-	-	-	1	-	-	-	-	0
Junior Franco	1	2	-	-	3	9	2	-	-	11	4	1	1	-	6
Lourdes Gurriel Jr.	-	-	1	-	1	-	-	-	-	0	-	1	-	-	1
Drew Jones	-	1	-	-	1	3	-	1	-	4	1	1	-	-	2
Gavin Logan	3	3	-	1	7	2	-	1	-	3	1	-	1	1	3
Jansel Luis	-	4	2	-	6	14	-	1	-	15	4	1	-	1	6
Ben McLaughlin	4	-	-	-	4	10	2	1	-	13	3	1	-	1	5
Angel Ortiz	2	1	-	-	3	8	3	-	-	11	3	-	-	-	3
Manuel Pena	10	8	1	-	19	11	4	-	1	16	10	6	-	-	16
Danny Serretti	4	3	1	-	8	6	2	-	-	8	4	-	1	-	5
Cristofer Torin	3	1	-	-	4	8	4	1	-	13	3	2	-	-	5
Jean Walters	1	-	2	-	3	4	-	-	-	4	-	1	1	-	2
	-	-	-	-	0	-	-	-	-	0	-	-	-	-	0
	-	-	-	-	0	-	-	-	-	0	-	-	-	-	0
	-	-	-	-	0	-	-	-	-	0	-	-	-	-	0
	-	-	-	-	0	-	-	-	-	0	-	-	-	-	0
	-	-	-	-	0	-	-	-	-	0	-	-	-	-	0
	-	-	-	-	0	-	-	-	-	0	-	-	-	-	0
	-	-	-	-	0	-	-	-	-	0	-	-	-	-	0
	-	-	-	-	0	-	-	-	-	0	-	-	-	-	0
TOTALS:	31	24	7	1	63	84	20	5	1	110	36	16	4	3	59

HOME RUN VARIANTS

WALK-OFF HR (1): Gavin Logan (5/9 vs. WCH, two-run, 10th inn.)

BACK-TO-BACK HR (1): Drew Jones & Cristofer Torin (4/29 at MID, 8th inning), Manuel Pena & Ben McLaughlin (5/22 vs. NWA, 5th inning)

MULTI-HR GAMES (6): Manuel Pena (4/12 at NWA, 2), Ben McLaughlin (4/16 vs. FRI, 2), Manuel Pena (5/7 vs. WCH, 2), Gavin Logan (5/9 vs. WCH, 3), Gavin Conticello (5/14 at CC, 2), Jansel Luis (5/24 vs. NWA, 2)

GRAND SLAMS (1): Gavin Logan (4/8 at NWA, 2nd inning)

LEAD OFF (1): Manuel Pena (4/4 vs. SPR)



BATTING (CONT.)



STARTS BY BATTING ORDER (TEAM RECORD)											STARTS BY POSITION (TEAM RECORD)									
PLAYER	1	2	3	4	5	6	7	8	9	Tot.	C	1B	2B	3B	SS	LF	CF	RF	DH	Tot.
Gavin Conticello				5-7	7-5	5-6	2-1	1-0		20-19						1-3		16-15	3-1	20-19
Adrian De Leon								2-0	5-10	7-10	7-10									7-10
Junior Franco	1-1					2-0	0-3	3-6	13-7	19-17						10-12	4-3	2-0	3-2	19-17
Lourdes Gurriel Jr.		1-0	0-1							1-1						1-1				1-1
Drew Jones	9-3				5-6	7-10				21-19							21-19			21-19
Gavin Logan								12-8	3-4	15-12	15-12									15-12
Jansel Luis	1-1	4-3	6-8	2-1	8-5	1-3				22-21				14-15	7-6				1-0	22-21
Ben McLaughlin	3-2	0-2	3-1	15-10	3-2		1-0			25-17		20-16							5-1	25-17
Matt O'Neill								2-0	1-0	3-0	3-0									3-0
Angel Ortiz	2-2	2-1	0-1	1-4	1-1	5-2	5-2	2-2	1-0	19-15						9-5		7-7	3-3	19-15
Manuel Pena	0-5	6-3	16-11	1-0	0-2	1-0	0-1			24-22		5-5	4-2	7-7		4-1			4-7	24-22
Danny Serretti				1-0	1-1	4-1	13-11	1-3		20-16			17-15	1-0					2-1	20-16
Cristofer Torin	7-6	12-13								19-19					17-15				2-4	19-19
Jesus Valdez							2-3	2-2	1-0	5-5		0-1	2-1	1-0					2-3	5-5
Jean Walters	2-2						2-1	0-1	1-1	5-5			2-4	2-0	1-1					5-5

HOME RUN SPLITS												
PLAYER	vL	vR	Home	Road	Tied Game	Go Ahead	LF	LCF	CF	RCF	RF	Team W-L
Gavin Conticello		4		4	2		3	1				2-1
Junior Franco		3	2	1	1						3	2-1
Lourdes Gurriel Jr.		1	1			1		1				1-0
Drew Jones		1		1						1		1-0
Gavin Logan	3	4	4	3		2	2	1			4	3-2
Jansel Luis	1	5	5	1	2	1			3	1	2	1-4
Ben McLaughlin	2	2	3	1					1	2	1	3-0
Angel Ortiz		3	3		1	1				2	1	3-0
Manuel Pena	5	14	10	9	3	3	2	3	4	4	6	9-8
Danny Serretti	4	3	4	3		3	1	3	1	1	1	4-3
Cristofer Torin	1	3	1	3		1	3	1				1-3
Jean Walters	1	2	2	1		1				1	2	2-1

MULTI-RUN INNINGS		
RUNS	NO. OF TIMES	LAST
2	39	6th inning, 5/26 at MID
3	17	5th inning, 5/27 at MID
4	8	2nd inning, 5/27 at MID
5	2	6th inning, 5/23 vs. NWA
6	2	5th inning, 4/28 at MID
7	1	7th inning, 5/23 vs. NWA
8+		

HITTING STREAKS (CURRENT IN BOLD)			
PLAYER	GAMES	DATES	STREAK STATS
Ben McLaughlin	11	4/19-5/2	.375 (18x48), 6 2B, HR, 8 RBI
Jansel Luis	8	5/19-5/28	.467 (14x30), 2B, 2 HR
Manuel Pena	8	4/11-4/19	.500 (18x36), 5 2B, 6 HR, 13 RBI
Junior Franco	7	4/26-5/3 (2)	.440 (11x25), HR, 5 RBI
Jansel Luis	6	4/23-4/29	.357 (10x28), 3 2B, 3B, 5 RBI
Danny Serretti	6	4/4-4/11	.412 (7x17), 2B, 2 HR, 4 RBI
Drew Jones	6	5/21-5/28	.300 (6x20), 2B

ARIZONA DIAMONDBACKS TOP PROSPECTS (MLB PIPELINE)			
Rk.	Player	Pos.	Age
1	Ryan Waldschmidt	OF	23
2	Kayson Cunningham	SS	19
3	Slade Caldwell	OF	19
4	Tommy Troy	2B	24
5	Demetrio Crisantes	INF	21
6	JD Dix	2B	20
7	Daniel Eagen	RHP	23
8	David Hagaman	RHP	23
9	Patrick Forbes	RHP	21
10	Lujames Groover	3B	24

SCORE BY INNING											
	1	2	3	4	5	6	7	8	9	10+	TOT.
Opponent	16	22	26	26	43	26	40	32	29	3	263
Amarillo	18	47	17	21	36	37	38	18	14	8	254

#15 CASEY ANDERSON

B: Right **T:** Right **HT:** 6'4" **WT:** 185 **AGE:** 25 (8/31/2000) **HOMETOWN:** Salt Lake City, UT

G-GS	IP	W-L	SV-SVO	K	BB	ERA	WHIP	IR-S
17-0	24.2	3-0	2-3	28	15	4.01	1.38	11-5

Last Win: 5/17 at CC
Last Loss:
Last Save: 5/2 at MID

2025:	IP	ERA	H	K	BB
97.0	5.85	106	93	45	
vs. MID:	IP	ERA	H	K	BB
4.0	0.00	1	5	1	
'26 Highs:	IP	ER	H	K	NP
2.0	5	6	4	43	

Recorded his first Double-A save on April 23 in a 7-5 win over San Antonio...tossed a hitless ninth and struck out two.
 Tied for the team-lead in wins this season (3).
 Posting a 1-0 record with a 2.31 ERA and a 0.94 WHIP in eight May appearances.
 Struck out three batters over two shutout innings in Amarillo's playoff series against Midland last September.

LAST 6 OUTINGS	IP	H	R	ER	HR	BB	SO	NP-S
5/27 at MID	1.0	0	0	0	0	1	1	13-7
5/22 vs. NWA	1.0	1	0	0	0	0	0	12-9
5/19 vs. NWA	2.0	0	0	0	0	0	1	22-14
5/17 at CC	1.0	2	2	2	0	1	1	23-14
5/14 at CC	1.0	0	0	0	0	0	0	12-8
5/9 vs. WCH	2.0	1	0	0	0	1	4	33-19
Totals: 2.25 ERA	8.0	4	2	2	0	3	7	--

Splits	AVG	H	AB	BB	K
Home	.220	11	50	10	14
Road	.182	8	44	5	14
vs LHB	.217	10	46	6	16
vs RHB	.209	9	43	9	12

#43 ROMAN ANGELO

B: Right **T:** Right **HT:** 6'5" **WT:** 220 **AGE:** 26 (5/17/2000) **HOMETOWN:** Omaha, NE

G-GS	IP	W-L	SV-SVO	K	BB	ERA	WHIP	IR-S
10-2	24.0	3-0	0-1	30	11	6.00	1.29	2-0

Last Win: 4/22 at SA
Last Loss:
Last Save:

2025:	IP	ERA	H	K	BB
113.0	5.18	107	112	60	
vs. MID:	IP	ERA	H	K	BB
0.0	--	0	0	0	
'26 Highs:	IP	ER	H	K	NP
4.0	8	7	5	67	

Was the winning pitcher in each of Amarillo's first two wins this season...currently tied for the most wins on the team this year (3).
 Spent the majority of 2025 in Amarillo last season, made the second most starts for the Soddiess (23).
 Promoted to Triple-A Reno on 5/3...made his second start of the season in the minors, tossing 3.0 IP and allowed four runs.
 Made first relief appearance in two years on 4/4 vs. SPR, tossed three no-hit innings...first relief outing since 4/5/24.

LAST 6 OUTINGS	IP	H	R	ER	HR	BB	SO	NP-S
5/24 vs. NWA	4.0	1	1	1	1	0	5	53-38
5/20 vs. NWA	1.0	1	1	1	1	0	2	19-12
5/15 at CC	1.0	1	1	1	0	2	2	28-16
5/9 vs. WCH	3.1	3	2	2	0	2	5	60-35
4/26 at SA	1.2	1	1	1	0	2	1	37-21
4/22 at SA	1.0	0	0	0	0	0	1	11-7
Totals: 4.50 ERA	12.0	7	6	6	2	6	16	--

Splits	AVG	H	AB	BB	K
Home	.222	12	54	6	20
Road	.229	8	35	5	10
vs LHB	.295	13	44	4	12
vs RHB	.156	7	45	7	18

#24 ALEC BAKER

B: Right **T:** Right **HT:** 6'3" **WT:** 202 **AGE:** 26 (12/4/1999) **HOMETOWN:** Springfield, MA

G-GS	IP	W-L	SV-SVO	K	BB	ERA	WHIP	IR-S
10-0	19.2	1-2	0-0	19	10	7.78	1.88	2-2

Last Win: 5/19 vs. NWA
Last Loss: 4/28 at MID
Last Save:

2025:	IP	ERA	H	K	BB
83.1	5.72	102	61	33	
vs. MID:	IP	ERA	H	K	BB
2.2	20.25	7	4	1	
'26 Highs:	IP	ER	H	K	NP
3.0	6	7	5	55	

Posted career-high tying five strikeouts on May 14 at CC...one of four Soddie relievers to fan 5+ in a single outing this year.
 Went deeper into the 9/7/25 game at ARK than any other of his career, posting a QS on 7.0 IP with three runs allowed.
 Entered Amarillo's rotation full-time upon his return from Reno, making 13 starts for the remainder of the season.
 Undertook his largest workload as a pro in 2025, logging the most innings pitched (86.1) and making the most starts (15).

LAST 6 OUTINGS	IP	H	R	ER	HR	BB	SO	NP-S
5/24 vs. NWA	1.0	2	1	1	0	0	0	16-10
5/19 vs. NWA	1.0	0	0	0	0	0	0	5-4
5/14 at CC	2.0	0	0	0	0	0	5	26-17
5/5 vs. WCH	1.1	2	2	2	0	3	1	45-22
4/28 at MID	2.2	7	6	6	1	1	4	55-37
4/24 at SA	2.0	5	4	4	0	1	3	43-27
Totals: 11.70 ERA	10.0	16	13	13	1	5	13	--

Splits	AVG	H	AB	BB	K
Home	.306	11	36	7	6
Road	.381	16	42	3	13
vs LHB	.435	20	46	6	8
vs RHB	.219	7	32	4	11

#26 JONATAN BERNAL

B: Right **T:** Right **HT:** 6'1" **WT:** 194 **AGE:** 23 (6/29/2002) **HOMETOWN:** Mazatlan, Sinaloa, MEX

G-GS	IP	W-L	SV-SVO	K	BB	ERA	WHIP	IR-S
10-0	24.0	2-0	1-1	30	5	1.50	0.67	5-3

Last Win: 5/12 at CC
Last Loss:
Last Save: 5/26 at MID

2025:	IP	ERA	H	K	BB
72.1	4.98	79	51	21	
vs. MID:	IP	ERA	H	K	BB
5.2	0.00	0	9	2	
'26 Highs:	IP	ER	H	K	NP
3.0	2	3	6	44	

Picked up first save of season on May 26 at MID...became 7th Soddie reliever in club history with 6+ K in 3.0 IP or less.
 Owns the second-longest scoreless innings streak (10.2 IP) of any Soddiess reliever this season...did not give up a run from 4/19.
 Threw three perfect innings of relief on 5/21 vs. NWA, the longest perfect outing out of the bullpen by any Sod Poodle in 2026.
 Was acquired by the Diamondbacks on 5/15/25 as a FA after spending time with the Leones de Yucatan in the Mexican League.

LAST 6 OUTINGS	IP	H	R	ER	HR	BB	SO	NP-S
5/26 at MID	3.0	0	0	0	0	1	6	43-31
5/21 vs. NWA	3.0	0	0	0	0	0	4	33-22
5/16 at CC	2.1	2	2	2	1	0	2	29-22
5/12 at CC	2.0	1	0	0	0	0	3	35-22
5/6 vs. WCH	2.0	1	0	0	0	0	3	23-18
4/30 at MID	2.2	0	0	0	0	1	3	37-22
Totals: 1.20 ERA	15.0	4	2	2	1	2	21	--

Splits	AVG	H	AB	BB	K
Home	.182	6	33	1	11
Road	.111	5	45	4	19
vs LHB	.103	4	39	4	14
vs RHB	.175	7	40	1	16

#16 YORDIN CHALAS

B: Right **T:** Right **HT:** 6'4" **WT:** 175 **AGE:** 22 (2/22/2004) **HOMETOWN:** La Romana, DR

G-GS	IP	W-L	SV-SVO	K	BB	ERA	WHIP	IR-S
1-0	1.0	0-0	0-0	1	2	0.00	3.00	0-0

Last Win:
Last Loss:
Last Save:

2025:	IP	ERA	H	K	BB
71.1	6.06	79	68	38	
vs. MID:	IP	ERA	H	K	BB
1.0	0.00	1	1	2	
'26 Highs:	IP	ER	H	K	NP
1.0	0	1	1	19	

Pitched in 7 games for High-A Hillsboro this season...didn't allow any runs over 9.0 IP with 8 Ks and a 0.78 WHIP.
 Won the NWL Pitcher of the Week award for the week of 6/15/2025 after tossing four no-hit frames against Eugene.
 Played in the AFL last fall for the Salt River Rafters... had a 2.35 ERA (2 ER/7.2 IP).
 Recorded at least one save at the first three levels of professional baseball he's played in... 11-for-14 in all career SVO.

LAST 6 OUTINGS	IP	H	R	ER	HR	BB	SO	NP-S
5/27 at MID	1.0	1	0	0	0	2	1	19-8
Totals: 0.00 ERA	1.0	1	0	0	0	2	1	--

Splits	AVG	H	AB	BB	K
Home	--	0	0	0	0
Road	.333	1	3	2	1
vs LHB	.500	1	2	0	0
vs RHB	.000	0	1	2	1

#33 BILLY CORCORAN

B: Right **T:** Right **HT:** 6'8" **WT:** 220 **AGE:** 26 (8/21/1999) **HOMETOWN:** Chester, PA

G-GS	IP	W-L	SV-SVO	K	BB	ERA	WHIP	IR-S
5-1	7.2	0-0	0-0	11	6	11.74	2.22	0-0

Last Win: 2025: IP- 21.1 ERA- 10.55 H- 36 K- 18 BB- 7
Last Loss: vs. MID: IP- 2.0 ERA- 9.00 H- 2 K- 2 BB- 2
Last Save: '26 Highs: IP- 2.1 ER- 4 H- 3 K- 4 NP- 43

Is making his second stint with Amarillo...made 20 starts with the Sod Poodles in 2024, posting a 4.92 ERA (58 ER/106.0 IP).
 Was the Texas League Pitcher of the Week for the week of June 2, 2024...allowed one run in 12.0 IP in a series at Arkansas.
 Spent all of 2025 with Triple-A Reno...was limited to just five starts due to injury.
 Began this season with High-A Hillsboro...appeared in two games out of the bullpen and allowed two earned runs in 5.2 IP.

LAST 6 OUTINGS	IP	H	R	ER	HR	BB	SO	NP-S	
5/23 vs. NWA	1.2	2	1	1	0	1	2	32-17	
5/15 at CC	0.1	3	2	2	0	0	1	17-13	
5/3 at MID	2.0	2	2	2	0	2	2	38-18	
4/25 at SA	2.1	2	1	1	1	1	4	43-29	
4/19 vs. FRI	1.1	2	4	4	0	2	2	36-20	
Totals:	11.74 ERA	7.2	11	10	10	1	6	11	--

Splits	AVG	H	AB	BB	K
Home	.333	4	12	3	4
Road	.350	7	20	3	7
vs LHB	.375	6	16	5	6
vs RHB	.333	5	15	1	5

#46 INDIGO DIAZ

B: Right **T:** Right **HT:** 6'5" **WT:** 250 **AGE:** 27 (10/14/1998) **HOMETOWN:** North Vancouver, BC, C

G-GS	IP	W-L	SV-SVO	K	BB	ERA	WHIP	IR-S
10-0	9.2	1-1	0-1	12	10	16.76	2.90	3-0

Last Win: 5/9 vs. WCH
Last Loss: 4/7 at NWA
Last Save: 2025: IP- 52.1 ERA- 2.58 H- 36 K- 46 BB- 22
 vs. MID: IP- 2.0 ERA- 4.50 H- 1 K- 3 BB- 2
 '26 Highs: IP- 2.0 ER- 7 H- 4 K- 3 NP- 37

Represented Canada in the 2026 World Baseball Classic... appeared in two games, allowing one earned run over 1.2 IP.
 Signed with the Diamondbacks as a free agent to a minor league contract on December 24, 2025.
 Was named an MiLB.com Organization All-Star in 2021 as part of the Atlanta Braves farm system.
 Selected by the Braves in the 27th round (817 ovr.) of the 2019 MLB Draft out of Michigan State.

LAST 6 OUTINGS	IP	H	R	ER	HR	BB	SO	NP-S	
5/27 at MID	1.0	0	0	0	0	1	1	13-7	
5/24 vs. NWA	1.0	4	4	4	1	0	1	27-16	
5/19 vs. NWA	0.1	1	0	0	0	1	0	16-10	
5/15 at CC	1.0	0	0	0	0	0	1	11-8	
5/9 vs. WCH	0.1	0	0	0	0	0	0	3-1	
5/7 vs. WCH	1.0	2	2	2	1	1	3	28-18	
Totals:	11.87 ERA	4.2	7	6	6	2	3	6	--

Splits	AVG	H	AB	BB	K
Home	.409	9	22	4	5
Road	.375	9	24	6	7
vs LHB	.318	7	22	7	7
vs RHB	.458	11	24	3	5

#38 ANTONIO MENENDEZ

B: Right **T:** Right **HT:** 6'4" **WT:** 215 **AGE:** 27 (3/11/1999) **HOMETOWN:** Reston, VA

G-GS	IP	W-L	SV-SVO	K	BB	ERA	WHIP	IR-S
17-0	25.1	2-0	0-0	26	7	2.49	0.83	5-0

Last Win: 5/2 at MID
Last Loss: 2025: IP- 44.1 ERA- 5.08 H- 40 K- 42 BB- 22
Last Save: vs. MID: IP- 5.0 ERA- 0.00 H- 1 K- 5 BB- 0
 '26 Highs: IP- 2.1 ER- 3 H- 5 K- 3 NP- 39

From Opening Day through May 17, allowed a run in only two of his 14 appearances (22.0 IP) with a 1.64 ERA and 0.55 WHIP.
 Ranks 6th among Texas League relievers (min. 22.0 IP) in ERA (2.49) and 4th in WHIP (0.83).
 Acquired by the Diamondbacks when his contract was purchased by Arizona in the 2025 Rule 5 Draft, AAA Phase.
 Selected by the Tampa Bay Rays in the 14th round (431st ovr.) of the 2021 MLB Draft... agreed to a \$100k signing bonus.

LAST 6 OUTINGS	IP	H	R	ER	HR	BB	SO	NP-S	
5/27 at MID	1.0	0	0	0	0	0	1	14-7	
5/23 vs. NWA	1.0	1	0	0	0	1	1	18-9	
5/20 vs. NWA	1.1	5	3	3	1	2	0	38-20	
5/17 at CC	1.2	0	0	0	0	0	1	17-12	
5/14 at CC	1.0	0	0	0	0	0	1	13-8	
5/12 at CC	1.0	0	0	0	0	0	2	13-9	
Totals:	3.86 ERA	7.0	6	3	3	1	3	6	--

Splits	AVG	H	AB	BB	K
Home	.297	11	37	5	7
Road	.058	3	52	2	19
vs LHB	.140	6	43	5	11
vs RHB	.174	8	46	2	15

#35 LOGAN MERCADO

B: Right **T:** Right **HT:** 6'0" **WT:** 215 **AGE:** 24 (10/19/2001) **HOMETOWN:** Pasco, WA

G-GS	IP	W-L	SV-SVO	K	BB	ERA	WHIP	IR-S
10-0	18.1	0-0	0-1	25	6	5.40	1.36	1-0

Last Win: 2025: IP- 53.0 ERA- 3.74 H- 39 K- 61 BB- 29
Last Loss: vs. MID: IP- 5.0 ERA- 1.80 H- 2 K- 6 BB- 2
Last Save: '26 Highs: IP- 2.2 ER- 6 H- 5 K- 4 NP- 58

In two games at SA from 4/23-4/26, he did not allow a run over 4.0 IP.
 Started 2026 with High-A Hillsboro...allowed two earned runs in 6.1 IP, striking out 10 and walking two.
 Made it to Triple-A Reno in his first season as a pro in 2025, pitching in one game with the club on September 20.
 Played in college at Oregon from 2021-2024...was an All-Pac-12 Conference Honorable Mention in 2024.

LAST 6 OUTINGS	IP	H	R	ER	HR	BB	SO	NP-S	
5/28 at MID	1.0	0	0	0	0	0	2	13-11	
5/22 vs. NWA	1.1	2	1	1	0	1	3	31-20	
5/17 at CC	2.1	2	0	0	0	0	4	36-24	
5/13 at CC	1.0	2	1	1	0	0	0	17-13	
5/7 vs. WCH	2.0	5	6	6	2	0	2	42-29	
5/3 at MID	2.0	1	0	0	0	2	2	41-24	
Totals:	7.45 ERA	9.2	12	8	8	2	3	13	--

Splits	AVG	H	AB	BB	K
Home	.393	11	28	3	9
Road	.182	8	44	3	16
vs LHB	.219	7	32	5	9
vs RHB	.300	12	40	1	16

#14 ALFRED MORILLO

B: Right **T:** Right **HT:** 6'3" **WT:** 190 **AGE:** 24 (11/14/2001) **HOMETOWN:** Santo Domingo, DR

G-GS	IP	W-L	SV-SVO	K	BB	ERA	WHIP	IR-S
15-0	16.1	1-1	0-3	22	13	9.92	2.14	2-0

Last Win: 4/17 vs. FRI
Last Loss: 4/14 vs. FRI
Last Save: 2025: IP- 60.1 ERA- 4.92 H- 65 K- 60 BB- 34
 vs. MID: IP- 2.0 ERA- 4.50 H- 1 K- 4 BB- 1
 '26 Highs: IP- 2.0 ER- 5 H- 6 K- 4 NP- 41

Against right-handed hitters this year, is posting a 13.97 K/9.
 Began 2025 in Amarillo, converting his first save opportunity on 4/23...recorded a save in three of his next four games.
 Was called up to Reno on July 9 of last year and earned his first win in the PCL after 2.1 scoreless innings of relief on 7/30.
 His 13 saves for High-A Hillsboro led the Northwest League in 2024.

LAST 6 OUTINGS	IP	H	R	ER	HR	BB	SO	NP-S	
5/23 vs. NWA	1.0	3	2	2	0	1	2	26-18	
5/19 vs. NWA	1.0	1	0	0	0	1	0	22-14	
5/16 at CC	1.0	2	1	1	0	0	2	22-17	
5/13 at CC	1.1	0	0	0	0	1	1	18-10	
5/9 vs. WCH	2.0	0	0	0	0	0	4	25-19	
5/5 vs. WCH	1.0	2	3	3	1	1	2	20-14	
Totals:	7.36 ERA	7.1	8	6	6	1	4	11	--

Splits	AVG	H	AB	BB	K
Home	.385	15	39	6	11
Road	.233	7	30	7	11
vs LHB	.433	13	30	6	7
vs RHB	.231	9	39	7	15



SODDIES BULLPEN



#11 CARLOS REY										LAST 6 OUTINGS		IP	H	R	ER	HR	BB	SO	NP-S		
B: Left		T: Left		HT: 6'2"	WT: 180	AGE: 24 (5/19/2002)		HOMETOWN: Hialeah, FL		5/28 at MID		0.1	1	1	1	0	2	1	21-8		
G-GS		IP		W-L		SV-SVO		K		BB		ERA		WHIP		IR-S		5/23 vs. NWA			
18-0		16.0		2-3		1-1		34		18		3.38		1.63		19-6		5/20 vs. NWA			
Last Win: 5/23 vs. NWA				2025:		IP- 61.1		ERA- 3.82		H- 51		K- 80		BB- 41				5/17 at CC			
Last Loss: 5/28 at MID				vs. MID:		IP- 2.1		ERA- 3.86		H- 1		K- 5		BB- 3				5/15 at CC			
Last Save: 5/17 at CC				'26 Highs:		IP- 1.2		ER- 3		H- 2		K- 4		NP- 44				5/13 at CC			
										Totals: 1.80 ERA		5.0	1	1	1	0	5	8	--		
										Splits		AVG	H	AB	BB	K					
										Home		.130	3	23	9	16					
										Road		.161	5	31	9	18					
										vs LHB		.056	1	18	8	13					
										vs RHB		.194	7	36	10	21					


 Pitched 13 consecutive scoreless appearances from 4/15-5/23...had 28 strikeouts over 13.2 innings (18.44 K/9) during that span.


 Currently ranks tied for 2nd in the Texas League among relievers in strikeouts this season with 34.


 Earned his first career Double-A save on May 17 at Corpus Christi.


 Was credited with his first win in Double-A on April 23 in a 7-5 win at SA...struck out the side in his one inning of relief.

#23 LANDON SIMS										LAST 6 OUTINGS		IP	H	R	ER	HR	BB	SO	NP-S		
B: Right		T: Right		HT: 6'2"	WT: 227	AGE: 25 (1/3/2001)		HOMETOWN: Lawrenceville, GA		5/28 at MID		0.2	2	1	1	0	2	0	20-8		
G-GS		IP		W-L		SV-SVO		K		BB		ERA		WHIP		IR-S		5/24 vs. NWA			
18-0		20.0		1-3		8-8		15		10		4.50		1.55		5-2		5/22 vs. NWA			
Last Win: 4/16 vs. FRI				2025:		IP- 52.0		ERA- 3.63		H- 51		K- 57		BB- 31				5/19 vs. NWA			
Last Loss: 5/24 vs. NWA				vs. MID:		IP- 1.2		ERA- 5.40		H- 2		K- 0		BB- 2				5/15 at CC			
Last Save: 5/22 vs. NWA				'26 Highs:		IP- 2.0		ER- 2		H- 3		K- 2		NP- 33				5/12 at CC			
										Totals: 6.35 ERA		5.2	8	4	4	1	5	5	--		
										Splits		AVG	H	AB	BB	K					
										Home		.293	12	41	3	7					
										Road		.257	9	35	7	8					
										vs LHB		.316	12	38	6	5					
										vs RHB		.243	9	37	4	10					

 Has eight of Amarillo's 12 saves this year...tied for the Double-A lead in the category.

 Spent all of 2025 in Amarillo in what would be his first season working exclusively out of the bullpen.

 Led the Texas League in saves (12) and Soddiess pitchers in games (49), setting a franchise record.

 Following some growing pains in April last season, he did not allow an earned run in May across 9.2 innings pitched.

PITCHING SPLITS

	W	L	SV	ERA	IP	H	R	ER	HR	BB	K
Starters	7	10	0	4.63	198.1	173	113	102	31	69	203
Relievers	18	12	13	5.84	215.2	205	150	142	33	126	271
Home	8	12	3	6.99	184.0	204	153	143	47	93	202
Road	17	10	10	3.87	230.0	174	110	101	17	102	272
Day	5	5	3	4.73	85.2	69	50	45	10	41	94
Night	20	17	10	5.40	328.1	309	213	199	54	154	380
April	12	12	6	6.19	212.1	212	154	146	35	112	242
May	13	10	7	4.28	201.2	166	109	98	29	83	232
June	--	--	--	--	--	--	--	--	--	--	--
July	--	--	--	--	--	--	--	--	--	--	--
August	--	--	--	--	--	--	--	--	--	--	--
September	--	--	--	--	--	--	--	--	--	--	--
Totals	25	22	13	5.26	414.0	378	263	244	64	195	474

PEN REPORT (NP-S)

PITCHER	5/22	5/23	5/24	5/25	5/26	5/27	5/28
	NWA	NWA	NWA	OFF	MID	MID	MID
Casey Anderson	12-9	-	-	-	-	13-7	-
Roman Angelo	-	-	53-38	-	-	-	-
Alec Baker	-	-	16-10	-	-	-	-
Jonatan Bernal	-	-	-	-	43-31	-	-
Yordin Chalas	-	-	-	-	-	19-8	-
Billy Corcoran	-	32-17	-	-	-	-	-
Indigo Diaz	-	-	27-16	-	-	13-7	-
Antonio Menendez	-	18-9	-	-	-	14-7	-
Logan Mercado	31-20	-	-	-	-	-	13-11
Alfred Morillo	-	26-18	-	-	-	-	-
Carlos Rey	-	18-11	-	-	-	-	21-8
Landon Sims	20-12	-	26-20	-	-	-	20-8

CATCHER STATS

	CS	SB	ATT	%	PB	IP	ER	ERA
Adrian De Leon	8	22	30	.267	2	143.1	102	6.40
Gavin Logan	18	50	68	.265	0	244.2	136	5.00
Matt O'Neill	1	2	3	.333	0	26.0	4	1.38
TOTAL	27	74	101	.267	2	414.0	242	5.26

PITCHING STREAKS (RELIEVERS)

Consecutive Scoreless Innings				Consecutive Scoreless Appearances			
Pitcher	IP	Dates	Streak Stats	Pitcher	G	Dates	Streak Stats
Carlos Rey	13.2	4/15-5/23	3 H, 10 BB, 28 K	Carlos Rey	13	4/15-5/23	13.2 IP, 3 H, 10 BB, 28 K
Jonatan Bernal	10.2	4/19-5/12	4 H, 1 BB, 14 K	Antonio Menendez	6	4/16-5/5	9.2 IP, 3 H, 2 BB, 10 K
Antonio Menendez	9.2	4/16-5/5	3 H, 2 BB, 10 K	Jonatan Bernal	5	4/19-5/12	10.2 IP, 4 H, 1 BB, 14 K
Antonio Menendez	6.2	4/3-4/10	1 H, 1 BB, 7 K	Alfred Morillo	4	4/17-4/29	4.0 IP, 0 H, 1 BB, 5 K
Jonatan Bernal	6.0	5/21-5/26	0 H, 1 BB, 10 K	Jonatan Bernal	4	4/19-5/6	8.2 IP, 3 H, 1 BB, 11 K
Casey Anderson	4.0	5/19-5/27	1 H, 1 BB, 1 K	Landon Sims	4	4/24-5/6	4.0 IP, 0 H, 1 BB, 1 K

VS. TEXAS LEAGUE

NORTH	2026						ALL-TIME					
	HOME		ROAD		TOTAL		HOME		ROAD		TOTAL	
	W	L	W	L	W	L	W	L	W	L	W	L
ARKANSAS	0	0	0	0	0	0	14	16	14	17	28	33
NORTHWEST ARKANSAS	3	3	2	4	5	7	16	15	22	15	38	30
SPRINGFIELD	0	3	0	0	0	3	16	20	12	13	28	33
TULSA	0	0	0	0	0	0	20	17	19	18	39	35
WICHITA	2	3	0	0	2	3	16	13	7	5	23	18
TOTAL	5	9	2	4	7	13	82	81	74	68	156	149

SOUTH	2026						ALL-TIME					
	HOME		ROAD		TOTAL		HOME		ROAD		TOTAL	
	W	L	W	L	W	L	W	L	W	L	W	L
CORPUS CHRISTI	0	0	4	2	4	2	32	23	33	45	65	68
FRISCO	3	3	0	0	3	3	43	46	24	36	67	82
MIDLAND	0	0	6	3	6	3	38	33	47	39	85	72
SAN ANTONIO	0	0	5	1	5	1	22	23	35	31	57	54
TOTAL	3	3	15	6	18	9	135	125	139	151	274	276

HIGHS, LOWS, LAST TIME IT HAPPENED



HIGHS AND LOWS (2026)

SOD POODLES OFFENSE

Most Runs, Game	17 (5/23 vs. NWA)
Most Runs, Inning	7 (5/23 vs. NWA, 7th inn.)
Most Hits, Game (Team)	17 (5/23 vs. NWA)
Most Hits, Game (Indiv.)	5 (Pena, 4/16 vs. FRI)
Fewest Hits, Game	3 (4x), last: 5/28 at MID
Most Hits, Inning	7 (2x), last: 5/23 vs. NWA, 7th inn.
Most HRs, Game (Team)	5 (2x), last: 4/16 vs. FRI
Most HRs, Game (Indiv.)	3, Logan, 5/9 vs. WCH
Most HRs, Inning (Team)	3 (5/23 vs. NWA, 7th inn.)
Most RBI, Game (Indiv.)	6 (Luis, 5/24 vs. NWA)
Most Total Bases, Game (Indiv.)	13, Logan, 5/9 vs. WCH
Most SBs, Game (Team)	4 (5/23 vs. NWA)
Most SBs, Game (Indiv.)	2 (6x), last: Jones, 5/19 vs. NWA
Grand Slams	1 (Logan, 4/8 at NWA)
Most Runners LOB, Team	13 (2x), last: 5/3 (2) at MID
Most Runs Combined (Two Teams)	26 (2x), last: 5/7 vs. WCH
Most Hits Combined (Two Teams)	36 (4/14 vs. FRI)
Most HR During Series (Two Teams)	28 (4/14-4/19 vs. FRI)
Most Runs to Overcome Deficit	6, (6-0, 2nd inn., 5/9 vs. WCH)

SOD POODLES DEFENSE

Most Errors, Team	2 (7x), last: 5/16 at CC
Most Errors, Individual	2, Pena, 5/9 vs. WCH
Most Double Plays	3 (3x), last: 5/26 at MID

SOD POODLES PITCHING

Most Ks, Team (9 innings)	17 (5/6 vs. WCH)
Most Ks, Team (extra innings)	17 (5/9 vs. WCH, 10 inn.)
Most Walks, Team	10 (4/11 at NWA, 10 inn.)
Shutouts	3, last: Cabrera/Chalas/Menendez/Diaz/Anderson, 5/27 at MID
Complete Games (9 IP)	
Complete Games (7 IP)	
Complete Game Shutout (Indiv.)	
Longest Start	6.0 IP (5x), last: Short, 5/28 at MID
Longest Relief Appearance	3.1, Angelo, 5/9 vs. WCH
Most Ks, Individual	11 (Grosz, 5/6 vs. WCH)
Most Walks, Individual	7, Grosz, 5/19 vs. NWA

OPPONENTS OFFENSE

Most Runs, Game	19 (5/7 vs. WCH)
Most Runs, Inning	8 (7th, 4/7 at NWA)
Most Hits, Game (Team)	20 (4/14 vs. FRI)
Most Hits, Game (Indiv.)	5 (Martinez, 4/14 vs. FRI)
Fewest Hits, Game	2, 5/6 vs. WCH
Most Hits, Inning	6 (3x), last: (5th, 5/16 at CC)
Most HRs, Game (Team)	10 (5/7 vs. WCH)
Most HRs, Game (Indiv.)	3 (Spain, 5/7 vs. WCH)
Most SBs, Game (Team)	7, 5/9 vs. WCH
Most SBs, Game (Indiv.)	3 (Encarnacion, 5/15 at CC)
Grand Slams	1 (3x), last: 4/5 vs. SPR
Most Runners LOB, Team	12 (4/4 vs. SPR)
Most Runs to Overcome Deficit	6 (8-2, Mid 5, 4/28 at MID)

OPPONENTS PITCHING

Most Ks, Team (9 innings)	13 (5/20 vs. NWA)
Most Ks, Team (extra innings)	16 (4/25 at SA)
Most Walks, Team	9 (5/17 at CC)
Shutouts	
Most Ks, Individual	8 (2x), last: Mozzicato, 5/24 vs. NWA
Most Walks, Individual	6 (Dombroski, 5/17 at CC)

OPPONENTS DEFENSE

Most Errors, Team	3, 5/12 at CC
Most Errors, Individual	2, Austin, 5/12 at CC
Most Double Plays	3 (2x), last: 4/24 at SA

MISCELLANEOUS

Longest Home Game Time (9 inn.)	3:25 (4/14 vs. FRI)
Shortest Home Game Time (9 inn.)	2:07 (5/6 vs. WCH)
Longest Road Game Time (9 inn.)	3:01 (5/13 at CC)
Shortest Road Game Time (9 inn.)	2:06 (5/26 at MID)
Longest Game Time (7 inn.)	2:19 (5/24 vs. NWA)
Shortest Game Time (7 inn.)	1:53 (5/3 (1) at MID)
Longest Extra-Inning Game	3:21 (5/9 vs. WCH)
Longest Game (Innings)	11 innings (2x), last: 5/19 vs. NWA
Highest Attendance	6,632 (5/6 vs. WCH)

LAST TIME IT HAPPENED

SOD POODLES INDIVIDUAL

Perfect Game	
No-Hitter (Individual)	
No-Hitter (Combined)	
No-Hitter (7-Inning)	Tabor, 7/11/21 at SA; Frias, 8/1/21 vs. SA
1-Hitter (Individual)	7/29/22 (Walston, 5-inning game)
1-Hitter (Combined)	8/25/23 at SA (Hill, Rashi, Otanez)
2-Hitter (Individual)	
2-Hitter (Combined)	5/6/26 vs. WCH (Grosz, Bernal, Rey, Sims)
3-Hitter (Individual)	
3-Hitter (Combined)	5/27/26 at NWA (Cabrera/Chalas/Menendez/Diaz/Anderson)
Complete Game Shutout (9 inn.)	
Complete Game Shutout (7 inn.)	Frias, 8/1/21 vs. SA
Immaculate Inning	Durke (4/18/26 vs. FRI, 7th Inning)
10+ Strikeouts	Grosz (11, 5/6/26 vs. WCH)
Four (4) Hits	Luis (5/23/26 vs. NWA)
Five (5) Hits	Pena (4/16/26 vs. FRI)
Six (6) Hits	
Three (3) Doubles	Pena (4/16/26 vs. FRI)
Four (4) Doubles	
Two (2) Triples	
Two (2) HR Game	Luis (5/24 vs. NWA)
Three (3) HR Game	Logan (5/9/26 vs. WCH)
Grand Slam (Home)	Waldschmidt (9/14/25 vs. MID)
Grand Slam (Road)	Logan (4/8/26 at NWA)
Inside-The-Park Home Run	Lawlar (7/3/23 (1) vs. TUL)
Back-To-Back HRs	Pena/McLaughlin, 5th inning (5/22/26 vs. NWA)
Back-To-Back-To-Back HRs	6/27/25 vs. ARK - Melendez/Roberts/Pena (3rd inning)
B-2-B-2-B-2-B HRs	9/11/21 vs. TUL - Garrett/Kennedy/Fletcher/Canzone (3rd inning)
HR, Both Sides of the Plate:	Luis (5/24/26 vs. NWA)
Hitting for the Cycle	Jones (4/29/26 at MID)

HR in 2 Straight Games	Pena/Serretti (5/22/26-5/23/26 vs. NWA)
HR in 3 Straight Games	Logan (8/26/25 - 8/30/25 vs. NWA)
HR in 4 Straight Games	Roberts (6/30/23 - 7/3/23 vs. TUL)
HR in 5 Straight Games	Pena (4/11/26 at NWA - 4/16/26 vs. FRI)
Triple in 2 Straight Games	Carroll (5/17/22-5/18/22 vs. TUL)
Triple in 3 Straight Games	Carroll (6/12/22-6/15/22 vs. FRI, at SA)
Five (5) RBI	Logan (5/9/26 vs. WCH)
Six (6) RBI	Luis (5/24/26 vs. NWA)
Seven (7) RBI	Roberts (8/15/25 vs. CC)
Four (4) Runs	Luis (5/23/26 vs. NWA)
Five (5) Runs	Cerda (8/17/25 vs. CC)
Two (2) Stolen Bases	Jones (5/19/26 vs. NWA)
Three (3) Stolen Bases	Troy (7/5/25 vs. MID)
Four (4) Stolen Bases	
Steal of Home (Straight)	Barrosa (9/4/22 vs. FRI)
Steal of Home (Double Steal)	Ortiz/Franco (4/17/26 vs. FRI)
Four (4) Walks	Robinson (6/26/24 at TUL)
Five (5) Walks	
10+ Total Bases in a game	Logan (13, 5/9/26 vs. WCH)
Most Total Bases in a game	13 (2x), last: Logan, 5/9/26

SOD POODLES TEAM

20 Runs, Game	9/11/21 vs. TUL
20+ Hits, Game	21 (6/27/25 vs. ARK)
10+ Runs, Inning	6/11/22 vs. FRI (11, 8th inning)
Back-to-Back 15-Hit Games	4/23/26 at SA - 4/24/26 at SA
Everyone in order gets a Hit	5/23/26 vs. NWA
Everyone in order Scores a Run	4/16/26 vs. FRI
15+ Strikeouts, Game (Batting)	4/25/26 at SA
Triple Play	9/3/25 at ARK (Groover-Walters-McLaughlin; 5-4-3)
Winning Streak	7 (7/25-8/1/25)
Losing Streak	7 (8/29/25-9/5/25)

SCHEDULE



Date	Opp.	W/L	Score	Winning Pitcher	Losing Pitcher	Save	W-L	Rk.	GB	Att.	TOG	Date	Opp.	W/L	Score	Winning Pitcher	Losing Pitcher	Save	W-L	Rk.	GB	Att.	TOG
4/3	SPR	L	10-1	Cijntje (1-0)	Eagen (0-1)		0-1	4	1.5	6,153	2:59	6/23	FRI										
4/4	SPR	L	7-4	Watson (1-0)	Rey (0-1)	Burns (1)	0-2	4	2.5	4,727	3:14	6/24	FRI										
4/5	SPR	L	6-4 (10)	Picone (1-0)	Sims (0-1)		0-3	4	3.0	3,601	2:40	6/25	FRI										
4/7	NWA	L	14-2	Cawyer (1-0)	Diaz (0-1)		0-4	5	4.0	3,852	2:35	6/26	FRI										
4/8	NWA	W	10-6	Angelo (1-0)	Patteson (1-1)		1-4	4	3.0	2,249	2:52	6/27	FRI										
4/9	NWA	L	4-1	Williams (1-0)	Eagen (0-2)	Cawyer (1)	1-5	4	4.0	3,044	2:34	6/28	FRI										
4/10	NWA	L	7-2	Monke (2-0)	Grosz (0-1)		1-6	4	4.0	3,338	2:35	6/30	SA										
4/11	NWA	L	5-4	Cawyer (2-0)	Rey (0-2)		1-7	5	5.0	3,716	2:51	7/1	SA										
4/12	NWA	W	6-3	Angelo (2-0)	Beam (0-1)		2-7	5	5.0	2,358	2:12 (16)	7/2	SA										
4/14	FRI	L	15-11	Velez (2-0)	Morillo (0-1)		2-8	5	6.0	3,054	3:25	7/3	SA										
4/15	FRI	L	10-7	Bormie (3-0)	Eagen (0-3)		2-9	5	7.0	3,447	2:57	7/4	SA										
4/16	FRI	W	13-12 (10)	Sims (1-1)	Roberts (0-1)		3-9	5	6.0	4,142	3:11	7/5	SA										
4/17	FRI	W	6-5 (10)	Morillo (1-1)	Brand (0-1)		4-9	4	6.0	5,146	3:08	7/7	ARK										
4/18	FRI	L	5-4	Bormie (4-0)	Baker (0-1)		4-10	4	7.0	4,265	2:54	7/8	ARK										
4/19	FRI	W	9-7	Anderson (1-0)	Davallilo (0-2)	Sims (1)	5-10	4	7.0	4,125	2:54	7/9	ARK										
4/22 (1)	SA	L	3-2	Gustin (1-0)	Eagen (0-4)		5-11	-	-	-	1:58	7/10	ARK										
4/22 (2)	SA	W	2-1	Angelo (3-0)	Yost (0-1)	Sims (2)	6-11	4	7.0	3,273	2:07	7/11	ARK										
4/23	SA	W	7-5	Rey (1-2)	Flynn (0-2)	Anderson (1)	7-11	4	7.0	4,177	2:56	7/12	ARK										
4/24	SA	W	8-7	Durke (1-0)	Custin (1-1)	Sims (3)	8-11	4	6.0	4,097	2:50	7/17	SPR										
4/25	SA	W	5-4 (10)	Anderson (2-0)	Moore (0-1)		9-11	4	6.0	5,677	3:04	7/18	SPR										
4/26	SA	W	3-2 (11)	Durke (2-0)	Pena (0-2)	Sims (4)	10-11	3	6.0	2,030	3:03	7/19	SPR										
4/28	MID	L	11-8	Johnson (2-0)	Baker (0-2)	Tomioka (4)	10-12	3	7.0	3,342	2:44	7/21	CC										
4/29	MID	W	10-2	Menendez (1-0)	Huggins (0-2)		11-12	3	6.0	3,088	2:40	7/22	CC										
4/30	MID	W	4-3	Bernal (1-0)	Causey (1-2)	Durke (1)	12-12	3	5.0	2,745	2:34	7/23	CC										
5/2	MID	W	3-1	Menendez (2-0)	Felham (0-1)	Anderson (2)	13-12	3	4.0	5,175	2:24	7/24	CC										
5/3 (1)	MID	W	9-2	Short (1-0)	Arnold (0-1)		14-12	-	-	-	1:53	7/25	CC										
5/3 (2)	MID	L	3-2	Tomioka (2-0)	Durke (2-1)		14-13	2	4.0	4,295	2:05	7/26	CC										
5/5	WCH	L	9-4	Nowlin (1-1)	Eagen (0-5)		14-14	3	4.0	3,704	2:50	7/28	SA										
5/6	WCH	W	3-1	Grosz (1-1)	Langenberg (0-3)	Sims (5)	15-14	2	4.0	6,632	2:07	7/29	SA										
5/7	WCH	L	19-7	Quinones (1-1)	Izzi (0-1)		15-15	3	5.0	5,018	2:54	7/30	SA										
5/8	WCH	L	5-4	Ryan (1-1)	Sims (1-2)		15-16	3	5.0	5,237	2:21	7/31	SA										
5/9	WCH	W	9-7 (10)	Diaz (1-1)	Bischoff (1-1)		16-16	2	4.0	5,116	3:21	8/1	SA										
5/10	WCH			CANCELLED								8/2	SA										
5/12	CC	W	2-0	Bernal (2-0)	Perez (1-3)	Sims (6)	17-16	2	3.5	3,017	2:34	8/4	ARK										
5/13	CC	L	7-6	David (2-1)	Durke (2-2)		17-17	2	3.5	4,059	3:01	8/5	ARK										
5/14	CC	W	6-1	Izzi (1-1)	Hicks (2-3)		18-17	2	3.5	3,131	2:26	8/6	ARK										
5/15	CC	W	6-5	Cabrera (1-0)	Swanson (2-4)	Sims (7)	19-17	2	2.5	3,095	2:54	8/7	ARK										
5/16	CC	L	9-4	Gillis (1-1)	Short (1-1)		19-18	2	2.5	4,015	2:38	8/8	ARK										
5/17	CC	W	5-3	Anderson (3-0)	David (2-2)	Rey (1)	20-18	2	1.5	4,852	2:38	8/9	ARK										
5/19	NWA	W	4-3 (11)	Baker (1-2)	Jessee (1-2)		21-18	2	0.5	3,158	2:49	8/11	MID										
5/20	NWA	L	8-1	Lamkin (1-1)	Izzi (1-2)		21-19	2	0.5	3,335	2:25	8/12	MID										
5/21	NWA	L	6-4	Beam (2-3)	Cabrera (1-1)	Rayo (1)	21-20	2	1.5	3,388	2:10	8/13	MID										
5/22	NWA	W	8-5	Short (2-1)	Patteson (2-3)	Sims (8)	22-20	2	1.5	4,139	2:15	8/14	MID										
5/23	NWA	W	17-5	Rey (2-2)	Owen (1-2)		23-20	-	-	6,592	1:54 (1:00)	8/15	MID										
5/24	NWA	L	8-6 (7)	Rayo (2-1)	Sims (1-3)		23-21	2	0.5	4,432	2:19	8/16	MID										
5/26	MID	W	2-0	Izzi (2-2)	Lin (2-1)	Bernal (1)	24-21	1	-	2,006	2:06	8/18	TUL										
5/27	MID	W	8-0	Cabrera (2-1)	Arnold (1-3)		25-21	1	-	2,445	2:22	8/19	TUL										
5/28	MID	L	2-1	Garland (1-0)	Rey (2-3)		25-22	1	-	4,015	2:14	8/20	TUL										
5/29	MID											8/21	TUL										
5/30	MID											8/22	TUL										
5/31	MID											8/23	TUL										
6/2	TUL											8/25	CC										
6/3	TUL											8/26	CC										
6/4	TUL											8/27	CC										
6/5	TUL											8/28	CC										
6/6	TUL											8/29	CC										
6/7	TUL											8/30	CC										
6/9	SPR											9/1	FRI										
6/10	SPR											9/2	FRI										
6/11	SPR											9/3	FRI										
6/12	SPR											9/4	FRI										
6/13	SPR											9/5	FRI										
6/14	SPR											9/6	FRI										
6/16	MID											9/8	SA										
6/17	MID											9/9	SA										
6/18	MID											9/10	SA										
6/19	MID											9/11	SA										
6/20	MID											9/12	SA										
6/21	MID											9/13	SA										

MONTH-BY-MONTH

BATTING

PITCHING

	AVG	HR	R/G	Wins	Losses	Saves	ERA
APRIL	.265	31	5.54	12	12	6	6.19
MAY	.243	32	5.26	13	10	7	4.28
JUNE	-	-	-	--	--	--	--
JULY	-	-	-	--	--	--	--
AUGUST	-	-	-	--	--	--	--
SEPTEMBER	-	-	-	--	--	--	--

POSTPONEMENTS/CANCELLATIONS

4/21 at SA	Postponed to 4/22 (Inclement Weather)	5/10 vs. WCH	Cancelled (Inclement Weather)
5/1 at MID	Postponed to 5/3 (Inclement Weather)	5/23 vs. NWA	Suspended to 5/24 (Inclement Weather, B4)

