

OMAHA STORM CHASERS GAME NOTES

AT COLUMBUS CLIPPERS

RHP Max Castillo (5-7, 4.62 ERA) @ RHP Zach Plesac (5-5, 6.10 ERA)

Wednesday, September 20, 2023 | Game #141 | 2nd Half Game #69 | Road Game #66

5:15 CT/6:15 ET First Pitch | Huntington Park | Columbus, Ohio

Radio: stormchasers.mxl.com | TV: Bally Live, MiLB.TV

28-40 / 66-74

32-36 / 66-77

Omaha Storm Chasers | 12356 Ballpark Way, Papillion, Nebraska 68046 | (402) 738-5100 | OmahaStormChasers.com | @OMASstormChasers

UPCOMING SCHEDULE & PROBABLE PITCHERS

UPCOMING GAMES

Thursday, September 21	@ Columbus
Friday, September 22	@ Columbus
Saturday, September 23	@ Columbus
Sunday, September 24	@ Columbus

TIME (CT)

5:35 p.m. CT
6:15 p.m. CT
12:05 p.m. CT
12:05 p.m. CT

PROBABLE PITCHERS

TBD @ LHP Joey Cantillo (5-4, 4.70 ERA)
RHP Jonathan Heasley (2-5, 7.07 ERA) @ LHP Daniel Norris (4-5, 5.74 ERA)
TBD @ RHP Jerad Eickhoff (1-7, 7.27 ERA)
RHP Andrew Hoffmann (3-3, 5.73 ERA) @ TBD

THE MATCHUP

(UNDERLINE = MiLB LEADER) (BOLD = TRIPLE-A LEADER) (ITALICS = TRIPLE-A WORST)

.258 (13TH) < AVG	.252 (17TH)	5.37 (14TH) < ERA	5.41 (15TH)
747 (16TH) R > 788 (10TH)	1.58 (14TH) WHIP > 1.57 (13TH)		
1,210 (15TH) < H	1,191 (17TH)	.267 (14TH) AVG > .254 (5TH)	
168 (14TH) HR > 170 (13TH)	1231.0 (16TH) < IP	1228.0 (17TH)	
654 (15TH) BB > 658 (13TH)	1,272 (14TH) H > 1,182 (5TH)		
1,218 (6TH) < K	1,256 (11TH)	801 (14TH) R > 792 (11TH)	
218 (1ST) < SB	107 (16TH)	202 (16TH) < HR	206 (17TH)
354 (14TH) < OBP	.350 (16TH)	673 (13TH) < BB	750 (18TH)
.434 (12TH) < SLG	.430 (15TH)	1,243 (13TH) K > 1,247 (11TH)	
.788 (15TH) < OPS	.780 (16TH)	2 (17TH) SHO > 7 (3RD)	

ALL-TIME vs. Clippers.....	41-29 (.586)
SINCE 2021 in Omaha.....	15-9 (.625)
SINCE 2021 in Columbus.....	16-9 (.640)

2023 vs. Clippers.....	11-2 (.846)
2023 at Werner Park.....	6-0 (1.000)
2023 at Huntington Park.....	5-2 (.714)

DATE H/R	SCORE	WIN	LOSS	SAVE
6/13 H	W, 6-5	C. Snider	M. Kelly	B. Kriske
6/14 H	W, 6-1	A. Marsh	G. Williams	-
6/15 H	W, 4-2	M. Castillo	H. Gaddis	B. Kriske
6/16 H	W, 4-1	A. Veneziano	T. Ponticelli	-
6/17 H	W, 13-4	D. Parrish	J. Romero	-
6/18 H	W, 6-4	J. Heasley	J. Cantillo	C. Snider
7/25 R	L, 10-2	J. Eickhoff	J. Bowlan	-
7/26 R	W, 5-2	W. Pennington	C. Smith	W. Klein
7/27 R	W, 5-2	C. Ragans	H. Gaddis	J. Kowar
7/28 R	W, 7-6	M. Castillo	T. Ponticelli	W. Klein
7/29 R	L, 6-3	P. Diehl	A. Veneziano	T. Herrin
7/30 R	W, 7-5	J. Bowlan	B. Battenfield	-
9/19 R	W, 7-3	A. Hoffmann	T. McKenzie	-
9/20 R				
9/21 R				
9/22 R				
9/23 R				
9/24 R				

STORM CHASERS ON THE RISE

4 Omaha players that appear on a Top-30 Royals prospects ranking

PLAYER (Position)	MLB PIPELINE	BASEBALL AMERICA
Tyler Gentry (OF)	Royals No. 8	Royals No. 9
Will Klein (RHP)	Royals No. 25	Royals No. 22
Devin Mann (INF)	Royals No. 27	Royals No. 21
Christian Chamberlain (LHP)	-	Royals No. 30

STORM CHASERS PRESS BOX

Game Notes compiled by Nicholas Badders

Credential Requests: nicholasb@omahastormchasers.com

Omaha Storm Chasers gameday information, as well as the 2023 Storm Chasers Media Guide can be found at milb.com/omaha/ballpark/media.

YESTERDAY'S GAME

	1	2	3	4	5	6	7	8	9	R	H	E	LO
Omaha	0	2	0	4	0	0	0	1	0	7	10	0	10
Columbus	1	0	0	0	0	0	0	2	0	3	7	1	6

WIN: Andrew Hoffmann (3-3) | LOSS: Triston McKenzie (0-1) | SAVE: None

COLUMBUS, OHIO – A trio of home runs and a strong start from **Andrew Hoffmann** helped power the Omaha Storm Chasers to a 7-3 win over the Columbus Clippers in the series opener Tuesday.

- Hoffmann surrendered a solo homer in the bottom of the 1st inning to give the Clippers an early lead, but the right-hander settled down after and held the Clippers to four hits and a walk over four scoreless innings ... Hoffmann retired eight of his final nine en route to his third win with Omaha in just seven starts.
- Left-hander **Walter Pennington** followed Hoffmann and retired all six he faced, striking out three in a row between the 6th and 7th innings.
- Omaha gave Hoffmann immediate run support after falling behind, as **José Briceño** connected on a two-run homer in the top of the 2nd inning to give the Chasers a lead they did not look back on.
- Nate Eaton** homered in the 4th inning, a solo shot and his 15th long ball of the season to extend the lead ... after Briceño reached on a two-out error, **Angelo Castellano** connected on a three-run homer, his 14th of the season for a 6-1 lead at the time.
- John Rave** singled in Castellano in the 8th inning to add a run of insurance, as eighth Storm Chasers recorded hits in the win.
- Jonathan Heasley** took over for Pennington in the 8th inning and struggled as he allowed a pair of hits, including a two-run homer, **Kyle Manzardo's** second long ball of the game, but he worked out of trouble with a pair of strikeouts.
- Omaha drew a pair of walks in the 9th inning but couldn't score, then **Dylan Coleman** came on in the bottom of the 9th and recorded three quick outs to finish off the win.
- Hoffmann, Pennington, Heasley and Coleman combined for 12 strikeouts, the staff's most in a single game since August 27th vs. St. Paul.

NOTES AND NUGGETS

THAT'S WHAT SPEED DO

- The Chasers have **218** steals in 140 games (average 1.56 SB/game) and have been caught 52 times for a success rate of 80.74% ... **this is a franchise record for steals in a season.**
- Omaha's 218 steals are the most in Triple-A and 13th in all of Minor League Baseball.
- The Clearwater Threshers (Philadelphia Single-A) lead the minors (270).
- Edward Olivares** stole 2nd base in the bottom of the first inning on August 29th was Omaha's 193, breaking the club's single-season record of 192, set in 1986.
- The Chasers have stolen at least one base in 90 of 140 games (64%), with multiple steals in 60 games and 13 occasions of 5+ steals.
- Omaha stole 135 bases over the first 63 games of the season (2.14 SB/G)... with team stolen base leaders **Dairon Blanco** (47) and **Samad Taylor** (38) both called up to Kansas City in mid-June, the Chasers have 83 steals in 77 games since Taylor was first recalled on June 16 (1.08 SB/G), which ranks 8th in the league in that time.

TWO TICKETS TO PARADISE

- The Storm Chasers held Indianapolis to just two runs in Saturday's game, which appears to be a key to success this season.
- Omaha is 24-0 when holding the opponent to 2 runs or fewer this season, representing 36% of their victories this year ... the Chasers have a pair of shutout wins, with 10 games of 1 run allowed and 12 games with 2 runs allowed.
- Expanding the window further, Omaha is 37-5 when allowed 3 runs or less.

FIRST PITCH FLIERs

- Nate Eaton's** 4th inning home run in the 4th inning yesterday came on the first pitch of the plate appearance, his 7th in a 0-0 count this season.
- 7 first pitch home runs represent nearly half (47%) of his 15 this season, also tied for the 2nd-most in the International League ... **Nick Loftin** is 2nd on the team with 5.
- No Storm Chaser has had as many first pitch homers as Eaton since **Frank Swindell** hit 8 in 2018 (of his 24 that season).
- Omaha has 35 homers in a 0-0 count, their most long balls in any count this year by a fair bit, the next closest is a three-way tie at 18 homers in 1-1, 1-2 and 2-2 counts.

TYLER, THE CREATOR OF RUNS

- Since the start of the second half, right fielder **Tyler Gentry** has been Omaha's best hitter and leads the team in nearly every offensive category.
- From June 28 to today, Gentry leads qualified Storm Chasers hitters with his .294/.430/.500 slashline and .930 OPS ... in the 2nd half, Gentry is also 1st on the team in hits (57), total bases (97) & walks (45), while 3rd on the team in the 2nd half in homers (9) and runs batted in (28).
- Overall in 2023, Gentry is the team leader in RBI (69), hits (116), doubles (27), extra-base hits (44), total bases (192), walks (80) and runs scored (66), tied 1st in homers (15) ... his 80 walks rank tied 5th in the International League.
- Gentry has made 107 starts in RF this season and played 943.0 innings there, the most time played by a player at one position in a single season in the Storm Chasers era (since 2011) ... the last Omaha player to do this in a season was **Jordan Parraz** on the 2010 Omaha Royals, who made 109 starts and played 984.2 innings in right field.

HEY, HO, ANGELO!

- Shortstop **Angelo Castellano** has been one of Omaha's most productive and consistent hitters in the second half.
- Castellano's 32 runs batted are 1st on the Storm Chasers in the second half of the season while his 10 home runs are 2nd and 92 total bases rank 3rd ... while he does not have enough plate appearances to qualify, his .314 average and .993 OPS are the highest among Storm Chasers with at least 60 plate appearances.
- His 3-run homer in the 4th inning yesterday was his 14th of the season, furthering a new career-high ... he's also set career-highs this year with 20 doubles, 54 RBI and 151 total bases, while 51 walks tie his previous career-high set in 2017.

AT A GLANCE

RECENT (W3)

Last 5 Games	3-2
Last 10 Games	5-5
Last 20 Games	12-8

SPLIT SEASON

1st Half	38-34
2nd Half	28-40

HOME/AWAY

Home Games	33-41
Away Games	33-33

TIME OF DAY

Night Games	44-59
Day Games	22-15

MONTH

March	1-0
April	9-15
May	12-14
June	17-7
July	11-12
August	7-19
September	9-7

OPPONENT

vs. Columbus	11-2
vs. Gwinnett	2-9
vs. Indianapolis	12-5
vs. Iowa	8-13
vs. Louisville	5-13
vs. Memphis	2-4
vs. Nashville	2-4
vs. Rochester	4-2
vs. Scranton/WB	3-3
vs. St. Paul	9-9
vs. Toledo	8-10

DAY OF THE WEEK

on Monday	0-1
on Tuesday	11-12
on Wednesday	8-14
on Thursday	9-14
on Friday	15-10
on Saturday	10-12
on Sunday	13-10

THIS WEEK'S SERIES

Record	1-0
Batting Average	(.263)
Runs/Per Game	7/7.0
Home Runs	3
ERA	3.00 (3 ER / 9.0 IP)
Strikeouts (K/9)	12 (12.0)
Saves/Opportunities	0/0

QUICK FACTS

Founded..... 2011 (1969-2010: Omaha Royals/Golden Spikes)
Colors..... Royal Blue, Twister Gold, Blackout Black
League..... International League (Since 2021)
Ownership..... Alliance Baseball Omaha LLC
General Manager..... Laurie Schlender (4th Year)
Home Ballpark (Capacity)..... Werner Park (9,023, 6,254 fixed seats)
Dimensions..... LF- 310 CF- 402 RF- 315

ACTIVE ROSTER BREAKDOWN

Age 23.....2	Native of Dominican Republic.....0
Age 24.....3	Native of United States.....23
Age 25.....8	Native of Venezuela.....3
Age 26.....6	Acquired by Royals via Free Agency7
Age 27.....5	(International).....1 (Minor League) ...4 (Undrafted).....2
Age 28.....1	Acquired by Royals via Trade8
Age 29.....1	Acquired by Royals via Waivers2
Age 30.....2	Acquired by Royals via First Year Player Draft9
Average Age25 Years 337 Days	(High School).....0 (Rounds 1-5).....4 (2017 Draft).....0
Median Age26	(2nd Year/College).....1 (Rounds 6-10).....2 (2018 Draft).....2
	(3rd Year/College).....6 (Rounds 11-20).....1 (2019 Draft).....4
	(4th+ Year/College).....2 (Rounds 21-40).....2 (2020 Draft).....3

PRO-NUN-SEE-AY-SHUNS

PLAYERS

0 SAMAD TAYLOR.....(suh-mod)
2 RYAN GOINS.....(GO-ins)
3 MORGAN MCCULLOUGH.....(muh-KULL-uh)
6 CLAY DUNGAN.....(duhn-ginn)
17 ANGELO CASTELLANO.....(kass-tay-AH-noh)
36 BRETT DE GEUS.....(duh GUS)
41 KALE EMSHOFF.....(EM-shoff)
55 JONAH DIPOTO.....(dih-POH-to)
60 JOSÉ BRICEÑO.....(bree-SEN-yo)

COACHES

23 MIKE JIRSCHKE.....(jursh-LEE)
33 DAVID NOWORYTA.....(Nova-REE-tah)
52 BIJAN RADEMACHER.....(bee-ZHON RAH-de-moch-err)

UNIFORM RECORDS

STANDARD UNIFORMS

 Blue Vortex (11-20) Home: 11-20 Road: 0-0	 Blue O-Bolt (38-36) Home: 5-3 Road: 33-33	 Powder SC (9-6) Home: 9-6 Road: 0-0	 Powder O (5-2) Home: 5-2 Road: 0-0
 Home White (11-16) Home: 11-16 Road: 0-0	 Road Grey (16-13) Home: 0-0 Road: 16-13	 Blue O-Bolt (21-21) Home: 5-3 Road: 16-18	 Powder Blue (9-6) Home: 9-6 Road: 0-0

SPECIALTY/THEME NIGHT UNIFORMS (5-15)

 Black O-Bolt Home: 1-5 Road: 0-0	 Patriotic Home: 0-1 Road: 0-1	 Runzas Home: 0-1 Road: 0-0	 Cattlemen Home: 0-1 Road: 0-0	 Rockets Home: 1-0 Road: 0-0	 Marvel Home: 1-0 Road: 0-0	 Throwback Home: 0-1 Road: 0-0
 Community Home: 1-5 Road: 0-0	 Star Wars Home: 1-0 Road: 0-0	 Patriotic Home: 0-3 Road: 0-0	 Runzas Home: 0-1 Road: 0-0	 Cattlemen Home: 0-1 Road: 0-0	 Rockets Home: 1-0 Road: 0-0	 Marvel Home: 1-0 Road: 0-0

RECENT TRANSACTIONS

2023 BREAKING ROSTER (8 players still active underlined>)

Pitchers (15): RHP Max Castillo, LHP Austin Cox, RHP Jonathan Heasley, RHP Jackson Kowar, RHP Brooks Kriske, LHP Marcelo Martinez, RHP Mike Mayers, RHP Andrés Núñez, LHP Drew Parrish, LHP Evan Sisk, RHP Collin Snider, RHP Josh Staumont, LHP Josh Taylor, RHP Ryan Weiss, RHP Nick Wittgren


Catchers (3): Freddy Fermin, Logan Porter, Jakson Reetz

Infielders (6): CJ Alexander, Angelo Castellano, Maikel Garcia, Nick Loftin, Nick Pratto, Samad Taylor

Outfielders (3): Dairon Blanco, Tucker Bradley, Tyler Gentry


74 DIFFERENT PLAYERS HAVE APPEARED IN A GAME FOR OMAHA IN 2023 (35 HITTERS, 39 PITCHERS)

143. 8/4 RHP <u>Joe Barlow</u> claimed off waivers from TEXAS and optioned to Omaha	169. 8/29 RHP <u>Steven Cruz</u> selected by KANSAS CITY from Omaha
144. 8/8 LHP <u>Taylor Hearn</u> recalled by KANSAS CITY from Omaha	INF <u>Nick Pratto</u> sent on a rehab assignment to Omaha
145. 8/10 OF <u>Nelson Velázquez</u> recalled by KANSAS CITY from Omaha	RHP <u>Joe Barlow</u> designated for assignment
146. RHP <u>Brett de Geus</u> transferred to Omaha from NW Arkansas (AA)	INF <u>Nick Loftin</u> selected by KANSAS CITY from Omaha
147. 8/12 RHP <u>Max Castillo</u> recalled by KANSAS CITY from Omaha	OF <u>Edward Olivares</u> recalled by KANSAS CITY from Omaha
148. RHP <u>Jonathan Heasley</u> optioned to Omaha	RHP <u>James McArthur</u> recalled by KANSAS CITY from Omaha
149. RHP <u>Andrew Hoffmann</u> transferred to Omaha from NW Arkansas (AA)	INF <u>Morgan McCullough</u> transferred to Omaha from NW Arkansas (AA)
150. 8/13 OF <u>Edward Olivares</u> optioned to Omaha	RHP <u>Will Klein</u> placed on the 7-Day Injured List
151. OF <u>Bubba Thompson</u> claimed off waivers from TEXAS and optioned to Omaha	LHP <u>Christian Chamberlain</u> activated from the 7-Day Injured List
152. INF <u>Adeiny Hechavarría</u> released	RHP <u>Joe Barlow</u> sent outright to Omaha
153. OF <u>Brewer Hicklen</u> placed on the development list	INF <u>Samad Taylor</u> optioned to Omaha
154. 8/15 OF <u>Tucker Bradley</u> transferred to NW Arkansas (AA) from Omaha	INF <u>Matt Beaty</u> optioned to Omaha
155. OF <u>Brewer Hicklen</u> reinstated from the development list	INF <u>Nick Pratto</u> returned to KANSAS CITY from rehab assignment
156. 8/16 RHP <u>James McArthur</u> optioned to Omaha	C <u>Kale Emshoff</u> transferred to Omaha from Quad Cities (A+)
157. OF <u>Brewer Hicklen</u> placed on the development list	C <u>Tyler Cropley</u> optioned to Omaha
158. 8/17 RHP <u>Jackson Kowar</u> recalled by KANSAS CITY from Omaha	C <u>Tyler Cropley</u> designated for assignment
159. INF <u>Nick Pratto</u> sent on a rehab assignment to Omaha	C <u>Logan Porter</u> selected by KANSAS CITY from Omaha
160. 8/18 RHP <u>Max Castillo</u> optioned to Omaha	RHP <u>Will Klein</u> activated from the 7-Day Injured List
161. 8/22 LHP <u>Drew Parrish</u> transferred to NW Arkansas (AA) from Omaha	C <u>Tyler Cropley</u> sent outright to Omaha
162. RHP <u>Dylan Coleman</u> optioned to Omaha	C <u>Kale Emshoff</u> placed on the development list
163. 8/23 OF <u>Brewer Hicklen</u> traded to Philadelphia Phillies	C <u>Tyler Cropley</u> selected by KANSAS CITY from Omaha
164. 8/25 RHP <u>Collin Snider</u> recalled by KANSAS CITY from Omaha	C <u>Kale Emshoff</u> activated from the development list
165. INF <u>Nick Pratto</u> returned to KANSAS CITY from rehab assignment	RHP <u>Jonathan Bowlan</u> recalled by KANSAS CITY from Omaha
166. LHP <u>Christian Chamberlain</u> placed on the 7-Day Injured List	LHP <u>Anthony Veneziano</u> selected by KANSAS CITY from Omaha
167. 8/28 LHP <u>Drew Parrish</u> transferred to Omaha from NW Arkansas (AA)	INF <u>Matt Beaty</u> designated for assignment
168. LHP <u>Taylor Hearn</u> optioned to Omaha	RHP <u>Justin Anderson</u> transferred to Omaha from NW Arkansas (AA)



MANAGER: MIKE JIRSCHLE • #23

- Mike Jirschele returns for his 15th season as Omaha's manager, his 18th season managing in Minor League Baseball and 32nd season overall with the Royals organization, named to the position of Storm Chasers manager on January 13, 2023, after previously managing Triple-A Omaha from 1995-97 and 2003-13.
- Jirschele served on the Kansas City Royals coaching staff as the Third Base Coach from 2014-19 and won the World Series in 2015. Jirschele most recently served as the bench coach under manager Chris Witheridge during the 2022 season with the Double-A Northwest Arkansas Naturals. He spent the 2021 season as Witheridge's bench coach for the High-A Central champion Quad Cities River Bandits and served as Special Assistant to the General Manager in 2020.
- In his second stint as Omaha's manager, over 11 years from 2003 to 2013, he led the team to four division titles, three consecutive trips to the Pacific Coast League Championship Series (2011-2013), two PCL titles (2011, 2013) and the team's first of two Triple-A National Championships in 2013.
- He earned the 2011 Mike Coolbaugh Award for *outstanding baseball work ethic, knowledge of the game and skill in mentoring young players on the field* and he is a four-time recipient of the Dick Howser Award (1992, 1994, 2005, 2011), recognizing outstanding work in player development within the Royals organization.
- Prior to his time with Omaha and Kansas City, he served as the Royals Minor League Infield Coordinator for four years, from 1998-2002, and he held managerial positions with Wilmington (1994), Rockford (1993) and the Gulf Coast Royals (1992).
- He appeared 999 games in the Minor Leagues across 13 years, between 1977 and 1990, including 22 games with the Omaha Royals between 1988 and 1989.



PITCHING COACH: DANE JOHNSON • #59

- Dane Johnson enters his fourth year in the Royals organization and as the Storm Chasers pitching coach, after joining Kansas City ahead of the 2020 season. 2023 marks his 24th season coaching overall.
- He previously spent one season in the Miami Marlins organization (2019) as a Pitching Consultant and 19 seasons with the Toronto Blue Jays as a Minor League Pitching Coach from 2000-03, Pitching Coordinator from 2004-14 and Major League Bullpen Coach from 2015-18.
- Prior to entering coaching, spent 15 years as a player, including over 280 games in the Minor Leagues and parts of three seasons in the Majors with the Chicago White Sox (1994), Blue Jays (1996) and Oakland Athletics (1997), also playing two seasons (1990-1991) in the Chinese Professional Baseball League.
- Johnson and his wife, Gina, reside in Palm Harbor, Florida. They have two children: a daughter, Madison (31), and son, Cobi (27).



HITTING COACH: BIJAN RADEMACHER • #52

- Bijan Rademacher (*bi-ZHON RAH-de-moch-err*) joins the Royals as the Omaha Storm Chasers Hitting Coach this year after spending the last two years with the Arizona Diamondbacks as their Minor League Hitting Coordinator (2021) and ACL Hitting Coach (2022).
- Prior to coaching, he spent eight years playing professionally (2012-2019), spanning seven seasons in the Chicago Cubs organization (2012-18) and slashed .280/.361/.402 over 702 career MiLB games, reaching as high as Triple-A. He also played one season in independent baseball (2019) with the New Britain Bees in the Atlantic League, in addition to an offseason in the Mexican Pacific Winter League.
- Over 243 career Triple-A games with the Iowa Cubs, he played 11 games at Werner Park and was a .378 hitter (14-for-37) with one homer and 5 runs batted in while playing in Omaha.
- Rademacher lives in Tempe, Arizona with his wife Melissa.



BENCH COACH: DAVID NOWORYTA • #33 (3RD BASE COACH)

- David Noworyta (*Nova-REE-tah*) enters his second year in the Royals organization and first as Omaha's Bench Coach, after making his coaching debut in 2022 as the Assistant Hitting Coach for the River Bandits Kansas City's High-A affiliate.
- Prior to coaching, he spent four years playing professionally (2018-21), including three minor league seasons in the Detroit Tigers organization (2018-20), and one with the Independent Pioneer League's Billings Mustangs in 2021. Before signing with Detroit in 2018, Noworyta graduated from the University of Hawaii with a bachelor's degree in communications and journalism, and played in parts of three seasons for their baseball team.
- Noworyta attended Holy Cross Academy (N.J.), where he played baseball and basketball, and was selected by the Royals in the 37th round of the 2014 MLB Draft. He resides in Hainesport, N.J. in the offseason.



CERTIFIED ATHLETIC TRAINER: JAMES STONE

- James Stone is entering his fifth season as the Certified Athletic Trainer for the Storm Chasers after serving the previous seven seasons with the Wilmington Blue Rocks (Royals High-A), including the 2015 season, in which he was named Carolina League Athletic Trainer of the Year.
- He joined the Kansas City organization in 2010 as the athletic trainer for the Class-A Burlington Bees. He came to the Royals after spending one season with the Central Valley Coyotes (Fresno, California) in Arena Football 2.
- Stone worked three seasons in the Florida Marlins organization, with stops in Jupiter (2008), Greensboro (2007) and Jamestown (2006), winning New York-Penn League Trainer of the Year honors in 2006.
- He was the Strength and Conditioning Coach for the Baltimore Orioles Class-A affiliate, the Delmarva Shorebirds, in 2005.
- Stone graduated with a bachelor's of science in kinesiology from Cal State-Northridge. He resides in Simi Valley, California with his dog, Ozzie.

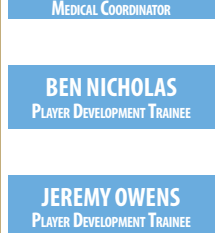


TONY MEDINA
MINOR LEAGUE/LATIN AMERICA
MEDICAL COORDINATOR



STRENGTH & CONDITIONING COACH: YANNICK PLANTE

- Yannick Plante is entering his third season as the Strength & Conditioning Coach for the Storm Chasers, after being slated to serve in that role with Northwest Arkansas in 2020.
- He began with the Kansas City Organization in 2019 as the athletic trainer for the Burlington Royals (Advanced Rookie, Appalachian League). He was then a staff member of the Surprise Saguaros of the Arizona Fall League in the fall of 2019.
- Plante has a master's degree in kinesiology from the University of Calgary and a bachelor's degree in human kinetics with specialization in biophysics from the University of Ottawa. He currently lives in Ottawa, Ontario.



BEN NICHOLAS
PLAYER DEVELOPMENT TRAINEE

JEREMY OWENS
PLAYER DEVELOPMENT TRAINEE

Max Castillo - Pitching - Stat Splits - 2023 - Regular Season (Triple-A Only)

Split	Team	W	L	ERA	G	GS	CG	SHO	SV	IP	H	R	ER	HR	HB	BB	IBB	SO	WHIP	AVG	AB	WP	BK	GIDP	TBF	NP-S
Home Games	OMA	3	6	5.29	13	13	0	0	0	68.0	73	45	40	19	2	22	0	50	1.40	.272	268	6	0	6	294	1108 - 711
Away Games	OMA	2	1	3.56	8	7	0	0	0	43.0	40	19	17	10	1	5	0	41	1.05	.238	168	1	0	1	176	658 - 439
Day Games	OMA	1	2	5.95	4	4	0	0	0	19.2	26	15	13	5	0	6	0	16	1.63	.317	82	1	0	1	91	374 - 237
Night Games	OMA	4	5	4.34	17	16	0	0	0	91.1	87	49	44	24	3	21	0	75	1.18	.246	354	6	0	6	379	1392 - 913
On Grass	OMA	5	7	4.62	21	20	0	0	0	111.0	113	64	57	29	3	27	0	91	1.26	.259	436	7	0	7	470	1766 - 1150
April	OMA	0	4	6.16	4	4	0	0	0	19.0	28	17	13	5	0	7	0	6	1.84	.341	82	0	0	3	90	328 - 211
May	OMA	0	1	4.76	2	2	0	0	0	11.1	10	6	6	1	0	3	0	7	1.15	.244	41	0	0	0	45	160 - 101
June	OMA	2	1	3.49	5	5	0	0	0	28.1	22	13	11	7	1	5	0	20	0.95	.212	104	3	0	2	112	447 - 284
July	OMA	1	0	7.24	3	2	0	0	0	13.2	16	11	11	7	0	0	0	12	1.17	.281	57	1	0	0	57	214 - 151
August	OMA	2	0	5.23	4	4	0	0	0	20.2	16	13	12	6	1	9	0	28	1.21	.200	80	1	0	0	90	344 - 220
September	OMA	0	1	2.00	3	3	0	0	0	18.0	21	4	4	3	1	3	0	18	1.33	.292	72	2	0	2	76	273 - 183
On Tuesdays	OMA	1	2	6.64	4	4	0	0	0	20.1	20	15	15	6	0	11	0	17	1.52	.256	78	1	0	1	90	329 - 204
On Wednesdays	OMA	0	1	4.11	3	3	0	0	0	15.1	16	9	7	3	1	2	0	13	1.17	.262	61	1	0	0	66	264 - 176
On Thursdays	OMA	1	2	4.71	4	3	0	0	0	21.0	21	14	11	6	1	3	0	12	1.14	.266	79	1	0	2	84	300 - 199
On Fridays	OMA	2	0	3.42	4	4	0	0	0	23.2	20	9	9	7	0	6	0	22	1.10	.220	91	0	0	2	97	355 - 230
On Saturdays	OMA	0	1	4.70	3	3	0	0	0	15.1	18	9	8	4	1	2	0	14	1.30	.286	63	4	0	1	66	260 - 174
On Sundays	OMA	1	1	4.11	3	3	0	0	0	15.1	18	8	7	3	0	3	0	13	1.37	.281	64	0	0	1	67	258 - 167
In games following a win	OMA	4	4	5.09	11	11	0	0	0	58.1	62	35	33	17	1	15	0	44	1.32	.266	233	3	0	5	250	951 - 611
In games following a loss	OMA	1	3	4.10	10	9	0	0	0	52.2	51	29	24	12	2	12	0	47	1.20	.251	203	4	0	2	220	815 - 539
Starter	OMA	5	7	4.54	20	20	0	0	0	107.0	110	61	54	27	3	27	0	87	1.28	.261	421	7	0	7	455	1707 - 1111
Reliever	OMA	0	0	6.75	1	0	0	0	0	4.0	3	3	3	2	0	0	0	4	0.75	.200	15	0	0	0	15	59 - 39
First Half	OMA	2	6	4.61	10	10	0	0	0	52.2	57	33	27	11	1	12	0	31	1.31	.275	207	3	0	4	224	846 - 544
Second Half	OMA	3	1	4.63	11	10	0	0	0	58.1	56	31	30	18	2	15	0	60	1.22	.245	229	4	0	3	246	920 - 606

Max Castillo - Opposing Hitting - Stat Splits - 2023 - Regular Season (Triple-A Only)

Split	Team	AVG	G	AB	R	H	2B	3B	HR	RBI	BB	IBB	SO	SB	CS	OBP	SLG	OPS	HBP	SAC	SF	GIDP
vs Left	OMA	.230	21	209		48	8	1	17	37	12	0	45			.272	.522	.794	1	1	2	2
vs Right	OMA	.286	21	227		65	13	0	12	23	15	0	46			.335	.502	.837	2	0	1	5
Team is ahead	OMA	.280	14	164		46	5	1	14	26	8	0	36			.314	.579	.893	1	0	2	3
Team is behind	OMA	.297	12	118		35	7	0	10	25	7	0	22			.333	.610	.943	0	1	1	1
Score is tied	OMA	.208	18	154		32	9	0	5	9	12	0	33			.274	.364	.638	2	0	0	3
Batting First	OMA	.220	21	59		13	1	0	4	9	0	0	9			.233	.441	.674	1	1	0	0
Batting Second	OMA	.232	21	56		13	3	0	4	8	4	0	14			.279	.500	.779	0	0	1	0
Batting Third	OMA	.315	21	54		17	7	0	4	8	5	0	12			.367	.667	1.034	0	0	1	0
Batting Fourth	OMA	.259	21	54		14	1	0	6	12	3	0	13			.298	.611	.909	0	0	0	1
Batting Fifth	OMA	.271	21	48		13	3	1	2	8	4	0	12			.327	.500	.827	0	0	0	2
Batting Sixth	OMA	.186	21	43		8	1	0	0	1	4	0	11			.286	.209	.495	2	0	0	0
Batting Seventh	OMA	.268	21	41		11	1	0	3	6	3	0	9			.311	.512	.823	0	0	1	1
Batting Eighth	OMA	.268	21	41		11	2	0	4	5	2	0	3			.302	.610	.912	0	0	0	2
Batting Ninth	OMA	.325	21	40		13	2	0	2	3	2	0	8			.357	.525	.882	0	0	0	1
Leading Off	OMA	.300	21	110		33	3	0	12	12	5	0	17			.342	.655	.997	2	0	0	0
First Inning	OMA	.189	20	74	6	14	3	0	4	6	6	0	16	0	1	.250	.392	.642	0	0	0	1
Second Inning	OMA	.247	20	77	5	19	3	0	2	3	2	0	17	0	0	.266	.364	.630	0	0	0	2
Third Inning	OMA	.284	20	81	11	23	5	0	3	11	6	0	19	5	0	.337	.457	.794	1	0	1	0
Fourth Inning	OMA	.222	20	72	11	16	4	1	2	10	9	0	14	3	0	.305	.389	.694	0	0	1	4
Fifth Inning	OMA	.321	21	81	17	26	2	0	8	17	2	0	16	4	1	.341	.642	.983	1	1	1	0
Sixth Inning	OMA	.310	13	42	12	13	3	0	9	11	2	0	6	1	0	.356	1.024	1.380	1	0	0	0
Seventh Inning	OMA	.333	2	6	2	2	1	0	1	2	0	0	2	0	0	.333	1.000	1.333	0	0	0	0
Eighth Inning	OMA	.000	1	3	0	0	0	0	0	0	0	0	1	0	0	.000	.000	.000	0	0	0	0
Bases Empty	OMA	.246	21	285		70	16	0	21	21	17	0	55			.295	.523	.818	3	0	0	0
Runner at 1st	OMA	.340	20	53		18	3	0	1	4	5	0	12			.397	.453	.850	0	0	0	2
Runner at 2nd	OMA	.310	16	42		13	2	0	5	17	4	0	8			.370	.714	1.084	0	0	0	0
Runner at 3rd	OMA	.273	7	11		3	0	0	2	7	0	0	3			.231	.818	1.049	0	0	2	0
Runners at 1st & 2nd	OMA	.172	16	29		5	0	0	0	2	1	0	9			.200	.172	.372	0	1	0	4
Runners at 1st & 3rd	OMA	.250	5	4		1	0	0	0	1	0	0	1			.250	.250	.500	0	0	0	0
Runners at 2nd & 3rd	OMA	.286	7	7		2	0	0	0	4	0	0	2			.250	.286	.536	0	0	1	0
Bases Loaded	OMA	.200	4	5		1	0	1	0	4	0	0	1			.200	.600	.800	0	0	0	1
Runners On	OMA	.285	21	151		43	5	1	8	39	10	0	36			.323	.490	.813	0	1	3	7
Scoring Position	OMA	.255	21	98		25	2	1	7	35	5	0	24			.283	.510	.793	0	1	3	5
No Outs	OMA	.291	21	165		48	5	1	15	24	7	0	30			.326	.606	.932	2	1	1	1
One Out	OMA	.228	21	136		31	6	0	8	18	12	0	34			.287	.449	.736	0	0	2	6
Two Outs	OMA	.252	21	135		34	10	0	6	18	8	0	27			.299	.459	.758	1	0	0	0
Late / Close	OMA	.400	2	5		2	1	0	1	2	0	0	1			.400	1.200	1.600	0	0	0	0
Ahead in Count	OMA	.205	21	146		30	3	0	12	20	0	0	41			.211	.473	.684	1	0	0	1
Behind in Count	OMA	.283	21	127		36	10	0	8	14	27	0	23			.405	.551	.956	1	0	3	1
0-0 Count	OMA	.365	21	63		23	4	1	4	16	0	0	0			.365	.651	1.016	0	0	0	2
0-1 Count	OMA	.370	21	46		17	0	0	7	13	0	0	0			.370	.826	1.196	0	0	0	1
0-2 Count	OMA	.075	21	40		3	0	0	0	1	0	0	22			.098	.075	.173	1	0	0	0
1-0 Count	OMA	.351	21	37		13	3	0	3	3	0	0	0			.368	.676	1.044	1	0	0	1
1-1 Count	OMA	.400	21	40		16	3	0	2	7	0	0	0			.400	.625	1.025	0	1	0	2
1-2 Count	OMA	.167	21	60		10	3	0	5	6	0	0	19			.167	.467	.634	0	0	0	0
2-0 Count	OMA	.385	18	13		5	1	0	1	2	0	0	0			.385	.692	1.077	0	0	0	0
2-1 Count	OMA	.313	21	16		5	2	0	1	3	0	0	0			.294	.625	.919	0	0	1	0
2-2 Count	OMA	.133	21	60		8	1	0	3	3	0	0	27			.148	.300	.448	1	0	0	1
3-0 Count	OMA	.000	11	1		0	0	0	0	0	6	0	0			.857	.000	.857	0	0	0	0
3-1 Count	OMA	.333	20	6		2	0	0	1	1	6	0	0			.667	.833	1.500	0	0	0	0
3-2 Count	OMA	.204	21	54		11	4	0	2	5	15	0	23			.366	.389	.755	0	0	2	0
Pitcher	OMA	.259	21	436		113	21	1	29	60	27	0	91			.305	.511	.816	3	1	3	7



#50 MAX CASTILLO

RIGHT-HANDED PITCHER

BORN: May 4, 1999 in Caracas, Venezuela (Age 24)

HOMETOWN: Caracas, Venezuela

RESIDES: Caracas, Venezuela

HEIGHT/WEIGHT: 6'2" / 285 LBS

TRADED: August 2, 2022 – from Toronto with Samad Taylor to Kansas City in exchange for Whit Merrifield.

SIGNED: September 25, 2015 – International Free Agent (Toronto)

MLB SERVICE TIME: 56 Days

SEASON WITH STORM CHASERS: 2nd Season

SCOUTING REPORT (4SFB, CH, SL)

4-SEAM FASTBALL: Sits 90-93 mph, averages 91.8 ... Season usage: 50% ... Last start: Threw it 45% of the time (41/91 pitches)
CHANGEUP: Sits 84-86 mph, averages 85.2 ... Season usage: 26% ... Last start: Threw it 22% of the time (20/91 pitches)
SLIDER: Sits 79-84 mph, averages 81.6 ... Season usage: 23% ... Last start: Threw it 33% of the time (30/91 pitches)

TODAY'S START

Making his **21st** start of the season with Omaha, his **8th** on the road and his **29th** appearance overall in 2023 between Omaha and Kansas City ... in his 5th stint this year in Triple-A, has 4 stints in the big leagues with the Royals (5/7-5/16, 5/19-5/23, 7/16-7/20, 8/12-8/18). Omaha is 8-12 in games Castillo starts this season, 6-3 when he gets multiple runs of support and 2-9 when less than 2 runs. Leads the Chasers with 6 quality starts (of the team's 24 total QS), including his last 2 ... 1st on the team in strikeouts (91), 1st in innings pitched (111.0 IP), 1st in starts (20) ... lowest BABIP (.263) & BB/9 (2.19) among 22 Royals minor leaguers with at least 75.0 IP this season. **Since June 1, 29 of the 41 runs he's allowed with Omaha (7 HR) have come on home runs (23 HR – 17 solo HR, 6 two-run HR). Also since June 1st, leads the International League with a 1.14 WHIP (among 23 qualified pitchers).**

LAST OUTING: WEDNESDAY, SEPTEMBER 14TH VS. INDIANAPOLIS

Threw his team-leading 6th quality start of the season and his second straight, but did not get any runs of support, just the second time this season an Omaha starting pitcher has made a quality start and taken the loss (last: **Jonathan Heasley**, 4/19 vs. GWN) ... opened the game with 4.0 scoreless innings and stranded five runners on ... allowed a solo homer to open the 5th, then a pair of singles added another run for Indy ... retired his final four hitters of the night, including a 1-2-3 6th inning, did not come out for the 7th.

2023 HIGHLIGHTS

- Optioned to Omaha on March 22 and opened the season with the Chasers ... has only pitched out of the bullpen with the Royals, averaging 3.0 innings per MLB outing ... 16 of 17 appearances with Omaha have been starts, averaging over 5.0 inning per game in Triple-A
- First 5 Omaha Starts: 6.66 ERA (18 ER in 24.1 IP), 1.81 WHIP (10 BB & 34 H), 333 opponents' average (34-for-102), 9 strikeouts (3.3 K/9). Castillo since May 28: 4.05 ERA (39 ER in 86.2 IP), 1.11 WHIP (17 BB & 79 H), 237 opponents' average (79-for-334), 82 strikeouts (8.5 K/9).
- Recalled by Kansas City on May 7 after 5 starts with Omaha ... pitched in 4 games out of the bullpen for the Royals across two stints ... optioned again May 23 and 4 of his next 6 starts with Omaha were quality starts.
- Started twice in home-opening series vs. Toledo (4/4 and 4/9) ... allowed 4 runs over 4.1 innings in both starts.
- Was supposed to start 4/15 @ Iowa and then 4/16 @ Iowa (G1), but neither game was played due to inclement weather, his turn in the rotation was skipped and didn't pitch again until 4/20 vs. GWN, his first start of 5.0 complete innings.
- Threw 3 quality starts in a 4-start stretch, between May 28 and June 15: 5/28 @ STP (6.0 IP, 1 ER), 6/9 @ IND (6.0 IP, 1 ER) & 6/15 vs. COL (6.0 IP, 2 ER) ... left with a 6-1 lead in St. Paul but got a no-decision as the Saints took a lead against the bullpen ... came 1 off a career-high with 8 strikeouts and earned his first win in Indianapolis ... earned his second win and did not walk or strike out a batter against Columbus.
- Was scheduled to start 7/7 @ GWN but instead made his first appearance out of the bullpen with Omaha this year as the "bulk" pitcher at the end of the game ... allowed 3 runs on a pair of homers but did not walk a batter.
- Stated to pitch 7/16 for Omaha, was instead called up to Kansas City and pitched out of the bullpen July 19 vs. Detroit, threw the final 3.0 innings and allowed just one single, retiring 9 of 10 batters with 1 strikeout, optioned on 7/20.
- Combining his last two stints with the Storm Chasers, has made 9 starts and pitched at least 5.0 innings in his last eight starts, tied a season-high with 8 strikeouts three times in a span of four starts (8/2 to 8/27)
- Over seven relief appearances with Kansas City, has two scoreless outings, has pitched as few as 1.2 innings, as many as 4.2 innings, typically pitching in the second half of the game and has twice served as the "bulk" pitcher behind an opener.

CAREER NOTES

- 2022** Began the 2022 season in the Toronto Blue Jays organization and made 20 appearances (11 in the Minor Leagues and 9 in the big leagues) before being recalled by Kansas City in a trade on August 2 with Samad Taylor in exchange for Whit Merrifield ... had three stints with the Royals: August 18-20, September 4-7 and September 25 through the end of the season.
- Started the year back in New Hampshire (AA), earned a promotion on May 15 to Buffalo (AAA), where he had a 2-0 record and a 0.66 ERA (2 ER in 27.1 IP) over five games (three starts), then made his MLB debut on June 19 vs. the Yankees, pitching 1.0 inning in relief.
- After being traded to Kansas City minutes before the Trade Deadline from Toronto, was assigned to Omaha (AAA) and appeared in two games before being recalled to make his Royals debut on August 18 @ Tampa Bay.
- Pitched to a 2.97 ERA (10 ER in 30.1 IP) in his first 11 MLB games (4 starts), including two starts with the Royals where he allowed just 3 R in 9.2 IP ... but in his final three outings (two starts) of the year, allowed 16 R on 15 H in 9.0 IP, raising his ERA from 2.97 to 5.95.
- 2021** Spent the entire season with the New Hampshire Fisher Cats (AA), appearing in 21 games (20 starts) while going 11-4 with a 4.85 ERA (55 ER in 102.0 IP) and 89 strikeouts ... 2021 marked his third consecutive season with double-digit wins and triple-digit innings.
- Led all Double-A pitchers with 11 wins, while third in the league in innings pitched and tied fourth in starts ... among qualified pitchers in the Double-A Northeast League, was fourth in opponents' average (.265), fifth in ERA and fifth in WHIP (1.38).
- 2019** Spent the entire year with the Dunedin Blue Jays (A+) and was named a Florida State League postseason All-Star ... made six scoreless starts, with at least one in each month ... tied for the Toronto organization lead in wins (11), while 4th in innings (130.1), tied 4th in starts (24) and 5th in strikeouts (114) ... among qualified Blue Jays farmhands, 2nd in the system in ERA, 2nd in WHIP (1.10) and 3rd in opponents' average (.235).
- 2018** Spent his first year of full-season ball with the Lansing Lugnuts (A) ... tied 3rd in the Midwest League in wins (10), 7th in innings (131.1) and tied 9th in strikeouts (115) ... set career highs in innings and strikeouts en route to being named a Midwest League Midseason All-Star, pitched 1.0 scoreless inning with two strikeouts in the Midwest League All-Star Game on June 19 at Lansing's home field Cooley Law School Stadium. Threw the longest scoreless streak of his career, 20.1 scoreless innings between June 15 and July 3, spanning 3 starts.
- 2017** Spent the entire season with the Bluefield Blue Jays (R) in the Appalachian League, going a perfect 6-0 across 10 starts with a 3.80 ERA (20 ER in 47.1 IP) ... struck out 52 batters while walking only 7, producing the highest 50/9 of his career (9.8).
- 2016** Split his first professional season between Toronto's Rookie affiliates in the Dominican Summer League and Gulf Coast League, making 13 combined appearances (12 starts) while pitching to a 4.14 ERA (23 ER in 50.0 IP) and a 1.22 WHIP ... transferred to the GCL Blue Jays less than a month into the season, on June 24, after four outings in the DSL where he never allowed more than one run in a game.

CAREER PITCHING

SEASON TEAM	W	L	ERA	G	GS	CG	SHO	SV	SVO	IP	H	R	ER	HR	HB	BB	IBB	SO	WHIP	AVG	AB	WP	BK	GDP	TBF	NP-S
2016 DSL Blue Jays (R)	0	0	2.45	4	3	0	0	0	0	11.0	7	3	3	0	1	3	0	11	0.91	.175	40	2	0	0	44	79-62
GCL Blue Jays (R)	2	3	4.62	9	9	0	0	0	0	39.0	38	23	20	2	3	13	0	29	1.31	.257	148	6	0	3	169	286-220
2017 Bluefield (R)	6	0	3.80	10	10	0	0	0	0	47.1	54	23	20	4	1	7	0	52	1.29	.284	190	4	1	4	200	730-505
2018 Lansing (A)	10	5	4.52	28	22	0	0	1	2	131.1	142	74	66	12	7	42	0	115	1.40	.277	512	13	3	10	568	2033-1320
2019 Dunedin (A+)	11	5	2.69	24	24	0	0	0	0	130.1	115	46	39	8	4	28	0	114	1.10	.235	489	3	0	8	523	2004-1346
2020	Did not pitch (No Minor League season)																									
2021 New Hampshire (AA)	11	4	4.85	21	20	0	0	0	0	102.0	106	60	55	12	4	35	0	89	1.38	.265	400	9	1	6	441	1669-1086
2022 New Hampshire (AA)	3	1	3.10	6	6	0	0	0	0	29.0	21	10	10	3	0	14	0	35	1.21	.198	106	2	0	0	122	465-287
Buffalo (AAA)	2	0	0.66	5	3	0	0	0	0	27.1	10	2	2	2	1	10	0	29	0.73	.112	89	0	0	2	100	384-244
Omaha (AAA)	1	1	8.44	7	6	0	0	0	0	21.1	35	24	20	3	2	9	0	22	2.06	.354	99	0	0	1	113	437-289
TORONTO	0	0	3.05	9	2	0	0	0	0	20.2	15	9	7	4	0	5	0	20	0.97	.197	76	1	0	2	81	334-209
KANSAS CITY	0	2	9.16	5	4	0	0	0	0	18.2	23	19	19	4	2	10	0	17	1.77	.307	75	1	0	1	89	363-223
2023 Omaha (AAA)	5	7	4.62	21	20	0	0	0	0	111.0	113	64	57	29	3	27	0	91	1.26	.259	436	7	0	7	470	1766-1150
KANSAS CITY	0	1	4.43	7	0	0	0	0	0	20.1	20	10	10	2	3	9	1	10	1.43	.267	75	0	0	3	89	342-216
MAJOR LEAGUE TOTALS (2 Seasons)	0	3	5.43	21	6	0	0	0	0	59.2	58	38	36	10	5	24	1	47	1.37	.257	226	2	0	6	259	1039-648
Minor League Totals (7 Seasons)	51	26	4.05	135	123	0	0	1	2	649.2	641	329	292	75	26	188	0	587	1.28	.255	2509	46	5	41	2750	9853-6509

SEASON / CAREER HIGHS

SEASON	CAREER
9/9/2023 @ Iowa 6.1	ININGS PITCHED 7.0 (3x) Last: 5/20/2022 vs. Syracuse
4/9/2023 vs. Toledo 9	HITS ALLOWED 10 (2x) Last: 8/7/2021 vs. Hartford
4/20/2023 vs. Gwinnett 7	RUNS ALLOWED 8 (2x) Last: 6/10/2018 @ Fort Wayne
Last: 5/21/2023 @ CHICAGO (AL) 5 (2x)	EARNED RUNS ALLOWED 8 (2x) Last: 6/10/2018 @ Fort Wayne
7/28/2023 @ Columbus 3	HOME RUNS ALLOWED 3 7/28/2023 @ Columbus
8/8/2023 vs. Iowa 4	WALKS ALLOWED 4 (6x) Last: 9/25/2022 vs. SEATTLE
Last: 8/27/2023 vs. St. Paul 8 (4x)	STRIKEOUTS 9 5/30/2018 vs. Lake County
9/9/2023 @ Iowa 27	BATTERS FACED 27 9/9/2023 @ Iowa
6/3/2023 vs. Memphis 100	PITCHES THROWN 100 6/3/2023 vs. Memphis
6/9/2023 to 6/15/2023 8.1	SCORELESS STREAK 20.1 IP 6/15/2018 to 7/3/2018

2023 RUN SUPPORT (OMAHA STARTS ONLY)

RUNS SCORED	0	1	2	3	4	5	6	7	8	9	10+
GAMES	5	6	4	2	2	2	1	1	1	1	1
PLAYER W-L	0-4	0-2	1-1	2-0	1-0	1-0	1-0	1-0	1-0	1-0	1-0
TEAM W-L	1-4	1-5	2-2	2-0	1-1	1-0	1-0	1-0	1-0	1-0	1-0

2023 GAME-BY-GAME

DATE	OPPONENT	RES	LEFT GAME	DEC	IP	H	R	ER	HR	HB	BB	SO	BF	NP-S
4/4	vs. Toledo	L, 9-2	Top 5th, losing 4-1	L	4.1	6	4	4	1	0	2	2	20	74-46
4/9	vs. Toledo	L, 8-2	Top 5th, losing 4-1	L	4.1	9	4	3	2	0	1	1	24	94-60
4/20	vs. Gwinnett	L, 9-3	End 5th, losing 7-3	L	5.0	6	7	4	1	0	3	2	23	75-46
4/26	@ Nashville	L, 5-0	Bottom 6th, losing 2-0	L	5.1	7	2	2	1	0	1	1	23	85-59
5/2	vs. Louisville	L, 10-4	Top 6th, losing 4-0	L	5.1	6	5	5	1	0	3	3	24	91-55
5/8	CHICAGO (AL) * W, 12-5		END 9TH, WON 12-5	—	2.2	2	1	1	0	1	2	7	13	47-30
5/12	@ MILWAUKEE * L, 5-1		BOTTOM 6TH, LOSING 3-0	—	4.1	6	2	2	1	0	3	4	20	80-49
5/15	@ SAN DIEGO * L, 4-0		MIDDLE 7TH, LOSING 3-0	—	2.1	0	0	0	0	0	1	3	8	42-25
5/21	@ CHICAGO (AL) * L, 5-2		BOTTOM 7TH, LOSING 5-2	L	4.2	8	5	5	1	0	0	1	22	76-52
5/28	@ St. Paul (Q) L, 10-6		Middle 7th, winning 6-1	—	6.0	4	1	1	0	0	0	4	21	69-46
6/3	vs. Memphis	L, 4-2	Top 6th, losing 4-0	L	5.1	5	4	3	1	0	1	6	22	100-59
6/9	@ Indianapolis (Q) W, 6-2		Middle 7th, winning 5-1	W	6.0	4	1	1	1	0	1	8	25	89-61
6/15	vs. Columbus (Q) W, 4-2		End 6th, winning 3-2	W	6.0	4	2	2	2	1	0	0	21	75-51
6/21	@ Rochester	W, 7-3	Middle 6th, tied 3-3	—	5.0	6	3	2	1	0	0	4	21	94-61
6/30	vs. Iowa (Q) L, 6-5		End 6th, tied 3-3	—	6.0	3	3	3	2	0	3	2	23	89-52
7/7	@ Gwinnett *	L, 9-6	End 8th, losing 9-6	—	4.0	3	3	3	2	0	0	4	15	59-39
7/19	DETROIT * W, 12-5		MIDDLE 9TH, LOSING 3-2	—	3.0	1	0	0	0	0	0	1	10	37-28
7/22	vs. St. Paul	W, 8-5	Top 5th, losing 4-0	—	4.1	7	4	4	2	0	0	2	20	67-49
7/28	@ Columbus	W, 7-6	Bottom 6th, winning 6-4	W	5.1	6	4	4	3	0	0	6	22	88-63
8/2	@ Louisville	L, 5-4	Middle 6th, losing 4-1	—	5.0	3	4	3	1	1	1	8	22	85-56
8/8	vs. Iowa	L, 8-2	Top 6th, losing 2-1	—	5.2	3	2	2	2	0	4	8	24	93-56
8/15	SEATTLE * L, 10-8 (10)		TOP 7TH, LOSING 8-5	—	1.2	1	1	1	0	1	1	0	8	32-18
8/17	SEATTLE * L, 6-4		TOP 6TH, LOSING 2-1	—	1.2	2	1	1	0	1	2	0	8	28-14
8/22	vs. St. Paul	W, 14-4	End 5th, winning 9-4	W	5.0	5	4	4	2	0	2	4	22	71-47
8/27	vs. St. Paul	W, 5-3	End 5th, winning 5-3	W	5.0	5	3	3	1	0	2	8	22	95-61
9/2	vs. Louisville	L, 4-2	Top 6th, tied 1-1	—	5.2	6	1	1	1	1	1	6	24	93-66
9/9	@ Iowa (Q) W, 4-2		Top 7th, tied 1-1	—	6.1	7	1	1	1	0	2	6	27	89-54
9/14	vs. Indianapolis (Q) L, 4-1		End 6th, losing 2-0	L	6.0	8	2	2	1	0	0	6	25	91-63
(Q) Indicates Quality Start			* Indicates Relief Appearance			INDICATES GAME WITH KANSAS CITY								

(Q) Indicates Quality Start

* Indicates Relief Appearance

INDICATES GAME WITH KANSAS CITY

2023 BATTED BALL STATISTICS (TRIPLE-A ONLY)

BABIP	GB/FB	LD%	GB%	FB%	IFFB%	HR/FB	Pull%	Cent%	Oppo%	SwStr%
.263	1.03	21.8%	39.7%	38.5%	19.1%	22.1%	40.7%	28.9%	30.4%	9.4%

VS. COLUMBUS IN 2023

PLAYER

56 JUSTIN ANDERSON

RHP • L/R • 6'3" • 230 lbs • 9/28/1992 (30)
Signed 6/8/2023 as a Minor League Free Agent
Drafted by Los Angeles (AL) — 2014, 14th Round (UTSA)
Born/Resides: Houston, Texas

48 JOE BARLOW

RHP • R/R • 6'2" • 200 lbs • 9/28/1995 (27)
Claimed off Waivers from Texas — 8/4/2023
Drafted by Texas — 2016, 11th Round (Salt Lake CC)
Born: Riverton, Utah • Resides: Scottsdale, Arizona

32 CHRISTIAN CHAMBERLAIN

LHP • L/L • 5'10" • 175 lbs • 7/20/1999 (24)
2020 MLB Draft — Round 4 (Oregon State)
Born: Grand Junction, Colorado • Resides: Reno, Nevada

47 DYLAN COLEMAN

RHP • R/R • 6'5" • 235 lbs • 9/16/1996 (27)
Traded from San Diego — 11/5/2020
Drafted by San Diego — 2018, 4th Round (Missouri State)
Born: Potosi, Missouri • Resides: Mineral Point, Missouri

36 BRETT DE GEUS

RHP • R/R • 6'2" • 190 lbs • 11/4/1997 (25)
Signed 5/12/2023 as a Minor League Free Agent
Drafted by Los Angeles (NL) — 2017, 33rd Round (Cabrillo College)
Born/Resides: Pleasanton, California

55 JONAH DIPOTO

RHP • R/R • 6'1" • 225 lbs • 9/3/1996 (27)
2019 MLB Draft — Round 35 (UC San Diego)
Born: Queens, New York • Resides: San Diego, California

38 TAYLOR HEARN

LHP • L/L • 6'6" • 230 lbs • 8/30/1994 (28)
Traded from Atlanta — 7/30/2023
Drafted by Washington — 2015, 5th Round (Oklahoma Baptist)
Born: Roysie City, Texas • Resides: Rockwell, Texas

54 JONATHAN HEASLEY

RHP • R/R • 6'3" • 235 lbs • 1/27/1997 (26)
2018 MLB Draft — Round 13 (Oklahoma State)
Born: Plano, Texas • Resides: Dallas, Texas

62 WILL KLEIN

RHP • R/R • 6'5" • 230 lbs • 11/28/1999 (23)
2020 MLB Draft — Round 5 (Eastern Illinois)
Born: Maryville, Tenn. • Resides: Bloomington, Ind.

40 WALTER PENNINGTON

LHP • L/L • 6'2" • 205 lbs • 4/14/1998 (25)
Signed 8/19/2020 as an Undrafted Free Agent (Coca-Cola School of Mines)
Born: Englewood, Colo. • Resides: Broomfield, Colo.

45 EVAN SISK

LHP • L/L • 6'2" • 195 lbs • 4/23/1997 (26)
Traded from Minnesota — 1/24/2023
Drafted by St. Louis — 2018, 16th Round (College of Charleston)
Born: Pineville, N.C. • Resides: Chester, S.C.

QUICK NOTES

- 2023: Signed as a Minor League free agent with the Royals in June, pitched 10 games for the ACL Royals (R) before being transferred to NW Arkansas (AA), where he pitched in 12 games (1 start) for the Naturals and went 3-0 with a 7.64 ERA (15 ER in 17.2 IP) and struck out 37 (18.84 K/9) and allowed 1 ER over his final 11.0 IP (0.81 ERA) ... assigned to Omaha on 9/19.
- 2022: Pitched in three games for the Round Rock Express (AAA, Rangers) before landing on IL on 4/23, transferred to the 60-Day IL on 6/14, elected free agency at the end of the season.
- 2021: Signed with Texas as a free agent on 1/13 and pitched 11 games for Round Rock and two more for the AZL Rangers, going 0-0 with a 2.77 ERA in 13 games, struck out 25 in 13 innings.
- 2018-20: Pitched 111 games over two seasons for the Los Angeles Angels, going 6-3 with a 4.75 ERA (54 ER in 102.1 IP) and 127 strikeouts (11.13 K/9) ... made his MLB debut 4/23/2018 @ Houston (1.0 IP, 0 R, 1 K) ... underwent Tommy John surgery in July 2020, nontendered by the Angels in December.

CONSECUTIVE BATTERS RETIRED: 0

SCORELESS STREAK: 0

- 2023: Opened the season with Round Rock (AAA), pitched 20 games across 3 stints with the Express and 13 games over 2 stints with Texas in the big leagues (5/16-5/30 & 6/14-7/4) with a 4.66 ERA (6 ER in 9.2 IP) and 6 strikeouts to just 2 walks ... 13 of 20 appearances with Round Rock were scoreless ... claimed off waivers from Texas by the Royals on 8/4, optioned to Omaha, served as opener on 8/12 vs. IOW ... DFA'd on 9/1, outrighted to OMA 9/3.
- 2022: Spent the entire season in the Rangers' bullpen ... set MLB career highs in games pitched (35), saves (13) and strikeouts (28) and led the Rangers in saves despite two stints in the Injured List ... finished with a 3-1 record and 3.86 ERA (15 ER in 35.0 IP) ... his 7.20 K/9 was 2nd-lowest among MLB pitchers with 10+ saves (5.63-ARI's Mark Melancon) ... underwent arthroscopic surgery on 11/4/22 to separate a pair of fused tendons in his right wrist.
- 2021: Opened the season with Round Rock (AAA) and pitched 17 games for the Express before his contract was selected on 6/23 ... pitched to a 1.55 ERA (5 ER in 29.0 IP) with 11 saves over 31 games with Texas ... ranked among MLB leaders (min. 30 G) in opp. BA (1st), OBP (3rd), SLG (3rd), OPS (3rd), WHIP (3rd, 0.83), and ERA (8th).

4SFB (91-93), SL (84.0), CB (77.2)

CONSECUTIVE BATTERS RETIRED: 1 (9/15)

SCORELESS STREAK: 5.0 IP (8/25 to 9/15)

Ranked by Baseball America as the No. 30 Royals prospect

- 2023: Opened the year in NW Arkansas (AA) and made 20 appearances out of the bullpen for the Naturals and went 1-2 with a 1.99 ERA (7 ER in 31.2 IP) and struck out 49 (13.93 K/9) ... 14 of 20 Double-A appearances were scoreless ... promoted to Omaha on 6/20, made Triple-A debut 6/20 @ ROK (1.0 IP, 2 R, 2 K) ... 12 of 23 Triple-A games have been scoreless ... among Royals MLB pitchers (min. 40.0 IP), 2nd with 13.75 K/9 and 2nd with 32.7% K% ... allowed 2 ER in 10 games, 9.2 IP (1.86 ERA), between 7/28 & 8/24, after allowing 15 ER in first 11 games, 9.2 IP (13.97 ERA).
- 2022: After beginning the season with Quad Cities (A+), was assigned to NW Arkansas (AA) on May 31 and finished the season in Double-A ... pitched 33 games between the two levels, among Royals Minor League pitchers with at least 40.0 innings pitched, his 13.22 K/9 and 29.6% K% both ranked 3rd-best ... his 19.3% BB% was 2nd-worst.
- 2021: Assigned to Quad Cities (A+) on 5/23 to begin his career in professional baseball and pitched two games out of the bullpen for the River Bandits, going 1-0 with a 4.91 ERA (2 ER in 3.2 IP) with just one walk and six strikeouts, before being placed on the 7-day Injured List on 6/14, where he remained for the rest of the season.

4SFB (94-96), SL (84.7), SNK (94.6), CB (80.5)

CONSECUTIVE BATTERS RETIRED: 1 (9/15)

SCORELESS STREAK: 1.0 IP (9/8 to 9/15)

- 2023: Made his second consecutive Opening Day Roster with the Royals & allowed 10 ER in 5.0 IP (18.00 ERA) in 5 games with 7 H, 7 BB & 5 K ... optioned to Omaha on 4/1, appeared in his first game 5/2 vs. LOU ... 14 of 20 his first game appearances were scoreless and 22 of 30 total ... 46 of 90 outs he's recorded with Omaha this year are strikeouts ... 51% (29 on 56 outs), 14 on 45RB, 3 on slider, 13, 80 K/9 (46 K in 30.0 IP) ... 6 of his last 7 Chasers games were scoreless ... into early July, then recalled on 7/5 and pitched 18 games with KC (11 scoreless), had 5.40 ERA (8 ER in 13.1 IP) with 12 BB & 16 K ... optioned to Omaha 8/22.
- 2022: Spent nearly the entire season in Kansas City, pitching in 68 games for the Royals with a 5-2 record and 2.78 ERA (21 ER in 68.0 IP) and 71 strikeouts ... 2nd-most appearances among rookie relievers, 8th in ERA, and 9th in strikeouts ... did not allow a HR over the final 26.0 innings of the season ... pitched 1 game for Omaha on May 24.
- 2021: Opened the season in NW Arkansas (AA) and assigned to Omaha on 7/8 ... earned his first MLB call-up on 9/20 and pitched in 5 games for Kansas City with 7 K in 6.1 IP.

4SFB (95-97), SWP (81.1), SL (90.3)

CONSECUTIVE BATTERS RETIRED: 5 (9/15 to 9/19)

SCORELESS STREAK: 1.2 (9/15 to 9/19)

- 2023: Opened the season with the Frederick team in the independent Atlantic League, pitched 5 games with 3.00 ERA (2 ER in 6.0 IP) and was signed by Kansas City as a minor league free agent on 5/12, then assigned to NW Arkansas (AA) on 5/30 ... pitched 19 games (2 starts) for NWA and went 2-1 with a 2.97 ERA (1 ER in 33.1 IP) with 28 strikeouts to 8 walks (3.5 K/BB) ... assigned to Omaha on 8/19, has allowed a run in 4 of 8 outings with OMA, but had a perfect 9th inning in 8.1 vs. LOU.
- 2022: After being outrighted off the 40-man roster by Arizona in December 2021, opened the season with Amarillo (AA) and pitched 17 games for the Sod Poodles, before being released on 6/6 ... finished the year with the York Revolution in the independent Atlantic League and pitched in 33 games, with a 2-2 record and 6.43 ERA (25 ER in 35.0 IP).
- 2021: Was selected by the Texas Rangers from the Dodgers organization with the 2nd pick in the 2020 Rule 5 Draft and made the Rangers' Opening Day roster in 2021, made his MLB debut 4/1/21 @ Kansas City with 3 ER in 1.0 IP ... was designated for assignment 6/23/21 after posting a 8.44 ERA over 19 games for Texas ... claimed off waivers by Arizona on 6/25 and went 3-2 with a 6.56 ERA and 15 strikeouts over 28 relief appearances, then was designated for assignment in November.

SNK (94-96), CUT (89.0), CB (82.9)

CONSECUTIVE BATTERS RETIRED: 3 (9/16)

SCORELESS STREAK: 1.2 IP (9/8 to 9/16)

- 2023: For the 2nd straight year, made his spring debut with a scoreless Cactus League inning against his dad's Seattle Mariners, on 2/26 ... opened the regular season with NW Arkansas (AA), pitched 10.1 scoreless innings with 1 ER and 13 K across 7 relief outings ... assigned to Omaha (AAA) on 5/3, has not allowed an earned run in 22 of 34 outings with Omaha, including 3.0 scoreless with 5 K on 8/24 vs. STP ... a streak of 6 straight scoreless appearances, but had 6 ER & 6.30 with 1 ER in 9.2 IP in June (0.93 ERA).
- 2022: Pitched a scoreless Cactus League inning with a strikeout on 3/29 against his dad's Seattle Mariners ... spent the entire season with NW Arkansas (AA) and led the Naturals with 42 games pitched ... 11.87 K/9 ranked 2nd among Royals minor leaguers (min. 60.0 IP), 212 opponents' batting average and 28.1% K% ranked 3rd.
- MISC: Full name is *Jonah Seaver Dipoto*, after Tom Seaver ... father Jerry Dipoto is currently the President of Baseball Operations for the Seattle Mariners, formerly their GM.

SNK (93-95), SL (81.6), CB (80.2)

CONSECUTIVE BATTERS RETIRED: 2 (9/14)

SCORELESS STREAK: 2.2 IP (9/5 to 9/14)

- 2023: Made Texas' Opening Day roster, but optioned to Triple-A 4/13 and has spent most of the season at Round Rock (AAA), where he had a 3.66 ERA (16 ER in 39.1 IP) with 54 strikeouts (12.4 K/9) in 24 appearances (2 starts) ... DFA'd by Texas 7/19 and acquired by Atlanta on Monday 7/24, and has pitched in 5 MLB games this season, 4 with the Rangers and 1 with the Braves ... acquired by Kansas City 7/30 in exchange for Nicky Lopez, optioned to Omaha ... did not allow an ER over 3.1 IP with Omaha, called up to KC 8/8 and appeared in 8 games with a 8.22 ERA (7 ER in 7.2 IP), optioned 8/29 ... has allowed 1 ER in 8.2 IP over 6 games since being optioned (1.04 ERA).
- 2022: Spent most of the season with Texas, appearing in 31 games (13 starts) over 3 stints ... set MLB career highs in strikeouts (97), starts (13), and wins (6-tied) ... opened the year as part of the Rangers rotation and went 4-5, 6.25 ERA (41 ER in 59.0 IP) over 13 starts, pitched in relief over his final 18 outings of the season, going 2-3 with one save and a 3.51 ERA (16 ER in 41.0 IP) in that span ... had 5 relief outings of 4+ SHO IP ... in 3 games 2 starts) with Round Rock (AAA), went 1-0 with a 6.00 ERA (8 ER in 12.0 IP) and 20 K.
- 2021: Spent the entire year in the big leagues the Rangers and split time in the bullpen and rotation, going 6-6 with a 4.66 ERA (54 ER in 104.1 IP) in 42 games (11 starts), finished among staff leaders in relief strikeouts (2nd, 55), W (13rd, 6), and G (13rd, 42) ... was one of 2 MLB players to make 30+ relief appearances and 10+ starts in 2021.

4SFB (93-95), SL (86.0), SNK (93.0), CH (89.2)

CONSECUTIVE BATTERS RETIRED: 3 (9/17)

SCORELESS STREAK: 8.2 IP (9/1 to 9/17)

- 2023: Opened the year in Omaha's rotation, on his 4th stint with the Storm Chasers after 3 stints with the Royals ... in 12 MLB games, has a 7.20 ERA (12 ER in 15.0 IP) with 9 strikeouts and 2 walks ... first 13 Triple-A appearances were starts, his next 5 were in relief, including the first two times as the "bull" pitcher behind an opener ... 2 of first 4 starts were quality starts, 4-7 vs. TOL (6.0 IP, 2 ER) and 4-9 vs. GWN (7.0 IP, 3 ER) ... earned his first pro save with 1.0 scoreless IP on 8/27 vs. STP ... since being optioned on 8/12, has allowed 10 ER in 14 games, 17.1 IP (5.19 ERA), with 5 straight scoreless outings (6.1 IP) from 8/23 to 9/3.
- 2022: Split the season between KC and Omaha, making 21 starts over four stints with the Royals, plus nine starts with the Chasers ... 21 MLB starts ranked 7th K% among Major League rookies ... opened the year in Triple-A, made six starts before his first call-up to KC on 5/12 ... across all nine outings with Omaha, struck out 45 in 39.1 innings (10.3 K/9).
- 2021: Named Kansas City's Double-A Pitcher of the Year with NW Arkansas (AA) and spent much of the season with the Naturals before making his MLB debut with Kansas City on 9/17 and finishing the year with the Royals ... in 22 appearances (21 starts) with NWA, went 7-3 with a 3.33 ERA (39 ER in 105.1 IP) and 120 strikeouts (10.3 K/9).

4SFB (93-95), SWP (82.9), CB (79.3), CH (85.6)

CONSECUTIVE BATTERS RETIRED: 1 (9/19)

SCORELESS STREAK: 0.2 IP (9/19)

Ranked by MLB Pipeline as the No. 25 Royals prospect ... Ranked by Baseball America as the No. 22 Royals prospect

- 2023: Has allowed 19 ER in his last 17.1 IP (9.87 ERA), including runs in 9 straight from 7/28 to 8/23 ... only allowed 3 ER in his first 15.2 IP (1.72 ERA) and 12 games with Omaha ... opened the season with NW Arkansas (AA) and appeared in 21 games out of the bullpen, with a 3.38 ERA (11 ER in 29.1 IP) and 44 strikeouts to 14 walks ... did not allow a run over his final 11.0 IP (6 games) with NWA ... promoted to Omaha on 6/13, made his Triple-A debut on 6/14 vs. COL with 2.0 scoreless IP, 5 K including his first 3 ... threw 0.1 IP in Futures Game on 7/16 in Seattle, 2 BB and took the L ... Injured List from 9/5 to 9/12.
- 2022: Opened the season in the Injured List with shin splints, assigned to NW Arkansas (AA) on May 14, where he spent the entire season ... over 30 outings (3 starts), had a 10.51 ERA (51 ER in 43.2 IP) and 55 strikeouts to 51 walks (1.08 K/BB) ... among Royals Minor League pitchers (min. 40.0 IP), his 11.34 K/9 ranked 6th-best, and 22.0% BB% was last.
- 2021: Began his professional career in Quad Cities (A+), pitching in 36 games out of the bullpen for the River Bandits ... went 7-1 with four saves and a 3.58 ERA (25 ER in 70.1 IP) and 121 strikeouts ... named an MLB.com Organization All-Star and recognized as the Royals' Pitching Prospect of the Year by MLB Pipeline.

4SFB (96-98), CUT (88.4), CB (81.3)

CONSECUTIVE BATTERS RETIRED: 0

SCORELESS STREAK: 0.0 IP

- 2023: Opened the season with NW Arkansas (AA) and pitched 9.2 scoreless innings with 11 strikeouts across 8 relief outings, allowed 4 H and 4 BB for a 0.83 WHIP and .129 BAA ... assigned to Omaha (AAA) on 5/3 and made his Triple-A debut 5/5 vs. LOU, struck out his first 2 batters in a 1-2-3 7th inning ... four straight scoreless between 5/13 and 5/24 ... has not allowed an earned run in 22 of 40 OMA appearances this year, 2nd on team in games pitched ... has 5 outings of 3.0 innings ... struck out 4 in the 8th inning on 8/22 vs. STP ... made opener start 8/25 vs. STP and threw 3.0 scoreless IP with 3 K.
- 2022: Opened the season with Quad Cities (A+) and pitched 5.2 scoreless innings with nine strikeouts, across three relief outings ... assigned to NW Arkansas (AA) on 4/21, where he ended the season ... earned decisions in 5 of 6 outings with Naturals (3 W, 1 L, 1 SV) ... in 33 NWA outings were scoreless, allowed 1 ER or less in 20 of 33 ... made pro start 6/22 vs. SPR ... was on the Injured List from 8/18 to 9/1, threw scoreless 8th inning in first outing back 9/3.
- MISC: Graduated from the Colorado School of Mines with a mechanical engineering degree, threw 22.42 innings, but also hit .288 with a 1.142 OPS as an outfielder.

SNK (92-94), SL (83.3), CH (86.7)

CONSECUTIVE BATTERS RETIRED: 6 (9/19)

SCORELESS STREAK: 2.0 IP (9/19)

- 2023: 33 of his team-best 33 appearances have been scoreless, ranks 4th in the league in games pitched ... has allowed 2+ ER in 11 outings ... threw 2.0 perfect innings 5/6 vs. LOU, season-high 2.1 shutout innings 6/7 @ IND ... has 18 outings of 1.0 IP+ this season, including 3 opener starts and a pair of perfect two-inning outings (5/6 vs. LOU & 9/16 vs. IND) ... has 10 scoreless outings that have lasted less than 1.0 inning.
- 2022: Split his first full season in the Twins organization between Wichita (AA) and St. Paul (AAA), earned Minnesota MLB.com Organization All-Star honors as a relief pitcher ... posted a 1.57 ERA (11 ER in 63.0 IP) with 76 strikeouts against 29 walks (10.86 K/9 and 2.62 K/BB) across 50 games between the two levels, the best ERA in 2022 among all MLB relievers that made 50+ appearances and threw a minimum of 60.0 IP.
- 2021: Began the season in the Cardinals organization, acquired by Minnesota via trade on July 30 ... split the year between Peoria (A+), Springfield (AA) and Wichita (AA), combining to pitch in 39 games with a 3-1 record and 3.91 ERA (23 ER in 53.0 IP), striking out 69 with 35 walks.

SNK (90-93), SL (79.3), 4SFB (89.8), CH (84.1)

CONSECUTIVE BATTERS RETIRED: 6 (9/16)

SCORELESS STREAK: 2.0 IP (9/16)

CAREER HIGHS

IP	8.0	9/6/15 vs. Wisconsin
K	9	5/30/15 vs. Quad Cities
BB	6	6/12/16 vs. High Desert
H	14	7/23/16 @ San Jose
ER	6	(5x) Last: 9/4/2016 @ Lancaster
NP	106	8/13/16 vs. Modesto
IP	4.2	7/28/17 @ Everett
K	6	(5x) Last: 7/15/18 @ Charleston
BB	4	(2x) Last: 6/22/18 vs. West Virginia
H	7	8/25/23 vs. St. Paul
ER	5	5/24/18 vs. Delmarva
NP	67	7/1/17 @ Boise
IP	2.2	(2x) Last: 5/14/22 vs. Wisconsin
K	6	5/3/22 @ Cedar Rapids
BB	4	4/8/22 @ South Bend
H	4	(3x) Last: 7/16/22 vs. Indianapolis
ER	6	6/17/22 vs. Arkansas
NP	48	4/8/22 @ South Bend
IP	3.0	8/31/19 vs. Lansing
K	4	(4x) Last: 9/12/21 @ St. Paul
BB	4	4/10/23 @ TEXAS
H	5	7/4/21 @ Springfield
ER	6	4/10/23 @ TEXAS
NP	38	8/22/18 @ Great Lakes
IP	6.0	(3x) Last: 8/24/18 @ Orem
K	7	6/28/18 @ Orem
BB	4	(2x) Last: 5/7/19 @ Kane County
H	9	(2x) Last: 8/22/18 vs. Idaho Falls
ER	6	8/19/18 vs. Billings
NP	94	8/24/18 @ Orem
IP	3.0	(5x) Last: 8/24/23 vs. St. Paul
K	6	5/16/21 vs. Cedar Rapids
BB	4	(2x) Last: 4/8/22 @ Springfield
H	6	8/24/23 vs. St. Paul
ER	4	(3x) Last: 8/11/23 vs. Iowa
NP	50	8/24/22 vs. Springfield
IP	7.0	(4x) Last: 9/5/2021 @ LOS ANGELES (AL)
K	10	(2x) Last: 6/14/2018 @ Binghamton
BB	4	(12x) Last: 6/2/2022 vs. TAMPA BAY
H	10	6/18/2022 @ DETROIT
ER	8	6/18/2022 @ DETROIT
NP	106	6/7/2018 vs. Reading
IP	7.0	(4x) Last: 4/19/23 vs. Gwinnett
K	12	6/25/19 vs. Columbia
BB	6	(2x) Last: 5/25/22 @ ARIZONA
H	11	5/21/23 vs. Toledo
ER	11	4/13/23 @ Iowa
NP	108	9/3/22 @ DETROIT
IP	3.0	(5x) Last: 8/12/21 vs. Beloit
K	6	(5x) Last: 8/12/21 vs. Beloit
BB	5	(2x) Last: 6/2/22 vs. Corpus Christi
H	6	8/24/22 vs. Springfield
ER	7	8/24/22 vs. Springfield
NP	56	7/1/21 vs. Cedar Rapids
IP	3.2	7/16/21 @ Myrtle Beach
K	5	(3x) Last: 9/6/23 @ Iowa
BB	4	(3x) Last: 8/17/22 vs. San Antonio
H	5	(4x) Last: 8/13/22 @ Arkansas
ER	6	8/17/22 vs. San Antonio
NP	58	6/22/22 vs. Springfield
K	3	(5x) Last: 6/18/21 @ Wichita
IP	5.0	(4x) Last: 8/20/21 @ Springfield
BB	3	(6x) Last: 7/16/23 vs. Indianapolis
H	5	(3x) Last: 8/12/21 @ Tulsa
ER	4	(4x) Last: 8/9/23 vs. Iowa
NP	55	8/20/21 @ Springfield

RELIEVERS		ENTRANCE SITUATION			INNING ENTERING THE GAME										INHERITED RUNNERS			1-2-3 INNINGS		
PITCHER		LEAD	TRAIL	TIED	1	2	3	4	5	6	7	8	9	10+	BR INHER.	BR SCORE	% SCORE	TOTAL	POSSIBLE	% 1-2-3
56	Anderson, Justin	-	-	1	1	-	-	-	1	5	2	1	-	-	3	1	-	0	12	0.0%
48	Barlow, Joe	2	7	1	-	-	-	-	-	-	-	-	-	-	-	-	-	2	4	50.0%
50	Castillo, Max	-	1	-	-	-	-	-	1	-	-	-	-	-	-	-	-	2	4	50.0%
32	Chamberlain, Christian	8	13	3	-	-	1	1	2	3	4	7	6	-	11	1	9.1%	3	17	17.6%
47	Coleman, Dylan	14	13	2	-	-	-	-	-	2	4	14	9	-	9	4	44.4%	9	26	34.6%
36	de Geus, Brett	2	6	-	-	-	2	-	2	-	2	-	2	-	3	2	66.7%	2	7	28.6%
55	Dipoto, Jonah	11	19	4	-	-	2	2	3	11	6	6	3	1	28	12	42.9%	9	27	33.3%
38	Hearn, Taylor	3	5	-	-	-	-	-	1	3	2	1	1	-	4	4	100.0%	0	6	0.0%
54	Heasley, Jonathan	10	6	1	-	-	1	-	2	4	1	5	4	-	10	2	20.0%	4	21	19.0%
62	Klein, Will	15	7	3	-	-	-	-	1	5	4	6	9	-	8	2	25.0%	10	28	35.7%
35	Parrish, Drew	1	1	-	-	-	1	-	1	-	-	-	-	-	-	-	-	3	7	42.9%
40	Pennington, Walter	17	17	5	-	-	-	5	4	13	8	5	4	-	26	9	34.6%	16	38	42.1%
47	Sisk, Evan	20	24	7	-	-	1	1	1	12	16	12	7	1	30	10	33.3%	8	34	23.5%
SEASON (INCLUDING INACTIVE)		208	220	45	1	1	17	17	45	95	104	103	87	3	233	89	38.2%	130	461	28.2%

STORM CHASERS BULLPEN USAGE (PITCH COUNT, LAST TWO WEEKS)

DAY OF WEEK	TUE	WED	THU	FRI	SAT	SUN	MON	TUE	WED	THU	FRI	SAT	SUN	LAST OMAHA RELIEF APPEARANCE				
DATE	9/12	9/13	9/14	9/15	9/16	9/17	9/18	9/19	9/20	9/21	9/22	9/23	9/24	GAME	IP	H	R	ER
56 Anderson, Justin	25 (HWA)			27 (HWA)										FRI 9/15 vs. Indianapolis	1.0	0	0	0
48 Barlow, Joe	23			12										FRI 9/15 vs. Indianapolis	0.1	0	0	0
32 Chamberlain, Christian (L)				3										9/19 @ Columbus	1.0	0	0	0
57 Coleman, Dylan		25		22				13						SAT 9/16 vs. Indianapolis	1.0	1	0	0
36 de Geus, Brett					13									THU 9/14 vs. Indianapolis	0.2	0	0	0
55 Dipoto, Jonah			6											SUN 9/17 vs. Indianapolis	1.0	1	0	0
38 Hearn, Taylor (L)			17			14								9/19 @ Columbus	1.0	2	2	2
54 Heasley, Jonathan		25				18								SUN 9/17 vs. Indianapolis	1.1	4	3	1
62 Klein, Will	21		20			38								9/19 @ Columbus	2.0	0	0	0
40 Pennington, Walter (L)	20		22											SAT 9/16 vs. Indianapolis	2.0	0	0	0
47 Sisk, Evan (L)		39			19			26										

OMAHA STARTING PITCHER SPLITS

PITCHER	GS	W-L	TEAM W-L	R-SUPPORT	SUPPORT/GS
50 Castillo, Max	20	5-7	9-12	49	2.45
35 Parrish, Drew	18	4-5	11-7	73	4.06
Veneziano, Anthony	17	5-4	8-9	42	2.47
54 Heasley, Jonathan	14	1-5	8-6	40	2.86
Bowlan, Jonathan	12	5-6	5-7	37	3.08
Cox, Austin	9	2-1	5-4	27	3.00
Mayers, Mike	8	2-1	3-5	15	1.88
Hoffmann, Andrew	7	3-3	4-3	23	3.29
Zerpa, Angel	6	0-2	1-5	6	1.00
Ragans, Cole	4	2-1	3-1	15	3.75
Lynch, Daniel	4	2-0	3-1	15	3.75
45 Sisk, Evan	3	0-0	0-3	1	0.33
Yarbrough, Ryan	3	0-0	1-2	5	1.67
Marsh, Alec	3	2-0	2-0	14	4.67
Mengden, Daniel	3	0-0	3-0	7	2.33
Keller, Brad	2	0-0	1-1	5	2.50
McArthur, James	2	0-0	1-1	5	2.50
60 Pennington, Walter	1	0-0	0-1	3	3.00
42 Klein, Will	1	0-0	0-1	0	0.00
48 Barlow, Joe	1	0-0	0-1	1	1.00
Martinez, Marcelo	1	0-1	0-1	1	1.00
Kowar, Jackson	1	0-1	0-1	1	1.00
TOTALS	140			385	2.75

1ST PITCH STRIKES

FPS	TBF	% FPS
191	456	41.9%
197	357	55.2%
225	375	60.0%
179	307	58.3%
126	259	48.6%
90	161	55.9%
99	160	61.9%
86	153	56.2%
75	117	64.1%
42	81	51.9%
43	75	57.3%
20	29	69.0%
37	53	69.8%
46	66	69.7%
19	49	38.8%
12	19	63.2%
12	19	63.2%
6	9	66.7%
3	5	60.0%
6	11	54.5%
13	22	59.1%
9	14	64.3%
1,536	2,797	54.9%

1-2-3 INNINGS

TOTAL	POSSIBLE	% 1-2-3
34	102	33.3%
15	59	25.4%
24	84	28.6%
19	64	29.7%
19	55	34.5%
15	40	37.5%
9	34	26.5%
7	32	21.9%
6	25	24.0%
4	15	26.7%
6	17	35.3%
1	6	16.7%
5	14	35.7%
1	15	6.7%
2	7	28.6%
0	4	0.0%
3	5	60.0%
1	3	33.3%
0	1	0.0%
0	2	0.0%
2	5	40.0%
0	2	0.0%
173	591	29.3%

OMAHA STARTERS VS. RELIEVERS

STARTERS	RELIEVERS
33-37	W-L
5.26	ERA
631.2	INNINGS
665 (121)	HITS (HR)
385 (369)	R (ER)
281	BB
569	K
1.50	WHIP
.271	AVG

OMAHA STARTING PITCHER/CATCHER MATCHUPS

		LOGAN PORTER										JOSE BRICENO										JAKSON REETZ										FREDDY FERMIN										TOTALS									
		GS	W	L	ERA	IP	ER	BB	SO	GS	W	L	ERA	IP	ER	BB	SO	GS	W	L	ERA	IP	ER	BB	SO	GS	W	L	ERA	IP	ER	BB	SO	GS	W	L	ERA	IP	ER	BB	SO										
50	Castillo, Max	9	3	-2	4.07	48.2	22	12	40	5	1	-1	4.78	26.1	14	5	22	4	1	-2	3.97	22.2	10	5	21	2	0	-2	7.71	9.1	8	5	4	4	20	5	-7	4.54	107.0	54	27	87									
35	Parrish, Drew	9	2	-4	10.38	34.2	40	27	22	4	1	-1	7.50	18.0	15	10	10	3	1	-0	1.46	12.1	2	12	10	2	0	-0	3.86	7.0	3	3	11	18	4	-5	7.50	72.0	60	52	53										
	Veneziano, Anthony	7	2	-0	3.16	37.0	14	13	33	7	2	-4	4.54	37.2	19	19	36	2	1	-0	8.59	7.1	7	6	6	17	5	-4	4.09	88.0	40	40	78	17	4	-5	4.09	88.0	40	40	78										
54	Heasley, Jonathan	7	0	-4	7.83	33.1	29	11	35	2	0	-2	14.14	7.0	11	4	9	3	0	-0	4.12	15.1	7	7	11	4	1	-1	10.20	17.2	21	9	16	14	1	-5	7.83	66.1	57	27	62										
	Bowlan, Jonathan	9	4	-4	4.93	45.2	25	21	35	2	0	-2	14.14	7.0	11	4	9	2	1	-0	0.82	11.0	1	6	9	5	2	-0	4.91	22.0	12	11	20	12	5	-6	5.83	58.2	38	26	47										
	Cox, Austin	7	1	-1	3.72	29.0	12	13	25	3	1	-2	3.07	14.2	5	8	16	3	0	-1	10.50	12	14	6	9	8	2	-1	6.88	34.0	26	17	29	8	2	-1	6.88	34.0	26	17	29										
57	Hoffmann, Andrew	4	2	-1	7.85	18.1	17	7	28	3	1	-2	3.07	14.2	5	8	16	2	0	-0	0.79	11.1	1	3	4	7	3	-3	5.73	33.0	21	15	44	7	3	-3	5.73	33.0	21	15	44										
	Zerpa, Angel	4	0	-2	7.63	15.1	13	10	19	2	0	-0	0.79	11.1	1	3	4	-	-	-	-	-	-	-	-	6	0	-2	4.73	26.2	14	13	23	4	2	-1	4.82	18.2	10	10	22										
	Ragans, Cole	4	2	-1	4.82	18.2	10	10	22	2	0	-0	0.00	10.0	0	1	9	-	-	-	-	-	-	-	-	4	2	-0	3.50	18.0	7	3	18	3	0	-0	4.26	6.1	3	5	5										
	Lynch, Daniel	1	1	-0	0.00	6.0	0	0	5	2	0	-0	4.50	4.0	2	3	2	3	1	-0	5.25	12.0	7	3	13	4	2	-0	3.50	18.0	7	3	18	3	0	-0	4.26	6.1	3	5	5										
45	Sisk, Evan	1	0	-0	3.86	2.1	1	2	3	2	0	-0	4.50	4.0	2	3	2	-	-	-	-	-	-	-	-	4	2	-0	3.50	18.0	7	3	18	3	0	-0	4.26	6.1	3	5	5										
	Yarbrough, Ryan	1	0	-0	3.86	4.2	2	1	9	2	0	-0	0.00	10.0	0	1	9	-	-	-	-	-	-	-	-	3	0	-0	1.23	14.2	2	2	18	3	0	-0	1.23	14.2	2	2	18										
	Marsh, Alec	3	2	-0	2.40	15.0	4	7	19	1	0	-0	0.00	2.0	0	3	0	1	0	-0	3.00	3.0	1	1	4	3	2	-0	2.40	15.0	4	7	19	3	2	-0	2.40	15.0	4	7	19										
	Mengden, Daniel	2	0	-0	5.87	7.2	5	4	5	1	0	-0	0.00	2.0	0	3	0	1	0	-0	3.00	3.0	1	1	4	3	2	-0	5.06	10.2	6	5	9	2	0	-0	2.25	4.0	1	5	3										
	Keller, Brad	1	0	-0	4.50	2.0	1	2	3	1	0	-0	0.00	2.0	0	3	0	-	-	-	-	-	-	-	-	2	0	-0	2.25	4.0	1	5	3	2	0	-0	0.00	5.0	0	0	7										
	McArthur, James	1	0	-0	0.00	3.0	0	0	5	1	0	-0	0.00	2.0	0	0	2	-	-	-	-	-	-	-	-	1	0	-0	0.00	3.0	0	0	7	1	0	-0	0.00	3.0	0	0	7										
60	Pennington, Walter	1	0	-0	0.00	3.0	0	0	5	1	0	-0	0.00	2.0	0	0	2	-	-	-	-	-	-	-	-	1	0	-0	0.00	3.0	0	0	7	1	0	-0	0.00	3.0	0	0	7										
42	Klein, Will	1	0	-0	9.00	1.0	1	1	2	1	0	-0	0.00	2.0	0	0	2	-	-	-	-	-	-	-	-	1	0	-0	9.00	1.0	1	1	2	1	0	-0	9.00	1.0	1	1	2										
48	Barlow, Joe	1	0	-0	13.50	2.0	3	2	0	1	0	-0	0.00	2.0	0	0	2	-	-	-	-	-	-	-	-	1	0	-0	13.50	2.0	3	2	0	1	0	-0	13.50	2.0	3	2	0										
	Martinez, Marcelo	1	0	-1	9.00	5.0	5	1	3	1	0	-0	0.00	2.0	0	0	2	-	-	-	-	-	-	-	-	1	0	-1	9.00	5.0	5	1	3	1	0	-1	9.00	5.0	5	1	3										
	Kowar, Jackson	1	0	-1	9.00	5.0	5	1	3	1	0	-0	0.00	2.0	0	0	2	-	-	-	-	-	-	-	-	1	0	-1	13.50	2.2	4	4	3	1	0	-1	13.50	2.2	4	4	3										
	Relievers	18	22	-22	5.75	330.1	242	222	368	6	6	-6	5.53	109.0	67	72	127	4	8	-8	5.29	98.7	58	64	119	1	0	-1	13.50	2.2	4	4	3	1	0	-1	13.50	2.2	4	4	3										
	TOTALS	74	37	-42	5.61	662.2	413	366	684	29	11	-16	4.98	242.0	134	128	237	23	11	-10	4.62	204.3	105	115	213	12	6	-6	6.99	103.0	80	58	100	140	66	-74	5.37	1231.0	735	673	1242										
	CS/ATT	19/99	PCT	19.19%	CS/ATT	12/38	PCT	31.58%	CS/ATT	5/29	PCT	17.24%	CS/ATT	3/10	PCT	30.00%	CS/ATT	41/178	PCT	23.03%																															

TOTALS include games caught by Tyler Croyley and Kale Emshoff including 2 starts by Croyley

PLAYER

19 CJ ALEXANDER

INFIELDER - L/R • 6'3" • 215 • 7/17/1996 (27)
Traded from Atlanta - 7/17/2022
Drafted by Atlanta - 2018, 20th Round
Born: Merrillville, Indiana • Resides: Surprise, Arizona

60 JOSÉ BRICEÑO

CATCHER - R/R • 6'3" • 230 • 9/19/1993 (30)
Signed 1/18/2023 as a Minor League Free Agent
Originally signed 4/29/2010 with Colorado (Intl. F.A.)
Born: Caracas, Venezuela • Resides: Mesa, Arizona

17 ANGELO CASTELLANO

INFIELDER - R/R • 6'0" • 165 • 1/13/1995 (28)
Signed 7/16/2011 as an International Free Agent
Born/Resides: San Diego, Venezuela

6 CLAY DUNGAN

INFIELDER - L/R • 6'1" • 195 • 6/2/1996 (27)
2019 MLB Draft - Round 9 (Indiana State)
Born: Muncie, Indiana • Resides: Alexandria, Indiana

24 NATE EATON

INFIELD/OUTFIELD - R/R • 5'11" • 200 • 12/22/1996 (26)
2018 MLB Draft - Round 3 (VMI)
Born/Resides: Chester, Virginia

41 KALE EMSHOFF

CATCHER - R/R • 6'2" • 228 • 5/2/1998 (25)
Signed 6/23/2020 as an Undrafted Free Agent (Arkansas-Little Rock)
Born/Resides: Robstown, Texas

28 TYLER GENTRY

OUTFIELDER - R/R • 6'2" • 215 • 2/1/1999 (24)
2020 MLB Draft - Round 3 (Alabama)
Born: Memphis, Tenn. • Resides: Arlington, Tenn.

34 DEVIN MANN

INFIELDER - R/R • 6'3" • 210 • 2/11/1997 (26)
Trade from Los Angeles (NL) - 8/1/2023
Drafted by Los Angeles (NL) - 2018, 5th Round (Louisville)
Born/Resides: Columbus, Indiana

3 MORGAN MCCULLOUGH

INFIELDER - L/R • 5'10" • 190 • 12/19/1997 (25)
Signed 2/24/2022 as a Minor League Free Agent
Drafted by Los Angeles (AL) - 2019, 22nd Round (Alabama)
Born/Resides: Seattle, Washington

7 JOHN RAVE

OUTFIELDER - L/L • 6'0" • 200 • 12/30/1997 (25)
2019 MLB Draft - Round 5 (Illinois State)
Born: Canton, Illinois • Resides: Bloomington, Illinois

0 SAMAD TAYLOR

INFIELD/OUTFIELD - B/R • 5'10" • 160 • 7/11/1998 (25)
Traded from Toronto - 8/2/2022
Drafted by Cleveland - 2013, 10th Round (Corona HS)
Born: Corona, California • Resides: Sioux Falls, South Dakota

8 BUBBA THOMPSON

OUTFIELDER - R/R • 6'2" • 195 • 6/9/1998 (25)
Claimed off Waivers from Texas - 8/13/2023
Drafted by Texas - 2017, 1st Round/26th (McGill-Toolen Catholic HS)
Born: Jacksonville, Florida • Resides: Mobile, Alabama

QUICK NOTES

- 2023: Hit .391 with a 1.245 OPS in 17 Cactus League games for KC, opened the regular season with OMA, played 44 games but placed on the Injured List 6/11, activated 7/14 ... hit .412 on rehab in 6 games with the ACL Royals, 4 HR, 15 RBI and 1.835 OPS ... 4th on Chasers with 13 HR despite missing a month.
- 2022: Began year with Mississippi Braves (AA) in the Southern League, traded with 2 players to KC from Atlanta on 7/11, assigned to NW Arkansas ... in 114 total games, tied 6th in Double-A in RBI (87), tied 10th in HR (25) ... set career highs in games played, 2B (18), HR, RBI, and SL (19) ... Double-A leader in Aug. in RBI (29), tied 1st in league in HR (8).
- 2018-21: Played 182 games in the Braves' system, between R, A, A+ and AA ... slashed .229/.310/.374 (144-for-628) with 14 HR and 66 RBI ... began and ended 2019 in Double-A with Mississippi, spent July in High-A with the Florida Fire Frogs ... played 87 games in Double-A with league-champion Mississippi in 2021.
- MISC: Brother Blaze is prospect in the Diamondbacks system, a 2022 Texas League Postseason All-Star with Amarillo, added to the D-backs' 40-man roster in November 2022.

HIT STREAK:

- 2023: Opened the season in NW Arkansas (AA) and appeared in 15 games for the Naturals (11 starts at catcher) and hit .246 (16-for-65) with 3 2B and 7 RBI ... on the injured list from 4/30 to 5/16 and again from 5/24 to 6/9 ... assigned to Triple-A on 6/16, has played in 29 of Omaha's 76 games since (38%) including a team-high 5 straight starts at catcher (9/9-9/14) ... between 7/9 and 8/24, caught 10 of 15 basestealers (67%), but 1 for his last 14.
- 2022: Began the season with the Lexington Legends in the independent Atlantic League and appeared in 26 games before signing with Kansas City on May 23 and reporting to Omaha (AAA), where he finished the season, slashing .252/.298/.405 (33-for-133) over 37 games the Storm Chasers (34 starts at catcher).
- 2016 to 2020: Played 5 seasons in the Angels system, beginning in High-A in 2016 before making his MLB debut in 2018 ... played 46 Major League games with the Angels in 2018 and hit .239 (28-for-117), made his debut on May 26 at Yankee Stadium, went 2-for-4 with 1 homer and 2 RBI ... played 2 games with the Angels in 2020.
- 2010 to 2015: Played 5 seasons in the Rockies system and reached Low-A ... traded to Atlanta in Jan. 2015 and spent the year in High-A, traded to the Angels in Nov. 2015.

HIT STREAK: 2 Games (9/17 to 9/19), 200 (2-for-10), 2 HR

- 2023: This season in his 13th in the Royals system, all in the Minors, with 907 games played (243 Triple-A) ... has reached base in 76 of 99 games ... has set career-highs this season in HR (14), RBI (54), 2B (20) & TB (151), on pace for a career-best in OPS (.848) ... has at least 7 starts at all 4 infield positions: 1B (13), 2B (7), 3B (11) and SS (66) ... hit team-best .370 in July with 1.094 OPS ... 1st on team with .314 average in 2nd half.
- 2022: In his 11th year as a member of the Royals' organization, began the year with Omaha, but assigned to NW Arkansas (AA) on 8/9 and finished the season with the Naturals ... over 59 games with the Storm Chasers, slashed .218/.318/.316 (38-for-174) while playing six different positions (1B, 2B, 3B, SS, LF & RF) ... made at least 10 starts at each SS (150.2 innings), 3B (121.0 innings) and 1B (115.0 innings) ... snapped 0-for-27 stretch with Naturals on 8/21 vs. San Antonio ... 15-for-67 over last 20 games after hitless streak ended ... played 800th MLB game (all in Royals system) on 9/15 vs. Frisco, entered as defensive replacement.
- 2011-2023: Played 803 games in the Royals' minor league system, slashing .232/.311/.312 (606-for-2610), with 29 HR and 271 RBI ... 2013 Dominican Royals Player of the Year.

HIT STREAK: 4 Games (9/14 to 9/19), 545 (6-for-11), 3 HR

- 2023: Opened the season on the injured list (right hamate fracture he suffered in Spring Training), activated from the IL on 5/4 and made his season debut 5/5 ... first hit of the season was a HR in the 3rd inning on 5/9 @ SWB, went 190 PA until his next on 8/12 ... 2 of his 5 homers have been leadoff HR ... has made at least 20 starts at each 2B (25), SS (20) & 3B (23) this year.
- 2022: Spent the entire season with Omaha and tied for 1st on the team in triples (4), while ranking 2nd in games played (127), plate appearances (515) and runs (64). 3rd in doubles (22), total bases (151), stolen bases (17) and walks (47), 4th in hits (94) and 5th in RBI (52) ... made starts at a career-high six positions for the Chasers, including 2B, (62 G), 3B, (40 G), SS (6 G) and his first professional appearances in the outfield: in LF (13 G), CF (1 G) and RF (2 G).
- 2021: Spent the entire season with NW Arkansas (AA), playing in 108 of the team's 119 regular season games, including 104 starts as the leadoff hitter ... led the Naturals in games played, at-bats (444), runs scored (74) and hits (128) ... led off the game with a hit 32 times, including 10 of his last 19 regular season games.

HIT STREAK: 4 Games (9/14 to 9/19), 375 (6-for-16)

- 2023: Made his first Opening Day roster with Royals, but has hit .075 (4-for-53) in 28 games over 4 stints with KC ... on his 4th stint with Omaha (4/24-5/5, 5/25-6/9, 6/16-6/23 & 6/26-pres.) ... threw a scoreless inning 4/10 @ TEX, 2 hits and 1 strikeout, fastball sat 91-95 ... after opening 0-for-25 with KC, hits in first 2 AB's with OMA, HR in first AB 4/27 @ NAA ... homered in first AB back again on 6/17 vs. COL ... has hits in 52 of 81 games with Omaha, with 21 multi-hit games, including 4 straight multi-hit games from 8/11 to 8/15 ... 7 of 15 HR this year have come on the first pitch.
- 2022: Split time in the Minor Leagues between NW Arkansas (AA) and Omaha (AAA) but also appeared in 44 games with Kansas City over three separate stints with the Royals: 7/14-7/17, 8/4-22 and 9/1 through the end of the regular season ... opened the year in Double-A and made his MLB debut July 14 ... led the majors with a 98.1 mph arm strength ... for the 2nd straight year, saw time at five positions in the Minors (SS, 3B, LF, CF and RF) and played in the OF for 27 of his first 29 games, then played 3B for 12 of his last 15 games.
- 2021: Began the season with Quad Cities (A+) and played 70 games for the River Bandits, led the team in stolen bases (23) and played in the Arizona Fall League.

HIT STREAK: 3 Games (9/16 to 9/19), 250 (3-for-12), 1 HR

- 2023: Opened the season with Quad Cities (A+) and played 89 games with the River Bandits, before being promoted to Omaha on 9/10 ... reached base in 30 of his last 32 games in High-A and hit safely in 18 of his last 20, with a .380 average between 8/12 and 9/8, including a 4-hit, 2 HR, 5 RBI game 9/7 @ South Bend ... pinch-hit for Nate Eaton on 9/10 @ IOW and doubled in his first Triple-A plate appearance ... on Development List 9/14 to 9/17.
- 2022: Played in 100 games with Quad Cities (A+), notching 12 home runs and 19 doubles, while starting a team-high 57 games at catcher ... homered off of Brandon Woodruff during the All-Stars rehab assignment with the Wisconsin Timber Rattlers on 6/23 ... received his first invitation to Major League Spring Training.
- 2021: Made his professional debut and spent the majority of the season with Columbia (A) ... ended the season with Quad Cities (A+) ... slashed .273/.380/.505 with 10 home runs and 43 RBIs with the Fireflies and led the team in OPS ... reached in 12 of his first 13 games as a professional.
- MISC: 197 of his 253 professional games have been with Quad Cities ... launched an apparel company, Seams Apparel, which is an athletic brand that unites athletes and fans built on the pillars of hard work and determination to achieve success ... resides on a farm in Robstown, Texas, where his family grows corn and cotton.

HIT STREAK:

- Ranked by MLB Pipeline as the No. 8 Royals prospect ... Ranked by Baseball America as the No. 9 Royals prospect
- 2023: Has reached base in 102 of 121 games this season (85%), has not gone more than 2 straight games without reaching base this season ... 1st on team with 15 HR, 69 RBI, 115 hits, 27 doubles, 44 extra base hits, 191 total bases & 78 walks ... his 107 starts in RF are the most of any Storm Chaser at a single defensive position since 2011 ... leads team in 2nd-half with 57 H & 45 BB.
- 2022: Named Kansas City's George Brett Award inner (top position player in the organization and NW Arkansas (AA) ... began season in Quad Cities (A+), assigned to NW Arkansas (6/14) ... ranked 8th in MLB in batting average (.326) ... Royals org leader in AVG (.326), SLG (.542) and OPS (.964), 2nd in OBP (.422) ... drove in at least one run in 36 of 73 games since joining the Naturals, reached base in 64 of 73 games (87.67%) ... reached in 28 straight games, 7/30 to 9/3, with .485 OBP.
- 2021: Spent his first pro season in Quad Cities (A+) ... played everyday for the first two months of the season ... placed on the 7-day injured list on 7/14 and then the 60-day IL 8/2.

HIT STREAK: 3 Games (9/16 to 9/19), 462 (6-for-13), 1 2B

- Ranked by MLB Pipeline as the No. 27 Royals prospect ... Ranked by Baseball America as the No. 21 Royals prospect
- 2023: Opened the season with Oklahoma City (AAA) and played 89 games for the OKC Dodgers, slashing .307/.402/.541 (101-for-329, .943 OPS) with 33 doubles, 14 home runs & 50 walks ... made at least 7 starts at 5 positions: 1B (20), 2B (17), 3B (29), SS (7) & LF (9) ... traded to KC on 8/1 as part of the package for LHP Ryan Yarbrough, assigned to Omaha ... 1st among Triple-A hitters with 41 doubles, 2nd with 62 XBH, tied 9th with 86 RBI.
- 2022: Split his year between Tulsa (AA) and Oklahoma City (AAA), earned his first promotion to Triple-A on 8/2 ... slashed .267/.384/.469/.853 in 74 games with Tulsa, with 11 HR and 35 RBI ... with OKC, slashed .258/.372/.455/.827 over 44 games with 5 HR ... played at least 5 games at each infield position, including SS for the first time in his pro career.
- 2021: Played the entire season with Tulsa (AA) and slashed .244/.350/.436/.786 over 110 games, with 14 HR ... hit two homers in 3 straight games @ Amarillo, 9/9, 9/10 & 9/11.

HIT STREAK:

- 2023: Opened the season with NW Arkansas (AA) and slashed .241/.345/.393 (62-for-257) in 77 games with 6 HR & 25 RBI ... starts at 2B (16), SS (22), 3B (28) and LF 1 with the Naturals, also pitched twice (1.2 IP, 0 H, 0 R, 0 BB, 0 K) ... assigned to Omaha 9/1, made AAA debut 9/3 vs. LOU and went 1-for-2 with 2 RBI & 2 BB.
- 2022: Began the season with Quad Cities (A+) and totaled 64 games with the River Bandits, slashed .241/.370/.398 (46-for-191) with five HR and 23 RBI, playing 2B, 3B and SS ... assigned to NW Arkansas on 7/12, had hits in first two games with the Naturals ... sent back to Quad Cities 7/19, returned to NWA again on 8/1 through the end of the season ... hit safely in 11 of his last 13 games in the season and 8 of 9 games in September, with a .296 average (8-for-27) with 1 HR, 3 RBI and 6 BB.
- 2021: Played for the Kansas City Monarchs in the MLB Partner League American Association and was named the PURE Performance Rookie of the Year in the league ... slashed .333/.406/.557 (94-for-282) across 80 games for the league champions ... led the team in batting average, ranked fifth in the league.
- 2019-20: Drafted by the Angels in the 22nd Round of the 2019 draft out Alabama and split the season between Orem (R) and Burlington (A) ... released on May 29, 2020.

HIT STREAK:

- 2023: Reached base in 31 straight games between 5/31 and 7/14 between AA & AAA ... opened the year with NWA, played 54 games for the Naturals, with 5 HR, 24 RBI & team-leading 34 BB, made 40 of 53 starts in CF ... hit 3 HR on 4/18 vs. Amarillo with 6 RBI ... transferred to Omaha on 6/13, has hits in 43 of 66 games with the Chasers, with 20 of 60 hits for XBH, 36 RBI & 33 BB since he joined the team, 4 of 6 HR have been vs. LHP ... hit safely in first 9 games ... drove in 8 runs in first AAA series vs. COL (6/13 to 6/18).
- 2022: Spent most of the season with NW Arkansas (AA), played 111 games with the Naturals, also appeared in 11 games with Omaha across two stints (5/25-6/4 & 7/12-7/19) ... slashed .195/.233/.390 (8-for-41) over 11 games for the Chasers, including 2 HR, 4 RBI game on 7/17 @ Rochester ... played 18 games for Surprise in the Arizona Fall League.
- 2021: Spent the season with Quad Cities (A+) and appeared in 77 games for the High-A Central Championship River Bandits ... named an MiLB.com Organization All-Star in the outfield for Kansas City and slashed .252/.352/.453 (70-for-278) ... hit 14 homers and stole 13 bases, making him one of five 13-13 players in the system in 2021.

HIT STREAK: 3 Games (9/16 to 9/19), 286 (4-for-14), 2 2B, 1 HR

- 2023: Has reached base for Omaha in 73 of 83 games (88%), including 44 of his last 49 ... 4th in the league in OBP (.424) 6th in SB (43), 8th in AVG (.306) ... opened the year with Omaha and hit .304 over 62 games, reached 14 of his last 18 plate appearances before getting called up to the big leagues for the first time on 6/16, has 3 stints with Royals now (6/16-7/4, 7/9-7/18, 7/28-9/4) ... stole 4 bases on 5/4 vs. LOU & 7/5 @ GWN ... in his 3 MLB stints, has played 31 games and hit .200 (12-for-60) with 4 RBI and 8 SB for KC ... first MLB hit was walk-off RBI single in MLB debut on 6/17 vs. LAA.
- 2022: Began the year in the Blue Jays system with Buffalo (AAA), played in 70 games before being acquired by Kansas City at the 2022 Trade Deadline with RHP Max Castillo in exchange for Whit Merrifield, did not play the rest of the season due to a preexisting injury (left oblique strain) ... added to KC 40-man roster 11/10/22 ... traded from CLC to TOR on 7/31/2017.

HIT STREAK:

- 2023: Made his first Opening Day roster with the Rangers and played 37 games with Texas over two stints and hit .170 (9-for-53) with 5 XBH (4 2B, 1 3B) ... over 32 games with Round Rock (AAA), hit .260 (33-for-137) with a .740 OPS and 16-for-18 in steals ... DFA'd by Texas on 8/11, claimed by KC 8/13 and optioned to Omaha, when 2-for-4, 3 R in first game with OMA on 8/15 @ TOL ... since joining Omaha, leads the team with 33 H, 54 TB, 10 SB, 21 R & 16 RBI.
- 2022: Opened the year with Round Rock (AAA) and played 80 games for the Express, but promoted to Texas on 8/4 for his MLB debut. Made his Major League debut and hit .265 (45-170) with 1 homer, 5 doubles and 9 RBI over 55 games with the Rangers ... named Round Rock's 2022 MVP after slashing .304/.355/.474 (105-346) with 13 homers, 12 doubles, 4 triples and 48 RBI in Triple-A ... was 49-for-57 (84.2%) in steal attempts in Round Rock, finished 2nd in the PCL in steals.
- 2021: Spent the entire season with Frisco (AA), slashed .275/.325/.483/.808 with 16 HR, 52 RBI & 25 SB over 104 games, selected as a Double-A Central Postseason All-Star.

HIT STREAK: 2 Games (9/16 to 9/17), 444 (4-for-9)

ON-BASE BASE STREAK:

- 2023: Opened the season with OMA, played 44 games but placed on the Injured List 6/11, activated 7/14 ... hit .412 on rehab in 6 games with the ACL Royals, 4 HR, 15 RBI and 1.835 OPS ... 4th on Chasers with 13 HR despite missing a month.
- 2022: Began the season with the Lexington Legends in the independent Atlantic League and appeared in 26 games before signing with Kansas City on May 23 and reporting to Omaha (AAA), where he finished the season, slashing .252/.298/.405 (33-for-133) over 37 games the Storm Chasers (34 starts at catcher).
- 2016 to 2020: Played 5 seasons in the Angels system, beginning in High-A in 2016 before making his MLB debut in 2018 ... played 46 Major League games with the Angels in 2018 and hit .239 (28-for-117), made his debut on May 26 at Yankee Stadium, went 2-for-4 with 1 homer and 2 RBI ... played 2 games with the Angels in 2020.
- 2010 to 2015: Played 5 seasons in the Rockies system and reached Low-A ... traded to Atlanta in Jan. 2015 and spent the year in High-A, traded to the Angels in Nov. 2015.

ON-BASE BASE STREAK: 4 Games (9/13 to 9/19), 250 (4-for-16), 1 BB

- 2023: This season in his 13th in the Royals system, all in the Minors, with 907 games played (243 Triple-A) ... has reached base in 76 of 99 games ... has set career-highs this season in HR (14), RBI (54), 2B (20) & TB (151), on pace for a career-best in OPS (.848) ... has at least 7 starts at all 4 infield positions: 1B (13), 2B (7), 3B (11) and SS (66) ... hit team-best .370 in July with 1.094 OPS ... 1st on team with .314 average in 2nd half.
- 2022: In his 11th year as a member of the Royals' organization, began the year with Omaha, but assigned to NW Arkansas (AA) on 8/9 and finished the season with the Naturals ... over 59 games with the Storm Chasers, slashed .218/.318/.316 (38-for-174) while playing six different positions (1B, 2B, 3B, SS, LF & RF) ... made at least 10 starts at each SS (150.2 innings), 3B (121.0 innings) and 1B (115.0 innings) ... snapped 0-for-27 stretch with Naturals on 8/21 vs. San Antonio ... 15-for-67 over last 20 games after hitless streak ended ... played 800th MLB game (all in Royals system) on 9/15 vs. Frisco, entered as defensive replacement.
- 2011-2023: Played 803 games in the Royals' minor league system, slashing .232/.311/.312 (606-for-2610), with 29 HR and 271 RBI ... 2013 Dominican Royals Player of the Year.

ON-BASE BASE STREAK: 5 Games (9/12 to 9/19), 429 (6-for-14), 3 BB, 1 HBP

- 2023: Opened the season on the injured list (right hamate fracture he suffered in Spring Training), activated from the IL on 5/4 and made his season debut 5/5 ... first hit of the season was a HR in the 3rd inning on 5/9 @ SWB, went 190 PA until his next on 8/12 ... 2 of his 5 homers have been leadoff HR ... has made at least 20 starts at each 2B (25), SS (20) & 3B (23) this year.
- 2022: Spent the entire season with Omaha and tied for 1st on the team in triples (4), while ranking 2nd in games played (127), plate appearances (515) and runs (64). 3rd in doubles (22), total bases (151), stolen bases (17) and walks (47), 4th in hits (94) and 5th in RBI (52) ... made starts at a career-high six positions for the Chasers, including 2B, (62 G), 3B, (40 G), SS (6 G) and his first professional appearances in the outfield: in LF (13 G), CF (1 G) and RF (2 G).
- 2021: Spent the entire season with NW Arkansas (AA), playing in 108 of the team's 119 regular season games, including 104 starts as the leadoff hitter ... led the Naturals in games played, at-bats (444), runs scored (74) and hits (128) ... led off the game with a hit 32 times, including 10 of his last 19 regular season games.

ON-BASE BASE STREAK: 5 Games (9/14 to 9/19), 375 (6-for-16), 4 BB

- 2023: Made his first Opening Day roster with Royals, but has hit .075 (4-for-53) in 28 games over 4 stints with KC ... on his 4th stint with Omaha (4/24-5/5, 5/25-6/9, 6/16-6/23 & 6/26-pres.) ... threw a scoreless inning 4/10 @ TEX, 2 hits and 1 strikeout, fastball sat 91-95 ... after opening 0-for-25 with KC, hits in first 2 AB's with OMA, HR in first AB 4/27 @ NAA ... homered in first AB back again on 6/17 vs. COL ... has hits in 52 of 81 games with Omaha, with 21 multi-hit games, including 4 straight multi-hit games from 8/11 to 8/15 ... 7 of 15 HR this year have come on the first pitch.
- 2022: Split time in the Minor Leagues between NW Arkansas (AA) and Omaha (AAA) but also appeared in 44 games with Kansas City over three separate stints with the Royals: 7/14-7/17, 8/4-22 and 9/1 through the end of the regular season ... opened the year in Double-A and made his MLB debut July 14 ... led the majors with a 98.1 mph arm strength ... for the 2nd straight year, saw time at five positions in the Minors (SS, 3B, LF, CF and RF) and played in the OF for 27 of his first 29 games, then played 3B for 12 of his last 15 games.
- 2021: Began the season with Quad Cities (A+) and played 70 games for the River Bandits, led the team in stolen bases (23) and played in the Arizona Fall League.

ON-BASE BASE STREAK: 4 Games (9/15 to 9/19), 214 (3-for-14), 3 BB

- 2023: Opened the season with Quad Cities (A+) and played 89 games with the River Bandits, before being promoted to Omaha on 9/10 ... reached base in 30 of his last 32 games in High-A and hit safely in 18 of his last 20, with a .380 average between 8/12 and 9/8, including a 4-hit, 2 HR, 5 RBI game 9/7 @ South Bend ... pinch-hit for Nate Eaton on 9/10 @ IOW and doubled in his first Triple-A plate appearance ... on Development List 9/14 to 9/17.
- 2022: Played in 100 games with Quad Cities (A+), notching 12 home runs and 19 doubles, while starting a team-high 57 games at catcher ... homered off of Brandon Woodruff during the All-Stars rehab assignment with the Wisconsin Timber Rattlers on 6/23 ... received his first invitation to Major League Spring Training.
- 2021: Made his professional debut and spent the majority of the season with Columbia (A) ... ended the season with Quad Cities (A+) ... slashed .273/.380/.505 with 10 home runs and 43 RBIs with the Fireflies and led the team in OPS ... reached in 12 of his first 13 games as a professional.
- MISC: 197 of his 253 professional games have been with Quad Cities ... launched an apparel company, Seams Apparel, which is an athletic brand that unites athletes and fans built on the pillars of hard work and determination to achieve success ... resides on a farm in Robstown, Texas, where his family grows corn and cotton.

ON-BASE BASE STREAK:

- Ranked by MLB Pipeline as the No. 8 Royals prospect ... Ranked by Baseball America as the No. 9 Royals prospect
- 2023: Has reached base in 102 of 121 games this season (85%), has not gone more than 2 straight games without reaching base this season ... 1st on team with 15 HR, 69 RBI, 115 hits, 27 doubles, 44 extra base hits, 191 total bases & 78 walks ... his 107 starts in RF are the most of any Storm Chaser at a single defensive position since 2011 ... leads team in 2nd-half with 57 H & 45 BB.
- 2022: Named Kansas City's George Brett Award inner (top position player in the organization and NW Arkansas (AA) ... began season in Quad Cities (A+), assigned to NW Arkansas (6/14) ... ranked 8th in MLB in batting average (.326) ... Royals org leader in AVG (.326), SLG (.542) and OPS (.964), 2nd in OBP (.422) ... drove in at least one run in 36 of 73 games since joining the Naturals, reached base in 64 of 73 games (87.67%) ... reached in 28 straight games, 7/30 to 9/3, with .485 OBP.
- 2021: Spent his first pro season in Quad Cities (A+) ... played everyday for the first two months of the season ... placed on the 7-day injured list on 7/14 and then the 60-day IL 8/2.

ON-BASE BASE STREAK: 20 Games (8/23 to 9/19), 348 (23-for-66), 20 BB, 1 HBP

- Ranked by MLB Pipeline as the No. 27 Royals prospect ... Ranked by Baseball America as the No. 21 Royals prospect
- 2023: Opened the season with Oklahoma City (AAA) and played 89 games for the OKC Dodgers, slashing .307/.402/.541 (101-for-329, .943 OPS) with 33 doubles, 14 home runs & 50 walks ... made at least 7 starts at 5 positions: 1B (20), 2B (17), 3B (29), SS (7) & LF (9) ... traded to KC on 8/1 as part of the package for LHP Ryan Yarbrough, assigned to Omaha ... 1st among Triple-A hitters with 41 doubles, 2nd with 62 XBH, tied 9th with 86 RBI.
- 2022: Split his year between Tulsa (AA) and Oklahoma City (AAA), earned his first promotion to Triple-A on 8/2 ... slashed .267/.384/.469/.853 in 74 games with Tulsa, with 11 HR and 35 RBI ... with OKC, slashed .258/.372/.455/.827 over 44 games with 5 HR ... played at least 5 games at each infield position, including SS for the first time in his pro career.
- 2021: Played the entire season with Tulsa (AA) and slashed .244/.350/.436/.786 over 110 games, with 14 HR ... hit two homers in 3 straight games @ Amarillo, 9/9, 9/10 & 9/11.

ON-BASE BASE STREAK:

- 2

So Nice, They Did It Twice (Or More)	Multi-Hit Games					Multi-Run Games					Multi-RBI Games					Multi-BB Games					Multi-K Games					Multi-SB Games				
	2	3	4	5+	T	2	3	4	5+	T	2	3	4	5+	T	2	3	4	5+	T	2	3	4	5+	T	2	3	4	5+	T
19 Alexander, CJ	9	3	-	-	12	8	1	-	-	9	4	2	1	-	7	4	-	-	-	4	23	3	1	-	27	-	-	-	-	-
60 Briceño, José	5	-	-	-	5	2	-	-	-	2	3	-	-	-	3	1	-	-	-	1	3	2	-	-	5	-	-	-	-	-
17 Castellano, Angelo	15	5	-	-	20	11	1	-	-	12	10	3	-	-	13	7	2	-	-	9	11	1	-	-	12	1	-	-	-	1
6 Dungan, Clay	12	4	-	-	16	5	2	-	-	7	3	2	-	-	5	10	1	-	-	11	8	3	-	-	11	2	-	-	-	2
24 Eaton, Nate	17	4	-	-	21	6	2	-	-	8	7	3	-	-	10	1	-	-	-	1	20	3	-	-	23	2	1	-	-	3
41 Emshoff, Kale	-	-	-	-	-	-	-	-	-	-	-	-	-	-	-	-	-	-	-	-	-	-	-	-	-	-	-	-	-	-
28 Gentry, Tyler	22	3	3	-	28	6	4	-	-	10	6	5	2	1	14	15	3	-	-	18	20	10	-	-	30	1	-	-	-	1
34 Mann, Devin	4	1	-	-	5	3	-	-	-	3	4	-	-	-	4	8	1	-	-	9	12	3	1	-	16	1	-	-	-	1
3 McCullough, Morgan	1	1	-	-	2	1	-	-	-	1	2	-	-	-	2	1	-	-	-	1	1	-	-	-	1	-	-	-	-	-
7 Rave, John	10	2	1	-	13	5	-	-	-	5	5	3	-	-	8	4	1	-	-	5	15	4	2	-	21	-	-	-	-	-
0 Taylor, Samad	21	9	-	-	30	12	3	-	-	15	12	3	-	-	15	11	3	1	-	15	16	2	1	-	19	4	2	2	-	8
8 Thompson, Bubba	9	2	-	-	11	3	2	-	-	5	2	1	1	-	4	1	-	-	-	1	6	2	1	-	9	2	-	-	-	2
Beaty, Matt	4	1	-	-	5	2	-	-	-	2	3	-	-	-	3	1	-	-	-	1	3	-	-	-	3	-	-	-	-	-
Blanco, Dairon	10	6	1	-	17	9	1	-	-	10	3	2	-	-	5	5	1	-	-	6	3	2	-	-	5	9	3	1	-	13
Bradley, Tucker	14	2	-	-	16	6	1	-	-	7	4	4	-	-	8	8	-	-	-	8	7	-	1	-	8	4	-	-	-	4
Camargo, Johan	5	-	-	-	5	-	-	-	-	-	1	-	-	-	1	3	-	-	-	3	1	-	-	-	1	-	-	-	-	-
Cropley, Tyler	-	-	-	-	-	-	-	-	-	-	-	1	-	-	1	-	-	-	-	-	1	-	-	-	1	-	-	-	-	-
Fermin, Freddy	1	1	1	-	3	3	1	-	-	4	1	1	-	1	3	2	1	-	-	3	2	-	-	-	2	-	-	-	-	-
Garcia, Maikel	4	1	-	-	5	2	-	-	-	2	2	2	-	-	4	3	1	-	-	4	2	1	-	-	3	-	-	-	-	-
Hechavarria, Adeiny	3	1	-	-	4	1	-	-	-	1	1	2	1	-	4	1	-	-	-	1	3	1	-	-	4	-	-	-	-	-
Hicklen, Brewer	9	2	-	-	11	10	1	-	-	11	4	2	-	-	6	4	-	-	-	4	14	2	-	-	16	-	-	-	-	-
Isbel, Kyle	3	-	-	-	3	1	-	-	-	1	1	1	-	-	2	1	-	-	-	1	1	-	-	-	1	-	-	-	-	-
Jenista, Greyson	-	-	-	-	-	-	-	-	-	-	-	-	-	-	-	-	-	-	-	-	2	-	-	-	2	-	-	-	-	-
Loftin, Nick	15	4	2	-	21	6	1	-	-	7	8	8	1	-	17	3	1	-	-	4	8	-	-	-	8	-	-	-	-	-
Lopez, Nicky	1	-	-	-	1	-	-	-	-	-	-	-	-	-	-	1	-	-	-	1	-	-	-	-	-	-	-	-	-	-
Massey, Michael	-	-	-	-	-	1	-	-	-	1	-	-	-	-	-	-	-	-	-	-	1	-	-	-	1	-	-	-	-	-
Oliveras, Edward	2	1	1	-	4	4	-	-	-	4	1	-	-	1	2	-	-	-	-	-	3	-	-	-	3	-	-	-	-	-
Palacios, Jermaine	3	-	-	-	3	-	-	-	-	-	3	-	-	-	3	-	-	-	-	-	3	1	1	-	5	-	-	-	-	-
Porter, Logan	16	3	-	-	19	7	2	-	-	9	10	1	-	-	11	8	4	-	-	12	20	7	-	-	27	-	-	-	-	-
Pratto, Nick	2	1	-	-	3	3	-	-	-	3	2	-	-	1	3	4	1	-	-	5	7	3	-	-	10	-	-	-	-	-
Reetz, Jakson	4	2	-	-	6	-	-	-	-	-	1	-	-	1	2	2	-	-	-	2	5	2	1	-	8	-	-	-	-	-
Reyes, Franmil	1	-	-	-	1	1	-	-	-	1	1	-	-	-	1	-	-	-	-	-	1	1	-	-	2	-	-	-	-	-
Velázquez, Nelson	-	-	-	-	-	-	-	-	-	-	-	-	-	-	-	-	-	-	-	-	2	-	-	-	2	1	-	-	-	1
Wallace, Paxton	1	1	-	-	2	-	-	-	-	-	-	-	-	-	-	-	-	-	-	-	1	-	-	-	1	-	-	-	-	-
Waters, Drew	1	-	3	-	4	2	2	-	-	4	1	1	-	-	2	1	-	-	-	1	1	2	-	-	3	-	-	-	-	-
	224	60	12	0	296	120	24	0	0	144	105	47	6	5	163	110	20	1	0	131	224	57	9	0	290	27	6	3	0	36

HITTING STREAKS

PLAYER	CURRENT	LONGEST	DATES/RESULTS							
			START	END	AVG	2B	3B	HR	RBI	OPS
19 Alexander, CJ	-	5	4/29	5/6	.278 (5-18)	1	0	0	3	.611
60 Briceño, José	2	2 (6x)	9/17	9/19	.200 (2-10)	0	0	2	3	1.000
17 Castellano, Angelo	4	4 (2x)	9/14	9/19	.545 (6-11)	0	0	3	6	2.007
6 Dungan, Clay	4	9	7/14	7/30	.344 (11-32)	3	1	0	3	.917
24 Eaton, Nate	3	8	8/6	8/18	.387 (12-31)	1	0	2	2	1.070
41 Emshoff, Kale	-	-	-	-	-	-	-	-	-	-
28 Gentry, Tyler	3	9	8/23	9/3	.345 (10-29)	2	0	0	5	.888
34 Mann, Devin	-	3 (2x)	9/3	9/6	.400 (4-10)	3	0	1	5	1.533
3 McCullough, Morgan	-	2	9/3	9/6	.500 (3-6)	0	1	0	4	1.500
7 Rave, John	3	9	6/13	6/25	.406 (13-32)	4	1	2	10	1.255
0 Taylor, Samad	-	11	6/1	6/15	.405 (15-37)	4	0	2	6	1.214
8 Thompson, Bubba	2	7	8/31	9/7	.406 (13-32)	4	1	2	7	1.238

BOLD indicates longest streak in 2023 among active players

Italics indicates longest personal streak in 2023 is active

ON-BASE STREAKS

	CURRENT	LONGEST	DATES/RESULTS							
			START	END	AVG	2B	HR	BB	HBP	OBP
-	-	7	5/11	5/19	.250 (7 - 28)	2	3	3	0	.313
4	-	5 (2x)	8/31	9/10	.400 (6 - 15)	0	0	5	0	.550
5	-	11	7/4	7/29	.389 (14 - 36)	4	1	6	0	.476
5	-	18	5/28	6/29	.316 (18 - 57)	1	0	14	1	.440
4	-	9	8/6	8/19	.353 (12 - 34)	1	2	5	0	.436
-	-	-	-	-	-	-	-	-	-	-
20	-	20	8/23	9/19	.348 (23 - 66)	4	2	20	1	.500
-	-	12	8/22	9/6	.243 (9 - 37)	5	3	15	0	.453
-	-	3	9/3	9/9	.333 (3 - 9)	0	0	3	1	.538
3	-	20	6/13	7/9	.351 (26 - 74)	8	3	12	0	.437
-	-	16 (2x)	7/5	9/12	.404 (23 - 57)	7	1	19	1	.544
2	-	7	8/31	9/7	.406 (13 - 32)	4	2	3	0	.457

Gold indicates career-best streak

PITCHES/PLATE APPEARANCE & PLATE APPEARANCE DEPTH

PLAYER	AVG. P/PA	TOTAL PA	TOTAL P	LONGEST PA (#)	DATE	INN.	PITCHER	RESULT
19 Alexander, CJ	4.03	299	1,206	9 (3x)	8/11 vs. IOW	▼ 8	Bailey Horn	Strikeout Swinging
60 Briceño, José	3.55	111	394	9	8/31 vs. LOU	▼ 7	Casey Legumina	RBI Single
17 Castellano, Angelo	3.92	378	1,480	12	7/28 @ COL	▲ 4	Randy Labaut	Walk
6 Dungan, Clay	3.92	313	1,228	11	8/18 @ TOL	▲ 8	Sam Clay	Single
24 Eaton, Nate	3.77	352	1,327	10 (2x)	7/5 @ GWN	▲ 9	Roel Ramirez	Groundout (5-3)
41 Emshoff, Kale	2.00	1	2	2	9/10 @ IOW	▲ 9	Cam Sanders	Double
28 Gentry, Tyler	4.28	553	2,366	12	6/7 @ IND	▲ 9	Cody Bolton	Walk
34 Mann, Devin	4.26	152	648	11	8/24 vs. STP	▼ 4	Brent Headrick	Walk
3 McCullough, Morgan	4.24	21	89	7 (3x)	9/14 vs. IND	▼ 6	Nick Burdi	Groundout (4-3)
7 Rave, John	4.21	287	1,207	9	8/30 vs. LOU	▼ 6	Evan Kravetz	Strikeout Looking
0 Taylor, Samad	4.20	398	1,672	10	7/25 @ COL	▼ 6	Jerad Eickhoff	Groundout (6-3)
8 Thompson, Bubba	3.50	130	455	9	8/24 vs. STP	▼ 7	Michael Boyle	Flyout (F7)
	4.03	2,995	12,074					

PITCH TIMER VIOLATIONS CALLED ON OMAHA HITTERS (10)

DATE	INNING	UMPIRE	HITTER	COUNT AT CALL	BATTER RESULT (COUNT)
1. April 12 @ Iowa	▲ 9	Tom Hanahan	Samad Taylor (1)	0-1	Single (0-2)
2. June 3 vs. Memphis	▼ 8	Cody Clark	Johan Camargo (1)	0-0	Strikeout (0-2)
3. June 6 @ Indianapolis	▲ 1	Lew Williams	Dairon Blanco (1)	0-2	Strikeout (0-3)
4. June 20 @ Rochester	▲ 9	Steven Jaschinski	Tyler Gentry (1)	0-0	Strikeout (0-2)
5. June 24 @ Rochester	▲ 3	Chris Marco	José Briceño (1)	0-0	Strikeout (2-2)
6. June 24 @ Rochester	▲ 8	Chris Marco	Adeiny Hechavarria (1)	0-0	Walk (3-2)
7. July 15 vs. Indianapolis	▼ 1	Austin Jones	John Rave (1)	0-0	Strikeout (0-2)
8. August 4 @ Louisville	▲ 7	Brock Ballou	José Briceño (2)	1-1	Lineout (1-2)
9. August 11 vs. Iowa	▼ 6	Chris Marco	CJ Alexander (1)	0-0	Strikeout (0-2)
10. August 27 vs. St. Paul	▼ 7	Raul Moreno	Bubba Thompson (1)	0-0	Double (1-1)

PINCH-HITTING LOG (27)

#	DATE	INNING	PINCH HITTER	HITTING FOR	RESULT
1.	4/5 vs. Toledo	▼ 9	CJ Alexander	Angelo Castellano	Fielder's Choice (4-6)
2.	4/14 @ Iowa	▲ 8	Tucker Bradley	Angelo Castellano	2-RBI Double
3.	4/18 vs. Gwinnett	▼ 9	Tucker Bradley	Angelo Castellano	Strikeout Looking
4.	4/29 @ Nashville	▲ 8	Logan Porter	CJ Alexander	Strikeout Swinging
5.	5/7 vs. Louisville	▼ 9	CJ Alexander	Angelo Castellano	Groundout (4-3)
6.	5/10 @ Scranton/WB	▲ 8	CJ Alexander	Angelo Castellano	Strikeout Swinging
7.	5/12 @ Scranton/WB	▲ 8	Brewer Hicklen	Tucker Bradley	Flyout (F9)
8.	5/20 vs. Toledo	▼ 9	Tucker Bradley	Angelo Castellano	Strikeout Swinging
9.	5/27 @ St. Paul	▲ 7	Clay Dungan	Samad Taylor	Groundout, 6-3
10.	6/28 vs. Iowa	▼ 9	Paxton Wallace	Adelny Hechavaria	Strikeout Swinging
11.	7/3 vs. Iowa	▼ 9	Angelo Castellano	Jermaine Palacios	Strikeout Swinging
12.	7/4 @ Gwinnett	▲ 8	Samad Taylor	José Briceño	Strikeout Looking
13.	7/6 @ Gwinnett	▲ 9	Brewer Hicklen	Angelo Castellano	Flyout (F9)
14.	7/20 vs. St. Paul	▼ 9	John Rave	Jermaine Palacios	Strikeout Looking
15.	7/20 vs. St. Paul	▼ 9	CJ Alexander	Angelo Castellano	Flyout (F7)
16.	7/21 vs. St. Paul	▼ 8	Nick Loftin	Tucker Bradley	Strikeout Swinging
17.	7/22 vs. St. Paul	▼ 8	Clay Dungan	José Briceño	RBI Single
18.	7/26 @ Columbus	▲ 8	Logan Porter	José Briceño	Walk
19.	7/26 @ Columbus	▲ 8	Tucker Bradley	Jermaine Palacios	Strikeout Swinging
20.	7/28 @ Columbus	▲ 9	Tucker Bradley	Matt Beaty	Flyout (F8)
21.	8/6 @ Louisville	▲ 8	Logan Porter	José Briceño	Groundout (5-3)
22.	8/22 vs. St. Paul	▼ 7	CJ Alexander	Nick Pratto	Strikeout Swinging
23.	8/27 vs. St. Paul	▼ 8	Logan Porter	José Briceño	Flyout (F9)
24.	8/31 vs. Louisville	▼ 9	Logan Porter	José Briceño	RBI Groundout (5-3)
25.	9/10 @ Iowa	▲ 9	Kale Emshoff	Nate Eaton	Double
26.	9/12 vs. Indianapolis	▼ 8	John Rave	José Briceño	2-RBI Double
27.	9/15 vs. Indianapolis	▼ 8	Clay Dungan	Tyler Cropley	Walk

PITCHING

vs. Left-Handed Starter.....	14-22
vs. Right-Handed Starter.....	52-52
WITH Left-Handed Starter.....	32-38
WITH Right-Handed Starter.....	34-36
0-4 strikeouts.....	4-3
5-9 strikeouts.....	30-43
10+ strikeouts.....	32-27
0 runs of support.....	2-24
1-2 runs of support.....	16-35
3-4 runs of support.....	21-10
5-9 runs of support.....	23-5
10+ runs of support.....	3-0

SCORING

1-Run Games.....	11-18
2-Run Games.....	15-9
3-4-Run Games.....	20-18
5+ Run Games.....	20-29
Extra Innings.....	2-2
Shutouts.....	2-3
Doubleheaders.....	1-1 (1 SPLR)
Scoring 0-2 Runs.....	2-30
3-5 Runs.....	16-31
6-9 Runs.....	30-12
10+ Runs.....	18-1
Opponent 0-2 Runs.....	24-0
3-5 Runs.....	26-24
6-9 Runs.....	16-35
10+ Runs.....	0-15
Scored in 1st Inning.....	9-14
Opponent scored in 1st.....	24-28
Scores first.....	41-28
Opponent scores first.....	25-46

HITTING

Omaha 0-5 hits.....	6-25
6-9 hits.....	20-31
10+ hits.....	40-18
Opponent 0-5 hits.....	13-8
6-9 hits.....	36-23
10+ hits.....	17-43
Out-hit opponent.....	46-14
Out-hit by opponent.....	14-54
Hits are tied.....	6-6
Hit 0 home runs.....	16-29
1 home run.....	23-28
2 home runs.....	11-11
3+ home runs.....	16-6
Opponent hit 0 home runs.....	21-10
1 home run.....	26-28
2 home runs.....	14-19
3+ home runs.....	5-17
Leave 0-5 runners on base.....	13-25
6-9 on base.....	40-32
10+ on base.....	15-15
Opponent leaves 0-5 runners on base.....	10-15
6-9 on base.....	36-47
10+ on base.....	20-12
Steals 0 bases.....	17-33
1 base.....	11-19
2 bases.....	16-12
3+ bases.....	21-10
Opponent steals 0 bases.....	33-27
1 base.....	21-23
2 bases.....	8-13
3+ bases.....	3-12

FIELDING

Turned 0 double plays.....	27-27
1 double play.....	23-29
2 double plays.....	11-14
3+ double plays.....	5-4
Made 0 errors.....	43-24
1 error.....	16-34
2 errors.....	5-11
3+ errors.....	2-5
Opponent made 0 errors.....	30-8
1 error.....	29-23
2 errors.....	10-22
3+ errors.....	5-1

TEAM HIGHS

LONGEST WIN STREAK *	11 Games.....	June 6 - June 18
LONGEST LOSING STREAK *	11 Games.....	August 1 - August 12
LONGEST HOME WINNING STREAK	6 Games.....	June 13 - June 18
LONGEST HOME LOSING STREAK	5 Games (2x).....	Last: August 8 - August 12
LONGEST ROAD WINNING STREAK	5 Games (2x).....	Last: June 6 - June 10
LONGEST ROAD LOSING STREAK	6 Games.....	August 1 - August 6
LARGEST MARGIN OF VICTORY	11 Runs.....	4/1 @ Indianapolis (12-1 Win)
LARGEST MARGIN OF DEFEAT	13 Runs (2x).....	Last: 5/27 @ St. Paul (14-1 Loss)
LONGEST GAME, INNINGS	11 Innings.....	5/11 @ Scranton/Wilkes-Barre (4-3 Win)
LONGEST GAME, TIME	3:23.....	6/2 vs. Memphis (10-9 Win, 10 Innings)
LONGEST 9-INNING GAME, TIME	3:20.....	8/11 vs. Iowa (9-4 Loss)
SHORTEST 9-INNING GAME, TIME	2:00.....	7/18 vs. St. Paul (1-9 Win)
SHORTEST GAME, TIME	1:46.....	7/2 vs. Iowa, G2 (6-2 Loss)
LARGEST COMEBACK WIN	6 Runs, After 4th.....	5/6 vs. Louisville (11-9 Win)
LARGEST MARGIN OF LEAD SURRENDERED (LOSS)	5 Runs, After 7th.....	6/4 vs. Memphis (6-5 Loss)
MOST ERRORS, TEAM	3 (7x).....	Last: 8/3 @ Louisville (11-2 Loss)
MOST ERRORS, PLAYER	3.....	Angelo Castellano.....
LARGEST CROWD, HOME	9,023 (2x).....	5/27 @ St. Paul (14-1 Loss)
LARGEST CROWD, ROAD	11,084.....	Last: 8/12 vs. Iowa (7-4 Loss)
WARMEST FIRST PITCH	100 Degrees.....	7/25 @ Columbus (10-2 Loss)
COLDEST FIRST PITCH	35 Degrees.....	8/24 vs. St. Paul (10-7 Loss)
		4/5 vs. Toledo (7-6 Loss)

OFFENSIVE HIGHS

MOST RUNS SCORED, GAME	16.....	5/17 vs. Toledo (16-8 Win)
MOST RUNS SCORED, INNING	10, 5th Inning.....	6/8 @ Indianapolis (15-7 Win)
MOST CONSECUTIVE INNINGS SCORED	5 (2x).....	Last: 4th-8th Innings, 5/17 vs. Toledo (16-8 Win)
FEWEST HITS, GAME	1.....	8/20 @ Toledo (3-0 Loss)
MOST HITS, GAME	18.....	5/17 vs. Toledo (16-8 Win)
MOST DOUBLES, GAME	7 (3x).....	Last: 9/12 vs. Indianapolis (10-6 Win)
MOST TRIPLES, GAME	2.....	7/6 @ Gwinnett (9-6 Loss)
MOST HOME RUNS, GAME	5.....	7/30 @ Columbus (7-5 Win)
MOST EXTRA-BASE HITS, GAME	10.....	5/17 vs. Toledo (16-8 Win)
MOST RBI, GAME	15 (2x).....	Last: 6/8 @ Indianapolis (15-7 Win)
MOST RUNNERS LOB, GAME	15 (3x).....	Last: 8/29 vs. Louisville (4-3 Win)
MOST TOTAL BASES, GAME	34.....	5/17 vs. Toledo (16-8 Win)
MOST WALKS, GAME	11 (2x).....	Last: 6/8 @ Indianapolis (15-7 Win)
MOST STRIKEOUTS, GAME	17.....	8/18 @ Toledo (5-0 Loss)
FEWEST STRIKEOUTS, GAME	3 (3x).....	Last: 7/30 @ Columbus (7-5 Win)
MOST STOLEN BASES, GAME	7.....	5/26 @ St. Paul (6-4 Win)
MOST HIT BY PITCHES	4.....	5/6 vs. Louisville (11-9 Win)
MOST DOUBLE PLAYS GROUNDED INTO, GAME	4 (3x).....	Last: 5/28 @ St. Paul (10-6 Loss)

INDIVIDUAL OFFENSIVE HIGHS

MOST RUNS, GAME	3 (24x).....	Last: Tyler Gentry, 9/16 vs. Indianapolis (9-2 Win)
MOST HITS, GAME	4 (12x).....	Last: Tyler Gentry, 9/16 vs. Indianapolis (9-2 Win)
MOST DOUBLES, GAME	2 (24x).....	Last: John Rave, 9/17 vs. Indianapolis (11-5 Win)
MOST TRIPLES, GAME	1 (23x).....	Last: Morgan McCullough, 9/6 @ Iowa (11-7 Win)
MOST HOME RUNS, GAME	2 (6x).....	Last: Nick Pratto, 9/1 vs. Louisville (12-7 Loss)
MOST TOTAL BASES, GAME	13.....	Drew Waters.....
MOST RBI, GAME	6.....	Freddy Fermin.....
MOST WALKS, GAME	4.....	Samad Taylor.....
MOST STRIKEOUTS, GAME	4 (9x).....	Last: Devin Mann, 9/8 @ Iowa (4-2 Win)
MOST STOLEN BASES, GAME ^	4 (3x).....	Last: Samad Taylor, 7/5 @ Gwinnett (8-7 Loss, 10 Innings)
MOST HIT BY PITCHES, GAME	2 (2x).....	Last: Dairon Blanco, 5/25 @ St. Paul (8-6 Loss)
MOST SACRIFICE FLIES, GAME	2 (2x).....	Last: Samad Taylor, 4/30 @ Nashville (10-6 Win)
MOST DOUBLE PLAYS GROUNDED INTO, GAME	2 (4x).....	Last: Brewer Hicklen, 5/28 @ St. Paul (10-6 Loss)

PITCHING HIGHS

MOST RUNS ALLOWED, GAME	20.....	8/9 vs. Iowa (20-1 Loss)
MOST RUNS ALLOWED, INNING	9, 7th Inning.....	5/28 @ St. Paul (10-6 Loss)
FEWEST HITS ALLOWED, GAME	2.....	Last: 7/18 vs. St. Paul (9-1 Win)
MOST HITS ALLOWED, GAME	19.....	9/1 vs. Louisville (12-7 Loss)
MOST TOTAL BASES ALLOWED, GAME	40.....	8/9 vs. Iowa (20-1 Loss)
FEWEST STRIKEOUTS, GAME	3.....	4/18 vs. Gwinnett (4-1 Loss)
MOST STRIKEOUTS, GAME	15.....	5/11 @ Scranton/Wilkes-Barre (11 Innings)
FEWEST WALKS ALLOWED, GAME	0 (2x).....	Last: 7/23 vs. St. Paul (3-1 Win)
MOST WALKS ALLOWED, GAME	12.....	6/28 vs. Iowa (9-2 Loss)
MOST HOME RUNS ALLOWED, GAME	8.....	8/9 vs. Iowa (20-1 Loss)
MOST WILD PITCHES	4 (2x).....	Last: 7/19 vs. St. Paul (9-4 Loss)
MOST HIT BATTERS *	5.....	7/19 vs. St. Paul (9-4 Loss)

INDIVIDUAL PITCHING HIGHS

MOST RUNS ALLOWED, GAME	11, Jonathan Heasley.....	4/13 @ Iowa (14-1 Loss)
MOST EARNED RUNS ALLOWED, GAME ^	11, Jonathan Heasley.....	4/13 @ Iowa (14-1 Loss)
FEWEST HITS ALLOWED, GAME (STARTER)	1 (8x).....	Last: Will Klein (1.0 IP), 8/16 @ Toledo (8-2 Loss)
MOST HITS ALLOWED, GAME	11, Jonathan Heasley.....	5/21 vs. Toledo (8-6 Win)
MOST HOME RUNS ALLOWED, GAME ^	5 (2x).....	Last: Austin Cox, 5/31 vs. Memphis (9-4 Loss)
MOST STRIKEOUTS	10, Anthony Veneziano.....	8/10 vs. Iowa (10-3 Loss)
MOST CONSECUTIVE STRIKEOUTS	5, Ryan Yarbrough.....	6/29 vs. Iowa (8-3 Win)
MOST WALKS ALLOWED, GAME	6.....	Andrew Hoffmann, 8/20 @ Toledo (3-0 Loss)
MOST HIT BATTERS, GAME	3, Jonah Dipoto.....	7/19 vs. St. Paul (9-4 Loss)
MOST WILD PITCHES, GAME	3, Jackson Kowar.....	7/19 vs. St. Paul (9-4 Loss)
MOST INNINGS PITCHED, STARTER	7.0, Jonathan Heasley.....	4/19 vs. Gwinnett (6-2 Loss)
MOST PITCHES THROWN, STARTER	104 (2x).....	Last: Anthony Veneziano, 8/10 vs. Iowa (10-3 Loss)
MOST INNINGS PITCHED, RELIEVER	4.1 (3x).....	Last: Drew Parrish, 8/16 @ Toledo (8-2 Loss)
MOST PITCHES THROWN, RELIEVER	94, Jonathan Bowlan.....	7/2 vs. Iowa, G1 (11-1 Win)

^ Indicates Storm Chasers Record Tied

* Indicates Storm Chasers Record Set

STATCAST LEADERS (TOP 10)

LONGEST MEASURED HOMER DISTANCE			HIGHEST BATTED BALL EXIT VELOCITY			HIGHEST PITCH VELOCITY			HIGHEST PITCH SPIN RATE		
Player	Distance (Pitcher)	Date	Player	Exit Velo (Batted Ball Type)	Date	Player	Pitch Velo (Pitch Result)	Date	Player	Spin Rate (Pitch Type)	Date
Tyler Gentry	471 (2-Run off Connor Thomas)	5/30 vs. MEM	CJ Alexander	115.3 (Double vs. Reese Olson)	4/7 vs. TOL	Will Klein	100.7 (Richie Martin, Foul Ball)	6/21 @ ROC	Jonah Dipoto	3,340 (94.6MPH Sinker vs. George Valera)	7/29 @ COL
Dairon Blanco	445 (Solo off Simeon Woods Richardson)	5/23 @ STP	Drew Waters	111.8 (Double vs. Sam Clay)	5/19 vs. TOL	Steven Cruz	100.3 (Zack Collins, Called Strike)	7/29 @ COL	Josh Dye	3,329 (81.2MPH Changeup vs. Joe Hudson)	4/21 vs. GWN
Brewer Hicklen	443 (3-Run off Miguel Diaz)	5/18 vs. TOL	Brewer Hicklen	111.7 (Single vs. Kent Emanuel)	6/9 @ IND	Steven Cruz	100.3 (Oscar Gonzalez, Foul Ball)	7/25 @ COL	Jon Heasley	3,090 (93.8MPH 45-Fastball vs. Abraham Iora)	4/30 @ NAS
Bubba Thompson	435 (Solo off Michael Boyle)	8/27 vs. STP	Jose Briceño	111.5 (Groundout vs. Jared Jones)	7/16 vs. IND	Will Klein	100.3 (Jake Slaughter, Strikeout)	7/3 vs. IOW	Josh Staumont	3,058 (81.0MPH Curveball vs. Miguel Andujar)	3/31 @ IND
Adelny Hedvaria	433 (2-Run off Peyton Battenfield)	7/30 @ COL	Edward Olivares	110.7 (Single vs. Brennan Hanifee)	8/17 @ TOL	Steven Cruz	100.2 (Brayan Rocchio Foul Ball)	7/29 @ COL	Jonah Dipoto	3,056 (81.1MPH Curveball vs. Luis Vazquez)	9/9 @ IOW
Nick Loftin	433 (3-Run off Brent Headrick)	5/24 @ STP	CJ Alexander	110.6 (Lineout vs. Cody Bolton)	6/10 @ IND	Will Klein	100.2 (Richie Martin, Foul Ball)	6/21 @ ROC	Jonah Dipoto	3,038 (80.6MPH Slider vs. Nick Grissom)	8/2 @ LOU
Tyler Gentry	431 3-Run off Hunter Stratton)	6/10 @ IND	Edward Olivares	110.5 (Single vs. Chasen Shreve)	8/30 vs. LOU	Will Klein	100.2 (Zack Collins, Strikeout)	6/14 vs. COL	Jonah Dipoto	3,028 (82.2MPH Slider vs. Vaughn Grissom)	7/4 @ GWN
Brewer Hicklen	428 (2-Run off Juan Minaya)	7/14 vs. IND	Brewer Hicklen	110.4 (Double vs. Robert Gasser)	4/30 @ NAS	Steven Cruz	100.0 (Brayan Rocchio Foul Ball)	7/29 @ COL	Jonah Dipoto	3,027 (81.0MPH Slider vs. Alejo Lopez)	8/2 @ LOU
Freddy Fermin	428 (2-Run off Ashton Goudeau)	4/8 vs. TOL	Clay Dungan	110.1 (Groundout vs. Roansy Contreras)	9/17 vs. IND	Steven Cruz	99.9 (Kyle Garlick, Ball)	8/25 vs. STP	Jonah Dipoto	3,025 (81.4MPH Slider vs. Eddy Leonard)	8/19 @ TOL
Brewer Hicklen	426 (Solo off Ryan Loutsos)	6/1 vs. MEM	Jose Briceño	109.9 (Groundout vs. Jack O'Loughlin)	8/20 @ TOL	Will Klein	99.9 (Matt Mervis, Strikeout)	7/3 vs. IOW	James McArthur	3,021 (82.8MPH Curveball vs. Jhonkensy Noel)	7/27 @ COL

THE LAST TIME OMAHA...

THREW A PERFECT GAME.....
THREW A 9-INNING NO-HITTER.....6/20/1988 vs. Columbus (Luis Aquino, 2-0 win)
THREW A 7-INNING NO-HITTER.....7/13/1990 @ Iowa [G1] (Gene Walter, 3-0 win)
THREW A COMBINED NO-HITTER.....4/17/1997 vs. Oklahoma City (Jim Converse and Allen McMill, 2-0 win)

THREW A COMBINED 1-HITTER (9 INNINGS).....8/26/2019 vs. Nashville (5-0 Win)
Pitchers: Arnaldo Hernandez (8.0 IP), Gabe Speier (1.0 IP)

THREW A COMBINED 1-HITTER (7 INNINGS).....7/18/2023 vs. St. Paul (1-0 Win)
Pitchers: Anthony Veneziano (5.0 IP), James McArthur (2.2 IP) & Walter Pennington (1.1 IP)

THREW A COMBINED 2-HITTER (7 INNINGS).....6/25/2013 @ Oklahoma City (2-0 Win)
Pitchers: Danny Duffy (5.0 IP), Buddy Baumann (1.0 IP), Donnie Joseph (1.0 IP)

GOT NO-HIT (9 INNINGS).....June 7, 2017 vs. Nashville (4-0 Loss)
Pitchers: Chris Smith, Sean Doolittle, Tucker Healy and Simon Castro,

GOT NO-HIT (LESS THAN 9 INNINGS).....6/29/2008 vs. Oklahoma [G1] (Dustin Nippert, 2-0 loss)

GOT 1-HIT.....8/20/2023 @ Toledo (3-0 Loss)

GOT 2-HIT.....9/14/2023 vs. Indianapolis (4-1 Loss)

THREW A COMBINED 9-INNING SHUTOUT.....7/18/2023 vs. St. Paul (1-0 Win)
Pitchers: Anthony Veneziano (5.0 IP), James McArthur (2.2 IP) & Walter Pennington (1.1 IP)

THREW SHUTOUTS IN 3 STRAIGHT GAMES.....8/7/2018 vs. Salt Lake and 8/9 and 8/10/2018 @ Round Rock (5-0, 9-0, 2-0)

THREW BACK-TO-BACK SHUTOUTS.....8/9 and 8/10/2018 @ Round Rock (9-0 Win & 2-0 Win)

GOT SHUT OUT (9 INNINGS).....8/20/2023 @ Toledo (3-0 Loss)

GOT SHUT OUT IN BACK-TO-BACK GAMES.....7/23 and 7/24/2022 vs. Iowa (10-0 Loss, 7-0 Loss)

GOT SHUT OUT IN 3 STRAIGHT GAMES.....5/28, 2022 @ Louisville [G2] (3-0 Loss)

GOT SHUT OUT (LESS THAN 9 INNINGS).....

HAD A 11-GAME WINNING STREAK.....June 6 to June 18, 2023

HAD A 10-GAME WINNING STREAK.....June 5 to June 16, 2012

HAD A 9-GAME WINNING STREAK.....May 22 to June 1, 2021

HAD A 8-GAME WINNING STREAK.....May 23 to May 30, 2010

HAD A 7-GAME WINNING STREAK.....July 21 to July 26, 2015

HAD A 6-GAME WINNING STREAK.....August 25 to August 31, 2021

HAD A 11-GAME LOSING STREAK.....August 1 to August 12, 2023

HAD A 10-GAME LOSING STREAK.....August 6 to August 16, 2006

HAD A 9-GAME LOSING STREAK.....April 28 to May 5, 2003

HAD A 8-GAME LOSING STREAK.....June 6 to June 14, 2013

HAD A 7-GAME LOSING STREAK.....April 20 to April 28, 2019

HAD A 6-GAME LOSING STREAK.....May 4 to May 9, 2018

STRUCK OUT 19+ OPPOSING HITTERS.....5/6/2021 vs. St. Paul (19)

STRUCK OUT 17+ OPPOSING HITTERS.....5/6/2021 vs. St. Paul (19)

STRUCK OUT 15+ OPPOSING HITTERS.....5/11/2023 @ Scranton/Wilkes-Barre (15)

STRUCK OUT 10+ OPPOSING HITTERS.....9/19/2023 @ Columbus (12)

SCORED 20+ RUNS IN ONE GAME.....7/4/2022 vs. Toledo (20)

SCORED 15+ RUNS IN ONE GAME.....6/8/2023 @ Indianapolis (15)

SCORED 10+ RUNS IN ONE GAME.....9/17/2023 vs. Indianapolis (11)

ALLOWED 20+ RUNS IN ONE GAME.....8/9/2023 vs. Iowa (20)

ALLOWED 15+ RUNS IN ONE GAME.....8/9/2023 vs. Iowa (20)

ALLOWED 10+ RUNS IN ONE GAME.....9/1/2023 vs. Louisville (12)

HAD 27+ HITS IN ONE GAME.....7/4/2022 vs. Toledo (27)

HAD 25+ HITS IN ONE GAME.....7/4/2022 vs. Toledo (27)

HAD 20+ HITS IN ONE GAME.....7/4/2022 vs. Toledo (27)

HAD 15+ HITS IN ONE GAME.....8/15/2023 @ Toledo (15)

HAD 10+ HITS IN ONE GAME.....9/19/2023 @ Columbus (10)

ALLOWED 22+ HITS IN ONE GAME.....8/2/2019 @ Reno (23)

ALLOWED 20+ HITS IN ONE GAME.....8/2/2019 @ Reno (23)

ALLOWED 15+ HITS IN ONE GAME.....9/1/2023 vs. Louisville (19)

ALLOWED 10+ HITS IN ONE GAME.....9/14/2023 vs. Indianapolis (14)

WALKED 14+ TIMES IN ONE GAME.....4/14/2022 vs. Louisville (14)

WALKED 10+ TIMES IN ONE GAME.....9/6/2023 @ Iowa (10)

WALKED 8+ TIMES IN ONE GAME.....9/6/2023 @ Iowa (10)

ALLOWED 13+ WALKS IN ONE GAME.....5/8/2007 vs. Sacramento (13)

ALLOWED 10+ WALKS IN ONE GAME.....8/9/2023 vs. Iowa (11)

ALLOWED 8+ WALKS IN ONE GAME.....8/9/2023 vs. Iowa (11)

HIT 9+ HOME RUNS IN A GAME.....7/3/2022 vs. Toledo (9)

HIT 7+ HOME RUNS IN A GAME.....7/3/2022 vs. Toledo (9)

HIT 5+ HOME RUNS IN A GAME.....7/30/2023 @ Columbus (5)

HIT 3+ HOME RUNS IN A GAME.....9/19/2023 @ Columbus (3)

ALLOWED 7+ HOME RUNS IN A GAME.....8/9/2023 vs. Iowa (7)

ALLOWED 5+ HOME RUNS IN A GAME.....9/1/2023 vs. Louisville (5)

ALLOWED 3+ HOME RUNS IN A GAME.....9/9/2023 @ Iowa (3)

HAD 2 PLAYERS HIT 2 HOME RUNS IN A GAME.....Nate Eaton & Roman Quinn, 7/4/2022 vs. Toledo (20-6 win)

HIT BACK-TO-BACK HOME RUNS.....9/5/2023 @ Iowa (3rd Inning - 10-9 Win)

HIT 3 STRAIGHT HOME RUNS.....Logan Porter (solo) & Angelo Castellano (solo)

.....5/21/2021 @ Iowa, 9th Inning (9-8 loss)

.....Anderson Miller (2-run), Sebastian Rivero (solo), Gabriel Cancel (solo)

SCORED 10+ RUNS IN AN INNING.....10 Runs, 5th Inning - 6/8/2023 @ Indianapolis (15-7 win)

SCORED 7+ RUNS IN AN INNING.....5 Runs, 8th Inning - 9/12/2023 vs. Indianapolis (10-6 win)

SCORED 5+ RUNS IN AN INNING.....6 Runs, 11th Inning - 8/3/2021 @ Columbus (11-7 win)

ALLOWED 10+ RUNS IN AN INNING.....10 Runs, 6th Inning - 7/16/2012 vs. Oklahoma City (16-6 loss)

ALLOWED 7+ RUNS IN AN INNING.....7 Runs, 9th Inning - 9/5/2023 @ Iowa (10-9 win)

ALLOWED 5+ RUNS IN AN INNING.....7 Runs, 9th Inning - 9/5/2023 @ Iowa (10-9 win)

ALLOWED 5+ RUNS IN AN EXTRA INNING.....6 Runs, 12th Inning - 7/7/2017 vs. Colorado Springs (8-4 loss)

WON A GAME BY 15+ RUNS.....14 Runs - 7/4/2023 vs. Toledo (20-6 win)

WON A GAME BY 10+ RUNS.....10 Runs - 8/22/2023 vs. St. Paul (14-4 win)

LOST A GAME BY 15+ RUNS.....19 Runs - 8/9/2023 vs. Iowa (20-1 loss)

LOST A GAME BY 10+ RUNS.....19 Runs - 8/9/2023 vs. Iowa (20-1 loss)

SCORED 12+ RUNS IN CONSECUTIVE GAMES.....9/25/2021 and 9/26/2021 vs. Indianapolis (12-3 Win & 17-12 loss)

SCORED 10+ RUNS IN CONSECUTIVE GAMES.....9/6/2023 @ Iowa & 9/7/2023 @ Iowa (11-7 win, 10-2 win)

SCORED JUST ONE RUN WITHOUT AN RBI.....5/4/2019 vs. Iowa (6-1 loss)

SCORED MULTIPLE RUNS WITHOUT AN RBI.....4/30/2018 @ Iowa (10-3 loss)

SCORED MORE RUNS THAT RECORDED HITS.....8/22/2023 vs. St. Paul (14-4 win, 14 runs on 13 hits)

TURNED 6 DOUBLE PLAYS IN ONE GAME.....8/25/08 vs. New Orleans

TURNED 5 DOUBLE PLAYS IN ONE GAME.....4/1/2023 @ Indianapolis

TURNED 4 DOUBLE PLAYS IN ONE GAME.....5/9/2023 @ Scranton/Wilkes-Barre

TURNED 3 DOUBLE PLAYS IN ONE GAME.....9/1/2023 vs. Louisville (3)

TURNED A TRIPLE PLAY.....5/13/2023 @ Scranton/WB, 5th Inning (8-6 loss)

6-4-3-5 (Fielders: Angelo Castellano to Samad Taylor to CJ Alexander to Nick Loftin [Batter: Ben Rortvedt])

HIT INTO A TRIPLE PLAY.....7/9/2023 @ Gwinnett, Adeiny Hechavarria, 7th Inning (8-1 loss)

5-4-3 (Fielders: Daniel Robertson to Vaughn Grissom to Joe Dunand)

COMMITTED 6 ERRORS.....5/10/2012 @ Sacramento

COMMITTED 5 ERRORS.....4/16/2006 @ Memphis

COMMITTED 4 ERRORS.....6/29/2022 @ St. Paul

COMMITTED 3+ ERRORS.....8/3/2023 @ Louisville (3)

EVERY STORM CHASER IN THE STARTING LINEUP HAD A HIT.....9/17/2023 vs. Indianapolis

EVERY STORM CHASER IN THE STARTING LINEUP SCORED A RUN.....6/17/2023 vs. Columbus

EVERY STORM CHASER IN THE STARTING LINEUP HAD A HIT AND SCORED A RUN.....3rd and 4th Innings - 6/17/2023 vs. Columbus

WON ON THE LAST AT-BAT OF THE GAME (WALK-OFF WIN).....8/29/2023 vs. Louisville (4-3 Win, 9 innings)

LOST ON THE LAST AT-BAT OF THE GAME (WALK-OFF LOSS).....8/6/2023 @ Louisville (5-4 Loss, 9 innings)

PLAYED BACK-TO-BACK EXTRA-INNING GAMES.....7/2 and 7/3/2019 @ Round Rock (7-6 Loss & 9-8 Loss, both 10 innings)

WON BOTH GAMES OF A DOUBLEHEADER.....8/22/2022 vs. Scranton/Wilkes-Barre (9-4 Win & 12-10 Win)

PITCHED SHUTOUTS IN BOTH GAMES OF A DOUBLEHEADER.....N/A (Since 2005)

LOST BOTH GAMES OF A DOUBLEHEADER.....8/29/2018 vs. Colorado Springs (3-2 Loss & 7-0 Loss)

SHUT OUT IN BOTH GAMES OF A DOUBLEHEADER.....6/2/2013 vs. Memphis (7-0 Loss, 5-0 Loss)

OPPOSING HITTER HAD A 3-HOMER GAME.....Christian Encarnacion-Strand, 5/4/2023 vs. Louisville

OPPOSING HITTER HIT FOR THE A CYCLE.....Matt McClain, 5/4/2023 vs. Louisville

THE LAST TIME AN OMAHA HITTER...

HAD 6 HITS IN ONE GAME.....Matt Diaz, 7/27/2005 @ Portland

HAD 5 HITS IN ONE GAME.....Dairon Blanco, 9/15/2022 @ Columbus

HAD 4 HITS IN ONE GAME.....Tyler Gentry, 9/16/2023 vs. Indianapolis

HAD 3 HITS IN ONE GAME.....Morgan McCullough, 9/17/2023 vs. Indianapolis

HIT 3 HOME RUNS IN ONE GAME.....Ryan McBroome, 6/13/2021 @ St. Paul

HIT 2 HOME RUNS IN ONE GAME.....Nick Pratto, 9/1/2023 vs. Louisville

HIT 2 TRIPLES IN ONE GAME.....Angel Franco, 5/6/2016 @ Iowa

HIT 4 DOUBLES IN ONE GAME.....Jordan Parraz, 5/18/2010 @ Las Vegas

HIT 3 DOUBLES IN ONE GAME.....Dairon Blanco, 9/15/2022 @ Columbus

HIT 2 DOUBLES IN ONE GAME.....John Rave, 9/17/2023 vs. Indianapolis

HIT 2 SACRIFICE FLIES IN ONE GAME.....Samad Taylor, 4/30/2023 @ Nashville

HIT A GRAND SLAM.....Adeiny Hechavarria, 6/22/2023 @ Rochester

HIT AN INSIDE-THE PARK HOME RUN.....John Rave, 6/18/2023 vs. Columbus

LED OFF A HOME GAME WITH A HOME RUN.....Nate Eaton, 6/17/2023 vs. Columbus

LED OFF A ROAD GAME WITH A HOME RUN.....Drew Waters, 8/16/2022 @ Louisville

HIT A PINCH-HIT HOME RUN.....Elier Hernandez, 5/22/2019 vs. Iowa

HIT A WALK-OFF HOME RUN.....Nate Eaton, 5/31/2022 vs. Indianapolis

HIT A WALK-OFF GRAND SLAM.....Jimmy Govea, 5/7/2022 vs. Columbus

HIT A WALK-OFF PINCH-HIT HOME RUN.....Chad Santos, 8/23/2005 vs. New Orleans

HIT FOR THE CYCLE.....Jimmy Paredes, 5/12/2014 vs. New Orleans

HAD 11 RBI IN ONE GAME.....Mike Moustakas, 8/30/2010 vs. Round Rock

HAD 9 RBI IN ONE GAME.....Brett Eibner, 4/9/2014 vs. Memphis

HAD 8 RBI IN ONE GAME.....Jimmy Paredes, 5/12/2014 vs. New Orleans

HAD 7 RBI IN ONE GAME.....Brett Hayes, 4/14/2013 vs. Nashville

HAD 6 RBI IN ONE GAME.....Freddie Fermin, 4/8/2023 vs. Toledo

HAD 5 RBI IN ONE GAME.....Edward Olivares, 8/15/2023 @ Toledo

HAD 4 RBI IN ONE GAME.....Bubba Thompson, 8/22/2023 vs. St. Paul

SCORED 5 RUNS IN ONE GAME.....Brett Eibner, 5/12/2014 vs. New Orleans

SCORED 4 RUNS IN ONE GAME.....Maikel Garcia, 9/15/2022 @ Columbus

SCORED 3 RUNS IN ONE GAME.....Tyler Gentry, 9/16/2023 vs. Indianapolis

WALKED 4 TIMES IN ONE GAME.....Samad Taylor, 7/26/2023 @ Columbus

WALKED 3 TIMES IN ONE GAME.....Tyler Gentry, 9/12/2023 vs. Indianapolis

STOLE 4 BASES IN ONE GAME.....Samad Taylor, 7/5/2023 @ Gwinnett

STOLE 3 BASES IN ONE GAME.....Dairon Blanco, 6/10/2023 @ Indianapolis

STOLE 2 BASES IN ONE GAME.....Tyler Gentry, 9/17/2023 vs. Indianapolis

STRUCK OUT 5 TIMES IN ONE GAME.....Drew Waters, 8/10/2022 @ Toledo

STRUCK OUT 4 TIMES IN ONE GAME.....Devin Mann, 9/8/2023 @ Iowa

STRUCK OUT 3 TIMES IN ONE GAME.....Devin Mann, 9/19/2023 @ Columbus

REACHED BASE 6 TIMES IN ONE GAME.....Nicky Lopez, 7/27/2018 @ Fresno

REACHED BASE 5 TIMES IN ONE GAME.....Tyler Gentry, 9/6/2023 @ Iowa

REACHED BASE 4 TIMES IN ONE GAME.....Clay Dungan & Angelo Castellano, 9/17/2023 vs. Indianapolis

REACHED BASE IN EVERY TRIP TO THE PLATE (6 PA).....Brett Eibner, 4/9/2014 vs. Memphis

REACHED BASE IN EVERY TRIP TO THE PLATE (5 PA).....Tyler Gentry, 9/6/2023 @ Iowa

REACHED BASE IN EVERY TRIP TO THE PLATE (4 PA).....John Rave, 7/28/2023 @ Columbus

REACHED BASE IN EVERY TRIP TO THE PLATE (3 PA).....Angelo Castellano, 8/2/2023 @ Louisville

HAD 2 HOME RUNS IN THE SAME INNING.....Brett Eibner: 5th Inning, 5/12/2015 vs. Memphis

HAD 2 DOUBLES IN THE SAME INNING.....Clay Dungan: 6th Inning, 6/26/2022 vs. Columbus

HAD 2 HITS IN THE SAME INNING.....Angelo Castellano: 3rd Inning, 7/2/2023 vs. Iowa [G1]

HAD 2 WALKS IN THE SAME INNING.....Samad Taylor: 5th Inning, 6/8/2023 @ Indianapolis

REACHED 2 TIMES IN THE SAME INNING.....Angelo Castellano: 3rd Inning, 7/2/2023 vs. Iowa [G1]

SCORED 2 RUNS IN THE SAME INNING.....Dairon Blanco & Samad Taylor: 5th Inning, 6/8/2023 @ Indianapolis

HIT HOME RUNS IN 5 STRAIGHT GAMES.....Steve Sisco, June 13 to June 21, 1998

HIT HOME RUNS IN 4 STRAIGHT GAMES.....Cory Aldridge, July 27 to August 8, 2009

HIT HOME RUNS IN 3 STRAIGHT GAMES.....Nick Pratto, August 19 to August 22, 2021

HIT HOME RUNS IN 2 STRAIGHT GAMES.....Brent Rooker, September 23 to September 26, 2022

HIT HOME RUNS IN BACK-TO-BACK GAMES.....Logan Porter, August 29 and 30, 2023

HIT HOME RUNS IN BOTH GAMES OF A DOUBLEHEADER.....Nick Pratto, 4/7/2022 @ Indianapolis

HIT HOME RUNS FROM BOTH SIDES OF THE PLATE, GAME.....Tim Raines Jr., 8/20/2009 @ Tacoma

HIT HOME RUN IN FIRST OMAHA AT-BAT.....Jakson Reetz, 8/28/2022 vs. Scranton/WB [G1]

HAD 2+ HITS IN 7 STRAIGHT GAMES.....Johnny Givofletta, August 3 to August 14, 2014

HAD 2+ HITS IN 6 STRAIGHT GAMES.....Dairon Blanco, September 10 to September 17, 2022

HAD 2+ HITS IN 5 STRAIGHT GAMES.....MJ Melendez, September 25 to October 2, 2021

HAD A 20+ GAME HITTING STREAK.....Frank Schwindel, 20 Games: July 22 to August 13, 2018

HAD A 18+ GAME HITTING STREAK.....Frank Schwindel, 20 Games: July 22 to August 13, 2018

HAD A 16+ GAME HITTING STREAK.....Frank Schwindel, 20 Games: July 22 to August 13, 2018

HAD A 14+ GAME HITTING STREAK.....Dairon Blanco, 15 Games: May 15 to July 10, 2022

HAD A 12+ GAME HITTING STREAK.....Nick Loftin, 12 Games: May 16 to May 30, 2023

HAD A 40+ GAME REACHED BASE STREAK.....Shane Costa, 46 Games: April 14 to August 8, 2007

HAD A 35 TO 39 GAME REACHED BASE STREAK.....Alex Gordon, 39 Games: May 9 to June 19, 2010

HAD A 30 TO 34 GAME REACHED BASE STREAK.....Logan Porter, 30 Games: May 25 to July 5, 2023

HAD A 25 TO 29 GAME REACHED BASE STREAK.....Kelvin Gutierrez, 25 Games: April 5 to June 16, 2019

HAD A 20 TO 24 GAME REACHED BASE STREAK.....Tyler Gentry, 20 Games: August 23 to September 19, 2023

THE LAST TIME AN OMAHA PITCHER...

THREW A 1-HITTER (9 INNINGS).....Luis Mendoza, 7/21/2011 @ Memphis

THREW A 1-HITTER (7 INNINGS).....Jeff Suppan, 6/21/2011 @ Nashville

THREW A 2-HITTER (9 INNINGS).....Arnaldo Hernandez, 7/21/2018 vs. Round Rock [G1]

THREW A 2-HITTER (7 INNINGS).....

THREW A 9-INNING COMPLETE GAME SHUTOUT.....Luis Mendoza, 7/18/2011 @ Memphis

THREW A 7-INNING COMPLETE GAME SHUTOUT.....Jake Kalish, 7/2/2018 vs. Nashville [G1]

THREW A 5-INNING COMPLETE GAME SHUTOUT.....Anthony Lerew, 8/31/2010 vs. Round Rock

THREW A 9-INNING COMPLETE GAME.....Arnaldo Hernandez, 8/15/2018 vs. Oklahoma City

THREW AN 8-INNING COMPLETE GAME.....John Lannan, 6/16/2016 @ Oklahoma City

THREW A 7-INNING COMPLETE GAME.....Austin Cox, 8/28/2022 vs. Scranton/WB [G1]

THREW A 6-INNING COMPLETE GAME.....Matt Wright, 8/8/2008 @ Nashville [G2]

THREW A 5-INNING COMPLETE GAME.....Trevor Oaks, 8/6/2018 vs. Salt Lake

STRUCK OUT 12 IN A GAME.....Jakob Junis, 5/26/2017 @ Nashville

AFTER-INNING RECORDS

	LEADING	TRAILING	TIED
AFTER 1 INNING	24 - 10	14 - 24	28 - 40
AFTER 2 INNINGS	41 - 14	16 - 35	10 - 24
AFTER 3 INNINGS	44 - 17	10 - 40	12 - 17
AFTER 4 INNINGS	50 - 18	10 - 46	6 - 10
AFTER 5 INNINGS	48 - 16	10 - 52	8 - 7
AFTER 6 INNINGS	48 - 13	8 - 58	10 - 3
AFTER 7 INNINGS	50 - 8	8 - 60	7 - 5
AFTER 8 INNINGS	55 - 4	4 - 59	6 - 8

STORM CHASERS BIG INNINGS

DATE	INNING	RUNS
1. June 8 @ Indianapolis	Top 5th	10
2. June 17 vs. Columbus	Bottom 4th	7
May 17 vs. Toledo	Bottom 1st	7
April 2 @ Indianapolis	Top 8th	7
5. September 6 @ Iowa	Top 1st	6
July 2 vs. Iowa [G1]	Bottom 3rd	6
June 2 vs. Memphis	Bottom 5th	6
May 18 vs Toledo	Bottom 8th	6
April 8 vs. Toledo	Bottom 3rd	6

SCORE BY INNINGS

	1	2	3	4	5	6	7	8	9	10	11+	TOTAL
Omaha	85	75	93	78	97	75	82	86	74	1	1	747
Opponents	86	83	86	74	106	124	91	76	73	2	0	801
Difference	-1	-8	7	4	-9	-49	-9	10	1	-1	1	-54

SCORE BY INNINGS V. COLUMBUS	1	2	3	4	5	6	7	8	9	10	11+	TOTAL
Omaha	10	10	10	13	8	6	6	6	6	0	0	75
Columbus	4	1	6	2	11	10	4	7	6	0	0	51
vs. Columbus Difference	6	9	4	11	-3	-4	2	-1	0	0	0	24

MULTI-RUN INNINGS

	2	3	4	5	6	7	8	9	10+	TOTAL
Storm Chasers	101	49	23	8	5	3	-	-	1	190
Opponents	96	50	20	10	6	4	4	1	-	191

RECORD BY RUNS SCORED/ALLOWED

RUNS	0	1	2	3	4	5	6	7	8	9	10	11	12	13+
SCORED	0 - 3	1 - 10	1 - 17	2 - 12	8 - 13	6 - 7	8 - 8	9 - 3	7 - 0	6 - 0	6 - 1	6 - 0	1 - 0	5 - 0
ALLOWED	2 - 0	10 - 0	12 - 0	13 - 5	8 - 9	5 - 9	6 - 10	3 - 5	4 - 10	3 - 11	0 - 5	0 - 2	0 - 3	0 - 5

RECORD BY MARGIN OF VICTORY/DEFEAT

1 Run	2 Runs	3 Runs	4 Runs	5 Runs	6 Runs	7 Runs	8 Runs	9 Runs	10+ Runs
8 - 18	15 - 9	7 - 12	13 - 5	7 - 9	3 - 8	1 - 6	4 - 2	2 - 1	3 - 4

2023 STORM CHASERS MONTH BY MONTH

HITTING

MONTH	AVG	G	AB	R	H	TB	2B	3B	HR	RBI	BB	IBB	SO	SB	CS	OBP	SLG	OPS	SAC	SF	HBP	GIDP	LOB
MARCH	.300	1	40	8	12	16	2	1	0	8	9	0	12	5	0	.429	.400	.829	0	0	0	0	14
APRIL	.250	24	799	124	200	352	49	2	33	118	99	0	204	38	8	.337	.441	.778	1	11	11	24	156
MAY	.269	26	885	148	238	386	53	7	27	131	120	0	218	58	13	.366	.436	.802	1	6	19	28	198
JUNE	.281	24	804	152	226	362	55	3	25	142	125	2	216	45	7	.380	.450	.830	7	15	13	20	184
JULY	.256	23	757	113	194	335	42	6	29	106	102	2	175	22	9	.347	.443	.790	0	8	8	11	166
AUGUST	.225	26	846	102	190	313	32	2	29	96	117	0	248	29	10	.328	.370	.698	2	5	15	16	194
SEPTEMBER	.271	16	553	100	150	271	40	3	25	94	82	2	145	21	5	.365	.490	.855	3	5	3	9	126
TOTAL	.258	140	4,684	747	1,210	2,035	273	24	168	695	654	6	1,218	218	52	.354	.434	.788	14	50	69	108	1,038

PITCHING

MONTH	W	L	ERA	G	GS	CG	SHO	GF	HLD	SV	SVO	IP	H	R	ER	HR	HB	BB	SO	WP	BK	WHIP	AVG
MARCH	1	0	6.00	1	1	0	0	1	0	1	1	9.0	11	6	6	1	1	2	7	0	1	1.44	.297
APRIL	9	15	5.65	24	24	0	0	24	11	3	7	212.0	238	149	133	30	17	104	198	16	2	1.61	.284
MAY	12	14	5.61	26	26	0	1	26	17	6	12	229.1	247	162	143	46	15	126	235	13	1	1.63	.278
JUNE	17	7	4.35	24	24	0	0	24	17	6	11	215.1	187	109	104	26	7	127	219	13	1	1.46	.232
JULY	11	12	5.41	23	23	0	1	23	5	5	8	198.0	182	126	119	32	12	112	203	11	1	1.48	.245
AUGUST	7	19	6.11	26	26	0	0	24	9	3	8	225.1	257	167	153	39	14	137	242	15	0	1.75	.287
SEPTEMBER	9	7	4.88	16	16	0	0	16	5	1	2	142.0	150	82	77	28	5	65	139	9	0	1.51	.269
TOTAL	66	74	5.37	140	140	0	2	138	64	25	49	1231.0	1,272	801	735	202	71	673	1,243	77	6	1.58	.267

2023 WALK-OFF TRACKER (4 FOR, 10 AGAINST)

GAME #	DATE	OPPONENT	FINAL (INN.)	PLAYER	WINNING RUN	PITCHER	HOW	OUTS	COUNT
23	April 28	@ Nashville	L, 4-3 (9)	Brian Navarreto	Skye Bolt	Josh Dye	Throwing error by 3B Maikel Garcia	2	1-0
24	April 29	@ Nashville	L, 6-5 (10)	Keston Hiura	Eddy Alvarez	Evan Sisk	Infield single to SS Angelo Castellano	1	2-1
33	May 10	@ Scranton/WB	L, 4-3 (9)	Michael Hermosillo	Michael Hermosillo	Dylan Coleman	Solo home run to LF	0	2-1
36	May 13	@ Scranton/WB	L, 8-6 (9)	Ben Rortvedt	Estevan Florial	Brooks Kriske	3-run home run to RCF	1	2-2
45	May 24	@ St. Paul	L, 6-5 (9)	Jose Miranda	Andrew Stevenson	Brooks Kriske	RBI single to LF	0	1-1
53	June 2	vs. Memphis	W, 10-9 (10)	Dairon Blanco	Brewer Hicklen	Jake Walsh	Sacrifice fly to RF	1	2-2
71	June 24	@ Rochester	L, 3-2 (9)	Richie Martin	Richie Martin	Christian Chamberlain	Wild Pitch	1	1-0
80	July 5	@ Gwinnett	L, 8-7 (10)	Luke Williams	Braden Shewmake	Brooks Kriske	RBI single to LF	0	2-1
87	July 18	vs. St. Paul	W, 1-0 (9)	CJ Alexander	Nick Loftin	Josh Winder	RBI single to LCF	2	1-1
90	July 21	vs. St. Paul	W, 5-4 (9)	Logan Porter	Samad Taylor	Josh Winder	2-RBI double to LCF	1	0-1
99	August 1	@ Louisville	L, 3-2 (9)	Alejo Lopez	Michael Siani	Will Klein	RBI double to CF	2	1-1
100	August 2	@ Louisville	L, 5-4 (9)	Nick Martini	Chuckie Robinson	Christian Chamberlain	Bases loaded hit by pitch	2	2-1
104	August 6	@ Louisville	L, 5-4 (9)	Jhonny Pereda	Jose Barrero	Will Klein	RBI single to RF	0	1-1
122	August 30	vs. Louisville	W, 4-3 (9)	Angelo Castellano	Tyler Gentry	Casey Legumina	RBI single to RF	2	0-2

Bold Indicates Omaha Walk-Off Win

2023 STORM CHASERS EJECTIONS (5)

DATE	INNING	WHO (POSITION) / # IN 2023	WHY	UMPIRE (POSITION)
1. April 21 vs. Gwinnett	▼ 6	Mike Jirschele (Manager) / 1st	Balls/Strikes	Takahito Matsuda (Home Plate)
2. April 21 vs. Gwinnett	▲ 7	Dane Johnson (Pitching Coach) / 1st	Balk	Takahito Matsuda (Home Plate)
3. April 21 vs. Gwinnett	▼ 8	CJ Alexander (Designated Hitter) / 1st	Balls/Strikes	Takahito Matsuda (Home Plate)
4. May 11 @ Scranton/WB	▼ 9	Mike Jirschele (Manager) / 2nd	Hit By Pitch	Robert Nunez (Home Plate)
5. June 20 @ Rochester	▼ 6	Mike Jirschele (Manager) / 3rd	Fair/Foul on Home Run	Steven Jascinski (Home Plate)

HOME RUN BREAKDOWN

						OUTS			RUNNERS ON				TIED		GO		DIRECTION					BESTS		LAST HOME RUN					
PLAYER	2023 TOTAL	HOME	ROAD	RHP	LHP	0	1	2	0	1	2	3	GAME	AHEAD	LF	LCF	CF	RCF	RF	FT	MPH	DATE	OPPONENT	PITCHER	KIND	INN	PA	SINCE	
24 Nate Eaton	15	9	6	9	6	6	4	5	10	4	1	-	-	5	7	4	4	-	-	422	107.5	9/19	@ Columbus	T. McKenzie	Solo	▲ 4	3		
28 Tyler Gentry	15	6	9	10	5	5	3	7	7	4	4	-	2	5	7	5	2	1	-	471	106.5	9/9	@ Iowa	N. Burdi	Solo	▲ 9	27		
17 Angelo Castellano	14	10	4	12	2	3	2	9	7	6	1	-	2	3	12	2	-	-	-	401	102.8	9/19	@ Columbus	T. Ponticelli	3-Run	▲ 4	2		
Nick Loftin	14	6	8	10	4	7	3	4	7	4	3	-	2	3	6	4	4	-	-	433	107.3	8/26	vs. St. Paul	R. Dobnak	2-Run	▼ 6	14		
19 CJ Alexander	13	5	8	13	-	7	3	3	9	3	1	-	3	3	1	1	2	4	5	422	109.9	9/8	@ Iowa	M. Rucker	Solo	▲ 9	24		
Logan Porter	13	8	5	6	7	9	3	1	11	2	-	-	1	1	9	2	-	1	1	417	106.6	9/5	@ Iowa	S. Reyes	Solo	▲ 3	17		
Brewer Hicklen	8	5	3	6	2	3	2	3	4	3	1	-	-	2	3	3	1	1	-	443	109.5	7/30	@ Columbus	P. Battenfield	Solo	▲ 2	16		
0 Samad Taylor	7	3	4	3	4	3	2	2	3	3	1	-	-	3	1	1	3	2	-	422	104.5	9/8	@ Iowa	M. Rucker	2-Run	▲ 9	37		
60 José Briceño	6	3	3	6	-	-	1	5	4	2	-	-	1	1	6	-	-	-	-	401	104.7	9/19	@ Columbus	T. McKenzie	2-Run	▲ 2	4		
7 John Rave	6	3	3	2	4	2	1	3	3	1	2	-	-	1	1	1	-	2	2	406	105.7	9/16	vs. Indianapolis	W. Crowe	3-Run	▼ 5	12		
34 Devin Mann	6	4	2	6	-	2	1	3	5	1	-	-	1	1	3	2	1	-	-	415	105.7	9/13	vs. Indianapolis	B. Sulser	Solo	▼ 5	15		
Adeiny Hechavarria	6	4	2	6	-	3	1	2	3	1	1	1	1	2	-	2	2	1	1	433	103.4	8/9	vs. Iowa	K. Thompson	Solo	▼ 8	8		
Freddy Fermin	5	2	3	3	2	1	2	2	1	2	1	1	-	-	2	-	2	1	-	428	105.9	4/30	@ Nashville	R. Gasser	Solo	▲ 5	2		
8 Bubba Thompson	4	3	1	3	1	2	-	2	1	2	1	-	-	1	1	-	3	-	-	435	102.6	9/5	@ Iowa	E. Uceta	3-Run	▲ 7	50		
Nick Pratto	4	4	-	3	1	1	2	1	1	2	1	-	2	1	-	-	1	-	3	399	103.5	9/1	vs. Louisville	L. Stoudt	3-Run	▼ 5	23		
Tucker Bradley	4	3	1	3	1	2	-	2	1	2	1	-	-	1	-	1	-	1	2	392	106.3	7/14	vs. Indianapolis	K. Emanuel	Solo	▼ 5	51		
Johan Camargo	4	2	2	4	-	2	1	1	3	1	-	-	-	3	1	-	1	2	-	426	107.6	6/14	vs. Columbus	G. Williams	Solo	▼ 4	2		
Jakson Reetz	4	3	1	1	3	1	2	1	2	1	-	1	-	2	4	-	-	-	-	426	104.4	5/21	vs. Toledo	B. Bristo	Solo	▼ 7	36		
6 Clay Dungan	3	2	1	3	-	3	-	-	3	-	-	-	1	1	-	-	-	2	1	399	107.5	9/3	vs. Louisville	C. Roa	Solo	▼ 1	56		
Edward Olivares	3	2	1	2	1	1	1	1	1	2	-	-	1	1	-	-	-	-	3	364	98.1	8/27	vs. St. Paul	A. Brice	Solo	▲ 9	15		
Jermaine Palacios	3	2	1	2	1	2	-	1	1	2	-	-	-	1	2	1	-	-	-	409	101.9	7/20	vs. St. Paul	R. Henriquez	Solo	▲ 4	5		
Dairon Blanco	3	-	3	3	-	1	1	1	3	-	-	-	-	1	1	1	1	-	-	455	105.2	5/23	@ St. Paul	S.Woods Richardson	Solo	▼ 8	75		
Matt Beaty	2	1	1	2	-	2	-	-	1	1	-	-	-	1	-	-	-	1	1	382	101.2	9/17	vs. Indianapolis	R. Contreras	2-Run	▼ 6	1		
Kyle Isbel	2	1	1	2	-	1	1	-	2	-	-	-	-	2	-	-	1	-	1	406	104.3	6/23	@ Rochester	J. Adon	Solo	▼ 6	11		
Drew Waters	2	2	-	2	-	1	1	-	1	1	-	-	-	1	-	1	-	1	-	408	108.7	5/21	vs. Toledo	A. Goudeau	2-Run	▼ 1	12		
Franmil Reyes	1	1	-	-	1	-	-	1	-	1	-	-	-	-	-	1	-	-	-	389	100.8	5/7	vs. Louisville	A. Abbott	2-Run	▼ 5	1		
Maikel Garcia	1	1	-	1	-	-	1	-	1	-	-	-	-	1	-	-	-	-	1	349	94.3	4/4	vs. Toledo	A. Faedo	Solo	▼ 1	94		
168		95	73	123	45	68	40	60	95	51	19	3	17	47	67	32	28	20	21										

INNING DISTRIBUTION

1st Inning	2nd Inning	3rd Inning	4th Inning	5th Inning	6th Inning	7th Inning	8th Inning	9th Inning	10th Inning	11th Inning
21	20	25	24	22	17	14	12	13	-	-

NOTABLE STORM CHASERS HOME RUNS

BACK-TO-BACK HOMERS (2)		2-HOMER GAMES (6)		3-HOMER GAMES (0)		GRAND SLAMS (3)				
PLAYERS	DATE/OPPONENT (INN.)	PLAYER (CAREER NO.)	DATE/OPPONENT	PLAYER (CAREER NO.)	DATE/OPPONENT	PLAYER (CAREER NO.)	DATE/OPPONENT (INN.)			
Tyler Gentry & Logan Porter	4/5 vs. Toledo (6th)	Logan Porter (3rd)	4/5 vs. Toledo			Jakson Reetz (1st)	4/1 @ Indianapolis (5th)			
Logan Porter & Angelo Castellano	9/5 @ Iowa (3rd)	Freddy Fermin (4th)	4/8 vs. Toledo			Freddy Fermin (3rd)	4/8 vs. Toledo (3rd)			
		Drew Waters (3rd)	5/21 vs. Toledo			Adeiny Hechavarria (3rd)	6/22 @ Rochester (4th)			
		Nate Eaton (3rd)	6/17 vs. Columbus							
		Brewer Hicklen (9th)	7/14 vs. Indianapolis							
		Nick Pratto (4th)	9/1 vs. Louisville							
LEADOFF HOMERS (4)		INSIDE-THE PARK HOMERS (1)		PINCH-HIT HOMERS (0)		WALK-OFF HOMERS (0)				
PLAYER (CAREER NO.)	DATE/OPPONENT	PLAYER (CAREER NO.)	DATE/OPPONENT (INN.)	PLAYER (CAREER NO.)	DATE/OPPONENT (INN.)	PLAYER	DATE/OPPONENT			
Samad Taylor (1st)	6/14 vs. Columbus	John Rave (1)	6/18 vs. Columbus (3rd)							
Nate Eaton (1st)	6/17 vs. Columbus									
Clay Dungan (5th)	8/12 vs. Iowa									
Clay Dungan (6th)	9/3 vs. Louisville									
HOME RUN SITUATION	# OF	DATE OF LAST	BATTER ('23 HR #)	PITCHER	COUNT	RUNNERS ON	OUTS	INNING	SCORE @ HR	FINAL
GO-AHEAD HOME RUN	47	September 19 @ Columbus	José Briceño (6)	Triston McKenzie	0-0	1	2	▲ 2	2-1	W, 7-3
GAME-TYING HOME RUN	17	September 8 @ Iowa	CJ Alexander (13)	Michael Rucker	3-1	0	1	▲ 9	2-2	W, 4-2

NOTABLE OPPOSING HOME RUNS

BACK-TO-BACK HOMERS (6)		2-HOMER GAMES (11)		3-HOMER GAMES (1)		GRAND SLAMS (9)	
PLAYERS	DATE/OPPONENT (INN.)	PLAYER (CAREER NO.)	DATE/OPPONENT	PLAYER (CAREER NO.)	DATE/OPPONENT	PLAYER	DATE/OPPONENT (INN.)
Encarnacion-Strand & Benson	5/4 vs. Louisville (1st)	Kole Calhoun (12th)	5/9 @ Scranton/WB	Christian Encarnacion-Strand (1)	5/4 vs. Louisville	Andy Ibañez	4/6 vs. Toledo (3rd)
Jordan Walker & Moisés Gómez	5/31 vs. Memphis (6th)	Jermaine Palacios (5th)	5/17 vs. Toledo			Andrés Chaparro	5/9 @ Scranton/WB (7th)
Travis Blankenhorn & Matt Adams	6/22 @ Rochester (4th)	Moisés Gómez (7th)	5/31 vs. Memphis			José Aguiar	5/28 @ St. Paul (7th)
P.J. Higgins & Matt Mervis	8/9 vs. Iowa (1st)	Liover Peguero (5th)	7/14 vs. Indianapolis			Josua Fuentes	7/5 @ Gwinnett (3rd)
Matt Mervis & David Bote	8/11 vs. Iowa (7th)	Chase Strumpf (1st)	8/9 vs. Iowa			Endy Rodríguez	7/6 @ Gwinnett (4th)
Andrew Stevenson & Austin Martin	8/22 vs. St. Paul (1st)	Luis Vazquez (2nd)	8/9 vs. Iowa			Chase Strumpf	7/14 vs. Indianapolis (3rd)
		Tyler Nevin (1st)	8/16 @ Toledo			Pete Crow-Armstrong	8/9 vs. Iowa (8th)
		Hernán Pérez (3rd)	8/25 vs. Toledo			Pete Crow-Armstrong	9/5 @ Iowa (9th)
		Henry Ramos (7th)	9/1 vs. Louisville			Pete Crow-Armstrong	9/10 @ Iowa (6th)
		Jared Young (5th)	9/5 @ Iowa				
		Kyle Manzardo (3rd)	9/19 @ Columbus				
LEADOFF HOMERS (7)		INSIDE-THE PARK HOMERS (0)		PINCH-HIT HOMERS (0)		WALK-OFF HOMERS (2)	
PLAYER	DATE/OPPONENT	PLAYER	DATE/OPPONENT (INN.)	PLAYER	DATE/OPPONENT (INN.)	PLAYER	DATE/OPPONENT
Christopher Morel	4/14 @ Iowa					Michael Hermosillo	5/10 @ Scranton/WB
Forrest Wall	4/19 vs. Gwinnett					Ben Rortvedt	5/13 @ Scranton/WB
Michael Siani	5/3 vs. Louisville						
Michael Siani	5/5 vs. Louisville						
Nick Gonzales	6/9 @ Indianapolis						
Andrew Stevenson	8/22 vs. St. Paul						
Jacob Hurtubise	9/1 vs. Louisville						

HR #	PLAYER (SEASON #)	GM # - DATE	OPPONENT	PITCHER	PITCH TYPE	DIRECTION	ON BASE	INNING	OUTS	COUNT	SCORE	FINAL	DISTANCE	EXIT VELO	LAUNCH ANGLE
1.	Logan Porter (1)	2 - April 1	@ Indianapolis	Caleb Smith (L)	4-seam FB	LF	0	▲4	1	2-2	3-0	W, 12-1	417 ft	106.6 mph	32°
2.	Jakson Reetz (1)	2 - April 1	@ Indianapolis	Caleb Smith (L)	Slider	LF	3	▲5	2	2-1	8-0	W, 12-1	408 ft	103.9 mph	25°
3.	Dairon Blanco (1)	3 - April 2	@ Indianapolis	Mike Burrows	4-seam FB	LCF	0	▲5	2	3-2	1-3	W, 8-3	411 ft	105.2 mph	23°
4.	Samad Taylor (1)	3 - April 2	@ Indianapolis	J.C. Flowers	4-seam FB	LF	0	▲8	0	2-1	2-3	W, 8-3	334 ft	104.5 mph	22°
5.	Nick Loftin (1)	3 - April 2	@ Indianapolis	Daniel Zamora (L)	4-seam FB	LF	2	▲8	1	1-2	5-3	W, 8-3	362 ft	97.2 mph	29°
6.	Maikel Garcia (1)	4 - April 4	vs. Toledo	Alex Faedo	4-seam FB	RF	0	▼1	1	2-1	1-0	L, 9-2	349 ft	94.3 mph	35°
7.	Tyler Gentry (1)	5 - April 5	vs. Toledo	Tyler Holton (L)	Cutter	CF	2	▼6	0	2-0	3-1	L, 7-6	417 ft	106.5 mph	27°
8.	Logan Porter (2)	5 - April 5	vs. Toledo	Tyler Holton (L)	Slider	LF	0	▼6	0	3-1	4-1	L, 7-6	346 ft	103.3 mph	37°
9.	Logan Porter (3)	5 - April 5	vs. Toledo	Matt Wisler	4-seam FB	RCF	0	▼8	0	2-2	5-6	L, 7-6	364 ft	94.2 mph	34°
10.	Nick Loftin (2)	6 - April 6	vs. Toledo	Brenan Haniffee	Slider	LCF	0	▼2	0	2-2	1-1	L, 8-5	401 ft	101.8 mph	32°
11.	CJ Alexander (1)	6 - April 6	vs. Toledo	Brenan Haniffee	Sinker	CF	0	▼4	1	2-2	3-6	L, 8-5	409 ft	101.1 mph	35°
12.	Logan Porter (4)	7 - April 7	vs. Toledo	Reese Olson	4-seam FB	LF	0	▼3	0	3-2	5-2	W, 9-4	395 ft	104.3 mph	45°
13.	Freddy Fermin (1)	8 - April 8	vs. Toledo	Will Vest	Slider	CF	3	▼3	2	0-0	6-1	W, 13-8	401 ft	102.1 mph	42°
14.	Angelo Castellano (1)	8 - April 8	vs. Toledo	Will Vest	4-seam FB	LCF	1	▼4	0	2-0	8-1	W, 13-8	401 ft	102.8 mph	33°
15.	Freddy Fermin (2)	8 - April 8	vs. Toledo	Ashton Goudeau	Changeup	CF	1	▼5	0	1-1	10-1	W, 13-8	428 ft	105.9 mph	28°
16.	CJ Alexander (2)	8 - April 8	vs. Toledo	Ashton Goudeau	Changeup	LF	0	▼7	0	1-0	11-8	W, 13-8	351 ft	92.4 mph	43°
17.	Angelo Castellano (2)	9 - April 9	vs. Toledo	Alex Faedo	4-seam FB	LF	0	▼3	1	0-0	1-0	L, 8-2	373 ft	98.0 mph	25°
18.	Samad Taylor (2)	10 - April 11	@ Iowa	Roenis Elias (L)	4-seam FB	CF	2	▲5	2	0-2	3-9	L, 9-6	405 ft	100.9 mph	25°
19.	Freddy Fermin (3)	10 - April 11	@ Iowa	Brandon Hughes (L)	4-seam FB	LF	1	▲6	2	0-1	6-9	L, 9-6	398 ft	100.3 mph	33°
20.	CJ Alexander (3)	11 - April 12	@ Iowa	Riley Thompson	Changeup	RF	0	▲2	0	1-0	2-1	W, 10-6	394 ft	104.3 mph	24°
21.	Tyler Gentry (2)	11 - April 12	@ Iowa	Riley Thompson	Slider	LF	0	▲3	2	1-2	3-1	W, 10-6	393 ft	103.3 mph	26°
22.	Tucker Bradley (1)	11 - April 12	@ Iowa	Rowan Wick	4-seam FB	RCF	1	▲6	2	1-1	7-3	W, 10-6	392 ft	98.2 mph	29°
23.	Nick Loftin (3)	11 - April 12	@ Iowa	Anthony Kay (L)	Slider	CF	0	▲8	0	2-1	8-6	W, 10-6	420 ft	104.3 mph	28°
24.	Nick Loftin (4)	12 - April 13	@ Iowa	Nick Neidert	4-seam FB	LF	0	▲4	2	3-2	1-11	L, 14-1	370 ft	100.4 mph	38°
25.	Nick Pratto (1)	15 - April 19	vs. Gwinnett	Beau Burrows	Slider	CF	0	▼2	0	1-2	1-1	L, 6-2	399 ft	100.2 mph	26°
26.	Logan Porter (5)	15 - April 19	vs. Gwinnett	Beau Burrows	Slider	LF	0	▼4	1	1-2	2-3	L, 6-2	350 ft	94.9 mph	50°
27.	CJ Alexander (4)	17 - April 21	vs. Gwinnett	Allan Winans	Changeup	RF	0	▼2	2	0-0	1-1	L, 7-3	395 ft	96.2 mph	37°
28.	Nick Pratto (2)	18 - April 22	vs. Gwinnett	Dylan Dodd (L)	Changeup	RF	1	▼1	2	3-1	2-0	L, 5-2	350 ft	88.4 mph	39°
29.	Nate Eaton (1)	22 - April 27	@ Nashville	Janson Junk	Sweeper	LF	0	▲2	2	2-2	1-0	W, 2-1	403 ft	103.0 mph	32°
30.	Freddy Fermin (4)	24 - April 29	@ Nashville	Robert Stock	4-seam FB	RCF	2	▲1	1	3-1	4-0	L, 6-5 (10)	381 ft	104.3 mph	23°
31.	Tyler Gentry (3)	25 - April 30	@ Nashville	Robert Gasser (L)	4-seam FB	LF	1	▲3	2	1-0	2-1	W, 10-6	391 ft	100.6 mph	33°
32.	Logan Porter (6)	25 - April 30	@ Nashville	Robert Gasser (L)	Slider	LF	0	▲4	0	2-1	3-1	W, 10-6	389 ft	102.3 mph	29°
33.	Freddy Fermin (5)	25 - April 30	@ Nashville	Robert Gasser (L)	Changeup	LF	0	▲5	1	2-0	5-1	W, 10-6	368 ft	94.8 mph	35°
34.	Nick Loftin (5)	28 - May 4	vs. Louisville	Silvino Bracho	Slider	LF	0	▼7	0	0-0	8-11	L, 12-10	365 ft	101.1 mph	19°
35.	Jakson Reetz (2)	29 - May 5	vs. Louisville	Brandon Williamson (L)	4-seam FB	LF	1	▼2	1	0-0	2-1	W, 6-2	346 ft	100.2 mph	27°
36.	Nick Loftin (6)	29 - May 5	vs. Louisville	Brandon Williamson (L)	Slider	CF	0	▼6	0	0-0	3-1	W, 6-2	395 ft	105.6 mph	24°
37.	Angelo Castellano (3)	30 - May 6	vs. Louisville	Ryan Nutof	Curveball	LF	1	▼7	2	2-2	8-8	W, 11-9	376 ft	95.2 mph	29°
38.	Jakson Reetz (3)	31 - May 7	vs. Louisville	Andrew Abbott (L)	Changeup	LF	0	▼4	1	2-0	1-0	L, 4-3	426 ft	104.4 mph	32°
39.	Franmil Reyes (1)	31 - May 7	vs. Louisville	Andrew Abbott (L)	Curveball	LCF	1	▼5	2	3-2	3-0	L, 4-3	389 ft	100.8 mph	29°
40.	Clay Dungan (1)	32 - May 9	@ Scranton/WB	Mitch Spence	4-seam FB	RCF	0	▲3	0	1-0	2-2	L, 14-2	388 ft	104.0 mph	28°
41.	Dairon Blanco (2)	33 - May 10	@ Scranton/WB	Luis Severino	Changeup	LF	0	▲3	0	0-1	1-1	L, 4-3	377 ft	99.6 mph	24°
42.	CJ Alexander (5)	34 - May 11	@ Scranton/WB	Colten Brewer	Slider	CF	0	▲9	0	1-1	3-1	W, 4-3 (11)	422 ft	106.4 mph	23°
43.	CJ Alexander (6)	36 - May 13	@ Scranton/WB	Greg Weissert	Sweeper	RF	0	▲6	1	0-0	4-3	L, 8-6	377 ft	102.7 mph	39°
44.	CJ Alexander (7)	37 - May 14	@ Scranton/WB	Mitch Spence	4-seam FB	RCF	0	▲2	0	3-2	1-1	W, 6-3	416 ft	109.9 mph	24°
45.	Brewer Hicklen (1)	37 - May 14	@ Scranton/WB	D.J. Snelten (L)	Changeup	LF	0	▲9	0	2-1	4-3	W, 6-3	344 ft	109.5 mph	25°
46.	Samad Taylor (3)	37 - May 14	@ Scranton/WB	D.J. Snelten (L)	4-seam FB	RCF	1	▲9	2	3-1	6-3	W, 6-3	346 ft	95.2 mph	29°
47.	Samad Taylor (4)	39 - May 17	vs. Toledo	Zach Logue (L)	4-seam FB	RCF	1	▼1	0	0-1	2-1	W, 16-8	372 ft	100.0 mph	30°
48.	Logan Porter (7)	39 - May 17	vs. Toledo	Zach Logue (L)	4-seam FB	LF	1	▼1	0	0-0	4-1	W, 16-8	401 ft	102.3 mph	38°
49.	Angelo Castellano (4)	39 - May 17	vs. Toledo	Miguel Del Pozo (L)	4-seam FB	LF	1	▼5	2	1-0	10-5	W, 16-8	385 ft	99.2 mph	26°
50.	Brewer Hicklen (2)	40 - May 18	vs. Toledo	Miguel Diaz	Sinker	LCF	2	▼8	0	2-0	9-0	W, 9-0	443 ft	108.4 mph	32°
51.	Drew Waters (1)	43 - May 21	vs. Toledo	Ashton Goudeau	4-seam FB	RCF	0	▼3	0	1-1	1-2	W, 8-4	408 ft	108.7 mph	29°
52.	Drew Waters (2)	43 - May 21	vs. Toledo	Ashton Goudeau	Changeup	LCF	1	▼4	1	2-0	4-3	W, 8-4	366 ft	99.5 mph	32°
53.	Tucker Bradley (2)	43 - May 21	vs. Toledo	Seth Elledge	Sinker	LCF	1	▼6	0	1-1	6-4	W, 8-4	388 ft	100.5 mph	28°
54.	Jakson Reetz (4)	43 - May 21	vs. Toledo	Braden Bristo	Sweeper	LF	0	▼7	0	2-1	8-4	W, 8-4	412 ft	104.1 mph	36°
55.	Dairon Blanco (3)	44 - May 23	@ St. Paul	Simeon Woods Richardson	4-seam FB	CF	0	▲4	1	1-1	4-0	W, 6-1	455 ft	104.5 mph	28°
56.	Nick Loftin (7)	45 - May 24	@ St. Paul	Brent Headrick (L)	Changeup	LF	2	▲3	1	2-2	3-5	L, 6-5	433 ft	103.7 mph	24°
57.	Nick Loftin (8)	46 - May 25	@ St. Paul	Cody Lawersyson	Sweeper	LF	2	▲7	0	1-2	4-4	L, 8-6	357 ft	97.3 mph	22°
58.	Johan Camargo (1)	48 - May 27	@ St. Paul	Randy Dobnak	Changeup	CF	0	▲5	0	1-2	1-3	L, 14-1	426 ft	102.2 mph	26°
59.	Nick Loftin (9)	50 - May 30	vs. Memphis	Jake Woodford	Curveball	LF	1	▼1	2	0-0	2-1	W, 7-6	370 ft	91.0 mph	29°
60.	Tyler Gentry (4)	50 - May 30	vs. Memphis	Connor Thomas (L)	Slider	LCF	1	▼3	0	2-1	4-1	W, 7-6	471 ft	103.6 mph	27°
61.	Johan Camargo (2)	52 - June 1	vs. Memphis	Dakota Hudson	Slider	RCF	1	▼4	2	0-2	2-1	L, 12-6	393 ft	98.2 mph	31°
62.	Brewer Hicklen (3)	52 - June 1	vs. Memphis	Ryan Loutos	Sinker	CF	0	▼7	0	1-0	4-10	L, 12-6	425 ft	105.8 mph	33°
63.	CJ Alexander (8)	52 - June 1	vs. Memphis	Ryan Loutos	Cutter	RCF	1	▼8	0	2-2	5-12	L, 12-6	400 ft	102.8 mph	30°
64.	Nate Eaton (2)	53 - June 2	vs. Memphis	Tommy Parsons	4-seam FB	LF	0	▼1	1	0-0	1-0	W, 10-9 (10)	330 ft	103.3 mph	46°
65.	Johan Camargo (3)	56 - June 6	@ Indianapolis	Yerry De Los Santos	Sinker	RCF	0	▲9	0	3-1	3-2	W, 4-2	399 ft	107.6 mph	22°
66.	CJ Alexander (9)	57 - June 7	@ Indianapolis	Quinn Priester	Curveball	RCF	2	▲2	0	1-2	3-2	W, 9-7	404 ft	101.3 mph	34°
67.	CJ Alexander (10)	58 - June 8	@ Indianapolis	Eli Villalobos	4-seam FB	RCF	1	▲7	2	2-1	14-7	W, 15-7	408 ft	108.5 mph	35°
68.	Brewer Hicklen (4)	59 - June 9	@ Indianapolis	Kent Emanuel (L)	Sinker	RCF	1	▲4	1	1-1	5-1	W, 6-2	410 ft	106.9 mph	26°
69.	Tyler Gentry (5)	60 - June 10	@ Indianapolis	Hunter Stratton	Slider	LF	2	▲5	2	0-2	3-2	W, 9-5	431 ft	106.0 mph	28°
70.	Samad Taylor (5)	61 - June 13	vs. Columbus	Joey Cantillo (L)	4-seam FB	LCF	0	▼6	1	1-1	1-2	W, 6-5	395 ft	102.4 mph	27°
71.	Brewer Hicklen (5)	61 - June 13	vs. Columbus	Michael Kelly	Slider	LF	1	▼8	2	2-1	6-5	W, 6-5	422 ft	108.1 mph	28°
72.	Samad Taylor (6)	62 - June 14	vs. Columbus	Gavin Williams	4-seam FB	CF	0	▼1	0	2-1	1-0	W, 6-1	422 ft	104.5 mph	27°
73.	Johan Camargo (4)	62 - June 14	vs. Columbus	Gavin Williams	4-seam FB	LF	0	▼4	1	0-2	2-1	W, 6-1	324 ft	90.8 mph	34°
74.	Tyler Gentry (6)	62 - June 14	vs. Columbus	Caleb Simpson	4-seam FB	LCF	1	▼7	2	0-1	6-1	W, 6-1	388 ft	101.2 mph	24°
75.	Kyle Isbel (1)	64 - June 16	vs. Columbus	Thomas Ponticelli	Sweeper	CF	0	▼1	1	1-0	1-1	W, 4-1	406 ft	104.3 mph	23°
76.	Nate Eaton (3)	65 - June 17	vs. Columbus	Jhon Romero	4-seam FB	CF	0	▼1	0	0-0	1-0	W, 13-4	412 ft	103.0 mph	33°
77.	Nate Eaton (4)	65 - June 17	vs. Columbus	Caleb Baragar (L)	4-seam FB	LF	0	▼3	0	2-2	2-0	W, 13-4	410 ft	103.8 mph	37°
78.	Jermaine Palacios (1)	66 - June 18	vs. Columbus	Joey Cantillo (L)	Changeup	LCF	1	▼2	2	1-1	2-0	W, 6-4	409 ft	101.9 mph	29°
79.	John Rave (1)	66 - June 18	vs. Columbus	Joey Cantillo (L)	4-seam FB	LCF	2	▼3	2	1-2	6-1	W, 6-4	ITP	96.5 mph	26°
80.	Adeiny Hechavarria (1)	69 - June 22	@ Rochester	Tommy Romero	4-seam FB	LCF	3	▲4	2	3-0	4-2	W, 8-4	411 ft	100.5 mph	29°
81.	Kyle Isbel (2)	70 - June 23	@ Rochester	Joan Adon	4-seam FB	RF	0	▲4	0	3-2	1-0	W, 4-2	375 ft	102.8 mph	32°
82.	John Rave (2)	71 - June 24	@ Rochester	Anthony Banda (L)	Slider	RCF	0	▲4	2	1-1	1-0	L, 3-2	406 ft	101.9 mph	24°

HR #	PLAYER (SEASON #)	GM # - DATE	OPPONENT	PITCHER	PITCH TYPE	DIRECTION	ON BASE	INNING	OUTS	COUNT	SCORE	FINAL	DISTANCE	EXIT VELO	LAUNCH ANGLE
83.	Adeiny Hechavarria (2)	74 - June 29	vs. Iowa	Riley Thompson	4-seam FB	LCF	0	▼2	1	1-1	1-2	W, 8-3	387 ft	97.1 mph	36°
84.	Angelo Castellano (5)	74 - June 29	vs. Iowa	Riley Thompson	Sinker	LF	1	▼2	1	0-0	3-2	W, 8-3	396 ft	99.6 mph	30°
85.	John Rave (3)	74 - June 29	vs. Iowa	Brendon Little (L)	Sinker	LF	0	▼7	2	3-1	8-2	W, 8-3	366 ft	98.0 mph	32°
86.	Tucker Bradley (3)	76 - July 2 (G1)	vs. Iowa	Chris Clarke	Slider	RF	1	▼3	2	1-0	5-1	W, 11-1 (7)	355 ft	90.5 mph	36°
87.	Angelo Castellano (6)	76 - July 2 (G1)	vs. Iowa	Rowan Wick	4-seam FB	LF	0	▼5	2	1-2	8-1	W, 11-1 (7)	385 ft	102.5 mph	21°
88.	Nate Eaton (5)	77 - July 2 (G2)	vs. Iowa	Nick Neidert	Curveball	CF	0	▼4	2	0-0	2-1	L, 6-2 (7)	422 ft	103.0 mph	28°
89.	Tyler Gentry (7)	78 - July 3	vs. Iowa	Ben Brown	Slider	LF	0	▼4	1	2-2	2-4	L, 7-6	352 ft	98.7 mph	22°
90.	Logan Porter (8)	80 - July 5	@ Gwinnett	Justus Sheffield (L)	Sinker	LF	0	▲3	0	0-0	4-1	L, 8-7 (10)	383 ft	97.8 mph	40°
91.	Nate Eaton (6)	80 - July 5	@ Gwinnett	Nick Margevicius (L)	Changeup	CF	1	▲1	1	2-1	3-1	L, 9-6	417 ft	101.3 mph	32°
92.	Tyler Gentry (8)	80 - July 5	@ Gwinnett	Derek Rodriguez	4-seam FB	LCF	2	▲6	2	2-0	6-7	L, 9-6	410 ft	104.3 mph	24°
93.	Logan Porter (9)	82 - July 7	@ Gwinnett	Jared Shuster (L)	Changeup	LCF	0	▲1	2	2-1	1-0	W, 7-1	400 ft	103.6 mph	26°
94.	Jermaine Palacios (2)	82 - July 7	@ Gwinnett	Matt Swarmer	Slider	LF	1	▲6	0	1-2	4-1	W, 7-1	357 ft	95.3 mph	28°
95.	Brewer Hicklen (5)	84 - July 14	vs. Indianapolis	Wil Crowe	-	LCF	0	▼2	1	0-0	2-10	L, 13-5	441 ft	-	-
96.	Tucker Bradley (4)	84 - July 14	vs. Indianapolis	Kent Emanuel (L)	Sinker	RF	0	▼5	0	2-0	3-11	L, 13-5	415 ft	106.3 mph	33°
97.	Brewer Hicklen (6)	84 - July 14	vs. Indianapolis	Juan Minaya	Slider	RF	1	▼9	2	0-0	5-13	L, 13-5	428 ft	108.5 mph	26°
98.	Tyler Gentry (9)	85 - July 15	vs. Indianapolis	Cam Alldred (L)	Slider	LF	2	▼2	1	0-2	3-0	W, 8-3	355 ft	97.1 mph	23°
99.	Logan Porter (10)	85 - July 15	vs. Indianapolis	Jose Hernandez (L)	4-seam FB	LCF	1	▼3	1	2-1	5-1	W, 8-3	382 ft	97.7 mph	29°
100.	CJ Alexander (11)	85 - July 15	vs. Indianapolis	Hunter Stratton	Cutter	RF	1	▼7	2	1-2	8-2	W, 8-3	382 ft	97.2 mph	37°
101.	Adeiny Hechavarria (3)	86 - July 16	vs. Indianapolis	Jared Jones	4-seam FB	RF	2	▼4	2	3-1	3-3	L, 11-4	396 ft	99.3 mph	35°
102.	Nate Eaton (7)	86 - July 16	vs. Indianapolis	Kyle Nicolas	4-seam FB	CF	0	▼6	0	0-0	4-10	L, 11-4	413 ft	101.9 mph	29°
103.	Nate Eaton (8)	88 - July 19	vs. St. Paul	Aaron Sanchez	Changeup	LCF	1	▼9	1	2-0	4-9	L, 9-4	396 ft	104.1 mph	37°
104.	Jermaine Palacios (3)	89 - July 20	vs. St. Paul	Ronny Henriquez	4-seam FB	LF	0	▼5	0	2-0	2-0	L, 6-5	364 ft	96.0 mph	30°
105.	Nick Loftin (10)	95 - July 28	@ Columbus	Thomas Ponticelli	Slider	LCF	0	▲1	2	0-0	1-0	W, 7-6	407 ft	101.6 mph	26°
106.	Nate Eaton (9)	95 - July 28	@ Columbus	Thomas Ponticelli	Sweeper	LF	1	▲2	0	1-2	3-0	W, 7-6	398 ft	107.3 mph	24°
107.	John Rave (4)	95 - July 28	@ Columbus	Randy Labaut (L)	4-seam FB	RCF	0	▲6	0	0-0	4-2	W, 7-6	377 ft	99.0 mph	28°
108.	Angelo Castellano (7)	95 - July 28	@ Columbus	Jhon Romero	Slider	LF	1	▲6	2	2-2	6-2	W, 7-6	356 ft	99.4 mph	22°
109.	Tyler Gentry (10)	97 - July 29	@ Columbus	Joey Cantillo (L)	4-seam FB	CF	0	▲2	0	3-2	1-0	L, 6-3	399 ft	103.0 mph	24°
110.	Matt Beaty (1)	98 - July 30	@ Columbus	Peyton Battenfield	4-seam FB	RCF	0	▲1	1	1-0	1-0	W, 7-5	376 ft	101.2 mph	23°
111.	Brewer Hicklen (8)	98 - July 30	@ Columbus	Peyton Battenfield	4-seam FB	LF	0	▲2	2	0-1	2-0	W, 7-5	373 ft	96.0 mph	25°
112.	Tyler Gentry (11)	98 - July 30	@ Columbus	Peyton Battenfield	Cutter	RCF	0	▲5	0	0-1	3-1	W, 7-5	370 ft	97.5 mph	26°
113.	Adeiny Hechavarria (4)	98 - July 30	@ Columbus	Peyton Battenfield	4-seam FB	CF	1	▲5	0	0-0	5-1	W, 7-5	433 ft	102.3 mph	26°
114.	Nick Loftin (11)	98 - July 30	@ Columbus	Peyton Battenfield	Cutter	CF	1	▲5	2	1-1	7-1	W, 7-5	400 ft	100.9 mph	24°
115.	Jose Briceño (1)	102 - August 4	@ Louisville	Levi Stoudt	Slider	LF	0	▲3	1	2-2	1-1	L, 8-3	385 ft	95.8 mph	24°
116.	CJ Alexander (12)	102 - August 4	@ Louisville	Ryan Nutof	Cutter	RF	0	▲7	0	0-0	3-8	L, 8-3	349 ft	101.7 mph	25°
117.	Tyler Gentry (12)	104 - August 6	@ Louisville	Christian Roa	Slider	LF	0	▲3	2	0-2	1-1	L, 5-4	361 ft	99.5 mph	24°
118.	Adeiny Hechavarria (5)	105 - August 8	vs. Iowa	Nick Neidert	4-seam FB	CF	0	▼3	0	1-0	1-0	L, 8-2	413 ft	103.4 mph	22°
119.	Devin Mann (1)	105 - August 8	vs. Iowa	Nick Neidert	Curveball	LF	0	▼6	2	0-0	2-2	L, 8-2	386 ft	103.8 mph	25°
120.	Adeiny Hechavarria (6)	106 - August 9	vs. Iowa	Keegan Thompson	4-seam FB	RF	0	▼8	0	3-2	1-16	L, 20-1	346 ft	95.4 mph	30°
121.	Nate Eaton (10)	107 - August 10	vs. Iowa	Jordan Wicks (L)	Changeup	LCF	0	▼4	2	1-1	1-1	L, 10-3	367 ft	95.0 mph	31°
122.	Jose Briceño (2)	107 - August 10	vs. Iowa	Chris Clarke	Sinker	LF	0	▼7	2	2-1	2-8	L, 10-3	397 ft	98.0 mph	25°
123.	Nate Eaton (11)	108 - August 11	vs. Iowa	Bailey Horn (L)	Curveball	LCF	0	▼8	0	2-2	3-8	L, 9-4	403 ft	101.1 mph	29°
124.	Clay Dungan (2)	109 - August 12	vs. Iowa	Tyler Duffey	4-seam FB	RF	0	▼1	0	1-0	1-2	L, 7-4	399 ft	107.5 mph	26°
125.	Nick Loftin (12)	109 - August 12	vs. Iowa	Tyler Duffey	4-seam FB	LCF	1	▼3	1	3-2	3-4	L, 7-4	400 ft	98.6 mph	28°
126.	Tyler Gentry (13)	109 - August 12	vs. Iowa	Tyler Duffey	Slider	LCF	0	▼3	2	1-1	4-4	L, 7-4	425 ft	104.1 mph	26°
127.	Edward Olivares (1)	110 - August 15	@ Toledo	Spencer Turnbull	4-seam FB	RF	1	▲1	0	0-1	2-0	W, 11-8	364 ft	98.0 mph	30°
128.	Nick Loftin (13)	111 - August 16	@ Toledo	Keider Montero	Curveball	CF	0	▲3	0	0-0	1-2	L, 8-2	420 ft	104.7 mph	26°
129.	Jose Briceño (3)	112 - August 17	@ Toledo	Miguel Diaz	Sinker	LF	1	▲9	2	2-1	2-4	L, 4-2	401 ft	104.7 mph	26°
130.	Angelo Castellano (8)	114 - August 19	@ Toledo	Zach Logue (L)	Curveball	LF	0	▲3	2	1-0	1-1	W, 5-3	394 ft	100.2 mph	27°
131.	Devin Mann (2)	114 - August 19	@ Toledo	Rony Garcia	4-seam FB	LCF	0	▲5	0	2-0	5-2	W, 5-3	415 ft	105.7 mph	30°
132.	Bubba Thompson (1)	116 - August 22	vs. St. Paul	Louie Varland	4-seam FB	LF	1	▼2	2	1-1	5-2	W, 14-4	364 ft	92.0 mph	28°
133.	Devin Mann (3)	117 - August 23	vs. St. Paul	Patrick Murphy	4-seam FB	LCF	0	▼4	2	1-2	1-3	L, 6-2	405 ft	98.8 mph	37°
134.	Angelo Castellano (9)	117 - August 23	vs. St. Paul	Patrick Murphy	Curveball	LCF	0	▼5	2	1-2	2-4	L, 6-2	377 ft	97.2 mph	41°
135.	Edward Olivares (2)	117 - August 23	vs. St. Paul	Kody Funderburk (L)	Sinker	RF	1	▼8	2	1-0	4-4	L, 6-2	351 ft	98.1 mph	34°
136.	Nick Loftin (14)	120 - August 26	vs. St. Paul	Randy Dobnak	Slider	LCF	1	▼6	0	1-2	5-2	W, 7-3	380 ft	107.3 mph	19°
137.	Bubba Thompson (2)	121 - August 27	vs. St. Paul	Michael Boyle (L)	4-seam FB	CF	0	▼1	0	0-0	1-0	W, 5-3	435 ft	102.6 mph	29°
138.	Nate Eaton (12)	121 - August 27	vs. St. Paul	Michael Boyle (L)	Slider	LF	2	▼1	2	0-0	4-0	W, 5-3	387 ft	106.1 mph	26°
139.	Edward Olivares (3)	121 - August 27	vs. St. Paul	Austin Brice	Sinker	RF	0	▼5	1	0-0	5-3	W, 5-3	361 ft	97.9 mph	31°
140.	Logan Porter (11)	122 - August 29	vs. Louisville	Christian Roa	4-seam FB	LF	0	▼2	0	3-1	1-3	W, 4-3	414 ft	103.8 mph	29°
141.	Devin Mann (4)	123 - August 30	vs. Louisville	Michael Mariot	4-seam FB	LF	1	▼2	0	0-0	2-0	W, 4-2	370 ft	97.9 mph	27°
142.	Logan Porter (12)	123 - August 30	vs. Louisville	Michael Mariot	Sinker	LF	0	▼5	0	2-1	4-0	W, 4-2	364 ft	95.2 mph	28°
143.	Angelo Castellano (10)	124 - August 31	vs. Louisville	Alan Busenitz	Sweeper	LF	1	▼9	2	0-1	4-5	L, 5-4	372 ft	96.0 mph	26°
144.	Nick Pratto (3)	125 - September 1	vs. Louisville	Randy Wynne	Curveball	RF	1	▼1	1	0-0	2-2	L, 12-7	375 ft	99.0 mph	33°
145.	Nick Pratto (4)	125 - September 1	vs. Louisville	Levi Stoudt	4-seam FB	RF	2	▼5	2	1-2	5-7	L, 12-7	383 ft	103.5 mph	26°
146.	Bubba Thompson (3)	125 - September 1	vs. Louisville	Levi Stoudt	Slider	CF	1	▼9	0	2-2	7-12	L, 12-7	409 ft	99.8 mph	29°
147.	Clay Dungan (3)	127 - September 3	vs. Louisville	Christian Roa	4-seam FB	RCF	0	▼1	0	0-0	1-0	W, 7-1	387 ft	103.8 mph	24°
148.	Logan Porter (13)	128 - September 5	@ Iowa	Samuel Reyes	4-seam FB	RF	0	▲3	0	1-0	1-1	W, 10-9	347 ft	95.1 mph	34°
149.	Angelo Castellano (11)	128 - September 5	@ Iowa	Samuel Reyes	Slider	LF	0	▲3	0	1-2	2-1	W, 10-9	370 ft	96.5 mph	29°
150.	Devin Mann (5)	128 - September 5	@ Iowa	Chris Clarke	4-seam FB	CF	0	▲5	1	2-2	6-2	W, 10-9	415 ft	102.8 mph	26°
151.	Bubba Thompson (4)	128 - September 5	@ Iowa	Edwin Uceta	Sinker	CF	2	▲7	2	2-2	10-2	W, 10-9	400 ft	101.4 mph	25°
152.	Tyler Gentry (14)	129 - September 6	@ Iowa	Galeb Kilian	Sinker	LF	2	▲1	1	0-0	4-0	W, 11-7	406 ft	101.8 mph	35°
153.	Nate Eaton (13)	130 - September 7	@ Iowa	Nick Neidert	4-seam FB	LCF	0	▲4	0	1-1	3-2	W, 10-2	385 ft	104.5 mph	26°
154.	CJ Alexander (3)	131 - September 8	@ Iowa	Michael Rucker	4-seam FB	LCF	0	▲9	0	3-1	2-2	W, 4-2	377 ft	101.9 mph	29°
155.	Samad Taylor (7)	131 - September 8	@ Iowa	Michael Rucker	Curveball	CF	1	▲9	1	2-2	4-2	W, 4-2	411 ft	102.3 mph	29°
156.	Nate Eaton (14)	132 - September 9	@ Iowa	Brandon Hughes (L)	4-seam FB	LF	1	▲4	2	0-0	2-4	L, 8-3	403 ft	106.8 mph	27°
157.	Tyler Gentry (15)	132 - September 9	@ Iowa	Nick Burdi	4-seam FB	LCF	0	▲9	0	3-2	3-8	L, 8-3	409 ft	106.2 mph	23°
158.	John Rave (5)	133 - September 10	@ Iowa	Cam Sanders	Changeup	RF	1	▲9	0	1-1	3-9	L, 9-3	370 ft	96.8 mph	28°
159.	Devin Mann (6)	135 - September 13	vs. Indianapolis	Beau Sulser	4-seam FB	LF	0	▼7	2	0-0	3-5	L, 5-4	336 ft	94.3 mph	24°
160.	Jose Briceño (4)	135 - September 13	vs. Indianapolis	Kyle Nicolas	Slider	LF	0	▼8	1	1-1	4-5	L, 5-4	343 ft	89.6 mph	25°
161.	Angelo Castellano (12)	136 - September 14	vs. Indianapolis	Dauri Moreta	Slider	LF	0	▼8	2	1-1	1-2	L, 4-1	345 ft	92.1 mph	27°
162.	John Rave (6)	138 - September 16	vs. Indianapolis	Wil Crowe	4-seam FB	RF	2	▼5	1	3-2	6-2	W, 9-2	403 ft	105.7 mph	28°
163.	Jose Briceño (5)	139 - September 17	vs. Indianapolis	Roansy Contreras	Slider	LF	0	▼3	2	1-2	5-1	W, 11-5	369 ft	95.2 mph	24°
164.	Angelo Castellano (13)	139 - September 17	vs. Indianapolis	Roansy Contreras	4-seam FB	LF	0	▼6	0	0-0	6-2	W, 11-5	352 ft	96.4 mph	32°
165.	Matt Beaty (2)	139 - September 17	vs. Indianapolis	Roansy Contreras	Slider	RF	1	▼6	2	2-1	8-2	W, 11-5	382 ft	99.4 mph	39°
166.	Jose Briceño (6)	140 - September 19	@ Columbus	Triston McKenzie	Cutter	LF	1	▲2	2	0-0	2-1	W, 7-3	366 ft	99.1 mph	22°
167.	Nate Eaton (15)	140 - September 19	@ Columbus	Triston McKenzie	4-seam FB	LF	0	▲4	1	0-0	3-1	W, 7-3	410 ft	107.5 mph	24°
168.	Angelo Castellano (14)	140 - September 19	@ Columbus	Thomas Ponticelli	4-seam FB	LF	2	▲4	2	1-1	6-1	W, 7-3	367 ft	99.2 mph	24°

														STORM CHASERS					OPPONENT				
GM #	MARCH	OPPONENT	SCORE	RECORD	STANDINGS, DIV	WIN	LOSS	SAVE	TEMP.	1ST PITCH	TIME	ATT.	HOME ATT.	R	H	E	LO	R	H	E	LO		
1.	3/31	@ Indianapolis	W, 8-6	1-0	1st +0.5	C. Snider (1-0)	Y. De Los Santos (0-1)	J. Staumont (1)	66°	7:05 PM	2:54	8,095		8	12	0	14	6	11	2	7		
														STORM CHASERS					OPPONENT				
GM #	APRIL	OPPONENT	SCORE	RECORD	STANDINGS, DIV	WIN	LOSS	SAVE	TEMP.	1ST PITCH	TIME	ATT.	HOME ATT.	R	H	E	LO	R	H	E	LO		
2.	4/1	@ Indianapolis	W, 12-1	2-0	1st +1.0	D. Parrish (1-0)	C. Smith (0-1)	-	42°	1:37 PM	2:26	4,012		12	16	0	11	1	5	2	3		
3.	4/2	@ Indianapolis	W, 8-3	3-0	1st +1.0	J. Kowar (1-0)	D. Zamora (0-1)	-	49°	1:36 PM	2:53	4,240		8	12	0	9	3	11	2	10		
4.	4/4	TOLEDO	L, 9-2	3-1	2nd -0.5	B. White (1-0)	M. Castillo (0-1)	-	55°	6:42 PM	2:27	3,200	3,200	2	6	0	6	9	12	0	5		
5.	4/5	TOLEDO	L, 7-6	3-2	2nd -1.0	T. Holton (1-0)	R. Weiss (0-1)	M. Díaz (2)	35°	12:07 PM	2:40	1,405	4,605	6	8	2	6	7	12	1	9		
6.	4/6	TOLEDO	L, 8-5	3-3	3rd -2.0	J. Fry (1-0)	J. Kowar (1-1)	M. Del Pozo (1)	45°	12:06 PM	2:48	1,607	6,212	5	7	1	4	8	10	2	9		
7.	4/7	TOLEDO	W, 9-4	4-3	2nd -1.0	J. Heasley (1-0)	R. Olson (0-2)	-	70°	6:35 PM	2:35	1,968	8,180	9	12	0	6	4	9	0	11		
8.	4/8	TOLEDO	W, 13-8	5-3	2nd -0.5	M. Martínez (1-0)	M. Lorenzen (0-1)	-	71°	2:05 PM	2:49	2,070	10,250	13	12	3	4	8	13	0	12		
9.	4/9	TOLEDO	L, 8-2	5-4	2nd -1.5	T. Holton (2-0)	M. Castillo (0-2)	-	73°	2:11 PM	2:57	2,119	12,369	2	6	3	12	8	13	0	11		
10.	4/11	@ Iowa	L, 9-6	5-5	5th -2.5	R. Elías (1-0)	M. Mayers (0-1)	M. Rodríguez (1)	79°	6:38 PM	2:34	3,557		6	10	0	6	9	7	1	6		
11.	4/12	@ Iowa	W, 10-6	6-5	5th -1.5	J. Kowar (2-0)	R. Thompson (0-1)	-	77°	12:09 PM	2:26	4,085		10	12	0	5	6	8	0	4		
12.	4/13	@ Iowa	L, 14-1	6-6	6th -2.5	N. Neidert (1-1)	J. Heasley (1-1)	-	81°	6:38 PM	2:18	3,647		1	6	1	4	14	15	0	8		
13.	4/14	@ Iowa	W, 11-8	7-6	6th -2.0	C. Snider (2-0)	M. Rodríguez (1-1)	N. Wittgren (1)	79°	7:09 PM	3:16	6,257		11	11	2	10	8	11	3	10		
	4/15	@ Iowa	PPD/Rain (To be made up April 16)																				
14.	4/16	@ Iowa	Cancelled/Snow																				
15.	4/16	@ Iowa	Cancelled/Snow																				
14.	4/18	GWINNETT	L, 4-1	7-7	5th -3.0	T. Tice (2-0)	J. Kowar (2-2)	Y. Rios (1)	70°	6:39 PM	2:24	1,703	14,072	1	7	1	8	4	6	0	8		
15.	4/19	GWINNETT	L, 6-2	7-8	5th -4.0	B. Burrows (1-0)	J. Heasley (1-2)	-	70°	12:05 PM	2:15	6,641	20,713	2	6	0	5	6	10	0	3		
16.	4/20	GWINNETT	L, 9-3	7-9	6th -4.5	B. Moran (1-0)	M. Castillo (0-3)	-	56°	6:37 PM	2:47	2,026	22,739	3	3	1	10	9	10	1	5		
17.	4/21	GWINNETT	L, 7-3	7-10	7th -6.0	A. Winans (1-2)	E. Sisk (0-1)	-	44°	6:36 PM	3:01	2,041	24,780	3	9	2	9	7	11	0	8		
18.	4/22	GWINNETT	L, 5-2	7-11	6th -7.0	D. Dodd (1-0)	A. Núñez (0-1)	Y. Rios (2)	42°	2:06 PM	2:27	3,025	27,805	2	4	1	2	5	10	0	10		
19.	4/23	GWINNETT	W, 5-3	8-11	6th -6.0	M. Mayers (1-1)	N. Kingham (0-3)	N. Wittgren (2)	49°	2:06 PM	2:23	2,046	29,851	5	12	3	6	3	8	0	9		
20.	4/25	@ Nashville	L, 8-3	8-12	6th -7.0	R. Gasser (1-0)	J. Heasley (1-3)	-	67°	6:39 PM	2:14	4,127		3	5	1	3	8	11	0	6		
21.	4/26	@ Nashville	L, 5-0	8-13	7th -8.0	C. Boushley (1-1)	M. Castillo (0-4)	-	68°	6:37 PM	2:27	5,455		0	4	0	5	5	11	1	8		
22.	4/27	@ Nashville	W, 2-1	9-13	7th -7.0	A. Cox (1-0)	J. Junk (2-1)	N. Wittgren (3)	61°	7:19 PM	2:28 (4:4)	3,507		2	8	0	7	1	6	1	8		
23.	4/28	@ Nashville	L, 4-3	9-14	7th -7.0	J. Bukauskas (1-0)	J. Dye (0-1)	-	69°	6:37 PM	2:26	6,707		3	5	1	3	4	7	1	4		
24.	4/29	@ Nashville	L, 6-5 (10)	9-15	8th -8.0	L. Erceg (3-0)	E. Sisk (0-2)	-	70°	6:39 PM	2:58	9,833		5	8	0	6	6	13	1	15		
25.	4/30	@ Nashville	W, 10-6	10-15	7th -7.0	A. Núñez (1-1)	J. Bukauskas (1-1)	-	61°	3:08 PM	3:00 (7:03)	9,469		10	11	1	9	6	9	3	9		
APRIL Hitting Results: .250/.337/.441 (200-for-799), 49 2B, 2 3B, 33 HR, 124 R, 99 BB, 38 SB // APRIL Pitching Results: 9-15, 5.65 ERA (133 ER in 212.0 IP), 3/7 SV, 238 H, 30 HR, 104 BB, 198 K, 1.61 WHIP, .284 AVG																							
														STORM CHASERS					OPPONENT				
GM #	MAY	OPPONENT	SCORE	RECORD	STANDINGS, DIV	WIN	LOSS	SAVE	TEMP.	1ST PITCH	TIME	ATT.	HOME ATT.	R	H	E	LO	R	H	E	LO		
26.	5/2	LOUISVILLE	L, 10-4	10-16	8th -8.0	A. Abbott (1-0)	M. Castillo (0-5)	-	57°	12:06 PM	2:57	2,024	31,875	4	6	0	10	10	14	2	8		
27.	5/3	LOUISVILLE	L, 7-4	10-17	10th -9.0	B. Lively (4-0)	M. Martinez (1-1)	-	60°	11:07 AM	2:20	3,364	35,239	4	10	1	5	7	11	0	7		
28.	5/4	LOUISVILLE	L, 12-10	10-18	10th -9.0	R. Wynne (1-1)	D. Parrish (1-1)	-	77°	6:36 PM	2:45	3,333	38,572	10	11	1	9	12	13	4	4		
29.	5/5	LOUISVILLE	W, 6-2	11-18	10th -8.0	M. Mayers (2-1)	B. Williamson (1-4)	J. Kowar (1)	63°	6:36 PM	2:14	5,735	44,307	6	5	0	3	2	7	1	7		
30.	5/6	LOUISVILLE	W, 11-9	12-18	8th -7.5	E. Sisk (1-2)	J. Kuhnel (0-1)	J. Cuas (1)	78°	6:37 PM	2:57	3,872	48,179	11	12	0	8	9	13	1	6		
31.	5/7	LOUISVILLE	L, 4-3	12-19	9th -7.0	Z. Brown (1-1)	B. Kriske (0-1)	A. Busenitz (3)	82°	2:07 PM	2:46	2,469	50,648	3	8	0	7	4	6	0	8		
32.	5/9	@ Scranton/WB	L, 14-2	12-20	9th -8.0	M. Spence (3-2)	D. Parrish (1-2)	-	68°	6:06 PM	2:20	3,053		2	4	1	2	14	18	1	7		
33.	5/10	@ Scranton/WB	L, 4-3	12-21	10th -8.5	A. McGarity (3-0)	D. Coleman (0-1)	-	60°	11:05 AM	2:41	5,829		3	5	0	9	4	4	1	6		
34.	5/11	@ Scranton/WB	W, 4-3 (11)	13-21	9th -8.5	A. Núñez (2-1)	D. Snelten (0-2)	-	76°	6:37 PM	3:02	3,691		4	4	0	6	3	8	2	10		
35.	5/12	@ Scranton/WB	W, 3-2	14-21	9th -8.5	D. Lynch (1-0)	R. Vásquez (0-5)	N. Wittgren (4)	79°	6:35 PM	2:22	4,142		3	8	0	5	2	4	1	6		
36.	5/13	@ Scranton/WB	L, 8-6	14-22	10th -9.0	A. McGarity (4-0)	B. Kriske (0-2)	-	76°	4:05 PM	2:32	5,027		6	14	0	6	8	10	0	5		
37.	5/14	@ Scranton/WB	W, 6-3	15-22	9th -8.0	J. Dipoto (1-0)	D. Snelten (0-3)	N. Wittgren (5)	75°	1:06 PM	3:02	3,058		6	7	0	6	3	9	1	11		
38.	5/16	TOLEDO	L, 9-2	15-23	10th -8.0	H. Hembree (4-1)	J. Heasley (1-4)	-	77°	6:36 PM	2:45	2,001	52,649	2	9	1	15	9	12	0	6		
39.	5/17	TOLEDO	W, 16-8	16-23	10th -7.5	W. Pennington (1-0)	Z. Logue (1-3)	-	83°	6:37 PM	2:54	2,218	54,867	16	18	0	8	8	14	2	3		
40.	5/18	TOLEDO	W, 9-0	17-23	10th -6.5	A. Cox (2-0)	B. Haniffee (0-3)	-	78°	6:37 PM	2:31	3,529	58,396	9	14	0	8	0	3	0	6		
41.	5/19	TOLEDO	W, 9-1	18-23	10th -6.0	A. Núñez (3-1)	A. Bergner (1-1)	-	66°	6:36 PM	2:41	5,058	63,454	9	12	1	9	1	6	1	8		
42.	5/20	TOLEDO	L, 4-1	18-24	10th -7.5	R. Olson (2-3)	J. McArthur (0-1)	M. Díaz (7)	75°	6:38 PM	2:47	6,882	70,336	1	2	0	8	4	5	1	8		
43.	5/21	TOLEDO	W, 8-4	19-24	10th -6.5	N. Wittgren (1-0)	S. Elledge (0-1)	-	81°	5:07 PM	2:50	3,995	74,331	8	12	0	9	4	15	2	11		
44.	5/23	@ St. Paul	W, 6-1	20-24	10th -6.5	D. Lynch (2-0)	S. Woods Richardson (0-5)	-	76°	11:09 AM	2:24	7,436		6	10	0	10	1	6	0	7		
45.	5/24	@ St. Paul	L, 6-5	20-25	10th -6.5	O. Ortega (2-0)	B. Kriske (0-3)	-	68°	7:08 PM	3:00	4,222		5	11	1	12	6	9	2	9		
46.	5/25	@ St. Paul	L, 8-6	20-26	10th -7.5	R. Henriquez (1-0)	A. Núñez (3-2)	P. Murphy (2)	74°	7:09 PM	2:50	7,218		6	10	3	12	8	10	2	6		
47.	5/26	@ St. Paul	W, 6-4	21-26	9th -6.5	D. Parrish (2-2)	C. Sadzeck (1-3)	D. Coleman (1)	77°	7:08 PM	2:59	6,080		6	8	1	8	4	8	1	9		
48.	5/27	@ St. Paul	L, 14-1	21-27	9th -7.5	R. Dobnak (2-1)	J. Heasley (1-5)	-	80°	7:10 PM	2:51	6,386		1	6	3	8	14	16	1	10		
49.	5/28	@ St. Paul	L, 10-6	21-28	10th -8.5	J. Winder (3-1)	J. Kowar (2-3)	-	82°	5:12 PM	2:28	8,640		6	11	2	4	10	9	1	2		
50.	5/30	MEMPHIS	W, 7-6	22-28	9th -8.0	A. Veneziano (1-0)	J. Woodford (0-1)	B. Kriske (1)	82°	7:06 PM	2:32	2,352	76,683	7	12	0	6	6	6	3	8		
51.	5/31	MEMPHIS	L, 9-4	22-29	10th -8.5	M. McGreevy (4-0)	A. Cox (2-1)	-	84°	7:06 PM	2:37	5,049	81,732	4	9	2	8	9	11	2	8		
MAY Hitting Results: .269/.366/.436 (238-for-885), 53 2B, 7 3B, 27 HR, 148 R, 120 BB, 58 SB // MAY Pitching Results: 12-14, 5.61 ERA (162 ER in 229.1 IP), 6/12 SV, 247 H, 46 HR, 126 BB, 235 K, 1.63 WHIP, .278 AVG																							
														STORM CHASERS					OPPONENT				
GM #	JUNE	OPPONENT	SCORE	RECORD	STANDINGS, DIV	WIN	LOSS	SAVE	TEMP.	1ST PITCH	TIME	ATT.	HOME ATT.	R	H	E	LO	R	H	E	LO		
52.	6/1	MEMPHIS	L, 12-6	22-30	10th -9.0	D. Hudson (2-3)	C. Snider (2-1)	-	70°	7:07 PM	3:12	3,685	85,417	6	9	1	8	12	11	0	9		
53.	6/2	MEMPHIS	W, 10-9 (10)	23-30	10th -8.5	J. Dipoto (2-0)	J. Walsh (2-1)	-	76°	7:07 PM	3:23	5,206	90,623	10	13	2	8	9	12				

GM #	JUNE	OPPONENT	SCORE	RECORD	STANDINGS, LG	WIN	LOSS	SAVE	TEMP.	1ST PITCH	TIME	ATT.	HOME ATT.	STORM CHASERS				OPPONENT			
														R	H	E	LO	R	H	E	LO
73.	6/28	IOWA	L, 9-2	0-1, 38-35	110th -1.0	C. Killian (5-1)	B. Haniffee (0-3)	-	83°	12:07 PM	2:33	3,776	131,378	2	5	1	5	9	7	0	8
74.	6/29	IOWA	W, 8-3	1-1, 39-x-35	17th -2.0	M. Mayers (3-1)	R. Thompson (2-5)	-	89°	7:09 PM	2:44	5,951	137,329	8	12	0	11	3	3	1	4
75.	6/30	IOWA	L, 6-5	1-2, 39-36	111th -1.0	M. Rodriguez (2-3)	J. Kowar (2-4)	-	82°	7:08 PM	2:52	6,012	143,341	5	9	0	10	6	8	2	5

JUNE Hitting Results: .281/.380/.450 (226-for-804), 55 2B, 3 3B, 25 HR, 152 R, 125 BB, 45 SB // JUNE Pitching Results: 16-6, 4.35 ERA (104 ER in 215.1 IP), 6/11 SV, 187 H, 26 HR, 127 BB, 219 K, 1.46 WHIP, .232 AVG

GM #	JULY	OPPONENT	SCORE	RECORD	STANDINGS, LG	WIN	LOSS	SAVE	TEMP.	1ST PITCH	TIME	ATT.	HOME ATT.	STORM CHASERS				OPPONENT			
														R	H	E	LO	R	H	E	LO
76.	7/1	IOWA	PPD/Rain (Made up July 2, 6-2 loss)																		
76.	7/2 G1	IOWA	W, 11-1 (7)	2-2, 40-36	18th -1.5	J. Bowlan (2-0)	C. Clarke (0-3)	-	84°	2:07 PM	2:20	-	143,341	11	16	0	6	1	4	0	8
77.	7/2 G2	IOWA	L, 6-2 (7)	2-3, 40-37	13th -3.0	N. Neidert (4-3)	C. Ragans (0-1)	-	87°	5:06 PM	1:46	6,764	150,105	2	6	0	3	6	10	0	3
78.	7/3	IOWA	L, 7-6	2-4, 40-38	14th -4.0	B. Brown (4-5)	A. Zerpa (0-1)	M. Rodriguez (10)	88°	7:08 PM	2:41	9,023	159,128	6	5	1	5	7	9	1	5
79.	7/4	@ Gwinnett	L, 3-2	2-5, 40-39	15th -4.0	R. Muñoz (2-2)	J. Kowar (2-5)	G. Holmes (5)	88°	7:07 PM	2:14	10,067		1	3	1	0	3	4	0	6
80.	7/5	@ Gwinnett	L, 8-7 (10)	2-6, 40-40	15th -4.0	B. Burrows (3-2)	B. Kriske (0-4)	-	83°	7:07 PM	3:08	1,811		7	13	1	9	8	10	0	9
81.	7/6	@ Gwinnett	L, 9-6	2-7, 40-41	18th -5.0	N. Margevicius (3-2)	E. Sisk (2-3)	G. Holmes (6)	81°	7:08 PM	2:21	2,761		6	10	1	4	9	6	0	2
82.	7/7	@ Gwinnett	W, 7-1	3-7, 41-41	16th -4.5	C. Ragans (1-1)	J. Shuster (2-2)	J. Bowlan (1)	80°	8:13 PM	2:45 (1:08)	4,515		7	13	0	13	1	7	0	8
83.	7/8	@ Gwinnett	Cancelled/Wet Grounds																		
83.	7/9	@ Gwinnett	L, 8-1	3-8, 41-42	18th -5.5	A. Winans (7-3)	B. Keller (0-2)	-	83°	1:06 PM	2:23	5,129		1	3	1	3	8	8	0	7
84.	7/14	INDIANAPOLIS	L, 13-5	3-9, 41-43	18th -5.5	K. Emanuel (7-3)	A. Zerpa (0-2)	-	82°	7:08 PM	2:49	5,184	164,312	5	12	0	12	13	13	0	9
85.	7/15	INDIANAPOLIS	W, 8-3	4-9, 42-43	18th -5.5	W. Pennington (3-0)	C. Alldred (5-2)	-	85°	7:08 PM	2:35	5,768	170,080	8	8	0	5	3	9	0	9
86.	7/16	INDIANAPOLIS	L, 11-4	4-10, 42-44	18th -6.0	J. Jones (2-1)	B. Keller (0-3)	-	84°	5:06 PM	2:48	5,553	175,633	4	10	0	8	11	14	0	9
87.	7/18	ST. PAUL	W, 1-0	5-10, 43-44	18th -5.0	W. Pennington (4-0)	J. Winder (5-2)	-	85°	12:07 PM	2:00	2,525	178,158	1	5	0	5	0	2	1	4
88.	7/19	ST. PAUL	L, 9-4	5-11, 43-45	18th -6.0	L. Varland (4-0)	J. Bowlan (2-1)	A. Sanchez (1)	79°	7:07 PM	2:49	3,927	182,085	4	7	0	5	9	8	0	14
89.	7/20	ST. PAUL	L, 6-5	5-12, 43-46	18th -7.0	A. Brice (1-1)	S. Cruz (0-1)	P. Murphy (6)	79°	7:06 PM	2:44	5,555	187,640	5	10	0	9	6	10	0	9
90.	7/21	ST. PAUL	W, 5-4	6-12, 44-46	18th -6.5	C. Chamberlain (1-1)	J. Winder (5-2)	-	81°	7:07 PM	2:36	6,598	194,238	5	10	0	9	4	6	1	7
91.	7/22	ST. PAUL	W, 8-5	7-12, 45-46	7th -6.0	W. Klein (1-0)	B. Enlow (2-3)	-	83°	7:07 PM	2:27	5,528	199,766	8	9	0	6	5	9	2	4
92.	7/23	ST. PAUL	W, 3-1	8-12, 46-46	17th -5.0	J. McArthur (1-1)	P. Murphy (5-2)	W. Klein (1)	89°	5:07 PM	2:12	4,877	204,643	3	8	0	7	1	6	0	6
93.	7/25	@ Columbus	L, 10-2	8-13, 46-47	17th -5.5	J. Eickhoff (1-2)	J. Bowlan (2-2)	-	85°	7:06 PM	2:52	11,084		2	5	0	9	10	11	2	8
94.	7/26	@ Columbus	W, 5-2	9-13, 47-47	17th -5.5	W. Pennington (5-0)	C. Smith (2-1)	W. Klein (2)	85°	12:06 PM	2:43	10,100		5	7	1	11	2	6	0	5
95.	7/27	@ Columbus	W, 5-2	10-13, 48-47	17th -4.5	C. Ragans (2-1)	H. Gaddis (1-7)	J. Kowar (2)	88°	7:05 PM	2:53	7,261		5	8	0	10	2	5	2	11
96.	7/28	@ Columbus	W, 7-6	11-13, 49-47	15th -4.0	M. Castillo (3-6)	T. Ponticelli (2-6)	W. Klein (3)	82°	7:05 PM	2:50	7,838		7	8	0	6	6	9	0	4
97.	7/29	@ Columbus	L, 6-3	11-14, 49-48	16th -5.0	P. Diehl (3-1)	A. Veneziano (4-1)	T. Herrin (2)	84°	7:06 PM	2:41	10,100		3	11	0	14	6	8	0	4
98.	7/30	@ Columbus	W, 7-5	12-14, 50-48	15th -5.0	J. Bowlan (3-2)	P. Battenfield (0-3)	-	85°	4:07 PM	2:12	9,008		7	7	1	3	5	8	0	7

JULY Hitting Results: .256/.347/.443 (194-for-757), 42 2B, 6 3B, 29 HR, 113 R, 102 BB, 22 SB // JULY Pitching Results: 11-12, 5.41 ERA (119 ER in 198.0 IP), 5/8 SV, 182 H, 32 HR, 112 BB, 203 K, 1.48 WHIP, .245 AVG

GM #	AUGUST	OPPONENT	SCORE	RECORD	STANDINGS, LG	WIN	LOSS	SAVE	TEMP.	1ST PITCH	TIME	ATT.	HOME ATT.	STORM CHASERS				OPPONENT			
														R	H	E	LO	R	H	E	LO
99.	8/1	@ Louisville	L, 3-2	12-15, 50-49	16th -5.0	T. Santillan (1-1)	W. Klein (1-1)	-	86°	6:38 PM	2:37	4,970		2	4	1	7	3	4	2	8
100.	8/2	@ Louisville	L, 5-4	12-16, 50-50	17th -6.0	A. Busenitz (3-2)	C. Chamberlain (1-2)	-	79°	6:37 PM	2:25	4,023		4	4	3	4	5	6	0	7
101.	8/3	@ Louisville	L, 11-2	12-17, 50-51	17th -6.0	R. Meisinger (1-1)	D. Parrish (4-3)	-	83°	6:36 PM	2:44	4,339		2	5	3	7	11	14	0	12
102.	8/4	@ Louisville	L, 8-3	12-18, 50-52	17th -7.0	L. Stoudt (3-3)	A. Veneziano (4-2)	-	90°	7:17 PM	2:40	4,746		3	8	1	7	8	12	0	9
103.	8/5	@ Louisville	L, 5-1	12-19, 50-53	18th -7.5	V. Gutierrez (1-0)	J. Bowlan (3-3)	-	85°	7:19 PM	2:29	6,673		1	6	2	7	5	10	1	9
104.	8/6	@ Louisville	L, 5-4	12-20, 50-54	18th -8.0	S. Bracho (2-1)	W. Klein (1-2)	-	84°	1:08 PM	2:29	4,802		4	8	0	10	5	9	0	6
105.	8/8	IOWA	L, 8-2	12-21, 50-55	18th -8.0	A. Kay (1-0)	W. Pennington (5-1)	B. Horn (1)	84°	7:06 PM	2:29	3,216	207,859	2	5	2	6	8	7	0	8
106.	8/9	IOWA	L, 20-1	12-22, 50-56	18th -9.0	L. Little (1-0)	D. Parrish (4-4)	-	80°	7:07 PM	2:48	2,760	210,619	1	4	1	4	20	17	0	9
107.	8/10	IOWA	L, 10-3	12-23, 50-57	19th -10.0	C. Clarke (2-4)	W. Pennington (5-2)	-	84°	7:07 PM	2:44	4,994	215,613	3	6	0	8	10	11	1	7
108.	8/11	IOWA	L, 9-4	12-24, 50-58	19th -11.0	A. Kay (2-0)	E. Sisk (2-4)	-	87°	7:07 PM	3:20	7,379	222,992	4	10	1	12	9	13	0	10
109.	8/12	IOWA	L, 7-4	12-25, 50-59	19th -11.0	S. Reyes (1-0)	B. de Geus (0-1)	L. Little (1)	88°	5:35 PM	2:33	9,023	232,015	4	7	1	5	7	9	0	8
110.	8/15	@ Toledo	W, 11-8	13-25, 51-59	19th -10.5	C. Snider (5-1)	J. O'Loughlin (1-5)	-	69°	6:37 PM	2:42	4,837		11	15	1	6	8	15	1	7
111.	8/16	@ Toledo	L, 8-2	13-26, 51-60	19th -11.5	K. Montero (1-1)	D. Parrish (4-5)	-	81°	6:36 PM	2:30	4,594		2	13	0	15	8	10	1	8
112.	8/17	@ Toledo	L, 4-2	13-27, 51-61	19th -12.5	G. Hill (3-1)	A. Veneziano (4-3)	-	69°	6:36 PM	2:16 (1:17)	5,898		2	7	2	7	4	10	0	9
113.	8/18	@ Toledo	L, 5-0	13-28, 51-62	19th -13.5	S. Gipson-Long (1-2)	J. Bowlan (3-4)	-	73°	7:05 PM	2:45	7,034		0	8	0	11	5	10	0	8
114.	8/19	@ Toledo	W, 5-3	14-28, 52-62	19th -13.5	J. McArthur (2-1)	Z. Logue (3-8)	C. Snider (3)	78°	7:06 PM	2:43	8,491		5	7	1	6	3	5	0	7
115.	8/20	@ Toledo	L, 3-0	14-29, 52-63	19th -13.5	J. O'Loughlin (2-5)	A. Hoffmann (0-1)	-	88°	4:05 PM	2:18	7,804		0	1	1	6	3	4	2	8
116.	8/22	ST. PAUL	W, 14-4	15-29, 53-63	19th -12.5	M. Castillo (4-6)	L. Varland (7-1)	-	96°	6:38 PM	2:40	1,969	233,984	14	13	0	9	4	8	1	7
117.	8/23	ST. PAUL	L, 6-4	15-30, 53-64	19th -13.0	K. Funderburk (4-1)	W. Klein (1-3)	-	98°	6:37 PM	2:27	2,165	236,149	4	5	1	4	6	12	0	9
118.	8/24	ST. PAUL	L, 10-7	15-31, 53-65	19th -13.0	M. Boyle (3-0)	J. Bowlan (3-5)	J. Moran (1)	100°	6:37 PM	3:00	2,799	238,948	7	7	2	5	10	18	1	11
119.	8/25	ST. PAUL	L, 9-3	15-32, 53-66	19th -13.5	S. Woods Richardson (5-6)	J. Barlow (0-1)	-	86°	6:37 PM	2:37	4,015	242,963	3	7	2	7	9	12	1	4
120.	8/26	ST. PAUL	W, 7-3	16-32, 54-66	19th -13.5	A. Hoffmann (1-1)	R. Dobnak (4-7)	-	79°	6:37 PM	2:36	5,698	248,661	7	9	0	6	3	8	0	12
121.	8/27	ST. PAUL	W, 5-3	17-32, 55-66	19th -13.5	M. Castillo (5-6)	M. Boyle (3-1)	J. Heasley (1)	78°	2:07 PM	2:28	5,674	254,335	5	5	0	8	3	5	0	7
122.	8/29	LOUISVILLE	W, 4-3	18-32, 56-66	19th -12.5	D. Coleman (1-2)	R. Karcher (5-4)	-	84°	6:37 PM	2:46	2,223	256,558	4	10	2	15	3	7	1	7
123.	8/30	LOUISVILLE	W, 4-2	19-32, 57-66	18th -11.5	J. Bowlan (2-0)	M. Mariot (4-3)	J. McArthur (1)	84°	6:38 PM	2:28	2,781	259,339	4	5	0	4	2	10	0	9
124.	8/31	LOUISVILLE	L, 5-4	19-33, 57-67	18th -12.0	C. Phillips (2-3)	D. Parrish (4-6)	-	82°	6:36 PM	2:41	2,607	261,946	4	11	0	8	5	11	0	8

LF

Tucker Bradley, 46 (23-23)
John Rave, 15 (9-6)
Nate Eaton, 13 (7-6)
Brewer Hicklen, 13 (4-9)
Dairon Blanco, 11 (6-5)
Edward Olivares, 10 (6-4)
Samad Taylor, 10 (6-4)
Tyler Gentry, 4 (1-3)
Nelson Velázquez, 4 (0-4)
Nick Loftin, 3 (1-2)
Nick Pratto, 3 (1-2)
Bubba Thompson, 3 (1-2)
Devin Mann, 3 (0-3)
Franmil Reyes, 1 (1-0)

CF

John Rave, 27 (10-17)
Dairon Blanco, 26 (13-13)
Bubba Thompson, 21 (13-8)
Nate Eaton, 23 (9-14)
Samad Taylor, 16 (4-12)
Drew Waters, 12 (7-5)
Kyle Isbel, 8 (6-2)
Brewer Hicklen, 5 (2-3)
Nelson Velázquez, 1 (0-1)

RF

Tyler Gentry, 107 (50-57)
John Rave, 14 (5-9)
Nate Eaton, 10 (6-4)
Dairon Blanco, 4 (4-0)
CJ Alexander, 4 (1-3)
Brewer Hicklen, 1 (0-1)

SS

Angelo Castellano, 66 (29-37)
Adeiny Hechavarria, 35 (14-21)
Clay Dungan, 21 (11-10)
Maikel Garcia, 14 (8-6)
Jermaine Palacios, 2 (2-0)
Johan Camargo, 1 (1-0)
Nicky Lopez, 1 (1-0)

2B

Samad Taylor, 53 (30-23)
Clay Dungan, 25 (15-10)
Nick Loftin, 25 (6-19)
Devin Mann, 11 (2-9)
Nate Eaton, 8 (4-4)
Angelo Castellano, 7 (3-4)
Morgan McCullough, 5 (3-2)
Johan Camargo, 3 (2-1)
Michael Massey, 2 (1-1)
Nicky Lopez, 1 (0-1)

3B

Nick Loftin, 46 (24-22)
Clay Dungan, 22 (10-12)
Devin Mann, 16 (10-6)
Nate Eaton, 15 (4-11)
Angelo Castellano, 11 (5-6)
Jermaine Palacios, 10 (6-4)
Maikel Garcia, 10 (2-8)
Johan Camargo, 8 (5-3)
Samad Taylor, 2 (0-2)
Nicky Lopez, 1 (0-1)

SP

Max Castillo, 20 (8-12)
Drew Parrish, 18 (10-8)
Anthony Veneziano, 17 (8-9)
Jonathan Heasley, 14 (8-6)
Jonathan Bowlan, 12 (6-6)
Austin Cox, 9 (5-4)
Mike Mayers, 8 (3-5)
Andrew Hoffmann, 7 (4-3)
Angel Zerpa, 6 (1-5)
Daniel Lynch, 4 (3-1)
Cole Ragans, 4 (3-1)
Daniel Mengden, 3 (3-0)
Alec Marsh, 3 (2-1)
Ryan Yarbrough, 3 (1-2)
Evan Sisk, 3 (0-3)
Brad Keller, 2 (1-1)
James McArthur, 2 (1-1)
Joe Barlow, 1 (0-1)
Will Klein, 1 (0-1)
Jackson Kowar, 1 (0-1)
Marcelo Martinez, 1 (0-1)
Walter Pennington, 1 (0-1)

1B

CJ Alexander, 54 (24-30)
Nick Pratto, 25 (10-15)
Logan Porter, 21 (12-9)
Angelo Castellano, 14 (7-7)
Matt Beaty, 8 (5-3)
Devin Mann, 4 (1-3)
Jermaine Palacios, 4 (1-3)
Paxton Wallace, 3 (2-1)
Greyson Jenista, 3 (1-2)
Nick Loftin, 2 (2-0)
Johan Camargo, 2 (1-1)

DH

Brewer Hicklen, 34 (23-11)
Tucker Bradley, 14 (5-9)
CJ Alexander, 12 (8-4)
Tyler Gentry, 12 (5-7)
Nate Eaton, 10 (4-6)
John Rave, 8 (6-2)
Dairon Blanco, 7 (4-3)
Matt Beaty, 6 (4-2)
Logan Porter, 5 (1-4)
Nick Loftin, 5 (0-5)
Clay Dungan, 4 (3-1)
Nick Pratto, 3 (1-2)
Jackson Reetz, 3 (1-2)
Franmil Reyes, 3 (1-2)
Edward Olivares, 3 (0-3)
Bubba Thompson, 3 (0-3)
Johan Camargo, 2 (0-2)
Freddy Fermin, 2 (0-2)
Kyle Isbel, 1 (1-0)
Michael Massey, 1 (0-1)
Samad Taylor, 1 (0-1)
Nelson Velázquez, 1 (0-1)

C

Logan Porter, 74 (35-39)
José Briceño, 29 (12-17)
Jackson Reetz, 23 (12-11)
Freddy Fermin, 12 (6-6)
Tyler Crolepy, 2 (1-1)

1	2	3	4	5	6	7	8	9
Samad Taylor, 63 (28-35) Clay Dungan, 15 (6-9) Bubba Thompson, 13 (7-6) Drew Waters, 12 (7-5) Brewer Hicklen, 11 (7-4) Dairon Blanco, 9 (7-2) John Rave, 9 (1-8) Nate Eaton, 4 (2-2) Tucker Bradley, 4 (1-3)	Maikel Garcia, 24 (10-14) Nick Loftin, 20 (4-16) John Rave, 16 (11-5) Samad Taylor, 16 (11-5) Bubba Thompson, 14 (8-6) Nate Eaton, 11 (3-8) Kyle Isbel, 9 (7-2) Edward Olivares, 8 (3-5) Matt Beaty, 4 (1-3) Clay Dungan, 3 (2-1) Tucker Bradley, 3 (1-2) Nicky Lopez, 3 (1-2) Michael Massey, 2 (1-1) Nick Pratto, 2 (1-1) Devin Mann, 1 (1-0) CJ Alexander, 1 (0-1) Adeiny Hechavarria, 1 (0-1) Logan Porter, 1 (0-1)	Tyler Gentry, 58 (29-29) Nick Loftin, 19 (10-9) Nick Pratto, 11 (7-4) Devin Mann, 10 (1-9) Logan Porter, 9 (4-5) John Rave, 8 (2-6) Matt Beaty, 7 (5-2) Edward Olivares, 5 (3-2) Clay Dungan, 4 (1-3) Samad Taylor, 3 (1-2) Nate Eaton, 2 (1-1) Nelson Velázquez, 2 (0-2) Michael Massey, 1 (0-1)	Logan Porter, 35 (16-19) Tyler Gentry, 19 (6-13) Nick Pratto, 17 (6-11) Devin Mann, 16 (8-8) CJ Alexander, 10 (6-4) Nate Eaton, 10 (4-6) Nick Loftin, 9 (5-4) Johan Camargo, 8 (6-2) John Rave, 6 (2-4) Franmil Reyes, 4 (2-2) Matt Beaty, 1 (1-0) Clay Dungan, 1 (1-0) Freddy Fermin, 1 (1-0) Brewer Hicklen, 1 (0-1) Nelson Velázquez, 1 (0-1)	Nick Loftin, 26 (10-16) Logan Porter, 19 (9-10) Nate Eaton, 17 (7-10) John Rave, 16 (7-9) CJ Alexander, 13 (10-3) Tyler Gentry, 13 (7-6) Tucker Bradley, 9 (2-7) Clay Dungan, 5 (4-1) Brewer Hicklen, 5 (4-1) Devin Mann, 5 (2-3) Johan Camargo, 4 (1-3) Jackson Reetz, 2 (2-0) Dairon Blanco, 1 (0-1) Freddy Fermin, 1 (0-1) Greyson Jenista, 1 (0-1) Nick Pratto, 1 (0-1) Nelson Velázquez, 1 (0-1)	Tyler Gentry, 24 (7-17) Nate Eaton, 21 (10-11) CJ Alexander, 19 (7-12) Logan Porter, 17 (7-10) Brewer Hicklen, 11 (6-5) Jackson Reetz, 8 (3-5) John Rave, 6 (4-2) Nick Loftin, 5 (2-3) Adeiny Hechavarria, 4 (3-1) Tucker Bradley, 4 (2-2) Dairon Blanco, 4 (2-2) Jermaine Palacios, 3 (3-0) Clay Dungan, 3 (2-1) Freddy Fermin, 2 (2-0) Devin Mann, 2 (2-0) Nelson Velázquez, 2 (0-2) Matt Beaty, 1 (1-0) José Briceño, 1 (1-0) Greyson Jenista, 1 (1-0) Johan Camargo, 1 (0-1)	Dairon Blanco, 17 (9-8) Logan Porter, 15 (8-7) Brewer Hicklen, 15 (7-8) CJ Alexander, 15 (6-9) Adeiny Hechavarria, 13 (5-8) Jackson Reetz, 11 (6-5) Nate Eaton, 11 (5-6) Clay Dungan, 10 (6-4) Freddy Fermin, 10 (3-7) Jermaine Palacios, 6 (2-4) Tyler Gentry, 5 (4-1) Tucker Bradley, 3 (2-1) Morgan McCullough, 3 (1-2) Angelo Castellano, 1 (1-0) Johan Camargo, 1 (0-1) Greyson Jenista, 1 (0-1) Nick Loftin, 1 (0-1) John Rave, 1 (0-1)	José Briceño, 27 (11-16) Clay Dungan, 22 (14-8) Dairon Blanco, 15 (7-8) Tucker Bradley, 12 (6-6) Adeiny Hechavarria, 11 (3-8) CJ Alexander, 10 (3-7) Brewer Hicklen, 10 (3-7) Angelo Castellano, 9 (4-5) Jackson Reetz, 5 (2-3) Jermaine Palacios, 4 (3-1) Nate Eaton, 3 (2-1) Tyler Gentry, 3 (2-1) Logan Porter, 3 (2-1) Paxton Wallace, 2 (1-1) Johan Camargo, 1 (1-0) John Rave, 1 (1-0) Tyler Crolepy, 1 (0-1)	Angelo Castellano, 88 (38-50) Tucker Bradley, 25 (14-11) Clay Dungan, 9 (3-6) Adeiny Hechavarria, 6 (3-3) Jermaine Palacios, 3 (1-2) Dairon Blanco, 2 (2-0) Brewer Hicklen, 1 (1-0) Morgan McCullough, 2 (2-0) Tyler Crolepy, 1 (1-0) CJ Alexander, 1 (0-1) José Briceño, 1 (0-1) Paxton Wallace, 1 (0-1)

PLAYER	GS	POSITION										BATTING ORDER								
		C	1B	2B	3B	SS	LF	CF	RF	OF	DH	1ST	2ND	3RD	4TH	5TH	6TH	7TH	8TH	9TH
Tyler Gentry	123						4		107	111	12			58	19	13	24	5	4	
Logan Porter	101	74	22								5		1	9	37	19	17	15	3	
Angelo Castellano	98		14	7	11	66												1	9	88
Samad Taylor	82			53	2		10	16		26	1	63	16	3						
Nick Loftin	81		2	25	46		3			3	5		20	20	9	26	5	1		
Nate Eaton	80			8	15		13	24	10	47	10	4	11	2	10	17	22	11	3	
Clay Dungan	72			26	21	21					4	15	3	4	1	5	3	10	22	9
CJ Alexander	70		54						4	4	12		1		10	13	19	16	10	1
John Rave	64						15	27	14	56	8	9	16	8	6	17	6	1	1	
Tucker Bradley	60						46			46	14	4	3			9	4	3	12	25
Brewer Hicklen	54						14	5	1	20	34	11			1	5	11	15	10	1
Dairon Blanco	48						11	26	4	47	7	9				1	4	17	15	2
Adeiny Hechavarria	35					35							1				4	13	11	6
Devin Mann	34		4	10	17		3			3			1	10	16	5	2			
Nick Pratto	30		24				3			3	3		2	11	16	1				
José Briceño	29	29															1		27	1
Bubba Thompson	27					3	21			24	3	13	14							
Jakson Reetz	26		23								3					2	8	11	5	
Maikel Garcia	24				10	14							24							
Jermaine Palacios	16		4		10	2										3	6	4	3	
Johan Camargo	15		2	3	7	1										1	1	1	1	
Freddy Fermin	14	12								2					1	1	2	10		
Matt Beaty	14		8							6			5	7	1		1			
Edward Olivares	13						10			10	3		8	5						
Drew Waters	12							12		12		12								
Kyle Isbel	9							8		8	1		9							
Nelson Velázquez	6						4	1		5	1			2	1	1	2			
Morgan McCullough	5			5														3		2
Franmil Reyes	4						1			7	3				4					
Nicky Lopez	3			1	1	1							3							
Greyson Jenista	3		3													1	1	1		
Michael Massey	3			2									2	1						
Paxton Wallace	3		3																2	1
Tyler Cropley	2	2																	1	1

OF LINEUP COMBOS

140 Games

138 Unique Lineup Combinations Used

MOST USED LINEUP (2, 2x)

PLAYER	Pos.
1. Brewer Hicklen	DH
2. John Rave	CF
3. Logan Porter	C
4. Nate Eaton	2B
5. Tucker Bradley	LF
6. Tyler Gentry	RF
7. Adeiny Hechavarria	SS
8. Clay Dungan	3B
9. Angelo Castellano	1B

STORM CHASERS POSITION PRODUCTION

	AVG	AB	H	TB	2B	3B	HR	RBI	BB	SO	OBP	SLG	OPS	SAC	SF	HBP	GIDP
C	.237	502	119	207	23	1	21	66	69	141	.336	.412	.748	0	4	8	16
1B	.239	527	126	230	29	3	23	73	57	152	.318	.436	.754	0	6	7	8
2B	.263	521	137	221	29	5	15	77	89	124	.374	.424	.798	1	9	9	13
3B	.280	515	144	234	33	0	19	87	83	113	.378	.454	.832	1	9	4	16
SS	.253	495	125	210	28	0	19	84	65	109	.340	.424	.764	1	3	2	7
LF	.262	504	132	221	36	4	15	82	69	136	.357	.438	.795	2	7	9	15
CF	.286	549	157	258	34	5	19	74	66	133	.376	.470	.846	5	2	14	16
RF	.250	519	130	220	27	3	19	77	65	135	.361	.424	.785	2	7	9	8
DH	.259	526	136	227	31	3	18	69	69	164	.350	.432	.782	2	3	7	9

STORM CHASERS BATTING ORDER PRODUCTION

	AVG	AB	H	TB	2B	3B	HR	RBI	BB	SO	OBP	SLG	OPS	SAC	SF	HBP	GIDP
1st	.296	568	168	264	38	8	14	80	78	133	.387	.465	.852	2	9	12	12
2nd	.257	557	143	228	36	2	15	79	78	143	.352	.409	.761	3	5	7	14
3rd	.245	543	133	217	29	2	17	91	75	142	.343	.400	.743	1	10	11	13
4th	.236	534	126	221	27	1	22	69	74	154	.333	.414	.747	0	8	8	10
5th	.262	530	139	244	26	2	25	90	71	127	.351	.460	.811	2	4	4	15
6th	.253	517	131	238	34	2	23	64	64	143	.340	.460	.800	0	2	5	11
7th	.224	492	110	192	27	2	17	74	69	139	.327	.390	.717	2	5	9	13
8th	.268	470	126	205	23	1	18	56	81	130	.386	.436	.822	1	3	11	8
9th	.283	473	134	226	33	4	17	92	64	107	.368	.478	.846	3	4	2	12

OUTFIELD ASSIST LOG (32)

#	OUTFIELDER	Pos.	ARM (MPH)	GAME	INNING	BASE	PITCHER	BATTER	RUNNER OUT	PLAY
1.	Tucker Bradley	LF	85.7	4/4 vs Toledo	▲ 6	3rd	Brooks Kriske	Akil Baddoo	Akil Baddoo	Baddoo 3-RBI double, out at 3rd (7-6-5)
2.	Tyler Gentry	RF	62.2	4/14 @ Iowa	▼ 5	Home	Andres Nunez	Matt Mervis	Christopher Morel	Mervis double, Morel out at home (9-4-2)
3.	Dairon Blanco	CF	—	4/19 vs Gwinnett	▲ 3	2nd	Jonathan Heasley	Hendrik Clementina	Hendrik Clementina	Clementina RBI single, out at 2nd (8-4)
4.	Samad Taylor	CF	71.8	4/26 @ Nashville	▼ 5	2nd	Max Castillo	Andruw Monasterio	Andruw Monasterio	Monasterio single, out at 2nd (8-5-3-5)
5.	Nate Eaton	CF	95.4	4/27 @ Nashville	▼ 1	Home	Austin Cox	Keston Hiura	Andruw Monasterio	Hiura single, Monasterio out at home (8-2)
6.	Dairon Blanco	LF	43.3	4/28 @ Nashville	▼ 8	2nd	Jackson Kowar	Keston Hiura	Keston Hiura	Hiura 2-RBI single, out at 2nd (7-2-4)
7.	Brewer Hicklen	LF	67.7	5/2 vs Louisville	▲ 5	2nd	Max Castillo	Matt McLain	Matt McLain	McLain 2-RBI single, out at 2nd (7-5-4-3-5)
8.	Dairon Blanco	CF	88.9	5/5 vs Louisville	▲ 4	Home	Mike Mayers	Nick Martini	Will Benson	Martini flies out to CF, Benson out at home (8-2)
9.	Franmil Reyes	RF	68.2	5/6 vs Louisville	▲ 6	2nd	Collin Snider	Matt McLain	Matt McLain	McLain RBI double, out at 2nd (7-6-4-5)
10.	Tyler Gentry	RF	69.6	5/11 @ Scranton/WB	▼ 9	Home	Nick Wittgren	Billy McKinney	Michael Hermosillo	McKinney RBI single, Hermosillo out at home (9-5-2)
11.	Drew Waters	CF	—	5/20 vs Toledo	▼ 6	3rd	Walter Pennington	Parker Meadows	Jermaine Palacios	Meadows sacrifice fly DP, Palacios out at 3rd (8-6)
12.	Tucker Bradley	LF	—	5/25 @ St. Paul	▼ 5	2nd	Jackson Kowar	Chris Williams	Chris Williams	Williams RBI single, out at 2nd (7-5-3-4-3)
13.	Dairon Blanco	RF	83.8	5/26 @ St. Paul	▼ 3	2nd	Drew Parrish	Andrew Stevenson	Tony Wolters	Stevenson flies into a double play, Wolters out at 2nd (9-6)
14.	Tyler Gentry	RF	—	5/27 @ St. Paul	▼ 1	3rd	Jonathan Heasley	Jose Miranda	Andrew Stevenson	Miranda flies into a double play, Stevenson out at 3rd (9-1-5)
15.	Tyler Gentry	RF	92.1	5/28 @ St. Paul	▼ 3	Home	Max Castillo	Jose Miranda	Alex De Goti	Miranda lines into a double play, De Goti out at 3rd (9-2)
16.	Brewer Hicklen	LF	94.6	5/28 @ St. Paul	▼ 7	Home	Jackson Kowar	Jose Miranda	Andrew Stevenson	Miranda RBI single, Stevenson scores, Reetz Error (7-2)
17.	Nate Eaton	RF	74.9	6/4 vs Memphis	▲ 9	2nd	Jonah Dipoto	Juniel Querecuto	Juniel Querecuto	Querecuto RBI single, out at 2nd (9-6)
18.	Brewer Hicklen	CF	71.5	6/8 @ Indianapolis	▼ 5	2nd	Drew Parrish	Henry Davis	Henry Davis	Davis single, out at 2nd (8-4)
19.	John Rave	LF	89.4	6/20 @ Rochester	▼ 1	2nd	Alec Marsh	Nomar Mazara	Nomar Mazara	Mazara RBI single, out at 2nd (7-2-4)
20.	Nate Eaton	CF	99.9	7/2 vs Iowa [G1]	▲ 2	2nd	Brad Keller	Edwin Rios	Edwin Rios	Rios single, out at 2nd (8-4)
21.	Nate Eaton	LF	96.4	7/15 vs Indianapolis	▲ 8	2nd	Brooks Kriske	Alika Williams	Aaron Shackelford	Williams single, Shackelford out at 2nd (7-5)
22.	Nate Eaton	CF	98.7	7/16 vs Indianapolis	▲ 5	3rd	Emilio Marquez	Canaan Smith-Njigba	Chris Owings	Smith-Njigba single, Owings out at 3rd (8-5)
23.	Nate Eaton	RF	96.7	7/26 @ Columbus	▼ 9	2nd	Will Klein	Jhonkensy Noel	Zack Collins	Noel flies into a force out, Collins out at 2nd (9-6)
24.	Nate Eaton	CF	—	8/2 @ Louisville	▼ 9	Home	Christian Chamberlain	Michael Siani	Jose Barrero	Siani single, Barrero out at home (9-6-2)
25.	Nick Loftin	LF	80.6	8/4 @ Louisville	▼ 7	2nd	Jonah Dipoto	TJ Hopkins	TJ Hopkins	Hopkins single, out at 2nd (7-4)
26.	Edward Olivares	LF	49.7	8/18 @ Toledo	▼ 3	2nd	Jonathan Bowlan	Justyn-Henry Malloy	Justyn-Henry Malloy	Malloy single, out at 2nd (7-4)
27.	Edward Olivares	LF	85.5	8/26 vs St. Paul	▲ 8	2nd	Evan Sisk	Andrew Stevenson	Andrew Stevenson	Stevenson single, out at 2nd (7-4)
28.	John Rave	RF	87.7	8/31 vs Louisville	▲ 1	Home	Drew Parrish	Jose Barrero	Matt Reynolds	Barrero flies into a double play, Reynolds out at home (9-2)
29.	Tyler Gentry	RF	92.2	9/1 vs Louisville	▲ 5	Home	Brett De Geus	Chuckie Robinson	Johnny Pereda	Robinson flies into a double play, Pereda out at home (9-2)
30.	Tyler Gentry	RF	—	9/6 @ Iowa	▼ 6	Home	Walter Pennington	Brennen Davis	Luis Vazquez	Davis double, Vazquez out at home (9-4-2)
31.	John Rave	RF	88.6	9/14 vs Indianapolis	▲ 2	Home	Max Castillo	Aaron Shackelford	Matt Gorski	Shackelford flies into a double play, Gorski out at home (9-2)
32.	Samad Taylor	CF	—	9/15 vs Indianapolis	▲ 4	Home	Anthony Veneziano	Ryan Vilade	Canaan Smith-Njigba	Vilade doubles, Smith-Njigba out at home (8-4-2)

BY PLAYER

	LF	1
NATE EATON (7)	CF	4
	RF	2
TYLER GENTRY (6)	RF	6
	LF	1
DAIRON BLANCO (4)	CF	2
	RF	1
BREWER HICKLEN (3)	LF	2
	RF	2
JOHN RAVE (3)	LF	1
	RF	2
TUCKER BRADLEY (2)	LF	2
EDWARD OLIVARES (2)	LF	2
SAMAD TAYLOR (1)	CF	2
NICK LOFTIN (1)	LF	1
FRANMIL REYES (1)	LF	1
DREW WATERS (1)	CF	1

DATE	OPPONENT	RESULT	1	2	3	4	5	6	7	8	9
3/31	@ Indianapolis	W 8-6	Samad Taylor	Maikel Garcia	Nick Pratto	Tyler Gentry	CJ Alexander	Nick Loftin	Freddy Fermin	Dairon Blanco	Tucker Bradley
4/1	@ Indianapolis	W 12-1	Samad Taylor	Maikel Garcia	Nick Pratto	Tyler Gentry	Nick Loftin	Logan Porter	Jackson Reetz	Dairon Blanco	Angelo Castellano
4/2	@ Indianapolis	W 8-3	Samad Taylor	Maikel Garcia	Nick Pratto	Tyler Gentry	Nick Loftin	CJ Alexander	Freddy Fermin	Dairon Blanco	Tucker Bradley
4/4	TOLEDO	L 9-2	Samad Taylor	Maikel Garcia	Nick Pratto	Tyler Gentry	Nick Loftin	CJ Alexander	Freddy Fermin	Dairon Blanco	Tucker Bradley
4/5	TOLEDO	L 7-6	Samad Taylor	Maikel Garcia	Tyler Gentry	Logan Porter	Nick Loftin	Jackson Reetz	Freddy Fermin	Dairon Blanco	Angelo Castellano
4/6	TOLEDO	L 8-5	Samad Taylor	Maikel Garcia	Tyler Gentry	Logan Porter	Nick Loftin	CJ Alexander	Freddy Fermin	Dairon Blanco	Tucker Bradley
4/7	TOLEDO	W 9-4	Samad Taylor	Maikel Garcia	Tyler Gentry	Logan Porter	Nick Loftin	CJ Alexander	Freddy Fermin	Dairon Blanco	Tucker Bradley
4/8	TOLEDO	W 13-8	Samad Taylor	Maikel Garcia	Tyler Gentry	Nick Pratto	CJ Alexander	Freddy Fermin	Dairon Blanco	Tucker Bradley	Angelo Castellano
4/9	TOLEDO	L 8-2	Samad Taylor	Maikel Garcia	Tyler Gentry	Nick Pratto	CJ Alexander	Logan Porter	Dairon Blanco	Jackson Reetz	Angelo Castellano
4/11	@ Iowa	L 9-6	Samad Taylor	Maikel Garcia	Tyler Gentry	Nick Pratto	Nick Loftin	Logan Porter	Freddy Fermin	Dairon Blanco	Tucker Bradley
4/12	@ Iowa	W 10-6	Samad Taylor	Maikel Garcia	Tyler Gentry	Nick Pratto	Nick Loftin	CJ Alexander	Freddy Fermin	Dairon Blanco	Tucker Bradley
4/13	@ Iowa	L 14-1	Samad Taylor	Maikel Garcia	Tyler Gentry	Nick Pratto	Nick Loftin	CJ Alexander	Freddy Fermin	Angelo Castellano	Tucker Bradley
4/14	@ Iowa	W 11-8	Samad Taylor	Maikel Garcia	Tyler Gentry	Logan Porter	Nick Loftin	CJ Alexander	Freddy Fermin	Dairon Blanco	Angelo Castellano
4/18	WINNETT	L 4-1	Samad Taylor	Maikel Garcia	Nick Pratto	Tyler Gentry	Nick Loftin	Logan Porter	Freddy Fermin	CJ Alexander	Angelo Castellano
4/19	WINNETT	L 6-2	Samad Taylor	Nick Loftin	Tyler Gentry	Nick Pratto	Logan Porter	Jackson Reetz	Dairon Blanco	Angelo Castellano	Tucker Bradley
4/20	WINNETT	L 6-3	Samad Taylor	Maikel Garcia	Tyler Gentry	Nick Pratto	Nick Loftin	CJ Alexander	Freddy Fermin	Dairon Blanco	Angelo Castellano
4/21	WINNETT	L 7-3	Samad Taylor	Maikel Garcia	Tyler Gentry	Nick Pratto	Nick Loftin	CJ Alexander	Freddy Fermin	Dairon Blanco	Angelo Castellano
4/22	WINNETT	L 5-2	Samad Taylor	Maikel Garcia	Tyler Gentry	Nick Pratto	Nick Loftin	CJ Alexander	Logan Porter	Dairon Blanco	Angelo Castellano
4/23	WINNETT	W 5-3	Dairon Blanco	Maikel Garcia	Tyler Gentry	Nick Pratto	Nick Loftin	CJ Alexander	Jackson Reetz	Tucker Bradley	Angelo Castellano
4/25	@ Nashville	L 8-3	Samad Taylor	Maikel Garcia	Tyler Gentry	Nick Pratto	Nick Loftin	Logan Porter	Dairon Blanco	Tucker Bradley	Angelo Castellano
4/26	@ Nashville	L 5-0	Samad Taylor	Maikel Garcia	Tyler Gentry	Nick Pratto	Nick Loftin	CJ Alexander	Brewer Hicklen	Angelo Castellano	Angelo Castellano
4/27	@ Nashville	W 2-1	Samad Taylor	Maikel Garcia	Tyler Gentry	Nick Pratto	Nick Loftin	Nate Eaton	CJ Alexander	Jackson Reetz	Dairon Blanco
4/28	@ Nashville	L 4-3	Samad Taylor	Maikel Garcia	Tyler Gentry	Logan Porter	Nate Eaton	Brewer Hicklen	Dairon Blanco	CJ Alexander	Angelo Castellano
4/29	@ Nashville	L 6-5 (10)	Samad Taylor	Maikel Garcia	Nate Eaton	Nick Loftin	Freddy Fermin	CJ Alexander	Jackson Reetz	Tucker Bradley	Angelo Castellano
4/30	@ Nashville	W 10-6	Samad Taylor	Maikel Garcia	Tyler Gentry	Freddy Fermin	Nick Loftin	Logan Porter	Nate Eaton	Brewer Hicklen	Dairon Blanco
5/1	LOUISVILLE	L 7-4	Samad Taylor	Nate Eaton	Tyler Gentry	Logan Porter	Nick Loftin	CJ Alexander	Brewer Hicklen	Tucker Bradley	Angelo Castellano
5/4	LOUISVILLE	L 12-10	Samad Taylor	CJ Alexander	Tyler Gentry	Franklin Reyes	Nick Loftin	Logan Porter	Brewer Hicklen	Tucker Bradley	Angelo Castellano
5/5	LOUISVILLE	W 6-2	Samad Taylor	Nick Loftin	Tyler Gentry	Franklin Reyes	Logan Porter	Brewer Hicklen	Jackson Reetz	Dairon Blanco	Clay Dungan
5/6	LOUISVILLE	W 11-9	Samad Taylor	Nick Loftin	Tyler Gentry	Franklin Reyes	Logan Porter	CJ Alexander	Dairon Blanco	Tucker Bradley	Angelo Castellano
5/7	@ Scranton/WB	L 14-2	Drew Waters	Samad Taylor	Tyler Gentry	Nick Loftin	CJ Alexander	Brewer Hicklen	Jackson Reetz	Dairon Blanco	Clay Dungan
5/10	@ Scranton/WB	L 4-3	Samad Taylor	Nick Loftin	Tyler Gentry	Logan Porter	Brewer Hicklen	Jackson Reetz	Dairon Blanco	Clay Dungan	Angelo Castellano
5/11	@ Scranton/WB	W 4-3 (11)	Drew Waters	Samad Taylor	Nick Loftin	Logan Porter	CJ Alexander	Brewer Hicklen	Dairon Blanco	Tucker Bradley	Angelo Castellano
5/12	@ Scranton/WB	W 5-2	Drew Waters	Samad Taylor	Tyler Gentry	CJ Alexander	Jackson Reetz	Tucker Bradley	Dairon Blanco	Clay Dungan	Angelo Castellano
5/13	@ Scranton/WB	L 8-6	Drew Waters	Nate Eaton	Tyler Gentry	CJ Alexander	Nick Loftin	Logan Porter	Dairon Blanco	Angelo Castellano	Angelo Castellano
5/14	@ Scranton/WB	W 6-3	Samad Taylor	Nick Loftin	Tyler Gentry	CJ Alexander	Jackson Reetz	Brewer Hicklen	Tucker Bradley	Dairon Blanco	Clay Dungan
5/16	TOLEDO	L 9-2	Drew Waters	Nicky Lopez	Samad Taylor	Tyler Gentry	Johan Camargo	Nick Loftin	Logan Porter	CJ Alexander	Angelo Castellano
5/17	TOLEDO	W 16-8	Drew Waters	Samad Taylor	Tyler Gentry	Logan Porter	Nick Loftin	Jackson Reetz	Dairon Blanco	Clay Dungan	Angelo Castellano
5/18	TOLEDO	W 19-1	Drew Waters	Nicky Lopez	Samad Taylor	Tyler Gentry	CJ Alexander	Nick Loftin	Logan Porter	Brewer Hicklen	Tucker Bradley
5/20	TOLEDO	L 4-1	Drew Waters	Nicky Lopez	Samad Taylor	Tyler Gentry	CJ Alexander	Nick Loftin	Logan Porter	Jackson Reetz	Angelo Castellano
5/21	TOLEDO	W 8-4	Drew Waters	Samad Taylor	Nick Loftin	Logan Porter	Brewer Hicklen	Jackson Reetz	Dairon Blanco	Tucker Bradley	Angelo Castellano
5/23	@ St. Paul	W 6-1	Drew Waters	Samad Taylor	Nick Loftin	Tyler Gentry	Logan Porter	Greyson Jenista	Dairon Blanco	Clay Dungan	Angelo Castellano
5/24	@ St. Paul	L 6-5	Drew Waters	Samad Taylor	Nick Loftin	Tyler Gentry	Logan Porter	Brewer Hicklen	Dairon Blanco	Jackson Reetz	Angelo Castellano
5/25	@ St. Paul	W 6-4	Samad Taylor	Nick Loftin	Tyler Gentry	Logan Porter	Brewer Hicklen	Greyson Jenista	Dairon Blanco	Tucker Bradley	Angelo Castellano
5/26	@ St. Paul	W 6-4	Samad Taylor	Nate Eaton	Nick Loftin	Logan Porter	Brewer Hicklen	Dairon Blanco	Jackson Reetz	Clay Dungan	Angelo Castellano
5/27	@ St. Paul	L 14-1	Samad Taylor	Nate Eaton	Tyler Gentry	Logan Porter	Dairon Blanco	Johan Camargo	Greyson Jenista	Angelo Castellano	Tucker Bradley
5/30	MEMPHIS	L 10-6	Samad Taylor	Nate Eaton	Tyler Gentry	Nick Loftin	CJ Alexander	Brewer Hicklen	Johan Camargo	Jackson Reetz	Clay Dungan
5/31	MEMPHIS	L 9-6	Samad Taylor	Nate Eaton	Tyler Gentry	Nick Loftin	Logan Porter	Dairon Blanco	CJ Alexander	Johan Camargo	Brewer Hicklen
6/1	MEMPHIS	L 12-6	Samad Taylor	Nate Eaton	Tyler Gentry	CJ Alexander	Johan Camargo	Dairon Blanco	Logan Porter	Jackson Reetz	Angelo Castellano
6/2	MEMPHIS	W 10-9 (10)	Dairon Blanco	Nate Eaton	Tyler Gentry	CJ Alexander	Johan Camargo	Logan Porter	Brewer Hicklen	Clay Dungan	Tucker Bradley
6/3	MEMPHIS	L 4-2	Dairon Blanco	Samad Taylor	Tyler Gentry	Johan Camargo	Nate Eaton	Logan Porter	Jackson Reetz	Brewer Hicklen	Angelo Castellano
6/4	MEMPHIS	L 6-5	Dairon Blanco	Samad Taylor	Tyler Gentry	Johan Camargo	Nate Eaton	Logan Porter	CJ Alexander	Clay Dungan	Tucker Bradley
6/6	@ Indianapolis	L 9-2	Dairon Blanco	Samad Taylor	Tyler Gentry	Johan Camargo	Nate Eaton	Logan Porter	Brewer Hicklen	Jackson Reetz	Angelo Castellano
6/7	@ Indianapolis	W 9-7	Dairon Blanco	Samad Taylor	Tyler Gentry	Johan Camargo	Nate Eaton	Logan Porter	CJ Alexander	Clay Dungan	Tucker Bradley
6/8	@ Indianapolis	W 15-7	Dairon Blanco	Samad Taylor	Tyler Gentry	Logan Porter	CJ Alexander	Brewer Hicklen	Clay Dungan	Angelo Castellano	Tucker Bradley
6/9	@ Indianapolis	W 6-2	Dairon Blanco	Samad Taylor	Tyler Gentry	Johan Camargo	Logan Porter	CJ Alexander	Jackson Reetz	Brewer Hicklen	Angelo Castellano
6/10	@ Indianapolis	W 5-5	Dairon Blanco	Samad Taylor	Tyler Gentry	Johan Camargo	CJ Alexander	Jackson Reetz	Brewer Hicklen	Clay Dungan	Tucker Bradley
6/13	COLUMBUS	W 5-5	Samad Taylor	Kyle Isbel	Tyler Gentry	Johan Camargo	Logan Porter	John Rave	Clay Dungan	Jermaine Palacios	Angelo Castellano
6/15	COLUMBUS	W 4-2	Samad Taylor	Kyle Isbel	Tyler Gentry	Logan Porter	John Rave	Brewer Hicklen	Clay Dungan	Jermaine Palacios	Angelo Castellano
6/16	COLUMBUS	W 4-1	Brewer Hicklen	Kyle Isbel	Tyler Gentry	Logan Porter	Johan Camargo	Clay Dungan	Adelny Hechavaria	Angelo Castellano	Tucker Bradley
6/17	COLUMBUS	L 13-4	Nate Eaton	John Rave	Matt Beatty	Logan Porter	Brewer Hicklen	Clay Dungan	Adelny Hechavaria	Angelo Castellano	Tucker Bradley
6/18	@ Rochester	W 5-4	Nate Eaton	Kyle Isbel	Tyler Gentry	Logan Porter	Johan Camargo	Brewer Hicklen	Clay Dungan	Adelny Hechavaria	Angelo Castellano
6/21	@ Rochester	W 7-3	Brewer Hicklen	Clay Dungan	Tyler Gentry	Logan Porter	Nate Eaton	Jermaine Palacios	Adelny Hechavaria	Angelo Castellano	Tucker Bradley
6/22	@ Rochester	W 8-4	Brewer Hicklen	Kyle Isbel	Logan Porter	Nate Eaton	Clay Dungan	Jermaine Palacios	Adelny Hechavaria	Angelo Castellano	Tucker Bradley
6/23	@ Rochester	W 6-2	Brewer Hicklen	Kyle Isbel	Logan Porter	Nate Eaton	Clay Dungan	Jermaine Palacios	Adelny Hechavaria	Angelo Castellano	Tucker Bradley
6/24	@ Rochester	L 3-2	Brewer Hicklen	Kyle Isbel	Logan Porter	John Rave	Clay Dungan	Adelny Hechavaria	Jermaine Palacios	Angelo Castellano	Angelo Castellano
6/25	@ Rochester	W 7-3	John Rave	Kyle Isbel	Tyler Gentry	Logan Porter	Clay Dungan	Adelny Hechavaria	Jermaine Palacios	Paxton Wallace	Tucker Bradley
6/28	IOWA	L 9-2	Brewer Hicklen	John Rave	Logan Porter	Nate Eaton	Tucker Bradley	Tyler Gentry	Adelny Hechavaria	Clay Dungan	Angelo Castellano
6/29	IOWA	W 8-3	Brewer Hicklen	John Rave	Logan Porter	Nate Eaton	Tucker Bradley	Tyler Gentry	Adelny Hechavaria	Clay Dungan	Angelo Castellano
6/30	IOWA	W 6-5	Brewer Hicklen	John Rave	Logan Porter	Nate Eaton	Tucker Bradley	Tyler Gentry	Jermaine Palacios	Clay Dungan	Angelo Castellano
7/2 [61]	IOWA	W 11-1 (7)	Brewer Hicklen	Michael Massey	John Rave	Nate Eaton	Tucker Bradley	Adelny Hechavaria	Clay Dungan	Jose Briceño	Angelo Castellano
7/2 [62]	IOWA	L 6-2 (7)	John Rave	Tucker Bradley	Logan Porter	Nate Eaton	Tucker Bradley	Tyler Gentry	Jermaine Palacios	Paxton Wallace	Angelo Castellano
7/3	IOWA	L 7-6	John Rave	Logan Porter	Michael Massey	Nate Eaton	Tucker Bradley	Tyler Gentry	Adelny Hechavaria	Clay Dungan	Jermaine Palacios
7/4	@ Gwinnett	L 3-1	Tucker Bradley	Adelny Hechavaria	John Rave	Brewer Hicklen	Clay Dungan	Tyler Gentry	Jermaine Palacios	Jose Briceño	Angelo Castellano
7/5	@ Gwinnett	W 13-7 (10)	Samad Taylor	John Rave	Logan Porter	Nate Eaton	Tucker Bradley	Tyler Gentry	Adelny Hechavaria	Angelo Castellano	Angelo Castellano
7/6	@ Gwinnett	W 9-6	Samad Taylor	John Rave	Logan Porter	Nate Eaton	Tucker Bradley	Tyler Gentry	Adelny Hechavaria	Clay Dungan	Angelo Castellano
7/7	@ Gwinnett	W 7-1	Samad Taylor	John Rave	Logan Porter	Nate Eaton	Tucker Bradley	Tyler Gentry	Adelny Hechavaria	Brewer Hicklen	Jermaine Palacios
7/9	@ Gwinnett	L 8-1	Clay Dungan	Nate Eaton	John Rave	Logan Porter	Tucker Bradley	Tyler Gentry	Adelny Hechavaria	Brewer Hicklen	Angelo Castellano
7/14	INDIANAPOLIS	W 13-5	Clay Dungan	John Rave	Logan Porter	Nate Eaton	Tucker Bradley	Tyler Gentry	Brewer Hicklen	Jermaine Palacios	Angelo Castellano
7/15	INDIANAPOLIS	W 10-5	Brewer Hicklen	John Rave	Logan Porter	CJ Alexander	Nate Eaton	Tucker Bradley	Tyler Gentry	Adelny Hechavaria	Angelo Castellano
7/16	INDIANAPOLIS	W 11-4	Clay Dungan	Nick Loftin	John Rave	Logan Porter	Nate Eaton	Tucker Bradley	Tyler Gentry	Adelny Hechavaria	Angelo Castellano
7/18	ST. PAUL	W 10-1	Tucker Bradley	Nick Loftin	John Rave	Logan Porter	CJ Alexander	Nate Eaton	Tucker Bradley	Clay Dungan	Angelo Castellano
7/19	ST. PAUL	L 9-4	Samad Taylor	Matt Beatty	John Rave	Logan Porter	CJ Alexander	Nick Loftin	Nate Eaton	Brewer Hicklen	Adelny Hechavaria
7/20	ST. PAUL	L 6-5	Samad Taylor	Matt Beatty	Nick Loftin	Logan Porter	Nate Eaton	Tyler Gentry	Brewer Hicklen	Adelny Hechavaria	Jermaine Palacios
7/21	ST. PAUL	W 10-4	Samad Taylor	John Rave	Logan Porter	CJ Alexander	Tucker Bradley	Tyler Gentry	Clay Dungan	Adelny Hechavaria	Angelo Castellano
7/22	ST. PAUL	W 8-5	Samad Taylor	John Rave	Matt Beatty	Nick Loftin	Nate Eaton	Tyler Gentry	Brewer Hicklen	Clay Dungan	Angelo Castellano
7/23	ST. PAUL	W 3-1	Samad Taylor	Tucker Bradley	Nick Loftin	John Rave	Logan Porter	CJ Alexander	Nick Loftin	Tyler Gentry	Adelny Hechavaria
7/25	@ Columbus	L 10-2	Samad Taylor	Tucker Bradley	Logan Porter	John Rave	Nate Eaton	CJ Alexander	Nick Loftin	Tyler Gentry	Adelny Hechavaria
7/26	@ Columbus	W 5-2	Samad Taylor	John Rave	Nate Eaton	CJ Alexander	Brewer Hicklen	Clay Dungan	Angelo Castellano	Jose Briceño	Jermaine Palacios
7/27	@ Columbus	W 5-2	Samad Taylor	John Rave	Nick Loftin	Logan Porter	CJ Alexander	Nate Eaton	Tucker Bradley	Tyler Gentry	Adelny Hechavaria
7/28	@ Columbus	W 6-3	Clay Dungan	Matt Beatty	Nick Loftin	John Rave	Logan Porter	CJ Alexander	Tucker Bradley	Adelny Hechavaria	Angelo Castellano
7/29	@ Columbus	L 6-3	Nate Eaton	Matt Beatty	Nick Loftin	John Rave	Tyler Gentry	Tucker Bradley	Adelny Hechavaria	Jose Briceño	Angelo Castellano
7/30	@ Columbus	W 7-5	Clay Dungan	Matt Beatty	Nick Loftin	Logan Porter	Nate Eaton	Tyler Gentry	Brewer Hicklen	Adelny Hechavaria	Angelo Castellano
8/1	Louisville	L 3-2	Tucker Bradley	John Rave	Nick Loftin	Logan Porter	Nate Eaton	Tyler Gentry	CJ Alexander	Clay Dungan	Adelny Hechavaria
8/3	@ Louisville	L 11-2	John Rave	Nick Loftin	Nelson Velazquez	Devin Mann	Logan Porter	Nate Eaton	Clay Dungan	Adelny Hechavaria	Angelo Castellano
8/4	@ Louisville	L 8-3	John Rave	Nick Loftin	Clay Dungan	Devin Mann	Nelson Velazquez	Tyler Gentry	CJ Alexander	Jose Briceño	Angelo Castellano
8/5	@ Louisville	L 5-1	Tucker Bradley	Nick Loftin	Devin Mann	Nelson Velazquez	Logan Porter	Nate Eaton	CJ Alexander	Brewer Hicklen	Angelo Castellano
8/6	@ Louisville	L 5-4	Clay Dungan	Nick Loftin	Devin Mann	Tyler Gentry	John Rave	Nate Eaton	Adelny Hechavaria	Jose Briceño	Angelo Castellano
8/8	IOWA	W 8-2	John Rave	Nick Loftin	Devin Mann	Tyler Gentry	Logan Porter	Nelson Velazquez	Nate Eaton	Adelny Hechavaria	Clay Dungan
8/9	IOWA	L 20-1	John Rave	Nick Loftin	Devin Mann	Tyler Gentry	Logan Porter	Nelson Velazquez	CJ Alexander	Adelny Hechavaria	Tucker Bradley
8/10	IOWA	L 10-3	Brewer Hicklen	Nick Loftin	Devin Mann	Tyler Gentry	Logan Porter	Nate Eaton	Adelny Hechavaria	Jose Briceño	Angelo Castellano
8/11	IOWA	L 9-4	John Rave	Nick Loftin	Devin Mann	Tyler Gentry	Logan Porter	Nate Eaton	CJ Alexander	Angelo Castellano	Tucker Bradley
8/15	TOLEDO	W 11-8	Clay Dungan	Nick Loftin	Devin Mann	Tyler Gentry	Logan Porter	Brewer Hicklen	Tucker Bradley	Adelny Hechavaria	Angelo Castellano
8/16	@ Toledo	L 8-2	Bubba Thompson	Edward Olivares	Nick Loftin	Devin Mann	John Rave	Tyler Gentry	Logan Porter	Nate Eaton	Clay Dungan
8/17	@ Toledo	L 4-2	Bubba Thompson	Edward Olivares	Nick Loftin	Nick Pratto	Devin Mann	John Rave	Tyler Gentry	Jose Briceño	Clay Dungan
8/18	@ Toledo	L 5-0	Clay Dungan	Edward Olivares	Nick Loftin	Nick Pratto	Nate Eaton	Tyler Gentry	Logan Porter	CJ Alexander	Angelo Castellano
8/19	@ Toledo	W 5-3	Bubba Thompson	Devin Mann	Nick Pratto	Nick Loftin	John Rave	Nate Eaton	Logan Porter	Clay Dungan	Angelo Castellano
8/20	@ Toledo	L 12-0	Bubba Thompson	Edward Olivares	Nick Pratto	Nick Loftin	Nick Pratto	John Rave	Nate Eaton	Clay Dungan	Angelo Castellano
8/22	ST. PAUL	W 14-4	Bubba Thompson	John Rave	Edward Olivares	Nick Loftin	Devin Mann	Nate Eaton	Logan Porter	Clay Dungan	Angelo Castellano
8/23	ST. PAUL	L 6-4	Bubba Thompson	John Rave	Edward Olivares	Nick Loftin	Devin Mann	Tyler Gentry	Logan Porter	CJ Alexander	Angelo Castellano
8/24	ST. PAUL	L 10-7	Bubba Thompson	Edward Olivares	Nick Loftin	Devin Mann	Tyler Gentry	Nate Eaton	Clay Dungan	Jose Briceño	Angelo Castellano
8/25	ST. PAUL	L 9-2	Clay Dungan	Nick Loftin	Devin Mann	John Rave	Tyler Gentry	Nate Eaton	Logan Porter	CJ Alexander	Angelo Castellano
8/26	ST. PAUL	L 7-3	Bubba Thompson	Edward Olivares	Devin Mann	Clay Dungan	Nick Loftin	Logan Porter	Clay Dungan	Jose Briceño	Angelo Castellano
8/27	ST. PAUL	W 5-3	Bubba Thompson	Edward Olivares	Nick Loftin	John Rave	Devin Mann	Nate Eaton	Clay Dungan	Jose Briceño	Angelo Castellano
8/29	LOUISVILLE	W 4-3	Bubba Thompson	Edward Olivares	Nick Loftin	Devin Mann	Tyler Gentry	Logan Porter	Nate Eaton	Clay Dungan	Angelo Castellano
8/30	LOUISVILLE										

DATE	OPPONENT	RESULT	IP	H	R	ER	BB	SO	2B	3B	HR	TB	AVG	WHIP	WP	BK	HB	GIDP	IBB	TBF	SV	SVO	ERA (SEASON)
3/31	@ Indianapolis	W 8-6	9.0	11	6	6	2	7	4	0	1	18	(.297)	(1.44)	0	1	2	1	0	40	1	0	6.00
4/1	@ Indianapolis	W 12-1	9.0	5	1	1	2	8	4	0	1	6	(.185)	(0.78)	0	1	1	1	0	31	0	0	3.50
4/2	@ Indianapolis	W 8-3	9.0	11	3	3	5	10	1	1	1	17	(.314)	(1.78)	0	0	3	0	0	40	0	0	3.33
4/4	TOLEDO	L 9-2	9.0	12	9	9	4	8	6	0	3	27	(.324)	(1.78)	0	0	0	1	0	41	0	0	4.75
4/5	TOLEDO	L 7-6	9.0	12	7	6	8	10	3	0	1	18	(.316)	(1.89)	1	0	0	2	0	43	0	0	5.00
4/6	TOLEDO	L 8-3	12.0	10	8	8	5	12	7	1	1	22	(.286)	(2.00)	0	0	2	1	1	44	0	0	5.00
4/7	TOLEDO	W 9-4	9.0	9	4	4	5	8	0	2	1	16	(.250)	(1.56)	1	0	1	0	0	42	0	0	5.29
4/8	TOLEDO	W 13-8	9.0	13	8	7	4	8	2	0	0	15	(.317)	(1.89)	0	1	2	1	0	47	0	0	5.50
4/9	TOLEDO	L 8-2	9.0	13	8	6	4	10	2	0	3	24	(.317)	(1.89)	0	0	1	1	0	46	0	0	5.56
4/11	@ Iowa	L 9-6	8.0	9	9	9	8	7	10	3	0	2	18	(.295)	(1.75)	0	0	1	0	37	0	0	5.97
4/12	@ Iowa	W 10-6	9.0	8	6	6	2	10	7	1	1	18	(.235)	(1.11)	0	0	1	0	0	37	0	0	5.97
4/13	@ Iowa	L 14-1	8.0	15	14	12	4	8	7	0	2	28	(.375)	(2.38)	0	0	2	0	0	46	0	0	6.54
4/14	@ Iowa	W 11-8	9.0	11	8	7	4	14	2	0	2	19	(.297)	(1.67)	1	0	2	0	1	45	1	1	6.57
4/18	WINNETT	L 4-1	9.0	6	4	4	6	3	0	0	0	8	(.207)	(1.33)	2	0	0	0	0	39	0	0	6.39
4/19	WINNETT	L 6-2	9.0	10	6	6	1	9	3	0	2	19	(.286)	(1.22)	0	0	0	1	0	36	0	0	6.36
4/20	WINNETT	L 8-3	9.0	10	9	8	3	7	7	0	1	16	(.286)	(1.67)	0	0	0	1	1	41	0	0	5.95
4/21	WINNETT	L 7-3	9.0	11	7	4	4	8	4	0	1	18	(.297)	(1.67)	4	1	0	2	0	42	0	0	6.20
4/22	WINNETT	L 5-2	9.0	10	5	4	5	5	1	0	1	14	(.294)	(1.67)	0	0	2	1	0	42	0	0	6.08
4/23	WINNETT	W 5-3	9.0	8	3	3	3	5	2	1	0	10	(.229)	(1.22)	2	0	0	1	0	39	1	1	5.91
4/25	@ Nashville	L 8-3	8.0	11	8	8	3	5	2	1	2	21	(.333)	(1.75)	0	0	0	0	0	38	0	0	6.05
4/26	@ Nashville	L 5-0	8.0	11	5	5	3	5	3	0	1	17	(.333)	(1.75)	0	0	0	0	0	37	0	0	6.03
4/27	@ Nashville	W 2-1	9.0	6	1	1	1	5	10	1	0	7	(.200)	(1.22)	0	0	1	1	0	36	1	1	5.80
4/28	@ Nashville	L 4-3	8.2	7	4	3	4	7	1	0	0	8	(.233)	(1.27)	0	0	0	3	0	34	0	1	5.68
4/29	@ Nashville	L 6-5 (10)	9.1	13	6	5	6	9	2	0	1	18	(.325)	(2.04)	3	0	1	0	0	48	0	1	5.65
4/30	@ Nashville	W 10-6	9.0	9	6	6	0	9	1	0	1	13	(.257)	(1.56)	3	0	1	0	0	42	0	1	5.66
5/2	LOUISVILLE	L 10-9	9.0	14	10	10	5	8	10	0	0	18	(.368)	(2.11)	0	0	0	1	0	45	0	0	5.95
5/3	LOUISVILLE	L 7-4	9.0	11	7	6	4	10	0	0	3	20	(.306)	(1.67)	0	0	1	1	0	41	0	0	5.84
5/4	LOUISVILLE	L 12-10	9.0	13	12	10	4	8	1	1	6	34	(.333)	(1.89)	0	0	0	1	0	43	0	0	5.99
5/5	LOUISVILLE	W 6-2	9.0	7	2	2	3	8	1	0	1	11	(.219)	(1.11)	0	0	0	0	0	36	1	1	5.85
5/6	LOUISVILLE	W 11-9	9.0	13	9	9	9	9	4	0	2	23	(.333)	(1.78)	0	0	1	0	0	42	1	1	5.95
5/7	LOUISVILLE	L 4-3	9.0	6	4	4	3	7	10	2	0	11	(.188)	(1.44)	0	0	1	0	0	39	0	0	5.64
5/9	@ Scranton/WB	L 14-2	8.0	18	14	13	5	6	4	0	4	34	(.486)	(2.88)	1	0	2	4	0	45	0	0	6.14
5/10	@ Scranton/WB	L 4-3	8.0	4	4	4	4	8	9	1	0	8	(.160)	(1.50)	0	0	1	2	0	34	0	0	6.09
5/11	@ Scranton/WB	W 4-3 (11)	11.0	8	4	4	3	6	15	3	0	0	11	(.227)	(1.27)	1	0	1	2	4	0	1	5.96
5/12	@ Scranton/WB	W 3-2	9.0	4	3	2	2	5	8	0	0	7	(.107)	(0.78)	0	0	0	1	0	25	0	1	5.85
5/13	@ Scranton/WB	W 8-6	9.0	10	8	8	3	5	8	0	0	17	(.333)	(1.75)	0	0	0	2	0	38	0	0	5.94
5/14	@ Scranton/WB	W 6-3	9.0	9	3	3	5	13	1	0	2	16	(.250)	(1.56)	0	0	0	0	0	41	1	2	5.84
5/16	TOLEDO	L 9-2	9.0	12	9	7	3	11	3	0	3	24	(.308)	(1.67)	2	0	0	1	0	42	0	0	5.87
5/17	TOLEDO	W 16-8	9.0	14	8	8	2	14	2	0	3	25	(.341)	(1.78)	1	0	0	0	0	43	0	0	5.92
5/18	TOLEDO	W 9-0	9.0	3	0	0	0	4	10	1	0	4	(.000)	(0.78)	0	0	1	2	0	33	0	0	5.70
5/19	TOLEDO	W 5-1	9.0	6	1	0	4	7	2	0	0	8	(.188)	(1.11)	1	0	0	1	0	36	0	0	5.63
5/20	TOLEDO	L 4-1	9.0	5	4	4	8	8	0	0	0	5	(.179)	(1.44)	0	0	2	1	0	39	0	0	5.59
5/21	TOLEDO	W 8-4	9.0	15	4	4	1	6	6	0	2	27	(.385)	(1.78)	0	0	2	2	0	42	0	0	5.56
5/23	@ St. Paul	W 6-1	9.0	6	1	1	2	7	1	0	0	7	(.182)	(0.89)	0	0	0	0	0	35	0	0	5.45
5/24	@ St. Paul	L 6-5	8.0	9	6	6	6	13	2	0	0	11	(.273)	(1.88)	0	0	0	0	0	39	0	0	5.48
5/25	@ St. Paul	L 8-6	9.0	10	8	8	5	6	13	1	0	18	(.313)	(1.88)	0	0	1	1	0	38	0	0	5.48
5/26	@ St. Paul	W 6-4	9.0	8	4	4	7	7	1	0	1	12	(.250)	(1.67)	0	0	1	1	0	40	1	1	5.45
5/27	@ St. Paul	L 14-1	8.0	16	14	11	6	12	2	1	2	26	(.381)	(2.75)	0	0	0	0	0	48	0	0	5.58
5/28	@ St. Paul	L 10-6	8.0	9	10	6	3	7	1	0	2	16	(.290)	(1.50)	0	0	1	0	0	36	0	1	5.60
6/1	MEMPHIS	W 10-6	9.0	16	6	6	8	10	6	0	0	19	(.344)	(1.94)	0	0	0	0	0	41	1	1	5.61
6/1	MEMPHIS	L 9-4	9.0	11	9	7	4	10	1	0	6	30	(.282)	(1.67)	0	0	0	0	0	44	0	0	5.64
6/2	MEMPHIS	L 12-6	9.0	11	12	12	11	8	2	0	3	22	(.297)	(2.44)	0	0	0	1	0	48	0	0	5.76
6/2	MEMPHIS	W 10-9 (10)	10.0	12	9	7	7	10	2	0	1	17	(.300)	(1.90)	0	0	0	3	0	48	0	1	5.72
6/3	MEMPHIS	L 4-2	9.0	6	4	3	1	9	1	0	1	10	(.176)	(0.78)	2	0	0	0	0	35	0	0	5.72
6/4	MEMPHIS	L 6-5	9.0	9	6	6	7	11	0	1	0	10	(.257)	(1.78)	1	0	0	1	0	42	0	0	5.73
6/6	@ Indianapolis	W 4-2	9.0	7	4	4	6	12	0	0	0	9	(.219)	(1.44)	0	0	0	0	0	40	1	1	5.73
6/7	@ Indianapolis	W 9-7	9.0	10	7	7	4	13	3	1	1	18	(.286)	(1.56)	0	0	0	1	0	39	0	0	5.68
6/8	@ Indianapolis	W 15-7	9.0	11	7	7	8	7	3	0	1	17	(.306)	(2.11)	0	0	0	1	0	44	0	0	5.70
6/9	@ Indianapolis	W 6-2	9.0	8	2	2	1	12	1	0	1	12	(.216)	(1.00)	0	0	0	0	0	38	0	0	5.64
6/10	@ Indianapolis	W 5-3	9.0	8	5	5	6	10	1	0	0	9	(.242)	(2.00)	1	0	0	0	0	44	1	1	5.63
6/13	COLUMBUS	W 6-1	9.0	4	1	1	6	11	0	0	0	4	(.133)	(1.11)	0	0	1	0	0	38	0	0	5.54
6/14	COLUMBUS	W 6-1	9.0	4	1	1	6	11	0	0	0	4	(.133)	(1.11)	0	0	1	0	0	38	0	0	5.54
6/15	COLUMBUS	W 4-2	9.0	5	2	2	1	4	0	0	2	11	(.161)	(0.67)	0	0	1	1	0	33	1	1	5.49
6/16	COLUMBUS	W 4-1	9.0	5	2	1	3	6	0	0	0	6	(.194)	(1.00)	0	0	1	3	0	34	0	0	5.42
6/17	COLUMBUS	W 13-4	9.0	11	4	4	4	7	1	0	0	18	(.297)	(1.67)	1	0	0	1	0	41	0	0	5.42
6/18	COLUMBUS	W 6-4	9.0	6	4	4	5	9	2	0	0	10	(.194)	(1.22)	2	0	0	0	0	37	1	1	5.37
6/20	@ Rochester	L 5-4	8.0	7	5	5	5	13	1	0	1	11	(.233)	(1.50)	1	1	1	0	0	36	0	1	5.38
6/21	@ Rochester	W 7-3	9.0	7	3	2	2	8	1	0	1	11	(.219)	(1.00)	1	0	0	0	0	36	0	0	5.33
6/22	@ Rochester	W 9-4	9.0	8	4	4	5	7	1	0	3	18	(.229)	(1.44)	1	0	0	0	0	40	0	0	5.31
6/23	@ Rochester	W 4-2	9.0	7	4	4	5	7	1	0	1	8	(.167)	(1.11)	0	0	2	2	0	37	1	1	5.38
6/24	@ Rochester																						

DATE	OPPONENT	RESULT	AB	R	H	TB	2B	3B	HR	XBH	RBI	BB	IBB	SO	SB	CS	HBP	SAC	SF	GDP	LOB	AVG (SEASON)
3/31	@ Indianapolis	W 8-5	40	8	12	16	2	1	0	2	8	9	0	12	3	0	0	0	0	0	14	300
4/1	@ Indianapolis	W 12-1	42	12	16	24	2	0	0	2	12	6	0	10	3	0	0	0	0	2	11	341
4/2	@ Indianapolis	W 8-3	39	8	12	22	1	0	3	4	8	4	0	5	2	0	1	0	0	0	9	331
4/4	TOLEDO	L 9-2	29	2	6	12	1	1	1	3	2	6	0	7	2	0	1	0	0	4	6	307
4/5	TOLEDO	L 7-6	34	6	8	18	3	0	3	4	6	4	0	12	1	1	1	0	0	1	6	293
4/6	TOLEDO	L 5-2	33	5	7	15	0	1	2	3	3	3	0	12	2	1	0	0	0	1	4	280
4/7	TOLEDO	W 9-4	34	9	12	18	3	0	1	4	8	4	0	11	0	0	0	0	1	1	6	292
4/8	TOLEDO	W 13-8	36	13	12	26	2	0	4	6	13	5	0	9	0	0	0	0	0	0	4	297
4/9	TOLEDO	L 8-2	33	2	6	11	2	0	2	3	2	1	0	12	0	0	2	0	0	0	12	285
4/11	@ Iowa	L 9-6	38	6	10	20	4	0	2	6	10	3	0	6	0	1	1	0	0	0	6	286
4/12	@ Iowa	W 10-5	38	10	12	29	5	0	4	10	12	9	0	9	1	1	0	0	0	0	5	286
4/13	@ Iowa	L 14-1	31	1	6	12	3	0	1	4	1	1	0	4	0	1	0	0	0	1	4	279
4/14	@ Iowa	W 11-8	38	11	11	14	3	0	0	3	10	7	0	7	5	1	2	0	1	0	10	280
4/18	WINNETT	L 4-1	31	1	7	10	3	0	0	3	1	3	0	10	0	1	0	0	1	1	5	277
4/19	WINNETT	L 6-2	31	2	6	14	2	0	2	4	2	3	0	7	2	0	0	0	0	1	5	272
4/20	WINNETT	L 9-3	27	3	3	4	0	0	0	3	1	4	0	10	2	0	0	0	0	1	10	264
4/21	WINNETT	L 7-3	35	3	9	13	1	0	1	2	3	4	0	8	1	0	0	0	0	1	9	264
4/22	WINNETT	L 5-2	27	2	4	8	1	0	1	2	2	4	0	8	0	1	0	0	0	3	2	259
4/23	WINNETT	W 5-3	31	5	12	15	3	0	0	3	5	4	0	12	0	1	0	0	0	0	3	265
4/25	@ Nashville	L 8-3	29	3	5	6	1	0	0	1	0	3	0	7	3	0	0	0	0	2	3	261
4/26	@ Nashville	L 5-0	30	0	4	5	1	0	0	1	0	2	0	7	3	0	0	0	0	0	2	255
4/27	@ Nashville	W 2-1	33	2	8	13	2	0	1	3	2	2	0	11	2	0	1	0	0	1	7	255
4/28	@ Nashville	L 4-3	30	3	5	5	0	0	0	0	2	3	0	9	3	1	0	0	0	1	3	251
4/29	@ Nashville	L 6-5 (10)	37	5	8	15	4	0	1	5	4	3	0	7	3	0	0	0	0	2	6	250
4/30	@ Nashville	W 10-6	34	10	11	23	3	0	3	6	10	7	0	7	3	0	1	1	3	1	9	253
5/2	LOUISVILLE	L 6-4	32	4	6	9	2	0	1	3	4	1	0	13	0	1	0	0	0	1	10	253
5/3	LOUISVILLE	L 7-4	34	4	10	13	3	0	0	3	4	2	0	6	0	0	0	0	0	3	5	252
5/4	LOUISVILLE	L 12-10	40	10	11	17	3	0	1	4	8	4	0	6	6	0	1	0	1	0	9	253
5/5	LOUISVILLE	W 6-0	30	6	5	12	1	0	2	3	6	3	0	10	3	0	0	0	0	0	3	253
5/6	LOUISVILLE	W 11-9	31	11	12	16	2	0	1	2	10	6	0	10	2	0	1	4	1	1	0	254
5/7	LOUISVILLE	L 8-6	37	8	17	1	1	2	4	3	1	2	0	10	2	0	0	0	0	3	7	253
5/9	@ Scranton/WB	L 14-2	31	2	4	8	1	0	1	2	1	0	0	5	0	0	0	0	0	1	2	250
5/10	@ Scranton/WB	L 4-3	30	3	5	11	1	1	1	3	3	7	0	8	3	1	1	0	1	0	9	248
5/11	@ Scranton/WB	W 4-3 (11)	36	4	8	10	2	0	1	2	2	4	0	9	3	0	1	0	0	2	6	243
5/12	@ Scranton/WB	W 5-2	32	3	8	10	2	0	0	2	3	2	0	7	1	1	0	0	1	0	5	243
5/13	@ Scranton/WB	L 14-4	37	6	14	21	4	0	0	5	6	1	0	8	3	1	0	0	0	0	6	248
5/14	@ Scranton/WB	W 6-3	33	6	7	20	2	1	3	6	5	6	0	13	2	1	0	0	0	0	6	247
5/16	TOLEDO	L 9-2	36	2	9	10	1	0	0	1	2	8	0	12	2	0	0	0	0	0	15	247
5/17	TOLEDO	W 16-8	41	16	18	34	7	0	3	10	15	5	0	9	3	0	2	0	0	1	8	253
5/18	TOLEDO	W 9-0	38	9	14	20	3	0	4	9	8	4	0	6	0	0	1	0	0	2	8	258
5/19	TOLEDO	W 5-1	32	5	12	18	4	1	0	5	8	7	0	7	5	1	1	0	0	1	9	258
5/20	TOLEDO	L 4-1	29	1	2	2	0	0	0	0	1	7	0	16	2	0	0	0	0	0	8	255
5/21	TOLEDO	W 8-4	35	8	12	28	2	1	4	7	7	6	0	6	2	0	0	0	0	1	7	257
5/23	@ St. Paul	W 6-1	35	6	11	15	0	0	1	6	5	6	0	11	1	1	0	0	0	2	7	258
5/24	@ St. Paul	L 6-5	38	5	11	15	0	1	2	5	6	0	0	12	1	1	0	0	1	1	12	259
5/25	@ St. Paul	L 8-6	36	6	10	16	3	0	1	4	6	0	0	6	6	0	2	0	0	1	12	259
5/26	@ St. Paul	W 6-4	32	6	8	9	1	0	0	1	3	8	0	7	7	1	1	0	0	2	8	259
5/27	@ St. Paul	L 14-1	28	1	6	9	0	0	1	1	1	7	0	8	0	2	1	0	0	4	8	258
5/28	@ St. Paul	L 10-6	34	6	11	12	1	0	0	1	5	3	0	5	2	0	0	0	0	4	4	260
6/1	MEMPHIS	L 12-6	34	7	12	24	4	1	2	4	12	5	0	12	5	0	1	0	0	1	8	261
6/2	MEMPHIS	W 10-9 (10)	37	4	9	9	0	0	0	3	1	0	0	10	3	0	1	0	0	1	8	261
6/3	MEMPHIS	W 10-9 (10)	34	6	9	20	2	0	3	5	6	6	0	10	1	0	0	0	0	2	8	261
6/4	MEMPHIS	L 4-2	31	2	13	20	4	0	1	5	9	3	0	8	4	1	0	2	1	0	8	263
6/5	MEMPHIS	L 6-5	37	5	12	13	2	0	0	1	6	0	0	11	0	0	0	0	0	1	8	261
6/6	@ Indianapolis	L 4-2	32	4	8	13	2	0	0	3	4	2	0	8	2	0	0	0	0	1	11	263
6/7	@ Indianapolis	W 9-7	33	9	10	16	3	0	1	4	9	10	0	7	5	0	1	0	2	2	10	263
6/8	@ Indianapolis	W 15-7	36	15	12	18	3	0	1	4	15	11	0	11	4	0	0	0	3	0	8	264
6/9	@ Indianapolis	W 6-2	39	6	13	19	3	0	1	4	6	0	0	8	2	0	1	0	0	1	7	266
6/10	@ Indianapolis	W 5-3	37	9	12	18	3	0	1	4	8	10	0	11	5	0	1	0	0	1	13	267
6/13	COLUMBUS	W 6-1	29	6	7	14	1	0	2	3	6	4	0	10	2	0	1	0	0	1	4	265
6/14	COLUMBUS	W 6-1	26	6	5	16	2	0	3	5	6	6	0	7	2	0	1	1	1	0	5	265
6/15	COLUMBUS	W 4-2	29	4	6	8	0	1	0	1	4	3	0	8	2	0	1	0	0	1	6	265
6/16	COLUMBUS	W 4-1	30	4	10	18	5	0	1	6	4	3	0	7	0	1	0	0	0	1	5	266
6/17	COLUMBUS	W 13-4	37	13	15	23	2	0	4	13	7	0	0	10	0	0	0	0	0	1	10	268
6/18	COLUMBUS	W 6-3	34	6	13	23	4	0	2	6	6	1	0	7	1	0	2	0	0	1	7	270
6/20	@ Rochester	L 5-4	31	4	7	8	1	0	0	1	4	7	0	10	0	2	0	0	1	1	8	269
6/21	@ Rochester	W 7-3	35	7	10	13	3	0	0	3	6	6	0	8	0	0	0	0	0	2	7	269
6/22	@ Rochester	W 9-4	37	8	11	16	2	0	1	3	7	3	0	12	2	0	1	0	0	1	6	270
6/23	@ Rochester	L 3-2	33	3	7	12	0	0	0	3	3	0	0	8	13	0	0	0	0	0	6	268
6/24	@ Rochester	L 3-2	30	2	5	11	1	1	1	3	2	6	0	11	1	0	0	1	0	1	8	268
6/25	@ Rochester	W 7-3	33	7	9	10	1	0	0	1	6	7	0	10	3	1	0	0	2	1	8	268
6/28	IOWA	L 9-2	30	2	5	6	1	0	0	1	2	3	0	9	1	0	0	1	0	1	5	267
6/29	IOWA	W 3-0	34	8	12	28	5	1	0	9	8	7	1	12	1	1	0	0	0	1	11	268
7/2 [G1]	IOWA	W 11-1 (7)	30	11	16	27	5	0	2	7	11	3	0	12	1	0	1	0	0	2	6	270
7/2 [G2]	IOWA	L 6-2 (7)	26	2	6	11	2	0	1	3	1	0	0	7	1	1	0	0	0	0	3	270
7/3	IOWA	L 7-6	32	6	5	9	1	0	1	2	1	2	0	11	0	0	0	0	0	0	5	269
7/4	@ Gwinnett	L 3-1	29	1	3	4	1	0	0	1	2	5	0	9								

HITTING

SERIES	OPPONENT	DATES	AVG	G	AB	R	H	TB	2B	3B	HR	RBI	BB	IBB	SO	SB	CS	OBP	SLG	OPS	PA	SAC	SF	HBP	GIDP
SERIES 1	@ Indianapolis	3/31 - 4/2	.331	3	121	28	40	62	5	1	5	28	19	0	27	10	0	.420	.512	.932	143	0	2	1	0
SERIES 2	TOLEDO	4/4 - 4/9	.258	6	198	37	51	100	9	2	12	34	28	0	61	5	2	.355	.505	.860	231	0	2	3	7
SERIES 3	@ Iowa	4/11 - 4/16	.269	4	145	28	39	75	15	0	7	27	12	0	26	6	2	.335	.517	.852	161	0	1	3	1
SERIES 4	GWINNETT	4/18 - 4/23	.225	6	182	16	41	64	11	0	4	16	29	0	50	11	3	.330	.352	.682	215	0	3	1	7
SERIES 5	@ Nashville	4/25 - 4/30	.212	6	193	23	41	67	11	0	5	21	20	0	52	11	1	.292	.347	.639	220	1	3	3	9
SERIES 6	LOUISVILLE	5/2 - 5/7	.256	6	203	38	52	84	10	2	6	35	24	0	48	13	2	.349	.414	.763	236	1	2	6	4
SERIES 7	@ Scranton/WB	5/9 - 5/14	.211	6	199	24	42	78	11	2	7	20	20	0	50	12	4	.290	.392	.682	224	0	2	3	3
SERIES 8	TOLEDO	5/16 - 5/21	.321	6	209	45	67	112	17	2	8	42	38	0	56	14	1	.433	.536	.969	252	0	1	4	5
SERIES 9	@ St. Paul	5/23 - 5/28	.276	6	203	30	56	79	11	0	4	26	35	0	49	16	4	.391	.389	.780	243	0	1	4	14
SERIES 10	MEMPHIS	5/30 - 6/4	.286	6	213	34	61	93	12	1	6	28	24	0	52	10	3	.365	.437	.802	243	2	1	3	7
SERIES 11	@ Indianapolis	6/6 - 6/11	.311	5	177	43	55	84	14	0	5	42	33	1	39	21	1	.414	.475	.889	221	1	7	3	3
SERIES 12	COLUMBUS	6/13 - 6/18	.303	6	185	39	56	102	14	1	10	39	26	0	49	7	1	.397	.551	.948	220	1	3	5	4
SERIES 13	@ Rochester	6/20 - 6/25	.246	6	199	32	49	70	10	1	3	28	31	0	59	6	3	.349	.352	.701	237	2	3	2	6
SERIES 14	IOWA	6/28 - 7/3	.279	6	190	34	53	93	17	1	7	30	23	1	57	5	2	.364	.489	.853	218	1	1	3	4
SERIES 15	@ Gwinnett	7/4 - 7/9	.250	5	168	22	42	73	12	2	5	21	20	0	44	10	3	.325	.435	.760	191	0	3	0	3
SERIES 16	INDIANAPOLIS	7/14 - 7/16	.280	3	107	17	30	56	2	0	8	16	12	0	24	1	0	.364	.523	.887	121	0	0	2	1
SERIES 17	ST. PAUL	7/18 - 7/23	.254	6	193	26	49	75	12	4	2	25	23	2	39	7	1	.336	.389	.725	220	0	2	2	3
SERIES 18	@ Columbus	7/25 - 7/30	.230	6	200	29	46	84	8	0	10	27	38	0	43	3	4	.357	.420	.777	244	0	3	3	2
SERIES 19	@ Louisville	8/1 - 8/6	.184	6	190	16	35	50	4	1	3	14	27	0	46	8	2	.291	.263	.554	220	0	1	2	5
SERIES 20	IOWA	8/8 - 8/13	.199	5	161	14	32	65	4	1	9	14	22	0	52	2	1	.299	.404	.703	184	0	0	1	6
SERIES 21	@ Toledo	8/15 - 8/20	.246	6	207	20	51	77	11	0	5	18	22	0	72	7	4	.328	.372	.700	233	1	0	3	2
SERIES 22	ST. PAUL	8/22 - 8/27	.243	6	189	40	46	81	11	0	8	38	35	0	49	7	2	.366	.429	.795	232	0	4	4	2
SERIES 23	LOUISVILLE	8/29 - 9/3	.261	6	203	28	53	87	8	1	8	27	26	0	54	8	1	.359	.429	.788	235	1	0	5	3
SERIES 24	@ Iowa	9/5 - 9/10	.287	6	209	41	60	115	20	1	11	40	35	2	59	7	3	.386	.550	.936	251	2	4	1	3
SERIES 25	INDIANAPOLIS	9/12 - 9/17	.262	6	202	36	53	90	14	1	7	32	27	0	52	10	2	.351	.446	.797	232	1	1	1	4
SERIES 26	@ Columbus	9/19 - 9/24																							

PITCHING

SERIES	OPPONENT	DATES	W	L	ERA	G	GS	CG	SHO	GF	HLD	SV	SVO	IP	H	R	ER	HR	HB	BB	IBB	SO	AVG	WP	BK	GIDP
SERIES 1	@ Indianapolis	3/31 - 4/2	3	0	3.33	3	3	0	0	3	0	1	1	27.0	27	10	10	2	3	9	0	25	.273	0	1	9
SERIES 2	TOLEDO	4/4 - 4/9	2	4	6.67	6	6	0	0	6	0	0	1	54.0	69	44	40	11	4	30	0	56	.303	2	1	6
SERIES 3	@ Iowa	4/11 - 4/16	2	2	9.00	4	4	0	0	4	2	1	1	34.0	41	37	34	8	6	17	1	42	.289	1	0	1
SERIES 4	GWINNETT	4/18 - 4/23	1	5	4.50	6	6	0	0	6	3	1	1	54.0	55	34	27	5	2	24	0	39	.268	10	1	6
SERIES 5	@ Nashville	4/25 - 4/30	2	4	4.85	6	6	0	0	6	6	1	4	52.0	57	30	28	5	3	26	0	43	.284	3	0	4
SERIES 6	LOUISVILLE	5/2 - 5/7	2	4	6.83	6	6	0	0	6	3	2	3	54.0	64	44	41	14	2	26	0	53	.298	4	1	2
SERIES 7	@ Scranton/WB	5/9 - 5/14	3	3	5.57	6	6	0	0	6	7	2	5	53.1	53	34	33	10	5	36	2	58	.272	3	0	9
SERIES 8	TOLEDO	5/16 - 5/21	4	2	3.83	6	6	0	1	6	3	0	0	54.0	55	26	23	8	5	22	0	55	.266	5	0	7
SERIES 9	@ St. Paul	5/23 - 5/28	2	4	5.94	6	6	0	0	6	1	1	3	50.0	58	43	33	6	3	29	0	51	.286	0	0	2
SERIES 10	MEMPHIS	5/30 - 6/4	2	4	6.71	6	6	0	0	6	4	1	3	55.0	55	46	41	13	0	39	0	56	.255	4	0	6
SERIES 11	@ Indianapolis	6/6 - 6/11	5	0	4.60	5	5	0	0	5	2	2	2	45.0	44	23	23	3	1	29	0	55	.254	1	0	4
SERIES 12	COLUMBUS	6/13 - 6/18	6	0	2.83	6	6	0	0	6	6	3	4	54.0	41	17	17	5	3	25	0	47	.209	4	0	5
SERIES 13	@ Rochester	6/20 - 6/25	4	2	3.10	6	6	0	0	6	7	1	2	52.1	46	20	18	7	3	26	1	51	.234	4	1	2
SERIES 14	IOWA	6/28 - 7/3	2	4	5.58	6	6	0	0	6	1	0	1	50.0	41	32	31	10	0	31	0	58	.225	1	0	5
SERIES 15	@ Gwinnett	7/4 - 7/9	1	4	5.14	5	5	0	0	5	1	1	4	42.0	35	29	24	5	3	27	1	41	.227	1	0	3
SERIES 16	INDIANAPOLIS	7/14 - 7/16	1	2	9.00	3	3	0	0	3	0	0	0	27.0	36	27	27	8	1	22	1	30	.330	2	0	3
SERIES 17	ST. PAUL	7/18 - 7/23	4	2	4.17	6	6	0	1	6	0	1	1	54.0	41	25	25	6	8	26	0	49	.210	5	1	2
SERIES 18	@ Columbus	7/25 - 7/30	4	2	5.19	6	6	0	0	6	4	3	3	52.0	47	31	30	9	0	27	0	53	.239	3	0	4
SERIES 19	@ Louisville	8/1 - 8/6	0	6	6.39	6	6	0	0	6	2	0	2	49.1	55	37	35	5	6	32	2	49	.284	1	0	2
SERIES 20	IOWA	8/8 - 8/13	0	5	9.80	5	5	0	0	5	1	0	2	45.0	57	54	49	15	3	38	0	51	.302	2	0	3
SERIES 21	@ Toledo	8/15 - 8/20	2	4	5.04	6	6	0	0	4	1	1	1	50.0	54	31	28	9	0	32	0	49	.278	4	0	3
SERIES 22	ST. PAUL	8/22 - 8/27	3	3	5.17	6	6	0	0	6	4	1	2	54.0	63	35	31	7	4	25	0	69	.292	6	0	4
SERIES 23	LOUISVILLE	8/29 - 9/3	3	3	4.17	6	6	0	0	6	2	1	2	54.0	60	27	25	9	5	18	0	53	.286	5	0	11
SERIES 24	@ Iowa	9/5 - 9/10	4	2	5.88	6	6	0	0	6	2	1	1	52.0	59	37	34	13	1	33	1	58	.284	4	0	7
SERIES 25	INDIANAPOLIS	9/12 - 9/17	3	3	4.17	6	6	0	0	6	2	0	0	54.0	52	25	25	7	0	22	1	40	.249	2	0	4
SERIES 26	@ Columbus	9/19 - 9/24																								

SERIES WINS: 8 (3 at Home, 5 on Road)

SERIES LOSSES: 12 (7 at Home, 5 on Road)

SERIES SPLITS: 5 (3 at Home, 2 on Road)

STARTING PITCHERS

SERIES	OPPONENT	DATES	W	L	ERA	G	CG	SHO	IP	H	R	ER	2B	3B	HR	TB	BB	IBB	SO	WHIP	AVG	HBP	WP	BK	GDP	K/BB	NP	NS	TBF
SERIES 1	@ Indianapolis	3/31 - 4/2	0	0	6.55	3	0	0	11.0	13	8	8	2	1	2	23	4	0	13	1.55	.295	2	0	0	2	3.25	187	118	50
SERIES 2	TOLEDO	4/4 - 4/9	1	3	4.97	6	0	0	25.1	31	16	14	7	1	4	52	12	0	22	1.70	.290	0	1	0	3	1.83	484	299	120
SERIES 3	@ Iowa	4/11 - 4/16	0	2	17.51	4	0	0	12.1	20	24	24	6	0	7	47	10	0	16	2.43	.357	1	0	0	1	1.60	280	170	68
SERIES 4	GWINNETT	4/18 - 4/23	1	2	3.55	6	0	0	33.0	29	17	13	6	2	2	45	14	0	21	1.30	.246	0	3	0	5	1.50	514	321	137
SERIES 5	@ Nashville	4/25 - 4/30	1	2	5.23	6	0	0	31.0	32	18	18	8	1	4	54	11	0	20	1.39	.274	1	1	0	2	1.82	534	348	132
SERIES 6	LOUISVILLE	5/2 - 5/7	1	3	8.13	6	0	0	27.2	37	25	25	5	1	10	74	9	0	21	1.66	.325	1	0	0	1	2.33	478	308	125
SERIES 7	@ Scranton/WB	5/9 - 5/14	1	1	5.92	6	0	0	24.1	28	16	16	8	0	5	51	15	0	24	1.77	.298	2	0	0	2	1.60	458	279	111
SERIES 8	TOLEDO	5/16 - 5/21	1	1	5.26	6	0	0	25.2	32	15	15	9	0	6	59	12	0	20	1.71	.311	1	2	0	4	1.67	456	271	116
SERIES 9	@ St. Paul	5/23 - 5/28	2	1	3.33	6	0	0	27.0	26	10	10	5	0	0	31	10	0	21	1.33	.255	0	0	0	2	2.10	432	278	112
SERIES 10	MEMPHIS	5/30 - 6/4	1	2	6.00	6	0	0	30.0	33	23	20	6	1	10	71	14	0	29	1.57	.277	0	2	0	3	2.07	555	336	135
SERIES 11	@ Indianapolis	6/6 - 6/11	3	0	5.25	5	0	0	24.0	24	14	14	5	2	3	42	13	0	27	1.54	.258	1	0	0	2	2.08	419	253	107
SERIES 12	COLUMBUS	6/13 - 6/18	4	0	2.35	6	0	0	30.2	23	8	8	2	0	5	40	13	0	16	1.17	.211	2	1	0	5	1.23	463	288	125
SERIES 13	@ Rochester	6/20 - 6/25	3	0	2.79	6	0	0	29.0	29	11	9	6	0	5	50	7	0	25	1.24	.261	1	1	1	2	3.57	491	324	123
SERIES 14	IOWA	6/28 - 7/3	0	2	5.54	6	0	0	26.0	24	16	16	5	1	6	49	12	0	28	1.38	.250	0	0	0	3	2.33	425	263	108
SERIES 15	@ Gwinnett	7/4 - 7/9	1	0	0.86	5	0	0	21.0	15	2	2	3	0	0	18	6	0	24	1.00	.203	0	0	0	2	4.00	323	204	81
SERIES 16	INDIANAPOLIS	7/14 - 7/16	0	1	11.05	3	0	0	7.1	11	9	9	4	0	3	24	7	0	4	2.45	.367	1	0	0	2	0.57	154	89	38
SERIES 17	ST. PAUL	7/18 - 7/23	0	1	3.95	6	0	0	27.1	26	12	12	7	0	2	39	11	0	26	1.35	.245	2	2	0	1	2.36	495	314	119
SERIES 18	@ Columbus	7/25 - 7/30	3	2	4.26	6	0	0	31.2	25	15	15	2	0	7	48	12	0	24	1.17	.214	0	0	0	2	2.00	512	325	130
SERIES 19	@ Louisville	8/1 - 8/6	0	3	9.31	6	0	0	19.1	21	21	20	3	1	4	38	14	0	22	1.81	.266	2	1	0	0	1.57	381	235	97
SERIES 20	IOWA	8/8 - 8/13	0	1	6.30	5	0	0	20.0	18	14	14	5	0	7	44	14	0	27	1.60	.240	0	0	0	1	1.93	382	228	90
SERIES 21	@ Toledo	8/15 - 8/20	0	3	6.17	6	0	0	23.1	31	18	16	10	2	4	57	17	0	27	2.06	.323	0	2	0	1	1.59	443	260	113
SERIES 22	ST. PAUL	8/22 - 8/27	3	1	7.11	6	0	0	25.1	29	20	20	4	0	4	45	13	0	31	1.66	.293	1	2	0	3	2.38	448	275	115
SERIES 23	LOUISVILLE	8/29 - 9/3	2	2	4.18	6	0	0	32.1	36	16	15	5	0	7	62	10	0	29	1.42	.281	1	3	0	6	2.90	514	341	140
SERIES 24	@ Iowa	9/5 - 9/10	2	2	6.52	6	0	0	29.0	34	22	21	7	1	9	70	13	1	28	1.62	.283	0	3	0	2	2.15	554	331	133
SERIES 25	INDIANAPOLIS	9/12 - 9/17	2	2	3.82	6	0	0	33.0	33	14	14	10	0	4	55	7	0	18	1.21	.256	0	2	0	2	2.57	526	344	137
SERIES 26	@ Columbus	9/19 - 9/24																											

RELIEVERS

SERIES	OPPONENT	DATES	W	L	ERA	G	HLD	SV	SVO	IP	H	R	ER	2B	3B	HR	TB	BB	IBB	SO	WHIP	AVG	HBP	WP	BK	GDP	K/BB	NP	NS	TBF	IR	IRS
SERIES 1	@ Indianapolis	3/31 - 4/2	3	0	1.13	3	0	1	1	16.0	14	2	2	4	0	0	18	5	0	12	1.19	.255	1	0	1	7	2.40	218	132	61	1	1
SERIES 2	TOLEDO	4/4 - 4/9	1	1	8.16	6	0	0	1	28.2	38	28	26	9	1	7	70	18	0	34	1.95	.314	4	1	1	3	1.89	579	345	143	7	5
SERIES 3	@ Iowa	4/11 - 4/16	2	0	4.15	4	2	1	1	21.2	21	13	10	8	1	1	34	7	1	26	1.29	.244	5	1	0	0	3.71	374	229	99	4	4
SERIES 4	GWINNETT	4/18 - 4/23	0	3	6.00	6	3	1	1	21.0	26	17	14	5	0	3	40	10	0	18	1.71	.299	2	7	1	1	1.80	379	235	102	5	4
SERIES 5	@ Nashville	4/25 - 4/30	1	2	4.29	6	6	1	4	21.0	25	12	10	2	0	1	30	15	0	23	1.90	.298	2	2	0	2	1.53	414	237	103	14	3
SERIES 6	LOUISVILLE	5/2 - 5/7	1	1	5.47	6	3	2	3	26.1	27	19	16	4	0	4	43	17	0	32	1.67	.267	1	4	1	1	1.88	489	293	121	9	5
SERIES 7	@ Scranton/WB	5/9 - 5/14	2	2	5.28	6	7	2	5	29.0	25	18	17	2	0	5	42	21	2	34	1.59	.248	3	3	0	7	1.62	538	318	126	12	3
SERIES 8	TOLEDO	5/16 - 5/21	3	1	2.54	6	3	0	0	28.1	23	11	8	5	0	2	34	10	0	35	1.16	.221	4	3	0	3	3.50	503	303	119	10	3
SERIES 9	@ St. Paul	5/23 - 5/28	0	3	9.00	6	1	1	3	23.0	32	33	23	5	2	6	59	19	0	30	2.22	.317	3	0	0	0	1.58	498	285	124	8	5
SERIES 10	MEMPHIS	5/30 - 6/4	1	2	7.56	6	4	1	3	25.0	22	23	21	3	0	3	34	25	0	27	1.88	.227	0	2	0	3	1.08	528	308	123	18	9
SERIES 11	@ Indianapolis	6/6 - 6/11	2	0	3.86	5	2	2	2	21.0	20	9	9	3	0	0	23	16	0	28	1.71	.250	0	1	0	2	1.75	388	237	98	14	2
SERIES 12	COLUMBUS	6/13 - 6/18	2	0	3.47	6	6	3	4	23.1	18	9	9	4	1	0	24	12	0	31	1.29	.207	1	3	0	0	2.58	385	252	101	9	3
SERIES 13	@ Rochester	6/20 - 6/25	1	2	3.47	6	7	1	2	23.1	17	9	9	4	1	2	29	19	1	26	1.54	.198	2	3	0	0	1.37	429	255	108	5	0
SERIES 14	IOWA	6/28 - 7/3	2	2	5.63	6	1	0	1	24.0	17	16	15	2	0	4	31	19	0	30	1.50	.198	0	1	0	2	1.58	434	247	107	12	2
SERIES 15	@ Gwinnett	7/4 - 7/9	0	4	9.43	5	1	1	4	21.0	20	27	22	4	0	5	39	21	1	17	1.95	.250	3	1	0	1	0.81	410	227	105	12	7
SERIES 16	INDIANAPOLIS	7/14 - 7/16	1	1	8.24	3	0	0	0	19.2	25	18	18	6	0	5	46	15	1	26	2.03	.316	0	2	0	1	1.73	388	235	96	4	1
SERIES 17	ST. PAUL	7/18 - 7/23	4	1	4.39	6	0	1	1	26.2	15	13	13	2	0	4	29	15	0	23	1.13	.169	6	3	1	1	1.53	433	256	112	15	7
SERIES 18	@ Columbus	7/25 - 7/30	1	0	6.64	6	4	3	3	20.1	22	16	15	3	1	2	33	15	0	29	1.82	.275	0	3	0	2	1.93	421	248	96	11	4
SERIES 19	@ Louisville	8/1 - 8/6	0	3	4.50	6	2	0	2	30.0	34	16	15	9	0	1	46	18	2	27	1.73	.296	4	0	0	2	1.50	570	333	139	10	5
SERIES 20	IOWA	8/8 - 8/13	0	4	12.60	5	1	0	2	25.0	39	40	35	6	1	8	71	24	0	24	2.52	.342	3	2	0	2	1.00	559	318	141	8	5
SERIES 21	@ Toledo	8/15 - 8/20	2	1	4.05	6	1	1	1	26.2	23	13	12	6	0	5	44	15	0	22	1.43	.235	0	2	0	2	1.47	451	262	115	12	3
SERIES 22	ST. PAUL	8/22 - 8/27	0	2	3.45	6	4	1	2	28.2	34	15	11	5	0	3	48	12	0	38	1.60	.291	3	4	0	1	3.17	490	308	132	9	2
SERIES 23	LOUISVILLE	8/29 - 9/3	1	1	4.15	6	2	1	2	21.2	24	11	10	2	1	2	34	8	0	24	1.48	.293	4	2	0	5	3.00	393	242	96	7	4
SERIES 24	@ Iowa	9/5 - 9/10	2	0	5.48	6	2	1	1	23.0	25	15	14	2	0	4	39	20	0	30	1.96	.284	1	1	0	5	1.50	481	282	110	11	2
SERIES 25	INDIANAPOLIS	9/12 - 9/17	1	1	4.71	6	2	0	0	21.0	19	11	11	4	0	3	32	15	1	22	1.62	.238	0	0	0	2	1.47	371	217	95	7	0
SERIES 26	@ Columbus	9/19 - 9/24																														

2023 STORM CHASER QUALITY STARTS (24)

STARTER (# IN 2023) GAME		DEC	IP	H	R	ER	HR	HB	BB	IBB	SO	WP	BK	GIDP	TBF	% K/BF	NP-S	S%	FPS	FPS%	P/IP	CATCHER	
1.	Jonathan Heasley (1)	4/7 vs. Toledo	W	6.0	6	2	2	1	0	2	0	5	0	0	0	26	19.2%	92-61	66.30%	19	73.08%	15.33	Fermin
2.	Mike Mayers (1)	4/18 vs. Gwinnett	–	6.0	3	1	1	0	0	2	0	2	0	0	0	23	8.7%	82-54	65.85%	13	56.52%	13.67	Fermin
3.	Jonathan Heasley (2)	4/19 vs. Gwinnett	L	7.0	7	3	3	1	0	0	0	7	0	0	1	26	26.9%	95-60	63.16%	15	57.69%	13.57	Porter
4.	Austin Cox (1)	4/27 @ Nashville	W	6.0	4	0	0	0	0	3	0	5	0	0	1	22	22.7%	101-62	61.39%	12	54.55%	16.83	Reetz
5.	Drew Parrish (1)	4/28 @ Nashville	–	6.0	1	0	0	0	0	2	0	5	0	0	1	20	25.0%	90-56	62.22%	6	30.00%	15.00	Porter
6.	Mike Mayers (2)	5/5 vs. Louisville	W	6.0	4	1	1	1	0	1	0	5	0	0	0	22	22.7%	79-55	69.62%	14	63.64%	13.17	Reetz
7.	Daniel Lynch (1)	5/23 @ St. Paul	W	6.0	3	0	0	0	0	0	0	5	0	0	0	21	23.8%	61-47	77.05%	14	66.67%	10.17	Porter
8.	Max Castillo (1)	5/28 @ St. Paul	–	6.0	4	1	1	0	0	0	0	4	0	0	0	21	19.0%	69-46	66.67%	12	57.14%	11.50	Reetz
9.	Max Castillo (2)	6/9 @ Indianapolis	W	6.0	4	1	1	1	0	1	0	8	0	0	0	25	32.0%	89-61	68.54%	16	64.00%	14.83	Reetz
10.	Jonathan Heasley (3)	6/13 vs. Columbus	–	6.0	5	2	2	1	0	2	0	4	1	0	0	25	16.0%	93-57	61.29%	15	60.00%	15.50	Reetz
11.	Max Castillo (3)	6/15 vs. Columbus	W	6.0	4	2	2	2	1	0	0	0	0	0	1	21	0.0%	75-51	68.00%	14	66.67%	12.50	Porter
12.	Anthony Veneziano (1)	6/16 vs. Columbus	W	6.1	3	0	0	0	0	3	0	2	0	0	3	23	8.7%	87-56	64.37%	14	60.87%	13.74	Briceno
13.	Max Castillo (4)	6/30 vs. Iowa	–	6.0	3	3	3	2	0	3	0	2	0	0	1	23	8.7%	89-52	58.43%	14	60.87%	14.83	Briceno
14.	Ryan Yarbrough (1)	7/4 @ Gwinnett	–	6.0	3	0	0	0	0	1	0	6	0	0	1	21	28.6%	81-50	61.73%	14	66.67%	13.50	Briceno
15.	Anthony Veneziano (2)	7/23 vs. St. Paul	–	6.0	4	1	1	0	1	0	0	5	0	0	0	23	28.6%	81-56	69.14%	15	65.22%	13.50	Porter
16.	Angel Zerpa (1)	7/26 @ Columbus	–	6.1	3	1	1	0	0	2	0	1	0	0	1	23	28.6%	92-59	64.13%	17	73.91%	14.53	Briceno
17.	Anthony Veneziano (3)	8/10 vs. Iowa	–	6.0	3	0	0	0	0	2	0	10	0	0	0	22	45.5%	104-69	66.35%	15	68.18%	17.33	Briceno
18.	Jonathan Bowlan (1)	8/30 vs. Louisville	W	6.0	5	1	1	0	0	2	0	6	0	0	2	23	26.1%	89-57	64.04%	10	43.48%	14.83	Porter
19.	Anthony Veneziano (4)	9/3 vs. Louisville	W	6.0	4	1	0	0	0	3	0	6	1	0	1	25	24.0%	96-64	66.67%	18	72.00%	16.00	Briceno
20.	Jonathan Bowlan (2)	9/5 @ Iowa	W	6.0	5	2	2	2	0	1	0	2	1	0	0	24	8.3%	93-54	58.06%	11	45.83%	15.50	Porter
21.	Max Castillo (5)	9/8 @ Iowa	–	6.1	7	1	1	1	0	2	0	6	0	0	1	27	22.2%	89-54	60.67%	14	51.85%	14.59	Porter
22.	Max Castillo (6)	9/14 vs. Indianapolis	L	6.0	8	2	2	1	0	0	0	6	1	0	0	25	24.0%	91-63	69.23%	16	64.00%	15.17	Briceno
23.	Anthony Veneziano (5)	9/15 vs. Indianapolis	–	6.0	4	1	1	0	0	2	0	3	0	0	0	22	13.6%	94-60	63.83%	13	59.09%	15.67	Cropley
24.	Jonathan Bowlan (3)	9/16 vs. Indianapolis	W	6.0	5	2	2	1	0	1	0	3	0	0	2	23	13.0%	82-52	63.41%	14	60.87%	13.67	Cropley

2023 REHAB ASSIGNMENTS WITH OMAHA (12)

HITTING

PLAYER	INJURY	DATES	AVG	G	AB	R	H	TB	2B	3B	HR	RBI	BB	IBB	SO	SB	CS	OBP	SLG	OPS	PA	SAC	SF	HBP	GIDP
Drew Waters	Left oblique strain	May 9 - 24	.327	13	52	12	17	33	6	2	2	6	6	0	13	2	0	.397	.635	1.032	58	0	0	0	3
Nicky Lopez	Appendicitis	May 16 - 20	.300	3	10	1	3	4	1	0	0	1	3	0	1	1	0	.462	.400	.862	13	0	0	0	0
Kyle Isbel	Left hamstring strain	June 13 - 25	.290	9	31	7	9	17	2	0	2	6	6	0	6	0	0	.405	.548	.953	37	0	0	0	2
Michael Massey	Left hand laceration	June 30 - July 3	.182	3	11	2	2	3	1	0	0	0	1	0	3	0	0	.250	.273	.523	12	0	0	0	0
Matt Beaty	Concussion	July 19 - July 30	.250	6	20	1	5	8	0	0	1	1	2	0	0	0	0	.348	.400	.748	23	0	0	1	0
Nick Pratto	Left groin strain	August 17 - August 25	.200	5	15	3	3	3	0	0	0	1	4	0	9	0	0	.368	.200	.568	19	0	0	0	0
Nick Pratto	Left groin strain	August 30 - Sept. 6	.222	7	27	4	6	13	1	0	2	8	3	2	11	0	0	.323	.481	.804	31	0	0	1	0

PITCHING

PLAYER	INJURY	DATES	W	L	ERA	G	GS	CG	SHO	GF	HLD	SV	SVO	IP	H	R	ER	HR	HB	BB	IBB	SO	AVG	WP	BK	GIDP	TBF
Daniel Lynch	Left rotator cuff strain	May 7 - 23	2	0	3.50	4	4	0	0	0	0	0	0	18.0	19	7	7	3	0	3	0	18	.264	1	0	0	75
Amir Garrett	L elbow valgus extension overload	June 22 - 28	0	0	10.13	3	0	0	0	0	1	0	0	2.2	3	3	3	1	0	5	0	2	.273	1	0	0	16
Ryan Yarbrough	Head fractures	June 24 - July 4	0	0	1.23	3	3	0	0	0	0	0	0	14.2	9	2	2	1	0	2	0	18	.176	0	0	1	53
Brad Keller	R shoulder impingement syndrome	June 28 - July 25	0	3	15.00	9	2	0	0	0	0	0	0	9.0	11	17	15	1	1	21	0	5	.324	3	0	1	59
Angel Zerpa	Left shoulder tendinopathy	June 28 - July 13	0	1	3.95	3	3	0	0	0	0	0	0	13.2	14	6	6	2	0	6	0	15	.264	0	0	0	59

#	PITCHERS	ACTIVE DATES	CURRENT TEAM (IF NOT OMAHA)
56	Anderson, Justin	9/19-	
48	Barlow, Joe	8/5-9/1 , 9/3-	
31	Bowlan, Jonathan	6/20-9/19	KANSAS CITY ROYALS
50	Castillo, Max	3/31-5/7 , 5/16-5/19 , 5/23-7/16 , 7/20-8/14 , 8/18-	
32	Chamberlain, Christian	6/20-8/25 , 9/3-	
57, 47	Coleman, Dylan	4/13-7/5 , 8/22-	
31, 48	Cox, Austin	3/31-5/3 , 5/5-6/7 , 7/4-7/19	KANSAS CITY ROYALS (60-Day IL)
46	Cruz, Steven	7/12-8/29	KANSAS CITY ROYALS
45	Cuas, Jose	5/3-5/8	CHICAGO CUBS
36	de Geus, Brett	8/10-	
55	Dipoto, Jonah	5/3-	
24	Dye, Josh	4/12-5/2	Round Rock Express (TEX – AAA)
54	Garrett, Amir	6/22-6/30	Free Agent
38	Hearn, Taylor	7/30-8/8 , 8/29-	
62, 34, 54	Heasley, Jonathan	3/31-5/5 , 5/7-7/4 , 8/12-	
57	Hoffmann, Andrew	8/12-	
51	Keller, Brad	6/28-7/28	KANSAS CITY ROYALS (15-Day IL)
62	Klein, Will	6/13-9/5 , 9/12-	
37	Kowar, Jackson	3/31-5/16 , 5/20-6/2 , 6/24-8/1 , 8/2-8/17	KANSAS CITY ROYALS
58	Kriske, Brooks	3/31-6/18 , 7/16-7/21	Saitama Seibu Lions (NBP)
52	Lynch IV, Daniel	5/7-5/28	KANSAS CITY ROYALS (60-Day IL)
61	Marquez, Emilio	7/16-7/18	NW Arkansas Naturals (AA)
44	Marsh, Alec	6/13-6/30	KANSAS CITY ROYALS
46	Martinez, Marcelo	3/31-5/4 , 6/1-6/27	Sultanes de Monterrey (LMB)
21	Mayers, Mike	3/31-5/17 , 6/20-7/13	Charlotte Knights (CWS – AAA)
48, 54, 52	McArthur, James	5/8-6/24 , 6/30-8/1 , 8/2-8/4 , 8/18-9/1	KANSAS CITY ROYALS
36	Mengden, Daniel	5/6-6/27	Rochester Red Wings (WSH – AAA)
41	Núñez, Andrés	3/31-6/26	Worcester Red Sox (BOS – AAA)
53, 35	Parrish, Drew	3/31-6/20 , 8/1-8/22 , 8/29-	
40	Pennington, Walter	5/3-	
25	Ragans, Cole	6/30-7/15 , 7/16-8/2	KANSAS CITY ROYALS
47, 45	Sisk, Evan	3/31-	
43	Snider, Collin	3/31-7/1 , 7/16-8/25	KANSAS CITY ROYALS
35	Staubert, Josh	3/31-4/14	KANSAS CITY ROYALS (60-Day IL)
48	Taylor, Josh	3/31-4/16	KANSAS CITY ROYALS (60-Day IL)
56	Veneziano, Anthony	5/19-9/19	KANSAS CITY ROYALS
44	Weiss, Ryan	3/31-5/20	Fubon Guardians (CPBL)
62	Wittgren, Nick	3/31-5/23	Tacoma Rainiers (SEA – AAA)
48	Yarbrough, Ryan	6/24-7/9	LOS ANGELES DODGERS
41	Zerpa, Angel	6/28-7/14 , 7/14-8/1	KANSAS CITY ROYALS
#	CATCHERS	ACTIVE DATES	CURRENT TEAM (IF NOT OMAHA)
60	Briceño, José	6/16-	
26	Tyler Cropley	9/14-9/18	KANSAS CITY ROYALS
41	Emshoff, Kale	9/10-9/14 , 9/18-	
4	Fermin, Freddy	3/31-4/21 , 4/28-5/2	KANSAS CITY ROYALS
14	Porter, Logan	3/31-9/11	KANSAS CITY ROYALS
25	Reetz, Jakson	3/31-6/16	Sacramento River Cats (SFG – AAA)
#	INFIELDERS	ACTIVE DATES	CURRENT TEAM (IF NOT OMAHA)
19	Alexander, CJ	3/31-6/11 , 7/14-	
45, 25	Beatty, Matt	6/13-6/18 , 7/19-8/1 , 9/12-	
12	Camargo, Johan	5/16-6/15	Free Agent
17	Castellano, Angelo	3/31-	
6	Dungan, Clay	5/4-	
11	Garcia, Maikel	3/31-5/2	KANSAS CITY ROYALS
11	Hechavarria, Adeiny	6/16-8/14	Free Agent
38	Jenista, Greyson	5/23-5/28 , 6/11-6/13	Free Agent
13	Loftin, Nick	3/31-6/1 , 7/14-9/1	KANSAS CITY ROYALS
9	Lopez, Nicky	5/16-5/22	ATLANTA BRAVES
34	Mann, Devin	8/1-	
16	Massey, Michael	6/30-7/4	KANSAS CITY ROYALS
3	McCullough, Morgan	9/1-	
22	Palacios, Jermaine	6/13-8/3	Free Agent
32, 25	Pratto, Nick	3/31-4/6 , 4/7-4/28 , 8/17-8/25 , 8/30-9/8	KANSAS CITY ROYALS
0	Taylor, Samad	3/31-6/16 , 7/4-7/9 , 7/18-7/28 , 9/3-	
9	Wallace, Paxton	6/11-6/13 , 6/23-7/12	Quad Cities River Bandits (A+)
#	OUTFIELDERS	ACTIVE DATES	CURRENT TEAM (IF NOT OMAHA)
16	Blanco, Dairon	3/31-6/12	KANSAS CITY ROYALS
3	Bradley, Tucker	3/31-8/15	NW Arkansas Naturals (AA)
26, 24	Eaton, Nate	4/24-5/5 , 5/25-6/9 , 6/16-5/23 , 6/26-	
28	Gentry, Tyler	3/31-	
18	Hicklen, Brewer	4/25-8/13 , 8/15-8/16	Lehigh Valley Iron Pigs (PHI – AAA)
8	Isbel, Kyle	6/13-6/27	KANSAS CITY ROYALS
4	Oliveras, Edward	8/13-9/1	KANSAS CITY ROYALS
7	Rave, John	6/13-	
25	Reyes, Franmil	5/2-5/8	Free Agent
8	Thompson, Bubba	8/14-	
21	Velázquez, Nelson	7/31-8/10	KANSAS CITY ROYALS
8	Waters, Drew	5/2-5/26	KANSAS CITY ROYALS

Active Players in Bold

Rehab Assignments in Red