



**SOD POODLES
BASEBALL CLUB**

NEWS & NOTES

HODGETOWN | 715 S. BUCHANAN ST. | AMARILLO, TX. 79101 | (806) 803-7762 | X: @sodpoodles

Sod Poodles Media Relations Department | Director, Zach Robbins - ZachR@sodpoodles.com, (806) 803-9614



San Antonio Missions (5-12)
RHP Miguel Mendez (1-0, 1.42)

VS.

Amarillo Sod Poodles (6-11)
RHP Ashton Izzi (0-0, 2.77)



Thursday, April 23 | 7:05 p.m. | Nelson W. Wolff Municipal Stadium
Game 18 | Away Game 9 | Radio: KIXZ 940 AM

UPCOMING GAMES

DOW	DATE	OPP	PROBABLE PITCHERS	TIME (CT)	RADIO
Fri	Apr 24	at SA	LHP Fernando Sanchez vs. RHP Jose Cabrera	7:05 p.m.	KIXZ 940 AM
Sat	Apr 25	at SA	LHP Jagger Haynes vs. LHP Avery Short	7:05 p.m.	KIXZ 940 AM
Sun	Apr 26	at SA	RHP Victor Lizarraga vs. TBA	1:05 p.m.	KIXZ 940 AM

LEAGUE STANDINGS

FIRST HALF			
NORTH			
TULSA	13-4	.765	--
WICHITA	10-7	.588	3.0
NW ARKANSAS	8-9	.471	5.0
ARKANSAS	6-11	.353	7.0
SPRINGFIELD	6-11	.353	7.0
SOUTH			
MIDLAND	13-4	.765	--
CORPUS CHRISTI	10-7	.588	3.0
FRISCO	8-9	.471	5.0
AMARILLO	6-11	.353	7.0
SAN ANTONIO	5-12	.294	8.0

LAST NIGHT: The Amarillo Sod Poodles (6-11) split a doubleheader with the San Antonio Missions (5-12) Wednesday night at Nelson Wolff Stadium. In game one, **Danny Serretti** scored on a **Junior Franco** single to give Amarillo the early advantage. The Missions evened the score at one with Ethan Salas' game-tying RBI in the third, and Tirso Ornelas roped a two-run homer to give San Antonio the two-run lead in the fourth. A bloop single from **Ben McLaughlin** scratched across a run in the fifth, but Amarillo would not score the rest of the game and lose 3-2. In game two, **Jesus Valdez** put the Soddies on the board first on an RBI base knock with two on and two out. Amarillo right-hander Josh Grosz turned in four innings with seven strikeouts. Two walks followed by two productive outs moved a runner over and in to double Amarillo's lead, providing enough cushion for **Landon Sims** to complete the save as the Sod Poodles won the nightcap 2-1.

SODDIES BREAKDOWN

	HOME	AWAY	TOTAL
Overall	3-6	3-5	6-11
Day	1-1	1-0	2-1
Night	2-5	2-5	4-10
vs. RHP	3-1	2-4	5-5
vs. LHP	0-6	1-1	1-7
First Half	3-6	3-5	6-11
Second Half	0-0	0-0	0-0
April	3-6	3-5	6-11
May	0-0	0-0	0-0
June	0-0	0-0	0-0
July	0-0	0-0	0-0
August	0-0	0-0	0-0
September	0-0	0-0	0-0
Tuesday	0-1	0-1	0-2
Wednesday	0-1	2-1	2-2
Thursday	1-0	0-1	1-1
Friday	1-1	0-1	1-2
Saturday	0-2	0-1	0-3
Sunday	1-1	1-0	2-1
Extra Innings	2-1	0-0	2-1
Doubleheaders	0-0	1-1	1-1
Walk-offs	2-0	0-1	2-1
Commit No Errors	2-3	2-3	4-6
Commit An Error	1-3	1-2	2-5
vs. North 1st Half	0-3	2-4	2-7
vs. South 1st Half	3-3	1-1	4-4
vs. North 2nd Half	0-0	0-0	0-0
vs. South 2nd Half	0-0	0-0	0-0
Scoring First	3-1	3-3	6-4
Scoring Last	2-3	0-1	2-4
Score 3 runs or less	0-1	1-4	1-5
Score 4+ runs	3-5	2-1	5-6
Allow 3 runs or less	0-0	2-1	2-1
Allow 4+ runs	3-6	1-4	4-10
More hits than opp.	1-0	1-1	2-1
Less hits than opp.	1-6	2-3	3-9
Same hits as opp.	1-0	0-1	1-1
1-run games	2-1	1-2	3-3
2-run games	1-1	0-0	1-1
Ahead after 6	2-2	3-1	5-3
Behind after 6	1-4	0-3	1-7
Tied after 6	0-0	0-1	0-1
Ahead after 7	2-2	2-0	4-2
Behind after 7	1-4	0-3	1-7
Tied after 7	0-0	0-1	0-1
Ahead after 8	1-1	2-0	3-1
Behind after 8	1-4	0-3	1-7
Tied after 8	1-1	0-1	1-2

THIS ROAD TRIP (1-1)

Batting Average	.196 (9x46)
Runs per Game	2.0
Home Runs	0
RISP	.188 (3x16)
Errors	0
Starters W-L	0-1
Starters ERA	3.12 (3 ER/8.2 IP)
Relievers W-L-SV	1-0-1
Relievers ERA	2.08 (1 ER/4.1 IP)

I'M McLAUGHLIN IT: Since April 14, **Ben McLaughlin** is batting .414 (12x29) over seven games with eight runs scored, three doubles, two home runs, 12 RBI and a 1.176 OPS over...over 31 plate appearances in those six games, he has struck out only four times, good for a 112.9% strikeout rate.

YES SERRETTI: Continuing to stay hot at the plate to begin the 2026 campaign for Amarillo is **Danny Serretti**... his .527 OBP so far this year is the best qualified OBP among all-time Soddies through the team's first 16 games...also currently ranks 2nd in the Texas League.

LEAGUE RANKS

Batting		Pitching	
AVG	5 .246	W	t-7 6
OBP	t-5 .344	L	t-2 11
SLG	2 .471	SV	t-8 2
OPS	3 .815	ERA	10 6.96
R	7 88	WHIP	10 1.66
2B	1 35	BAA	10 .282
3B	1 5	SO	4 167
HR	1 27	BB	5 82
SB	9 20	HBP	5 9

GROSZ DOMESTIC PRODUCT: Putting together one of the most dominant starts by a Sod Poodles pitcher this season in game two last night was **Josh Grosz**...in four shutout innings, he matched the longest outing in his Double-A career and tied a season-high seven strikeouts, allowing four baserunners total.

ROMAN WASN'T BUILT IN A DAY: **Roman Angelo** put together a bounceback effort out of the bullpen, throwing a perfect bottom of the fifth inning...it's his shortest outing since only recording two outs in a start with Triple-A Reno on August 28 last season and his second-shortest relief appearance in the minors.

SA SEASON RESULTS

Date	Opponent	Result
4/22 (1)	at SA	L, 3-2 (7)
4/22 (2)	at SA	W, 2-1 (7)
4/23	at SA	
4/24	at SA	
4/25	at SA	
4/26	at SA	
6/30	at SA	
7/1	at SA	
7/2	at SA	
7/3	at SA	
7/4	at SA	
7/5	at SA	
7/28	vs. SA	
7/29	vs. SA	
7/30	vs. SA	
7/31	vs. SA	
8/1	vs. SA	
8/2	vs. SA	
9/8	vs. SA	
9/9	vs. SA	
9/10	vs. SA	
9/11	vs. SA	
9/12	vs. SA	
9/13	vs. SA	

MENENDEZ AT WORK: **Antonio Menendez** owns a miniscule 0.77 WHIP through his first six appearances out of the bullpen...of the six Amarillo relievers all-time with over 10.0 IP through the first 16 games of the season, his is the best.

JESUS, REMEMBER ME...: **Jesus Valdez** owns a .969 OPS vs. San Antonio in 21 career games, which is over 400 percentage points higher compared to his mark against any other Texas League South Division team...in addition, he has a lifetime .357/.406/.571 slash line at Nelson Wolff Stadium.

DOWN IN THE DESERT: 2025 Sod Poodle Jack Hurley put together just the second four-hit game of his career and his first with Triple-A Reno in the Aces 13-11 loss at El Paso on Wednesday...Hurley went 4-for-5 and scored twice.

1-run games	2-1	1-2	3-3
2-run games	1-1	0-0	1-1
Ahead after 6	2-2	3-1	5-3
Behind after 6	1-4	0-3	1-7
Tied after 6	0-0	0-1	0-1
Ahead after 7	2-2	2-0	4-2
Behind after 7	1-4	0-3	1-7
Tied after 7	0-0	0-1	0-1
Ahead after 8	1-1	2-0	3-1
Behind after 8	1-4	0-3	1-7
Tied after 8	1-1	0-1	1-2
Series			
Game 1	0-2	0-2	0-4
Game 2	0-2	2-0	2-2
Game 3	1-1	0-1	1-2
Game 4	1-0	0-1	1-1
Game 5	0-1	0-1	0-2
Game 6	1-0	1-0	2-0
Jerseys			
White	3-4	0-0	3-4
Grey	0-0	2-5	2-5
Alternate Blue	0-0	1-0	1-0
Pointy Boots	0-1	0-0	0-1
Calf Fries	0-0	0-0	0-0
Pigweeds	0-1	0-0	0-1
Specialty	0-0	0-0	0-0

STARTING PITCHER



28 ASHTON IZZI (0-0, 2.77 ERA) - RHP

HEIGHT: 6'3" WEIGHT: 165 B/T: R/R AGE: 23 (11/18/2003) HOMETOWN: Omaha, Nebraska

LAST WIN: 9/2/25 at TRI (w/ HIL) LONGEST 2026 OUTING: 5.0 IP (2x), last: 4/16 vs. FRI
 LAST HOME RUN ALLOWED: 8/26/25 vs. VAN (Edward Duran, 3rd inning, Solo) CAREER VS. SAN ANTONIO: N/A

- Matched a season-best for strikeouts in a game for 2026 among all Sod Poodles pitchers on April 16 vs. Frisco with seven.
- Ranked the No. 18 Diamondbacks prospect by MLB Pipeline ahead of the 2026 season.
- Won the NWL Pitcher of the Week award for the week of September 7, 2025 after setting a career-high in strikeouts (9) five days prior.
- Traded along with LHP Brandyn Garcia from Seattle to Arizona on 7/24/25 in return for Josh Naylor.
- Won the California League Pitcher of the Week award for the week of June 2, 2024.

CAREER STATS

YEAR	TEAM	W-L	ERA	G	GS	CG	SHO	IP	H	R	ER	HR	HB	BB	SO	WP	GDP	BAA
2023	ACL Mariners (R)	0-2	8.35	9	9	0	0	18.1	30	17	17	3	1	8	13	4	2	.361
2024	Modesto (A)	6-5	2.85	26	26	0	0	110.2	95	43	35	4	5	59	95	6	6	.230
2025	Everett (A+)	2-4	5.51	12	12	0	0	47.1	53	33	29	8	3	21	54	4	3	.275
	Hillsboro (A+)	1-2	3.58	6	6	0	0	27.2	27	15	11	3	0	7	26	3	0	.250
2026	Amarillo (AA)	0-0	2.77	3	3	0	0	13.0	11	4	4	2	0	2	14	1	3	.244
MINOR LEAGUE TOTALS		9-13	3.98	56	56	0	0	217.0	216	112	96	20	9	97	202	18	14	.257

2026 HIGHS (AA)

INNINGS: 5.0 (2x), last: 4/16 vs. FRI
HITS: 5 (4/16 vs. FRI)
RUNS: 2 (2x), last: 4/16 vs. FRI
EARNED RUNS: 2 (2x), last: 4/16 vs. FRI
STRIKEOUTS: 7 (4/16 vs. FRI)
WALKS: 2 (4/11 at NWA)
HOME RUNS: 0 (3x), last: 4/16 vs. SPR
SHORTEST START: 3.0 IP (4/11 at NWA)
PITCHES THROWN: 74 (4/16 vs. FRI)

2026 GAME LOG

GAME	DEC	ERA	IP	H	R	ER	HR	BB	SO	P-S	Result
4/5 vs. SPR	0.00	5.0	4	0	0	0	0	0	3	49-35	L, 6-4
4/11 at NWA	2.25	3.0	2	2	2	2	0	2	4	59-36	L, 5-4
4/17 vs. FRI	2.77	5.0	5	2	2	0	0	7	74-51	W, 6-5 (10)	
TOTAL	0-0	2.77	13.0	11	4	4	2	2	14	182-122	1-2

CAREER HIGHS

INNINGS: 6.2 IP (2x, last: 8/19/25 at EUG)
HITS: 9 (2x, last: 8/26/25 vs. VAN)
RUNS: 9 (8/4/23 at A-BRW)
EARNED RUNS: 9 (8/4/23 at A-BRW)
STRIKEOUTS: 9 (9/2/25 at TRI)
WALKS: 5 (5/5/24 (1) vs. RC)
HOME RUNS: 2 (6/19/25 at SPO)
SHORTEST START: 0.2 IP (2x, last: 6/5/25 at EUG)
PITCHES THROWN: 90 (7/13/24 at IE)

CAREER NOTES

- Selected by the Seattle Mariners in the fourth round (126th ovr.) of the 2022 MLB Draft out of Oswego East High School, agreeing to a \$1.10M signing bonus.
- Started the 2025 season with the Everett AquaSox... made his first start on May 1, where he threw three scoreless innings against the Eugene Emeralds.
- Earned his first win of the campaign three starts later... blanked the Hillsboro Hops over five full frames, allowing just three hits and striking out five.
- Finished May 2025 with a 2.60 ERA (5 ER/17.1 IP).
- Matched the longest outing of his career on August 19, 2025... tossed 6.2 innings, allowing four runs (two earned).
- Set a career-high in strikeouts on 9/2 by punching 9 tickets and allowing just 2 baserunners over 6 full frames... his performance led to a Northwest League Pitcher of the Week honor for the week of 9/7/2025.
- Started all 18 games he appeared in, finishing with a 3-6 record and a 4.80 ERA.
- Was committed to play college baseball at Wichita State.

2026 SPLITS (AA)

	W-L	ERA	G-GS	IP	H	R	ER	HR	BB	SO	AVG	WHIP
HOME	0-0	1.80	2-2	10.0	9	2	2	0	10	10	.250	0.90
ROAD	0-0	6.00	1-1	3.0	2	2	2	0	2	4	.222	1.33
DAY	0-0	0.00	1-1	5.0	4	0	0	0	0	3	.250	0.80
NIGHT	0-0	4.50	2-2	8.0	7	4	4	2	2	11	.241	1.13
RELIEVER	0-0	0.00	0-0	0.0	0	0	0	0	0	0	.000	0.00
STARTER	0-0	2.77	3-3	13.0	11	4	4	2	2	14	.244	1.00
	AVG	OBP	SLG	AB	H	2B	3B	HR	BB	K		
VS. RIGHT:	.286	.318	.429	21	6	0	0	1	1	6		
VS. LEFT:	.208	.240	.333	24	5	0	0	1	1	8		
W/ RISP:	.400	.400	.400	5	2	0	0	0	0	0		



SODDIES' BATTERS



#2 GAVIN CONTICELLO

B: Left **T:** Right **HT:** 6'3" **WT:** 195 **AGE:** 22 (6/11/2003) **HOMETOWN:** Coconut Creek, FL

G	AVG	H	AB	HR	RBI	OBP	OPS	SB-ATT
16	.222	14	63	1	5	.300	.665	1-2

Yesterday: 0x5, BB, 3 K
This Series: 0x5, BB, 3 K
Last Series: 7x26, 3 R, 3 2B, 3B, 3 RBI, 3 BB, 4 K

Last Home Run: 4/7 at NWA (solo, 7th inn.)
Last Multi-Hit Game: 4/19 vs. FRI (3x5)
Current Hitting Streak: 0 G (0x5)

- Posting a .790 OPS against RHP this season compared to a .390 OPS against LHP
- Tied for first in doubles (27) and triples (4) for the Soddiess in 2025; top-5 in RBI, walks, runs, and hits.
- In his Amarillo career, has two games with 2+ outfield assists (5/16/25 at SPR, 4/18/26 vs. FRI)
- Was high school teammates with former Red Sox top-prospect Roman Anthony in high school.

LAST 6 GAMES	AB	R	H	2B	3B	HR	RBI	BB	SO
4/22 (2) at SA (RF)	2	0	0	0	0	0	0	1	1
4/22 (1) at SA (RF)	3	0	0	0	0	0	0	0	2
4/19 vs. FRI (RF)	5	0	3	1	1	0	3	0	1
4/18 vs. FRI (LF)	4	0	0	0	0	0	0	0	2
4/17 vs. FRI (DH)	4	1	2	2	0	0	0	1	0
4/16 vs. FRI (RF)	3	1	0	0	0	0	0	2	0
Totals: .238 avg	21	2	5	3	1	0	3	4	6
Splits	AVG	H	AB	HR	RBI				
Home	.205	8	39	0	3				
Road	.250	6	24	1	2				
vs LHP	.150	3	20	0	0				
vs RHP	.256	11	43	1	5				

#18 ADRIAN DE LEON

B: Right **T:** Right **HT:** 5'7" **WT:** 180 **AGE:** 22 (2/9/2004) **HOMETOWN:** Azua, D.R.

G	AVG	H	AB	HR	RBI	OBP	OPS	SB-ATT
9	.115	3	26	0	0	.281	.397	1-1

Yesterday: 0x0, 3 BB
This Series: 0x0, 3 BB
Last Series: 1x14, R, BB, 6 K, SAC

Last Home Run:
Last Multi-Hit Game: 4/5 vs. SPR (2x3)
Current Hitting Streak: 1 G, .333 (1x3)

- Won the CAL Player of the Week for the week of 4/6/25... drove in seven runs in an 18-5 win on 4/6.
- Went 2-for-3 in his Double-A debut on 4/5 against Springfield, also scoring a run in the contest
- Tore up the ACL as a 19-year old in 2023, batting .328 (38x116) paired with a .873 OPS across 39 games.
- Signed with the Diamondbacks as an international free agent on January 29, 2021.

LAST 6 GAMES	AB	R	H	2B	3B	HR	RBI	BB	SO
4/22 (2) at SA (C)	0	0	0	0	0	0	0	3	0
4/18 vs. FRI (C)	3	0	1	0	0	0	0	0	1
4/17 vs. FRI (C)	4	0	0	0	0	0	0	0	2
4/16 vs. FRI (C)	3	1	0	0	0	0	0	1	2
4/15 vs. FRI (C)	4	0	0	0	0	0	0	0	1
4/11 at NWA (C)	4	0	0	0	0	0	0	0	1
Totals: .056 avg	18	1	1	0	0	0	0	4	7
Splits	AVG	H	AB	HR	RBI				
Home	.176	3	17	0	0				
Road	.000	0	9	0	0				
vs LHP	.250	2	8	0	0				
vs RHP	.056	1	18	0	0				

#1 JUNIOR FRANCO

B: Left **T:** Left **HT:** 5'9" **WT:** 165 **AGE:** 23 (9/13/2002) **HOMETOWN:** Peravia, D.R.

G	AVG	H	AB	HR	RBI	OBP	OPS	SB-ATT
15	.327	16	49	1	7	.393	.903	2-3

Yesterday: 2x5, R, RBI, BB, CS
This Series: 2x5, R, RBI, BB, CS
Last Series: 6x16, 4 R, 3B, HR, 3 RBI, BB, 5 K, SB, SF

Last Home Run: 4/14 vs. FRI (two-run, 7th inn.)
Last Multi-Hit Game: 4/22 (1) vs. SA (2X3)
Current Hitting Streak: 0 G (0x2)

- Promoted to AMA on 8/8/25 and went 2-for-4 in his debut, but was sent back down to HIL 10 days later.
- Took home NWL Player of the Week on 8/24 last year after accumulating a 1.158 OPS over six games.
- Finished a triple shy of the cycle on 4/14 vs. FRI...scored three runs
- In '26, is batting .462 (12x26) with a 1.325 OPS on weekdays (Tu, W, Th)...batting .174 (4x23) on weekends

LAST 6 GAMES	AB	R	H	2B	3B	HR	RBI	BB	SO
4/22 (2) at SA (CF)	2	0	0	0	0	0	0	1	0
4/22 (1) at SA (LF)	3	1	2	0	0	0	1	0	0
4/18 vs. FRI (CF)	2	0	1	0	0	0	1	0	1
4/17 vs. FRI (LF)	4	0	1	0	0	0	0	0	0
4/16 vs. FRI (DH)	5	1	1	0	0	0	0	1	3
4/15 vs. FRI (DEF.)	1	0	0	0	0	0	0	0	1
Totals: .294 avg	17	2	5	0	0	0	2	2	5
Splits	AVG	H	AB	HR	RBI				
Home	.318	7	22	1	3				
Road	.333	9	27	0	4				
vs LHP	.200	3	15	0	0				
vs RHP	.382	13	34	1	7				

#7 DREW JONES

B: Right **T:** Right **HT:** 6'2" **WT:** 180 **AGE:** 22 (11/28/2003) **HOMETOWN:** Atlanta, GA

G	AVG	H	AB	HR	RBI	OBP	OPS	SB-ATT
14	.167	8	48	0	4	.305	.493	3-4

Yesterday: 0x2, BB, K, CS
This Series: 0x2, BB, K, CS
Last Series: 4x19, 3 R, 2B, 2 RBI, 4 BB, 11 K

Last Home Run:
Last Multi-Hit Game: 4/15 vs. FRI (2x3)
Current Hitting Streak: 0 G (0x6)

- Played for the Kingdom of the Netherlands in the 2026 WBC, batting .400 (4x10) in four games.
- Earned a Rawlings MiLB Gold Glove and was third in the NWL in runs scored (77) last season.
- Named the MiLB Defensive Player of the Year and was awarded the MiLB Defensive Play of the Year in 2023.
- Was drafted No. 2 overall in 2022 by ARI... he is the son of National Baseball Hall of Famer, Andruw Jones.

LAST 6 GAMES	AB	R	H	2B	3B	HR	RBI	BB	SO
4/22 (1) at SA (CF)	2	0	0	0	0	0	0	1	1
4/19 vs. FRI (CF)	4	0	0	0	0	0	0	1	3
4/17 vs. FRI (CF)	3	0	1	0	0	0	1	1	1
4/16 vs. FRI (CF)	4	1	0	0	0	0	0	1	3
4/15 vs. FRI (CF)	3	2	2	0	0	0	0	1	1
4/14 vs. FRI (CF)	5	0	1	1	0	0	1	0	3
Totals: .190 avg	21	3	4	1	0	0	2	5	12
Splits	AVG	H	AB	HR	RBI				
Home	.222	6	27	0	3				
Road	.095	2	21	0	1				
vs LHP	.294	5	17	0	2				
vs RHP	.097	3	31	0	2				

#29 GAVIN LOGAN

B: Left **T:** Right **HT:** 5'10" **WT:** 212 **AGE:** 26 (1/14/2000) **HOMETOWN:** Medicine Hat, AB, Can.

G	AVG	H	AB	HR	RBI	OBP	OPS	SB-ATT
9	.160	4	25	3	7	.344	.864	1-2

Yesterday: 0x2, BB, K, CS
This Series: 0x2, BB, K, CS
Last Series: 0x8, R, 2 BB, 3 K

Last Home Run: 4/12 at NWA (solo, 7th inn.)
Last Multi-Hit Game: 4/4 vs. SPR (2x3)
Current Hitting Streak: 0 G (0x10)

- Rejoined Amarillo after brief stint at Triple-A Reno from 4/17-4/18...went 1-for-3 with a walk on 4/17 with the Aces.
- Selected by the D-Backs in the 9th round (258th ovr.) in the 2022 Draft... agreed to a \$75k bonus.
- Played collegiately at Oregon State from 2021-22...named to the All-Pac-12 First Team in '22.
- Launched the first Amarillo grand slam of 2026 on 4/8 at NWA

LAST 6 GAMES	AB	R	H	2B	3B	HR	RBI	BB	SO
4/22 (1) at SA (C)	2	0	0	0	0	0	0	1	1
4/19 vs. FRI (C)	4	0	0	0	0	0	0	0	2
4/18 vs. FRI (PH)	0	0	0	0	0	0	0	1	0
4/14 vs. FRI (C)	4	1	0	0	0	0	0	1	1
4/12 at NWA (C)	2	1	1	0	0	1	1	1	0
4/9 at NWA (C)	4	0	0	0	0	0	0	0	0
Totals: .063 avg	16	2	1	0	0	1	1	4	4
Splits	AVG	H	AB	HR	RBI				
Home	.143	2	14	1	2				
Road	.182	2	11	2	5				
vs LHP	.571	4	7	3	7				
vs RHP	.000	0	18	0	0				



SODDIES' BATTERS







#10 JANSEL LUIS										LAST 6 GAMES										
B: Switch	T: Right	HT: 6'0"	WT: 170	AGE: 21 (3/6/2005)	HOMETOWN: San Pedro de Macoris, D.R.					4/22 (2) at SA (3B)	3	0	0	0	0	0	0	0	3	
G	AVG	H	AB	HR	RBI	OBP	OPS	SB-ATT		4/22 (1) at SA (3B)	3	0	1	0	0	0	0	1	0	
15	.220	13	59	3	8	.288	.712	4-4		4/18 vs. FRI (SS)	4	1	2	1	0	1	2	0	1	
Yesterday: 1x6, BB, 3 K					Last Home Run: 4/18 vs. FRI (two-run, 8th inn.)					4/17 vs. FRI (3B)	5	1	0	0	0	0	0	0	3	
This Series: 1x6, BB, 3 K					Last Multi-Hit Game: 4/18 vs. FRI (2x4)					4/16 vs. FRI (SS)	4	2	1	0	0	0	0	1	1	
Last Series: 6x23, 6 R, 2 2B, 2 HR, 4 RBI, BB, 8 K					Current Hitting Streak: 0 G (0x3)					4/15 vs. FRI (3B)	5	1	1	0	0	0	1	2	0	1
										Totals: .208 avg	24	5	5	1	0	2	4	2	9	
										Splits	AVG	H	AB	HR	RBI					
										Home	.235	8	34	2	5					
										Road	.200	5	25	1	3					
										vs LHP	.294	5	17	0	1					
										vs RHP	.190	8	42	3	7					

#13 BEN MCLAUGHLIN										LAST 6 GAMES										
B: Left	T: Right	HT: 6'1"	WT: 210	AGE: 23 (5/30/2002)	HOMETOWN: Golden, CO					4/22 (2) at SA (1B)	3	1	1	0	0	0	0	0	0	
G	AVG	H	AB	HR	RBI	OBP	OPS	SB-ATT		4/22 (1) at SA (1B)	4	0	1	0	0	0	1	0	1	
16	.273	15	55	2	13	.379	.833	1-1		4/19 vs. FRI (1B)	5	2	4	0	0	0	2	0	0	
Yesterday: 2x7, R, RBI, K					Last Home Run: 4/16 vs. FRI (solo, 6th inn.)					4/18 vs. FRI (1B)	3	1	0	0	0	0	0	1	0	
This Series: 2x7, R, RBI, K					Last Multi-Hit Game: 4/19 vs. FRI (4x5)					4/17 vs. FRI (1B)	4	1	1	0	0	0	1	1	2	
Last Series: 10x22, 7 R, 3 2B, 2 HR, 11 RBI, 2 BB, 3 K					Current Hitting Streak: 3 G, .500 (6x12)					4/16 vs. FRI (1B)	5	2	3	1	0	2	5	0	1	
										Totals: .417 avg	24	7	10	1	0	2	9	2	4	
										Splits	AVG	H	AB	HR	RBI					
										Home	.345	10	29	2	11					
										Road	.192	5	26	0	2					
										vs LHP	.222	4	18	0	4					
										vs RHP	.297	11	37	2	9					

#3 ANGEL ORTIZ										LAST 6 GAMES										
B: Left	T: Left	HT: 6'0"	WT: 180	AGE: 23 (10/3/2002)	HOMETOWN: Constanza, D.R.					4/22 (2) at SA (LF)	3	0	0	0	0	0	0	0	1	
G	AVG	H	AB	HR	RBI	OBP	OPS	SB-ATT		4/19 vs. FRI (LF)	5	1	2	0	0	1	1	0	0	
13	.255	13	51	2	5	.283	.832	4-4		4/18 vs. FRI (RF)	4	0	0	0	0	0	0	0	2	
Yesterday: 0x3, K					Last Home Run: 4/19 vs. FRI (solo, 2nd inn.)					4/17 vs. FRI (RF)	4	3	3	1	0	1	2	0	1	
This Series: 0x3, K					Last Multi-Hit Game: 4/19 vs. FRI (2x5)					4/16 vs. FRI (PH)	1	0	0	0	0	0	1	0	0	
Last Series: 5x17, 4 R, 2B, 2 HR, 4 RBI, BB, 4 K, 2 SB					Current Hitting Streak: 0 G (0x3)					4/15 vs. FRI (DH)	3	0	0	0	0	0	0	1	1	
										Totals: .250 avg	20	4	5	1	0	2	4	1	5	
										Splits	AVG	H	AB	HR	RBI					
										Home	.259	7	27	2	4					
										Road	.250	6	24	0	1					
										vs LHP	.190	4	21	0	1					
										vs RHP	.300	9	30	2	4					

#20 MANUEL PENA										LAST 6 GAMES										
B: Left	T: Right	HT: 6'0"	WT: 170	AGE: 22 (12/5/2003)	HOMETOWN: Santo Domingo, D.R.					4/22 (2) at SA (2B)	4	0	1	1	0	0	1	0	1	
G	AVG	H	AB	HR	RBI	OBP	OPS	SB-ATT		4/22 (1) at SA (DH)	4	0	0	0	0	0	0	0	2	
16	.324	23	71	8	17	.333	1.080	0-0		4/19 vs. FRI (3B)	5	2	2	1	0	0	2	0	2	
Yesterday: 1x8, 2B, RBI, 3 K					Last Home Run: 4/16 vs. FRI (solo, 3rd inn.)					4/18 vs. FRI (3B)	4	0	1	0	0	0	0	0	1	
This Series: 1x8, 2B, RBI, 3 K					Last Multi-Hit Game: 4/19 vs. FRI (2x5)					4/17 vs. FRI (2B)	4	0	1	0	0	0	0	1	1	
Last Series: 15x28, 6 R, 5 2B, 3 HR, 9 RBI, BB, 5 K					Current Hitting Streak: 1 G, .250 (1x4), 2B					4/16 vs. FRI (3B)	5	2	5	3	0	1	2	0	0	
										Totals: .385 avg	26	4	10	5	0	1	5	1	7	
										Splits	AVG	H	AB	HR	RBI					
										Home	.429	18	42	5	12					
										Road	.172	5	29	3	5					
										vs LHP	.261	6	23	3	5					
										vs RHP	.354	17	48	5	12					

#9 DANNY SERRETTI										LAST 6 GAMES										
B: Switch	T: Right	HT: 6'0"	WT: 195	AGE: 25 (5/7/2000)	HOMETOWN: Livingston, NJ					4/22 (1) at SA (2B)	1	1	1	1	0	0	0	2	0	
G	AVG	H	AB	HR	RBI	OBP	OPS	SB-ATT		4/19 vs. FRI (DH)	2	0	0	0	0	0	0	2	0	
14	.366	15	41	4	7	.527	1.357	2-3		4/18 vs. FRI (2B)	4	1	2	1	0	1	1	0	1	
Yesterday: 1x1, R, 2B, 2 BB					Last Home Run: 4/18 vs. FRI (solo, 5th inn.)					4/16 vs. FRI (2B)	5	2	2	1	0	1	1	0	0	
This Series: 1x1, R, 2B, 2 BB					Last Multi-Hit Game: 4/18 vs. FRI (2x4)					4/15 vs. FRI (2B)	2	0	1	0	0	0	1	1	0	
Last Series: 7x17, 4 R, 3 2B, 3B, 2 HR, 3 RBI, 3 BB, 4 K, 5 SB					Current Hitting Streak: 1 G, 1.000 (1x1), 2B					4/14 vs. FRI (2B)	4	1	2	1	1	0	0	1	2	
										Totals: .444 avg	18	5	8	4	1	2	3	6	3	
										Splits	AVG	H	AB	HR	RBI					
										Home	.385	10	26	2	3					
										Road	.333	5	15	2	4					
										vs LHP	.357	5	14	3	5					
										vs RHP	.370	10	27	1	2					

 Acquired by ARI when his contract was purchased by Arizona in the 2025 Rule 5 Draft, AAA Phase.
 Selected by the Detroit Tigers in the 6th round of the 2022 MLB Draft... agreed to a \$239.9k bonus.
 Played collegiately at North Carolina, serving as the Tar Heels shortstop from 2019-2022.
 His .527 OBP for the year currently ranks 2nd in the Texas League, trailing only Ben Ross (WCH, .528)



SODDIES' BATTERS



#8 CRISTOFER TORIN

B: Right **T:** Right **HT:** 5'9" **WT:** 155 **AGE:** 20 (5/26/2005) **HOMETOWN:** Acarigua, Venez.

G	AVG	H	AB	HR	RBI	OBP	OPS	SB-ATT
14	.185	10	54	2	4	.318	.652	0-2

Yesterday: 1x5, 3 BB, 3 K, CS	Last Home Run: 4/14 vs. FRI (solo, 4th inn.)
This Series: 1x5, 3 BB, 3 K, CS	Last Multi-Hit Game: 4/19 vs. FRI (2x4)
Last Series: 5x20, 7 R, HR, 3 RBI, 5 BB, 5 K, SF	Current Hitting Streak: 0 G (0x5)

- Batted .333 (2x6) with a triple and a walk in Amarillo's two playoff games against Midland last year.
- Called up to Amarillo on 9/9/25, recording a hit in his first five games, roping a double in four of those contests.
- Put together the only two-homer game of his career in his last game with Hillsboro on September 7.
- Was a DSL Mid-Season All-Star in 2022, also taking home MiLB.com Organization All-Star honors in '22.

LAST 6 GAMES	AB	R	H	2B	3B	HR	RBI	BB	SO
4/22 (2) at SA (SS)	3	0	0	0	0	0	0	1	2
4/22 (1) at SA (SS)	2	0	1	0	0	0	0	2	1
4/19 vs. FRI (SS)	4	2	2	0	0	0	0	1	1
4/18 vs. FRI (DH)	4	1	0	0	0	0	0	1	0
4/17 vs. FRI (SS)	2	0	0	0	0	0	0	1	2
4/15 vs. FRI (SS)	4	2	2	0	0	0	0	1	1
Totals: .263 avg	19	5	5	0	0	0	1	8	5

Splits	AVG	H	AB	HR	RBI
Home	.185	5	27	1	3
Road	.185	5	27	1	1
vs LHP	.227	5	22	1	1
vs RHP	.156	5	32	1	3

#4 JESUS VALDEZ

B: Right **T:** Right **HT:** 5'10" **WT:** 175 **AGE:** 28 (12/29/1997) **HOMETOWN:** Bani, D.R.

G	AVG	H	AB	HR	RBI	OBP	OPS	SB-ATT
4	.200	2	10	0	2	.467	.667	1-1

Yesterday: 1x2, R, RBI, BB, K	Last Home Run:
This Series: 1x2, R, RBI, BB, K	Last Multi-Hit Game:
Last Series: 0x2, 2 R, BB	Current Hitting Streak: 1 G, .500 (1x2)

- Bounced between REN and AMA last season, playing in 37 games with the Aces and 23 with the Soddies.
- Tied a career-high with four hits on 6/14/25, going a perfect 4-for-4 with two runs and RBI in a 5-4 win vs. SA.
- Slashed .284/.364/.478 in Amarillo last season.
- Was sent to the Pittsburgh Pirates in return for David Freese in an August 31, 2018 trade.

LAST 6 GAMES	AB	R	H	2B	3B	HR	RBI	BB	SO
4/22 (2) at SA (DH)	2	1	1	0	0	0	1	1	1
4/19 vs. FRI (2B)	2	2	0	0	0	0	0	1	0
4/9 at NWA (2B)	3	0	0	0	0	0	0	0	1
4/5 vs. SPR (DH)	3	0	1	0	0	0	1	0	0
Totals: .200 avg	10	3	2	0	0	0	2	2	2

Splits	AVG	H	AB	HR	RBI
Home	.200	1	5	0	1
Road	.200	1	5	0	1
vs LHP	.500	1	2	0	1
vs RHP	.125	1	8	0	1

TEAM BATTING

OVERALL

AVG	G	AB	R	H	TB	2B	3B	HR	RBI	BB	SO	SB	CS	OBP	SLG	OPS
.246	17	560	88	138	264	35	5	27	82	76	159	20	7	.344	.471	.816

MONTHLY

APRIL	.246	17	560	88	138	264	35	5	27	82	76	159	20	7	.344	.471	.816
MAY	-	-	-	-	-	-	-	-	-	-	-	-	-	-	-	-	-
JUNE	-	-	-	-	-	-	-	-	-	-	-	-	-	-	-	-	-
JULY	-	-	-	-	-	-	-	-	-	-	-	-	-	-	-	-	-
AUGUST	-	-	-	-	-	-	-	-	-	-	-	-	-	-	-	-	-
SEPTEMBER	-	-	-	-	-	-	-	-	-	-	-	-	-	-	-	-	-

HOME VS. AWAY

HOME	.274	9	317	59	87	167	21	4	17	53	41	90	10	1	.363	.527	.890
AWAY	.210	8	243	29	51	97	14	1	10	29	35	69	10	6	.319	.399	.718

SITUATIONAL SPLITS

	AVG	G	AB	H	TB	2B	3B	HR	RBI	BB	SO	OBP	SLG	OPS
VS RIGHT	.241	17	373	90	174	25	4	17	55	53	106	.343	.466	.809
VS LEFT	.257	13	187	48	90	10	1	10	27	23	53	.347	.481	.828
W/ RISP	.215	17	158	34	59	7	0	6	53	23	49	.306	.373	.679
TEAM IS AHEAD	.223	13	193	43	93	13	2	11	28	24	53	.317	.482	.799
TEAM IS BEHIND	.264	13	201	53	101	10	1	12	32	31	55	.372	.502	.874

HOME RUNS

MULTI-HIT GAMES

MULTI-RBI GAMES

PLAYER	HOME RUNS					MULTI-HIT GAMES					MULTI-RBI GAMES				
	SOLO	2R	3R	GS	TOT.	2	3	4	5+	TOT.	2	3	4	5+	TOT.
Gavin Conticello	1	-	-	-	1	4	1	-	-	5	-	1	-	-	1
Adrian De Leon	-	-	-	-	0	1	-	-	-	1	-	-	-	-	0
Junior Franco	-	1	-	-	1	4	1	-	-	5	2	-	-	-	2
Lourdes Gurriel Jr.	-	-	1	-	1	-	-	-	-	0	-	1	-	-	1
Druw Jones	-	-	-	-	0	2	-	-	-	2	-	-	-	-	0
Gavin Logan	1	1	-	1	3	1	-	-	-	1	1	-	1	-	2
Jansel Luis	-	3	-	-	3	3	-	-	-	3	3	-	-	-	3
Ben McLaughlin	2	-	-	-	2	1	1	1	-	3	1	1	-	1	3
Angel Ortiz	1	1	-	-	2	3	1	-	-	4	1	-	-	-	1
Manuel Pena	6	2	-	-	8	2	2	-	1	5	5	1	-	-	6
Danny Serretti	3	1	-	-	4	4	-	-	-	4	1	-	-	-	1
Cristofer Torin	2	-	-	-	2	3	-	-	-	3	1	-	-	-	1
	-	-	-	-	0	-	-	-	-	0	-	-	-	-	0
	-	-	-	-	0	-	-	-	-	0	-	-	-	-	0
	-	-	-	-	0	-	-	-	-	0	-	-	-	-	0
	-	-	-	-	0	-	-	-	-	0	-	-	-	-	0
	-	-	-	-	0	-	-	-	-	0	-	-	-	-	0
	-	-	-	-	0	-	-	-	-	0	-	-	-	-	0
	-	-	-	-	0	-	-	-	-	0	-	-	-	-	0
	-	-	-	-	0	-	-	-	-	0	-	-	-	-	0
TOTALS:	16	9	1	1	27	28	6	1	1	36	15	4	1	1	21

HOME RUN VARIANTS

WALK-OFF HR (0):

BACK-TO-BACK HR (0):

MULTI-HR GAMES (2): Ben McLaughlin (4/16 vs. FRI, 2), Manuel Pena (4/12 at NWA, 2)

GRAND SLAMS (1): Gavin Logan (4/8 at NWA, 2nd inning)

LEAD OFF (1): Manuel Pena (4/4 vs. SPR)



BATTING (CONT.)



STARTS BY BATTING ORDER (TEAM RECORD)											STARTS BY POSITION (TEAM RECORD)									
PLAYER	1	2	3	4	5	6	7	8	9	Tot.	C	1B	2B	3B	SS	LF	CF	RF	DH	Tot.
Gavin Conticello				2-5	2-2	1-4				8-11						0-2		4-9	1-0	5-11
Adrian De Leon									3-6	3-6	3-6									3-6
Junior Franco	1-0					1-0	0-3	2-4	1-2	5-9						3-5	1-2		1-2	5-9
Lourdes Gurriel Jr.		1-0	0-1							1-1						1-1				1-1
Drew Jones					3-4	2-5				5-9							5-9			5-9
Gavin Logan								2-2	1-3	3-5	3-5									3-5
Jansel Luis	0-1	1-1	4-8							8-10				4-6	1-4					5-10
Ben McLaughlin		0-2	1-1	3-4	1-2		1-0			6-9		5-9							1-0	6-9
Angel Ortiz		2-1	0-1	0-2	0-1	1-1	2-0	0-1		5-7						2-3		2-2	1-2	5-7
Manuel Pena	0-5	2-3	1-0	1-0	0-2	1-0	0-1			8-11		1-2	2-0	2-5					0-4	5-11
Danny Serretti						0-1	3-6	1-3		4-10			3-10						1-0	4-10
Cristofer Torin	5-5	0-4								5-9					5-7				0-2	5-9
Jesus Valdez							0-1	1-1	1-0	2-2			1-1						1-1	2-2

HOME RUN SPLITS												
PLAYER	vL	vR	Home	Road	Tied Game	Go Ahead	LF	LCF	CF	RCF	RF	Team W-L
Gavin Conticello		1		1			1					0-1
Junior Franco		1	1								1	0-1
Lourdes Gurriel Jr.		1	1			1	1					1-0
Gavin Logan	3		1	2		1	1		2			2-1
Jansel Luis		3	2	1	1	1			1		2	1-2
Ben McLaughlin		2	2							2		1-0
Angel Ortiz		2	2		1	1				1	1	2-0
Manuel Pena	3	5	4	4	2	1		1	1	2	4	2-5
Danny Serretti	3	1	2	2		1	1	2	1			2-2
Cristofer Torin	1	1		2			1	1				1-0

MULTI-RUN INNINGS		
RUNS	NO. OF TIMES	LAST
2	16	8th inning, 4/19 vs. FRI
3	7	6th inning, 4/19 vs. FRI
4		
5		
6	1	2nd inning, 4/8 at NWA
7		
8+		

HITTING STREAKS (CURRENT IN BOLD)			
PLAYER	GAMES	DATES	STREAK STATS
Manuel Pena	8	4/11-4/19	.500 (18x36), 5 2B, 6 HR, 13 RBI
Danny Serretti	6	4/4-4/11	.412 (7x17), 2B, 2 HR, 4 RBI
Angel Ortiz	6	4/4-4/11	.296 (8x27), 4 2B, 2 3B, RBI
Jansel Luis	5	4/11-4/16	.273 (6x22), 2B, 2 HR, 4 RBI
Danny Serretti	4	4/14-4/18	.467 (7x15), 3 2B, 3B, 2 HR, 3 RBI
Gavin Conticello	4	4/7-4/10	.375 (6x16), 2B, HR, 2 RBI
Junior Franco	4	4/4-4/9	.500 (7x14), 4 2B, 3 RBI

ARIZONA DIAMONDBACKS TOP PROSPECTS (MLB PIPELINE)			
Rk.	Player	Pos.	Age
1	Ryan Waldschmidt	OF	23
2	Kayson Cunningham	SS	19
3	Slade Caldwell	OF	19
4	Tommy Troy	2B	24
5	Demetrio Crisantes	INF	21
6	JD Dix	2B	20
7	Daniel Eagen	RHP	23
8	David Hagaman	RHP	22
9	Patrick Forbes	RHP	21
10	Lujames Groover	3B	23

SCORE BY INNING											
	1	2	3	4	5	6	7	8	9	10+	TOT.
Opponent	6	5	16	12	15	8	24	19	13	2	120
Amarillo	8	22	4	12	4	10	9	7	8	2	86

#15 CASEY ANDERSON

B: Right **T:** Right **HT:** 6'4" **WT:** 185 **AGE:** 25 (8/31/2000) **HOMETOWN:** Salt Lake City, UT

G-GS	IP	W-L	SV-SVO	K	BB	ERA	WHIP	IR-S
6-0	9.0	1-0	0-0	11	8	7.00	2.11	8-3

Last Win:	4/19 vs. FRI	2025:	IP- 97.0	ERA- 5.85	H- 106	K- 93	BB- 45
Last Loss:		vs. SA:	IP- 0.0	ERA- --	H- 0	K- 0	BB- 0
Last Save:		'26 Highs:	IP- 2.0	ER- 5	H- 6	K- 3	NP- 43

LAST 6 OUTINGS	IP	H	R	ER	HR	BB	SO	NP-S
4/19 vs. FRI	1.2	0	0	0	0	2	3	27-13
4/16 vs. FRI	2.0	2	1	1	1	3	2	43-24
4/12 at NWA	2.0	1	1	1	1	1	2	33-20
4/9 at NWA	1.1	2	0	0	0	0	1	15-11
4/5 vs. SPR	0.2	0	0	0	0	0	2	7-6
4/3 vs. SPR	1.1	6	6	5	2	2	1	37-23
Totals: 7.00 ERA	9.0	11	8	7	4	8	11	--

Splits	AVG	H	AB	BB	K
Home	.267	8	30	7	8
Road	.231	3	13	1	3
vs LHB	.227	5	22	4	8
vs RHB	.375	6	16	4	3

Struck out three batters over two shutout innings in Amarillo's playoff series against Midland last September.

After his promotion on 7/22/25, he logged the most innings (15.0 IP) and posted the best ERA (4.20) among AMA relievers.

Played at four different levels in 2025, making starts in at least half of his appearances at Single-A and High-A.

Played collegiately at Utah Valley...named First-Team All-WAC and earned WAC Pitcher of the Week twice his junior yr.

#50 ROMAN ANGELO

B: Right **T:** Right **HT:** 6'5" **WT:** 220 **AGE:** 25 (5/17/2000) **HOMETOWN:** Omaha, NE

G-GS	IP	W-L	SV-SVO	K	BB	ERA	WHIP	IR-S
5-0	13.0	3-0	0-1	15	5	6.92	1.38	0-0

Last Win:	4/22 at SA	2025:	IP- 113.0	ERA- 5.18	H- 107	K- 112	BB- 60
Last Loss:		vs. SA:	IP- 1.0	ERA- 0.00	H- 0	K- 1	BB- 0
Last Save:		'26 Highs:	IP- 3.0	ER- 8	H- 7	K- 4	NP- 67

LAST 6 OUTINGS	IP	H	R	ER	HR	BB	SO	NP-S
4/22 at SA	1.0	0	0	0	0	0	1	11-7
4/16 vs. FRI	3.0	7	8	8	2	2	4	67-38
4/12 at NWA	3.0	4	1	1	1	0	2	32-23
4/8 at NWA	3.0	2	1	1	0	1	4	40-25
4/4 vs. SPR	3.0	0	0	0	0	2	4	47-25
Totals: 6.92 ERA	13.0	13	10	10	3	5	15	--

Splits	AVG	H	AB	BB	K
Home	.280	7	25	4	8
Road	.231	6	26	1	7
vs LHB	.370	10	27	4	6
vs RHB	.125	3	24	1	9

Spent the majority of 2025 in Amarillo last season, made the second most starts for the Soddiess (23)

Promoted to Triple-A Reno on 8/28 last year, fired 7.1 inning of allowing one run ball in final start with Aces in 2025

Made first relief appearance in two years on 4/4 vs. SPR, tossed three no-hit innings...first relief outing since 4/5/24

Was the winning pitcher in each of Amarillo's first two wins this season...leads Soddiess so far with three winning decisions

#24 ALEC BAKER

B: Right **T:** Right **HT:** 6'3" **WT:** 202 **AGE:** 26 (12/4/1999) **HOMETOWN:** Springfield, MA

G-GS	IP	W-L	SV-SVO	K	BB	ERA	WHIP	IR-S
4-0	9.2	0-1	0-0	6	5	3.72	1.66	0-0

Last Win:		2025:	IP- 83.1	ERA- 5.72	H- 102	K- 61	BB- 33
Last Loss:	4/18 vs. FRI	vs. SA:	IP- 0.0	ERA- --	H- 0	K- 0	BB- 0
Last Save:		'26 Highs:	IP- 3.0	ER- 2	H- 4	K- 4	NP- 51

LAST 6 OUTINGS	IP	H	R	ER	HR	BB	SO	NP-S
4/18 vs. FRI	2.0	3	2	2	0	3	1	49-25
4/14 vs. FRI	3.0	3	1	1	1	0	4	47-33
4/9 at NWA	2.2	4	1	1	0	1	1	51-30
4/5 vs. SPR	2.0	1	0	0	0	1	0	30-16
Totals: 3.72 ERA	9.2	11	4	4	1	5	6	--

Splits	AVG	H	AB	BB	K
Home	.292	7	24	4	5
Road	.333	4	12	1	1
vs LHB	.304	7	23	4	4
vs RHB	.308	4	13	1	2

Assigned to Triple-A Reno on three occasions in 2025 but only pitched in one game, making his Aces debut on June 19.

Entered Amarillo's rotation full-time upon his return from Reno, making 13 starts for the remainder of the season.

Undertook his largest workload as a pro in 2025, logging the most innings pitched (86.1) and making the most starts (15).

Went deeper into the 9/7/25 game at ARK than any other of his career, posting a QS on 7.0 IP with three runs allowed.

#26 JONATAN BERNAL

B: Right **T:** Right **HT:** 6'1" **WT:** 194 **AGE:** 23 (6/29/2002) **HOMETOWN:** Mazatlan, Sinaloa, MEX

G-GS	IP	W-L	SV-SVO	K	BB	ERA	WHIP	IR-S
3-0	6.2	0-0	0-0	6	3	2.70	1.50	0-0

Last Win:		2025:	IP- 72.1	ERA- 4.98	H- 79	K- 51	BB- 21
Last Loss:		vs. SA:	IP- 0.0	ERA- --	H- 0	K- 0	BB- 0
Last Save:		'26 Highs:	IP- 3.0	ER- 1	H- 3	K- 2	NP- 44

LAST 6 OUTINGS	IP	H	R	ER	HR	BB	SO	NP-S
4/19 vs. FRI	1.2	2	0	0	0	0	2	14-12
4/15 vs. FRI	3.0	3	1	1	1	1	2	44-31
4/11 at NWA	2.0	2	1	1	0	2	2	35-20
Totals: 2.70 ERA	6.2	7	2	2	1	3	6	--

Splits	AVG	H	AB	BB	K
Home	.294	5	17	1	4
Road	.333	2	6	2	2
vs LHB	.188	3	16	2	4
vs RHB	.500	4	8	1	2

Originally signed by the Toronto Blue Jays as a free agent on April 7, 2019...was traded to the Royals in 2022

Was acquired by the Diamondbacks on 5/15/25 as a FA after spending time with the Leones de Yucatanin the Mexican League.

Debuted for Amarillo on June 21, 2025, tossing five shutout innings with two hits allowed and four strikeouts

Joins Amarillo in 2026 with two relief outings under his belt at High-A Hillsboro...posting a 2.08 ERA in those outings

#33 BILLY CORCORAN

B: Right **T:** Right **HT:** 6'8" **WT:** 220 **AGE:** 26 (8/21/1999) **HOMETOWN:** Chester, PA

G-GS	IP	W-L	SV-SVO	K	BB	ERA	WHIP	IR-S
1-0	1.1	0-0	0-0	2	2	27.00	3.00	2-2

Last Win:		2025:	IP- 21.1	ERA- 10.55	H- 36	K- 18	BB- 7
Last Loss:		vs. SA:	IP- 0.0	ERA- --	H- 0	K- 0	BB- 0
Last Save:		'26 Highs:	IP- 1.1	ER- 4	H- 2	K- 2	NP- 36

LAST 6 OUTINGS	IP	H	R	ER	HR	BB	SO	NP-S
4/19 vs. FRI	1.1	2	4	4	0	2	2	36-20
Totals: 27.00 ERA	1.1	2	4	4	0	2	2	--

Splits	AVG	H	AB	BB	K
Home	.333	2	6	2	2
Road	--	0	0	0	0
vs LHB	.333	1	3	2	1
vs RHB	.500	1	2	0	1

Is making his second stint with Amarillo...made 20 starts with the Sod Poodles in 2024, posting a 4.92 ERA (58 ER/106.0 IP).

Was the Texas League Pitcher of the Week for the week of June 2, 2024...allowed one run in 12.0 IP in a series at Arkansas.

Spent all of 2025 with Triple-A Reno...was limited to just five starts due to injury.

Began this season with High-A Hillsboro...appeared in two games out of the bullpen and allowed two earned runs in 5.2 IP.



SODDIES BULLPEN



#27 HAYDEN DURKE

B: Right **T:** Right **HT:** 6'1" **WT:** 206 **AGE:** 23 (5/1/2002) **HOMETOWN:** Abbeville, LA

G-GS **IP** **W-L** **SV-SVO** **K** **BB** **ERA** **WHIP** **IR-S**
6-0 7.1 0-0 0-0 12 5 9.82 1.77 0-0

Last Win: 2025: IP- 49.0 ERA- 4.22 H- 24 K- 74 BB- 35

Last Loss: vs. SA: IP- 1.0 ERA- 0.00 H- 1 K- 1 BB- 0

Last Save: '26 Highs: IP- 2.0 ER- 5 H- 3 K- 5 NP- 35

- Won Pitcher of the Week in the NWL for the week of 5/11/25 after tossing a perfect three innings with 6 Ks and a save in 6 G.
- A 13.2 scoreless and no-hit innings streak from 4/23 - 5/25 last season led to his promotion to Amarillo on May 27.
- A 2.31 ERA (3 ER/11.2 IP) paired with a 0.86 WHIP and .105 BAA with the Soddis led to a call-up to Triple-A Reno on 7/8.
- Tossed only the second immaculate inning in Soddis history, doing so on 4/18 vs. FRI in the 7th inning

LAST 6 OUTINGS	IP	H	R	ER	HR	BB	SO	NP-S
4/22 at SA	1.0	1	0	0	0	0	1	19-12
4/18 vs. FRI	2.0	1	0	0	0	1	5	26-19
4/15 vs. FRI	1.1	2	3	3	1	2	3	35-21
4/10 at NWA	1.0	0	0	0	0	1	1	16-8
4/7 at NWA	0.2	3	5	5	1	1	0	30-16
4/3 vs. SPR	1.1	1	0	0	0	0	2	22-13
Totals: 9.82 ERA	7.1	8	8	8	2	5	12	--
Splits	AVG	H	AB	BB	K			
Home	.182	4	22	3	10			
Road	.364	4	11	2	2			
vs LHB	.313	5	16	3	9			
vs RHB	.250	3	12	2	3			

#38 ANTONIO MENENDEZ

B: Right **T:** Right **HT:** 6'4" **WT:** 215 **AGE:** 27 (3/11/1999) **HOMETOWN:** Reston, VA

G-GS **IP** **W-L** **SV-SVO** **K** **BB** **ERA** **WHIP** **IR-S**
6-0 10.1 0-0 0-0 12 3 2.61 0.77 5-0

Last Win: 2025: IP- 44.1 ERA- 5.08 H- 40 K- 42 BB- 22

Last Loss: vs. SA: IP- 1.1 ERA- 0.00 H- 1 K- 3 BB- 1

Last Save: '26 Highs: IP- 2.1 ER- 3 H- 3 K- 3 NP- 39

- Acquired by the Diamondbacks when his contract was purchased by Arizona in the 2025 Rule 5 Draft, AAA Phase.
- Was named to the AFL Rising Stars team in 2022 after playing for the Mesa Solar Sox... struck out 12 batters in 13.1 IP.
- Selected by the Tampa Bay Rays in the 14th round (431st ovr.) of the 2021 MLB Draft... agreed to a \$100k signing bonus.
- Attended Wake Forest from 2018-21...missed all of 2021 to injury...the most-used reliever by the Demon Deacons in '19.

LAST 6 OUTINGS	IP	H	R	ER	HR	BB	SO	NP-S
4/22 at SA	1.1	1	0	0	0	1	3	22-14
4/16 vs. FRI	1.1	0	0	0	0	0	1	14-8
4/14 vs. FRI	1.0	3	3	3	1	1	1	31-20
4/10 at NWA	2.1	0	0	0	0	0	3	24-19
4/7 at NWA	2.0	0	0	0	0	0	2	31-20
4/3 vs. SPR	2.1	1	0	0	0	1	2	39-26
Totals: 2.61 ERA	10.1	5	3	3	1	3	12	--
Splits	AVG	H	AB	BB	K			
Home	.222	4	18	2	4			
Road	.056	1	18	1	8			
vs LHB	.111	2	18	3	6			
vs RHB	.167	3	18	0	6			

#35 LOGAN MERCADO

B: Right **T:** Right **HT:** 6'0" **WT:** 215 **AGE:** 24 (10/19/2001) **HOMETOWN:** Pasco, WA

G-GS **IP** **W-L** **SV-SVO** **K** **BB** **ERA** **WHIP** **IR-S**
1-0 2.2 0-0 0-1 4 2 6.75 2.25 0-0

Last Win: 2025: IP- 53.0 ERA- 3.74 H- 39 K- 61 BB- 29

Last Loss: vs. SA: IP- 0.0 ERA- -- H- 0 K- 0 BB- 0

Last Save: '26 Highs: IP- 2.2 ER- 2 H- 4 K- 4 NP- 58

- Started 2026 with High-A Hillsboro...allowed two earned runs in 6.1 IP, striking out 10 and walking two.
- Made it to Triple-A Reno in his first season as a pro in 2025, pitching in one game with the club on September 20.
- Made Double-A debut on 4/17 vs. FRI...tossed 2.2 innings in relief, allowing two earned runs with four strikeouts
- Played in college at Oregon from 2021-2024...was an Honorable Mention All-Pac-12 Conference in 2024.

LAST 6 OUTINGS	IP	H	R	ER	HR	BB	SO	NP-S
4/17 vs. FRI	2.2	4	3	2	0	2	4	58-37
Totals: 6.75 ERA								
2.2	4	3	2	0	2	4	--	
Splits	AVG	H	AB	BB	K			
Home	.364	4	11	2	4			
Road	--	0	0	0	0			
vs LHB	.333	2	6	2	1			
vs RHB	.400	2	5	0	3			

#14 ALFRED MORILLO

B: Right **T:** Right **HT:** 6'3" **WT:** 190 **AGE:** 24 (11/14/2001) **HOMETOWN:** Santo Domingo, DR

G-GS **IP** **W-L** **SV-SVO** **K** **BB** **ERA** **WHIP** **IR-S**
5-0 5.0 1-1 0-3 6 8 19.80 4.20 2-2

Last Win: 4/17 vs. FRI 2025: IP- 60.1 ERA- 4.92 H- 65 K- 60 BB- 34

Last Loss: 4/14 vs. FRI vs. SA: IP- 0.0 ERA- -- H- 0 K- 0 BB- 0

Last Save: '26 Highs: IP- 1.1 ER- 5 H- 6 K- 2 NP- 41

- Began 2025 in Amarillo, converting his first save opportunity on 4/23...recorded a save in three of his next four games.
- Was called up to Reno on July 9 of last year and earned his first win in the PCL after 2.1 scoreless innings of relief on 7/30.
- Finished his 2025 campaign on a high note, tossing 8.2 scoreless innings in five appearances during September.
- His 13 saves for High-A Hillsboro led the Northwest League in 2024.

LAST 6 OUTINGS	IP	H	R	ER	HR	BB	SO	NP-S
4/17 vs. FRI	1.0	0	0	0	0	1	1	18-10
4/14 vs. FRI	1.1	6	6	5	0	1	1	34-20
4/11 at NWA	1.1	1	1	0	0	3	2	41-18
4/8 at NWA	0.1	3	3	2	0	2	1	31-18
4/5 vs. SPR	1.0	3	4	4	1	1	1	22-12
Totals: 19.80 ERA	5.0	13	14	11	1	8	6	--
Splits	AVG	H	AB	BB	K			
Home	.500	9	18	3	3			
Road	.400	4	10	5	3			
vs LHB	.615	8	13	5	2			
vs RHB	.333	5	15	3	4			

#11 CARLOS REY

B: Left **T:** Left **HT:** 6'2" **WT:** 180 **AGE:** 23 (5/19/2002) **HOMETOWN:** Hialeah, FL

G-GS **IP** **W-L** **SV-SVO** **K** **BB** **ERA** **WHIP** **IR-S**
6-0 4.0 0-2 0-0 9 8 11.25 3.25 9-4

Last Win: 2025: IP- 61.1 ERA- 3.82 H- 51 K- 80 BB- 41

Last Loss: 4/11 at NWA vs. SA: IP- 0.0 ERA- -- H- 0 K- 0 BB- 0

Last Save: '26 Highs: IP- 1.1 ER- 3 H- 2 K- 2 NP- 27

- Recorded saves in consecutive appearances from August 8-10 over the Vancouver Canadians last season.
- Did not allow an earned run from July 23 - August 23, 2025 over 13.0 IP, leading the NWL in appearances over this stretch.
- Assigned to Amarillo on 8/25/25, where he would finish the season.
- Played collegiately at Division II Nova Southeastern University, where he had a career 2.52 ERA (41 ER/146.2 IP).

LAST 6 OUTINGS	IP	H	R	ER	HR	BB	SO	NP-S
4/17 vs. FRI	1.1	1	0	0	0	1	2	27-16
4/15 vs. FRI	0.2	0	0	0	0	1	2	13-8
4/11 at NWA	0.1	2	1	1	0	2	1	24-13
4/9 at NWA	0.1	0	0	0	0	1	1	10-3
4/7 at NWA	0.2	1	1	1	0	2	1	24-12
4/4 vs. SPR	0.2	1	3	3	1	1	2	22-11
Totals: 11.25 ERA	4.0	5	5	5	1	8	9	--
Splits	AVG	H	AB	BB	K			
Home	.222	2	9	3	6			
Road	.429	3	7	5	3			
vs LHB	.000	0	6	4	5			
vs RHB	.500	5	10	4	4			



SODDIES BULLPEN



#23 LONDON SIMS

B: Right **T:** Right **HT:** 6'2" **WT:** 227 **AGE:** 25 (1/3/2001) **HOMETOWN:** Lawrenceville, GA

G-GS	IP	W-L	SV-SVO	K	BB	ERA	WHIP	IR-S
7-0	9.1	1-1	2-0	8	4	4.82	1.71	3-0

Last Win:	4/16 vs. FRI	2025:	IP- 52.0	ERA- 3.63	H- 51	K- 57	BB- 31
Last Loss:	4/5 vs. SPR	vs. SA:	IP- 1.0	ERA- 9.00	H- 2	K- 0	BB- 0
Last Save:	4/22 at SA	'26 Highs:	IP- 2.0	ER- 1	H- 3	K- 2	NP- 33

LAST 6 OUTINGS	IP	H	R	ER	HR	BB	SO	NP-S
4/22 at SA	1.0	2	1	1	0	0	0	24-15
4/19 vs. FRI	1.0	3	1	1	0	0	1	17-14
4/16 vs. FRI	2.0	1	0	0	0	0	1	25-18
4/14 vs. FRI	0.2	2	1	1	0	0	1	16-11
4/11 at NWA	1.2	0	0	0	0	1	2	24-14
4/8 at NWA	1.2	2	1	1	1	1	2	33-22
Totals: 4.50 ERA	8.0	10	4	4	1	2	7	--

Splits	AVG	H	AB	BB	K
Home	.364	8	22	2	4
Road	.250	4	16	2	4
vs LHB	.350	7	20	3	3
vs RHB	.294	5	17	1	5

- Spent all of 2025 in Amarillo in what would be his first season working exclusively out of the bullpen.
- Led the Texas League in saves (12) and Soddiess pitchers in games (49), setting a franchise record.
- Following some growing pains in April, he did not allow an earned run in May across 9.2 innings pitched.
- Has both of Amarillo's saves this year

PITCHING SPLITS

	W	L	SV	ERA	IP	H	R	ER	HR	BB	K
Starters	0	5	0	5.54	63.1	58	39	39	13	22	71
Relievers	6	6	2	8.04	84.0	104	81	75	17	60	96
Home	3	6	1	7.82	84.0	101	77	73	20	50	89
Road	3	5	1	5.83	63.1	61	43	41	10	32	78
Day	2	1	1	4.82	28.0	25	16	15	5	13	26
Night	4	10	1	7.47	119.1	137	104	99	25	69	141
April	6	11	2	6.96	147.1	162	120	114	30	82	167
May	--	--	--	--	--	--	--	--	--	--	--
June	--	--	--	--	--	--	--	--	--	--	--
July	--	--	--	--	--	--	--	--	--	--	--
August	--	--	--	--	--	--	--	--	--	--	--
September	--	--	--	--	--	--	--	--	--	--	--
Totals	6	11	2	6.96	147.1	162	120	114	30	82	167

PEN REPORT (NP-S)

	4/16	4/17	4/18	4/19	4/20	4/21	4/22
PITCHER	FRI	FRI	FRI	FRI	OFF	PPD	SA
Casey Anderson	43-24	-	-	27-13	-	-	-
Roman Angelo	67-38	-	-	-	-	-	11-7
Alec Baker	-	-	49-25	-	-	-	-
Jonatan Bernal	-	-	-	14-12	-	-	-
Billy Corcoran	-	-	-	36-20	-	-	-
Hayden Durke	-	-	26-19	-	-	-	19-12
Antonio Menendez	14-8	-	-	-	-	-	22-14
Logan Mercado	-	58-37	-	-	-	-	-
Alfred Morillo	-	18-10	-	-	-	-	-
Carlos Rey	-	27-16	-	-	-	-	-
Landon Sims	25-18	-	-	17-14	-	-	24-15

CATCHER STATS

	CS	SB	ATT	%	PB	IP	ER	ERA
Adrian De Leon	6	10	16	.375	2	79.1	57	6.47
Gavin Logan	5	12	17	.294	0	68.0	57	7.54
TOTAL	11	22	33	.333	2	147.1	114	6.96

PITCHING STREAKS (RELIEVERS)

Consecutive Scoreless Innings				Consecutive Scoreless Appearances			
Pitcher	IP	Dates	Streak Stats	Pitcher	G	Dates	Streak Stats
Antonio Menendez	6.2	4/3-4/10	1 H, 1 BB, 7 K	Antonio Menendez	3	4/3-4/10	6.2 IP, 1 H, 1 BB, 7 K
Roman Angelo	4.0	4/4-4/8	0 H, 2 BB, 6 K	Casey Anderson	2	4/5-4/9	3.1 IP, 2 H, 0 BB, 3 K
Hayden Durke	3.0	4/18-4/22	2 H, BB, 6 K	Carlos Rey	2	4/15-4/17	2.0 IP, H, HB, BB, 2 K
Antonio Menendez	2.2	4/16-4/22	H, BB, 4 K	Antonio Menendez	2	4/16-4/22	2.2 IP, H, BB, 4 K
Alec Baker	2.0	4/5	1 H, 1 BB	Hayden Durke	2	4/18-4/22	3.0 IP, 2 H, BB, 6 K
Carlos Rey	2.0	4/15-4/17	1 H, HB, BB, 2 K	Alec Baker	1	4/5	2.0 IP, 1 H, 1 BB

VS. TEXAS LEAGUE

NORTH	2026						ALL-TIME					
	HOME		ROAD		TOTAL		HOME		ROAD		TOTAL	
	W	L	W	L	W	L	W	L	W	L	W	L
ARKANSAS	0	0	0	0	0	0	14	16	14	17	28	33
NORTHWEST ARKANSAS	0	0	2	4	2	4	13	12	22	15	35	27
SPRINGFIELD	0	3	0	0	0	3	16	20	12	13	28	33
TULSA	0	0	0	0	0	0	20	17	19	18	39	35
WICHITA	0	0	0	0	0	0	14	10	7	5	21	15
TOTAL	0	3	2	4	2	7	77	75	74	68	151	143

SOUTH	2026						ALL-TIME					
	HOME		ROAD		TOTAL		HOME		ROAD		TOTAL	
	W	L	W	L	W	L	W	L	W	L	W	L
CORPUS CHRISTI	0	0	0	0	0	0	32	23	29	43	61	66
FRISCO	3	3	0	0	3	3	43	46	24	36	67	82
MIDLAND	0	0	0	0	0	0	38	33	41	36	79	69
SAN ANTONIO	0	0	1	1	1	1	22	23	31	31	53	54
TOTAL	3	3	1	1	4	4	135	125	125	146	260	271

HIGHS, LOWS, LAST TIME IT HAPPENED



HIGHS AND LOWS (2026)

SOD POODLES OFFENSE

Most Runs, Game	13 (4/16 vs. FRI)
Most Runs, Inning	6 (2nd, 4/8 at NWA)
Most Hits, Game (Team)	16 (4/14 vs. FRI)
Most Hits, Game (Indiv.)	5 (Pena, 4/16 vs. FRI)
Fewest Hits, Game	3 (2x), last: 4/22 at SA (2)
Most Hits, Inning	5 (2nd, 4/8 at NWA)
Most HRs, Game (Team)	5 (2x), last: 4/16 vs. FRI
Most HRs, Game (Indiv.)	2 (2x), last: McLaughlin (4/16 vs. FRI)
Most HRs, Inning (Team)	2 (2x), last: 3rd, 4/16 vs. FRI
Most RBI, Game (Indiv.)	5 (McLaughlin, 4/16 vs. FRI)
Most Total Bases, Game (Indiv.)	11 (Pena, 4/16 vs. FRI)
Most SBs, Game (Team)	2 (6x), last: 4/16 vs. FRI
Most SBs, Game (Indiv.)	2 (3x), last: Ortiz, 4/17 vs. FRI
Grand Slams	1 (Logan, 4/8 at NWA)
Most Runners LOB, Team	10 (2x), last: 4/5 vs. SPR
Most Runs Combined (Two Teams)	26 (4/14 vs. FRI)
Most Hits Combined (Two Teams)	36 (4/14 vs. FRI)
Most HR During Series (Two Teams)	28 (4/14-4/19 vs. FRI)
Most Runs to Overcome Deficit	5 (12-7, Mid 7, 4/16 vs. FRI)

OPPONENTS OFFENSE

Most Runs, Game	15 (4/14 vs. FRI)
Most Runs, Inning	8 (7th, 4/7 at NWA)
Most Hits, Game (Team)	20 (4/14 vs. FRI)
Most Hits, Game (Indiv.)	5 (Martinez, 4/14 vs. FRI)
Fewest Hits, Game	5, 4/22 at SA (1)
Most Hits, Inning	6 (2x), last: (9th, 4/14 vs. FRI)
Most HRs, Game (Team)	5 (4/15 vs. FRI)
Most HRs, Game (Indiv.)	2 (3x), last: Lee Sang (4/16 vs. FRI)
Most SBs, Game (Team)	4 (4/11 at NWA)
Most SBs, Game (Indiv.)	2 (2x), last: Becker (4/11 at NWA)
Grand Slams	1 (3x), last: 4/5 vs. SPR
Most Runners LOB, Team	12 (4/4 vs. SPR)
Most Runs to Overcome Deficit	3 (11-8, End 8, 4/14 vs. FRI)

OPPONENTS PITCHING

Most Ks, Team (9 innings)	12 (2x), last: 4/14 vs. FRI
Most Ks, Team (extra innings)	11 (4/5 vs. SPR)
Most Walks, Team	8 (4/4 vs. SPR)
Shutouts	
Most Ks, Individual	7 (3x), last: Felix Arronde (4/11 at NWA)
Most Walks, Individual	4, Mason Burns (4/4 vs. SPR)

SOD POODLES DEFENSE

Most Errors, Team	2 (2x), last: 4/14 vs. FRI
Most Errors, Individual	1 (10x), last: Valdez, 4/19 vs. FRI
Most Double Plays	3 (4/5 vs. SPR)

OPPONENTS DEFENSE

Most Errors, Team	1 (8x), last: 4/19 vs. FRI
Most Errors, Individual	1 (8x), last: Snider, 4/19 vs. FRI
Most Double Plays	3 (4/15 vs. FRI)

SOD POODLES PITCHING

Most Ks, Team (9 innings)	14 (4/10 at NWA)
Most Ks, Team (extra innings)	14 (4/17 vs. FRI)
Most Walks, Team	10 (4/11 at NWA, 10 inn.)
Shutouts	
Complete Games (9 IP)	
Complete Games (7 IP)	
Complete Game Shutout (Indiv.)	
Longest Start	5.0 IP (3x), last: Cabrera, 4/17 vs. FRI
Longest Relief Appearance	3.0 IP (5x), last: Angelo (4/16 vs. FRI)
Most Ks, Individual	7 (4x), last: Grosz, 4/22 at SA (2)
Most Walks, Individual	4 (Short, 4/19 vs. FRI)

MISCELLANEOUS

Longest Home Game Time (9 inn.)	3:25 (4/14 vs. FRI)
Shortest Home Game Time (9 inn.)	2:24 (4/18 vs. FRI)
Longest Road Game Time (9 inn.)	2:52 (4/8 at NWA)
Shortest Road Game Time (9 inn.)	2:12 (4/12 at NWA)
Longest Game Time (7 inn.)	2:07 (4/22 at SA (2))
Shortest Game Time (7 inn.)	1:58 (4/22 at SA (1))
Longest Extra-Inning Game	3:11 (4/16 vs. FRI)
Longest Game (Innings)	10 innings (3x), last: 4/17 vs. FRI
Highest Attendance	6,153 (4/3 vs. SPR)

LAST TIME IT HAPPENED

SOD POODLES INDIVIDUAL

Perfect Game	
No-Hitter (Individual)	
No-Hitter (Combined)	
No-Hitter (7-Inning)	Tabor, 7/11/21 at SA; Frias, 8/1/21 vs. SA
1-Hitter (Individual)	7/29/22 (Walston, 5-inning game)
1-Hitter (Combined)	8/25/23 at SA (Hill, Rashi, Otanez)
2-Hitter (Individual)	
2-Hitter (Combined)	8/23/25 at SA (Short, Diaz, Anderson, Sims)
3-Hitter (Individual)	
3-Hitter (Combined)	9/10/25 vs. MID (Cabrera, Chalas, Sims)
Complete Game Shutout (9 inn.)	
Complete Game Shutout (7 inn.)	Frias, 8/1/21 vs. SA
Immaculate Inning	Durke (4/18/26 vs. FRI, 7th Inning)
10+ Strikeouts	File (7/10/24 at SA)
Four (4) Hits	McLaughlin (4/19 vs. FRI)
Five (5) Hits	Pena (4/16/26 vs. FRI)
Six (6) Hits	
Three (3) Doubles	Pena (4/16/26 vs. FRI)
Four (4) Doubles	
Two (2) Triples	
Two (2) HR Game	McLaughlin (4/16/26 vs. FRI)
Three (3) HR Game	Cerda (8/17/25 vs. CC)
Grand Slam (Home)	Waldschmidt (9/14/25 vs. MID)
Grand Slam (Road)	Logan (4/8/26 at NWA)
Inside-The-Park Home Run	Lawlar (7/3/23 (1) vs. TUL)
Back-To-Back HRs	McLaughlin/Cerda, 1st inning (8/17/25 vs. CC)
Back-To-Back-To-Back HRs	6/27/25 vs. ARK - Melendez/Roberts/Pena (3rd inning)
B-2-B-2-B-2-B HRs	9/11/21 vs. TUL - Garrett/Kennedy/Fletcher/Canzone (3rd inning)
HR, Both Sides of the Plate:	Stankiewicz (7/15/22 vs. SA)
Hitting for the Cycle	

HR in 2 Straight Games	Serretti (4/16/26 - 4/18/26 vs. FRI)
HR in 3 Straight Games	Logan (8/26/25 - 8/30/25 vs. NWA)
HR in 4 Straight Games	Roberts (6/30/23 - 7/3/23 vs. TUL)
HR in 5 Straight Games	Pena (4/11/26 at NWA - 4/16/26 vs. FRI)
Triple in 2 Straight Games	Carroll (5/17/22-5/18/22 vs. TUL)
Triple in 3 Straight Games	Carroll (6/12/22-6/15/22 vs. FRI, at SA)
Five (5) RBI	McLaughlin (4/16/26 vs. FRI)
Six (6) RBI	Cerda (8/17/25 vs. CC)
Seven (7) RBI	Roberts (8/15/25 vs. CC)
Four (4) Runs	McLaughlin (8/17/25 vs. CC)
Five (5) Runs	Cerda (8/17/25 vs. CC)
Two (2) Stolen Bases	Ortiz (4/17/26 vs. FRI)
Three (3) Stolen Bases	Troy (7/5/25 vs. MID)
Four (4) Stolen Bases	
Steal of Home (Straight)	Barrosa (9/4/22 vs. FRI)
Steal of Home (Double Steal)	Ortiz/Franco (4/17/26 vs. FRI)
Four (4) Walks	Robinson (6/26/24 at TUL)
Five (5) Walks	
10+ Total Bases in a Game	4/16/26 vs. FRI (Pena 11, McLaughlin 10)
Most Total Bases in a game	13, Cerda (8/17/25 vs. CC)

SOD POODLES TEAM

20 Runs, Game	9/11/21 vs. TUL
20+ Hits, Game	21 (6/27/25 vs. ARK)
10+ Runs, Inning	6/11/22 vs. FRI (11, 8th inning)
Back-to-Back 15-Hit Games	9/10/25 - 9/11/25 vs. MID
Everyone in Order gets a Hit	9/11/25 vs. MID
Everyone in order Scores a Run	4/16/26 vs. FRI
15+ Strikeouts, Game (Batting)	9/6/25 at ARK, 13 inn.
Triple Play	9/3/25 at ARK (Groover-Walters-McLaughlin; 5-4-3)
Winning Streak	7 (7/25-8/1/25)
Losing Streak	7 (8/29/25-9/5/25)

SCHEDULE



Date	Opp.	W/L	Score	Winning Pitcher	Losing Pitcher	Save	W-L	Rk.	GB	Att.	TOG	Date	Opp.	W/L	Score	Winning Pitcher	Losing Pitcher	Save	W-L	Rk.	GB	Att.	TOG	
4/3	SPR	L	10-1	Cijntje (1-0)	Eagen (0-1)		0-1	4	1.5	6,153	2:59	6/23	FRI											
4/4	SPR	L	7-4	Watson (1-0)	Rey (0-1)	Burns (1)	0-2	4	2.5	4,727	3:14	6/24	FRI											
4/5	SPR	L	6-4 (10)	Picone (1-0)	Sims (0-1)		0-3	4	3.0	3,601	2:40	6/25	FRI											
4/7	NWA	L	14-2	Cawyer (1-0)	Diaz (0-1)		0-4	5	4.0	3,852	2:35	6/26	FRI											
4/8	NWA	W	10-6	Angelo (1-0)	Patteson (1-1)		1-4	4	3.0	2,249	2:52	6/27	FRI											
4/9	NWA	L	4-1	Williams (1-0)	Eagen (0-2)	Cawyer (1)	1-5	4	4.0	3,044	2:34	6/28	FRI											
4/10	NWA	L	7-2	Monke (2-0)	Grosz (0-1)		1-6	4	4.0	3,338	2:35	6/30	SA											
4/11	NWA	L	5-4	Cawyer (2-0)	Rey (0-2)		1-7	5	5.0	3,716	2:51	7/1	SA											
4/12	NWA	W	6-3	Angelo (2-0)	Beam (0-1)		2-7	5	5.0	2,358	2:12 (16)	7/2	SA											
4/14	FRI	L	15-11	Velez (2-0)	Morillo (0-1)		2-8	5	6.0	3,054	3:25	7/3	SA											
4/15	FRI	L	10-7	Bornie (3-0)	Eagen (0-3)		2-9	5	7.0	3,447	2:57	7/4	SA											
4/16	FRI	W	13-12 (10)	Sims (1-1)	Roberts (0-1)		3-9	5	6.0	4,142	3:11	7/5	SA											
4/17	FRI	W	6-5 (10)	Morillo (1-1)	Brand (0-1)		4-9	4	6.0	5,146	3:08	7/7	ARK											
4/18	FRI	L	5-4	Bornie (4-0)	Baker (0-1)		4-10	4	7.0	4,265	2:24	7/8	ARK											
4/19	FRI	W	9-7	Anderson (1-0)	Davalillo (0-2)	Sims (1)	5-10	4	7.0	4,125	2:54	7/9	ARK											
4/22 (1)	SA	L	3-2	Gustin (1-0)	Eagen (0-4)		5-11	-	-	-	1:58	7/10	ARK											
4/22 (2)	SA	W	2-1	Angelo (3-0)	Yost (0-1)	Sims (2)	6-11	4	7.0	3,273	2:07	7/11	ARK											
4/23	SA											7/12	ARK											
4/24	SA											7/17	SPR											
4/25	SA											7/18	SPR											
4/26	SA											7/19	SPR											
4/28	MID											7/21	CC											
4/29	MID											7/22	CC											
4/30	MID											7/23	CC											
5/1	MID											7/24	CC											
5/2	MID											7/25	CC											
5/3	MID											7/26	CC											
5/5	WCH											7/28	SA											
5/6	WCH											7/29	SA											
5/7	WCH											7/30	SA											
5/8	WCH											7/31	SA											
5/9	WCH											8/1	SA											
5/10	WCH											8/2	SA											
5/12	CC											8/4	ARK											
5/13	CC											8/5	ARK											
5/14	CC											8/6	ARK											
5/15	CC											8/7	ARK											
5/16	CC											8/8	ARK											
5/17	CC											8/9	ARK											
5/19	NWA											8/11	MID											
5/20	NWA											8/12	MID											
5/21	NWA											8/13	MID											
5/22	NWA											8/14	MID											
5/23	NWA											8/15	MID											
5/24	NWA											8/16	MID											
5/26	MID											8/18	TUL											
5/27	MID											8/19	TUL											
5/28	MID											8/20	TUL											
5/29	MID											8/21	TUL											
5/30	MID											8/22	TUL											
5/31	MID											8/23	TUL											
6/2	TUL											8/25	CC											
6/3	TUL											8/26	CC											
6/4	TUL											8/27	CC											
6/5	TUL											8/28	CC											
6/6	TUL											8/29	CC											
6/7	TUL											8/30	CC											
6/9	SPR											9/1	FRI											
6/10	SPR											9/2	FRI											
6/11	SPR											9/3	FRI											
6/12	SPR											9/4	FRI											
6/13	SPR											9/5	FRI											
6/14	SPR											9/6	FRI											
6/16	MID											9/8	SA											
6/17	MID											9/9	SA											
6/18	MID											9/10	SA											
6/19	MID											9/11	SA											
6/20	MID											9/12	SA											
6/21	MID											9/13	SA											

MONTH-BY-MONTH

BATTING

	AVG	HR	R/G
APRIL	.246	27	5.18
MAY	-	-	-
JUNE	-	-	-
JULY	-	-	-
AUGUST	-	-	-
SEPTEMBER	-	-	-

PITCHING

	Wins	Losses	Saves	ERA
APRIL	6	11	2	6.96
MAY	--	--	--	--
JUNE	--	--	--	--
JULY	--	--	--	--
AUGUST	--	--	--	--
SEPTEMBER	--	--	--	--

POSTPONEMENTS/CANCELLATIONS

4/21 at SA Postponed to 4/22 as part of doubleheader



TRANSACTIONS



Date	No.	Transaction
4/4	1	Matt O'Neill transferred to Reno from Amarillo
4/4	2	Adrian De Leon transferred to Amarillo from Hillsboro
4/9	3	Hunter Cranton placed on Amarillo IL
4/10	4	Jonatan Bernal transferred to Amarillo from Hillsboro
4/10	5	Zane Russell transferred to Hillsboro to Amarillo
4/12	6	Jesus Valdez tranferred to Reno from Amarillo
4/15	7	Lourdes Gurriel Jr. begins ML Rehab Assignment with Amarillo
4/15	8	Billy Corcoran transferred to Amarillo from Hillsboro
4/16	9	Jesus Valdez tranferred to Amarillo from Reno
4/16	10	Alejandro Rios transferred to Amarillo from ACL D-backs
4/16	11	Indigo Diaz placed on Amarillo IL
4/17	12	Logan Mercado transferred to Amarillo from Hillsboro
4/17	13	Gavin Logan tranferred to Reno from Amarillo
4/18	14	Alejandro Rios transferred to ACL from Amarillo
4/18	15	Gavin Logan tranferred to Amarillo from Reno
4/18	16	Christian Cerda transferred from Amarillo to Reno

Date	No.	Transaction
------	-----	-------------