

OMAHA STORM CHASERS GAME NOTES

vs. TOLEDO MUD HENS

RHP Daniel Mengden (0-0, 15.00) vs. LHP Miguel Del Pozo (0-1, 6.38 ERA)

Friday, May 19, 2023 | Game #41 | Home Game #22

6:35 p.m. CT First Pitch | Werner Park | Papillion, Nebraska

Radio: stormchasers.mixlr.com | TV: Bally Live, MiLB.TV

17-23

21-20

Omaha Storm Chasers | 12356 Ballpark Way, Papillion, Nebraska 68046 | (402) 738-5100 | OmahaStormChasers.com | @OMASstormChasers

UPCOMING SCHEDULE & PROBABLE PITCHERS

UPCOMING GAMES

OPPONENT





TIME (CT)

PROBABLE PITCHERS

Saturday, May 20	TOLEDO	6:35 p.m. CT	LHP Drew Parrish (1-2, 5.74 ERA) vs. RHP Reese Olson (1-3, 8.44 ERA)
Sunday, May 21	TOLEDO	5:05 p.m. CT	RHP Jonathan Heasley (1-4, 8.55 ERA) vs. TBD
Tuesday, May 23	@ St. Paul	11:07 a.m. CT	TBD @ TBD
Wednesday, May 24	@ St. Paul	7:07 p.m. CT	TBD @ TBD

THE MATCHUP

(UNDERLINE = MiLB LEADER) (BOLD = TRIPLE-A LEADER) (ITALICS = TRIPLE-A WORST)

			
.256 (11TH) < AVG	.250 (17TH)	5.77 (19TH)	ERA > 5.07 (12TH)
221 (7TH) < R	205 (17TH)	1.61 (17TH)	WHIP > 1.54 (12TH)
347 (13TH) < H	335 (17TH)	.284 (20TH)	AVG > .265 (12TH)
50 (11TH) HR >	51 (8TH)	355.1 (9TH)	< IP 350.0 (16TH)
169 (18TH) BB >	180 (13TH)	395 (19TH)	H > 358 (10TH)
341 (6TH) < K	378 (15TH)	250 (18TH)	R > 211 (8TH)
73 (2ND) < SB	23 (20TH)	61 (18TH)	HR > 49 (11TH)
345 (16TH) < OBP	.343 (18TH)	177 (7TH)	< BB 182 (11TH)
.439 (7TH) SLG >	.438 (8TH)	350 (16TH)	K > 386 (5TH)
.784 (10TH) < OPS	.781 (12TH)	1 (11TH)	- SHO - 1 (11TH)

ALL-TIME vs. Mud Hens.....**34-32 (.515)**
Since 2021: ALL-TIME in Omaha.....**18-15 (.545)**
Since 2021: ALL-TIME in Toledo.....**3-9 (.250)**

2023 vs. Mud Hens.....**4-5 (.444)**
2023 in Omaha.....**4-5 (.444)**
2023 in Toledo.....

DATE H/R	SCORE	WIN	LOSS	SAVE
4/4 H	L, 9-2	B. White	M. Castillo	-
4/5 H	L, 7-6	T. Holton	R. Weiss	M. Diaz
4/6 H	L, 8-5	J. Fry	J. Kowar	M. Del Pozo
4/7 H	W, 9-4	J. Heasley	R. Olson	-
4/8 H	W, 13-8	M. Martinez	M. Lorenzen	-
4/9 H	L, 8-2	T. Holton	M. Castillo	-
5/16 H	L, 9-2	H. Hembrée	J. Heasley	-
5/17 H	W, 13-8	W. Pennington	Z. Logue	-
5/18 H	W, 9-0	A. Cox	B. Hanifee	-
5/19 H				
5/20 H				
5/21 H				
8/15 R				
8/16 R				
8/17 R				
8/18 R				
8/19 R				

STORM CHASERS ON THE RISE

Omaha players that appear on a Top-30 Royals prospects ranking

PLAYER (POSITION)	MLB PIPELINE	BASEBALL AMERICA
Nick Loftin (INF/OF)	Royals No. 4	Royals No. 8
Drew Waters (OF, <i>MLB REHAB</i>)	Royals No. 6	Royals No. 3
Tyler Gentry (OF)	Royals No. 8	Royals No. 7
Samad Taylor (INF/OF)	Royals No. 21	Royals No. 24
Tucker Bradley (OF)	Royals No. 28	-
Jackson Kowar (RHP)	-	Royals No. 17

STORM CHASERS PRESS BOX



Game Notes compiled by Nicholas Badders

Credential Requests: nicholasb@omahastormchasers.com

Omaha Storm Chasers gameday information, as well as the 2023 Storm Chasers Media Guide can be found at milb.com/omaha/ballpark/media or by scanning the QR code to the right.



YESTERDAY'S GAME

	1	2	3	4	5	6	7	8	9	R	H	E	LO
 Toledo	0	0	0	0	0	0	0	0	0	0	3	0	6
 Omaha	0	1	0	0	2	0	0	6	x	9	14	0	8

WIN: Austin Cox (2-0) | LOSS: Brennan Hanifee (0-3) | SAVE: None

PAPILLION, NEB. – For the second straight night, the Omaha Storm Chasers beat the Toledo Mud Hens in convincing fashion and on Thursday, picked up the team's first shutout win of the year, a 9-0 victory ... 27 runs this week has already passed last week's 24. Omaha held Toledo to just three hits in the game and starter **Austin Cox** (2-0) set the tone early as he easily cruised through five innings to earn his second win of the year. Cox allowed two hits and two walks while striking out three, on just 64 pitches. **Evan Sisk** threw a perfect sixth inning behind Cox, then **Dylan Coleman** fired a scoreless seventh with three strikeouts ... after Coleman put his first two batters on in the eighth, **Collin Snider** only needed five pitches to work out of trouble, as he got a flyout and double play to keep the shutout intact. While the Chasers blew the game open in the bottom of the eighth, **Nick Wittgren** worked a 1-2-3 ninth to finish off Omaha's first shutout win in 2023. The game remained close early, as **Tucker Bradley** doubled in **Brewer Hicklen** in the first to start the scoring, then back-to-back hits from **Nicky Lopez** and **Samad Taylor** put Omaha up 3-0 after five innings. Facing Toledo's top reliever, **Miguel Diaz**, in the bottom of the eighth, the first eight Storm Chasers hitters reached base and all eventually came around to score ... **Nick Loftin** singled in two, **Logan Porter** singled in one then Hicklen connected on a three-run homer, his second long ball of the season to cap the rally ... Omaha ended up sending 12 batters to the plate in the inning, loading the bases with two outs, including with a single from **Drew Waters**, but could not reach double-digit runs for the second straight game.

NOTES AND NUGGETS

WILD GOOSE EGG CHASE

Yesterday's 9-0 win over Toledo was Omaha's first shutout win of the season in the team's 40th game.

40 games is the latest it's taken for the Storm Chasers to get a shutout win ... last season, Omaha got a 5-0 shutout in the 26th game of the season, on May 5 vs. Columbus ... the last time it took Omaha this long to get its first shutout of the season was 2008, when the pitching staff threw its first shutout over the year on June 10 @ New Orleans, a 1-hit 13-0 win.

EVERY WIN BEGINS WITH K

After having the lowest strikeout rate in the organization in the month of April, Omaha's pitching staff has turned things up a notch in the month of May.

The Storm Chasers ranked 18th in the International League with 198 strikeouts (8.4 K/9) in April, but are tied 4th in May with 145 strikeouts (9.7 K/9). Of 14 games this season where the pitching staff has struck out at least 10 batters, 6 have come this month.

SEEING IT LIKE CJ

CJ Alexander's quick bat speed has produced some of the highest exit velos this year. Alexander has the hardest hit this season (115.3mph double, 4/7 vs. Toledo) and the hardest hit home run (109.0mph, 5/14 @ Scranton/WB). CJ hit a "foul ball" at 110.7mph in the fourth inning yesterday, what would have been the 2nd-hardest hit ball this season, had it been called fair and a home run.

YOU WANNA SEE SOME REAL SPEED?

While they didn't steal a base yesterday, Chasers have 73 steals in 40 games (average of 1.83 SB/game).

73 steals rank 2nd in the International League, 2nd among all Triple-A teams and 10th in Minor League Baseball ... among Triple-A teams, only the Worcester Red Sox (79) have more steals.

With a steal Wednesday, outfielder **Dairon Blanco** has 25 stolen bases this season (in 27 tries), which is 1st in the league, 1st in Triple-A and tied 4th in the Minor Leagues ... Blanco has stolen 12 bases in 10 games this month, including 7 last week.

Samad Taylor added a steal Wednesday and is 2nd on the team behind Blanco with 19 steals (in 23 attempts) and ranks tied 4th in the league and Triple-A, tied 13th in the Minors.

BIG LEAGUE BUSINESS

Omaha has THREE MLB rehabbers right now: LHP **Daniel Lynch**, INF **Nicky Lopez** and OF **Drew Waters** ... Lopez began the 2023 MLB season on the Royals' opening Day Roster, while Lynch and Waters opened the year on Kansas City's 15-Day Injured List.

Lynch suffered a *left shoulder strain* in a Spring Training start ... he has made three rehab starts already, one for Double-A Northwest Arkansas on May 2nd and three for Omaha, with a season-high 8 strikeouts yesterday.

Lopez is coming back from *appendicitis* after an emergency appendectomy in Minneapolis when the Royals visited the Twins ... he begins his rehab assignment 88 in Omaha today, after playing 88 games with the Chasers between 2018 and 2019 and the 2014-2016 seasons locally with the Creighton Bluejays, he went 2-for-4 yesterday.

Waters began his rehab assignment last Tuesday after suffered a *left oblique strain* before Spring Training games began in February ... he began playing games in Extended Spring Training on April 17 before joining the Chasers last week ... after starting his season/rehab stint 1-for-22, he is 5-for-10 the last two days.

AT A GLANCE

RECENT

Last 5 Games 3-2
Last 10 Games 5-5
Last 20 Games 9-11

HOME/AWAY

Home Games 7-14
Away Games 10-9

TIME OF DAY

Night Games 10-13
Day Games 7-10

MONTH

March 1-0
April 9-15
May 7-8
June
July
August
September

OPPONENT

vs. Columbus
vs. Gwinnett 1-5
vs. Indianapolis 3-0
vs. Iowa 2-2
vs. Louisville 2-4
vs. Memphis
vs. Nashville 2-4
vs. Rochester
vs. Scranton/WB 3-3
vs. St. Paul
vs. Toledo 4-5

DAY OF THE WEEK

on Monday
on Tuesday 0-7
on Wednesday 2-5
on Thursday 3-4
on Friday 5-2
on Saturday 3-3
on Sunday 4-2

THIS SERIES

Record 2-1
Batting Average (.363)
Runs/Per Game 27/9.0
Home Runs 4
ERA 5.00 (15 ER / 27.0 IP)
Strikeouts (K/9) 34 (11.3)
Saves/Opportunities /

QUICK FACTS

Founded.....	2011 (1969-2010: Omaha Royals)
Colors.....	Royal Blue, Twister Gold, Blackout Black
League.....	International League (Since 2021)
Ownership.....	Alliance Baseball Omaha LLC
General Manager.....	Laurie Schlender (4th Year)
Home Ballpark (Capacity).....	Werner Park (9,023, 6,254 fixed seats)
Dimensions.....	LF- 310 CF- 402 RF- 315

ROSTER BREAKDOWN

Age 22.....	0	Native of Cuba.....	1
Age 23.....	0	Native of Panama.....	1
Age 24.....	4	Native of United States.....	27
Age 25.....	4	Native of Venezuela.....	1
Age 26.....	10	Acquired by Royals via Free Agency.....	9
Age 27.....	5	(International).....1 (Minor League).....5 (Undrafted).....	3
Age 28.....	2	Acquired by Royals via Trade.....	7
Age 29.....	2	Acquired by Royals via Waivers.....	1
Age 30.....	2	Acquired by Royals via First Year Player Draft.....	13
Age 31.....	1	(High School).....0 (Rounds 1-5).....5 (2015-17 Drafts).....	3
Age 32.....	0	(2nd Year/College).....1 (Rounds 6-10).....4 (2018 Draft).....	4
Average Age.....	26 Years 195 Days	(3rd Year/College).....9 (Rounds 11-20).....2 (2019 Draft).....	4
Median Age.....	26	(4th+ Year/College).....3 (Rounds 21-40).....2 (2020 Draft).....	2

PRO-NUN-SEE-AY-SHUNS

PLAYERS












0 SAMAD TAYLOR.....	(suh-mod)
2 RYAN GOINS.....	(GO-ins)
6 CLAY DUNGAN.....	(duhn-ginn)
12 JOHAN CAMARGO.....	(YO-hahn kuh-MAR-go)
16 DAIRON BLANCO.....	(DYE-rone)
17 ANGELO CASTELLANO.....	(kass-tay-AH-noh)
36 DANIEL MENGDEN.....	(MING-den)
41 ANDRÉS NÚÑEZ.....	(ahn-drez NOON-yez)
44 RYAN WEISS.....	(wyss)
55 JONAH DIPOTO.....	(dih-POH-to)
56 ANTHONY VENEZIANO.....	(va-nee-ee-ah-no)
58 BROOKS KRISKE.....	(KRIS-kee)
62 NICK WITTGREN.....	(wit-grinn)

COACHES















23 MIKE JIRSCHKE.....	(jursh-LEE)
33 DAVID NOWORYTA.....	(Nova-REE-tah)
52 BIJAN RADEMACHER.....	(bee-ZHON RAH-de-moch-err)

UNIFORM RECORDS

STANDARD UNIFORMS

 Blue Vortex Home: 4-8 Road: 0-0	 Blue O-Bolt Home: 0-1 Road: 10-9	 Powder SC Home: 2-4 Road: 0-0	 Powder O Home: 1-0 Road: 0-0
 Home White Home: 3-8 Road: 0-0	 Road Grey Home: 0-0 Road: 5-4	 Blue O-Bolt Home: 0-1 Road: 5-5	 Powder Blue Home: 2-4 Road: 0-0
 Black O-Bolt Home: 1-0 Road: 0-0	 Community Home: 0-1 Road: 0-0	 Star Wars Home: 1-0 Road: 0-0	

SPECIALTY/THEME NIGHTS

 Black O-Bolt Home: 0-1 Road: 0-0	 Patriotic Home: 0-0 Road: 0-0	 Runzas Home: 0-0 Road: 0-0	 Cattlemen Home: 0-0 Road: 0-0	 Rockets Home: 0-0 Road: 0-0	 Marvel Home: 0-0 Road: 0-0	 Throwback Home: 0-0 Road: 0-0
 Patriotic Home: 0-0 Road: 0-0	 Runzas Home: 0-0 Road: 0-0	 Cattlemen Home: 0-0 Road: 0-0	 Rockets Home: 0-0 Road: 0-0	 Marvel Home: 0-0 Road: 0-0	 Throwback Home: 0-0 Road: 0-0	 Corn Home: 0-0 Road: 0-0

RECENT TRANSACTIONS

2023 BREAKING ROSTER

Pitchers (15): RHP Max Castillo, LHP Austin Cox, RHP Jonathan Heasley, RHP Jackson Kowar, RHP Brooks Kriske, LHP Marcelo Martinez, RHP Mike Mayers, RHP Andrés Núñez, LHP Drew Parrish, LHP Evan Sisk, RHP Collin Snider, RHP Josh Staumont, LHP Josh Taylor, RHP Ryan Weiss, RHP Nick Wittgren

Catchers (3): Freddy Fermin, Logan Porter, Jakson Reetz

Infielders (6): CJ Alexander, Angelo Castellano, Maikel Garcia, Nick Loftin, Nick Pratto, Samad Taylor


Outfielders (3): Dairon Blanco, Tucker Bradley, Brewer Hicklen

6.	4/16	LHP Josh Taylor recalled by KANSAS CITY from Omaha	24.	5/5	RHP Jonathan Heasley recalled by KANSAS CITY from Omaha
7.	4/21	C Freddy Fermin recalled by KANSAS CITY from Omaha	25.		OF Nate Eaton recalled by KANSAS CITY from Omaha
8.	4/25	OF Brewer Hicklen activated from the 7-Day Injured List	26.	5/6	RHP Daniel Mengden activated from the Development List
9.		RHP Zach Willeman released	27.	5/7	LHP Daniel Lynch 's rehab assignment transferred to Omaha
10.	4/27	OF Nate Eaton optioned to Omaha	28.		RHP Jonathan Heasley optioned to Omaha
11.	4/28	1B Nick Pratto recalled by KANSAS CITY from Omaha	29.		RHP Max Castillo recalled by KANSAS CITY from Omaha
12.	4/29	C Freddy Fermin optioned to Omaha (AAA)	30.	5/8	RHP Jose Cuas recalled by KANSAS CITY from Omaha
13.	5/2	INF Maikel Garcia recalled by KANSAS CITY from Omaha	31.		RHP James McArthur optioned to Omaha
14.		C Freddy Fermin recalled by KANSAS CITY from Omaha	32.		OF Franmil Reyes designated for assignment.
15.		LHP Josh Dye released	33.	5/9	OF Drew Waters sent on a rehab assignment to Omaha
16.	5/3	RHP Jonah Dipoto transferred to Omaha from NW Arkansas (AA)	34.	5/12	RHP Brett de Geus assigned to Omaha and placed on the Development List
17.		LHP Walter Pennington transferred to Omaha from NW Arkansas (AA)	35.	5/16	INF Nicky Lopez sent on a rehab assignment to Omaha
18.		LHP Austin Cox selected by Kansas City from Omaha	36.		INF Johan Camargo activated from the 7-Day Injured List
19.		RHP Jose Cuas optioned to Omaha	37.		RHP Max Castillo optioned to Omaha
20.	5/4	LHP Marcelo Martinez played on the Development List	38.		RHP Jackson Kowar recalled by KANSAS CITY from Omaha
21.		OF Franmil Reyes optioned to Omaha	39.	5/17	RHP Mike Mayers selected by KANSAS CITY from Omaha
22.		INF Clay Dungan activated from the 7-Day Injured List	40.	5/19	LHP Anthony Veneziano transferred to Omaha from NW Arkansas (AA)
23.		LHP Austin Cox optioned to Omaha	41.		RHP Max Castillo recalled by KANSAS CITY from Omaha



MANAGER: MIKE JIRSCHLE • #23

- Mike Jirschele returns for his 15th season as Omaha's manager, his 18th season managing in Minor League Baseball and 32nd season overall with the Royals organization, named to the position of Storm Chasers manager on January 13, 2023, after previously managing Triple-A Omaha from 1995-97 and 2003-13.
- Jirschele served on the Kansas City Royals coaching staff as the Third Base Coach from 2014-19 and won the World Series in 2015. Jirschele most recently served as the bench coach under manager Chris Witheridge during the 2022 season with the Double-A Northwest Arkansas Naturals. He spent the 2021 season as Witheridge's bench coach for the High-A Central champion Quad Cities River Bandits and served as Special Assistant to the General Manager in 2020.
- In his second stint as Omaha's manager, over 11 years from 2003 to 2013, he led the team to four division titles, three consecutive trips to the Pacific Coast League Championship Series (2011-2013), two PCL titles (2011, 2013) and the team's first of two Triple-A National Championships in 2013.
- He earned the 2011 Mike Coolbaugh Award for *outstanding baseball work ethic, knowledge of the game and skill in mentoring young players on the field* and he is a four-time recipient of the Dick Howser Award (1992, 1994, 2005, 2011), recognizing outstanding work in player development within the Royals organization.
- Prior to his time with Omaha and Kansas City, he served as the Royals Minor League Infield Coordinator for four years, from 1998-2002, and he held managerial positions with Wilmington (1994), Rockford (1993) and the Gulf Coast Royals (1992).
- He appeared 999 games in the Minor Leagues across 13 years, between 1977 and 1990, including 22 games with the Omaha Royals between 1988 and 1989.



PITCHING COACH: DANE JOHNSON • #59

- Dane Johnson enters his fourth year in the Royals organization and as the Storm Chasers pitching coach, after joining Kansas City ahead of the 2020 season. 2023 marks his 24th season coaching overall.
- He previously spent one season in the Miami Marlins organization (2019) as a Pitching Consultant and 19 seasons with the Toronto Blue Jays as a Minor League Pitching Coach from 2000-03, Pitching Coordinator from 2004-14 and Major League Bullpen Coach from 2015-18.
- Prior to entering coaching, spent 15 years as a player, including over 280 games in the Minor Leagues and parts of three seasons in the Majors with the Chicago White Sox (1994), Blue Jays (1996) and Oakland Athletics (1997), also playing two seasons (1990-1991) in the Chinese Professional Baseball League.
- Johnson and his wife, Gina, reside in Palm Harbor, Florida. They have two children: a daughter, Madison (31), and son, Cobi (27).



HITTING COACH: BIJAN RADEMACHER • #52

- Bijan Rademacher (*bi-ZHON RAH-de-moch-err*) joins the Royals as the Omaha Storm Chasers Hitting Coach this year after spending the last two years with the Arizona Diamondbacks as their Minor League Hitting Coordinator (2021) and ACL Hitting Coach (2022).
- Prior to coaching, he spent eight years playing professionally (2012-2019), spanning seven seasons in the Chicago Cubs organization (2012-18) and slashed .280/.361/.402 over 702 career MiLB games, reaching as high as Triple-A. He also played one season in independent baseball (2019) with the New Britain Bees in the Atlantic League, in addition to an offseason in the Mexican Pacific Winter League.
- Over 243 career Triple-A games with the Iowa Cubs, he played 11 games at Werner Park and was a .378 hitter (14-for-37) with one homer and 5 runs batted in while playing in Omaha.
- Rademacher lives in Tempe, Arizona with his wife Melissa.



BENCH COACH: DAVID NOWORYTA • #33 (3RD BASE COACH)

- David Noworyta (*Nova-REE-tah*) enters his second year in the Royals organization and first as Omaha's Bench Coach, after making his coaching debut in 2022 as the Assistant Hitting Coach for the River Bandits Kansas City's High-A affiliate.
- Prior to coaching, he spent four years playing professionally (2018-21), including three minor league seasons in the Detroit Tigers organization (2018-20), and one with the Independent Pioneer League's Billings Mustangs in 2021. Before signing with Detroit in 2018, Noworyta graduated from the University of Hawaii with a bachelor's degree in communications and journalism, and played in parts of three seasons for their baseball team.
- Noworyta attended Holy Cross Academy (N.J.), where he played baseball and basketball, and was selected by the Royals in the 37th round of the 2014 MLB Draft. He resides in Hainesport, N.J. in the offseason.



CERTIFIED ATHLETIC TRAINER: JAMES STONE

- James Stone is entering his fifth season as the Certified Athletic Trainer for the Storm Chasers after serving the previous seven seasons with the Wilmington Blue Rocks (Royals High-A), including the 2015 season, in which he was named Carolina League Athletic Trainer of the Year.
- He joined the Kansas City organization in 2010 as the athletic trainer for the Class-A Burlington Bees. He came to the Royals after spending one season with the Central Valley Coyotes (Fresno, California) in Arena Football 2.
- Stone worked three seasons in the Florida Marlins organization, with stops in Jupiter (2008), Greensboro (2007) and Jamestown (2006), winning New York-Penn League Trainer of the Year honors in 2006.
- He was the Strength and Conditioning Coach for the Baltimore Orioles Class-A affiliate, the Delmarva Shorebirds, in 2005.
- Stone graduated with a bachelor's of science in kinesiology from Cal State-Northridge. He resides in Simi Valley, California with his dog, Ozzie.



STRENGTH & CONDITIONING COACH: YANNICK PLANTE

- Yannick Plante is entering his third season as the Strength & Conditioning Coach for the Storm Chasers, after being slated to serve in that role with Northwest Arkansas in 2020.
- He began with the Kansas City Organization in 2019 as the athletic trainer for the Burlington Royals (Advanced Rookie, Appalachian League). He was then a staff member of the Surprise Saguaros of the Arizona Fall League in the fall of 2019.
- Plante has a master's degree in kinesiology from the University of Calgary and a bachelor's degree in human kinetics with specialization in biophysics from the University of Ottawa. He currently lives in Ottawa, Ontario.



TONY MEDINA
MINOR LEAGUE/LATIN AMERICA
MEDICAL COORDINATOR



BEN NICHOLAS
PLAYER DEVELOPMENT TRAINEE



JEREMY OWENS
PLAYER DEVELOPMENT TRAINEE

Daniel Mengden - Pitching - Stat Splits - 2023 - Regular Season

Split	Team	W	L	ERA	G	GS	CG	SHO	SV	IP	H	R	ER	HR	HB	BB	IBB	SO	WHIP	AVG	AB	WP	BK	GIDP	TBF	NP-S
Home Games	OMA	0	0	15.00	1	1	0	0	0	3.0	7	5	5	0	1	1	0	4	2.67	.438	16	0	0	0	18	76 - 47
Night Games	OMA	0	0	15.00	1	1	0	0	0	3.0	7	5	5	0	1	1	0	4	2.67	.438	16	0	0	0	18	76 - 47
On Grass	OMA	0	0	15.00	1	1	0	0	0	3.0	7	5	5	0	1	1	0	4	2.67	.438	16	0	0	0	18	76 - 47
May	OMA	0	0	15.00	1	1	0	0	0	3.0	7	5	5	0	1	1	0	4	2.67	.438	16	0	0	0	18	76 - 47
On Saturdays	OMA	0	0	15.00	1	1	0	0	0	3.0	7	5	5	0	1	1	0	4	2.67	.438	16	0	0	0	18	76 - 47
In games following a win	OMA	0	0	15.00	1	1	0	0	0	3.0	7	5	5	0	1	1	0	4	2.67	.438	16	0	0	0	18	76 - 47
Starter	OMA	0	0	15.00	1	1	0	0	0	3.0	7	5	5	0	1	1	0	4	2.67	.438	16	0	0	0	18	76 - 47

Daniel Mengden - Opposing Hitting - Stat Splits - 2023 - Regular Season

Split	Team	AVG	G	AB	R	H	2B	3B	HR	RBI	BB	IBB	SO	SB	CS	OBP	SLG	OPS	HBP	SAC	SF	GIDP
vs Left	OMA	.222	1	9		2	0	0	0	2	1	0	4			.300	.222	.522	0	0	0	0
vs Right	OMA	.714	1	7		5	2	0	0	3	0	0	0			.750	1.000	1.750	1	0	0	0
Team is behind	OMA	.500	1	8		4	1	0	0	4	1	0	2			.556	.625	1.181	0	0	0	0
Score is tied	OMA	.375	1	8		3	1	0	0	1	0	0	2			.444	.500	.944	1	0	0	0
Batting First	OMA	.000	1	2		0	0	0	0	0	0	0	2			.000	.000	.000	0	0	0	0
Batting Second	OMA	.000	1	2		0	0	0	0	0	0	0	1			.000	.000	.000	0	0	0	0
Batting Third	OMA	.500	1	2		1	1	0	0	0	0	0	0			.500	1.000	1.500	0	0	0	0
Batting Fourth	OMA	.500	1	2		1	0	0	0	0	0	0	0			.500	.500	1.000	0	0	0	0
Batting Fifth	OMA	1.000	1	1		1	0	0	0	0	1	0	0			1.000	1.000	2.000	0	0	0	0
Batting Sixth	OMA	1.000	1	2		2	0	0	0	1	0	0	0			1.000	1.000	2.000	0	0	0	0
Batting Seventh	OMA	.500	1	2		1	0	0	0	1	0	0	1			.500	.500	1.000	0	0	0	0
Batting Eighth	OMA	1.000	1	1		1	1	0	0	2	0	0	0			1.000	2.000	3.000	1	0	0	0
Batting Ninth	OMA	.000	1	2		0	0	0	0	1	0	0	0			.000	.000	.000	0	0	0	0
Leading Off	OMA	.333	1	3		1	0	0	0	0	0	0	2			.333	.333	.666	0	0	0	0
First Inning	OMA	.250	1	4	0	1	1	0	0	0	0	0	1	0	0	.250	.500	.750	0	0	0	0
Second Inning	OMA	.400	1	5	1	2	0	0	0	1	0	0	2	0	0	.500	.400	.900	1	0	0	0
Third Inning	OMA	.571	1	7	4	4	1	0	0	4	1	0	1	0	0	.625	.714	1.339	0	0	0	0
Bases Empty	OMA	.429	1	7		3	1	0	0	0	0	0	2			.429	.571	1.000	0	0	0	0
Runner at 1st	OMA	1.000	1	1		1	0	0	0	0	1	0	0			1.000	1.000	2.000	0	0	0	0
Runner at 2nd	OMA	.000	1	1		0	0	0	0	0	0	0	0			.000	.000	.000	0	0	0	0
Runner at 3rd	OMA	.000	1	1		0	0	0	0	0	0	0	0			.000	.000	.000	0	0	0	0
Runners at 1st & 2nd	OMA	.500	1	2		1	0	0	0	1	0	0	1			.667	.500	1.167	1	0	0	0
Runners at 1st & 3rd	OMA	.667	1	3		2	1	0	0	3	0	0	1			.667	1.000	1.667	0	0	0	0
Bases Loaded	OMA	.000	1	1		0	0	0	0	1	0	0	0			.000	.000	.000	0	0	0	0
Runners On	OMA	.444	1	9		4	1	0	0	5	1	0	2			.545	.556	1.101	1	0	0	0
Scoring Position	OMA	.375	1	8		3	1	0	0	5	0	0	2			.444	.500	.944	1	0	0	0
No Outs	OMA	.400	1	5		2	0	0	0	0	0	0	3			.400	.400	.800	0	0	0	0
One Out	OMA	.000	1	3		0	0	0	0	1	0	0	0			.250	.000	.250	1	0	0	0
Two Outs	OMA	.625	1	8		5	2	0	0	4	1	0	1			.667	.875	1.542	0	0	0	0
Ahead in Count	OMA	.333	1	3		1	0	0	0	0	0	0	1			.333	.333	.666	0	0	0	0
Behind in Count	OMA	.333	1	3		1	0	0	0	1	1	0	1			.500	.333	.833	0	0	0	0
0-0 Count	OMA	.500	1	2		1	0	0	0	1	0	0	0			.500	.500	1.000	0	0	0	0
0-1 Count	OMA	1.000	1	1		1	0	0	0	0	0	0	0			1.000	1.000	2.000	0	0	0	0
0-2 Count	OMA	.000	1	0		0	0	0	0	0	0	0	0			.000	.000	.000	0	0	0	0
1-0 Count	OMA	.000	1	0		0	0	0	0	0	0	0	0			.000	.000	.000	0	0	0	0
1-1 Count	OMA	.667	1	3		2	2	0	0	2	0	0	0			.667	1.333	2.000	0	0	0	0
1-2 Count	OMA	.000	1	2		0	0	0	0	0	0	0	1			.000	.000	.000	0	0	0	0
2-0 Count	OMA	.000	1	0		0	0	0	0	0	0	0	0			.000	.000	.000	0	0	0	0
2-1 Count	OMA	1.000	1	1		1	0	0	0	1	0	0	0			1.000	1.000	2.000	0	0	0	0
2-2 Count	OMA	.400	1	5		2	0	0	0	1	0	0	2			.500	.400	.900	1	0	0	0
3-1 Count	OMA	.000	1	1		0	0	0	0	0	0	0	0			.000	.000	.000	0	0	0	0
3-2 Count	OMA	.000	1	1		0	0	0	0	0	1	0	1			.500	.000	.500	0	0	0	0
Pitcher	OMA	.438	1	16		7	2	0	0	5	1	0	4			.500	.563	1.063	1	0	0	0
1-1 Count	OMA	.237	25	38		9	1	0	3	4	0	0	0			.237	.500	.737	0	0	0	2



#36 DANIEL MENGDEN

RIGHT-HANDED PITCHER (MING-den)

BORN: February 19, 1993 in Houston, Texas (Age 30)

HOMETOWN: Houston, Texas

RESIDES: Houston, Texas

HEIGHT/WEIGHT: 6'1" / 210 LBS

SIGNED: March 29, 2023 as a Minor League Free Agent

DRAFTED: 2014 MLB Draft — 4th Round, Houston (106th Overall)

COLLEGE: Texas A&M University (College Station, Texas)

HIGH SCHOOL: Westside High School (Houston, Texas)

MLB SERVICE TIME: 3 Years, 112 Days

SEASON WITH STORM CHASERS: 2nd Season

SCOUTING REPORT (CUT, 4SFB, CH, CB, SL)

CUTTER: Averages 87.3 MPH, 2,238 RPM ... Last outing: 38% usage (29/76 pitches)
4-SEAM FASTBALL: Averages 92.5 MPH, 2,101 RPM ... Last outing: 28% usage (21/76 pitches)
CHANGEUP: Averages 84.0 MPH, 1,571 RPM ... Last outing: 18% usage (14/76 pitches)
CURVEBALL: Averages 72.3 MPH, 2,407 RPM ... Last outing: 16% usage (12/76 pitches)

LAST OUTING: SATURDAY, MAY 6 VS. LOUISVILLE

Made his 2023 season debut and threw 3.0 innings on 76 pitches, faced the order twice through ... threw a scoreless 1st inning, then allowed a run to score on a groundout in the 2nd inning ... got the first two outs of the 4th inning, then allowed five straight to reach base, including 3 consecutive RBI hits that plated 4 runs ... did not come out for the 4th inning.

2023 SEASON

Re-signed with Kansas City as a Minor League Free Agent on March 29 ... opened the season on the Development List for Omaha, activated May 6 for his first appearance of the season ... did not pitch last week @ Scranton/WB.

CAREER NOTES

- 2022**
- Signed with Kansas City as a minor league free agent on March 10, 2022 and appeared in five games (1 start) for the Royals, going 0-1 with 1 save and a 5.14 ERA (4 ER in 7.0 IP) ... began the season with Omaha and spent the majority of the year with the Storm Chasers, appearing in 25 games (20 starts) with a 7-7 record and 5.20 ERA.
 - Had his contract selected on 6/13, and made his season debut on 6/14 @ San Francisco, his first appearance in the Majors since Aug. 18, 2020 with the A's (663 days between) ... earned his second Major League save on June 21 in Anaheim, entered in the 11th and allowed the automatic runner to score, but secured his first save in 1,015 days since Sept. 10, 2019 at Houston while pitching for Oakland.
 - Made a spot start for the Royals 9/1 @ Chicago (AL), his first start since 7/28/2020 vs. Colorado, but took the loss after over 2.2 innings of work in an 7-1 Royals loss ... was designated for assignment the next day and outrighted off the 40-man roster on 9/4.
- 2021**
- Played his first season overseas for the Kia Tigers of the Korean Baseball Organization ... went 8-3 in 21 starts with a 3.60 ERA (48 ER in 120.0 IP) and 104 strikeouts (20.7% of batters faced).
- 2020**
- Appeared in four games (1 start) for Oakland, going 0-1 with a 3.65 ERA (5 ER in 12.1 IP) ... placed on the Injured List Sept. 2 due to a positive COVID-19 test, reinstated Sept. 20 ... DFA'd on 9/20 and outrighted off the 40-man roster on 9/22 ... became a free agent in October.
- 2019**
- Was 5-2 with a save and a 4.83 ERA in 13 games (9 starts) over three stints with Oakland ... held right-handed hitters to a .173 (18-for-104) average compared to .320 (41-for-128) against lefties ... 17 of his 24 extra-base hits and 21 of his 27 walks came against lefties.
- 2018**
- Went 7-6 with a 4.05 ERA and .234 opponents' average in 22 games (17 starts) with Oakland ... 1-0 with a 1.83 ERA in five relief appearances ... allowed 15 of 58 runs in the 1st inning for a 7.94 ERA and .343 opponents' average, a 3.38 ERA and .213 average after the 1st.
 - Threw 7.0 scoreless innings of 2-hit ball 5/20 @ Toronto followed by a 2-hit shutout in a 3-0 win 5/26 vs. Arizona, 2nd A's pitcher since at least 1908 with back-to-back scoreless outings of 7.0 innings or more and 2 hits or fewer, the other was Bobby Witt Sr from June 23-28, 1994.
- 2017**
- Combined to make 18 starts between the Majors and minors due to two stints on the Injured List ... went 3-2 with a 3.14 ERA and .229 opponents' average in seven starts over two stints with Oakland ... began the season on Oakland's 10-day Injured List after fracturing his medial tibial sesamoid bone while throwing a bullpen at home in January ... had surgery on his right foot in February.
 - Threw his first career complete game, a two-hit shutout in a 4-0 win @ Philadelphia on September 15 ... did not walk a batter to become the 14th pitcher in Oakland history to allow two hits or fewer in a shutout and not walk a batter.
- 2016**
- Made his Major League debut with Oakland in his third professional season after beginning the year with no experience above Single-A ... was selected from Nashville June 11 and made his Major League debut that day at Cincinnati after just 43 minor league appearances, including 34 starts, in three professional seasons ... at the age of 23 years, 113 days, he became the youngest A's pitcher to start a game since Trevor Cahill on June 19, 2011 (23 years, 110 days).
 - Went 2-0 with a 0.78 ERA in four starts with Double-A Midland, 8-2 with a 1.67 ERA in 13 starts with Triple-A Nashville and 2-9 with a 6.50 ERA and .284 opponents' batting average in 14 starts over two stints with the A's.
- 2015**
- Pitched for three different teams in two organizations and combined for a 10-4 record and a 3.72 ERA and .254 opponents' batting average in 26 games (22 starts) ... began the year at Quad Cities (A) and went 4-1 with a 1.16 ERA in eight games (6 starts) ... was promoted to Lancaster (A+) May 23 and went 2-1 with a 5.26 ERA in 10 games (8 starts), with the JetHawks.
 - Traded to Oakland July 23 with Jacob Nottingham for pitcher Scott Kazmir ... Lancaster was hosting Oakland's High-A affiliate Stockton that day and both he and Nottingham switched clubhouses and started against his former teammates two days later.
- 2014**
- Made his pro debut 8/12 against the GCL Tigers, and finished with a 3.27 ERA and .214 opponents' batting average in six games with the Astros affiliate in the Gulf Coast Rookie League and Tri-City of the Short Season New York-Penn League.
- MISCELLANEOUS**
- Played three seasons for the Texas A&M Aggies (2012-14), going 15-17 with a 3.20 ERA (93 ER in 261.1 IP) and 230 strikeouts in 54 games (36 starts) ... a fourth-generation Aggie, following in the footsteps of his father, Joe, his uncle, Walter, and cousin, Michael.
 - Listed "ESPN sportscaster" as his aspiration in college.
 - Graduated from Westside High School (Texas) in 2011, where he led the team to four-straight playoff appearances ... was named an All-Af American while at Westside, and he lettered twice on the swimming team.

CAREER PITCHING

SEASON	TEAM	W	L	ERA	G	GS	CG	SHO	SV	SVO	IP	H	R	ER	HR	HB	BB	IBB	SO	WHIP	AVG	AB	WP	BK	GIDP	TBF	NP-S
2014	GCL Astros (R)	0	0	4.26	4	0	0	0	0	0	6.1	4	3	3	0	1	0	0	11	0.63	.167	24	0	0	0	25	47-46
	Tri-City (A-)	0	0	1.93	2	1	0	0	0	0	4.2	5	1	1	0	0	1	0	6	1.29	.278	18	1	0	0	19	35-30
2015	Quad Cities (A)	4	1	1.16	8	6	0	0	0	0	38.2	30	7	5	1	2	8	0	36	0.98	.216	139	1	1	4	153	331-247
	Lancaster (A+)	2	1	5.26	10	8	0	0	1	1	49.2	59	30	29	4	2	18	0	48	1.55	.298	198	7	1	6	222	587-407
	Stockton (A+)	4	2	4.25	8	8	0	0	0	0	42.1	39	23	20	6	2	10	0	41	1.16	.234	167	4	0	0	179	409-306
2016	Midland (AA)	2	0	0.78	4	4	0	0	0	0	23.0	15	2	2	0	0	12	0	28	1.17	.188	80	2	0	0	93	373-229
	Nashville (AAA)	8	2	1.67	13	13	0	0	0	0	75.1	54	15	14	4	3	17	1	67	0.94	.200	270	1	0	6	294	1196-773
	OAKLAND	2	9	6.50	14	14	0	0	0	0	72.0	83	54	52	9	4	33	0	71	1.61	.284	292	5	0	3	332	1309-836
2017	AZL Athletics (R)	0	0	0.00	2	2	0	0	0	0	5.0	1	0	0	0	0	3	0	9	0.80	.063	16	1	0	0	19	47-34
	Nashville (AAA)	2	4	4.17	9	9	0	0	0	0	41.0	40	20	19	5	3	18	0	40	1.41	.255	157	1	1	2	180	729-465
	OAKLAND	3	2	3.14	7	7	1	1	0	0	43.0	36	16	15	6	0	9	0	29	1.05	.229	157	2	0	5	169	650-403
2018	Nashville (AAA)	4	1	2.98	9	8	0	0	0	0	45.1	39	17	15	2	3	7	0	34	1.01	.231	169	1	0	2	182	726-475
	OAKLAND	7	6	4.05	22	17	1	1	0	0	115.2	103	58	52	18	3	26	0	72	1.12	.234	441	6	0	6	476	1775-1164
2019	Las Vegas (AAA)	4	3	4.22	13	10	0	0	0	1	64.0	56	37	30	8	2	20	2	61	1.19	.228	246	3	0	5	270	1015-665
	OAKLAND	5	2	4.83	13	9	0	0	0	1	59.2	59	32	32	7	0	27	0	42	1.44	.254	232	1	0	3	260	1048-645
2020	OAKLAND	0	1	3.65	4	1	0	0	0	0	12.1	14	5	5	2	1	7	0	10	1.70	.286	49	0	0	1	58	231-150
2021	Kia Tigers (KBO)	8	3	3.60	21	21	0	0	0	0	120.0	109	53	48	12	8	35	0	104	1.20	-	-	3	2	-	502	-
2022	Omaha (AAA)	7	7	5.20	25	20	0	0	0	1	109.0	106	65	63	24	3	56	0	93	1.49	.257	413	5	1	10	473	1819-1127
	KANSAS CITY	0	1	5.14	5	1	0	0	1	1	7.0	10	5	4	1	0	1	0	8	1.57	.333	30	1	0	0	32	119-85
2023	Omaha (AAA)	0	0	15.00	1	1	0	0	0	0	3.0	7	5	5	0	0	1	0	4	2.67	.438	16	0	0	0	18	76-47
MAJOR LEAGUE TOTALS (6 Seasons)		17	21	4.65	65	49	2	2	2	2	309.2	305	170	160	43	8	103	0	232	1.32	.254	1201	15	0	18	1327	5132-3283
Minor League Totals (8 Seasons)		37	21	3.65	108	90	0	0	1	3	507.1	455	225	206	54	22	171	3	478	1.23	.238	1913	27	4	35	2127	7390-4851



PLAYER

57 DYLAN COLEMAN

RHP • R/R • 6'5" • 235 lbs • 9/16/1996 (26)
Traded from San Diego – 11/5/2020
Born: Potosi, Missouri • Resides: Mineral Point, Missouri

31 AUSTIN COX

LHP • L/L • 6'4" • 235 lbs • 3/28/1997 (26)
2018 MLB Draft – Round 5 (Mercer)
Born: Macon, Georgia • Resides: Kansas City, Missouri

55 JONAH DIPOTO

RHP • R/R • 6'1" • 225 lbs • 9/3/1996 (26)
2019 MLB Draft – Round 35 (UC San Diego)
Born: Queens, N.Y. • Resides: San Diego, Calif.

60 JONATHAN HEASLEY

RHP • R/R • 6'3" • 235 lbs • 1/27/1997 (26)
2018 MLB Draft – Round 13 (Oklahoma State)
Born: Plano, Texas • Resides: Dallas, Texas

58 BROOKS KRISKE

RHP • R/R • 6'3" • 210 lbs • 2/3/1994 (29)
Signed 12/14/2022 as a Minor League Free Agent
Born/Resides: Scottsdale, Arizona

48 JAMES MCARTHUR

RHP • R/R • 6'7" • 230 lbs • 12/11/1996 (26)
Traded from Philadelphia – 5/8/2023
Born/Resides: New Braunfels, Texas

36 DANIEL MENGDEN

RHP • R/R • 6'1" • 215 lbs • 2/19/1993 (30)
Signed 3/29/2023 as a Minor League Free Agent
Born/Resides: Houston, Texas

41 ANDRÉS NUÑEZ

RHP • R/R • 6'4" • 265 lbs • 9/20/1995 (27)
2018 MLB Draft – Round 29 (Florida International)
Born/Resides: Southwest Ranches, Florida

53 DREW PARRISH

LHP • L/L • 5'11" • 1195 lbs • 2/8/1997 (25)
2019 MLB Draft – Round 8 (Florida State)
Born: Cape Canaveral, Fla. • Resides: Tallahassee, Fla.

40 WALTER PENNINGTON

LHP • L/L • 6'2" • 205 lbs • 4/14/1998 (25)
Signed 8/19/2020 as an Undrafted Free Agent (Coca-Cola School of Mines)
Born: Englewood, Colo. • Resides: Broomfield, Colo.

47 EVAN SISK

LHP • L/L • 6'2" • 195 lbs • 4/23/1997 (26)
Traded from Minnesota – 1/24/2023
Born: Pineville, N.C. • Resides: Chester, S.C.

43 COLLIN SNIDER

RHP • R/R • 6'4" • 205 • 10/10/1995 (27)
2017 MLB Draft – Round 12 (Vanderbilt)
Born/Resides: Murfreesboro, Tennessee

56 ANTHONY VENEZIANO

LHP • L/L • 6'6" • 200 • 9/1/1997 (25)
2019 MLB Draft – Round 10 (Coastal Carolina)
Born/Resides: Hackettstown, New Jersey

44 RYAN WEISS

RHP • R/R • 6'4" • 220 • 12/10/1996 (26)
Claimed off Waivers from Arizona – 7/1/2022
Born: South Elgin, Ill. • Resides: Raleigh, N.C.

62 NICK WITTGREN

RHP • R/R • 6'2" • 210 • 5/29/1991 (31)
Signed 12/23/2022 as a Minor League Free Agent
Born: Torrance, California • Resides: Jupiter, Florida

QUICK NOTES

- 2023: Made his second consecutive Opening Day Roster with the Royals, but allowed 10 ER in 5.0 IP (18.00 ERA) in 5 games with 7 H, 7 BB & 5 K ... has allowed ER in 6.0 IP with Omaha ... optioned to Omaha on 4/14, appeared in his first game 5/2 vs. LOU ... 13 of 18 outs he's recorded with Omaha this season have been strikeouts (5 on 4.5 IP & 8 Sweeps)
- 2022: Spent nearly the entire season in Kansas City, pitching in 68 games for the Royals with a 5-2 record and 2.78 (21 ER in 68.0 IP) and 71 strikeouts ... 2nd-most appearances among rookie relievers, 8th in ERA, and 9th in strikeouts ... did not allow a HR over the final 26.0 innings of the season ... pitched 1 game for Omaha on May 24.
- 2021: Opened the season in NW Arkansas (AA) and assigned to Omaha on 7/8 ... earned his first MLB call-up on 9/20 and pitched in 5 games for Kansas City with 7 K in 6.1 IP.

4SFB (91-96), SL, SW

CONSECUTIVE BATTERS RETIRED: 0

SCORELESS STREAK: 3.0 IP (5/12 to 5/18)

- 2023: As a non-roster invitee, appeared in 4 Cactus League games for the Royals and went 0-1 with a 2.08 ERA (1 ER in 4.1 IP) and 8 K ... 2 of 4 starts were scoreless (4/9 IND and 4/27 @ NAS), contract selected by Kansas City on 5/3, threw 2.0 scoreless innings in MLB Debut vs. BAL 5/4, optioned 5/5.
- 2022: Spent the entire season with Omaha and made 29 appearances (24 starts) for the Storm Chasers, going 7-7 with his 1st career save ... maintained a 4.21 ERA (69 ER in 147.1 IP) with a career-high 105 strikeouts ... 147.1 IP ranked 1st among all Royals farmhands, while 24 starts ranked 4th, 7 W ranked tied 4th and 105 K was 6th.
- 2021: Joined NW Arkansas (AA) at the end of May, made his 2021 debut 5/26 and remained with the Nationals through the end of the postseason, made 15 Double-A starts.

4SFB (89-92), CH, CB, SL

CONSECUTIVE BATTERS RETIRED: 1 (5/18)

SCORELESS STREAK: 5.0 IP (5/18)

- 2023: For the 2nd straight year, made his spring debut with a scoreless Cactus League inning against his dad's Seattle Mariners, on 2/26 ... opened the regular season with NW Arkansas (AA) and pitched 10.1 scoreless innings with 1 ER and 13 K across 7 relief outings ... assigned to Omaha (AAA) on 5/3, made his Triple-A debut 5/4, struck out 2 and allowed 2 unearned runs.
- 2022: Pitched a scoreless Cactus League inning with a strikeout on 3/29 against his dad's Seattle Mariners ... spent the entire season with NW Arkansas (AA) and led the Nationals with 42 games pitched ... 11.87 K/9 ranked second among Royals minor leaguers (min. 60.0 IP), 102 opponents' batting average and 28.1 K% ranked 3rd.
- MISC: Full name is *Jonah Seaver Dipoto*, after Tom Seaver ... father Jerry Dipoto is currently the President of Baseball Operations for the Seattle Mariners, formerly their GM.

SNK (91-93), SL, CB

CONSECUTIVE BATTERS RETIRED: 2 (5/17)

SCORELESS STREAK: 0.2 IP (5/17)

- 2023: Appeared in 4 Cactus League games for the Royals (2 starts) and went 0-1 with a 17.36 ERA (18 ER in 9.1 IP) and 7 K ... 2 of first 4 starts were quality starts, 4/7 vs. TOL and 4/19 vs. GWN ... called up 5/5 and threw 2.2 IP on 5/5 vs. OAK with 4 H & 2 ER, optioned back Omaha on 5/7.
- 2022: Split the season between KC and Omaha, making 21 starts over four stints with the Royals, plus nine starts with the Chasers ... 21 MLB starts ranked 7th among Major League rookies ... opened the year in Triple-A, made six starts before his first call-up to KC on 5/12 ... across all nine outings with Omaha, struck out 45 in 39.1 innings (10.3 K/9).
- 2021: Named Kansas City's Double-A Pitcher of the Year with NW Arkansas (AA) and spent much of the season with the Nationals before making his MLB debut with Kansas City on 9/17 and finishing the year with the Royals ... in 22 appearances (21 starts) with NWA, went 7-3 with a 3.33 ERA (39 ER in 105.1 IP) and 120 strikeouts (10.3 K/9).

4SFB (92-94), CB, CH, SNK, SL

CONSECUTIVE BATTERS RETIRED: 0

SCORELESS STREAK: 5.0 IP (5/11)

- 2023: As a non-roster invitee, appeared in 10 Cactus League games for the Royals and went 0-1 with a 3.48 ERA (4 ER in 10.1 IP) and 11 K to just 3 BB ... 8 of 15 appearances with Omaha have been scoreless, including a perfect 1.2 innings on 5/11 @ SWB.
- 2022: Signed with the Yokohama DeNA BayStars of Nippon Professional Baseball (NPB) on December 8, 2021 and pitched in 32 games, going 1-3 with two saves, a 3.25 ERA (13 ER in 36.0 IP) and 56 strikeouts (10.3 K/9) between Japan's Central League (equivalent to Major League Baseball) and Eastern League (Japan's Minor Leagues).
- 2020-2021: Pitched 16 games in the Major Leagues between New York (AL) and Baltimore, with a 2-1 record and 14.40 ERA (24 ER in 15.0 IP) and 19 strikeouts ... pitched a scoreless ninth inning to finish the game his Major League debut on July 29 @ Baltimore.

4SFB (93-95), SPL, SL

CONSECUTIVE BATTERS RETIRED: 1 (5/17)

SCORELESS STREAK: 0.1 IP (5/17)

- 2023: Traded by the Phillies to the Royals on 5/8 in exchange for OF Junior Marin and cash ... made 5 appearances (4 starts) with Lehigh Valley (AAA) and went 0-2 with a 7.31 ERA (13 ER in 16.0 IP) with 15 strikeouts and 7 walks ... threw 2 scoreless innings in his Royals organization debut on 5/12 @ SWB, struck out three and retired the last four ... struck out 5 over 2.0 innings 5/16 vs. TOL.
- 2022: Limited to 13 starts in Reading (AA) and went 2-6 with a 5.05 ERA ... 5 starts on the IL on 6/22 with a right posterior elbow impingement, reinstated on 6/29, recalled by the Phillies and placed on the 60-day IL for the remainder of the season with a right elbow stress reaction.
- 2021: Selected to Philadelphia's 40-man roster in November, recorded a 4.25 ERA (37 ER in 78.1 IP) with 83 K in 20 games (15 starts) between Jersey Shore (A+) and Reading (AA).

SNK (92-94), CB, CH, CUT

CONSECUTIVE BATTERS RETIRED: 3 (5/16)

SCORELESS STREAK: 1.0 IP (5/16)

- 2023: Re-signed with Kansas City as a Minor League Free Agent on March 29 ... opened the season on the Development List for Omaha, activated May 6 for his first appearance of the season and allowed 5 ER on 7/8 in 3.0 IP.
- 2022: Signed with Kansas City as a minor league free agent on March 10, 2022 and appeared in 5 games (1 start) for the Royals, going 0-1 with 1 save and a 5.14 ERA (4 ER in 7.0 IP) ... began the season with Omaha and spent most of the year with the Chasers, appearing in 25 games (20 starts) with a 7-7 record and 5.20 ERA.
- 2021: Played overseas for the Kia Tigers of the Korean Baseball Organization ... went 8-3 in 21 starts with a 3.60 ERA (48 ER in 120.0 IP) and 104 K (20.7% of batters faced).

4SFB (91-94), CUT, CH, SL

CONSECUTIVE BATTERS RETIRED: 1 (5/6)

SCORELESS STREAK: 0.1 IP (5/6)

- 2023: As a non-roster invitee, appeared in 2 Cactus League games for the Royals and struck out 4 with a 16.20 ERA (3 ER in 1.2 IP) ... 10 of 14 appearances with Omaha have been scoreless, including 2 innings in 5/11 @ SWB, pitching the 10th and 11th.
- 2022: Spent the entire season with Omaha and was named Kansas City's Triple-A Pitcher of the Year with the Storm Chasers, going 3-4 with a team-high tying 8 saves, a 3.61 ERA (25 ER in 62.1 IP) with 69 strikeouts to just 17 walks (4.06 K/BB) in a team-best 54 relief appearances ... threw the longest scoreless streak in MLB, a stretch of 26.1 innings and 22 appearances from 5/19 to 7/26 in which he did not allow a run, holding opponents to a .183 average (17-for-93) with 34 strikeouts.
- 2021: Began the season with NW Arkansas (AA), split the season between the Nationals and Omaha, combined for the 3rd-most appearances among KC minor leaguers (47).

SNK (90-92), SL, CH, CUT

CONSECUTIVE BATTERS RETIRED: 2 (5/11)

SCORELESS STREAK: 2.0 IP (5/11)

- 2023: Appeared in 2 Cactus League games for the Royals and produced a 3.00 ERA (1 ER in 3.0 IP) and 1 K.
- 2022: Began the season with NW Arkansas (AA), made 10 starts before being assigned to Omaha on 6/3, where he finished the season, pitched in 17 games (15 starts) for Omaha and went 3-8 with a 5.62 ERA (46 ER in 73.2 IP) ... with the Nationals, was named the Texas League Pitcher of the Week back-to-back, on 5/9 and 5/16, did not allow an earned run in 28.2 innings between 5/1 and 5/26 ... was the Texas League's May Pitcher of the Month right before getting called up to Omaha.
- 2021: Split the season between Quad Cities (A+) and NW Arkansas (AA), with a break in between to pitch for Team USA at the 2021 U.S. Olympic Baseball Qualifiers ... named an MLB.com Organization All-Star ... among qualified MLB pitchers (96.0 IP), ranked 14th in WHIP, 14th in opponents' average (.198) and 16th in ERA (2.83).

SNK (87-91), CH, CB

CONSECUTIVE BATTERS RETIRED: 1 (5/14)

SCORELESS STREAK: 0.1 IP (5/14)

- 2023: Opened the season with NW Arkansas (AA) and pitched 9.2 scoreless innings with 11 strikeouts across 8 relief outings, allowed 4 H and 4 BB for a 0.83 WHIP and .129 BAA ... assigned to Omaha (AAA) on 5/3 and made his Triple-A debut 5/5 vs. LOU, struck out his first 2 batters in a 1-2-3 7th inning.
- 2022: Opened the season with Quad Cities (A+) and pitched 5.2 scoreless innings with nine strikeouts, across three relief outings ... assigned to NW Arkansas (AA) on 4/21, where he ended the season ... earned decisions in 5 of 6 first outings with Nationals (3 W, 1 L, 1 SV) ... 13 of 33 NWA outings were scoreless, allowed 1 ER or less in 20 of 33 ... made his pro start 6/22 vs. SPR ... was on the Injured List from 8/18 to 9/1, threw scoreless 8th inning in first outing back 9/3.
- MISC: Graduated from the Colorado School of Mines with a mechanical engineering degree, threw 224.2 innings, but also hit .288 with a 1.142 OPS as an outfielder.

SNK (91-93), SL, CH

CONSECUTIVE BATTERS RETIRED: 7 (5/17)

SCORELESS STREAK: 4.0 IP (5/13 to 5/17)

- 2023: Appeared in 6 Cactus League games for the Royals in his first MLB Spring Training and went 1-0 with a 4.50 ERA (3 ER in 6.0 IP) and 3 K ... has not allowed an earned run in 12 of his team-best 17 appearances ... threw 2.0 perfect innings 5/6 vs. LOU.
- 2022: Split his first full season in the Twins organization between Wichita (AA) and St. Paul (AAA), earned Minnesota MLB.com Organization All-Star honors as a relief pitcher ... posted a 1.57 ERA (11 ER in 63.0 IP) with 76 strikeouts against 29 walks (10.86 K/9 and 2.62 K/BB) across 50 games between the two levels, the best ERA in 2022 among all MLB relievers that made 50+ appearances and threw a minimum of 60.0 IP.
- 2021: Began the season in the Cardinals organization, acquired by Minnesota via trade on July 30 ... split the year between Peoria (A+), Springfield (AA) and Wichita (AA), combining to pitch in 39 games with a 3-1 record and 3.91 ERA (23 ER in 53.0 IP), striking out 69 with 35 walks ... originally drafted by St. Louis in the 16th round in 2018.

SNK (89-92), CH, SL

CONSECUTIVE BATTERS RETIRED: 7 (5/14 to 5/18)

SCORELESS STREAK: 7.0 IP (5/4 to 5/18)

- 2023: Appeared in 7 Cactus League games for the Royals and went 1-0 with a 3.52 ERA (3 ER in 7.2 IP) and 10 K to just 1 BB ... 6 of 12 appearances have been scoreless, has allowed runs in 7 of his last 11 outings, including 4 straight between 4/27 and 5/6.
- 2022: Made the Opening Day Roster and his MLB debut with Kansas City, A+, in his first season in the big leagues, started and ended the season with Kansas City ... pitched in 42 games across five stints with the Royals, going 4-2 with a 6.55 ERA (25 ER in 34.1 IP) ... began his career with 5.1 scoreless innings over 6 games, and pitched in 27 of KC's first 36 games during his first stint from Opening Day through 6/9 ... also appeared in 20 games with Omaha (AAA) with a 5.40 ERA (13 ER in 21.2 IP) and 12 scoreless outings.
- 2021: Split the season between NW Arkansas (AA) and Omaha, making a career-high 48 appearances with a career-high 64 strikeouts and 26 walks ... joined the Storm Chasers a week into the season, returned to NWA on June 6, transferred back to Ingle-+ on August 24 ... posted a 3.15 ERA in 25 Double-A outings before returning to Omaha.

SNK (94-95), SL

CONSECUTIVE BATTERS RETIRED: 3 (5/18)

SCORELESS STREAK: 1.1 IP (5/16 to 5/18)

- 2023: Was the Opening Day starter for NW Arkansas (AA) and made 8 starts for the Nationals, going 5-1 with a 2.13 ERA (10 ER in 42.1 IP) with 5 BB and 48 K (9.6 K/BB, 10.2 K/9) ... 4 of his first 7 starts were scoreless, promoted to Omaha on 5/19.
- 2022: Spent the entire season with NW Arkansas (AA) and went 6-9 over 26 outings (25 starts) with a 5.72 ERA (78 ER in 122.2 IP) and 129 strikeouts, with a team best eight quality starts ... led the Nationals staff in games started (25) and innings pitched (122.2 IP) ... ranked 3rd among Royals farmhands in strikeouts, behind only Alec Marsh (136) and Adrian Alcantara (130), tied 3rd in the organization in games started and 4th in innings pitched.
- 2021: Named Quad Cities (A+) Pitcher of the Year ... across 27 starts, went 6-4 with a 3.75 ERA (39 ER in 93.2 IP), while striking out an organization-best 127 and walking just 37 ... named the High-A Central Pitcher of the Year and All-Star left-handed starting pitcher.

CONSECUTIVE BATTERS RETIRED:

SCORELESS STREAK:

- 2023: As a non-roster invitee, appeared in 8 Cactus League games for the Royals and went 2-0 with a 1.93 ERA (2 ER in 9.1 IP) and 15 K to 5 BB ... 5 of 12 outings have been scoreless, allowed at least 1 run in 5 straight appearances between 4/5 and 4/20 ... threw 2.0 scoreless innings 5/5 vs. LOU.
- 2022: Began the season on Arizona's 40-man roster and opened the year with Amarillo (A) and made 10 appearances before being promoted to Reno (A+), DFA'd on June 26, and claimed by Kansas City on July 1, but optioned off the 40-man roster at completion of the deal ... in 47 appearances (1 start) across the three affiliates, went 3-2 with a 6.93 ERA (48 ER in 62.1 IP) ... made his Omaha debut 7/3 @ ST. PAUL and made 30 relief appearances with the Chasers, with 34 strikeouts in 35.2 innings (8.6 K/9).
- 2021: Split the season between Amarillo (A) and Reno (AAA) ... appearing in 34 games (8 starts), combined to go 6-3 with one save, and a 4.60 ERA (40 ER in 78.1 IP), along with 88 strikeouts ... back-to-back Double-A Central Pitcher of the Week to open the season, with a career-best 17.2-inning scoreless streak from May 6 to 23.

SNK, CB, 4SFB (90-93), SL

CONSECUTIVE BATTERS RETIRED: 2 (5/16)

SCORELESS STREAK: 3.1 IP (5/4 to 5/16)

- 2023: 14 of 16 appearances with Omaha have been scoreless with 7 perfect appearances ... has retired 56 of 72 batters faced (78%) ... allowed 1 earned run over his first 12 appearances, including a streak of 9 straight scoreless outings (11.2 IP) from April 9 to May 7.
- 2022: Pitched in 29 games for the St. Louis Cardinals and allowed just 1 run over his first 9 appearances (6.1 IP), but recorded a 7.50 ERA (10 ER in 12.0 IP) in May and a 6.75 ERA (8 ER in 10.2 IP) in June, before being DFA'd on July 2 and released on July 9 ... did not play professional baseball for the rest of the season.
- 2016-22: Over parts of seven seasons in the Major Leagues with Miami, Cleveland and St. Louis, pitched in 287 games (1 start) with a 3.96 ERA (123 ER in 300.1 IP) and 282 strikeouts ... has allowed only 27 of 130 inherited runners to score in his MLB career, and that rate of 20.8% ranks 5th in the Majors since 2016 (min. 275 appearances).

4SFB (90-92), SL, CH, CUT

CONSECUTIVE BATTERS RETIRED: 7 (5/12 to 5/18)

SCORELESS STREAK: 3.2 IP (5/11 to 5/18)

CAREER HIGHS

IP	3.0	8/31/19 vs. Lansing
K	4	(4x) Last: 9/12/21 @ St. Paul
BB	4	4/10/23 @ TEXAS
H	5	7/4/21 @ Springfield
ER	6	4/10/23 @ TEXAS
NP	38	8/22/18 @ Great Lakes
IP	8.0	6/14/19 @ Columbia
K	10	7/23/19 vs. Potomac
BB	5	(2x) Last: 5/7/22 vs. Columbus
H	10	6/29/22 @ St. Paul
ER	5	(6x) Last: 8/2/22 vs. St. Paul
NP	119	6/14/19 @ Columbia
IP	3.0	(4x) Last: 5/16/21 vs. Cedar Rapids
K	6	5/16/21 vs. Cedar Rapids
BB	4	(2x) Last: 4/8/22 @ Springfield
H	5	8/24/22 vs. Springfield
ER	4	8/24/22 vs. Springfield
NP	50	8/24/22 vs. Springfield
IP	7.0	(4x) Last: 4/19/23 vs. Gwinnett
K	12	6/25/19 vs. Columbia
BB	6	(2x) Last: 5/25/22 @ ARIZONA
H	9	(3x) Last: 4/13/23 @ Iowa
ER	11	4/13/23 @ Iowa
NP	108	9/3/22 @ DETROIT
IP	3.1	8/1/18 vs. Aberdeen
K	6	8/8/18 vs. Lowell
BB	5	9/12/21 vs. Rochester
H	5	7/2/18 vs. Brooklyn
ER	5	(2x) Last: 9/6/21 vs. TORONTO
NP	53	8/8/18 vs. Lowell
IP	7.0	8/28/19 vs. Lakeland
K	10	8/13/21 vs. Akron
BB	6	6/9/21 vs. Hartford
H	8	(2x) Last: 4/27/22 @ New Hampshire
ER	6	(2x) Last: 4/27/22 @ New Hampshire
NP	98	6/15/22 vs. Portland
IP	9.0	(2x) Last: 5/26/18 vs. ARIZONA
K	9	(4x) Last: 5/12/22 vs. St. Paul
BB	5	(4x) Last: 6/9/22 vs. Lehigh Valley
H	12	6/13/15 @ Lake Elsinore
ER	8	(3x) Last: 9/20/22 vs. Iowa
NP	118	9/15/17 @ PHILADELPHIA
IP	5.0	6/23/19 vs. Greenville
K	6	7/16/19 @ Rome
BB	3	(2x) Last: 6/13/21 @ Frisco
H	5	(5x) Last: 4/8/23 vs. Toledo
ER	8	9/1/21 @ St. Paul
NP	60	6/23/19 vs. Greenville
IP	7.0	(4x) Last: 5/13/22 vs. Wichita
K	9	(3x) Last: 5/13/22 vs. Wichita
BB	6	6/22/22 vs. Columbus
H	10	5/4/23 vs. Louisville
ER	9	5/4/23 vs. Louisville
NP	100	(2x) Last: 7/8/22 vs. Toledo
IP	3.2	7/16/21 @ Myrtle Beach
K	5	(2x) Last: 4/15/22 vs. Cedar Rapids
BB	4	(3x) 8/17/22 vs. San Antonio
H	5	(4x) Last: 8/13/22 @ Arkansas
ER	6	8/17/22 vs. San Antonio
NP	58	6/22/22 vs. Springfield
IP	3.0	(5x) Last: 6/18/21 @ Wichita
K	5	(4x) Last: 8/20/21 @ Springfield
BB	3	(3x) Last: 7/22/22 @ Indianapolis
H	5	(3x) Last: 8/12/21 @ Tulsa
ER	4	8/12/21 @ Tulsa
NP	55	8/20/21 @ Springfield
IP	6.0	4/8/18 vs. Charleston
K	5	(2x) Last: 6/30/21 @ Springfield
BB	3	(2x) Last: 8/7/22 vs. St. Paul
H	11	9/2/18 @ Greenville
ER	7	5/14/21 @ Columbus
NP	90	4/13/18 @ Augusta
IP	7.0	6/9/22 @ Tulsa
K	10	(3x) Last: 7/23/22 vs. Springfield
BB	5	(3x) Last: 8/25/22 vs. Springfield
H	12	7/29/19 vs. Missoula
ER	8	(2x) Last: 7/2/22 @ Amarillo
NP	99	(2x) Last: 8/31/22 @ Tulsa
IP	6.0	(10x) Last: 5/18/21 vs. Midland
K	8	(2x) Last: 5/19/21 vs. Midland
BB	4	(2x) Last: 7/8/21 vs. Las Vegas
H	11	9/1/19 @ Modesto
ER	7	(2x) Last: 5/29/21 @ Corpus Christi
NP	92	6/10/21 vs. Corpus Christi
IP	3.0	(4x) 4/13/17 vs. NEW YORK (NL)
K	5	4/20/13 vs. Charlotte

OMAHA RELIEVERS			ENTRANCE SITUATION			INNING ENTERING THE GAME											INHERITED RUNNERS			1-2-3 INNINGS		
PITCHER	LAST OMA RELIEF APPEARANCE (IP)		LEAD	TRAIL	TIED	1	2	3	4	5	6	7	8	9	10+	BR INHER.	BR SCORE	% SCORE	TOTAL	POSSIBLE	% 1-2-3	
57 Coleman, Dylan	THU 5/18 vs. Toledo (1.0 IP)		3	3	-	-	-	-	-	2	1	3	-	-	-	-	-	-	3	6	50.0%	
31 Cox, Austin	TUE 5/9 @ Scranton/WB (3.0 IP)		-	1	1	-	-	2	-	-	-	-	-	-	-	5	3	60.0%	0	4	0.0%	
55 Dipoto, Jonah	WED 5/17 vs. Toledo (2.0 IP)		2	1	1	-	-	-	1	-	1	1	-	-	-	1	0	0.0%	1	5	20.0%	
58 Kriske, Brooks	WED 5/17 vs. Toledo (2.0 IP)		7	8	-	-	-	-	2	2	5	3	3	-	-	8	3	37.5%	4	14	28.6%	
46 Martinez, Marcelo	SAT 4/29 @ Nashville (3.2 IP)		2	3	-	-	-	2	1	-	2	-	-	-	-	3	3	100.0%	5	10	50.0%	
48 McArthur, James	TUE 5/16 vs. Toledo (2.0 IP)		1	1	-	-	-	-	1	1	-	-	-	-	-	-	-	-	1	4	25.0%	
41 Núñez, Andrés	SUN 5/14 @ Scranton/WB (1.0 IP)		3	8	3	-	-	-	2	2	5	3	1	-	1	7	1	14.3%	4	14	28.6%	
53 Parrish, Drew	SAT 4/1 @ Indianapolis (3.0 IP)		1	-	-	-	-	-	1	-	-	-	-	-	-	-	-	-	2	3	66.7%	
40 Pennington, Walter	WED 5/17 vs. Toledo (2.1 IP, W)		3	1	-	-	-	-	1	-	2	1	-	-	-	-	-	-	3	6	50.0%	
47 Sisk, Evan	THU 5/18 vs. Toledo (1.0 IP)		5	9	3	-	-	-	-	6	5	3	2	1	-	5	3	60.0%	4	12	33.3%	
43 Snider, Collin	THU 5/18 vs. Toledo (1.0 IP)		6	7	1	-	-	-	-	2	3	9	-	-	-	5	3	60.0%	2	10	20.0%	
44 Weiss, Ryan	TUE 5/16 vs. Toledo (1.0 IP)		4	8	-	-	-	-	-	-	4	4	4	-	-	-	-	-	1	11	9.1%	
62 Wittgren, Nick	THU 5/18 vs. Toledo (1.0 IP)		13	3	-	-	-	-	1	1	1	5	8	-	-	9	3	33.3%	8	17	47.1%	
Quas, Jose	SAT 5/6 vs. Louisville (1.0 IP)		1	-	-	-	-	-	-	-	-	-	-	1	-	-	-	-	0	1	0.0%	
Dye, Josh	FRI 4/28 @ Nashville (0.2 IP, L)		-	2	1	-	-	1	-	-	1	-	1	-	-	1	1	100.0%	1	3	33.3%	
Kowar, Jackson	SAT 5/13 @ Scranton/WB (1.0 IP)		6	6	-	-	-	-	3	4	1	4	-	-	-	9	4	44.4%	0	14	0.0%	
Staubert, Josh	WED 4/12 @ Iowa (1.0 IP)		2	2	-	-	-	-	-	-	-	-	4	-	-	-	-	-	1	4	25.0%	
Taylor, Josh	WED 4/12 @ Iowa (1.0 IP)		3	2	-	-	-	-	-	1	2	1	1	-	-	2	2	100.0%	1	5	20.0%	
			62	65	10	0	0	5	6	9	27	30	34	24	2	55	26	47.3%	41	143	28.7%	

BULLPEN BUDGET: RELIEVER PITCH COUNTS (LAST THREE WEEKS)

DAY OF WEEK	TUE	WED	THU	FRI	SAT	SUN	MON	TUE	WED	THU	FRI	SAT	SUN	MON	TUE	WED	THU	FRI	SAT	SUN
DATE	5/2	5/3	5/4	5/5	5/6	5/7	5/8	5/9	5/10	5/11	5/12	5/13	5/14	5/15	5/16	5/17	5/18	5/19	5/20	5/21
57 Coleman, Dylan		35				23			18		18		22		13		30			
55 Dipoto, Jonah	17 (HWA)		27			29										44				
58 Kriske, Brooks			10			33				21		15				24				
48 McArthur, James											40				39					
41 Núñez, Andrés		16			36					21			13							
40 Pennington, Walter (L)				22				41				32				23				
47 Sisk, Evan (L)	23		18		21					28			32				14			
43 Snider, Collin	36				17				15				27		24		5			
44 Weiss, Ryan	25		21					24							17					
62 Wittgren, Nick		12				22				25	23		7				17			

OMAHA STARTING PITCHER SPLITS						1st PITCH STRIKES			1-2-3 INNINGS			OMAHA STARTERS VS. RELIEVERS		
PITCHER	GS	W-L	TEAM W-L	R SUPPORT	SUPPORT/START	FPS	TBF	% FPS	TOTAL	POSSIBLE	% 1-2-3	STARTERS	RELIEVERS	
Mayers, Mike	8	2-1	3-5	15	1.88	99	160	61.9%	9	34	26.5%	6-14	W-L	11-9
60 Heasley, Jonathan	8	1-4	4-4	24	3.00	109	181	60.2%	12	39	30.8%	6.55	ERA	5.01
53 Parrish, Drew	7	0-2	3-4	26	3.71	72	122	59.0%	8	28	28.6%	177.1	INNINGS	178.0
31 Cox, Austin	6	2-0	4-3	18	3.00	62	107	57.9%	11	28	39.3%	208 (38)	HITS (HR)	187 (23)
Castillo, Max	5	0-5	0-5	5	1.00	75	114	65.8%	6	22	27.3%	135 (129)	R (ER)	115 (99)
52 Lynch, Daniel	3	1-0	2-1	10	3.33	29	54	53.7%	3	11	27.3%	78	BB	99
46 Martinez, Marcelo	1	0-1	0-1	1	1.00	13	22	59.1%	2	5	40.0%	151	K	199
Kowar, Jackson	1	0-1	0-1	1	1.00	9	14	64.3%	0	2	0.0%	1.61	WHIP	1.61
36 Mengden, Daniel	1	0-0	1-1	1	1.00	9	18	50.0%	0	3	0.0%	.295	AVG	.272
	40			101	2.53	477	792	60.2%	51	172	29.7%			

OMAHA STARTING PITCHER/CATCHER MATCHUPS

PITCHER	LOGAN PORTER							JAKSON REETZ							FREDDY FERMIN														TOTALS											
	GS	W-L	ERA	IP	ER	BB	SO	GS	W-L	ERA	IP	ER	BB	SO	GS	W-L	ERA	IP	ER	BB	SO	GS	W-L	ERA	IP	ER	BB	SO	GS	W-L	ERA	IP	ER	BB	SO					
Mayers, Mike	-							5	2-0	4.91	22.0	12	11	20	3	0-1	10.50	12.0	14	6	9	-	-	-	-	-	-	-	8	2-1	6.88	34.0	26	17	29					
60 Heasley, Jonathan	4	0-3	6.85	22.1	17	5	18	-							4	1-1	10.70	17.2	21	9	16	-	-	-	-	-	-	8	1-4	8.55	40.0	38	14	34						
53 Parrish, Drew	4	0-2	7.50	18.0	15	9	12	1	0-0	5.40	3.1	2	3	6	2	0-0	3.86	7.0	3	3	11	-	-	-	-	-	-	7	0-2	6.35	28.1	20	15	29						
31 Cox, Austin	4	1-0	2.65	17.0	5	7	18	2	1-0	0.82	11.0	1	6	9	-	-	-	-	-	-	-	-	-	-	-	-	-	6	2-0	1.93	28.0	6	13	27						
Castillo, Max	2	0-2	4.66	9.2	6	2	2	1	0-1	8.44	5.1	5	3	3	2	0-2	7.71	9.1	8	5	4	-	-	-	-	-	-	5	0-5	6.66	24.1	18	10	9						
52 Lynch, Daniel	-							3	1-0	5.25	12.0	7	3	13	-	-	-	-	-	-	-	-	-	-	-	-	-	3	1-0	5.25	12.0	7	3	13						
46 Martinez, Marcelo	1	0-1	9.00	5.0	5	1	3	-							-	-	-	-	-	-	-	-	-	-	-	-	-	1	0-1	9.00	5.0	5	1	3						
Kowar, Jackson	-							-							1	0-1	13.50	2.2	4	4	3	-	-	-	-	-	-	1	0-1	13.50	2.2	4	4	3						
36 Mengden, Daniel	1	0-0	15.00	3.0	5	1	4	-							-	-	-	-	-	-	-	-	-	-	-	-	-	1	0-0	15.00	3.0	5	1	4						
Relievers	-	4-3	5.78	67.0	51	35	77	-	2-5	4.13	56.2	26	33	65	-	5-1	4.97	54.1	30	31	57	-	-	-	-	-	-	-	11-9	5.01	178.0	99	99	199						
TOTALS	16	5-11	6.02	142.0	95	60	134	12	6-6	4.32	110.1	53	59	116	12	6-6	6.99	103.0	80	58	100	-	-	-	-	-	-	40	17-23	5.77	355.1	228	177	350						
	CS/ATT		8/27		PCT		29.63%		CS/ATT		0/13		PCT		0.0%		CS/ATT		3/10		PCT		30.00%		CS/ATT		/		PCT		0.0%		CS/ATT		11/50		PCT		22.00%	

SO NICE, THEY DID IT TWICE (OR MORE)	MULTI-HIT GAMES					MULTI-RUN GAMES					MULTI-RBI GAMES					MULTI-BB GAMES					MULTI-K GAMES					MULTI-SB GAMES				
	2	3	4	5+	T	2	3	4	5+	T	2	3	4	5+	T	2	3	4	5+	T	2	3	4	5+	T	2	3	4	5+	T
19 Alexander, CJ	5	2	-	-	7	3	1	-	-	4	2	-	-	-	2	-	-	-	-	-	11	1	-	-	12	-	-	-	-	-
16 Blanco, Dairon	5	3	-	-	8	5	-	-	-	5	1	-	-	-	1	4	-	-	-	4	2	2	-	-	4	4	1	-	-	5
3 Bradley, Tucker	3	2	-	-	5	2	1	-	-	3	2	1	-	-	3	3	-	-	-	3	1	-	-	-	1	2	-	-	-	2
12 Camargo, Johan	1	-	-	-	1	-	-	-	-	-	-	-	-	-	-	-	-	-	-	-	-	-	-	-	-	-	-	-	-	-
17 Castellano, Angelo	4	-	-	-	4	4	-	-	-	4	3	1	-	-	4	1	-	-	-	1	3	1	-	-	4	-	-	-	-	-
6 Dungan, Clay	1	-	-	-	1	-	1	-	-	1	1	-	-	-	1	1	-	-	-	1	2	-	-	-	2	-	-	-	-	-
Eaton, Nate	3	-	-	-	3	-	1	-	-	1	1	-	-	-	1	-	-	-	-	-	2	-	-	-	2	1	-	-	-	1
Fermin, Freddy	1	1	1	-	3	3	1	-	-	4	2	1	-	1	4	2	1	-	-	3	2	-	-	-	2	-	-	-	-	-
Garcia, Maikel	4	1	-	-	5	2	-	-	-	2	2	2	-	-	4	3	1	-	-	4	2	1	-	-	3	-	-	-	-	-
28 Gentry, Tyler	10	-	-	-	10	2	1	-	-	3	2	2	-	-	4	2	1	-	-	3	5	3	-	-	8	-	-	-	-	-
18 Hicklen, Brewer	3	-	-	-	3	2	-	-	-	2	1	1	-	-	2	1	-	-	-	1	5	-	-	-	5	-	-	-	-	-
13 Loftin, Nick	8	2	-	-	10	2	-	-	-	2	2	4	1	-	7	-	-	-	-	-	4	-	-	-	4	-	-	-	-	-
7 Lopez, Nicky	1	-	-	-	1	-	-	-	-	-	-	-	-	-	-	-	-	-	-	-	-	-	-	-	-	-	-	-	-	-
14 Porter, Logan	7	2	-	-	9	4	-	-	-	4	3	1	-	-	4	2	1	-	-	3	10	3	-	-	13	-	-	-	-	-
Pratto, Nick	-	1	-	-	1	1	-	-	-	1	2	-	-	-	2	3	-	-	-	3	2	1	-	-	3	-	-	-	-	-
25 Reetz, Jakson	2	1	-	-	3	-	-	-	-	-	1	-	-	1	2	1	-	-	-	1	3	2	-	-	5	-	-	-	-	-
Reyes, Franmil	1	-	-	-	1	1	-	-	-	1	1	-	-	-	1	-	-	-	-	-	1	1	-	-	2	-	-	-	-	-
0 Taylor, Samad	14	3	-	-	17	6	2	-	-	8	6	2	-	-	8	4	-	-	-	4	10	-	-	-	10	1	1	1	-	3
8 Waters, Drew	-	-	1	-	1	1	-	-	-	1	1	-	-	-	1	-	-	-	-	-	1	1	-	-	2	-	-	-	-	-
	73	18	2	0	93	38	8	0	0	46	33	15	1	2	51	27	4	0	0	31	66	16	0	0	82	8	2	1	0	11

			HITTING STREAKS										ON-BASE STREAKS												
PLAYER	CURRENT	LONGEST	DATES/RESULTS										CURRENT	LONGEST	DATES/RESULTS										
			START	END	AVG	2B	3B	HR	RBI	OPS	START	END			AVG	2B	HR	BB	HBP	OBP					
19 Alexander, CJ	-	5	4/29	5/6	.278 (5-18)	1	0	0	3	.611		6	6	5/11	5/18	.261 (6-23)	1	3	3	0		.333			
16 Blanco, Dairon	-	5 (2x)	5/5	5/11	.471 (8-17)	1	1	1	2	1.374		3	7	4/30	5/11	.409 (9-22)	1	1	5	2		.552			
3 Bradley, Tucker	-	3	4/6	4/8	.500 (4-8)	0	1	0	0	1.417		-	5	4/6	4/12	.364 (8-22)	3	3	1	0		.391			
17 Castellano, Angelo	2	3 (2x)	4/14	4/19	.375 (3-8)	1	0	0	1	.833		2	9	4/1	4/19	.320 (8-25)	2	2	6	0		.438			
6 Dungan, Clay	3	3	5/12	5/17	.444 (4-9)	1	0	0	2	1.171		6	6	5/5	5/17	.313 (5-16)	1	1	6	1		.522			
28 Gentry, Tyler	3	5	4/5	4/9	.350 (7-20)	1	0	1	6	.967		3	9 (2x)	4/12	4/23	.167 (5-30)	1	1	9	2		.390			
18 Hicklen, Brewer	3	3	5/13	5/18	.455 (5-11)	1	0	2	5	1.591		3	6	4/30	5/7	.190 (4-21)	2	0	5	0		.346			
13 Loftin, Nick	3	6	4/5	4/14	.417 (10-24)	2	0	3	8	1.298		7	7	5/10	5/18	.231 (6-26)	2	0	6	0		.364			
9 Lopez, Nicky	-	-	-	-	-	-	-	-	-	-		2	2	5/16	5/18	.250 (2-8)	1	0	1	0		.333			
14 Porter, Logan	2	7	4/1	4/12	.370 (10-27)	2	0	4	7	1.268		5	11	4/1	4/20	.333 (13-39)	4	5	6	0		.413			
25 Reetz, Jakson	3	6	4/23	5/7	.350 (7-20)	4	0	2	4	1.285		3	6	4/23	5/7	.350 (7-20)	4	2	2	1		.435			
0 Taylor, Samad	6	6 (2x)	5/12	5/18	.407 (11-27)	3	0	2	7	1.208		6	14	4/7	4/26	.328 (19-58)	4	1	6	1		.400			
8 Waters, Drew	2	2	5/17	5/18	.500 (5-10)	1	0	0	2	1.145		4	4	5/13	5/18	.316 (6-19)	2	0	2	0		.381			

BOLD indicates longest streak in 2023 among active players

Italics indicates longest personal streak is active

PITCHES/PLATE APPEARANCE & PLATE APPEARANCE DEPTH									PINCH-HITTING LOG (7)					
PLAYER	AVG. P/PA	TOTAL PA	TOTAL P	LONGEST PA (#)	DATE	INN.	PITCHER	RESULT	#	DATE	INNING	PINCH HITTER	HITTING FOR	RESULT
19 Alexander, CJ	4.06	121	491	8 (4x)	5/18 vs. TOL	▼ 1	Brenan Hanifree	Flyout (F9)	1.	4/5 vs. Toledo	▼ 9	CJ Alexander	Angelo Castellano	Fielder's Choice (4-6)
16 Blanco, Dairon	3.68	124	456	10 (2x)	5/13 @ SWB	▲ 2	Tanner Tully	Walk	2.	4/14 @ Iowa	▲ 8	Tucker Bradley	Angelo Castellano	2-RBI Double
3 Bradley, Tucker	3.84	86	330	10	4/29 @ NAS	▲ 3	Robert Stock	Groundout (4-3)	3.	4/18 vs. Gwinnett	▼ 9	Tucker Bradley	Angelo Castellano	Strikeout Looking
12 Camargo, Johan	5.00	5	25	7	5/16 vs. TOL	▼ 3	Layne Henderson	Single	4.	4/29 @ Nashville	▲ 8	Logan Porter	CJ Alexander	Strikeout Swinging
17 Castellano, Angelo	4.05	103	417	10	4/18 vs. GWN	▼ 3	Michael Soroka	Strikeout Swinging	5.	5/7 vs. Louisville	▼ 9	CJ Alexander	Angelo Castellano	Groundout (4-3)
6 Dungan, Clay	4.48	23	103	9 (2x)	5/17 vs. TOL	▼ 3	Seth Elledge	Walk	6.	5/10 @ Scranton/WB	▲ 8	CJ Alexander	Angelo Castellano	Strikeout Swinging
28 Gentry, Tyler	4.23	179	758	9	5/5 vs. LOU	▼ 7	Hunter Strickland	Flyout (F8)	7.	5/12 @ Scranton/WB	▲ 8	Brewer Hicklen	Tucker Bradley	Flyout (F9)
18 Hicklen, Brewer	3.76	59	222	7 (2x)	5/5 vs. LOU	▼ 4	Brandon Williamson	Groundout (5-3)	8.					
13 Loftin, Nick	3.25	154	501	8 (2x)	4/14 @ IOW	▲ 8	Manuel Rodriguez	Groundout (3-1)	9.					
9 Lopez, Nicky	3.78	9	34	6 (2x)	5/18 vs. TOL	▼ 7	Matt Wisler	Lineout (L8)	10.					
14 Porter, Logan	4.29	123	528	8 (7x)	5/18 vs. TOL	▼ 8	Miguel Diaz	Single	11.					
25 Reetz, Jakson	3.98	62	247	13	4/21 vs. GWN	▼ 2	Allan Winans	Strikeout Swinging	12.					
0 Taylor, Samad	3.82	191	730	9	4/25 @ NAS	▲ 1	Robert Gasser	Strikeout Looking	13.					
8 Waters, Drew	3.79	34	129	8 (3x)	5/18 vs. TOL	▼ 5	Brenan Hanifree	Walk						
	3.90	1,273	4,971											

Omaha Pinch Hitters: 1-for-7, 2B, 2 RBI, 3 K

Most-Used Pinch Hitter: CJ Alexander (2x)

Most Frequently Pinch-Hit For: Angelo Castellano (5x)

Omaha Pinch Hitters: 1-for-7, 2B, 2 RBI, 3 K

Most-Used Pinch Hitter:
CJ Alexander (3x)Most Frequently Pinch-Hit For:
Angelo Castellano (5x)

PITCH TIMER VIOLATIONS CALLED ON OMAHA HITTERS (1)

DATE	INNING	UMPIRE	HITTER	COUNT AT CALL	BATTER RESULT (COUNT)
1. April 12 @ Iowa	▲ 9	Tom Hanahan	Samad Taylor (1)	0-1	Single (0-2)
2.					
3.					
4.					
5.					
6.					
7.					

HR #	PLAYER (SEASON #)	GM # – DATE	OPPONENT	PITCHER	PITCH TYPE	DIRECTION	ON BASE	INNING	OUTS	COUNT	SCORE	FINAL	DISTANCE	EXIT VELO	LAUNCH ANGLE
1.	Logan Porter (1)	2 – April 1	@ Indianapolis	Caleb Smith (L)	4-seam FB	LF	0	▲ 4	1	2-2	3-0	W, 12-1	417 ft	106.6 mph	32°
2.	Jakson Reetz (1)	2 – April 1	@ Indianapolis	Caleb Smith (L)	Slider	LF	3	▲ 5	2	2-1	8-0	W, 12-1	408 ft	103.9 mph	25°
3.	Dairon Blanco (1)	3 – April 2	@ Indianapolis	Mike Burrows	4-seam FB	LCF	0	▲ 5	2	3-2	1-3	W, 8-3	411 ft	105.2 mph	23°
4.	Samad Taylor (1)	3 – April 2	@ Indianapolis	J.C. Flowers	4-seam FB	LF	0	▲ 8	0	2-1	2-3	W, 8-3	334 ft	104.5 mph	22°
5.	Nick Loftin (1)	3 – April 2	@ Indianapolis	Daniel Zamora (L)	4-seam FB	LF	2	▲ 8	1	1-2	5-3	W, 8-3	362 ft	97.2 mph	29°
6.	Maikel Garcia (1)	4 – April 4	vs. Toledo	Alex Faedo	4-seam FB	RF	0	▼ 1	1	2-1	1-0	L, 9-2	349 ft	94.3 mph	35°
7.	Tyler Gentry (1)	5 – April 5	vs. Toledo	Tyler Holton (L)	Cutter	CF	2	▼ 6	0	2-0	3-1	L, 7-6	417 ft	106.5 mph	27°
8.	Logan Porter (2)	5 – April 5	vs. Toledo	Tyler Holton (L)	Slider	LF	0	▼ 6	0	3-1	4-1	L, 7-6	346 ft	103.3 mph	37°
9.	Logan Porter (3)	5 – April 5	vs. Toledo	Matt Wisler	4-seam FB	RCF	0	▼ 8	0	2-2	5-6	L, 7-6	364 ft	94.7 mph	34°
10.	Nick Loftin (2)	6 – April 6	vs. Toledo	Brenan Hanifree	Slider	LCF	0	▼ 2	0	2-2	1-1	L, 8-5	401 ft	101.8 mph	32°
11.	CJ Alexander (1)	6 – April 6	vs. Toledo	Brenan Hanifree	Sinker	CF	0	▼ 4	1	2-2	3-6	L, 8-5	409 ft	101.1 mph	35°
12.	Logan Porter (4)	7 – April 7	vs. Toledo	Reese Olson	4-seam FB	LF	0	▼ 3	0	3-2	5-2	W, 9-4	395 ft	104.3 mph	45°
13.	Freddy Fermin (1)	8 – April 8	vs. Toledo	Will Vest	Slider	CF	3	▼ 3	2	0-0	6-1	W, 13-8	401 ft	102.1 mph	42°
14.	Angelo Castellano (1)	8 – April 8	vs. Toledo	Will Vest	4-seam FB	LCF	1	▼ 4	0	2-0	8-1	W, 13-8	401 ft	102.8 mph	33°
15.	Freddy Fermin (2)	8 – April 8	vs. Toledo	Ashton Goudeau	Changeup	CF	1	▼ 5	0	1-1	10-1	W, 13-8	428 ft	105.9 mph	28°
16.	CJ Alexander (2)	8 – April 8	vs. Toledo	Ashton Goudeau	Changeup	LF	0	▼ 7	0	1-0	11-8	W, 13-8	351 ft	92.4 mph	43°
17.	Angelo Castellano (2)	9 – April 9	vs. Toledo	Alex Faedo	4-seam FB	LF	0	▼ 3	1	0-0	1-0	L, 8-2	373 ft	98.0 mph	25°
18.	Samad Taylor (2)	10 – April 11	@ Iowa	Roenis Elias (L)	4-seam FB	CF	2	▲ 5	2	0-2	3-9	L, 9-6	405 ft	100.9 mph	25°
19.	Freddy Fermin (3)	10 – April 11	@ Iowa	Brandon Hughes (L)	4-seam FB	LF	1	▲ 6	2	0-1	6-9	L, 9-6	398 ft	100.3 mph	33°
20.	CJ Alexander (3)	11 – April 12	@ Iowa	Riley Thompson	Changeup	RF	0	▲ 2	0	1-0	2-1	W, 10-6	394 ft	104.3 mph	24°
21.	Tyler Gentry (2)	11 – April 12	@ Iowa	Riley Thompson	Slider	LF	0	▲ 3	2	1-2	3-1	W, 10-6	393 ft	103.3 mph	26°
22.	Tucker Bradley (1)	11 – April 12	@ Iowa	Rowan Wick	4-seam FB	RCF	1	▲ 6	2	1-1	7-3	W, 10-6	392 ft	98.2 mph	29°
23.	Nick Loftin (3)	11 – April 12	@ Iowa	Anthony Kay (L)	Slider	CF	0	▲ 8	0	2-1	8-6	W, 10-6	420 ft	104.3 mph	28°
24.	Nick Loftin (4)	12 – April 13	@ Iowa	Nick Neidert	4-seam FB	LF	0	▲ 4	2	3-2	1-11	L, 14-1	370 ft	100.4 mph	38°
25.	Nick Pratto (1)	15 – April 19	vs. Gwinnett	Beau Burrows	Slider	CF	0	▼ 2	0	1-2	1-1	L, 6-2	399 ft	100.2 mph	26°
26.	Logan Porter (5)	15 – April 19	vs. Gwinnett	Beau Burrows	Slider	LF	0	▼ 4	1	1-2	2-3	L, 6-2	350 ft	94.9 mph	50°
27.	CJ Alexander (4)	17 – April 21	vs. Gwinnett	Allan Winans	Changeup	RF	0	▼ 2	2	0-0	1-1	L, 7-3	395 ft	96.2 mph	37°
28.	Nick Pratto (2)	18 – April 22	vs. Gwinnett	Dylan Dodd (L)	Changeup	RF	1	▼ 1	2	3-1	2-0	L, 5-2	350 ft	88.4 mph	39°
29.	Nate Eaton (1)	22 – April 27	@ Nashville	Janson Junk	Sweeper	LF	0	▲ 2	2	2-2	1-0	W, 2-1	403 ft	103.0 mph	32°
30.	Freddy Fermin (4)	24 – April 29	@ Nashville	Robert Stock	4-seam FB	RCF	2	▲ 1	1	3-1	4-0	L, 6-5 (10)	381 ft	104.3 mph	23°
31.	Tyler Gentry (3)	25 – April 30	@ Nashville	Robert Gasser (L)	4-seam FB	LF	1	▲ 3	2	1-0	2-1	W, 10-6	391 ft	100.6 mph	33°
32.	Logan Porter (6)	25 – April 30	@ Nashville	Robert Gasser (L)	Slider	LF	0	▲ 4	0	2-1	3-1	W, 10-6	389 ft	102.3 mph	29°
33.	Freddy Fermin (5)	25 – April 30	@ Nashville	Robert Gasser (L)	Changeup	LF	0	▲ 5	1	2-0	5-1	W, 10-6	368 ft	94.8 mph	35°
34.	Nick Loftin (5)	28 – May 4	vs. Louisville	Silvino Bracho	Slider	LF	0	▼ 7	0	0-0	8-11	L, 12-10	365 ft	101.1 mph	19°
35.	Jakson Reetz (2)	29 – May 5	vs. Louisville	Brandon Williamson (L)	4-seam FB	LF	1	▼ 2	1	0-0	2-1	W, 6-2	346 ft	100.2 mph	27°
36.	Nick Loftin (6)	29 – May 5	vs. Louisville	Brandon Williamson (L)	Slider	CF	0	▼ 6	0	0-0	3-1	W, 6-2	395 ft	105.6 mph	24°
37.	Angelo Castellano (3)	30 – May 6	vs. Louisville	Ryan Nutof	Curveball	LF	1	▼ 7	2	2-2	8-8	W, 11-9	376 ft	95.2 mph	29°
38.	Jakson Reetz (3)	31 – May 7	vs. Louisville	Andrew Abbott (L)	Changeup	LF	0	▼ 4	1	2-0	1-0	L, 4-3	426 ft	104.4 mph	32°
39.	Franmil Reyes (1)	31 – May 7	vs. Louisville	Andrew Abbott (L)	Curveball	LCF	1	▼ 5	2	3-2	3-0	L, 4-3	389 ft	100.8 mph	29°
40.	Clay Dungan (1)	32 – May 9	@ Scranton/WB	Mitch Spence	4-seam FB	RCF	0	▲ 3	0	1-00	2-2	L, 14-2	388 ft	104.0 mph	28°
41.	Dairon Blanco (2)	33 – May 10	@ Scranton/WB	Luis Severino	Changeup	LF	0	▲ 3	0	0-1	1-1	L, 4-3	377 ft	99.6 mph	24°
42.	CJ Alexander (5)	34 – May 11	@ Scranton/WB	Colten Brewer	Slider	CF	0	▲ 9	0	1-1	3-1	W, 4-3 (11)	422 ft	106.4 mph	23°
43.	CJ Alexander (6)	36 – May 13	@ Scranton/WB	Greg Weissert	Sweeper	RF	0	▲ 6	1	0-0	4-3	L, 8-6	377 ft	102.7 mph	39°
44.	CJ Alexander (7)	36 – May 14	@ Scranton/WB	Mitch Spence	4-seam FB	RCF	0	▲ 2	0	3-2	1-1	W, 6-3	416 ft	109.9 mph	24°
45.	Brewer Hicklen (1)	36 – May 14	@ Scranton/WB	D.J. Snelten (L)	Changeup	LF	0	▲ 9	0	2-1	4-3	W, 6-3	344 ft	109.5 mph	25°
46.	Samad Taylor (3)	36 – May 14	@ Scranton/WB	D.J. Snelten (L)	4-seam FB	RCF	1	▲ 9	2	3-1	6-3	W, 6-3	346 ft	95.2 mph	29°
47.	Samad Taylor (4)	38 – May 17	vs. Toledo	Zach Logue (L)	4-seam FB	RCF	1	▼ 1	0	0-1	2-1	W, 16-8	372 ft	100.0 mph	30°
48.	Logan Porter (7)	38 – May 17	vs. Toledo	Zach Logue (L)	4-seam FB	LF	1	▼ 1	0	0-0	4-1	W, 16-8	401 ft	102.3 mph	38°
49.	Angelo Castellano (4)	38 – May 17	vs. Toledo	Miguel Del Pozo (L)	4-seam FB	LF	1	▼ 5	2	1-0	10-5	W, 16-8	385 ft	99.2 mph	26°
50.	Brewer Hicklen (2)	39 – May 18	vs. Toledo	Miguel Diaz	Sinker	LCF	2	▼ 8	0	2-0	9-0	W, 9-0	443 ft	108.4 mph	32°

HOME RUN BREAKDOWN

						OUTS			RUNNERS ON				TIED GO		DIRECTION					BESTS		LAST					
PLAYER	2023 TOTAL	HOME	ROAD	RHP	LHP	0	1	2	0	1	2	3	GAME	AHEAD	LF	LCF	CF	RCF	RF	FT	MPH	DATE	OPPONENT	PITCHER	KIND	INN	PA SINCE
Logan Porter	7	5	2	3	4	5	2	-	6	1	-	-	-	-	6	-	-	1	-	417	106.6	5/17	vs. Toledo	Z. Logue	2-Run	▼ 1	8
CJ Alexander	7	3	4	7	-	4	2	1	7	-	-	-	2	2	1	-	2	1	3	422	109.9	5/14	@ Scranton/WB	M. Spence	Solo	▲ 2	13
Nick Loftin	6	3	3	3	3	4	1	1	5	-	1	-	1	1	3	1	2	-	-	420	105.6	5/5	vs. Louisville	B. Williamson	Solo	▼ 6	45
Freddy Fermin	5	2	3	3	2	1	2	2	1	2	1	1	-	-	2	-	2	1	-	428	105.9	4/30	@ Nashville	R. Gasser	Solo	▲ 5	2
Angelo Castellano	4	4	-	3	1	1	1	2	1	3	-	-	1	1	3	1	-	-	-	401	102.8	5/17	vs. Toledo	M. Del Pozo	2-Run	▼ 5	2
Samad Taylor	4	1	3	1	3	2	-	2	1	2	1	-	-	1	1	-	1	2	-	405	104.5	5/17	vs. Toledo	Z. Logue	2-Run	▼ 1	15
Jakson Reetz	3	2	1	-	3	-	2	1	1	1	-	1	-	2	3	-	-	-	-	426	104.4	5/7	vs. Louisville	A. Abbott	Solo	▼ 4	9
Tyler Gentry	3	1	2	1	2	1	-	2	1	1	1	-	-	2	2	-	1	-	-	417	106.5	4/30	@ Nashville	R. Gasser	2-Run	▲ 3	70
Brewer Hicklen	2	1	1	1	1	2	-	-	1	-	1	-	-	1	1	1	-	-	-	443	109.5	5/18	vs. Toledo	M. Díaz	3-Run	▼ 8	0
Dairon Blanco	2	-	2	2	-	1	-	1	2	-	-	-	-	1	1	1	-	-	-	411	105.2	5/10	vs. Gwinnett	L. Severino	Solo	▲ 3	24
Nick Pratto	2	2	-	1	1	1	-	1	1	1	-	-	1	1	-	-	1	-	1	399	100.2	4/22	@ Scranton/WB	D. Dodd	2-Run	▼ 1	19
Clay Dungan	1	-	1	1	-	1	-	-	1	-	-	-	1	-	-	-	-	1	-	388	104.0	5/9	@ Scranton/WB	M. Spence	Solo	▲ 3	19
Franmil Reyes	1	1	-	-	1	-	-	1	-	1	-	-	-	-	-	1	-	-	-	389	100.8	5/7	vs. Louisville	A. Abbott	2-Run	▼ 5	1
Nate Eaton	1	-	1	1	-	-	-	1	1	-	-	-	-	1	1	-	-	-	-	403	103.0	4/27	@ Nashville	J. Junk	Solo	▲ 2	26
Tucker Bradley	1	-	1	1	-	-	-	1	-	1	-	-	-	-	-	-	-	1	-	392	98.2	4/12	@ Iowa	R. Wick	2-Run	▲ 6	56
Maikel Garcia	1	1	-	1	-	-	1	-	1	-	-	-	-	1	-	-	-	-	1	349	94.3	4/4	vs. Toledo	A. Faedo	Solo	▼ 1	94
	50	26	24	29	21	23	11	16	30	13	5	2	6	14	24	5	9	7	5								

INNING DISTRIBUTION

1st Inning	2nd Inning	3rd Inning	4th Inning	5th Inning	6th Inning	7th Inning	8th Inning	9th Inning	10th Inning	11th Inning
5	7	7	7	7	6	3	5	3	-	-

NOTABLE STORM CHASERS HOME RUNS

BACK-TO-BACK HOMERS (1)		2-HOMER GAMES (2)		3-HOMER GAMES (0)		GRAND SLAMS (2)	
PLAYERS	DATE/OPPONENT (INN.)	PLAYER (CAREER NO.)	DATE/OPPONENT	PLAYER (CAREER NO.)	DATE/OPPONENT	PLAYER (CAREER NO.)	DATE/OPPONENT (INN.)
Tyler Gentry & Logan Porter	4/5 vs. Toledo (6th)	Logan Porter (3rd) Freddy Fermin (4th)	4/5 vs. Toledo 4/8 vs. Toledo			Jakson Reetz (1st) Freddy Fermin (3rd)	4/1 @ Indianapolis (5th) 4/8 vs. Toledo (3rd)

LEADOFF HOMERS (0)		INSIDE-THE PARK HOMERS (0)		PINCH-HIT HOMERS (0)		WALK-OFF HOMERS (0)	
PLAYER (CAREER NO.)	DATE/OPPONENT	PLAYER (CAREER NO.)	DATE/OPPONENT (INN.)	PLAYER (CAREER NO.)	DATE/OPPONENT (INN.)	PLAYER	DATE/OPPONENT

HOME RUN SITUATION	# OF	DATE OF LAST	BATTER ('23 HR #)	PITCHER	COUNT	RUNNERS ON	OUTS	INNING	SCORE @ HR	FINAL
GO-AHEAD HOME RUN	14	May 17 vs. Toledo	Samad Taylor (4)	Zach Logue	0-1	1	0	▼ 1	2-1	W, 16-8
GAME-TYING HOME RUN	6	May 14 @ Scranton/WB	CJ Alexander (7)	Mitch Spence	3-2	0	0	▲ 2	1-1	W, 6-3

NOTABLE OPPOSING HOME RUNS

BACK-TO-BACK HOMERS (1)		2-HOMER GAMES (1)		3-HOMER GAMES (1)		GRAND SLAMS (2)	
PLAYERS	DATE/OPPONENT (INN.)	PLAYER (CAREER NO.)	DATE/OPPONENT	PLAYER (CAREER NO.)	DATE/OPPONENT	PLAYER	DATE/OPPONENT (INN.)
Encarnacion-Strand & Benson	5/4 vs. Louisville (1st)	Jermaine Palacios (5)	5/17 vs. Toledo	Christian Encarnacion-Strand (1)	5/4 vs. Louisville	Andy Ibáñez Andrés Chaparro	April 6 vs. Toledo (3rd) May 9 @ Scranton/WB (7th)

LEADOFF HOMERS (4)		INSIDE-THE PARK HOMERS (0)		PINCH-HIT HOMERS (0)		WALK-OFF HOMERS (2)	
PLAYER	DATE/OPPONENT	PLAYER	DATE/OPPONENT (INN.)	PLAYER	DATE/OPPONENT (INN.)	PLAYER	DATE/OPPONENT
Christopher Morel	4/14 @ Iowa					Michael Herмосillo	5/10 @ Scranton/WB
Forrest Wall	4/19 vs. Gwinnett					Ben Rortvedt	5/13 @ Scranton/WB
Michael Siani	5/3 vs. Louisville						
Michael Siani	5/5 vs. Louisville						

AFTER-INNING RECORDS

LEADING TRAILING TIED

AFTER 1 INNING	3 - 6	6 - 8	8 - 9
AFTER 2 INNINGS	8 - 6	7 - 8	2 - 9
AFTER 3 INNINGS	11 - 7	3 - 11	3 - 5
AFTER 4 INNINGS	12 - 5	3 - 15	2 - 3
AFTER 5 INNINGS	12 - 3	4 - 17	1 - 3
AFTER 6 INNINGS	12 - 5	4 - 18	1 - 0
AFTER 7 INNINGS	12 - 5	4 - 17	1 - 1
AFTER 8 INNINGS	14 - 1	2 - 20	1 - 2

STORM CHASERS BIG INNINGS

DATE INNING RUNS

1. May 17 vs. Toledo	1st	7
April 2 @ Indianapolis	8th	7
3. May 18 vs. Toledo	8th	6
April 8 vs. Toledo	3rd	6
5.		
6.		
7.		
8.		

SCORE BY INNINGS

	1	2	3	4	5	6	7	8	9	10	11+	TOTAL
Omaha	31	17	23	17	34	22	19	32	25	0	1	221
Opponents	34	33	30	19	23	36	22	32	20	1	0	250
Difference	-3	-16	-7	-2	11	-14	-3	0	5	-1	1	-29
SCORE BY INNINGS V. TOLEDO	1	2	3	4	5	6	7	8	9	10	11+	TOTAL
Omaha	11	4	10	7	7	9	6	9	1	0	0	64
Toledo	3	10	6	6	4	10	7	12	3	0	0	61
vs. Toledo Difference	8	-6	4	1	3	-1	-1	-3	-2	0	0	3

MULTI-RUN INNINGS

	2	3	4	5	6	7	8	9	10+	TOTAL
Storm Chasers	25	13	7	2	2	2	-	-	-	51
Opponents	28	19	6	4	4	-	-	-	-	61

RECORD BY RUNS SCORED/ALLOWED

	RUNS	0	1	2	3	4	5	6	7	8	9	10	11	12	13+
SCORED	0 - 1	0 - 2	1 - 6	1 - 6	1 - 2	1 - 2	2 - 3	0 - 0	2 - 0	2 - 0	2 - 1	2 - 0	1 - 0	2 - 0	2 - 0
ALLOWED	1 - 0	1 - 0	2 - 0	4 - 0	1 - 4	0 - 2	3 - 2	0 - 3	3 - 4	1 - 4	0 - 1	0 - 0	0 - 1	0 - 2	0 - 2

RECORD BY MARGIN OF VICTORY/DEFEAT

	1 Run	2 Runs	3 Runs	4 Runs	5 Runs	6 Runs	7 Runs	8 Runs	9 Runs	10+ Runs
	3 - 5	3 - 2	2 - 5	3 - 2	3 - 2	0 - 3	0 - 2	1 - 0	1 - 0	1 - 2

2023 STORM CHASERS MONTH BY MONTH

HITTING

MONTH	AVG	G	AB	R	H	TB	2B	3B	HR	RBI	BB	IBB	SO	SB	CS	OBP	SLG	OPS	SAC	SF	HBP	GIDP	LOB
MARCH	.300	1	40	8	12	16	2	1	0	8	9	0	12	5	0	.429	.400	.829	0	0	0	0	14
APRIL	.250	24	799	124	200	352	49	2	33	118	99	0	204	38	8	.337	.441	.778	1	11	11	24	156
MAY	.262	15	515	89	135	226	32	4	17	81	61	0	125	30	6	.351	.439	.790	1	4	12	10	107
JUNE																							
JULY																							
AUGUST																							
SEPTEMBER																							
TOTAL	.256	40	1354	221	347	594	83	7	50	207	169	0	341	73	14	.345	.439	.784	2	15	23	34	277

PITCHING

MONTH	W	L	ERA	G	GS	CG	SHO	GF	HLD	SV	SVO	IP	H	R	ER	HR	HB	BB	SO	WP	BK	WHIP	AVG
MARCH	1	0	6.00	1	1	0	0	1	0	1	1	9.0	11	6	6	1	1	2	7	0	1	1.44	.297
APRIL	9	15	5.65	24	24	0	0	24	11	3	7	212.0	238	149	133	30	17	104	198	16	2	1.61	.284
MAY	7	8	5.96	15	15	0	1	15	13	4	8	134.1	146	95	89	30	8	71	145	11	1	1.62	.282
JUNE																							
JULY																							
AUGUST																							
SEPTEMBER																							
TOTAL	17	23	5.77	40	40	0	1	40	24	8	16	355.1	395	250	228	61	26	177	350	27	4	1.61	.284

2023 WALK-OFF TRACKER (0 FOR, 4 AGAINST)

GAME #	DATE	OPPONENT	FINAL (INN.)	PLAYER	WINNING RUN	PITCHER	HOW	OUTS	COUNT
23	April 28	@ Nashville	L, 4-3 (9)	Brian Navarreto	Skye Bolt	Josh Dye	Throwing error by 3B Maikel Garcia	2	1-0
24	April 29	@ Nashville	L, 6-5 (10)	Keston Hiura	Eddy Alvarez	Evan Sisk	Infield single to SS Angelo Castellano	1	2-1
33	May 10	@ Scranton/WB	L, 4-3 (9)	Michael Hermosillo	Michael Hermosillo	Dylan Coleman	Solo Home Run to LF	0	2-1
36	May 13	@ Scranton/WB	L, 8-6	Ben Rortvedt	Estevan Florial	Brooks Kriske	3-Run Home Run to RCF	1	2-2

Bold Indicates Omaha Walk-Off Win

2023 STORM CHASERS EJECTIONS (4)

DATE	INNING	WHO (POSITION) / # IN 2023	WHY	UMPIRE (POSITION)
1. April 21 vs. Gwinnett	▼ 6	Mike Jirschele (Manager) / 1st	Balls/Strikes	Takahito Matsuda (Home Plate)
2. April 21 vs. Gwinnett	▲ 7	Dane Johnson (Pitching Coach) / 1st	Balk	Takahito Matsuda (Home Plate)
3. April 21 vs. Gwinnett	▼ 8	CJ Alexander (Designated Hitter) / 1st	Balls/Strikes	Takahito Matsuda (Home Plate)
4. May 11 @ Scranton/WB	▼ 9	Mike Jirschele (Manager) / 2nd	Hit By Pitch	Robert Nunez (Home Plate)

ABS CHALLENGE TRACKER (4-FOR-18 / 22.2%)

#	GM # – DATE	OPPONENT	PLAYER CHALLENGING	POSITION	INNING	CALL (COUNT)	OVERTURNED?	PLAY RESULT (COUNT)	OPPONENT	UMPIRE
1.	23 – April 28	@ Nashville	Logan Porter	Catcher	▼ 6	Ball (0-0)	No	Lineout, L9 (1-1)	Thomas Pannone (P)	Paul Clemons
2.	23 – April 28	@ Nashville	Maikel Garcia	Batter	▲ 8	Strike (1-0)	No	Groundout, 5-4 (1-1)	Thomas Pannone (P)	Paul Clemons
3.	29 – May 5	vs. Louisville	Jakson Reetz	Catcher	▲ 8	Ball (0-0)	No	Walk (3-0)	Chuckie Robinson (C)	Tyler Jones
4.	29 – May 5	vs. Louisville	Jakson Reetz	Catcher	▲ 9	Ball (1-0)	No	Strikeout Looking (2-2)	T.J. Hopkins (LF)	Tyler Jones
5.	31 – May 7	vs. Louisville	Dairon Blanco	Batter	▼ 2	Strike (3-2)	No	Strikeout Looking (3-2)	Andrew Abbott (P)	Randy Rosenberg
6.	31 – May 7	vs. Louisville	Brewer Hicklen	Batter	▼ 3	Strike (3-2)	YES	Walk (3-2)	Andrew Abbott (P)	Randy Rosenberg
7.	31 – May 7	vs. Louisville	Jakson Reetz	Catcher	▲ 4	Ball (3-2)	No	Walk (3-2)	Nick Martini (RF)	Randy Rosenberg
8.	31 – May 7	vs. Louisville	Logan Porter	Batter	▼ 5	Strike (3-2)	No	Strikeout Looking (3-2)	Andrew Abbott (P)	Randy Rosenberg
9.	35 – May 12	@ Scranton/WB	Jakson Reetz	Catcher	▼ 5	Ball (0-0)	YES	Lineout, L9 (0-2)	Carlos Narvaez (C)	Dillon Wilson
10.	35 – May 12	@ Scranton/WB	Jakson Reetz	Catcher	▼ 7	Ball (2-1)	YES	Strikeout Looking (2-2)	Jamie Westbrook (2B)	Dillon Wilson
11.	35 – May 12	@ Scranton/WB	Jakson Reetz	Batter	▲ 8	Strike (1-1)	No	Strikeout Swinging (1-2)	Matt Bowman (P)	Dillon Wilson
12.	35 – May 12	@ Scranton/WB	Nick Wittgren	Pitcher	▼ 9	Ball (2-1)	No	Walk (3-2)	Jesus Bastidas (SS)	Dillon Wilson
13.	36 – May 13	@ Scranton/WB	Jackson Kowar	Pitcher	▼ 9	Ball (3-2)	No	Walk (3-2)	Billy McKinney (CF)	Raul Moreno
14.	36 – May 13	@ Scranton/WB	Logan Porter	Catcher	▼ 9	Ball (0-0)	No	Home Run (2-2)	Ben Rortvedt (C)	Raul Moreno
15.	37 – May 14	@ Scranton/WB	Jakson Reetz	Catcher	▼ 3	Ball (3-2)	No	Walk (3-2)	Andrés Chaparro (3B)	Robert Nunez
16.	37 – May 14	@ Scranton/WB	Jakson Reetz	Catcher	▼ 5	Ball (3-2)	No	Walk (3-2)	Elijah Dunham (LF)	Robert Nunez
17.	37 – May 14	@ Scranton/WB	Jakson Reetz	Catcher	▼ 7	Ball (2-2)	YES	Strikeout Looking (2-2)	Franchy Cordero (RF)	Robert Nunez
18.	37 – May 14	@ Scranton/WB	Jakson Reetz	Catcher	▼ 8	Ball (1-1)	No	Single (2-1)	Estevan Florial (CF)	Robert Nunez

ABS CHALLENGES BY PLAYER

HITTERS (5)	SUCCESS RATE	CATCHERS (2)	SUCCESS RATE	PITCHERS (2)	SUCCESS RATE
Dairon Blanco – 1	0% – 0-for-1	Logan Porter – 2	0% – 0-for-2	Jackson Kowar – 1	0% – 0-for-1
Maikel Garcia – 1	0% – 0-for-1	Jakson Reetz – 9	33% – 3-for-9	Nick Wittgren – 1	0% – 0-for-1
Brewer Hicklen – 1	100% – 1-for-1				
Logan Porter – 1	0% – 0-for-1				
Jakson Reetz – 1	0% – 0-for-1				

ABS CHALLENGES BY COUNT

COUNT	CHALLENGES	SUCCESSFUL CHALLENGES	SUCCESS RATE (%)
0-0 Count	4	0	25%
0-1 Count	0	-	-
0-2 Count	0	-	-
1-0 Count	2	0	0%
1-1 Count	2	1	50%
1-2 Count	0	-	-
2-0 Count	0	-	-
2-1 Count	2	1	100%
2-2 Count	1	1	100%
3-0 Count	0	-	-
3-1 Count	0	-	-
3-2 Count	7	1	14%

ABS CHALLENGES BY INNING

INNING	CHALLENGES	SUCCESSFUL CHALLENGES	SUCCESS RATE (%)
1st Inning	0	-	-
2nd Inning	1	0	0%
3rd Inning	2	1	50%
4th Inning	1	0	0%
5th Inning	3	1	33%
6th Inning	1	0	0%
7th Inning	2	2	100%
8th Inning	4	0	0%
9th Inning	4	0	0%
Extra Innings	0	-	-

PITCHING

vs. Left-Handed Starter	6-8
vs. Right-Handed Starter	11-15
WITH Left-Handed Starter	8-8
WITH Right-Handed Starter	9-15

0-4 strikeouts	0-1
5-9 strikeouts	10-15
10+ strikeouts	7-7

0 runs of support	0-7
1-4 runs of support	13-14
5-9 runs of support	4-2
10+ runs of support	

SCORING

1-Run Games	3-5
2-Run Games	3-2
3-4-Run Games	5-7
5+ Run Games	6-9

Extra Innings	1-1
Shutouts	1-1
Doubleheaders	

Scoring 0-2 Runs	1-9
3-5 Runs	3-10
6-9 Runs	6-3
10+ Runs	7-1

Opponent 0-2 Runs	5-0
3-5 Runs	5-6
6-9 Runs	7-13
10+ Runs	0-4

Scored in 1st Inning	5-8
Opponent scored in 1st	10-11
Scores first	6-10
Opponent scores first	11-13

HITTING

Omaha 0-5 hits	2-7
6-9 hits	3-12
10+ hits	12-4

Opponent 0-5 hits	2-1
6-9 hits	9-4
10+ hits	6-18

Out-hit opponent	11-5
Out-hit by opponent	5-18
Hits are tied	1-0

Hit 0 home runs	4-8
1 home run	5-10
2 home runs	2-4
3+ home runs	6-1

Opponent hit 0 home runs	6-3
1 home run	6-8
2 home runs	4-5
3+ home runs	1-7

Leave 0-5 runners on base	4-10
6-9 on base	10-11
10+ on base	3-2

Opponent leaves 0-5 runners on base	2-4
6-9 on base	9-14
10+ on base	6-5

Steals 0 bases	3-10
1 base	2-2
2 bases	4-6
3+ bases	8-5

Opponent steals 0 bases	4-12
1 base	9-9
2 bases	4-2
3+ bases	1-2

FIELDING

Made 0 errors	13-9
1 error	1-10
2 errors	1-3
3+ errors	2-1

Opponent made 0 errors	5-12
1 error	5-8
2 errors	5-2
3+ errors	2-1

LONGEST WIN STREAK	
LONGEST LOSING STREAK	
LONGEST HOME WINNING STREAK	
LONGEST HOME LOSING STREAK	
LONGEST ROAD WINNING STREAK	
LONGEST ROAD LOSING STREAK	
LARGEST MARGIN OF VICTORY	
LARGEST MARGIN OF DEFEAT	
LONGEST GAME, INNINGS	
LONGEST GAME, TIME	
LONGEST 9-INNING GAME, TIME	
SHORTEST 9-INNING GAME, TIME	
SHORTEST GAME, TIME	
LARGEST COMEBACK WIN	
LARGEST MARGIN OF LEAD SURRENDERED (LOSS)	
MOST ERRORS, TEAM	
MOST ERRORS, PLAYER	
LARGEST CROWD, HOME	
LARGEST CROWD, ROAD	
WARMEST FIRST PITCH	
COLDEST FIRST PITCH	

MOST RUNS SCORED, GAME	
MOST RUNS SCORED, INNING	
MOST CONSECUTIVE INNINGS SCORED	
FEWEST HITS, GAME	
MOST HITS, GAME	
MOST DOUBLES, GAME	
MOST TRIPLES, GAME	
MOST HOME RUNS, GAME	
MOST EXTRA-BASE HITS, GAME	
MOST RBI, GAME	
MOST RUNNERS LOB, GAME	
MOST TOTAL BASES, GAME	
MOST WALKS, GAME	
MOST STRIKEOUTS, GAME	
FEWEST STRIKEOUTS, GAME	
MOST STOLEN BASES, GAME	
MOST HIT BY PITCHES	

MOST RUNS, GAME	
MOST HITS, GAME	
MOST DOUBLES, GAME	
MOST TRIPLES, GAME	
MOST HOME RUNS, GAME	
MOST RBI, GAME	
MOST WALKS, GAME	
MOST STRIKEOUTS, GAME	
MOST STOLEN BASES, GAME ^	
MOST HIT BY PITCHES, GAME	

MOST RUNS ALLOWED, GAME	
MOST RUNS ALLOWED, INNING	
FEWEST HITS ALLOWED, GAME	
MOST HITS ALLOWED, GAME	
FEWEST STRIKEOUTS, GAME	
MOST STRIKEOUTS, GAME	
FEWEST WALKS ALLOWED, GAME	
MOST WALKS ALLOWED, GAME	
MOST HOME RUNS ALLOWED, GAME	

MOST RUNS ALLOWED, GAME	
MOST EARNED RUNS ALLOWED, GAME ^	
FEWEST HITS ALLOWED, GAME (STARTER)	
MOST HITS ALLOWED, GAME	
MOST HOME RUNS ALLOWED, GAME ^	
MOST STRIKEOUTS	
MOST CONSECUTIVE STRIKEOUTS	
MOST WALKS ALLOWED, GAME	
MOST HIT BATTERS, GAME	
MOST INNINGS PITCHED, STARTER	
MOST PITCHES THROWN, STARTER	
MOST INNINGS PITCHED, RELIEVER	
MOST PITCHES THROWN, RELIEVER	

^ Indicates All-Time Storm Chasers Record Tied

* Indicates All-Time Storm Chasers Record Set

TEAM HIGHS

3 Games	March 31 - April 2
5 Games	April 18 - April 22
2 Games (2x)	Last: May 17 - May 18
3 Games	April 4 - April 6
5 Games	April 18 - April 22
2 Games (2x)	Last: April 28 - April 29
11 Runs	4/1 @ Indianapolis (12-1 Win)
13 Runs	4/13 @ Iowa (14-1 Loss)
11 Innings	5/11 @ Scranton/Wilkes-Barre (4-3 Win)
3:16	4/14 @ Iowa (11-8 Win)
3:16	4/14 @ Iowa (11-8 Win)
2:14 (2x)	Last: 5/5 vs. Louisville (6-2 Win)
2:14 (2x)	Last: 5/5 vs. Louisville (6-2 Win)
6 Runs, After 4th	5/6 vs. Louisville (11-9 Win)
4 Runs, Middle 2nd	4/29 @ Nashville (6-5 Loss, 10 Innings)
3 (3x)	Last: 4/23 vs. Gwinnett (5-3 Win)
2, Maikel Garcia	4/23 vs. Gwinnett (5-3 Win)
6,641	4/19 vs. Gwinnett (6-2 Loss)
9,833	4/29 @ Nashville (6-5 Loss, 10 Innings)
83 Degrees	5/17 vs. Toledo (16-8 Win)
35 Degrees	4/5 vs. Toledo (7-6 Loss)

OFFENSIVE HIGHS

16	5/17 vs. Toledo (16-8 Win)
7 (2x)	Last: 1st Inning, 5/17 vs. Toledo (16-8 Win)
5 (2x)	Last: 4th-8th Innings, 5/17 vs. Toledo (16-8 Win)
3	4/20 vs. Gwinnett (9-3 Loss)
18	5/17 vs. Toledo (16-8 Win)
7	5/17 vs. Toledo (16-8 Win)
1 (7x)	Last: 5/14 @ Scranton/Wilkes-Barre (6-3 Win)
4 (2x)	Last: 4/12 @ Iowa (10-6 Win)
10	5/17 vs. Toledo (16-8 Win)
15	5/17 vs. Toledo (16-8 Win)
15	5/16 vs. Toledo (9-2 Loss)
34	5/17 vs. Toledo (16-8 Win)
11	4/20 vs. Gwinnett (9-3 Loss)
13	5/14 @ Scranton/Wilkes-Barre (6-3 Win)
4	4/13 @ Iowa (14-1 Loss)
6 (2x)	Last: 5/4 vs. Louisville (12-10 Loss)
4	5/6 vs. Louisville (11-9 Win)

INDIVIDUAL OFFENSIVE HIGHS

3 (8x)	Last: Taylor and Dungan, 5/17 vs. Toledo (16-8 Win)
4 (2x)	Last: Drew Waters, 5/17 vs. Toledo (16-8 Win)
2 (5x)	Last: Taylor and Reetz, 5/17 vs. Toledo (16-8 Win)
1 (7x)	Last: CJ Alexander, 5/14 @ Scranton/Wilkes-Barre (6-3 Win)
2 (2x)	Last: Freddy Fermin, 4/8 vs. Toledo (13-8 Win)
6, Freddy Fermin	4/8 vs. Toledo (13-8 Win)
3 (4x)	Last: Freddy Fermin, 4/30 @ Nashville (10-6 Win)
3 (16x)	Last: Drew Waters, 5/13 @ Scranton/Wilkes-Barre (8-6 Loss)
4, Samad Taylor	5/4 vs. Louisville (12-10 Loss)
2, Tyler Gentry	5/6 vs. Louisville (11-9 Win)

PITCHING HIGHS

14 (2x)	Last: 5/9 @ Scranton/Wilkes-Barre (14-2 Loss)
6 (2x)	Last: 2nd Inning, 4/13 @ Iowa (14-1 Loss)
3	5/18 vs. Toledo (9-0 Win)
18	5/9 @ Scranton/Wilkes-Barre (14-2 Loss)
3	4/18 vs. Gwinnett (4-1 Loss)
15	5/11 @ Scranton/Wilkes-Barre (4-3 Win, 11 Innings)
1	4/19 vs. Gwinnett (6-2 Loss)
8	4/6 vs. Toledo (8-5 Loss)
6	5/4 vs. Louisville (12-10 Loss)

INDIVIDUAL PITCHING HIGHS

11, Jonathan Heasley	4/13 @ Iowa (14-1 Loss)
11, Jonathan Heasley	4/13 @ Iowa (14-1 Loss)
1 (3x)	Last: Drew Parrish (6.0 IP), 4/28 @ Nashville (4-3 Loss)
10, Drew Parrish	5/4 vs. Louisville (12-10 Loss)
5, Drew Parrish	5/4 vs. Louisville (12-10 Loss)
8, Daniel Lynch	5/17 vs. Toledo (16-8 Win)
3 (9x)	Last: Brooks Kriske, 5/11 @ Scranton/Wilkes-Barre (4-3 Win, 11 Innings)
4 (5x)	Last: Mike Mayers, 5/10 @ Scranton/Wilkes-Barre (4-3 Loss)
2 (2x)	Last: Ryan Weiss, 5/9 @ Scranton/Wilkes-Barre (14-2 Loss)
7.0, Jonathan Heasley	4/19 vs. Gwinnett (6-2 Loss)
104, Jonathan Heasley	4/25 @ Nashville (8-3 Loss)
3.2, Marcelo Martinez	4/29 @ Nashville (6-5 Loss, 10 Innings)
65, Austin Cox	4/6 vs. Toledo (8-5 Loss)

STATCAST LEADERS

LONGEST MEASURED HOMER DISTANCE (TOP 5)			HIGHEST BATTED BALL EXIT VELOCITY (TOP 5)			HIGHEST PITCH VELOCITY (TOP 5)			HIGHEST PITCH SPIN RATE (TOP 5)		
Player	Distance (Pitcher)	Date	Player	Exit Velo (Batted Ball Type)	Date	Player	Pitch Velo (Pitch Result)	Date	Player	Spin Rate (Pitch Type)	Date
Brewer Hicklen	443 (3-Run off Miguel Diaz)	5/18 vs. TOL	CJ Alexander	115.3 (Double vs. Reese Olson)	4/7 vs. TOL	Jackson Kowar	99.3 (Justin Dean, Ball)	4/18 vs. GWN	Josh Dye	3,329 (81.2mph Changeup vs. Joe Hudson)	4/21 vs. GWN
Freddy Fermin	428 (2-Run off Ashton Goudeau)	4/8 vs. TOL	Brewer Hicklen	110.4 (Double vs. Robert Gasser)	4/30 @ NAS	Josh Staumont	99.1 (Jermaine Palacios, Strikeout)	4/9 vs. TOL	Mike Mayers	3,238 (82.1mph Slider vs. Volmer Sanchez)	4/23 vs. GWN
Jakson Reetz	426 (Solo off Andrew Abbott)	5/7 vs. LOU	CJ Alexander	109.9 (Home Run vs. Mitch Spence)	5/14 @ SWB	Jackson Kowar	99.0 (Justin Dean, Walk)	4/18 vs. GWN	Jonathan Heasley	3,090 (93.8mph 45-Fastball vs. Abraham Toro)	4/30 @ NAS
CJ Alexander	422 (Solo off Colten Brewer)	5/11 @ SWB	Dairon Blanco	109.6 (Double Play vs. Kervin Castro)	4/7 vs. TOL	Josh Staumont	98.9 (Jermaine Palacios, Foul Ball)	4/9 vs. TOL	Josh Staumont	3,058 (81.0mph Curveball vs. Miguel Andujar)	3/31 @ IND
Nick Loftin	420 (Solo off Anthony Kay)	4/12 @ IOW	Brewer Hicklen	109.5 (Home Run vs. D.J. Snelten)	5/14 @ SWB	Josh Staumont	98.8 (Michael Papierski, Ball)	4/9 vs. TOL	Drew Parrish	3,000 (89.9mph Sinkers vs. Michael Siani)	5/4 vs. LOU



THE LAST TIME OMAHA...

THREW A PERFECT GAME	
THREW A 9-INNING NO-HITTER	6/20/1988 vs. Columbus (Luis Aquino, 2-0 win)
THREW A 7-INNING NO-HITTER	7/13/1990 @ Iowa [G1] (Gene Walter, 3-0 win)
THREW A COMBINED NO-HITTER	4/17/1997 vs. Oklahoma City (Jim Converse and Allen McMill, 2-0 win)
THREW A COMBINED 1-HITTER (9 INNINGS)	8/26/2019 vs. Nashville (5-0 Win) Pitchers: Arnaldo Hernandez (8.0 IP), Gabe Speier (1.0 IP)
THREW A COMBINED 1-HITTER (7 INNINGS)	
THREW A COMBINED 2-HITTER (9 INNINGS)	6/12/2022 vs. Lehigh Valley (10-0 Win) Pitchers: Zack Greinke (5.0 IP), Andrés Núñez (1.0 IP), Marcelo Martínez (2.0 IP) & Brad Peacock (1.0 IP)
THREW A COMBINED 2-HITTER (7 INNINGS)	
GOT NO-HIT (9 INNINGS)	June 7, 2017 vs. Nashville (4-0 Loss) Pitchers: Chris Smith, Sean Doolittle, Tucker Healy and Simon Castro,
GOT NO-HIT (LESS THAN 9 INNINGS)	6/29/2008 vs. Oklahoma [G1] (Dustin Nippert, 2-0 loss)
GOT 1-HIT	8/15/2021 vs. Iowa (10-0 Loss)
GOT 2-HIT	8/17/2022 @ Louisville (4-3 Loss)
THREW A COMBINED 9-INNING SHUTOUT	5/18/2023 vs. Toledo (9-0 Win) Pitchers: Austin Cox (5.0 IP), Evan Sisk (1.0 IP), Dylan Coleman (1.0 IP), Collin Snider (1.0 IP), Nick Wittgren (1.0 IP)
THREW SHUTOUTS IN 3 STRAIGHT GAMES	8/7/2018 vs. Salt Lake and 8/9 and 8/10/2018 @ Round Rock (5-0, 9-0, 2-0)
THREW BACK-TO-BACK SHUTOUTS	8/9 and 8/10/2018 @ Round Rock (9-0 Win & 2-0 Win)
GOT SHUT OUT (9 INNINGS)	4/26/2023 @ Nashville (5-0 Loss)
GOT SHUT OUT IN BACK-TO-BACK GAMES	7/23 and 7/24/2022 vs. Iowa (10-0 Loss, 7-0 Loss)
GOT SHUT OUT IN 3 STRAIGHT GAMES	N/A (Since 2005)
GOT SHUT OUT (LESS THAN 9 INNINGS)	5/28, 2022 @ Louisville [G2] (3-0 Loss)
WON 10 GAMES IN A ROW	June 5 to June 16, 2012
WON 9 GAMES IN A ROW	May 22 to June 1, 2021
WON 8 GAMES IN A ROW	May 23 to May 30, 2010
WON 7 GAMES IN A ROW	July 21 to July 26, 2015
WON 6 GAMES IN A ROW	August 25 to August 31, 2021
LOST 10 GAMES IN A ROW	August 6 to August 16, 2006
LOST 8 GAMES IN A ROW	June 6 to June 14, 2016
LOST 7 GAMES IN A ROW	April 20 to April 28, 2019
LOST 6 GAMES IN A ROW	May 4 to May 9, 2018
STRUCK OUT 19+ OPPOSING HITTERS	5/6/2021 vs. St. Paul (19)
STRUCK OUT 17+ OPPOSING HITTERS	5/6/2021 vs. St. Paul (19)
STRUCK OUT 15+ OPPOSING HITTERS	5/11/2023 @ Scranton/Wilkes-Barre (15)
STRUCK OUT 10+ OPPOSING HITTERS	5/17/2023 vs. Toledo (14)
SCORED 20+ RUNS IN ONE GAME	7/4/2022 vs. Toledo (20)
SCORED 15+ RUNS IN ONE GAME	7/4/2022 vs. Toledo (20)
SCORED 10+ RUNS IN ONE GAME	5/4/2023 vs. Louisville (10)
ALLOWED 20+ RUNS IN ONE GAME	9/11/2021 @ St. Paul (21)
ALLOWED 15+ RUNS IN ONE GAME	9/11/2022 vs. Indianapolis (19)
ALLOWED 10+ RUNS IN ONE GAME	5/9/2023 @ Scranton/Wilkes-Barre (14)
HAD 27+ HITS IN ONE GAME	7/4/2022 vs. Toledo (27)
HAD 25+ HITS IN ONE GAME	7/4/2022 vs. Toledo (27)
HAD 20+ HITS IN ONE GAME	7/4/2022 vs. Toledo (27)
HAD 15+ HITS IN ONE GAME	5/17/2023 vs. Toledo (18)
HAD 10+ HITS IN ONE GAME	5/18/2023 vs. Toledo (14)
ALLOWED 22+ HITS IN ONE GAME	8/2/2019 @ Reno (23)
ALLOWED 20+ HITS IN ONE GAME	8/2/2019 @ Reno (23)
ALLOWED 15+ HITS IN ONE GAME	5/9/2023 @ Scranton/Wilkes-Barre (18)
ALLOWED 10+ HITS IN ONE GAME	5/17/2023 vs. Toledo (14)
WALKED 14+ TIMES IN ONE GAME	4/14/2022 vs. Louisville (14)
WALKED 10+ TIMES IN ONE GAME	4/20/2023 vs. Gwinnett (11)
WALKED 8+ TIMES IN ONE GAME	4/20/2023 vs. Gwinnett (11)
ALLOWED 13+ WALKS IN ONE GAME	5/8/2007 vs. Sacramento (13)
ALLOWED 10+ WALKS IN ONE GAME	9/21/2022 vs. Iowa (11)
ALLOWED 8+ WALKS IN ONE GAME	5/10/2023 @ Scranton/Wilkes-Barre (8)
HIT 9+ HOME RUNS IN A GAME	7/3/2022 vs. Toledo (9)
HIT 7+ HOME RUNS IN A GAME	7/3/2022 vs. Toledo (9)
HIT 5+ HOME RUNS IN A GAME	7/3/2022 vs. Toledo (9)
HIT 3+ HOME RUNS IN A GAME	5/17/2023 vs. Toledo (3)
ALLOWED 7+ HOME RUNS IN A GAME	9/5/2021 vs. Toledo (7)
ALLOWED 5+ HOME RUNS IN A GAME	5/4/2023 vs. Louisville (6)
ALLOWED 3+ HOME RUNS IN A GAME	5/17/2023 vs. Toledo (3)
HAD 2 PLAYERS HIT 2 HOME RUNS IN A GAME	Nate Eaton & Roman Quinn, 7/4/2022 vs. Toledo (20-6 win)
HIT BACK-TO-BACK HOME RUNS	4/5/2023 vs. Toledo, 6th inning (7-6 loss) Tyler Gentry (3-run) & Logan Porter (solo)
HIT 3 STRAIGHT HOME RUNS	5/21/2021 @ Iowa, 9th Inning (9-8 loss) Anderson Miller (2-run), Sebastian Rivero (solo), Gabriel Cancel (solo)
SCORED 10+ RUNS IN AN INNING	12 Runs, 2nd Inning – 4/8/2019 @ Memphis (14-3 win)
SCORED 7+ RUNS IN AN INNING	7 Runs, 1st Inning – 5/17/2023 vs. Toledo (16-8 win)
SCORED 5+ RUNS IN AN INNING	6 Runs, 8th Inning – 5/18/2023 vs. Toledo (9-9 win)
SCORED 4+ RUNS IN AN INNING	6 Runs, 11th Inning – 4/20/2023 vs. Colorado Springs (11-7 win)
ALLOWED 10+ RUNS IN AN INNING	10 Runs, 6th Inning – 7/16/2012 vs. Oklahoma City (16-6 loss)
ALLOWED 7+ RUNS IN AN INNING	8 Runs, 4th Inning – 9/11/2022 vs. Indianapolis (19-9 loss)
ALLOWED 5+ RUNS IN AN INNING	5 Runs, 9th Inning – 5/13/2023 @ Scranton/Wilkes-Barre (8-6 Loss)
ALLOWED 3+ RUNS IN AN INNING	6 Runs, 12th Inning – 7/7/2017 vs. Colorado Springs (8-4 loss)
WON A GAME BY 15+ RUNS	14 Runs – 7/4/2023 vs. Toledo (20-6 win)
WON A GAME BY 10+ RUNS	11 Runs – 4/1/2023 vs. Indianapolis (12-1 win)
WON A GAME BY 5+ RUNS	16 Runs – 9/11/2022 vs. Indianapolis, (19-3 loss)
LOST A GAME BY 15+ RUNS	12 Runs – 5/9/2023 @ Scranton/Wilkes-Barre (14-2 loss)
LOST A GAME BY 10+ RUNS	
SCORED 12+ RUNS IN CONSECUTIVE GAMES	9/25/2021 and 9/26/2021 vs. Indianapolis (12-3 Win & 17-12 loss)
SCORED 10+ RUNS IN CONSECUTIVE GAMES	6/26/2022 vs. Columbus & 6/28/2022 @ St. Paul (17-4 Win, 11-2 win)
SCORED JUST ONE RUN WITHOUT AN RBI	5/4/2019 vs. Iowa (6-1 loss)
SCORED MULTIPLE RUNS WITHOUT AN RBI	4/30/2018 @ Iowa (10-3 loss)
SCORED MORE RUNS THAT RECORDED HITS	4/8/2023 vs. Toledo (13-8 win, 13 R on 12 H)
TURNED 6 DOUBLE PLAYS IN ONE GAME	8/25/08 vs. New Orleans
TURNED 5 DOUBLE PLAYS IN ONE GAME	4/1/2023 @ Indianapolis
TURNED 4 DOUBLE PLAYS IN ONE GAME	5/9/2023 @ Scranton/Wilkes-Barre
TURNED 3+ DOUBLE PLAYS IN ONE GAME	4/28/2023 @ Nashville (3)
TURNED A TRIPLE PLAY	5/13/1992 @ Denver, 1st Inning (3-2 win) 5-4-3 (Fielders: Sean Berry to Stu Cole to Jeff Conine Batter: Jim Tatum)
HIT INTO A TRIPLE PLAY	4/17/2015 vs. New Orleans, Chesler Cuthbert, 1st Inning (5-3 loss) 5-3-4-6-5-3 (Fielders: Derek Dietrich to Justin Bour to Scott Sizemore to Miguel Rojas to Dietrich to Bour)
COMMITTED 6 ERRORS	5/10/2012 @ Sacramento
COMMITTED 5 ERRORS	4/16/2006 @ Memphis
COMMITTED 4 ERRORS	6/29/2022 @ St. Paul
COMMITTED 3+ ERRORS	4/23/2023 vs. Gwinnett(3)
EVERY STORM CHASER IN THE STARTING LINEUP HAD A HIT	5/17/2023 vs. Toledo
EVERY STORM CHASER IN THE STARTING LINEUP SCORED A RUN	4/1/2023 vs. Indianapolis
EVERY STORM CHASER IN THE STARTING LINEUP HAD A HIT AND SCORED A RUN	
LINEUP BATTED AROUND TWICE IN ONE GAME	
WON ON THE LAST AT-BAT OF THE GAME (WALK-OFF WIN)	9/22/2022 vs. Iowa (5-4 Win, 13 innings)
LOST ON THE LAST AT-BAT OF THE GAME (WALK-OFF LOSS)	5/10/2023 @ Scranton/Wilkes-Barre (4-3 Loss, 9 innings)
PLAYED BACK-TO-BACK EXTRA-INNING GAMES	7/2 and 7/3/2019 @ Round Rock (7-6 Loss & 9-8 Loss, both 10 innings)
WON BOTH GAMES OF A DOUBLEHEADER	8/22/2022 vs. Scranton/Wilkes-Barre (9-4 Win & 12-10 Win)
PITCHED SHUTOUTS IN BOTH GAMES OF A DOUBLEHEADER	N/A (Since 2005)
LOST BOTH GAMES OF A DOUBLEHEADER	8/29/2018 vs. Colorado Springs (3-2 Loss & 7-0 Loss)
SHUT OUT IN BOTH GAMES OF A DOUBLEHEADER	6/2/2013 vs. Memphis (7-0 Loss, 5-0 Loss)
OPPOSING HITTER HAD A 3-HOMER GAME	Christian Encarnacion-Strand, 5/4/2023 vs. Louisville
OPPOSING HITTER HIT FOR THE A CYCLE	Matt McClain, 5/4/2023 vs. Louisville

THE LAST TIME AN OMAHA HITTER...

HAD 6 HITS IN ONE GAME	Matt Diaz, 7/27/2005 @ Portland
HAD 5 HITS IN ONE GAME	Dairon Blanco, 9/15/2022 @ Columbus
HAD 4 HITS IN ONE GAME	Drew Waters, 5/17/2023 vs. Toledo
HAD 3 HITS IN ONE GAME	Samad Taylor, 5/17/2023 vs. Toledo
HIT 3 HOME RUNS IN ONE GAME	Ryan McBroom, 6/13/2021 @ St. Paul
HIT 2 HOME RUNS IN ONE GAME	Freddy Fermin, 4/8/2023 @ Toledo
HIT 2 TRIPLES IN ONE GAME	Angel Franco, 5/6/2016 @ Iowa
HIT 4 DOUBLES IN ONE GAME	Jordan Parraz, 5/18/2010 @ Las Vegas
HIT 3 DOUBLES IN ONE GAME	Dairon Blanco, 9/15/2022 @ Columbus
HIT 2 DOUBLES IN ONE GAME	Samad Taylor and Jackson Rietz, 5/17/2023 vs. Toledo
HIT 2 SACRIFICE FLIES IN ONE GAME	Samad Taylor, 4/30/2023 @ Nashville
HIT A GRAND SLAM	Brent Rooker, 9/26/2022 @ St. Paul
HIT AN INSIDE-THE-PARK HOME RUN	Bobby Witt Jr., 9/8/2021 @ St. Paul
LED OFF A HOME GAME WITH A HOME RUN	Drew Waters, 8/3/2022 vs. St. Paul
LED OFF A ROAD GAME WITH A HOME RUN	Drew Waters, 8/16/2022 @ Louisville
HIT A PINCH-HIT HOME RUN	Elier Hernández, 5/22/2019 vs. Iowa
HIT A WALK-OFF HOME RUN	Nate Eaton, 5/31/2022 vs. Indianapolis
HIT A WALK-OFF GRAND SLAM	Jimmy Govern, 5/7/2022 vs. Columbus
HIT A WALK-OFF PINCH-HIT HOME RUN	Chad Santos, 8/23/2005 vs. New Orleans
HIT FOR THE CYCLE	Jimmy Paredes, 5/12/2014 vs. New Orleans
HAD 11 RBI IN ONE GAME	Mike Moustakas, 8/30/2010 vs. Round Rock
HAD 9 RBI IN ONE GAME	Brett Eibner, 4/9/2014 vs. Memphis
HAD 8 RBI IN ONE GAME	Jimmy Paredes, 5/12/2014 vs. New Orleans
HAD 7 RBI IN ONE GAME	Brett Hayes, 4/14/2013 vs. Nashville
HAD 6 RBI IN ONE GAME	Freddy Fermin, 4/8/2023 vs. Toledo
HAD 5 RBI IN ONE GAME	Jackson Rietz, 4/1/2023 @ Indianapolis
HAD 4 RBI IN ONE GAME	Nick Loftin, 5/5/2023 vs. Louisville
SCORED 5 RUNS IN ONE GAME	Brett Eibner, 5/12/2014 vs. New Orleans
SCORED 4 RUNS IN ONE GAME	Maikel García, 9/15/2022 @ Columbus
SCORED 3 RUNS IN ONE GAME	Samad Taylor and Clay Dungan, 5/17/2023 vs. Toledo
WALKED 4 TIMES IN ONE GAME	MJ Melendez, 8/22/202 vs. Columbus
WALKED 3 TIMES IN ONE GAME	Freddy Fermin, 4/30/2023 @ Nashville
STOLE 4 BASES IN ONE GAME	Samad Taylor, 5/4/2023 vs. Louisville
STOLE 3 BASES IN ONE GAME	Samad Taylor, 4/26/2023 @ Nashville
STOLE 2 BASES IN ONE GAME	Dairon Blanco, 5/13/2023 vs. Louisville
STRUCK OUT 5 TIMES IN ONE GAME	Drew Waters, 8/10/2022 @ Toledo
STRUCK OUT 4 TIMES IN ONE GAME	Brewer Hicklen, 9/16/2022 @ Columbus
STRUCK OUT 3 TIMES IN ONE GAME	Logan Porter, 5/7/2023 vs. Louisville
REACHED BASE 5 TIMES IN ONE GAME	Nicky Lopez, 7/27/2018 @ Fresno
REACHED BASE 6 TIMES IN ONE GAME	Dairon Blanco, 9/15/2022 @ Columbus
REACHED BASE 4 TIMES IN ONE GAME	Waters, Taylor and Dungan, 5/17/2023 vs. Toledo
REACHED BASE IN EVERY TRIP TO THE PLATE (6 PA)	Brett Eibner, 4/9/2014 vs. Memphis
REACHED BASE IN EVERY TRIP TO THE PLATE (5 PA)	Drew Waters, 7/27/2022 @ Syracuse
REACHED BASE IN EVERY TRIP TO THE PLATE (4 PA)	Dairon Blanco, 5/13/2023 @ Scranton/Wilkes-Barre
HAD 2 HOME RUNS IN THE SAME INNING	Brett Eibner: 5th Inning, 5/12/2015 vs. Memphis
HAD 2 DOUBLES IN THE SAME INNING	Clay Dungan: 6th Inning, 6/26/2022 vs. Columbus
HAD 2 HITS IN THE SAME INNING	Drew Waters: 1st Inning, 5/17/2023 vs. Toledo
REACHED 2 TIMES IN THE SAME INNING	Drew Waters: 1st Inning, 5/17/2023 vs. Toledo
SCORED 2 RUNS IN THE SAME INNING	Brewer Hicklen: 6th Inning, 8/26/2022 vs. Scranton/WB
HIT HOME RUNS IN 6 STRAIGHT GAMES	Steve Sisco, June 13 to June 21, 1998
HIT HOME RUNS IN 5 STRAIGHT GAMES	Cory Aldridge, July 27 to August 8, 2009
HIT HOME RUNS IN 4 STRAIGHT GAMES	Nick Pratto, August 19 to August 22, 2021
HIT HOME RUNS IN 3 STRAIGHT GAMES	Brent Rooker, September 23 to September 26, 2022
HIT HOME RUNS IN BACK-TO-BACK GAMES	Brewer Hicklen, May 14 and May 19, 2023
HIT HOME RUNS IN BOTH GAMES OF A DOUBLEHEADER	Nick Pratto, 4/7/2022 @ Indianapolis
HIT HOME RUNS FROM BOTH SIDES OF THE PLATE, GAME	Tim Raines Jr., 8/20/2009 @ Tacoma
HIT HOME RUN IN FIRST OMAHA AT-BAT	Jackson Rietz, 8/28/2022 vs. Scranton/WB [G1]
HAD 2+ HITS IN 7 STRAIGHT GAMES	Johnny Giavotella, August 3 to August 14, 2014
HAD 2+ HITS IN 6 STRAIGHT GAMES	Dairon Blanco, September 10 to September 17, 2022
HAD 2+ HITS IN 5 STRAIGHT GAMES	MJ Melendez, September 25 to October 2, 2021
HAD A 20+ GAME HITTING STREAK	Frank Schwindel, 20 Games: July 22 to August 13, 2018
HAD A 18+ GAME HITTING STREAK	Frank Schwindel, 20 Games: July 22 to August 13, 2018
HAD A 16+ GAME HITTING STREAK	Frank Schwindel, 20 Games: July 22 to August 13, 2018
HAD A 14+ GAME HITTING STREAK	Dairon Blanco, 15 Games: May 15 to July 10, 2022
HAD A 12+ GAME HITTING STREAK	Dairon Blanco, 15 Games: May 15 to July 10, 2022
HAD A 40+ GAME REACHED BASE STREAK	Shane Costa, 46 Games: April 14 to August 8, 2007
HAD A 30+ GAME REACHED BASE STREAK	Alex Gordon, 39 Games: May 9 to June 19, 2010
HAD A 30+ GAME REACHED BASE STREAK	Freddy Fermin, 33 Games: August 3 to September 15, 2022
HAD A 25+ GAME REACHED BASE STREAK	Freddy Fermin, 33 Games: August 3 to September 15, 2022
HAD A 20+ GAME REACHED BASE STREAK	Freddy Fermin, 33 Games: August 3 to September 15, 2022
THREW A 1-HITTER (9 INNINGS)	Luis Mendoza, 7/18/2011 @ Memphis
THREW A 1-HITTER (7 INNINGS)	Jeff Suppan, 6/21/2011 @ Nashville
THREW A 2-HITTER (9 INNINGS)	Arnaldo Hernandez, 7/21/2018 vs. Round Rock [G1]
THREW A 2-HITTER (7 INNINGS)	
THREW A 9-INNING COMPLETE GAME SHUTOUT	Luis Mendoza, 7/18/2011 @ Memphis
THREW A 7-INNING COMPLETE GAME SHUTOUT	Jake Kalish, 7/2/2018 vs. Nashville [G1]
THREW A 5-INNING COMPLETE GAME SHUTOUT	Anthony Lerew, 8/31/2010 vs. Round Rock
THREW A 9-INNING COMPLETE GAME	Arnaldo Hernandez, 5/15/2018 vs. Oklahoma City
THREW AN 8-INNING COMPLETE GAME	John Lannan, 6/16/2016 @ Oklahoma City
THREW A 7-INNING COMPLETE GAME	Austin Cox, 8/28/2022 vs. Scranton/WB [G1]
THREW A 6-INNING COMPLETE GAME	Matt Wright, 8/8/2008 @ Nashville [G2]
THREW A 5-INNING COMPLETE GAME	Trevor Oaks, 6/6/2018 vs. Salt Lake
STRUCK OUT 12 IN A GAME	Jakob Junis, 5/26/2017 @ Nashville
STRUCK OUT 11 IN A GAME	John Lamb, 7/9/2014 vs. Iowa
STRUCK OUT 10 IN A GAME	Jackson Kowar, 7/3/2021 @ St. Paul
WALKED 7 IN A GAME	Josh Staumont, 5/24/2017 @ Nashville
WALKED 6 IN A GAME	Drew Parrish, 6/22/2022 vs. Columbus
WALKED 5 IN A GAME	Drew Parrish, 9/16/2022 @ Columbus
ALLOWED 6 HOME RUNS IN A GAME	Matt Wright, 8/18/2007 vs. Albuquerque
ALLOWED 5 HOME RUNS IN A GAME	Drew Parrish, 5/4/2023 vs. Louisville
ALLOWED 4 HOME RUNS IN A GAME	Jake Kalish, 9/24/2021 vs. Indianapolis
ALLOWED 3 HOME RUNS IN A GAME	Marcelo Martínez, 5/3/2023 vs. Louisville
ALLOWED 2 HOME RUNS IN A GAME	Daniel Lynch, 5/17/2023 vs. Toledo
THREW 120+ PITCHES IN A GAME	Brett Tomko, 5/8/2014 @ Round Rock (127)
THREW 115+ PITCHES IN A GAME	Luke Farrell, 6/8/2017 vs. Nashville (116)
THREW 110+ PITCHES IN A GAME	Christian Binford, 9/3/2017 vs. Iowa (110)
THREW 100+ PITCHES IN A GAME	Jonathan Heasley, 4/25/2023 @ Nashville (104)
THREW 95+ PITCHES IN A GAME	Austin Cox, 4/27/2023 @ Nashville (99)
THREW 90+ PITCHES IN A GAME	Max Castillo, 5/5/2023 vs. Louisville (91)
WON HIS OMAHA DEBUT	Alec Marsh, 9/23/2022 vs. Iowa
THREW A AN IMMACULATE INNING	Anthony Swarzak, 6/3/2021 vs. Iowa

														STORM CHASERS				OPPONENT			
GM #	MARCH	OPPONENT	SCORE	RECORD	STANDINGS	WIN	LOSS	SAVE	TEMP.	1ST PITCH	TIME	ATT.	HOME ATT.	R	H	E	LO	R	H	E	LO
1.	3/31	@ Indianapolis	W, 8-6	1-0	1st +0.5	C. Snider (1-0)	Y. De Los Santos (0-1)	J. Staumont (1)	66°	7:05 PM	2:54	8,095		8	12	0	14	6	11	2	7
														STORM CHASERS				OPPONENT			
GM #	APRIL	OPPONENT	SCORE	RECORD	STANDINGS	WIN	LOSS	SAVE	TEMP.	1ST PITCH	TIME	ATT.	HOME ATT.	R	H	E	LO	R	H	E	LO
2.	4/1	@ Indianapolis	W, 12-1	2-0	1st +1.0	D. Parrish (1-0)	C. Smith (0-1)	-	42°	1:37 PM	2:26	4,012		12	16	0	11	1	5	2	3
3.	4/2	@ Indianapolis	W, 8-3	3-0	1st +1.0	J. Kowar (1-0)	D. Zamora (0-1)	-	49°	1:36 PM	2:53	4,240		8	12	0	9	3	11	2	10
4.	4/4	TOLEDO	L, 9-2	3-1	2nd -0.5	B. White (1-0)	M. Castillo (0-1)	-	55°	6:42 PM	2:27	3,200	3,200	2	6	0	6	9	12	0	5
5.	4/5	TOLEDO	L, 7-6	3-2	2nd -1.0	T. Holton (1-0)	R. Weiss (0-1)	M. Díaz (2)	35°	12:07 PM	2:40	1,405	4,605	6	8	2	6	7	12	1	9
6.	4/6	TOLEDO	L, 8-5	3-3	3rd -2.0	J. Fry (1-0)	J. Kowar (1-1)	M. Del Pozo (1)	45°	12:06 PM	2:48	1,607	6,212	5	7	1	4	8	10	2	9
7.	4/7	TOLEDO	W, 9-4	4-3	2nd -1.0	J. Heasley (1-0)	R. Olson (0-2)	-	70°	6:35 PM	2:35	1,968	8,180	9	12	0	6	4	9	0	11
8.	4/8	TOLEDO	W, 13-8	5-3	2nd -0.5	M. Martinez (1-0)	M. Lorenzen (0-1)	-	71°	2:05 PM	2:49	2,070	10,250	13	12	3	4	8	13	0	12
9.	4/9	TOLEDO	L, 8-2	5-4	2nd -1.5	T. Holton (2-0)	M. Castillo (0-2)	-	73°	2:11 PM	2:57	2,119	12,369	2	6	3	12	8	13	0	11
10.	4/11	@ Iowa	L, 9-6	5-5	5th -2.5	R. Elias (1-0)	M. Mayers (0-1)	M. Rodriguez (1)	79°	6:38 PM	2:34	3,557		6	10	0	6	9	7	1	6
11.	4/12	@ Iowa	W, 10-6	6-5	5th -1.5	J. Kowar (2-0)	R. Thompson (0-1)	-	77°	12:09 PM	2:26	4,085		10	12	0	5	6	8	0	4
12.	4/13	@ Iowa	L, 14-1	6-6	6th -2.5	N. Neidert (1-1)	J. Heasley (1-1)	-	81°	6:38 PM	2:18	3,647		1	6	1	4	14	15	0	8
13.	4/14	@ Iowa	W, 11-8	7-6	6th -2.0	C. Snider (2-0)	M. Rodriguez (1-1)	N. Wittgren (1)	79°	7:09 PM	3:16	6,257		11	11	2	10	8	11	3	10
	4/15	@ Iowa	PPD/Rain (To be made up April 16)																		
14.	4/16 G1	@ Iowa	Cancelled/Snow																		
15.	4/16 G2	@ Iowa	Cancelled/Snow																		
14.	4/18	GWINNETT	L, 4-1	7-7	5th -3.0	T. Tice (2-0)	J. Kowar (2-2)	Y. Rios (1)	70°	6:39 PM	2:24	1,703	14,072	1	7	1	8	4	6	0	8
15.	4/19	GWINNETT	L, 6-2	7-8	5th -4.0	B. Burrows (1-0)	J. Heasley (1-2)	-	70°	12:05 PM	2:15	6,641	20,713	2	6	0	5	6	10	0	3
16.	4/20	GWINNETT	L, 9-3	7-9	6th -4.5	B. Moran (1-0)	M. Castillo (0-3)	-	56°	6:37 PM	2:47	2,026	22,739	3	3	1	10	9	10	1	5
17.	4/21	GWINNETT	L, 7-3	7-10	7th -6.0	A. Winans (1-2)	E. Sisk (0-1)	-	44°	6:36 PM	3:01	2,041	24,780	3	9	2	9	7	11	0	8
18.	4/22	GWINNETT	L, 5-2	7-11	6th -7.0	D. Dodd (1-0)	A. Núñez (0-1)	Y. Rios (2)	42°	2:06 PM	2:27	3,025	27,805	2	4	1	2	5	10	0	10
19.	4/23	GWINNETT	W, 5-3	8-11	6th -6.0	M. Mayers (1-1)	N. Kingham (0-3)	N. Wittgren (2)	49°	2:06 PM	2:23	2,046	29,851	5	12	3	6	3	8	0	9
20.	4/25	@ Nashville	L, 8-3	8-12	6th -7.0	R. Gasser (1-0)	J. Heasley (1-3)	-	67°	6:39 PM	2:14	4,127		3	5	1	3	8	11	0	6
21.	4/26	@ Nashville	L, 5-0	8-13	7th -8.0	C. Boushley (1-1)	M. Castillo (0-4)	-	68°	6:37 PM	2:27	5,455		0	4	0	5	5	11	1	8
22.	4/27	@ Nashville	W, 2-1	9-13	7th -7.0	A. Cox (1-0)	J. Junk (2-1)	N. Wittgren (3)	61°	7:19 PM	2:28 (:44)	3,507		2	8	0	7	1	6	1	8
23.	4/28	@ Nashville	L, 4-3	9-14	7th -7.0	J. Bukauskas (1-0)	J. Dye (0-1)	-	69°	6:37 PM	2:26	6,707		3	5	1	3	4	7	1	4
24.	4/29	@ Nashville	L, 6-5 (10)	9-15	8th -8.0	L. Erceg (3-0)	E. Sisk (0-2)	-	70°	6:39 PM	2:58	9,833		5	8	0	6	6	13	1	15
25.	4/30	@ Nashville	W, 10-6	10-15	7th -7.0	A. Núñez (1-1)	J. Bukauskas (1-1)	-	61°	3:08 PM	3:00 (1:03)	9,469		10	11	1	9	6	9	3	9
APRIL Hitting Results: .250/.337/.441 (200-for-799), 49 2B, 2 3B, 33 HR, 124 R, 99 BB, 38 SB // APRIL Pitching Results: 9-15, 5.65 ERA (133 ER in 212.0 IP), 3/7 SV, 238 H, 30 HR, 104 BB, 198 K, 1.61 WHIP, .284 AVG														STORM CHASERS				OPPONENT			
GM #	MAY	OPPONENT	SCORE	RECORD	STANDINGS	WIN	LOSS	SAVE	TEMP.	1ST PITCH	TIME	ATT.	HOME ATT.	R	H	E	LO	R	H	E	LO
26.	5/2	LOUISVILLE	L, 10-4	10-16	8th -8.0	A. Abbott (1-0)	M. Castillo (0-5)	-	57°	12:06 PM	2:57	2,024	31,875	4	6	0	10	10	14	2	8
27.	5/3	LOUISVILLE	L, 7-4	10-17	10th -9.0	B. Lively (4-0)	M. Martinez (1-1)	-	60°	11:07 AM	2:20	3,364	35,239	4	10	1	5	7	11	0	7
28.	5/4	LOUISVILLE	L, 12-10	10-18	10th -9.0	R. Wynne (1-1)	D. Parrish (1-1)	-	77°	6:36 PM	2:45	3,333	38,572	10	11	1	9	12	13	4	4
29.	5/5	LOUISVILLE	W, 6-2	11-18	10th -8.0	M. Mayers (2-1)	B. Williamson (1-4)	J. Kowar (1)	63°	6:36 PM	2:14	5,735	44,307	6	5	0	3	2	7	1	7
30.	5/6	LOUISVILLE	W, 11-9	12-18	8th -7.5	E. Sisk (1-2)	J. Kuhnel (0-1)	J. Cuas (1)	78°	6:37 PM	2:57	3,872	48,179	11	12	0	8	9	13	1	6
31.	5/7	LOUISVILLE	L, 4-3	12-19	9th -7.0	Z. Brown (1-1)	B. Kriske (0-1)	A. Busenitz (3)	82°	2:07 PM	2:46	2,469	50,648	3	8	0	7	4	6	0	8
32.	5/9	@ Scranton/WB	L, 14-2	12-20	9th -8.0	M. Spence (3-2)	D. Parrish (1-2)	-	68°	6:06 PM	2:20	3,053		2	4	1	2	14	18	1	7
33.	5/10	@ Scranton/WB	L, 4-3	12-21	10th -8.5	A. McGarity (3-0)	D. Coleman (0-1)	-	60°	11:05 AM	2:41	5,829		3	5	0	9	4	4	1	6
34.	5/11	@ Scranton/WB	W, 4-3 (11)	13-21	9th -8.5	A. Núñez (2-1)	D. Snelten (0-2)	-	76°	6:37 PM	3:02	3,691		4	4	0	6	3	8	2	10
35.	5/12	@ Scranton/WB	W, 3-2	14-21	9th -8.5	D. Lynch (1-0)	R. Vásquez (0-5)	N. Wittgren (4)	79°	6:35 PM	2:22	4,142		3	8	0	5	2	4	1	6
36.	5/13	@ Scranton/WB	L, 8-6	14-22	10th -9.0	A. McGarity (4-0)	B. Kriske (0-2)	-	76°	4:05 PM	2:32	5,027		6	14	0	6	8	10	0	5
37.	5/14	@ Scranton/WB	W, 6-3	15-22	9th -8.0	J. Dipoto (1-0)	D. Snelten (0-3)	N. Wittgren (5)	75°	1:06 PM	3:02	3,058		6	7	0	6	3	9	1	11
38.	5/16	TOLEDO	L, 9-2	15-23	10th -8.0	H. Hembree (4-1)	J. Heasley (1-4)	-	77°	6:36 PM	2:45	2,001	52,649	2	9	1	15	9	12	0	6
39.	5/17	TOLEDO	W, 16-8	16-23	10th -7.5	W. Pennington (1-0)	Z. Logue (1-3)	-	83°	6:37 PM	2:54	2,218	54,867	16	18	0	8	8	14	2	3
40.	5/18	TOLEDO	W, 9-0	17-23	10th -6.5	A. Cox (2-0)	B. Hanifee (0-3)	-	78°	6:37 PM	2:31	3,529	58,396	9	14	0	8	0	3	0	6
41.	5/19	TOLEDO																			
42.	5/20	TOLEDO																			
43.	5/21	TOLEDO																			
44.	5/23	@ St. Paul																			
45.	5/24	@ St. Paul																			
46.	5/25	@ St. Paul																			
47.	5/26	@ St. Paul																			
48.	5/27	@ St. Paul																			
49.	5/28	@ St. Paul																			
50.	5/30	MEMPHIS																			
51.	5/31	MEMPHIS																			
MAY Hitting Results: // MAY Pitching Results:														STORM CHASERS				OPPONENT			
GM #	JUNE	OPPONENT	SCORE	RECORD	STANDINGS	WIN	LOSS	SAVE	TEMP.	1ST PITCH	TIME	ATT.	HOME ATT.	R	H	E	LO	R	H	E	LO
52.	6/1	MEMPHIS																			
53.	6/2	MEMPHIS																			
54.	6/3	MEMPHIS																			
55.	6/4	MEMPHIS																			
56.	6/6	@ Indianapolis																			
57.	6/7	@ Indianapolis																			
58.	6/8	@ Indianapolis																			
59.	6/9	@ Indianapolis																			
60.	6/10	@ Indianapolis																			
61.	6/11	@ Indianapolis																			
62.	6/13	COLUMBUS																			
63.	6/14	COLUMBUS																			
64.	6/15	COLUMBUS																			
65.	6/16	COLUMBUS																			
66.	6/17	COLUMBUS																			
67.	6/18	COLUMBUS																			
68.	6/20	@ Rochester																			

[illegible]

JUNE Hitting Results: TBD// JUNE Pitching Results: TBD

[illegible]**JULY Hitting Results: TBD // JULY Pitching Results: TBD**[illegible]

AUGUST Hitting Results: TBD // AUGUST Pitching Results: TBD

[illegible]

SEPTEMBER Hitting Results: TBD // SEPTEMBER Pitching Results: TBD
2ND HALF Hitting Results: TBD // 2ND HALF Pitching Results: TBD

LF

Tucker Bradley, 20 (9-11)
Dairon Blanco, 7 (4-3)
Brewer Hicklen, 5 (1-4)
Nick Pratto, 3 (1-2)
Samad Taylor, 2 (1-1)
Franmil Reyes, 1 (1-0)
Tyler Gentry, 1 (0-1)

CF

Dairon Blanco, 18 (9-9)
Samad Taylor, 10 (2-8)
Drew Waters, 7 (4-3)
Nate Eaton, 4 (2-2)
Brewer Hicklen, 1 (0-1)

RF

Tyler Gentry, 33 (14-19)
CJ Alexander, 4 (1-3)
Dairon Blanco, 2 (2-0)
Nate Eaton, 1 (0-1)

SS

Angelo Castellano, 22 (6-16)
Maikel Garcia, 14 (8-6)
Clay Dungan, 3 (2-1)
Nicky Lopez, 1 (1-0)

2B

Samad Taylor, 26 (13-13)
Nick Loftin, 7 (1-6)
Angelo Castellano, 4 (2-2)
Clay Dungan, 2 (1-1)
Nicky Lopez, 1 (0-1)

SP

Jonathan Heasley, 8 (4-4)
Mike Mayers, 8 (3-5)
Drew Parrish, 7 (3-4)
Austin Cox, 6 (4-2)
Max Castillo, 5 (0-5)
Daniel Lynch, 3 (2-1)
Daniel Mengden, 1 (1-0)
Jackson Kowar, 1 (0-1)
Marcelo Martinez, 1 (0-1)

3B

Nick Loftin, 26 (13-13)
Maikel Garcia, 10 (2-8)
Angelo Castellano, 2 (1-1)
Clay Dungan, 1 (1-0)
Nate Eaton, 1 (0-1)

1B

CJ Alexander, 16 (7-9)
Nick Pratto, 15 (6-9)
Logan Porter, 9 (4-5)

DH

CJ Alexander, 8 (5-3)
Brewer Hicklen, 7 (4-3)
Tyler Gentry, 4 (2-2)
Logan Porter, 4 (1-3)
Dairon Blanco, 3 (1-2)
Jakson Reetz, 3 (1-2)
Franmil Reyes, 3 (1-2)
Tucker Bradley, 2 (2-0)
Freddy Fermin, 2 (0-2)
Nick Loftin, 2 (0-2)
Johan Camargo, 1 (0-1)
Samad Taylor, 1 (0-1)

C

Logan Porter, 16 (5-11)
Freddy Fermin, 12 (6-6)
Jakson Reetz, 12 (6-6)

1	2	3	4	5	6	7	8	9
Samad Taylor, 32 (12-20) Drew Waters, 7 (4-3) Dairon Blanco, 1 (1-0)	Maikel Garcia, 24 (10-14) Nick Loftin, 6 (3-3) Samad Taylor, 5 (3-2) Nicky Lopez, 2 (1-1) Nate Eaton, 2 (0-2) CJ Alexander, 1 (0-1)	Tyler Gentry, 32 (12-20) Nick Pratto, 4 (3-1) Samad Taylor, 2 (1-1) Nick Loftin, 1 (0-1) Nate Eaton, 1 (0-1)	Nick Pratto, 14 (5-9) Logan Porter, 11 (3-8) Tyler Gentry, 6 (4-2) Franmil Reyes, 4 (2-2) CJ Alexander, 3 (2-1) Freddy Fermin, 1 (1-0) Nick Loftin, 1 (0-1)	Nick Loftin, 24 (8-16) CJ Alexander, 5 (5-0) Logan Porter, 4 (2-2) Jakson Reetz, 2 (2-0) Johan Camargo, 1 (0-1) Nate Eaton, 1 (0-1) Freddy Fermin, 1 (0-1) Brewer Hicklen, 1 (0-1) Nick Pratto, 1 (0-1)	CJ Alexander, 14 (5-9) Logan Porter, 9 (2-7) Jakson Reetz, 6 (1-5) Brewer Hicklen, 4 (3-1) Nick Loftin, 3 (2-1) Freddy Fermin, 2 (2-0) Tucker Bradley, 1 (1-0) Nate Eaton, 1 (1-0)	Dairon Blanco, 12 (6-6) Freddy Fermin, 10 (3-7) Jakson Reetz, 5 (3-2) Brewer Hicklen, 5 (0-5) Logan Porter, 4 (2-2) CJ Alexander, 2 (1-1) Tucker Bradley, 1 (1-0) Nate Eaton, 1 (1-0)	Dairon Blanco, 16 (8-8) Tucker Bradley, 10 (4-6) Brewer Hicklen, 4 (2-2) Clay Dungan, 3 (2-1) CJ Alexander, 3 (0-3) Jakson Reetz, 2 (1-1) Angelo Castellano, 2 (0-2)	Angelo Castellano, 26 (9-17) Tucker Bradley, 9 (4-5) Clay Dungan, 3 (2-1) Dairon Blanco, 2 (2-0)

PLAYER	GS	POSITION										BATTING ORDER								
		C	1B	2B	3B	SS	LF	CF	RF	OF	DH	1ST	2ND	3RD	4TH	5TH	6TH	7TH	8TH	9TH
Samad Taylor	39			26			2	10		12	1	32	5	2						
Tyler Gentry	38					1			33	34	4			32	6					
Nick Loftin	35			7	26						2		6	1	1	24	3			
Dairon Blanco	30						7	18	2	27	3	1						12	15	2
Logan Porter	29	16	9								4				12	4	9	4		
Angelo Castellano	28			4	2	22													2	26
CJ Alexander	28		16						4	4	8		1		3	5	14	2	3	
Maikel Garcia	24				10	14							24							
Tucker Bradley	22						20			20	2						1	1	11	9
Nick Pratto	18		15				3			3			4	13	1					
Jakson Reetz	15	12									3					2	6	5	2	
Freddy Fermin	14	12									2				1	1	2	10		
Brewer Hicklen	14						6	1		7	7					1	4	5	4	
Drew Waters	7							7		7		7								
Nate Eaton	6				1			4	1	5			2	1		1	1	1		
Clay Dungan	6			2	1	3													3	3
Franmil Reyes	4						1			1	3				4					
Nicky Lopez	2			1		1							2							
Johan Camargo	1										1					1				

OF LINEUP COMBOS

40 Games

39 Unique Lineup Combinations Used

MOST USED LINEUP (2x)

PLAYER	Pos.
1. Samad Taylor	2B
2. Maikel Garcia	SS
3. Nick Pratto	1B
4. Tyler Gentry	RF
5. Nick Loftin	3B
6. CJ Alexander	DH
7. Freddy Fermin	C
8. Dairon Blanco	CF
9. Tucker Bradley	LF

STORM CHASERS POSITION PRODUCTION

	AVG	AB	H	TB	2B	3B	HR	RBI	BB	SO	OBP	SLG	OPS	SAC	SF	HBP	GIDP
C	.288	146	42	78	12	0	8	26	18	40	.373	.534	.907	0	0	2	4
1B	.206	155	32	72	6	2	10	22	14	48	.270	.465	.735	0	4	1	4
2B	.252	159	40	60	7	2	3	23	17	33	.331	.377	.708	0	2	3	2
3B	.274	157	43	73	9	0	7	31	18	21	.348	.465	.813	0	2	1	7
SS	.255	145	37	62	10	0	5	29	17	37	.329	.428	.757	0	2	0	0
LF	.208	130	27	45	7	1	3	15	27	38	.362	.346	.708	0	1	5	4
CF	.291	151	44	65	10	1	3	12	20	36	.386	.430	.816	1	1	4	8
RF	.236	157	37	58	10	1	3	20	20	39	.335	.369	.704	0	3	5	3
DH	.297	148	44	79	11	0	8	27	18	46	.381	.534	.915	1	0	2	2

STORM CHASERS BATTING ORDER PRODUCTION

	AVG	AB	H	TB	2B	3B	HR	RBI	BB	SO	OBP	SLG	OPS	SAC	SF	HBP	GIDP
1st	.287	167	48	70	9	2	3	23	20	35	.361	.419	.780	0	3	1	5
2nd	.239	163	39	61	13	0	3	28	22	38	.330	.374	.704	0	2	1	3
3rd	.232	155	36	57	8	2	3	23	23	39	.351	.368	.719	0	3	7	3
4th	.240	154	37	73	7	1	9	22	19	45	.318	.474	.792	0	5	1	7
5th	.263	160	42	77	8	0	9	27	11	37	.316	.481	.797	0	1	2	7
6th	.281	153	43	90	14	0	11	26	12	40	.337	.588	.925	0	0	1	2
7th	.229	140	32	54	8	1	4	21	17	36	.329	.386	.715	1	0	4	3
8th	.279	122	34	49	9	0	2	11	31	37	.447	.402	.849	1	0	6	2
9th	.257	140	36	63	7	1	6	26	14	34	.323	.450	.773	0	1	0	2

OUTFIELD ASSIST LOG

#	OUTFIELDER	Pos.	GAME	INNING	BASE	PITCHER	BATTER	RUNNER OUT	PLAY
1.	Tucker Bradley	LF	4/4 vs. Toledo	▲ 6	3rd	Brooks Kriske	Akil Baddoo	Akil Baddoo	Baddoo 3-RBI double, out at 3rd (7-6-5)
2.	Tyler Gentry	RF	4/14 @ Iowa	▼ 5	Home	Andrés Núñez	Matt Mervis	Christopher Morel	Mervis double, Morel out at home (9-4-2)
3.	Dairon Blanco	CF	4/19 vs. Gwinnett	▲ 3	2nd	Jonathan Heasley	Hendrik Clementina	Hendrik Clementina	Clementina RBI single, out at 2nd (8-4)
4.	Samad Taylor	CF	4/26 @ Nashville	▼ 5	2nd	Max Castillo	Andruw Monasterio	Andruw Monasterio	Monasterio single, out at 2nd (8-5-3-5)
5.	Nate Eaton	CF	4/27 @ Nashville	▼ 1	Home	Austin Cox	Keston Hiura	Andruw Monasterio	Hiura single, Monasterio out at home (8-2)
6.	Dairon Blanco	LF	4/28 @ Nashville	▼ 8	2nd	Jackson Kowar	Keston Hiura	Keston Hiura	Hiura 2-RBI single, out at 2nd (7-2-4)
7.	Brewer Hicklen	LF	5/2 vs. Louisville	▲ 5	2nd	Max Castillo	Matt McLain	Matt McLain	McLain 2-RBI single, out at 2nd (7-5-4-3-5)
8.	Dairon Blanco	CF	5/5 vs. Louisville	▲ 4	Home	Mike Mayers	Nick Martini	Will Benson	Martini flies out to CF, Benson out at home (8-2)
9.	Franmil Reyes	RF	5/6 vs. Louisville	▲ 6	2nd	Collin Snider	Matt McLain	Matt McLain	McLain RBI double, out at 2nd (7-6-4-5)
10.	Tyler Gentry	RF	5/11 @ Scranton/WB	▼ 9	Home	Nick Wittgren	Billy McKinney	Michael Hermosillo	McKinney RBI single, Hermosillo out at home (9-5-2)

OUTFIELD ASSISTS (10)

DAIRON BLANCO (3)	LF	1
	CF	2
TUCKER BRADLEY (1)	LF	1
NATE EATON (1)	CF	1
TYLER GENTRY (2)	RF	2
BREWER HICKLEN (1)	LF	1
FRANMIL REYES (1)	LF	1
SAMAD TAYLOR (1)	CF	1

DATE	OPPONENT	RESULT	SP	C	1B	2B	3B	SS	LF	CF	RF	DH
3/31	@ Indianapolis	W, 8-6	Mike Mayers	Freddy Fermin	Nick Pratto	Samad Taylor	Nick Loftin	Maikel Garcia	Tucker Bradley	Dairon Blanco	Tyler Gentry	CJ Alexander
4/1	@ Indianapolis	W, 12-1	Austin Cox	Logan Porter	Nick Pratto	Angelo Castellano	Nick Loftin	Maikel Garcia	Dairon Blanco	Samad Taylor	Tyler Gentry	Jakson Reetz
4/2	TOLEDO	W, 8-3	Jonathan Heasley	Freddy Fermin	Nick Pratto	Samad Taylor	Nick Loftin	Maikel Garcia	Tucker Bradley	Dairon Blanco	Tyler Gentry	CJ Alexander
4/4	TOLEDO	L, 9-2	Max Castillo	Freddy Fermin	Nick Pratto	Samad Taylor	Nick Loftin	Maikel Garcia	Tucker Bradley	Dairon Blanco	Tyler Gentry	CJ Alexander
4/5	TOLEDO	L, 9-5	Mike Mayers	Jakson Reetz	Logan Porter	Angelo Castellano	Nick Loftin	Maikel Garcia	Dairon Blanco	Samad Taylor	Tyler Gentry	Freddy Fermin
4/6	TOLEDO	L, 6-5	Jackson Kowar	Freddy Fermin	CJ Alexander	Samad Taylor	Nick Loftin	Maikel Garcia	Tucker Bradley	Dairon Blanco	Tyler Gentry	Logan Porter
4/7	TOLEDO	W, 9-4	Jonathan Heasley	Freddy Fermin	Logan Porter	Samad Taylor	Angelo Castellano	Maikel Garcia	Tucker Bradley	Dairon Blanco	Tyler Gentry	CJ Alexander
4/8	TOLEDO	W, 13-8	Drew Parrish	Freddy Fermin	Nick Pratto	Samad Taylor	Angelo Castellano	Angelo Castellano	Tucker Bradley	Dairon Blanco	Tyler Gentry	CJ Alexander
4/9	TOLEDO	L, 6-2	Max Castillo	Logan Porter	Nick Pratto	Samad Taylor	Angelo Castellano	Maikel Garcia	Tyler Gentry	Dairon Blanco	CJ Alexander	Jakson Reetz
4/11	@ Iowa	W, 9-6	Mike Mayers	Freddy Fermin	Nick Pratto	Samad Taylor	Nick Loftin	Maikel Garcia	Tucker Bradley	Dairon Blanco	Tyler Gentry	Logan Porter
4/12	@ Iowa	W, 10-6	Austin Cox	Logan Porter	Nick Pratto	Samad Taylor	Nick Loftin	Maikel Garcia	Tucker Bradley	Dairon Blanco	Tyler Gentry	CJ Alexander
4/13	@ Iowa	W, 14-1	Jonathan Heasley	Freddy Fermin	Nick Pratto	Angelo Castellano	Nick Loftin	Maikel Garcia	Tucker Bradley	Samad Taylor	CJ Alexander	Tyler Gentry
4/14	@ Iowa	W, 11-8	Drew Parrish	Freddy Fermin	CJ Alexander	Angelo Castellano	Nick Loftin	Maikel Garcia	Dairon Blanco	Samad Taylor	Tyler Gentry	Logan Porter
4/15	@ Iowa	Cancelled										
4/16 G1	@ Iowa	Cancelled/snow										
4/16 G2	@ Iowa	Cancelled/snow										
4/18	GWINNETT	L, 6-3	Mike Mayers	Freddy Fermin	Logan Porter	Nick Loftin	Maikel Garcia	Angelo Castellano	Nick Pratto	Samad Taylor	CJ Alexander	Tyler Gentry
4/19	GWINNETT	L, 6-2	Jonathan Heasley	Logan Porter	Nick Pratto	Samad Taylor	Nick Loftin	Angelo Castellano	Tucker Bradley	Dairon Blanco	Tyler Gentry	Jakson Reetz
4/20	GWINNETT	L, 7-3	Max Castillo	Freddy Fermin	Nick Pratto	Samad Taylor	Maikel Garcia	Angelo Castellano	Dairon Blanco	Samad Taylor	Tyler Gentry	Logan Porter
4/21	GWINNETT	L, 7-3	Austin Cox	Jakson Reetz	Nick Pratto	Nick Loftin	Maikel Garcia	Angelo Castellano	Tucker Bradley	Samad Taylor	Tyler Gentry	CJ Alexander
4/22	GWINNETT	L, 7-2	Drew Parrish	Logan Porter	CJ Alexander	Samad Taylor	Maikel Garcia	Angelo Castellano	Nick Pratto	Dairon Blanco	Tyler Gentry	Nick Loftin
4/23	GWINNETT	W, 5-3	Mike Mayers	Jakson Reetz	Nick Pratto	Samad Taylor	Maikel Garcia	Angelo Castellano	Tucker Bradley	Dairon Blanco	Tyler Gentry	CJ Alexander
4/25	@ Nashville	L, 3-3	Jonathan Heasley	Logan Porter	Nick Pratto	Nick Loftin	Maikel Garcia	Angelo Castellano	Tucker Bradley	Samad Taylor	Tyler Gentry	Dairon Blanco
4/26	@ Nashville	L, 5-0	Max Castillo	Jakson Reetz	CJ Alexander	Nick Loftin	Maikel Garcia	Angelo Castellano	Brewer Hicklen	Samad Taylor	Tyler Gentry	CJ Alexander
4/27	@ Nashville	W, 2-1	Austin Cox	Jakson Reetz	CJ Alexander	Samad Taylor	Nick Loftin	Maikel Garcia	Nick Pratto	Nate Eaton	Dairon Blanco	Tyler Gentry
4/28	@ Nashville	L, 4-3	Drew Parrish	Logan Porter	CJ Alexander	Samad Taylor	Maikel Garcia	Angelo Castellano	Dairon Blanco	Nate Eaton	Tyler Gentry	Brewer Hicklen
4/29	@ Nashville	L, 6-5 (10)	Mike Mayers	Jakson Reetz	CJ Alexander	Nick Loftin	Maikel Garcia	Angelo Castellano	Tucker Bradley	Samad Taylor	Nate Eaton	Freddy Fermin
4/30	@ Nashville	W, 10-6	Jonathan Heasley	Freddy Fermin	Logan Porter	Samad Taylor	Nick Loftin	Maikel Garcia	Tucker Bradley	Nate Eaton	Tyler Gentry	Brewer Hicklen
5/1	LOUISVILLE	W, 6-2	Max Castillo	Jakson Reetz	CJ Alexander	Samad Taylor	Nick Loftin	Angelo Castellano	Brewer Hicklen	Dairon Blanco	Tyler Gentry	Nick Loftin
5/2	LOUISVILLE	L, 7-4	Marcelo Martinez	Logan Porter	CJ Alexander	Samad Taylor	Nick Loftin	Angelo Castellano	Tucker Bradley	Nate Eaton	Tyler Gentry	Brewer Hicklen
5/3	LOUISVILLE	L, 12-10	Drew Parrish	Logan Porter	CJ Alexander	Samad Taylor	Nick Loftin	Angelo Castellano	Tucker Bradley	Brewer Hicklen	Tyler Gentry	Franklin Reyes
5/4	LOUISVILLE	W, 9-2	Mike Mayers	Jakson Reetz	Logan Porter	Samad Taylor	Nick Loftin	Angelo Castellano	Brewer Hicklen	Dairon Blanco	Tyler Gentry	Franklin Reyes
5/5	LOUISVILLE	W, 11-9	Daniel Mengden	Logan Porter	CJ Alexander	Samad Taylor	Nick Loftin	Angelo Castellano	Franklin Reyes	Dairon Blanco	Tyler Gentry	Tucker Bradley
5/7	LOUISVILLE	L, 4-3	Daniel Lynch	Jakson Reetz	Logan Porter	Samad Taylor	Nick Loftin	Angelo Castellano	Brewer Hicklen	Dairon Blanco	Tyler Gentry	Franklin Reyes
5/9	@ Scranton/WB	L, 14-2	Drew Parrish	Logan Porter	CJ Alexander	Samad Taylor	Nick Loftin	Clay Dungan	Tucker Bradley	Drew Waters	Tyler Gentry	Brewer Hicklen
5/10	@ Scranton/WB	L, 4-3	Mike Mayers	Jakson Reetz	Logan Porter	Clay Dungan	Nick Loftin	Angelo Castellano	Brewer Hicklen	Dairon Blanco	Tyler Gentry	Samad Taylor
5/11	@ Scranton/WB	W, 4-3 (11)	Jonathan Heasley	Logan Porter	CJ Alexander	Samad Taylor	Nick Loftin	Angelo Castellano	Tucker Bradley	Drew Waters	Dairon Blanco	Brew

DATE	OPPONENT	RESULT	1	2	3	4	5	6	7	8	9
3/31	@ Indianapolis	W, 8-6	Samad Taylor	Maikel Garcia	Nick Pratto	Tyler Gentry	CJ Alexander	Nick Loftin	Freddy Fermin	Dairon Blanco	Tucker Bradley
4/1	@ Indianapolis	W, 12-1	Samad Taylor	Maikel Garcia	Nick Pratto	Tyler Gentry	Nick Loftin	Logan Porter	Jakson Reetz	Dairon Blanco	Angelo Castellano
4/4	TOLEDO	W, 8-3	Samad Taylor	Maikel Garcia	Nick Pratto	Tyler Gentry	Nick Loftin	CJ Alexander	Freddy Fermin	Dairon Blanco	Tucker Bradley
4/5	TOLEDO	L, 9-2	Samad Taylor	Maikel Garcia	Nick Pratto	Tyler Gentry	Nick Loftin	CJ Alexander	Freddy Fermin	Dairon Blanco	Tucker Bradley
4/6	TOLEDO	L, 7-6	Samad Taylor	Maikel Garcia	Nick Pratto	Logan Porter	Nick Loftin	Jakson Reetz	Freddy Fermin	Dairon Blanco	Angelo Castellano
4/7	TOLEDO	L, 8-5	Samad Taylor	Maikel Garcia	Tyler Gentry	Logan Porter	Nick Loftin	CJ Alexander	Freddy Fermin	Dairon Blanco	Tucker Bradley
4/8	TOLEDO	W, 9-4	Samad Taylor	Maikel Garcia	Tyler Gentry	Logan Porter	CJ Alexander	Freddy Fermin	Dairon Blanco	Tucker Bradley	Angelo Castellano
4/9	TOLEDO	W, 13-8	Samad Taylor	Maikel Garcia	Tyler Gentry	Nick Pratto	CJ Alexander	Freddy Fermin	Dairon Blanco	Tucker Bradley	Angelo Castellano
4/11	@ Iowa	L, 8-2	Samad Taylor	Maikel Garcia	Tyler Gentry	CJ Alexander	Nick Pratto	Logan Porter	Dairon Blanco	Jakson Reetz	Angelo Castellano
4/12	@ Iowa	W, 10-6	Samad Taylor	Maikel Garcia	Tyler Gentry	Nick Pratto	Nick Loftin	CJ Alexander	Logan Porter	Dairon Blanco	Tucker Bradley
4/13	@ Iowa	W, 14-1	Samad Taylor	Maikel Garcia	Tyler Gentry	Nick Pratto	Nick Loftin	CJ Alexander	Freddy Fermin	Dairon Blanco	Angelo Castellano
4/14	@ Iowa	W, 11-8	Samad Taylor	Maikel Garcia	Tyler Gentry	Logan Porter	Nick Loftin	CJ Alexander	Freddy Fermin	Angelo Castellano	Angelo Castellano
4/15	@ Iowa	Cancelled, snow									
4/16 G1	@ Iowa	Cancelled, snow									
4/16 G2	@ Iowa	Cancelled, snow									
4/18	GWINNETT	L, 4-1	Samad Taylor	Maikel Garcia	Tyler Gentry	Nick Pratto	Nick Loftin	Logan Porter	Freddy Fermin	CJ Alexander	Angelo Castellano
4/19	GWINNETT	L, 9-3	Samad Taylor	Maikel Garcia	Tyler Gentry	Nick Pratto	Nick Loftin	Jakson Reetz	Dairon Blanco	Angelo Castellano	Tucker Bradley
4/20	GWINNETT	L, 7-3	Samad Taylor	Maikel Garcia	Tyler Gentry	Nick Pratto	Nick Loftin	Logan Porter	Freddy Fermin	Dairon Blanco	Angelo Castellano
4/21	GWINNETT	L, 7-3	Samad Taylor	Maikel Garcia	Tyler Gentry	Nick Pratto	Nick Loftin	CJ Alexander	Jakson Reetz	Tucker Bradley	Angelo Castellano
4/22	GWINNETT	L, 5-2	Samad Taylor	Maikel Garcia	Tyler Gentry	Nick Pratto	Nick Loftin	CJ Alexander	Logan Porter	Dairon Blanco	Angelo Castellano
4/23	GWINNETT	W, 5-3	Dairon Blanco	Maikel Garcia	Tyler Gentry	Nick Pratto	Nick Loftin	CJ Alexander	Jakson Reetz	Tucker Bradley	Angelo Castellano
4/25	@ Nashville	L, 8-3	Samad Taylor	Maikel Garcia	Tyler Gentry	Nick Pratto	Nick Loftin	Logan Porter	Dairon Blanco	Tucker Bradley	Angelo Castellano
4/26	@ Nashville	L, 5-0	Samad Taylor	Maikel Garcia	Tyler Gentry	Nick Pratto	Nick Loftin	Logan Porter	CJ Alexander	Brewer Hicklen	Angelo Castellano
4/27	@ Nashville	W, 2-1	Samad Taylor	Maikel Garcia	Tyler Gentry	Nick Pratto	Nick Loftin	Nate Eaton	Jakson Reetz	Dairon Blanco	Angelo Castellano
4/28	@ Nashville	L, 4-3	Samad Taylor	Maikel Garcia	Tyler Gentry	Logan Porter	Nate Eaton	Brewer Hicklen	Dairon Blanco	CJ Alexander	Angelo Castellano
4/29	@ Nashville	L, 6-5 (10)	Samad Taylor	Maikel Garcia	Nate Eaton	Nick Loftin	Freddy Fermin	CJ Alexander	Jakson Reetz	Tucker Bradley	Angelo Castellano
4/30	@ Nashville	W, 10-6	Samad Taylor	Maikel Garcia	Tyler Gentry	Freddy Fermin	Nick Loftin	Logan Porter	Nate Eaton	Brewer Hicklen	Dairon Blanco
5/1	LOUISVILLE	L, 10-4	Samad Taylor	Nate Eaton	Tyler Gentry	Logan Porter	Nick Loftin	Jakson Reetz	Brewer Hicklen	Dairon Blanco	Angelo Castellano
5/3	LOUISVILLE	L, 7-4	Samad Taylor	Nate Eaton	Tyler Gentry	Logan Porter	Nick Loftin	CJ Alexander	Brewer Hicklen	Tucker Bradley	Angelo Castellano
5/4	LOUISVILLE	L, 12-10	Samad Taylor	CJ Alexander	Tyler Gentry	Franmil Reyes	Nick Loftin	Logan Porter	Brewer Hicklen	Tucker Bradley	Angelo Castellano
5/5	LOUISVILLE	W, 6-2	Samad Taylor	Nick Loftin	Tyler Gentry	Franmil Reyes	Logan Porter	Brewer Hicklen	Jakson Reetz	Dairon Blanco	Clay Dungan
5/7	LOUISVILLE	W, 11-9	Samad Taylor	Nick Loftin	Tyler Gentry	Franmil Reyes	CJ Alexander	Dairon Blanco	Brewer Hicklen	Tucker Bradley	Angelo Castellano
5/7	LOUISVILLE	L, 4-3	Samad Taylor	Nick Loftin	Tyler Gentry	Franmil Reyes	Logan Porter	Jakson Reetz	Dairon Blanco	Brewer Hicklen	Angelo Castellano
5/9	@ Scranton/WB	L, 14-2	Drew Waters	Samad Taylor	Tyler Gentry	Logan Porter	Nick Loftin	CJ Alexander	Brewer Hicklen	Tucker Bradley	Clay Dungan
5/10	@ Scranton/WB	L, 4-3	Samad Taylor	Nick Loftin	Tyler Gentry	Logan Porter	Brewer Hicklen	CJ Alexander	Dairon Blanco	Tucker Bradley	Angelo Castellano
5/11	@ Scranton/WB	W, 4-3 (11)	Drew Waters	Samad Taylor	Nick Loftin	Logan Porter	CJ Alexander	Brewer Hicklen	Dairon Blanco	Tucker Bradley	Angelo Castellano
5/12	@ Scranton/WB	W, 3-2	Drew Waters	Samad Taylor	Tyler Gentry	CJ Alexander	Jakson Reetz	Tucker Bradley	Dairon Blanco	Clay Dungan	Angelo Castellano
5/13	@ Scranton/WB	L, 8-6	Drew Waters	Samad Taylor	Tyler Gentry	Logan Porter	Nick Loftin	CJ Alexander	Brewer Hicklen	Dairon Blanco	Angelo Castellano
5/14	@ Scranton/WB	W, 6-3	Samad Taylor	Nick Loftin	Tyler Gentry	CJ Alexander	Jakson Reetz	Brewer Hicklen	Tucker Bradley	Dairon Blanco	Clay Dungan
5/16	@ Scranton/WB	L, 9-2	Drew Waters	Samad Taylor	Tyler Gentry	Logan Porter	Nick Loftin	Jakson Reetz	Dairon Blanco	Clay Dungan	Angelo Castellano
5/17	TOLEDO	W, 16-8	Drew Waters	Samad Taylor	Tyler Gentry	Logan Porter	Nick Loftin	Jakson Reetz	Dairon Blanco	Clay Dungan	Angelo Castellano
5/18	TOLEDO	W, 9-0	Drew Waters	Nicky Lopez	Samad Taylor	Tyler Gentry	CJ Alexander	Nick Loftin	Logan Porter	Brewer Hicklen	Tucker Bradley
5/19	TOLEDO										
5/20	TOLEDO										
5/21	TOLEDO										
5/23	@ St. Paul										
5/24	@ St. Paul										
5/25	@ St. Paul										
5/26	@ St. Paul										
5/27	@ St. Paul										
5/28	@ St. Paul										
5/30	MEMPHIS										
5/31	MEMPHIS										
6/1	MEMPHIS										
6/2	MEMPHIS										
6/3	MEMPHIS										
6/4	MEMPHIS										
6/6	@ Indianapolis										
6/7	@ Indianapolis										
6/8	@ Indianapolis										
6/9	@ Indianapolis										
6/10	@ Indianapolis										
6/11	@ Indianapolis										
6/13	COLUMBUS										
6/14	COLUMBUS										
6/15	COLUMBUS										
6/16	COLUMBUS										
6/17	COLUMBUS										
6/18	COLUMBUS										
6/20	@ Rochester										
6/21	@ Rochester										
6/22	@ Rochester										
6/23	@ Rochester										
6/24	@ Rochester										
6/25	@ Rochester										
6/28	IOWA										
6/29	IOWA										
6/30	IOWA										
7/1	IOWA										
7/2	IOWA										
7/3	IOWA										
7/4	@ Gwinnett										
7/5	@ Gwinnett										
7/6	@ Gwinnett										
7/7	@ Gwinnett										
7/8	@ Gwinnett										
7/9	@ Gwinnett										
7/14	INDIANAPOLIS										
7/15	INDIANAPOLIS										
7/16	INDIANAPOLIS										
7/18	ST. PAUL										
7/19	ST. PAUL										
7/20	ST. PAUL										
7/21	ST. PAUL										
7/22	ST. PAUL										
7/23	ST. PAUL										
7/25	@ Columbus										
7/26	@ Columbus										
7/27	@ Columbus										
7/28	@ Columbus										
7/29	@ Columbus										
7/30	@ Columbus										
8/1	@ Louisville										
8/2	@ Louisville										
8/3	@ Louisville										
8/4	@ Louisville										
8/5	@ Louisville										
8/6	@ Louisville										
8/8	IOWA										
8/9	IOWA										
8/10	IOWA										
8/11	IOWA										
8/12	IOWA										
8/13	IOWA										
8/15	@ Toledo										
8/16	@ Toledo										
8/17	@ Toledo										
8/18	@ Toledo										
8/19	@ Toledo										
8/20	@ Toledo										
8/22	ST. PAUL										
8/23	ST. PAUL										
8/24	ST. PAUL										
8/25	ST. PAUL										
8/26	ST. PAUL										
8/29	ST. PAUL										
8/29	LOUISVILLE										
8/30	LOUISVILLE										
8/31	LOUISVILLE										
9/1	LOUISVILLE										
9/2	LOUISVILLE										
9/3	LOUISVILLE										
9/5	@ Iowa										
9/6	@ Iowa										
9/7	@ Iowa										
9/8	@ Iowa										
9/9	@ Iowa										
9/10	@ Iowa										
9/12	INDIANAPOLIS										
9/13	INDIANAPOLIS										
9/14	INDIANAPOLIS										
9/15	INDIANAPOLIS										
9/16	INDIANAPOLIS										
9/17	INDIANAPOLIS										
9/19	@ Columbus										
9/20	@ Columbus										
9/21	@ Columbus										
9/22	@ Columbus										
9/23	@ Columbus										
9/24	@ Columbus										

DATE	OPPONENT	RESULT	IP	H	R	ER	BB	SO	2B	3B	HR	TB	AVG	WHIP	WP	BK	HB	GIDP	IBB	TBF	SV	SVO	ERA (SEASON)
3/31	@ Indianapolis	W, 8-6	9.0	11	6	6	2	7	4	0	1	18	(.297)	(1.44)	0	1	1	1	0	40	1	1	6.00
4/1	@ Indianapolis	W, 12-1	9.0	5	1	1	2	8	1	0	0	6	(.185)	(0.78)	0	0	2	5	0	31	0	0	3.50
4/2	@ Indianapolis	W, 8-3	9.0	11	3	3	5	10	1	1	1	17	(.314)	(1.78)	0	0	0	3	0	40	0	0	3.33
4/4	TOLEDO	L, 9-2	9.0	12	9	9	4	8	6	0	3	27	(.324)	(1.78)	0	0	0	1	0	41	0	0	4.75
4/5	TOLEDO	L, 7-6	9.0	12	7	6	5	10	3	0	1	18	(.316)	(1.89)	1	0	0	2	0	43	0	1	5.00
4/6	TOLEDO	L, 8-5	9.0	10	8	8	8	12	3	0	3	22	(.286)	(2.00)	0	0	0	1	0	44	0	0	5.50
4/7	TOLEDO	W, 9-4	9.0	9	4	4	5	8	0	2	1	16	(.250)	(1.56)	1	0	1	0	0	42	0	0	5.29
4/8	TOLEDO	W, 13-8	9.0	13	8	7	4	8	2	0	0	15	(.317)	(1.89)	0	1	2	1	0	47	0	0	5.50
4/9	TOLEDO	L, 8-2	9.0	13	8	6	4	10	2	0	3	24	(.317)	(1.89)	0	0	1	1	0	46	0	0	5.56
4/11	@ Iowa	L, 9-6	8.0	7	9	9	7	10	3	0	2	16	(.226)	(1.75)	0	0	1	0	0	39	0	0	5.97
4/12	@ Iowa	W, 10-6	9.0	8	6	6	2	10	2	1	2	18	(.235)	(1.11)	0	0	1	1	0	37	0	0	5.97
4/13	@ Iowa	L, 14-1	8.0	15	14	12	4	8	7	0	2	28	(.375)	(2.38)	0	0	2	0	0	46	0	0	6.54
4/14	@ Iowa	W, 11-8	9.0	11	8	7	4	14	2	0	2	19	(.297)	(1.67)	1	0	2	0	1	45	1	1	6.57
4/15	@ Iowa	PPD/Rain																					
4/16 G1	@ Iowa	Cancelled/Snow																					
4/16 G2	@ Iowa	Cancelled/Snow																					
4/18	GWINNETT	L, 4-1	9.0	6	4	4	6	3	0	1	0	8	(.207)	(1.33)	2	0	0	0	0	39	0	0	6.39
4/19	GWINNETT	L, 6-2	9.0	10	6	6	1	9	3	0	2	19	(.286)	(1.22)	0	0	0	1	0	36	0	0	6.36
4/20	GWINNETT	L, 9-3	9.0	10	9	6	5	7	1	1	1	16	(.286)	(1.67)	2	0	0	1	0	41	0	0	6.34
4/21	GWINNETT	L, 7-3	9.0	11	7	4	4	8	4	0	1	18	(.297)	(1.67)	4	1	0	2	0	42	0	0	6.20
4/22	GWINNETT	L, 5-2	9.0	10	5	4	5	5	1	0	1	14	(.294)	(1.67)	0	0	2	1	0	42	0	0	6.08
4/23	GWINNETT	W, 5-3	9.0	8	3	3	3	7	2	0	0	10	(.229)	(1.22)	2	0	0	1	0	39	1	1	5.91
4/25	@ Nashville	L, 8-3	8.0	11	8	8	3	5	2	1	2	21	(.333)	(1.75)	0	0	0	0	0	38	0	0	6.05
4/26	@ Nashville	L, 5-0	8.0	11	5	5	3	5	3	0	1	17	(.333)	(1.75)	0	0	0	0	0	37	0	0	6.03
4/27	@ Nashville	W, 2-1	9.0	6	1	1	5	10	1	0	0	7	(.200)	(1.22)	0	0	1	1	0	36	1	1	5.80
4/28	@ Nashville	L, 4-3	8.2	7	4	3	4	7	1	0	0	8	(.233)	(1.27)	0	0	0	3	0	34	0	1	5.68
4/29	@ Nashville	L, 6-5 (10)	9.1	13	6	5	6	7	2	0	1	18	(.325)	(2.04)	0	0	1	0	0	48	0	1	5.65
4/30	@ Nashville	W, 10-6	9.0	9	6	6	5	9	1	0	1	13	(.257)	(1.56)	3	0	1	0	0	42	0	1	5.66
5/2	LOUISVILLE	L, 10-4	9.0	14	10	10	5	8	1	0	1	18	(.368)	(2.11)	3	0	0	0	0	45	0	0	5.83
5/3	LOUISVILLE	L, 7-4	9.0	11	7	6	4	10	0	0	3	20	(.306)	(1.67)	0	0	1	1	0	41	0	0	5.84
5/4	LOUISVILLE	L, 12-10	9.0	13	12	10	4	8	1	1	6	34	(.333)	(1.89)	0	0	0	1	0	43	0	0	5.99
5/5	LOUISVILLE	W, 6-2	9.0	7	2	2	3	8	1	0	1	11	(.219)	(1.11)	0	0	0	0	0	36	1	1	5.85
5/6	LOUISVILLE	W, 11-9	9.0	13	9	9	3	9	4	0	2	23	(.342)	(1.78)	0	0	1	0	0	42	1	1	5.95
5/7	LOUISVILLE	L, 4-3	9.0	6	4	4	7	10	2	0	1	11	(.188)	(1.44)	1	1	0	0	0	39	0	1	5.89
5/9	@ Scranton/WB	L, 14-2	8.0	18	14	13	5	6	4	0	4	34	(.486)	(2.88)	1	0	2	4	0	45	0	0	6.14
5/10	@ Scranton/WB	L, 4-3	8.0	4	4	4	8	9	1	0	1	8	(.160)	(1.50)	0	0	1	2	0	34	0	0	6.09
5/11	@ Scranton/WB	W, 4-3 (11)	11.0	8	3	3	6	15	3	0	0	11	(.216)	(1.27)	1	0	1	1	2	44	0	1	5.96
5/12	@ Scranton/WB	W, 3-2	9.0	4	2	2	5	8	0	0	1	7	(.133)	(1.00)	0	0	0	0	0	35	1	1	5.85
5/13	@ Scranton/WB	L, 8-6	8.1	10	8	8	7	7	1	0	2	17	(.333)	(2.04)	1	0	1	2	0	38	0	1	5.92
5/14	@ Scranton/WB	W, 6-3	9.0	9	3	3	5	13	1	0	2	16	(.250)	(1.56)	0	0	0	0	0	41	1	2	5.84
5/16	TOLEDO	L, 9-2	9.0	12	9	7	3	11	3	0	3	24	(.308)	(1.67)	2	0	0	1	0	42	0	0	5.87
5/17	TOLEDO	W, 16-8	9.0	14	8	8	2	14	2	0	3	25	(.341)	(1.78)	1	0	0	0	0	43	0	0	5.92
5/18	TOLEDO	W, 9-0	9.0	3	0	0	4	9	1	0	0	4	(.107)	(0.78)	1	0	1	2	0	33	0	0	5.70
5/19	TOLEDO																						
5/20	TOLEDO																						
5/21	TOLEDO																						
5/23	@ St. Paul																						
5/24	@ St. Paul																						
5/25	@ St. Paul																						
5/26	@ St. Paul																						
5/27	@ St. Paul																						
5/28	@ St. Paul																						
5/30	MEMPHIS																						
5/31	MEMPHIS																						
6/1	MEMPHIS																						
6/2	MEMPHIS																						
6/3	MEMPHIS																						
6/4	MEMPHIS																						
6/6	@ Indianapolis																						
6/7	@ Indianapolis																						
6/8	@ Indianapolis																						
6/9	@ Indianapolis																						
6/10	@ Indianapolis																						
6/11	@ Indianapolis																						
6/13	COLUMBUS																						
6/14	COLUMBUS																						
6/15	COLUMBUS																						
6/16	COLUMBUS																						
6/17	COLUMBUS																						
6/18	COLUMBUS																						
6/20	@ Rochester																						
6/21	@ Rochester																						
6/22	@ Rochester																						
6/23	@ Rochester																						
6/24	@ Rochester																						
6/25	@ Rochester																						

DATE	OPPONENT	RESULT	AB	R	H	TB	2B	3B	HR	XBH	RBI	BB	IBB	SO	SB	CS	HBP	SAC	SF	GIDP	LOB	AVG (SEASON)
3/31	@ Indianapolis	W, 8-6	40	8	12	16	2	1	0	3	8	9	0	12	5	0	0	0	0	0	14	.300
4/1	@ Indianapolis	W, 12-1	42	12	16	24	2	0	2	4	12	6	0	10	3	0	0	0	2	0	11	.341
4/2	@ Indianapolis	W, 8-3	39	8	12	22	1	0	3	4	8	4	0	5	2	0	1	0	0	0	9	.331
4/4	TOLEDO	L, 9-2	29	2	6	12	1	1	1	3	2	6	0	7	2	0	0	0	0	4	6	.307
4/5	TOLEDO	L, 7-6	34	6	8	18	1	0	3	4	6	4	0	10	1	1	1	0	0	1	6	.293
4/6	TOLEDO	L, 8-5	32	5	7	15	0	1	2	3	3	3	0	12	2	1	0	0	1	1	4	.282
4/7	TOLEDO	W, 9-4	34	9	12	18	3	0	1	4	8	4	0	11	0	0	0	0	1	1	6	.292
4/8	TOLEDO	W, 13-8	36	13	12	26	2	0	4	6	13	5	0	9	0	0	0	0	0	0	4	.297
4/9	TOLEDO	L, 8-2	33	2	6	11	2	0	1	3	2	6	0	12	0	0	2	0	0	0	12	.285
4/11	@ Iowa	L, 9-6	38	6	10	20	4	0	2	6	6	1	0	6	0	0	0	0	0	0	6	.283
4/12	@ Iowa	W, 10-6	38	10	12	29	5	0	4	9	10	3	0	9	1	1	1	0	0	0	5	.286
4/13	@ Iowa	L, 14-1	31	1	6	12	3	0	1	4	1	1	0	4	0	0	0	0	0	1	4	.279
4/14	@ Iowa	W, 11-8	38	11	11	14	3	0	0	3	10	7	0	7	5	1	2	0	1	0	10	.280
4/15	@ Iowa	PPD/Rain																				
4/16 G1	@ Iowa	Cancelled/Snow																				
4/16 G2	@ Iowa	Cancelled/Snow																				
4/18	GWINNETT	L, 4-1	31	1	7	10	3	0	0	3	1	3	0	10	0	1	1	0	1	1	8	.277
4/19	GWINNETT	L, 6-2	31	2	6	14	2	0	2	4	2	3	0	7	2	0	0	0	0	1	5	.272
4/20	GWINNETT	L, 9-3	27	3	3	4	1	0	0	1	3	11	0	10	2	0	0	0	2	1	10	.264
4/21	GWINNETT	L, 7-3	35	3	9	13	1	0	1	2	3	4	0	8	1	0	0	0	0	1	9	.264
4/22	GWINNETT	L, 5-2	27	2	4	8	1	0	1	2	2	4	0	8	0	1	0	0	0	3	2	.259
4/23	GWINNETT	W, 5-3	31	5	12	15	3	0	0	3	5	4	0	7	6	1	0	0	0	0	6	.265
4/25	@ Nashville	L, 8-3	29	3	5	6	1	0	0	1	3	3	0	12	0	0	1	0	0	2	3	.261
4/26	@ Nashville	L, 5-0	30	0	4	5	1	0	0	1	0	2	0	7	3	0	0	0	0	2	5	.255
4/27	@ Nashville	W, 2-1	33	2	8	13	2	0	1	3	2	2	0	11	2	0	1	0	0	1	7	.255
4/28	@ Nashville	L, 4-3	30	3	5	5	0	0	0	0	2	3	0	9	3	1	0	0	0	1	3	.251
4/29	@ Nashville	L, 6-5 (10)	37	5	8	15	4	0	1	5	4	3	0	6	0	0	0	0	0	2	6	.250
4/30	@ Nashville	W, 10-6	34	10	11	23	3	0	3	6	10	7	0	7	3	0	1	1	3	1	9	.253
5/2	LOUISVILLE	L, 10-4	33	4	6	9	1	1	0	2	4	7	0	10	0	1	1	0	0	1	10	.250
5/3	LOUISVILLE	L, 7-4	34	4	10	13	3	0	0	3	4	2	0	6	0	0	0	0	0	3	5	.252
5/4	LOUISVILLE	L, 12-10	40	10	11	17	3	0	1	4	8	4	0	6	6	0	1	0	1	0	9	.253
5/5	LOUISVILLE	W, 6-2	30	6	5	12	1	0	2	3	6	3	0	10	3	0	0	0	0	0	3	.250
5/6	LOUISVILLE	W, 11-9	31	11	12	16	1	0	1	2	10	6	0	6	2	1	4	1	1	0	8	.254
5/7	LOUISVILLE	L, 4-3	35	3	8	17	1	1	2	4	3	2	0	10	2	0	0	0	0	0	7	.253
5/9	@ Scranton/WB	L, 14-2	31	2	4	8	1	0	1	2	1	0	0	5	0	0	0	0	0	1	2	.250
5/10	@ Scranton/WB	L, 4-3	30	3	5	11	1	1	1	3	3	7	0	8	3	1	1	0	1	0	9	.248
5/11	@ Scranton/WB	W, 4-3 (11)	36	4	4	8	1	0	1	2	2	4	0	9	3	0	1	0	0	2	6	.243
5/12	@ Scranton/WB	W, 3-2	32	3	8	10	2	0	0	2	3	2	0	7	1	1	0	0	1	0	5	.243
5/13	@ Scranton/WB	L, 8-6	37	6	14	21	4	0	1	5	6	1	0	8	3	1	1	0	0	0	6	.248
5/14	@ Scranton/WB	W, 6-3	33	6	7	20	2	1	3	6	5	6	0	13	2	1	0	0	0	0	6	.247
5/16	TOLEDO	L, 9-2	36	2	9	10	1	0	0	1	2	8	0	12	2	0	0	0	0	0	15	.247
5/17	TOLEDO	W, 16-8	41	16	18	34	7	0	3	10	15	5	0	9	3	0	2	0	0	1	8	.253
5/18	TOLEDO	W, 9-0	36	9	14	20	3	0	1	4	9	4	0	6	0	0	1	0	0	2	8	.256
5/19	TOLEDO																					
5/20	TOLEDO																					
5/21	TOLEDO																					
5/23	@ St. Paul																					
5/24	@ St. Paul																					
5/25	@ St. Paul																					
5/26	@ St. Paul																					
5/27	@ St. Paul																					
5/28	@ St. Paul																					
5/30	MEMPHIS																					
5/31	MEMPHIS																					
6/1	MEMPHIS																					
6/2	MEMPHIS																					
6/3	MEMPHIS																					
6/4	MEMPHIS																					
6/6	@ Indianapolis																					
6/7	@ Indianapolis																					
6/8	@ Indianapolis																					
6/9	@ Indianapolis																					
6/10	@ Indianapolis																					
6/11	@ Indianapolis																					
6/13	COLUMBUS																					
6/14	COLUMBUS																					
6/15	COLUMBUS																					
6/16	COLUMBUS																					
6/17	COLUMBUS																					
6/18	COLUMBUS																					
6/20	@ Rochester																					
6/21	@ Rochester																					
6/22	@ Rochester																					
6/23	@ Rochester																					
6/24	@ Rochester																					
6/25	@ Rochester																					

HITTING

SERIES	OPPONENT	DATES	AVG	G	AB	R	H	TB	2B	3B	HR	RBI	BB	IBB	SO	SB	CS	OBP	SLG	OPS	PA	SAC	SF	HBP	GIDP
SERIES 1	@ Indianapolis	3/31 - 4/2	.331	3	121	28	40	62	5	1	5	28	19	0	27	10	0	.420	.512	.932	143	0	2	1	0
SERIES 2	TOLEDO	4/4 - 4/9	.258	6	198	37	51	100	9	2	12	34	28	0	61	5	2	.355	.505	.860	231	0	2	3	7
SERIES 3	@ Iowa	4/11 - 4/16	.269	4	145	28	39	75	15	0	7	27	12	0	26	6	2	.335	.517	.852	161	0	1	3	1
SERIES 4	GWINNETT	4/18 - 4/23	.225	6	182	16	41	64	11	0	4	16	29	0	50	11	3	.330	.352	.682	215	0	3	1	7
SERIES 5	@ Nashville	4/25 - 4/30	.212	6	193	23	41	67	11	0	5	21	20	0	52	11	1	.292	.347	.639	220	1	3	3	9
SERIES 6	LOUISVILLE	5/2 - 5/7	.256	6	203	38	52	84	10	2	6	35	24	0	48	13	2	.349	.414	.763	236	1	2	6	4
SERIES 7	@ Scranton/WB	5/9 - 5/14	.211	6	199	24	42	78	11	2	7	20	20	0	50	12	4	.290	.392	.682	224	0	2	3	3
SERIES 8	TOLEDO	5/16 - 5/21																							
SERIES 9	@ St. Paul	5/23 - 5/28																							
SERIES 10	MEMPHIS	5/30 - 6/4																							
SERIES 11	@ Indianapolis	6/6 - 6/11																							
SERIES 12	COLUMBUS	6/13 - 6/18																							
SERIES 13	@ Rochester	6/20 - 6/25																							
SERIES 14	IOWA	6/28 - 7/3																							
SERIES 15	@ Gwinnett	7/4 - 7/9																							
SERIES 16	INDIANAPOLIS	7/14 - 7/16																							
SERIES 17	ST. PAUL	7/18 - 7/23																							
SERIES 18	@ Columbus	7/25 - 7/30																							
SERIES 19	@ Louisville	8/1 - 8/6																							
SERIES 20	IOWA	8/8 - 8/13																							
SERIES 21	@ Toledo	8/15 - 8/20																							
SERIES 22	ST. PAUL	8/22 - 8/27																							
SERIES 23	LOUISVILLE	8/29 - 9/3																							
SERIES 24	@ Iowa	9/5 - 9/10																							
SERIES 25	INDIANAPOLIS	9/12 - 9/17																							
SERIES 26	@ Columbus	9/19 - 9/24																							

PITCHING

SERIES	OPPONENT	DATES	W	L	ERA	G	GS	CG	SHO	GF	HLD	SV	SVO	IP	H	R	ER	HR	HB	BB	IBB	SO	AVG	WP	BK	GIDP
SERIES 1	@ Indianapolis	3/31 - 4/2	3	0	3.33	3	3	0	0	3	0	1	1	27.0	27	10	10	2	3	9	0	25	.273	0	1	9
SERIES 2	TOLEDO	4/4 - 4/9	2	4	6.67	6	6	0	0	6	0	0	1	54.0	69	44	40	11	4	30	0	56	.303	2	1	6
SERIES 3	@ Iowa	4/11 - 4/16	2	2	9.00	4	4	0	0	4	2	1	1	34.0	41	37	34	8	6	17	1	42	.289	1	0	1
SERIES 4	GWINNETT	4/18 - 4/23	1	5	4.50	6	6	0	0	6	3	1	1	54.0	55	34	27	5	2	24	0	39	.268	10	1	6
SERIES 5	@ Nashville	4/25 - 4/30	2	4	4.85	6	6	0	0	6	6	1	4	52.0	57	30	28	5	3	26	0	43	.284	3	0	4
SERIES 6	LOUISVILLE	5/2 - 5/7	2	4	6.83	6	6	0	0	6	3	2	3	54.0	64	44	41	14	2	26	0	53	.298	4	1	2
SERIES 7	@ Scranton/WB	5/9 - 5/14	3	3	5.57	6	6	0	0	6	7	2	5	53.1	53	34	33	10	5	36	2	58	.272	3	0	9
SERIES 8	TOLEDO	5/16 - 5/21																								
SERIES 9	@ St. Paul	5/23 - 5/28																								
SERIES 10	MEMPHIS	5/30 - 6/4																								
SERIES 11	@ Indianapolis	6/6 - 6/11																								
SERIES 12	COLUMBUS	6/13 - 6/18																								
SERIES 13	@ Rochester	6/20 - 6/25																								
SERIES 14	IOWA	6/28 - 7/3																								
SERIES 15	@ Gwinnett	7/4 - 7/9																								
SERIES 16	INDIANAPOLIS	7/14 - 7/16																								
SERIES 17	ST. PAUL	7/18 - 7/23																								
SERIES 18	@ Columbus	7/25 - 7/30																								
SERIES 19	@ Louisville	8/1 - 8/6																								
SERIES 20	IOWA	8/8 - 8/13																								
SERIES 21	@ Toledo	8/15 - 8/20																								
SERIES 22	ST. PAUL	8/22 - 8/27																								
SERIES 23	LOUISVILLE	8/29 - 9/3																								
SERIES 24	@ Iowa	9/5 - 9/10																								
Series 25	INDIANAPOLIS	9/12 - 9/17																								
Series 26	@ Columbus	9/19 - 9/24																								

 SERIES WINS: 1 (On Road)

 SERIES LOSSES: 4 (3 at Home, 1 on Road)

 SERIES SPLITS: 2 (2 on Road)