



2025 WIND SURGE

MEDIA & INFORMATION GUIDE





TABLE OF CONTENTS

GENERAL INFORMATION

Wind Surge Leadership.....2
 Wind Surge Front Office.....3
 Equity Bank Park.....4-6
 Wind Surge Alternate Identities.....7-8
 2025 Coaching Staff.....9
 2025 Wind Surge Player Information.....10-19

TEAM HISTORY AND RECORDS

Franchise Historical Timeline.....20-24
 Wind Surge Through The Years.....25
 Franchise Firsts.....26
 Team Single Season Records.....27-28
 Team Single Game Records.....29
 Individual Single Game Records.....30
 Individual Season Season Records.....31
 Individual Career Records.....32
 Single Season Top-5s.....33
 Career Top-5s.....34
 Notable Performances.....35-36
 Wind Surge Walk-Off Wins.....37
 Wind Surge Honors.....38-39
 Alumni in the Major Leagues.....40

PLAYER HISTORY

All-Time Alphabetical Roster.....41-43
 All-Time Numerical Roster.....44-47

SEASON HISTORY

2021 Wind Surge.....48-50
 2022 Wind Surge.....51-53
 2023 Wind Surge.....54-56
 2024 Wind Surge.....57-59

TEXAS LEAGUE

2024 Texas League Recap.....60
 Texas League Opponents.....61-65

TWINS ORGANIZATION

Affiliate Information.....66
 Twins Top 30 Prospects.....67

TEAM SCHEDULE

2025 Wind Surge Schedule.....68

MISCELLANEOUS INFO BOXES

Wind Surge Leadoff Home Runs.....30
 Wind Surge Back to Back Home Runs.....43
 Wind Surge Grand Slams.....47
 Twins AA Affiliate History.....66



This guide was designed, written, and edited by Andrew Neville. Research was provided by Tim Grubbs.
 All data is current as of April 4, 2025



WIND SURGE LEADERSHIP

OWNERSHIP: DIAMOND BASEBALL HOLDINGS

Diamond Baseball Holdings (DBH) was established in 2021 by Pat Battle and Peter Freund to support, promote, and enhance Minor League Baseball Clubs affiliated with Major League Baseball through professional management, best practices, innovation, and investment. The Surge joined the DBH family in December of 2022. Entering the 2025 season, the DBH portfolio has expanded to include 41 teams across four levels of Minor League Baseball.



DIAMOND
BASEBALL HOLDINGS™

DBH PORTFOLIO

Albuquerque Isotopes.....Triple-A, COL	Modesto Nuts.....Single-A, SEA
Altoona Curve.....Double-A, PIT	New Hampshire Fisher Cats.....Double-A, TOR
Arkansas Travelers.....Double-A, SEA	Norfolk Tides.....Triple-A, BAL
Augusta Greenjackets.....Single-A, ATL	Oklahoma City Comets.....Triple-A, LAD
Binghamton Rumble Ponies.....Double-A, NYM	Omaha Storm Chasers.....Triple-A, KC
Birmingham Barons.....Double-A, CWS	Portland Sea Dogs.....Double-A, BOS
Brooklyn Cyclones.....High-A, NYM	Rancho Cucamonga Quakes.....Single-A, LAD
Charlotte Knights.....Triple-A, CWS	Rome Emperors.....High-A, ATL
Columbus Clingstones.....Double-A, ATL	Salem Red Sox.....Single-A, BOS
Fresno Grizzlies.....Single-A, COL	San Jose Giants.....Single-A, SFG
Gwinnett Stripers.....Triple-A, ATL	Scranton/Wilkes-Barre RailRiders.....Triple-A, NYY
Harrisburg Senators.....Double-A, WAS	Springfield Cardinals.....Double-A, STL
Hickory Crawdads.....Single-A, TEX	St. Paul Saints.....Triple-A, MIN
Hub City Spartanburgers.....High-A, TEX	Syracuse Mets.....Triple-A, NYM
Hudson Valley Renegades.....High-A, NYY	Tri-City Dust Devils.....High-A, LAA
Inland Empire 66ers.....Single-A, LAA	Tulsa Drillers.....Double-A, LAD
Iowa Cubs.....Triple-A, CHC	Vancouver Canadians.....High-A, TOR
Lansing Lugnuts.....High-A, ATH	Wichita Wind Surge.....Double A, MIN
Louisville Bats.....Triple-A, CIN	Winston-Salem Dash.....High-A, CWS
Memphis Redbirds.....Triple-A, STL	Worcester Red Sox.....Triple-A, BOS
Midland RockHounds.....Double-A, ATH	

GENERAL MANAGER: MATT HAMILTON

A native of McKinney, Texas, Matt is a veteran in Minor League Baseball. With previous stops with the Amarillo Sod Poodles (AA - Arizona Diamondbacks) and the Scranton/Wilkes-Barre RailRiders (AAA - New York Yankees), Matt brings several accomplishments to the Wichita Wind Surge, including record business growth for the RailRiders in his two seasons with the club.

Before his life in Minor League Baseball, Matt worked in the broadcast television business for seven years where he served in many capacities, but mainly as a sports anchor and morning show news anchor. He attended West Texas A&M University where he was a member of the Buffaloes baseball team and majored in Sports Broadcasting.



When Matt is not at the stadium, he is spending time with his wife Cassie, and their two boys Tate and Beau. The Hamilton's have two mini-Aussies, Pearl and Bonnie, and you can usually find them at a local park, or out together enjoying one of the many fine dining establishments that Wichita has to offer.



WIND SURGE FRONT OFFICE

WICHITA WIND SURGE

Equity Bank Park
 275 S McLean Boulevard, Wichita, KS 67213
 Phone: 316-221-8000
 email: info@windsurge.com
 Front Office Hours: Monday-Friday, 9 A.M. - 5 P.M.
 www.windsurge.com
 facebook.com/@WindSurgeICT
 X: @WindSurgeICT | Instagram: @windsurgeict

FRONT OFFICE STAFF

Adam Mettler.....Director, Ticket Sales
 Andrew Neville.....Marketing Assistant
 April Houle.....Director, Business Operations
 Ben Hartman.....Director, Field Operations
 Billy Houle.....Director, Sales
 Chance Fernandez.....Coordinator, Video Operations & Productions
 Colin Parks.....Sales Account Executive, Corporate
 Cooper Anderson.....Sales Account Executive
 Hannah Jasinski.....Manager, Community Relations
 Jake Cassidy.....Manager, Retail Merchandise
 Jake Cooley.....Field Operations Assistant
 JT Barnes.....Sales Account Executive
 Juleah Scarlett.....Manager, Digital Marketing
 Lucas Rospond.....Sales Account Executive
 Madison Johnson.....Director, Marketing
 Matt Hamilton.....General Manager
 Megan Overmann.....Manager, Ticket Operations
 Neleigh Higgins.....Director, Museum Operations
 Sydney Gilbert.....Manager, Special Events
 Tim Grubbs.....Director, Corporate Sponsorships and Public Relations
 Tyler Godfrey.....Sales Account Executive
 Wayne Loeblein.....Director of Stadium Operations

FOOD AND BEVERAGE DEPARTMENT STAFF

James Johnson.....Director, Food and Beverage
 Christy Anderson.....Business Manager
 Madison White.....Assistant General Manager, Food and Beverage
 Paul Valenzuela.....Executive Chef

TEAM INFORMATION

Year Established.....2020
 MLB Affiliation.....Minnesota Twins (2021)
 Ballpark.....Equity Bank Park (10,000)
 Team Colors.....Wichita Navy Blue, Wichita Red, Wichita Light Blue, Wichita Gold



EQUITY BANK PARK



ABOUT THE BALLPARK

Equity Bank Park is a new state-of-the-art venue along the banks of the Arkansas River in historic Delano neighborhood just south of downtown Wichita. The \$75 million stadium was built on the site where Lawrence-Dumont Stadium stood from 1934 to 2018. Construction was completed in 2020.

The design-build team for the project included a mix of national and local experts. DLR Group served as designer and baseball specialist; JE Dunn as lead design-builder along with local contractor Eby Construction; local firm PEC provided engineering services; and Wichita-based firm SCJF served as Architect of Record.

The stadium sits on 22 acres and accommodates more than 10,000 fans. Seating includes almost 6,000 fixed seats and additional seating for up to 4,000 spectators on an outfield berm, in group party decks, and specialty areas. Family-friendly amenities include picnic areas, berm seating, a variety of terraced viewing spaces, and a kids zone behind center field. Scattered throughout the park are casual gathering spaces that allow friends to gather and socialize while enjoying the game.

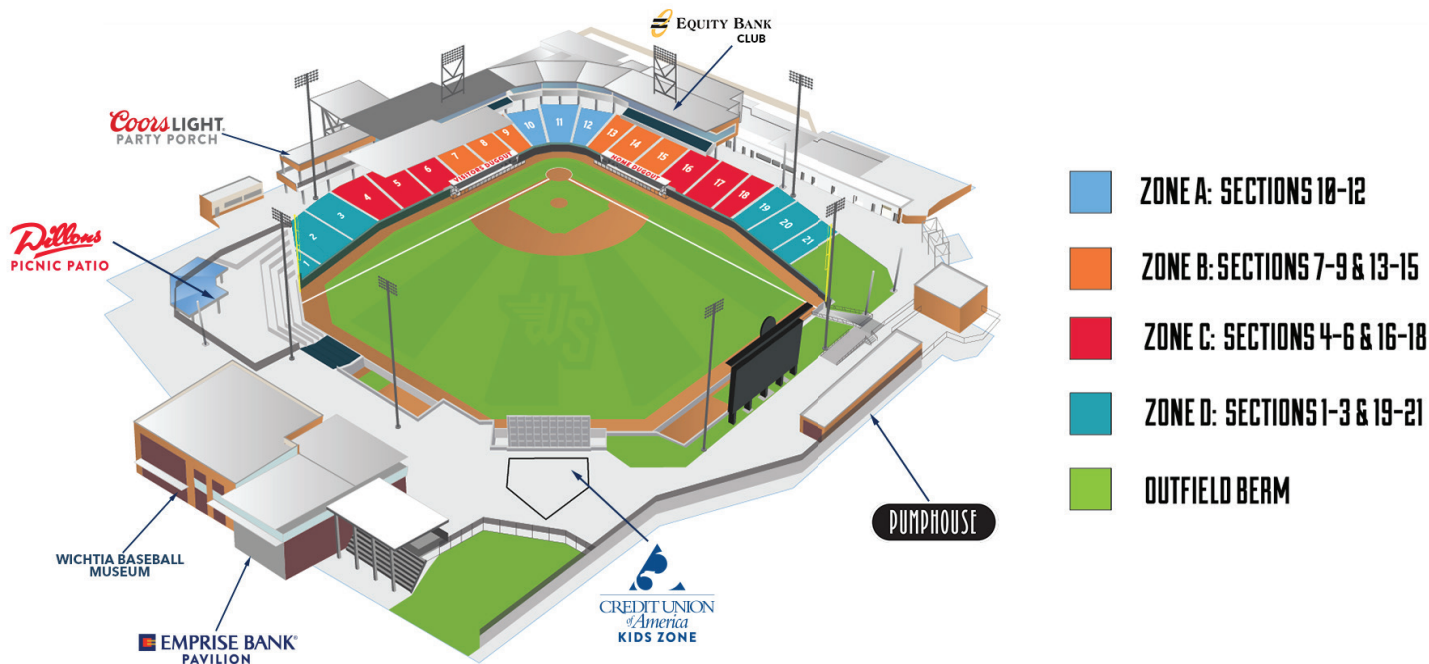
In addition to Wind Surge home games, Equity Bank Park is a year-round facility designed to accommodate concerts, football, and soccer on the field along with weddings, receptions, corporate trade shows, graduations, and many other events within the facility.

Adjacent to the ballpark is the Wichita Hall of Fame Museum that highlights the National Baseball Congress' history in Wichita and the professional baseball in the city.



EQUITY BANK PARK

EQUITY BANK PARK SEATING MAP



FAST FACTS

Location.....275 S. McLean Blvd, Wichita Kansas.
 Capacity.....10,000 (Seating: 5,935)
 Ground Breaking..... 2/3/2019
 First Event.....Wichita State vs Houston, 4/10/2021
 First Wind Surge Game.....5/11/2021 vs Amarillo
 Surface.....Natural Grass - Latitude 36 Bermuda Grass
 Dimensions.....Left Field: 340, Left Center: 369, Center: 400, Right Center: 366, Right Field: 325
 Wall Height.....8 feet and 16 feet
 Retired Numbers (Twins Retirees Honored by Wichita): #3 (Harmon Killibrew), #6 (Tony Oliva), #7 (Joe Mauer), #10 (Tom Kelly), #14 (Kent Hrbeck), #28 Bert Blyleven, #29 (Rod Carew), #34 (Kirby Puckett), #36 (Jim Kaat), #42 (Jackie Robinson)

BATTING PRACTICE TIMES

TIME OF GAME

7:05 PM
 6:05 PM
 6:35 PM
 4:05 PM
 1:05 PM

HOME BP

4:00 PM --5:00 PM
 3:00 PM--4:00 PM
 3:30 PM--4:30 PM
 1:00 PM--2:00 PM
 10:00 AM--11:00 AM

VISITOR BP

5:10 PM--6:10 PM
 4:10 PM--5:10 PM
 4:40 PM--5:40 PM
 2:10 PM--3:10 PM
 11:10 AM--12:10 PM



EQUITY BANK PARK

HIGHEST ATTENDED EVENTS IN PARK HISTORY

1. 9/16/23 Wind Surge vs Midland (Road to 10K Night + Fireworks).....10,442
2. 9/14/24 Wind Surge vs Tulsa (Fan Appreciation Weekend).....9,264
3. 4/6/24 Wind Surge vs Frisco (Opening Night 2024).....8,834
4. 4/11/23 Wind Surge vs NW Arkansas (Opening Night 2023).....8,506
5. 10/6/23 Bishop Carroll vs Kapun Mt Carmel Football (Holy War Game).....8,212
6. 10/7/22 Bishop Carroll vs Kapun Mt Carmel Football (First HS Football Game in Park History).....8,066
7. 6/24/23 Wind Surge vs Arkansas (Military Appreciation Night + Postgame Concert).....7,962
8. 5/11/24 Wind Surge vs Arkansas (Margaritaville Night).....7,947
9. 5/11/21 Wind Surge vs Amarillo (First Wind Surge Game at Equity Bank Park).....7,908
10. 8/19/22 Wind Surge vs Tulsa (Star Wars Night + Daniel Gossett No Hitter).....7,709
11. 8/16/24 Wind Surge vs Arkansas (Bluey and Bingo Night + Fireworks).....7,558
12. 5/10/24 Wind Surge vs Arkansas (Fireworks).....7,536
13. 7/3/23 Wind Surge vs NW Arkansas (Independence Day Celebration + Fireworks).....7,512
14. 4/10/21 Wichita State vs Houston (First Event at Equity Bank Park).....7,509
15. 5/24/24 Wind Surge vs San Antonio (Tumba Vacas Night + Fireworks).....7,250
16. 8/18/23 Wind Surge vs Springfield (Fireworks).....7,221
17. 6/15/24 Wind Surge vs Midland (KU Night + Postgame Concert).....7,038
18. 5/20/23 Wind Surge vs Arkansas (Military Appreciation Night).....6,983
19. 5/8/24 Wind Surge vs Arkansas (Education Day).....6,925
20. 9/9/22 Wind Surge vs NW Arkansas (Fireworks + Back to School Day).....6,852

SURGE REGULAR SEASON ATTENDANCE

2021 (60 Games).....	241,230 (4,021/G)
2022 (66 Games).....	220,528 (3,341/G)
2023 (69 Games).....	322,637 (4,676/G)
2024 (69 Games).....	301,886 (4,375/G)
TOTAL (264 Games).....	1,086,281 (4,115/G)

SURGE POSTSEASON ATTENDANCE

9/24/21 Championship vs NWA.....	5,558
9/20/22 Divisional vs Tulsa.....	2,089
9/27/22 Championship vs Frisco.....	3,523

BALLPARK FIRSTS

First Game.....	4/10/21 WSU vs Houston
First Pitch.....	Jace Kaminska, WSU
First Hit.....	Brad Burckel, Houston
First Home Run.....	Paxton Wallace, WSU
First Surge Game.....	5/11/21 vs Amarillo
First Surge Hit.....	Jose Miranda, 5/11/21
First Surge Run.....	Gilberto Celestino, 5/11/21
First Surge RBI.....	Caleb Hamilton, 5/11/21
First Surge Home Run.....	Jermaine Palacios, 5/13/21
First Surge Grand Slam.....	BJ Boyd, 7/10/22
First Walk-Off HR.....	Gilberto Celestino, 5/29/21
First Surge SB.....	Aaron Whitefield, 5/11/21
First Surge Shutout.....	5/12/21 vs Amarillo
First Surge Strikeout (P).....	Cole Sands, 5/11/21
First Surge Win (P).....	Tom Hackimer, 5/12/21
First Surge Win (SP).....	Josh Winder, 5/14/21
First Surge Save.....	Calvin Faucher, 6/5/21 vs NWA
First Surge Series Win.....	6/1/21-6/6/21 vs ARK
First Surge Series Sweep.....	7/12/22-7/17/22 vs ARK





WICHITA TURBO TUBS

ABOUT THE TURBO TUBS

Established in 2022, the Turbo Tubs identity is a direct tribute to Wichita with distinct identifiers specific to the city. The wind sail and jet engines propel the porcelain bathtub onward, paying homage to the tub races once seen on the Arkansas River. The troll found along the water walk, near the Keeper of the Plains, takes charge as captain, bringing to life the fable tales heard by young and old throughout the community. The branding also includes a color palette of the one-of-a-kind sunsets uniquely present in the Midwest geographical region.

"During the development of the primary identity, The Wind Surge, we knew The Tubs would eventually become an alternate identity or alter-ego. Our Wind Surge logo is classic, but The Tubs logo represents many things Wichitans love about this great city while incorporating the playful side of Minor League Baseball."

TUBS RECORDS BY YEAR

2022.....	7-4
2023.....	6-5
2024.....	0-4
TOTAL.....	13-13





TUMBA VACAS DE WICHITA

ABOUT THE TUMBA VACAS

Part of Minor League Baseball's "Copa de la Diversión™" initiative, the Tumba Vacas de Wichita are an homage to Wichita's hispanic culture. The city is known for its mixtures of different roots and traditions; from the Arkansas River to the Chisholm Trail deeply rooted in the Hispanic & Latinx community. We honor the official sport known as la Charrería from the vibrant pink and green colors which represent the traditional charro/as outfits. We embrace the upside-down cow as the connection for our players to tap into the mindset and ideologies of the Charros, using baseball as the vessel to represent these two cultures. The rich gold color portrays the dazzling rope skills used by charros. The multi-color flowers remind us of the single seed our ancestors planted through their hard work and dedication to build the families and traditions we have today.


In the words of our ancestors, "Remember we are always one."

ABOUT THE COPA INITIATIVE

"Copa de la Diversión™" or "Fun Cup™" is a season-long event series specifically designed to embrace the culture and values that resonate most with Minor League Baseball™ teams' local U.S. Hispanic communities. The initiative has four key pillars: to increase awareness, authentic engagements and attendance with U.S. Hispanics in their local communities, embrace a culture that is passionate about baseball, family and fun by updating the ballpark experience to match the values these fans cherish most, create and employ culturally relevant on-field personas that authentically connect teams with their local U.S. Hispanic communities, and Amplify MiLB's continuous efforts including to diversify the game and business of baseball nationwide. (Information from MiLB.com)

TUMBA VACAS RECORDS BY YEAR

2023.....	4-0
2024.....	1-3
TOTAL.....	5-3





2025 COACHING STAFF

MANAGER BRIAN DINKELMAN

Brian Dinkelman takes the helm as manager of the Wind Surge in 2025, taking over for Ramon Borrego who was promoted to the Minnesota Twins Major League staff. Dinkelman, who is entering his 11th year with the Twins organization, arrives in Wichita after leading Cedar Rapids to four playoff appearances over his five seasons as manager. In 2023, he earned Baseball America Minor League Manager of the Year honors after guiding the Kernels to a 78-58 record and the Midwest League Championship. Dinkelman has a career record of 367-286 (.562) as manager. Prior to taking over as manager, Dinkelman served as the hitting coach for Cedar Rapids from 2016-18. He started his coaching career with the GCL Twins in 2015. As a player, Dinkelman was drafted by the Twins in the eighth round of the 2006 First-Year Player Draft and played eight seasons in the Twins organization from 2006-2013. In 2011, the Illinois native made his MLB debut and played 23 games for Minnesota.



MANAGERIAL RECORD

YEAR	TEAM	RECORD	WIN %	PLACE	PLAYOFF RESULT
2019	Cedar Rapids	78-62	.557	4th	Lost in Semifinals
2021	Cedar Rapids	67-53	.558	2nd	Lost in Championship
2022	Cedar Rapids	78-58	.574	T-1st	Lost in Semifinals
2023	Cedar Rapids	82-50	.621	1st	Won MWL Championship
2024	Cedar Rapids	67-63	.515	3rd	N/A
ALL TIME		367-286	.562		

HITTING COACHES

Andrew Cresci comes to Wichita as a hitting coach after spending the past three seasons in the Astros organization. In 2024, he served as hitting coach for the Fayetteville Woodpeckers.

Yeison Perez enters his eighth season with the Twins organization and his second in Wichita. He played five seasons of minor league baseball in the Seattle Mariners and Twins organizations.

PITCHING COACHES

Ryan Ricci enters his second season in the Twins organization and first season with the Wind Surge. He spent last season as the pitching coach for Single-A Fort Myers. Prior to joining the Twins organization, Ricci coached in the college ranks, most recently serving as pitching coach for George Mason University in 2023.

Jesus Sanchez enters his third season with the Twins organization and first season with Double-A Wichita. A native of Venezuela, he spent 2024 season coaching with the Florida Complex League Twins.

SUPPORT STAFF

Athletic Trainers.....**Chase Thompson and Asja Morello**
 Strength and Conditioning Coordinator.....**Meagan Vota**
 Baseball Technology Coordinator.....**Chase Carder**

PITCHERS

Darren BOWEN

Height: 6'3" Bats: R Birthdate: 2/3/2001
 Weight: 183 Throws: R School: UNC Pembroke
 Birthplace: Newton, MA
 Acquired: 2024 Trade with SEA



YR	Team	LG	W	L	ERA	WHIP	G	GS	HLD	SV	IP	H	R	ER	HR	HBP	BB	SO	WP	GDP
2023	Modesto	CAL	4	2	3.88	1.1	19	15	0	0	55.2	36	27	24	2	5	25	59	2	1
2024	Cedar Rapids	MID	2	10	6.07	1.42	18	17	0	0	72.2	77	53	49	7	6	26	71	2	1

CAREER HIGHLIGHTS:

- Acquired alongside Anthony DeSclafani, Gabriel Gonzalez and Justin Topa by the Twins in exchange for SS Jorge Polanco in January of 2024.
- 13th round selection by Seattle in 2022 MLB Draft.
- Second on Cedar Rapids in 2024 in Games Started and Strikeouts, third in Innings Pitched.

Trent BAKER

Height: 6'3" Bats: R Birthdate: 12/2/1998
 Weight: 243 Throws: R School: Angelo State
 Birthplace: Georgetown, TX
 Acquired: 2024 MiLB Rule 5 Draft



YR	Team	LG	W	L	ERA	WHIP	G	GS	HLD	SV	IP	H	R	ER	HR	HBP	BB	SO	WP	GDP
2021	FCL Cardinals	FCL	0	0	5.87	1.43	8	0	1	0	7.2	9	5	5	2	0	2	10	1	0
2022	Palm Beach	FSL	9	7	3.14	1.31	25	25	0	0	123.1	114	53	43	8	7	48	138	7	6
2023	Peoria	MID	7	9	3.69	1.14	23	22	1	0	119.2	110	56	49	11	4	26	105	7	4
2024	Springfield	TEX	4	6	4.89	1.46	22	14	1	0	81	75	47	44	10	3	43	81	8	6

CAREER HIGHLIGHTS:

- 2024 Arizona Fall League Invitee
- Originally a 9th round pick of the Cardinals in the 2021 MLB Draft.
- Won the 2022 Florida State League Triple Crown: led the league in wins, strikeouts, and ERA while pitching for the Palm Beach Cardinals.

Ricky CASTRO

Height: 6'2" Bats: R Birthdate: 8/5/1999
 Weight: 205 Throws: R School: Tulane
 Birthplace: Naperville, IL
 Acquired: 2024 Free Agent Signing



Season	Team	League	W	L	ERA	WHIP	G	GS	HLD	SV	IP	H	R	ER	HR	HBP	BB	SO	WP	GDP
2024	Ft. Myers	FSL	4	2	3.72	1.03	8	5	0	1	29	20	14	12	3	1	10	39	1	0
2024	Cedar Rapids	MID	2	4	4.05	1.26	7	5	0	0	33.1	33	19	15	3	0	9	31	1	3

CAREER HIGHLIGHTS:

- In 2024, signed with the Twins after beginning the season with the Joliet Slammers of the Frontier League. Split the rest of the season between Cedar Rapids and Ft. Myers.
- 5-year college career spanned 3 universities: JUCO Parkland College, Purdue University, and Tulane.



2025 WIND SURGE

PITCHERS

Joel CESAR

Height: 5'11" Bats: R Birthdate: 5/10/1998
Weight: 210 Throws: R School: N/A
Birthplace: Altamita, DR
Acquired: 2024 Free Agent Signing



Season	Team	League	W	L	ERA	WHIP	G	GS	HLD	SV	IP	H	R	ER	HR	HBP	BB	SO	WP	GDP
2016	DSL Pirates	DSL	0	0	2.7	1.65	2	2	0	0	6.2	4	3	2	1	0	7	5	4	0
2017	West Virginia	NYP	1	1	3.67	1.26	22	0	2	7	27	16	12	11	2	2	18	27	7	2
2018	West Virginia	SAL	2	1	3.15	1.23	29	0	4	3	54.1	44	30	19	4	0	23	50	7	3
2019	Altoona	EAS	3	4	3.76	1.30	28	1	3	1	38.1	38	18	16	5	4	12	36	3	4
2019	Bradenton	FSL	2	0	0.73	0.73	9	0	0	5	12.1	4	1	1	1	0	5	16	2	0
2021	Reading	EAS	0	1	10.29	2.14	6	0	0	1	7	7	8	8	2	0	8	7	0	0
2022	Jersey Shore	SAL	0	0	13.5	2.63	3	0	0	0	2.2	1	4	4	0	1	6	3	0	0

CAREER HIGHLIGHTS:

- Originally signed as a Free Agent in the Pirates Organization in 2015.
- Pitched in the Dominican Winter League this past offseason, finishing tied for 5th on the Los Gigantes del Ciabo in Strikeouts with 20.
- Spent the Past three seasons pitching in the Mexican League and Dominican Winter League

Chase CHANNEY

Height: 6'1" Bats: R Birthdate: 12/16/1999
Weight: 200 Throws: R School: Mountain View HS
Birthplace: Lawrenceville, GA
Acquired: 2024 Free Agent Signing



YR	Team	LG	W	L	ERA	WHIP	G	GS	HLD	SV	IP	H	R	ER	HR	HBP	BB	SO	WP	GDP
2019	ACL Angels	ACL	1	5	6.28	1.94	11	2	0	0	38.2	40	40	27	3	10	35	27	21	6
2021	Inland Empire	CAL	2	1	3.65	1.54	10	0	3	0	24.2	31	12	10	1	1	7	36	1	2
2021	ACL Angels	ACL	1	2	6.39	2.13	4	3	0	0	12.2	23	17	9	0	1	4	14	5	1
2021	Tri-City	NWL	0	0	4.5	1.75	1	0	0	0	4	6	3	2	1	0	1	4	1	2
2022	Inland Empire	CAL	5	5	2.77	1.20	30	11	3	3	91	92	35	28	3	6	17	81	6	6
2023	Tri-City	NWL	7	6	3.63	1.32	24	19	0	0	111.2	113	54	45	6	9	34	84	7	12
2023	Rocket City	SOU	0	0	13.5	3.00	1	1	0	0	2	4	3	3	0	0	2	1	0	1
2024	Rocket City	SOU	7	11	4.30	1.40	26	25	0	0	138	149	73	66	19	6	44	103	4	9

CAREER HIGHLIGHTS:

- Originally a 16th round selection by the Angels in the 2018 MLB Draft.
- In 2024, Led Rocket City (AA, Angels) in Innings Pitched and Games Started. Notched 8 quality starts.
- 2023 Arizona Fall League Invitee

John KLIEN

Height: 6'5" Bats: R Birthdate: 4/22/2002
Weight: 242 Throws: R School: Iowa Central CC
Birthplace: Brooklyn Park, MN
Acquired: 2022 MLB Draft, Round 7



YR	Team	LG	W	L	ERA	WHIP	G	GS	HLD	SV	IP	H	R	ER	HR	HBP	BB	SO	WP	GDP
2022	FCL Twins	FCL	0	0	0	1.00	2	0	0	0	2	1	0	0	0	0	1	2	0	0
2023	Ft. Myers	FSL	2	1	2.97	1.02	6	6	0	0	30.1	18	10	10	1	3	13	30	0	4
2023	FCL Twins	FCL	0	3	5.87	1.65	6	6	0	0	23	29	17	15	3	6	9	27	2	0
2023	Cedar Rapids	MID	0	0	3.6	1.40	1	1	0	0	5	6	2	2	0	1	1	4	1	1
2024	Cedar Rapids	MID	8	3	4.57	1.40	22	20	0	0	100.1	102	51	51	9	7	38	90	3	8

CAREER HIGHLIGHTS:

- In 2024, led Cedar Rapids in Wins, Games Started, Innings Pitched, and Strikeouts



2025 WIND SURGE

PITCHERS

Cody LAWERYSON

Height: 6'5" Bats: L Birthdate: 5/10/1998
Weight: 213 Throws: R School: Maine
Birthplace: Bingham, ME
Acquired: 2019 MLB Draft, Round 14



YR	Team	LG	W	L	ERA	WHIP	G	GS	HLD	SV	IP	H	R	ER	HR	HBP	BB	SO	WP	GDP
2019	Cedar Rapids	MID	0	0	0	0.6	1	1	0	0	5	2	0	0	0	1	1	4	0	1
2021	Cedar Rapids	MID	2	5	4.91	1.33	15	14	0	0	58.2	59	36	32	6	5	19	73	3	2
2022	Wichita	TEX	5	0	1.06	0.94	19	8	0	0	59.2	41	7	7	2	1	15	69	2	4
2022	Cedar Rapids	MID	1	0	2.57	1.06	16	2	5	1	35	25	12	10	0	1	12	42	1	1
2023	St. Paul	INT	3	4	4.8	1.52	32	4	1	0	50.2	52	35	27	11	4	25	51	0	2
2024	Wichita	TEX	2	2	6.82	1.61	27	0	0	3	33	41	28	25	1	0	12	33	0	0

CAREER HIGHLIGHTS:

- Baseball America Rookie All-Star in 2019.
- Arizona Fall League Invitee and AFL Rising Stars Team Honoree in 2021.
- 2022 Texas League Postseason All Star

Angel MACUARE

Height: 6'2" Bats: R Birthdate: 3/3/2000
Weight: 260 Throws: R School: N/A
Birthplace: Puerto Ordaz, VZ
Acquired: 2025 Free Agent Signing



YR	Team	LG	W	L	ERA	WHIP	G	GS	HLD	SV	IP	H	R	ER	HR	HBP	BB	SO	WP	GDP
2017	DSL Astros	DSL	2	3	4.85	1.62	12	9	0	0	29.2	32	20	16	1	3	16	36	7	2
2018	GCL Astros	FCL	4	3	3.43	1.55	12	4	1	1	39.1	44	19	15	2	3	17	40	5	3
2019	Tri-City	NYP	1	2	5.87	1.60	10	6	1	1	30.2	27	21	20	1	2	22	34	4	2
2021	Asheville	SAL	0	5	9.95	1.86	8	5	0	0	25.1	34	30	28	6	1	13	32	1	0
2021	Fayetteville	CAR	0	1	1.15	0.83	4	2	0	1	15.2	8	4	2	1	0	5	24	2	0
2021	Corpus Christi	TEX	3	1	1.80	1.12	6	4	0	0	25	11	5	5	1	3	17	19	3	5
2022	Corpus Christi	TEX	1	4	8.76	1.82	6	5	0	0	24.2	31	24	24	3	1	14	23	2	3
2023	Corpus Christi	TEX	1	4	5.31	1.53	15	10	1	2	57.2	71	38	34	9	5	17	54	2	4
2023	Sugarland	PCL	0	1	5.71	1.73	4	3	0	0	17.1	19	13	11	5	1	11	15	2	1
2024	Jacksonville	INT	2	1	5.91	1.45	24	2	3	0	42.2	44	30	28	7	3	18	41	1	4
2024	Pensacola	SOU	1	0	1.29	1.04	14	1	3	0	28	20	5	4	0	0	9	28	1	2

CAREER HIGHLIGHTS:

- Originally signed as a Free Agent by the Houston Astros in 2016.
- 2021 Arizona Fall League Invitee.
- In 2024, led Pensacola (AA, Marlins) with a 1.29 ERA

Michael MARTINEZ

Height: 6'1" Bats: R Birthdate: 7/11/1999
Weight: 200 Throws: R School: N/A
Birthplace: Rio Pedras, PR
Acquired: 2024 Free Agent Signing



YR	Team	LG	W	L	ERA	WHIP	G	GS	HLD	SV	IP	H	R	ER	HR	HBP	BB	SO	WP	GDP
2018	DSL Dodgers	DSL	1	1	2.14	1.62	18	0	1	3	21	16	11	5	1	4	18	18	11	2
2019	ACL Dodgers	ACL	2	0	4.58	1.58	8	2	0	1	19.2	18	14	10	1	2	13	22	5	0
2019	DSL Dodgers	DSL	0	1	2.45	1.23	2	2	0	0	7.1	6	2	2	0	1	3	6	0	0
2021	Rancho Cucamonga	CAL	2	2	6.87	1.58	12	0	0	0	18.1	19	14	14	3	2	10	24	4	1
2021	ACL Dodgers	ACL	0	1	8.31	1.62	4	0	0	0	4.1	3	6	4	0	2	4	6	1	0
2024	Great Lakes	MID	3	5	2.01	1.24	36	0	5	1	40.1	26	14	9	1	2	24	46	7	3
2024	Tulsa	TEX	0	0	0	0.5	2	0	1	0	2	0	0	0	0	1	1	2	0	0

CAREER HIGHLIGHTS:

- Originally signed as a free agent by the Los Angeles Dodgers in 2018. Out with injury in 2022 & 2023

PITCHERS

Jaylen NOWLIN

Height: 6'1" Bats: L Birthdate: 1/29/2001
 Weight: 205 Throws: L School: Chipola College
 Birthplace: Atlanta, GA
 Acquired: 2021 MLB Draft, Round 19



Season	Team	League	W	L	ERA	WHIP	G	GS	HLD	SV	IP	H	R	ER	HR	HBP	BB	SO	WP	GDP
2021	FCL Twins	FCL	0	1	81.00	12.000	1	0	0	0	0.1	2	4	3	0	0	2	1	2	0
2022	Ft. Myers	FSL	4	3	3.65	1.34	19	11	2	0	56.2	47	25	23	2	4	29	89	6	0
2022	Cedar Rapids	MID	1	1	4.40	1.40	3	3	0	0	14.1	13	7	7	2	0	7	22	4	0
2023	Cedar Rapids	MID	3	6	4.79	1.36	15	13	0	0	67.2	69	40	36	11	9	23	79	9	5
2023	Wichita	TEX	3	1	3.82	1.41	9	7	0	0	37.2	31	21	16	4	8	22	35	8	5
2024	Wichita	TEX	5	7	4.67	1.43	21	15	0	0	96.1	90	59	50	11	4	48	97	10	7
2024	St. Paul	INT	0	0	13.5	1.5	3	0	0	0	2	3	4	3	1	2	0	2	1	0

CAREER HIGHLIGHTS:

- Twins MiLB.com Organization All-Star in 2023.
- Tied for 2nd on Wind Surge in Wins in 2024, 3rd in Innings Pitched and Strikeouts.

Mike PAREDES

Height: 5'11" Bats: R Birthdate: 7/27/2000
 Weight: 195 Throws: R School: San Diego St.
 Birthplace: San Diego, CA
 Acquired: 2021 MLB Draft, Round 18



YR	Team	LG	W	L	ERA	WHIP	G	GS	HLD	SV	IP	H	R	ER	HR	HBP	BB	SO	WP	GDP
2021	FCL Twins	FCL	0	0	2.25	0.5	2	1	0	0	4	1	1	1	0	0	1	6	0	0
2022	Ft. Myers	FSL	7	4	3.27	1.14	24	13	2	1	85.1	81	34	31	11	0	16	63	3	10
2023	Cedar Rapids	MID	7	1	3.14	1.14	28	3	4	2	63	52	26	22	4	2	20	58	3	2
2024	Cedar Rapids	MID	2	2	1.8	0.93	17	3	2	2	45	37	10	9	1	0	5	45	2	1
2024	Wichita	TEX	0	0	5.79	1.55	13	0	2	0	18.2	21	12	12	1	0	8	13	3	2
2024	Ft. Myers	FSL	0	1	4.5	2	1	0	0	0	2	4	2	1	0	0	0	3	0	0

CAREER HIGHLIGHTS:

- Career-high 31 total appearances in 2024 across three levels.
- In 2023, finished tied for the most wins on Cedar Rapids with 7.

Connor PRIELIPP

Height: 6'2" Bats: L Birthdate: 1/10/2001
 Weight: 210 Throws: L School: Alabama
 Birthplace: Tomah, WI
 Acquired: 2022 MLB Draft, Round 2



YR	Team	LG	W	L	ERA	WHIP	G	GS	HLD	SV	IP	H	R	ER	HR	HBP	BB	SO	WP	GDP
2023	FCL Twins	FCL	0	0	6.75	1.88	1	1	0	0	2.2	3	2	2	0	0	2	4	0	0
2023	Cedar Rapids	MID	0	0	6.75	1.75	1	1	0	0	4	5	4	3	0	0	2	3	0	0
2024	Cedar Rapids	MID	0	1	3.26	0.98	7	7	0	0	19.1	12	10	7	0	1	7	32	1	0
2024	FCL Twins	FCL	0	0	0	0.50	1	1	0	0	2	1	0	0	0	1	0	6	0	0
2024	Ft. Myers	FSL	0	0	0	0.50	1	1	0	0	2	1	0	0	0	0	0	3	0	0

CAREER HIGHLIGHTS:

- #5 Overall Prospect, Top Ranked Pitching Prospect in Twins Organization per MLB.com.
- Only allowed one hit in his final nine innings of work in 2024



2025 WIND SURGE

PITCHERS

Aaron ROZEK

Height: 6'2" Bats: L Birthdate: 8/20/1995
 Weight: 230 Throws: L School: Minnesota St.
 Birthplace: Burnsville, MN
 Acquired: 2021 Free Agent Signing



YR	Team	LG	W	L	ERA	WHIP	G	GS	HLD	SV	IP	H	R	ER	HR	HBP	BB	SO	WP	GDP
2021	FCL Twins	FCL	1	0	0	1.00	2	0	0	0	6	4	0	0	0	0	2	13	0	0
2021	Fort Myers	FSL	0	1	1.80	0.76	8	3	0	0	25	19	6	5	2	1	0	31	1	1
2021	Cedar Rapids	MID	1	1	4.03	0.99	5	4	0	0	22.1	17	11	10	4	1	5	28	0	0
2021	Wichita	TEX	1	0	0.00	0.67	1	0	0	0	3	2	0	0	0	0	0	2	0	0
2022	Cedar Rapids	MID	7	6	4.83	1.39	18	16	0	0	72.2	76	45	39	14	2	25	68	4	3
2022	Wichita	TEX	2	0	5.82	1.76	6	4	0	0	17	23	11	11	3	1	7	14	1	0
2023	Wichita	TEX	3	3	5.76	1.43	26	15	2	1	86	93	59	55	15	6	30	81	6	6
2024	Wichita	TEX	5	4	2.19	0.99	14	5	0	0	70	56	20	17	5	1	13	59	1	4
2024	St. Paul	INT	1	6	6.23	1.62	12	10	0	0	52	67	38	36	4	5	17	41	0	4

CAREER HIGHLIGHTS:

- Pitched 3 seasons in the Frontier League prior to signing with the Twins.
- Only player to appear with the Wind Surge in each season of the franchise's existence

John STANKIEWICZ

Height: 6'4" Bats: R Birthdate: 9/8/1998
 Weight: 230 Throws: R School: Fordham
 Birthplace: Cherry Hill, NJ
 Acquired: 2020 Free Agent Signing




YR	Team	LG	W	L	ERA	WHIP	G	GS	HLD	SV	IP	H	R	ER	HR	HBP	BB	SO	WP	GDP
2021	Ft. Myers	FSL	1	0	2.70	1.11	7	4	0	0	23.1	18	7	7	0	1	8	24	2	1
2021	FCL Twins	FCL	0	0	4.50	1.50	1	1	0	0	2	2	1	1	0	0	1	6	0	0
2022	Cedar Rapids	MID	2	4	5.86	1.53	11	10	0	0	43	50	28	28	5	1	16	37	3	1
2022	Ft. Myers	FSL	3	0	0.83	0.74	4	4	0	0	21.2	11	3	2	0	0	5	31	2	2
2023	Cedar Rapids	MID	7	1	3.11	0.99	37	0	4	4	66.2	51	24	23	7	0	15	66	5	2
2024	Wichita	TEX	2	5	4.45	1.36	41	0	6	2	58.2	65	32	29	6	2	15	49	3	4
2024	Cedar Rapids	MID	0	0	0.00	0.00	1	0	1	0	2	0	0	0	0	0	0	3	0	0
2024	St. Paul	INT	0	0	0.00	0.00	1	0	1	0	1	0	0	0	0	0	0	1	0	0

CAREER HIGHLIGHTS:

- Converted to a primary relief pitcher in 2023 after working as starter in first two seasons with Twins.
- Second on Wind Surge in appearances in 2024

Jarret WHORFF

Height: 6'3" Bats: R Birthdate: 10/2/1998
 Weight: 215 Throws: R School: Louisiana Tech
 Birthplace: Winnsboro, TX
 Acquired: 2023 Free Agent Signing



YR	Team	LG	W	L	ERA	WHIP	G	GS	HLD	SV	IP	H	R	ER	HR	HBP	BB	SO	WP	GDP
2023	Ft. Myers	FSL	3	2	2.76	1.27	15	5	1	1	49	35	16	15	2	4	27	56	6	2
2023	Cedar Rapids	MID	2	0	4.91	1.50	10	0	0	3	14.2	16	9	8	2	0	6	15	2	1
2024	Wichita	TEX	3	3	2.93	1.35	22	5	1	2	46	39	17	15	4	4	23	45	3	2
2024	Cedar Rapids	MID	1	2	2.28	0.93	10	0	2	1	23.2	18	8	6	1	2	4	25	1	0
2024	St. Paul	INT	0	0	0	0	1	0	0	0	1.1	0	0	0	0	0	0	3	0	0

CAREER HIGHLIGHTS:

- Carrer-high 33 appearances across three levels in 2024 including 5 starts.




2025 WIND SURGE

CATCHERS

Noah CARDENAS

Height: 5'11" Bats: R Birthdate: 9/10/1999
Weight: 195 Throws: R School: UCLA
Birthplace: Burbank, CA
Acquired: 2021 MLB Draft, Round 8



YR	Team	LG	AVG	AB	PA	R	H	2B	3B	HR	RBI	BB	SO	SB	CS	OBP	SLG	OPS	HBP	GIDP
2021	FCL Twins	FCL	0.300	20	25	3	6	1	0	1	4	3	3	0	0	0.400	0.500	0.900	1	1
2022	Ft. Myers	FSL	0.261	310	401	42	81	18	1	9	43	73	70	11	5	0.421	0.413	0.834	15	10
2023	Cedar Rapids	MID	0.272	309	378	44	84	23	1	3	38	55	77	9	5	0.397	0.382	0.779	11	6
2024	Wichita	TEX	0.173	254	305	32	44	11	0	5	32	43	71	4	4	0.311	0.276	0.587	8	3

CAREER HIGHLIGHTS:

- 2022 Twins MiLB.com Organizational All-Star. Named FSL player of the week on 7/17/22
- Recorded a career high 84 hits with Cedar Rapids in 2023. Had hits in 18 of 19 games played from 7/2-8/4
- Had a 9 game hitting streak from 4/20-4/30 of 2024, and a 20 game on base streak from 4/13-5/24.
- At UCLA: Career .302 hitter in three years, named Pac-12 All-Conference in 2021

Andrew COSSETTI

Height: 5'11" Bats: R Birthdate: 1/31/2000
Weight: 215 Throws: R School: St. Joseph's
Birthplace: Eagleville, PA
Acquired: 2022 MLB Draft, Round 11



YR	Team	LG	AVG	AB	PA	R	H	2B	3B	HR	RBI	BB	SO	SB	CS	OBP	SLG	OPS	SF	HBP	GIDP
2022	FCL Twins	FCL	0.000	2	4	1	0	0	0	0	0	1	0	0	0	0.500	0.000	0.500	0	1	1
2023	Cedar Rapids	MID	0.262	195	249	45	51	12	3	9	30	42	54	0	0	0.406	0.492	0.898	4	8	5
2023	Ft. Myers	FSL	0.330	112	143	20	37	11	1	6	33	22	25	1	0	0.462	0.607	1.069	2	7	4
2024	Wichita	TEX	0.192	317	368	34	61	18	3	8	43	41	115	5	1	0.299	0.344	0.643	2	8	8

CAREER HIGHLIGHTS:

- 2023 Arizona Fall League Invitee
- FSL Player of the Month in April of 2023.
- In College, set the St. Joseph's career home run record with 43. Named District 1 Player of the Year by the National Collegiate Baseball Writers Association

Ricardo OLIVAR

Height: 6'0" Bats: R Birthdate: 8/10/2001
Weight: 231 Throws: R School: N/A
Birthplace: Barquisimeto, VZ
Acquired: 2019 Free Agent Signing



YR	Team	LG	AVG	AB	PA	R	H	2B	3B	HR	RBI	BB	SO	SB	CS	OBP	SLG	OPS	HBP	GIDP
2021	FCL Twins	FCL	0.204	49	59	5	10	2	1	1	5	8	17	3	0	0.339	0.347	0.686	2	0
2022	FCL Twins	FCL	0.349	129	154	16	45	12	3	5	23	18	33	5	5	0.442	0.605	1.047	5	1
2022	Ft. Myers	FSL	0.222	9	10	0	2	0	0	0	1	1	3	0	0	0.300	0.222	0.522	0	0
2023	Ft. Myers	FSL	0.285	372	449	75	106	28	2	10	58	59	93	12	1	0.403	0.452	0.855	16	10
2024	Cedar Rapids	MID	0.287	300	356	59	86	17	3	11	44	53	70	3	0	0.393	0.473	0.866	1	5
2024	Wichita	TEX	0.224	67	77	7	15	2	0	1	7	9	18	3	0	0.325	0.299	0.624	1	0

CAREER HIGHLIGHTS:

- 2022 FCL Most Valuable Player, 2022 FCL Postseason All-Star.
- Member of Twins Spring Breakout Game Roster in 2024 and 2025.
- 2023 Twins MiLB Organizational All-Star, FSL Postseason All Star after leading the Mighty Mussels in

INFELDERS

Rubel CESPEDES

Height: 6'2" Bats: L Birthdate: 8/29/2000
 Weight: 200 Throws: R School: N/A
 Birthplace: Azua, DR
 Acquired: 2019 Free Agent Signing




YR	Team	LG	AVG	AB	PA	R	H	2B	3B	HR	RBI	BB	SO	SB	CS	OBP	SLG	OPS	HBP
2019	DSL Twins	DSL	0.271	166	180	18	45	11	4	1	24	9	32	2	1	0.322	0.404	0.726	4
2021	FCL Twins	FCL	0.157	127	143	13	20	3	2	3	15	13	42	3	1	0.245	0.283	0.528	2
2022	Ft. Myers	FSL	0.29	255	279	33	74	15	0	4	28	17	57	1	1	0.341	0.396	0.737	4
2023	Ft. Myers	FSL	0.233	420	476	62	98	26	2	13	74	50	101	3	1	0.313	0.398	0.711	1
2024	Cedar Rapids	MID	0.282	418	463	48	118	22	2	12	72	39	93	5	3	0.346	0.431	0.777	3

CAREER HIGHLIGHTS:

- Midwest League player of the Month in April of 2024.
- Led Cedar Rapids in Games Played, Hits, Doubles, and RBI in 2024. Tied for team lead in Home Runs
- Led Ft. Myers in Home Runs and RBI in 2023

Jorel ORTEGA

Height: 6'2" Bats: R Birthdate: 1/22/2001
 Weight: 210 Throws: R School: Tennessee
 Birthplace: Naranjito, PR
 Acquired: 2022 MLB Draft, Round 6



YR	Team	LG	AVG	AB	PA	R	H	2B	3B	HR	RBI	BB	SO	SB	CS	OBP	SLG	OPS	HBP
2022	Ft. Myers	FSL	1	1	1	0	1	0	0	0	2	0	0	0	0	1.000	1.000	2.000	0
2022	FCL Twins	FCL	0	4	6	0	0	0	0	0	0	2	3	0	0	0.333	0.0000	0.333	0
2023	Ft. Myers	FSL	0.279	229	273	46	64	22	3	6	39	41	64	17	5	0.396	0.480	0.876	3
2023	Cedar Rapids	MID	0.233	227	264	38	53	12	2	8	36	28	69	10	2	0.326	0.410	0.736	5
2024	Wichita	TEX	0.214	364	417	49	78	13	3	10	44	44	102	11	6	0.308	0.349	0.657	6

CAREER HIGHLIGHTS:

- Played 8 games with the Gigantes de Carolina in Puerto Rican Winter League in offseason.
- 2024: Played every position except catcher and right field. Second on Wind Surge in walks, tied for 3rd in Home Runs.
- In College, 2022 Knoxville Regional Most Outstanding Player.

Ben ROSS

Height: 6'0" Bats: R Birthdate: 6/6/2001
 Weight: 190 Throws: R School: Notre Dame (OH)
 Birthplace: Springfield, OH
 Acquired: 2022 MLB Draft, Round 5



YR	Team	LG	AVG	AB	PA	R	H	2B	3B	HR	RBI	BB	SO	SB	CS	OBP	SLG	OPS	HBP	GIDP
2022	Ft. Myers	FSL	0.257	74	89	17	19	5	0	3	13	13	19	6	0	0.371	0.446	0.817	1	0
2022	FCL Twins	FCL	0.111	9	10	1	1	1	0	0	1	3	0	0	0	0.200	0.222	0.422	0	0
2023	Cedar Rapids	MID	0.240	400	457	61	96	25	2	19	71	45	116	7	3	0.322	0.455	0.777	6	2
2023	Wichita	TEX	0.226	31	36	5	7	0	0	0	4	4	7	2	0	0.306	0.226	0.532	0	0
2024	Wichita	TEX	0.212	410	458	48	87	18	1	11	38	40	136	20	7	0.284	0.341	0.625	3	4

CAREER HIGHLIGHTS:

- Arizona Fall League Invitee following the 2024 season. 2024 Twins Spring Breakout Roster Member
- Led Wichita in Stolen Bases, Second in Home Runs in 2024.
- Second on Cedar Rapids in Home Runs, Doubles, and RBI in 2023.

INFELDERS

Jake RUCKER

Height: 6'1" Bats: R Birthdate: 9/14/1999
 Weight: 200 Throws: R School: Tennessee
 Birthplace: Greenbrier, TN
 Acquired: 2021 MLB Draft, Round 7



YR	Team	LG	AVG	AB	PA	R	H	2B	3B	HR	RBI	BB	SO	SB	CS	OBP	SLG	OPS	HBP
2021	Ft. Myers	FSL	0.265	68	85	10	18	2	1	0	10	10	16	2	1	0.376	0.324	0.700	4
2022	Cedar Rapids	MID	0.262	206	239	29	54	16	2	6	35	22	52	5	5	0.345	0.447	0.792	6
2022	Ft. Myers	FSL	0.225	218	260	37	49	9	4	2	17	33	53	13	7	0.338	0.330	0.668	6
2022	St. Paul	INT	0.115	26	30	3	3	0	0	1	3	2	10	1	0	0.200	0.231	0.431	1
2023	Wichita	TEX	0.248	420	476	51	104	21	4	9	63	42	123	10	11	0.323	0.381	0.704	7
2024	Wichita	TEX	0.261	468	515	55	122	23	1	9	68	35	77	5	4	0.321	0.372	0.693	8

CAREER HIGHLIGHTS:

- Led Wichita in Hits and RBI, second in doubles in 2024.
- Wind Surge All-Time Leader in Games Played, Hits, RBI, and Doubles. 3rd All-Time in Runs scored.
- In College, 2021 First-Team All-SEC at Tennessee.

Tanner SCHOBEL

Height: 5'10" Bats: R Birthdate: 6/4/2001
 Weight: 190 Throws: R School: Virginia Tech
 Birthplace: Williamsburg, VA
 Acquired: 2022 MLB Draft, Round CB-B



YR	Team	LG	AVG	AB	PA	R	H	2B	3B	HR	RBI	BB	SO	SB	CS	OBP	SLG	OPS	HBP	GIDP
2022	Ft. Myers	FSL	0.242	99	120	11	24	3	0	1	10	18	23	6	1	0.367	0.303	0.670	2	2
2022	FCL Twins	FCL	0.200	15	16	3	3	1	0	0	1	1	3	1	0	0.250	0.267	0.517	0	0
2023	Cedar Rapids	MID	0.288	302	347	53	87	10	5	14	61	36	64	9	1	0.366	0.493	0.859	4	7
2023	Wichita	TEX	0.226	177	207	19	40	6	1	2	18	25	40	3	1	0.329	0.305	0.634	3	6
2024	Wichita	TEX	0.211	455	520	67	96	20	4	10	53	59	124	13	6	0.301	0.338	0.639	1	7

CAREER HIGHLIGHTS:

- 2023 Midwest League Postseason All-Star, Twins MiLB.com organizational All-Star.
- Member of Twins Spring Breakout Roster in 2024.
- Led Wichita in Runs, triples, and walks in 2024. Second on the team in stolen bases, T-3 in Home Runs.

Dalton SHUFFIELD

Height: 5'9" Bats: R Birthdate: 3/31/1999
 Weight: 170 Throws: R School: Texas State
 Birthplace: San Antonio, TX
 Acquired: 2022 MLB Draft, Round 10



YR	Team	LG	AVG	AB	PA	R	H	2B	3B	HR	RBI	BB	SO	SB	CS	OBP	SLG	OPS	HBP
2022	St. Paul	INT	0.271	48	51	5	13	3	2	2	9	3	14	1	0	0.314	0.542	0.856	0
2022	Cedar Rapids	MID	0.292	24	28	3	7	0	0	1	2	4	10	2	0	0.393	0.417	0.810	0
2022	FCL Twins	FCL	0.500	10	13	4	5	0	0	1	2	3	0	0	0	0.615	0.800	1.415	0
2023	Ft. Myers	FSL	0.261	111	136	23	29	5	2	2	17	24	36	11	1	0.39	0.396	0.786	0
2023	Wichita	TEX	0.241	87	101	11	21	2	0	4	10	13	28	6	1	0.337	0.402	0.739	0
2023	FCL Twins	FCL	0.545	11	13	2	6	0	0	0	0	2	1	1	1	0.615	0.545	1.16	0
2023	Cedar Rapids	MID	0.143	7	7	1	1	0	0	0	0	0	4	0	0	0.143	0.143	0.286	0
2024	Wichita	TEX	0.228	123	139	20	28	6	0	4	19	13	38	7	1	0.309	0.374	0.683	2
2024	St. Paul	INT	0.216	74	82	12	16	4	1	1	15	6	22	3	1	0.284	0.338	0.622	1
2024	Cedar Rapids	MID	0.227	44	48	5	10	2	1	2	9	4	16	2	1	0.292	0.455	0.747	0

CAREER HIGHLIGHTS:

- Played every position on the diamond except pitcher and catcher across three levels in 2024.
- In college, 2022 Sun Belt Conference Player of the Year



2025 WIND SURGE

OUTFIELDERS

Allan CERDA

Height: 6'2" Bats: R Birthdate: 11/24/1999
 Weight: 230 Throws: R School: N/A
 Birthplace: Santo Domingo, DR
 Acquired: 2024 Free Agent Signing



YR	Team	LG	AVG	AB	PA	R	H	2B	3B	HR	RBI	BB	SB	CS	OBP	SLG	OPS	HBP	GIDP
2018	DSL Reds	DSL	0.272	173	214	35	47	11	0	6	34	25	3	2	0.402	0.439	0.841	14	4
2019	Greenville	APP	0.22	132	165	22	29	6	0	9	27	20	2	2	0.360	0.470	0.830	10	1
2021	Daytona	FSL	0.242	227	276	42	55	14	4	14	42	31	1	7	0.362	0.524	0.886	14	3
2021	Dayton	MID	0.273	77	87	15	21	8	1	3	13	10	1	1	0.356	0.519	0.875	0	0
2022	Dayton	MID	0.219	201	249	38	44	13	1	13	31	42	3	3	0.369	0.488	0.857	6	2
2022	Chattanooga	SOU	0.198	207	257	36	41	9	0	11	25	42	4	1	0.350	0.401	0.751	7	2
2023	Chattanooga	SOU	0.181	155	193	23	28	7	0	6	22	31	5	6	0.342	0.342	0.684	7	0
2023	Dayton	MID	0.238	21	30	4	5	1	0	0	4	7	0	0	0.433	0.286	0.719	1	1
2023	ACL Reds	ACL	0.235	17	27	8	4	1	0	3	6	10	1	0	0.519	0.824	1.343	0	0
2023	Daytona	FSL	0.143	21	22	3	3	0	1	1	2	1	0	0	0.182	0.381	0.563	0	0
2024	Chattanooga	SOU	0.181	72	83	10	13	2	1	3	8	11	1	0	0.289	0.361	0.65	0	0
2024	Richmond	EAS	0.2	20	22	3	4	0	0	2	3	2	0	0	0.273	0.500	0.773	0	1
2024	Eugene	NWL	0.214	14	16	3	3	1	0	2	3	1	0	0	0.313	0.714	1.027	1	0

CAREER HIGHLIGHTS:

- Cincinnati Reds MiLB.com Organization All-Star in 2021 & 2022.
- Florida State League Postseason All-Star in 2021.
- Played in both the Reds and Giants organization in 2024

Tyler DEARDEN

Height: 6'2" Bats: L Birthdate: 7/6/1998
 Weight: 210 Throws: R School: Rancocas-Valley Regional (HS)
 Birthplace: Lumberton, NJ
 Acquired: 2024 Free Agent Signing



YR	Team	LG	AVG	AB	PA	R	H	2B	3B	HR	RBI	BB	SO	SB	CS	OBP	SLG	OPS	HBP	GIDP
2017	GCL Red Sox	FCL	0.257	74	94	9	19	5	0	2	15	14	28	1	1	0.409	0.405	0.814	5	3
2018	Lowell	NYP	0.306	170	187	30	52	12	1	4	23	12	60	0	1	0.364	0.459	0.823	4	1
2019	Greenville	SAL	0.202	208	232	18	42	7	2	4	21	16	80	0	0	0.269	0.313	0.582	3	2
2021	Greenville	SAL	0.261	352	418	73	92	20	0	24	80	55	114	1	0	0.368	0.523	0.891	7	7
2022	Portland	EAS	0.263	316	376	40	83	16	1	8	47	49	103	0	2	0.367	0.396	0.763	6	1
2023	Portland	EAS	0.270	248	286	34	67	12	1	7	41	33	70	0	1	0.361	0.411	0.772	3	4
2023	Worcester	INT	0.125	8	8	0	1	0	0	0	1	0	2	0	0	0.125	0.125	0.250	0	1
2024	Wichita	TEX	0.221	95	105	9	21	9	0	0	6	7	27	0	0	0.276	0.316	0.592	1	2
2024	Cedar Rapids	MID	0.364	33	35	3	12	3	0	0	4	0	8	0	0	0.400	0.455	0.855	2	0

CAREER HIGHLIGHTS:

- Initially a 29th round selection of the Red Sox in 2017, reached as high as AAA-Worcester in 2023.
- Red Sox MiLB.com Organization All-Star and South Atlantic League Postseason All-Star in 2021.
- 2018 New York-Penn League Mid-Season All-Star




2025 WIND SURGE

OUTFIELDERS

Kyler FEDKO

Height: 6'1" Bats: R Birthdate: 9/21/1999
 Weight: 210 Throws: R School: UCONN
 Birthplace: Gibsonia, PA
 Acquired: 2021 MLB Draft, Round 12




YR	Team	LG	AVG	AB	PA	R	H	2B	3B	HR	RBI	BB	SO	SB	CS	OBP	SLG	OPS	HBP	GIDP
2021	Ft. Myers	FSL	0.235	68	81	11	16	2	0	0	8	11	19	2	0	0.346	0.265	0.611	1	1
2022	Cedar Rapids	MID	0.231	320	366	54	74	16	3	8	38	39	69	9	2	0.322	0.375	0.697	5	6
2022	Ft. Myers	FSL	0.318	88	109	19	28	5	1	2	16	17	22	4	1	0.422	0.466	0.888	1	2
2023	Cedar Rapids	MID	0.242	165	211	29	40	6	2	6	24	41	39	5	2	0.398	0.412	0.81	3	1
2024	Wichita	TEX	0.227	251	294	24	57	14	0	3	21	37	59	7	4	0.327	0.319	0.646	2	5

CAREER HIGHLIGHTS:

- Twins MiLB.com Organization All-Star in 2021.
- In College: 2021 Big East Player of the Year, Collegiate Baseball Second-team All-American

Walker JENKINS

Height: 6'3" Bats: L Birthdate: 2/19/2005
 Weight: 224 Throws: R School: South Brunswick
 Birthplace: Wilmington, NC High School
 Acquired: 2023 MLB Draft, Round 1



YR	Team	LG	AVG	AB	PA	R	H	2B	3B	HR	RBI	BB	SO	SB	CS	OBP	SLG	OPS	HBP	GIDP
2023	Ft. Myers	FSL	0.392	51	56	10	20	2	3	1	10	4	6	2	1	0.446	0.608	1.054	1	2
2024	Cedar Rapids	MID	0.290	131	152	21	38	12	2	3	17	17	24	8	2	0.382	0.481	0.863	3	0
2024	Ft. Myers	FSL	0.273	121	151	20	33	6	1	3	33	28	17	4	1	0.404	0.413	0.817	0	3
2024	Wichita	TEX	0.160	25	28	3	4	1	0	0	1	3	4	2	0	0.250	0.200	0.450	0	0

CAREER HIGHLIGHTS:

- #1 Prospect in Twins Organization, #3 Prospect in Major League Baseball per MLB.com
- #5 Overall Selection in 2023 MLB Draft.
- Hit .362 across 26 games in 2023 in his first action as a pro

Kala'i ROSARIO

Height: 6'0" Bats: R Birthdate: 7/2/2002
 Weight: 215 Throws: R School: Waiakea HS
 Birthplace: Papaikou, HI
 Acquired: 2020 MLB Draft, Round 5



YR	Team	LG	AVG	AB	PA	R	H	2B	3B	HR	RBI	BB	SO	SB	CS	OBP	SLG	OPS	HBP	GIDP
2021	FCL Twins	FCL	0.277	188	208	32	52	10	4	5	40	19	66	4	0	0.341	0.452	0.793	0	5
2022	Ft. Myers	FSL	0.239	373	419	53	89	21	3	12	46	34	136	7	2	0.320	0.408	0.728	11	5
2023	Cedar Rapids	MID	0.252	445	530	71	112	27	3	21	94	75	157	2	2	0.364	0.467	0.831	6	13
2024	Wichita	TEX	0.235	264	299	36	62	19	1	8	34	32	91	3	0	0.321	0.405	0.726	2	7
2024	Ft. Myers	FSL	0.400	5	8	2	2	0	0	2	3	3	0	0	0	0.625	1.600	2.225	0	0

CAREER HIGHLIGHTS:

- Arizona Fall League Invitee in 2023 & 2024. Made AFL Rising Stars Team in 2023.
- Twins MiLB.com Organizational All-Star, Midwest League Post-Season All-Star, Midwest League Most Valuable Player in 2023.
- Led Cedar Rapids in hits, doubles, home runs, and RBI in 2023.
- 2021 FCL Postseason All-Star.

1905-1933: Wichita plays host to a minor league team at a ballpark on Ackerman Island in the middle of the Arkansas River. The team shuffles through a variety of names, including the Wichita Jobbers, Witches, Izzies, Larks, Aviators and Oilers.




BALLFIELD ON ACKERMAN ISLAND

(Photo: WSU Libraries, Special Collections, and University Archives)

1933: The stadium on Ackerman Island burns down, and the island itself is eventually integrated into the river.

1934: A new stadium is constructed off the west bank of the Arkansas River with the purpose of launching a national tournament sponsored by Raymond Dumont. Dumont recruits Satchel Paige to participate in the first tournament in 1935 and he strikes out 60 batters and wins four games. Paige's Bismark Larks win the inaugural competition. This tournament, now known as the National Baseball Congress World Series, is still played annually in Wichita today.



1935 BISMARCK LARKS, INCLUDING SACHEL PAIGE (Photo: University of North Dakota)

1950-55: Affiliated baseball returns to Wichita with the expansion of the Class-A Western League. The Wichita Indians serve as the affiliate of the St. Louis Browns (1950, 1953), Cleveland Indians (1951-52), and Baltimore Orioles (1954-55).

Notable alumni include Don Larsen, responsible for the only perfect game in World Series history, and Bob Turley, the 1958 World Series MVP and AL Cy Young award winner.


1956-58: The Triple-A American Association's Toledo Sox relocate to Wichita as the Wichita Braves. The Braves serve as the Triple-A affiliate of the Milwaukee Braves for three seasons before the franchise transfers to Fort Worth following the 1958 seasons. Future Hall of Fame broadcaster Bob Uecker plays two games with the franchise in 1957.

1970-84: The Wichita Aeros are added as an expansion franchise in the Triple-A American Association in 1970. Over their 15 year history, the Aeros were affiliated with the Cleveland Indians (1970-71), Chicago Cubs (1972-80), Texas Rangers (1981), Montreal Expos (1982-83) and Cincinnati Reds (1984). The franchise is transferred to Buffalo, New York following the 1984 season. Alumni include hall of fame relief pitchers Lee Smith and Bruce Sutter.



WICHITA AEROS LOGO

1987-2007: Following the 1986 season, the Texas League's Beaumont Golden Gators, the Double-A affiliate of the San Diego Padres, are sold and relocate to Wichita as the Wichita Pilots. After two seasons, the franchise rebrands as the Wichita Wranglers. The Wranglers serve as Padres AA affiliate until 1994 before affiliating with the Kansas City Royals from 1995-2007. After the 2007 campaign, the team relocates to Springdale, Arkansas as the Northwest Arkansas Naturals. The Wranglers won Texas League Championships in 1987, 1992, and 1999. Pilots/Wranglers Alumni include MLB All-Stars Roberto Alomar, Johnny Damon, Zack Grienke, Alex Gordon and Carlos Beltran.



JOHNNY DAMON
(Photo: Kansas Baseball Hall of Fame)

2008-2018: Following the departure of the Wranglers for Arkansas, the Wichita Wingnuts join the now independent American Association as an expansion franchise. Over their 11 season history, the Wingnuts win eight division championships and capture the league title in 2014. After the 2018 season, the city of Wichita pays the franchise 2.2 million dollars to buy out the rest of their lease at Lawrence-Dumont Stadium to make way for the construction of what is now Equity Bank Park.

September 2018: The City of Wichita Approves \$75 Million in funding for a new ballpark to replace Lawrence-Dumont Stadium, and the Triple-A New Orleans BabyCakes of the Pacific Coast League submit a request to move to Wichita.

November 2018: Lawrence Dumont Stadium is Demolished.



LAWRENCE-DUMONT STADIUM
Photo: The Hutchinson News

February 14, 2019: Groundbreaking for the construction of the new ballpark.

August 7, 2019: Topping out ceremony to celebrate the placement of the final steel beam on the foundation of the new ballpark.

September 2, 2019: The New Orleans BabyCakes, the PCL franchise slated to relocate to Wichita, defeat the Oklahoma City Dodgers in their final game.

November 13, 2019: The new MiLB franchise in Wichita is officially named the Wichita Wind Surge.

March 12, 2020: Minor League Baseball announces it would delay the start of the upcoming 2020 season due to the coronavirus.

April 9, 2020: The Surge's first scheduled game at Round Rock is cancelled due to the pandemic.

April 14, 2020: The Surge's scheduled home opener vs Memphis is cancelled due to the pandemic.



HISTORICAL TIMELINE

June 30, 2020: Minor League baseball officially cancels the 2020 season.

July 29, 2020: Wind Surge owner Lou Schwecheimer passes away due to complications from Covid-19.

December 9, 2020: Major League Baseball Announces that the Surge will join the Texas League as the Minnesota Twins' AA Affiliate.

April 10, 2021: The Wichita State Shockers defeat the Houston Cougars in the first baseball game played at Equity Bank Park.



WICHITA ST. VS. HOUSTON, 4/10/21

May 4, 2021: The Surge win their inaugural game at Springfield by a score of 2-0. Mark Contreras drives in the go-ahead run and Tom Hackimer is the winning pitcher.

May 11, 2021: The Surge lose in their first game at Equity Bank Park, falling 3-2 to Amarillo.

June 4, 2021: Jose Miranda hits a 481 foot walk-off Home Run to lift the Surge over Arkansas in 10 innings.

July 27, 2021: The Surge score in every inning en route to an 18-8 win at Northwest Arkansas.

September 2, 2021: Three Arkansas pitchers combine to no-hit Wichita.

September 16, 2021: Wichita clinches the top seed in the AA

September 24, 2021: Northwest Arkansas finishes off a sweep of the AA Central Championship Series with a 6-2 Game 3 victory over Wichita.



LOUIE VARLAND

May 6, 2022: A pair of brother's face off on the mound as opposing starting pitchers: Wichita's Louie Varland vs. Tulsa's Gus Varland. Louie earns the bragging rights as the Surge win 7-2.

May 18, 2022: Spencer Steer belts a pinch hit walk-off home run to vault Wichita over Springfield 7-6.

May 19, 2022: Twins outfielder Trevor Larnach becomes the first player on an MLB Rehab assignment to play for the Surge. He hit a 3-run home run.



TREVOR LARNACH

July 13-16, 2022: Chris Williams hits a home run in four consecutive games for the Surge, all against Arkansas.

July 14, 2022: Andrew Bechtold hits a 500 foot home run, setting the record at the time for the longest home run at Equity Bank Park.

July 17, 2022: Christian Encarnacion-Strand hits for the cycle in an 11-1 victory over Arkansas. It remains the only cycle in franchise history.




CHRISTIAN ENCARNACION-STRAND

August 6, 2022: NL All-Star Fernando Tatis Jr. plays against the Wind Surge with San Antonio, the Padres AA affiliate. He goes 0-2 with two walks and a strikeout.

August 7, 2022: Wind Surge manager Ramon Borrego notches his 500th career victory in a 2-1 win over Arkansas.

August 14, 2022: Will Holland hits the first ever inside the park home run for the Surge in a 10-4 win over Corpus Christi.

August 19, 2022: Daniel Gossett pitches a complete game no-hitter against Tulsa. To date this is both the only complete game and no-hitter in Wind Surge history.



DANIEL GOSSETT AFTER HIS NO-HITTER

August 31, 2022: Former NL All-Star Jack Flaherty starts against Wichita on a rehab assignment with Springfield, pitching 6.2 innings giving up 3 runs and striking out nine.

September 13, 2022: Wind Surge clinch the second-half division title and a playoff berth with a 3-1 win against Midland.

September 20, 2022: Wichita notches its first ever playoff victory with a 17-1 throttling of Tulsa in Game 1 of the Texas League Division Series.

September 22, 2022: Wind Surge complete a sweep of Tulsa to advance to the Texas League Championship Series.



WICHITA CELEBRATES AFTER ADVANCING TO THE TLCS

September 27, 2022: Frisco completes a two game sweep over Wichita in the Texas League Championship Series with a 7-5 victory.

December 5th, 2022: CBI sells the Wichita Wind Surge to Diamond Baseball Holdings.

January 4th, 2023: DBH announces Jay Miller will return as President of the Wind Surge after a previous stint in the role from 2019-20.



HISTORICAL TIMELINE

May 7, 2024: Carson McCusker becomes the first Wind Surge player to hit three home runs in a game as part of a 5 hit, 6 RBI effort. The last of his home runs travels 504 feet, setting the mark for longest home run in Equity Bank Park history.



CARSON MCCUSKER

May 7-12, 2024: Wichita draws 35,381 fans through the gates for a six game series against Arkansas, the most in a six game homestand in franchise history.

May 28-31, 2024: Wind Surge manager Ramon Borrego is ejected from three consecutive games against Springfield.

August 2, 2024: The Surge welcome their one millionth fan in franchise history into Equity Bank Park.



THE SURGE'S ONE MILLIONTH FAN

September 14, 2024: Jake Rucker picks up his 226th career hit in a Wind Surge Uniform to set the mark for most hits in franchise history. Rucker's 131 career RBI also top the franchise leaderboard.



JAKE RUCKER

April 4, 2025: The Wind Surge will open the 2025 season at Springfield.



SURGE GM MATT HAMILTON



TWO TIME SURGE PRESIDENT
JAY MILLER (RIGHT)



THROUGH THE YEARS

YEAR BY YEAR RECORDS

BOLD: Made Playoffs

YEAR	RECORD	WIN %	PLACE	GB	1ST HALF	2ND HALF
2021	69-51	.575	1st	--	N/A	N/A
2022	78-59	.569	1st	--	35-33 (3rd)	43-26 (1st)
2023	64-73	.467	4th	8.5	28-40 (5th)	36-33 (2nd)
2024	58-80	.420	5th	22.5	31-38 (5th)	27-42 (5th)
ALL TIME	269-263	.506				

ALL TIME REGULAR SEASON RECORD VS OPPONENTS

TEXAS LEAGUE NORTH	HOME	AWAY	OVERALL
Arkansas	24-18	22-14	46-32
NW Arkansas	24-24	21-20	45-44
Springfield	22-23	21-24	43-47
Tulsa	27-27	17-31	44-58
TEXAS LEAGUE SOUTH	HOME	AWAY	OVERALL
Amarillo	5-7	8-10	13-17
Corpus Christi	5-1	9-9	14-10
Frisco	9-9	9-8	18-17
Midland	15-9	15-9	30-18
San Antonio	7-11	9-9	16-20
ALL TIME	138-129	131-134	

SITUATIONAL RECORDS

SITUATION	2021	2022	2023	2024	ALL TIME
Vs RHP (Starter)	45-37	60-43	57-61	41-65	203-206
Vs LHP (Starter)	24-14	18-17	7-12	17-15	66-58
Extra Inning Games	5-4	11-6	6-4	7-9	29-23
One Run Games	20-17	23-23	19-20	16-33	78-93
Shutouts	8-6	8-7	5-6	3-7	24-26
Surge Score 5+ Runs	54-12	61-9	44-23	40-20	199-64
Surge Score First	41-20	54-15	42-34	40-30	171-99
Surge Hit a HR	51-23	59-33	49-38	35-43	194-137
Surge Hit 2+ HR	29-10	41-10	31-17	17-14	118-51
Day Games	14-7	13-10	11-16	13-12	51-45
Night Games	54-44	65-49	53-57	46-68	218-218
Series Openers	12-8	12-12	13-11	5-20	42-51
Series Finales	14-6	14-10	11-13	14-11	53-40
Lead After 7 Innings	54-5	64-4	47-8	49-10	214-27
Trail After 7 Innings	5-38	4-47	1-61	5-60	15-206
White Jerseys	23-19	15-14	14-22	15-14	67-69
Grey Jerseys	23-18	14-11	10-10	5-10	52-49
Red Jerseys	21-14	36-26	27-30	13-17	97-87
Navy Jerseys	--	--	--	19-25	19-25
Turbo Tubs	--	7-4	6-5	0-4	13-13
Tumba Vacas	--	2-3	4-0	1-3	7-6



WIND SURGE RECORDS

WIND SURGE FRANCHISE FIRSTS

First Game.....	5/4/21 @ Springfield
First Win.....	5/4/21 @ Springfield
First Home Game.....	5/11/21 vs Amarillo
First Home Win.....	5/12/21 vs Amarillo
First Series Win.....	5/4/21-5/9/21, win 5 of 6 Games @ Springfield
First Series Sweep.....	7/12/22-7/17/22 6 Games vs Arkansas
First Pitch Thrown.....	Josh Winder, Strike, 5/4/21 @ Springfield
First Plate Appearance.....	Gilberto Celestino, 5/4/21 @ Springfield
First Hit.....	Gilberto Celestino, Single, 5/4/21 @ Springfield
First Extra-Base Hit.....	Jimmy Kerrigan, Triple 5/4/21 @ Springfield, 2nd Inning
First Double.....	Jermaine Palacios, 5/4/21 @ Springfield, 6th Inning
First Home Run.....	Jose Miranda, 5/5/21 @ Springfield
First Cycle.....	Christian Encarnacion-Strand, 7/17/22 vs Arkansas
First Grand Slam.....	Aaron Whitefield, 5/6/21 @ Springfield
First Pinch Hit Home Run.....	Spencer Steer, 5/19/22 vs Springfield
First Walk-Off Home Run.....	Gilberto Celestino, 5/29/21 vs Springfield



GILBERTO CELESTINO



AARON WHITEFIELD

First Inside the Park Home Run.....	Will Holland, 8/14/22 vs Corpus Christi
First Run Scored.....	Damek Tomscha, 5/4/21 @ Springfield, 8th Inning
First RBI.....	Mark Contreras, 5/4/21 @ Springfield, 8th Inning
First Walk (Batter).....	Jose Miranda, 5/4/21 @ Springfield, 1st Inning
First Stolen Base.....	Aaron Whitefield, 5/4/21 @ Springfield, 9th Inning
First Win (P).....	Tom Hackimer, 5/4/21 @ Springfield
First Complete Game.....	Daniel Gossett, 8/19/22 vs Tulsa
First No Hitter.....	Daniel Gossett, 8/19/22 vs Tulsa
First Save.....	Yennier Cano, 5/4/21 @ Springfield
First Strikeout (Pitcher).....	Josh Winder, 5/4/21 @ Springfield
First Outfield Assist.....	Aaron Whitefield (7-2), 5/4/21 @ Springfield
First Double Play Turned....	Jermaine Palacios-Jose Miranda-Damek Tomscha (6-4-3), 5/5/21 @ Springfield
First Player Ejected.....	Peter Mooney, 5/30/21 vs Springfield
First Player Promoted.....	Jimmy Kerrigan, Promoted to St. Paul on 5/9/21
First Major League Rehab Assignment.....	Trevor Larnach, May 2022
First Wind Surge Alumnus in MLB.....	Gilberto Celestino, Made MLB Debut 6/2/21



WIND SURGE RECORDS

TEAM SINGLE SEASON GENERAL RECORDS

Most Wins.....	78, 2022
Most Losses.....	80, 2024
Highest Winning Percentage.....	.575, 2021
Lowest Winning Percentage.....	.420, 2024
Most Home Wins.....	43, 2022
Most Home Losses.....	39, 2024
Most Away Wins.....	35, 2021 & 2022
Most Away Losses.....	41, 2024
Highest Run Differential.....	102, 2022
Lowest Run Differential.....	-49, 2023
Most Extra Inning Games.....	17, 2022
Most Extra Inning Wins.....	11, 2022
Most Extra inning Losses.....	9, 2024
Most Wins vs One Team.....	16, Springfield, 2021
Most Losses vs One Team.....	19, Springfield, 2024
Most Players Used.....	65, 2022
Fewest Players Used.....	50, 2024
Most Pitchers Used.....	37, 2021
Fewest Pitchers Used.....	33, 2024
Most Consecutive Wins.....	8, 4/27/22-5/7/22
Most Consecutive Losses.....	9, 4/7/24-4/17/24
Most Shutout Wins.....	8, 2021 & 2022
Most Shutout Losses.....	8, 2022

TEAM SINGLE SEASON BATTING RECORDS

Highest Batting Average.....	.261, 2022
Lowest Batting Average.....	.231, 2024
Highest On Base Percentage.....	.356, 2022
Highest Slugging Percentage.....	.427, 2022
Most Runs Scored.....	729, 2022
Fewest Runs Scored.....	623, 2024
Most Games Scoring 10+ Runs.....	19, 2022
Most Hits.....	1,192, 2023
Fewest Hits.....	1,038, 2021
Most Doubles.....	240, 2024
Most Triples.....	32, 2023
Most Home Runs.....	164, 2022
Fewest Home Runs.....	123, 2024
Most Grand Slams.....	6, 2022
Most Extra Base Hits.....	413, 2023
Most Stolen Bases.....	211, 2023
Fewest Stolen Bases.....	123, 2021



WIND SURGE RECORDS

TEAM SINGLE SEASON BATTING RECORDS CONT.

Most Times Caught Stealing.....	68, 2023
Fewest Times Caught Stealing.....	41, 2021
Most Walks.....	613, 2022
Fewest Walks.....	458, 2021
Most Strikeouts.....	1,320, 2023
Fewest Strikeouts.....	1,142, 2021
Most Sacrifice Flies.....	42, 2021
Most Double Plays Hit Into.....	95, 2022

TEAM SINGLE SEASON PITCHING RECORDS

Lowest ERA.....	4.11, 2024
Highest ERA.....	5.06, 2023
Lowest WHIP.....	1.31, 2024
Highest WHIP.....	1.44, 2023
Most Shutouts.....	8, 2021 & 2022
Fewest Shutouts.....	3, 2024
Fewest Runs Allowed.....	577, 2021
Most Runs Allowed.....	756, 2023
Most Saves.....	32, 2022
Most Blown Saves.....	31, 2022
Most Quality Starts.....	28, 2024
Most Home Runs Allowed.....	188, 2023
Fewest Home Runs Allowed.....	99, 2024
Most Strikeouts.....	1,311, 2022
Fewest Strikeouts.....	1,176, 2024
Most Walks.....	559, 2022
Fewest Walks.....	487, 2023
Most Hit Batsmen.....	83, 2023
Most Wild Pitches.....	105, 2022
Fewest Wild Pitches.....	68, 2021
Most Complete Games.....	1, 2022
Most Consecutive Shutout Innings.....	22.2, 8/2023

TEAM SINGLE SEASON FIELDING RECORDS

Highest Fielding Percentage.....	.978, 2022
Lowest Fielding Percentage.....	.975, 2021
Most Errors.....	113, 2023, 2024
Fewest Errors.....	104, 2021
Most Double Plays.....	96, 2023
Fewest Double Plays.....	71, 2022
Most Passed Balls.....	24, 2024
Fewest Passed Balls.....	10, 2023



WIND SURGE RECORDS

TEAM SINGLE GAME GENERAL RECORDS

Longest Time of Game.....	4:28, 8/5/21 vs Midland (10 innings)
Longest Time of a 9 Inning Game.....	4:01, 2x
Shortest time of Game.....	1:19, 8/9/23 @ NW Arkansas (5 innings)
Shortest Time of a 9 inning Game.....	1:56, 8/19/22 vs Tulsa
Largest Margin of Victory.....	14, 2x
Largest Margin of Defeat.....	11, 3x
Largest Home Crowd.....	10,442, 9/16/23 vs Midland
Largest Road Crowd.....	8,982, 8/27/22 @ Frisco
Smallest Home Crowd.....	1,716, 8/14/22 vs Corpus Christi
Smallest Road Crowd.....	1,503, 5/9/21 @ Springfield
Coldest First Pitch Temperature.....	45 degrees, 4/15/23 vs NW Arkansas
Warmest First Pitch Temperature.....	110 degrees, 8/19/23 vs Springfield

TEAM SINGLE GAME BATTING RECORDS

Most Runs Scored In a Game.....	18, 7/27/21 @ NW Arkansas
Most Runs Scored In an Inning.....	10, 8/16/22, 6th Inning vs Tulsa
Most Hits In a Game.....	23, 7/27/21 @ NW Arkansas
Fewest Hits in a Game.....	0, 9/2/21 @ Arkansas
Most Hits in an Inning.....	11, 7/16/23, 5th Inning vs Springfield
Most Doubles in a Game.....	7, 3x
Most Triples in a Game.....	2, 4x
Most Home Runs in a Game.....	7, 2x
Most RBI in a Game.....	17, 8/16/22 vs Tulsa
Most Runners LOB in a Game.....	15, 8/17/21 @ Springfield
Most Walks in a Game.....	15, 8/17/22 vs Tulsa
Most Strikeouts in a Game.....	18, 7/4/23 @ Tulsa
Most Stolen Bases in a Game.....	8, 8/6/23 vs Tulsa
Most HBP in a Game.....	4, Many

TEAM SINGLE GAME PITCHING RECORDS

Most Runs Allowed In a Game.....	19, 7/26/23 vs Frisco
Most Runs Allowed in an Inning.....	10, 9/9/21, 2nd inning @ NW Arkansas
Most Hits Allowed in A Game.....	19, 4x
Most Hits Allowed in an Inning.....	9, 7/25/23 vs Frisco
Most Strikeouts in a Game.....	20, 8/16/22 vs Tulsa
Most Walks Allowed in a Game.....	11, 2x
Most Home Runs Allowed in a Game.....	6, 2x
Most Stolen Bases Allowed in a Game.....	8, 8/6/24 @ Corpus Christi
Most Balks in a Game.....	3, 2x

TEAM SINGLE GAME FIELDING RECORDS

Most Errors in a Game.....	6, 8/4/23 vs Tulsa
Most Errors by an Opposing Team in a Game.....	7, 5/11/23 Vs Frisco



WIND SURGE RECORDS

INDIVIDUAL SINGLE GAME BATTING RECORDS

Most Hits in a Game.....	5, 6x, Most Recently Ricardo Olivar on 7/31/24 vs NWA
Most Doubles in a Game.....	4, DaShawn Keirsej Jr, 7/12/22 vs Arkansas
Most Triples in a Game.....	2, Willie Joe Garry Jr, 8/8/2023 at NW Arkansas
Most Home Runs in a Game.....	3, Carson McCusker, 5/7/2024 vs Arkansas
Most Runs in a Game.....	5, Carson McCusker, 5/7/2024 vs Arkansas
Most Stolen Bases in a Game.....	4, Austin Martin, 4/25/2022 at NW Arkansas
Most Walks in a Game.....	4, Many
Most Strikeouts in a Game.....	4, Many

INDIVIDUAL SINGLE GAME PITCHING RECORDS

Most Runs Allowed in a Game.....	10, Pierson Ohl, 7/7/24 @ NW Arkansas
Most Earned Runs Allowed in a Game.....	8, 3x, Most Recently Chad Donato on 7/25/23 vs Frisco
Most Hits Allowed in a Game.....	11, Carlos Luna, 8/19/23 vs Springfield
Fewest Hits Allowed in a Game (SP).....	0, Daniel Gossett, 8/19/22 vs Tulsa
Most Home Runs Allowed in a Game.....	5, Brett Headrick, 7/23/22 at Tulsa
Most Strikeouts in a Game.....	11, Jordan Balazovic, 7/15/21 vs Tulsa
Most Walks Allowed in a Game.....	6, 2x, Most Recently Rafael Marcano on 4/16/24 vs Tulsa
Most Innings Pitched (SP).....	9.0, Daniel Gossett, 8/19/22 vs Tulsa
Most Innings Pitched (RP).....	5.1, Jaylen Nowlin, 5/10/24 vs Arkansas
Fewest Innings Pitched (SP).....	0.0, 2x, Most Recently Marco Raya on 8/4/23 vs Tulsa
Most Balks.....	2, Many

WIND SURGE LEADOFF HOME RUNS

Jose Miranda.....	6/13/21 vs Springfield
Jose Miranda.....	6/15/21 vs Springfield
Jose Miranda.....	6/22/21 @ Midland
Spencer Steer.....	7/6/21 vs NW Arkansas
Spencer Steer.....	7/22/21 vs Arkansas
BJ Boyd.....	7/31/21 @ NW Arkansas
Matt Wallner.....	6/21/22 vs San Antonio
Matt Wallner.....	7/4/22 vs Amarillo
Matt Wallner.....	7/10/22 vs Amarillo
Edouard Julien.....	7/30/22 vs Corpus Christi
Edouard Julien.....	8/13/22 vs Corpus Christi
Yoyner Fajardo.....	4/14/23 vs NW Arkansas
DaShawn Keirsej Jr.....	6/16/23 @ Midland
Brooks Lee.....	6/28/23 vs NW Arkansas
Yoyner Fajardo.....	8/6/23 vs Tulsa
Emmanuel Rodriguez.....	4/12/24 @ Springfield
Kala'i Rosario.....	5/25/24 vs San Antonio
Emmanuel Rodriguez.....	5/26/24 vs San Antonio
Luke Keaschall.....	6/13/24 vs Midland

Luke Keaschall.....	7/9/24 @ Springfield
Luke Keaschall.....	7/11/24 @ Springfield
Luke Keaschall.....	7/26/24 @ Amarillo

**LUKE
KEASCHALL**





WIND SURGE RECORDS

INDIVIDUAL SINGLE SEASON BATTING RECORDS

Highest Batting Average (Min 300 PA).....	.306, Roy Morales, 2021
Highest On Base Percentage (Min 300 PA).....	.441, Edouard Julien, 2022
Highest Slugging Percentage (Min 300 PA).....	.560, Yunior Severino, 2023
Most Hits.....	143, Yoyner Fajardo, 2023
Most Doubles.....	31, Brooks Lee, 2023
Most Triples.....	8, Yoyner Fajardo, 2023
Most Home Runs.....	24, Yunior Severino, 2023
Most RBI.....	68, Jake Rucker, 2024
Most Extra Base Hits.....	44, Carson McCusker, 2024
Most Runs Scored.....	77, Edouard Julien, 2022
Most Stolen Bases.....	50, Yoyner Fajardo, 2023
Most Times Caught Stealing.....	13, Yoyner Fajardo, 2023
Most Strikeouts.....	136, Ben Ross, 2024
Fewest Strikeouts (Min 300 PA).....	47, Roy Morales, 2021
Most Walks.....	98, Edouard Julien, 2022
Most Intentional Walks.....	5, Matt Wallner, 2022
Most Hit by Pitches.....	21, Austin Martin, 2022
Most Sacrifice Flies.....	7, Aaron Whitefield, 2021
Most Sacrifice Hits.....	3, Daniel Ozoria, 2022
Most Total Bases.....	209, Yoyner Fajardo, 2023

INDIVIDUAL SINGLE SEASON PITCHING RECORDS

Lowest Earned Run Average (Min 75 IP).....	2.46, Cole Sands, 2021
Lowest WHIP (Min 75 IP).....	0.95, Pierson Ohl, 2023
Most Wins.....	10, Kody Funderburk, 2022
Most Losses.....	10, Travis Adams, 2023
Most Saves.....	7, Austin Schulfer, 2022
Most Holds.....	7, Francis Peguero, 2022
Most Games Started.....	25, Travis Adams, 2023
Most Appearances.....	46, Steven Cruz, 2022
Most Innings Pitched.....	110, Austin Schulfer, 2021
Most Earned Runs Allowed.....	69, Travis Adams, 2023
Fewest Earned Runs Allowed (Min 75 IP).....	22, Cole Sands, 2021
Most Strikeouts.....	130, Chris Vallimont, 2023
Most Walks.....	61, Chris Vallimont, 2021
Fewest Walks (Min 75 IP).....	13, Pierson Ohl, 2023
Most Home Runs Allowed.....	30, Carlos Luna, 2023
Fewest Home Runs Allowed (Min 75 IP).....	6, Cole Sands, 2021
Most Hit Batsmen.....	9, Austin Schulfer, 2021

INDIVIDUAL SINGLE SEASON FIELDING RECORDS

Most Errors.....	18, Austin Martin, 2022
Most Outfield Assists.....	9, Matt Wallner, 2022



WIND SURGE RECORDS

INDIVIDUAL CAREER BATTING RECORDS

Most Games Played.....	240, Jake Rucker, 2023-24
Most At Bats.....	888, Jake Rucker, 2023-24
Most Hits.....	226, Jake Rucker, 2023-24
Most Doubles.....	44, Jake Rucker, 2023-24
Most Triples.....	8, 2 tied: Yoyner Fajardo, 2023 & DaShawn Keirsej Jr, 2022-23
Most Home Runs.....	32, 3 tied: Andrew Bechtold, 2021-22, Alex Isola, 2022-24 & Yuniur Severino 2022-23
Most Runs Batted In.....	131, Jake Rucker, 2023-24
Most Runs Scored.....	120, DaShawn Keirsej Jr, 2022-23
Most Extra Base Hits.....	71, DaShawn Keirsej Jr, 2022-23
Most Walks.....	98, Edouard Julien, 2022
Most Strikeouts.....	238, Aaron Sabato, 2022-24
Most Stolen Bases.....	73, DaShawn Keirsej Jr, 2022-23
Most Times Caught Stealing.....	15, Jake Rucker, 2023-24
Most Hit by Pitches.....	31, Austin Martin, 2021-22
Most Sacrifice Flies.....	8, Jake Rucker, 2023-24
Most Double Plays Hit Into.....	22, Aaron Sabato, 2022-24

INDIVIDUAL CAREER PITCHING RECORDS

Most Appearances.....	72, Taylor Floyd, 2023-24
Most Games Started.....	44, Travis Adams, 2023-24
Most Innings Pitched.....	217.2, Travis Adams, 2023-24
Most Wins.....	14, Kody Funderburk, 2021-23
Most Losses.....	17, Travis Adams, 2023-24
Most Saves.....	8, 2 tied: Jordan Gore 2021-22 & Miguel Rodriguez, 2023-24
Most Holds.....	12, Francis Peguero, 2022-23
Most Strikeouts.....	206, Travis Adams, 2023-24
Most Walks.....	84, Chris Vallimont, 2021-22
Most Home Runs Allowed.....	30, Carlos Luna, 2023
Most Hit Batsmen.....	12, 2 tied: Jaylen Nowlin 2023-24 & Austin Schulfert 2021-22
Most Wild Pitches.....	18, Jaylen Nowlin, 2023-24
Most Balks.....	6, Francis Peguero, 2022-23

INDIVIDUAL CAREER FIELDING RECORDS

Most Errors.....	24, Austin Martin, 2021-22
Most Outfield Assists.....	11, DaShawn Keirsej Jr, 2022-23
Most Runners Caught Stealing.....	31, David Banuelos, 2021,23
Most Passed Balls.....	15, Andrew Cossetti, 2024



TOP 5 SEASON HIGHS

BATTING

Batting Average (Min 300 PA)

1. Roy Morales.....	.306, 2021
T-2. Yoyner Fajardo.....	.305, 2023
T-2. DaShawn Keirsej Jr.....	.305, 2023
4. Edouard Julien.....	.300, 2022
5. Brooks Lee.....	.292, 2023

Hits

1. Yoyner Fajardo.....	143, 2023
2. Jake Rucker.....	122, 2024
3. Edouard Julien.....	120, 2022
4. DaShawn Keirsej Jr.....	115, 2022
5. Alex Isola.....	114, 2023

Doubles

1. Brooks Lee.....	31, 2023
T-2. DaShawn Keirsej Jr.....	26, 2022
T-2. Carson McCusker.....	26, 2024
T-4. Andrew Bechtold.....	23, 2021
T-4. Yoyner Fajardo.....	23, 2023
T-4. Jake Rucker.....	23, 2024

Triples

1. Yoyner Fajardo.....	8, 2023
2. DaShawn Keirsej Jr.....	5, 2023
T-3. Jake Rucker.....	4, 2023
T-3. Tanner Schobel.....	4, 2024
T-3. Aaron Whitefield.....	4, 2021

Home Runs

1. Yunion Severino.....	24, 2023
2. Matt Wallner.....	21, 2022
3. Alex Isola.....	20, 2023
4. Jermaine Palacios.....	19, 2021
T-5. Andrew Bechtold.....	18, 2021
T-5. Trey Cabbage.....	18, 2021
T-5. Chris Williams.....	18, 2022

Runs Batted In

1. Jake Rucker.....	68, 2024
2. Edouard Julien.....	67, 2022
T-3. Carson McCusker.....	64, 2024
T-3. Matt Wallner.....	64, 2022
5. Jake Rucker.....	63, 2023

Runs Scored

1. Edouard Julien.....	77, 2022
2. Yoyner Fajardo.....	75, 2023
3. Jermaine Palacios.....	69, 2021
4. Tanner Schobel.....	67, 2024
5. Alex Isola.....	66, 2023

Stolen Bases

1. Yoyner Fajardo.....	50, 2023
2. DaShawn Keirsej Jr.....	42, 2024
3. Aaron Whitefield.....	36, 2021
4. Austin Martin.....	34, 2022
5. DaShawn Keirsej Jr.....	31, 2023

PITCHING

Innings Pitched

1. Austin Schulfer.....	110.0, 2021
2. Travis Adams.....	109.2, 2023
3. Travis Adams.....	108.0, 2024
4. Kody Funderburk.....	107.0, 2022
5. Louie Varland.....	105.0, 2022

Appearances

1. Steven Cruz.....	46, 2022
2. Taylor Floyd.....	44, 2024
3. John Stankewicz.....	41, 2024
4. Hunter McMahan.....	40, 2023
5. Alex Scherff.....	39, 2023

ERA (Min 75 IP)

1. Cole Sands.....	2.46, 2021
2. Pierson Ohl.....	2.69, 2023
3. Kody Funderburk.....	2.94, 2022
4. Louie Varland.....	3.34, 2022
5. Jordan Balazovic.....	3.62, 2021

Wins

1. Kody Funderburk.....	10, 2022
2. Zach Neff.....	8, 2021
T-3. Pierson Ohl.....	7, 2023
T-3. Louie Varland.....	7, 2022
T-5. Denny Bentley.....	6, 2022
T-5. Austin Schulfer.....	6, 2021
T-5. Andrew Morris.....	6, 2024

Saves

1. Austin Schulfer.....	7, 2022
T-2. Jordan Gore.....	6, 2021
T-2. Ryan Mason.....	6, 2021
T-4. Jordan Brink.....	5, 2023
T-4. Miguel Rodriguez.....	5, 2024

Strikeouts

1. Chris Vallimont.....	130, 2021
2. Louie Varland.....	119, 2022
3. Travis Adams.....	109, 2024
4. Austin Schulfer.....	105, 2021
5. David Festa.....	104, 2023

Walks

1. Chris Vallimont.....	61, 2021
2. Austin Schulfer.....	49, 2021
3. Jaylen Nowlin.....	48, 2024
T-4. Kody Funderburk.....	44, 2022
T-4. Marco Raya.....	44, 2024



KODY FUNDERBURK

BATTING

Games Played

1. Jake Rucker.....	240, 2023-24
2. DaShawn Keirsej Jr.....	212, 2022-23
3. Alex Isola.....	187, 2022-24
4. Andrew Bechtold.....	186, 2021-22
5. Aaron Sabato.....	185, 2022-24

Hits

1. Jake Rucker.....	226, 2023-24
2. DaShawn Keirsej Jr.....	225, 2022-23
3. Alex Isola.....	189, 2022-24
4. Andrew Bechtold.....	160, 2021-22
5. Yoyner Fajardo.....	143, 2023

Doubles

1. Jake Rucker.....	44, 2023-24
2. DaShawn Keirsej Jr.....	43, 2022-23
3. Aaron Sabato.....	37, 2022-24
4. Andrew Bechtold.....	36, 2021-22
5. Alex Isola.....	33, 2022-24

Triples

T-1. Yoyner Fajardo.....	8, 2023
T-1. DaShawn Keirsej Jr.....	8, 2022-23
T-3. Will Holland.....	5, 2022-23
T-3. Jake Rucker.....	5, 2022-23
T-3. Tanner Schobel.....	5, 2023-24

Home Runs

T-1. Andrew Bechtold.....	32, 2021-22
T-1. Alex Isola.....	32, 2022-24
T-1. Yunion Severino.....	32, 2022-23
4. Aaron Sabato.....	27, 2022-24
5. Spencer Steer.....	22, 2021-22

Runs Batted In

1. Jake Rucker.....	131, 2023-24
2. Alex Isola.....	106, 2022-24
T-3. DaShawn Keirsej Jr.....	96, 2022-23
T-3. Aaron Sabato.....	96, 2022-24
5. Andrew Bechtold.....	89, 2021-22

Runs Scored

1. DaShawn Keirsej Jr.....	120, 2022-23
T-2. Alex Isola.....	106, 2022-24
T-2. Jake Rucker.....	106, 2023-24
4. Andrew Bechtold.....	98, 2021-22
T-5. Aaron Sabato.....	86, 2022-24
T-5. Tanner Schobel.....	86, 2023-24

Stolen Bases

1. DaShawn Keirsej Jr.....	73, 2022-23
2. Yoyner Fajardo.....	50, 2023
3. Will Holland.....	41, 2022-23
4. Austin Martin.....	39, 2021-22
5. Aaron Whitefield.....	36, 2021

PITCHING

Innings Pitched

1. Travis Adams.....	217.2, 2023-24
2. Pierson Ohl.....	189.0, 2023-24
3. Aaron Rozek.....	176.0, 2021-24
4. Kody Funderburk.....	137.2, 2021-23
5. Jaylen Nowlin.....	134.0, 2023-24

Appearances

1. Taylor Floyd.....	72, 2023-24
2. Alex Scherff.....	64, 2022-23
3. Denny Bentley.....	62, 2022-23
4. Regi Grace.....	58, 2023-24
T-5. Osiris German.....	52, 2022-23
T-5. Hunter McMahon.....	52, 2022-24
T-5. Alex Phillips.....	52, 2021-23

Games Started

1. Travis Adams.....	44, 2023-24
2. Marco Raya.....	35, 2023-24
3. Pierson Ohl.....	29, 2023-24
4. Chris Vallimont.....	27, 2021-22
T-5. Aaron Rozek.....	24, 2021-24
T-5. Austin Schulfer.....	24, 2021-22



TRAVIS ADAMS

Wins

1. Kody Funderburk.....	14, 2021-23
T-2. Pierson Ohl.....	11, 2023-24
T-2. Aaron Rozek.....	11, 2021-24
T-4. Travis Adams.....	9, 2023-24
T-4. Denny Bentley.....	9, 2022-23

Saves

T-1. Jordan Gore.....	8, 2021-22
T-1. Miguel Rodriguez.....	8, 2023-24
3. Austin Schulfer.....	7, 2021-22
T-4. Ryan Mason.....	6, 2021
T-4. Alex Scherff.....	6, 2022-23

Strikeouts

1. Travis Adams.....	206, 2023-24
2. Aaron Rozek.....	156, 2021-24
3. Chris Vallimont.....	150, 2021-22
4. Pierson Ohl.....	144, 2023-24
5. Kody Funderburk.....	140, 2021-23

Walks

1. Chris Vallimont.....	84, 2021-22
2. Travis Adams.....	71, 2023-24
3. Jaylen Nowlin.....	70, 2023-24
4. Marco Raya.....	58, 2023-24
5. Kody Funderburk.....	57, 2021-23



NOTABLE PERFORMANCES

5-HIT GAMES

Jose Miranda.....6/24/21 @ Midland
 Spencer Steer.....7/27/21 vs NW Arkansas
 DaShawn Keirse Jr.....7/12/22 vs Arkansas
 DaShawn Keirse Jr.....7/26/23 vs Frisco
 Carson McCusker.....5/7/24 vs Arkansas
 Ricardo Olivar.....7/31/24 vs NW Arkansas

MULTI-HR GAMES

Jose Miranda (2).....5/7/21 @ Springfield
 Caleb Hamilton (2).....6/5/21 vs Arkansas
 Jermaine Palacios (2).....6/16/21 vs Springfield
 Jose Miranda (2).....6/20/21 vs Springfield
 Andrew Bechtold (2).....7/6/21 vs NW Arkansas
 Trey Cabbage (2).....8/6/21 vs Midland
 BJ Boyd (2).....8/11/21 @ Tulsa
 BJ Boyd (2).....8/14/21 @ Tulsa
 BJ Boyd (2).....8/15/21 @ Tulsa
 Matt Wallner (2).....4/30/22 @ Arkansas
 Spencer Steer (2).....5/7/22 @ Tulsa
 Jair Camargo (2).....6/1/22 vs Frisco
 Matt Wallner (2).....6/21/22 vs San Antonio
 Edouard Julien (2).....6/29/22 @ Springfield
 Matt Wallner (2).....6/30/22 @ Springfield
 Matt Wallner (2).....7/4/22 vs Amarillo
 Chris Williams (2).....6/14/22 vs Arkansas
 Chris Williams (2).....6/15/22 vs Arkansas
 Christian Encarnacion-Strand (2)....6/15/22 vs ARK
 Edouard Julien (2).....7/30/22 vs NW Arkansas
 Yunior Severino (2).....8/13/22 @ Midland
 Jair Camargo (2).....9/22/22 @ Tulsa
 Yunior Severino (2).....4/25/23 vs Springfield
 Yunior Severino (2).....5/12/23 @ Frisco
 Alerick Soularie (2).....6/11/23 @ San Antonio
 Yunior Severino (2).....6/28/23 vs NW Arkansas
 Yunior Severino (2).....7/29/23 vs Frisco
 Dalton Shuffield (2).....8/5/23 vs Tulsa
 Alex Isola (2).....8/13/23 vs Tulsa
 Carson McCusker (3).....5/7/24 vs Arkansas
 Jake Rucker (2).....6/8/24 @ Corpus Christi
 Tanner Schobel (2).....7/11/24 @ Springfield
 Tanner Schobel (2).....8/6/24 @ Corpus Christi
 Jake Rucker (2).....8/21/24 @ Midland
 Carson McCusker (2).....8/21/24 @ Midland

CYCLE

Christian Encarnacion-Strand.....7/17/22 vs ARK

INSIDE THE PARK HR

Will Holland.....8/14/22 vs Corpus Christi
 Alex Isola (Walkoff).....7/16/23 vs Springfield

LONGEST HITTING STREAKS

Yunior Severino (17 games).....8/16/23-9/15/23
 DaShawn Keirse Jr. (13).....8/1/22-9/17/22
 DaShawn Keirse Jr. (13).....6/8/23-6/22/23
 Edouard Julien (13).....7/12/22-7/30/22
 Alex Isola (12).....5/22/22-8/17/22
 Chris Williams (12).....5/10/22-5/29/22
 Yunior Severino (12).....6/8/23-6/22/23
 BJ Boyd (12).....7/30/21-8/17/21

LONGEST ON BASE STREAKS

Edouard Julien (28 games).....7/6/22-8/11/22
 Yoyner Fajardo (28).....8/10/23-9/15/23
 Matt Wallner (26).....6/14/22-7/13/22
 BJ Boyd (25).....7/14/21-8/17/21
 Austin Martin (21).....4/9/22-5/6/22
 Anthony Prato (21).....6/19/22-7/14/22
 Kala'i Rosario (21).....4/5/24-5/7/24
 Luke Keaschall (21).....7/6/24-8/7/24

3+ GAME HR STREAKS

Yunior Severino (5 games).....7/25/23-7/29/23
 Chris Williams (4).....7/13/22-7/16/22
 Leo Cabrera (3).....5/11/22-5/24/22
 Leo Cabrera (3).....8/18/21-8/21/21
 BJ Boyd (3).....8/14/21-8/17/21
 Trey Cabbage (3).....8/10/21-8/12/21
 Alex Isola (3).....8/13/23-8/16/23
 Aaron Sabato (3).....6/14/24-6/16/24



YUNIOR SEVERINO



NOTABLE PERFORMANCES

SHUTOUTS

Josh Winder, Tom Hackimer, and Yennier Cano.....	5/4/21 @ Springfield
Austin Schulfer, Ryan Mason, and Tom Hackimer.....	5/12/21 vs Amarillo
Josh Winder, Alex Phillips, and Yennier Cano.....	5/14/21 vs Amarillo
Austin Schulfer, Jovani Moran, Alex Phillips, and Yennier Cano.....	5/23/21 @ Tulsa
Chris Vallimont and Jovani Moran.....	6/27/21 @ Midland
Jordan Balazovic, Ryan Mason, and Adam Lau.....	7/15/21 vs Tulsa
Chris Vallimont, Mitchell Osnowitz, and Adam Lau.....	7/22/21 @ Arkansas
Jordan Balazovic, Adam Lau, and Erik Manoah.....	8/21/21 @ Springfield
Simeon Woods Richardson, Tyler Viza, and Austin Schulfer.....	4/28/22 @ Arkansas
Matt Canterino, Ben Gross, and Austin Schulfer (7 innings).....	5/6/22 @ Tulsa
Louie Varland, Melvi Acosta, and Argenis Angulo.....	6/10/22 @ Arkansas
Simeon Woods Richardson, Brent Headrick, Francis Peguero, and Bryan Sammons....	8/5/22 @ San Antonio
Daniel Gossett (NO HITTER).....	8/19/22 vs Tulsa
Cody Lawyerson, Francis Peguero, Ryan Horstman, Alex Phillips, and Steven Cruz.....	8/24/22 @ Frisco
Kody Funderburk, Steven Cruz, Alex Phillips, and Casey Legumina.....	9/7/22 vs NW Arkansas
Cody Lawyerson, Denny Bentley, and Casey Legumina.....	9/11/22 vs NW Arkansas
David Festa, Hunter McMahon, Jordan Brink, and Michael Boyle.....	4/7/23 @ Springfield
Pierson Ohl, Taylor Floyd, and Alex Scherff.....	8/2/23 vs Tulsa
Pierson Ohl, Aaron Rozek, and Miguel Rodriguez.....	8/26/23 @ Arkansas
Marco Raya, Taylor Floyd, Aaron Rozek, and Miguel Rodriguez.....	9/1/23 vs San Antonio
Marco Raya, Aaron Rozek, Jorge Alcala, and Taylor Floyd.....	9/15/23 vs Midland
Jaylen Nowlin, Austin Brice, and Jarret Whorff.....	5/23/24 vs San Antonio
Jaylen Nowlin and Cody Lawyerson.....	6/16/24 vs Midland
Andrew Morris, Kyle Bischoff, and Miguel Rodriguez.....	8/7/24 @ Corpus Christi



DANIEL GOSSETT



PIERSON OHL

10+ STRIKEOUT GAMES

Jordan Balazovic (11).....	7/15/21 vs Tulsa
Brent Headrick (11).....	9/27/22 vs Frisco
Cole Sands (10).....	8/14/21 @ Tulsa
Louie Varland (10).....	4/14/22 @ NW Arkansas
Simeon Woods Richardson (10)....	8/16/22 vs Tulsa
Brent Headrick (10).....	8/18/22 vs Tulsa
Daniel Gossett (10).....	8/19/22 vs Tulsa
Carlos Luna (10).....	4/11/23 vs NW Arkansas
Blayne Enlow (10).....	5/18/23 vs Tulsa
Blayne Enlow (10).....	5/30/23 @ Tulsa
Pierson Ohl (10).....	5/14/24 @ Tulsa

4 INNING SAVES

Kody Funderburk.....	9/17/21 vs Arkansas
Andrew Morris.....	7/26/24 @ Amarillo
Cory Lewis.....	8/2/24 vs NW Arkansas
Pierson Ohl.....	8/27/24 vs Springfield
Christian MacLeod.....	8/30/24 vs Springfield



SURGE WALK-OFF WINS

DATE/OPPONENT	INNING	BATTER	ACTION
5/12/2021 vs Amarillo	9th	Jose Miranda	Sacrifice Fly
5/29/2021 vs Springfield	9th	Gilberto Celestino	Solo Home Run
6/3/2021 vs Arkansas	9th	Jermaine Palacios	RBI Single
6/4/2021 vs Arkansas	10th	Jose Miranda	3-Run Home Run
7/17/2021 vs Tulsa	10th	D.J. Burt	Error by First Baseman
8/5/2021 vs Midland	9th	Austin Martin	RBI Single
8/7/2021 vs Midland	9th	Caleb Hamilton	2-RBI Sacrifice Fly
4/21/2022 vs Midland	10th	Alex Isola	RBI Single
5/7/2022 vs Tulsa	9th	Matt Wallner	RBI Double
5/19/2022 vs Springfield	11th	Spencer Steer	3-Run Home Run
5/22/2022 vs Springfield	9th	Michael Helman	RBI Single
6/4/2022 vs Frisco	11th	Dennis Ortega	RBI Single
7/9/2022 vs Amarillo	11th	Andrew Bechtold	3-Run Home Run
7/12/2022 vs Arkansas	10th	Andrew Bechtold	2-Run Home Run
7/16/2022 vs Arkansas	9th	Edouard Julien	3-Run Home Run
8/17/2022 vs Tulsa	10th	Aaron Sabato	Grand Slam Home Run
9/10/2022 vs NW Arkansas	9th	Yunior Severino	2-RBI Single
7/16/2023 vs Springfield	10th	Alex Isola	2-Run Inside the Park Home Run
7/29/2023 vs Frisco	9th	Will Holland	Sacrifice Bunt, Throwing Error
8/17/2023 vs Springfield	10th	Tanner Schobel	RBI Single (Pinch Hit)
9/1/2023 vs San Antonio	10th	Willie Joe Garry Jr.	2-Run Home Run
9/3/2023 vs San Antonio	9th	Michael Helman	RBI Single
4/18/2024 vs Tulsa	10th	Ben Ross	RBI Single
5/8/2024 vs Arkansas	9th	Ben Ross	Fielder's Choice, Error by Catcher
6/15/2024 vs Midland	11th	Aaron Sabato	3-Run Home Run
8/4/2024 vs NW Arkansas	9th	Jake Rucker	Bases Loaded Base on Balls
8/16/2024 vs Arkansas	11th	Dalton Shuffield	RBI Single





SURGE HONORS

2020

Ballpark Digest Runner Up for Best Ballpark in AAA Baseball.....Equity Bank Park

2021

Minnesota Twins MLB Futures Game Representative.....Josh Winder
 AA Central Manager of the Year.....Ramon Borrego
 AA Central Postseason All Star.....Josh Winder
 AA Central Hitter of the Week.....Aaron Whitefield (5/13), BJ Boyd (8/16)
 AA Central Pitcher of the Week.....Jordan Balazovic (7/19, 9/14)
 Minnesota Twins Minor League Hitter of the Week.....Jose Miranda (5/10, 6/27),
 Jermaine Palacios (5/31, 8/8),
 Trey Cabbage (7/26, 8/29), BJ Boyd (8/22)
 Minnesota Twins Minor League Pitcher of the Week.....Josh Winder (5/17, 6/27),
 Jordan Balazovic (6/21, 7/18),
 Jovani Moran (7/12)

2022

Wichita Professional Athlete of the Year.....Simeon Woods Richardson
 Minnesota Twins MLB Futures Game Representatives.....Matt Wallner, Spencer Steer
 Texas League Groundskeeper of the Year.....Ben Hartman
 Texas League Postseason All Stars.....Edouard Julien, Matt Wallner,
 Kody Funderburk, Cody Lawyerson
 Minnesota Twins Organization Players of the Year.....Louie Varland, Matt Wallner
 Texas League Strength and Conditioning Coach of the Year.....John Gentile
 Canadian Baseball Network Minor League Hitter of the Year.....Edouard Julien
 Randy Echlin Award (Top Canadian in Affiliated Minor League Ranks).....Edouard Julien
 Texas League Pitcher of the Month.....Simeon Woods Richardson (April)
 Texas League Hitter of the Week.....Matt Wallner (6/27), Chris Williams (7/19)
 Texas League Pitcher of the Week.....Daniel Gossett (8/21), Cody Lawyerson (9/11)
 Minnesota Twins Minor League Hitter of the Week.....Spencer Steer (4/24, 5/15),
 Matt Wallner (5/1, 6/26, 7/10),
 Edouard Julien (7/3),
 Christian Encarnacion-Strand (7/17),
 Anthony Prato (8/14), Will Holland (8/21),
 Brooks Lee (9/18), Jair Camargo (9/25)
 Minnesota Twins Minor League Pitcher of the Week.....Louie Varland (6/12, 7/3),
 Daniel Gossett (8/21), Brett Headrick (9/4, 9/25)
 Ballpark Digest Best of the Ballparks AA Elite Eight.....Equity Bank Park
 Best Theme Night Collection or Specialty Jersey Nomination.....Wichita Turbo Tubs

2023

Texas League Post Season All Stars.....Yunior Severino, Pierson Ohl
 Minnesota Twins MLB Futures Game Representative.....David Festa
 Minnesota Twins Organization Player of the Year.....Brooks Lee



SURGE HONORS

2023 CONT.

Bally's Twins Minor League Player of the Year.....Yunior Severino
 AA and Texas League Groundskeeper of the Year.....Ben Hartman
 Texas League Hitter of the Week.....Yunior Severino (5/15, 7/31)
 Texas League Hitter of the Month.....Yunior Severino (August)
 Texas League Pitcher of the Week.....Aaron Rozek (6/19)
 Texas League Pitcher of the Month.....Pierson Ohl (August)
 Minnesota Twins Minor League Hitter of the Week.....Brooks Lee (5/6, 7/17)
 Yunior Severino (5/14, 7/31)
 Minnesota Twins Minor League Hitter of the Month.....Brooks Lee (July)
 Minnesota Twins Minor League Pitcher of the Week.....Blayne Enlow (5/21), David Festa (7/23, 8/27),
 Marco Raya (7/17), Pierson Ohl (8/6)
 Minnesota Twins Minor League Pitcher of the Month.....David Festa (April, August)
 Harmon Killibrew Community Award.....Seth Gray
 Ballpark Digest Best of the Ballparks AA Final Four.....Equity Bank Park
 Best Theme Night Collection or Specialty Jersey Nomination.....Tumba Vacas de Wichita
 Best Outside Event Nomination.....Asian Market at Equity Bank Park

2024

Texas League Postseason All Stars.....Zebby Matthews, Andrew Morris, Carson McCusker
 Minnesota Twins MLB Futures Game Representative.....Luke Keaschall
 Minnesota Twins Organization Player of the Year.....Luke Keaschall
 Minnesota Twins Organization Pitcher of the Year.....Zebby Matthews
 Texas League Hitter of the Week.....Emmanuel Rodriguez (4/15, 5/27),
 Carson McCusker (5/13), Luke Keaschall (6/17),
 Tanner Schobel (8/12)
 Texas League Pitcher of the Week.....Jaylen Nowlin (6/17), Travis Adams (8/26)
 Minnesota Twins Minor League Hitter of the WeekEmmanuel Rodriguez (4/14),
 Carson McCusker (5/12), Luke Keaschall (7/14)
 Minnesota Twins Minor League Hitter of the Month.....Luke Keaschall (May, July)
 Minnesota Twins Minor League Pitcher of the Week.....Marco Raya (4/21, 7/28),
 Zebby Matthews (5/12), Pierson Ohl (5/19),
 Andrew Morris (6/30, 7/7, 8/11),
 Travis Adams (8/26)
 Minnesota Twins Minor League Pitcher of the Month.....Andrew Morris (June), Travis Adams (August)
 Harmon Killibrew Community Award.....Jake Rucker
 Wichita Business Journal Executive of the Year.....Jay Miller
 Best Alternate Identity of 2024 Nominee by MLB Network.....Wichita Chili Buns
 Wichita Hispanic Chamber of Commerce Organization of the Year.....Wichita Wind Surge
 2024 Minor League Baseball DEI Finalist.....Wichita Wind Surge
 2024 Copa de Diversion Finalist.....Tumba Vacas de Wichita
 Home Clubhouse Manager of the Year.....Nate Sinnott
 Visiting Clubhouse Manager of the Year.....Trent Johnson



SURGE IN THE MAJORS

PLAYER	POSITION	SURGE TENURE	MLB DEBUT	DEBUT TEAM
Gilberto Celestino	OF	2021	6/2/2021	Minnesota Twins
Jovani Moran	LHP	2021	9/12/2021	Minnesota Twins
Josh Winder	RHP	2021	4/12/2022	Minnesota Twins
Cole Sands	RHP	2021	5/1/2022	Minnesota Twins
Jose Miranda	INF	2021	5/2/2022	Minnesota Twins
Aaron Whitefield	OF	2021	5/8/2022	Los Angeles Angels
Calvin Faucher	RHP	2021	5/9/2022	Tampa Bay Rays
Mark Contreras	OF	2021	5/11/2022	Minnesota Twins
Yennier Cano	RHP	2021	5/11/2022	Minnesota Twins
Jermaine Palacios	2B/SS	2021	5/31/2022	Minnesota Twins
Caleb Hamilton	C	2021	7/17/2022	Minnesota Twins
Spencer Steer	INF/OF	2021, 2022	9/2/2022	Cincinnati Reds
Louie Varland	RHP	2022	9/7/2022	Minnesota Twins
Matt Wallner	OF	2022	9/17/2022	Minnesota Twins
Simeon Woods Richardson	RHP	2021, 2022	10/1/2022	Minnesota Twins
Edouard Julien	2B	2022	4/12/2023	Minnesota Twins
Casey Legumina	RHP	2021, 2022	4/15/2023	Cincinnati Reds
Brent Headrick	LHP	2022	4/19/2023	Minnesota Twins
Jordan Balazovic	RHP	2021	6/18/2023	Minnesota Twins
Chris Vallimont	RHP	2021, 2022	7/3/2023	Baltimore Orioles
Trey Cabbage	1B/OF	2021	7/14/2023	Los Angeles Angels
Christian Encarnacion-Strand	INF	2022	7/17/2023	Cincinnati Reds
Kody Funderburk	LHP	2021, 2022, 2023	8/28/2023	Minnesota Twins
Steven Cruz	RHP	2022	8/29/2023	Kansas City Royals
Sawyer Gipson Long	RHP	2022	9/10/2023	Detroit Tigers
Austin Martin	2B/OF	2021, 2022	3/30/2024	Minnesota Twins
Jair Camargo	C	2022	4/16/2024	Minnesota Twins
David Banuelos	C	2021, 2023	4/16/2024	Baltimore Orioles
David Festa	RHP	2023	6/27/2024	Minnesota Twins
Brooks Lee	INF	2022, 2023	7/3/2024	Minnesota Twins
Bryan Sammons	LHP	2021, 2022	7/29/2024	Detroit Tigers
Zebby Matthews	RHP	2024	8/12/2024	Minnesota Twins
Michael Helman	INF/OF	2022, 2023	9/3/2024	Minnesota Twins
DaShawn Keirsej Jr	OF	2022, 2023	9/5/2024	Minnesota Twins



ALL-TIME ALPHABETICAL ROSTER

KEY: **BOLD**=MADE MLB DEBUT, *=MLB Rehab

A

ACOSTA, Melvi (RHP).....2021
 ADAMS, Travis (RHP).....2023-24
 ALCALA, Jorge (RHP)*.....2023
 ALEXY, AJ (RHP).....2024
 ANGULO, Argenis (RHP).....2022

B

BALAZOVIC, Jordan (RHP).....2021
BANUELOS, David (C/OF).....2021,23
 BECHTOLD, Andrew (INF).....2021-22
 BECK, Tyler (RHP).....2021,23
 BENTLEY, Denny (LHP).....2022-23
 BERMAN, Stevie (C).....2021
 BORREGO, Ramon (Manager).....2021-24
 BOYD, BJ (OF).....2021
 BOYLE, Michael (LHP).....2022-23
 BRAVO, Jose (RHP).....2023-24
 BRICE, Austin (RHP).....2024
 BRINK, Jordan (RHP).....2022-23
 BURT, D.J. (INF).....2021

C

CABBAGE, Trey (OF/1B).....2021
 CABEZAS, Andrew (RHP).....2023
 CABRERA, Leobaldo (OF).....2021-22
CAMARGO, Jair (C).....2022
CANO, Yennier (RHP).....2021
 CANTERINO, Matt (RHP).....2022
 CARDENAS, Noah (C).....2024
 CARR, Jordan (LHP).....2023
CELESTINO, Gilberto (OF).....2021
 CHALMERS, Dakota (RHP).....2021
 CHESHIRE, Jonathan (RHP).....2021
CONTRERAS, Mark (OF).....2021
 COSSETTI, Andrew (C).....2024
 COULOMBE, Danny (LHP)*.....2022
CRUZ, Steven (RHP).....2022
 CULPEPPER, C.J. (RHP).....2024



C.J. CULPEPPER

D

DAY, Corbin (Hitting Coach).....2024
 DE LA TRINIDAD, Ernie (OF).....2021
 DEARDEN, Tyler (OF).....2024
 DONATO, Chad (RHP).....2023

E

ENCARNACION, Yeltsin (INF).....2021
ENCARNACION-STRAND, Christian (INF).....2022
 ENGLE, D.J. (Pitching Coach).....2023-24
 ENGLER, Scott (RHP).....2024
 ENLOW, Blayne (RHP).....2022-23

F

FAJARDO, Yoyner (INF).....2023
FAUCHER, Calvin (RHP).....2021
 FEATHERSTONE, Zach (LHP).....2022
 FEDKO, Kyler (OF).....2024
FESTA, David (RHP).....2023
 FLOYD, Taylor (RHP).....2023-24
 FOX, Mason (RHP).....2024
FUNDERBURK, KODY (LHP).....2021-23

G

GARCIA, Jason (RHP).....2021
 GARLAND, Nick (C).....2021
 GARRY JR, Willie Joe (OF).....2023
 GERMAN, Osiris (RHP).....2022-23
 GILMARTIN, Sean (LHP).....2021
GIPSON-LONG, Sawyer (RHP).....2022
 GORE, Jordan (RHP).....2021-22
 GOSSETT, Daniel (RHP).....2022
 GRACE, Regi (RHP).....2023-24
 GRAY, Seth (INF).....2022-23
 GRIFFITH, Owen (RHP).....2023
 GROSS, Ben (RHP).....2021-22

H

HACKMIER, Tom (LHP).....2021
HAMILTON, Caleb (INF).....2021
HEADRICK, Brent (LHP).....2022
HELMAN, Michael (INF).....2022-23
 HERNANDEZ, Carlos (Pitching Coach).....2024
 HOLLAND, Will (INF).....2022-23
 HORSTMAN, Ryan (LHP).....2022

I

ISOLA, Alex (C).....2022-24



ALL-TIME ALPHABETICAL ROSTER

KEY: **BOLD**=MADE MLB DEBUT, *=MLB Rehab

J

JENKINS, Walker (OF).....2024
 JOHNSON, Sherman (INF).....2021
 JONES, Kyle (RHP).....2024
JULIEN, Edouard (INF).....2022

K

KEASCHALL, Luke (INF).....2024
 KERRIGAN, Jimmy (OF).....2021
KEIRSEY JR, DaShawn (OF).....2022-23
 KNIGHT, Nash (INF).....2022
 KOCH, Brandon (RHP).....2021
 KUZIA, Joe (RHP).....2021

L

LARNACH, Trevor (OF)*.....2022
 LAU, Adam (RHP).....2021
 LAWYERSON, Cody (RHP).....2022,24
 LAWSON, Brandon (RHP).....2022
LEE, Brooks (INF).....2022-23
LEGUMINA, Casey (RHP).....2022
 LEWIS, Cory (RHP).....2024
 LEWIS, Royce (INF)*.....2023
 LUJAN, Hector (RHP).....2021
 LUNA, Carlos (RHP).....2023

M

MACLEOD, Christian (LHP).....2024
 MANGIAMELI, Joe (Catching Coach).....2021-22
 MANOAH, Erik (RHP).....2021
 MARCANO, Rafael (LHP).....2024
MARTIN, Austin (IF/OF).....2021-22
 MASON, Ryan (RHP).....2021
MATTHEWS, Zebby (RHP).....2024
MATTSON, Issac (RHP).....2023
 MCCUSKER, Carson (OF).....2024
 MCMAHON, Hunter (RHP).....2022-24
 MERRELL, Kevin (INF).....2022
 MILBRATH, Jordan (RHP).....2021
MIRANDA, Jose (INF).....2021
 MITCHELL, Josh (LHP).....2021
 MIYOSHI, Takoshi (Bench Coach).....2023
 MOONEY, Peter (INF).....2021
 MOONEY, Sean (RHP).....2023-24
 MORALES, Jeferson (INF/OF).....2024
 MORALES, Roy (C).....2021-22
MORAN, Jovani (LHP).....2021
 MORRIS, Andrew (RHP).....2024

N

NEFF, Zachary (LHP).....2021
 NIGRO, FRANK (C).....2022-23
 NOBLE, Jack (RHP).....2024
 NORDLIN, Seth (RHP).....2023
 NOWLIN, Jaylen (LHP).....2023-24
 NUNN, Chris (LHP).....2021

O

OHL, Pierson (RHP).....2023-24
 OLIVAR, Ricardo (C).....2024
 ORTEGA, Dennis (C).....2022
 ORTEGA, Jorel (INF).....2024
 OSNOWITZ, Mitchell (RHP).....2021
 OZORIA, Daniel (INF).....2022



RICARDO OLIVAR

P

PADDACK, Chris (RHP)*.....2023
PALACIOS, Jermaine (INF).....2021
 PALM, Tyler (RHP).....2022
 PAREDES, Mike (RHP).....2024
 PEGUERO, Francis (RHP).....2022-23
 PEREZ, Yeison (Hitting Coach).....2024
 PHILLIPS, Alex (RHP).....2021-23
 PRATO, Anthony (INF).....2022-23

R

RAMIREZ, Luis (Pitching Coach).....2021
 RAYA, Marco (RHP).....2023-24
 REED, Sheldon (RHP).....2024
 RODRIGUEZ, Emmanuel (OF).....2024
 RODRIGUEZ, Miguel (RHP).....2023-24
 ROSARIO, Kala'i (OF).....2024
 ROSS, Ben (INF).....2023-24
 ROZEK, Aaron (LHP).....2021-24
 RUCKER, Jake (INF)



ALL-TIME ALPHABETICAL ROSTER

KEY: **BOLD**=MADE MLB DEBUT, *=MLB Rehab

S

SABATO, Aaron (1B).....2023-24
 SALINAS, Jhonleider (RHP).....2021
SAMMONS, Bryan (LHP).....2021-22
SANDS, Cole (RHP).....2021
 SANTIAGO, Wilbis (INF).....2021
 SCHERFF, Alex (RHP).....2021,23
 SCHLECHTER, Shawn (Hitting Coach).....2023
 SCHMIDT, Kyle (C).....2022-23
 SCHOBEL, Tanner (INF).....2023-24
 SCHULFER, Austin (RHP).....2021-22
 SEVERINO, Yunior (INF).....2022-23
 SHOMON, Derek (Hitting Coach).....2022
 SHUFFIELD, Dalton (OF).....2023-24
 SISK, Evan (LHP).....2021
 SMITH, Armani (OF).....2023
 SMITH, Ryan (Pitching Coach).....2021
 SNYDER, Gabe (1B).....2021
 SOLOMON, Jared (RHP).....2024
 SOULARIE, Alerick (OF).....2023-24
 STANKIEWICZ, John (RHP).....2024
STEER, Spencer (INF/OF).....2021-22
 STURGEON, Cole (OF).....2022

T

TATUM, Dillon (C).....2022
 TAYLOR, Curtis (RHP).....2023

TAYLOR, Kennie (OF).....2022
 TOMSCHA, Damek (INF).....2021

U

URBINA, Dan (Pitching Coach).....2022-23

V

VALLIMONT, Chris (RHP).....2021-22
VARLAND, Louie (RHP).....2022
 VAZQUEZ, Virgil (Pitching Coach).....2021
 VELEZ, Ricardo (RHP).....2024
 VIZA, Tyler (RHP).....2022

W

WALLNER, Matt (OF).....2022
 WHALEN, Rob (RHP).....2021
WHITEFIELD, Aaron (OF).....2021
 WHORFF, Jarret (RHP).....2024
 WILLIAMS, Chris (C).....2021
WINDER, Josh (RHP).....2021
 WINKEL, Patrick (C).....2023
 WITTGREN, Nick (RHP).....2024
WOODS RICHARDSON, Simeon (RHP).....2021-22
 WOSINSKI, Jacob (RHP).....2024

Y

YAKE, Ernie (INF).....2022-23

WIND SURGE BACK TO BACK HOME RUNS

Jose Miranda and Gilberto Celestino.....5/29/21 vs Springfield
 Caleb Hamilton and Andrew Bechtold.....6/5/21 vs Arkansas
 Caleb Hamilton and Andrew Bechtold.....6/15/21 vs Springfield
 BJ Boyd and Andrew Bechtold.....7/10/21 vs Springfield
 Andrew Bechtold and Jermaine Palacios.....8/6/21 vs Midland
 Spencer Steer and Jermaine Palacios.....8/11/21 @ Tulsa
 Trey Cabbage and Spencer Steer.....8/12/21 @ Tulsa
 Alex Isola and Andrew Bechtold.....5/10/22 @ NW Arkansas
 Trevor Larnach and Spencer Steer.....5/19/22 vs Springfield
 Anthony Prato and Kevin Merrell.....7/3/22 vs Springfield
 Edouard Julien and Christian Encarnacion-Strand.....7/17/22 vs Arkansas
 Jair Camargo and Chris Williams.....7/23/22 @ Tulsa
 Brooks Lee and Yunior Severino.....6/28/23 vs NW Arkansas
 Willie Joe Garry Jr. and Dalton Shuffield.....8/5/23 vs Tulsa
 Alex Isola and Patrick Winkel.....8/15/23 vs Springfield
 Aaron Sabato and Carson McCusker.....5/7/24 vs Arkansas
 Jorel Ortega and Luke Keaschall.....6/26/24 vs NW Arkansas
 Jeferson Morales and Tanner Schobel.....7/27/24 @ Amarillo



ALL-TIME NUMERICAL ROSTER

#0

Joe Mangiameli.....2021-22
 Alerick Soularie.....2023
 Corbin Day.....2024

#1

Gilberto Celestino.....2021
 Mark Contreras.....2021
 Chris Williams.....2021
 Kevin Merrell.....2022
 Alex Isola.....2022
 Michael Helman.....2022
 Yoyner Fajardo.....2023
 Dalton Shuffield.....2024
 Alerick Soularie.....2024



ALERICK SOULARIE

#2

Spencer Steer.....2022
 Aaron Whitfield.....2021
 Cole Sturgeon.....2022
 Kevin Merrell.....2022
 Hunter McMahon.....2022
 Kennie Taylor.....2022
 Will Holland.....2023
 Jeferson Morales.....2024

#3

RETIRED BY MINNESOTA (HARMON KILLIBREW)

#4

Jermaine Palacios.....2021
 Frank Nigro.....2022
 Christian Encarnacion-Strand.....2022
 Alex Isola.....2022
 Yunior Severino.....2022
 Shawn Schlechter.....2023
 Jorel Ortega.....2024

#5

Andrew Bechtold.....2021-22
 Mark Contreras.....2021

Daniel Gossett.....2022
 Jake Rucker.....2023-24

#6

RETIRED BY MINNESOTA (TONY OLIVA)

#7

RETIRED BY MINNESOTA (JOE MAUER)

#8

Caleb Hamilton.....2021
 Jimmy Kerrigan.....2021
 DaShawn Kiersey Jr.....2022-23
 Dalton Shuffield.....2023
 Tanner Schobel.....2024

#9

D.J. Burt.....2021
 David Banelos.....2021
 Will Holland.....2022
 Alex Isola.....2023
 Noah Cardenas.....2024

#10

RETIRED BY MINNESOTA (TOM KELLY)

#11

Jordan Gore.....2021
 Peter Mooney.....2021
 Ryan Horstman.....2022
 Louie Varland.....2022
 Jose Bravo.....2022-23
 Ernie Yake.....2023
 Marco Raya.....2024

#12

Trey Cabbage.....2021
 Jonathan Cheshire.....2021
 Yeltsin Encarnacion.....2021
 Nick Garland.....2021
 Brandon Lawson.....2022
 Casey Leguma.....2022
 Carlos Luna.....2023
 Scott Engler.....2024

#13

Zachary Neff.....2021
 Daniel Ozoria.....2022
 Dennis Ortega.....2022
 Ernie Yake.....2022
 Tyler Beck.....2023
 Pierson Ohl.....2023-24

#14

RETIRED BY MINNESOTA (KENT HRBEK)



ALL-TIME NUMERICAL ROSTER

#15

Ernie De La Trinidad.....	2021
Cole Sturgeon.....	2021
Blayne Enlow.....	2022-23
Ernie Yake.....	2023
Ben Ross.....	2024

#16

Austin Martin.....	2021-22
Yunior Severino.....	2023
Ben Ross.....	2023
Michael Helman.....	2023
Sheldon Reed.....	2024
Nick Wittgren.....	2024
Luke Keaschall.....	2024

#17

Leobaldo Cabrera.....	2021-22
Tom Hackimer.....	2021
Cody Lawyerson.....	2022
Chris Paddack (MLB Rehab).....	2023
Hunter McMahon.....	2023-24
Kyler Fedko.....	2024

#18

Melvi Acosta.....	2021
Jovani Moran.....	2021
Chris Nunn.....	2021
Kody Funderburk.....	2021-22
Seth Gray.....	2023
Emmanuel Rodriguez.....	2024

#19

Luis Ramirez.....	2021
Kevin Merrell.....	2022
Ernie Yake.....	2022
Daniel Gossett.....	2022
Francis Peguero.....	2022
Aaron Sabato.....	2023-24

#20

Andrew Bechtold.....	2021
Trey Cabbage.....	2021
Austin Martin.....	2021
Nick Garland.....	2021
Wilbis Santiago.....	2021
Edouard Julien.....	2022
Taylor Floyd.....	2023
Regi Grace.....	2024

#21

Jason Garcia.....	2021
Sherman Johnson.....	2021
Damek Tomscha.....	2021
Kennie Taylor.....	2022
Tyler Viza.....	2022
Leobaldo Cabrera.....	2022

Kody Funderburk.....	2023
Denny Bentley.....	2023
Ricardo Velez.....	2024
Rafael Marcano.....	2024

#22

Jose Miranda.....	2021
Spencer Steer.....	2021
Jordan Gore.....	2022
Brooks Lee.....	2023
Willie Joe Garry Jr.....	2023
Taylor Floyd.....	2024

#23

Ramon Borrego.....	2021-24
Royce Lewis (MLB Rehab).....	2023



RAMON BORREGO

#24

Austin Schulfer.....	2021-22
Anthony Prato.....	2022
Marco Raya.....	2023
Ramon Borrego.....	2023
Yeizon Perez.....	2024

#25

Roy Morales.....	2021
Steven Cruz.....	2022
Jordan Brink.....	2023
Jaylen Nowlin.....	2023-24

#26

Cole Sands.....	2021
Osiris German.....	2022
Takashi Myoshi.....	2023
Kala'i Rosario.....	2024

#27

Ryan Smith.....	2021
Zach Featherstone.....	2022
Nash Knight.....	2022
Michael Boyle.....	2023
Alex Scherff.....	2023
Carlos Hernandez.....	2024



ALL-TIME NUMERICAL ROSTER

#28

RETIRED BY MINNESOTA (BERT BLYLEVEN)

#29

RETIRED BY MINNESOTA (ROD CAREW)

#30

Kody Funderburk.....	2021
Yennier Cano.....	2021
Sawyer Gipson-Long.....	2022
Aaron Rozek.....	2022, 24
Frank Nigro.....	2023
Mike Paredes.....	2024

#31

Jordan Balazovic.....	2021
Jordan Brink.....	2022
Aaron Rozek.....	2023
Andrew Cossetti.....	2024

#32

Bryan Sammons.....	2021-22
Chris Vallimont.....	2021
Travis Adams.....	2023-24
Walker Jenkins.....	2024

#33

Joe Kuzia.....	2021
Simeon Woods Richardson.....	2021
Denny Bentley.....	2022
Alex Scherff.....	2023
Owen Griffith.....	2023
Miguel Rodriguez.....	2023
Cory Lewis.....	2024
Mike Paredes.....	2024

#34

RETIRED BY MINNESOTA (KIRBY PUCKETT)

#35

Hector Lujan.....	2021
Trevor Larnach (MLB Rehab).....	2022
Danny Coulombe (MLB Rehab).....	2022
Dillon Tatum.....	2022
Andrew Cabezas.....	2023
Jordan Carr.....	2023
Kyle Bischoff.....	2024
Andrew Morris.....	2024
Jacob Wosinski.....	2024

#36

Ben Gross.....	2021-22
Bryan Sammons.....	2021
Josh Winder.....	2021
Kyle Schmidt.....	2022
Brent Headrick.....	2022

#37

Virgil Vasquez.....	2021
Matt Wallner.....	2022
Roy Morales.....	2022
Jair Camargo.....	2022
Francis Peguero.....	2023
Sean Mooney.....	2023-24
Miguel Rodriguez.....	2024



MATT WALLNER

#38

Tyler Beck.....	2021
Rob Whalen.....	2021
Tyler Palm.....	2022
Michael Boyle.....	2022
Regi Grace.....	2023
AJ Alexy.....	2024
Tyler Dearden.....	2024

#39

Ryan Mason.....	2021
Evan Sisk.....	2021
Kyle Schmidt.....	2023
Issac Mattson.....	2023
John Stankiewicz.....	2024

#40

Alex Phillips.....	2021-22
Matt Canterino.....	2022
David Festa.....	2023
Cody Lawyerson.....	2024

#41

Jordan Milbrath.....	2021
Frank Nigro.....	2023
Curtis Taylor.....	2023
Christian MacLeod.....	2024
Zebby Matthews.....	2024

#42

RETIRED BY MLB (JACKIE ROBINSON)



ALL-TIME NUMERICAL ROSTER

#43

Alex Scherff.....2021
 Gabe Snyder.....2021
 Patrick Winkel.....2023
 Jared Solomon.....2024

#44

Dakota Chalmers.....2021
 Erik Manoah.....2021
 Seth Gray.....2022
 Armani Smith.....2023
 Chad Donato.....2023

#45

BJ Boyd.....2021
 Simeon Woods Richardson.....2021-22
 Austin Brice.....2024
 CJ Culpepper.....2024
 Jack Noble.....2024
 Kyle Jones.....2024

#46

Brandon Koch.....2021
 Sean Gilmartin.....2021
 Jorge Alcala (MLB Rehab).....2023
 Alex Isola.....2024

#47

Aaron Rozek.....2021
 Kyle Schmidt.....2022
 Carson McCusker.....2024

#48

Calvin Faucher.....2021
 Jarret Whorff.....2024

#49

Stevie Berman.....2021
 Takoshi Miyoshi.....2022
 Seth Nordlin.....2023
 Ricardo Olivar.....2024

#50

Adam Lau.....2021
 Josh Mitchell.....2021
 Dan Urbina.....2022
 Mason Fox.....2024
 Jarret Whorff.....2024

#51

Mitchell Osnowitz.....2021
 Dan Urbina.....2022

#52

D.J. Engle.....2023

#53

Argenis Angulo.....2022
 David Banuelos.....2021

#55

Brooks Lee.....2022

#57

Jhonleider Salinas.....2021

#58

Derek Solomon.....2022
 Dan Urbina.....2023

WIND SURGE GRAND SLAMS

Aaron Whitfield.....5/6/21 @ Springfield
 BJ Boyd.....7/10/21 vs NW Arkansas
 Stevie Berman.....9/3/21 @ Arkansas
 Alex Isola.....5/17/22 vs Springfield
 Leo Cabrera.....5/28/22 at Corpus Christi
 Chris Williams.....6/10/22 @ Arkansas
 Chris Williams.....7/14/22 vs Arkansas
 Will Holland.....8/16/22 vs Tulsa
 Aaron Sabato.....8/17/22 vs Tulsa
 Yunior Severino.....5/31/23 vs Tulsa
 Willie Joe Gary Jr.....8/5/23 vs Tulsa
 Alex Isola.....8/13/23 @ NW Arkansas
 Seth Gray.....9/6/23 @ Corpus Christi
 Jeferson Morales.....4/15/24 @ Springfield

Kala'i Rosario.....5/29/24 vs Springfield
 Noah Cardenas.....7/12/24 @ Springfield

**JEFERSON
MORALES**



OPENING DAY LINEUP

1. Gilberto Celestino, CF
2. Peter Mooney, 2B
3. Jose Miranda, 3B
4. Jermaine Palacios, SS
5. Mark Contreras, DH
6. Andrew Bechtold, 1B
7. Jimmy Kerrigan, RF
8. David Banuelos, C
9. Aaron Whitefield, LF
- P. Josh Winder, RHP



ANDREW BECHTOLD



JOSE MIRANDA

DAILY RESULTS		DAILY RESULTS		DAILY RESULTS	
5/4 @ SPR.....	W 2-0 (1-0)	6/22 @ MID.....	W 6-1 (24-19)	8/10 @ TUL.....	W 5-1 (50-35)
5/5 @ SPR.....	W 5-4 (2-0)	6/23 @ MID.....	W 8-4 (25-19)	8/11 @ TUL.....	W 10-5 (51-35)
5/6 @ SPR.....	L 7-6 (2-1)	6/24 @ MID.....	W 8-6 (26-19)	8/12 @ TUL.....	L 11-6 (51-36)
5/7 @ SPR.....	W 11-7 (3-1)	6/25 @ MID.....	L 4-2 (26-20)	8/13 @ TUL.....	L 4-1 (8) (51-37)
5/8 @ SPR.....	W 9-3 (4-1)	6/27 G1 @ MID...W	3-0 (7) (27-20)	8/14 @ TUL.....	L 5-2 (51-38)
5/8 @ SPR.....	W 3-2 (5-1)	6/27 G2 @ MID..W	10-4 (7) (28-20)	8/15 @ TUL.....	W 14-8 (52-38)
5/11 vs AMA.....	L 3-2 (5-2)	6/29 @ AMA.....	L 4-3 (28-21)	8/17 @ SPR.....	L 8-6 (52-39)
5/12 vs AMA.....	W 6-1 (6-2)	6/30 @ AMA.....	W 8-1 (29-21)	8/18 @ SPR.....	W 7-1 (53-39)
5/13 vs AMA.....	W 9-8 (7-2)	7/1 @ AMA.....	W 4-3 (30-21)	8/19 @ SPR.....	W 14-6 (54-39)
5/14 vs AMA.....	W 4-0 (8-2)	7/2 @ AMA.....	L 9-5 (30-22)	8/20 @ SPR.....	W 6-4 (55-39)
5/15 vs AMA.....	L 8-0 (8-3)	7/3 @ AMA.....	L 4-1 (30-23)	8/21 @ SPR.....	W 2-0 (56-39)
5/16 vs AMA.....	L 7-4 (8-4)	7/4 @ AMA.....	W 3-2 (31-23)	8/22 @ SPR.....	W 11-7 (57-39)
5/18 @ TUL.....	L 12-3 (8-5)	7/6 vs NWA.....L	10-9 (10) (31-24)	8/24 vs TUL.....	W 6-4 (58-39)
5/19 @ TUL.....	W 6-1 (9-5)	7/7 vs NWA.....	L 8-5 (31-25)	8/25 vs TUL.....	L 3-2 (58-40)
5/20 @ TUL.....	L 4-3 (9-6)	7/8 vs NWA.....	L 10-1 (31-26)	8/26 vs TUL.....	L 4-2 (58-41)
5/21 @ TUL.....	L 4-3 (9-7)	7/9 vs NWA.....	L 10-2 (31-27)	8/27 vs TUL.....	L 2-1 (58-42)
5/22 @ TUL.....	W 5-1 (10-7)	7/10 vs NWA.....	W 5-4 (32-27)	8/28 vs TUL.....	W 13-4 (59-42)
5/23 @ TUL.....	W 3-0 (11-7)	7/11 vs NWA.....	W 5-3 (33-27)	8/29 vs TUL.....	W 8-6 (60-42)
5/25 vs SPR.....	L 7-2 (11-8)	7/13 vs TUL.....	L 7-2 (33-28)	8/31 @ ARK.....	W 10-7 (60-43)
5/26 vs SPR.....	W 14-1 (12-8)	7/14 vs TUL.....	W 9-3 (34-28)	9/1 @ ARK.....	L 4-3 (60-44)
5/27 vs SPR.....	L 6-2 (12-9)	7/15 vs TUL.....	W 9-0 (35-28)	9/2 @ ARK.....	L 6-0 (60-45)
5/28 vs SPR.....	L 5-2 (12-10)	7/16 vs TUL.....	W 7-2 (36-28)	9/3 @ ARK.....	W 6-5 (10) (62-44)
5/29 vs SPR.....	W 10-9 (13-10)	7/17 vs TUL.....	W 8-7 (10) (37-28)	9/4 @ ARK.....	L 1-0 (62-45)
5/30 vs SPR.....	W 6-5 (14-10)	7/18 vs TUL.....	L 9-1 (37-29)	9/5 @ ARK.....	L 2-1 (62-46)
6/1 vs ARK.....	W 2-1 (15-10)	7/20 @ ARK.....	W 4-1 (38-29)	9/7 vs NWA.....	W 3-1 (63-46)
6/2 vs ARK.....	L 5-2 (15-11)	7/21 @ ARK.....	W 6-4 (39-29)	9/8 vs NWA.....	L 1-0 (63-47)
6/3 vs ARK.....	W 7-6 (16-11)	7/22 @ ARK.....	W 5-0 (40-29)	9/9 vs NWA.....	L 14-7 (63-48)
6/4 vs ARK.....	W 8-5 (10) (17-11)	7/23 @ ARK.....	L 4-3 (40-30)	9/10 vs NWA.....	W 5-3 (64-48)
6/5 vs ARK.....	W 6-4 (18-11)	7/24 @ ARK.....	W 5-4 (10) (41-30)	9/11 vs NWA.....	L 10-3 (64-49)
6/6 vs ARK.....	L 9-0 (18-12)	7/25 @ ARK.....	L 7-5 (41-31)	9/12 vs NWA.....	W 6-2 (65-49)
6/8 @ TUL.....	L 8-3 (18-13)	7/27 @ NWA.....	W 18-8 (42-31)	9/15 G1 vs ARK.....	L 10-5 (65-50)
6/9 @ TUL.....	L 1-0 (18-14)	7/28 @ NWA.....	W 8-3 (43-31)	9/15 DH G2.....W	6-4 (7) (66-50)
6/10 @ TUL.....	L 12-10 (10) (18-15)	7/29 @ NWA.....	L 12-1 (43-32)	9/16 vs ARK.....	W 3-2 (67-50)
6/11 @ TUL.....	L 5-1 (18-16)	7/30 @ NWA.....	L 9-1 (43-33)	9/17 vs ARK.....	W 2-1 (68-50)
6/12 @ TUL.....	W 4-2 (10) (19-16)	7/31 @ NWA.....	L 8-4 (43-34)	9/18 vs ARK.....	L 5-3 (68-51)
6/13 @ TUL.....	W 7-1 (20-16)	8/1 @ NWA.....	W 11-10 (44-34)	9/19 vs ARK.....	W 11-6 (69-51)
6/15 vs SPR.....	W 13-4 (21-16)	8/3 vs MID.....	W 6-5 (45-34)		
6/16 vs SPR.....	W 8-2 (22-16)	8/4 vs MID.....	W 7-6 (46-34)		
6/17 vs SPR.....	L 5-3 (22-17)	8/5 vs MID.....	L 13-12 (10) (46-35)		
6/18 vs SPR.....	L 3-1 (22-18)	8/6 vs MID.....	W 11-4 (47-35)		
6/19 vs SPR.....	W 7-4 (23-18)	8/7 vs MID.....	W 5-4 (48-35)		
6/20 vs SPR.....	L 8-7 (23-19)	8/8 vs MID.....	W 5-2 (49-35)		

PLAYOFFS

- AACCS G1 @ NWA.....L 7-5 (0-1)
- AACCS G2 @ NWA.....L 5-1 (0-2)
- AACCS G3 vs NWA.....L 6-2 (0-3)

BATTING STATS

Player	G	AVG	AB	R	H	2B	3B	HR	RBI	BB	SO	SB
Whitefield, A	111	0.257	397	62	102	12	4	6	58	42	112	36
Palacios, J	110	0.259	410	69	106	17	0	19	54	46	109	18
Bechtold, A	99	0.239	351	55	84	23	0	18	48	45	131	1
Morales, R	87	0.306	333	43	102	14	1	1	33	35	47	5
De La Trinidad, E	80	0.266	289	39	77	12	2	9	39	21	81	4
Cabbage, T	68	0.262	244	40	64	10	1	18	49	31	110	2
Hamilton, C	67	0.192	203	24	39	8	1	8	28	41	79	4
Boyd, B	66	0.319	260	50	83	13	1	15	62	21	49	8
Steer, S	65	0.241	249	45	60	11	2	14	42	20	73	4
Burt, D	54	0.317	180	34	57	11	1	3	20	25	46	19
Cabrera, L	52	0.235	170	37	40	7	1	11	33	26	65	5
Miranda, J	47	0.345	194	36	67	8	0	13	38	17	25	4
Martin, A	37	0.254	134	24	34	8	0	3	19	23	30	5
Mooney, P	36	0.163	129	11	21	0	1	2	12	14	31	1
Williams, C	28	0.225	89	17	20	5	1	3	15	13	33	0
Celestino, G	21	0.250	84	10	21	5	0	2	7	11	24	0
Contreras, M	19	0.269	67	10	18	4	1	2	11	9	22	3
Santiago, W	18	0.218	55	6	12	3	0	1	6	2	6	0
Bañuelos, D	15	0.185	54	7	10	2	0	0	4	3	19	0
Encarnacion, Y	14	0.125	48	5	6	1	0	0	7	6	16	2
Johnson, S	11	0.107	28	6	3	2	0	0	3	6	7	1
Berman, S	6	0.263	19	1	5	1	0	1	5	0	7	0
Tomscha, D	5	0.25	16	4	4	1	0	0	3	2	6	1
Garland, N	4	0.200	10	1	2	0	0	1	1	0	5	0
Snyder, G	4	0.000	12	0	0	0	0	0	0	0	6	0
Kerrigan, J	2	0.125	8	0	1	0	1	0	0	0	3	0
Lau, A	1	0.000	0	0	0	0	0	0	0	0	0	0



DAVID BANUELOS



ROY MORALES



2021 WIND SURGE (69-51)

PITCHING STATS

Player	W	L	ERA	G	GS	SV	IP	H	R	ER	HR	BB	SO
Schulfer, A	6	8	4.34	24	24	0	110	109	61	53	7	49	105
Balazovic, J	5	4	3.62	20	20	0	97	98	48	39	9	38	102
Vallimont, C	5	7	6.03	21	21	0	91	91	64	61	15	61	130
Sands, C	4	2	2.46	19	18	0	80.1	59	27	22	6	35	96
Sammons, B	3	4	6.44	14	12	0	58.2	51	43	42	13	29	67
Winder, J	3	0	1.98	10	10	0	54.2	41	12	12	5	10	65
Neff, Z	8	3	4.78	31	0	2	52.2	41	30	28	9	19	54
Phillips, A	2	4	5.44	30	0	1	49.2	51	31	30	9	13	53
Moran, J	2	1	1.91	20	0	2	37.2	14	8	8	3	14	64
Mason, R	3	2	2.29	25	0	6	35.1	31	14	9	3	18	38
Lau, A	3	0	5.08	22	2	1	33.2	28	19	19	6	15	31
Lujan, H	3	2	3.62	18	0	0	32.1	25	13	13	8	9	33
Faucher, C	1	1	7.04	19	0	1	30.2	39	29	24	6	24	42
Garcia, J	1	2	5.08	12	5	0	28.1	35	19	16	4	19	31
Gore, J	3	1	1.61	20	0	6	28	15	5	5	1	11	30
Beck, T	1	2	4.21	5	2	0	25.2	22	13	12	6	14	27
Osnowitz, M	1	1	5.55	15	0	0	24.1	27	16	15	2	22	26
Funderburk, K	3	0	1.25	7	0	3	21.2	13	7	3	1	7	23
Sisk, E	1	1	4.87	13	0	0	20.1	22	14	11	2	15	23
Cano, Y	3	1	1.47	12	0	1	18.1	17	7	3	1	5	28
Salinas, J	0	0	7.36	13	0	1	18.1	18	15	15	6	21	15
Manoah Jr., E	1	1	4.61	11	0	1	13.2	9	7	7	2	8	18
Gross, B	0	2	6.75	4	1	0	13.1	20	11	10	1	9	16
Koch, B	1	0	4.73	9	0	1	13.1	13	9	7	2	6	14
Chalmers, D	0	0	9.49	5	2	0	12.1	10	15	13	5	15	13
Milbrath, J	0	0	10	6	0	0	9	8	11	10	0	14	12
Woods Richardson, S	1	1	6.75	4	3	0	8	6	6	6	0	8	10
Hackimer, T	2	0	0	4	0	0	7.1	5	0	0	0	1	11
Nunn, C	0	0	4.91	5	0	1	7.1	6	4	4	1	7	10
Mitchell, J	1	1	4.05	4	0	1	6.2	6	5	3	1	1	4
Kuzia, J	0	0	9	6	0	0	5	5	5	5	1	5	6
Gilmartin, S	1	0	12.3	3	0	0	3.2	5	5	5	0	4	5
Acosta, M	0	0	0	1	0	0	3	1	1	0	0	1	2
Rozek, A	1	0	0	1	0	0	3	2	0	0	0	0	2
Cheshire, J	0	0	4.5	2	0	0	2	4	1	1	0	3	2
Whalen, R	0	0	9	1	0	0	2	2	2	2	1	1	2
Morales, R	0	0	0	1	0	0	0.1	1	0	0	0	0	0



2022 WIND SURGE (78-59)

OPENING DAY LINEUP

1. Austin Martin, SS
2. Edouard Julien, 2B
3. Spencer Steer, 3B
4. Matt Wallner, RF
5. Michael Helman, CF
6. Cole Sturgeon, LF
7. Andrew Bechtold, 1B
8. Leobaldo Cabrera, DH
9. Alex Isola, C
- P. Matt Canterino, RHP

DAILY RESULTS

5/28 @ CC.....L 14-13 (25-17)
 5/29 @ CC.....W 7-6 (26-17)
 6/1 DH G1 vs FRI.....L 3-0 (26-18)
 6/1 G2 vs FRI.....W 7-1 (7) (27-18)
 6/2 vs FRI.....W 2-1 (28-18)
 6/3 vs FRI.....L 2-1 (28-19)
 6/4 vs FRI.....W 8-7 (11) (29-19)
 6/5 vs FRI.....W 5-3 (30-19)
 6/7 @ ARK.....L 6-1 (30-20)
 6/9 G1 @ ARK.....W 7-3 (7) (31-20)
 6/9 G2 @ ARK.....L 3-1 (7) (31-21)
 6/10 @ ARK.....W 8-0 (32-21)
 6/11 @ ARK.....L 5-2 (32-22)
 6/12 @ ARK.....L 6-1 (32-23)
 6/14 @ TUL.....L 4-3 (32-24)
 6/15 G1 @ TUL.....W 7-4 (7) (33-24)
 6/15 G2 @ TUL.....L 4-3 (7) (33-25)
 6/16 @ TUL.....L 5-4 (33-26)
 6/17 @ TUL.....L 5-0 (33-27)
 6/18 @ TUL.....L 2-1 (33-28)
 6/19 @ TUL.....L 3-2 (10) (33-29)
 6/21 vs SA.....W 9-2 (34-29)
 6/23 G1 vs SA.....L 11-4 (34-30)
 6/23 G2 vs SA.....W 7-4 (7) (35-30)
 6/24 vs SA.....L 11-2 (35-31)
 6/25 vs SA.....L 4-2 (35-32)
 6/26 vs SA.....L 2-1 (35-33)

DAILY RESULTS

7/31 vs NWA.....W 5-3 (16-11)
 8/2 @ SA.....L 4-3 (16-12)
 8/3 @ SA.....L 8-0 (16-13)
 8/4 @ SA.....W 4-3 (10) (17-13)
 8/5 @ SA.....W 1-0 (18-13)
 8/6 @ SA.....W 5-1 (19-13)
 8/7 @ SA.....W 2-1 (20-13)
 8/9 vs CC.....W 9-2 (21-13)
 8/10 vs CC.....L 3-0 (21-14)
 8/11 vs CC.....W 8-5 (22-14)
 8/12 vs CC.....W 7-3 (23-14)
 8/13 vs CC.....W 7-6 (24-14)
 8/14 vs CC.....W 10-4 (25-14)
 8/16 vs TUL.....W 17-4 (26-14)
 8/17 vs TUL.....W 9-5 (10) (27-14)
 8/18 vs TUL.....L 7-3 (27-15)
 8/19 vs TUL.....W 3-0 (28-15)
 8/20 vs TUL.....W 10-7 (29-15)
 8/21 vs TUL.....W 7-4 (30-15)
 8/23 @ FRI.....L 4-3 (10) (30-16)
 8/24 @ FRI.....W 4-0 (31-16)
 8/25 @ FRI.....L 2-1 (10) (31-17)
 8/26 @ FRI.....L 2-1 (31-18)
 8/27 @ FRI.....W 8-6 (32-18)
 8/28 @ FRI.....L 4-3 (32-19)
 8/30 @ SPR.....L 7-6 (32-20)
 8/31 @ SPR.....W 5-4 (33-20)
 9/1 @ SPR.....W 12-8 (34-20)
 9/2 @ SPR.....W 7-2 (35-20)
 9/3 @ SPR.....L 8-2 (35-21)
 9/4 @ SPR.....L 4-3 (10) (35-22)
 9/6 vs NWA.....L 5-1 (35-23)
 9/7 vs NWA.....W 5-0 (36-23)
 9/8 vs NWA.....L 6-3 (36-24)
 9/9 vs NWA.....W 13-7 (37-24)
 9/10 vs NWA.....W 3-2 (38-24)
 9/11 vs NWA.....W 1-0 (39-24)
 9/13 @ MID.....W 3-1 (40-24)
 9/15 @ MID.....W 8-6 (41-24)
 9/16 @ MID.....W 2-1 (42-24)
 9/17 G1 @ MID....L 4-3 (7) (42-25)
 9/17 G2 @ MID....L 9-1 (7) (42-26)
 9/18 @ MID.....W 5-3 (43-26)

DAILY RESULTS

4/8 vs TUL.....L 5-4 (0-1)
 4/9 vs TUL.....L 3-2 (10) (0-2)
 4/10 vs TUL.....L 7-3 (0-3)
 4/12 @ NWA.....L 8-6 (0-4)
 4/13 @ NWA.....L 8-5 (0-5)
 4/14 @ NWA.....W 7-1 (1-5)
 4/15 @ NWA.....W 4-2 (2-5)
 4/16 @ NWA.....W 6-5 (3-5)
 4/17 @ NWA.....W 5-1 (4-5)
 4/19 vs MID.....W 6-4 (5-5)
 4/20 vs MID.....W 9-8 (10) (6-5)
 4/21 vs MID.....W 15-1 (7-5)
 4/22 vs MID.....L 10-8 (7-6)
 4/23 vs MID.....L 15-4 (7-7)
 4/24 vs MID.....W 10-7 (8-7)
 4/26 @ ARK.....L 10-4 (8-8)
 4/27 @ ARK.....W 7-4 (9-8)
 4/28 @ ARK.....W 2-0 (10-8)
 4/29 @ ARK.....W 3-1 (10) (11-8)
 4/30 @ ARK.....W 9-4 (12-8)
 5/1 @ ARK.....W 4-3 (13-8)
 5/6 G1 vs TUL.....W 7-2 (7) (14-8)
 5/6 G2 vs TUL.....W 10-0 (7) (15-8)
 5/7 vs TUL.....W 5-4 (16-8)
 5/8 G1 vs TUL.....L 7-4 (7) (16-9)
 5/8 G2 vs TUL.....L 6-5 (7) (16-10)
 5/10 @ NWA.....L 7-4 (16-11)
 5/11 @ NWA.....W 4-3 (17-11)
 5/12 @ NWA.....W 10-4 (18-11)
 5/13 @ NWA.....L 7-0 (18-12)
 5/14 @ NWA.....W 7-6 (19-12)
 5/17 vs SPR.....W 11-9 (20-12)
 5/18 vs SPR.....W 7-6 (11) (21-12)
 5/19 vs SPR.....W 6-5 (22-12)
 5/20 vs SPR.....L 5-3 (22-13)
 5/21 vs SPR.....L 9-7 (22-14)
 5/22 vs SPR.....W 2-1 (23-14)
 5/24 @ CC.....W 8-3 (24-14)
 5/25 @ CC.....L 4-3 (24-15)
 5/26 @ CC.....L 9-5 (24-16)
 5/27 @ CC.....W 8-6 (25-16)

END FIRST HALF

6/28 @ SPR.....L 12-8 (0-1 2H)
 6/29 @ SPR.....W 10-1 (1-1)
 6/30 @ SPR.....W 7-6 (2-1)
 7/1 @ SPR.....L 5-1 (2-2)
 7/2 @ SPR.....L 5-4 (2-3)
 7/3 @ SPR.....W 10-9 (8) (3-3)
 7/4 vs AMA.....W 5-3 (4-3)
 7/6 vs AMA.....L 4-2 (4-4)
 7/7 vs AMA.....L 6-3 (4-5)
 7/8 vs AMA.....W 6-4 (11) (5-5)
 7/9 vs AMA.....L 6-3 (10) (5-6)
 7/10 vs AMA.....L 4-3 (5-7)
 7/12 vs ARK.....W 10-8 (6-7)
 7/13 vs ARK.....W 16-12 (7-7)
 7/14 vs ARK.....W 11-5 (8-7)
 7/15 vs ARK.....W 9-2 (9-7)
 7/16 vs ARK.....W 7-6 (10-7)
 7/17 vs ARK.....W 11-1 (11-7)
 7/22 @ TUL.....W 7-3 (12-7)
 7/23 @ TUL.....L 10-4 (12-8)
 7/24 @ TUL.....L 3-0 (12-9)
 7/26 vs NWA.....W 9-3 (13-9)
 7/27 vs NWA.....L 5-0 (13-10)
 7/28 vs NWA.....W 10-2 (14-10)
 7/29 vs NWA.....L 3-2 (14-11)
 7/30 vs NWA.....W 11-3 (15-11)

PLAYOFFS

TL Division Series

9/20 G1 vs TUL.....W 17-1 (1-0)
 9/22 G2 @ TUL.....W 11-1 (2-0)

TL Championship Series

9/25 G1 @ FRI.....L 11-3 (0-1)
 9/27 G2 vs FRI.....L 7-5 (0-2)

BATTING STATS

Player	G	AVG	AB	R	H	2B	3B	HR	RBI	BB	SO	SB
Keirsey Jr., D	121	0.271	425	61	115	26	3	7	48	32	108	42
Julien, E	113	0.300	400	77	120	19	3	17	67	98	125	19
Martin, A	90	0.241	336	59	81	13	3	2	32	47	54	34
Bechtold, A	87	0.238	320	43	76	13	0	14	41	45	93	2
Prato, A	87	0.294	296	51	87	22	3	3	31	45	71	10
Cabrera, L	83	0.223	256	35	57	11	1	7	27	28	89	6
Wallner, M	78	0.299	268	61	80	15	1	21	64	62	107	8
Williams, C	75	0.277	271	41	75	16	1	18	58	42	90	2
Sturgeon, C	67	0.249	261	37	65	9	0	8	46	26	45	4
Isola, A	58	0.286	210	33	60	9	0	10	40	32	45	0
Camargo, J	46	0.239	176	24	42	5	0	12	33	16	66	4
Ortega, D	43	0.238	168	17	40	8	1	2	24	15	51	4
Helman, M	39	0.278	144	34	40	6	2	6	20	21	32	10
Severino, Y	37	0.273	143	19	39	8	0	8	25	14	48	0
Steer, S	35	0.307	137	27	42	13	1	8	30	14	23	1
Merrell, K	32	0.265	102	16	27	3	0	4	12	11	17	2
Holland, W	31	0.235	98	21	23	1	2	3	14	17	39	11
Yake, E	28	0.244	86	12	21	7	0	0	8	7	9	4
Schmidt, K	27	0.180	100	8	18	0	0	1	10	6	34	0
Sabato, A	23	0.179	84	13	15	4	0	5	18	10	31	2
Ozoria, D	22	0.226	62	7	14	1	0	0	6	3	20	3
Encarnacion-Strand, C	13	0.333	54	11	18	2	1	5	17	4	14	1
Knight, N	13	0.275	51	8	14	3	1	1	2	5	20	0
Taylor, K	9	0.037	27	3	1	0	0	0	0	5	14	0
Gray, S	7	0.091	22	2	2	0	0	1	1	4	10	0
Morales, R	5	0.333	21	5	7	1	0	0	3	3	2	1
Larnach, T	2	0.125	8	1	1	0	0	1	3	1	3	0
Lee, B	2	0.375	8	1	3	0	0	0	0	0	2	0
Tatum, D	2	0.222	9	2	2	1	0	0	2	0	3	0



CHRIS WILLIAMS



ANTHONY PRATO



2022 WIND SURGE (78-59)

PITCHING STATS

Player	W	L	ERA	G	GS	SV	IP	H	R	ER	HR	BB	SO
Funderburk, K	10	5	2.94	32	17	0	107	98	39	35	8	44	103
Varland, L	7	4	3.34	20	19	0	105	102	46	39	14	39	119
Legumina, C	2	5	4.93	30	13	3	73	78	43	40	11	32	76
Woods Richardson, S	3	3	3.06	16	15	0	70.2	56	25	24	4	26	77
Gossett, D	3	1	2.26	14	11	0	67.2	44	22	17	4	29	71
Laweryson, C	5	0	1.06	19	8	0	59.2	41	7	7	2	15	69
Enlow, B	1	3	4.40	24	10	3	57.1	60	33	28	4	30	64
Cruz, S	1	4	5.14	46	0	4	56	54	35	32	4	35	72
Sammons, B	3	6	5.76	37	1	2	50	47	39	32	14	18	59
German, O	3	3	3.33	37	1	2	46	46	19	17	5	17	49
Headrick, B	2	3	4.81	10	8	0	43	47	24	23	11	12	59
Bentley, D	6	3	3.79	33	0	1	38	32	19	16	2	26	47
Gipson-Long, S	3	4	7.17	8	7	0	37.2	46	30	30	5	6	35
Canterino, M	0	1	1.83	11	10	0	34.1	17	8	7	1	22	50
Cabezas, A	2	0	3.13	24	0	0	31.2	22	13	11	2	12	27
Gore, J	2	1	4.50	27	0	2	30	26	17	15	2	25	31
Sisk, E	3	0	0.95	19	0	1	28.1	16	3	3	2	11	33
Scherff, A	0	2	5.27	25	0	2	27.1	26	24	16	5	15	28
Klimek, S	1	1	7.82	23	0	1	25.1	34	24	22	3	18	18
Schulfer, A	0	0	0.39	15	0	7	23	11	2	1	0	4	30
Gross, B	3	1	4.03	10	3	0	22.1	22	17	10	2	15	23
Phillips, A	2	0	2.42	18	0	2	22.1	17	8	6	3	11	35
Acosta, M	2	1	5.73	12	0	0	22	25	15	14	2	10	15
Vallimont, C	0	2	9.95	7	6	0	19	28	24	21	2	23	20
Peguero, F	3	0	5.30	17	0	1	18.2	20	11	11	0	3	13
Viza, T	5	0	0.49	9	0	0	18.1	11	1	1	0	6	29
Rozek, A	2	0	5.82	6	4	0	17	23	11	11	3	7	14
Angulo, A	2	2	7.63	14	0	1	15.1	21	14	13	3	15	24
Featherstone, Z	1	0	21.32	7	0	0	6.1	16	16	15	2	9	6
Lawson, B	0	2	18.47	4	3	0	6.1	19	15	13	2	8	3
Boyle, M	0	0	16.20	5	0	0	5	10	9	9	3	3	2
McMahon, H	0	2	24.55	4	0	0	3.2	9	11	10	2	4	4
Brink, J	1	0	2.70	4	0	0	3.1	4	1	1	0	3	3
Horstman, R	0	0	6.75	3	0	0	2.2	3	2	2	0	5	1
Coulombe, D	0	0	0.00	1	1	0	1	0	0	0	0	1	0
Palm, T	0	0	0.00	1	0	0	1	0	0	0	0	0	2



2023 WIND SURGE (64-73)

OPENING DAY LINEUP

1. Brooks Lee, SS
2. Jake Rucker, 2B
3. Yunior Severino, 3B
4. Patrick Winkel, C
5. Aaron Sabato, 1B
6. DaShawn Keirsej Jr, CF
7. Alerick Soularie, DH
8. Yoyner Fajardo, LF
9. Will Holland, RF
- P. Blayne Enlow, RHP

DAILY RESULTS

5/27 @ SPR.....W 6-3 (10) (20-23)
 5/28 @ SPR.....L 10-5 (20-24)
 5/30 vs TUL.....L 9-8 (20-25)
 5/31 vs TUL.....W 7-2 (21-25)
 6/1 vs TUL.....L 5-4 (21-26)
 6/2 vs TUL.....L 9-1 (21-27)
 6/3 vs TUL.....L 8-1 (21-28)
 6/4 vs TUL.....L 6-5 (10) (21-29)
 6/6 @ SA.....L 6-5 (21-30)
 6/7 @ SA.....L 10-4 (21-31)
 6/8 @ SA.....W 10-3 (22-31)
 6/9 @ SA.....L 5-4 (22-32)
 6/10 @ SA.....L 5-3 (22-33)
 6/11 @ SA.....W 8-7 (23-33)
 6/13 @ MID.....W 8-2 (24-33)
 6/14 @ MID.....W 8-1 (25-33)
 6/15 @ MID.....L 8-7 (25-34)
 6/16 @ MID.....W 8-5 (26-34)
 6/17 @ MID.....L 7-4 (26-35)
 6/18 @ MID.....W 5-3 (27-35)
 6/20 vs ARK.....W 12-4 (28-35)
 6/21 vs ARK.....L 5-1 (28-36)
 6/22 vs ARK.....L 10-7 (28-37)
 6/23 vs ARK.....L 5-2 (28-38)
 6/24 vs ARK.....L 7-4 (28-39)
 6/25 vs ARK.....L 3-1 (28-40)

END FIRST HALF

6/28 vs NWA.....W 15-8 (1-0 2H)
 6/29 vs NWA.....W 3-1 (2-0)
 6/30 vs NWA.....W 5-4 (3-0)
 7/1 vs NWA.....W 6-4 (4-0)
 7/2 vs NWA.....L 7-4 (4-1)
 7/3 vs NWA.....L 7-6 (4-2)
 7/4 @ TUL.....L 5-4 (11) (4-3)
 7/5 @ TUL.....L 4-1 (4-4)
 7/6 @ TUL.....W 8-2 (5-4)
 7/7 @ TUL.....L 6-4 (5-5)
 7/8 @ TUL.....W 4-3 (6-5)
 7/9 @ TUL.....L 9-8 (10) (6-6)
 7/14 vs SPR.....L 4-3 (6-7)
 7/15 vs SPR.....L 10-3 (6-8)
 7/16 vs SPR.....W 13-12 (10) (7-8)
 7/18 @ AMA.....L 10-7 (7-9)
 7/19 @ AMA.....L 7-5 (7-10)
 7/20 @ AMA.....W 4-1 (8-10)
 7/21 @ AMA.....L 3-2 (9-10)
 7/22 @ AMA.....L 8-2 (9-11)
 7/23 @ AMA.....W 12-6 (10-11)
 7/25 vs FRI.....L 10-4 (10-12)
 7/26 vs FRI.....L 19-10 (10-13)
 7/27 vs FRI.....W 4-1 (11-13)
 7/28 vs FRI.....L 10-7 (11-14)
 7/29 vs FRI.....W 7-6 (12-14)
 7/30 vs FRI.....L 8-6 (12-15)

DAILY RESULTS

8/1 vs TUL.....W 3-1 (12-16)
 8/2 vs TUL.....W 4-0 (13-16)
 8/3 vs TUL.....L 10-0 (13-17)
 8/4 vs TUL.....L 14-7 (13-18)
 8/5 vs TUL.....W 9-5 (14-18)
 8/6 vs TUL.....W 10-9 (15-18)
 8/8 @ NWA.....W 5-2 (16-18)
 8/9 @ NWA.....W 2-1 (5) (17-18)
 8/10 @ NWA.....L 10-6 (17-19)
 8/11 @ NWA.....L 8-7 (17-20)
 8/12 @ NWA.....W 13-3 (18-20)
 8/13 @ NWA..W 9-8 (10) (19-20)
 8/15 vs SPR.....W 5-2 (20-20)
 8/16 vs SPR.....W 5-1 (21-20)
 8/17 vs SPR....W 7-6 (10) (22-20)
 8/18 vs SPR.....W 5-4 (23-20)
 8/19 vs SPR.....L 11-2 (23-21)
 8/20 vs SPR.....W 12-1 (24-21)
 8/22 @ ARK.....L 5-0 (24-22)
 8/23 @ ARK.....W 5-1 (25-22)
 8/24 @ ARK.....W 4-1 (26-22)
 8/25 @ ARK.....W 11-1 (27-22)
 8/26 @ ARK.....W 2-0 (28-22)
 8/27 @ ARK.....W 6-5 (29-22)
 8/29 vs SA.....W 5-2 (30-22)
 8/30 vs SA.....L 9-2 (30-23)
 8/31 vs SA.....L 8-6 (30-24)
 9/1 vs SA.....W 2-0 (10) (31-24)
 9/2 vs SA.....L 5-3 (31-25)
 9/3 vs SA.....W 4-3 (32-25)
 9/5 @ CC.....L 5-1 (32-26)
 9/6 @ CC.....L 10-4 (32-27)
 9/7 @ CC.....W 2-1 (33-27)
 9/8 @ CC.....L 8-2 (33-28)
 9/9 @ CC.....L 7-3 (33-29)
 9/10 @ CC.....W 3-2 (34-29)
 9/12 vs MID.....L 5-2 (34-30)
 9/13 vs MID.....L 2-1 (34-31)
 9/14 vs MID.....W 5-4 (35-31)
 9/15 vs MID.....W 7-0 (36-31)
 9/16 vs MID.....L 8-7 (36-32)
 9/17 vs MID.....L 6-4 (36-33)

DAILY RESULTS

4/6 @ SPR.....W 4-1 (1-0)
 4/7 @ SPR.....W 2-0 (2-0)
 4/8 @ SPR.....L 9-4 (2-1)
 4/11 vs NWA.....W 3-1 (3-1)
 4/12 vs NWA.....W 8-2 (4-1)
 4/13 vs NWA.....L 10-3 (4-2)
 4/14 vs NWA.....W 7-4 (5-2)
 4/15 vs NWA.....L 12-3 (5-3)
 4/16 vs NWA.....L 15-5 (5-4)
 4/18 @ TUL.....W 4-2 (6-4)
 4/19 @ TUL.....L 4-0 (6-5)
 4/20 @ TUL.....L 3-0 (6-6)
 4/21 @ TUL.....L 6-5 (6-7)
 4/22 @ TUL.....W 4-3 (7-7)
 4/23 @ TUL.....L 4-3 (7-8)
 4/25 vs SPR.....W 12-3 (8-8)
 4/26 vs SPR.....L 10-0 (8-9)
 4/27 vs SPR.....W 12-11 (9-9)
 4/28 vs SPR.....L 9-1 (9-10)
 4/29 vs SPR.....L 16-10 (9-11)
 4/30 vs SPR.....L 7-4 (9-12)
 5/2 @ NWA.....L 6-4 (9-13)
 5/3 @ NWA.....W 3-1 (10-13)
 5/5 G1 @ NWA.....L 5-1 (7) (10-14)
 5/5 G2 @ NWA.....L 4-3 (7) (10-15)
 5/6 @ NWA.....L 5-1 (10-16)
 5/7 @ NWA.....L 12-3 (10-17)
 5/9 @ FRI.....W 5-4 (10) (11-17)
 5/10 @ FRI.....W 16-8 (12-17)
 5/11 @ FRI.....W 8-6 (13-17)
 5/12 @ FRI.....W 13-5 (14-17)
 5/13 @ FRI.....W 12-3 (15-17)
 5/16 vs ARK.....W 6-4 (16-17)
 5/17 vs ARK.....L 2-1 (16-18)
 5/18 vs ARK.....W 6-2 (17-18)
 5/19 vs ARK.....L 14-10 (17-19)
 5/20 vs ARK.....L 8-2 (17-20)
 5/21 vs ARK.....W 4-3 (18-20)
 5/23 @ SPR.....L 8-3 (18-21)
 5/24 @ SPR.....W 13-1 (19-21)
 5/25 @ SPR.....L 5-4 (19-22)
 5/26 @ SPR.....L 1-0 (19-23)



PATRICK WINKEL

BATTING STATS

Player	G	AVG	AB	R	H	2B	3B	HR	RBI	BB	SO	SB
Fajardo, Y	123	0.305	469	75	143	23	8	9	53	50	84	50
Rucker, J	119	0.248	420	51	104	21	4	9	63	42	123	10
Isola, A	110	0.279	408	66	114	22	0	20	58	50	100	5
Holland, W	99	0.197	294	50	58	11	3	5	35	42	95	30
Keirsey Jr., D	91	0.305	361	59	110	17	5	13	48	31	93	31
Winkel, P	88	0.266	304	43	81	16	1	10	48	45	86	3
Lee, B	87	0.292	349	63	102	31	0	11	61	41	63	6
Gray, S	84	0.26	285	48	74	9	2	9	37	41	108	14
Severino, Y	84	0.287	334	56	96	15	2	24	62	36	117	3
Soularie, A	79	0.231	225	41	52	5	1	11	33	39	75	22
Sabato, A	77	0.221	272	38	60	19	1	12	45	42	103	2
Schobel, T	49	0.226	177	19	40	6	1	2	18	25	40	3
Banuelos, D	47	0.270	152	24	41	7	1	10	30	21	68	1
Prato, A	43	0.171	129	17	22	2	1	2	15	20	35	8
Garry Jr., W	34	0.264	106	14	28	9	2	4	23	7	37	9
Shuffield, D	26	0.241	87	11	21	2	0	4	10	13	28	6
Smith, A	26	0.202	89	10	18	2	0	2	8	10	31	2
Yake, E	24	0.177	62	9	11	3	0	1	4	10	13	2
Ross, B	10	0.226	31	5	7	0	0	0	4	4	7	2
Helman, M	6	0.227	22	2	5	1	0	1	5	1	5	0
Nigro, F	3	0.111	9	1	1	0	0	0	0	2	4	0
Lewis, R	2	0.333	6	3	2	1	0	0	1	1	3	2
Schmidt, K	2	0.250	8	2	2	0	0	0	1	1	2	0



SETH GRAY



BROOKS LEE



2023 WIND SURGE (64-73)

PITCHING STATS

Player	W	L	ERA	G	GS	SV	IP	H	R	ER	HR	BB	SO
Adams, T	4	10	5.66	26	25	0	109.2	118	75	69	16	43	97
Luna, C	2	9	5.87	23	16	0	95	106	69	62	30	24	96
Ohl, P	7	3	2.69	16	14	0	87	70	26	26	9	13	74
Rozek, A	3	3	5.76	26	15	1	86	93	59	55	15	30	81
Festa, D	3	3	4.39	21	19	0	80	76	45	39	8	33	104
McMahon, H	2	1	6.71	40	0	4	60.1	65	50	45	9	19	57
Enlow, B	3	1	3.17	11	10	0	54	48	23	19	6	13	65
Scherff, A	4	2	3.57	39	0	4	53	50	23	21	5	31	66
Grace, R	1	3	4.11	27	1	2	50.1	40	27	23	5	23	53
Bentley, D	3	1	4.36	29	0	0	43.1	50	22	21	3	18	45
Taylor, C	2	5	3.98	31	1	2	43	37	24	19	3	21	46
Donato, C	1	7	11.57	13	11	0	42	72	55	54	13	23	36
Peguero, F	3	4	4.50	31	0	3	40	42	24	20	9	10	34
Floyd, T	2	2	5.97	28	0	0	37.2	45	26	25	6	19	41
Nowlin, J	3	1	3.82	9	7	0	37.2	31	21	16	4	22	35
Brink, J	1	2	6.00	28	0	5	33	31	22	22	4	21	27
Mattson, I	3	1	3.62	21	1	0	32.1	15	15	13	3	24	42
Raya, M	0	3	5.28	11	11	0	29	22	19	17	2	14	26
Bravo, J	3	3	6.28	11	2	0	28.2	33	26	20	8	10	25
Boyle, M	2	0	2.63	19	0	1	27.1	24	8	8	5	9	29
Nordlin, S	0	1	5.67	16	0	0	27	37	17	17	3	12	13
Cabezas, A	1	2	4.43	14	0	1	20.1	25	12	10	5	10	22
German, O	2	1	5.40	15	0	0	18.1	24	11	11	1	9	15
Beck, T	3	0	3.06	10	0	0	17.2	13	6	6	1	9	19
Rodriguez, M	3	2	3.95	13	0	3	13.2	19	14	6	0	4	24
Carr, J	1	1	6.10	4	1	0	10.1	14	8	7	2	4	5
Funderburk, K	1	0	1.00	5	0	1	9	8	1	1	0	6	14
Phillips, A	1	0	11.57	4	0	0	4.2	9	6	6	2	6	2
Mooney, S	0	1	8.31	5	2	0	4.1	5	5	4	2	4	5
Paddack, C	0	1	4.50	1	1	0	4	4	2	2	1	0	6
Alcala, J	0	0	9	2	0	0	2	3	2	2	1	1	4
Holland, W	0	0	16.20	3	0	0	1.2	4	3	3	2	0	0
BaÑuelos, D	0	0	94.50	1	0	0	0.2	6	7	7	4	1	1
Griffith, O	0	0	---	1	0	0	0	1	3	3	1	1	0



2024 WIND SURGE (58-80)

OPENING DAY LINEUP

1. Emmanuel Rodriguez, CF
2. Tanner Schobel, 3B
3. Andrew Cossetti, DH
4. Kala'i Rosario, RF
5. Ben Ross, SS
6. Jorel Ortega, 2B
7. Carson McCusker, LF
8. Noah Cardenas, C
9. Jake Rucker, 1B
- P. Marco Raya, RHP

DAILY RESULTS

5/24 vs SA.....L 1-0 (17-25)
 5/25 vs SA.....L 4-2 (17-26)
 5/26 vs SA.....W 3-1 (18-26)
 5/28 vs SPR.....L 2-1 (18-27)
 5/29 vs SPR.....W 4-2 (19-27)
 5/30 vs SPR.....L 7-5 (19-28)
 5/31 vs SPR.....L 3-1 (19-29)
 6/1 vs SPR.....L 8-2 (19-30)
 6/2 vs SPR.....L 6-2 (19-31)
 6/4 @ NWA.....L 10-1 (19-32)
 6/5 @ NWA.....W 4-2 (20-32)
 6/6 G1 @ NWA....W 3-2 (7) (21-32)
 6/6 G2 @ NWA....W 7-5 (7) (22-32)
 6/7 @ NWA.....L 13-5 (22-33)
 6/8 @ NWA.....W 7-2 (23-33)
 6/9 @ NWA.....L 3-2 (23-34)
 6/11 vs MID.....L 4-2 (23-35)
 6/12 vs MID.....W 10-5 (24-35)
 6/13 vs MID.....L 8-5 (24-36)
 6/14 vs MID.....W 6-1 (25-36)
 6/15 vs MID.....W 6-3 (11) (26-36)
 6/16 vs MID.....W 6-0 (27-36)
 6/18 @ ARK.....L 3-2 (27-37)
 6/19 @ ARK.....W 9-2 (28-37)
 6/20 @ ARK.....L 2-1 (28-38)
 6/21 @ ARK.....W 3-2 (29-38)
 6/22 @ ARK.....W 8-3 (30-38)
 6/23 @ ARK.....W 3-2 (31-38)

END FIRST HALF

6/25 vs NWA.....L 8-6 (0-1 2H)
 6/26 vs NWA.....W 6-1 (1-1)
 6/27 vs NWA.....L 7-2 (10) (1-2)
 6/28 vs NWA.....L 11-7 (1-3)
 6/29 vs NWA.....L 3-2 (1-4)
 6/30 vs NWA.....W 7-3 (2-4)
 7/1 vs TUL.....W 12-1 (3-4)
 7/2 vs TUL.....W 6-2 (4-4)
 7/3 vs TUL.....L 3-2 (10) (4-5)
 7/4 @ TUL SUSP in 7th Inning 1-1
 7/5 G1 @ TUL.....L 5-4 (4-6)
 7/5 G2 @ TUL.....L 7-0 (4-7)
 7/6 @ TUL.....L 7-4 (4-8)
 7/9 @ SPR.....L 7-6 (10) (4-9)
 7/10 @ SPR.....W 7-3 (5-9)
 7/11 @ SPR.....L 6-4 (5-10)
 7/12 @ SPR.....L 9-7 (5-11)
 7/13 @ SPR.....L 10-2 (5-12)
 7/14 @ SPR.....L 16-9 (5-13)
 7/19 vs FRI.....L 8-5 (5-14)
 7/20 vs FRI.....W 4-1 (6-14)
 7/21 vs FRI.....W 2-1 (7-14)
 7/23 @ AMA.....L 12-3 (7-15)
 7/24 @ AMA.....L 7-3 (7-16)
 7/25 @ AMA.....L 3-2 (7-17)

DAILY RESULTS

7/26 @ AMA.....W 4-1 (8-17)
 7/27 @ AMA.....W 10-9 (9-17)
 7/28 @ AMA.....W 10-8 (10-17)
 7/30 vs NWA.....L 4-3 (10-18)
 7/31 vs NWA.....L 9-4 (10-19)
 8/1 vs NWA.....L 6-5 (10-20)
 8/2 vs NWA.....W 8-4 (11-20)
 8/3 vs NWA.....L 4-1 (11-21)
 8/4 vs NWA.....W 3-2 (12-21)
 8/6 @ CC.....W 5-4 (10) (13-21)
 8/7 @ CC.....W 3-0 (14-21)
 8/8 @ CC.....L 2-1 (14-22)
 8/9 @ CC.....L 4-1 (14-23)
 8/10 @ CC.....W 4-3 (15-23)
 8/11 @ CC.....W 10-1 (16-23)
 8/13 vs ARK.....L 8-3 (16-24)
 8/14 vs ARK.....W 8-4 (17-24)
 8/15 vs ARK.....L 6-5 (17-25)
 8/16 vs ARK....W 3-2 (11) (18-25)
 8/17 vs ARK.....L 9-8 (18-26)
 8/18 vs ARK.....L 12-3 (18-27)
 8/20 @ MID.....L 3-0 (18-28)
 8/21 @ MID...L 11-10 (11) (18-29)
 8/22 @ MID.....L 4-3 (11) (18-30)
 8/23 @ MID.....L 7-4 (18-31)
 8/24 @ MID....W 2-1 (10) (19-31)
 8/25 @ MID.....L 4-1 (19-32)
 8/27 vs SPR.....W 4-3 (20-32)
 8/28 vs SPR.....L 2-1 (20-33)
 8/29 vs SPR.....L 6-3 (20-34)
 8/30 vs SPR.....W 6-1 (21-34)
 8/31 vs SPR.....W 6-1 (22-34)
 9/1 vs SPR.....L 5-2 (22-35)
 9/2 @ FRI.....L 3-2 (11) (22-36)
 9/4 @ FRI.....L 2-1 (22-37)
 9/5 @ FRI.....W 6-5 (23-37)
 9/6 @ FRI.....L 2-1 (23-38)
 9/7 @ FRI.....L 1-0 (23-39)
 9/8 @ FRI.....W 4-2 (10) (24-39)
 9/10 vs TUL.....L 5-4 (24-40)
 9/11 vs TUL.....L 5-3 (24-41)
 9/12 vs TUL.....L 5-0 (24-42)
 9/13 vs TUL.....W 9-1 (25-42)
 9/14 vs TUL.....L 3-2 (25-43)
 9/15 vs TUL.....W 4-2 (26-43)

DAILY RESULTS

4/5 vs FRI.....L 6-4 (0-1)
 4/6 vs FRI.....W 13-3 (1-1)
 4/7 vs FRI.....L 12-8 (1-2)
 4/9 @ SPR.....L 6-2 (1-3)
 4/11 @ SPR.....L 7-6 (10) (1-4)
 4/12 G1 @ SPR.....L 3-1 (7) (1-5)
 4/12 G2 @ SPR.....L 10-2 (7) (1-6)
 4/13 @ SPR.....L 5-3 (1-7)
 4/14 @ SPR.....L 8-7 (1-8)
 4/16 vs TUL.....L 15-4 (1-9)
 4/17 vs TUL.....L 2-1 (11) (1-10)
 4/18 vs TUL.....W 7-6 (10) (2-10)
 4/19 vs TUL.....L 5-0 (2-11)
 4/20 vs TUL.....W 7-3 (3-11)
 4/21 vs TUL.....W 6-2 (4-11)
 4/23 @ SA.....L 1-0 (4-12)
 4/24 @ SA.....L 9-6 (4-13)
 4/25 @ SA.....W 9-2 (5-13)
 4/26 @ SA.....W 7-1 (6-13)
 4/27 @ SA.....W 5-3 (7-13)
 4/28 @ SA.....L 3-1 (7-14)
 4/30 @ NWA.....L 8-4 (7-15)
 5/1 @ NWA.....W 6-5 (8-15)
 5/2 @ NWA.....L 12-3 (8-16)
 5/3 @ NWA.....L 7-6 (8-17)
 5/4 @ NWA.....W 8-7 (9-17)
 5/7 vs ARK.....W 16-2 (10-17)
 5/8 vs ARK.....W 5-4 (11-17)
 5/9 vs ARK.....W 6-2 (12-17)
 5/10 vs ARK.....L 5-4 (11) (12-18)
 5/11 vs ARK.....L 5-1 (12-19)
 5/12 vs ARK.....W 11-1 (13-19)
 5/14 @ TUL.....W 6-3 (14-19)
 5/15 @ TUL.....W 7-1 (15-19)
 5/16 @ TUL.....W 11-8 (16-19)
 5/17 @ TUL.....L 8-6 (16-20)
 5/18 @ TUL.....L 4-3 (16-21)
 5/19 @ TUL.....L 6-5 (16-22)
 5/21 vs SA.....L 3-2 (16-23)
 5/22 vs SA.....L 4-3 (16-24)
 5/23 vs SA.....W 8-0 (17-24)



BEN ROSS

BATTING STATS

Player	G	AVG	AB	R	H	2B	3B	HR	RBI	BB	SO	SB
Ross, B	123	0.212	410	48	87	18	1	11	38	40	136	20
Schobel, T	122	0.211	455	67	96	20	4	10	53	59	124	13
Rucker, J	121	0.261	468	55	122	23	1	9	68	35	77	5
Ortega, J	120	0.214	364	49	78	13	3	10	44	44	102	11
McCusker, C	98	0.281	370	56	104	26	3	15	64	38	117	7
Morales, J	88	0.278	327	39	91	21	1	9	52	30	57	4
Cossetti, A	86	0.192	317	34	61	18	3	8	43	41	115	5
Sabato, A	85	0.206	306	35	63	14	0	10	33	38	104	8
Fedko, K	76	0.227	251	24	57	14	0	3	21	37	59	7
Cardenas, N	75	0.173	254	32	44	11	0	5	32	43	71	4
Rosario, K	67	0.235	264	36	62	19	1	8	34	32	91	3
Keaschall, L	58	0.281	221	43	62	9	1	8	27	32	51	9
Shuffield, D	38	0.228	123	20	28	6	0	4	19	13	38	7
Rodriguez, E	37	0.298	124	40	37	12	2	8	20	42	46	9
Soularie, A	33	0.164	67	19	11	2	0	2	10	12	24	12
Dearden, T	27	0.221	95	9	21	9	0	0	6	7	27	0
Isola, A	19	0.214	70	7	15	2	0	2	8	7	15	0
Olivar, R	19	0.224	67	7	15	2	0	1	7	9	18	3
Jenkins, W	6	0.160	25	3	4	1	0	0	1	3	4	2



TANNER SCHOBEL



JEFERSON MORALES



2024 WIND SURGE (58-80)

PITCHING STATS

Player	W	L	ERA	G	GS	SV	IP	H	R	ER	HR	BB	SO
Adams, T	5	7	3.67	22	19	0	108	95	51	44	9	28	109
Ohl, P	4	7	4.68	21	15	1	102	113	63	53	14	16	70
Nowlin, J	5	7	4.67	21	15	0	96.1	90	59	50	11	48	97
Raya, M	3	4	4.27	24	24	0	92.2	84	44	44	8	44	99
Rozek, A	5	4	2.19	14	5	0	70	56	20	17	5	13	59
Lewis, C	2	6	2.59	15	13	1	66	54	21	19	7	34	80
Floyd, T	4	4	4.04	44	1	2	64.2	54	33	29	3	27	59
Morris, A	6	3	1.90	12	10	1	61.2	49	18	13	1	14	63
Stankiewicz, J	2	5	4.45	41	0	2	58.2	65	32	29	6	15	49
Matthews, Z	2	1	1.95	10	9	0	55.1	36	17	12	2	6	63
Whorff, J	3	3	2.93	22	5	2	46	39	17	15	4	23	45
Rodriguez, M	1	7	4.96	37	0	5	45.1	41	35	25	1	22	42
Grace, R	1	4	4.19	31	0	0	43	39	24	20	4	21	34
MacLeod, C	1	2	3.72	8	7	1	38.2	27	17	16	4	20	44
Engler, S	4	1	6.88	27	0	0	34	28	27	26	2	30	37
Laweryson, C	2	2	6.82	27	0	3	33	41	28	25	1	12	33
Solomon, J	2	4	7.76	30	0	4	31.1	38	31	27	2	25	33
Culpepper, C	1	1	4.71	6	6	0	21	19	11	11	2	7	21
Bischoff, K	0	0	1.40	14	0	2	19.1	11	6	3	1	8	25
Paredes, M	0	0	5.79	13	0	0	18.2	21	12	12	1	8	13
Velez, R	1	3	6.27	16	0	0	18.2	24	15	13	3	7	17
Alexy, A	1	2	6.87	7	3	0	18.1	11	16	14	0	26	16
McMahon, H	1	0	5.65	8	0	0	14.1	16	9	9	2	2	4
Fox, M	0	0	2.63	11	0	0	13.2	11	5	4	1	12	13
Jones, K	0	0	3.60	3	2	0	10	7	4	4	1	4	7
Brice, A	0	0	1.08	7	0	1	8.1	7	3	1	0	4	19
Wittgren, N	1	1	3.52	5	3	0	7.2	10	4	3	1	2	4
Marcano, R	0	2	16.71	5	1	0	7	7	13	13	3	14	9
Reed, S	1	0	6.75	4	0	0	6.2	8	6	5	0	7	8
Wosinski, J	0	0	0.00	2	0	0	4	1	0	0	0	1	3
Noble, J	0	0	3.00	1	0	0	3	1	1	1	0	0	1
Ortega, J	0	0	0.00	2	0	0	1.2	0	0	0	0	0	0
Rucker, J	0	0	0.00	1	0	0	0.1	0	0	0	0	0	0



2024 TEXAS LEAGUE

2024 TEXAS LEAGUE STANDINGS

TEXAS LEAGUE NORTH

*: First Half Champ, **: Second Half Champ

TEAM	RECORD	PCT	GB	RUN DIFF
Arkansas Travelers**	80-57	.584	--	74
Springfield Cardinals*	79-59	.572	1.5	28
Northwest Arkansas Naturals	66-71	.482	14.0	-17
Tulsa Drillers	63-74	.460	17.0	8
Wichita Wind Surge	58-80	.420	22.5	-19

TEXAS LEAGUE SOUTH

*: First Half Champ, **: Second Half Champ

TEAM	RECORD	PCT	GB	RUN DIFF
Midland RockHounds**	84-54	.609	--	180
Frisco RoughRiders*	84-54	.609	--	121
San Antonio Missions	62-74	.456	21.0	-62
Amarillo Sod Poodles	58-79	.423	25.5	-159
Corpus Christi Hooks	52-84	.382	31.0	-154

2024 TEXAS LEAGUE POSTSEASON RESULTS

NORTH DIVISION SERIES	CHAMPIONSHIP SERIES	SOUTH DIVISION SERIES
Springfield vs Arkansas	Arkansas vs Midland	Frisco vs Midland
Arkansas Wins 2 games to 1	Arkansas Wins 2 games to 1	Midland Wins 2 games to 1

2024 TEXAS LEAGUE HONORS

Most Valuable Player.....Jimmy Crooks (SPR)
 Pitcher of the Year.....Tink Hence (SPR)
 Top MLB Prospect.....Dalton Rushing (TUL)

ALL STAR TEAM

First Base.....Brennan Milone (MID)
 Second Base.....Cooper Bowman (MID)
 Shortstop.....Alex Freeland (TUL)
 Third Base.....Cody Freeman (FRI)
 Catcher.....Jimmy Crooks (SPR)
Outfielder.....Carson McCusker (WCH)
 Outfielder.....Alejandro Osuna (FRI)
 Outfielder.....Colby Thomas (MID)
 Utility.....Tim Tawa (AMA)
 Starting Pitcher.....Tink Hence (SPR)
Starting Pitcher.....Zebby Matthews (WCH)
Starting Pitcher.....Andrew Morris (WCH)
 Starting Pitcher.....Quinn Matthew (SPR)
 Relief Pitcher.....Matt Svanson (SPR)
 Relief Pitcher.....Troy Taylor (ARK)
 Manager.....Jose Leger (SPR)



ANDREW MORRIS



ZEBBY MATTHEWS



TEXAS LEAGUE OPPONENTS

AMARILLO SOD POODLES

Location.....Amarillo, Texas
 Distance from Wichita.....302 Miles
 First Season.....2019
 Affiliation History.....San Diego Padres (2019-2020)
 Arizona Diamondbacks (2021-Present)
 League Championships.....2 (2019, 2023)
 Last Playoff Appearance.....2023
 2024 Record.....58-79 (4th, South Division)
 2024 Attendance.....340,033 (3rd in Texas League)
 Home Stadium.....Hodgetown (Capacity 6,631)
 Manager.....Tim Bogar (2nd Season)



AMARILLO 1B SETH BEER (2023)

HEAD TO HEAD VS AMARILLO				2025 vs AMARILLO
YEAR	HOME	AWAY	OVERALL	AWAY (6)
2021	3-3	3-3	6-6	7/29 @ AMA
2022	2-4	--	2-4	7/30 @ AMA
2023	--	2-4	2-4	7/31 @ AMA
2024	--	3-3	3-3	8/1 @ AMA
ALL TIME	5-7	8-10	13-17	8/2 @ AMA 8/3 @ AMA

ARKANSAS TRAVELERS

Location.....Little Rock, Arkansas
 Distance from Wichita.....349 Miles
 First Season.....1963
 Affiliation History.....Philadelphia Phillies (1963-65)
 St. Louis Cardinals (1966-2000)
 Los Angeles Angels (2001-2016)
 Seattle Mariners (2017-Present)
 League Championships.....9 (1966, 1971, 1977,
 1979, 1980, 1989,
 2001, 2008, 2024)
 Last Playoff Appearance.....2024
 2024 Record.....80-57 (1st, North Division)
 2024 Attendance.....327,279 (4th in Texas League)
 Home Stadium.....Dickey-Stevens Park (Capacity 7,300)
 Manager.....Chrastian Colón (2nd Season)



2025 vs ARKANSAS

HEAD TO HEAD VS ARKANSAS				2025 vs ARKANSAS	
YEAR	HOME	AWAY	OVERALL	HOME (12)	AWAY (6)
2021	8-4	6-6	14-10	5/13 vs ARK	6/17 @ ARK
2022	6-0	7-5	13-5	5/14 vs ARK	6/18 @ ARK
2023	4-8	5-1	9-9	5/15 vs ARK	6/19 @ ARK
2024	6-6	4-2	10-8	5/16 vs ARK	6/20 @ ARK
ALL TIME	24-18	22-14	46-32	5/17 vs ARK	6/21 @ ARK
				5/18 vs ARK	6/22 @ ARK
				8/26 vs ARK	
				8/27 vs ARK	
				8/28 vs ARK	
				8/29 vs ARK	
				8/30 vs ARK	
				8/31 vs ARK	



TEXAS LEAGUE OPPONENTS

CORPUS CHRISTI HOOKS

Location.....Corpus Christi, Texas
 Distance from Wichita.....682 Miles
 First Season.....2005
 Affiliation History.....Houston Astros (2005-Present)
 League Championships.....1 (2006)
 Last Playoff Appearance.....2018
 2024 Record.....52-84 (5th, South Division)
 2024 Attendance.....279,467 (6th in Texas League)
 Home Stadium.....Whataburger Field (Capacity 7,679)
 Manager.....Joe Thon (3rd Season)



2025 vs CC

HOME (6)	AWAY (6)
6/10 vs CC	9/9 @ CC
6/11 vs CC	9/10 @ CC
6/12 vs CC	9/11 @ CC
6/13 vs CC	9/12 @ CC
6/14 vs CC	9/13 @ CC
6/15 vs CC	9/14 @ CC

HEAD TO HEAD VS CORPUS CHRISTI

YEAR	HOME	AWAY	OVERALL
2021	--	--	0-0
2022	5-1	3-3	8-4
2023	--	2-4	2-4
2024	--	4-2	4-2
ALL TIME	5-1	9-9	14-10

FRISCO ROUGHRIDERS

Location.....Frisco, Texas
 Distance from Wichita.....318 Miles
 First Season.....2003
 Affiliation History.....Texas Rangers (2003-Present)
 League Championships.....2 (2004, 2022)
 Last Playoff Appearance.....2024
 2024 Record.....84-54 (1st, South Division)
 2024 Attendance.....371,149 (1st in Texas League)
 Home Stadium.....Riders Field (Capacity 10,216)
 Manager.....Carlos Cardoza (3rd Season)



2025 vs FRISCO

HOME (6)	AWAY (6)
7/22 vs FRI	4/29 @ FRI
7/23 vs FRI	4/30 @ FRI
7/24 vs FRI	5/1 @ FRI
7/25 vs FRI	5/2 @ FRI
7/26 vs FRI	5/3 @ FRI
7/27 vs FRI	5/4 @ FRI

HEAD TO HEAD VS FRISCO

YEAR	HOME	AWAY	OVERALL
2021	--	--	0-0
2022	4-2	2-4	6-6
2023	2-4	5-0	7-4
2024	3-3	2-4	5-7
ALL TIME	9-9	9-8	18-17

POSTSEASON VS FRISCO

2022 Texas League Championship Series (Best of 3)

Game 1 9/25/22 @ Frisco.....L 11-3
 Game 2 9/27/22 @ Wichita.....L 7-5 (10) (Frisco wins Series 2-0)



SURGE VISIT RIDERS FIELD



TEXAS LEAGUE OPPONENTS

MIDLAND ROCKHOUNDS

Location.....Midland, Texas
 Distance from Wichita.....479 Miles
 First Season.....1999
 Affiliation History..... Athletics(1999-Present)
 League Championships.....6 (2005, 2009, 2014, 2015, 2016, 2017)
 Last Playoff Appearance.....2024
 2024 Record.....84-54 (1st, South Division)
 2024 Attendance.....225,274 (10th in Texas League)
 Home Stadium.....Momentum Bank Ballpark (Capacity 6,669)
 Manager.....Gregorio Petit (2nd Season)



2025 vs MIDLAND

HOME (6)	AWAY (6)
4/8 vs MID	8/19 @ MID
4/9 vs MID	8/20 @ MID
4/10 vs MID	8/21 @ MID
4/11 vs MID	8/22 @ MID
4/12 vs MID	8/23 @ MID
4/13 vs MID	8/24 @ MID

HEAD TO HEAD VS MIDLAND

YEAR	HOME	AWAY	OVERALL
2021	5-1	5-1	10-2
2022	4-2	4-2	8-4
2023	2-4	4-2	6-6
2024	4-2	2-4	6-6
ALL TIME	15-9	15-9	30-18

NORTHWEST ARKANSAS NATURALS

Location.....Springdale, Arkansas
 Distance from Wichita.....203 Miles
 First Season.....2008
 Affiliation History.....Kansas City Royals (2008-Present)
 League Championships.....2 (2010, 2021)
 Last Playoff Appearance.....2021
 2024 Record.....66-71 (3rd, North Division)
 2024 Attendance.....230,599 (9th in Texas League)
 Home Stadium.....Arvest Ballpark (Capacity 7,305)
 Manager.....Tommy Shields (3rd Season)



2025 vs NW ARKANSAS

HOME (6)	AWAY (12)
8/5 vs NWA	5/6 @ NWA
8/6 vs NWA	5/7 @ NWA
8/7 vs NWA	5/8 @ NWA
8/8 vs NWA	5/9 @ NWA
8/9 vs NWA	5/10 @ NWA
8/10 vs NWA	5/11 @ NWA

HEAD TO HEAD VS NORTHWEST ARKANSAS

YEAR	HOME	AWAY	OVERALL
2021	5-7	3-3	8-10
2022	8-4	7-4	15-8
2023	7-5	5-7	12-12
2024	4-8	6-6	10-14
ALL TIME	24-24	21-20	45-44

POSTSEASON VS NORTHWEST ARKANSAS

2021 AA-Central Championship Series (Best of 5)

Game 1 9/21/21 @ Northwest Arkansas.....L 7-5
 Game 2 9/22/21 @ Northwest Arkansas.....L 5-1
 Game 3 9/24/21 @ Wichita.....L 6-2 (Naturals win series 3-0)

6/3 @ NWA
 6/4 @ NWA
 6/5 @ NWA
 6/6 @ NWA
 6/7 @ NWA
 6/8 @ NWA



TEXAS LEAGUE OPPONENTS

SAN ANTONIO MISSIONS

Location.....San Antonio, Texas
 Distance from Wichita.....580 Miles
 First Season.....1988
 Affiliation History.....Los Angeles Dodgers (1988-2000)
 Seattle Mariners (2001-2006)
 San Diego Padres (2007-2018)
 Milwaukee Brewers (2019-2020)
 San Diego Padres (2021-Present)
 League Championships..... 6 (1997, 2002, 2003,
 2007, 2011, 2013)
 Last Playoff Appearance.....2023
 2024 Record.....62-74 (3rd, South Division)
 2024 Attendance.....265,011(7th in Texas League)
 Home Stadium.....Nelson W. Wolff Municipal Stadium (Cap. 9,200)
 Manager.....Luke Montz (3rd Season)



2025 vs SAN ANTONIO

HOME (6)	AWAY (6)
7/8 vs SA	5/20 @ SA
7/9 vs SA	5/21 @ SA
7/10 vs SA	5/22 @ SA
7/11 vs SA	5/23 @ SA
7/12 vs SA	5/24 @ SA
7/13 vs SA	5/25 @ SA

HEAD TO HEAD VS SAN ANTONIO

YEAR	HOME	AWAY	OVERALL
2021	--	--	0-0
2022	2-4	4-2	6-6
2023	3-3	2-4	5-7
2024	2-4	3-3	5-7
ALL TIME	8-10	8-10	16-20

SPRINGFIELD CARDINALS

Location.....Springfield, Missouri
 Distance from Wichita.....228 Miles
 First Season.....2005
 Affiliation History.....St. Louis Cardinals (2005-Present)
 League Championships.....1 (2012)
 Last Playoff Appearance.....2024
 2024 Record.....79-59 (2nd, North Division)
 2024 Attendance.....263,648 (8th in Texas League)
 Home Stadium.....Hammons Field (Capacity 10,486)
 Manager.....Jose Leger (5th Season)



2025 vs SPRINGFIELD

HOME (12)	AWAY (12)
4/22 vs SPR	4/4 @ SPR
4/23 vs SPR	4/5 @ SPR
4/24 vs SPR	4/6 @ SPR
4/25 vs SPR	7/18 @ SPR
4/26 vs SPR	7/19 @ SPR
4/27 vs SPR	7/20 @ SPR
6/24 vs SPR	8/12 @ SPR
6/25 vs SPR	8/13 @SPR
6/26 vs SPR	8/14 @SPR
6/27 vs SPR	8/15 @ SPR
6/28 vs SPR	8/16 @ SPR
6/29 vs SPR	8/17 @ SPR

HEAD TO HEAD VS SPRINGFIELD

YEAR	HOME	AWAY	OVERALL
2021	6-6	10-2	16-8
2022	4-2	6-6	10-8
2023	8-7	4-5	12-12
2024	4-8	1-11	5-19
ALL TIME	22-23	21-24	43-47



TEXAS LEAGUE OPPONENTS

TULSA DRILLERS

Location.....Tulsa, Oklahoma
 Distance from Wichita.....131 Miles
 First Season.....1977
 Affiliation History.....Texas Rangers (1977-2002),
 Colorado Rockies (2003-2014),
 Los Angeles Dodgers (2015-Present)
 League Championships.....4 (1982, 1988, 1998, 2018)
 Last Playoff Appearance.....2022
 2024 Record.....63-74 (4th, South Division)
 2024 Attendance.....341,751 (2nd in Texas League)
 Home Stadium.....ONEOK Field (Capacity 7,883)
 Manager.....TBD



2025 vs TULSA

HOME (15)	AWAY (9)
5/27 vs TUL	4/15 @ TUL
5/28 vs TUL	4/16 @ TUL
5/29 vs TUL	4/17 @ TUL
5/30 vs TUL	4/18 @ TUL
5/31 vs TUL	4/19 @ TUL (DH)
6/1 vs TUL	7/1 @ TUL
7/4 vs TUL	7/2 @ TUL
7/5 vs TUL	7/3 @ TUL
7/6 vs TUL	
9/2 vs TUL	
9/3 vs TUL	
9/4 vs TUL	
9/5 vs TUL	
9/6 vs TUL	
9/7 vs TUL	

HEAD TO HEAD VS TULSA (PROPELLOR SERIES)

YEAR	HOME	AWAY	OVERALL
2021	7-5	8-10	15-15
2022	8-7	2-7	10-14
2023	5-7	4-8	9-15
2024	7-8	3-6	10-14
ALL TIME	27-27	17-31	44-58

POSTSEASON VS TULSA

2022 Texas League Division Series (Best of 3)

9/20/22 Game 1 @ Wichita.....W 17-1
 9/20/22 Game 2 @ Tulsa.....W 11-1

Wichita Wins Series 2-0 and Advances to TLCS



EACH SEASON, WICHITA AND TULSA COMPETE IN THE PROPELLER SERIES, SPONSORED BY COORS LIGHT. HERE, WICHITA CELEBRATES WITH THE TROPHY AFTER WINNING THE 2021 SERIES.



WICHITA VS TULSA 7/3/24



TWINS ORGANIZATION

MINNESOTA TWINS (MLB)

Location.....Minneapolis, Minnesota
 League.....Major League Baseball
 First Season.....1901 (As Washington Senators)
 First Season in Minnesota.....1961
 World Series Championships (In MIN).....1987, 1991
 Last Playoff Appearance.....2023 (Lost ALDS)
 2024 Record.....82-80 (4th AL Central)
 Home Stadium.....Target Field (Capacity 39,504)
 Manager.....Rocco Baldelli (7th Season)



ST. PAUL SAINTS (AAA)

Location.....St. Paul, Minnesota
 League.....International League
 First Season.....2021
 First Year of Twins Affiliation.....2021
 2024 Record.....70-79 (7th, International League West)
 Home Stadium.....CHS Field (Capacity 7,210)
 Manager.....Toby Gardenhire (5th Season)



CEDAR RAPIDS KERNELS (HIGH-A)

Location.....Cedar Rapids, Iowa
 League.....Midwest League
 First Season.....1993
 First Year of Twins Affiliation.....2013
 2024 Record.....67-63 (3rd Midwest League West)
 Home Stadium.....Veterans Memorial Stadium (Capacity 5,300)
 Manager.....TBD



FORT MYERS MIGHTY MUSSELS (LOW-A)

Location.....Fort Myers, Florida
 League.....Florida State League
 First Season.....2021
 First Year of Twins Affiliation.....2021
 2024 Record.....66-59 (3rd Florida State League West)
 Home Stadium.....Hammond Stadium (Capacity 9,300)
 Manager.....Brian Meyer (5th Season)



TWINS AA AFFILIATE HISTORY

Nashville Volunteers.....	1961
Charlotte Hornets.....	1963-72
Orlando Twins.....	1973-92
Nashville Xpress.....	1993-94
Hardware City Rock Cats.....	1995-96
New Britian Rock Cats.....	1997-2014
Chattanooga Lookouts.....	2015-18
Pensacola Blue Wahoos.....	2019
Wichita Wind Surge.....	2021-Present



TWINS TOP 30 PROSPECTS

PLAYER	POS	DRAFTED/SIGNED	2024 TEAM(S)
1. Walker Jenkins	OF	2023 Rd. 1	FCL Twins, Ft. Myers, Cedar Rapids, Wichita
2. Emmanuel Rodriguez	OF	Int. FA 2019	FCL Twins, Ft. Myers, Wichita, St. Paul
3. Luke Keaschall	2B/OF/1B	2023 Rd. 2	Cedar Rapids, Wichita
4. Kaelen Culpepper	SS	2024 Rd. 1	Ft. Myers, Cedar Rapids
5. Connor Prielipp	LHP	2022 Rd. 2	FCL Twins, Ft. Myers, Cedar Rapids
6. Marco Raya	RHP	2020 Rd. 4	Wichita, St. Paul
7. Brandon Winkour	SS/OF/3B	2023 Rd.3	Ft. Myers
8. Charlee Soto	RHP	2024 Rd. CB-A	Ft. Myers
9. Andrew Morris	RHP	2022 Rd. 4	Cedar Rapids, Wichita, St. Paul
10. C.J. Culpepper	RHP	2022 Rd. 13	Cedar Rapids, Wichita
11. Cory Lewis	RHP	2022 Rd. 9	FCL Twins, Ft. Myers, Wichita, St. Paul
12. Kyle DeBarge	SS/2B	2023 Rd. CB-A	Ft. Myers
13. Dasan Hill	LHP	2024 Rd. CB-B	FCL Twins
14. Billy Amick	3B	2024 Rd. 2	Ft. Myers
15. Rayne Doncon	3B/SS	Int. FA 2021	Ft. Myers, Cedar Rapids
16. Eiberson Castellano	RHP	2024 Rule 5	Jersey Shore, Reading (Phillies Organization)
17. Ricardo Olivar	C/OF	Int. FA 2019	Cedar Rapids, Wichita
18. Gabriel Gonzalez	OF	Int. FA 2021	FCL Twins, Cedar Rapids
19. Eduardo Beltre	OF	Int. FA 2024	DSL Twins
20. Yasser Mercedes	OF	Int. FA 2022	FCL Twins, Ft. Myers
21. Kala'i Rosario	OF	2020 Rd. 5	Ft. Myers, Wichita
22. Travis Adams	RHP	2021 Rd. 6	Wichita, St. Paul
23. Payton Eeles	2B	2024 FA	Ft. Myers, Cedar Rapids, St. Paul
24. Diego Cartaya	C	Trade with LAD	Tulsa, Oklahoma City (Dodgers Organization)
25. Dameury Pena	2B/OF	Int. FA 2023	FCL Twins
26. Danny De Andrade	SS	Int. FA 2021	Cedar Rapids
27. Santiago Leon	SS	Int. FA 2025	N/A
28. Adrian Bohorquez	RHP	Int. FA 2023	FCL Twins, Ft. Myers
29. Jose Olivares	RHP	Int. FA 2021	FCL Twins, Ft. Myers
30. Khadim Drew	C	2024 Rd. 3	Ft. Myers



WALKER JENKINS



MARCO RAYA



2025 WIND SURGE SCHEDULE

2025 OFFICIALS GAME DATES ARE SUBJECTS TO CHANGE. VISIT WINDSURGE.COM FOR ALL UPDATED GAME AND TICKET INFORMATION.

APRIL

SUN	MON	TUE	WED	THU	FRI	SAT
OPENING DAY		1	2	3	4 @ SPR 6:35 PM	5 @ SPR 6:05 PM
6 @ SPR 1:05 PM	7	8 MID 6:35 PM	9 MID 6:35 PM	10 MID 6:35 PM	11 MID 6:35 PM	12 MID 4:05 PM
13 MID 1:05 PM	14	15 @ TUL 6:00 PM	16 @ TUL 11:00 AM	17 @ TUL 7:00 PM	18 @ TUL 7:00 PM	19 @ TUL 1 PM & 6 PM
20	21	22 SPR 6:05 PM	23 SPR 11:05 AM	24 SPR 6:35 PM	25 SPR 6:35 PM	26 SPR 4:05 PM
27 SPR 1:05 PM	28	29 @ FRI 12:05 PM	30 @ FRI 6:35 PM			

MAY

SUN	MON	TUE	WED	THU	FRI	SAT
				1 @ FRI 6:35 PM	2 @ FRI 7:05 PM	3 @ FRI 7:05 PM
4 @ FRI 4:05 PM	5	6 @ NWA 11:05 AM	7 @ NWA 7:05 PM	8 @ NWA 7:05 PM	9 @ NWA 7:05 PM	10 @ NWA 6:35 PM
11 @ NWA 2:05 PM	12	13 ARK 6:05 PM	14 ARK 11:05 AM	15 ARK 6:35 PM	16 ARK 6:35 PM	17 ARK 4:05 PM
18 ARK 1:05 PM	19	20 @ SA 7:05 PM	21 @ SA 7:05 PM	22 @ SA 7:05 PM	23 @ SA 7:05 PM	24 @ SA 7:05 PM
25 @ SA 1:05 PM	26	27 TUL 7:05 PM	28 TUL 12:05 PM	29 TUL 7:05 PM	30 TUL 7:05 PM	31 TUL 6:05 PM

FATHER'S DAY

JUNE

SUN	MON	TUE	WED	THU	FRI	SAT
1 TUL 1:05 PM	2	3 @ NWA 7:05 PM	4 @ NWA 7:05 PM	5 @ NWA 4:05 PM	6 @ NWA 7:05 PM	7 @ NWA 6:35 PM
8 @ NWA 2:05 PM	9	10 CC 7:05 PM	11 CC 12:05 PM	12 CC 7:05 PM	13 CC 7:05 PM	14 CC 6:05 PM
15 CC 1:05 PM	16	17 @ ARK 6:35 PM	18 @ ARK 4:35 PM	19 @ ARK 6:35 PM	20 @ ARK 7:05 PM	21 @ ARK 6:05 PM
22 @ ARK 1:35 PM	23	24 SPR 7:05 PM	25 SPR 7:05 PM	26 SPR 7:05 PM	27 SPR 7:05 PM	28 SPR 6:05 PM
29 SPR 1:05 PM	30					

JULY

4TH OF JULY

SUN	MON	TUE	WED	THU	FRI	SAT
		1 @ TUL 7:00 PM	2 @ TUL 7:05 PM	3 @ TUL 6:30 PM	4 TUL 6:35 PM	5 TUL 6:05 PM
6 TUL 1:05 PM	7	8 SA 7:05 PM	9 SA 7:05 PM	10 SA 7:05 PM	11 SA 7:05 PM	12 SA 6:05 PM
13 SA 1:05 PM	14	15 All Star Game	16 ALL STAR BREAK	17	18 @ SPR 7:05 PM	19 @ SPR 6:35 PM
20 @ SPR 6:05 PM	21	22 FRI 7:05 PM	23 FRI 7:05 PM	24 FRI 7:05 PM	25 FRI 7:05 PM	26 FRI 6:05 PM
27 FRI 1:05 PM	28	29 @ AMA 7:05 PM	30 @ AMA 7:05 PM	31 @ AMA 7:05 PM		

AUGUST

SUN	MON	TUE	WED	THU	FRI	SAT
					1 @ AMA 7:05 PM	2 @ AMA 7:05 PM
3 @ AMA 6:05 PM	4	5 NWA 7:05 PM	6 NWA 7:05 PM	7 NWA 7:05 PM	8 NWA 7:05 PM	9 NWA 6:05 PM
10 NWA 1:05 PM	11	12 @ SPR 7:05 PM	13 @ SPR 7:05 PM	14 @ SPR 7:05 PM	15 @ SPR 7:05 PM	16 @ SPR 6:35 PM
17 @ SPR 1:05 PM	18	19 @ MID 6:30 PM	20 @ MID 6:30 PM	21 @ MID 7:00 PM	22 @ MID 7:00 PM	23 @ MID 7:00 PM
24 @ MID 1:00 PM	25	26 ARK 7:05 PM	27 ARK 7:05 PM	28 ARK 7:05 PM	29 ARK 7:05 PM	30 ARK 6:05 PM
31 ARK 1:05 PM						

SEPTEMBER

SUN	MON	TUE	WED	THU	FRI	SAT
LABOR DAY	1 TUL 7:05 PM	2 TUL 7:05 PM	3 TUL 7:05 PM	4 TUL 7:05 PM	5 TUL 7:05 PM	6 TUL 6:05 PM
7 TUL 1:05 PM	8	9 @ CC 6:35 PM	10 @ CC 6:35 PM	11 @ CC 6:35 PM	12 @ CC 7:05 PM	13 @ CC 7:05 PM
14 @ CC 2:05 PM	HOME	AWAY	BIGGEST FIREWORKS DISPLAY			

NORTH DIVISION

- ARK - ARKANSAS TRAVELERS
- NWA - NORTHWEST ARKANSAS NATURALS
- SPR - SPRINGFIELD CARDINALS
- TUL - TULSA DRILLERS
- WCH - WICHITA WIND SURGE

SOUTH DIVISION

- AMA - AMARILLO SOD POODLES
- CC - CORPUS CHRISTI HOOKS
- FRI - FRISCO ROUGHRIDERS
- MID - MIDLAND ROCKHOUNDS
- SA - SAN ANTONIO MISSIONS