

2023 FAYETTEVILLE WOODPECKERS

MEDIA GUIDE

THE FUTURE IS HERE.



In Loving Memory



Kevin Dean Hughes II

"To know him was to love him"

TABLE OF CONTENTS

<i>Front Office</i>		<i>Woodpeckers History</i>	
Front Office Directory	2	All-Time Roster	57-58
Executive Administration	3	Single-Season Highs and Lows	59
Front Office Departments	4-8	Single-Season Individual Records	60-61
Professional Sports Catering	9	Yearly Batting & Pitching Leaders	62
Woodpeckers Name, Logo, Marks and Mascot	10	Career Batting/Pitching Leaders	63
Segra Stadium	11-12	Year-by-Year Attendance	64
		HR Breakdown/All-Time Double-Headers	65
		Postseason History	66
		Woodpeckers Firsts	67
<i>The Woodpeckers</i>		<i>Fayetteville Pro Baseball</i>	
Coaching Staff	14-15	Fayetteville Professional Baseball	69
Photo Roster	16-17	Fayetteville Highlanders/Hilanders	70
Houston Astros 40-man Roster	18	Fayetteville Generals/Cape Fear Crocs	71
		Notes	72
<i>Media Information</i>			
Credentials	20		
Media Regulations	21		
Fayetteville Woodpeckers Broadcast Network	22		
Ground Rules	23		
Baseball Terms of Interest	24-25		
Medical Glossary	26		
<i>Houston Astros</i>			
Houston Astros Directory	28		
Minor League Affiliate History	29		
Sugar Land Space Cowboys (Triple-A)	30		
Corpus Christi Hooks (Double-A)	31		
Asheville Tourists (High-A)	32		
2021 Minor League Award Winners	33		
2018 Draft Picks & Signings	34		
<i>2022 In Review</i>			
Final Hitting Stats	36		
Final Pitching Stats	37		
2021 Day-by-Day	38-39		
Transactions	40		
2021 Highs & Lows	41-43		
Miscellaneous Stats	43		
<i>Opponents</i>			
Augusta GreenJackets	45		
Carolina Mudcats	46		
Charleston RiverDogs	47		
Columbia Fireflies	48		
Delmarva Shorebirds	49		
Down East Wood Ducks	50		
Fredericksburg Nationals	51		
Kannapolis Cannon Ballers	52		
Lynchburg Hillcats	53		
Myrtle Beach Pelicans	54		
Salem Red Sox	55		

The 2023 Fayetteville Woodpeckers Media and Information Guide was designed, written, and edited by the Woodpeckers media relations department.

Special thanks to the Houston Astros front office staff and the 2022 Astros Media Guide for vital contributions.

Statistical information provided by Major League Baseball Advanced Media, Baseball Reference and the Elias Sports Bureau.

The 2023 Woodpeckers Media and Information Guide was published on 04/04/2023 with all information current through that date. For updates and additional information, please contact Andrew Chapman at achapman@astros.com.

Ownership	Houston Astros
General Manager.....	Michelle Skinner

MARKETING & CREATIVE

Director, Marketing	Ashlei Elise
Manager, Community & Media Relations	Landry Young
Manager, Ballpark Entertainment	Lia Parrish
Coordinator, Broadcasting & Communications	Andrew Chapman
Coordinator, Social Media	Andrea Kruczkowski
Assistant, Broadcasting & Communications.....	Colin Casey

SALES & TICKETING

Director, Ticket Sales & Service	Gabe Evans
Manager, Sponsorships.....	Brittany Tschida
Manager, Retail Operations.....	Kimberly Burr
Account Manager, Season Ticket Sales.....	Jackson Bingham
Account Executive, Tickets.....	Jon Wingate
Account Executive, Tickets.....	Maurice Spagatner
Account Executive, Tickets.....	Zack Williams
Coordinator, Sponsorships Activation.....	Liz Bergevin

OPERATIONS & EVENTS

Director, Field Operations.....	Alpha Jones
Director, Operations.....	Matt Chappell
Senior Manager, Events & Guest Services.....	Rachel Smith
Manager, Baseball Operations.....	Mike Montesino
Coordinator, Field Operations.....	Eli Laney
Clubhouse Attendant.....	Brian Chandler
Clubhouse Attendant.....	James Forthofer

FINANCE

Director, Finance	Jennifer Carpenter
Assistant, Finance	Lindsay Hollister

PROFESSIONAL SPORTS CATERING

Director of Operations	Lindsay Robb
Manager, Concessions	Brett Burke
Executive Chef.....	Rich Gonzalez

SEGRA STADIUM

460 Hay Street
 Fayetteville, NC 28301
 Hours of Operation: M-F, 9:00 am - 5:00 pm
 910-339-1989
info@fayettevillemilbwoodpeckers.com
www.fayettevillemilbwoodpeckers.com

**THE BIRDS' NEST TEAM STORE**

460 Hay Street
 Fayetteville, NC 28301
 Hours of Operation: M-F, 9:00 am - 5:00 pm
 Saturday: 10:00 am - 3:00 pm and open during all Woodpeckers home games.
 Sunday: Closed
 910-339-1989
viark@astros.com
www.fayettevillemilbwoodpeckers.milbstore.com

TRUIST BOX OFFICE

460 Hay Street
 Fayetteville, NC 28301
 Hours of Operation: M-F, 9:00 am - 5:00 pm.
 Saturday and Sunday during home games, 10:00 am - first pitch.
 Group or Ticket Packages: 910-339-1989
 Single-Game Tickets: 910-339-1989
www.fayettevillemilbwoodpeckers.com/tickets

MICHELLE SKINNER, GENERAL MANAGER



Michelle joined the Woodpeckers as General Manager in March of 2023. In this capacity, she oversees the day-to-day operations of the club while continuing to grow the presence of the team in the greater Fayetteville community.

Michelle came to Fayetteville after 13 seasons with the Tri-City ValleyCats of the Frontier League, formerly the MiLB Short Season Affiliate of the Houston Astros. Starting in 2010 as the Administrative Assistant, Skinner held the roles of Fan Development Manager and Community Relations Manager prior to being named the Assistant General Manager in 2015. Before starting her career with the ValleyCats, she completed an internship with the Vermont Lake Monsters of the New York-Penn League and spent two years in Nashville, TN as the Operations Assistant for the Nashville Superspeedway.

Looking forward to being active in the Fayetteville community, Michelle was a member of the Capital Region's Women's Business Council, President of the Troy Salvation Army's Advisory Board, former President of the Troy Kiwanis Club, and is an avid supporter of St Jude Children's Research Hospital and Make-A-Wish. She serves on the Alumni Council of Ball State University and is a mentor for students in the Sport Administration Program.

Skinner is a two-time recipient of the New York-Penn League JoAnn Weber Female Executive/Staff Member of the Year Award (2014, 2018), was named to the Albany Business Review's 40 Under Forty list in 2019, and was a 2020 United Way Capital Region Philanthropist of the Year finalist.

A native of Twelve Mile, Indiana, Skinner received a bachelors degree in Sport Administration from Ball State University in 2007. She moves to downtown Fayetteville with her girlfriend Nicole and their dog Finley. They enjoy traveling, visiting new breweries, attending concerts and sporting events, and volunteering. Michelle's personal goal is to run all six World Major Marathons as a St Jude Hero – already completing the NYC, Chicago, London, Berlin, and Boston marathons, she only has the Tokyo Marathon left to complete!

BUNKER, DIRECTOR OF FUN



Bunker has built his nest at Segra Stadium, right in the heart of downtown Fayetteville, North Carolina & minutes away from the world's largest military installation: Fort Bragg. His favorite hobbies are pecking trees, playing baseball, & dancing! Fun Fact: Bunker was named after a very important leader of the 82nd Airborne Division, General Matthew Bunker Ridgeway, who led the United States to victory in World War II.



ASHLEI ELISE - DIRECTOR, MARKETING

Ashlei joined the Astros organization in July of 2022. She serves as the Marketing Director of the Fayetteville Woodpeckers; overseeing all internal and external marketing needs.

Prior to joining the Astros, Ashlei spent her career working within the Student Housing industry across the country in various on-site, regional, and head of marketing and sales roles. During her ten years of experience, she has worked in over 40 university markets across the nation.

Ashlei found her niche and love for marketing while pursuing her bachelor's degree in Mass Media Communications at University of North Carolina at Charlotte. GO NINERS!

As a native to Fayetteville and having recently returned to her hometown, Ashlei is excited to join the Woodpecker and Astros family. When not at the ballpark you can find her dancing to salsa or bachata music, captivated by a good book that she is reading, or planning her next international trip.

LANDREY YOUNG - MANAGER, COMMUNITY & MEDIA RELATIONS

Landrey joined the Woodpeckers in March of 2022. She spent her first baseball season as the Community Relations Assistant, and was promoted to Community and Media Relations Manager in September. After moving to Fayetteville in 2021, Landrey quickly fell in love with the dedicated and unique community here, and she is so happy that she gets to be an active part of it.

Landrey graduated from Angelo State University (Go Rams!) in May of 2021 with her BBA in Business Management and a minor in Mass Media. During her time at ASU, she was a member of Ram Radio, the Green Action Club, and the Houseley Principled Leadership Program.

Landrey is a Texas native, and you guessed it, named after Tom Landry. She lived in San Antonio for most of her life. There, she met her husband and got her dogs, Shyla and Diddle. In her free time, she enjoys good coffee, listening to music, going to concerts, reading, volunteering, and exploring North Carolina!

LIA PARRISH - MANAGER, BALLPARK ENTERTAINMENT

Lia joined the Woodpeckers in March of 2023. As the Ballpark Entertainment Manager, she is responsible for all aspects of live production within the stadium. Prior to joining the Woodpeckers, she worked in D.C. with the Washington Football team and in Nashville with Ironman Triathlons.

Lia is a New Jersey native and graduated from Syracuse University with a bachelor's in Communications and a master's in Sport Management. During her time there, she was on the cheer team and worked for the athletics department.

In her spare time you can find her cooking and baking, reading, or watching movies with her husband and cats, Cheesecake and Ceviche.

ANDREW CHAPMAN - COORDINATOR, BROADCASTING & COMMUNICATIONS

Chapman joined the Woodpeckers prior to the 2021 season and enters his fifth year working in MiLB. Prior to moving to Fayetteville, he served as the Broadcaster and Media Coordinator of the Jackson Generals (Jackson, TN) in the Southern League. He has also spent time living on the Mississippi Gulf Coast and in Southern California as the Broadcast and Media Relations Assistant for the Biloxi Shuckers in 2019, and the Rancho Cucamonga Quakes of the California League in 2018.

A Stockton, CA native, Chapman graduated from Arizona State University with a journalism and mass communication degree from the Walter Cronkite School in 2017. At ASU, he called play-by-play for Arizona State baseball, softball, football, and basketball on student radio and PAC-12 Digital Networks.

ANDREA KRUCZKOWSKI - COORDINATOR, SOCIAL MEDIA

Andie is gearing up for her first year with the Woodpeckers after joining the organization in October 2022. She serves as the Social Media Coordinator where she oversees all their social media. She comes to the Astros organization after one season with the Harrisburg Senators (2022) and her hometown Round Rock Express (2021), as well as a brief cameo with the Northwest Arkansas Naturals in 2020.

Andie loves talking baseball and has been to 17/30 current MLB ballparks. Her prized possession is a selfie with Aaron Judge.

She received her Bachelor's degree in Journalism with a concentration in Public Relations and Sports Media from the University of North Texas and is a native of Austin, Texas.

COLIN CASEY - ASSISTANT, BROADCASTING & COMMUNICATIONS



Colin joined the Woodpeckers broadcast team in 2022 after spending three years with the Harwich Mariners of the Cape Cod Baseball League as their play-by-play voice. He also spent a season as a media intern for the Valley Blue Sox of the New England Collegiate Baseball League and spent the 2022 baseball offseason as a Broadcaster for Holy Cross Athletics.

Colin is a 2021 graduate of the University of Massachusetts where he worked for the school's student radio station WMUA, becoming their sports director in his senior year. His biggest accomplishment was calling the UMass Minutemen hockey team's first ever National Championship. In his free time, Colin enjoys playing video games and watching all kinds of sports, especially baseball, hockey, and golf.

SALES & TICKETING

GABRIEL EVANS - DIRECTOR, TICKET SALES & SERVICE




Gabriel Evans joined the Astros organization in August of 2018. As Manager of Ticket Operations of the Fayetteville Woodpeckers, Gabriel oversees all ticketing operations.

Prior to joining the Astros, Gabriel was employed by Campbell University in the athletic department. As the Director of Equipment, Gabriel oversaw the athletic departments equipment operation from purchasing and delivering to various sports on campus. Prior to his time at Campbell, Gabriel was an intern in Athletic Game Operations where he gained valuable experienced in athletics.

Gabriel received his bachelor's degree in Sports Management from Catawba College and is currently pursuing his MS in Sports Administration. Gabriel was born and raised in Fayetteville, NC.

BRITTANY TSCHIDA - MANAGER, SPONSORSHIPS

Brittany Tschida joined the Astros organization in August of 2018. As the Manager of Sponsorship Strategy & Activation, she is responsible for the fulfillment of partnerships and providing strategic planning support for potential sponsors.



A native of Fayetteville, Brittany is no stranger to the area nor baseball. Before joining the Astros, Brittany worked with the Fayetteville SwampDogs. As Assistant General Manager, Brittany oversaw summer employment, operations, and sales. Before taking the full time position, Brittany completed multiple internships with the SwampDogs and the Chowan University Athletic Department, gaining valuable experience in the world of sports.

She earned her bachelor's degree in Sport Management with a concentration in Business Administration from Chowan University.

KIMBERLY BURR - MANAGER, RETAIL OPERATIONS



Kimberly joined the Astros organization in May of 2021. She worked two seasons as part-time retail staff before transitioning to her full-time role as Retail Operations Manager in March of 2023. In this role, she oversees the retail department and ensures the Birds' Nest Team store runs smoothly.

Prior to joining the Astros, Kimberly worked for other retail organizations as part of the retail management team. She obtained her Associates degree from Johnston Community College, and following graduation, she entered retail gaining six years of experience in retail management.

Kimberly is a North Carolina native. In her free time, she can be found spending time with her family, enjoying the outdoors, and homeschooling her son. As she is a member of the North Carolina Homeschool organization.

JACKSON BINGHAM - ACCOUNT MANAGER, SEASON TICKET SALES



Jackson joined the Astros organization in April of 2019. As the Account Manager, Jackson plays an essential role in effectively communicating with our season ticket holders, providing exemplary customer service, improving the season ticket holder experience, and generating yearly ticket package renewals.

Prior to joining the Astros, Jackson worked for the Holly Springs Salamanders of the Coastal Plain League. He started as a Marketing Intern and worked to become the Promotions Director in 2018. Jackson originally started with the Woodpeckers as the Ballpark Entertainment Intern in 2019. A four-year Men's Lacrosse letterman at Methodist University, Jackson graduated in May 2019 with a Bachelor's degree in Business Administration and Sport Management. Jackson is from Holly Springs, NC.

MAURICE SPAGATNER - ACCOUNT EXECUTIVE, TICKETS



Maurice joined the Astros organization in 2021 marking his entry into the world of sports. As the Account Executive of Tickets, Maurice works with new and returning clients to curate ticket packages, group and hospitality events, as well as fundraisers.

Before making the leap into professional sports, Maurice spent some time working for a Brunswick County lifestyle magazine as an Account Executive. However, most of his positions have been in the service industry where he has helped to open, develop, and manage numerous bars and restaurants.

Maurice was born in Berlin, Germany and is a British citizen. Moving to NC from Europe at a young age, he has spent most of his years growing up in the Fayetteville area. He became a dual American/British citizen at 18 making him a first-generation naturalized immigrant in his family. Maurice attended Cape Fear Community College and UNC Wilmington where he studied marketing and computer science with a focus on digital art. Go Hotspurs!

JON WINGATE - ACCOUNT EXECUTIVE, TICKETS



Jon joined the Astros organization in February of 2022. As an Account Executive, Jon plays a role in working with new and returning clients to curate ticket packages, group and hospitality events, as well as fundraisers.

Prior to joining the Astros, Jon worked for the York Revolution from the Independent League. He started as the home club house intern before accepting the position of visiting club house manager his first year with the team. He then accepted the position of home club house manager for the team where he got to work closely with the players and coaching staff.

Jon graduated from Methodist University to pursue his dream of working in professional baseball. He graduated with a degree in Sport Management and Accounting.

ZACK WILLIAMS - ACCOUNT EXECUTIVE, TICKETS



Zack joined the Astros organization in May of 2021 as a part-time member of our Ballpark Entertainment department and spent two seasons with us before transitioning to a full-time role in February 2023 as an Account Executive for tickets. In his Account Executive role, he works with new and returning clients to curate ticket packages, fundraisers, group and hospitality events, and wants to be able to make fans experience better every game.

Prior to joining the Astros, Zack worked for the Fayetteville Swampdogs in the Coastal Plain League as a baseball operations intern in 2019. A 4 year baseball player for Carolina University, Zack graduated with a Bachelors in Business Administration and a minor in Criminal Justice. Zack was born and raised in Fayetteville, NC.

LIZ BERGEVIN - COORDINATOR, SPONSORSHIPS ACTIVATION



Liz joined the Astros organization in March of 2023. As the Coordinator of Sponsorships Activation, she is responsible for teaming up with her manager in fostering all partnerships with existing and new sponsors, while providing world class guest service.


Hailing from the Sunshine State, this is Liz's first adventure in the world of sports. However, she is excited to take on this opportunity with her extensive hospitality experience. Liz began her career with Omni Hotels & Resorts working in Jacksonville, Asheville, and Orlando, building and perfecting her skills in Event & Conference Services.

Liz earned her bachelor's degree in Hospitality Management from Florida State University (Go Noles!). While not at the stadium, Liz enjoys exploring the Carolinas and visiting friends and family when she can.

ALPHA JONES - DIRECTOR, FIELD OPERATIONS

Alpha has kept the playing surface at Segra Stadium in pristine condition since his arrival to the Woodpeckers in March of 2019. He previously served as the head groundskeeper at The DAP for the Durham Bulls in nearby Durham, North Carolina.


Before his career in Minor League Baseball, Alpha was an Assistant Athletic Director at Longwood University in Virginia. He also gained field operations experience as a team lead managing the operation at WakeMed soccer park. When not grooming the field, he enjoys playing the drums and saxophone, and cheering on the Pittsburgh Steelers and Houston Astros. He and his wife, Beth, have a son, Jordan, along with two daughters, Jasmine and Justine. They also have two granddaughters, Laila and Lillian.

MATT CHAPPELL - DIRECTOR, OPERATIONS

Matt Chappell joined the Astros organization in May 2021. As Director of Operations, he is responsible for general facility upkeep, game operations, janitorial and event security.

Prior to joining the Fayetteville Woodpeckers, Matt worked in athletics at East Carolina University as a graduate assistant in the operations department. At ECU he worked in athletic facility maintenance and game operations for the softball, football and basketball programs.


Matt received both his bachelor's degree in business management and a master's in sports management from East Carolina University in 2018 and 2020. Matt was born and raised in Hertford, NC, enjoys the outdoors and loves spending time with his friends and family.

RACHEL SMITH - MANAGER, EVENTS

Rachel joined the Astros organization in October 2018. She is responsible for all events outside of Woodpeckers' baseball and assists the operations department with Guest Services.

Prior to joining the Woodpeckers, Rachel was employed by the Lancaster Barnstormers of the Atlantic League where she was responsible for group outings, events, and coordinating game presentation.

Rachel is a native to Harrisburg, PA and received a Marketing degree from Pennsylvania State University where she held an internship with the Marketing Department for Penn State Intercollegiate Athletics. In her free time, Rachel enjoys spending time with her three dogs Reagan, Harrison and Maggie, cat Lily, and riding her horse Kirby.

MIKE "MAGIC" MONTESINO - MANAGER, BASEBALL OPERATIONS

Michael "Magic" Montesino joined the Astros organization in June of 2015. As Manager of Baseball Operations for the Fayetteville Woodpeckers, Mike oversees all clubhouse operations and baseball operations.

Prior to joining the Astros, Magic was employed by his alma mater, Florida International University, where he worked in facility and event management. In this position Mike assisted in putting together various events. Before coming on board in this role, he was a manager for the FIU Men's basketball team. Mike also worked at the former Astros Rookie affiliate in Greenville, Tennessee, as well as the Class A affiliate in Davenport, Iowa.

Mike received his bachelor's degree in Recreation/Sports Management from Florida International University. He was born and raised in Miami, Florida.

ELI LANEY - COORDINATOR, FIELD OPERATIONS

Eli can be found a field level of Segra Stadium, where he has helped groom the diamond since joining the team in 2019. He grew up in Fayetteville and graduated from Fayetteville Christian School, where he gained his first experience with facility operations around campus.

Although he pretty much lives on the field, Eli enjoys hanging out with friends and his black lab Moses during his free time. He is a member of Bills mafia, cheering for his Buffalo Bills during the NFL season, and is also a big supporter of the Boston Red Sox.

BRIAN CHANDLER - CLUBHOUSE ATTENDANT

Brian joined the Woodpeckers in 2019 as a bat boy and now plays a key role in clubhouse operations for home and away teams. He is a Fayetteville native and UNC Pembroke graduate. Follow him on Twitter for hot Atlanta Braves takes @_BrianChandler.

JAMES FORTHOFER - CLUBHOUSE ATTENDANT

James oversees the visiting clubhouse operation at Segra Stadium, and has worked with the Astros org since 2018 when he served a similar role for the Buies Creek Astros. A Fayetteville native, he graduated from Campbell University in 2017 with a sports management degree, and also served as the basketball team manager. He is a big Carolina Panthers, Mets, Astros and F1 fan.

FINANCE**JENNIFER CARPENTER - DIRECTOR, FINANCE**

Jennifer Carpenter is originally from Arlington, Texas and joined the Houston Astros organization in January 2013 as an intern for the Finance Department. She was hired full-time after three weeks and primarily worked as Accounts Receivable for the team.

Previously she has worked for the City of Arlington as a 911 Operator/Police Dispatcher, supervisor of the vault at Six Flags Over Texas and a volunteer at the White House.

Jennifer has a Bachelors in Biology from the University of Texas, Arlington and a Bachelors in Accounting Control Systems from the University of North Texas.

LINDSAY HOLLISTER - ASSISTANT, FINANCE

Lindsay joined the Astros organization in April of 2019. As the Finance Assistant, she works closely with the Finance Director in keeping the department running smoothly.

Lindsay was born and raised in Stedman, NC. While her husband served in the Army, she lived in Tennessee and California. In 2019, Lindsay began working with the Woodpeckers as a ticket taker, then as a receptionist. In June of 2021, she joined the front office in her role as the Finance Assistant.

Lindsay likes to spend her free time with her husband, family, and friends. She can be found either at the bowling center or at home with her husband and kitties reading a book or watching movies.

LINDSAY ROBB - DIRECTOR, PROFESSIONAL SPORTS CATERING OPERATIONS


Lindsay Robb started with Fayetteville in November 2021. She came from the Oklahoma City Dodgers, where she was the Director of F&B Operations. She joined Professional Sports Catering in 2016 as the Catering Manager for the OKC Dodgers. Prior to that, she worked for Pinehurst Resort in Pinehurst, NC as the Catering Sales Manager, where she handled weddings and one-day catering events. Lindsay is a graduate of Methodist University, with a degree in Business Administration and a concentration in Professional Golf Management.

Lindsay was born and raised in Connecticut. She moved to North Carolina to go to college and then spent 20 years enjoying the South. She moved to Oklahoma in 2016 and is happy to be back to North Carolina with her husband and their dog and cat. She enjoys playing golf, reading, camping and hiking.

BRETT BURKE - MANAGER, CONCESSIONS


Brett started with Fayetteville in April 2021. He came here from the Gwinnett Strippers where he was the concessions manager briefly before Covid. Prior to that he was the Assistant GM and Director of Operations for the Burlington Royals formerly of the Appy League. Brett graduated from Syracuse University with a masters in Sport Venue and Event Management.

Brett is originally from Maine and moved to North Carolina in 2018. He loves to play golf, hike and visit other stadiums and ballparks in his free time!

RICH GONZALEZ - EXECUTIVE CHEF


FRONT OFFICE	WOODPECKERS LOGO, NAME, MARKS AND MASCOT		
THE WOODPECKERS	<div data-bbox="402 103 642 363" data-label="Image"> </div> <div data-bbox="426 329 585 363" data-label="Caption"> <p>Primary Logo</p> </div>		
MEDIA INFORMATION	<div data-bbox="115 425 354 613" data-label="Image"> </div> <div data-bbox="114 610 305 646" data-label="Caption"> <p>Home Hat Logo</p> </div> <div data-bbox="488 430 602 613" data-label="Image"> </div> <div data-bbox="439 610 632 646" data-label="Caption"> <p>Black Ops Logo</p> </div> <div data-bbox="779 444 942 592" data-label="Image"> </div> <div data-bbox="754 610 939 646" data-label="Caption"> <p>Road Hat Logo</p> </div>		
HOUSTON ASTROS	<div data-bbox="96 714 326 868" data-label="Image"> </div> <div data-bbox="137 919 287 954" data-label="Caption"> <p>Marvel Logo</p> </div> <div data-bbox="362 740 697 834" data-label="Image"> </div> <div data-bbox="404 919 636 954" data-label="Caption"> <p>Script Banner Logo</p> </div> <div data-bbox="763 711 917 893" data-label="Image"> </div> <div data-bbox="708 919 951 954" data-label="Caption"> <p>Eighty Deuces Logo</p> </div>		
2022 IN REVIEW			
OPONENTS	<div data-bbox="427 1021 660 1239" data-label="Image"> </div> <div data-bbox="410 1279 659 1315" data-label="Caption"> <p>Copa de la Diversion</p> </div>		
WOODPECKERS HISTORY			
FAYETTEVILLE PRO BASEBALL			

SEGRA STADIUM

Segra Stadium is a baseball park in Fayetteville, North Carolina. It is the home of the Fayetteville Woodpeckers, Low-A affiliate of the Houston Astros playing in the Carolina League. It opened in 2019 and seats up to 4,786 people. The site is immediately surrounded by the Airborne & Special Operations Museum, Fayetteville Station, and the Prince Charles Hotel. The Woodpeckers are the first minor league baseball team in Fayetteville since the Cape Fear Crocs moved to Lakewood, New Jersey after the 2000 season. .

On August 17, 2016, the City of Fayetteville signed a memorandum of understanding with the Houston Astros of Major League Baseball to keep a Class A team at the ballpark for 30 years. As part of the deal, Barton Malow contracted 83 percent of the construction to local and small disadvantaged business enterprise contractors.

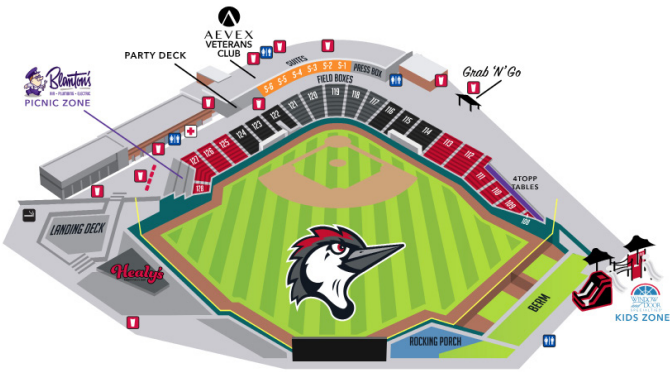
In conjunction with the ballpark financing, Prince Charles Holdings invested \$15 million toward renovating the adjoining Prince Charles Hotel into apartments. The company also intends to invest an additional \$60 million toward a hotel, 150 residential units, 10,000 sq ft of retail space, and a parking garage at the same stadium site.

Groundbreaking took place on August 21, 2017. On February 7, 2019, the team announced a naming rights agreement with Segra, an independent fiber bandwidth company, to call the facility Segra Stadium.

The ballpark's first game was held on April 18, 2019, between the Woodpeckers and the Carolina Mudcats. Carolina defeated Fayetteville, 7–5, before a sellout crowd of 6,202 people. Fayetteville starting pitcher Enoli Paredes recorded the stadium's first strikeouts as he retired the first three Mudcats batters on strikes to open the game. The first hit was a single in the bottom of the first inning off the bat of Fayetteville's Bryan De La Cruz. The first home run was hit in the top of the second inning by Carolina's Payton Henry.

ABOUT FAYETTEVILLE: Fayetteville is a city in Cumberland County, North Carolina, United States. It is the county seat of Cumberland County, and is best known as the home of Fort Bragg, a major U.S. Army installation northwest of the city. Fayetteville has received the All-America City Award from the National Civic League three times. It is the 6th-largest city in North Carolina. Fayetteville is in the Sandhills in the western part of the Coastal Plain region, on the Cape Fear River.

With an estimated population in 2019 of 526,719 people, the Fayetteville metropolitan area is the largest in southeastern North Carolina, and the fifth-largest in the state. Suburban areas of metro Fayetteville include Fort Bragg, Hope Mills, Spring Lake, Raeford, Pope Field, Rockfish, Stedman, and Eastover. Fayetteville's mayor is Mitch Colvin, who is serving his second term.



SEGRA STADIUM FACTS AND FIGURES

Owner	City of Fayetteville
Tenant	Fayetteville Woodpeckers (30-year lease)
Groundbreaking	August 21, 2017
Opened	April 18, 2019
Architect	Populous
Builder	LHC Structural Engineers
Square Feet	51,983
Capacity (Baseball)	5,290
Capacity (Concerts)	10,000 (subject to change based on stage position and setup)
Dimensions	LF- 319', CF- 400', RF- 330'
Plate to backstop	34 ft. 9 in.
Surface	Grass

Stadium Features: Segra Stadium, a new \$40 million baseball stadium in Fayetteville, North Carolina, is the home of the Fayetteville Woodpeckers, a Minor League Baseball team playing in the Carolina League. The ballpark accommodates about 5,290 spectators for in-season baseball games, and possibly more during special events happening year-round. The stadium features real turf grass and a large digital video board, measuring 75 feet in width. There are a variety of viewing options in park: regular seats, picnic style relaxation on the left outfield berm, and even a section of rocking chairs past the center outfield wall. Enjoying a night out at the ball field is possible for the whole family. A dedicated Kids Zone keeps young ones busy while tiring them out and adults can relax with a drink in hand at the Healy's Bar in right field. Concessions are located conveniently throughout the concourse. The site is immediately surrounded by the Airborne & Special Operations Museum, Fayetteville station, and the Prince Charles Hotel.

Other Uses: Besides being the home field for the Woodpeckers, the ballpark hosted the Big South Tournament as a neutral site in 2019 and 2021. The 2020 tournament at Segra Stadium was cancelled due to the coronavirus pandemic. From February 28 to March 1, 2020, Segra Stadium hosted the Armed Forces Invitational Baseball Tournament between Army West Point Black Knights, the Air Force Academy Falcons, and Campbell University Fighting Camels. In 2022, Segra Stadium hosted the four-team All-American Classic featuring Campbell University, Ohio State, and Army.

Healy's Bar: Healy's Right Field Bar is the perfect space to host an outdoor, relaxed event. Guests can enjoy a variety of seating arrangements, including high top bar seats, couches, and outdoor furniture.

Segra Stadium Video Board: The left field board is full color LED and is 75' x 20'.

Trust Box Office: The Trust Box Office is located on the south side of Segra Stadium off of Hay Street. There are five ticket windows available in the main box office.

Seating Arrangement: Reserved Seats (1,546 Total Seats), ADA Seating (50 Total Seats), LF 4-Tops Seating (92 Total Seats), LF Seating Berm (364 Total Seats), RF Field Boxes (80 Total Seats), Concourse Suites (96 Total Seats), Rocking Porch/Park (36 Total Seats), RF Grill & Bar (156 Total Seats), Standing Room Only (238 Total Seats).

Parking: There is one parking garage within approximately 100 feet of the stadium. Limited media parking will be available on a first-come, first-served basis on the south side of Segra Stadium on Maiden Lane. Media will enter the ballpark on the south entrance.



Woodpeckers Ticket Outlets:

Trust Box Office
(228) 233-3465 (groups and ticket package purchases)
www.fayettevillewoodpeckers.com

Physical Address:

Segra Stadium
460 Hay Street
Fayetteville, NC 28301

THE WOODPECKERS



RICKY RIVERA, MANAGER

Rivera was named the fourth manager in Woodpeckers history manager in February following the promotion of former Fayetteville manager Joe Thon to Corpus Christi (AA). Prior to this year, Rivera spent the previous two seasons as manager of the Florida Complex League Astros after joining the organization in June of 2020.

As a player, Rivera began his college career at Northeastern Oklahoma A&M College in 2012, helping the Golden Norsemen to back-to-back regular season championships as a freshman and sophomore. Rivera then transferred to the University of Central Missouri and pitched two seasons for the Mules, tallying a 12-3 record with a 3.90 ERA and receiving an All-MIAA Honorable Mention in 2014. Rivera is no stranger to

Fayetteville either as he spent the summer of 2014 playing for the Fayetteville SwampDogs of the Coastal Plains League.

A native of Dorado, Puerto Rico, Rivera attended Dorado Academy where he was a two-time All-Country team selection and helped Dorado to a conference title. He was also a volleyball standout in high school, attracting interest from college programs. Rivera grew up a Yankees fan and idolized Roberto Clemente as a kid.

ZACH WILKINS, PITCHING COACH

Wilkins joins the Astros organization as the fourth pitching coach in Woodpeckers history. He spent the previous three seasons as pitching coach for Utah Tech University under head coach Chris Pfatenhauer. Prior to his time at Utah Tech, Wilkins was a graduate assistant coach at the University of Arizona for two years.

While earning his bachelor's degree, Wilkins pitched two seasons at the University of Nevada. He recorded a 5.64 ERA and 55 strikeouts with the Wolf Pack and helped the program win its first-ever Mountain West Championship as a junior in 2015. Wilkins began his college career at Palomar College in San Marcos, California, posting an 8-1 record and

1.41 ERA over 12 career starts.

A San Diego native, Wilkins attended Scripps Ranch High School where he was a two-sport letter winner in baseball and basketball. He is the son of former Astros pitcher Dean Wilkins, who spent the 1991 season in Houston. His older brother Ryan pitched in the College World Series in 2013 for NC State.

LUIS REYNOSO, HITTING COACH

Reynoso takes over as the hitting coach after spending several years within the Astros organization, both as a coach and a player. Last season, the 28-year-old served as hitting coach of the Florida Complex League Astros following two years as the hitting coach of the Dominican Summer League Astros.

As a player, Reynoso signed a minor league contract with Houston in July 2011. He spent the 2012 season as a middle infielder with the DSL Astros before playing the following two years in the Complex League. Reynoso got his first taste of affiliated ball when he was promoted to then-Single-A Quad Cities for the 2015 season, batting .226 with a home run and 16 RBI over 50 games with the River Bandits. His final season was in 2016 with then-High-A Lancaster, hitting .209 while driving in eight runs in 35 games with the JetHawks.

Reynoso grew up in the Dominican Republic in the city of San Francisco de Macoris.

DYLAN MAZZO, DEVELOPMENT COACH



Mazzo begins his first season with the Woodpeckers and his second season with the Astros organization after serving as the development coach for the Corpus Christi Hooks in 2022. Before joining Houston, he spent three seasons as a defensive coach with the Los Angeles Angels organization and six years coaching collegiately at four different schools.

Mazzo earned his bachelor's degree at Misericordia University in 2013 and received his Master of Science Administration degree at Lindenwood University a year later.


JENNIFER BARDALES, ATHLETIC TRAINER



Bardales enters her third season with the Astros organization and her first in Fayetteville. She spent last season as a part of Rivera's staff with the Florida Complex League Astros and was an athletic training intern for the Astros in 2021.

Prior to her time with the organization, Bardales was an Orthotic Fitter and ATC Liaison for AdaptHealth. She also was a student athletic trainer while she earned her bachelor's degree at the University of Texas at San Antonio and her master's degree at the University of Houston.

KEVIN RIVERA, STRENGTH AND CONDITIONING COACH



Rivera starts his third season with Houston and his first in Fayetteville after spending 2022 with the Florida Complex League Astros staff under Ricky Rivera. He has also worked at the Astros Dominican Summer League Complex, training the Houston's youngest Latin American signings. Prior to his time with the Astros, Kevin worked in strength and conditioning with the Detroit Tigers as well as USA Field Hockey.

Rivera earned his bachelor's degree in 2017 at Franklin Pierce University while being a member of the Ravens' track and field team. He later received his master's degree in 2019 at Long Island University.



BAEZ,
Luis



BALOGH,
Ricardo



BOJORQUEZ,
Geraldo



BROCKHOUSE,
Walker



CALDERA,
Fernando



CARRASCO,
Deury



CARRILLO,
Yefri



CHIRINOS,
Amilcar



CLIFFORD,
Ryan



COLE,
Zach



CRUZ,
Narbe



DEVOS,
Nolan



DOMBROSKI,
Trey



ENCARNACION,
Luis



ENCARNACION,
Yamal



ESPINOSA,
Carlos



ESPINOSA,
Rolando



FERRO,
Josh



FLEURY,
Jose



FOGGO,
Ian



FORD,
Kasey



GARCIA,
Elvis



GARCIA,
John



GARCIA,
Ronny



GASTON,
Sandro



GOMEZ,
Kenni



GUEDEZ,
Jose



GUILAMO,
Freddy



GUILFOIL,
Tyler



HURTADO,
Carlos



KATO,
Kobe



KNORR,
Michael



LOFTIN,
Jackson



LORENZO,
Dauri



MACHANDY,
Rolan



MANCINI,
Joey



MATTHEWS,
Zach



MCGOWAN,
Garrett



MEZQUITA,
Cristofer



MOLINA,
Leosdany



NODAL,
Jose



PEREZ,
Bryan



SANTA,
Alimber



SANTANDER,
Juan



SWANSON,
Nic



TAYLOR,
Andrew



TEMPLE,
Austin



WHITAKER,
Tyler



WILLIAMS,
Justin



WROBLESKI,
Ryan

Astros 40-man roster current through March 1, 2023

PITCHERS

NO.	NAME	POS	BAT	THW	AGE	HT	WT	BIRTH PLACE
52	Bryan Abreu	RP	R	R	25	6-1	225	Santo Domingo Centro, DR
64	Brandon Bielak	RP	L	R	26	6-2	208	Edison, NJ
56	Ronel Blanco	RP	R	R	29	6-0	180	Santiago, DR
58	Hunter Brown	SP	R	R	24	6-2	212	Detroit, MI
75	Shawn Dubin	SP	R	R	27	6-1	171	Allegany, New York
68	J.P. France	SP	R	R	27	6-0	215	New Orleans, LA
92	Matt Gage	RP	L	L	30	6-3	265	Johnstown, NY
77	Luis Garcia	SP	R	R	26	6-4	244	Bolivar, Venezuela
53	Christian Javier	RP	R	R	26	6-1	213	Santo Domingo, DR
61	Seth Martinez	RP	R	R	28	6-2	200	Peoria, AZ
88	Phil Maton	RP	R	R	30	6-2	206	Paducah, KY
43	Lance McCullers Jr.	SP	L	R	29	6-1	202	Tampa, FL
47	Rafael Montero	RP	R	R	32	6-0	190	Higuerito, DR
67	Parker Mushinski	RP	L	L	27	6-0	218	Arlington, TX
50	Hector Neris	RP	R	R	33	6-2	227	Villa Altigracia, DR
48	Enoli Paredes	RP	R	R	27	5-11	171	El Limon, DR
55	Ryan Pressly	RP	R	R	34	6-2	206	Dallas, TX
45	Ryne Stanek	RP	R	R	31	6-4	226	St. Louis, MO
62	Blake Taylor	RP	L	L	27	6-3	220	Orange, CA
65	Jose Urquidy	SP	R	R	27	6-0	217	Mazatlan, Sinaloa, Mexico
59	Framber Valdez	SP	R	L	29	5-11	239	Palenque, DR
60	Forrest Whitley	SP	R	R	25	6-7	238	San Antonio, TX

CATCHERS

NO.	NAME	POS	BAT	THW	AGE	HT	WT	BIRTH PLACE
21	Yainer Diaz	C	R	R	24	6-0	195	Azua, DR
11	Korey Lee	C	R	R	24	6-2	210	Escondido, CA
15	Martin Maldonado	C	R	R	36	6-0	230	Naguabo, Puerto Rico

INFIELDERS

NO.	NAME	POS	BAT	THW	AGE	HT	WT	BIRTH PLACE
79	Jose Abreu	1B	R	R	36	6'3	235	Cienfuegos, Cuba
27	Jose Altuve	2B	R	R	32	5-6	166	Maracay, Venezuela
38	Rylan Bannon	3B	R	R	26	5-8	180	Joliet, IL
2	Alex Bregman	3B	R	R	29	6-0	192	Albuquerque, NM
17	David Hensley	UTIL	R	R	26	6-6	190	San Diego, CA
13	J.J. Matijevic	1B	L	R	27	6-0	206	Latrobe, PA
3	Jeremy Pena	SS	R	R	25	6-0	202	Santo Domingo, DR
84	Joe Perez	3B	R	R	23	6-2	198	Pembroke Pines, FL

OUTFIELDERS

NO.	NAME	POS	BAT	THW	AGE	HT	WT	BIRTH PLACE
44	Yordan Alvarez	RF	L	R	24	6-5	225	Las Tunas, Cuba
23	Michael Brantley	LF	L	L	35	6-2	209	Bellevue, WA
14	Mauricio Dubon	CF	R	R	28	6-0	173	San Pedro Sula, Honduras
20	Chas McCormick	LF	R	L	26	6-0	208	West Chester, PA
66	Bligh Madris	RF	L	R	27	6-0	208	Las Vegas, NV
6	Jake Meyers	LF	R	L	26	6-0	200	Omaha, NE
30	Kyle Tucker	RF	L	R	26	6-4	199	Tampa, FL



MEDIA INFORMATION



Front Office	CREDENTIALS
The Woodpeckers	<p>SEASON CREDENTIALS</p> <p>Fayetteville Woodpeckers season credentials are issued only to legitimate news-gathering outlets who will cover the team on a regular basis. All working media members must adhere to all Fayetteville Woodpeckers media regulations while attending a Woodpeckers game. To obtain a 2023 season credential, please follow these directions:</p> <p>Submit a season credential request to Andrew Chapman, Communications Coordinator and Broadcaster (information below).</p> <p>List the first and last names of all members of your outlet who will require a season credential, including photographers.</p> <p>Read and sign the 2023 Media Credential Application which includes the Fayetteville Woodpeckers and MiLB media regulations. Send a completed copy to achapman@astros.com prior to the first game you're covering. The completed form may be emailed, faxed or brought to the Fayetteville Woodpeckers offices. For outlets with multiple credentialed members, please have each member sign and print their name on the back of the sheet.</p> <p>A member of the media relations staff will contact you when your season credential is ready to be picked up.</p>
Media Information	<p>SINGLE-GAME CREDENTIALS</p> <p>Fayetteville Woodpeckers single-game credentials will be issued to legitimate news-gathering outlets that plan to cover the team on a limited basis, as well as area outlets making last-minute changes in coverage. All working media members must adhere to listed Fayetteville Woodpeckers media regulations while covering a Woodpeckers game. To obtain a single-game credential in 2023, please follow these directions:</p> <p>Submit a single-game credential request to a member of the media relations department (information below). You must submit your request at least 24 hours prior to the game you're covering.</p> <p>List the first and last names of all members of your outlet who will require a single-game credential, including photographers.</p> <p>Read and sign the 2023 Media Credential Application which includes the Fayetteville Woodpeckers and MiLB media regulations. Send the completed copy to a member of the media relations department prior to the game you're covering. The completed form may be emailed, faxed or brought to the Woodpeckers offices. For outlets with multiple credentialed members, please have each member sign and print their name on the back of the sheet.</p> <p>Pick up your single-game credential at the Segra Stadium Will Call using a valid photo ID.</p> <p>If your outlet is interested in covering a 2023 Woodpeckers game at another Carolina League stadium, please submit your request to a member of the Fayetteville Woodpeckers media relations department. Arrangements will be made with other Carolina League teams on a first come, first served basis.</p> <p>All credentials are non-transferable and should be worn visibly at all times. If you have any questions, please contact a member of the Fayetteville Woodpeckers media relations staff:</p>
Houston Astros	<p>Andrew Chapman Coordinator, Broadcasting & Communications achapman@astros.com (209) 406-2747</p>
2022 in Review	
Opponents	<p>Landrey Young Manager, Community & Media Relations Lyoung@astros.com</p> <p>Segra Stadium 460 Hay Street, Fayetteville, NC 28301 Main Phone Line: (910) 339-1989</p>
Woodpeckers History	
Fayetteville Pro Baseball	

PREGAME CLUBHOUSE ACCESS

The Segra Stadium home clubhouse will be open 3 ½ hours before the scheduled game time (excluding start times before noon). The clubhouse is CLOSED when the team takes the field for batting practice. Following batting practice, the clubhouse will remain open until 1 hour before the scheduled game time. All media members are required to check in with a member of the Fayetteville Woodpeckers media relations staff prior to entering the clubhouse. The training room, weight room and player lounge areas of the clubhouse are OFF LIMITS AT ALL TIMES. There is no video or still photography permitted in the home clubhouse unless authorized.

POSTGAME CLUBHOUSE ACCESS

Following a 10-minute "cool down" period, a member of the Fayetteville Woodpeckers media relations staff will escort media members into the home clubhouse for a brief post-game interview session. Players and coaches will be obtained upon request. Media members are not to enter the home clubhouse without being accompanied by a member of the Fayetteville Woodpeckers media relations staff. The same restricted areas of the clubhouse during pregame availability are also off limits after the game.

REQUESTING INTERVIEWS

All requests for interviews with a Fayetteville Woodpeckers player, coach or front office member should be booked through the media relations department. All requests are encouraged to be made 24 hours prior to the interview. No interviews are to be conducted while a game is in progress. No interviews may be conducted during a team workout, unless otherwise authorized. Interviews on gamedays are best conducted after the team takes batting practice. Video cameras are not permitted to be used inside the home clubhouse, nor any areas of the player parking or player entrance/loading dock area. Interviews may also be shot on the field or in the dugout if weather and player/coach availability permits. Starting pitchers will not be available for pre-game interviews on days they are starting.

HOUSTON ASTROS REHAB ASSIGNMENTS

Players on minor league injury rehab assignments for the Houston Astros will be made available to the media when possible with their schedule. All interview requests with rehabbing players must be authorized by a member of the Fayetteville Woodpeckers media relations staff. In accordance with Major League Clubhouse Policy, no starting pitchers will be made available for pre-game interviews on days that they are starting. Starting pitchers on rehab assignments will be made available for interviews 20-30 minutes following the conclusion of their outing (subject to availability).

VISITORS' CLUBHOUSE INTERVIEW REQUESTS

The visiting team's clubhouse is to be considered CLOSED at all times (prior to and after the game) unless a specific request has been authorized by a member of the Fayetteville Woodpeckers media relations staff. No media members shall access the visiting clubhouse without permission from the Fayetteville Woodpeckers media relations staff, who will work in conjunction with that team's media relations department to handle the request.

FIELD/DUGOUTS

Media members holding credentials that grant field access may be present in the foul territory/dugout areas up to 1 hour prior to the scheduled game. At no time are media members allowed to cross the foul lines into the field of play. Foul territory and dugout areas must be clear of ALL media exactly one hour prior to the start of the game unless a special request has been made to the Fayetteville Woodpeckers Media Relations staff.

PHOTOGRAPHERS/VIDEOGRAPHERS

Photographers and videographers may utilize the on-field camera well next to the dugout on the first base and third base side of Segra Stadium. Space is limited, and all photographers/videographers must accommodate the space needs of Fayetteville Woodpeckers staff in this area. No photography is permitted on the field of play while the game is in progress. Special photo requests must be authorized by a member of the Fayetteville Woodpeckers Media Relations staff.

PRESS BOX

Limited space in the Segra Stadium press box is available for WORKING MEDIA ONLY. Game information, as well as a wireless internet connection, will be provided to you. There will be no cheering or rooting for either team at any point during the game. Individuals who violate press box rules will be removed and credentials revoked upon the discretion of the Fayetteville Woodpeckers media relations department.

FAYETTEVILLE WOODPECKERS BROADCAST NETWORK

During the 2023 season, Woodpeckers fans will be able to catch all 132 games on the Fayetteville Woodpeckers Broadcast Network.

Fans will be able to listen to games for free on the Woodpeckers website and by using the MiLB First Pitch app on their mobile, desktop or home devices. Additionally, home games played at Segra Stadium, as well as select road games, will be available in HD on MiLB.TV, a subscription-based service provided by Minor League Baseball.



Andrew Chapman begins his third season as "The Voice of the Woodpeckers." A native of Stockton, CA, Andrew was previously the Director of Broadcasting and Media Relations for the Jackson Generals, the Arizona Diamondbacks Double-A Affiliate in the Southern League. He has also previously worked for the Biloxi Shuckers as a Broadcasting and Media Relations Assistant in 2019, and served a similar role with the Racho Cucamonga Quakes in 2018.

Chapman earned the honor of Low-A East Broadcaster of the Year following the conclusion of the 2021 season, an award voted on by fellow broadcasters around the Carolina League. He attended Arizona State University where he called a variety of sports including football, basketball, soccer, baseball, and softball for student radio and Pac-12 Digital Networks while earning his Bachelor's Degree in Journalism and Mass Communication in 2017 from the Walker Cronkite School.



Colin Casey is in his second season in Fayetteville, joining the Woodpeckers broadcast team for the 2022 season after spending three years with the Harwich Mariners of the Cape Cod Baseball League as their play-by-play voice. He also spent a season as a media intern for the Valley Blue Sox of the New England Collegiate Baseball League. Colin is a 2021 graduate of the University of Massachusetts where he worked for the school's student radio station WMUA, becoming their sports director in his senior year.

His biggest accomplishment was calling the UMass Minutemen hockey team's first ever National Championship. In his free time, Colin enjoys playing video games and watching all kinds of sports, especially baseball, hockey, and golf.

Follow the Woodpeckers on social media:

Twitter:
Facebook:
Instagram:

@WoodpeckersNC
facebook.com/FayettevilleWoodpeckers
@fayettevillewoodpeckers

WOODPECKERS MEDIA:
Andrew Chapman
Colin Casey

Broadcaster & Communications Coordinator
Broadcast & Media Relations Assistant

@ad_chapman
@ColinCaseyPxP

WOODPECKERS RELATED ACCOUNTS:
Segra Stadium

Promoting Events and ballpark information

@SegraStadium

ASTROS ORGANIZATION:
Houston Astros

Sugar Land Space Cowboys Triple-A Affiliate
Corpus Christi Hooks Double-A Affiliate
Asheville Tourists High-A Affiliate

@astros
@SL Space Cowboys
@cchooks
@GoTourists

MINOR LEAGUES:
MiLB.com
MiLB Promos
Ben Hill

@MiLB
@MiLBPromos
@bensbiz

FAYETTEVILLE

FRONT OFFICE

THE WOODPECKERS

MEDIA INFORMATION

HOUSTON ASTROS

2022 IN REVIEW

OPPONENTS

WOODPECKERS HISTORY

FAYETTEVILLE PRO BASEBALL

Home Runs:

The following on-field actions will be considered home runs:

- Batted ball flies over the outfield fence.
- Batted ball strikes the scoreboard, scoreboard netting, batter's eye or outfield drink rails.
- Batted ball strikes foul pole above outfield fence level.

Dead Ball vs Live Ball:

The following on-field actions will be considered dead balls:

- Any ball going into the dugout is dead.
- Any ball lodged in, on or behind the backstop netting is dead.
- Any ball lodged under, on top of, behind or inside the tarp is dead.


The following on-field actions will be considered live balls:

- Any ball bouncing off the tarp.
- Any thrown ball hitting the dugout rails or dugout netting and rebounding onto the field.

Fly Balls:

The following on-field actions will govern fly balls:

- If a player catches a fly ball in the dugout one foot must remain on the dugout's top step/field level.
- Players may lean across the tarp to catch a fly ball, however players must not sit upon, step on or use the tarp as an aid in catching the fly ball.



FRONT OFFICE	BASEBALL TERMS OF INTEREST
THE WOODPECKERS	<p>Assists: An assist shall be credited to each fielder who throws or deflects a batted or thrown ball in such a way that a putout results, or would have resulted except for a subsequent error by any fielder. Only one assist and no more shall be credited to each fielder who throws or deflects the ball in a run-down play which results in a putout, or would have resulted in a putout, except for a subsequent error.</p> <p>Batting Average: Divide the numbers of hits by the number of official at-bats.</p> <p>Batting Title Qualifications: To qualify for the Carolina League batting or slugging title, a player must have a minimum of 378 plate appearances (the equivalent of 2.7 plate appearances for each of the 140 scheduled games). However, a player with fewer than the required number of plate appearances whose average would be the high if he were charged with the required number of official at-bats shall be awarded the batting championship.</p> <p>Consecutive-Game Hitting Streak: A consecutive-game hitting streak shall not be terminated if all of a player's plate appearances result in a walk, hit batsman, defensive interference or a sacrifice bunt. The streak shall terminate if the player has a sacrifice fly and no hit.</p> <p>Consecutive-Game Playing Streak: A consecutive-game playing streak shall extend if the player plays one half-inning on defense, or if he completes a time at bat by reaching base or being put out. A pinch-running appearance shall not extend the streak. If a player is ejected from a game by an umpire before he complies with the requirements of this rule, his streak shall continue.</p> <p>Day or Night Game: Any game scheduled to start after 5:00 p.m. is considered a night game. A game scheduled to begin before 5:00 p.m., which is delayed by rain or any other reason, is still considered a day game. However, both games of a two-night doubleheader will be considered night games.</p> <p>Designated for Assignment: When a player is taken off a Major League roster and is designated for assignment, such player must be released, traded, or his contract assigned within 10 days of the notice given.</p> <p>Earned Run Average: Multiply the number of earned runs by nine; take the resulting number and divide it by the number of innings-pitched.</p> <p>Earned Run Average Title Qualifications: To qualify for the Carolina League ERA crown, a pitcher must have the lowest earned run average after at least 115 innings-pitched (the equivalent of 0.8 multiplied by the number of scheduled games- 140).</p> <p>Fielding Average: Divide the total putouts and assists by total putouts, assists and errors.</p> <p>Free Agency: If a player has six years of Major League service, he is eligible for free agency. A player has 15 days from the first day following the World Series to file for free agency. A player is also eligible for free agency if he has played seven seasons or more in the Major or Minor Leagues and is not on a Major League team's 40-man roster as of October 15.</p> <p>Injured List: In the Minor Leagues, players placed on the injured list must remain there a minimum of ten consecutive days. There is no limit to how many players can be on the injured list at one time and those on the injured list do not count toward the team's roster limit.</p> <p>Magic Number: Determine the number of games yet to be played, add one, then subtract the number of games ahead in the lost column of the standings from the closest opponent.</p> <p>Major League Rehabilitation: A Major League player may be assigned to a minor league affiliate for the purpose of injury rehabilitation for a maximum of 20 days for non-pitchers, and 30 days for pitchers. The player continues to receive his Major League salary. Any service with the minor league club shall be deemed Major League service. Rehabilitation assignments do not count as optional assignments. Players on rehabilitation assignment do not count against a team's roster limit.</p> <p>On-Base Percentage: Take the total number of hits, walks, and hit-by-pitches and divide by the total number of at-bats, walks, hit-by-pitches, and sacrifice flies. Times awarded first base on interference or obstruction are not figured into on base percentage.</p> <p>Options: An optional assignment of a player contract shall be permitted for not more than three seasons between Major League and Minor League clubs. Players optioned for less than a total of 20 days in one season, shall not be charged with an optional transfer. Players who, prior to the start of the season, have been credited with less than five seasons in professional baseball, shall be eligible for a fourth optional assignment, without waivers, during that season.</p> <p>Pitch Clock: A pitch clock is used in college baseball and Minor League Baseball to limit the amount of time a pitcher uses before he throws the ball to the hitter. This is one measure that has accelerated the pace of play. Major League Baseball (MLB) will begin using a pitch clock in the 2023 season</p>
MEDIA INFORMATION	
HOUSTON ASTROS	
2022 IN REVIEW	
OPPONENTS	
WOODPECKERS HISTORY	
FAYETTEVILLE PRO BASEBALL	

Player Limits: In Low-A, rosters are limited to 30 active players for the duration of the entire season and the playoffs. Players on the disabled list or on rehabilitation assignment do not count against the 30-man active roster. In the Major Leagues, rosters are 40 until Opening Day, at which time they decrease to 26 players. On September 1, Major League rosters increase to 28 active players.

Recalled: When a player is on a Major League team's 40-man roster and added to the team's 25-man active roster during the season from the Minor Leagues, he has been recalled. If a player is not on the Major League 40-man roster, the Major League club must purchase his contract from the Minor League team and add him to its 40-man roster.

Rookie Qualifications: A player shall be considered a rookie unless; he has exceeded 130 at-bats or 50 innings-pitched in the Major Leagues or accumulated more than 45 days on the 25-man active roster of a Major League club or clubs. Time in military service and time on the disabled list is excluded.

Rule 5 Draft: A player not on a Major League 40-man roster as of November 20 is eligible for the Rule 5 Draft if the player was 18 years of age or younger when he first signed a professional contract and this is the fourth Rule 5 Draft held since he signed. Or if the player was 19 years of age or older when he first signed a professional contract and this is the third Rule 5 Draft held since he signed.

Save Rule: Credit a pitcher with a save when he meets all three of the following conditions:

- He is the finishing pitcher in a game won by his club; and
- He is not the winning pitcher; and
- He qualifies under one of the following conditions:
 1. He enters the game with a lead of no more than three runs and pitches for at least one inning; or
 2. He enters the game, regardless of the count, with the potential tying run either already on base, at bat, or on deck, or
 3. He pitches effectively for at least three innings.

No more than one save may be credited in each game.

Slugging Percentage: Divide the total bases of all safe hits by the total number of at-bats.

Suspended Game: In the Carolina League, any regular season game that is called before it is completed or is called at any point with the score tied shall become a suspended game. In accordance with Official Rule 4.12 (c), a suspended game must be resumed and completed from the exact point of suspension and must be played the number of innings it was originally scheduled to include. If the suspended game is called before becoming a regulation game (before the fifth inning), the regular game following the suspended game shall be a seven-inning game. If the suspended game is called after becoming a regulation game (from the fifth on), the regular game following the suspended game shall be a nine-inning game. Attendance reporting from suspended game shall reflect the number of fans present when the contest started, not when it was completed and does not qualify as a lost opening.

Waivers: If a player placed on Major League waivers is not claimed by another team after two (2) business days after waivers have been requested, the player has "cleared waivers" and the team has secured waivers for the remainder of the waiver period. The team then can send him to the Minor Leagues, trade him to another team (even if the trade deadline has passed), or do nothing at all. Any trades involving a 40-man roster player from July 31 (the trade deadline) to the end of the season may only involve players who have cleared Major League waivers. If a player does not clear waivers- he is claimed by another team or teams- the club requesting waivers may withdraw the waiver request. If the club does not withdraw the waiver request, the player's contract is assigned as follows: If only one claim is entered, the player's contract is assigned to the claiming club; if more than one club in the same league makes a claim, the club currently lower in the standings gets the player; if clubs in both leagues claim the player, preference shall always go the club in the same league as the club requesting waivers.

Winning Pitcher: The starting pitcher will be credited with the win only if he has pitched at least five complete innings and his team not only is in the lead when he is replaced, but remains in the lead the remainder of the game. When the starting pitcher does not meet the preceding criteria and more than one relief pitcher is used, the victory shall be awarded on the following basis:

- When, during the tenure of the starting pitcher, the winning team assumes the lead and maintains it to the finish of the game, credit the victory to the relief pitcher judged by the scorer to have been the most effective.
- Whenever the score is tied, the game becomes a new contest insofar as the winning and losing pitcher is concerned.
- Once the opposing team assumes the lead, all pitchers who have pitched up to that point are excluded from being credited with the victory except the current pitcher.
- The winning relief pitcher shall be the one who is the pitcher of record when his team assumes the lead and maintains it to the finish of the game.

FRONT OFFICE	MEDICAL GLOSSARY
	<p>AC Joint: Acromioclavicular joint of the shoulder where acromion process of the scapula and the distal end of the clavicle meet; most shoulder separations occur at this point.</p> <p>Anterior: In front of; the front surface of.</p> <p>Anterior Cruciate Ligament (ACL): A primary stabilizing ligament within the center of the knee joint that prevents hyperextension and excessive rotation of the joint. A complete tear of the ACL necessitating reconstruction could require up to 12 months of rehabilitation.</p> <p>Anti-inflammatory: Any agent which prevents inflammation, such as aspirin or ibuprofen.</p> <p>Arthrogram: X-ray technique for joints using air and/or dye injected into the effected area; useful in diagnosing meniscus tears of the knee and rotator cuff tears of the shoulder.</p> <p>Arthroscopy: A surgical examination of the internal structures of a joint by means of viewing through an arthroscope. Arthroscopic procedure can be used to remove or repair damaged tissue or as a diagnostic procedure in order to inspect the extent of any damage or confirm a diagnosis.</p> <p>Bone Scan: An imaging procedure in which a radioactive-labeled substance is injected into the body to determine the status of a bone injury. If the bone at the injury site takes up the radioactive substance, the injury will show a "hot spot" on the scan image. The bone scan is particularly useful in the diagnosis of stress fractures.</p> <p>Cartilage: Smooth, slippery substance preventing two ends of bones from rubbing together.</p> <p>Cat Scan: Use of a computer to produce a cross-sectional view of the anatomical part being investigated from x-ray data.</p> <p>Concussion: Jarring injury of the brain resulting in dysfunction. It can be graded as mild, moderate or severe depending or loss of consciousness, amnesia and loss of equilibrium.</p> <p>Deltoid Muscle: Muscles at the top of the arm, just below the shoulder, responsible for shoulder motions to the front, side and back.</p> <p>Disc: A flat, rounded plate between each vertebrae of the spine. The disc consists of a thick fibering which surrounds a soft gel-like interior. It functions as a cushion for the spinal column.</p> <p>Epicondylitis: Inflammation in the elbow due to overuse.</p> <p>Femur: Thigh bone; largest bone in the body.</p> <p>Fibula: Smaller of the two bones in the lower leg; runs from the knee to the ankle along the outside of the lower leg.</p> <p>Fracture: Any breach of continuity of a bone. Types of fractures include simple, compound, comminuted, greenstick, incomplete, impacted, longitudinal, oblique, stress, and transverse.</p> <p>Inflammation: The body's natural response to injury in which the injury site might display various degrees of pain, swelling, heat, redness and/or loss of function.</p> <p>Labrum: An edge, rim, or lip-shaped structure found in the shoulder joint.</p> <p>Lateral: To the outside of the body.</p> <p>Ligament: Band of fibrous tissue that connects bone to bone, or bone to cartilage and supports and strengthens joints.</p> <p>Magnetic Resonance Imaging (MRI): Imaging procedure in which a radio frequency pulse causes certain electrical elements of the injured tissue to react to this pulse and through this process a computer display and permanent film establish a visual image. MRI does not require radiation and is very useful in the diagnosis of soft tissue, disc, and meniscus injuries.</p> <p>Medial: To the inside of the body.</p> <p>Meniscus: Crescent shaped cartilage, usually pertaining to the knee joint; also known as "cartilage." There are two menisci in the knee: medial and lateral. These work to absorb weight within the knee and provide stability.</p> <p>Metacarpals: Five long bones of the hand running from the wrist to the fingers</p> <p>Metatarsals: Five long bones of the foot running from the ankle to the toes</p> <p>Posterior: At the back part, or rear of the body.</p> <p>Posterior Cruciate Ligament (PCL): A primary stabilizing ligament of the knee that provides significant stability and prevents displacement of the tibia backward within the knee joint. A complete tear of this ligament necessitating reconstruction could require up to 12 months of rehabilitation.</p> <p>Quadricep Muscles ("Quads"): A group of four muscles of the front thigh that run from the hip and form a common tendon at the patella; they are responsible for knee extension.</p> <p>Rotator Cuff: Comprised of four muscles in the shoulder area that can be irritated by overuse. The muscles are the supraspinatus (most commonly injured), infraspinatus, teres minor, and subscapularis.</p> <p>Shin Splint: A catch-all syndrome describing pain in the shin that is not a fracture or tumor, and cannot be defined otherwise.</p> <p>Sprain: Injury resulting from the stretch or twist of the joint and causes various degrees of stretch or tear of a ligament or other soft tissue at the joint.</p> <p>Strain: Injury resulting from a pull or torsion to the muscle or tendon that causes various degrees of stretch or tear to the muscle or tendon tissue.</p> <p>Stress Fracture: A hair-line type of break in a bone caused by overuse.</p> <p>Tendon: Tissue that connects muscle to bone.</p> <p>Tendinitis: Inflammation of the tendon and/or tendon sheath, caused by chronic overuse or sudden injury.</p> <p>Tibia: Larger of the two bones of the lower leg and is the weight-bearing bone of the shin.</p> <p>Transverse Process: Small lateral projection off the right and left side of each vertebrae that functions as an attachment site for muscles and ligaments of the spine.</p> <p>Ulnar Nerve: Nerve in the elbow commonly irritated from excessive throwing.</p> <p>Ultrasound: An electrical modality that transmits a sound wave through an applicator into the skin to the soft tissue in order to heat the local area for relaxing the injured tissue and/or disperse edema.</p>
THE WOODPECKERS	
MEDIA INFORMATION	
HOUSTON ASTROS	
2022 IN REVIEW	
OPPONENTS	
WOODPECKERS HISTORY	
FAYETTEVILLE PRO BASEBALL	

HOUSTON ASTROS





CHAIRMAN AND PRINCIPAL OWNER

Jim Crane

EXECUTIVE OFFICE

Senior Vice President, Affiliate Business Operations	Creighton Kahoali
Senior Vice President, Business Operations	Marcel Braithwaite
Senior Vice President, Chief Financial Officer	Michael Slaughter
Senior Vice President, Community Affairs + Director of Astros Foundation	Paula Harris
Senior Vice President, Executive Operations	Jared Crane
Senior VP and General Counsel + President, Astros Golf Foundation	Anila Sehgal
Vice President, Accounting	Giles Kibbee
Vice President, Affiliate Operations	Thomas Bell
Vice President, Business Strategy and Analytics	Jay Verrill
Vice President, Communications	Gene Dias
Vice President, Event Sales and Operations	Stephanie Stegal
Vice President, Finance	Doug Seckel
Vice President, Foundation Development	Marian Harper
Vice President, Human Resources	Jennifer Springs
Vice President, Information Technology	Chris Hanz
Vice President, Marketing	Jason Wooden
Vice President, Merchandising & Retail Operations	Tom Jennings
Vice President, Stadium Operations	Bobby Forrest
Vice President, Tax	Vito Cimino
Vice President, Ticket Sales & Services	P.J. Keene
Executive Assistant	Eileen Colgin
Administrative Assistant	Brittany Redeaux
Business Analyst	Connor Huff
Paralegal	Jess Merio

BASEBALL OPERATIONS

General Manager	Dana Brown
Assistant General Manager	Andrew Ball
Assistant General Manager	Bill Firkus
Assistant General Manager	Charles Cook
Special Assistant to the General Manager	Craig Biggio
Special Assistant to the General Manager	Gavin Dickey
Special Assistant to the General Manager	Russell Bove
Special Advisor to Baseball Operations	Will Sharp
Director, Latin American Operations	Caridad Cabrera
Director, Minor League Operations	Derrick Fong
Director, Performance Science	Jacob Bruford
Director, Player Development	Sara Goodrum
Director, Player Personnel	Matt Hogan
Director, R&D	Sarah Gelles
Assistant Director of Research, R&D	Adam Brodie
Manager, Baseball Administration	Christina Rey
Manager, Baseball Operations	Anthony Cecchi
Manager, Baseball Technology	Sam Visser
Manager, Player Care and Education	Stefan Wetzel
Manager, Player Development	Cristian Perez
Manager, Player Personnel	Aaron DelGiudice
Manager, Software Development, R&D	Kenneth Krampota
Manager, Team Travel	John Hutton
Program Manager, R&D	Catherine Fields
Lead Innovator	John Ruby
Senior Analyst, R&D	Ryan Ferguson
Senior Architect, R&D	Danny Friedheim
Senior Developer	Jason Christian
Senior Front-End Developer, R&D	Charlie Young
Senior Machine Learning Engineer, R&D	Kristen Mori
Analyst, R&D	Arjun Ravikumar
Analyst, R&D	Connor Kurcon
Analyst, R&D	Max Bay
Data Engineer, R&D	Jonathan Sandell
Front-End Developer	Nicole Louff
Analyst, Biomechanics	Mat Bateman
Analyst, Biomechanics	Bradley Moore
Analyst, Sports Science	Michael Pozzi
Analyst, Sports Science	Daniel Kurtzer
Coordinator, Advance Scouting	David Pajon
Coordinator, Advance Scouting	Kyle Russett
Coordinator, Baseball Operations	Zach Loewenberg
Coordinator, Dominican Republic Academy Operations	Natan Cristol-Deman
Coordinator, Minor League Operations	Jessica Ben
Coordinator, ML Video & Advance Scouting	Rafael Soto
Coordinator, Player Personnel	Sam Nassi
Spanish Translator & Assistant, Advance Scouting	Lauren Taplin
Assistant, Baseball Technology	Janley Herrera
Administrative Assistant, Latin American Operations	Seth Nadal
	Elizabeth Ben

COACHING

Manager	Dusty Baker
Bench Coach	Joe Espada
Pitching Coach	Josh Miller
Assistant Pitching Coach	Bill Murphy
First Base Coach	Omar Lopez
Third Base Coach	Gary Pettis
Hitting Coach	Alex Cintron
Hitting Coach	Troy Snitker
Assistant Hitting Coach	Jason Kanzler
Major League Coach	Michael Collins
Quality Control Coach	Daniel Firova
Major League Game Planning Coach	Tommy Kawamura

MINUTE MAID PARK

501 Crawford St.
Houston, TX 77002
(713) 259-8000 (p)
(713) 259-8802 (f)
www.astros.com

Major League Bullpen Catcher	Javier Bracamonte
Assistant Director Player Development/Field Coordinator	Jason Bell
Pitching Coordinator	Eric Niesen
Assistant Pitching Coordinator	Thomas Whitsett
Hitting Coordinator	Rafael Pena
Assistant Hitting Coordinator	Rene Rojas
Catching and Outfield Coordinator	Michael Thomas
Infield and Base-running Coordinator	Mike Ramotzki
Senior Advisor, Latin American Development	Julio Linares

CLUBHOUSE OPERATIONS

Clubhouse Manager	Carl Schneider
Visiting Clubhouse Manager	Steve Perry
Home Clubhouse Attendant	David Burd
Home Clubhouse Attendant	Stacy Gallagher
Director, Security - Team Operations	Armando Jurado
Manager, Florida & Minor League Clubhouse Operations	Trevor Morris

SCOUTING

Director, Amateur Scouting	Kris Gross
Director, International Scouting	Brian Rodgers
Assistant Director, Domestic Scouting	Evan Brannon
Assistant Director, International Scouting	Raymon Sanchez
Manager, Amateur Scouting	Ryan Courville
Analyst, International Scouting	Camron Shipley
Analyst/Coordinator, Player Evaluation	Cam Pendino
Senior Scouting Advisor	Charlie Gonzalez
West Coast Supervisor	Ryan Leake
Central Senior Scouting Coordinator	James Stevenson
Coordinator, Amateur Scouting	TJ Tullis Jr.
Coordinator, International Scouting	Ricardo Lizarraza Osuna
Coordinator, Scouting Information	Kyle Connell
Domestic Area Supervisor	Andrew Johnson
Domestic Area Supervisor	Bobby St. Pierre
Domestic Area Supervisor	Brian Sheffer
Domestic Area Supervisor	Drew Pearson
Domestic Area Supervisor	Eli Tupola
Domestic Area Supervisor	Freddy Perez
Domestic Area Supervisor	Joe Dunigan
Domestic Area Supervisor	Kevin Mello
Domestic Area Supervisor	Landon Townsley
Domestic Area Supervisor	Scott Oberhelman
Domestic Area Supervisor	Steve Payne
Domestic Area Supervisor	Steven DiPuglia
Domestic Area Supervisor	Tim Costic
International Scouting Supervisor	Alfredo Ulloa
International Scouting Supervisor	Jose Palacios
International Scout	Alfred Ramirez
International Scout	Daniel Acuna
International Scout	Daniel Gamboa
International Scout	Enrique Brito
International Scout	Hassan Wessin
International Scout	Johnny Perez
International Scout	Jose Lima
International Scout	Jose Torres
International Scout	Leocadio Guevara
International Scout	Miguel Pintor

SPORTS MEDICINE & PERFORMANCE

Director, Sports Medicine & Performance	Adam Decker
Head Athletic Trainer	Jeremiah Randall
Head of Strength and Conditioning	Nick Shedd
Head Dietitian	Taylor Lie
Coordinator, Mental Health & Performance	Laura Ramos
Minor League Medical Coordinator	John Gregorich
Minor League Rehabilitation Coordinator	Brian Faller
Major League Assistant Athletic Trainer	Eric Velazquez
Major League Assistant AT/C/P	Taylor Wiltzak
Assistant Strength Coach	Taylor Rhoades
Assistant Strength Coach	Hazael Wessin
Major League Dietitian	Lisa Clarke
Medical Liaison	Sage Mize
Head Team Physician	David Lintner, MD
Team Physician	Michael Hopson, MD
Team Physician	Vijay Jiwani, MD
Team Physician	Thomas Mehlfold, MD
Team Internist	James Muntz, MD
Team Chiropractor	Dana Harper, DC

MEDIA RELATIONS/PUBLICATIONS

Senior Manager, Communications	Steve Grande
Manager, Business Communications	Rachel Caton
Coordinator, Communications	Shaq Sullivan
Coordinator, Communications	Ryan Posner

BROADCASTING & TELECOMMUNICATIONS

Spanish Radio Announcer	Alex Treviso
Spanish Radio Announcer	Francisco Romero
TV Broadcaster	Geoff Blum
TV Broadcaster	Todd Kalas
Radio Broadcaster	Robert Ford
Radio Broadcaster	Steve Sparks
Producer/Engineer, Radio Broadcast	Matt Boltz
Broadcasting Manager	Ginny Gotcher-Grande

HOUSTON ASTROS AFFILIATE HISTORY

Year	AAA	AA	A+	A	Rookie +	Rookie	Rookie
2022	Sugar Land	Corpus Christi	Asheville	Fayetteville		FCL Astros	DSL Astros
2021	Sugar Land	Corpus Christi	Asheville	Fayetteville		FCL Astros	DSL Astros
2019	Round Rock	Corpus Christi	Fayetteville	Quad Cities	Tri-City	GCL Astros	DSL Astros
2018	Fresno	Corpus Christi	Buies Creek	Quad Cities	Tri-City	GCL Astros	DSL Astros
2017	Fresno	Corpus Christi	Buies Creek	Quad Cities	Tri-City	Greenville, GCL Astros	DSL Astros
2016	Fresno	Corpus Christi	Lancaster	Quad Cities	Tri-City	Greenville, GCL Astros	DSL Astros
2015	Fresno	Corpus Christi	Lancaster	Quad Cities	Tri-City	Greenville , GCL Astros	DSL Astros
2014	Oklahoma City	Corpus Christi	Lancaster	Quad Cities	Tri-City	Greenville, GCL Astros	DSL Astros
2013	Oklahoma City	Corpus Christi	Lancaster	Quad Cities	Tri-City	Greenville, GCL Astros	DSL Astros
2012	Oklahoma City	Corpus Christi	Lancaster	Lexington	Tri-City	Greenville, GCL Astros	DSL Astros
2011	Oklahoma City	Corpus Christi	Lancaster	Lexington	Tri-City	Greenville, GCL Astros	DSL Astros
2010	Round Rock	Corpus Christi	Lancaster	Lexington	Tri-City	Greenville, GCL Astros	DSL Astros
2009	Round Rock	Corpus Christi	Lancaster	Lexington	Tri-City	Greenville, GCL Astros	DSL Astros
2008	Round Rock	Corpus Christi	Salem	Lexington	Tri-City	Greenville	DSL Astros
2007	Round Rock	Corpus Christi	Salem	Lexington	Tri-City	Greenville	DSL Astros
2006	Round Rock	Corpus Christi	Salem	Lexington	Tri-City	Greenville	DSL Astros
2005	Round Rock	Corpus Christi	Salem	Lexington	Tri-City	Greenville	DSL Astros
2004	New Orleans	Round Rock	Salem	Lexington	Tri-City	Greenville	DSL Astros
2003	New Orleans	Round Rock	Salem	Lexington	Tri-City	Martinsville	DSL Astros
2002	New Orleans	Round Rock	Salem	Lexington	Tri-City	Martinsville	DSL Astros
2001	New Orleans*	Round Rock		Michigan, Lexington	Tri-City	Martinsville	DSL Astros
2000	New Orleans	Round Rock	Kissimmee	Michigan	Pittsfield	Martinsville	DSL Astros
1999	New Orleans	Jackson	Kissimmee	Michigan	Auburn	Martinsville	DSL Astros
1998	New Orleans	Jackson	Kissimmee	Quad Cities	Auburn	GCL Astros	DSL Astros
1997	New Orleans	Jackson	Kissimmee	Quad Cities	Auburn	GCL Astros	DSL Astros
1996	Tucson	Jackson	Kissimmee	Quad Cities	Auburn	GCL Astros	DSL Astros/Red Sox*
1995	Tucson	Jackson	Kissimmee	Quad Cities	Auburn	GCL Astros	DSL Astros/Brewers+
1994	Tucson	Jackson	Osceola	Quad Cities	Auburn	GCL Astros	DSL Astros/Brewers+
1993	Tucson	Jackson	Osceola	Quad Cities, Asheville	Auburn	GCL Astros	DSL Astros
1992	Tucson	Jackson	Osceola	Asheville, Burlington	Auburn	GCL Astros	DSL Astros
1991	Tucson	Jackson	Osceola	Asheville, Burlington	Auburn	GCL Astros	DSL Astros
1990	Tucson	Columbus	Osceola	Asheville	Auburn	GCL Astros	DSL Astros
1989	Tucson	Columbus		Asheville, Osceola	Auburn	GCL Astros	DSL Astros
1988	Tucson	Columbus		Asheville, Osceola	Auburn	GCL Astros	DSL Astros
1987	Tucson	Columbus		Asheville, Osceola	Auburn	GCL Astros	DSL Astros
1986	Tucson	Columbus		Asheville, Osceola	Auburn	GCL Astros	DSL Astros
1985	Tucson	Columbus		Asheville, Osceola	Auburn	GCL Astros	DSL Astros
1984	Tucson	Columbus		Daytona Beach, Asheville	Auburn	GCL Astros	DSL Astros
1983	Tucson	Columbus		Daytona Beach, Asheville	Auburn	GCL Astros	DSL Astros
1982	Tucson	Columbus		Daytona Beach, Asheville	Auburn	GCL Astros	DSL Astros
1981	Tucson	Columbus		Daytona Beach		GCL Astros	DSL Astros
1980	Tucson	Columbus		Daytona Beach		GCL Astros	DSL Astros
1979	Charleston	Columbus		Daytona Beach		GCL Astros	DSL Astros
1978	Charleston	Columbus		Daytona Beach		GCL Astros	DSL Astros
1977	Charleston	Columbus		Cocoa		GCL Astros	DSL Astros
1976	Memphis	Columbus		Dubuque		Covington	DSL Astros
1975	Iowa	Columbus		Dubuque		Covington	DSL Astros
1974	Denver	Columbus		Cedar Rapids		Covington	DSL Astros
1973	Denver	Columbus		Cedar Rapids		Covington	DSL Astros
1972	Oklahoma City	Columbus		Cocoa		Cocoa, Covington	DSL Astros
1971	Oklahoma City	Columbus		Sumter, Cocoa		Covington	DSL Astros
1970	Oklahoma City	Columbus		Cocoa	Williamsport	Covington	DSL Astros
1969	Oklahoma City	Savannah		Cocoa, Peninsula	Williamsport	Covington	DSL Astros
1968	Oklahoma City	Dallas-Fort Worth		Cocoa, Greensboro		Covington	DSL Astros
1967	Oklahoma City	Amarillo		Cocoa, Asheville		Covington	DSL Astros
1966	Oklahoma City	Amarillo		Cocoa, Durham, Salisbury	Bismark-Mandan		DSL Astros
1965	Oklahoma City	Amarillo		Cocoa, Durham, Salisbury		FRL Astros	DSL Astros
1964	Oklahoma City	San Antonio		Modesto, Durham		Colts	DSL Astros
1963	Oklahoma City	San Antonio		Modesto, Durham, Moultrie			DSL Astros
1962	Oklahoma City						DSL Astros

BOLD - Indicates affiliate won their respective league's championship

- * 1996 DSL Astros played as a co-op team with the DSL Red Sox
- + 1994-95 DSL Astros played as a co-op team with the DSL Brewers
- * Indicates co-champion



Houston Astros Dominican Summer League complex located in Boca Chica, Santo Domingo.



Sugar Land Space Cowboys 2022 in Review: In their second season as the Astros' Triple-A affiliate, the Space Cowboys, finished with a 73-75 record and in fourth place in the Pacific Coast League East Division. Former Fayetteville Woodpeckers outfielder Corey Julks was a bright spot for the club, bashing 31 HR's and batting .270 over 130 games. Top catching prospect Korey Lee hit 25 homers, tallied 76 RBI, and went on to make his big league debut with the Astros. Collectively, the Sugar Land offense batted .255 and finished fourth in the league with 216 homers On the mound, the Space Cowboys had the second lowest combined ERA (4.86) and fifth most strikeouts (1,410) in the league. Top pitching prospect Hunter Brown led the club with nine wins and massed 134 strikeouts over 106.0 innings to earn a late-season call up to Houston. Former Woodpeckers right-hander J.P. France led all pitchers with 136 strikeouts.

CONSTELLATION FIELD
1 Stadium Drive, Sugar Land,
TX 77498
(210) 675-7275
www.sugarlandspacecowboys.com

Triple-A West League
Manager: Mickey Storey
Coach: Wladimir Sutil
Hitting Coach: Aaron Westlake
Pitching Coach: Erick Abreu

Media Contact
Garrett Greene
Ggreene@astros.com

2022 Statistics

73-75 Overall Record

TEAM BATTING

Player	AVG	G	AB	R	H	2B	3B	HR	RBI	BB	SO	SB	CS	OBP	SLG	OPS	HBP
1 Altuve, Jose	.429	2	7	1	3	1	0	0	0	1	2	0	0	.500	.571	1.071	0
2 Alvarez, Jose	.000	1	0	1	0	0	0	0	0	0	0	0	0	.000	.000	.000	0
3 Barreto, Franklin	.162	73	241	27	39	7	1	6	21	30	102	11	4	.259	.274	.533	2
4 Brinson, Lewis	.299	85	331	61	99	21	2	22	63	26	102	5	3	.356	.574	.930	4
5 Costes, Marty	.258	61	213	36	55	13	0	5	22	24	46	10	4	.359	.390	.749	10
6 De Gori, Alex	.253	135	494	77	125	28	3	9	69	73	104	8	2	.352	.377	.729	5
7 Diaz, Aledmys	.167	3	12	1	2	0	0	1	1	1	1	0	0	.231	.417	.648	0
8 Diaz, Edwin	.227	30	110	12	25	5	1	3	17	8	46	0	0	.277	.373	.650	0
9 Diaz, Yainer	.294	46	201	38	59	9	1	16	48	13	39	1	0	.342	.587	.929	3
10 Dirden, Justin	.242	32	128	18	31	8	0	4	28	10	40	5	1	.305	.398	.703	2
11 Espinosa, Rolando	.056	5	18	3	1	0	0	0	0	2	8	0	0	.150	.056	.206	0
12 Goodrum, Niko	.311	13	45	12	14	3	0	2	5	17	14	2	0	.500	.511	1.011	0
13 Hensley, David	.298	104	379	80	113	30	4	10	57	80	103	20	7	.420	.478	.898	2
14 Jones, Taylor	.263	74	274	52	72	17	0	12	43	35	78	0	0	.370	.456	.826	12
15 Julks, Corey	.270	130	523	100	141	21	4	31	89	56	128	22	5	.351	.503	.854	10
16 Lee, AJ	.000	2	4	0	0	0	0	0	0	0	2	0	0	.000	.000	.000	0
17 Lee, Korey	.238	104	404	74	96	20	2	25	76	36	127	12	1	.307	.483	.790	5
18 Leon, Pedro	.228	115	413	71	94	27	3	17	63	71	145	38	18	.365	.431	.796	19
19 Manea, Scott	.196	89	285	38	56	9	2	4	34	43	92	0	1	.315	.284	.599	7
20 Matjevic, J.J.	.205	64	246	46	70	16	2	16	54	33	68	10	2	.372	.561	.933	2
21 McKenna, Alex	.217	53	194	18	40	9	0	2	23	24	66	6	3	.316	.299	.615	3
22 Meyers, Jake	.306	38	144	26	44	6	1	7	18	25	30	2	0	.406	.507	.913	0
23 Papierski, Michael	.211	26	90	12	19	3	0	1	15	14	9	0	0	.324	.278	.602	2
24 Perez, Joe	.483	8	29	6	14	1	0	1	6	6	6	0	0	.571	.621	1.192	0
25 Salazar, Cesar	.203	17	59	2	12	1	0	0	6	5	13	0	0	.273	.220	.493	1
26 Siri, Jose	.296	16	71	17	21	3	2	9	22	6	20	2	0	.346	.775	1.121	0
27 Thomas, Dillon	.267	5	15	3	4	1	0	1	1	1	4	0	0	.353	.533	.886	1
28 Urdaneta, Ronaldo	.300	4	10	2	3	0	0	0	2	2	3	2	0	.417	.300	.717	0
29 Valdez, Emmanuel	.296	38	159	26	47	10	1	10	32	11	29	1	1	.347	.560	.907	2
TOTALS	.255	148	5089	860	1299	269	29	214	815	653	1427	157	52	.349	.446	.795	92

TEAM PITCHING

Pitcher	W-L	ERA	G	GS	CG	SHO	SV	IP	H	R	ER	HR	HB	BB	SO	WHIP	WP
1 Bermudez, Jonathan	2-4	8.96	19	14	0	0	0	67.1	85	68	67	16	5	37	65	1.81	5
2 Bielak, Brandon	3-6	3.15	23	14	0	0	0	88.2	82	39	31	5	3	43	86	1.41	2
3 Blanco, Ronel	4-7	3.63	44	0	0	0	5	44.2	35	23	18	8	0	19	58	1.21	6
4 Brown, Hunter	9-4	2.55	23	14	0	0	1	106.0	70	35	30	5	2	45	134	1.08	3
5 Conine, Brett	6-3	6.86	29	14	0	0	0	106.1	142	88	81	19	12	55	87	1.85	10
6 Conn, Devin	0-0	3.86	11	0	0	0	0	14.0	13	6	6	2	0	10	6	1.64	1
7 De Gori, Alex	0-0	0.00	1	0	0	0	0	1.0	2	0	0	0	0	0	0	2.00	0
8 Donato, Chad	4-8	5.34	29	18	0	0	2	124.2	122	83	74	20	4	60	101	1.46	4
9 Dubin, Sean	3-5	4.78	23	12	0	0	0	58.1	52	33	31	3	0	32	80	1.44	3
10 Endersby, Jimmy	2-3	7.66	12	8	0	0	0	44.2	55	38	38	12	2	26	33	1.81	4
11 France, JP	3-4	3.90	34	15	0	0	3	110.2	99	51	48	15	2	51	136	1.36	6
12 Henderson, Layne	0-0	1.93	6	0	0	0	0	9.1	6	2	2	1	0	2	12	0.86	1
13 Hernandez, Nick	5-5	3.92	48	0	0	0	1	59.2	38	32	26	8	3	30	77	1.14	3
14 Ivey, Tyler	0-1	10.38	5	2	0	0	0	13.0	18	16	15	3	0	8	17	2.00	1
15 James, Josh	1-0	7.01	28	0	0	0	4	25.2	32	21	20	4	0	17	29	1.91	1
16 Martinez, Seth	2-1	3.60	14	0	0	0	0	15.0	10	7	6	2	1	6	15	1.07	0
17 McCullers Jr., Lance	0-0	7.15	3	3	0	0	0	11.1	13	10	9	2	1	7	14	1.76	0
18 McKee, Colin	0-0	3.77	12	0	0	0	0	14.1	10	12	6	0	2	14	13	1.67	3
19 Morgan, Adam	1-1	3.12	9	0	0	0	0	8.2	8	5	3	1	1	1	10	1.04	0
20 Mushinski, Parker	2-2	2.66	38	0	0	0	0	40.2	28	17	12	3	3	19	41	1.16	4
21 Odorizzi, Jake	0-0	6.00	1	1	0	0	0	3.0	2	2	2	0	0	2	4	1.33	0
22 Olczak, Jon	4-4	6.66	47	2	0	0	0	65.2	71	39	34	14	5	21	77	1.40	5
23 Paredes, Enoli	5-4	2.63	50	0	0	0	12	54.2	34	24	16	4	2	31	81	1.19	3
24 Pressly, Ryan	0-0	0.00	1	0	0	0	0	1.0	0	0	0	0	0	0	0	0.00	0
25 Record, Joe	4-1	5.45	29	0	0	0	0	38.0	44	26	23	3	0	19	38	1.66	6
26 Rossoup, Zach	2-1	3.10	26	0	0	0	0	29.0	23	11	10	0	3	17	35	1.38	11
27 Ruppenthal, Mmatt	0-1	23.63	2	0	0	0	0	2.2	7	8	7	1	2	2	3	3.38	1
28 Solomon, Peter	8-6	5.20	23	18	0	0	0	97.0	97	72	56	17	2	44	88	1.45	5
29 Tamarez, Misael	1-1	2.50	4	4	0	0	0	18.0	6	5	5	2	0	15	20	1.17	1
30 Taylor, Blake	2-0	5.06	11	1	0	0	0	10.2	6	6	6	1	2	7	7	1.22	1
31 Torres, Jojanse	0-1	15.19	6	0	0	0	0	5.1	10	9	9	2	1	14	7	4.50	1
32 Whitley, Forrest	0-2	7.09	10	8	0	0	0	33.0	32	26	26	2	2	25	36	1.73	2
TOTALS	73-75	4.86	148	148	0	6	27	1322.0	1252	814	714	175	60	679	1410	1.46	93



2022 in Review: In their 17th season as the Astros' Double-A affiliate, the Space Cowboys, finished with a 63-74 record and in fifth place in the Texas League South Division. Former Fayetteville Woodpeckers outfielder Justin Dirden was the top slugger, hitting a team-high 20 HR's and batting .324 over 92 games before a promotion to Triple-A. Shay Whitcomb hit 19 homers, tallied 60 RBI. Collectively, the Corpus Christi offense batted .247 and finished fourth in the league with 174 homers. On the mound, the Hooks had the fourth highest combined ERA (5.34) but the third most strikeouts (1,293) in the league. Jose Bravo led the club with nine wins and massed 99 strikeouts over 108.1 innings. Former Woodpeckers right-hander Misael Tamarez led all pitchers with 122 strikeouts and pitched to a 4.62 ERA in 24 games.

WHATABURGER FIELD

734 East Port Ave.
Corpus Christi, TX 78401
(361) 561-4665
mlb.com/corpus-christi

Double-A Central

Manager: Joe Thon (1st season)
Coach: Vincent Blue
Hitting Coach: Bobby Bell
Pitching Coach: John Kovalik

Media Contact

Michael Coffin
mcoffin@cchooks.com

2022 Statistics

63-74 Overall Record

TEAM BATTING

Player	AVG	G	AB	R	H	2B	3B	HR	RBI	BB	SO	SB	CS	OBP	SLG	OPS	HBP
1 Abreu, Willyer	.249	89	329	81	82	24	0	15	54	78	108	23	1	.399	.459	.858	4
2 Adolph, Ross	.246	59	183	32	45	6	3	5	29	49	76	8	5	.435	.393	.828	13
3 Alvarez, Jose	.253	29	95	13	24	4	0	1	9	11	33	2	1	.336	.326	.662	1
4 Arias, Bryan	.220	92	291	31	64	17	0	6	45	43	98	11	1	.333	.340	.673	8
5 Barefoot, Matthew	.000	1	4	0	0	0	0	0	0	0	1	0	0	.000	.000	.000	0
6 Berryhill, Luke	.256	96	352	67	90	18	0	12	60	63	122	5	2	.380	.409	.789	11
7 Brewer, Jordan	.193	31	109	14	21	6	0	1	8	10	39	6	0	.276	.275	.551	3
8 Diaz, Edwin	.168	44	149	20	25	2	1	9	24	17	60	2	0	.254	.376	.630	1
9 Diaz, Yainer	.316	57	244	37	77	13	3	9	48	21	40	1	0	.367	.504	.871	0
10 Dirden, Justin	.324	92	349	64	113	32	5	20	73	41	94	7	2	.411	.616	1.027	13
11 Espinosa, Rolando	.000	3	4	0	0	0	0	0	0	0	2	0	0	.000	.000	.000	0
12 Guerrero, Luis	.080	20	50	8	4	0	0	1	3	12	31	3	0	.254	.140	.394	0
13 Hamilton, Quincy	.206	34	126	15	26	5	0	4	19	19	34	7	2	.320	.341	.661	2
14 Kessinger, Grae	.211	121	421	72	89	13	2	16	58	69	113	23	10	.327	.366	.693	5
15 Lee, AJ	.333	1	3	0	1	0	0	0	0	0	0	0	0	.333	.333	.666	0
16 McKenna, Alex	.246	53	183	29	45	9	4	4	28	29	62	10	3	.358	.404	.762	4
17 Perez, Joe	.265	64	257	30	68	16	0	6	28	26	70	3	0	.335	.397	.732	1
18 Salazar, Cesar	.277	85	307	56	85	17	0	16	54	24	58	8	3	.350	.489	.839	14
19 Schreiber, Scott	.143	12	42	6	6	2	1	2	5	3	11	0	0	.234	.381	.615	2
20 Stubbs, C.J.	.211	41	133	22	28	2	2	11	25	17	60	8	1	.323	.504	.827	6
21 Urdaneta, Ronaldo	.100	6	20	4	2	1	0	0	2	3	10	2	0	.217	.150	.367	0
22 Valdez, Emmanuel	.357	44	168	40	60	16	0	11	45	34	47	4	2	.463	.649	1.112	1
23 Wagner, Will	.251	72	251	40	63	12	2	6	28	35	57	5	1	.361	.386	.747	9
24 Whitcomb, Shay	.219	118	461	67	101	22	2	19	60	36	165	20	2	.283	.399	.682	6
TOTALS	.247	137	4531	748	1119	237	25	174	705	640	1391	158	36	.351	.426	.777	104

TEAM PITCHING

Pitcher	W	ERA	G	GS	CG	SHO	SV	IP	H	R	ER	HR	HB	BB	SO	WHIP	WP
1 Alvarez, Jose	0-1	27.00	1	0	0	0	0	2.0	6	6	6	1	1	2	1	4.00	0
2 Arias, Bryan	0-0	0.00	2	0	0	0	0	1.2	3	0	0	0	0	0	1	1.80	0
3 Arrighetti, Spencer	1-1	3.43	5	4	0	0	0	21.0	13	8	8	3	0	9	28	1.05	3
4 Betances, Jose	0-1	9.00	1	0	0	0	0	2.0	1	4	2	0	0	4	1	2.50	2
5 Bravo, Jose	9-4	4.49	24	16	0	0	1	108.1	115	61	54	16	3	34	99	1.38	2
6 Brown, Tyler	1-8	6.78	17	10	0	0	2	65.0	77	51	49	16	2	28	71	1.62	2
7 Casey, Chandler	3-1	5.82	21	0	0	0	1	34.0	37	23	22	5	1	20	22	1.68	2
8 Chaidze, Adrian	4-3	6.37	22	12	0	0	0	77.2	75	59	55	17	6	54	81	1.66	8
9 Cobos, Franny	0-0	8.31	6	0	0	0	0	13.0	19	12	12	3	1	7	16	2.00	1
10 Conn, Devin	7-3	2.92	35	0	0	0	7	52.1	36	21	17	5	4	21	46	1.09	5
11 Deason, Cody	5-5	6.14	21	14	0	0	0	77.2	91	66	53	5	4	46	72	1.76	7
12 Enderby, Jimmy	2-5	3.88	16	12	0	0	0	72.0	65	38	31	8	4	39	66	1.44	7
13 Garcia, Freylin	0-1	5.01	18	0	0	0	1	23.1	25	15	13	3	1	16	30	1.76	4
14 Garcia, Ronny	0-0	17.36	5	0	0	0	0	4.2	8	9	9	1	0	9	6	3.64	4
15 Gomez, Cesar	0-2	5.82	5	3	0	0	1	21.2	26	19	14	3	2	6	19	1.48	0
16 Henderson, Layne	5-4	3.89	28	0	0	0	0	44.0	32	22	19	4	1	22	56	1.23	6
17 Hernandez, Nick	0-0	0.00	3	0	0	0	0	4.1	0	0	0	0	0	1	8	0.23	0
18 Horrell, Michael	1-1	5.46	22	0	0	0	1	28.0	41	20	17	2	1	23	27	2.29	3
19 Macuare, Angel	1-4	8.76	6	5	0	0	0	24.2	31	24	24	3	1	14	23	1.82	2
20 McCullers Jr., Lance	0-0	4.50	1	1	0	0	0	2.0	3	1	1	0	1	0	3	1.50	0
21 Melendez, Jaime	2-8	5.01	23	16	0	0	0	73.2	59	44	41	7	5	51	106	1.49	6
22 Murray, Jayden	0-2	4.28	6	6	0	0	0	27.1	24	14	13	3	5	11	26	1.28	0
23 Odorizzi, Jake	1-0	0.00	1	1	0	0	0	5.0	3	0	0	0	0	0	6	0.60	0
24 Record, Joe	1-0	3.22	16	1	0	0	4	22.1	16	8	8	0	4	14	26	1.34	4
25 Robaina, Julio	2-6	6.81	23	17	0	0	0	80.2	93	71	61	11	9	61	84	1.91	5
26 Ruppenthal, Matt	6-2	4.13	43	0	0	0	1	61.0	42	30	28	3	14	41	84	1.36	7
27 Sprinkle, Jonathan	4-2	5.88	39	0	0	0	2	49.0	44	34	32	4	5	34	70	1.59	16
28 Tamarez, Misael	3-6	4.62	24	19	0	0	1	103.1	76	55	53	18	3	55	122	1.27	4
29 Torres, Jojanse	0-2	8.54	33	0	0	0	2	39.0	52	46	37	11	3	32	41	2.15	3
30 West, Derek	5-2	4.82	32	0	0	0	4	46.2	44	27	25	3	1	29	52	1.56	5
TOTALS	63-74	5.34	137	137	0	7	28	1187.1	1157	788	704	155	82	683	1293	1.55	108

ASHEVILLE TOURISTS (HIGH-A)



2022 in Review: The Asheville Tourists went 62-69 in 2022, finishing in 4th place in the South Atlantic League South Division. Over the course of the season, 17 total Fayetteville Woodpeckers players earned promotion to the High-A affiliate. Former Woodpeckers outfielder Zach Daniels led the club with 23 home runs while Spencer Arrighetti paced the team on the mound with 124 strikeouts over 85.2 innings. Asheville did struggle with control, walking the most hitters in the South Atlantic League as a pitching staff (633). On the offensive side the Tourists slugged the ball at the best rate in the league (.422 SLG) and clubbed the second most homers of all teams (161).

MCCORMICK FIELD
30 Buchanan Place
Asheville, NC 28801
(920) 733-4152
www.milb.com/asheville

Midwest League
Manager: Nate Shaver (3rd season)
Hitting Coach: Bryan Muniz
Pitching Coach: Sean Buchanan
Development Coach: Eric Stamets

Media Contact
Doug Maurer
dmaurer@theashevilletourists.com

2022 Statistics
62-69 Overall Record

TEAM BATTING

Player	AVG	G	AB	R	H	2B	3B	HR	RBI	BB	SO	SB	CS	OBP	SLG	OPS	HBP
1 Alvarez, Jose	.254	18	67	10	17	3	1	1	15	3	15	1	0	.286	.373	.659	0
2 Barber, Colin	.298	63	218	35	65	10	1	7	33	30	57	7	4	.408	.450	.858	11
3 Borden II, Tim	.298	15	57	10	17	1	0	6	17	4	29	1	0	.385	.632	.1017	4
4 Brewer, Jordan	.247	24	81	20	20	3	1	5	16	15	25	5	2	.398	.494	.892	6
5 Carrasco, Deury	.202	52	173	28	35	10	2	4	19	32	69	7	1	.332	.353	.685	2
6 Corona, Kenedy	.290	62	245	56	71	15	3	10	37	28	63	20	6	.373	.498	.871	5
7 Correa, J.C.	.309	105	404	59	125	29	1	8	64	37	36	1	2	.364	.446	.810	3
8 Costes, Marty	.313	4	16	3	5	2	0	1	5	2	2	0	0	.389	.625	.1014	0
9 Daniels, Zach	.282	95	358	76	101	15	1	23	64	48	127	22	5	.371	.522	.893	4
10 Gonzalez, Cristian	.227	104	409	54	93	18	1	10	48	29	127	1	2	.283	.350	.633	4
11 Guerrero, Luis	.223	65	242	46	54	6	4	7	29	27	100	14	3	.304	.368	.672	1
12 Hamilton, Quincy	.321	49	187	44	60	15	1	7	30	37	39	12	2	.442	.524	.966	6
13 Lee, AJ	.235	47	153	26	36	2	2	5	19	15	62	3	0	.318	.373	.691	4
14 Loperfido, Joey	.354	26	96	19	34	8	1	3	24	13	25	2	2	.434	.552	.986	2
15 Palma, Miguel	.327	27	104	15	34	4	1	7	29	7	22	0	0	.381	.587	.968	2
16 Rodriguez, Nerio	.291	39	134	25	39	8	0	8	24	18	40	0	0	.385	.530	.915	3
17 Sandie, Michael	.268	114	470	79	126	23	5	10	57	40	112	23	3	.342	.402	.744	13
18 Santana, Luis	.297	97	343	58	102	23	2	11	62	38	69	11	4	.386	.472	.858	13
19 Santander, Juan	.286	2	7	1	2	0	0	0	1	0	2	0	0	.286	.286	.572	0
20 Stevens, Chad	.248	85	322	55	80	16	1	12	60	30	101	12	5	.318	.416	.734	4
21 Stubbs, C.J.	.217	42	138	29	30	5	0	10	27	24	68	6	1	.347	.471	.818	4
22 Wagner, Will	.276	45	163	22	45	7	1	4	25	32	41	3	1	.392	.405	.797	1
23 Williams, Justin	.216	26	88	6	19	6	0	2	11	5	41	1	2	.266	.352	.618	1
TOTALS	.270	131	4475	776	1210	229	29	161	716	514	1272	152	45	.355	.442	.797	93

TEAM PITCHING

Pitcher	W-L	ERA	G	GS	CG	SHO	SV	IP	H	R	ER	HR	HB	BB	SO	WHIP	WP
1 Arrighetti, Spencer	6-5	5.04	22	13	0	0	2	85.2	88	55	48	6	7	46	124	1.56	9
2 Batista, Edinson	1-0	3.14	3	2	0	0	0	14.1	9	6	5	2	1	9	14	1.26	0
3 Betances, Jose	3-3	6.49	29	0	0	0	3	34.2	25	26	25	2	17	34	44	1.70	14
4 Brockhouse, Walker	0-0	10.50	5	0	0	0	0	6.0	7	7	7	1	1	3	4	1.67	1
5 Brown, Aaron	4-9	5.28	25	14	0	0	2	109.0	129	73	64	21	2	34	95	1.50	4
6 Chaldez, Adrian	0-0	2.53	6	2	0	0	0	21.1	13	10	6	0	1	6	30	0.89	3
7 Coats, Jacob	0-1	7.34	25	0	0	0	1	34.1	37	30	28	5	2	28	43	1.89	7
8 Cobos, Franny	1-2	7.39	13	1	0	0	0	28.0	29	25	23	5	2	19	28	1.71	7
9 Cody, Danny	3-4	8.59	31	0	0	0	6	36.2	45	41	35	5	4	33	28	1.23	14
10 DeJueas, Tommy	0-0	3.38	2	0	0	0	0	2.2	0	1	1	0	0	5	1	1.88	2
11 DeLabio, Jacob	0-0	0.00	5	0	0	0	2	5.1	5	0	0	0	0	4	4	1.69	0
12 Ford, Kasey	2-1	3.24	5	0	0	0	1	8.1	7	4	3	0	0	7	10	1.68	3
13 Galthier, Ray	0-2	3.92	13	8	0	0	2	41.1	38	23	18	5	1	21	52	1.43	2
14 Gomez, Cesar	7-4	4.56	21	11	0	0	2	77.0	79	43	39	11	2	22	76	1.31	8
15 Gordon, Colton	2-0	2.66	4	3	0	0	1	20.1	13	6	6	2	0	3	29	0.79	1
16 Gruller, Kyle	1-1	8.36	15	0	0	0	1	14.0	11	13	13	2	2	14	19	1.79	9
17 Gusto, Ryan	4-5	6.55	18	9	0	0	1	66.0	73	48	48	13	1	28	72	1.53	3
18 Jaquez, Ernesto	3-5	7.29	17	11	0	0	0	58.0	62	56	47	12	6	39	47	1.74	5
19 Jimenez, Alfredo	1-3	8.55	5	3	0	0	0	20.0	32	21	19	6	0	3	19	1.75	0
20 Kouba, Rhett	5-3	4.53	14	7	0	0	0	55.2	55	38	28	8	1	22	65	1.38	10
21 Lee, AJ	0-0	23.14	2	0	0	0	0	2.1	7	6	6	2	1	1	0	3.43	0
22 Lopez, Juan Pablo	1-1	10.61	12	5	0	0	0	28.0	48	38	33	1	2	20	29	2.43	7
23 McDermott, Chayoe	6-1	5.50	19	10	0	0	0	72.0	57	48	44	9	5	43	114	1.39	9
24 McDonald, Cole	2-6	6.86	28	5	0	0	1	60.1	61	49	46	7	3	50	100	1.84	18
25 Mejias, Christian	1-4	8.01	10	4	0	0	0	30.1	36	30	27	6	3	17	34	1.75	3
26 Peck, Hunter	0-2	9.13	14	0	0	0	1	23.2	35	28	24	8	1	19	22	2.28	3
27 Santana, Luis	0-0	0.00	3	0	0	0	0	3.0	1	0	0	0	1	1	0	0.67	0
28 Taveras, Diosmerky	5-3	4.76	23	12	0	0	0	75.2	65	43	40	3	3	49	92	1.51	8
29 Tokar, Heitor	3-4	8.02	20	11	0	0	0	76.1	102	79	68	13	2	32	64	1.76	18
30 Wenzel, Palmer	1-0	9.00	14	0	0	0	2	16.0	23	18	16	0	2	16	12	2.44	4
31 West, Derek	0-0	2.25	7	0	0	0	2	8.0	6	2	2	1	0	5	16	1.38	4
TOTALS	62-69	6.06	131	131	0	4	30	1134.1	1198	867	764	156	72	633	1288	1.61	176

YAINER DIAZ • 2022 HOUSTON ASTROS MINOR LEAGUE PLAYER OF THE YEAR



Position: Catcher
Born: 9/21/98 in Azua, Dominican Republic
HT: 6-0 **WT:** 195 **Bats:** Right **Throws:** Right
How Acquired: Traded from Guardians to Astros on 7/30/21 along with Phil Maton in exchange for RF Myles Straw.

Yainer Diaz began his Minor League career with the Cleveland Guardians organization after being signed as an international free agent in 2016. Diaz joined the Astros when he was traded to Houston during the deadline on July 30, 2021, and played 12 games with Fayetteville before a promotion to High-A Asheville. In 2022, his first full season with the organization, Diaz batted .316 with nine home runs and 48 runs batted in over 57 games with Double-A Corpus Christi. After being promoted to Triple-A Sugar Land on June 20, the Dominican Republic native continued to have success at the plate, hitting .294 with 16 HR and 48 RBI across 48 contests with the Space Cowboys. His prolific offensive output led to him making his Major League debut on September 2 in Anaheim, where he drew a bases-loaded walk to record his first MLB RBI.

HUNTER BROWN • 2022 HOUSTON ASTROS MINOR LEAGUE PITCHER OF THE YEAR



Position: Right-Handed Pitcher
Born: 8/29/99 in Detroit, Michigan
Resides: Detroit, Michigan
HT: 6-2 **WT:** 212 **Bats:** Right **Throws:** Right
How Acquired: Selected in the 5rd round of the 2019 First-Year Player Draft

Hunter Brown was drafted in the fifth round of the 2019 MLB Draft after three seasons at Wayne State University. Following a strong 2021 season, Brown was assigned to Triple-A Sugar Land to start the 2022 campaign. He quickly became one of the most dominant arms in the Pacific Coast League and earned PCL Pitcher of the Week honors on May 31. Brown was selected to the All-Star Futures Game and finished with the lowest ERA (2.55) out of any qualified pitcher in the PCL. He was called up to Houston on September 1 shined in his debut four days later, tossing six shutout innings against the Texas Rangers. Brown also made three postseason appearances for the Astros, helping the club win the 2022 World Series.

ASTROS MINOR LEAGUE PLAYER/PITCHER OF THE YEAR AWARD WINNERS

Year	Player	Pitcher
2022	C Yainer Diaz	RHP Hunter Brown
2021	C/INF Luke Berryhill	RHP Jonathan Bermudez
2019	INF Abraham Toro	RHP Christian Javier
2018	OF Kyle Tucker	RHP Josh James
2017	OF Kyle Tucker	RHP Forrest Whitley
2016	INF Alex Bregman	RHP Brady Rodgers
2015	INF AJ Reed	RHP Joe Musgrove
2014	OF Brett Phillips	LHP Josh Hader
2013	OF George Springer	RHP David Martinez
2012	INF Delino DeShields	RHP Mike Foltyniewicz
2011	INF Jose Altuve	RHP Jake Buchanan
2010	OF J.D. Martinez	RHP Jordan Lyles



2021 Astros Minor League Player of the Year Luke Berryhill had two multi-HR games with the Woodpeckers.

Total Selections + Signings: 23; Pitchers: 11 (LHP: 1, RHP: 10); Catchers: 3; INF: 5 ; OF: 4; College: 22; High School: 1

Rd.	Overall	Name	Pos.	B-T	HT	WT	Age	Hometown	School
1	28	Drew Gilbert	OF	L-L	5-9	185	22	St. Paul, MN	University of Tennessee
2	64	Jacob Melton	OF	L-L	6-3	208	22	Medford, OR	Oregon State University
2C	80	Andrew Taylor	RHP	R-R	6-5	190	21	Caledonia, MI	Central Michigan University
3	103	Michael Knorr	RHP	R-R	6-5	245	22	Princeton, NJ	Coastal Carolina University
4	133	Trey Dombroski	LHP	R-L	6-5	235	22	Mansquan, NJ	Monmouth University
5	163	Nolan DeVos	RHP	R-R	6-0	185	22	Harrisburg, NC	Davidson College
6	193	Colin Price	C	R-R	6-6	205	23	Suwanee, GA	Mercer University
7	223	A.J. Blubaugh	RHP	R-R	6-2	180	22	Mansfield, OH	University of Wisconsin-Milwaukee
8	253	Tyler Guilfoil	RHP	R-R	6-4	215	23	Lexington, KY	University of Kentucky
9	283	Brett Gillis	RHP	R-R	6-2	215	23	Everett, WA	University of Portland
10	313	Zach Cole	RHP	L-R	6-2	190	22	Ozark, MO	Ball State University
11	343	Ryan Clifford	OF	L-L	6-3	200	19	Raleigh, NC	Crossroads FLEX HS
12	373	Zach Dezenzo	INF	R-R	6-4	200	22	Canton, OH	Ohio State University
13	403	Jackson Loftin	INF	R-R	6-2	195	22	Spring, TX	Oral Roberts University
14	433	Tommy Sacco	INF	S-R	5-10	185	23	Chandler, AZ	Texas Christian University
15	463	Joey Mancini	RHP	L-R	6-1	195	22	Bridgeport, CT	Boston College
16	493	Tim Borden	INF	R-R	6-2	200	23	Jeffersonville, IN	Georgia Tech
17	523	Garrett McGowan	1B/OF	L-L	6-4	215	23	Independence, MO	Pittsburg State University
18	553	Isaiah Jackson	OF	L-R	6-3	205	18	Tucson, AZ	Arizona State University
19	583	John Garcia	C	R-R	6-0	190	22	Santiago, D.R.	Grambling State University
20	613	Ryan Wroblewski	C/OF	R-R	6-1	196	23	Naperville, IL	Dallas Baptist University
NDFA	-	Austin Temple	RHP	R-R	6-4	180	23	Miami, FL	University of Notre Dame
NDFA	-	Logan VanWey	RHP	R-R	6-2	205	24	Joplin, MO	Missouri Southern State University

ASTROS MINOR LEAGUE SINGLE-SEASON RECORDS (SINCE 2005)

BATTING					PITCHING				
Category	Record	Player/Level	Year		Category	Record	Player/Team	Year	
Batting Average	.389	Jose Altuve - A+/AA	2011		Wins	14	Tip Fairchild - A/A+	2006	
Hits	183	J.D. Martinez - A/AA	2010		ERA (Min. 100 IP)	1.88	Joe Musgrove - AA/A+/A	2015	
Doubles	48	Jake Goebbert - A	2010		Innings Pitched	177.1	Andy Van Hekken - AAA	2010	
Home Runs	37	George Springer - AA/AAA	2013		Strikeouts	171	Josh James - AAA/AA	2018	
Runs	121	Tony Kemp - A+/AA	2014						
RBI	127	AJ Reed - A+/AA	2015						
Stolen Bases	101	Delino DeShields - A/A+	2012						

MLB.COM TOP 30

- | | | |
|-----------------------|-----------------------------|-------------------------|
| 1. RHP Hunter Brown | 11. RHP Spencer Arrighetti | 21. RHP Forrest Whitley |
| 2. C/1B Yainer Diaz | 12. RHP Miguel Ullola | 22. OF Logan Cerny |
| 3. OF Drew Gilbert | 13. RHP Misael Tamarez | 23. OF Luis Baez |
| 4. OF Jacob Melton | 14. INF Will Wagner | 24. OF Quincy Hamilton |
| 5. OF Colin Barber | 15. RHP Jaime Melendez | 25. RHP Shawn Dubin |
| 6. OF Ryan Clifford | 16. 3B/OF Joe Perez | 26. RHP Edinson Batista |
| 7. C Korey Lee | 17. RHP Andrew Taylor | 27. RHP Michael Knorr |
| 8. OF/2B Pedro Leon | 18. OF/1B/2B Joey Loperfido | 28. SS Camilo Diaz |
| 9. OF Justin Dirden | 19. OF Kenni Gomez | 29. RHP Jose Fleury |
| 10. LHP Colton Gordon | 20. OF Kenedy Corona | 30. OF/3B Corey Julks |



Miguel Ullola ranks as the Astros #12 prospect following a stellar 2022 in Fayetteville with 120 K's in 72.0 innings.

2022 IN REVIEW



Player	AVG	G	AB	PA	R	H	TB	2B	3B	HR	RBI	BB	SO	SB	CS	OBP	SLG	OPS
Alvarez, Jose	.333	23	78	91	13	26	35	4	1	1	12	13	19	5	1	.429	.449	.878
Brockhouse, Walker	.000	4	3	3	0	0	0	0	0	0	0	0	3	0	0	.000	.000	.000
Cerny, Logan	.253	86	316	372	59	80	149	16	4	15	54	47	110	35	7	.360	.472	.832
Clifford, Ryan	.268	12	41	51	5	11	16	2	0	1	5	10	15	0	0	.412	.390	.802
Cole, Zach	.211	28	95	117	10	20	31	5	0	2	11	16	31	15	3	.359	.326	.685
Corona, Kenedy	.261	45	165	188	32	43	81	9	1	9	30	21	43	8	2	.346	.491	.837
Dezenzo, Zach	.255	27	102	117	13	26	41	3	0	4	15	12	37	4	0	.342	.402	.744
Espinosa, Rolando	.143	8	21	25	1	3	4	1	0	0	0	3	10	4	1	.280	.190	.470
Garcia, John	.174	8	23	26	1	4	7	3	0	0	3	0	11	0	0	.269	.304	.573
Gilbert, Drew	.238	6	21	22	4	5	8	0	0	1	2	1	0	3	1	.273	.381	.654
Guilamo, Freddy	.120	55	183	199	14	22	42	5	0	5	14	14	84	1	1	.186	.230	.416
Hallmark, Jaxon	.201	61	199	237	24	40	54	4	2	2	15	31	92	20	5	.321	.271	.592
Hamilton, Quincy	.291	36	134	160	22	39	65	8	0	6	19	20	27	8	0	.400	.485	.885
Loftin, Jackson	.179	23	78	91	9	14	25	3	1	2	9	9	26	6	1	.297	.321	.618
Loperfido, Joey	.304	82	296	348	51	90	140	17	3	9	45	40	76	30	9	.399	.473	.872
Machandy, Roilan	.000	1	4	4	0	0	0	0	0	0	0	0	2	0	0	.000	.000	.000
Mascai, Victor	.216	65	204	242	29	44	83	12	0	9	32	36	80	2	0	.331	.407	.738
McGowan, Garrett	.115	26	87	101	7	10	13	3	0	0	8	7	30	0	0	.228	.149	.377
Melton, Jacob	.324	19	71	86	11	23	41	6	0	4	13	11	20	4	2	.424	.577	1.001
Molina, Leosdany	.214	116	457	501	54	98	136	16	2	6	37	32	113	22	5	.277	.298	.575
Orr, Cody	.192	78	261	310	34	50	65	7	1	2	14	37	90	25	5	.313	.249	.562
Palma, Miguel	.224	58	205	238	28	46	75	11	0	6	29	26	40	0	0	.324	.366	.690
Price, Collin	.290	19	62	70	7	18	29	5	0	2	10	7	17	0	0	.371	.468	.839
Ramirez, Yeuris	.199	70	216	254	25	43	69	6	1	6	25	25	97	12	4	.311	.319	.630
Rivas, Rainier	.152	40	138	146	10	21	36	3	0	4	13	7	52	1	0	.199	.261	.460
Sacco Jr., Tommy	.198	25	96	107	14	19	31	4	1	2	6	11	26	7	1	.280	.323	.603
Whitaker, Tyler	.187	122	460	515	48	86	144	19	3	11	54	41	180	16	4	.266	.313	.579
Williams, Justin	.244	43	160	181	20	39	56	8	0	3	20	17	55	0	1	.320	.350	.670
Wrobleksi, Ryan	.167	18	60	70	3	10	14	4	0	0	2	6	22	0	0	.271	.233	.504
Total Team	.220	130	4236	4872	548	930	1490	184	20	112	497	500	1408	228	53	.315	.352	.667

2022 Final Pitching Statistics																		
Player	W	L	ERA	G	GS	CG	SHO	SV	IP	H	R	ER	HR	HB	BB	SO	WHIP	WP
Barry, Shea	0	6	8.68	20	8	0	0	0	57.0	67	65	55	6	14	53	51	2.11	15
Batista, Edinson	8	3	2.60	21	8	0	0	0	93.1	59	30	27	3	6	43	113	1.09	12
Bellozo, Valente	3	2	1.73	10	5	0	0	0	41.2	28	10	8	1	0	17	43	1.08	2
Belances, Jose	1	0	2.38	6	0	0	0	3	11.1	4	3	3	0	3	10	22	1.24	1
Blubaugh, A.J.	2	1	4.85	3	1	0	0	0	13.0	11	7	7	0	1	3	20	1.08	0
Brockhouse, Walker	0	1	2.57	3	0	0	0	0	7.0	6	3	2	0	1	3	4	1.29	0
Calderon, Carlols	4	6	4.13	26	14	0	0	0	104.2	86	57	48	9	10	60	113	1.39	20
Coats, Jacob	2	1	1.84	7	0	0	0	0	14.2	10	7	3	1	0	11	21	1.43	1
Cobos, Franny	1	1	1.98	4	2	0	0	0	13.2	5	3	3	0	0	5	18	0.73	0
DeLabio, Jacob	1	3	2.45	16	0	0	0	2	22.0	20	9	6	1	1	11	26	1.41	4
DeVos, Nolan	2	0	1.50	4	1	0	0	0	12.0	7	2	2	0	1	6	21	1.08	0
Foggo, Ian	0	0	3.60	4	0	0	0	1	5.0	3	3	2	0	0	11	14	2.80	0
Ford, Kasey	2	2	5.73	22	0	0	0	2	33.0	30	22	21	4	6	19	44	1.48	9
Garcia, Freylin	3	0	5.20	18	0	0	0	2	27.2	28	18	16	0	1	14	34	1.52	13
Garcia, Ronny	0	0	0.49	10	0	0	0	1	18.1	8	1	1	0	1	9	12	0.93	3
Gillis, Brett	0	0	0.00	2	0	0	0	0	2.2	0	0	0	0	0	3	4	1.13	1
Gordon, Colton	0	0	2.21	5	3	0	0	0	20.1	13	5	5	1	0	3	27	0.79	0
Guilfoil, Tyler	0	0	0.00	4	1	0	0	2	11.2	4	0	0	0	0	5	21	0.77	0
Gusto, Ryan	2	0	2.63	5	4	0	0	0	24.0	15	9	7	1	2	8	24	0.96	1
James, Josh	0	0	0.00	2	2	0	0	0	2.0	0	0	0	0	0	0	6	0.00	0
Jaquez, Ernesto	0	2	2.45	4	2	0	0	1	18.1	9	6	5	1	1	8	29	0.93	0
Kouba, Rhett	1	0	2.40	4	3	0	0	0	15.0	11	4	4	1	0	5	20	1.07	1
Matthews, Zack	2	4	9.12	14	4	0	0	0	25.2	23	29	26	5	5	26	39	1.91	11
Mejias, Cristian	4	1	2.45	10	5	0	0	0	44.0	29	12	12	3	3	16	51	1.02	1
Miley, Deylen	3	8	4.64	24	15	0	0	0	83.1	70	49	43	5	5	59	111	1.55	15
Plumlee, Peyton	0	0	0.00	1	0	0	0	0	1.2	1	1	0	0	0	0	2	0.60	0
Ramirez, Yeuris	0	0	13.50	2	0	0	0	0	1.1	3	2	2	0	1	1	0	3.00	0
Reina, Fabricio	3	3	6.75	26	0	0	0	0	28.0	26	30	21	2	2	23	33	1.75	8
Salgado, Bryant	6	7	4.75	23	13	0	0	0	89.0	92	58	47	8	4	42	86	1.51	6
Santa, Alimber	0	0	---	1	0	0	0	0	0.0	1	1	1	0	0	2	0	---	0
Santos II, Alex	0	11	5.99	23	14	0	0	1	82.2	74	61	55	15	1	37	104	1.34	14
Schroeder, Jayson	0	5	8.23	29	0	0	0	3	27.1	27	32	25	1	7	61	23	3.22	22
Scrubb, Andre	0	1	4.05	5	0	0	0	0	6.2	4	3	3	0	0	4	8	1.20	1
Swanson, Nic	3	4	4.99	24	12	0	0	0	83.0	78	48	46	13	5	50	93	1.54	10
Temple, Austin	0	0	10.80	4	0	0	0	1	3.1	4	4	4	2	1	0	4	1.20	1
Ullola, Miguel	2	2	3.25	22	11	0	0	2	72.0	39	30	26	3	7	55	120	1.31	13
Wenzel, Palmer	0	1	6.94	8	0	0	0	1	11.2	10	10	9	1	0	9	8	1.63	1
Whitley, Forrest	0	0	0.00	2	2	0	0	0	5.0	1	0	0	0	0	0	7	0.20	0
Team Total	55	75	4.33	130	130	0	9	22	1133.0	906	634	545	87	89	692	1376	1.41	186

2022 DAY-BY-DAY

G#	Date	Opp.	Start	WL	Pos. / G+-	Win / Loss / Save	Time	Att.
1	4/8	@ KAN	L, 6-5 (13)	0-1	T-2nd, -1.0 GB	Schoenle (1-0) / Schroeder (0-1) / -	3:52	4,172
2	4/9	@ KAN	L, 16-8	0-2	T-4th, -2.0 GB	Valles (1-0) / Santos (0-1) / -	3:33	3,056
3	4/10	@ KAN	L, 18-7	0-3	6th, -3.0 GB	Messer (1-0) / Salgado (0-1) / -	3:43	2,239
4	4/12	vs. SAL	L, 11-7 (11)	0-4	6th, -4.0 GB	Webb (1-0) / Reina (0-1) / -	4:22	4,973
5	4/13	vs. SAL	W, 7-6	1-4	6th, -3.0 GB	Betances (1-0) / Tellier (0-1) / -	3:07	2,065
6	4/14	vs. SAL	L, 9-4	1-5	6th, -4.0 GB	Gonzalez (1-0) / Jaquez (0-1) / -	3:17	2,329
7	4/15	vs. SAL	L, 11-3	1-6	6th, -4.0 GB	Campbell (1-0) / Miley (0-1) / -	3:20	4,218
8	4/16	vs. SAL	L, 5-3	1-7	6th, -4.5 GB	Suero (1-0) / Salgado (0-2) / -	2:21	4,531
9	4/17	vs. SAL	W, 8-4	2-7	6th, -4.0 GB	Gusto (1-0) / De La Rosa (0-1) / Betances (1)	2:19	2,572
10	4/19	@ AUG	L, 8-6	2-8	6th, -5.0 GB	Acuna (1-0) / Swanson (0-1) / Griswold	3:04	4,156
11	4/20	@ AUG	W, 3-1	3-8	6th, -4.0 GB	Calderon (1-0) / Salinas (0-1) / Jaquez (1)	3:17	2,329
12	4/21	@ AUG	W, 7-1	4-8	6th, -3.0 GB	Miley (1-1) / Smnith-Shawver (0-1) / -	2:56	4,797
13	4/22	@ AUG	L, 5-2	4-9	6th, -4.0 GB	De La Cruz (1-0) / Cobos (0-1) / -	2:25	5,469
14	4/23	@ AUG	W, 6-2	5-9	T-5th, -4.0 GB	Batista (1-0) / Rodríguez (0-1) / Betances (2)	2:43	4,013
15	4/24	@ AUG	L, 6-5	5-10	6th, -5.0 GB	Griswold (1-1) / Reina (0-2) / -	2:43	4,013
16	4/27	vs. KAN	L, 4-2	5-11	6th, -5.5 GB	Owen (3-0) / Jaquez (0-2) / Veras (1)	2:41	4,582
17	4/28	vs. KAN	W, 2-1 (7)	6-11	6th, -5.0 GB	Miley (2-1) / Simas (1-1) / Schroeder (1)	1:47	
18	4/28	vs. KAN	L, 3-0 (7)	6-12	6th, -6.0 GB	Mena (1-1) / Santos II (0-2) / Green (1)	1:39	3,214
19	4/29	vs. KAN	W, 2-1	7-12	T-5th, -6.0 GB	Cobos (1-1) / Messer (1-1) / -	2:02	4,904
20	4/30	vs. KAN	W, 2-1	8-12	5th, -6.0 GB	Gusto (2-0) / Sommer (0-2) / Garcia (1)	2:06	4,750
21	5/1	vs. KAN	L, 9-5	8-13	5th, -7.0 GB	Plymell (1-0) / Matthews (0-1) / -	3:03	3,105
22	5/3	@ CSC	L, 1-0	8-14	6th, -7.0 GB	Snyder (2-0) / Schroeder (0-2) / -	2:15	4,048
23	5/4	@ CSC	W, 3-2	9-14	5th, -7.0 GB	Coats (1-0) / Cortorreal (0-1) / Betances (3)	2:52	2,421
24	5/5	@ CSC	L, 6-2	9-15	5th, -8.0 GB	Vernon (2-0) / Salgado (0-3) / Whitten (3)	2:17	3,211
25	5/6	@ CSC	L, 4-8	9-16	T-5th, -8.5 GB	Munoz (3-1) / Matthews (0-2) / -	2:37	4,368
26	5/7	@ CSC	L, 6-1	9-17	T-5th, -9.5 GB	Galue (2-0) / Batista (1-1) / -	2:09	4,073
27	5/8	@ CSC	L, 6-0	9-18	6th, -10.0 GB	Fernandez (2-0) / Calderon (1-1) / -	2:25	3,499
28	5/10	vs. CAR	L, 2-1 (11)	9-19	6th, -10.0 GB	Vassalotti (5-0) / Coats (1-1) / -	2:42	2,171
29	5/11	vs. CAR	W, 2-0	10-19	T-5th, -10.0 GB	Salgado (1-3) / Puello (2-4) / -	1:56	1,957
30	5/12	vs. CAR	W, 7-2	11-19	5th, -9.0 GB	Reina (1-2) / Cornielle (0-4) / -	2:43	2,114
31	5/13	vs. CAR	L, 5-4 (10)	11-20	5th, -10.0 GB	Vassalotti (5-0) / Schroeder (0-3) / -	2:46	4,632
32	5/14	vs. CAR	W, 8-6	12-20	5th -9.0 GB	Coats (2-1) / Figueroa (0-1) / -	2:39	4,445
33	5/15	vs. CAR	L, 12-6	12-21	5th, -10.0 GB	Montero (2-0) / Miley (2-2) / -	3:15	3,811
34	5/17	@ KAN	W, 10-6	13-21	5th, -10.0 GB	Ford (1-0) / Edwards (0-1) / -	3:07	2,043
35	5/18	@ KAN	W, 2-1	14-21	5th, -10.0 GB	Mejias (1-0) / Acevedo (0-1) / Foggo (1)	2:18	3,954
36	5/19	@ KAN	W, 5-4	15-21	5th, -10.0 GB	Garcia (1-0) / Coffey (2-2) / -	2:42	3,244
37	5/20	@ KAN	W, 13-2	16-21	5th, -10.0 GB	Calderon (2-1) / Messer (2-2) / -	2:57	3,672
38	5/21	@ KAN	W, 9-5	17-21	T-4th, -10.0 GB	Ford (2-0) / Plymell (1-2) / -	2:51	4,329
39	5/22	@ KAN	W, 8-7	18-21	4th, -10.0 GB	Salgado (2-3) / Owen (2-2) / -	2:43	3,647
40	5/24	@ DE	L, 4-3 (10)	18-22	4th, -11.0 GB	Leath (1-1) / Swanson (0-2) / -	2:19	988
41	5/25	@ DE	L, 3-2	18-23	4th, -12.0 GB	Webb (2-2) / Batista (1-2) / -	2:14	1,057
42	5/26	@ DE	W, 5-3 (10)	19-23	4th, -11.5 GB	F.Garcia (2-0) / Hoopli-Tuionetoa (1-2) / -	2:39	1,173
43	5/27	@ DE	L, 4-3	19-24	4th, -13.0 GB	McDowell (2-1) / Santos II (0-3) / -	2:06	1,180
44	5/28	@ DE	L, 4-3	19-25	4th, -14.0 GB	Kindreich (3-1) / Matthews (0-3) / Tejada (2)	2:14	1,968
45	5/29	@ DE	L, 5-1	19-26	4th, -14.0 GB	Santos (2-0) / Mejias (1-1) / -	2:02	1,365
46	5/31	vs. FBG	W, 9-0	20-26	4th, -13.0 GB	Kouba (1-0) / Caceres (3-3) / -	2:36	2,478
47	6/1	vs. FBG	L, 13-9	20-27	4th, -14.0 GB	Alvarez (1-3) / Barry (0-1) / -	3:03	2,229
48	6/2	vs. FBG	L, 6-0	20-28	4th, -15.0 GB	Theophile (5-1) / Santos II (0-4) / -	2:22	2,338
49	6/3	vs. FBG	W, 3-0	21-28	4th, -14.5 GB	Salgado (3-3) / Lara (1-3) / Ullola (1)	1:57	4,747
50	6/4	vs. FBG	W, 11-5	22-28	4th, -14.0 GB	Matthews (1-3) / Rutledge (0-4) / -	2:40	5,573
51	6/5	vs. FBG	W, 6-5	23-28	4th, -13.0 GB	Batista (2-2) / Perez (0-2) / -	2:29	3,319
52	6/7	@ DEL	W, 13-7	24-28	4th, -13.0 GB	F.Garcia (3-0) / Vargas (0-1) / -	2:59	865
53	6/8	@ DEL	L, 3-2	24-29	4th, -13.5 GB	De Los Santos (2-6) / Santos II (0-5) / -	2:09	2,001
54	6/9	@ DEL	W, 15-5	25-29	4th, -12.0 GB	Salgado (4-3) / Long (1-2) / -	3:14	909
55	6/10	@ DEL	W, 7-1	26-29	4th, -12.0 GB	Mejias (2-1) / Chace (0-3) / -	2:27	4,477
56	6/11	@ DEL	W, 6-2 (7)	27-29	4th, -12.0 GB	Swanson (1-2) / Grady (3-4) / -	2:04	4,705
6/12	@ DEL				GAME CANCELED DUE TO RAIN			
57	6/14	vs. KAN	L, 1-0	27-30	4th, -13.5 GB	Plagge (1-1) / Calderon (2-2) / -	2:17	2,574
58	6/15	vs. KAN	L, 8-1	27-31	4th, -14.5 GB	Gosswein (1-3) / Santos II (0-6) / -	2:32	2,341
59	6/17	vs. KAN	L, 2-1	27-32	4th, -15.0 GB	Coffey (3-2) / Salgado (4-4) / Plymell (3)	2:14	4,268
60	6/18	vs. KAN	W, 5-3 (7)	28-32	4th, -14.5 GB	Matthews (2-3) / Owen (3-6) / DeLabio (1)	1:54	-
61	6/18	vs. KAN	W, 8-2 (7)	29-32	4th, -14.5 GB	Reina (2-2) / Kelly (0-3) / -	2:17	4,499
62	6/19	vs. KAN	W, 4-3	30-32	4th, -13.5 GB	Batista (3-2) / Sommer (2-5) / F.Garcia (2)	2:24	4,231
63	6/21	vs. AUG	L, 2-1	30-33	4th, -14.5 GB	Neikro (7-0) / Calderon (2-3) / Alejandro (1)	2:18	2,429
64	6/22	vs. AUG	L, 4-2	30-34	4th, -15.5 GB	Montilla (1-0) / Ford (2-1) / Griswold (5)	2:37	2,378
65	6/23	vs. AUG	W, 9-8	31-34	4th, -15.5 GB	Swanson (2-2) / Anglin (3-5) / Schroeder (2)	2:51	2,649

END OF FIRST HALF

G#	Date	Opp.	Score	Record	Pos. / G+-	Win / Loss / Save	Time	Att.
66	6/24	vs. AUG	W, 6-5	32-34	T-1st, 0.0 GB	Mejias (2-1) / Acuna (1-1) / -	2:36	4,837
67	6/25	vs. AUG	L, 13-9 (10)	32-35	T-2nd, -1.0 GB	Griswold (3-2) / Wenzel (0-1) / -	3:17	3,773
68	6/26	vs. AUG	L, 10-3	32-36	T-4th, -1.0 GB	Strickland (1-0) / Barry (0-2) / -	3:00	2,997
69	6/28	@ CAR	L, 8-5	32-37	T-5th, -2.0 GB	Montero (4-0) / Reina (2-3) / Vassalotti (4)	2:38	1,092
70	6/29	@ CAR	W, 8-5	33-37	T-3rd, -2.0 GB	Salgado (5-4) / Cornielle (2-3) / Wenzel (1)	2:52	826
71	6/30	@ CAR	L, 2-1 (10)	33-38	T-4th, -3.0 GB	Morales (2-3) / DeLabio (0-1) / -	2:40	1,589
72	7/1	@ CAR	L, 5-2	33-39	T-4th, -4.0 GB	Cruz (3-2) / Miley (2-3) / Vassalotti (1)	2:17	4,888
73	7/2	@ CAR	L, 4-3	33-40	T-4th, -5.0 GB	Jimenez (2-3) / Barry (0-3) / -	2:03	5,582
74	7/3	@ CAR	L, 4-3 (10)	33-41	T-5th, -6.0 GB	Vassalotti (8-1) / DeLabio (0-2) / -	2:54	5,208
75	7/4	vs. DE	L, 9-3	33-42	T-5th, -7.0 GB	Collyer (4-2) / Santos II (0-7) / -	2:39	6,482
76	7/6	vs. DE	W, 3-2	34-42	5th, -6.0 GB	Mejias (4-1) / Cornieli (1-3) / -	2:26	2,385
77	7/7	vs. DE	W, 7-4	35-42	5th, -5.5 GB	Batista (4-2) / Mejia (0-1) / Schroeder (3)	2:43	2,520
78	7/9	vs. DE	L, 13-1	35-42	5th, -6.5 GB	Bratt (3-2) / Miley (2-4) / Stephan (1)	2:49	3,691
79	7/10	vs. DE	L, 2-0	35-43	5th, -6.5 GB	Santos (4-3) / Santos II (0-8) / Leath (1)	2:21	3,172
80	7/12	@ MB	W, 5-2	36-43	5th, -6.0 GB	Salgado (6-4) / Gonzalez (1-1) / -	2:09	4,950
81	7/13	@ MB	W, 3-1	37-43	5th, -5.5 GB	Ullola (1-0) / Gonzalez (1-4) / -	2:15	3,888
82	7/14	@ MB	L, 11-4	37-45	5th, -5.5 GB	Gallardo (5-6) / Miley (2-5) / -	2:40	3,186
83	7/15	@ MB	L, 2-0	37-46	T-5th, -5.5 GB	Scalzo Jr. (3-3) / Batista (4-3) / Hernandez (2)	2:12	4,808
84	7/16	@ MB	L, 7-2	37-47	6th, -6.5 GB	Cabrera (1-1) / Calderon (2-4) / -	2:49	4,569
85	7/17	@ MB	L, 5-0 (no-hitter)	37-48	6th, -6.5 GB	Rodriguez (5-1) / Salgado (6-5) / -	2:23	6,299
86	7/22	@ KAN	W, 10-5	38-48	6th, -5.5 GB	Batista (5-3) / Gosswin (3-5) / -	2:49	2,506
87	7/23	@ KAN	L, 5-4	38-49	6th, -6.5 GB	Coffey (4-2) / Ford (2-2) / Jenkins (1)	2:55	3,818
88	7/24	@ KAN	L, 11-1	38-50	6th, -7.5 GB	Dollander (5-0) / Calderon (2-5) / -	2:32	1,613
89	7/26	vs. CAR	L, 7-3	38-51	6th, -8.5 GB	Cornielle (6-7) / Barry (0-4) / -	2:40	2,792
90	7/27	vs. CAR	L, 7-5	38-52	6th, -8.5 GB	Olguin (2-2) / Miley (2-6) / Figueroa (1)	2:55	2,401
91	7/28	vs. CAR	W, 5-1	39-52	6th, -8.5 GB	Batista (6-3) / Cruz (3-5) / Santos II (1)	2:17	3,129
92	7/29	vs. CAR	W, 2-1	40-52	6th, -7.5 GB	Ullola (2-0) / Jimenez (3-5) / Ford (1)	2:35	4,023
93	7/30	vs. CAR	W, 3-2	41-52	6th, -6.5 GB	Calderon (3-5) / Vassalotti (8-2) / -	2:45	3,419
94	7/31	vs. CAR	L, 5-4 (10)	41-53	6th, -7.5 GB	Guerrero (1-0) / DeLabio (0-3) / Jordan (1)	2:56	2,689
95	8/2	@ SAL	W, 8-4	42-53	6th, -7.5 GB	Miley (3-6) / Cepeda (2-2) / -	3:00	1,557
96	8/3	@ SAL	W, 8-6	43-53	6th, -7.0 GB	Batista (7-3) / Lucas (0-1) / DeLabio (2)	3:08	1,827
97	8/4	@ SAL	L, 6-0	43-54	6th, -8.0 GB	Bastardo (3-3) / Ullola (2-1) / Cruz (2)	2:37	3,937
98	8/6	@ SAL	L, 8-6	43-55	6th, -8.5 GB	Guerrero (3-3) / Salgado (6-6) / -	2:39	4,146
99	8/7	@ SAL	W, 6-5 (7)	44-55	6th, -8.0 GB	Reina (3-3) / Dobbins (0-3) / -	2:07	-
100	8/7	@ SAL	W, 3-2 (7)	45-55	6th, -8.0 GB	DeLabio (1-3) / Cepeda (2-3) / Ford (2)	2:01	2,722
101	8/9	vs. DE	W, 6-5	46-55	6th, -8.0 GB	Swanson (3-2) / Lockhart (2-3) / -	2:30	2,816
102	8/10	vs. DE	L, 2-1 (7)	46-56	6th, -8.5 GB	Santos (6-4) / Santos II (0-9) / Wynyard (2)	1:49	2,000
103	8/10	vs. DE	W, 5-0 (7)	47-56	6th, -7.5 GB	Batista (8-3) / Cornieli (1-5) / -	1:53	2,205
104	8/11	vs. DE	L, 2-1	47-57	6th, -8.0 GB	MacLean (2-0) / Ullola (2-2) / Hoopii-Tuionetoa (6)	2:25	2,881
105	8/12	vs. DE	L, 8-5	47-58	6th, -8.0 GB	Mendoza (4-1) / Calderon (3-6) / -	2:37	4,399
106	8/13	vs. DE	L, 6-4	47-59	6th, -8.5 GB	Rodriguez (1-0) / Barry (0-5) / Lockhart (1)	2:34	5,985
107	8/14	vs. DE	L, 6-4 (10)	47-60	6th, -9.0 GB	Hoopii-Tuionetoa (3-3) / Schroeder (0-4) / -	2:46	3,011
108	8/16	@ CAR	L, 6-0	47-61	6th, -10.5 GB	Garabitos (4-0) / Santos II (0-10) / -	2:21	704
109	8/17	@ CAR	L, 6-5	47-62	6th, -11.5 GB	Guerrero (2-1) / Salgado (6-7) / De La Cruz (1)	2:36	2,006
110	8/18	@ CAR	L, 10-5	47-63	6th, -12.0 GB	Pena (3-0) / Barry (0-6) / Jordan (5)	2:40	4,087
111	8/19	@ CAR	L, 10-9	47-64	6th, -12.0 GB	Vallecillo (1-2) / Miley (3-7) / Vassalotti (6)	2:21	3,869
112	8/20	@ CAR	L, 3-1	47-65	6th, -13.0 GB	Cornielle (9-7) / Salgado (1-1) / -	2:36	4,075
113	8/21	@ CAR	L, 6-2	47-66	6th, -14.0 GB	Guerrero (3-1) / Santos II (0-11) / Pena (1)	2:19	1,346
114	8/23	vs. CSC	L, 5-3	47-67	6th, -15.0 GB	Ayala Jr. (1-1) / Bellozo (0-2) / Snyder (8)	2:31	2,035
115	8/24	vs. CSC	W, 3-0	48-67	6th, 14.0 GB	DeVos (1-0) / Peoples (5-5) / Guilfoil (1)	2:22	2,278
116	8/25	vs. CSC	L, 12-3	48-68	6th, -15.0 GB	Cortoreal (4-1) / Blubaugh (0-1) / -	3:22	2,441
117	8/26	vs. CSC	L, 7-1	48-69	6th, -16.0 GB	Goss (4-5) / Swanson (3-3) / -	2:20	5,501
118	8/27	vs. CSC	L, 3-2	48-70	6th, -17.0 GB	Jimenez (10-4) / Miley (3-8) / Gacia (2)	2:42	3,872
119	8/28	vs. CSC	W, 4-3	49-70	6th, -16.5 GB	Bellozo (1-2) / Snyder (6-2) / -	2:32	3,221
120	8/30	@ DE	L, 10-4	49-71	6th, -16.0 GB	Bratt (5-4) / Matthews (2-4) / -	3:03	1,112
121	8/31	@ DE	W, 6-0	50-71	6th, -16.5 GB	Calderon (4-6) / Santos (7-6) / R. Garcia (1)	2:16	1,098
122	9/1	@ DE	W, 7-4	51-71	6th, -16.0 GB	Blubaugh (1-1) / Teodo (3-5) / Temple (1)	3:02	1,327
123	9/2	@ DE	L, 5-1	51-72	6th, -16.0 GB	Collyer (6-4) / Scrubbs (0-1) / Serrano (1)	2:25	1,833
124	9/3	@ DE	W, 7-0	52-72	6th, -16.0 GB	Bellozo (2-2) / Gessner (2-3) / Ullola (2)	2:40	2,039
125	9/4	@ DE	L, 3-1	52-73	6th, -16.0 GB	Lockhart (3-3) / Schroeder (0-5) / Hoopii-Tuionetoa (8)	2:37	1,705
126	9/6	vs. LYN	L, 4-3	52-74	6th, -17.0 GB	Webb (1-1) / Swanson (3-4) / Gervacio (1)	2:32	2,101
127	9/7	vs. LYN	W, 3-0	53-74	6th, -17.0 GB	Blubaugh (2-1) / Johnston (4-6) / -	2:21	2,744
128	9/8	vs. LYN	L, 4-1	53-75	6th, -18.0 GB	Richardson (2-3) / Brookhouse (0-1) / Vinicio (5)	2:25	3,011
129	9/9	vs. LYN	W, 4-3	54-75	6th, -18.0 GB	Bellozo (3-2) / Aleman (3-10) / -	3:09	6,711
130	9/11	vs. LYN	W, 3-0	55-75	6th, -18.0 GB	DeVos (2-0) / Vasquez (1-1) / Guilfoil (2)	2:09	4,522
END OF SEASON								

FRONT OFFICE

THE WOODPECKERS

MEDIA INFORMATION

HOUSTON ASTROS

2022 IN REVIEW

OPPONENTS

WOODPECKERS HISTORY

FAYETTEVILLE PRO BASEBALL

2022 TRANSACTIONS

#	Date	Add/Delete	Player	Position	To	#	Date	Add/Delete	Player	Position	To
1	4/12	Delete	Miguel Ullola	RHP	Injured List	81	8/27	Add	Andre Scrubb	RHP	Fayetteville
2	4/13	Add	Edinson Batista	RHP	Fayetteville	82	8/29	Delete	Peyton Plumlee	RHP	Injured List
3	4/13	Add	Franny Cobos	RHP	Fayetteville	83	8/31	Add	Brett Gillis	RHP	Fayetteville
4	4/13	Delete	Alimber Santa	RHP	Injured List	84	9/2	Delete	Rolando Espinosa	INF	Sugar Land
5	4/17	Add	Ronny Garcia	RHP	Fayetteville	85	9/9	Add	Rolan Machandy	INF	Fayetteville
6	4/26	Delete	Jacob DeLabio	RHP	Injured List						
7	4/28	Delete	Ernesto Jaquez	RHP	Asheville						
8	4/28	Delete	Ronny Garcia	RHP	Extended Spring						
9	4/28	Add	Kasey Ford	RHP	Fayetteville						
10	5/1	Add	Miguel Ullola	RHP	Fayetteville						
11	5/6	Delete	Jose Belances	RHP	Corpus Christi						
12	5/9	Add	Ian Foggo	RHP	Fayetteville						
13	5/9	Delete	Ryan Gusto	RHP	Asheville						
14	5/9	Delete	Franny Cobos	RHP	Asheville						
15	5/10	Add	Shea Barry	RHP	Fayetteville						
16	5/10	Add	Christian Mejias	RHP	Fayetteville						
17	5/14	Delete	Cody Orr	OF	Injured List						
18	5/17	Delete	Jacob Coats	RHP	Asheville						
19	5/17	Add	Rhett Kouba	RHP	Fayetteville						
20	5/21	Add	Cody Orr	INF	Fayetteville						
21	5/24	Delete	Quincy Hamilton	OF	Asheville						
22	5/27	Add	Rainier Rivas	OF	Fayetteville						
23	6/2	Add	Justin Williams	INF	Fayetteville						
24	6/4	Delete	Ian Foggo	RHP	Extended						
25	6/6	Delete	Rhett Kouba	RHP	Asheville						
26	6/6	Add	Palmer Wenzel	RHP	Fayetteville						
27	6/15	Delete	Kenedy Corona	OF	Asheville						
28	6/15	Add	Jacob DeLabio	RHP	Fayetteville						
29	6/17	Delete	Kasey Ford	RHP	Asheville						
30	6/17	Delete	Fabricao Reina	RHP	Asheville						
31	6/18	Add	Kasey Ford	RHP	Fayetteville						
32	6/18	Add	Fabricao Reina	RHP	Fayetteville						
33	6/22	Add	Forrest Whitley	RHP	Fayetteville						
34	7/2	Delete	Freylin Garcia	RHP	Corpus Christi						
35	7/3	Add	Rolando Espinosa	INF	Fayetteville						
36	7/11	Delete	Christian Mejias	RHP	Asheville						
37	7/13	Add	Valente Belkzo	RHP	Fayetteville						
38	7/13	Delete	Rolando Espinosa	INF	FCL Astros						
39	7/18	Delete	Palmer Wenzel	RHP	Released						
40	7/20	Delete	Zack Matthews	RHP	Injured List						
41	7/21	Delete	Miguel Palma	C	Asheville						
42	7/21	Add	Jose Alvarez	C	Fayetteville						
43	7/21	Add	Colton Gordon	LHP	Fayetteville						
44	8/1	Delete	Joey Loperfido	OF	Asheville						
45	8/1	Add	Collin Price	C/OF	Fayetteville						
46	8/8	Add	Drew Gilbert	OF	Fayetteville						
47	8/8	Add	Zach Cole Jr.	OF	Fayetteville						
48	8/8	Delete	Freddy Guilamo	C	FCL Astros						
49	8/8	Delete	Justin Williams	INF	Asheville						
50	8/8	Add	Jackson Loftin	INF	Fayetteville						
51	8/8	Delete	Victor Mascari	1B/OF	Released						
52	8/8	Add	Garrett McGowan	1B	Fayetteville						
53	8/8	Add	Ryan Wrobleski	C	Fayetteville						
54	8/8	Add	Zach Dezenzo	INF	Fayetteville						
55	8/8	Add	Tommy Sacco	INF	Fayetteville						
56	8/8	Delete	Rainier Rivas	OF	Released						
57	8/8	Delete	Cody Orr	OF/INF	Released						
58	8/8	Delete	Yeuris Ramirez	INF	Released						
59	8/10	Add	Ronny Garcia	RHP	Fayetteville						
60	8/12	Delete	Fabricao Reina	RHP	Released						
61	8/13	Add	Jacob Melton	OF	Fayetteville						
62	8/15	Delete	Jaxon Hallmark	INF/OF	Released						
63	8/22	Delete	Edinson Batista	RHP	Asheville						
64	8/22	Delete	Kasey Ford	RHP	Asheville						
65	8/22	Delete	Colton Gordon	LHP	Asheville						
66	8/22	Delete	Alex Santos	RHP	Development List						
67	8/22	Add	AJ Blubaugh	RHP	Fayetteville						
68	8/22	Add	Peyton Plumlee	RHP	Fayetteville						
69	8/22	Add	Nolan DeVos	RHP	Fayetteville						
70	8/22	Add	Tyler Guilfoil	RHP	Fayetteville						
71	8/22	Delete	Drew Gilbert	OF	Injured List						
72	8/24	Delete	Jose Alvarez	C	Asheville						
73	8/24	Delete	Jacob DeLabio	RHP	Asheville						
74	8/24	Add	John Garcia	C	Fayetteville						
75	8/24	Add	Rolando Espinosa	IF	Fayetteville						
76	8/24	Add	Zack Matthews	RHP	Fayetteville						
77	8/24	Add	Ryan Clifford	OF	Fayetteville						
78	8/24	Add	Walker Brockhouse	RHP	Fayetteville						
79	8/24	Add	Austin Temple	RHP	Fayetteville						
80	8/25	Add	Josh James	RHP	Fayetteville						

Team Miscellaneous

Longest Winning Streak.....	6 (5/17-5/22)(Franchise Record)
Longest Winning Streak, Home.....	5 (6/29-7/2)
Longest Winning Streak, Road.....	6 (5/17-5/22)(Franchise Record)
Longest Losing Streak.....	11 (8/11-8/23)(Franchise Record)
Longest Losing Streak, Home.....	5 (8/11-8/23)
Longest Losing Streak, Road.....	7 (8/16-8/23)
Most Games Over .500.....	
Most Games Under .500.....	22 (48-70/52-74/53-75)
Longest Game, Innings.....	13 (4/8 @ KAN)
Longest Game, Time, 9 Innings.....	3:43 (4/10 @ KAN)
Shortest Game, Time, 9 Innings.....	1:56 (5/11 vs CAR)(Franchise Record)
Largest Margin, Victory.....	11 (13-2, 5/20 @ KAN)
Largest Margin, Loss.....	12 (13-1, 7/9 vs. DE)
Largest Home Crowd.....	6,711 (9/9 vs. LYN)(Franchise Record)
Largest Road Crowd.....	6,299 (7/17 @ MB)
Most Errors, Game.....	4, (5/5 @ CSC)
Most Opposing Errors, Game.....	4 (4/27 vs KAN)
Hottest First Pitch Temp.....	97 degrees, (7/6 vs DE)
Coldest First Pitch Temp.....	50 degrees (4/8 vs. KAN)

Team Batting

Most Runs, Game.....	15, (6/9 @ DEL)
Fewest Runs, Game.....	0, 8x, LAST: (8/3 @ SAL)
Most Runs, Inning.....	7, 2x, LAST: (8th inning, 6/9 @ DEL)
Most Hits, Game.....	16 (6/9 @ DEL)
Fewest Hits, Game.....	0 (7/17 @ MB)
Most Doubles, Game.....	6 (7/22 @ KAN)
Most Triples, Game.....	1, multiple times
Most Home Runs, Game.....	4 (5/22 @ KAN)
Most Consecutive Games with a Home Run.....	6 (5/17 - 5/22)
Most Consecutive Games without a Home Run.....	4 (5/7 - 5/11)
Most Extra-Base Hits, Game.....	8, (5/22 @ KAN)
Most Runners Left on Base, Game.....	12 (4/12 vs SAL)
Most Walks, Game.....	11 (4/21 @ AUG)
Most Strikeouts, Game.....	21 (4/8 vs. KAN)
Fewest Strikeouts, Game.....	4, (6/14 vs KAN)
Most Stolen Bases, Game.....	6 (4/19 @ AUG)

Individual Batting

Most Hits, Game.....	5 (Loperfido, 6/9 @ DEL)
Most Runs, Game.....	4 (Molina, 6/9 @ DEL)
Most Doubles, Game.....	2, 2x, LAST: (Price, 8/3 @ SAL)
Most Triples, Game.....	1 (multiple players)
Most Home Runs, Game.....	2 (Loperfido, 2x, LAST: 7/28 vs CAR)
Most Extra-Base Hits, Game.....	2 (multiple players)
Most RBI, Game.....	5, (Cerny 6/9 @ DEL)
Most Walks, Game.....	4, (Clifford, 8/25 vs CSC)
Most Strikeouts, Game.....	4, 5x, LAST: (Whitaker, 5/15 vs CAR)
Most Stolen Bases, Game.....	3 (Cerny/Orr/Cole)

2022 HIGHS AND LOWS / PITCHING / WALK-OFFS / AWARDS / STANDINGS

Team Pitching/Defense

Fewest Runs Allowed, Game.....	0, 8x, LAST: (9/7 vs LYN)
Most Runs Allowed, Game.....	18 (4/10 @ KAN)
Most Runs Allowed, Inning.....	8 (4/9 @ KAN)
Most Home Runs Allowed, Game.....	5 (7/9 vs DE)
Most Unearned Runs Allowed, Game.....	5, 2x, LAST: (5/5 @ CSC)
Fewest Hits Allowed, Game.....	0 (9/7 vs LYN)
Most Hits Allowed, Game.....	15 (4/10 @ KAN)
Most Strikeouts, Game.....	18, 2x, LAST: (7/27 vs CAR)
Fewest Walks Allowed, Game.....	1, 4x (LAST: 5/11 vs CAR)
Most Walks Allowed, Game.....	14 (4/19 @ AUG)
Most Opponent Stolen Bases, Game.....	6, 4x, LAST: (7/7 vs DE)
Most Wild Pitches, Game.....	5 (4/9 @ KAN)
Most Hit Batters, Game.....	5 (8/25 vs CSC)

Individual Pitching

Most Earned Runs Allowed, Game (Starter).....	8 (Barry, 6/26 vs AUG)
Most Earned Runs Allowed, Game (Reliever).....	7, (Salgado, 7/24 @ KAN)
Most Hits Allowed, Game (Starter).....	7 (Salgado/Barry)
Most Hits Allowed, Game (Reliever).....	9 (Calderon/Blubaugh)
Most Home Runs Allowed, Game (Starter).....	3 (Swanson, 8/26 vs CSC)
Most Home Runs Allowed, Game (Reliever).....	3 (Santos, 8/21 @ CAR)
Most Strikeouts, Game (Starter).....	9, 2x, LAST: (Batista, 7/15 @ MB)
Most Strikeouts, Game (Reliever).....	10 (Jaquez/Batista/Bellozo/Ullola x2)
Most Walks Allowed, Game (Starter).....	7 (Ullola, 8/3 @ SAL)
Most Walks Allowed, Game (Reliever).....	6 (Salgado, 6/9 @ DEL)
Most Innings Pitched, (Starter).....	6.0 (Gusto/Mejias/Santos/Calderon)
Fewest Innings Pitched, Starter.....	0.2, 2x, LAST: (Miley, 7/9 vs. DE)
Most Innings Pitched, Reliever.....	6.0 (Jaquez/Salgado)
Longest Scoreless Innings Streak	19.1 (Batista, 7/28 - 8/21)

WALK-OFF WINS

Date	Batter	Game-Winner	Inning	Score	Opponent
8/28	Tommy Sacco Jr.	2R Home Run	9	4-3	vs. CSC
9/9	Garrett McGowan	RBI Double	11	4-3	vs. LYN

Awards

CAROLINA LEAGUE PITCHER OF THE WEEK

CAROLINA LEAGUE PLAYER OF THE WEEK

Logan Cerny (June 6-12) 10-21, 3 HR, 2 2B, 13 RBI, 7 R, BB,
5 K, 3 SB

CAROLINA LEAGUE OVERALL STANDINGS

NORTH	REC	GB	SOUTH	REC	GB
Fredericksburg (WAS)	75-55	--	Charleston (TB)	88-44	--
Carolina (MIL)	69-62	6.5	Myrtle Beach (CHC)	78-53	9.5
Down East (TEX)	65-66	10.5	Augusta (ATL)	69-62	18.5
Salem (BOS)	64-66	11.0	Kannapolis (CWS)	58-74	30.0
Lynchburg (CLE)	63-68	12.5	Fayetteville (HOU)	55-75	32.0
Delmarva (BAL)	49-81	26.0	Columbia (KC)	52-79	35.5

Woodpeckers RECORD WHEN...

Home	28-36	Out-Hitting Opponent	40-19
Away	26-39	Out-Hit by Opponent...	6-47
Extras	2-9	Hits are Equal	5-7
Double Headers	6-2		
		Game 1 of Series.....	7-14
		Game 2 of Series.....	13-9
vs. LHP	9-11	Game 3 of Series.....	10-11
vs. RHP	45-64	Game 4 of Series.....	7-12
		Game 5 of Series.....	11-13
		Game 6 of Series.....	6-16
Scoring First	34-27	Rubber Match	7-8
Opponent Scores First..	17-45		
		April	8-12
Leading After 6	34-6	May	12-14
Trailing After 6	8-59	June	13-12
Tied After 6	9-9	July	8-15
Leading After 7	36-4	August/September...	13-22
Trailing After 7	1-58		
Tied After 7	7-10	Monday.....	0-1
Leading After 8	42-2	Tuesday	7-13
Trailing After 8	1-57	Wednesday.....	13-9
Tied After 8	3-12	Thursday.....	10-11
		Friday.....	7-12
One-Run Games	19-23	Saturday	11-13
Two-Run Games.....	7-13	Sunday	6-15
Three-Run Games.....	6-6		
Scoring 4 or Fewer ...	17-56		
Scoring 5 or More	34-17		
Series W-L-T.....	4-10-5		
Series Sweeps.....	1-1		

TEAM LEADERS (LEAGUE RANK)

Average	Joey Loperfido, .304 (2nd)
Hits	Leosdany Molina, 98 (18th)
Doubles	Tyler Whitaker, 19 (T-20th)
Triples.....	Logan Cerny, 4 (T-19th)
Home Runs	Logan Cerny, 15 (T-6th)
RBI	Tyler Whitaker/Logan Cerny, 54(T-18th)
Runs	Logan Cerny, 59 (T-24th)
Stolen Bases	Logan Cerny, 35 (11th)
Wins	Edinson Batista, 8 (T-8th)
SV.....	Jose Betances / Jayson Schroeder, 3 (T-24th)
ERA	Edinson Batista, 2.60 (--)
Innings Pitched	Carlos Calderon, 104.2 (9th)
Strikeouts.....	Miguel Ullola, 120 (5th)
Games	Jayson Schroeder, 24 (T-32nd)

WOODPECKERS ALL-TIME (2019-22)

WON: 182 LOST: 207 PCT: .467

EJECTIONS

Date/Opp	Coch/Player	Umpire	Reason
4/14 vs SAL	John Kovalik	Jaylen Goodman	Arguing previous play
4/16 vs SAL	Joe Thon	Charles Welling	Arguing play at the plate
8/10 vs DE	Joe Thon	Korey Gerber	Check swing call
9/4 @ DE	Joe Thon	Chris Jenke	Overturn of game-ending catch
9/9 vs LYN	Joe Thon	Nobu Yasuta	Arguing balls and strikes



Misael Tamarez led the Woodpeckers in strikeout rate in 2021.

OPPONENTS





Augusta GREENJACKETS



187 Railroad Ave
North Augusta, SC 29841
www.greenjacketsbaseball.com
South Division
League Titles: 1989, 1995, 1999, 2008

Phone: (803) 349-9467
Fax: (803) 349-9434
@GreenJackets
2022 Record: 69-62

Front Office

General Manager.....Brandon Greene
Media Contact.....Nathan Strauss (nstrauss@greenjacketsbaseball.com)
Broadcaster.....Nathan Strauss

Field Staff

Manager.....Cody Gabella
Pitching Coach.....Wes McGuire
Hitting Coach.....Connor Narron
Bench Coach.....Francisco Diaz

Braves Top 20 Prospects By MLB.com

1. Jared Shuster, LHP	6. Braden Shawmake, SS	11. Victor Vodnik, RHP	16. Luis Guanipa, OF
2. Owen Murphy, RHP	7. Spencer Schwellenbach, RHP	12. Adam Maier, RHP	17. Brandol Mezquita, OF
3. JR Ritchie, RHP	8. Darius Vines, RHP	13. Cal Conley, SS	18. Diego Benitez, SS
4. AJ Smith-Shawver, RHP	9. Ambioris Tavares, SS	14. Jesse Franklin V, OF	19. Geraldo Quintero, 3B/2B
5. Cole Phillips, RHP	10. Dylan Dodd, LHP	15. Ignacio Alvarez, 3B/SS	20. Seth Keller, RHP

Notable Alumni

Moises Alou	1988
Bronson Arroyo.....	1996
Madison Bumgarner	2008
Jason Kendall.....	1993
Jon Lester.....	2003
Aramis Ramirez.....	1996
Dustin Pedroia.....	2004
Hanley Ramirez.....	2003
Sergio Romo.....	2006
Pablo Sandoval.....	2006
Brian Wilson.....	2005
Tim Wakefield.....	1999
Kevin Youkilis.....	2001-2002

2023 Schedule

July 14	Augusta (7:05 PM)
July 15	Augusta (5:05 PM)
July 16	Augusta (2:05 PM)

Woodpeckers vs. GreenJackets

All-Time Record:	11-13
All-Time Record at SRP Park.....	6-6
All-Time Record at Segra Stadium.....	5-7
Largest Margin of Victory	8, 9-1, 5/23/21
Largest Margin of Defeat.....	7, 10-3, 6/26/22
Most Runs Scored/Game.....	11, 5/21/21
Most Runs Allowed/Game.....	13, 6/25/22
Longest Winning Streak	2, 6/23/22-6/24/22
Longest Losing Streak	2, 6/25/22-6/26/22
Series Sweeps, Woodpeckers.....	N/A
Series Sweeps, GreenJackets.....	N/A

The Atlanta Braves

Ballpark Name.....Truist Park
Address.....75 Battery Ave SE, Atlanta, GA 30339
Phone.....(404) 577-9100
Website.....www.mlb.com/braves

Farm System

Triple-A.....Gwinnett Strippers (INT)
Double-A.....Mississippi Braves (SOU)
Advanced Class-A.....Rome Braves (SAL)
Low Class-A.....Augusta GreenJackets (CAR)
Rookie.....FCL Braves (FCL)

Minor League Complex

Complex.....CoolToday Park-Sarasota
Address.....18800 South West Villages Parkway
City.....Venice, FL 34293
Phone.....(941) 413-5000

Home Facility

Ballpark Name (Built).....SRP Park (2018)
2022 Total Attendance.....262,172
Capacity.....4,782
Dimensions.....LF-330', CF-395', RF-318'





Carolina MUDCATS



1501 NC-39
Zebulon, NC 27597
www.carolinamudcats.com
North Division
League Titles: 1995, 2003

Phone: (919) 269-2287
Fax: (919) 269-4910
@CarolinaMudcats
2022 Record: 69-62

Front Office

General Manager.....Eric Gardner
Media Contact.....Greg Young (Gregory.YoungJr@carolinamudcats.com)
Broadcaster.....Greg Young

Field Staff

Manager.....Victor Estevez
Pitching Coach.....Michael O'Neal
Hitting Coach.....J.J. Reimer
Bench Coach.....Jorge Ortega

Brewers Top 20 Prospects By MLB.com

- | | | | |
|-------------------------|---------------------------|--------------------------|---------------------------|
| 1. Jackson Chourio, OF | 6. Tyler Black, 2B | 11. Ethan Small, LHP | 16. Danieul Guilarte, SS |
| 2. Sal Frelick, OF | 7. Jeferson Quero, C | 12. Luis Lara, OF | 17. Robert Moore, 2B/SS |
| 3. Joey Wiemer, OF | 8. Jacob Misiorowski, RHP | 13. Janson Junk, RHP | 18. Hedbert Perez, OF |
| 4. Brice Turang, SS/2B | 9. Eric Brown Jr., SS | 14. Felix Valerio, 2B/OF | 19. Carlos Rodriguez, RHP |
| 5. Garrett Mitchell, OF | 10. Robert Gasser, LHP | 15. Hendry Mendez, OF | 20. Russell Smith, LHP |

Notable Alumni

Miguel Cabrera.....	2003
Matt Holliday.....	2002
Adrian Gonzalez.....	2003
Jason Kendall.....	1994-1995
Tim Wakefield.....	1991, 1993
Francisco Lindor.....	2013
Anibal Sanchez.....	2006, 2008
Todd Frazier.....	2009
Josh Johnson.....	2005, 2007-2008
Jon Lieber.....	1993-1994
Chone Figgins.....	2001
Bronson Arroyo.....	1998
Dontrelle Willis.....	2003
Josh Willingham.....	2003-2004, 2006, 2008
Didi Gregorius.....	2011
Jason Vargas.....	2005
Juan Pierre.....	2000
Yasmani Grandal.....	2011
Aaron Cook.....	2002
Zack Cozart.....	2009
Clint Barnes.....	2002
Cameron Maybin.....	2008
Mike Clevinger.....	2014

2023 Schedule

April 7.....	Carolina (7:05 PM)
April 8.....	Carolina (5:05 PM)
April 9.....	Carolina (2:05 PM)
June 6.....	@ Carolina (7:00 PM)
June 7.....	@ Carolina (7:00 PM)
June 8.....	@ Carolina (7:00 PM)
June 9.....	@ Carolina (7:00 PM)
June 10.....	@ Carolina (5:00 PM)
June 11.....	@ Carolina (1:00 PM)
July 4.....	@ Carolina (7:00 PM)
July 5.....	@ Carolina (7:00 PM)
July 6.....	@ Carolina (7:00 PM)
July 7.....	@ Carolina (7:00 PM)
July 8.....	@ Carolina (5:00 PM)
July 9.....	@ Carolina (1:00 PM)
August 1.....	Carolina (7:05 PM)
August 2.....	Carolina (7:05 PM)
August 3.....	Carolina (7:05 PM)
August 4.....	Carolina (7:05 PM)
August 5.....	Carolina (5:05 PM)
August 6.....	Carolina (2:05 PM)

Woodpeckers vs. Mudcats

All-Time Record:.....	28-41
All-Time Record at Five County Stadium.....	8-25
All-Time Record at Segra Stadium.....	20-15
Largest Margin of Victory.....	11, 11-0, 5/19/19
Largest Margin of Defeat.....	10, 12-2, 5/6/21
Most Runs Scored/Game.....	12, 6/30/21
Most Runs Allowed/Game.....	12, 5/15/22
Longest Winning Streak.....	5, 6/29/21-7/2/21
Longest Losing Streak.....	7, 7/31/22-8/21/22*
Series Sweeps, Woodpeckers.....	3-gm series, 7/26/19-7/28
Series Sweeps, Mudcats.....	6-gm series, 8/16/22-8/21/22

*Active As Of Opening Day 2023

The Milwaukee Brewers

Ballpark Name.....American Family Field
Address.....1 Brewers Way, Milwaukee, WI 53214
Phone.....(414) 902-4500
Fax.....(414) 902-4053
Website.....www.brewers.com

Farm System

Triple-A.....Nashville Sounds (INT)
Double-A.....Biloxi Shuckers (SOU)
Advanced Class-A.....Wisconsin Timber Rattlers (MWL)
Low Class-A.....Carolina Mudcats (CAR)
Rookie.....ACL Brewers Blue/Gold (ACL)

Minor League Complex

Complex.....American Family Fields of Phoenix
Address.....3600 N. 51st Ave
City.....Phoenix, AZ 85031
Phone.....(623) 245-5600

Home Facility

Ballpark Name (Built).....Five County Stadium (1991)
2022 Total Attendance.....138,579
Capacity.....6,500
Dimensions.....LF-330', CF-400', RF-365'





Charleston RIVERDOGS

360 Fishburne Street
Charleston, SC

www.riverdogs.com
South Division

League Titles: 2021, 2022

Phone: (731) 988-5299

Fax: (731) 988-5246

@ChasRiverDogs

2022 Record: 88-44



Front Office

General Manager Dave Echols
Media Contact Jason Kempf (jkempf@riverdogs.com)
Broadcaster Jason Kempf

Field Staff

Manager Sean Smedley
Pitching Coach Levi Romero
Hitting Coach Perry Roth
Bench Coach Ronnie Richardson

Rays Top 20 Prospects By MLB.com

1. Taj Bradley, RHP	6. Carlos Colmenarez, SS	11. Mason Auer, OF	16. Heriberto Hernandez, OF
2. Curtis Mead, 3B/2B	7. Cole Wilcox, RHP	12. Osleivis Basabe, INF	17. Junior Caminero, INF
3. Carson Williams, SS	8. Willy Vasquez, SS	13. Ryan Cermak, OF	18. Chandler Simpson, OF
4. Kyle Manzardo, 1B	9. Xavier Isaac, 1B	14. Ian Seymour, LHP	19. Kameron Misner, OF
5. Mason Montgomery, LHP	10. Brock Jones, OF	15. Greg Jones, SS/OF	20. Tristan Peters, OF

Notable Alumni

B.J. Upton	2003
Carl Crawford	2000
Rocco Baldelli	2001
Delmon Young	2004
Seth McClung	2000
Josh Hamilton	2000
Toby Hall	1998
Aubrey Huff	1998
Fernando Tatis	1995
Aaron Judge	2014
Danny Burawa	2011
Phil Hughes	2005
David Robertson	2007
Gary Sanchez	2012
Austin Jackson	2006, 2007
John Axford	2007
Eduardo Nunez	2006
Phil Coke	2005, 2006

2023 Schedule

June 20	@ Charleston (7:05 PM)
June 21	@ Charleston (7:05 PM)
June 22	@ Charleston (7:05 PM)
June 23	@ Charleston (7:05 PM)
June 24	@ Charleston (6:05 PM)
June 25	@ Charleston (5:05 PM)
September 5	Charleston (7:05 PM)
September 6	Charleston (7:05 PM)
September 7	Charleston (7:05 PM)
September 8	Charleston (7:05 PM)
September 9	Charleston (5:05 PM)
September 10	Charleston (2:05 PM)

Woodpeckers vs. RiverDogs

All-Time Record	3-15
All-Time Record at Joseph P. Riley Jr. Park	1-11
All-Time Record at Segra Stadium	2-4
Largest Margin of Victory	3, 8/24/22
Largest Margin of Defeat	10, 12-2, 5/30/21
Most Runs Scored/Game	7, 5/27/21
Most Runs Allowed/Game	12, 8/25/22
Longest Winning Streak	1
Longest Losing Streak	7, 5/25/21-5/3/22
Series Sweeps, Woodpeckers	N/A
Series Sweeps, RiverDogs	6-game series, 5/25/21-5/30

The Tampa Bay Rays

Ballpark Name Tropicana Field
Address 1 Tropicana Dr., St. Petersburg, FL 33705
Phone (727) 825-3137
Website www.tbrays.com

Farm System


Triple-A Durham Bulls (INT)
Double-A Montgomery Biscuits (SOU)
Advanced Class-A Bowling Green Hot Rods (SAL)
Low Class-A Charleston RiverDogs (CAR)
Rookie FCL Rays (FCL)

Minor League Complex

Complex Charlotte Sports Park
Address 2300 El Jobean Road
City Port Charlotte, FL 33948
Phone (941) 235-5010

Home Facility


Ballpark Name (Built) Joseph P. Riley, Jr. Park (1997)
2022 Total Attendance 251,491
Capacity 6,000
Dimensions LF-305', CF-398', RF-337'





Columbia FIREFLIES

1640 Fred Street
Columbia, SC 29201
www.ColumbiaFireflies.com
South Division
League Titles: None


Phone: (803) 726-4487
Fax: (803) 726-3126
@ColaFireflies
2022 Record: 52-79

Front Office

Team President..... Brad Shank
Media Contact John Kocsis Jr. (jkocsis@columbiafireflies.com)
Broadcaster John Kocsis Jr.

Field Staff

Manager Tony Pena Jr.
Pitching Coach John Habyan
Hitting Coach Ari Adut
Bench Coach Matthew Schmidt

Royals Top 20 Prospects By MLB.com

- | | | | |
|-----------------------|-------------------------|--------------------------|-------------------------|
| 1. Gavin Cross, OF | 6. Frank Mozzicato, LHP | 11. Jonathan Bowlan, RHP | 16. T.J. Sikkema, LHP |
| 2. Ben Kudrna, RHP | 7. Drew Waters, OF | 12. Angel Zerpa, LHP | 17. Ben Hernandez, RHP |
| 3. Cayden Wallace, 3B | 8. Tyler Gentry, OF | 13. Carter Jensen, C | 18. Austin Charles, SS |
| 4. Nick Loftin, UTIL | 9. Beck Way, RHP | 14. Andrew Hoffmann, RHP | 19. Alec Marsh, RHP |
| 5. Maikel Garcia, SS | 10. Asa Lacy, LHP | 15. Luca Tresh, C | 20. Diego Hernandez, OF |

Notable Alumni

P.J.Conlon2016
Tyler Bashlor.....2016
Merandy Gonzalez2017
Kevin Kaczmarek.....2016
Zac Grotz.....2018
Anthony Kay2018
Andres Gimenez.....2017
Blake Taylor.....2017
David Peterson.....2018
Ali Sanchez.....2017
Nabill Crismatt2016

2023 Schedule

April 18	@ Columbia (7:05 PM)
April 19	@ Columbia (7:05 PM)
April 20	@ Columbia (7:05 PM)
April 21	@ Columbia (7:05 PM)
April 22	@ Columbia (6:05 PM)
April 23	@ Columbia (5:05 PM)
June 13	Columbia (7:05 PM)
June 14	Columbia (7:05 PM)
June 15	Columbia (7:05 PM)
June 16	Columbia (7:05 PM)
June 17	Columbia (5:05 PM)
June 18	Columbia (2:05 PM)

Woodpeckers vs. Fireflies

All-Time Record: 2-4
All-Time Record at Segra Park 2-4
All-Time Record at Segra Stadium 0-0
Largest Margin of Victory 2, 5-3, 8/13/21
Largest Margin of Defeat 16, 21-5, 8/10/21
Most Runs Scored/Game 5, 8/13/21
Most Runs Allowed/Game 21 (franchise record), 8/10/21
Longest Winning Streak N/A
Longest Losing Streak 3, 8/10/21-8/12/21
Series Sweeps, Woodpeckers N/A
Series Sweeps, Fireflies N/A

The Kansas City Royals

Ballpark Name Kauffman Stadium
Address 1 Royal Way, Kansas City, Mo 64129
Phone (816) 921-8000
Website www.royals.com

Farm System


Triple-A Omaha Storm Chasers (INT)
Double-A Northwest Arkansas Naturals (SOU)
Advanced Class-A Quad Cities River Bandits (MWL)
Low Class-A Columbia Fireflies (CAR)
Rookie AZL Royals Blue/Gold (AZL)

Minor League Complex

Complex Surprise Stadium
Address 15960 N Bullard Avenue
City Surprise, AZ 85374
Phone (623) 222-2222

Home Facility

Ballpark Name Segra Park (2016)
2022 Total Attendance 217,225
Capacity 9,902
Dimensions LF-319', CF-400', RF-330'
Press Box Phone (904) 358-2846 Ext. 109





Delmarva SHOREBIRDS



6400 Hobbs Rd Phone: (410) 219-3112
 Salisbury, MD 21804 Fax: (410) 219-9164
 www.milb.com/shorebirds @shorebirds
 North Division 2022 Record: 49-81
 League Titles: 1997, 2000

Front Office

General Manager.....Chris Bitters
 Media Contactinfo@theshorebirds.com

Field Staff

Manager.....Felipe Alou Jr.
 Pitching CoachAdam Bleday
 Hitting Coach.....Josh Bunselmeyer
 Development Coach.....Collin Murray

Orioles Top 20 Prospects By MLB.com

1. Gunnar Henderson, 3B/SS	6. DL Hall, LHP	11. Connor Norby, 2B	16. Joey Ortiz, SS/2B
2. Grayson Rodriguez, RHP	7. Coby Mayo, 3B	12. Samuel Basallo, C	17. Cesar Prieto, INF
3. Jackson Holliday, SS	8. Dylan Beavers, OF	13. Chayce McDermott, RHP	18. Drew Rom, LHP
4. Colton Cowser, OF	9. Heston Kjerstad, OF	14. Cade Povich, LHP	19. John Rhodes, OF
5. Jordan Westburg, SS	10. Seth Johnson, RHP	15. Max Wagner, 3B	20. Hudson Haskin, OF

Notable Alumni

Erik Bedard.....	2005
Mike Bordick.....	2001
Zach Britton.....	2008
Orlando Cabrera.....	1996
Endy Chavez.....	2012
Delino DeShields.....	1999
Jim Johnson.....	2004
Manny Machado.....	2011
Trey Mancini.....	2014
Nick Markakis.....	2004
John Means.....	2015
Cedric Mullins.....	2016
Brian Roberts.....	1999
Adley Rutschman.....	2019
Jonathan Schoop.....	2011
Jayson Werth.....	1998
Scott Williamson.....	2007

The Baltimore Orioles

Ballpark Name Oriole Park at Camden Yards
 Address 333 W Camden St, Baltimore, MD 21201
 Phone (410) 685-9800
 Website..... www.orioles.com

Farm System

Triple-A Norfolk Tides (INT)
 Double-A Bowie Bay Sox (EL)
 Advanced Class-A Aberdeen IronBirds (SAL)
 Low Class-A Delmarva Shorebirds (CAR)
 Rookie FCL Orioles Black/Orange (FCL)

Minor League Complex

Complex Ed Smith Stadium
 Address 2700 12th St
 City Sarasota, FL 34237
 Phone (941) 893-6300

Home Facility

Ballpark Name (Built)..... Arthur W. Perdue Stadium (2005)
 2022 Total Attendance 154,786
 Capacity..... 5,200
 Dimensions..... LF-309', CF-402', RF-309'

2023 Schedule

NO GAMES

Woodpeckers vs. Shorebirds

All-Time Record:	4-1
All-Time Record at Arthur W. Perdue Stadium.....	4-1
All-Time Record at Segra Stadium.....	0-0
Largest Margin of Victory.....	10, 6/9/22
Largest Margin of Defeat.....	1, 6/8/22
Most Runs Scored/Game.....	15, 6/9/22
Most Runs Allowed/Game.....	7, 6/7/22
Longest Winning Streak.....	3, 6/9/22-Pres.
Longest Losing Streak.....	1
Series Sweeps, Woodpeckers.....	N/A
Series Sweeps, Shorebirds.....	N/A





Down East

WOOD DUCKS

400 Grainger Ave
Kinston, NC 28501

Phone: (252) 686-5172

www.milb.com/down-east
North Division
League Titles: 2017@GoWoodDucks
2022 Record: 65-66

Front Office

General Manager..... Jon Clemmons
Media Contact..... Maddy Meehan (mmeehan@woodducksbaseball.com)
Broadcaster..... None

Field Staff

Manager..... Carlos Maldonado
Pitching Coach..... Julio Valdez
Hitting Coach..... Brian Pozos
Development Coach..... Nick Janssen
Development Coach..... Ruben Sosa

Rangers Top 20 Prospects By MLB.com

- | | | | |
|----------------------|---------------------------|---------------------------|--------------------------|
| 1. Josh Jung, 3B | 6. Brock Porter, RHP | 11. Aaron Zavala, OF | 16. Ricky Vanasco, RHP |
| 2. Jack Leiter, RHP | 7. Luisangel Acuna, SS/2B | 12. Anthony Gutierrez, OF | 17. Mitch Bratt, LHP |
| 3. Evan Carter, OF | 8. Kumar Rocker, RHP | 13. Antoine Kelly, LHP | 18. Maximo Acosta, SS/2B |
| 4. Owen White, RHP | 9. Dustin Harris, OF | 14. Tekoah Roby, RHP | 19. Thomas Saggese, INF |
| 5. Justin Foscue, 2B | 10. Cole Winn, RHP | 15. Yeison Morrobel, OF | 20. Gleider Figueroa, SS |

Notable Alumni

Sherten Apostel.....	2019
Wes Benjamin.....	2017
Emmanuel Clase.....	2019
Kyle Cody.....	2017
Brett Eibner.....	2018
Demarcus Evans.....	2019
Pete Fairbanks.....	2017, 2019
Anthony Gose.....	2018
Jonathan Hernandez.....	2017-2018
Sam Huff.....	2019
James Jones.....	2018
John King.....	2019
Brett Martin.....	2017
Yohander Mendez.....	2018
Joe Palumbo.....	2017-2018
Pedro Payano.....	2017
C.D. Pelham.....	2018
Ricardo Rodriguez.....	2017
Adrian Sampson.....	2017
Jeffrey Springs.....	2017

The Texas Rangers

Ballpark Name..... Globe Life Field
Address..... 734 Stadium Drive, Arlington, TX 76011
Phone..... (817) 533-1972
Fax..... N/A
Website..... www.rangers.com

Farm System

Triple-A..... Round Rock Express (PCL)
Double-A..... Frisco RoughRiders (TEX)
Advanced Class-A..... Hickory Crawdads (SAL)
Low Class-A..... Down East Wood Ducks (CAR)
Rookie..... AZL Rangers (AZL)

Minor League Complex

Complex..... Tempe Diablo Stadium
Address..... 2200 W Alameda Dr.
City..... Tempe, AZ 85282
Phone..... (480) 350-5205

Home Facility

Ballpark Name (Built)..... Grainger Stadium (1949)
2022 Total Attendance..... 98,328
Capacity..... 3,410
Dimensions..... LF-335', CF-390', RF-335'

2023 Schedule

April 25.....	Down East (6:05 PM)
April 26.....	Down East (1:05 AM)
April 27.....	Down East (7:05 PM)
April 28.....	Down East (7:05 PM)
April 29.....	Down East (5:05 PM)
April 30.....	Down East (2:05 PM)
May 16.....	@ Down East (6:00 PM)
May 17.....	@ Down East (11:05 AM)
May 18.....	@ Down East (7:00 PM)
May 19.....	@ Down East (7:00 PM)
May 20.....	@ Down East (5:00 PM)
May 21.....	@ Down East (1:00 PM)
July 25.....	Down East (7:05 PM)
July 26.....	Down East (7:05 PM)
July 27.....	Down East (7:05 PM)
July 28.....	Down East (7:05 PM)
July 29.....	Down East (5:05 PM)
July 30.....	Down East (2:05 PM)
August 22.....	Down East (7:00 PM)
August 23.....	Down East (7:00 PM)
August 24.....	Down East (7:00 PM)
August 25.....	Down East (7:00 PM)
August 26.....	@ Down East (5:00 PM)
August 27.....	@ Down East (1:00 PM)

Woodpeckers vs. Wood Ducks

All-Time Record:.....	28-41
All-Time Record at Grainger Stadium.....	10-17
All-Time Record at Segra Stadium.....	18-24
All-Time Record in Postseason.....	3-2
Largest Margin of Victory.....	8, 9-1, 8/29/21
Largest Margin of Defeat.....	12, 13-1, 7/9/22
Most Runs Scored/Game.....	14, 7/11/21
Most Runs Allowed/Game.....	15, 7/30/21
Longest Winning Streak.....	2, 7/6/22-7/8/22
Longest Losing Streak.....	6, 4/26/19-5/5/19
Series Sweeps, Wood Ducks.....	3g (2x, last 5/3/19-5/5/19)
Series Sweeps, Woodpeckers.....	N/A





Fredericksburg NATIONALS



42 Jackie Robinson Way
Fredericksburg, VA 22401
www.frednats.com
North Division
League Titles:

Phone: (540) 858-4242
Fax: N/A
@FXBGNats
2022 Record: 75-55

Front Office

General Manager Nick Hall
Media Contact Eric Bach (ebach@frednats.com)
Broadcaster Eric Bach

Field Staff

Manager Jake Lowery
Pitching Coach Justin Lord
Hitting Coach Delwyn Young
Development Coach Carmelo Jaime

Nationals Top 20 Prospects By MLB.com

1. Robert Hassell III, OF	6. Cole Henry, RHP	11. Armando Cruz, SS	16. Daylen Lile, OF
2. Elijah Green, OF	7. Cristhian Vaquero, OF	12. Jackson Rutledge, RHP	17. Roismar Quintana, OF
3. James Wood, OF	8. Jarlin Susana, RHP	13. Thaddeus Ward, RHP	18. Trey Lipscomb, 3B
4. Cade Cavalli, RHP	9. Jake Bennett, LHP	14. Andry Lara, RHP	19. Aldo Ramirez, RHP
5. Brady House, 3B/SS	10. Jeremy De La Rosa, OF	15. Gerardo Carrillo, RHP	20. Yasel Antuna, OF

Notable Alumni

The Washington Nationals

Ballpark Name Nationals Park
Address 1500 South Capitol St, Washington, D.C.
Phone (202) 675-6287
Fax N/A
Website www.nationals.com

Farm System


Triple-A Rochester Red Wings (INT)
Double-A Harrisburg Senators (EL)
Advanced Class-A Wilmington Blue Rocks (SAL)
Low Class-A Fredericksburg Nationals (CAR)
Rookie GCL Nationals (GCL)

Minor League Complex

Complex The Ballpark of the Palm Beaches
Address 5444 Haverhill Rd
City West Palm Beach, FL 33407
Phone (561) 500-4487

Home Facility

Ballpark Name (Built) Virginia Credit Union Stadium (2020)
2022 Total Attendance 260,546
Capacity 5,000
Dimensions LF-326', CF-402', RF-327'



2023 Schedule

April 11	Fredericksburg (7:05 PM)
April 12	Fredericksburg (7:05 PM)
April 13	Fredericksburg (7:05 PM)
April 14	Fredericksburg (7:05 PM)
April 15	Fredericksburg (5:05 PM)
April 16	Fredericksburg (2:05 PM)

Woodpeckers vs. FredNats

All-Time Record:	8-4
All-Time Record at Virginia Credit Union Stadium	0-0
All-Time Record at Segra Stadium	8-4
Largest Margin of Victory	10, 10-0, 8/3/21
Largest Margin of Defeat	3, 4-1, 8/4/21
Most Runs Scored/Game	11, 6/4/22
Most Runs Allowed/Game	13, 6/1/22
Longest Winning Streak	3, 6/3/22 - Pres.
Longest Losing Streak	2, 6/1/22 - 6/2/22
Series Sweeps, Woodpeckers	N/A
Series Sweeps, FredNats	N/A



Kannapolis

CANNON BALLERS

210 Oak Ave
Kannapolis, NC 28081

Phone: (704) 932-3267

www.kcballers.com

@Kcannonballers

North Division

2022 Record: 58-74

League Titles:

Front Office

President Matt Millward
 Media Contact Dan Helotie (dhelotie@Kcballers.com)
 Broadcaster Dan Helotie

Field Staff

Manager Pat Leyland
 Pitching Coach Blake Hickman
 Hitting Coach Charlie Romero
 Performance Coach Juan Maldonado

White Sox Top 20 Prospects By MLB.com

- | | | | |
|--------------------------|--------------------------|---------------------------|--------------------------|
| 1. Colson Montgomery, SS | 6. Jose Rodriguez, SS/2B | 11. Ryan Burrowes, SS/2B | 16. Jared Kelley, RHP |
| 2. Oscar Colas, OF | 7. Cristian Mena, RHP | 12. Norge Vera, RHP | 17. Wilfred Veras, 1B/3B |
| 3. Bryan Ramos, 3B/2B | 8. Lenyn Sosa, INF | 13. Yoelqui Cespedes, OF | 18. Wes Kath, 3B |
| 4. Noah Schultz, LHP | 9. Peyton Pallette, RHP | 14. Matthew Thompson, RHP | 19. Tanner McDougal, RHP |
| 5. Sam Burke, RHP | 10. Jonathan Cannon, RHP | 15. Kohl Simas, RHP | 20. Nick Avila, RHP |

Notable Alumni

The Chicago White Sox

Ballpark Name Guaranteed Rate Field
 Address 333 W 35th St, Chicago, IL 60616
 Phone (312) 674-1000
 Fax N/A
 Website www.whitesox.com

Farm System

Triple-A Charlotte Knights (INT)
 Double-A Birmingham Barons (SOU)
 Advanced Class-A Winston-Salem Dash (SAL)
 Low Class-A Kannapolis Cannon Ballers (CAR)
 Rookie ACL White Sox (ACL)

Minor League Complex

Complex Camelback Ranch - Glendale
 Address 10710 W Camelbak Rd
 City Phoenix, AZ 85037
 Phone (623) 302-5000

Home Facility


Ballpark Name (Built) Atrium Health Ballpark (2021)
 2022 Total Attendance 192,161
 Capacity 4,930 (3,218 seated)
 Dimensions LF-325', CF-400', RF-315'

2023 Schedule

May 9 Kannapolis (7:05 PM)
May 10 Kannapolis (7:05 PM)
May 11 Kannapolis (7:05 PM)
May 12 Kannapolis (7:05 PM)
May 13 Kannapolis (5:05 PM)
May 14 Kannapolis (2:05 PM)
May 29 @ Kannapolis (6:30 PM)
May 31 @ Kannapolis (7:00 PM)
June 1 @ Kannapolis (7:00 PM)
June 2 @ Kannapolis (7:00 PM)
June 3 @ Kannapolis (7:00 PM)
June 4 @ Kannapolis (7:00 PM)
June 28 Kannapolis (7:05 PM)
June 29 Kannapolis (7:05 PM)
June 30 Kannapolis (7:05 PM)
July 1 Kannapolis (5:05 PM)
July 2 Kannapolis (2:05 PM)
July 3 Kannapolis (6:05 PM)
August 29 @ Kannapolis (7:00 PM)
August 30 @ Kannapolis (7:00 PM)
August 31 @ Kannapolis (7:00 PM)
September 1 @ Kannapolis (7:00 PM)
September 2 @ Kannapolis (7:00 PM)
September 3 @ Kannapolis (6:30 PM)

Woodpeckers vs. Cannon Ballers

All-Time Record: 29-25
All-Time Record at Atrium Health Ballpark 12-12
All-Time Record at Segra Stadium 17-13
Largest Margin of Victory 10, 12-2, 5/16/21
Largest Margin of Defeat 13, 15-2, 7/21/21
Most Runs Scored/Game 13, 5/20/22
Most Runs Allowed/Game 18, 4/10/22
Longest Winning Streak 8, 4/29-5/22/22
Longest Losing Streak 6, 6/25-7/21/21
Series Sweeps, Woodpeckers 6-game, 5/17/22 - 5/22/22
Series Sweeps, Cannon Ballers 3-game, 4/8/22 - 4/10/22





Lynchburg HILLCATS



3180 Fort Ave
Lynchburg, VA 24501

Phone: (434) 528-1144

www.lynchburg-hillcats.com

@LynHillcats

North Division

2022 Record: 63-68

League Titles: 1978, 1983, 1984, 1997, 2002, 2009, 2012, 2017

Front Office

General Manager..... Chris Jones
Media Contact..... Jason Prill (info@lynchburg-hillcats.com)
Broadcaster..... Jason Prill

Field Staff

Manager..... Jordan Santos
Pitching Coach..... Tony Arnold
Hitting Coach..... Ordemar Valdez
Bench Coach..... Yan Rivera

Guardians Top 20 Prospects By MLB.com

1. Daniel Espino, RHP	6. Tanner Bibee, RHP	11. Xzavion Curry, RHP	16. Jose Tena, SS/2B
2. George Valera, OF	7. Chase DeLauter, OF	12. Justin Campbell, RHP	17. Tanner Burns, RHP
3. Gavin Williams, RHP	8. Logan Allen, LHP	13. Cody Morris, RHP	18. Petey Halpin, OF
4. Brayan Rocchio, SS/2B	9. Gabriel Arias, INF	14. Jake Fox, OF/2B	19. Will Brennan, OF
5. Bo Naylor, C	10. Angel Martinez, SS/2B	15. Jhonkensy Noel, OF/3B/1B	20. Milan Tolentino, INF

Notable Alumni

Neil Walker.....	2005-2006
Nyjer Morgan.....	2005-2006
Rajai Davis.....	2004
Zach Duke.....	2004
Jose Bautista.....	2003
Nate McLouth.....	2000-2002
Bronson Arroyo.....	1997
Aramis Ramirez.....	1997
Jose Guillen.....	1996
Trot Nixon.....	2004
Scott Hatteberg.....	1991
Lenny Dykstra.....	1983
Dwight Gooden.....	1983, 1987
Lloyd McClendon.....	1998-82
Darryl Strawberry.....	1981
Billy Beane.....	1981
Andreton Simmons.....	2014
Tommy La Stella.....	2017
Shane Bieber.....	2017
Steven Kwan.....	2019

2023 Schedule

July 18.....	@ Lynchburg (6:30 PM)
July 19.....	@ Lynchburg (6:30 PM)
July 20.....	@ Lynchburg (6:30 PM)
July 21.....	@ Lynchburg (6:30 PM)
July 22.....	@ Lynchburg (6:30 PM)
July 23.....	@ Lynchburg (2:00 PM)
August 15.....	Lynchburg (7:05 PM)
August 16.....	Lynchburg (7:05 PM)
August 17.....	Lynchburg (7:05 PM)
August 18.....	Lynchburg (7:05 PM)
August 19.....	Lynchburg (5:05 PM)
August 20.....	Lynchburg (2:05 PM)

Woodpeckers vs. Hillcats

All-Time Record:.....	11-9
All-Time Record at Bank of the James Stadium.....	3-4
All-Time Record at Segra Stadium.....	8-5
Largest Margin of Victory.....	6, 9-3, 5/25/19
Largest Margin of Defeat.....	7, 8-1, 7/18/19
Most Runs Scored/Game.....	10, 7/18/19
Most Runs Allowed/Game.....	8, 7/18/19
Longest Winning Streak.....	2, 3x, last: Present
Longest Losing Streak.....	2, 2x, last: 7/18-7/19/19
Series Sweeps, Woodpeckers.....	N/A
Series Sweeps, Hillcats.....	N/A

The Cleveland Guardians

Ballpark Name..... Progressive Field
Address..... 2401 Ontario St, Cleveland, OH 44115
Phone..... (216) 420-4487
Fax..... N/A
Website..... www.mlb.com/guardians

Farm System

Triple-A..... Columbus Clippers (INT)
Double-A..... Akron Rubber Ducks (EL)
Advanced Class-A..... Lake County Captains (MWL)
Low Class-A..... Lynchburg Hillcats (CAR)
Rookie..... ACL Indians (ACL)

Minor League Complex

Complex..... Goodyear Ballpark
Address..... 1933 S Ballpark Way
City..... Goodyear, AZ 85338
Phone..... (623) 882-3120

Home Facility

Ballpark Name (Built)..... Bank of the James Stadium (1940)
2022 Total Attendance..... 91,232
Capacity..... 4,281
Dimensions..... LF-325', CF-390', RF-325'





Myrtle Beach PELICANS

1251 21st Ave N
Myrtle Beach, SC 29577
www.myrtlebeachpelicans.com
South Division
League Titles: 1999, 2000, 2015, 2016

Phone: (843) 918-6000



@Pelicanbaseball
2022 Record: 78-53

Front Office

General Manager Kristin Call
Media Contact Sam Weiderhaft (media@myrtlebeachpelicans.com)
Broadcaster Sam Weiderhaft

Field Staff

Manager Buddy Bailey
Pitching Coach Bruce Billings
Hitting Coach Roberto Vaz
Strength Coach Jesus De La Sancha

Cubs Top 20 Prospects By MLB.com

- | | | | |
|----------------------------|---------------------------|---------------------------|----------------------------|
| 1. Pete Crow-Asmstrong, OF | 6. Cristian Hernandez, SS | 11. James Triantos, 3B/2B | 16. Miguel Amaya, C |
| 2. Brennan Davis, OF | 7. Ben Brown, RHP | 12. Hayden Wesneski, RHP | 17. Kevin Made, SS |
| 3. Kevin Alcantara, OF | 8. Jackson Ferris, LHP | 13. DJ Herz, LHP | 18. Yohendrick Pinango, OF |
| 4. Cade Horton, RHP | 9. Alexander Canario, OF | 14. Caleb Kilian, RHP | 19. Daniel Palencia, RHP |
| 5. Jordan Wicks, LHP | 10. Owen Caissie, OF | 15. Moises Ballesteros, C | 20. Ed Howard, SS |

Notable Alumni

Elvis Andrus	2007
Jeff Francoeur	2004
Freddie Freeman	2009
Rafael Furcal	1999
Tommy Hanson	2007
Matt Harrison	2006
Kyle Hendricks	2012
Jason Heyward	2008, 2009
Craig Kimbrel	2008, 2009
Adam LaRoche	2001, 2002
Jason Marquis	1999
Brian McCann	2004, 2009
Kris Medlen	2007
Rougned Odor	2013
Marlin Prado	2005
Jarrod Saltalamacchia	2005
Julio Teheran	2010
Adam Wainwright	2002
Joey Gallo	2014
Ian Happ	2016

The Chicago Cubs

Ballpark Name Wrigley Field
Address 1060 W Addison St, Chicago, IL 60613
Phone (773) 404-2827
Fax N/A
Website www.cubs.com

Farm System

Triple-A Iowa Cubs (INT)
Double-A Tennessee Smokies (SOU)
Advanced Class-A South Bend Cubs (MWL)
Low Class-A Myrtle Beach Pelicans (CAR)
Rookie ACL Cubs (ACL)

Minor League Complex

Complex Sloan Park
Address 2330 W Rio Salado Pkwy
City Mesa, AZ 85201
Phone (480) 668-0500

Home Facility

Ballpark Name (Built) TicketReturn.com Field (1999)
2022 Total Attendance 247,926
Capacity 6,599
Dimensions LF-308', CF-400', RF-328'

2023 Schedule

May 23	Myrtle Beach (7:05 PM)
May 24	Myrtle Beach (7:05 PM)
May 25	Myrtle Beach (7:05 PM)
May 26	Myrtle Beach (7:05 PM)
May 27	Myrtle Beach (5:05 PM)
May 28	Myrtle Beach (2:05 PM)
August 8	@ Myrtle Beach (7:05 PM)
August 9	@ Myrtle Beach (7:05 PM)
August 10	@ Myrtle Beach (7:05 PM)
August 11	@ Myrtle Beach (7:05 PM)
August 12	@ Myrtle Beach (6:35 PM)
August 13	@ Myrtle Beach (6:35 PM)

Woodpeckers vs. Pelicans

All-Time Record: 18-12
All-Time Record at TicketReturn.com Field 9-5
All-Time Record at Segra Stadium 9-7
Largest Margin of Victory 9, 4/13-4, 8/4/19
Largest Margin of Defeat 7, 2x, Last: 11-4, 7/14/22
Most Runs Scored/Game 13, 8/4/19
Most Runs Allowed/Game 12, 6/27/19
Longest Winning Streak 8, 4/13/19 - 6/23/19
Longest Losing Streak 4, 7/14/22 - Present
Series Sweeps, Woodpeckers 2x, Last: 6/20-6/23/19
Series Sweeps, Pelicans N/A





Salem RED SOX



1008 Texas St.
Salem, VA 24153

Phone: (540) 389-3333

www.salemredsox.com
North Division

@salemredsox
2022 Record: 64-66

League Titles: 1955, 1965, 1972, 1974, 1987, 2001, 2013

Front Office

General Manager.....Allen Lawrence
Media Contact.....None
Broadcaster.....None

Field Staff

Manager.....Liam Carroll
Pitching Coach.....Jason Blanton
Hitting Coach.....Nelson Paulino
Bench Coach.....Ozzie Chavez

Red Sox Top 20 Prospects By MLB.com

- | | | | |
|----------------------------|------------------------|-----------------------------|-------------------------------|
| 1. Marcelo Mayer, SS | 6. Bryan Mata, RHP | 11. Chris Murphy, LHP | 16. Cutter Coffey, INF |
| 2. Triston Casas, 1B | 7. Brandon Walter, LHP | 12. Matthew Lugo, SS | 17. Enmanuel Valdez, 2B/3B/OF |
| 3. Ceddanne Rafaela, OF/SS | 8. Mikey Romero, SS/2B | 13. Eddinson Paulino, 3B/2B | 18. Nathan Hickey, C |
| 4. Nick Yorke, 2B | 9. Blaze Jordan, 3B/1B | 14. Wikelman Gonzalez, RHP | 19. Christian Koss, INF |
| 5. Miguel Bleis, OF | 10. Roman Anthony, OF | 15. Brainer Bonaci, INF | 20. Niko Kavadas, 1B |

Notable Alumni

Andrew Benintendi.....2016
Mookie Betts.....2013
Xander Bogaerts.....2012
Jackie Bradley Jr.....2012
Michael Chavis.....2016
Bobby Dalbec.....2016
Rafael Devers.....2016
Mauricio Dubon.....2015, 2016
Jarren Duran.....2019
Rich Hill.....2012
Tanner Houck.....2018
Michael Kopech.....2016
Manuel Margot.....2014, 2015
Daisuke Matsuzaka.....2012
Will Middlebrooks.....2010
Yoan Moncada.....2016
Daniel Nava.....2009
Anthony Rizzo.....2009
Travis Shaw.....2012
Christian Vazquez.....2012

The Boston Red Sox

Ballpark Name.....Fenway Park
Address.....4 Jersey St, Boston, MA 02215
Phone.....(877) 733-7699
Fax.....N/A
Website.....www.redsox.com

Farm System

Triple-A.....Worcester Red Sox (INT)
Double-A.....Portland Sea Dogs (EL)
Advanced Class-A.....Greenville Drive (SAL)
Low Class-A.....Salem Red Sox (CAR)
Rookie.....FCL Red Sox (FCL)

Minor League Complex

Complex.....JetBlue Park
Address.....11500 Fenway South Drive
City.....Fort Myers, FL 33913
Phone.....(239) 226-4700

Home Facility

Ballpark Name (Built).....Salem Memorial Ballpark (1995)
2022 Total Attendance.....181,287
Capacity.....6,599
Dimensions.....LF-325', CF-401', RF-325'

2023 Schedule

May 2.....@ Salem (7:05 PM)
May 3.....@ Salem (7:05 PM)
May 4.....@ Salem (7:05 PM)
May 5.....@ Salem (7:05 PM)
May 6.....@ Salem (6:05 PM)
May 7.....@ Salem (3:05 PM)

Woodpeckers vs. Red Sox

All-Time Record:.....13-15
All-Time Record at Salem Memorial Ballpark.....8-7
All-Time Record at Segra Stadium.....5-8
Largest Margin of Victory.....6, 10-4, 7/15/21
Largest Margin of Defeat.....10, 11-1, 7/2/19
Most Runs Scored/Game.....10, 7/15/21
Most Runs Allowed/Game.....16, 7/13/21
Longest Winning Streak.....3, 7/15 - 7/17/21
Longest Losing Streak.....5, 7/1/19-7/14/21
Series Sweeps, Woodpeckers.....N/A
Series Sweeps, Pelicans.....3 game series, 7/1-7/13/19



WOODPECKERS HISTORY



ALL-TIME ROSTER

A (8)		
Abreu, Bryan	RHP	2019
Adams, Jake	1B	2019
Adolph, Ross	OF	2019
Alvarez, Jose	C	2021-22
Angarita, Alfredo	2B	2019
Aráuz, Jonathan	2B	2019
Arias, Bryan	INF/OF	2021
Spencer Arrighetti	RHP	2021
B (14)		
#Baez, Pedro	RHP	2021
Barefoot, Matthew	OF	2021
Barry, Shea	RHP	2021-22
Batista, Edinson	RHP	2021-22
Beer, Seth	1B	2019
Beliozo, Valente	RHP	2022
Berryhill, Luke	C/1B	2021
Betances, Jose	RHP	2021-22
Billingsley, Jacob	RHP	2019
Blubaugh, AJ	RHP	2022
Brockhouse, Walker	RHP	2021-22
Bravo, Jose	RHP	2019
Brewer, Jordan	OF	2019
Brown, Aaron	RHP	2021
C (16)		
Cabral, Riley	RHP	2019
Calderon, Carlos	RHP	2021-22
Castellanos, Humberto	RHP	2019
Castro, Ruben	C	2019
Ceballos, Yereimi	LHP	2019
Cerny, Logan	OF	2022
Clifford, Ryan	OF	2022
Coats, Jacob	RHP	2022
Cobos, Franny	RHP	2022
Cole, Zach	OF	2022
Collado, Willy	RHP	2019
Conine, Brett	RHP	2019
Conn, Devin	RHP	2019
Corona, Kennedy	OF	2021-22
Correa, J.C.	INF	2021
Costes, Marty	LF	2019
D (14)		
Daniels, Zach	OF	2021
De La Cruz, Bryan	OF	2019
DeJueas, Tommy	RHP	2019
De Paula, Braylan	LHP	2021
Deason, Cody	RHP	2019-21
DeLabio, Jacob	RHP	2021-22
DeVos, Nolan	RHP	2022
Dezenzo, Zach	INF	2022
Diaz, Yainer	C	2021
Dirden, Justin	OF	2021
Donato, Chad	RHP	2019
Drennan, Whit	LHP	2021
Dubin, Sean	RHP	2019
Duncan, Tanner	RHP	2019
E (1)		
Espinosa, Rolando	INF	2022
F (6)		
Feldmann, Brendan	RHP	2019
Figueroa, Miguel	RHP	2019
Flóres, Alejandro	C	2019
Foggo, Ian	RHP	2022
Ford, Kasey	RHP	2021-22
France, J.P.	RHP	2019
G (17)		
Garcia, Elvis	RHP	2021
Garcia, Freylin	RHP	2021-22
Garcia, John	C	2022
Garcia, Ronny	RHP	2021-22
Garcia, Luis	RHP	2019
Gilbert, Drew	OF	2022
Gillis, Brett	RHP	2022
Giron, Adonis	OF	2021
Gomez, Cesar	RHP	2021
Gonzalez, Cristian	SS	2021
Gonzalez, Joey	RHP	2019
Gordon, Colton	LHP	2022
Gruller, Kyle	RHP	2021
Guerrero, Luis	OF	2021
Guilamo, Freddy	RHP	2022
Guilfoyl, Tyler	RHP	2022
Gusto, Ryan	RHP	2022
H (8)		
Hallmark, Jaxon	OF	2022
Hamilton, Quincy	OF	2021-22
Hansen, Austin	RHP	2019
Hensley, David	2B	2019
Hernandez, Nick	RHP	2019
Hirald, Carlos	RHP	2021
Holcomb, Kevin	RHP	2021
Hurtado, Carlos	C	2021

I (1)		
Ivey, Tyler	RHP	2019
J (5)		
#James, Josh	RHP	2021-22
Jaquez, Ernesto	RHP	2021-22
Javier, Cristian	RHP	2019
Jimenez, Alfredo	RHP	2021
Julks, Corey	OF	2019
K (2)		
Kato, Kobe	2B	2021
Kouba, Rhett	RHP	2021-22
L (3)		
Loftin, Jacksno	INF	2022
Loperlido, Joey	OF	2021-22
Lopez, Jairo	RHP	2021
M (22)		
Machado, Carlos	OF	2021
Machandy, Roilan	OF	2022
Macuare, Angel	RHP	2021
Manea, Scott	C	2019
Martin, Hunter	RHP	2019
Martinez, Yohander	INF	2021
Mascai, Victor	C/1B	2021-22
Matijevic, J.J.	OF	2019
Matthews, Zack	RHP	2022
McDermott, Chayce	RHP	2021
McGowan, Garrett	INF	2021
Mejias, Christian	RHP	2021-22
Melendez, Jaime	OF	2021
Melton, Jacob	OF	2022
Mendoza, Sean	INF	2021
Meszaros, Janos	RHP	2021
Meyers, Jake	OF	2019
Mezquita, Cristofer	LHP	2021
Miley, Deylen	RHP	2022
Moclar Jr., Mark	RHP	2021
Molina, Leosdany	INF	2022
Mushinski, Parker	LHP	2019
N (0)		
O (1)		
Orr, Cody	OF	2021-22
P (15)		
Palma, Miguel	C	2021-22
Palmer, Alex	RHP	2021
Papierski, Michael	C	2019
Paredes, Enoli	RHP	2019
Paulino, Juan	C/1B	2021
Pena, Jeremy	INF	2019
#Perez, Cionel	LHP	2019
Perez, Joe	INF	2021
Perry, Nate	C/1B	2021
Pineda, Juan	RHP	2019
Pinto, Franklin	OF	2021
Plumlee, Peyton	RHP	2021-22
Price, Collin	C	2022
Procopio, Daniel	RHP	2021
#Pruitt, Austin	RHP	2021
R (10)		
Ramirez, Yeunis	INF	2021-22
Ramirez, Yohan	RHP	2019
Reina, Fabricio	OF	2021-22
Rivas, Rainer	OF	2021
Robaina, Julio	LHP	2021
Rodriguez, Elian	RHP	2021
Rodriguez, Leovanny	RHP	2021
Rodriguez, Neno	C	2021
Rodriguez, Nivaldo	RHP	2021
Rodriguez, Ramiro	OF	2019
Rosado, Cesar	RHP	2019
S (13)		
Sacco Jr., Tommy	INF	2022
Sandle, Michael	OF	2021
Santa, Alimber	RHP	2022
Saldana, Abdiel	RHP	2019
Salgado, Bryant	RHP	2021-22
Sanabria, Carlos	RHP	2019
Sandoval, Edgardo	RHP	2019
Santos II, Alex	RHP	2021-22
Schreiber, Scott	OF	2019
Schroeder, Jayson	RHP	2021-22
Scrubbs, Andrew	RHP	2022
Shaver, Colton	C	2019
Sierra, Miguelangel	SS	2019
Solomon, Peter	RHP	2019
Stevenson, Cal	CF	2019
Stevens, Chad	INF	2021
Swanson, Nic	RHP	2022

FRONT OFFICE	ALL-TIME ROSTER		
THE WOODPECKERS	<i>T (5)</i>		
	Tamarez, Misael	RHP	2021
	Taveras, Diosmerky	RHP	2021
	Temple, Austin	RHP	2022
	Iskar, Heitor	RHP	2021
	Taylor, Chandler	OF	2019
MEDIA INFORMATION	Torres, Jojanse	RHP	2019
	<i>U (1)</i>		
	Ullola, Miguel	RHP	2022
	Urdaneta, Ronaldo	INF/OF	2021
	<i>V (1)</i>		
	Valdez, Enmanuel	3B	2019
HOUSTON ASTROS	Vega, Luis	RHP	2021
	<i>W (4)</i>		
	Wagner, Will	INF	2021
	Wenzel, Palmer	RHP	2022
	Whitaker, Tyler	OF/INF	2022
	Whitcomb, Shay	INF	2021
2022 IN REVIEW	Whitley, Forrest	RHP	2019, 2022#
	Williams, Justin	INF	2021-22
	Wroblewski, Ryan	C	2022
	In the franchise's four-year history, 139 players have appeared on the Shuckers roster (60 position players and 80 pitchers). Nick Ramirez has appeared as both a pitcher and position player.		
	BOLD - Played in Major Leagues		
	* - Only appeared in postseason		
WOODPECKERS HISTORY	# - Rehab Assignment		
	+ - Played for Woodpeckers as Minor League player and appeared on Rehab Assignment		
FAYETTEVILLE PRO BASEBALL			

SINGLE-SEASON HIGHS AND LOWS				
TEAM BATTING	HIGH	YEAR(S)	LOW	YEAR(S)
Average	.246	2021	.220	2022
Runs	651	2021	548	2022
Hits	1,090	2021	930	2022
Doubles	248	2019	184	2022
Triples	27	2021	20	2019, 2022
Home Runs	123	2019	111	2021
RBI	600	2021	497	2022
Walks	532	2019	500	2022
Strikeouts	1,408	2022	1,214	2021
Stolen Bases	228	2022	69	2019
Caught Stealing	59	2019	53	2022
At-Bats	4,445	2019	3,950	2021
TEAM PITCHING	HIGH	YEAR(S)	LOW	YEAR(S)
ERA	5.00	2021	3.50	2019
Complete Games	1	2019	0	2021
Shutouts	14	2019	6	2021
Saves	30	2019	22	2022
Innings Pitched	1,195.2	2019	1,026.2	2021
Hits Allowed	923	2019	868	2021
Runs Allowed	671	2021	546	2019
Earned Runs Allowed	570	2021	465	2019
Home Runs Allowed	87	2022	77	2019
Hit Batsmen	111	2021	79	2019
Walks Allowed	692	2022	546	2019
Strikeouts	1,476	2019	1,224	2021
Wild Pitches	196	2021	113	2019
Average Against	.226	2021	.211	2019
GENERAL	HIGH	YEAR(S)	LOW	YEAR(S)
Wins	72	2019	55	2021, 2022
Losses	75	2022	65	2021
Winning Percentage	.518	2019	.423	2022
Home Wins	47	2018	29	2022
Home Losses	37	2019	34	2021
Road Wins	35	2019	20	2021
Road Losses	40	2021	34	2019
Extra-Inning Games	12	2022	8	2021
Extra-Inning Wins	3	2021	2	2019, 2022
Extra-Inning Losses	10	2022	5	2021
Errors	137	2021	133	2019

FRONT OFFICE

THE WOODPECKERS

MEDIA INFORMATION

HOUSTON ASTROS

2022 IN REVIEW

OPPONENTS

WOODPECKERS HISTORY

FAYETTEVILLE PRO BASEBALL

FRONT OFFICE	SINGLE-SEASON INDIVIDUAL RECORDS			
	INDIVIDUAL BATTING		PLAYER	YEAR
THE WOODPECKERS	Average (min. 2.7 PA/Game)	.266	Corey Julks	2019
		.258	Jake Meyers	2019
		.253	Logan Cerny	2022
		.247	Nerio Rodriguez	2021
	Games	122	Tyler Whitaker	2022
		116	Leosdany Molina	2022
		112	Miguelangel Sierra	2019
		108	Michael Papierski	2019
	At-Bats	460	Tyler Whitaker	2022
		457	Leosdany Molina	2022
MEDIA INFORMATION		374	Michael Papierski	2019
		369	Miguelangel Sierra	2019
	Runs	59	Logan Cerny	2022
		58	Michael Papierski	2019
		55	Jake Meyers	2019
		54	Leosdany Molina	2022
	Hits	98	Leosdany Molina	2022
		93	Corey Julks	2019
		90	Joey Loperfido	2022
		88	Jake Meyers	2019
HOUSTON ASTROS	Doubles	28	Jake Meyers	2019
		25	Corey Julks	2019
		23	Colton Shaver	2019
		19	J.C. Correa, J.Arauz, T.Whitaker	2021/2019/2022
	Triples	4	Michael Sandle	2021
		4	Logan Cerny	2022
		3	Justin Dirden	2021
		3	Nerio Rodriguez	2021
		3	Corey Julks, Jake Meyers, Jeremy Pena	2019
	Home Runs	15	Jake Adams	2019
2022 IN REVIEW		15	Logan Cerny	2022
		14	Chandler Taylor	2019
		13	Miguelangel Sierra	2019
		12	Scott Manea	2019
	RBI	66	Jake Adams	2019
		54	Logan Cerny	2022
		54	Tyler Whitaker	2022
		50	Chandler Taylor	2019
	Walks	61	Michael Papierski	2019
		52	Corey Julks	2019
OPPONENTS		50	Chandler Taylor	2019
		48	Nerio Rodriguez	2021
	Strikeouts	180	Tyler Whitaker	2022
		146	Miguelangel Sierra	2019
		129	Chandler Taylor	2019
		113	Leosdany Molina	2022
	Stolen Bases	35	Logan Cerny	2022
		30	Joey Loperfido	2022
		25	Cody Orr	2022
		23	Ronaldo Urdaneta	2021
WOODPECKERS HISTORY	Caught Stealing	9	Joey Loperfido	2022
		7	Kenedy Corona	2021
		7	J.C. Correa	2021
	Slugging Percentage	.472	Logan Cerny	2022
		.428	Jake Meyers	2019
		.389	Corey Julks	2019
		.387	Scott Manea	2019
	On-Base Percentage	.369	Corey Julks	2019
		.360	Logan Cerny	2022
		.351	Michael Papierski	2019
FAYETTEVILLE PRO BASEBALL		.350	Nerio Rodriguez	2021
		.347	Scott Manea	2019
60		2023 FAYETTEVILLE WOODPECKERS		

SINGLE-SEASON INDIVIDUAL RECORDS			
INDIVIDUAL PITCHING		PLAYER	YEAR
Wins	9	Jojanse Torres	2019
	8	Edinson Batista	2022
	7	Leovanny Rodriguez	2019
Losses	11	Alex Santos II	2022
	9	Chad Donato	2019
	9	J.P. France	2019
ERA (MIN. 50 IP)	8	Deylen Miley	2022
	1.94	Jojanse Torres	2019
	2.42	Brett Conine	2019
	2.60	Edinson Batista	2022
	2.92	Nivaldo Rodriguez	2019
Games	3.02	Luis Garcia	2019
	34	Leovanny Rodriguez	2019
	32	Cesar Rosado	2019
	29	Jayson Schroeder	2022
Games Started	25	J.P. France	2019
	20	J.P. France	2019
	18	Shawn Dubin	2019
	15	Deylen Miley	2022
	14	Carlos Calderon	2022
Complete Games	14	Alex Santos II	2022
	1	Jojanse Torres	2019
Shutouts	2	Jojanse Torres	2019
Saves	5	Cesar Rosado	2019
	3	Jose Betances, Carlos Hiraldo	2021
	3	Jose Betances, Jayson Schroeder	2022
	3	Jacob Billingsley, Riley Cabral	2019
	3	Humberto Castellanos, Willy Collado	2019
Innings Pitched	104.2	Carlos Calderon	2022
	100.1	J.P. France	2019
	98.2	Shawn Dubin	2019
	93.1	Edinson Batista	2022
	89.0	Bryant Salgado	2022
	83.1	Deylen Miley	2022
Hits Allowed	92	Bryant Salgado	2022
	91	Cesar Gomez	2021
	88	J.P. France	2019
	86	Carlos Calderon	2022
Runs Allowed	81	Chad Donato	2019
	65	Shea Barry	2022
	61	Alex Santos II	2022
	58	Cesar Gomez	2021
	58	J.P. France	2019
ER Allowed	58	Bryant Salgado	2022
	55	Shea Barry	2022
	55	Alex Santos II	2022
	53	Cesar Gomez	2021
Home Runs Allowed	49	Jayson Schroeder	2021
	48	J.P. France	2019
	15	Alex Santos II	2022
	13	Nic Swanson	2022
	12	J.P. France	2019
Hit Batters	9	Chad Donato	2019
	9	Carlos Calderon	2022
	14	Jose Betances	2021
	14	Shea Barry	2022
Walks	13	Fabrizio Reina	2021
	10	Jayson Schroeder	2021
	65	Jayson Schroeder	2021
	61	Jayson Schroeder	2022
	60	Carlos Calderon	2022
	59	Deylen Miley	2022
Strikeouts	55	Miguel Ullola	2022
	120	Carlos Calderon	2022
	113	Edinson Batista	2022
	113	Carlos Calderon	2022
	111	Deylen Miley	2022
Wild Pitches	108	Shawn Dubin	2019
	22	Jayson Schroeder	2022
	20	Carlos Calderon	2022
	19	Jayson Schroeder	2021

FRONT OFFICE

THE WOODPECKERS

MEDIA INFORMATION

HOUSTON ASTROS

2022 IN REVIEW

OPPONENTS

WOODPECKERS HISTORY

FAYETTEVILLE PRO BASEBALL

YEARLY BATTING LEADERS

YEAR	Average	Games	At-Bats	Runs
2019	Corey Julks- .266	Miguelangel Sierra- 112	Michael Papierski- 374	Michael Papierski- 58
2021	Nerio Rodriguez- .247	Nerio Rodriguez- 83	Nerio Rodriguez- 312	Jordan Brewer- 49
2022	Joey Loperfido - .304	Tyler Whitaker - 122	Tyler Whitaker - 460	Logan Cerny - 59

YEAR	Hits	Doubles	Triples	Home Runs
2019	Corey Julks- 93	Jake Meyers- 28	Julks/Meyers/Pena- 3	Jake Adams- 15
2021	Nerio Rodriguez- 77	J.C. Correa- 19	Michael Sandle- 4	Justin Dirden- 11
2022	Leosdany Molina - 98	Tyler Whitaker - 19	Logan Cerny - 4	Logan Cerny - 15

YEAR	Runs Batted In	Walks	Strikeouts	Stolen Bases
2019	Jake Adams- 66	Michael Papierski- 61	Miguelangel Sierra- 146	Corey Julks- 10
2021	Nerio Rodriguez- 43	Nerio Rodriguez- 48	Nerio Rodriguez- 90	Ronaldo Urdaneta- 23
2022	L.Cerny/T.Whitaker - 54	Logan Cerny - 47	Tyler Whitaker - 180	Logan Cerny - 35

YEARLY PITCHING LEADERS

YEAR	Wins	Losses	ERA (min. 50 IP)	Games
2019	Jojanse Torres- 9	Chad Donato/J.P. France- 9	Jojanse Torres- 1.94	Leovanny Rodriguez- 34
2021	Robaina/Tamarez- 4	Cesar Gomez- 7	Alfredi Jimenez- 4.11	Jose Betances- 24
2022	Edinson Batista - 8	Alex Santos II - 11	Edinson Batista - 2.60	Jayson Schroeder - 29

YEAR	Saves	Innings-Pitched	Runs	Earned Runs
2019	Cesar Rosado- 5	J.P. France- 100.1	J.P. France- 58	J.P. France- 48
2021	Betances/Carlos Hiraldo- 3	Cesar Gomez- 70.0	Cesar Gomez- 58	Cesar Gomez- 53
2022	J.Betances/J.Schroeder - 3	Carlos Calderon 104.2	Shea Barry - 65	S.Barry/A.Santos II - 55

YEAR	Walks	Strikeouts	Complete Games	Shutouts
2019	J.P. France- 52	Shawn Dubin- 132	Jojanse Torres- 1	Jojanse Torres- 1
2021	Jayson Schroeder- 65	Diosmerky Taveras- 72	N/A	N/A
2022	Jayson Schroeder - 61	Miguel Ullola - 120	N/A	N/A

WOODPECKERS CAREER BATTING LEADERS

Games		At-Bats		Runs		RBI	
Player	No.	Player	No.	Player	No.	Player	No.
Tyler Whitaker	122	Tyler Whitaker	460	Kenedy Corona	62	Jake Adams	66
Leosdany Molina	116	Leosdany Molina	457	Logan Cerny	59	Victor Mascai	55
Yeuris Ramirez	113	Michael Papierski	374	Michael Papierski	58	Logan Cerny	54
Miguelangel Sierra	112	Miguelangel Sierra	369	Jake Meyers	55	Tyler Whitaker	54
Michael Papierski	108	Yeuris Ramirez	368	Leosdany Molina	54	Yeuris Ramirez	53
						Kenedy Corona	52
						Joey Loperfido	51
Doubles		Triples		Home Runs			
Player	No.	Player	No.	Player	No.		
Jake Meyers	28	Michael Sandle	4	Victor Mascai	16		
Corey Julks	25	Logan Cerny	4	Jake Adams	15		
Colton Shaver	23	Julks/Meyers/Pena	3	Logan Cerny	15		
Joey Loperfido	21	Dirden/Rodriguez	3	Chandler Taylor	14		
Kenedy Corona	21	Brewer/Correa	2	Miguelangel Sierra	13		
Stolen Bases		Grand Slams		Hits			
Player	No.	Player	No.	Player	No.		
Logan Cerny	35	Jake Adams	1	Leosdany Molina	98		
Joey Loperfido	30	Adonis Giron	1	Joey Loperfido	98		
Kenedy Corona	27	Logan Cerny	1	Corey Julks	93		
Cody Orr	25	Zach Dezenzo	1	Kenedy Corona	92		
Ronaldo Urdaneta	23			Jake Meyers	88		
Leosdany Molina	22			Michael Papierski	87		
				Tyler Whitaker	86		

WOODPECKERS CAREER PITCHING LEADERS

Wins		Losses		Innings Pitched		Walks	
Player	No.	Player	No.	Player	No.	Player	No.
Jojanse Torres	9	Alex Santos II	13	Carlos Calderon	133.1	Jayson Schroeder	126
Edinson Batista	8	Chad Donato	9	Alex Santos II	125.1	Carlos Calderon	83
Leovanny Rodriguez	7	J.P. France	9	J.P. France	100.1	Fabricio Reina	73
Bryant Salgado	7	Deylen Miley	8	Bryant Salgado	100.1	Shea Barry	70
Shawn Dubin	6	Cesar Rosado	7	Shawn Dubin	98.2	Alex Santos II	67
Luis Garcia	6	Cesar Gomez	7	Edinson Batista	94.1	Deylen Miley	59
Games Started		Saves		Strikeouts		Complete Games	
Player	No.	Player	No.	Player	No.	Player	No.
Alex Santos II	21	Jose Betances	6	Carlos Calderon	159	Jojanse Torres	1
J.P. France	20	Cesar Rosado	5	Alex Santos II	152		
Shawn Dubin	18			Shawn Dubin	132		
Carlos Calderon	17			Miguel Ullola	120		
Deylen Miley	15			Edison Batista	113		
Bryant Salgado	14			Deylen Miley	111		
				Luis Garcia	108		
Shutouts							
Player	No.						
Jojanse Torres	1						

YEAR-BY-YEAR RESULTS

YEAR	PARENT CLUB	W-L	PCT.	FINISH	MANAGER
2019	Houston Astros	72-67	.518	3rd	Nate Shaver
2021	Houston Astros	55-65	.458	3rd	Ray Hernandez/Wladimir Sutil
2022	Houston Astros	55-75	.423	5th	Joe Thon
TOTAL		182-207	.467		

YEAR	ATTENDANCE (LEAGUE RANK)	OPENINGS	AVERAGE (LEAGUE RANK)	CUMULATIVE TOTAL
2019	246,962 (3)	68	3,632 (4)	436,939
2021	173,243 (5)	57	3,039 (5)	318,031
2022	214,470 (6)	62	3,459 (5)	404,709
TOTAL	634,940	187	3,376	1,159,679

SEGRA STADIUM ATTENDANCE HIGHS

RANK	DATE	ATTENDANCE	OPPONENT	RESULT
1	9/9/22	6,711	LYN	W, 4-3 (11)
2	7/4/22	6,482	DE	L, 9-3
3	4/18/19	6,202	CAR	L 7-5
4	8/13/22	5,985	DE	L, 6-4
5	7/3/21	5,817	CAR	L 16-4
6	5/4/19	5,794	DE	L, 5-4
7	7/3/19	5,782	SAL	L, 2-1
8	6/14/19	5,659	POT	W, 6-4
9	6/15/19	5,619	POT	W, 8-0
10	6/4/22	5,573	FBG	W, 11-5

OPENING DAY LINEUPS

2019	4/4 at POT (W, 15-0)	2021	5/4 vs. CAR (L, 6-5)	2022	4/8 at KAN (L, 6-5)(13 Inn.)
Jake Meyers	CF	Ronaldo Urdaneta	SS	Logan Cerny	CF
Corey Julks	LF	Matthew Barefoot	LF	Leosdany Molina	SS
Seth Beer	DH	J.C. Correa	2B	Tyler Whitaker	RF
Jake Adams	1B	Nerio Rodriguez	C	Quincy Hamilton	LF
Colton Shaver	3B	Juan Paulino	1B	Joey Loperfido	DH
Bryan De La Cruz	RF	Yeuris Ramirez	3B	Miguel Palma	C
Jonathan Arauz	SS	Carlos Machado	DH	Cody Orr	3B
Michael Papierski	C	Adonis Giron	RF	Freddy Guilamo	1B
Alfredo Angarita	2B	Luis Guerrero	CF	Jaxon Hallmark	2B
Christian Javier	SP	Cesar Gomez	SP	Carlos Calderon	SP

HOME OPENER LINEUPS

2019	4/18 vs. CAR (L, 7-5)	2021	5/11 vs. KAN (W, 10-1)	2022	4/12 vs. SAL (L, 11-7)
Bryan De La Cruz	LF	Joe Perez	3B	Logan Cerny	CF
Corey Julks	RF	Matthew Barefoot	DH	Leosdany Molina	SS
Seth Beer	DH	J.C. Correa	SS	Tyler Whitaker	RF
Jake Adams	1B	Nerio Rodriguez	C	Quincy Hamilton	DH
Colton Shaver	3B	Zach Daniels	CF	Miguel Palma	C
Jake Mayers	CF	Justin Dirden	RF	Joey Loperfido	2B
Jonathan Arauz	SS	Shay Whitcomb	2B	Victor Mascai	1B
Michael Papierski	C	Yeuris Ramirez	1B	Kenedy Corona	LF
Miguelangel Sierra	2B	Ronaldo Urdaneta	LF	Cody Orr	3B
Enoli Paredes	SP	Alfredi Jimenez	SP	Ryan Gusto	SP

MONTHLY RECORDS

2019	APRIL	MAY	JUNE	JULY	AUGUST	SEPTEMBER
Record	14-12	10-18	13-13	16-13	17-11	2-0
Batting	.250	.252	.239	.236	.250	.228
Pitching	3.26	3.98	3.25	3.61	3.44	2.50
2021	APRIL	MAY	JUNE	JULY	AUGUST	SEPTEMBER
Record	No games	9-15	11-14	13-15	14-12	8-9
Batting	-	.250	.251	.265	.237	.214
Pitching	-	4.76	4.75	6.09	4.70	4.38
2022	APRIL	MAY	JUNE	JULY	AUGUST	SEPTEMBER
Record	8-12	12-14	13-12	8-15	9-18	5-4
Batting	.217	.222	.241	.186	.233	.205
Pitching	4.99	3.60	4.46	4.49	5.00	2.33

BOLD denotes monthly best *Italics* denotes monthly worst

MONTHLY HOME RUN BREAKDOWN

YEAR	April HRs	May HRs	June HRs	July HRs	August HRs	Sept. HRs	Total HRs Hit
2019	24	27	28	22	20	2	123
2021	-	23	22	28	22	16	111
2022	19	27	22	18	20	6	112
Total	43	77	72	68	62	24	346

ALL-TIME DOUBLE HEADERS

OPP	DATE	SCORES		OPP	DATE	SCORES	
vs. Carolina	4/20/2019	W, 3-2	W, 6-3	at Down East	7/29/2021	L, 8-7	L, 4-3
at Frederick	5/11/2019	L, 3-2	L, 3-2	vs. Myrtle Beach	8/20/2021	L, 5-3	W, 3-1
at Lynchburg	7/18/2019	W, 10-6	L, 8-1	at Down East	8/24/2021	L, 12-11	W, 4-2
at Potomac	7/20/2019	L, 4-3	W, 5-4	vs. Kannapolis	4/28/2022	W, 2-1	L, 0-3
vs. Lynchburg	7/24/2019	W, 4-3	W, 3-0	vs. Kannapolis	6/18/2022	W, 5-3	W, 8-2
vs. Frederick	8/24/2019	L, 3-4	W, 1-0	at Salem	8/7/2022	W, 6-5	W, 3-2
vs. Down East	8/31/2019	W, 6-5	L, 3-0	vs. Down East	8/10/2022	L, 1-2	W, 5-0
vs. Down East	9/4/2019	L, 3-0	W, 3-0				
vs. Down East	9/7/2019	L, 5-4	W, 7-2				
vs. Kannapolis	6/4/2021	W, 7-2	W, 2-1				
vs. Down East	6/11/2021	W, 10-9	L, 0-4				
vs. Carolina	6/30/2021	W, 9-3	W, 12-9				
vs. Down East	7/9/2021	W, 5-3	L, 11-9				
vs. Kannapolis	7/21/2021	L, 5-4	L, 15-2				

ALL-TIME RECORD: 6-3-12 HOME: 5-1-9 ROAD: 1-2-3
W-L-S

ALL-TIME COMPLETE GAMES

7/24/2019 vs. Lynchburg Jojanse Torres 7.0 IP 1 H 0 R 0 ER 1 BB 8 K Won, 3-0

ALL-TIME MULTI-HOME RUN GAMES

Date	Opponent	Player	Innings
8/17/2019	@ Frederick	Scott Manea	6th/8th
6/16/2021	@ Carolina	Luke Berryhill	3rd/8th
7/7/2021	vs. Down East	Ronaldo Urdaneta	2nd/8th
7/13/2021	@ Salem	Luke Berryhill	1st/4th
7/14/2021	@ Salem	Nate Perry	1st/5th
4/17/2022	vs. Salem	Joey Loperfido	2nd/8th
7/28/22	vs. Carolina	Joey Loperfido	1st/5th

GRAND SLAMS

All-Time Grand Slams				
Date	Opponent	Player	Inning	Against
6/30/2019	@ Potomac	Jake Adams	4th	A.J. Bogucki
6/30/2019	vs. Myrtle Beach	Jake Adams	7th	Brian Glowicki
8/22/2021	vs. Myrtle Beach	Adonis Giron	8th	Gabriel Jaramillo
6/11/2022	@ Delmarva	Logan Cerny	7th	Conor Grady
8/17/2022	@ Carolina	Zach Dezenzo	3rd	Jeferson Figueroa

ALL-TIME ALL-STAR GAME APPEARANCES

2019 Carolina League AS Game

Frederick, MD.

Jake Adams	INF
Enoli Paredes	RHP
Yohan Ramirez	RHP
Corey Julks	OF
Jake Meyers	OF
Seth Beer	OF
Colton Shaver	DH

ALL-TIME POSTSEASON HISTORY

2019 // Carolina League Divisional Championship

Mgr (Affiliate)	Date	Opponent	W/L	Score
Nate Shaver (Astros)	9/4/19	Down East (Rangers)	Loss	3-0
	9/4/19	Down East	Win	3-0
	9/7/19	at Down East	Loss	5-4
	9/7/19	at Down East	Win	7-2
	9/8/19	at Down East	Win	6-3

Won best-of-five series over Down East, 3-2

The Fayetteville Woodpeckers carried their inaugural season into the 2019 postseason with a 3-2 series victory over the Down East Wood Ducks, earning the Carolina League South championship. In a double-header at Segra Stadium on September 4th, the Woodpeckers recovered from a 3-0 shutout loss in Game One with a 3-0 victory in the night cap. Austin Hansen and Humberto Castellanos combined for the 7-inning shutout while Jeremy Pena provided a big two-run home run in the bottom of the third inning to even the series. Another double-header split followed on September 7th, as Down East walked off Game Three in the bottom of the eighth inning on a Yohel Pozo RBI single off Riley Cabral. With the season on the line, Fayetteville took the second game behind a 6-inning 10-strikeout performance from Luis Garcia, forcing a Game Five in Kinston. In the only nine-inning game of the series, Fayetteville trailed 1-0 until Chandler Taylor evened the game with a solo HR in the sixth inning. Marty Costes jumped Fayetteville ahead with a two-run double in the 7th, and David Hensley helped ice the series with a two-run single en route to the 6-3 victory and a trip to the Carolina League Championship Series.

2019 // Carolina League Championship

Date	Opponent	W/L	Score
9/10/19	at Wilmington (Royals)	Win	3-1
9/11/19	at Wilmington	Loss	4-5
9/12/19	Wilmington	Win	2-1
9/13/19	Wilmington	Loss	0-2
9/14/19	Wilmington	Loss	0-2

Lost best-of-five series to Wilmington, 3-2

Fayetteville's inaugural campaign came one win shy of capping off a miracle season as the Woodpeckers fell in five games to the Wilmington Blue Rocks in the 2019 Carolina League Championship...David Hensley (3-for-5) and Michael Reed (2-for-5) paced the top of the lineup in Game One, helping the Woodpeckers to a 3-1 victory. Wilmington evened the series with a come-from-behind three-run 7th inning in Game Two as the series traveled to Segra Stadium. Hensley again left his mark on the series with a go-ahead two-run double in the sixth inning to take Game Three by a 2-1 score. Nivaldo Rodriguez delivered one of the shining pitching performances of the series, a quality start with seven strikeouts over six innings of work. Only one win shy of a league crown, the Woodpeckers offense ran a ground, getting shutout on consecutive nights. MJ Melendez homered in Game 4 to help lock up a 2-0 victory for the Blue Rocks and force an all-deciding Game Five. In the winner-take-all game at Segra Stadium Dennicher Carrasco broke up a scoreless tie in the fourth inning with a solo HR off Luis Garcia and Nick Pratto's RBI double in the ninth capped another 2-0 victory and a come-from-behind effort from Wilmington to take the Carolina League Championship.



WOODPECKERS FIRSTS

First Game.....	4/4/2019 @ Potomac (7:05 first pitch by Christian Javier to Cole Freeman)
First Pitch.....	Christian Javier (4/4/2019 @ POT)
First Run.....	Michael Papierski, 4/4/2019 @ Potomac (3rd inning)
First Hit.....	Michael Papierski, 4/4/2019 @ Potomac (3rd inning, double)
First Double.....	Michael Papierski, 4/4/2019 @ Potomac (3rd inning)
First Triple.....	Bryan De La Cruz, 4/4/2019 @ Potomac (4th inning)
First Home Run.....	Jake Adams, 4/4/2019 @ Potomac (4th inning)
First Grand Slam.....	Jake Adams, 4/4/2019 @ Potomac (4th inning)
First RBI.....	Corey Julks, 4/4/2019 @ Potomac (4th inning, scores Michael Papierski)
First Walk.....	Alfredo Angarita, 4/4/2019 @ Potomac (3rd inning)
First Strikeout.....	Jake Meyers, 4/4/2019 @ Potomac (1st inning)
First Hit by Pitch.....	Seth Beer, 4/4/2019 @ Potomac (4th inning, Carlos Acevedo)
First Stolen Base.....	Alfredo Angarita, 4/6/2019 @ Potomac (3rd Inning, 3rd base)
First Caught Stealing.....	Jake Meyers, 4/6/2019 @ Potomac (5th inning, 2nd base)
First Sacrifice Fly.....	Jake Adams, 4/6/2019 @ Potomac (5th, Corey Julks scores)
First Error.....	Alfredo Angarita, 4/6/2019 @ Potomac (1st inning, fielding error)
First Cycle.....	
First 2-Hit Game.....	Jake Meyers, Corey Julks, Jonathan Arauz, 4/4/2019 @ Potomac
First 3-Hit Game.....	Bryan De La Cruz, 4/4/2019 @ Potomac
First 4-Hit Game.....	Jake Adams, 4/4/2019 @ Potomac
First Inside-the-Park Home Run.....	Kobe Kato, 9/12/2021 @ Kannapolis
First 2-Home Run Game.....	Scott Manea, 8/17/2019 @ Frederick
First 3-Home Run Game.....	
First 2-RBI Game.....	Jake Meyers, Seth Beer, 4/4/2019 @ Potomac
First 3-RBI Game.....	Seth Beer, 4/9/2019 @ Frederick
First 4-RBI Game.....	Jake Adams (7), 4/4/2019 @ Potomac
First Win.....	Carlos Sanabria, 4/4/2019 @ Potomac
First Loss.....	Yohan Ramirez, 4/6/2019 @ Potomac
First Save.....	Cesar Rosado, 4/10/2019 @ Frederick
First Complete Game.....	Jojanse Torres (7 innings), 7/12/2019 vs. Winston-Salem
First Nine-Inning Complete Game.....	
First Shutout Win.....	4/4/2019 @ Potomac (15-0)
First No-Hitter.....	Schroeder/Jaquez/Macuare!, 5/14/21 vs. Kannapolis
First Extra-Inning Game.....	4/8/2019 @ Frederick (12 innings)
First Extra-Inning Win.....	4/8/2019 @ Frederick (8-5)
First Walk-Off Win.....	6/1/2019 vs. Wilmington (2-1, Scott Schreiber solo HR)

SEGRA STADIUM FIRSTS

First Run.....	Seth Beer, 4/18/2019 vs. Carolina (4th inning solo HR)
First Hit.....	Bryan De La Cruz, 4/18/2019 vs. Carolina (1st inning single)
First Double.....	Jake Meyers, 4/18/2019 vs. Carolina (4th inning)
First Triple.....	Michael Papierski, 5/13/2019 vs. Salem (9th inning)
First Home Run.....	Seth Beer , 4/18/2019 vs. Carolina (4th inning solo HR)
First Grand Slam.....	Jake Adams, 6/30/2019 vs. Myrtle Beach (7th inning)
First RBI.....	Seth Beer, 4/18/2019 vs. Carolina (4th inning solo HR)
First Walk.....	Jake Adams, 4/18/2019 vs. Carolina (4th inning)
First Strikeout.....	Jake Meyers, 4/18/2019 vs. Carolina (2nd inning, looking)
First Stolen Base.....	Corey Julks, 4/23/2019 vs. Frederick (1st inning)
First Sacrifice Fly.....	Jake Meyers , 4/24/2019 vs. Frederick (3rd inning, scores Colton Shaver)
First Error.....	Enoli Paredes, 4/18/2019 vs. Carolina (3rd inning, dropped foul pop)
First Inside-the-Park Home Run.....	
First 2-Home Run Game.....	Ronaldo Urdaneta, 7/7/21 vs. Down East
First 3-Home Run Game.....	Daniel Mateo (DE), 7/9/22
First Win.....	Jose Bravo, 4/20/2019 vs. Carolina
First Loss.....	Leovanny Rodriguez, 4/18/2019 vs. Carolina
First Save.....	Carlos Sanabria, 4/30/2019 vs. Carolina
First Complete Game.....	Jojanse Torres (7 innings), 7/12/2019 vs. Winston-Salem
First Nine-Inning Complete Game.....	
First Shutout Win.....	4/29/2019 vs. Lynchburg
First No-Hitter.....	5/14/21 vs. Kannapolis (Schroeder/Jaquez/Macuare)
First Extra-Inning Win.....	7/24/2019 vs. Lynchburg (4-3 in 8 innings)

FRONT OFFICE

THE WOODPECKERS

MEDIA INFORMATION

HOUSTON ASTROS

2022 IN REVIEW

OPPONENTS

WOODPECKERS HISTORY

FAYETTEVILLE PRO BASEBALL

FAYETTEVILLE PRO BASEBALL HISTORY



The 2019 inaugural season for the Fayetteville Woodpeckers and the grand opening of Segra Stadium marked the arrival of the first minor league affiliated team in the area in over 20 years since the days of the Fayetteville Generals and Cape Fear Crocs. Prior to the Generals era, the history of professional baseball in Fayetteville dates back much further to the early 1900's. Local historians have been able to piece together the story of Fayetteville baseball through newspaper archives and eyewitness accounts.

The history of minor league baseball in the Fayetteville area dates back to at least 1909, when the Class D Fayetteville Highlanders joined the Eastern Carolina League, playing at Cape Fear Fairgrounds Park in 1909 and 1911. The ballpark was located on Gillespie Street in Fayetteville. The site has a marker for a Babe Ruth home run believed to be his first professional home-run hit in a March 1914 Spring Training game for the Baltimore Orioles, then a minor league franchise. During the 1910 season, the Highlanders captured the Eastern Carolina League championship with Olympic Champion and Pro Football Hall of Famer Jim Thorpe as a member of the roster and Charles C.A. Clancy as the reported manager of the team.

With the rise of World War I, the Highlanders ended operations until 1928. North Carolina Governor Bickett pronounced himself against professional baseball at the time saying, "The man who is able to play professional baseball ought to be either in a trench or in a furrow." In 1928-29 the Fayetteville Highlanders returned to the Class D Eastern Carolina League and featured future Pittsburgh Pirates infielder Pep Young during the 1928 season and Brooklyn Dodgers pitcher Van Mugo in 1929.

After another minor league hiatus in the 30's, the Fayetteville Cubs in 1946-48 took shape as an affiliate all three seasons for the major league Chicago Cubs. The Cubs competed in the Class D Coastal Plain League in its inaugural year and shifted to the Class B Tri-State League for the 1947-48 campaigns. In 1950, Fayetteville joined the Class B Carolina Baseball League and operated as a farm team of the Philadelphia Athletics, playing in its fourth league since 1946. The Fayetteville Hilanders (correct spelling for the 1953 to 1956 team) returned from 1953-56 as part of the Class B Carolina League. Fayetteville became a Baltimore affiliate in 1955 and a Cleveland affiliate in 1956, defeating Danville in a best-of-seven championship series to win the title. The 1956 championship to this day is the last one won by a professional baseball team in Fayetteville. After the championship the Hilanders folded the following season.

Fayetteville had a 31 year absence from minor league baseball which ended in 1987 when the Fayetteville Generals, a Detroit Tigers affiliate, joined the Class A South Atlantic League. Charles Padgett, Don Koonce, and Jimmy Bunce paid \$500,000 for the franchise that struggled financially until the 1989 season but then posted several positive years financially and with attendance in the early 90's. The Fayetteville Generals' uniforms were featured in the movie "Bull Durham." They also helped develop a number of major league players to include Travis Fryman, Juan Encarnacion, Frank Carlanotto, Gabe Kapler and others, before the end of their 10-year association in 1996. During the first season of the Generals, Fayetteville also opened the gates of newly constructed J.P. Riddle Stadium. Still standing today, it has a seating capacity of about 2,500 and was the home of all professional baseball in Fayetteville until the construction of Segra Stadium.

The next team to play in Fayetteville was the Cape Fear Crocs who arrived in 1997, an affiliate of the Montreal Expos. Some of the young Crocs' players who went on to the major leagues included Milton Bradley, Brandon Phillips, Cliff Lee and Brian Schneider. The Cape Fear Crocs won the 1999 second-half Northern Division title, but were unable to claim a South Atlantic League Championship during their history. The downfall of the Crocs was facility deficiencies and sagging attendance, resulting in the franchise being sold and moved to Lakewood, New Jersey.

The Fayetteville Swamp Dogs kept baseball alive in the years that followed. Founded in 2001, the independent franchise competed in the wooden-bat Coastal Plain League. Big league alumni include pitcher David Aardsma, slugger Mark Reynolds, pitcher Carter Capps and outfielder Andy Dirks. The team announced on October 3, 2019 that they would sit out the 2020 Coastal Plain League season and relocate afterwards, having failed to reach a new lease agreement at J. P. Riddle Stadium

In August of 2016, a two-team expansion of the Carolina League was approved and the Fayetteville City Council approved plans to build a new stadium by 2019. The startup franchise played as the Buies Creek Astros in 2017-18 and played its home games at Jim Perry Stadium on the campus of Campbell University, winning a Carolina League Championship in 2018. The Woodpeckers then took over the newest era of baseball in 2019.

FAYETTEVILLE HIGHLANDERS/HILANDERS

Year	League	CLASS	W-L	Finish	Manager	Stadium
1909	Fayetteville Highlanders/Eastern Carolina Lg.	D	49-41	3rd	Charles E. Moss, Charles Clancy	Cape FearFairgrounds
1910	Fayetteville Highlanders/Eastern Carolina Asso.	D	47-37	1st	Charles Clancy	Cape Fear Fairgrounds
1928	Fayetteville Hilanders/Eastern Carolina Lg.	D	53-60	5th	Lee Gooch, Pooly Hubert	Cape Fear Fairgrounds
1929	Fayetteville Highlanders/Eastern Carolina Lg.	D	55-62	4th	Cy Chislom, Marty Walters	Cape Fear Fairgrounds
1953	Fayetteville Hilanders/Carolina League	A	44-95	8th	Bill Bergeron, Kemp Wicker	Pittman Stadium
1954	Fayetteville Hilanders/Carolina League	A	86-51	1st	Hugh Taylor, Aaron Robinson	Pittman Stadium
1955	Fayetteville Hilanders/Carolina League	A	70-67	3rd	Aaron Robinson, Jack McKeon	Pittman Stadium
1956	Fayetteville Hilanders/Carolina League	A	78-71	4th	Dutch Meyer	Pittman Stadium

Players of Note

Jim Thorpe (OF, P)
1910 Fayetteville Highlanders
1913-19 New York Giants
1919 Boston Braves

Johnny Allen (P)
1928 Fayetteville Highlanders
1932-35 New York Yankees
1936-40 Cleveland Indians
1941-43 Brooklyn Dodgers
1943-44 New York Giants

Ken Deal (P)
1955 Fayetteville Highlanders

Pep Young (2B)
1928 Fayetteville Highlanders
1933-40 Pittsburgh Pirates
1945 St. Louis Cardinals

Dan Osinski (RP)
1956 Fayetteville Hilanders
1962-64 Los Angeles Angels
1965 Milwaukee Braves
1966-67 Boston Red Sox
1969 Chicago White Sox
1970 Houston Astros


Wynn Hawkins (P)
1956 Fayetteville Hilanders
1960-62 Cleveland Indians



Jack Sanford (1B)
1955 Fayetteville Hilanders
1940-41 Washington Senators
1946 Washington Senators

Jose Zardon (OF)
1953 Fayetteville Hilanders
1947-51 Havana Cubans
1945 Washington Senators

Aaron Robinson (C)
1943-47 New York Yankees
1948 Chicago White Sox
1949-51 Detroit Tigers
-1951 Boston Red Sox
- 1954 Fayetteville Hilanders (player/manager)
- 1955 Fayetteville Hilanders (manager).



Erskine Mayer (P)
1910 Fayetteville Highlanders
1912-1919 Philadelphia Phillies
1918-19 Pittsburgh Pirates
1919 Chicago White Sox
1939-47 Brooklyn Dodgers
1948-49 Pittsburgh Pirates



The 1956 Fayetteville Hilanders won the Carolina League championship in their final year of operation. They are the last team to win a minor league championship in Fayetteville.

FAYETTEVILLE GENERALS & CAPE FEAR CROCS

Year	League	CLASS	W-L	Finish	Manager	Stadium
1987	Fayetteville Generals/South Atlantic League	A	65-74	9th	Johnny Lipon	J.P. Riddle Stadium
1988	Fayetteville Generals/South Atlantic League	A	62-73	10th	Leon Roberts	J.P. Riddle Stadium
1989	Fayetteville Generals/South Atlantic League	A	70-69	6th	Gene Roof	J.P. Riddle Stadium
1990	Fayetteville Generals/South Atlantic League	A	82-61	2nd	Gene Roof	J.P. Riddle Stadium
1991	Fayetteville Generals/South Atlantic League	A	58-79	13th	Gerry Groninger	J.P. Riddle Stadium
1992	Fayetteville Generals/South Atlantic League	A	74-67	5th	Gerry Groninger	J.P. Riddle Stadium
1993	Fayetteville Generals/South Atlantic League	A	75-66	5th	Mark Wagner	J.P. Riddle Stadium
1994	Fayetteville Generals/South Atlantic League	A	62-75	10th	Dwight Lowry	J.P. Riddle Stadium
1995	Fayetteville Generals/South Atlantic League	A	86-55	1st	Dwight Lowry	J.P. Riddle Stadium
1996	Fayetteville Generals/South Atlantic League	A	76-63	5th	Dwight Lowry	J.P. Riddle Stadium
1997	Cape Fear Crocs/South Atlantic League	A	66-74	9th	Phil Stephenson	J.P. Riddle Stadium
1998	Cape Fear Crocs/South Atlantic League	A	80-61	4th	Luis Dorante	J.P. Riddle Stadium
1999	Cape Fear Crocs/South Atlantic League	A	75-65	5th	Frank Kremblas	J.P. Riddle Stadium
2000	Cape Fear Crocs/South Atlantic League	A	64-74	10th	Bill Masse	J.P. Riddle Stadium

Players of Note

Gabe Kapler (C)

1996 Fayetteville Generals
1998-99 Detroit Tigers
2000-02 Texas Rangers
2002-03 Colorado Rockies
2003-06 Boston Red Sox
2008 Milwaukee Brewers
2009-10 Tampa Bay Rays
Current - SF Giants Manager

Travis Fryman (INF)

1988 Fayetteville Generals
1990-97 Detroit Tigers
1998-2002 Cleveland Indians

Frank Catalanotto (INF)

1994 Fayetteville Generals
1997-99 Detroit Tigers
2000-02 Texas Rangers
2003-06 Toronto Blue Jays

Juan Encarnacion (OF)



1994 Fayetteville Generals
1997-2001 Detroit Tigers
1945 St. Louis Cardinals

Milton Bradley (OF)

1998 Cape Fear Crocs
2000-01 Montreal Expos
2001-03 Cleveland Indians
2004-05 Los Angeles Dodgers

Cliff Lee (P)

2000 Cape Fear Crocs
2002-2009 Cleveland Indians
2010 Texas Rangers
2011-14 Philadelphia Phillies



Brandon Phillips (2B)

2000 Cape Fear Crocs
2002-05 Cleveland Indians
2006-16 Cincinnati Reds

Brian Schneider (OF)


1997-98 Cape Fear Crocs
2000-04 Montreal Expos
2005-07 Washington Nationals
2008-09 New York Mets
2010-12 Philadelphia Phillies

Scott Strickland (P)

1997-98 Cape Fear Crocs
1999-2002 Montreal Expos
2002-03 New York Mets
2005 Houston Astros
2010 Florida Marlins

Jorge Julio (P)

1998 Cape Fear Crocs
2001-05 Baltimore Orioles
2006 New York Mets and Arizona Diamondbacks
2007 Florida Marlins and Colorado Rockies
2008 Cleveland Indians and Atlanta Braves
2009 Milwaukee Brewers



Gabe Kapler batted .300, hit 26 HR and drove in 99 RBI for the 1996 Fayetteville Generals. He is currently the manager of the San Francisco Giants.

FRONT OFFICE	NOTES
THE WOODPECKERS	
MEDIA INFORMATION	
HOUSTON ASTROS	
2022 IN REVIEW	
OPPONENTS	
WOODPECKERS HISTORY	
FAYETTEVILLE PRO BASEBALL	