

OMAHA STORM CHASERS GAME NOTES

vs. IOWA CUBS

LHP Ryan Yarbrough (0-0, 0.00 ERA) vs. RHP Riley Thompson (2-4, 5.65 ERA)

Thursday, June 29, 2023 | Game #74 | Home Game #39

7:05 CT First Pitch | Werner Park | Papillion, Nebraska

Radio: stormchasers.mixlr.com | TV: Bally Live, MiLB.TV

0-1 / 38-35

1-0 / 44-30

Omaha Storm Chasers | 12356 Ballpark Way, Papillion, Nebraska 68046 | (402) 738-5100 | OmahaStormChasers.com | @OMASstormChasers

UPCOMING SCHEDULE & PROBABLE PITCHERS

UPCOMING GAMES

OPPONENT

TIME (CT)

PROBABLE PITCHERS

Friday, June 30	IOWA	7:05 p.m. CT	RHP Max Castillo (2-6, 4.61 ERA) vs. TBD
Saturday, July 1	IOWA	7:05 p.m. CT	RHP Jonathan Bowlan (1-0, 7.20 ERA) vs. RHP Chris Clarke (0-2, 2.95 ERA)
Sunday, July 2	IOWA	2:05 p.m. CT	RHP Alec Marsh (2-0, 2.40 ERA) vs. TBD
Monday, July 3	IOWA	7:05 p.m. CT	LHP Angel Zerpa (0-1, 4.15 ERA) vs. TBD

THE MATCHUP

(UNDERLINE = MiLB LEADER) (BOLD = TRIPLE-A LEADER) (ITALICS = TRIPLE-A WORST)

.267 (5TH) AVG > .274 (3RD)	5.24 (12TH) < ERA 5.43 (15TH)
419 (9TH) R > 479 (1ST)	1.58 (15TH) WHIP > 1.56 (11TH)
655 (8TH) H > 666 (6TH)	.268 (16TH) AVG > .251 (4TH)
82 (14TH) HR > 96 (10TH)	647.1 (9TH) < IP 631.0 (20TH)
342 (12TH) BB > 380 (4TH)	672 (15TH) H > 605 (2ND)
627 (4TH) < K 662 (11TH)	417 (11TH) < R 423 (13TH)
143 (1ST) < SB 57 (15TH)	99 (12TH) HR > 85 (8TH)
.362 (7TH) OBP > .378 (2ND)	350 (11TH) < BB 377 (18TH)
.438 (12TH) SLG > .476 (2ND)	640 (14TH) K > 695 (4TH)
.800 (11TH) OPS > .854 (2ND)	1 (14TH) SHO > 5 (3RD)

ALL-TIME vs. Cubs531-5012 (.514)
 Since 2005: ALL-TIME in Omaha74-73 (.503)
 Since 2005: ALL-TIME in Iowa68-88 (.436)

2023 vs. Cubs2-3 (.400)
 2023 at Werner Park0-1 (.000)
 2023 at Principal Park2-2 (.500)

DATE	H/R	SCORE	WIN	LOSS	SAVE
4/11	R	L, 9-6	R. Elias	M. Mayers	M. Rodriguez
4/12	R	W, 10-6	J. Kowar	R. Thompson	-
4/13	R	L, 14-1	N. Neidert	J. Heasley	-
4/14	R	W, 11-8	C. Snider	M. Rodriguez	N. Wittgren
4/15	R	<i>PPD/Rain</i>			
4/16	R	<i>CNLD/Snow</i>			
4/16	R	<i>CNLD/Snow</i>			
6/28	H	L, 9-2	C. Kilian	B. Keller	
6/29	H				
6/30	H				
7/1	H				
7/2	H				
7/3	H				
8/8	H				
8/9	H				
8/10	H				
8/11	H				
8/12	H				
8/13	H				
9/5	R				
9/6	R				
9/7	R				
9/8	R				
9/9	R				
9/10	R				

STORM CHASERS ON THE RISE

8 Omaha players that appear on a Top-30 Royals prospects ranking

PLAYER (POSITION)	MLB PIPELINE	BASEBALL AMERICA
Tyler Gentry (OF)	Royals No. 6	Royals No. 7
Jonathan Bowlan (RHP)	Royals No. 7	Royals No. 13
Angel Zerpa (LHP) <i>REHAB</i>	Royals No. 9	Royals No. 14
Alec Marsh (RHP)	Royals No. 14	Royals No. 11
Will Klein (RHP)	Royals No. 22	Royals No. 23
Tucker Bradley (OF)	Royals No. 26	-
Anthony Veneziano (LHP) -		Royals No. 9
Christian Chamberlain (LHP) -		Royals No. 24

STORM CHASERS PRESS BOX

Game Notes compiled by Nicholas Badders

Credential Requests: nicholasb@omahastormchasers.com

Omaha Storm Chasers gameday information, as well as the 2023 Storm Chasers Media Guide can be found at milb.com/omaha/ballpark/media.

YESTERDAY'S GAME

	1	2	3	4	5	6	7	8	9	R	H	E	LO
Iowa	2	0	0	0	0	2	3	2	0	9	7	0	8
Omaha	0	0	0	2	0	0	0	0	0	2	5	1	12

WIN: Caleb Kilian (5-1) | LOSS: Brad Keller (0-1) | SAVE: None

PAPILLION, NEB. – While the Omaha Storm Chasers used three Major League rehab pitchers on the mound, the pitching staff combined to walk a season-high 12 as the Iowa Cubs took the series opener 9-2 at Werner Park.
 In his fourth rehab start this season and first with Omaha, left-hander **Angel Zerpa** threw a season-high 70 pitches as he worked into the 5th inning, holding Iowa to just two runs over 4.1 innings with five strikeouts. ... After allowing a two-run homer in the 1st inning, he put just five runners on base the rest of the way and stranded them all on, with a caught stealing and double play to erase two.
 While the Cubs led 2-0 going into the bottom of the 4th inning, the Chasers tied things up as John Rave opened the inning with a walk and **Logan Porter** singled him to third ... **Tucker Bradley** laid down a sacrifice bunt that scored Rave from third base and moved Porter to second, then **Tyler Gentry** doubled in Porter to tie the game at 2-2.
 Zerpa was relieved in the 5th inning by **Collin Snider**, who faced one batter but got two outs, inducing an inning-ending double play.
 The game swung in the 6th inning, as **Brad Keller** came in for his first rehab appearance and after getting a first-pitch groundout, walked his next four batters to put Iowa ahead for the rest of the game.
Walter Pennington allowed one of the three inherited runners in the 6th to score for a 4-2 Cubs lead, but Iowa took complete control in the 7th, as **Amir Garrett** surrendered a three-run homer with two outs in the inning to balloon Omaha's deficit to five runs, 7-2.
Evan Sisk allowed a pair to score in the eighth and **Dylan Coleman** worked a scoreless ninth with two strikeouts, but the Storm Chasers were held to just two hits over the final five innings in the loss.
 While Gentry contributed two hits, Porter reached in three of his four plate appearances to stretch his career-best on-base streak to 26 games ... **Clay Dungan** extended his on-base streak to 17 games with a 2nd inning single, while **Brewer Hicklen** pushed his to 14 straight games reaching base with a single in the 8th inning.

NOTES AND NUGGETS

JUNE TUNE

7 games under .500 entering June (22-29), the Storm Chasers have gone 16-6 this month and finished the 1st half a season-best 4 games above .500 (38-34) ... 16 wins this month lead the league and are tied for 4th-most of any full-season MiLB team.
 As an offense, Omaha's .280 average (205-for-733) ranks 4th in the International League, as does the team's .378 on-base percentage.
 As a pitching staff, a .237 opponents' average is tied for the league lead, while the team's 4.33 (95 ER in 197.1 IP) ERA ranks 2nd-best.
 In total, 42 players have seen time in a game with the Chasers this month ... all 19 hitters that have gotten an at-bat this month for Omaha have recorded a hit, while 17 of 19 have driven in at least one run ... 4 pitchers have not allowed a run this month, though only two of them are active.

PUSHING P(ORTER)

While he started off the season slugging in April and slumped in May, catcher **Logan Porter** has flipped a switch in June at the plate.

After finishing 2022 with the 4th-highest on-base percentage in Minor League Baseball (.442), Porter drew just 15 walks over 40 games between April and May, for a .325 OBP ... In June, he's drawn 20 walks over 20 games and has a .494 OBP this month, to go along with a .348 average (23-for-66), with hits in 16 of 20 games.
 Porter has reached base in 26 straight games dating back to May 23, a stretch where he's hitting .319 (29-for-91) with a .448 OBP ... It's the longest on-base streak of the season for an Omaha hitter, tied for the 2nd-longest active streak in the International League, tied for the 4th-longest in the Minors right now and the longest on-base streak in his career, passing a 23-game stretch he had in 2019.

THAT'S WHAT SPEED DO

The Chasers have 43 steals in 73 games (average 1.96 SB/game) and have been caught 27 times for a success rate of 84.12%.
 Despite just 8 steals in the last 10 games, the team's 143 steals are the most of any Triple-A team and still 5th of all teams in Minor League Baseball ... the Clearwater Threshers (Philadelphia Single-A) lead the minors (176).
 The Chasers have stolen at least one base in 51 of 73 games (69.86%), with multiple steals in 38 games and 10 occasions of 5+ steals.
 The Chasers' top two base stealers this season were both called up to Kansas City earlier this month ... promoted on June 12, **Dairon Blanco** is still 3rd in *Minor League Baseball* with 47 steals this season and 1st at the Triple-A level ... promoted on June 16, **Samad Taylor** stole 34 bases (in 39 attempts) with Omaha and still ranks 3rd in the league, 3rd in Triple-A and is tied 9th in the Minors.

THE FUTURE IS HERE

On Monday, it was announced pitcher **Will Klein** will represent the Kansas City Royals at the 2023 SiriusXM All-Star Futures Game at Seattle's T-Mobile Park on Saturday, July 8.
 Klein earned his first promotion to Triple-A on June 13 ... in 4 games with Omaha, he's allowed just 2 earned runs in 6.0 innings (3.00 ERA) and had recorded 11 strikeouts.
 Klein's fastball has averaged 97.5 mph over his 6.0 innings with Omaha with a team-best 100.7mph fastball in his outing on June 21 at Rochester.
 Between the two levels this season, Klein has 55 strikeouts in 35.1 IP (14.01 K/9), the highest K/9 among Royals minor league pitchers with at least 35.0 innings in 2023.

AT A GLANCE

RECENT (L1)

Last 5 Games3-2
 Last 10 Games7-3
 Last 20 Games15-5

BY HALF

1st Half38-34
 2nd Half0-1

HOME/AWAY

Home Games17-21
 Away Games21-14

TIME OF DAY

Night Games25-24
 Day Games13-11

MONTH

March1-0
 April9-15
 May12-14
 June16-6
 July
 August
 September

OPPONENT

vs. Columbus6-0
 vs. Gwinnett1-5
 vs. Indianapolis8-0
 vs. Iowa2-3
 vs. Louisville2-4
 vs. Memphis2-4
 vs. Nashville2-4
 vs. Rochester4-2
 vs. Scranton/WB3-3
 vs. St. Paul2-4
 vs. Toledo6-6

DAY OF THE WEEK

on Monday
 on Tuesday4-8
 on Wednesday5-8
 on Thursday6-6
 on Friday11-2
 on Saturday5-7
 on Sunday7-4

THIS WEEK'S SERIES

Record0-1
 Batting Average (.167)
 Runs/Per Game 2/2.0
 Home Runs 0
 ERA 9.0 (9 ER / 9.0 IP)
 Strikeouts (K/9) 9 (9.0)
 Saves/Opportunities 0/0

QUICK FACTS

Founded.....	2011 (1969-2010: Omaha Royals)
Colors.....	Royal Blue, Twister Gold, Blackout Black
League.....	International League (Since 2021)
Ownership.....	Alliance Baseball Omaha LLC
General Manager.....	Laurie Schlender (4th Year)
Home Ballpark (Capacity).....	Werner Park (9,023, 6,254 fixed seats)
Dimensions.....	LF- 310 CF- 402 RF- 315

ACTIVE ROSTER BREAKDOWN

Age 23.....	2	Native of Cuba.....	1
Age 24.....	3	Native of United States.....	21
Age 25.....	5	Native of Venezuela.....	4
Age 26.....	9	Acquired by Royals via Free Agency.....	12
Age 27.....	4	(International).....	2
Age 28.....	1	(Minor League).....	5
Age 29.....	1	(Undrafted).....	3
Age 30.....	1	Acquired by Royals via Trade.....	3
Age 31.....	1	Acquired by Royals via First Year Player Draft.....	14
Age 32.....	1	(High School).....	0
Age 33.....	1	(Rounds 1-5).....	7
Age 34.....	1	(2017 Draft).....	2
Average Age.....	26 Years 68 Days	(2nd Year/College).....	1
Median Age.....	26	(Rounds 6-10).....	3
		(2018 Draft).....	4
		(3rd Year/College).....	11
		(Rounds 11-20).....	2
		(2019 Draft).....	5
		(4th+ Year/College).....	2
		(Rounds 21-40).....	2
		(2020 Draft).....	3

PRO-NUN-SEE-AY-SHUNS

PLAYERS












2 RYAN GOINS.....	(GO-ins)
6 CLAY DUNGAN.....	(duhn-ginn)
11 ADEINY HECHAVARRIA.....	(ah-DAY-nee etch-ah-vah-RIA)
17 ANGELO CASTELLANO.....	(kass-tay-AH-noh)
21 MIKE MAYERS.....	(Myers)
22 JERMAINE PALACIOS.....	(pah-LAH-see-ohs)
31 JONATHAN BOWLAN.....	(boh-lin)
37 JACKSON KOWAR.....	(coh-wahr)
41 ANGEL ZERPA.....	(AHN-hel SAIR-pah)
48 RYAN YARBROUGH.....	(YAHR-bro)
50 MAX CASTILLO.....	(ca-STEE-yo)
55 JONAH DIPOTO.....	(dih-POH-to)
56 ANTHONY VENEZIANO.....	(va-nee-z-ee-ah-no)
60 JOSÉ BRICEÑO.....	(bree-SEN-yo)

COACHES















23 MIKE JIRSCHKE.....	(jursh-LEE)
33 DAVID NOWORYTA.....	(Nova-REE-tah)
52 BIJAN RADEMACHER.....	(bee-ZHON RAH-de-moch-err)

UNIFORM RECORDS

STANDARD UNIFORMS

 Blue Vortex Home: 6-11 Road: 0-0	 Blue O-Bolt Home: 4-1 Road: 21-15	 Powder SC Home: 5-5 Road: 0-0	 Powder O Home: 2-0 Road: 0-0
 Home White Home: 5-10 Road: 0-0	 Road Grey Home: 0-0 Road: 9-8	 Blue O-Bolt Home: 4-1 Road: 12-7	 Powder Blue Home: 5-5 Road: 0-0
 Black O-Bolt Home: 2-0 Road: 0-0	 Community Home: 0-2 Road: 0-0	 Star Wars Home: 1-0 Road: 0-0	

SPECIALTY/THEME NIGHTS (1-4)

 Black O-Bolt Home: 0-2 Road: 0-0	 Patriotic Home: 0-0 Road: 0-0	 Runzas Home: 0-1 Road: 0-0	 Cattlemen Home: 0-0 Road: 0-0	 Rockets Home: 0-0 Road: 0-0	 Marvel Home: 0-0 Road: 0-0	 Throwback Home: 0-0 Road: 0-0
 Patriotic Home: 0-1 Road: 0-0	 Runzas Home: 0-1 Road: 0-0	 Cattlemen Home: 0-0 Road: 0-0	 Rockets Home: 0-0 Road: 0-0	 Marvel Home: 0-0 Road: 0-0	 Throwback Home: 0-0 Road: 0-0	 Corn Home: 0-0 Road: 0-0

RECENT TRANSACTIONS

2023 BREAKING ROSTER

Pitchers (15): RHP Max Castillo, LHP Austin Cox, RHP Jonathan Heasley, RHP Jackson Kowar, RHP Brooks Kriske, LHP Marcelo Martinez, RHP Mike Mayers, RHP Andrés Núñez, LHP Drew Parrish, LHP Evan Sisk, RHP Collin Snider, RHP Josh Staumont, LHP Josh Taylor, RHP Ryan Weiss, RHP Nick Wittgren

Catchers (3): Freddy Fermin, Logan Porter, Jakson Reetz

Infielders (6): CJ Alexander, Angelo Castellano, Maikel Garcia, Nick Loftin, Nick Pratto, Samad Taylor

Outfielders (3): Dairon Blanco, Tucker Bradley, Brewer Hicklen

55.	6/1	INF Nick Loftin placed on the 7-Day Injured List	75.	OF Nate Eaton optioned to Omaha
56.		LHP Marcelo Martinez activated from the Development List	76.	C José Briceño transferred to Omaha from NW Arkansas (AA)
57.	6/2	RHP Jackson Kowar recalled by KANSAS CITY from Omaha	77.	C Jakson Reetz released
58.	6/7	LHP Austin Cox recalled by KANSAS CITY from Omaha	78.	6/18 RHP Brooks Kriske selected by KANSAS CITY from Omaha
59.	6/9	OF Nate Eaton recalled by KANSAS CITY from Omaha	79.	INF Matt Beatty selected by KANSAS CITY from Omaha
60.	6/11	INF CJ Alexander placed on the 7-Day Injured List	80.	6/20 LHP Drew Parrish transferred NW Arkansas (AA) from Omaha
61.		INF Greyson Jenista transferred to Omaha from NW Arkansas (AA)	81.	RHP Jonathan Bowlan transferred to Omaha from NW Arkansas (AA)
62.		INF Paxton Wallace transferred to Omaha from Quad Cities (A+)	83.	6/22 LHP Amir Garrett sent on a rehab assignment to Omaha
63.	6/12	OF Dairon Blanco selected by KANSAS CITY from Omaha	84.	RHP Mike Mayers sent outright to Omaha
64.	6/13	RHP Will Klein transferred to Omaha from NW Arkansas (AA)	85.	6/23 OF Nate Eaton recalled by KANSAS CITY from Omaha
65.		RHP Alec Marsh transferred to Omaha from NW Arkansas (AA)	86.	INF Paxton Wallace transferred to Omaha from Quad Cities (A+)
66.		OF John Rave transferred to Omaha from NW Arkansas (AA)	87.	6/24 LHP Ryan Yarbrough sent on a rehab assignment to Omaha
67.		INF Greyson Jenista transferred to NW Arkansas (AA) from Omaha	88.	RHP Jackson Kowar optioned to Omaha
68.		INF Paxton Wallace transferred to Quad Cities (A+) from Omaha	89.	RHP James McArthur recalled by KANSAS CITY from Omaha
69.		OF Kyle Isbel sent on a rehab assignment to Omaha	90.	6/26 OF Nate Eaton optioned to Omaha
70.		INF Matt Beatty assigned to Omaha	91.	6/27 RHP Daniel Mengden released
71.		INF Jermaine ios assigned to Omaha	92.	RHP Andrés Núñez traded to Boston Red Sox
72.	6/15	INF Johan Camargo released	93.	6/28 LHP Angel Zerpa sent on a rehab assignment to Omaha
73.	6/16	INF Adeiny Hechavarria assigned to Omaha	94.	RHP Brad Keller sent on a rehab assignment to Omaha
74.		INF Samad Taylor recalled by KANSAS CITY from Omaha	95.	LHP Marcelo Martinez released



MANAGER: MIKE JIRSCHLE • #23

- Mike Jirschele returns for his 15th season as Omaha's manager, his 18th season managing in Minor League Baseball and 32nd season overall with the Royals organization, named to the position of Storm Chasers manager on January 13, 2023, after previously managing Triple-A Omaha from 1995-97 and 2003-13.
- Jirschele served on the Kansas City Royals coaching staff as the Third Base Coach from 2014-19 and won the World Series in 2015. Jirschele most recently served as the bench coach under manager Chris Witheridge during the 2022 season with the Double-A Northwest Arkansas Naturals. He spent the 2021 season as Witheridge's bench coach for the High-A Central champion Quad Cities River Bandits and served as Special Assistant to the General Manager in 2020.
- In his second stint as Omaha's manager, over 11 years from 2003 to 2013, he led the team to four division titles, three consecutive trips to the Pacific Coast League Championship Series (2011-2013), two PCL titles (2011, 2013) and the team's first of two Triple-A National Championships in 2013.
- He earned the 2011 Mike Coolbaugh Award for *outstanding baseball work ethic, knowledge of the game and skill in mentoring young players on the field* and he is a four-time recipient of the Dick Howser Award (1992, 1994, 2005, 2011), recognizing outstanding work in player development within the Royals organization.
- Prior to his time with Omaha and Kansas City, he served as the Royals Minor League Infield Coordinator for four years, from 1998-2002, and he held managerial positions with Wilmington (1994), Rockford (1993) and the Gulf Coast Royals (1992).
- He appeared 999 games in the Minor Leagues across 13 years, between 1977 and 1990, including 22 games with the Omaha Royals between 1988 and 1989.



PITCHING COACH: DANE JOHNSON • #59

- Dane Johnson enters his fourth year in the Royals organization and as the Storm Chasers pitching coach, after joining Kansas City ahead of the 2020 season. 2023 marks his 24th season coaching overall.
- He previously spent one season in the Miami Marlins organization (2019) as a Pitching Consultant and 19 seasons with the Toronto Blue Jays as a Minor League Pitching Coach from 2000-03, Pitching Coordinator from 2004-14 and Major League Bullpen Coach from 2015-18.
- Prior to entering coaching, spent 15 years as a player, including over 280 games in the Minor Leagues and parts of three seasons in the Majors with the Chicago White Sox (1994), Blue Jays (1996) and Oakland Athletics (1997), also playing two seasons (1990-1991) in the Chinese Professional Baseball League.
- Johnson and his wife, Gina, reside in Palm Harbor, Florida. They have two children: a daughter, Madison (31), and son, Cobi (27).



HITTING COACH: BIJAN RADEMACHER • #52

- Bijan Rademacher (*bi-ZHON RAH-de-moch-err*) joins the Royals as the Omaha Storm Chasers Hitting Coach this year after spending the last two years with the Arizona Diamondbacks as their Minor League Hitting Coordinator (2021) and ACL Hitting Coach (2022).
- Prior to coaching, he spent eight years playing professionally (2012-2019), spanning seven seasons in the Chicago Cubs organization (2012-18) and slashed .280/.361/.402 over 702 career MiLB games, reaching as high as Triple-A. He also played one season in independent baseball (2019) with the New Britain Bees in the Atlantic League, in addition to an offseason in the Mexican Pacific Winter League.
- Over 243 career Triple-A games with the Iowa Cubs, he played 11 games at Werner Park and was a .378 hitter (14-for-37) with one homer and 5 runs batted in while playing in Omaha.
- Rademacher lives in Tempe, Arizona with his wife Melissa.



BENCH COACH: DAVID NOWORYTA • #33 (3RD BASE COACH)

- David Noworyta (*Nova-REE-tah*) enters his second year in the Royals organization and first as Omaha's Bench Coach, after making his coaching debut in 2022 as the Assistant Hitting Coach for the River Bandits Kansas City's High-A affiliate.
- Prior to coaching, he spent four years playing professionally (2018-21), including three minor league seasons in the Detroit Tigers organization (2018-20), and one with the Independent Pioneer League's Billings Mustangs in 2021. Before signing with Detroit in 2018, Noworyta graduated from the University of Hawaii with a bachelor's degree in communications and journalism, and played in parts of three seasons for their baseball team.
- Noworyta attended Holy Cross Academy (N.J.), where he played baseball and basketball, and was selected by the Royals in the 37th round of the 2014 MLB Draft. He resides in Hainesport, N.J. in the offseason.



CERTIFIED ATHLETIC TRAINER: JAMES STONE

- James Stone is entering his fifth season as the Certified Athletic Trainer for the Storm Chasers after serving the previous seven seasons with the Wilmington Blue Rocks (Royals High-A), including the 2015 season, in which he was named Carolina League Athletic Trainer of the Year.
- He joined the Kansas City organization in 2010 as the athletic trainer for the Class-A Burlington Bees. He came to the Royals after spending one season with the Central Valley Coyotes (Fresno, California) in Arena Football 2.
- Stone worked three seasons in the Florida Marlins organization, with stops in Jupiter (2008), Greensboro (2007) and Jamestown (2006), winning New York-Penn League Trainer of the Year honors in 2006.
- He was the Strength and Conditioning Coach for the Baltimore Orioles Class-A affiliate, the Delmarva Shorebirds, in 2005.
- Stone graduated with a bachelor's of science in kinesiology from Cal State-Northridge. He resides in Simi Valley, California with his dog, Ozzie.



STRENGTH & CONDITIONING COACH: YANNICK PLANTE

- Yannick Plante is entering his third season as the Strength & Conditioning Coach for the Storm Chasers, after being slated to serve in that role with Northwest Arkansas in 2020.
- He began with the Kansas City Organization in 2019 as the athletic trainer for the Burlington Royals (Advanced Rookie, Appalachian League). He was then a staff member of the Surprise Saguaros of the Arizona Fall League in the fall of 2019.
- Plante has a master's degree in kinesiology from the University of Calgary and a bachelor's degree in human kinetics with specialization in biophysics from the University of Ottawa. He currently lives in Ottawa, Ontario.



TONY MEDINA
MINOR LEAGUE/LATIN AMERICA
MEDICAL COORDINATOR



BEN NICHOLAS
PLAYER DEVELOPMENT TRAINEE



JEREMY OWENS
PLAYER DEVELOPMENT TRAINEE

Ryan Yarbrough - Pitching - Stat Splits - 2023 - Regular Season (MLB)																											
Split	Team	W	L	ERA	G	GS	CG	SHO	SV	IP	H	R	ER	HR	HB	BB	IBB	SO	WHIP	AVG	AB	WP	BK	GIDP	TBF	NP-S	
Home Games	KC	1	1	7.36	5	2	0	0	0	14.2	16	12	12	1	3	5	0	9	1.43	.281	57	1	0	0	66	257 - 168	
Away Games	KC	0	3	4.63	5	1	0	0	0	11.2	11	6	6	2	3	2	0	5	1.11	.262	42	0	0	3	47	189 - 123	
Day Games	KC	1	2	4.96	6	2	0	0	0	16.1	13	9	9	1	4	3	0	6	0.98	.224	58	1	0	1	66	246 - 167	
Night Games	KC	0	2	8.10	4	1	0	0	0	10.0	14	9	9	2	2	4	0	8	1.80	.341	41	0	0	2	47	200 - 124	
On Grass	KC	1	3	7.17	8	2	0	0	0	21.1	22	17	17	3	5	6	0	12	1.31	.272	81	1	0	2	93	354 - 229	
On Turf	KC	0	1	1.80	2	1	0	0	0	5.0	5	1	1	0	1	1	0	2	1.20	.278	18	0	0	1	20	92 - 62	
April	KC	0	3	6.35	8	1	0	0	0	17.0	19	12	12	2	5	4	0	7	1.35	.292	65	1	0	3	75	300 - 194	
May	KC	1	1	5.79	2	2	0	0	0	9.1	8	6	6	1	1	3	0	7	1.18	.235	34	0	0	0	38	146 - 97	
Pre All-Star	KC	1	4	6.15	10	3	0	0	0	26.1	27	18	18	3	6	7	0	14	1.29	.273	99	1	0	3	113	446 - 291	
On Mondays	KC	0	0	13.50	1	0	0	0	0	1.1	5	2	2	0	0	1	0	2	4.50	.556	9	0	0	0	10	53 - 34	
On Tuesdays	KC	0	1	12.27	1	1	0	0	0	3.2	5	5	5	1	0	3	0	5	2.18	.333	15	0	0	0	18	80 - 48	
On Wednesdays	KC	0	1	1.80	2	1	0	0	0	5.0	5	1	1	0	1	1	0	2	1.20	.278	18	0	0	1	20	92 - 62	
On Fridays	KC	0	1	3.38	2	0	0	0	0	5.1	3	2	2	1	2	1	0	2	0.75	.176	17	0	0	2	20	74 - 45	
On Saturdays	KC	0	0	9.00	2	0	0	0	0	4.0	3	4	4	0	2	1	0	0	1.00	.214	14	1	0	0	18	58 - 37	
On Sundays	KC	1	1	5.14	2	1	0	0	0	7.0	6	4	4	1	1	0	0	3	0.86	.231	26	0	0	0	27	89 - 65	
In games following a win	KC	0	2	6.75	2	1	0	0	0	5.1	7	4	4	1	1	1	0	3	1.50	.333	21	0	0	1	23	100 - 67	
In games following a loss	KC	1	2	6.00	8	2	0	0	0	21.0	20	14	14	2	5	6	0	11	1.24	.256	78	1	0	2	90	346 - 224	
Starter	KC	1	2	4.73	3	3	0	0	0	13.1	12	7	7	1	2	4	0	9	1.20	.250	48	0	0	1	54	223 - 148	
Reliever	KC	0	2	7.62	7	0	0	0	0	13.0	15	11	11	2	4	3	0	5	1.38	.294	51	1	0	2	59	223 - 143	

Ryan Yarbrough - Opposing Hitting - Stat Splits - 2023 - Regular Season (MLB)																							
Split	Team	AVG	G	AB	R	H	2B	3B	HR	RBI	BB	IBB	SO	SB	CS	OBP	SLG	OPS	HBP	SAC	SF	GIDP	
vs Left	KC	.261	10	23		6	0	0	1	5	5	0	4			.393	.391	.784	0	0	0	1	
vs Right	KC	.276	10	76		21	2	0	2	10	2	0	10			.341	.382	.723	6	0	1	2	
Team is ahead	KC	.313	6	48		15	2	0	1	6	3	0	7			.365	.417	.782	1	0	0	0	
Team is behind	KC	.185	5	27		5	0	0	0	2	2	0	1			.303	.185	.488	3	0	1	2	
Score is tied	KC	.292	5	24		7	0	0	2	7	2	0	6			.393	.542	.935	2	0	0	1	
Batting First	KC	.250	8	12		3	0	0	0	1	0	0	1			.357	.250	.607	2	0	0	0	
Batting Second	KC	.385	7	13		5	2	0	0	2	1	0	1			.429	.538	.967	0	0	0	1	
Batting Third	KC	.364	8	11		4	0	0	2	4	0	0	2			.417	.909	1.326	1	0	0	0	
Batting Fourth	KC	.125	9	8		1	0	0	0	0	3	0	2			.417	.125	.542	1	0	0	1	
Batting Fifth	KC	.364	8	11		4	0	0	0	2	0	0	2			.364	.364	.728	0	0	0	1	
Batting Sixth	KC	.300	9	10		3	0	0	0	2	1	0	1			.333	.300	.633	0	0	1	0	
Batting Seventh	KC	.000	9	12		0	0	0	0	0	1	0	2			.077	.000	.077	0	0	0	0	
Batting Eighth	KC	.200	9	10		2	0	0	0	0	1	0	2			.385	.200	.585	2	0	0	0	
Batting Ninth	KC	.417	8	12		5	0	0	1	4	0	0	1			.417	.667	1.084	0	0	0	0	
Leading Off	KC	.154	10	26		4	0	0	0	0	0	0	5			.185	.154	.339	1	0	0	0	
First Inning	KC	.000	3	9	0	0	0	0	0	0	0	0	4	0	0	.100	.000	.100	1	0	0	0	
Second Inning	KC	.200	3	10	0	2	0	0	0	0	0	0	3	0	1	.200	.200	.400	0	0	0	0	
Third Inning	KC	.077	4	13	2	1	0	0	1	2	0	0	1	0	0	.143	.308	.451	1	0	0	0	
Fourth Inning	KC	.556	4	18	7	10	1	0	1	7	4	0	1	1	1	.652	.778	1.430	1	0	0	2	
Fifth Inning	KC	.000	2	6	0	0	0	0	0	0	0	0	1	0	0	.143	.000	.143	1	0	0	0	
Sixth Inning	KC	.214	6	14	0	3	0	0	0	1	2	0	1	1	1	.294	.214	.508	0	0	1	1	
Seventh Inning	KC	.313	5	16	2	5	0	0	0	1	0	0	3	0	0	.353	.313	.666	1	0	0	0	
Eighth Inning	KC	.556	2	9	7	5	1	0	1	4	1	0	0	0	0	.636	1.000	1.636	1	0	0	0	
Ninth Inning	KC	.250	1	4	0	1	0	0	0	0	0	0	0	0	0	.250	.250	.500	0	0	0	0	
Bases Empty	KC	.203	10	64		13	1	0	0	0	2	0	10			.271	.219	.490	4	0	0	0	
Runner at 1st	KC	.316	10	19		6	1	0	1	3	3	0	3			.435	.526	.961	1	0	0	2	
Runner at 2nd	KC	.600	4	5		3	0	0	2	5	0	0	0			.600	1.800	2.400	0	0	0	0	
Runner at 3rd	KC	1.000	1	1		1	0	0	0	1	0	0	0			1.000	1.000	2.000	0	0	0	0	
Runners at 1st & 2nd	KC	.375	4	8		3	0	0	0	2	1	0	0			.444	.375	.819	0	0	0	1	
Runners at 1st & 3rd	KC	.000	2	1		0	0	0	0	1	0	0	1			.000	.000	.000	0	0	1	0	
Runners at 2nd & 3rd	KC	.000	1	0		0	0	0	0	0	0	0	0			1.000	.000	1.000	1	0	0	0	
Bases Loaded	KC	1.000	2	1		1	0	0	0	3	1	0	0			1.000	1.000	2.000	0	0	0	0	
Runners On	KC	.400	10	35		14	1	0	3	15	5	0	4			.488	.686	1.174	2	0	1	3	
Scoring Position	KC	.500	8	16		8	0	0	2	12	2	0	1			.550	.875	1.425	1	0	1	1	
No Outs	KC	.161	10	31		5	0	0	0	0	0	0	5			.188	.161	.349	1	0	0	2	
One Out	KC	.417	10	36		15	1	0	2	8	3	0	3			.500	.611	1.111	4	0	1	1	
Two Outs	KC	.219	10	32		7	1	0	1	7	4	0	6			.324	.344	.668	1	0	0	0	
Late / Close	KC	.333	2	9		3	1	0	1	3	0	0	2			.333	.778	1.111	0	0	0	0	
Ahead in Count	KC	.462	10	39		18	1	0	0	6	0	0	3			.475	.487	.962	1	0	0	0	
Behind in Count	KC	.250	10	24		6	1	0	2	6	7	0	4			.455	.542	.997	2	0	0	2	
0-0 Count	KC	.167	10	12		2	0	0	1	2	0	0	0			.286	.417	.703	2	0	0	0	
0-1 Count	KC	.429	10	14		6	1	0	0	3	0	0	0			.429	.500	.929	0	0	0	0	
0-2 Count	KC	.600	8	10		6	0	0	0	2	0	0	1			.600	.600	1.200	0	0	0	0	
1-0 Count	KC	.143	9	7		1	0	0	0	0	0	0	0			.250	.143	.393	1	0	0	1	
1-1 Count	KC	.000	10	3		0	0	0	0	1	0	0	0			.000	.000	.000	0	0	1	0	
1-2 Count	KC	.400	10	15		6	0	0	0	1	0	0	2			.438	.400	.838	1	0	0	0	
2-0 Count	KC	.000	5	1		0	0	0	0	0	0	0	0			.000	.000	.000	0	0	0	0	
2-1 Count	KC	.333	7	3		1	0	0	0	0	0	0	0			.333	.333	.666	0	0	0	0	
2-2 Count	KC	.048	9	21		1	0	0	0	0	0	0	7			.091	.048	.139	1	0	0	1	
3-0 Count	KC	.000	2	0		0	0	0	0	0	1	0	0			1.000	.000	1.000	0	0	0	0	
3-1 Count	KC	1.000	4	2		2	1	0	1	2	1	0	0			1.000	3.000	4.000	0	0	0	0	
3-2 Count	KC	.182	8	11		2	0	0	1	4	5	0	4			.471	.455	.926	1	0	0	1	
Pitcher	KC	.273	10	99		27	2	0	3	15	7	0	14			.354	.384	.738	6	0	1	3	



#48 RYAN YARBROUGH

LEFT-HANDED PITCHER (YAHR-bro)

BORN: December 31, 1991 in Austin, Texas (Age 31)

HOMETOWN: Lakeland, Florida

HEIGHT/WEIGHT: 6'5" / 215 LBS

SIGNED: December 13, 2022 with Kansas City as an MLB Free Agent

DRAFTED: 2014 MLB Draft – 4th Round by Seattle

DRAFTED: 2013 MLB Draft – 20th Round by Milwaukee

COLLEGE: Old Dominion University (Norfolk, Virginia)

HIGH SCHOOL: All Saints Academy (Winter Haven, Florida)

SEASON WITH STORM CHASERS: 1st Season

SCOUTING REPORT (SNK, CB, CUT, CH)

SINKER: Averages 87.3 mph, 27.4 % usage this year with Kansas City
CURVEBALL: Averages 72.2 mph, 26.2 % usage this year with Kansas City
CUTTER: Averages 84.2 mph, 24.7 % usage this year with Kansas City
CHANGEUP: Averages 78.8 mph, 21.7 % usage this year with Kansas City

LAST OUTING: SATURDAY, JUNE 24 @ ROCHESTER

Made his second rehab start, his first with Omaha, and held the Red Wings scoreless over 4.0 innings and 62 pitches (44 strikes) ... his 70.97% strike% is the 3rd-highest for an Omaha starter in a game this year ... allowed 2 singles in the 1st and doubles in the 2nd and 3rd but stranded all four on, did not walk a batter and struck out three ... retired his last five hitters of the game, including a 1-2-3 4th inning.

2022 SEASON

- Signed with the Royals as a free agent in December 2020, appeared in 10 games (3 starts) for the Royals after signing, has allowed 18 runs on 27 hits and 7 walks in 26.1 innings, with 14 strikeouts.
- Opened the season with 7 relief appearances and 3 of his first 5 were scoreless, then served as the "bulk" pitcher behind opener Taylor Clarke on April 21 @ Los Angeles (AL) and moved into the rotation with a start on April 26 @ Arizona
- MAY 8 vs. OAKLAND:** Completed 5.2 innings before exiting after being struck by a line drive, suffered three non-displaced fractures around his right eye ... was his longest outing since last July 28 at Baltimore (6.0 IP) ... allowed just 3 hits (all singles) ... earned his 1st win since September 22, 2022 vs. Toronto, his 1st win as a starter since Aug. 31, 2021 vs. Boston, snapping a run of 13 winless starts.
- Did not walk a batter in his 5/8 start, with just 7 walks to the 113 batters he's faced over 26.1 innings this season (6.2 BB%).
- Placed on Kansas City's 15-Day Injured List on May 8, transferred to the 60-Day Injured List on May 17 ... sent on a Major League rehab assignment to the Arizona Complex League on June 19, transferred to Omaha for his rehab assignment to continue on June 24.

CAREER NOTES

CAREER HIGHLIGHTS

- Has a 40-35 record over 136 career outings, 30 of those wins have come in relief, which are the most in the Majors since 2018, 3 more than Adam Ottavino and Craig Stammen (27 each) ... the next closest left hander is Brent Suter (24)
- Entering 2022, his .563 career win percentage ranks 7th among AL pitchers since 2018 (min. 70 decisions).
- Has thrown his cutter 34.5% of the time in his career, which is the 4th-highest rate in the Majors since 2018 (min. 5,000 pitches).
- His career first-pitch strike rate of 64.4% is tied for the 5th-highest mark in the American League since 2018 (min. 500.0 IP) ... in 2022, he recorded a career-best 67.7% first-pitch strike rate, which ranked 5th in the American League (min. 80.0 IP).

- 2022** Had four stints with the Rays in 2022 but also had two stints on the Injured List ... was placed on the IL before making an appearance with left groin tightness and ended the season on the IL with a right oblique strain.
- He made his fifth consecutive Opening Day roster in 2022 and was originally announced as the Rays fifth starter ... he was placed on the IL with left groin tightness on April 11, retroactive to April 8, and missed 23 games before making his season debut on May 3.
- On May 26 vs. the Yankees, took a no-hitter into the 6th inning, when he began the frame with a hit batter and back-to-back singles.
- Over his first 8 appearances (6 starts), he went 0-4 with a 5.82 ERA (22 ER in 34.0 IP), but over his final two stints with the Rays, from July 16 to September 22, he went 3-4 with a 3.52 ERA (18 ER in 46.0 IP) in 12 outings (3 starts).

- 2021** Led the Rays with a career-high 155.0 innings over 30 appearances (21 starts).
- Led the Majors with a 1.57 BB/9 (min. 150.0 IP) and ranked 6th in the AL with a 4.33 K/BB.
- Exit velocity was 84.8 mph, lowest in the American League and 2nd lowest in the Majors behind Zack Wheeler (84.6) ... only 28.2% of his batted balls were categorized as "hard hit" (95+ mph), the lowest rate in the Majors.
- In Baseball America's 2021 Best Tools survey of Managers, Coaches and Executives, his changeup ranked 3rd in the American League behind Lucas Giolito and Shohei Ohtani.
- He threw his only career complete game on June 3, 2021 vs. the Yankees, which marked the first by a Rays pitcher since May 14, 2016, snapping the club's drought at 731 games, the longest such drought in Major League history, according to Elias.

- 2020** Held opponents to an exit velocity of 82.6 mph, according to Statcast, lowest in the Majors.
- 2019** Ranked 2nd among Rays pitchers with 141.2 innings ... he went 11-6 in 28 outings (14 starts), becoming the only pitcher in Rays history to record double-digit wins in each of his first two seasons in the Majors.
- Among pitchers who recorded at least 100.0 innings, he ranked 1st in the Majors in averaging 14.5 pitches per inning ... he also ranked 3rd in the Majors with a 1.27 BB/9 and 3rd in the American League with a 1.00 WHIP, trailing only Justin Verlander (0.80) and Gerrit Cole (0.89).

- MISCELLANEOUS**
- Ryan and his wife, Nicole, have one child, Harper, who was born in October 2021, and a 5-year-old chocolate lab named Cooper.
- His alma mater, Old Dominion, lines its outfield wall with photos of Major Leaguers that have come through the program ... Ryan and Royals Manager Matt Quatraro were invited back for a banquet in honor of being added to the wall in January 2019 ... Winnie Pasquantino was attending ODU at the time and was in attendance.
- He was selected by Seattle in the 4th round of the 2014 Draft out of Old Dominion ... he spent two years at Santa Fe College (Fla.) before transferring ... + was originally selected by Milwaukee in the 20th round of the 2013 Draft, but returned to ODU for his senior season.
- January 11, 2017 – Acquired by Tampa Bay with OF Mallex Smith and IF Carlos Vargas from Seattle for LHP Drew Smyly.

CAREER PITCHING

SEASON	TEAM	W	L	ERA	G	GS	CG	SHO	SV	SVO	IP	H	R	ER	HR	HB	BB	IBB	SO	WHIP	AVG	AB	WP	BK	GDP	TBF	NP-S
2014	Pulaski (R)	0	0	0.00	2	0	0	0	1	1	4.0	1	0	0	0	1	0	5	0.50	.071	14	0	0	0	15	28-24	
	Everett (A-)	0	1	1.40	12	10	0	0	0	0	38.2	25	7	6	1	2	4	0	53	0.75	.180	139	0	2	145	269-248	
2015	AZL Mariners (R)	0	0	1.80	4	4	0	0	0	0	10.0	11	5	2	0	0	1	0	13	1.20	.282	39	2	0	1	40	70-66
	Clinton (A)	0	1	13.50	2	2	0	0	0	0	5.1	12	8	8	0	1	4	0	1	3.00	.462	26	1	0	1	31	91-54
2016	Bakersfield (A+)	4	7	3.76	16	16	0	0	0	0	81.1	86	44	34	7	5	18	0	74	1.28	.266	323	3	1	2	350	679-535
	Jackson (AA)	12	4	2.95	25	25	1	1	0	0	128.1	112	45	42	7	4	31	0	99	1.11	.232	482	3	0	5	522	2022-1338
2017	Durham (AAA)	13	6	3.43	26	26	0	0	0	0	157.1	144	65	60	20	8	39	1	159	1.16	.243	592	2	0	10	645	2474-1618
2018	TAMPA BAY	16	6	3.91	38	6	0	0	0	0	147.1	140	70	64	18	8	50	6	128	1.29	.246	568	1	0	10	628	2398-1567
2019	Durham (AAA)	2	1	3.81	5	4	0	0	0	0	26.0	24	11	11	2	3	3	0	35	1.04	.238	101	2	0	1	107	397-278
	TAMPA BAY	11	6	4.13	28	14	0	0	0	1	141.2	121	69	65	15	9	20	2	117	1.00	.228	530	0	1	14	563	2057-1377
2020	TAMPA BAY	1	4	3.56	11	9	0	0	0	0	55.2	54	22	22	5	7	12	1	44	1.19	.256	211	2	0	2	234	834-570
2021	TAMPA BAY	9	7	5.11	30	21	1	0	0	0	155.0	163	96	88	25	9	27	2	117	1.23	.267	610	1	1	8	653	2488-1659
2022	Durham (AAA)	2	2	4.55	7	7	0	0	0	0	27.2	32	18	14	3	3	12	0	26	1.59	.286	112	0	1	3	128	472-301
	TAMPA BAY	3	8	4.50	20	9	0	0	0	0	80.0	88	44	40	12	11	22	0	61	1.38	.276	319	3	0	7	355	1355-898
2023	ACL Royals (R)	0	1	9.00	1	1	0	0	0	0	3.0	5	3	3	1	0	0	0	2	1.67	.357	14	0	0	0	14	19-19
	Omaha (AAA)	0	0	0.00	1	1	0	0	0	0	4.0	4	0	0	0	0	0	0	3	1.00	.250	16	0	0	0	16	62-44
	KANSAS CITY	1	4	6.15	10	3	0	0	0	0	1	26.1	27	18	18	3	6	7	0	14	1.29	.273	99	1	0	3	113
MAJOR LEAGUE TOTALS (6 Seasons)		41	35	4.41	137	62	1	0	0	2	606.0	593	319	297	78	50	138	11	481	1.21	.254	2337	8	2	44	2546	9578-6362
Minor League Totals (7 Seasons)		33	23	3.34	101	96	1	1	1	1	485.2	456	206	180	41	26	113	1	470	1.17	.245	1858	13	2	25	2013	6583-4525

SEASON / CAREER HIGHS

SEASON	CAREER
5/7/2023 vs. OAKLAND	5.2
6/19/2023 @ ACL White Sox	5 (3x)
5/2/2023 vs. BALTIMORE	5
5/2/2023 vs. BALTIMORE	5
5/2/2023 vs. BALTIMORE	3
5/2/2023 vs. BALTIMORE	5
5/7/2023 vs. OAKLAND	20
5/2/2023 vs. BALTIMORE	80
6/24/2023	4.0 IP
INNINGS PITCHED	9.0
HITS ALLOWED	10 (9x)
RUNS ALLOWED	9
EARNED RUNS ALLOWED	7 (5x)
HOME RUNS ALLOWED	3 (2x)
WALKS ALLOWED	5
STRIKEOUTS	13
BATTERS FACED	33
PITCHES THROWN	113
SCORELESS STREAK	18.0 IP
6/3/2021 @ NEW YORK (AL)	
6/18/2022 vs. Louisville	
4/7/2021 @ BOSTON	
9/13/2021 @ TORONTO	
5/24/2021 @ TORONTO	
5/2/2017 @ Gwinnett	
7/21/2017 vs. Lehigh Valley	
6/3/2021 @ NEW YORK (AL)	
6/3/2021 @ NEW YORK (AL)	
9/20/2020 TO 4/7/2021	

2023 RUN SUPPORT (OMAHA STARTS ONLY)

RUNS SCORED	0	1	2	3	4	5	6	7	8	9	10+
GAMES	1										
PLAYER W-L	0-0										
Team W-L	0-1										

2023 GAME-BY-GAME

DATE	OPPONENT	RES	LEFT GAME	DEC	IP	H	R	ER	HR	HB	BB	SO	BF	NP-S
4/1	MINNESOTA *	L, 2-0	END 7TH, LOSING 2-0	-	1.2	0	0	0	0	0	0	0	5	12-9
4/3	TORONTO *	W, 9-5	TOP 7TH, WINNING 9-2	-	1.1	5	2	2	0	0	1	2	10	53-34
4/7	@ SAN FRANCISCO *	W, 3-1	BOTTOM 8TH, WINNING 3-1	-	1.1	0	0	0	0	0	1	1	5	22-14
4/9	@ SAN FRANCISCO *	L, 3-1	END 8TH, LOSING 3-1	L	1.1	3	3	3	1	0	0	1	7	23-16
4/12	@ TEXAS *	W, 10-1	END 9TH, WIN 10-1	-	1.0	1	0	0	0	0	0	0	4	15-11
4/15	ATLANTA *	L, 9-3	TOP 8TH, LOSING 6-3	-	2.1	3	4	4	0	2	1	0	13	46-28
4/21	@ LOS ANGELES (AL) *	L, 2-0	MIDDLE 7TH, LOSING 2-0	L	4.0	3	2	2	1	2	0	1	15	52-31
4/26	@ ARIZONA	L, 2-0	MIDDLE 5TH, LOSING 1-0	L	4.0	4	1	1	0	1	1	2	16	77-51
5/2	BALTIMORE	L, 11-7	TOP 4TH, LOSING 5-3	L	3.2	5	5	5	1	0	3	5	18	80-48
5/7	OAKLAND	W, 5-1	TOP 6TH, INNING 2-1	W	5.2	3	1	1	0	1	0	2	20	66-49

ARIZONA COMPLEX LEAGUE ROYALS, R

DATE	OPPONENT	RES	LEFT GAME	DEC	IP	H	R	ER	HR	HB	BB	SO	BF	NP-S
6/19	@ ACL White Sox	L, 4-2	Middle 4th, losing 3-2	L	3.0	5	3	3	1	0	0	2	14	19-19

OMAHA STORM CHASERS, AAA

DATE	OPPONENT	RES	LEFT GAME	DEC	IP	H	R	ER	HR	HB	BB	SO	BF	NP-S
6/24	@ Rochester	L, 3-2	Middle 5th, winning 1-0	-	4.0	4	0	0	0	0	0	3	16	62-44

(Q) Indicates Quality Start

* Indicates Relief Appearance

INDICATES GAME WITH KANSAS CITY

2023 BATTED BALL STATISTICS (MLB)

BABIP	GB/FB	LD%	GB%	FB%	IFFB%	HR/FB	Pull%	Cent%	Oppo%	SwStr%
.289	0.86	16.9%	38.6%	44.6%	13.5%	8.1%	34.9%	38.4%	26.7%	8.5%

vs. IOWA IN 2023

W	L	ERA	G	GS	CG	SHO	GF	HLD	SV	SVO	IP	H	R	ER	HR	HB	BB	IBB	SO	WHIP	AVG
---	---	-----	---	----	----	-----	----	-----	----	-----	----	---	---	----	----	----	----	-----	----	------	-----

vs. IOWA HITTERS IN 2023

PLAYER	AVG	AB	H	2B	3B	HR	RBI	BB	SO	PLAYER	AVG	AB	H	2B	3B	HR	RBI	BB	SO
--------	-----	----	---	----	----	----	-----	----	----	--------	-----	----	---	----	----	----	-----	----	----

PLAYER

QUICK NOTES

CAREER HIGHS

32 CHRISTIAN CHAMBERLAIN

LHP • L/L • 5'10" • 175 lbs • 7/20/1999 (23)
2020 MLB Draft – Round 4 (Oregon State)
Born: Grand Junction, Colorado • Resides: Reno, Nevada

57 DYLAN COLEMAN

RHP • R/R • 6'5" • 235 lbs • 9/16/1996 (26)
Traded from San Diego – 11/5/2020
Born: Potosi, Missouri • Resides: Mineral Point, Missouri

55 JONAH DIPOTO

RHP • R/R • 6'1" • 225 lbs • 9/3/1996 (26)
2019 MLB Draft – Round 35 (UC San Diego)
Born: Queens, N.Y. • Resides: San Diego, Calif.

54 AMIR (MLB REHAB) GARRETT

LHP • R/L • 6'5" • 245 lbs • 5/3/1992 (31)
Traded from Cincinnati – 3/16/2022
Born: Apple Valley, Calif. • Resides: Las Vegas, Nev.

34 JONATHAN HEASLEY

RHP • R/R • 6'3" • 235 lbs • 1/27/1997 (26)
2018 MLB Draft – Round 13 (Oklahoma State)
Born: Plano, Texas • Resides: Dallas, Texas

51 BRAD (MLB REHAB) KELLER

RHP • R/R • 6'5" • 250 lbs • 7/27/1995 (27)
Traded from Cincinnati – 12/14/2017
Born: Snellville, Georgia • Resides: Apollo Beach, Florida

62 WILL KLEIN

RHP • R/R • 6'5" • 230 lbs • 11/28/1999 (23)
2019 MLB Draft – Round 2/CBB (Arizona State)
Born: Maryville, Tenn. • Resides: Bloomington, Ind.

37 JACKSON KOWAR

RHP • R/R • 6'5" • 215 lbs • 10/4/1996 (26)
2018 MLB Draft – Round 13/3rd Overall (Florida)
Born: Weddington, N.C. • Resides: Charlotte, N.C.

21 MIKE MAYERS

RHP • R/R • 6'2" • 220 lbs • 12/6/1991 (31)
Signed 12/22/2022 as a Minor League Free Agent
Born: Grove City, Ohio • Resides: Naples, Florida

40 WALTER PENNINGTON

LHP • L/L • 6'2" • 205 lbs • 4/14/1998 (25)
Signed 8/19/2020 as an Undrafted Free Agent (Cala School of Mines)
Born: Englewood, Colo. • Resides: Broomfield, Colo.

47 EVAN SISK

LHP • L/L • 6'2" • 195 lbs • 4/23/1997 (26)
Traded from Minnesota – 1/24/2023
Born: Pineville, N.C. • Resides: Chester, S.C.

43 COLLIN SNIDER

RHP • R/R • 6'4" • 205 • 10/10/1995 (27)
2017 MLB Draft – Round 12 (Vanderbilt)
Born/Resides: Murfreesboro, Tennessee

56 ANTHONY VENEZIANO

LHP • L/L • 6'6" • 200 • 9/1/1997 (25)
2019 MLB Draft – Round 10 (Coastal Carolina)
Born/Resides: Hackettstown, New Jersey

Ranked by Baseball America as the No. 24 Royals prospect

2023: Opened the year in NW Arkansas (AA) and made 20 appearances out of the bullpen for the Nationals and went 1-2 with a 1.99 ERA (7 ER in 31.2 IP), and struck out 49 (13.93 K/9) ... 14 of 20 Double-A appearances were scoreless ... promoted to Omaha on 6/20, made Triple-A debut 6/20 @ ROC (1.0 IP, 2 R, 2 K).
2022: After beginning the season with Quad Cities (A+), was assigned to NW Arkansas (AA) on May 31 and finished the season in Double-A ... pitched 33 games between the two levels, among Royals minor league pitchers with at least 40.0 innings pitched, his 13.22 K/9 and 29.6% K% both ranked 3rd-best ... his 19.3% BB% was 2nd-most.
2021: Assigned to Quad Cities (A+) on 5/23 to begin his career in professional baseball and pitched two games out of the bullpen for the River Bandits, going 1-0 with a 9.1 ERA (2 ER in 3.2 IP) with just one walk and six strikeouts, before being placed on the 7-Day Injured List on 6/14, where he remained for the rest of the season.

4SFB (95-96), SL, SNK, CB

CONSECUTIVE BATTERS RETIRED: 0

SCORELESS STREAK: 0.0 IP

2023: Made his second consecutive Opening Day Roster with the Royals, allowed 10 ER in 5.0 IP (18.00 ERA) in 5 games with 7 H, 7 BB & 5 K ... 12 of 18 Omaha appearances have been scoreless ... optioned to Omaha on 4/14, appeared in his first game 5/2 vs. LOU ... 32 of 50 outs he's recorded with Omaha this year are strikeouts (19 on Sweeper & 13 on 4SFB) 16.00 K/9 (32 K in 18.0 IP) ranks 4th in the organization among Royals minor league arms (min 10.0 IP).
2022: Spent nearly the entire season in Kansas City, pitching in 68 games for the Royals with a 5-2 record and 2.78 (21 ER in 68.0 IP) and 71 strikeouts ... 2nd-most appearances among rookie relievers, 8th in ERA, and 9th in strikeouts ... did not allow a HR over the final 26.0 innings of the season ... pitched 1 game for Omaha on May 24.
2021: Opened the season in NW Arkansas (AA) and assigned to Omaha on 7/8 ... earned his first MLB call-up on 9/20 and pitched in 5 games for Kansas City with 7 K in 6.1 IP.

4SFB (95-97), SW, SL

CONSECUTIVE BATTERS RETIRED: 2 (6/28)

SCORELESS STREAK: 1.0 IP (6/28)

2023: For the 2nd straight year, made his spring debut with a scoreless Cactus League inning against his dad's Seattle Mariners, on 2/26 ... opened the regular season with NW Arkansas (AA), pitched 10.1 scoreless innings with 1 ER and 13 K across 7 relief outings ... assigned to Omaha (AAA) on 5/3, made his Triple-A debut 5/4, struck out 2 and allowed 2 unearned runs ... has not allowed an earned run in 11 of 15 outings with Omaha.
2022: Pitched a scoreless Cactus League inning with a strikeout on 3/29 against his dad's Seattle Mariners ... spent the entire season with NW Arkansas (AA) and led the Nationals with 42 games pitched ... 11.87 K/9 ranked second among Royals minor leaguers (min. 60.0 IP). 212 opponents' batting average and 28.1% K% ranked 3rd.
2021: Full name is Jonah Seaver Dipoto, after Tom Seaver ... father Jerry Dipoto is currently the President of Baseball Operations for the Seattle Mariners, formerly their GM.

SNK (93-95), SL, CB

CONSECUTIVE BATTERS RETIRED: 6 (6/22 to 6/25)

SCORELESS STREAK: 6.1 IP (6/8 to 6/25)

2023: Appeared in 23 games for the Royals to open the season, went 0-0 with a 3.00 ERA (7 IP in 21.0 IP) and 24 strikeouts ... placed on the 10-Day Injured List on June 2, retroactive to May 29 with left elbow valgus extension overload, assigned to Omaha on Major League rehab on June 22 ... walked 3 in 2.0 IP on 6/22 @ ROC, threw scoreless inning on 6/25 @ ROC.
2022: Pitched 60 games for the Royals in his first year with KC, went 3-1 with a 4.96 ERA (25 ER in 45.1 IP) and 49 strikeouts ... inherited 42 baserunners, which tied for the 4th most in the Majors, he stranded 35 of those (83.3%) to mark the highest strand rate in the Majors (min. 40 inherited runners).
2021: MLB CAREER: Has pitched 318 games in the Major Leagues over the last seven years for Cincinnati (2017-21) and Kansas City (2022-23) ... since becoming a reliever full-time in 2018, he's held left-handed batters to a .187 average (70-for-375), which leads all Major League left-handed pitchers during that time (min. 400 batters faced).

SL, SNK (93-95), 4SFB

CONSECUTIVE BATTERS RETIRED: 1 (6/28)

SCORELESS STREAK: 0.1 IP (6/28)

2023: 13 of 15 appearances have been starts, but pitched as "bull" pitcher behind an opener his last two appearances ... 2 of first 4 starts were quality starts, 4/7 vs. TOL (6.0 IP, 2 ER) and 4/19 vs. GWN (7.0 IP, 3 ER) ... called upon 5/5 and threw 2.2 IP on 5/5 vs. OAK with 4 H & 2 ER, optioned back Omaha on 5/7 ... has 4 appearances of 6.0 innings or more ... leads the Chasers with 13 starts, 70 strikeouts, and 72.1 innings pitched.
2022: Split the season between KC and Omaha, making 21 starts over four stints with the Royals, plus nine starts with the Chasers ... 21 MLB starts ranked 7th among Major League rookies ... opened the year in Triple-A, made six starts before his first call-up to KC on 5/12 ... across all nine outings with Omaha, struck out 45 in 39.1 innings (10.3 K/9).
2021: Named Kansas City's Double-A Pitcher of the Year with NW Arkansas (AA) and spent much of the season with the Nationals before making his MLB debut with Kansas City on 9/17 and finishing the year with the Royals ... in 22 appearances (21 starts) with NWA, went 7-3 with a 3.33 ERA (39 ER in 105.1 IP) and 120 strikeouts (10.3 K/9).

4SFB (92-94), CB, SL, CH, SNK

CONSECUTIVE BATTERS RETIRED: 2 (6/23)

SCORELESS STREAK: 0.2 IP (6/23)

2023: Opened the season on the Royals and made 9 starts, going 4-4 with a 4.36 ERA (21 ER in 43.1 IP) and 31 strikeouts to 40 walks (0.78 K/BB) ... placed on the 15-day injured list on 5/19, retroactive to 5/16 with right shoulder impingement syndrome ... assigned to Omaha on rehab 6/28 and walked 4 of 5 batters.
2022: Pitched 35 games (22 starts) for the Royals and went 6-14 with a 5.09 ERA (79 ER in 139.1 IP) ... began the season with a 1.74 ERA (6 ER in 31.0 IP) through his first 5 starts, named Royals Pitcher of the Month for April ... over his next 17 starts, pitched to a 6.01 ERA (61 ER in 91.1 IP) and was moved to the bullpen in mid-August.
2021: MLB CAREER: Has pitched 148 games (114 starts) for the Royals since 2018 ... in those 6 steals, he leads the Royals in wins (38), starts (114), innings (677.0) and strikeouts (506) ... acquired via trade from Cincinnati in December 2017, after the Reds selected him from Arizona in the Rule 5 Draft.

4SFB (92-94), SL, CB, CH, SNK

CONSECUTIVE BATTERS RETIRED: 0

SCORELESS STREAK: 0.0 IP

Ranked by MLB Pipeline as the No. 22 Royals prospect ... Ranked by Baseball America as the No. 23 Royals prospect

2023: Opened the season back with NW Arkansas (AA) and appeared in 21 games out of the bullpen, with a 3.38 ERA (11 ER in 29.1 IP) and 44 strikeouts to 14 walks ... did not allow a run over his final 11.0 IP (6 games) with NWA, just 4 H and 4 BB with 17 K ... promoted to Omaha on 6/13 ... made his Triple-A debut on 6/14 vs. COL and threw 2.0 scoreless innings, struck out 5 batters including his first 3 ... fastball has topped out at 100.7 mph.
2022: Opened the season on Injured List with shin splints, assigned to NW Arkansas (AA) on May 14, where he spent the entire season ... over 30 outings (3 starts) had a 10.51 ERA (51 ER in 43.2 IP) and 55 strikeouts to 51 walks (1.08 K/BB) ... among Royals Minor League pitchers (min. 40.0 IP), his 11.34 K/9 ranked 6th-best and 22.0% BB% was last.
2021: Began his professional career in Quad Cities (A+) ... pitched in 26 games out of the bullpen for the River Bandits ... went 7-1 with four saves and a 3.58 ERA (25 ER in 70.1 IP and 121 strikeouts ... named an MLB.com Organization All-Star and recognized as the Royals' Pitching Prospect of the Year by MLB Pipeline.

4SFB (96-99), CB, SL

CONSECUTIVE BATTERS RETIRED: 3 (6/25)

SCORELESS STREAK: 1.0 IP (6/25)

2023: After a scoreless season debut on April 2 @ IND, allowed at least 3 runs in 3 straight outings (1 start) ... first 4 outings were 2.0 IP+ ... 15 of 16 outings have been in relief, 7 of 16 appearances have been scoreless ... earned his first professional save with 1.2 scoreless innings on 5/5 vs LOU ... recalled by Kansas City 5/16, threw 2.1 scoreless innings on 5/19 @ CWS and optioned back to Omaha 5/20.
2022: Made his first Opening Day roster with Kansas City, but only pitched in 7 games over three stints with the Major League club, also making 20 starts with Omaha (AAA) across three stints ... allowed less than two earned runs in 8 of his 20 starts with Omaha, including three scoreless outings.
2021: Kansas City's Paul Spillitoff Minor League Pitcher of the Year, given to the top pitcher in the organization, also Omaha's Pitcher of the Year, the Triple-A East Pitcher of the Year and a Triple-A East postseason All-Star ... made 17 appearances (16 starts) and went 9-4 with a 3.46 ERA (31 ER in 80.2 IP) and a Triple-A best 115 Strikeouts (12.8 K/9).

4SFB (95-98), SL, CH

CONSECUTIVE BATTERS RETIRED: 1 (5/31)

SCORELESS STREAK: 0.1 IP (5/31)

2023: Opened the season as Omaha's Opening Day starter and made 8 starts for Omaha, going 2-1 with a 6.88 ERA (26 ER in 34.0 IP), pitching two quality starts ... contract was selected by Royals on May 17, pitched in 6 games (2 starts) and went 1-2 with a 6.15 ERA (18 ER in 26.1 IP), threw 6.0 perfect innings in relief on May 28 @ STL ... DFA'd on 6/18, outrighted to Omaha 6/20 ... threw 2.0 scoreless innings or relief 6/23 @ ROC.
2022: Spent much of the season with the Los Angeles Angels, as he made 24 MLB appearances (3 starts) and went 1-1 with a 5.68 ERA ... Designated for Assignment on 5/26 and outrighted off the 40-man roster on 6/2 ... made eight starts for Salt Lake (AAA) before he returned to the Angels on 8/6, where he finished the season.
2021: For the second straight season, spent the entire year in the Major Leagues and pitched in a career-high 72 games for the Angels, tied for the 4th-most in the American League and 8th in MLB ... 88 of his career-high 90 strikeouts came in relief, and 7th among American League relievers.

4SFB (90-92), SL, CH, SNK, CB

CONSECUTIVE BATTERS RETIRED: 1 (6/23)

SCORELESS STREAK: 2.0 IP (6/23)

2023: Opened the season with NW Arkansas (AA) and pitched 9.2 scoreless innings with 11 strikeouts across 8 relief outings, allowed 1 H and 4 BB for a 0.83 WHIP and 1.29 BAA ... assigned to Omaha (AAA) on 5/3 and made his Triple-A debut 5/5 vs. LOU, struck out his first 2 batters in a 1-2-3-7th inning ... 4 of 8 straight scoreless between 5/13 and 5/24 ... 9 of 15 AMA appearances this year have been scoreless ... 3.0 IP, 1 R on 56 pitches on 6/6 @ IND.
2022: Opened the season with Quad Cities (A+) and pitched 5.2 scoreless innings with nine strikeouts, across three relief outings ... assigned to NW Arkansas (AA) on 4/21, where he ended the season ... earned decisions in 5 of first 6 outings with Nationals (3 W, 1 L, 1 SV) ... 13 of 33 NWA outings were scoreless, allowed 1.1 ERA or less in 20 of 33 ... made first pro start 6/22 vs. SPR ... was on the Injured List from 8/18 to 9/1, threw scoreless 8th inning in first outing back 9/3.
2021: Graduated from the Colorado School of Mines with a mechanical engineering degree, threw 224.2 innings, but also hit .288 with a 1.142 OPS as an outfielder.

SNK (92-94), SL, CH, 4SFB

CONSECUTIVE BATTERS RETIRED: 1 (6/28)

SCORELESS STREAK: 412 IP (6/14 to 6/28)

2023: Has not allowed an earned run in 21 of his team-best 30 appearances, tied 3rd in the league in games pitched ... threw 2.0 perfect innings 5/6 vs. LOU, season-high 2.1 shutout innings 6/7 @ IND.
2022: Split his first full season in the Twins organization between Wichita (AA) and St. Paul (AAA), earned Minnesota MiLB.com Organization All-Star honors as a relief pitcher ... posted a 1.57 ERA (11 ER in 63.0 IP) with 76 strikeouts against 29 walks (10.86 K/9 and 2.62 K/BB) across 50 games between the two levels, the best ERA in 2022 among all MiLB relievers that made 50+ appearances and threw a minimum of 60.0 IP.
2021: Began the season in the Cardinals organization, acquired by Minnesota via trade on July 30 ... split the year between Peoria (A+), Springfield (AA) and Wichita (AA), combining to pitch in 39 games with a 3-1 record and 3.91 ERA (23 ER in 53.0 IP), striking out 69 with 35 walks ... originally drafted by St. Louis in the 16th Round in 2018.

SNK (90-92), SL, 4SFB, CH

CONSECUTIVE BATTERS RETIRED: 1 (6/28)

SCORELESS STREAK: 0.1 IP (6/28)

2023: 14 of 28 appearances have been scoreless, including 5 straight between May 10 and 19 ... has allowed more than 1 run just four times this year.
2022: Made the Opening Day Roster and his MLB Debut with Kansas City ... in his first season in the big leagues, started and ended the season with Kansas City ... pitched in 42 games across five stints with the Royals, going 4-2 with a 6.55 ERA (25 ER in 34.1 IP) ... began his career with 5.1 scoreless innings over 6 games, pitched in 27 of KC's first 56 games during his first stint from Opening Day through 6/9 ... also appeared in 20 games with Omaha (AAA) with a 5.40 ERA (13 ER in 21.2 IP) and 12 scoreless outings.
2021: Split the season between NW Arkansas (AA) and Omaha, making a career-high 48 appearances with a career-high 64 strikeouts and 26 walks ... joined the Storm Chasers a week into the season, returned to NWA on June 6, transferred back to Triple-A on August 24 ... posted a 3.15 ERA in 25 Double-A outings before returning to Omaha.

SNK (94-96), SL, CH

CONSECUTIVE BATTERS RETIRED: 2 (6/23 to 6/28)

SCORELESS STREAK: 1.0 IP (6/23 to 6/28)

Ranked by Baseball America as the No. 9 Royals prospect
2023: Was the Opening Day starter for NW Arkansas (AA) and made 8 starts for the Nationals, going 5-1 with a 2.13 ERA (10 ER in 42 IP) with 5 BB and 48 K (9.6 K/BB, 10.2 K/9) ... 4 of his first 7 starts were scoreless, promoted to Omaha on 5/19 ... allowed 5 R on 5 H in 2.0 IP in Triple-A debut, 5/24 @ STP.
2022: Spent the entire season with NW Arkansas (AA) and went 6-9 over 26 outings (25 starts) with a 5.72 ERA (78 ER in 122.2 IP) and 129 strikeouts, with a team best eighth quality starts ... led the Nationals staff in games started (25) and innings pitched (122.2 IP) ... ranked 3rd among Royals farmhands in strikeouts, behind only Alec Marsh (156) and Adrian Alcantara (130). Tied 3rd in the organization in games started and 4th in innings pitched.
2021: Named Quad Cities (A+) Pitcher of the Year ... across 27 starts, went 6-4 with a 3.75 ERA (39 ER in 93.2 IP), while striking out an organization-best 127 and walking just 37 ... named the High-A Central Pitcher of the Year and All-Star left-handed starting pitcher.

4SFB (91-94), CH, CL

CONSECUTIVE BATTERS RETIRED: 2 (6/28)

SCORELESS STREAK: 0.1 IP (6/28)

IP	2.2	(2x) Last: 5/14/22 vs. Wisconsin
K	6	5/3/22 @ Cedar Rapids
BB	4	4/8/22 @ South Bend
H	4	(2x) Last: 7/16/22 @ Corpus Christi
ER	6	6/17/22 vs. Arkansas
NP	48	4/8/22 @ South Bend
IP	3.0	8/31/19 vs. Lansing
K	4	(4x) Last: 9/12/21 @ St. Paul
BB	4	4/10/23 @ TEXAS
H	5	7/4/21 @ Springfield
ER	6	4/10/23 @ TEXAS
NP	38	8/22/18 @ Great Lakes
IP	3.0	(4x) Last: 5/16/21 vs. Cedar Rapids
K	6	5/16/21 vs. Cedar Rapids
BB	4	(2x) Last: 4/8/22 @ Springfield
H	5	8/24/22 vs. Springfield
ER	4	8/24/22 vs. Springfield
NP	50	8/24/22 vs. Springfield
IP	7.0	9/3/17 @ Columbus
K	12	4/19/17 @ BALTIMORE
BB	6	7/30/16 @ Durham
H	11	7/4/17 vs. Toledo
ER	9	4/24/17 @ MILWAUKEE
NP	109	8/15/16 @ Indianapolis
IP	7.0	(4x) Last: 4/19/23 vs. Gwinnett
K	12	6/25/19 vs. Columbia
BB	6	(2x) Last: 5/25/22 @ ARIZONA
H	11	5/21/23 vs. Toledo
ER	11	4/13/23 @ Iowa
NP	108	9/3/22 @ DETROIT
IP	9.0	9/13/2020 vs. PITTSBURGH
K	10	(2X) LAST: 4/12/2019 VS. CLEVELAND
BB	8	5/15/2023 @ SAN DIEGO
H	13	8/2/2022 @ CHICAGO (AL)
ER	8	(5X) LAST: 8/13/2022 VS. LOS ANGELES (NL)
NP	119	4/12/2019 vs. CLEVELAND
IP	3.0	(5x) Last: 8/12/21 vs. Beloit
K	6	(5x) Last: 8/12/21 vs. Beloit
BB	5	(2x) Last: 6/2/22 vs. Corpus Christi
H	6	8/24/22 vs. Springfield
ER	7	8/24/22 vs. Springfield
NP	56	7/1/21 vs. Cedar Rapids
IP	8.0	(2x) Last: 8/24/19 @ Frisco
K	10	(2x) Last: 7/31/21 @ St. Paul
BB	5	(3x) Last: 5/31/22 vs. Indianapolis
H	11	(2x) Last: 6/14/22 @ Iowa
ER	9	6/14/22 @ Iowa
NP	107	6/8/19 vs. Fayetteville
IP	9.0	5/2/15 @ Arkansas
K	10	(2x) Last: 6/3/17 vs. Omaha
BB	4	(6x) Last: 4/11/23 @ Iowa
H	11	5/5/15 @ Jupiter
ER	9	7/24/16 vs. LOS ANGELES (NL)
NP	102	(2x) Last: 6/3/17 vs. Omaha
IP	3.2	7/16/21 @ Myrtle Beach
K	5	(2x) Last: 4/15/22 vs. Cedar Rapids
BB	4	(3x) 8/17/22 vs. San Antonio
H	5	(4x) Last: 8/13/22 @ Arkansas
ER	6	8/17/22 vs. San Antonio
NP	58	6/22/22 vs. Springfield
IP	3.0	(5x) Last: 6/18/21 @ Wichita
K	5	(4x) Last: 8/20/21 @ Springfield
BB	3	(3x) Last: 7/22/22 @ Indianapolis
H	5	(3x) Last: 8/12/21 @ Tulsa
ER	4	8/12/21 @ Tulsa
NP	55	8/20/21 @ Springfield
IP	6.0	4/8/18 vs. Charleston
K	5	(2x) Last: 6/30/21 @ Springfield
BB	3	(3x) Last: 5/30/23 vs. Memphis
H	11	9/18 @ Greenville
ER	7	5/14/21 @ Columbus
NP	90	4/13/18 @ Augusta
IP	7.0	6/9/22 @ Tulsa
K	10	(3x) Last: 7/23/22 vs. Springfield
BB	5	(3x) Last: 8/25/22 vs. Springfield
H	12	7/29/19 vs. Missoula
ER	8	(2x) Last: 7/2/22 @ Amarillo
NP	101	5/30/23 vs. Memphis

RELIEVERS		ENTRANCE SITUATION			INNING ENTERING THE GAME										INHERITED RUNNERS			1-2-3 INNINGS		
PITCHER	LEAD	TRAIL	TIED	1	2	3	4	5	6	7	8	9	10+	BR INHER.	BR SCORE	% SCORE	TOTAL	POSSIBLE	% 1-2-3	
32 Chamberlain, Christian	2	-	1	-	-	-	-	-	2	-	-	1	-	3	0	0.0%	1	2	50.0%	
57 Coleman, Dylan	11	7	-	-	-	-	-	2	3	11	2	-	-	5	3	60.0%	5	16	31.3%	
55 Dipoto, Jonah	7	6	2	-	-	1	1	1	5	1	4	1	1	12	7	58.3%	4	14	28.6%	
54 Garrett, Amir	2	1	-	-	-	-	-	-	1	2	-	-	-	-	-	-	0	2	0.0%	
34 Heasley, Jonathan	2	-	-	-	-	1	-	1	-	-	-	-	-	-	-	-	1	8	12.5%	
51 Keller, Brad	-	-	1	-	-	-	-	-	1	-	-	-	-	-	-	-	-	-	-	
62 Klein, Will	4	-	-	-	-	-	-	-	-	2	2	-	-	-	-	-	1	6	16.7%	
37 Kowar, Jackson	6	9	-	-	-	-	4	4	3	4	-	-	-	11	6	54.5%	0	17	0.0%	
21 Mayers, Mike	1	-	-	-	-	-	-	-	1	-	-	-	-	-	-	-	1	2	50.0%	
40 Pennington, Walter	8	5	2	-	-	-	3	-	8	3	-	1	-	13	3	23.1%	7	16	43.8%	
47 Sisk, Evan	11	15	4	-	-	-	-	1	7	9	8	4	1	16	6	37.5%	4	22	18.2%	
43 Snider, Collin	17	9	2	-	-	-	-	1	5	6	12	4	-	8	5	62.5%	5	20	25.0%	
SEASON (INCLUDING INACTIVE)	129	98	21	0	0	7	9	19	51	53	60	46	3	120	48	40.0%	63	247	25.5%	

STORM CHASERS BULLPEN USAGE (PITCH COUNT, LAST TWO WEEKS)

DAY OF WEEK	TUE	WED	THU	FRI	SAT	SUN	MON	TUE	WED	THU	FRI	SAT	SUN	MON	LAST OMAHA RELIEF APPEARANCE											
DATE	6/20	6/21	6/22	6/23	6/24	6/25	6/26	6/27	6/28	6/29	6/30	7/1	7/2	7/3	GAME	IP	H	R	ER	BB	SO	HR	BF			
32 Chamberlain, Christian (L)	22		23		19										SAT 6/24 @ Rochester, L	0.1	1	1	1	2	0	0	4			
57 Coleman, Dylan	24								16						WED 6/28 vs. Iowa	1.0	0	0	0	1	2	0	4			
55 Dipoto, Jonah	15		19			9									SUN 6/25 @ Rochester	1.0	0	0	0	0	0	0	3			
54 Garrett, Amir (L)			21			24			22						WED 6/28 vs. Iowa	1.0	2	3	3	1	1	1	6			
34 Heasley, Jonathan					75										SAT 6/24 @ Rochester	4.0	4	2	2	3	5	1	19			
51 Keller, Brad									20						WED 6/28 vs. Iowa, L	0.1	0	2	2	4	0	0	5			
62 Klein, Will		27				30									SUN 6/25 @ Rochester	2.0	3	1	1	1	2	0	10			
37 Kowar, Jackson		31 (KC)		29 (KC)											WED 5/31 vs. Memphis	1.0	1	1	1	0	3	1	4			
21 Mayers, Mike				22											SAT 6/23 @ Rochester	2.0	1	0	0	0	2	0	7			
40 Pennington, Walter (L)		12							10						WED 6/28 vs. Iowa	0.2	0	0	0	0	1	0	3			
47 Sisk, Evan (L)	11		13						22						WED 6/28 vs. Iowa	1.0	1	2	2	3	0	0	6			
43 Snider, Collin		10		22					6						WED 6/28 vs. Iowa	0.2	0	0	0	0	0	0	1			

OMAHA STARTING PITCHER SPLITS						1ST PITCH STRIKES			1-2-3 INNINGS			OMAHA STARTERS VS. RELIEVERS		
	PITCHER	GS	W-L	TEAM W-L	R SUPPORT	SUPPORT/GS	FPS	TBF	% FPS	TOTAL	POSSIBLE	% 1-2-3	STARTERS	RELIEVERS
34	Heasley, Jonathan	13	1-5	7-6	36	2.77	174	296	58.8%	18	62	29.0%	19-17	W-L
	Parrish, Drew	12	3-2	12-5	59	4.92	128	247	51.8%	12	49	24.5%	5.26	ERA
50	Castillo, Max	10	2-6	3-7	22	2.20	138	225	61.3%	17	50	34.0%	335.1	INNINGS
	Cox, Austin	8	2-1	4-4	22	2.75	82	149	55.0%	13	37	35.1%	361 (64)	HITS (HR)
21	Mayers, Mike	8	2-1	3-5	15	1.88	99	160	61.9%	9	34	26.5%	207 (196)	R (ER)
56	Veneziano, Anthony	6	4-1	4-2	25	4.17	73	125	58.4%	9	29	31.0%	147	BB
	Lynch, Daniel	4	2-0	3-1	15	3.75	43	75	57.3%	6	17	35.3%	280	K
44	Marsh, Alec	3	2-0	2-1	14	4.67	46	66	69.7%	1	15	6.7%	1.51	WHIP
	Mengden, Daniel	3	0-0	3-0	7	2.33	19	49	38.8%	2	7	28.6%	.277	AVG
48	Yarbrough, Ryan	1	0-0	0-1	1	1.00	12	16	75.0%	1	4	25.0%		
31	Bowlan, Jonathan	1	1-1	1-1	5	5.00	14	23	60.9%	0	5	0.0%		
41	Zerpa, Angel	1	0-0	0-1	2	2.00	13	19	68.4%	0	4	0.0%		
	McArthur, James	1	0-0	1-1	2	2.00	6	8	75.0%	1	2	50.0%		
46	Martinez, Marcelo	1	0-1	0-1	1	1.00	13	22	59.1%	2	5	40.0%		
37	Kowar, Jackson	1	0-1	0-1	1	1.00	9	14	64.3%	0	2	0.0%		
		73			227	3.11	869	1,494	58.2%	91	322	28.3%		

OMAHA STARTING PITCHER/CATCHER MATCHUPS

	LOGAN PORTER							JAKSON REETZ							FREDDY FERMIN							JOSÉ BRICEÑO							TOTALS						
PITCHER	GS	W-L	ERA	IP	ER	BB	SO	GS	W-L	ERA	IP	ER	BB	SO	GS	W-L	ERA	IP	ER	BB	SO	GS	W-L	ERA	IP	ER	BB	SO	GS	W-L	ERA	IP	ER	BB	SO
34 Heasley, Jonathan	6	0-4	7.84	31.0	27	10	33	3	0-0	4.12	15.1	7	7	11	4	1-1	10.20	17.2	21	9	16	-	-	-	-	-	-	13	1-5	7.73	64.0	55	26	60	
Parrish, Drew	7	2-2	7.59	32.0	27	19	20	3	1-0	1.46	12.1	2	12	10	2	0-0	3.86	7.0	3	3	11	-	-	-	-	-	12	3-2	5.61	51.1	32	34	41		
50 Castillo, Max	3	1-2	4.02	15.2	7	2	2	4	1-2	3.97	22.2	10	5	21	2	0-2	7.71	9.1	8	5	4	1	0-0	3.60	5.0	2	0	4	10	2-6	4.61	52.2	27	12	31
Cox, Austin	6	1-1	3.81	26.0	11	12	23	2	1-0	0.82	11.0	1	6	9	-	-	-	-	-	-	-	-	-	-	-	-	8	2-1	2.92	37.0	12	18	32		
21 Mayers, Mike	-	-	-	-	-	-	-	5	2-0	4.91	22.0	12	11	20	3	0-1	10.50	12	14	6	9	-	-	-	-	-	8	2-1	6.88	34.0	26	17	29		
56 Veneziano, Anthony	3	2-0	2.81	16.0	6	7	15	2	1-0	8.59	7.1	7	6	6	-	-	-	-	-	-	-	1	1-0	0.00	6.1	0	3	2	6	4-0	3.64	29.2	12	16	23
Lynch, Daniel	1	1-0	0.00	6.0	0	0	5	3	1-0	5.25	12.0	7	3	13	-	-	-	-	-	-	-	-	-	-	-	-	4	2-0	3.50	18.0	7	3	18		
44 Marsh, Alec	3	2-0	2.40	15.0	4	7	19	-	-	-	-	-	-	-	-	-	-	-	-	-	-	-	-	-	-	-	3	2-0	2.40	15.0	4	7	19		
Mengden, Daniel	2	0-0	5.87	7.2	5	4	5	1	0-0	3.00	3.0	1	1	4	-	-	-	-	-	-	-	-	-	-	-	-	3	0-0	5.06	10.2	6	5	9		
48 Yarbrough, Ryan	-	-	-	-	-	-	-	-	-	-	-	-	-	-	1	0-0	0.00	4.0	0	0	3	1	0-0	0.00	4.0	0	0	3	1	0-0	0.00	4.0	0	0	3
31 Bowlan, Jonathan	1	1-0	7.20	5.0	4	1	2	-	-	-	-	-	-	-	-	-	-	-	-	-	-	-	-	-	-	-	1	1-0	7.20	5.0	4	1	2		
41 Zerpa, Angel	1	0-0	4.15	4.1	2	3	5	-	-	-	-	-	-	-	-	-	-	-	-	-	-	-	-	-	-	-	1	0-0	4.15	4.1	2	3	5		
McArthur, James	-	-	-	-	-	-	-	-	-	-	-	-	-	-	-	-	-	-	-	-	-	1	0-0	0.00	2.0	0	0	2	1	0-0	0.00	2.0	0	0	2
46 Martinez, Marcelo	1	0-1	9.00	5.0	5	1	3	-	-	-	-	-	-	-	1	0-1	13.50	2.2	4	4	3	-	-	-	-	-	1	0-1	9.00	5.0	5	1	3		
37 Kowar, Jackson	-	-	-	-	-	-	-	-	-	-	-	-	-	-	-	-	-	-	-	-	-	1	0-1	13.50	2.2	4	4	3	1	0-1	13.50	2.2	4	4	3
Relievers	-	8-9	5.46	141.2	103	98	164	-	4-8	5.29	98.2	58	64	119	-	5-1	4.97	54.1	30	31	57	-	2-0	3.57	17.2	7	10	20	-	19-18	5.22	312.1	181	203	360
TOTALS	34	18-19	5.39	305.1	183	164	296	23	11-10	4.62	204.1	105	115	213	12	6-6	6.99	103.0	80	58	100	4	3-0	2.31	35.0	9	13	31	73	38-35	5.24	647.2	377	350	640
	CS/ATT 10/49 PCT 20.41%							CS/ATT 5/29 PCT 17.24%							CS/ATT 3/10 PCT 30.00%							CS/ATT 1/3 PCT 33.3%							CS/ATT 19/90 PCT 21.11%						

OMAHA CATCHER PITCHING STATS

	CATCHERS	W	L	ERA	GS	SV	IP	H	R	ER	HR	HB	BB	IBB	SO	WHIP	AVG	WP	GDP	TBF	SB	CS	ATT	%CS	PB
14	Logan Porter	18	19	5.39	34	5	305.1	323	205	183	56	19	164	3	296	1.59	.273	14	39	1,378	39	10	49	20.41%	4
	Jakson Reetz	11	10	4.62	23	8	204.1	203	117	105	24	13	115	0	213	1.56	.258	16	15	925	24	5	29	17.24%	0
4	Freddy Fermin	6	6	6.99	12	2	103.0	119	85	80	17	8	58	1	100	1.72	.288	9	8	488	7	3	10	30.00%	2
60	José Briceño	3	0	2.31	4	1	35.0	27	10	9	2	0	13	0	31	1.14	.214	3	3	142	2	1	3	33.33%	0

PLAYER

3 TUCKER
BRADLEY

OUTFIELDER • L/L • 6'0" • 195 • 5/6/1998 (24)
Signed 6/23/2020 as an Undrafted Free Agent (Georgia)
Born/Resides: Chickamauga, Georgia

60 JOSÉ
BRICEÑO

CATCHER • R/R • 6'3" • 230 • 9/19/1993 (30)
Signed 1/18/2022 as a Minor League Free Agent
Originally signed 4/29/2010 with Colorado (Intl. F.A.)
Born/Resides: Caracas, Venezuela • Resides: Mesa, Arizona

17 ANGELO
CASTELLANO

INFILDER • R/R • 6'0" • 165 • 1/13/1995 (28)
Signed 7/16/2011 as an International Free Agent
Born/Resides: San Diego, Venezuela

6 CLAY
DUNGAN

INFILDER • L/R • 6'1" • 195 • 6/2/1996 (27)
2019 MLB Draft—Round 3 (Indiana State)
Born: Muncie, Indiana • Resides: Alexandria, Indiana

24 NATE
EATON

INFILDER/OUTFIELDER • R/R • 5'11" • 200 • 12/22/1996 (26)
2018 MLB Draft—Round 2 (VMI)
Born/Resides: Chester, Virginia

28 TYLER
GENTRY

OUTFIELDER • R/R • 6'2" • 215 • 2/1/1999 (24)
2020 MLB Draft—Round 3 (Alabama)
Born: Memphis, Tenn. • Resides: Arlington, Tenn.

11 ADEINY
HECHAVARRÍA

INFILDER • R/R • 6'0" • 195 • 4/15/1989 (26)
Signed 6/16/2023 as a Minor League Free Agent
Originally signed 4/13/2010 with Toronto (Intl. F.A.)
Born: Santiago De Cuba, Cuba • Resides: Weston, Florida

18 BREWER
HICKLEN

OUTFIELDER • R/R • 6'2" • 220 • 2/9/1996 (27)
2017 MLB Draft—Round 7 (Alabama at Birmingham)
Born/Resides: Huntsville, Alabama

22 JERMAINE
PALACIOS

INFILDER • R/R • 6'0" • 200 • 7/19/1996 (26)
Signed 6/12/2023 as a Minor League Free Agent
Originally signed 4/13/2010 with Minnesota (Intl. F.A.)
Born/Resides: Barquisimeto, Venezuela

14 LOGAN
PORTER

CATCHER/INFILDER • R/R • 6'0" • 200 • 7/12/1995 (27)
Signed 6/21/2018 as an Undrafted Free Agent (Dixie State)
Born: Phoenix, Arizona • Resides: Surprise, Arizona

7 JOHN
RAVE

OUTFIELDER • L/L • 6'0" • 200 • 12/30/1997 (25)
2019 MLB Draft—Round 5 (Illinois State)
Born: Canton, Illinois • Resides: Bloomington, Illinois

9 PAXTON
WALLACE

INFILDER • R/R • 6'1" • 215 • 1/6/1999 (24)
Signed 12/19/2022 as a Minor League Free Agent
Originally signed 6/16/2021 with Los Angeles, AL (MLB F.A.)
Born: Little Rock, Arkansas • Resides: Greenbrier, Arkansas

QUICK NOTES

Ranked by MLB Pipeline as the No. 26 Royals prospect

- 2023: Has 8 multi-hit games in his last 20 games and hits in 14 of his last 20, after collecting just 4 multi-hit games in his first 24, with hits in just 10 of his first 24 ... hit first Triple-A HR in 6th inning on 4/12 @ IOW, 2-run HR ... hit pinch-hit 2-run double in win on 4/14 and had 3 RBI off the bench in comeback win ... 3-for-3, 2 RBI on his birthday, 5/6 vs. LOU.
- 2022: Spent the entire season with NW Arkansas (AA) and reached base in 90 of 109 games (82.57%), reached base multiple times in team-best 56 games ... 1st on team with 33 multi-hit games ... hit two grand slams, on 4/23 @ FRI & 5/12 vs. WCH ... reached base at least twice in seven straight games from 7/26 to 8/2.
- 2021: Began his professional career splitting the year between Columbia (A) and Quad Cities (A+), .380 OBP ranked fourth among qualified Royals Minor Leaguers.

HIT STREAK:

- 2023: Opened the season in NW Arkansas (AA) and appeared in 15 games for the Nationals (11 starts at catcher) and hit .246 (16-for-65) with 3 2B and 7 RBI ... on the injured list from 4/30 to 5/16 and again from 5/24 to 6/9 ... assigned to Omaha on 6/16.
- 2022: Began the season with the Lexington Legends in the independent Atlantic League and appeared in 26 games before signing with Kansas City on May 23 and reporting to Omaha (AAA), where he finished the season, slashing .252/.298/.405 (33-for-133) over 37 games the Storm Chasers (34 starts at catcher).
- 2016 to 2020: Played 5 seasons in the Angels system, beginning in High-A in 2016 before making his MLB debut in 2018 ... played 46 Major League games with the Angels in 2018 and hit .239 (28-for-117), made his debut on May 26 at Yankee Stadium, went 2-for-4 with 1 homer and 2 RBI ... played 2 games with the Angels in 2020.
- 2010 to 2015: Played 5 seasons in the Rockies system and reached Low-A ... traded to Atlanta in Jan. 2015 and spent the year in High-A, traded to the Angels in Nov. 2015.

HIT STREAK:

- 2023: Has hits in 32 of 53 games ... reached base in his first 9 games of the season ... started 36 of Omaha's last 58 games at shortstop, after playing 55 once in his first 7 games and Omaha's first 13 games ... this season in his 13th in the Royals organization, all in the Minors, with 857 games played (193 in Triple-A).
- 2022: In his 11th year as a member of the Royals' organization, began the year with Omaha, but assigned to NW Arkansas (AA) on 8/9 and finished the season with the Nationals ... over 59 games with the Storm Chasers, slashed .218/.318/.316 (38-for-174) while playing six different positions (1B, 2B, 3B, SS, LF & RF) ... made at least 10 starts at each SS (150.2 innings), 3B (121.0 innings) and 1B (115.0 innings) ... snapped 0-for-27 stretch with Nationals on 8/21 vs. San Antonio ... 15-for-67 over last 20 games after hitless streak ended ... played 800th MLB game (all in Royals system) on 9/15 vs. Frisco, entered as defensive replacement.
- 2011-2023: Has played 803 games in the Royals' minor league system, slashing .232/.311/.312 (606-for-2610), with 29 HR and 271 RBI ... 2013 Dominican Royals Player of the Year ... 143 games with Omaha between 2021 and 2023, hitting .226 over 80 games in 2021 after an early-season promotion from Double-A.

HIT STREAK:

- 2023: Opened the season on the injured list with a right hamate fracture he suffered in Spring Training, activated from the injured list 5/4 and made his season debut 5/5 ... first hit of the season was a HR in the 3rd inning on 5/9 @ SWB ... has made 10 starts at 2B, 9 at SS, 5 at 3B this year.
- 2022: Spent the entire season with Omaha and tied for 1st on the team in triples (4), while ranking 2nd in games played (127), plate appearances (515) and runs (64), 3rd in doubles (22), total bases (151), stolen bases (17) and walks (47), 4th in hits (94) and 5th in RBI (52) ... made starts at a career-high six positions for the Chasers, including 2B, (62 G), 3B, (40 G), SS (6 G) and his first professional appearances in the outfield: in LF (13 G), CF (1 G) and RF (2 G).
- 2021: Spent the entire season with NW Arkansas (AA), playing in 108 of the team's 119 regular season games, including 104 starts as the leadoff hitter ... led the Nationals in games played, at-bats (444), runs scored (74) and hits (128) ... led off the game with a hit 32 times, including 10 of his last 19 regular season games.

HIT STREAK: 5 Games (6/21 to 6/28), .300 (6-for-20)

- 2023: Made his first Opening Day roster with Royals, but has hit .075 (4-for-53) in 28 games over 4 stints with KC ... on his 4th stint with Omaha (4/24-5/5, 5/25-6/9, 6/16-6/23 & 6/26-pres.) ... threw a scoreless inning 4/10 @ TEX, 2 hits and 1 strikeout, fastball sat 91-95 ... after opening 0-for-25 with KC, hits in first 2 AB's with OMA, HR in first AB back 6/17 vs. COL ... has hits in 15 of 23 games with Omaha, 7 multi-hit games.
- 2022: Split time in the Minor Leagues between NW Arkansas (AA) and Omaha (AAA) but also appeared in 44 games with Kansas City over three separate stints with the Royals: 7/14-17, 8/4-22 and 9/1 through the end of the regular season ... opened the year in Double-A, and made his MLB debut July 14 ... led the majors with a 98.1 mph arm strength ... for the 2nd straight year, saw time at five positions in the Minors (SS, 3B, LF, CF and RF), played in the OF for 27 of his first 29 games, then played 3B for 12 of his last 15 games.
- 2021: Began the season with Quad Cities (A+) and played 70 games for the River Bandits, led the team in stolen bases (23) and played in the Arizona Fall League.

HIT STREAK:

- Ranked by MLB Pipeline as the No. 6 Royals prospect ... Ranked by Baseball America as the No. 7 Royals prospect
- 2023: Leads Omaha with 18 RBI in June ... has reached base in 51 of 61 games this season ... 1st on team with 42 RBI and 17 doubles, tied 1st with 24 extra-base hits, tied 2nd with 61 hits and 35 walks, 2nd with 98 total bases, 4th with 34 runs ... 61 starts in RF are the most of any Storm Chaser at a single defensive position ... hit .281 (27-for-97) with a .769 OPS in 24 May games after hitting .198 (17-for-86) by a .667 OPS in April.
- 2022: Named Kansas City's George Brett Award winner (top position player in the organization and NW Arkansas (AA) ... began season in Quad Cities (A+), assigned to NW Arkansas (6/14) ... ranked 8th in MLB in batting average (.326) ... Royals org leader in AVG (.326), SLG (.542) and OPS (.964) ... drove in at least one run in 36 of 73 games since joining the Nationals, reached base in 64 of 73 games (87.67%) ... reached in 28 straight games, 7/30 to 9/3, with .485 OBP.
- 2021: Spent his first pro season in Quad Cities (A+), played everyday for the first two months of the season ... placed on the 7-Day injured list on 7/14 and then the 60-Day IL 8/2 ...

HIT STREAK: 2 Games (6/25 to 6/28), .375 (3-for-8), 2 2B

- 2023: Signed with Atlanta on 1/30, went 1-for-11 in Spring Training and was released 3/22 ... on 4/11, signed with the Long Island Ducks in the independent Atlantic League, appeared in 38 games and hit .297 (43-for-145) with 7 HR and 34 RBI, signed with Kansas City on June 16 and assigned to Omaha ... first OMA HR was 4th inning grand slam on 6/22 @ ROC.
- 2021-2022: Signed with the Chiba Lotte Marines of Nippon Professional Baseball in December 2020 and played 155 NPB games over the 2021 and 2022 seasons, with a .213 average (.96-for-450) ... hit 24 doubles and 6 homers with 44 RBI over his two seasons (79 games in 2021, 76 in 2022) ... also played 32 games in the Eastern League (minor league).
- MLB Experience: Between 2012 and 2020, has appeared in 922 Major League games over parts of 9 seasons Toronto (2012), Miami (2013-17), Tampa Bay (2017-18), Pittsburgh (2018), New York, AL (2018), New York, NL (2019) and Atlanta (2019-20) ... is a career .253 hitter with a .641 OPS ... has started 757 games at SS (677.0 innings).

HIT STREAK: 2 Games (6/24 to 6/25), .286 (2-for-7)

- 2023: Began the season on the 7-Day Injured list (right elbow strain) ... activated 4/25 and came off the bench to play CF @ NAS, made first start 4/26 ... first 2 hits of the year were both doubles, 4/30 @ NAS ... hit first HR of the year as go-ahead homer in 9th inning on 5/14 ... has played in 42 of Omaha's 52 games since he activated, with team-leading 24 starts at DH (and 12 of the last 14), has hit 1st in the lineup 6 times.
- 2022: Played in 130 games for Omaha (AAA) and was named the Royals Triple-A Player of the Year but also appeared in six games with Kansas City over two separate stints with the Royals: May 26-30 and July 14-17 ... contract was selected by KC May 26 and made his major league debut that night in Minnesota, starting in CF ... reached base in 34 straight games between 7/26 and 9/2 ... set career highs in 2B (30), HR (28), RBI (85) and R (85) ... finished just two homers shy of a 30/30/30 season (HR/SB/ZB).
- 2021: Spent the entire year with NW Arkansas (AA), led all Double-A hitters with 40 steals, tied 13th in all of the Minors ... homered twice in the AA-Central Championship Series.

HIT STREAK: 2 Games (6/24 to 6/28), .250 (23-for-8), 1 3B

- 2023: Signed with Detroit as a Minor League free agent on 12/14/2022 and appeared in 36 games with Toledo (AAA), hitting .176 (22-for-125) with 6 HR and 21 RBI, hitting 3 HR with 6 RBI in 6 games @ Werner Park ... released on 6/8, signed by Kansas City on 6/12 and assigned to Omaha.
- 2022: In his 8th season in the Twins organization, saw his first Major League action in 2022, playing in 30 games with Minnesota and 102 with St. Paul (AAA) ... made his Major League debut in game one of the doubleheader on May 31 at Detroit, going 0-for-3 with a walk and run scored, also pitched twice, totaling 0.2 scoreless innings ... named a Twins Organization All-Star by MLB.com for the 4th time in his career, hitting .283 (111-for-392) with a .803 OPS in Triple-A with the Saints
- 2021: Played 11 games with Wichita (AA), 7th in the Texas League in R (.69) & HR (.19), tied 7th with 106 H, tied 8th with 180 TB ... named a Twins Organization All-Star.

HIT STREAK:

- 2023: Currently on a career-high 26-game on-base streak ... 6 HR in 17 games in April, but 1 in 43 games since ... has reached base in 52 of 60 games played with hits in 45 of 60 games ... has 21 walks in his last 19 games after drawing 15 walks in his first 41 games ... hit the 3rd two-HR game of his career on 4/5 vs. Toledo.
- 2022: Began the season in NW Arkansas (AA) and reached in 66 of 77 games, reached multiple times in 49 games ... assigned to Omaha (AAA) on 8/9 and finished season ... MLB IN ON-BASE PERCENTAGE (.442) ... combining his AA & AAA numbers, was the Royals system leader in OBP (.442), 2nd in OPS (.918), 3rd in batting average (.301)
- 2021: Spent the season with Quad Cities (A+) and slashed .241/.368/.451 (62-for-257) in 77 games ... named a High-A Central post-season All-Star at catcher.
- MISC: Grew up down the street from Surprise Stadium, was a clubbie for the AZL Royals the summer of 2011 while in high school, also caught ballparks for the team.

HIT STREAK: 7 Games (6/20 to 6/28), .400 (10-for-25)

- 2023: Opened the season with NW Arkansas (AA), played 54 games for the Nationals, hitting .275 (55-for-200) with 5 HR, 24 RBI & team-leading 34 BB ... made 40 or 53 starts in CF ... hit 3 HR on 4/18 vs. Amarillo with 6 RBI ... transferred to Omaha on 6/13 and had go-ahead 2-run double in 7th inning 6/13 vs. COL ... hits in first 9 games with Omaha this season, with 13 H (7 XBH) and 10 RBI since he joined the team, 8 RBI in series vs. COL (6/13 to 6/18).
- 2022: Spent most of the season with NW Arkansas (AA), played 111 games with the Nationals, also appeared in 11 games with Omaha across two stints (5/25-6/4 & 7/12-7/19) ... slashed .195/.233/.390 (8-for-41) over 11 games for the Chasers, including 2 HR, 4 RBI game on 7/17 @ Rochester ... played 18 games for Surprise in the Arizona Fall League.
- 2021: Spent the season with Quad Cities (A+) and appeared in 77 games for the High-A Central Champion River Bandits ... named an MLB.com Organization All-Star in the outfield for Kansas City and slashed .252/.352/.453 (70-for-278) ... hit 14 homers and stole 13 bases, making him one of five 13-13 players in the system in 2021.

HIT STREAK:

- 2023: Opened the season with Quad Cities (A+) on the development list, activated 4/13 and appeared in 18 games for the River Bandits, transferred to Omaha on 6/11 but did not appear in a game, back to QC on 6/13 and OMA again on 6/23 ... 21 starts at 1B in 22 games at High-A, hitting .253 (19-for-75).
- 2022: Was injured to begin the season and released by the Los Angeles Angels on May 19 ... played for the Joliet Slammers in the Frontier League, hitting .343 (23-for-67) with 4 home runs in 18 games ... his younger brother, Cayden, was selected by Kansas City in the 2nd round of the 2022 Draft.
- 2021: Signed as an undrafted free agent by the Los Angeles Angels on July 17, 2021 and reported to Inland Empire (A), where he slashed .280/.400/.480 (21-for-75) with 4 home runs in 23 games.
- MISC: Attended Wichita State University, where he played in 138 games and hit 21 home runs across three seasons ... brother Cayden is currently with KC's A+ affiliate, Quad Cities.

HIT STREAK:

ON-BASE BASE STREAK:

ON-BASE BASE STREAK: 3 Games (6/18 to 6/24), .200 (2-for-10), 1 BB, 1 HBP

ON-BASE BASE STREAK:

ON-BASE BASE STREAK: 17 Games (5/28 to 6/28), .309 (17-for-55), 13 BB

ON-BASE BASE STREAK:

ON-BASE BASE STREAK: 2 Games (6/25 to 6/28), .375 (3-for-8), 1 BB

ON-BASE BASE STREAK:

ON-BASE BASE STREAK: 14 Games (6/8 to 6/28), .321 (18-for-56), 6 BB, 1 HBP

ON-BASE BASE STREAK:

ON-BASE BASE STREAK: 26 Games (5/24 to 6/28), .319 (29-for-91), 21 BB, 2 HBP

ON-BASE BASE STREAK:

ON-BASE BASE STREAK:

CAREER HIGHS

H	3	(18x) Last: 5/6/23 vs. Louisville
R	3	(6x) Last: 4/8/23 vs. Toledo
HR	2	8/10/21 vs. Beloit
RBI	5	6/24/21 @ Beloit
BB	3	(3x) Last: 9/3/22 @ Tulsa
SB	3	7/9/22 vs. Tulsa
H	4	(7x) Last: 4/4/19 @ Albuquerque
R	4	(2x) Last: 7/1/13 vs. Orem
HR	3	6/28/13 vs. Orem
RBI	7	6/28/13 vs. Orem
BB	3	7/18/11 @ DSL Padres
SB	3	6/21/10 vs. DSL Diamondbacks
H	4	(5x) Last: 8/18/17 vs. Asheville
R	4	6/26/16 @ Grand Junction
HR	2	7/19/19 @ Amarillo
RBI	5	7/17/22 @ Rochester
BB	3	(6x) Last: 6/17/23 vs. Columbus
SB	2	(2x) Last: 6/6/23 @ Indianapolis
H	6	6/23/19 vs. Billings
R	4	9/3/19 vs. Missoula
HR	2	6/26/22 vs. Columbus
RBI	4	(3x) Last: 6/28/22 @ St. Paul
BB	3	(2x) Last: 6/20/23 @ Rochester
SB	3	(2x) Last: 8/8/21 @ Arkansas
H	4	(8x) Last: 9/3/22 @ DETROIT
R	3	(21x) Last: 6/17/23 vs. Columbus
HR	2	(3x) Last: 6/17/23 vs. Columbus
RBI	4	(6x) Last: 6/22/22 vs. Columbus
BB	4	7/29/18 @ Ogden
SB	3	(2x) Last: 5/26/23 @ St. Paul
H	4	(2x) Last: 5/30/23 vs. Memphis
R	4	(2x) Last: 7/17/22 @ Corpus Christi
HR	2	(2x) Last: 6/29/22 @ Amarillo
RBI	6	6/2/21 vs. Beloit
BB	3	(6x) Last: 4/20/23 vs. Gwinnett
SB	1	(18x) Last: 6/2/23 vs. Memphis
H	4	(11x) Last: 4/25/19 vs. Buffalo
R	4	(2x) Last: 8/5/11 @ Bowie
HR	2	(2x) Last: 9/29/19 @ NEW YORK (NL)
RBI	7	5/5/13 @ PHILADELPHIA
BB	3	(3x) Last: 8/3/12 @ Albuquerque
SB	2	(3x) Last: 4/29/12 vs. Tacoma
H	4	(4x) Last: 5/25/22 @ Louisville
R	8	8/21/19 vs. Salem
HR	3	8/22/19 vs. Salem
RBI	5	(2x) Last: 8/24/21 vs. Springfield
SB	3	(3x) Last: 6/20/19 vs. Frederick
BB	3	(5x) Last: 4/22/22 @ Memphis
H	5	6/9/17 vs. Burlington
R	5	(2x) Last: 5/8/22 @ Omaha
HR	2	(5x) Last: 5/17/23 @ Omaha
RBI	4	(3x) Last: 6/28/22 @ St. Paul
BB	3	5/7/22 vs. Columbus
SB	3	(2x) Last: 8/8/21 @ Arkansas
H	4	8/6/19 @ Johnson City
R	3	(4x) Last: 8/1/21 vs. South Bend
HR	2	(3x) Last: 4/5/23 vs. Toledo
RBI	4	(2x) Last: 8/10/21 vs. Beloit
BB	3	(8x) Last: 6/14/23 vs. Columbus
SB	1	(2x) Last: 6/18/23 vs. Columbus
H	4	(4x) Last: 6/18/23 vs. Columbus
R	5	4/18/23 vs. Amarillo
HR	3	4/18/23 vs. Amarillo
RBI	6	4/18/23 vs. Amarillo
BB	3	(3x) Last: 9/10/22 @ Wichita
SB	3	8/22/21 @ South Bend
H	3	8/25/21 @ Stockton
R	2	(2x) Last: 4/21/23 vs. Wisconsin
HR	1	(4x) Last: 8/25/21 @ Stockton
RBI	3	8/6/21 @ Visalia
BB	3	8/6/21 @ Visalia
SB	1	8/3/21 @ Visalia

SO NICE, THEY DID IT TWICE (OR MORE)	MULTI-HIT GAMES					MULTI-RUN GAMES					MULTI-RBI GAMES					MULTI-BB GAMES					MULTI-K GAMES					MULTI-SB GAMES				
	2	3	4	5+	T	2	3	4	5+	T	2	3	4	5+	T	2	3	4	5+	T	2	3	4	5+	T	2	3	4	5+	T
3 Bradley, Tucker	10	2	-	-	12	5	1	-	-	6	3	3	-	-	6	6	-	-	-	6	3	-	1	-	4	4	-	-	-	4
60 Briceño, José	-	-	-	-	-	-	-	-	-	-	-	-	-	-	-	-	-	-	-	-	-	1	-	-	1	-	-	-	-	-
17 Castellano, Angelo	6	-	-	-	6	6	-	-	-	6	3	1	-	-	4	4	2	-	-	6	5	1	-	-	6	1	-	-	-	1
6 Dungan, Clay	4	-	-	-	4	1	1	-	-	2	2	-	-	-	2	2	1	-	-	3	5	-	-	-	5	1	-	-	-	1
24 Eaton, Nate	5	2	-	-	7	1	2	-	-	3	3	-	-	-	3	1	-	-	-	1	6	1	-	-	7	1	1	-	-	2
28 Gentry, Tyler	14	1	1	-	16	2	2	-	-	4	5	3	1	1	10	4	1	-	-	5	10	7	-	-	17	-	-	-	-	-
11 Hechavarria, Adeiny	1	-	-	-	1	-	-	-	-	-	-	-	1	-	1	1	-	-	-	1	2	-	-	-	2	-	-	-	-	-
18 Hicklen, Brewer	6	2	-	-	8	5	-	-	-	5	3	1	-	-	4	3	-	-	-	3	10	1	-	-	11	-	-	-	-	-
22 Palacios, Jermaine	2	-	-	-	2	-	-	-	-	-	1	-	-	-	1	-	-	-	-	-	2	-	1	-	3	-	-	-	-	-
14 Porter, Logan	13	3	-	-	16	6	-	-	-	6	7	1	-	-	8	5	4	-	-	9	13	4	-	-	17	-	-	-	-	-
7 Rave, John	1	-	1	-	2	1	-	-	-	1	2	1	-	-	3	1	-	-	-	1	-	-	-	-	-	-	-	-	-	-
9 Wallace, Paxton	-	-	-	-	-	-	-	-	-	-	-	-	-	-	-	-	-	-	-	-	1	-	-	-	1	-	-	-	-	-
Alexander, CJ	6	3	-	-	9	6	1	-	-	7	3	1	1	-	5	1	-	-	-	1	14	1	-	-	15	-	-	-	-	-
Beatty, Matt	2	-	-	-	2	1	-	-	-	1	2	-	-	-	2	1	-	-	-	1	1	-	-	-	1	-	-	-	-	-
Blanco, Dairon	10	6	1	-	17	9	1	-	-	10	3	2	-	-	5	5	1	-	-	6	3	2	-	-	5	9	3	1	-	13
Camargo, Johan	5	-	-	-	5	-	-	-	-	-	1	-	-	-	1	3	-	-	-	3	1	-	-	-	1	-	-	-	-	-
Fermin, Freddy	1	1	1	-	3	3	1	-	-	4	1	1	-	1	3	2	1	-	-	3	2	-	-	-	2	-	-	-	-	-
Garcia, Maikel	4	1	-	-	5	2	-	-	-	2	2	2	-	-	4	3	1	-	-	4	2	1	-	-	3	-	-	-	-	-
Isbel, Kyle	3	-	-	-	3	1	-	-	-	1	1	1	-	-	2	1	-	-	-	1	1	-	-	-	1	-	-	-	-	-
Jenista, Greyson	-	-	-	-	-	-	-	-	-	-	-	-	-	-	-	-	-	-	-	-	2	-	-	-	2	-	-	-	-	-
Loflin, Nick	11	3	1	-	15	4	-	-	-	4	4	7	1	-	12	-	-	-	-	-	4	-	-	-	4	-	-	-	-	-
Lopez, Nicky	1	-	-	-	1	-	-	-	-	-	-	-	-	-	-	1	-	-	-	1	-	-	-	-	-	-	-	-	-	-
Pratto, Nick	-	1	-	-	1	1	-	-	-	1	2	-	-	-	2	3	-	-	-	3	2	1	-	-	3	-	-	-	-	-
Reetz, Jakson	4	2	-	-	6	-	-	-	-	-	1	-	-	1	2	2	-	-	-	2	5	2	1	-	8	-	-	-	-	-
Reyes, Franmil	1	-	-	-	1	1	-	-	-	1	1	-	-	-	1	-	-	-	-	-	1	1	-	-	2	-	-	-	-	-
Taylor, Samad	18	4	-	-	22	8	3	-	-	11	7	2	-	-	9	7	2	-	-	9	13	1	1	-	15	3	2	1	-	6
Waters, Drew	1	-	3	-	4	2	2	-	-	4	1	1	-	-	2	1	-	-	-	1	1	2	-	-	3	-	-	-	-	-
	129	31	8	0	168	65	14	0	0	79	58	27	4	3	92	57	13	0	0	70	107	28	4	0	139	19	6	2	0	27

HITTING STREAKS

PLAYER	CURRENT	LONGEST	DATES/RESULTS							
			START	END	AVG	2B	3B	HR	RBI	OPS
3 Bradley, Tucker	-	6 (2x)	6/14	6/25	.556 (10 - 18)	4	0	0	5	1.430
60 Briceño, José	-	2	6/18	6/21	.286 (2 - 7)	0	0	0	0	.661
17 Castellano, Angelo	-	3 (3x)	5/16	5/19	.455 (5 - 11)	1	0	1	4	1.356
6 Dungan, Clay	5	6	6/2	6/10	.368 (7 - 19)	1	0	0	3	.901
24 Eaton, Nate	-	7	5/28	6/4	.345 (10 - 29)	1	1	1	2	.939
28 Gentry, Tyler	2	5	4/5	4/9	.350 (7 - 20)	1	0	1	6	.967
11 Hechavarria, Adeiny	-	2 (2x)	6/24	6/25	.286 (2 - 7)	0	0	0	1	.730
18 Hicklen, Brewer	2	8	6/13	6/22	.375 (12 - 32)	4	0	1	6	1.023
22 Palacios, Jermaine	-	2	6/18	6/21	.500 (4 - 8)	2	0	1	3	1.625
14 Porter, Logan	7	7 (2x)	6/20	6/28	.400 (10 - 25)	0	0	0	7	.916
7 Rave, John	-	9	6/13	6/25	.406 (13 - 32)	4	1	2	10	1.255
9 Wallace, Paxton	-	-	-	-	-	-	-	-	-	-

BOLD indicates longest streak in 2023 among active players

Italics indicates longest personal streak is active

Gold indicates career-best streak

ON-BASE STREAKS

CURRENT	LONGEST	DATES/RESULTS							
		START	END	AVG	2B	HR	BB	HBP	OBP
-	9	5/21	6/10	.344 (11 - 32)	3	1	7	0	.450
3	3	6/18	6/24	.200 (2 - 10)	0	0	1	1	.333
-	9	4/1	4/19	.320 (8 - 25)	2	2	6	0	.438
17	17	5/28	6/28	.309 (17 - 55)	1	0	13	0	.423
-	7	5/28	6/4	.345 (10 - 29)	1	1	2	0	.387
-	11	6/7	6/21	.233 (10 - 43)	4	2	7	1	.346
-	2 (2x)	6/24	6/25	.286 (2 - 7)	0	0	2	0	.444
14	14	6/8	6/28	.321 (18 - 56)	4	2	6	1	.397
-	2	6/18	6/21	.500 (4 - 8)	2	1	0	0	.500
26	26	5/24	6/28	.319 (29 - 91)	3	0	21	2	.448
10	10	6/13	6/28	.371 (13 - 35)	4	2	6	0	.452
-	-	-	-	-	-	-	-	-	-

PITCHES/PLATE APPEARANCE & PLATE APPEARANCE DEPTH

PLAYER	AVG. P/PA	TOTAL PA	TOTAL P	LONGEST PA (#)	DATE	INN.	PITCHER	RESULT
3 Bradley, Tucker	3.97	158	628	10	4/29 @ NAS	▲ 3	Robert Stock	Groundout (4-3)
60 Briceño, José	3.59	17	61	7	6/21 @ ROC	▲ 2	Paolo Espino	Strikeout Swinging
17 Castellano, Angelo	4.23	198	838	10	4/18 vs. GWN	▼ 3	Michael Soroka	Strikeout Swinging
6 Dungan, Clay	4.25	111	472	10 (2x)	6/2 vs. MEM	▼ 10	Jake Walsh	Walk
24 Eaton, Nate	3.91	107	418	10	4/29 @ NAS	▲ 7	Pedro Fernandez	Flyout (F9)
28 Gentry, Tyler	4.14	313	1,296	12	6/7 @ IND	▲ 9	Cody Bolton	Walk
11 Hechavarria, Adeiny	3.75	36	135	8	6/21 @ ROC	▲ 2	Paolo Espino	RBI Double
18 Hicklen, Brewer	3.68	168	619	10	6/3 vs. MEM	▼ 5	Zack Thompson	Strikeout Swinging
22 Palacios, Jermaine	3.84	31	119	7 (4x)	6/25 @ ROC	▲ 2	Wily Peralta	Groundout (5-3)
14 Porter, Logan	4.07	255	1,039	9	6/15 vs. COL	▼ 6	Cade Smith	Strikeout Looking
7 Rave, John	4.17	42	175	7 (2x)	6/20 @ ROC	▲ 4	Wily Peralta	Popout (P4)
9 Wallace, Paxton	4.80	5	24	6	6/25 @ ROC	▲ 8	Luis Reyes	Walk
	4.04	1,441	5,824					

PINCH-HITTING LOG (10)

#	DATE	INNING	PINCH HITTER	HITTING FOR	RESULT
1.	4/5 vs. Toledo	▼ 9	CJ Alexander	Angelo Castellano	Fielder's Choice (4-6)
2.	4/14 @ Iowa	▲ 8	Tucker Bradley	Angelo Castellano	2-RBI Double
3.	4/18 vs. Gwinnett	▼ 9	Tucker Bradley	Angelo Castellano	Strikeout Looking
4.	4/29 @ Nashville	▲ 8	Logan Porter	CJ Alexander	Strikeout Swinging
5.	5/7 vs. Louisville	▼ 9	CJ Alexander	Angelo Castellano	Groundout (4-3)
6.	5/10 @ Scranton/WB	▲ 8	CJ Alexander	Angelo Castellano	Strikeout Swinging
7.	5/12 @ Scranton/WB	▲ 8	Brewer Hicklen	Tucker Bradley	Flyout (F9)
8.	5/20 vs. Toledo	▼ 9	Tucker Bradley	Angelo Castellano	Strikeout Swinging
9.	5/27 @ St. Paul	▲ 7	Clay Dungan	Samad Taylor	Groundout, 6-3
10.	6/28 vs. Iowa	▼ 9	Paxton Wallace	Adeiny Hechavarria	Strikeout Swinging
11.					
12.					
13.					

Omaha Pinch Hitters: 1-for-10, 2B, 2 RBI, 5 K

Most-Used Pinch Hitter:
CJ Alexander & Tucker Bradley (3x)Most Frequently Pinch-Hit For:
Angelo Castellano (6x)

PITCH TIMER VIOLATIONS CALLED ON OMAHA HITTERS (6)

DATE	INNING	UMPIRE	HITTER	COUNT AT CALL	BATTER RESULT (COUNT)
1. April 12 @ Iowa	▲ 9	Tom Hanahan	Samad Taylor (1)	0-1	Single (0-2)
2. June 3 vs. Memphis	▼ 8	Cody Clark	Johan Camargo (1)	0-0	Strikeout (0-2)
3. June 6 @ Indianapolis	▲ 1	Lew Williams	Dairon Blanco (1)	0-2	Strikeout (0-3)
4. June 20 @ Rochester	▲ 9	Steven Jaschinski	Tyler Gentry (1)	0-0	Strikeout (0-2)
5. June 24 @ Rochester	▲ 3	Chris Marco	José Briceño (1)	0-0	Strikeout (2-2)
6. June 24 @ Rochester	▲ 8	Chris Marco	Adeiny Hechavarria (1)	0-0	Walk (3-2)

PITCHING

vs. Left-Handed Starter	12-11
vs. Right-Handed Starter	26-24
WITH Left-Handed Starter	16-15
WITH Right-Handed Starter	22-20

0-4 strikeouts	1-1
5-9 strikeouts	23-22
10+ strikeouts	14-12

0 runs of support	0-11
1-4 runs of support	24-21
5-9 runs of support	12-4
10+ runs of support	2-0

SCORING

1-Run Games	6-9
2-Run Games	9-4
3-4-Run Games	12-9
5+ Run Games	11-13

Extra Innings	2-1
Shutouts	1-1
Doubleheaders	

Scoring 0-2 Runs	1-14
3-5 Runs	7-14
6-9 Runs	20-6
10+ Runs	10-1

Opponent 0-2 Runs	13-0
3-5 Runs	14-10
6-9 Runs	11-18
10+ Runs	0-7

Scored in 1st Inning	17-9
Opponent scored in 1st	15-14
Scores first	21-14
Opponent scores first	17-21

HITTING

Omaha 0-5 hits	3-10
6-9 hits	9-16
10+ hits	26-9

Opponent 0-5 hits	5-2
6-9 hits	21-12
10+ hits	12-21

Out-hit opponent	26-8
Out-hit by opponent	9-24
Hits are tied	3-3

Hit 0 home runs	9-15
1 home run	15-14
2 home runs	6-4
3+ home runs	8-2

Opponent hit 0 home runs	5-6
1 home run	14-12
2 home runs	7-8
3+ home runs	2-9

Leave 0-5 runners on base	8-12
6-9 on base	24-18
10+ on base	6-5

Opponent leaves 0-5 runners on base	4-6
6-9 on base	19-22
10+ on base	15-7

Steals 0 bases	9-13
1 base	3-6
2 bases	10-9
3+ bases	16-7

Opponent steals 0 bases	14-16
1 base	15-12
2 bases	8-5
3+ bases	2-4

FIELDING

Made 0 errors	24-10
1 error	9-17
2 errors	3-5
3+ errors	2-3

Opponent made 0 errors	15-15
1 error	12-13
2 errors	6-6
3+ errors	4-1

TEAM HIGHS

LONGEST WIN STREAK	11 Games *	June 6 - June 18
LONGEST LOSING STREAK	5 Games	April 18 - April 22
LONGEST HOME WINNING STREAK	6 Games	June 13 - June 18
LONGEST HOME LOSING STREAK	3 Games (3x)	Last: June 13 - June 15
LONGEST ROAD WINNING STREAK	5 Games (2x)	Last: June 6 - June 10
LONGEST ROAD LOSING STREAK	2 Games (5x)	Last: May 27 - May 28
LARGEST MARGIN OF VICTORY	11 Runs	4/1 @ Indianapolis (12-1 Win)
LARGEST MARGIN OF DEFEAT	13 Runs (2x)	Last: 5/27 @ St. Paul (14-1 Loss)
LONGEST GAME, INNINGS	11 Innings	5/11 @ Scranton/Wilkes-Barre (4-3 Win)
LONGEST GAME, TIME	3:23	6/2 vs. Memphis (10-9 Win, 10 Innings)
LONGEST 9-INNING GAME, TIME	3:17	6/8 @ Indianapolis (15-7 Win)
SHORTEST 9-INNING GAME, TIME	2:14 (2x)	Last: 5/5 vs. Louisville (6-2 Win)
SHORTEST GAME, TIME	2:14 (2x)	Last: 5/5 vs. Louisville (6-2 Win)
LARGEST COMEBACK WIN	6 Runs, After 4th	5/6 vs. Louisville (11-9 Win)
LARGEST MARGIN OF LEAD SURRENDERED (LOSS)	5 Runs, After 7th	6/4 vs. Memphis (6-5 Loss)
MOST ERRORS, TEAM	3 (5x)	Last: 5/27 @ St. Paul (14-1 Loss)
MOST ERRORS, PLAYER	3, Angelo Castellano	5/27 @ St. Paul (14-1 Loss)
LARGEST CROWD, HOME	6,882	5/20 vs. Toledo (4-1 Loss)
LARGEST CROWD, ROAD	9,833	4/29 @ Nashville (6-5 Loss, 10 Innings)
WARMEST FIRST PITCH	88 Degrees	6/3 vs. Memphis (4-2 Loss)
COLDEST FIRST PITCH	35 Degrees	4/5 vs. Toledo (7-6 Loss)

OFFENSIVE HIGHS

MOST RUNS SCORED, GAME	16	5/17 vs. Toledo (16-8 Win)
MOST RUNS SCORED, INNING	10, 5th Inning	6/8 @ Indianapolis (15-7 Win)
MOST CONSECUTIVE INNINGS SCORED	5 (2x)	Last: 4th-8th Innings, 5/17 vs. Toledo (16-8 Win)
FEWEST HITS, GAME	2	5/20 vs. Toledo (4-1 Loss)
MOST HITS, GAME	18	5/17 vs. Toledo (16-8 Win)
MOST DOUBLES, GAME	7	5/17 vs. Toledo (16-8 Win)
MOST TRIPLES, GAME	1 (12x)	Last: 6/24 @ Rochester (3-2 Loss)
MOST HOME RUNS, GAME	4 (3x)	Last: 5/21 vs. Toledo (8-6 Win)
MOST EXTRA-BASE HITS, GAME	10	5/17 vs. Toledo (16-8 Win)
MOST RBI, GAME	15 (2x)	Last: 6/8 @ Indianapolis (15-7 Win)
MOST RUNNERS LOB, GAME	15	5/16 vs. Toledo (9-2 Loss)
MOST TOTAL BASES, GAME	34	5/17 vs. Toledo (16-8 Win)
MOST WALKS, GAME	11 (2x)	Last: 6/8 @ Indianapolis (15-7 Win)
FEWEST STRIKEOUTS, GAME	2 (2x)	Last: 6/9 @ Indianapolis (6-2 Win)
MOST STRIKEOUTS, GAME	16	5/20 vs. Toledo (4-1 Loss)
FEWEST STRIKEOUTS, GAME	4	4/13 @ Iowa (14-1 Loss)
MOST STOLEN BASES, GAME	7	5/26 @ St. Paul (6-4 Win)
MOST HIT BY PITCHES	4	5/6 vs. Louisville (11-9 Win)

INDIVIDUAL OFFENSIVE HIGHS

MOST RUNS, GAME	3 (14x)	Last: Nate Eaton, 6/17 vs. Columbus (13-4 Win)
MOST HITS, GAME	4 (8x)	Last: John Rave, 6/18 vs. Columbus (6-4 Win)
MOST DOUBLES, GAME	2 (10x)	Last: Tucker Bradley, 6/22 @ Rochester (8-4 Win)
MOST TRIPLES, GAME	1 (12x)	Last: Brewer Hicklen, 6/24 @ Rochester (3-2 Loss)
MOST HOME RUNS, GAME	2 (4x)	Last: Nate Eaton, 6/17 vs. Columbus (13-4 Win)
MOST TOTAL BASES, GAME	13, Drew Waters	5/21 vs. Toledo (8-4 Win)
MOST RBI, GAME	6, Freddy Fermin	4/8 vs. Toledo (13-8 Win)
MOST WALKS, GAME	3 (13x)	Last: Clay Dungan, 6/20 @ Rochester (5-4 Loss)
MOST STRIKEOUTS, GAME	4 (4x)	Last: Jermaine Palacios, 6/22 @ Rochester (8-4 Win)
MOST STOLEN BASES, GAME ^	4 (2x)	Last: Dairon Blanco, 5/25 @ St. Paul (8-6 Loss)
MOST HIT BY PITCHES, GAME	2 (2x)	Last: Dairon Blanco, 5/25 @ St. Paul (8-6 Loss)
MOST SACRIFICE FLIES, GAME	2 (2x)	Last: Samad Taylor, 4/30 @ Nashville (10-6 Win)
MOST DOUBLE PLAYS GROUND INTO, GAME	2 (4x)	Last: Brewer Hicklen, 5/28 @ St. Paul (10-6 Loss)

PITCHING HIGHS

MOST RUNS ALLOWED, GAME	14 (3x)	Last: 5/27 @ St. Paul (14-1 Loss)
MOST RUNS ALLOWED, INNING	9, 7th Inning	5/28 @ St. Paul (10-6 Loss)
FEWEST HITS ALLOWED, GAME	3	5/18 vs. Toledo (9-0 Win)
MOST HITS ALLOWED, GAME	18	5/9 @ Scranton/Wilkes-Barre (14-2 Loss)
MOST TOTAL BASES ALLOWED, GAME	34 (2x)	Last: 5/9 @ Scranton/Wilkes-Barre (14-2 Loss)
FEWEST STRIKEOUTS, GAME	3	4/18 vs. Gwinnett (4-1 Loss)
MOST STRIKEOUTS, GAME	15	5/11 @ Scranton/Wilkes-Barre (4-3 Win, 11 Innings)
FEWEST WALKS ALLOWED, GAME	1 (5x)	Last: 6/15 vs. Columbus (4-2 Win)
MOST WALKS ALLOWED, GAME	12	6/28 vs. Iowa (9-2 Loss)
MOST HOME RUNS ALLOWED, GAME	6 (2x)	Last: 5/31 vs. Memphis (9-4 Loss)
MOST WILD PITCHES	4	4/21 vs. Gwinnett (7-3 Loss)

INDIVIDUAL PITCHING HIGHS

MOST RUNS ALLOWED, GAME	11, Jonathan Heasley	4/13 @ Iowa (14-1 Loss)
MOST EARNED RUNS ALLOWED, GAME ^	11, Jonathan Heasley	4/13 @ Iowa (14-1 Loss)
FEWEST HITS ALLOWED, GAME (STARTER)	1 (4x)	Last: Drew Parrish (4.0 IP), 5/20 vs. Toledo (4-1 Loss)
MOST HITS ALLOWED, GAME	11, Jonathan Heasley	5/21 vs. Toledo (8-6 Win)
MOST HOME RUNS ALLOWED, GAME ^	5 (2x)	Last: Austin Cox, 5/31 vs. Memphis (9-4 Loss)
MOST STRIKEOUTS	8 (3x)	Last: Max Castillo, 6/9 @ Indianapolis (6-2 Loss)
MOST CONSECUTIVE STRIKEOUTS	4, Jonathan Heasley	6/7 @ Indianapolis (9-7 Win)
MOST WALKS ALLOWED, GAME	5 (2x)	Last: Jonathan Heasley, 6/18 vs. Columbus (6-4 Win)
MOST HIT BATTERS, GAME	2 (3x)	Last: James McArthur, 5/20 vs. Toledo (4-1 Loss)
MOST INNINGS PITCHED, STARTER	7.0, Jonathan Heasley	4/19 vs. Gwinnett (6-2 Loss)
MOST PITCHES THROWN, STARTER	104, Jonathan Heasley	4/25 @ Nashville (8-3 Loss)
MOST INNINGS PITCHED, RELIEVER	4.1, Jonathan Heasley	6/18 vs. Columbus (6-4 Win)
MOST PITCHES THROWN, RELIEVER	78, Jonathan Heasley	6/18 vs. Columbus (6-4 Win)

^ Indicates Storm Chasers Record Tied

* Indicates Storm Chasers Record Set

STATCAST LEADERS

LONGEST MEASURED HOMER DISTANCE			HIGHEST BATTED BALL EXIT VELOCITY			HIGHEST PITCH VELOCITY			HIGHEST PITCH SPIN RATE		
Player	Distance (Pitcher)	Date	Player	Exit Velo (Batted Ball Type)	Date	Player	Pitch Velo (Pitch Result)	Date	Player	Spin Rate (Pitch Type)	Date
Tyler Gentry	471 (2-Run off Connor Thomas)	5/30 vs. MEM	CJ Alexander	115.3 (Double vs. Reese Olson)	4/7 vs. TOL	Will Klein	100.7 (Richie Martin, Foul Ball)	6/21 @ ROC	Josh Dye	3,329 (81.2 MPH Changeup vs. Joe Hudson)	4/21 vs. GWN
Dairon Blanco	445 (Solo off Simeon Woods Richardson)	5/23 @ STP	Drew Waters	111.8 (Double vs. Sam Clay)	5/19 vs. TOL	Will Klein	100.2 (Richie Martin, Foul Ball)	6/21 @ ROC	Jon Heasley	3,090 (93.8 MPH 45-Fastball vs. Abraham Toro)	4/30 @ NAS
Brewer Hicklen	443 (3-Run off Miguel Diaz)	5/18 vs. TOL	Brewer Hicklen	111.7 (Single vs. Kent Emanuel)	6/9 @ IND	Will Klein	100.2 (Zack Collins, Strikeout)	6/14 vs. COL	Josh Staumont	3,058 (81.0 MPH Curveball vs. Miguel Andujar)	3/31 @ IND
Nick Loftin	433 (3-Run off Brent Headrick)	5/24 @ STP	CJ Alexander	110.6 (Lineout vs. Cody Bolton)	6/10 @ IND	Will Klein	99.7 (Alex Call, Single)	6/25 @ ROC	Jonah Dipoto	3,010 (80.5 MPH Curveball vs. Kramer Robertson)	5/31 vs. MEM
Tyler Gentry	431 (3-Run off Hunter Stratton)	6/10 @ IND	Brewer Hicklen	110.4 (Double vs. Robert Gasser)	4/30 @ NAS	Will Klein	99.3 (Richie Martin Foul Ball)	6/25 @ ROC	Jonah Dipoto	3,008 (80.8 MPH Slider vs. Masyn Winn)	5/31 vs. MEM
Freddy Fermin	428 (2-Run off Ashton Goudeau)	4/8 vs. TOL	CJ Alexander	109.9 (Homer vs. Mitch Spence)	5/14 @ SWB	Will Klein	99.3 (Alex Call, Single)	6/21 @ ROC	Jonah Dipoto	3,004 (81.1 MPH Slider vs. Ivan Herrera)	5/31 vs. MEM
Brewer Hicklen	426 (Solo off Ryan Loutos)	6/1 vs. MEM	Dairon Blanco	109.6 (Double Play vs. Kervin Castro)	4/7 vs. TOL	Jakson Kowar	99.3 (Justin Dean, Ball)	4/18 vs. GWN	Jonah Dipoto	3,004 (80.0 MPH Curveball vs. Ivan Herrera)	5/31 vs. MEM
Johan Camargo	426 (Solo off Randy Dobnak)	5/27 @ STP	Brewer Hicklen	109.5 (Homer vs. DJ. Snetten)	5/14 @ SWB	Will Klein	99.1 (Richie Martin, Foul Ball)	6/21 @ ROC	Jonah Dipoto	3,002 (80.8 MPH Slider vs. Luken Baker)	6/2 vs. MEM
Jakson Reetz	426 (Solo off Andrew Abbott)	5/7 vs. LOU	Brewer Hicklen	109.4 Groundout vs. Tyler Chatwood)	6/10 @ IND	Will Klein	99.1 (Brayan Rocchio, Foul Ball)	6/14 vs. COL	Drew Parrish	3,000 (86.7 MPH Sinker vs. Nick Solak)	4/22 vs. GWN
Samad Taylor	422 (Solo off Gavin Williams)	6/14 vs. COL	Nate Eaton	109.1 (Single vs. Caleb Simpson)	6/17 vs. COL	Josh Staumont	99.1 (Jermaine Palacios, Strikeout)	4/9 vs. TOL	Ryan Weiss	2,999 (81.5 MPH Curveball vs. Jermaine Palacios)	4/5 vs. TOL

THE LAST TIME OMAHA...

THREW A PERFECT GAME.....
THREW A 9-INNING NO-HITTER.....6/20/1988 vs. Columbus (Luis Aquino, 2-0 win)
THREW A 7-INNING NO-HITTER.....7/13/1990 @ Iowa [G1] (Gene Walter, 3-0 win)
THREW A COMBINED NO-HITTER.....4/17/1997 vs. Oklahoma City (Jim Converse and Allen McMill, 2-0 win)

THREW A COMBINED 1-HITTER (9 Innings).....8/26/2019 vs. Nashville (5-0 Win)
Pitchers: Arnaldo Hernandez (8.0 IP), Gabe Speier (1.0 IP)
THREW A COMBINED 1-HITTER (7 Innings).....
THREW A COMBINED 2-HITTER (9 Innings).....6/12/2022 vs. Lehigh Valley (10-0 Win)
Pitchers: Zack Grelenke (5.0 IP), Andrés Núñez (1.0 IP), Marcelo Martínez (2.0 IP) & Brad Peacock (1.0 IP)
THREW A COMBINED 2-HITTER (7 Innings).....
GOT NO-HIT (9 INNINGS).....June 7, 2017 vs. Nashville (4-0 Loss)
Pitchers: Chris Smith, Sean Doolittle, Tucker Healy and Simon Castro,

GOT NO-HIT (LESS THAN 9 INNINGS).....6/29/2008 vs. Oklahoma [G1] (Dustin Nippert, 2-0 loss)
GOT 1-HIT.....8/15/2021 vs. Iowa (10-0 Loss)
GOT 2-HIT.....5/20/2023 vs. Toledo (4-1 Loss)

THREW A COMBINED 9-INNING SHUTOUT.....5/18/2023 vs. Toledo (9-0 Win)
Pitchers: Austin Cox (5.0 IP), Evan Sisk (1.0 IP), Dylan Coleman (1.0 IP), Collin Snider (1.0 IP), Nick Wittgren (1.0 IP)
THREW SHUTOUTS IN 3 STRAIGHT GAMES.....8/7/2018 vs. Salt Lake and 8/9 and 8/10/2018 @ Round Rock (5-0, 9-0, 2-0)
THREW BACK-TO-BACK SHUTOUTS.....8/9 and 8/10/2018 @ Round Rock (9-0 Win & 2-0 Win)
GOT SHUT OUT (9 INNINGS).....4/26/2023 @ Nashville (5-0 Loss)
GOT SHUT OUT IN BACK-TO-BACK GAMES.....7/23 and 7/24/2022 vs. Iowa (10-0 Loss, 7-0 Loss)
GOT SHUT OUT IN 3 STRAIGHT GAMES.....N/A (Since 2005)
GOT SHUT OUT (LESS THAN 9 INNINGS).....5/28, 2022 @ Louisville [G2] (3-0 Loss)

HAD A 11-GAME WINNING STREAK.....June 6 to June 18, 2023
HAD A 10-GAME WINNING STREAK.....June 5 to June 16, 2012
HAD A 9-GAME WINNING STREAK.....May 22 to June 1, 2021
HAD A 8-GAME WINNING STREAK.....May 23 to May 30, 2010
HAD A 7-GAME WINNING STREAK.....July 21 to July 26, 2015
HAD A 6-GAME WINNING STREAK.....August 25 to August 31, 2021

LOST 10 GAMES IN A ROW.....August 6 to August 16, 2006
LOST 8 GAMES IN A ROW.....June 10 to June 14, 2016
LOST 7 GAMES IN A ROW.....April 20 to April 28, 2019
LOST 6 GAMES IN A ROW.....May 4 to May 9, 2018

STRUCK OUT 19+ OPPOSING HITTERS.....5/6/2021 vs. St. Paul (19)
STRUCK OUT 17+ OPPOSING HITTERS.....5/6/2021 vs. St. Paul (19)
STRUCK OUT 15+ OPPOSING HITTERS.....5/11/2023 @ Scranton/Wilkes-Barre (15)
STRUCK OUT 10+ OPPOSING HITTERS.....6/20/2023 @ Rochester (13)

SCORED 20+ RUNS IN ONE GAME.....7/4/2022 vs. Toledo (20)
SCORED 15+ RUNS IN ONE GAME.....6/8/2023 @ Indianapolis (15)
SCORED 10+ RUNS IN ONE GAME.....6/17/2023 vs. Columbus (13)
ALLOWED 20+ RUNS IN ONE GAME.....9/11/2021 @ St. Paul (21)
ALLOWED 15+ RUNS IN ONE GAME.....9/11/2022 vs. Indianapolis (19)
ALLOWED 10+ RUNS IN ONE GAME.....6/1/2023 vs. Memphis (12)

HAD 27+ HITS IN ONE GAME.....7/4/2022 vs. Toledo (27)
HAD 25+ HITS IN ONE GAME.....7/4/2022 vs. Toledo (27)
HAD 20+ HITS IN ONE GAME.....7/4/2022 vs. Toledo (27)
HAD 15+ HITS IN ONE GAME.....6/17/2023 vs. Columbus (15)
HAD 10+ HITS IN ONE GAME.....6/22/2023 @ Rochester (11)
ALLOWED 22+ HITS IN ONE GAME.....8/2/2019 @ Reno (23)
ALLOWED 20+ HITS IN ONE GAME.....8/2/2019 @ Reno (23)
ALLOWED 15+ HITS IN ONE GAME.....5/27/2023 @ St. Paul (16)
ALLOWED 10+ HITS IN ONE GAME.....6/25/2023 @ Rochester (10)

WALKED 14+ TIMES IN ONE GAME.....4/14/2022 vs. Louisville (14)
WALKED 10+ TIMES IN ONE GAME.....6/10/2023 @ Indianapolis (10)
WALKED 8+ TIMES IN ONE GAME.....6/17/2023 vs. Columbus (9)
ALLOWED 13+ WALKS IN ONE GAME.....5/8/2007 vs. Sacramento (13)
ALLOWED 10+ WALKS IN ONE GAME.....6/28/2023 vs. Iowa (12)
ALLOWED 8+ WALKS IN ONE GAME.....6/28/2023 vs. Iowa (12)

HIT 9+ HOME RUNS IN A GAME.....7/3/2022 vs. Toledo (9)
HIT 7+ HOME RUNS IN A GAME.....7/3/2022 vs. Toledo (9)
HIT 5+ HOME RUNS IN A GAME.....7/3/2022 vs. Toledo (9)
HIT 3+ HOME RUNS IN A GAME.....6/14/2023 vs. Columbus (3)
ALLOWED 7+ HOME RUNS IN A GAME.....9/5/2021 vs. Toledo (7)
ALLOWED 5+ HOME RUNS IN A GAME.....5/31/2023 vs. Memphis (6)
ALLOWED 3+ HOME RUNS IN A GAME.....6/22/2023 @ Rochester (3)

HAD 2 PLAYERS HIT 2 HOME RUNS IN A GAME.....Nate Eaton & Roman Quinn, 7/4/2022 vs. Toledo (20-6 win)
HIT BACK-TO-BACK HOME RUNS.....4/5/2023 vs. Toledo, 6th Inning (7-6 loss)
Tyler Gentry (3-run) & Logan Porter (solo)
HIT 3 STRAIGHT HOME RUNS.....5/21/2021 @ Iowa, 9th Inning (9-8 loss)
Anderson Miller (2-run), Sebastian Rivero (solo), Gabriel Cancel (solo)

SCORED 10+ RUNS IN AN INNING.....10 Runs, 5th Inning - 6/8/2023 @ Indianapolis (15-7 win)
SCORED 7+ RUNS IN AN INNING.....7 Runs, 4th Inning - 6/17/2023 vs. Columbus (13-4 win)
SCORED 5+ RUNS IN AN INNING.....7 Runs, 4th Inning - 6/17/2023 vs. Columbus (13-4 win)
SCORED 5+ RUNS IN AN EXTRA INNING.....6 Runs, 11th Inning - 8/3/2021 @ Columbus (11-7 win)
ALLOWED 10+ RUNS IN AN INNING.....10 Runs, 6th Inning - 7/16/2012 vs. Oklahoma City (16-6 loss)
ALLOWED 7+ RUNS IN AN INNING.....7 Runs, 4th Inning - 6/2/2023 vs. Memphis (10-9 win)
ALLOWED 5+ RUNS IN AN INNING.....7 Runs, 4th Inning - 6/2/2023 vs. Memphis (10-9 win)
ALLOWED 5+ RUNS IN AN EXTRA INNING.....6 Runs, 12th Inning - 7/7/2017 vs. Colorado Springs (8-4 loss)

WON A GAME BY 15+ RUNS.....14 Runs - 7/4/2023 vs. Toledo (20-6 win)
WON A GAME BY 10+ RUNS.....11 Runs - 4/1/2023 vs. Indianapolis (12-1 win)
LOST A GAME BY 15+ RUNS.....16 Runs - 9/11/2022 vs. Indianapolis, (19-3 loss)
LOST A GAME BY 10+ RUNS.....14 Runs - 5/27/2023 @ St. Paul (14-1 loss)

SCORED 12+ RUNS IN CONSECUTIVE GAMES.....9/25/2021 and 9/26/2021 vs. Indianapolis (12-3 Win & 17-12 loss)
SCORED 10+ RUNS IN CONSECUTIVE GAMES.....6/26/2022 vs. Columbus & 6/28/2022 @ St. Paul (17-4 Win, 11-2 win)
SCORED JUST ONE RUN WITHOUT AN RBI.....5/4/2019 vs. Iowa (6-1 loss)
SCORED MULTIPLE RUNS WITHOUT AN RBI.....4/30/2018 @ Iowa (10-3 loss)
SCORED MORE RUNS THAT RECORDED HITS.....6/14/2023 vs. Columbus (6-1 win, 6 runs on 5 hits)

TURNED 6 DOUBLE PLAYS IN ONE GAME.....8/25/08 vs. New Orleans
TURNED 5 DOUBLE PLAYS IN ONE GAME.....4/1/2023 @ Indianapolis
TURNED 4 DOUBLE PLAYS IN ONE GAME.....5/9/2023 @ Scranton/Wilkes-Barre
TURNED 3+ DOUBLE PLAYS IN ONE GAME.....6/16/2023 vs. Columbus (3)
TURNED A TRIPLE PLAY.....5/13/1992 Denver, 1st Inning (3-2 win)
5-4-3 (Fielders: Sean Berry to Stu Cole to Jeff Conine | Batter: Jim Tatum)

HIT INTO A TRIPLE PLAY.....4/17/2015 vs. New Orleans, Cheslor Cuthbert, 1st Inning (5-3 loss)
5-3-4-6-5-3 (Fielders: Derek Dietrich to Justin Bour to Scott Sizemore to Miguel Rojas to Dietrich to Bour)

COMMITTED 6 ERRORS.....5/10/2012 @ Sacramento
COMMITTED 5 ERRORS.....4/16/2006 @ Memphis
COMMITTED 4 ERRORS.....6/29/2023 @ St. Paul
COMMITTED 3+ ERRORS.....5/27/2023 @ St. Paul (3)

EVERY STORM CHASER IN THE STARTING LINEUP HAD A HIT.....6/8/2023 @ Indianapolis
EVERY STORM CHASER IN THE STARTING LINEUP SCORED A RUN.....6/17/2023 vs. Columbus
EVERY STORM CHASER IN THE STARTING LINEUP HAD A HIT AND SCORED A RUN.....
LINEUP BATTED AROUND TWICE IN ONE GAME.....3rd and 4th Innings - 6/17/2023 vs. Columbus

WON ON THE LAST AT-BAT OF THE GAME (WALK-OFF WIN).....6/2/2023 vs. Memphis (10-9 Win, 10 innings)
LOST ON THE LAST AT-BAT OF THE GAME (WALK-OFF LOSS).....6/24/2023 @ Rochester (3-2 Loss, 9 innings)
PLAYED BACK-TO-BACK EXTRA-INNING GAMES.....7/2 and 7/3/2019 @ Round Rock (7-6 Loss & 9-8 Loss, both 10 innings)

WON BOTH GAMES OF A DOUBLEHEADER.....8/22/2022 vs. Scranton/Wilkes-Barre (9-4 Win & 12-10 Win)
PITCHED SHUTOUTS IN BOTH GAMES OF A DOUBLEHEADER.....N/A (Since 2005)
LOST BOTH GAMES OF A DOUBLEHEADER.....8/29/2018 vs. Colorado Springs (3-2 Loss & 7-0 Loss)
SHUT OUT IN BOTH GAMES OF A DOUBLEHEADER.....6/2/2013 vs. Memphis (7-0 Loss, 5-0 Loss)

OPPOSING HITTER HAD A 3-HOMER GAME.....Christian Encarnacion-Strand, 5/4/2023 vs. Louisville
OPPOSING HITTER HIT FOR THE A CYCLE.....Matt McClain, 5/4/2023 vs. Louisville

THE LAST TIME AN OMAHA HITTER...

HAD 6 HITS IN ONE GAME.....Matt Diaz, 7/27/2005 @ Portland
HAD 5 HITS IN ONE GAME.....Dairon Blanco, 9/15/2022 @ Columbus
HAD 4 HITS IN ONE GAME.....John Rave, 6/18/2023 vs. Columbus
HAD 3 HITS IN ONE GAME.....Logan Porter, 6/22/2023 @ Rochester

HIT 3 HOME RUNS IN ONE GAME.....Ryan McBroome, 6/13/2021 @ St. Paul
HIT 2 HOME RUNS IN ONE GAME.....Nate Eaton, 6/17/2023 vs. Columbus
HIT 2 TRIPLES IN ONE GAME.....Angel Franco, 5/6/2016 @ Iowa
HAD 4 DOUBLES IN ONE GAME.....Jordan Parraz, 5/18/2010 @ Las Vegas
HIT 3 DOUBLES IN ONE GAME.....Dairon Blanco, 9/15/2022 @ Columbus
HIT 2 DOUBLES IN ONE GAME.....Tucker Bradley, 6/22/2023 @ Rochester
HIT 2 SACRIFICE FLIES IN ONE GAME.....Samad Taylor, 4/30/2023 @ Nashville

HIT A GRAND SLAM.....Adeiny Hechavarria, 6/22/2023 @ Rochester
HIT AN INSIDE-THE-PARK HOME RUN.....John Rave, 6/18/2023 vs. Columbus
LED OFF A HOME GAME WITH A HOME RUN.....Nate Eaton, 6/17/2023 vs. Columbus
LED OFF A ROAD GAME WITH A HOME RUN.....Drew Waters, 8/16/2022 @ Louisville
HIT A PINCH-HIT HOME RUN.....Elier Hernández, 5/22/2019 vs. Iowa
HIT A WALK-OFF HOME RUN.....Nate Eaton, 5/31/2022 vs. Indianapolis
HIT A WALK-OFF GRAND SLAM.....Jimmy Goveas, 5/7/2022 vs. Columbus
HIT A WALK-OFF PINCH-HIT HOME RUN.....Chad Santos, 8/23/2005 vs. New Orleans
HIT FOR THE CYCLE.....Jimmy Paredes, 5/12/2014 vs. New Orleans

HAD 11 RBI IN ONE GAME.....Mike Moustakas, 8/30/2010 vs. Round Rock
HAD 9 RBI IN ONE GAME.....Brett Eibner, 4/9/2014 vs. Memphis
HAD 8 RBI IN ONE GAME.....Jimmy Paredes, 5/12/2014 vs. New Orleans
HAD 7 RBI IN ONE GAME.....Brett Hayes, 4/14/2013 vs. Nashville
HAD 6 RBI IN ONE GAME.....Freddy Fermin, 4/8/2023 vs. Toledo
HAD 5 RBI IN ONE GAME.....Tyler Gentry, 6/8/2023 @ Indianapolis
HAD 4 RBI IN ONE GAME.....Adeiny Hechavarria, 6/22/2023 @ Rochester

SCORED 5 RUNS IN ONE GAME.....Brett Eibner, 5/12/2014 vs. New Orleans
SCORED 4 RUNS IN ONE GAME.....Maikel Garcia, 9/15/2022 @ Columbus
SCORED 3 RUNS IN ONE GAME.....Nate Eaton, 6/17/2023 vs. Columbus

WALKED 4 TIMES IN ONE GAME.....MJ Melendez, 8/22/2022 vs. Columbus
WALKED 3 TIMES IN ONE GAME.....Clay Dungan, 6/20/2023 @ Rochester

STOLE 4 BASES IN ONE GAME.....Dairon Blanco, 5/25/2023 @ St. Paul
STOLE 3 BASES IN ONE GAME.....Dairon Blanco, 6/10/2023 @ Indianapolis
STOLE 2 BASES IN ONE GAME.....Samad Taylor, 6/14/2023 vs. Columbus

STRUCK OUT 5 TIMES IN ONE GAME.....Drew Waters, 8/10/2022 @ Toledo
STRUCK OUT 4 TIMES IN ONE GAME.....Jermaine Palacios, 6/22/2023 @ Rochester
STRUCK OUT 3 TIMES IN ONE GAME.....Tyler Gentry, 6/24/2023 @ Rochester

REACHED BASE 5 TIMES IN ONE GAME.....Nicky Lopez, 7/27/2018 @ Fresno
REACHED BASE 4 TIMES IN ONE GAME.....Samad Taylor, 9/10/2023 @ Indianapolis
REACHED BASE 3 TIMES IN ONE GAME.....John Rave, 6/18/2023 vs. Columbus

REACHED BASE IN EVERY TRIP TO THE PLATE (6 PA).....Brett Eibner, 4/9/2014 vs. Memphis
REACHED BASE IN EVERY TRIP TO THE PLATE (5 PA).....Dairon Blanco, 5/25/2023 @ St. Paul
REACHED BASE IN EVERY TRIP TO THE PLATE (4 PA).....John Rave, 6/18/2023 vs. Columbus
REACHED BASE IN EVERY TRIP TO THE PLATE (3 PA).....Angelo Castellano, 6/16/2023 vs. Columbus

HAD 2 HOME RUNS IN THE SAME INNING.....Brett Eibner: 5th Inning, 5/12/2015 vs. Memphis
HAD 2 DOUBLES IN THE SAME INNING.....Clay Dungan: 6th Inning, 6/26/2022 vs. Columbus
HAD 2 HITS IN THE SAME INNING.....Matt Beatty: 4th Inning, 6/17/2023 vs. Columbus
HAD 2 WALKS IN THE SAME INNING.....Samad Taylor: 5th Inning, 6/8/2023 @ Indianapolis
REACHED 2 TIMES IN THE SAME INNING.....Matt Beatty, 6/17/2023 vs. Columbus
SCORED 2 RUNS IN THE SAME INNING.....Dairon Blanco & Samad Taylor: 5th Inning, 6/8/2023 @ Indianapolis

HIT HOME RUNS IN 6 STRAIGHT GAMES.....Steve Sisco, June 13 to June 21, 1998
HIT HOME RUNS IN 5 STRAIGHT GAMES.....Cory Aldridge, July 27 to August 8, 2009
HIT HOME RUNS IN 4 STRAIGHT GAMES.....Nick Pratto, August 19 to August 22, 2021
HIT HOME RUNS IN 3 STRAIGHT GAMES.....Brent Rooker, September 23 to September 26, 2022
HIT HOME RUNS IN BACK-TO-BACK GAMES.....CJ Alexander, June 7 and 8, 2023
HIT HOME RUNS IN BOTH GAMES OF A DOUBLEHEADER.....Nick Pratto, 4/7/2022 @ Indianapolis
HIT HOME RUNS FROM BOTH SIDES OF THE PLATE, GAME.....Tim Raines Jr., 8/20/2009 @ Tacoma
HIT HOME RUN IN FIRST OMAHA AT-BAT.....Jakson Reetz, 8/28/2022 vs. Scranton/WB [G1]

HAD 2+ HITS IN 7 STRAIGHT GAMES.....Johnny Giavotella, August 3 to August 14, 2014
HAD 2+ HITS IN 6 STRAIGHT GAMES.....Dairon Blanco, September 10 to September 17, 2022
HAD 2+ HITS IN 5 STRAIGHT GAMES.....MJ Melendez, September 25 to October 2, 2021

HAD A 20+ GAME HITTING STREAK.....Frank Schwindel, 20 Games: July 22 to August 13, 2018
HAD A 18+ GAME HITTING STREAK.....Frank Schwindel, 20 Games: July 22 to August 13, 2018
HAD A 16+ GAME HITTING STREAK.....Frank Schwindel, 20 Games: July 22 to August 13, 2018
HAD A 14+ GAME HITTING STREAK.....Dairon Blanco, 15 Games: May 15 to July 10, 2022
HAD A 12+ GAME HITTING STREAK.....Nick Loftin, 12 Games: May 16 to May 30, 2023

HAD A 40+ GAME REACHED BASE STREAK.....Shane Costa, 46 Games: April 14 to August 8, 2007
HAD A 35 to 39 GAME REACHED BASE STREAK.....Alex Gordon, 39 Games: May 9 to June 19, 2010
HAD A 30 to 34 GAME REACHED BASE STREAK.....Freddy Fermin, 33 Games: August 3 to September 15, 2022
HAD A 25 to 29 GAME REACHED BASE STREAK.....Logan Porter, 26 Games: May 25 to June 28, 2023
HAD A 20 to 24 GAME REACHED BASE STREAK.....Dairon Blanco, 21 Games: May 13 to June 10, 2023

THE LAST TIME AN OMAHA PITCHER...

THREW A 1-HITTER (9 Innings).....Luis Mendoza, 7/18/2011 @ Memphis
THREW A 1-HITTER (7 Innings).....Jeff Suppan, 6/21/2011 @ Nashville
THREW A 2-HITTER (9 Innings).....Arnaldo Hernandez, 7/21/2018 vs. Round Rock [G1]
THREW A 2-HITTER (7 Innings).....

THREW A 9-INNING COMPLETE GAME SHUTOUT.....Luis Mendoza, 7/18/2011 @ Memphis
THREW A 7-INNING COMPLETE GAME SHUTOUT.....Jake Kalish, 7/2/2018 vs. Nashville [G1]
THREW A 5-INNING COMPLETE GAME SHUTOUT.....Anthony Lerew, 8/31/2010 vs. Round Rock

THREW A 9-INNING COMPLETE GAME.....Arnaldo Hernandez, 8/15/2018 vs. Oklahoma City
THREW AN 8-INNING COMPLETE GAME.....John Lannan, 6/16/2016 @ Oklahoma City
THREW A 7-INNING COMPLETE GAME.....Austin Cox, 8/28/2022 vs. Scranton/WB [G1]
THREW A 6-INNING COMPLETE GAME.....Matt Wright, 8/8/2008 @ Nashville [G2]
THREW A 5-INNING COMPLETE GAME.....Trevor Oaks, 8/6/2018 vs. Salt Lake

STRUCK OUT 12 IN A GAME.....Jakob Junis, 5/26/2017 @ Nashville
STRUCK OUT 11 IN A GAME.....John Lamb, 7/9/2014 vs. Iowa
STRUCK OUT 10 IN A GAME.....Jackson Kowar, 7/3/2021 @ St. Paul

WALKED 7 IN A GAME.....Josh Staumont, 5/24/2017 @ Nashville
WALKED 6 IN A GAME.....Drew Parrish, 6/22/2022 vs. Columbus
WALKED 5 IN A GAME.....Jonathan Heasley, 6/18/2023 vs. Columbus

ALLOWED 6 HOME RUNS IN A GAME.....Matt Wright, 8/18/2007 vs. Albuquerque
ALLOWED 5 HOME RUNS IN A GAME.....Austin Cox, 5/31/2023 vs. Memphis
ALLOWED 4 HOME RUNS IN A GAME.....Jake Kalish, 9/24/2021 vs. Indianapolis
ALLOWED 3 HOME RUNS IN A GAME.....Jonathan Bowlan, 6/22/2023 @ Rochester
ALLOWED 2+ HOME RUNS IN A GAME.....Drew Parrish, 6/17/2023 vs. Columbus

THREW 120+ PITCHES IN A GAME.....Brett Tomko, 5/8/2014 @ Round Rock (127)
THREW 115+ PITCHES IN A GAME.....Luke Farrell, 6/8/2017 vs. Nashville (116)
THREW 110+ PITCHES IN A GAME.....Christian Binford, 9/3/2017 vs. Iowa (110)
THREW 100+ PITCHES IN A GAME.....Max Castillo, 6/3/2023 vs. Memphis (100)
THREW 95+ PITCHES IN A GAME.....Alec Marsh, 6/25/2023 @ Rochester (97)
THREW 90+ PITCHES IN A GAME.....Alec Marsh, 6/25/2023 @ Rochester (97)

THREW A QUALITY START.....Max Castillo, 6/15/2023 vs. Columbus
WON HIS OMAHA DEBUT.....Alec Marsh, 9/23/2022 vs. Iowa
THREW AN IMMACULATE INNING.....Anthony Swarzak, 6/3/2021 vs. Iowa

AFTER-INNING RECORDS

LEADING TRAILING TIED

AFTER 1 INNING	14 - 7	9 - 11	15 - 17
AFTER 2 INNINGS	23 - 8	11 - 15	4 - 12
AFTER 3 INNINGS	23 - 9	7 - 19	8 - 7
AFTER 4 INNINGS	27 - 9	7 - 21	4 - 5
AFTER 5 INNINGS	28 - 8	7 - 23	3 - 4
AFTER 6 INNINGS	29 - 9	6 - 26	3 - 0
AFTER 7 INNINGS	31 - 6	5 - 26	2 - 3
AFTER 8 INNINGS	33 - 1	2 - 29	3 - 4

STORM CHASERS BIG INNINGS

DATE INNING RUNS

1. June 8 @ Indianapolis	Top 5th	10
2. June 17 vs. Columbus	Bottom 4th	7
May 17 vs. Toledo	Bottom 1st	7
April 2 @ Indianapolis	Top 8th	7
5. June 2 vs. Memphis	Bottom 5th	6
May 18 vs Toledo	Bottom 8th	6
April 8 vs. Toledo	Bottom 3rd	6
8.		

SCORE BY INNINGS

	1	2	3	4	5	6	7	8	9	10	11+	TOTAL
Omaha	53	38	50	47	63	41	41	47	37	1	1	419
Opponents	47	47	41	37	43	71	43	54	33	1	0	417
Difference	6	-9	9	10	20	-30	-2	-7	4	0	1	2

SCORE BY INNINGS V. IOWA

	1	2	3	4	5	6	7	8	9	10	11+	TOTAL
Omaha	3	1	1	3	5	6	0	5	6	0	0	30
Iowa	8	9	9	0	3	7	5	5	0	0	0	46
vs. Iowa Difference	-5	-8	-8	3	2	-1	-5	0	6	0	0	-16

MULTI-RUN INNINGS

	2	3	4	5	6	7	8	9	10+	TOTAL
Storm Chasers	54	26	16	2	3	3	-	-	1	105
Opponents	55	25	10	5	4	2	1	1	-	103

RECORD BY RUNS SCORED/ALLOWED

RUNS	0	1	2	3	4	5	6	7	8	9	10	11	12	13+
SCORED	0 - 1	0 - 4	1 - 9	1 - 6	5 - 4	1 - 4	8 - 6	3 - 0	4 - 0	5 - 0	3 - 1	2 - 0	1 - 0	4 - 0
ALLOWED	1 - 0	4 - 0	6 - 0	6 - 1	5 - 6	2 - 3	4 - 42	1 - 3	3 - 5	2 - 6	0 - 2	0 - 0	0 - 2	0 - 3

RECORD BY MARGIN OF VICTORY/DEFEAT

1 Run	2 Runs	3 Runs	4 Runs	5 Runs	6 Runs	7 Runs	8 Runs	9 Runs	10+ Runs
6 - 9	9 - 4	3 - 6	9 - 3	5 - 3	0 - 4	0 - 3	3 - 0	2 - 0	1 - 3

2023 STORM CHASERS MONTH BY MONTH

HITTING

MONTH	AVG	G	AB	R	H	TB	2B	3B	HR	RBI	BB	IBB	SO	SB	CS	OBP	SLG	OPS	SAC	SF	HBP	GIDP	LOB
MARCH	.300	1	40	8	12	16	2	1	0	8	9	0	12	5	0	.429	.400	.829	0	0	0	0	14
APRIL	.250	24	799	124	200	352	49	2	33	118	99	0	204	38	8	.337	.441	.778	1	11	11	24	156
MAY	.269	26	885	148	238	386	53	7	27	131	120	0	218	58	13	.366	.436	.802	1	6	19	28	198
JUNE	.280	22	733	139	205	322	47	2	22	131	114	1	193	42	6	.378	.439	.817	7	14	11	19	163
JULY																							
AUGUST																							
SEPTEMBER																							
TOTAL	.267	73	2457	419	655	1076	151	12	82	388	342	1	627	143	27	.362	.438	.800	9	31	41	71	531

PITCHING

MONTH	W	L	ERA	G	GS	CG	SHO	GF	HLD	SV	SVO	IP	H	R	ER	HR	HB	BB	SO	WP	BK	WHIP	AVG
MARCH	1	0	6.00	1	1	0	0	1	0	1	1	9.0	11	6	6	1	1	2	7	0	1	1.44	.297
APRIL	9	15	5.65	24	24	0	0	24	11	3	7	212.0	238	149	133	30	17	104	198	16	2	1.61	.284
MAY	12	14	5.61	26	26	0	1	26	17	6	12	229.1	247	162	143	46	15	126	235	13	1	1.63	.278
JUNE	16	6	4.33	22	22	0	0	22	16	6	10	197.1	176	100	95	22	7	118	200	13	1	1.49	.237
JULY																							
AUGUST																							
SEPTEMBER																							
TOTAL	38	35	5.24	73	73	0	1	73	44	16	30	647.2	672	417	377	99	40	350	640	42	5	1.58	.268

2023 WALK-OFF TRACKER (1 FOR, 6 AGAINST)

GAME #	DATE	OPPONENT	FINAL (INN.)	PLAYER	WINNING RUN	PITCHER	HOW	OUTS	COUNT
23	April 28	@ Nashville	L, 4-3 (9)	Brian Navarreto	Skye Bolt	Josh Dye	Throwing error by 3B Maikel Garcia	2	1-0
24	April 29	@ Nashville	L, 6-5 (10)	Keston Hiura	Eddy Alvarez	Evan Sisk	Infield single to SS Angelo Castellano	1	2-1
33	May 10	@ Scranton/WB	L, 4-3 (9)	Michael Hermosillo	Dylan Coleman	Dylan Coleman	Solo home run to LF	0	2-1
36	May 13	@ Scranton/WB	L, 8-6 (9)	Ben Rortvedt	Estevan Florial	Brooks Kriske	3-run home run to RCF	1	2-2
45	May 24	@ St. Paul	L, 6-5 (9)	Jose Miranda	Andrew Stevenson	Brooks Kriske	RBI single to LF	0	1-1
53	June 2	vs. Memphis	W, 10-9 (10)	Dairon Blanco	Brewer Hicklen	Jake Walsh	Sacrifice fly to RF	1	2-2
71	June 24	@ Rochester	L, 3-2 (9)	Richie Martin	Richie Martin	Christian Chamberlain	Wild Pitch	1	1-0

Bold Indicates Omaha Walk-Off Win

2023 STORM CHASERS EJECTIONS (5)

DATE	INNING	WHO (POSITION) / # IN 2023	WHY	UMPIRE (POSITION)
1. April 21 vs. Gwinnett	▼ 6	Mike Jirschele (Manager) / 1st	Balls/Strikes	Takahito Matsuda (Home Plate)
2. April 21 vs. Gwinnett	▲ 7	Dane Johnson (Pitching Coach) / 1st	Balk	Takahito Matsuda (Home Plate)
3. April 21 vs. Gwinnett	▼ 8	CJ Alexander (Designated Hitter) / 1st	Balls/Strikes	Takahito Matsuda (Home Plate)
4. May 11 @ Scranton/WB	▼ 9	Mike Jirschele (Manager) / 2nd	Hit By Pitch	Robert Nunez (Home Plate)
5. June 20 @ Rochester	▼ 6	Mike Jirschele (Manager) / 3rd	Fair/Foul on Home Run	Steven Jaschinski (Home Plate)

HOME RUN BREAKDOWN

						OUTS			RUNNERS ON				TIED		GO		DIRECTION					BESTS		LAST HOME RUN					
PLAYER	2023 TOTAL	HOME	ROAD	RHP	LHP	0	1	2	0	1	2	3	GAME	AHEAD	LF	LCF	CF	RCF	RF	FT	MPH	DATE	OPPONENT	PITCHER	KIND	INN	PA SINCE		
CJ Alexander	10	4	6	10	-	6	2	2	7	2	1	-	2	3	1	-	2	4	3	422	109.9	6/8	@ Indianapolis	E. Villalobos	2-Run	▲ 7	6		
Nick Loftin	9	4	5	5	4	5	2	2	5	1	3	-	2	2	6	1	2	-	-	433	105.6	5/30	vs. Memphis	J. Woodford	2-Run	▼ 1	3		
14 Logan Porter	7	5	2	3	4	5	2	-	6	1	-	-	-	-	6	-	-	1	-	417	106.6	5/17	vs. Toledo	Z. Logue	2-Run	▼ 1	140		
Samad Taylor	6	3	3	3	3	2	-	4	1	3	2	-	-	3	3	2	1	-	-	471	106.5	6/14	vs. Columbus	C. Simpson	2-Run	▼ 7	7		
28 Tyler Gentry	6	3	3	2	4	3	1	2	3	2	1	-	-	2	1	1	2	2	-	422	104.5	6/14	vs. Columbus	G. Williams	Solo	▼ 1	39		
18 Brewer Hicklen	5	3	2	3	2	3	1	1	2	2	1	-	-	2	2	1	1	1	-	443	109.5	6/13	vs. Columbus	M. Kelly	2-Run	▼ 8	45		
Freddy Fermin	5	2	3	3	2	1	2	2	1	2	1	1	-	-	2	-	2	1	-	428	105.9	4/30	@ Nashville	R. Gasser	Solo	▲ 5	2		
24 Nate Eaton	4	3	1	3	1	2	1	1	4	-	-	-	-	3	3	-	1	-	-	412	103.8	6/17	vs. Columbus	C. Baragar	Solo	▼ 3	28		
Johan Camargo	4	2	2	4	-	2	1	1	3	1	-	-	-	3	1	-	1	2	-	426	107.6	6/14	vs. Columbus	G. Williams	Solo	▼ 4	2		
Jakson Reetz	4	3	1	1	3	1	2	1	2	1	-	1	-	2	4	-	-	-	-	426	104.4	5/21	vs. Toledo	B. Bristo	Solo	▼ 7	36		
17 Angelo Castellano	4	4	-	3	1	1	1	2	1	3	-	-	1	1	3	1	-	-	-	401	102.8	5/17	vs. Toledo	M. Del Pozo	2-Run	▼ 5	97		
Dairon Blanco	3	-	3	3	-	1	1	1	3	-	-	-	-	1	1	1	1	-	-	455	105.2	5/23	@ St. Paul	S.Woods Richardson	Solo	▲ 4	75		
7 John Rave	2	1	1	-	2	-	-	2	1	-	1	-	-	1	-	1	-	1	-	406	101.9	6/24	@ Rochester	A. Banda	Solo	▲ 4	11		
Kyle Isbel	2	1	1	2	-	1	1	-	2	-	-	-	-	2	-	-	1	-	1	406	104.3	6/23	@ Rochester	J. Adon	Solo	▲ 4	11		
Drew Waters	2	2	-	2	-	1	1	-	1	1	-	-	-	1	-	1	-	1	-	408	108.7	5/21	vs. Toledo	A. Goudeau	2-Run	▼ 6	12		
3 Tucker Bradley	2	1	1	2	-	1	-	1	-	2	-	-	-	1	-	1	-	1	-	392	100.5	5/21	vs. Toledo	S. Elledge	2-Run	▼ 4	68		
Nick Pratto	2	2	-	1	1	1	-	1	1	1	-	-	1	1	-	-	1	-	1	399	100.2	4/22	@ Scranton/WB	D. Dodd	2-Run	▼ 1	19		
11 Adeiny Hechavarria	1	-	1	1	-	-	-	1	-	-	-	1	-	1	-	1	-	-	-	411	100.5	6/22	@ Rochester	T. Romero	Grand Slam	▲ 4	19		
22 Jermaine Palacios	1	1	-	-	1	-	-	1	-	1	-	-	-	1	-	1	-	-	-	409	101.9	6/18	vs. Columbus	J. Cantillo	2-Run	▼ 2	23		
6 Clay Dungan	1	-	1	1	-	1	-	-	1	-	-	-	1	-	-	-	-	1	-	388	104.0	5/9	@ Scranton/WB	M. Spence	Solo	▲ 3	107		
Franmil Reyes	1	1	-	-	1	-	-	1	-	1	-	-	-	-	-	1	-	-	-	389	100.8	5/7	vs. Louisville	A. Abbott	2-Run	▼ 5	1		
Maikel Garcia	1	1	-	1	-	-	1	-	1	-	-	-	-	1	-	-	-	-	1	349	94.3	4/4	vs. Toledo	A. Faedo	Solo	▼ 1	94		
	82	46	36	53	29	37	19	26	45	24	10	3	7	31	33	13	15	15	6										

INNING DISTRIBUTION

1st Inning	2nd Inning	3rd Inning	4th Inning	5th Inning	6th Inning	7th Inning	8th Inning	9th Inning	10th Inning	11th Inning
10	9	12	15	9	8	8	7	4	-	-

NOTABLE STORM CHASERS HOME RUNS

BACK-TO-BACK HOMERS (1)		2-HOMER GAMES (4)		3-HOMER GAMES (0)		GRAND SLAMS (3)	
PLAYERS	DATE/OPPONENT (INN.)	PLAYER (CAREER NO.)	DATE/OPPONENT	PLAYER (CAREER NO.)	DATE/OPPONENT	PLAYER (CAREER NO.)	DATE/OPPONENT (INN.)
Tyler Gentry & Logan Porter	4/5 vs. Toledo (6th)	Logan Porter (3rd)	4/5 vs. Toledo			Jakson Reetz (1st)	4/1 @ Indianapolis (5th)
		Freddy Fermin (4th)	4/8 vs. Toledo			Freddy Fermin (3rd)	4/8 vs. Toledo (3rd)
		Drew Waters (3rd)	5/21 vs. Toledo			Adeiny Hechavarria (3rd)	6/22 @ Rochester (4th)
		Nate Eaton (3rd)	6/17 vs. Columbus				

LEADOFF HOMERS (2)		INSIDE-THE PARK HOMERS (1)		PINCH-HIT HOMERS (0)		WALK-OFF HOMERS (0)	
PLAYER (CAREER NO.)	DATE/OPPONENT	PLAYER (CAREER NO.)	DATE/OPPONENT (INN.)	PLAYER (CAREER NO.)	DATE/OPPONENT (INN.)	PLAYER	DATE/OPPONENT
Samad Taylor (1st)	6/14 vs. Columbus	John Rave (1)	6/18 vs. Columbus (3rd)				
Nate Eaton (1st)	6/17 vs. Columbus						

HOME RUN SITUATION	# OF	DATE OF LAST	BATTER ('23 HR #)	PITCHER	COUNT	RUNNERS ON	OUTS	INNING	SCORE @ HR	FINAL
GO-AHEAD HOME RUN	31	June 24 @ Rochester	John Rave (2)	Anthony Banda	1-1	0	2	▲ 4	1-0	L, 3-2
GAME-TYING HOME RUN	7	May 25 @ St. Paul	Nick Loftin (8)	Cody Laweryson	1-2	2	0	▲ 7	4-4	L, 8-6

NOTABLE OPPOSING HOME RUNS

BACK-TO-BACK HOMERS (3)		2-HOMER GAMES (2)		3-HOMER GAMES (1)		GRAND SLAMS (3)	
PLAYERS	DATE/OPPONENT (INN.)	PLAYER (CAREER NO.)	DATE/OPPONENT	PLAYER (CAREER NO.)	DATE/OPPONENT	PLAYER	DATE/OPPONENT (INN.)
Encarnacion-Strand & Benson	5/4 vs. Louisville (1st)	Jermaine Palacios (5)	5/17 vs. Toledo	Christian Encarnacion-Strand (1)	5/4 vs. Louisville	Andy Ibañez	April 6 vs. Toledo (3rd)
Jordan Walker & Moisés Gómez	5/31 vs. Memphis (6th)	Moisés Gómez (7)	5/31 vs. Memphis			Andrés Chaparro	May 9 @ Scranton/WB (7th)
Travis Blankenhorn & Matt Adams	6/22 @ Rochester (4th)					Jair Camargo	May 28 @ St. Paul (7th)

LEADOFF HOMERS (5)		INSIDE-THE PARK HOMERS (0)		PINCH-HIT HOMERS (0)		WALK-OFF HOMERS (2)	
PLAYER	DATE/OPPONENT	PLAYER	DATE/OPPONENT (INN.)	PLAYER	DATE/OPPONENT (INN.)	PLAYER	DATE/OPPONENT
Christopher Morel	4/14 @ Iowa					Michael Hermosillo	5/10 @ Scranton/WB
Forrest Wall	4/19 vs. Gwinnett					Ben Rortvedt	5/13 @ Scranton/WB
Michael Siani	5/3 vs. Louisville						
Michael Siani	5/5 vs. Louisville						
Nick Gonzales	6/9 @ Indianapolis						

HR #	PLAYER (SEASON #)	GM # - DATE	OPPONENT	PITCHER	PITCH TYPE	DIRECTION	ON BASE	INNING	OUTS	COUNT	SCORE	FINAL	DISTANCE	EXIT VELO	LAUNCH ANGLE
1.	Logan Porter (1)	2 - April 1	@ Indianapolis	Caleb Smith (L)	4-seam FB	LF	0	▲4	1	2-2	3-0	W, 12-1	417 ft	106.6 mph	32°
2.	Jakson Reetz (1)	2 - April 1	@ Indianapolis	Caleb Smith (L)	Slider	LF	3	▲5	2	2-1	8-0	W, 12-1	408 ft	103.9 mph	25°
3.	Dairon Blanco (1)	3 - April 2	@ Indianapolis	Mike Burrows	4-seam FB	LCF	0	▲5	2	3-2	1-3	W, 8-3	411 ft	105.2 mph	23°
4.	Samad Taylor (1)	3 - April 2	@ Indianapolis	J.C. Flowers	4-seam FB	LF	0	▲8	0	2-1	2-3	W, 8-3	334 ft	104.5 mph	22°
5.	Nick Loftin (1)	3 - April 2	@ Indianapolis	Daniel Zamora (L)	4-seam FB	LF	2	▲8	1	1-2	5-3	W, 8-3	362 ft	97.2 mph	29°
6.	Maikel Garcia (1)	4 - April 4	vs. Toledo	Alex Faedo	4-seam FB	RF	0	▼1	1	2-1	1-0	L, 9-2	349 ft	94.3 mph	35°
7.	Tyler Gentry (1)	5 - April 5	vs. Toledo	Tyler Holton (L)	Cutter	CF	2	▼6	0	2-0	3-1	L, 7-6	417 ft	106.5 mph	27°
8.	Logan Porter (2)	5 - April 5	vs. Toledo	Tyler Holton (L)	Slider	LF	0	▼6	0	3-1	4-1	L, 7-6	346 ft	103.3 mph	37°
9.	Logan Porter (3)	5 - April 5	vs. Toledo	Matt Wisler	4-seam FB	RCF	0	▼8	0	2-2	5-6	L, 7-6	364 ft	94.7 mph	34°
10.	Nick Loftin (2)	6 - April 6	vs. Toledo	Brenan Haniffee	Slider	LCF	0	▼2	0	2-2	1-1	L, 8-5	401 ft	101.8 mph	32°
11.	CJ Alexander (1)	6 - April 6	vs. Toledo	Brenan Haniffee	Sinker	CF	0	▼4	1	2-2	3-6	L, 8-5	409 ft	101.1 mph	35°
12.	Logan Porter (4)	7 - April 7	vs. Toledo	Reese Olson	4-seam FB	LF	0	▼3	0	3-2	5-2	W, 9-4	395 ft	104.3 mph	45°
13.	Freddy Fermin (1)	8 - April 8	vs. Toledo	Will Vest	Slider	CF	3	▼3	2	0-0	6-1	W, 13-8	401 ft	102.1 mph	42°
14.	Angelo Castellano (1)	8 - April 8	vs. Toledo	Will Vest	4-seam FB	LCF	1	▼4	0	2-0	8-1	W, 13-8	401 ft	102.8 mph	33°
15.	Freddy Fermin (2)	8 - April 8	vs. Toledo	Ashton Goudeau	Changeup	CF	1	▼5	0	1-1	10-1	W, 13-8	428 ft	105.9 mph	28°
16.	CJ Alexander (2)	8 - April 8	vs. Toledo	Ashton Goudeau	Changeup	LF	0	▼7	0	1-0	11-8	W, 13-8	351 ft	92.4 mph	43°
17.	Angelo Castellano (2)	9 - April 9	vs. Toledo	Alex Faedo	4-seam FB	LF	0	▼3	1	0-0	1-0	L, 8-2	373 ft	98.0 mph	25°
18.	Samad Taylor (2)	10 - April 11	@ Iowa	Roenis Elias (L)	4-seam FB	CF	2	▲5	2	0-2	3-9	L, 9-6	405 ft	100.9 mph	25°
19.	Freddy Fermin (3)	10 - April 11	@ Iowa	Brandon Hughes (L)	4-seam FB	LF	1	▲6	2	0-1	6-9	L, 9-6	398 ft	100.3 mph	33°
20.	CJ Alexander (3)	11 - April 12	@ Iowa	Riley Thompson	Changeup	RF	0	▲2	0	1-0	2-1	W, 10-6	394 ft	104.3 mph	24°
21.	Tyler Gentry (2)	11 - April 12	@ Iowa	Riley Thompson	Slider	LF	0	▲3	2	1-2	3-1	W, 10-6	393 ft	103.3 mph	26°
22.	Tucker Bradley (1)	11 - April 12	@ Iowa	Rowan Wick	4-seam FB	RCF	1	▲6	2	1-1	7-3	W, 10-6	392 ft	98.2 mph	29°
23.	Nick Loftin (3)	11 - April 12	@ Iowa	Anthony Kay (L)	Slider	CF	0	▲8	0	2-1	8-6	W, 10-6	420 ft	104.3 mph	28°
24.	Nick Loftin (4)	12 - April 13	@ Iowa	Nick Neidert	4-seam FB	LF	0	▲4	2	3-2	1-11	L, 14-1	370 ft	100.4 mph	38°
25.	Nick Pratto (1)	15 - April 19	vs. Gwinnett	Beau Burrows	Slider	CF	0	▼2	0	1-2	1-1	L, 6-2	399 ft	100.2 mph	26°
26.	Logan Porter (5)	15 - April 19	vs. Gwinnett	Beau Burrows	Slider	LF	0	▼4	1	1-2	2-3	L, 6-2	350 ft	94.9 mph	50°
27.	CJ Alexander (4)	17 - April 21	vs. Gwinnett	Allan Winans	Changeup	RF	0	▼2	2	0-0	1-1	L, 7-3	395 ft	96.2 mph	37°
28.	Nick Pratto (2)	18 - April 22	vs. Gwinnett	Dylan Dodd (L)	Changeup	RF	1	▼1	2	3-1	2-0	L, 5-2	350 ft	88.4 mph	39°
29.	Nate Eaton (1)	22 - April 27	@ Nashville	Janson Junk	Sweeper	LF	0	▲2	2	2-2	1-0	W, 2-1	403 ft	103.0 mph	32°
30.	Freddy Fermin (4)	24 - April 29	@ Nashville	Robert Stock	4-seam FB	RCF	2	▲1	1	3-1	4-0	L, 6-5 (10)	381 ft	104.3 mph	23°
31.	Tyler Gentry (3)	25 - April 30	@ Nashville	Robert Gasser (L)	4-seam FB	LF	1	▲3	2	1-0	2-1	W, 10-6	391 ft	100.6 mph	33°
32.	Logan Porter (6)	25 - April 30	@ Nashville	Robert Gasser (L)	Slider	LF	0	▲4	0	2-1	3-1	W, 10-6	389 ft	102.3 mph	29°
33.	Freddy Fermin (5)	25 - April 30	@ Nashville	Robert Gasser (L)	Changeup	LF	0	▲5	1	2-0	5-1	W, 10-6	368 ft	94.8 mph	35°
34.	Nick Loftin (5)	28 - May 4	vs. Louisville	Silvino Bracho	Slider	LF	0	▼7	0	0-0	8-11	L, 12-10	365 ft	101.1 mph	19°
35.	Jakson Reetz (2)	29 - May 5	vs. Louisville	Brandon Williamson (L)	4-seam FB	LF	1	▼2	1	0-0	2-1	W, 6-2	346 ft	100.2 mph	27°
36.	Nick Loftin (6)	29 - May 5	vs. Louisville	Brandon Williamson (L)	Slider	CF	0	▼6	0	0-0	3-1	W, 6-2	395 ft	105.6 mph	24°
37.	Angelo Castellano (3)	30 - May 6	vs. Louisville	Ryan Nutof	Curveball	LF	1	▼7	2	2-2	8-8	W, 11-9	376 ft	95.2 mph	29°
38.	Jakson Reetz (3)	31 - May 7	vs. Louisville	Andrew Abbott (L)	Changeup	LF	0	▼4	1	2-0	1-0	L, 4-3	426 ft	104.4 mph	32°
39.	Franmil Reyes (1)	31 - May 7	vs. Louisville	Andrew Abbott (L)	Curveball	LCF	1	▼5	2	3-2	3-0	L, 4-3	389 ft	100.8 mph	29°
40.	Clay Dungan (1)	32 - May 9	@ Scranton/WB	Mitch Spence	4-seam FB	RCF	0	▲3	0	1-0	2-2	L, 14-2	388 ft	104.0 mph	28°
41.	Dairon Blanco (2)	33 - May 10	@ Scranton/WB	Luis Severino	Changeup	LF	0	▲3	0	0-1	1-1	L, 4-3	377 ft	99.6 mph	24°
42.	CJ Alexander (5)	34 - May 11	@ Scranton/WB	Colten Brewer	Slider	CF	0	▲9	0	1-1	3-1	W, 4-3 (11)	422 ft	106.4 mph	23°
43.	CJ Alexander (6)	36 - May 13	@ Scranton/WB	Greg Weissert	Sweeper	RF	0	▲6	1	0-0	4-3	L, 8-6	377 ft	102.7 mph	39°
44.	CJ Alexander (7)	37 - May 14	@ Scranton/WB	Mitch Spence	4-seam FB	RCF	0	▲2	0	3-2	1-1	W, 6-3	416 ft	109.9 mph	24°
45.	Brewer Hicklen (1)	37 - May 14	@ Scranton/WB	D.J. Snelten (L)	Changeup	LF	0	▲9	0	2-1	4-3	W, 6-3	344 ft	109.5 mph	25°
46.	Samad Taylor (3)	37 - May 14	@ Scranton/WB	D.J. Snelten (L)	4-seam FB	RCF	1	▲9	2	3-1	6-3	W, 6-3	346 ft	95.2 mph	29°
47.	Samad Taylor (4)	39 - May 17	vs. Toledo	Zach Logue (L)	4-seam FB	RCF	1	▼1	0	0-1	2-1	W, 16-8	372 ft	100.0 mph	30°
48.	Logan Porter (7)	39 - May 17	vs. Toledo	Zach Logue (L)	4-seam FB	LF	1	▼1	0	0-0	4-1	W, 16-8	401 ft	102.3 mph	38°
49.	Angelo Castellano (4)	39 - May 17	vs. Toledo	Miguel Del Pozo (L)	4-seam FB	LF	1	▼5	2	1-0	10-5	W, 16-8	385 ft	99.2 mph	26°
50.	Brewer Hicklen (2)	40 - May 18	vs. Toledo	Miguel Diaz	Sinker	LCF	2	▼8	0	2-0	9-0	W, 9-0	443 ft	108.4 mph	32°
51.	Drew Waters (1)	43 - May 21	vs. Toledo	Ashton Goudeau	4-seam FB	RCF	0	▼3	0	1-1	1-2	W, 8-4	408 ft	108.7 mph	29°
52.	Drew Waters (2)	43 - May 21	vs. Toledo	Ashton Goudeau	Changeup	LCF	1	▼4	1	2-0	4-3	W, 8-4	366 ft	99.5 mph	32°
53.	Tucker Bradley (2)	43 - May 21	vs. Toledo	Seth Elledge	Sinker	LCF	1	▼6	0	1-1	6-4	W, 8-4	388 ft	100.5 mph	28°
54.	Jakson Reetz (4)	43 - May 21	vs. Toledo	Braden Bristo	Sweeper	LF	0	▼7	0	2-1	8-4	W, 8-4	412 ft	104.1 mph	36°
55.	Dairon Blanco (3)	44 - May 23	@ St. Paul	Simeon Woods Richardson	4-seam FB	CF	0	▲4	1	1-1	4-0	W, 6-1	455 ft	104.5 mph	28°
56.	Nick Loftin (7)	45 - May 24	@ St. Paul	Brent Headrick (L)	Changeup	LF	2	▲3	1	2-2	3-5	L, 6-5	433 ft	103.7 mph	24°
57.	Nick Loftin (8)	46 - May 25	@ St. Paul	Cody Lawersyson	Sweeper	LF	2	▲7	0	1-2	4-4	L, 8-6	357 ft	97.3 mph	22°
58.	Johan Camargo (1)	48 - May 27	@ St. Paul	Randy Dobnak	Changeup	CF	0	▲5	0	1-2	1-3	L, 14-1	426 ft	102.2 mph	26°
59.	Nick Loftin (9)	50 - May 30	vs. Memphis	Jake Woodford	Curveball	LF	1	▼1	2	0-0	2-1	W, 7-6	370 ft	91.0 mph	29°
60.	Tyler Gentry (4)	50 - May 30	vs. Memphis	Connor Thomas (L)	Slider	LCF	1	▼3	0	2-1	4-1	W, 7-6	471 ft	103.6 mph	27°
61.	Johan Camargo (2)	52 - June 1	vs. Memphis	Dakota Hudson	Slider	RCF	1	▼4	2	0-2	2-1	L, 12-6	393 ft	98.2 mph	31°
62.	Brewer Hicklen (3)	52 - June 1	vs. Memphis	Ryan Loutos	Sinker	CF	0	▼7	0	1-0	4-10	L, 12-6	425 ft	105.8 mph	33°
63.	CJ Alexander (8)	52 - June 1	vs. Memphis	Ryan Loutos	Cutter	RCF	1	▼8	0	2-2	5-12	L, 12-6	400 ft	102.8 mph	30°
64.	Nate Eaton (2)	53 - June 2	vs. Memphis	Tommy Parsons	4-seam FB	LF	0	▼1	1	0-0	1-0	W, 10-9 (10)	330 ft	103.3 mph	46°
65.	Johan Camargo (3)	56 - June 6	@ Indianapolis	Yerry De Los Santos	Sinker	RCF	0	▲9	0	3-1	3-2	W, 4-2	399 ft	107.6 mph	22°
66.	CJ Alexander (9)	57 - June 7	@ Indianapolis	Quinn Priester	Curveball	RCF	2	▲2	0	1-2	3-2	W, 9-7	404 ft	101.3 mph	34°
67.	CJ Alexander (10)	58 - June 8	@ Indianapolis	Eli Villalobos	4-seam FB	RCF	1	▲7	2	2-1	14-7	W, 15-7	408 ft	108.5 mph	35°
68.	Brewer Hicklen (4)	59 - June 9	@ Indianapolis	Kent Emanuel (L)	Sinker	RCF	1	▲4	1	1-1	5-1	W, 6-2	410 ft	106.9 mph	26°
69.	Tyler Gentry (5)	60 - June 10	@ Indianapolis	Hunter Stratton	Slider	LF	2	▲5	2	0-2	3-2	W, 9-5	431 ft	106.0 mph	28°
70.	Samad Taylor (5)	61 - June 13	vs. Columbus	Joey Cantillo (L)	4-seam FB	LCF	0	▼6	1	1-1	1-2	W, 6-5	395 ft	102.4 mph	27°
71.	Brewer Hicklen (5)	61 - June 13	vs. Columbus	Michael Kelly	Slider	LF	1	▼8	2	2-1	6-5	W, 6-5	422 ft	108.1 mph	28°
72.	Samad Taylor (6)	62 - June 14	vs. Columbus	Gavin Williams	4-seam FB	CF	0	▼1	0	2-1	1-0	W, 6-1	422 ft	104.5 mph	27°
73.	Johan Camargo (4)	62 - June 14	vs. Columbus	Gavin Williams	4-seam FB	LF	0	▼4	1	0-2	2-1	W, 6-1	324 ft	90.8 mph	34°
74.	Tyler Gentry (6)	62 - June 14	vs. Columbus	Caleb Simpson	4-seam FB	LCF	1	▼7	2	0-1	6-1	W, 6-1	388 ft	101.2 mph	24°
75.	Kyle Isbel (1)	64 - June 16	vs. Columbus	Thomas Ponticelli	Sweeper	CF	0	▼1	1	1-0	1-1	W, 4-1	406 ft	104.3 mph	23°
76.	Nate Eaton (3)	65 - June 17	vs. Columbus	Jhon Romero	4-seam FB	CF	0	▼1	0	0-0	1-0	W, 13-4	412 ft	103.0 mph	33°
77.	Nate Eaton (4)	65 - June 17	vs. Columbus	Caleb Baragar (L)	4-seam FB	LF	0	▼3	0	2-2	2-0	W, 13-4	410 ft	103.8 mph	37°
78.	Jermaine Palacios (1)	66 - June 18	vs. Columbus	Joey Cantillo (L)	Changeup	LCF	1	▼2	2	1-1	2-0	W, 6-4	409 ft	101.9 mph	29°
79.	John Rave (1)	66 - June 18	vs. Columbus	Joey Cantillo (L)	4-seam FB	LCF	2	▼3	2	1-2	6-1	W, 6-4	ITP	96.5 mph	26°
80.	Adeiny Hechavarria (1)	69 - June 22	@ Rochester	Tommy Romero	4-seam FB	LCF	3	▲4	2	3-0	4-2	W, 8-4	411 ft	100.5 mph	29°
81.	Kyle Isbel (2)	70 - June 23	@ Rochester	Joan Adon	4-seam FB	RF	0	▲4	0	3-2	1-0	W, 4-2	375 ft	102.8 mph	32°
82.	John Rave (2)	71 - June 24	@ Rochester	Anthony Banda (L)	Slider	RCF	0	▲4	2	1-1	1-0	L, 3-2	406 ft	101.9 mph	24°

[illegible]

GM #	MARCH	OPPONENT	SCORE	RECORD	STANDINGS	WIN	LOSS	SAVE	TEMP.	1ST PITCH	TIME	ATT.	HOME ATT.	STORM CHASERS				OPPONENT			
														R	H	E	LO	R	H	E	LO
1.	3/31	@ Indianapolis	W, 8-6	1-0	1st +0.5	C. Snider (1-0)	Y. De Los Santos (0-1)	J. Staumont (1)	66°	7:05 PM	2:54	8,095		8	12	0	14	6	11	2	7
GM #	APRIL	OPPONENT	SCORE	RECORD	STANDINGS	WIN	LOSS	SAVE	TEMP.	1ST PITCH	TIME	ATT.	HOME ATT.	STORM CHASERS				OPPONENT			
														R	H	E	LO	R	H	E	LO
2.	4/1	@ Indianapolis	W, 12-1	2-0	1st +1.0	D. Parrish (1-0)	C. Smith (0-1)	-	42°	1:37 PM	2:26	4,012		12	16	0	11	1	5	2	3
3.	4/2	@ Indianapolis	W, 8-3	3-0	1st +1.0	J. Kowar (1-0)	D. Zamora (0-1)	-	49°	1:36 PM	2:53	4,240		8	12	0	9	3	11	2	10
4.	4/4	TOLEDO	L, 9-2	3-1	2nd -0.5	B. White (1-0)	M. Castillo (0-1)	-	55°	6:42 PM	2:27	3,200	3,200	2	6	0	6	9	12	0	5
5.	4/5	TOLEDO	L, 7-6	3-2	2nd -1.0	T. Holton (1-0)	R. Weiss (0-1)	M. Díaz (2)	35°	12:07 PM	2:40	1,405	4,605	6	8	2	6	7	12	1	9
6.	4/6	TOLEDO	L, 8-5	3-3	3rd -2.0	J. Fry (1-0)	J. Kowar (1-1)	M. Del Pozo (1)	45°	12:06 PM	2:48	1,607	6,212	5	7	1	4	8	10	2	9
7.	4/7	TOLEDO	W, 9-4	4-3	2nd -1.0	J. Heasley (1-0)	R. Olson (0-2)	-	70°	6:35 PM	2:35	1,968	8,180	9	12	0	6	4	9	0	11
8.	4/8	TOLEDO	W, 13-8	5-3	2nd -0.5	M. Martinez (1-0)	M. Lorenzen (0-1)	-	71°	2:05 PM	2:49	2,070	10,250	13	12	3	4	8	13	0	12
9.	4/9	TOLEDO	L, 8-2	5-4	2nd -1.5	T. Holton (2-0)	M. Castillo (0-2)	-	73°	2:11 PM	2:57	2,119	12,369	2	6	3	12	8	13	0	11
10.	4/11	@ Iowa	L, 9-6	5-5	5th -2.5	L. 9-6	M. Mayers (0-1)	M. Rodriguez (1)	79°	6:38 PM	2:34	3,557		6	10	0	6	9	7	1	6
11.	4/12	@ Iowa	W, 10-6	6-5	5th -1.5	J. Kowar (2-0)	R. Thompson (0-1)	-	77°	12:09 PM	2:26	4,085		10	12	0	5	6	8	0	4
12.	4/13	@ Iowa	L, 14-1	6-6	6th -2.5	N. Neidert (1-1)	J. Heasley (1-1)	-	81°	6:38 PM	2:18	3,647		1	6	1	4	14	15	0	8
13.	4/14	@ Iowa	W, 11-8	7-6	6th -2.0	C. Snider (2-0)	M. Rodriguez (1-1)	N. Wittgren (1)	79°	3:09 PM	3:16	6,257		11	11	2	10	8	11	3	10
14.	4/15	@ Iowa	PPD/Rain (To be made up April 16)																		
15.	4/16	@ Iowa	Cancelled/Snow																		
16.	4/16	@ Iowa	Cancelled/Snow																		
14.	4/18	GWINNETT	L, 4-1	7-7	5th -3.0	T. Tice (2-0)	J. Kowar (2-2)	Y. Rios (1)	70°	6:39 PM	2:24	1,703	14,072	1	7	1	8	4	6	0	8
15.	4/19	GWINNETT	L, 6-2	7-8	5th -4.0	B. Burrows (1-0)	J. Heasley (1-2)	-	70°	12:05 PM	2:15	6,641	20,713	2	6	0	5	6	10	0	3
16.	4/20	GWINNETT	L, 9-3	7-9	6th -4.5	B. Moran (1-0)	M. Castillo (0-3)	-	56°	6:37 PM	2:47	2,026	22,739	3	3	1	10	9	10	1	5
17.	4/21	GWINNETT	L, 7-3	7-10	7th -6.0	A. Winans (1-2)	E. Sisk (0-1)	-	44°	6:36 PM	3:01	2,041	24,780	3	9	2	9	7	11	0	8
18.	4/22	GWINNETT	L, 5-2	7-11	6th -7.0	D. Dodd (1-1)	A. Núñez (0-1)	Y. Rios (2)	42°	2:06 PM	2:27	3,025	27,805	2	4	1	2	5	10	0	10
19.	4/23	GWINNETT	W, 5-3	8-11	6th -6.0	M. Mayers (1-1)	N. Kingham (0-3)	N. Wittgren (2)	49°	2:06 PM	2:23	2,046	29,851	5	12	3	6	3	8	0	9
20.	4/25	@ Nashville	L, 8-3	8-12	6th -7.0	R. Gasser (1-0)	J. Heasley (1-3)	-	67°	6:39 PM	2:14	4,127		3	5	1	3	8	11	0	6
21.	4/26	@ Nashville	L, 5-0	8-13	7th -8.0	C. Boushley (1-1)	M. Castillo (0-4)	-	68°	6:37 PM	2:27	5,455		0	4	0	5	5	11	1	8
22.	4/27	@ Nashville	W, 2-1	9-13	7th -7.0	A. Cox (1-0)	J. Junk (2-1)	N. Wittgren (3)	61°	7:19 PM	2:28 (4:4)	3,507		2	8	0	7	1	6	1	8
23.	4/28	@ Nashville	L, 4-3	9-14	7th -7.0	J. Bukauskas (1-0)	J. Dye (0-1)	-	69°	6:37 PM	2:26	6,707		3	5	1	3	4	7	1	4
24.	4/29	@ Nashville	L, 6-5 (10)	9-15	8th -8.0	L. Erceg (3-0)	E. Sisk (0-2)	-	70°	6:39 PM	2:58	9,833		5	8	0	6	6	13	1	15
25.	4/30	@ Nashville	W, 10-6	10-15	7th -7.0	A. Núñez (1-1)	J. Bukauskas (1-1)	-	61°	3:39 PM	3:00 (7:03)	9,469		10	11	1	9	6	9	3	9

APRIL Hitting Results: .250/.337/.441 (200-for-799), 49 2B, 2 3B, 33 HR, 124 R, 99 BB, 38 SB // APRIL Pitching Results: 9-15, 5.65 ERA (133 ER in 212.0 IP), 3/7 SV, 238 H, 30 HR, 104 BB, 198 K, 1.61 WHIP, .284 AVG

GM #	MAY	OPPONENT	SCORE	RECORD	STANDINGS	WIN	LOSS	SAVE	TEMP.	1ST PITCH	TIME	ATT.	HOME ATT.	STORM CHASERS				OPPONENT			
														R	H	E	LO	R	H	E	LO
26.	5/2	LOUISVILLE	L, 10-4	10-16	8th -8.0	A. Abbott (1-0)	M. Castillo (0-5)	-	57°	12:06 PM	2:57	2,024	31,875	4	6	0	10	10	14	2	8
27.	5/3	LOUISVILLE	L, 7-4	10-17	10th -9.0	B. Lively (4-0)	M. Martinez (1-1)	-	60°	11:07 AM	2:20	3,364	35,239	4	10	1	5	7	11	0	7
28.	5/4	LOUISVILLE	L, 12-10	10-18	10th -9.0	R. Wynne (1-1)	D. Parrish (1-1)	-	77°	6:36 PM	2:45	3,333	38,572	10	11	1	9	12	13	4	4
29.	5/5	LOUISVILLE	W, 6-2	11-18	10th -8.0	M. Mayers (2-1)	B. Williamson (1-4)	J. Kowar (1)	63°	6:36 PM	2:14	5,735	44,307	6	5	0	3	2	7	1	7
30.	5/6	LOUISVILLE	W, 11-9	12-18	8th -7.5	E. Sisk (1-2)	J. Kuhnel (0-1)	J. Cuas (1)	78°	6:37 PM	2:57	3,872	48,179	11	12	0	8	9	13	1	6
31.	5/7	LOUISVILLE	L, 4-3	12-19	9th -7.0	Z. Brown (1-1)	B. Kriske (0-1)	A. Busenitz (3)	82°	2:07 PM	2:46	2,469	50,648	3	8	0	7	4	6	0	8
32.	5/9	@ Scranton/WB	L, 14-2	12-20	9th -8.0	M. Spence (3-2)	D. Parrish (1-2)	-	68°	6:06 PM	2:20	3,053		2	4	1	2	14	18	1	7
33.	5/10	@ Scranton/WB	L, 4-3	12-21	10th -8.5	A. McGarity (3-0)	D. Coleman (0-1)	-	60°	11:05 AM	2:41	5,829		3	5	0	9	4	4	1	6
34.	5/11	@ Scranton/WB	W, 4-3 (11)	13-21	9th -8.5	A. Núñez (2-1)	D. Snelten (0-2)	-	76°	6:37 PM	3:02	3,691		4	4	0	6	3	8	2	10
35.	5/12	@ Scranton/WB	W, 3-2	14-21	9th -8.5	D. Lynch (1-0)	R. Vásquez (0-5)	N. Wittgren (4)	79°	6:35 PM	2:22	4,142		3	8	0	5	2	4	1	6
36.	5/13	@ Scranton/WB	L, 8-6	14-22	10th -9.0	A. McGarity (4-0)	B. Kriske (0-2)	-	76°	4:05 PM	2:32	5,027		6	14	0	6	8	10	0	5
37.	5/14	@ Scranton/WB	W, 6-3	15-22	9th -8.0	J. Dipoto (1-0)	D. Snelten (0-3)	N. Wittgren (5)	75°	1:06 PM	3:02	3,058		6	7	0	6	3	9	1	11
38.	5/16	TOLEDO	L, 9-2	15-23	10th -8.0	H. Hembree (4-1)	J. Heasley (1-4)	-	77°	6:36 PM	2:45	2,001	52,649	2	9	1	15	9	12	0	6
39.	5/17	TOLEDO	W, 16-8	16-23	10th -7.5	W. Pennington (1-0)	Z. Logue (1-3)	-	83°	6:37 PM	2:54	2,218	54,867	16	18	0	8	8	14	2	3
40.	5/18	TOLEDO	W, 9-0	17-23	10th -6.5	A. Cox (2-0)	B. Haniffee (0-3)	-	78°	6:37 PM	2:31	3,529	58,396	9	14	0	8	0	3	0	6
41.	5/19	TOLEDO	W, 9-1	18-23	10th -6.0	A. Núñez (3-1)	A. Bergner (1-1)	-	66°	6:36 PM	2:41	5,058	63,454	9	12	1	9	1	6	1	8
42.	5/20	TOLEDO	L, 4-1	18-24	10th -7.5	R. Olson (2-3)	J. McArthur (0-1)	M. Díaz (7)	75°	6:38 PM	2:47	6,882	70,336	1	2	0	8	4	5	1	8
43.	5/21	TOLEDO	W, 8-4	19-24	10th -6.5	N. Wittgren (1-0)	S. Elledge (0-1)	-	81°	5:07 PM	2:50	3,995	74,331	8	12	0	9	4	15	2	11
44.	5/23	@ St. Paul	W, 6-1	20-24	10th -6.5	D. Lynch (2-0)	S. Woods Richardson (0-5)	-	76°	11:09 AM	2:24	7,436		6	10	0	10	1	6	0	7
45.	5/24	@ St. Paul	L, 6-5	20-25	10th -6.5	O. Ortega (2-0)	B. Kriske (0-3)	-	68°	7:08 PM	3:00	4,222		5	11	1	12	6	9	2	9
46.	5/25	@ St. Paul	L, 8-6	20-26	10th -7.5	R. Henriquez (1-0)	A. Núñez (3-2)	P. Murphy (2)	74°	7:09 PM	2:50	7,218		6	10	3	12	8	10	2	6
47.	5/26	@ St. Paul	W, 6-4	21-26	9th -6.5	D. Parrish (2-0)	C. Sadzeck (1-3)	D. Coleman (1)	77°	7:08 PM	2:59	6,080		6	8	1	8	4	8	1	9
48.	5/27	@ St. Paul	L, 14-1	21-27	9th -7.5	R. Dobnak (2-1)	J. Heasley (1-5)	-	80°	7:10 PM	2:51	6,386		1	6	3	8	14	16	1	10
49.	5/28	@ St. Paul	L, 10-6	21-28	10th -8.5	J. Winder (3-1)	J. Kowar (2-3)	-	82°	5:12 PM	2:28	8,640		6	11	2	4	10	9	1	2
50.	5/30	MEMPHIS	W, 7-6	22-28	9th -8.0	A. Veneziano (1-0)	J. Woodford (0-1)	B. Kriske (1)	82°	7:06 PM	2:32	2,352	76,683	7	12	0	6	6	6	3	8
51.	5/31	MEMPHIS	L, 9-4	22-29	10th -8.5	M. McGreevy (4-0)	A. Cox (2-1)	-	84°	7:06 PM	2:37	5,049	81,732	4	9	2	8	9	11	2	8

MAY Hitting Results: .269/.366/.436 (238-for-885), 53 2B, 7 3B, 227 HR, 148 R, 120 BB, 58 SB // MAY Pitching Results: 12-14, 5.61 ERA (162 ER in 229.1 IP), 6/12 SV, 247 H, 46 HR, 126 BB, 235 K, 1.63 WHIP, .278 AVG

														STORM CHASERS				OPPONENT						
GM #	JUNE	OPPONENT	SCORE	RECORD	STANDINGS		WIN		LOSS		SAVE	TEMP.	1ST PITCH	TIME	ATT.	HOME ATT.	R	H	E	LO	R	H	E	LO
52.	6/1	MEMPHIS	L, 12-6	22-30	10th	-9.0	D. Hudson (2-3)		C. Snider (2-1)		-	70°	7:07 PM	3:12	3,685	85,417	6	9	1	8	12	11	0	9
53.	6/2	MEMPHIS	W, 10-9 (10)	23-30	10th	-8.5	J. Dipoto (2-0)		J. Walsh (2-1)		-	76°	7:07 PM	3:23	5,206	90,623	10	13	2	8	9	12	3	10
54.	6/3	MEMPHIS	L, 4-2	23-31	10th	-8.5	Z. Thompson (1-1)		M. Castillo (0-6)		G. Zúñiga (5)	88°	7:06 PM	2:36	6,392	97,015	2	6	2	8	4	6	1	4
55.	6/4	MEMPHIS	L, 6-5	23-32	10th	-9.0	J. Romero (1-1)		J. Dipoto (2-1)		-	82°	5:07 PM	3:00	5,577	102,772	5	12	1	11	6	9	1	9
56.	6/6	@ Indianapolis	W, 4-2	24-32	9th	-9.0	C. Snider (3-1)		Y. De Los Santos (0-5)		B. Kriske (2)	84°	7:06 PM	2:31	6,569		4	8	1	5	2	7	0	11
57.	6/7	@ Indianapolis	W, 9-7	25-32	9th	-9.0	E. Sisk (2-2)		C. Bolton (1-2)		-	72°	1:35 PM	2:56	6,925		9	10	0	10	7	10	0	5
58.	6/8	@ Indianapolis	W, 15-7	26-32	9th	-8.5	D. Parrish (3-2)		O. Bido (3-4)		-	77°	7:06 PM	3:17	6,792		15	12	0	8	7	11	0	10
59.	6/9	@ Indianapolis	W, 6-2	27-32	9th	-7.5	M. Castillo (1-6)		K. Emanuel (4-2)		-	81°	7:08 PM	2:23	9,454		6	13	2	7	2	8	0	9
60.	6/10	@ Indianapolis	W, 9-5	28-32	8th	-6.5	A. Veneziano (2-0)		H. Stratton (0-3)		B. Kriske (3)	84°	7:06 PM	3:10	8,562		9	12	1	13	5	8	0	12
61.	6/11	@ Indianapolis	Cancelled/Rain																					
61.	6/13	COLUMBUS	W, 6-5	29-32	7th	-7.0	C. Snider (4-1)		M. Kelly (1-1)		B. Kriske (4)	83°	7:06 PM	2:36	2,332	105,104	6	7	0	4	5	9	0	11
62.	6/14	COLUMBUS	W, 6-1	30-32	6th	-7.0	A. Marsh (1-0)		G. Williams (3-2)		-	82°	12:07 PM	2:25	4,066	109,170	6	5	0	5	1	4	1	10
63.	6/15	COLUMBUS	W, 4-2	31-32	6th	-6.0	M. Castillo (2-6)		H. Gaddis (1-4)		-	87°	7:08 PM	2:22	4,616	113,786	4	6	1	6	2	5	0	4
64.	6/16	COLUMBUS	W, 4-1	32-32	6th	-6.0	A. Veneziano (3-0)		T. Ponticelli (2-4)		-	81°	7:08 PM	2:17	4,949	118,735	4	10	1	5	1	6	1	6
65.	6/17	COLUMBUS	W, 13-4	33-32	6th	-5.0	D. Parrish (4-2)		J. Romero (2-3)		-	79°	7:10 PM	2:50	3,826	122,561	13	15	0	10	4	11	0	10
66.	6/18	COLUMBUS	W, 6-4	34-32	6th	-5.0	J. Heasley (2-5)		J. Cantillo (1-1)		C. Snider (1)	81°	2:06 PM	2:24	5,041	127,602	6	13	0	7	4	6	0	6
67.	6/20	@ Rochester	L, 5-4	34-33	6th	-6.0	J. Ferrer (4-3)		D. Coleman (0-2)		G. Moreno (2)	79°	6:46 PM	2:54	5,174		4	7	1	8	5	7	2	7
68.	6/21	@ Rochester	W, 7-3	35-33	6th	-5.0	W. Pennington (2-0)		A. Willingham (2-1)		-	81°	1:06 PM	2:41	4,854		7	10	1	7	3	7	0	6
69.	6/22	@ Rochester	W, 8-4	36-33	6th	-4.5	J. Bowlan (1-0)		O. Javier (0-1)		-	75°	6:46 PM	2:51	6,051		8	11	0	6	4	8	1	9
70.	6/23	@ Rochester	W, 4-2	37-33	5th	-4.5	A. Veneziano (4-0)		J. Adon (2-5)		C. Snider (2)	73°	6:46 PM	2:23	6,218		4	7	1	6	2	5	1	9
71.	6/24	@ Rochester	L, 3-2	37-34	1-5	-5.5	A. Machado (1-0)		C. Chamberlain (0-1)		-	75°	6:36 PM	2:36	5,650		2	5	1	8	3	9	0	11
72.	6/25	@ Rochester	W, 7-3	38-34	5th	-4.5	A. Marsh (2-0)		W. Peralta (2-5)		-	83°	1:06 PM	2:49	5,041		7	9	0	8	3	10	1	12

GM #	JUNE	OPPONENT	SCORE	RECORD	STANDINGS	WIN	LOSS	SAVE	TEMP.	1ST PITCH	TIME	ATT.	HOME ATT.	STORM CHASERS				OPPONENT			
														R	H	E	LO	R	H	E	LO
73.	6/28	IOWA	L, 9-2	0 - 1, 38 - 35	15th -1.0	C. Kilian (5-1)	B. Haniffee (0-3)	-	83°	12:07 PM	2:33	3,776	131,378	2	5	1	5	9	7	0	8
74.	6/29	IOWA																			
75.	6/30	IOWA																			

JUNE Hitting Results: TBD // JUNE Pitching Results: TBD

GM #	JULY	OPPONENT	SCORE	RECORD	STANDINGS	WIN	LOSS	SAVE	TEMP.	1ST PITCH	TIME	ATT.	HOME ATT.	STORM CHASERS				OPPONENT			
														R	H	E	LO	R	H	E	LO
76.	7/1	IOWA																			
77.	7/2	IOWA																			
78.	7/3	IOWA																			
79.	7/4	@ Gwinnett																			
80.	7/5	@ Gwinnett																			
81.	7/6	@ Gwinnett																			
82.	7/7	@ Gwinnett																			
83.	7/8	@ Gwinnett																			
84.	7/9	@ Gwinnett																			
85.	7/14	INDIANAPOLIS																			
86.	7/15	INDIANAPOLIS																			
87.	7/16	INDIANAPOLIS																			
88.	7/18	ST. PAUL																			
89.	7/19	ST. PAUL																			
90.	7/20	ST. PAUL																			
91.	7/21	ST. PAUL																			
92.	7/22	ST. PAUL																			
93.	7/23	ST. PAUL																			
94.	7/25	@ Columbus																			
95.	7/26	@ Columbus																			
96.	7/27	@ Columbus																			
97.	7/28	@ Columbus																			
98.	7/29	@ Columbus																			
99.	7/30	@ Columbus																			

JULY Hitting Results: TBD // JULY Pitching Results: TBD

GM #	AUGUST	OPPONENT	SCORE	RECORD	STANDINGS	WIN	LOSS	SAVE	TEMP.	1ST PITCH	TIME	ATT.	HOME ATT.	STORM CHASERS				OPPONENT			
														R	H	E	LO	R	H	E	LO
100.	8/1	@ Louisville																			
101.	8/2	@ Louisville																			
102.	8/3	@ Louisville																			
103.	8/4	@ Louisville																			
104.	8/5	@ Louisville																			
105.	8/6	@ Louisville																			
106.	8/8	IOWA																			
107.	8/9	IOWA																			
108.	8/10	IOWA																			
109.	8/11	IOWA																			
110.	8/12	IOWA																			
111.	8/13	IOWA																			
112.	8/15	@ Toledo																			
113.	8/16	@ Toledo																			
114.	8/17	@ Toledo																			
115.	8/18	@ Toledo																			
116.	8/19	@ Toledo																			
117.	8/20	@ Toledo																			
118.	8/22	ST. PAUL																			
119.	8/23	ST. PAUL																			
120.	8/24	ST. PAUL																			
121.	8/25	ST. PAUL																			
122.	8/26	ST. PAUL																			
123.	8/27	ST. PAUL																			
124.	8/29	LOUISVILLE																			
125.	8/30	LOUISVILLE																			
126.	8/31	LOUISVILLE																			

AUGUST Hitting Results: TBD // AUGUST Pitching Results: TBD

GM #	SEPTEMBER	OPPONENT	SCORE	RECORD	STANDINGS	WIN	LOSS	SAVE	TEMP.	1ST PITCH	TIME	ATT.	HOME ATT.	STORM CHASERS				OPPONENT			
														R	H	E	LO	R	H	E	LO
127.	9/1	LOUISVILLE																			
128.	9/2	LOUISVILLE																			
129.	9/3	LOUISVILLE																			
130.	9/5	@ Iowa																			
131.	9/6	@ Iowa																			
132.	9/7	@ Iowa																			
133.	9/8	@ Iowa																			
134.	9/9	@ Iowa																			
135.	9/10	@ Iowa																			
136.	9/12	INDIANAPOLIS																			
137.	9/13	INDIANAPOLIS																			
138.	9/14	INDIANAPOLIS																			
139.	9/15	INDIANAPOLIS																			
140.	9/16	INDIANAPOLIS																			
141.	9/17	INDIANAPOLIS																			
142.	9/19	@ Columbus																			
143.	9/20	@ Columbus																			
144.	9/21	@ Columbus																			
145.	9/22	@ Columbus																			
146.	9/23	@ Columbus																			
147.	9/24	@ Columbus																			

SEPTEMBER Hitting Results: TBD // SEPTEMBER Pitching Results: TBD

2ND HALF Hitting Results: TBD // 2ND HALF Pitching Results: TBD

LF

Tucker Bradley, 33 (18-15)
Dairon Blanco, 11 (6-5)
Samad Taylor, 9 (6-3)
Brewer Hicklen, 8 (2-6)
John Rave, 6 (4-2)
Nick Pratto, 3 (1-2)
Franmil Reyes, 1 (1-0)
Tyler Gentry, 1 (0-1)

CF

Dairon Blanco, 26 (13-13)
Drew Waters, 12 (7-5)
Samad Taylor, 11 (2-9)
Kyle Isbel, 8 (6-2)
Nate Eaton, 7 (4-3)
John Rave, 4 (3-1)
Brewer Hicklen, 4 (2-2)

RF

Tyler Gentry, 61 (31-30)
Dairon Blanco, 4 (4-0)
Nate Eaton, 4 (2-2)
CJ Alexander, 4 (1-3)

SS

Angelo Castellano, 36 (15-22)
Maikel Garcia, 14 (8-6)
Adeiny Hechavarria, 9 (6-3)
Clay Dungan, 9 (5-4)
Jermaine Palacios, 2 (2-0)
Johan Camargo, 1 (1-0)
Nicky Lopez, 1 (1-0)

2B

Samad Taylor, 38 (21-17)
Clay Dungan, 12 (10-2)
Nick Loftin, 9 (1-8)
Angelo Castellano, 5 (2-3)
Nate Eaton, 5 (2-3)
Johan Camargo, 3 (2-1)
Nicky Lopez, 1 (0-1)

3B

Nick Loftin, 32 (18-14)
Maikel Garcia, 10 (2-8)
Johan Camargo, 8 (5-3)
Jermaine Palacios, 6 (5-1)
Clay Dungan, 5 (3-2)
Nate Eaton, 5 (2-3)
Angelo Castellano, 4 (3-1)
Samad Taylor, 2 (0-2)
Nicky Lopez, 1 (0-1)

SP

Jonathan Heasley, 13 (7-6)
Drew Parrish, 12 (7-5)
Max Castillo, 10 (3-7)
Austin Cox, 8 (4-4)
Mike Mayers, 8 (3-5)
Anthony Veneziano, 6 (4-2)
Daniel Lynch, 4 (3-1)
Daniel Mengden, 3 (3-0)
Alec Marsh, 3 (2-1)
Jonathan Bowlan, 1 (1-0)
James McArthur, 1 (1-0)
Jackson Kowar, 1 (0-1)
Marcelo Martinez, 1 (0-1)
Ryan Yarbrough, 1 (0-1)
Angel Zerpa, 1 (0-1)

1B

CJ Alexander, 26 (13-13)
Logan Porter, 19 (12-7)
Nick Pratto, 16 (6-10)
Angelo Castellano, 4 (3-1)
Greyson Jenista, 3 (1-2)
Matt Beaty, 2 (2-0)
Johan Camargo, 2 (1-1)
Paxton Wallace, 1 (1-0)

DH

Brewer Hicklen, 25 (17-8)
CJ Alexander, 10 (6-4)
Dairon Blanco, 7 (4-3)
Tucker Bradley, 5 (4-1)
Tyler Gentry, 5 (2-3)
Logan Porter, 4 (1-3)
Jackson Reetz, 3 (1-2)
Franmil Reyes, 3 (1-2)
Nick Loftin, 3 (0-3)
Johan Camargo, 2 (0-2)
Freddy Fermin, 2 (0-2)
Matt Beaty, 1 (1-0)
Kyle Isbel, 1 (1-0)
Nate Eaton, 1 (0-1)
Samad Taylor, 1 (0-1)

C

Logan Porter, 34 (17-17)
Jackson Reetz, 23 (12-11)
Freddy Fermin, 12 (6-6)
José Briceño, 4 (3-1)

1	2	3	4	5	6	7	8	9
Samad Taylor, 42 (17-25) Drew Waters, 12 (7-5) Dairon Blanco, 9 (7-2) Brewer Hicklen, 6 (4-2) Nate Eaton, 3 (2-1) John Rave, 1 (1-0)	Maikel Garcia, 24 (10-14) Samad Taylor, 16 (11-5) Nick Pratto, 4 (3-1) Nate Eaton, 9 (3-6) Nick Loftin, 7 (3-4) John Rave, 3 (2-1) Nicky Lopez, 3 (1-2) Clay Dungan, 1 (1-0) CJ Alexander, 1 (0-1)	Tyler Gentry, 57 (28-29) Nick Loftin, 5 (3-2) Nick Pratto, 4 (3-1) Samad Taylor, 3 (1-2) Logan Porter, 2 (1-1) Matt Beaty, 1 (1-0) Nate Eaton, 1 (0-1)	Logan Porter, 24 (12-12) Nick Pratto, 14 (5-9) Tyler Gentry, 9 (5-4) Johan Camargo, 8 (6-2) CJ Alexander, 7 (4-3) Franmil Reyes, 4 (2-2) Nick Loftin, 3 (1-2) Nate Eaton, 2 (1-1) Matt Beaty, 1 (1-0) Freddy Fermin, 1 (1-0)	Nick Loftin, 25 (9-16) Logan Porter, 11 (8-3) CJ Alexander, 9 (7-2) Nate Eaton, 6 (3-3) Brewer Hicklen, 4 (3-1) John Rave, 4 (2-2) Johan Camargo, 4 (1-3) Clay Dungan, 3 (3-0) Jackson Reetz, 2 (2-0) Dairon Blanco, 1 (0-1) Tucker Bradley, 1 (0-1) Freddy Fermin, 1 (0-1) Greyson Jenista, 1 (0-1) Nick Pratto, 1 (0-1)	Logan Porter, 16 (6-10) CJ Alexander, 15 (6-9) Brewer Hicklen, 10 (6-4) Jackson Reetz, 8 (3-5) Dairon Blanco, 4 (2-2) Nick Loftin, 4 (2-2) Jermaine Palacios, 3 (3-0) Freddy Fermin, 2 (2-0) Adeiny Hechavarria, 2 (1-1) Matt Beaty, 1 (1-0) Tucker Bradley, 1 (1-0) José Briceño, 1 (1-0) Clay Dungan, 1 (1-0) Nate Eaton, 1 (1-0) Greyson Jenista, 1 (1-0) John Rave, 1 (1-0) Johan Camargo, 1 (0-1) Tyler Gentry, 1 (0-1)	Dairon Blanco, 17 (9-8) Jackson Reetz, 11 (6-5) Brewer Hicklen, 10 (4-6) Freddy Fermin, 10 (3-7) Adeiny Hechavarria, 5 (4-1) CJ Alexander, 5 (3-2) Clay Dungan, 4 (3-1) Logan Porter, 4 (2-2) Jermaine Palacios, 3 (2-1) Tucker Bradley, 1 (1-0) Nate Eaton, 1 (1-0) Greyson Jenista, 1 (0-1) Johan Camargo, 1 (0-1)	Dairon Blanco, 15 (7-8) Clay Dungan, 13 (8-5) Tucker Bradley, 12 (6-6) Angelo Castellano, 8 (4-4) Brewer Hicklen, 7 (3-4) Jackson Reetz, 5 (2-3) José Briceño, 3 (2-1) CJ Alexander, 3 (0-3) Jermaine Palacios, 2 (2-0) Adeiny Hechavarria, 2 (1-1) Johan Camargo, 1 (1-0) John Rave, 1 (1-0) Paxton Wallace, 1 (1-0)	Angelo Castellano, 43 (19-24) Tucker Bradley, 23 (14-9) Clay Dungan, 4 (2-2) Dairon Blanco, 2 (2-0) Brewer Hicklen, 1 (1-0)

PLAYER	GS	POSITION										BATTING ORDER								
		C	1B	2B	3B	SS	LF	CF	RF	OF	DH	1ST	2ND	3RD	4TH	5TH	6TH	7TH	8TH	9TH
Tyler Gentry	67					1			61	62	5			57	9		1			
Samad Taylor	61			38	2		9	11		20	1	42	16	3						
Logan Porter	58	34	20								4			2	25	11	16	4		
Angelo Castellano	51		4	5	5	37													8	43
Dairon Blanco	48						11	26	4	41	7	9				1	4	17	15	2
Nick Loftin	44			9	32						3		7	5	3	25	4			
CJ Alexander	40		26						4	4	10		1		7	9	15	5	3	
Brewer Hicklen	38					9	4			13	25	6				4	10	10	7	1
Tucker Bradley	38					33				33	5					1	1	1	12	23
Jakson Reetz	26	23									3					2	8	11	5	
Clay Dungan	26			12	5	9							1			3	1	4	13	4
Maikel Garcia	24				10	14							24							
Nate Eaton	23			5	5			8	4	12	1	3	9	1	2	6	1	1		
Nick Pratto	18		15			3				3				4	13	1				
Johan Camargo	15		2	3	7	1					2				8	4	1	1	1	
Freddy Fermin	14	12									2				1	1	2	10		
Drew Waters	12							12		12		12								
John Rave	10					6	4			10		1	3			4	1		1	
Kyle Isbel	9							8		8	1		9							
Adeiny Hechavarria	9					9										2	5	2		
Jermaine Palacios	8				6	2											3	3	2	
Franmil Reyes	4					1				1	3				4					
José Briceño	4	4															1		3	
Nicky Lopez	3			1	1	1							3							
Greyson Jenista	3		3													1	1	1		
Matt Beaty	3		2								1			1	1		1			
Paxton Wallace	1		1																1	

OF LINEUP COMBOS

73 Games
72 Unique Lineup Combinations Used

MOST USED LINEUP (2x)

PLAYER	Pos.
1. Samad Taylor	2B
2. Maikel Garcia	SS
3. Nick Pratto	1B
4. Tyler Gentry	RF
5. Nick Loftin	3B
6. CJ Alexander	DH
7. Freddy Fermin	C
8. Dairon Blanco	CF
9. Tucker Bradley	LF

STORM CHASERS POSITION PRODUCTION

	AVG	AB	H	TB	2B	3B	HR	RBI	BB	SO	OBP	SLG	OPS	SAC	SF	HBP	GIDP
C	.281	263	74	118	17	0	9	35	40	76	.384	.449	.833	0	2	5	6
1B	.227	286	65	127	13	2	15	47	28	83	.297	.444	.741	0	4	2	7
2B	.262	279	73	113	12	2	8	42	41	61	.361	.405	.766	1	5	5	7
3B	.292	274	80	132	19	0	11	54	42	49	.382	.482	.864	1	5	1	12
SS	.235	255	60	91	13	0	6	43	39	62	.333	.357	.690	0	3	0	4
LF	.283	247	70	112	17	2	7	43	43	69	.395	.453	.848	2	5	6	10
CF	.317	281	89	143	22	4	8	35	37	61	.412	.509	.921	2	2	10	13
RF	.237	287	68	112	18	1	8	43	37	80	.336	.390	.726	1	4	8	6
DH	.273	275	75	126	19	1	10	44	35	81	.362	.458	.820	2	1	4	6

STORM CHASERS BATTING ORDER PRODUCTION

	AVG	AB	H	TB	2B	3B	HR	RBI	BB	SO	OBP	SLG	OPS	SAC	SF	HBP	GIDP
1st	.311	305	95	151	19	5	9	45	36	68	.389	.495	.884	1	5	6	9
2nd	.267	285	76	122	23	1	7	50	49	66	.372	.428	.800	1	5	2	9
3rd	.253	281	71	112	16	2	7	53	45	74	.368	.399	.767	1	5	9	8
4th	.247	292	72	126	13	1	13	41	30	76	.318	.432	.750	0	5	3	8
5th	.267	288	77	130	14	0	13	48	26	67	.333	.451	.784	1	3	4	10
6th	.300	273	82	149	23	1	14	39	30	76	.373	.546	.919	0	2	3	6
7th	.217	253	55	96	15	1	8	41	38	72	.331	.379	.710	2	2	6	9
8th	.260	231	60	86	11	0	5	26	53	67	.412	.372	.784	1	2	8	3
9th	.269	249	67	104	17	1	6	45	35	61	.357	.418	.775	2	2	0	9

OUTFIELD ASSIST LOG (19)

#	OUTFIELDER	Pos.	GAME	INNING	BASE	PITCHER	BATTER	RUNNER OUT	PLAY
1.	Tucker Bradley	LF	4/4 vs. Toledo	▲ 6	3rd	Brooks Kriske	Akil Baddoo	Akil Baddoo	Baddoo 3-RBI double, out at 3rd (7-6-5)
2.	Tyler Gentry	RF	4/14 @ Iowa	▼ 5	Home	Andrés Núñez	Matt Mervis	Christopher Morel	Mervis double, Morel out at home (9-4-2)
3.	Dairon Blanco	CF	4/19 vs. Gwinnett	▲ 3	2nd	Jonathan Heasley	Hendrik Clementina	Hendrik Clementina	Clementina RBI single, out at 2nd (8-4)
4.	Samad Taylor	CF	4/26 @ Nashville	▼ 5	2nd	Max Castillo	Andruw Monasterio	Andruw Monasterio	Monasterio single, out at 2nd (8-5-3-5)
5.	Nate Eaton	CF	4/27 @ Nashville	▼ 1	Home	Austin Cox	Keston Hiura	Andruw Monasterio	Hiura single, Monasterio out at home (8-2)
6.	Dairon Blanco	LF	4/28 @ Nashville	▼ 8	2nd	Jackson Kowar	Keston Hiura	Keston Hiura	Hiura 2-RBI single, out at 2nd (7-2-4)
7.	Brewer Hicklen	LF	5/2 vs. Louisville	▲ 5	2nd	Max Castillo	Matt McLain	Matt McLain	McLain 2-RBI single, out at 2nd (7-5-4-3-5)
8.	Dairon Blanco	CF	5/5 vs. Louisville	▲ 4	Home	Mike Mayers	Nick Martini	Will Benson	Martini flies out to CF, Benson out at home (8-2)
9.	Franmil Reyes	RF	5/6 vs. Louisville	▲ 6	2nd	Collin Snider	Matt McLain	Matt McLain	McLain RBI double, out at 2nd (7-6-4-5)
10.	Tyler Gentry	RF	5/11 @ Scranton/WB	▼ 9	Home	Nick Wittgren	Billy McKinney	Michael Hermosillo	McKinney RBI single, Hermosillo out at home (9-5-2)
11.	Drew Waters	CF	5/20 vs. Toledo	▲ 6	3rd	Walter Pennington	Parker Meadows	Jermaine Palacios	Meadows sacrifice fly DP, Palacios out at 3rd (8-6)
12.	Tucker Bradley	LF	5/25 @ St. Paul	▼ 5	2nd	Jackson Kowar	Chris Williams	Chris Williams	Williams RBI single, out at 2nd (7-5-3-4-3)
13.	Dairon Blanco	RF	5/26 @ St. Paul	▼ 3	2nd	Drew Parrish	Andrew Stevenson	Tony Wolters	Stevenson flies into a double play, Wolters out at 2nd (9-6)
14.	Tyler Gentry	RF	5/27 @ St. Paul	▼ 1	3rd	Jonathan Heasley	Jose Miranda	Andrew Stevenson	Miranda flies into a double play, Stevenson out at 3rd (9-1-5)
15.	Tyler Gentry	RF	5/28 @ St. Paul	▼ 3	Home	Max Castillo	Jose Miranda	Alex De Goti	Miranda lines into a double play, De Goti out at 3rd (9-2)
16.	Brewer Hicklen	LF	5/28 @ St. Paul	▼ 7	Home	Jackson Kowar	Jose Miranda	Andrew Stevenson	Miranda RBI single, Stevenson scores, Reetz Error (7-2)
17.	Nate Eaton	RF	6/4 vs. Memphis	▲ 9	2nd	Jonah Dipoto	Juniel Querecuto	Juniel Querecuto	Querecuto RBI single, out at 2nd (9-6)
18.	Brewer Hicklen	CF	6/8 @ Indianapolis	▼ 5	2nd	Drew Parrish	Henry Davis	Henry Davis	Davis single, out at 2nd (8-4)
19.	John Rave	LF	6/20 @ Rochester	▼ 1	2nd	Alec Marsh	Nomar Mazara	Nomar Mazara	Mazara RBI single, out at 2nd (7-2-4)

BY PLAYER

	LF	1
DAIRON BLANCO (4)	CF	2
	RF	1
TYLER GENTRY (4)	RF	4
BREWER HICKLEN (3)	LF	2
	CF	1
TUCKER BRADLEY (2)	LF	2
NATE EATON (2)	CF	1
	RF	1
JOHN RAVE (1)	LF	1
FRANMIL REYES (1)	LF	1
SAMAD TAYLOR (1)	CF	1
DREW WATERS (1)	CF	1

	OPPONENT	RESULT	SP	C	1B	2B	3B	SS	LF	CF	RF	DH
3/31	@ Indianapolis	W, 8-6	Mike Mayers	Freddy Fermin	Nick Pratto	Samad Taylor	Nick Loftin	Maikel Garcia	Tucker Bradley	Dairon Blanco	Tyler Gentry	CJ Alexander
4/1	@ Indianapolis	W, 12-1	Austin Cox	Logan Porter	Nick Pratto	Angelo Castellano	Nick Loftin	Maikel Garcia	Tucker Bradley	Samad Taylor	Tyler Gentry	CJ Alexander
4/2	@ Indianapolis	W, 8-3	Jonathan Heasley	Freddy Fermin	Nick Pratto	Samad Taylor	Nick Loftin	Maikel Garcia	Tucker Bradley	Dairon Blanco	Tyler Gentry	CJ Alexander
4/4	TOLEDO	L, 9-2	Max Castillo	Freddy Fermin	Nick Pratto	Samad Taylor	Nick Loftin	Maikel Garcia	Tucker Bradley	Dairon Blanco	Tyler Gentry	CJ Alexander
4/5	TOLEDO	L, 7-6	Mike Mayers	Jakson Reetz	Logan Porter	Angelo Castellano	Nick Loftin	Maikel Garcia	Dairon Blanco	Samad Taylor	Tyler Gentry	Freddy Fermin
4/6	TOLEDO	L, 8-5	Jackson Kowar	Freddy Fermin	CJ Alexander	Samad Taylor	Nick Loftin	Maikel Garcia	Tucker Bradley	Dairon Blanco	Tyler Gentry	Logan Porter
4/7	TOLEDO	W, 9-4	Jonathan Heasley	Logan Porter	Nick Pratto	Samad Taylor	Angelo Castellano	Maikel Garcia	Tucker Bradley	Dairon Blanco	Tyler Gentry	CJ Alexander
4/8	TOLEDO	W, 13-8	Drew Parrish	Freddy Fermin	Nick Pratto	Samad Taylor	Nick Loftin	Angelo Castellano	Tucker Bradley	Dairon Blanco	Tyler Gentry	CJ Alexander
4/9	TOLEDO	L, 8-2	Max Castillo	Logan Porter	Nick Pratto	Samad Taylor	Angelo Castellano	Maikel Garcia	Tyler Gentry	Dairon Blanco	CJ Alexander	Jakson Reetz
4/11	@ Iowa	L, 9-6	Mike Mayers	Freddy Fermin	Nick Pratto	Samad Taylor	Nick Loftin	Maikel Garcia	Tucker Bradley	Dairon Blanco	Tyler Gentry	Logan Porter
4/12	@ Iowa	W, 10-6	Austin Cox	Logan Porter	Nick Pratto	Samad Taylor	Nick Loftin	Maikel Garcia	Tucker Bradley	Dairon Blanco	Tyler Gentry	CJ Alexander
4/13	@ Iowa	L, 5-0	Jonathan Heasley	Freddy Fermin	Nick Pratto	Samad Taylor	Nick Loftin	Maikel Garcia	Tucker Bradley	Samad Taylor	Tyler Gentry	Logan Porter
4/14	@ Iowa	W, 11-8	Drew Parrish	Freddy Fermin	CJ Alexander	Angelo Castellano	Nick Loftin	Maikel Garcia	Dairon Blanco	Samad Taylor	Tyler Gentry	Logan Porter
4/18	WINNETT	L, 4-1	Mike Mayers	Freddy Fermin	Logan Porter	Nick Loftin	Maikel Garcia	Angelo Castellano	Nick Pratto	Samad Taylor	CJ Alexander	Tyler Gentry
4/19	WINNETT	L, 6-2	Jonathan Heasley	Logan Porter	Nick Pratto	Samad Taylor	Nick Loftin	Angelo Castellano	Tucker Bradley	Dairon Blanco	Tyler Gentry	Jakson Reetz
4/20	WINNETT	W, 10-6	Max Castillo	Freddy Fermin	Nick Pratto	Samad Taylor	Nick Loftin	Angelo Castellano	Tucker Bradley	Dairon Blanco	Tyler Gentry	Logan Porter
4/21	WINNETT	L, 2-3	Austin Cox	Jakson Reetz	Nick Pratto	Nick Loftin	Maikel Garcia	Angelo Castellano	Tucker Bradley	Samad Taylor	Tyler Gentry	CJ Alexander
4/22	WINNETT	L, 5-2	Drew Parrish	Logan Porter	CJ Alexander	Samad Taylor	Maikel Garcia	Angelo Castellano	Nick Pratto	Dairon Blanco	Tyler Gentry	Nick Loftin
4/23	WINNETT	W, 5-3	Mike Mayers	Jakson Reetz	Nick Pratto	Nick Loftin	Maikel Garcia	Angelo Castellano	Tucker Bradley	Dairon Blanco	Tyler Gentry	CJ Alexander
4/25	@ Nashville	L, 8-5	Jonathan Heasley	Logan Porter	Nick Pratto	Nick Loftin	Maikel Garcia	Angelo Castellano	Tucker Bradley	Samad Taylor	Tyler Gentry	Dairon Blanco
4/26	@ Nashville	L, 14-6	Max Castillo	Logan Porter	Nick Pratto	Nick Loftin	Maikel Garcia	Angelo Castellano	Brewer Hicklen	Samad Taylor	Tyler Gentry	CJ Alexander
4/27	@ Nashville	W, 2-1	Austin Cox	Jakson Reetz	CJ Alexander	Samad Taylor	Nick Loftin	Maikel Garcia	Nick Pratto	Nate Eaton	Dairon Blanco	Tyler Gentry
4/28	@ Nashville	L, 4-3	Drew Parrish	Logan Porter	CJ Alexander	Samad Taylor	Maikel Garcia	Angelo Castellano	Dairon Blanco	Nate Eaton	Tyler Gentry	Brewer Hicklen
4/29	@ Nashville	L, 6-5 (10)	Mike Mayers	Jakson Reetz	CJ Alexander	Nick Loftin	Maikel Garcia	Angelo Castellano	Tucker Bradley	Samad Taylor	Nate Eaton	Freddy Fermin
5/1	LOUISVILLE	L, 10-4	Jonathan Heasley	Freddy Fermin	Logan Porter	Samad Taylor	Nick Loftin	Maikel Garcia	Tucker Bradley	Samad Taylor	Tyler Gentry	Brewer Hicklen
5/2	LOUISVILLE	L, 10-4	Max Castillo	Jakson Reetz	Logan Porter	Samad Taylor	Nate Eaton	Angelo Castellano	Brewer Hicklen	Dairon Blanco	Tyler Gentry	Nick Loftin
5/3	LOUISVILLE	L, 7-4	Marcelo Martinez	Logan Porter	CJ Alexander	Samad Taylor	Nick Loftin	Angelo Castellano	Tucker Bradley	Nate Eaton	Tyler Gentry	Brewer Hicklen
5/4	LOUISVILLE	L, 12-10	Drew Parrish	Logan Porter	CJ Alexander	Samad Taylor	Nick Loftin	Angelo Castellano	Tucker Bradley	Brewer Hicklen	Tyler Gentry	Franni Reyes
5/5	LOUISVILLE	L, 4-3	Mike Mayers	Jakson Reetz	Logan Porter	Samad Taylor	Clay Dungan	Angelo Castellano	Brewer Hicklen	Dairon Blanco	Tyler Gentry	Franni Reyes
5/6	LOUISVILLE	W, 11-9	Daniel Mendgen	Logan Porter	CJ Alexander	Samad Taylor	Nick Loftin	Angelo Castellano	Tucker Bradley	Dairon Blanco	Tyler Gentry	Tucker Bradley
5/7	LOUISVILLE	L, 4-3	Daniel Lynch	Jakson Reetz	Logan Porter	Samad Taylor	Nick Loftin	Angelo Castellano	Brewer Hicklen	Dairon Blanco	Tyler Gentry	Franni Reyes
5/9	@ Scranton/WB	L, 14-2	Drew Parrish	Logan Porter	CJ Alexander	Samad Taylor	Nick Loftin	Clay Dungan	Tucker Bradley	Drew Waters	Tyler Gentry	Brewer Hicklen
5/10	@ Scranton/WB	L, 4-3	Mike Mayers	Jakson Reetz	Logan Porter	Clay Dungan	Nick Loftin	Angelo Castellano	Brewer Hicklen	Dairon Blanco	Tyler Gentry	Samad Taylor
5/11	@ Scranton/WB	W, 4-3 (11)	Jonathan Heasley	Logan Porter	CJ Alexander	Samad Taylor	Nick Loftin	Angelo Castellano	Tucker Bradley	Dairon Blanco	Tyler Gentry	Brewer Hicklen
5/12	@ Scranton/WB	W, 3-2	Daniel Lynch	Jakson Reetz	CJ Alexander	Samad Taylor	Clay Dungan	Angelo Castellano	Dairon Blanco	Drew Waters	Tyler Gentry	Tucker Bradley
5/13	@ Scranton/WB	L, 8-6	Austin Cox	Logan Porter	CJ Alexander	Samad Taylor	Nick Loftin	Angelo Castellano	Brewer Hicklen	Dairon Blanco	Tyler Gentry	Dairon Blanco
5/14	@ Scranton/WB	W, 6-3	Drew Parrish	Jakson Reetz	CJ Alexander	Samad Taylor	Nick Loftin	Clay Dungan	Tucker Bradley	Dairon Blanco	Tyler Gentry	Brewer Hicklen
5/16	TOLEDO	L, 9-2	Jonathan Heasley	Logan Porter	CJ Alexander	Nicky Lopez	Nick Loftin	Angelo Castellano	Samad Taylor	Drew Waters	Tyler Gentry	Johan Camargo
5/17	TOLEDO	W, 16-8	Daniel Lynch	Jakson Reetz	Logan Porter	Clay Dungan	Nick Loftin	Angelo Castellano	Samad Taylor	Drew Waters	Tyler Gentry	Dairon Blanco
5/18	TOLEDO	W, 9-0	Austin Cox	Logan Porter	CJ Alexander	Samad Taylor	Nick Loftin	Nicky Lopez	Tucker Bradley	Drew Waters	Tyler Gentry	Brewer Hicklen
5/19	TOLEDO	W, 9-1	Daniel Mendgen	Logan Porter	CJ Alexander	Clay Dungan	Nick Loftin	Angelo Castellano	Samad Taylor	Drew Waters	Tyler Gentry	Dairon Blanco
5/20	TOLEDO	L, 4-1	Drew Parrish	Jakson Reetz	CJ Alexander	Clay Dungan	Nicky Lopez	Angelo Castellano	Samad Taylor	Drew Waters	Tyler Gentry	Nick Loftin
5/21	TOLEDO	W, 8-4	Jonathan Heasley	Jakson Reetz	Logan Porter	Samad Taylor	Nick Loftin	Angelo Castellano	Tucker Bradley	Drew Waters	Tyler Gentry	Brewer Hicklen
5/23	@ St. Paul	W, 6-1	Daniel Lynch	Logan Porter	Greyson Jenista	Clay Dungan	Nick Loftin	Angelo Castellano	Samad Taylor	Drew Waters	Tyler Gentry	Dairon Blanco
5/24	@ St. Paul	L, 6-5	Anthony Venezzano	Jakson Reetz	Logan Porter	Nick Loftin	Samad Taylor	Angelo Castellano	Dairon Blanco	Drew Waters	Tyler Gentry	Brewer Hicklen
5/25	@ St. Paul	L, 8-6	Austin Cox	Logan Porter	Greyson Jenista	Nick Loftin	Samad Taylor	Angelo Castellano	Tucker Bradley	Dairon Blanco	Tyler Gentry	Brewer Hicklen
5/26	@ St. Paul	W, 6-4	Drew Parrish	Jakson Reetz	Logan Porter	Clay Dungan	Nick Loftin	Angelo Castellano	Samad Taylor	Nate Eaton	Dairon Blanco	Tyler Gentry
5/27	@ St. Paul	W, 14-1	Jonathan Heasley	Logan Porter	Greyson Jenista	Samad Taylor	Johan Camargo	Angelo Castellano	Dairon Blanco	Nate Eaton	Tyler Gentry	Tucker Bradley
5/28	@ St. Paul	L, 10-6	Max Castillo	Jakson Reetz	CJ Alexander	Johan Camargo	Nick Loftin	Clay Dungan	Brewer Hicklen	Samad Taylor	Tyler Gentry	Nate Eaton
5/30	MEMPHIS	W, 7-6	Anthony Venezzano	Logan Porter	CJ Alexander	Samad Taylor	Nick Loftin	Johan Camargo	Dairon Blanco	Nate Eaton	Tyler Gentry	Brewer Hicklen
5/31	MEMPHIS	L, 9-4	Austin Cox	Logan Porter	Johan Camargo	Samad Taylor	Nate Eaton	Clay Dungan	Tucker Bradley	Dairon Blanco	Tyler Gentry	CJ Alexander
6/1	MEMPHIS	L, 12-6	Jonathan Heasley	Jakson Reetz	CJ Alexander	Nate Eaton	Angelo Castellano	Clay Dungan	Samad Taylor	Brewer Hicklen	Tyler Gentry	Dairon Blanco
6/2	MEMPHIS	W, 10-9 (10)	Drew Parrish	Logan Porter	CJ Alexander	Nate Eaton	Johan Camargo	Clay Dungan	Dairon Blanco	Brewer Hicklen	Tyler Gentry	Logan Porter
6/3	MEMPHIS	L, 4-2	Max Castillo	Jakson Reetz	Logan Porter	Samad Taylor	Nate Eaton	Angelo Castellano	Brewer Hicklen	Dairon Blanco	Tyler Gentry	Johan Camargo
6/4	MEMPHIS	L, 6-5	Anthony Venezzano	Logan Porter	CJ Alexander	Samad Taylor	Johan Camargo	Clay Dungan	Tucker Bradley	Dairon Blanco	Nate Eaton	Tyler Gentry
6/7	@ Indianapolis	W, 4-2	Daniel Mendgen	Jakson Reetz	Logan Porter	Johan Camargo	Nate Eaton	Angelo Castellano	Samad Taylor	Dairon Blanco	Tyler Gentry	Brewer Hicklen
6/8	@ Indianapolis	W, 9-7	Jonathan Heasley	Logan Porter	CJ Alexander	Johan Camargo	Clay Dungan	Angelo Castellano	Samad Taylor	Dairon Blanco	Tyler Gentry	Tucker Bradley
6/9	@ Indianapolis	W, 15-7	Drew Parrish	Logan Porter	CJ Alexander	Samad Taylor	Clay Dungan	Angelo Castellano	Tucker Bradley	Brewer Hicklen	Tyler Gentry	Dairon Blanco
6/10	@ Indianapolis	W, 6-2	Max Castillo	Jakson Reetz	Logan Porter	Samad Taylor	Johan Camargo	Angelo Castellano	Brewer Hicklen	Dairon Blanco	Tyler Gentry	CJ Alexander
6/10	@ Indianapolis	W, 9-5	Anthony Venezzano	Jakson Reetz	CJ Alexander	Samad Taylor	Johan Camargo	Clay Dungan	Tucker Bradley	Dairon Blanco	Tyler Gentry	Brewer Hicklen
6/14	COLUMBUS	W, 6-5	Jonathan Heasley	Logan Porter	Samad Taylor	Nick Loftin	Angelo Castellano	John Rave	Kyle Isbel	Tyler Gentry	Tyler Gentry	Brewer Hicklen
6/14	COLUMBUS	W, 6-1	Alec Marsh	Logan Porter	Johan Camargo	Samad Taylor	Angelo Castellano	John Rave	Kyle Isbel	Tyler Gentry	Tyler Gentry	Matt Beatty
6/15	COLUMBUS	W, 4-2	Max Castillo	Logan Porter	Matt Beatty	Samad Taylor	Angelo Castellano	John Rave	Kyle Isbel	Tyler Gentry	Tyler Gentry	Brewer Hicklen
6/16	COLUMBUS	W, 4-1	Anthony Venezzano	Logan Porter	Clay Dungan	Angelo Castellano	Adelmy Hechavarria	John Rave	Kyle Isbel	Tyler Gentry	Tyler Gentry	Brewer Hicklen
6/18	COLUMBUS	W, 13-4	Drew Parrish	Logan Porter	Matt Beatty	Clay Dungan	Angelo Castellano	Adelmy Hechavarria	Tucker Bradley	Nate Eaton	Tyler Gentry	Brewer Hicklen
6/18	COLUMBUS	W, 6-4	James McArthur	Logan Porter	Nate Eaton	Angelo Castellano	Adelmy Hechavarria	John Rave	Kyle Isbel	Tyler Gentry	Tyler Gentry	Brewer Hicklen
6/20	@ Rochester	L, 5-4	Alec Marsh	Logan Porter	Angelo Castellano	Nate Eaton	Clay Dungan	Adelmy Hechavarria	John Rave	Kyle Isbel	Tyler Gentry	Brewer Hicklen
6/21	@ Rochester	W, 7-3	Max Castillo	Logan Porter	Clay Dungan	Angelo Castellano	Adelmy Hechavarria	John Rave	Kyle Isbel	Tyler Gentry	Tyler Gentry	Brewer Hicklen
6/22	@ Rochester	W, 8-4	Jonathan Bowlan	Logan Porter	Angelo Castellano	Clay Dungan	Adelmy Hechavarria	John Rave	Kyle Isbel	Tyler Gentry	Tyler Gentry	Brewer Hicklen
6/23	@ Rochester	W, 4-2	Anthony Venezzano	Logan Porter	Angelo Castellano	Clay Dungan	Adelmy Hechavarria	John Rave	Kyle Isbel	Tyler Gentry	Tyler Gentry	Brewer Hicklen
6/24	@ Rochester	L, 3-2	Brewer Hicklen	Kyle Isbel	Tyler Gentry	Logan Porter	John Rave	Adelmy Hechavarria	John Rave	Adelmy Hechavarria	Angelo Castellano	Brewer Hicklen
6/25	@ Rochester	W, 7-3	Alec Marsh	Logan Porter	Paxton Wallace	Clay Dungan	Adelmy Hechavarria	John Rave	Adelmy Hechavarria	John Rave	Tyler Gentry	Kyle Isbel
6/28	IOWA	L, 9-2	Angel Zerpa	Logan Porter	Angelo Castellano	Nate Eaton	Clay Dungan	Adelmy Hechavarria	Tucker Bradley	John Rave	Tyler Gentry	Brewer Hicklen
6/29	IOWA											
6/30	IOWA											
7/1	IOWA											
7/2	IOWA											
7/3	IOWA											
7/4	@ Gwinnett											
7/5	@ Gwinnett											
7/6	@ Gwinnett											
7/7	@ Gwinnett											
7/8	@ Gwinnett											
7/9	@ Gwinnett											
7/14	INDIANAPOLIS											
7/15	INDIANAPOLIS											
7/16	INDIANAPOLIS											
7/18	ST. PAUL											
7/19	ST. PAUL											
7/20	ST. PAUL											
7/21	ST. PAUL											
7/22	ST. PAUL											
7/23	ST. PAUL											
7/25	@ Columbus											
7/26	@ Columbus											
7/27	@ Columbus											
7/28	@ Columbus											
7/29	@ Columbus											
7/30	@ Columbus											
8/1	@ Louisville											
8/2	@ Louisville											
8/3	@ Louisville											
8/4	@ Louisville											
8/5	@ Louisville											
8/6	@ Louisville											
8/8	IOWA											
8/9	IOWA											
8/10	IOWA											
8/11	IOWA											
8/12	IOWA											
8/13	IOWA											
8/15	@ Toledo											
8/16	@ Toledo											
8/17	@ Toledo											
8/18	@ Toledo											
8/19	@ Toledo											
8/20	@ Toledo											
8/22	ST. PAUL											
8/23	ST. PAUL											
8/24	ST. PAUL											
8/25	ST. PAUL											
8/26	ST. PAUL											
8/27	ST. PAUL											
8/29	LOUISVILLE											
8/30	LOUISVILLE											
8/31	LOUISVILLE											
9/1	LOUISVILLE											
9/2	LOUISVILLE											
9/3	LOUISVILLE											
9/5	@ Iowa											
9/6	@ Iowa											
9/7	@ Iowa											
9/8	@ Iowa											
9/9	@ Iowa											
9/10	@ Iowa											
9/12	INDIANAPOLIS											

DATE	OPPONENT	RESULT	1	2	3	4	5	6	7	8	9
3/31	@ Indianapolis	W, 8-6	Samad Taylor	Maikel Garcia	Nick Pratto	Tyler Gentry	CJ Alexander	Nick Loftin	Freddy Fermin	Dairon Blanco	Tucker Bradley
4/1	@ Indianapolis	W, 12-1	Samad Taylor	Maikel Garcia	Nick Pratto	Tyler Gentry	Nick Loftin	Logan Porter	Jackson Reetz	Dairon Blanco	Angelo Castellano
4/2	@ Indianapolis	W, 8-3	Samad Taylor	Maikel Garcia	Nick Pratto	Tyler Gentry	Nick Loftin	CJ Alexander	Freddy Fermin	Dairon Blanco	Tucker Bradley
4/4	TOLEDO	L, 9-2	Samad Taylor	Maikel Garcia	Nick Pratto	Tyler Gentry	Nick Loftin	CJ Alexander	Freddy Fermin	Dairon Blanco	Tucker Bradley
4/5	TOLEDO	W, 7-6	Samad Taylor	Maikel Garcia	Tyler Gentry	Logan Porter	Nick Loftin	Jackson Reetz	Freddy Fermin	Dairon Blanco	Angelo Castellano
4/6	TOLEDO	L, 8-5	Samad Taylor	Maikel Garcia	Tyler Gentry	Logan Porter	Nick Loftin	CJ Alexander	Freddy Fermin	Dairon Blanco	Tucker Bradley
4/7	TOLEDO	W, 9-4	Samad Taylor	Maikel Garcia	Tyler Gentry	Logan Porter	CJ Alexander	Freddy Fermin	Dairon Blanco	Tucker Bradley	Angelo Castellano
4/7	TOLEDO	W, 13-8	Samad Taylor	Maikel Garcia	Nick Pratto	Tyler Gentry	CJ Alexander	Freddy Fermin	Dairon Blanco	Tucker Bradley	Angelo Castellano
4/9	TOLEDO	L, 8-2	Samad Taylor	Maikel Garcia	Tyler Gentry	CJ Alexander	Nick Pratto	Logan Porter	Dairon Blanco	Jackson Reetz	Angelo Castellano
4/11	@ Iowa	L, 9-6	Samad Taylor	Maikel Garcia	Tyler Gentry	Nick Pratto	Nick Loftin	Logan Porter	Freddy Fermin	Dairon Blanco	Tucker Bradley
4/12	@ Iowa	W, 10-6	Samad Taylor	Maikel Garcia	Tyler Gentry	Nick Pratto	Nick Loftin	CJ Alexander	Freddy Fermin	Dairon Blanco	Tucker Bradley
4/13	@ Iowa	L, 5-0	Samad Taylor	Maikel Garcia	Nick Pratto	Tyler Gentry	Nick Loftin	CJ Alexander	Freddy Fermin	Angelo Castellano	Tucker Bradley
4/14	@ Iowa	W, 11-8	Samad Taylor	Maikel Garcia	Tyler Gentry	Logan Porter	Nick Loftin	CJ Alexander	Freddy Fermin	Dairon Blanco	Angelo Castellano
4/18	WINNETT	L, 4-1	Samad Taylor	Maikel Garcia	Tyler Gentry	Nick Pratto	Nick Loftin	Logan Porter	Freddy Fermin	CJ Alexander	Angelo Castellano
4/19	WINNETT	L, 6-2	Samad Taylor	Maikel Garcia	Nick Loftin	Tyler Gentry	Nick Pratto	Jackson Reetz	Dairon Blanco	Angelo Castellano	Tucker Bradley
4/20	WINNETT	W, 10-3	Samad Taylor	Maikel Garcia	Tyler Gentry	Nick Pratto	Nick Loftin	Logan Porter	Freddy Fermin	Dairon Blanco	Angelo Castellano
4/21	WINNETT	L, 7-3	Samad Taylor	Maikel Garcia	Tyler Gentry	Nick Pratto	Nick Loftin	CJ Alexander	Jackson Reetz	Tucker Bradley	Angelo Castellano
4/22	WINNETT	L, 5-2	Samad Taylor	Maikel Garcia	Tyler Gentry	Nick Pratto	Nick Loftin	CJ Alexander	Logan Porter	Dairon Blanco	Angelo Castellano
4/23	WINNETT	W, 5-3	Dairon Blanco	Maikel Garcia	Tyler Gentry	Nick Pratto	Nick Loftin	CJ Alexander	Jackson Reetz	Tucker Bradley	Angelo Castellano
4/25	@ Nashville	L, 8-3	Samad Taylor	Maikel Garcia	Tyler Gentry	Nick Pratto	Nick Loftin	Logan Porter	Dairon Blanco	Tucker Bradley	Angelo Castellano
4/26	@ Nashville	L, 5-0	Samad Taylor	Maikel Garcia	Tyler Gentry	Nick Pratto	Nick Loftin	CJ Alexander	Brewer Hicklen	Tucker Bradley	Angelo Castellano
4/27	@ Nashville	W, 2-1	Samad Taylor	Maikel Garcia	Tyler Gentry	Nick Pratto	Nick Loftin	Nate Eaton	CJ Alexander	Jackson Reetz	Dairon Blanco
4/28	@ Nashville	L, 4-3	Samad Taylor	Maikel Garcia	Tyler Gentry	Logan Porter	Nate Eaton	Brewer Hicklen	Dairon Blanco	CJ Alexander	Angelo Castellano
4/29	@ Nashville	L, 6-3 (10)	Samad Taylor	Maikel Garcia	Nate Eaton	Nick Loftin	Freddy Fermin	CJ Alexander	Jackson Reetz	Tucker Bradley	Angelo Castellano
5/1	@ Nashville	W, 10-3	Samad Taylor	Maikel Garcia	Tyler Gentry	Freddy Fermin	Nick Loftin	Logan Porter	Nate Eaton	Brewer Hicklen	Dairon Blanco
5/2	LOUISVILLE	L, 10-4	Samad Taylor	Nate Eaton	Tyler Gentry	Logan Porter	Nick Loftin	Jackson Reetz	Brewer Hicklen	Tucker Bradley	Angelo Castellano
5/3	LOUISVILLE	L, 7-4	Samad Taylor	Tyler Gentry	Tyler Gentry	Nick Loftin	Nick Loftin	CJ Alexander	Brewer Hicklen	Tucker Bradley	Angelo Castellano
5/4	LOUISVILLE	L, 12-10	Samad Taylor	CJ Alexander	Tyler Gentry	Franklin Reyes	Nick Loftin	Logan Porter	Brewer Hicklen	Tucker Bradley	Angelo Castellano
5/4	LOUISVILLE	W, 6-2	Samad Taylor	Nick Loftin	Tyler Gentry	Franklin Reyes	Logan Porter	Jackson Reetz	Dairon Blanco	Tucker Bradley	Angelo Castellano
5/6	LOUISVILLE	W, 11-9	Samad Taylor	Nick Loftin	Tyler Gentry	Franklin Reyes	Logan Porter	CJ Alexander	Dairon Blanco	Tucker Bradley	Angelo Castellano
5/7	LOUISVILLE	L, 4-3	Samad Taylor	Nick Loftin	Tyler Gentry	Franklin Reyes	Logan Porter	Jackson Reetz	Dairon Blanco	Brewer Hicklen	Angelo Castellano
5/9	@ Scranton/WB	L, 14-2	Drew Waters	Samad Taylor	Tyler Gentry	Logan Porter	Nick Loftin	CJ Alexander	Brewer Hicklen	Tucker Bradley	Clay Dungan
5/10	@ Scranton/WB	L, 4-1	Samad Taylor	Nick Loftin	Tyler Gentry	Logan Porter	Nick Loftin	Jackson Reetz	Dairon Blanco	Clay Dungan	Angelo Castellano
5/11	@ Scranton/WB	W, 4-3 (11)	Drew Waters	Samad Taylor	Tyler Gentry	Logan Porter	Brewer Hicklen	CJ Alexander	Dairon Blanco	Tucker Bradley	Angelo Castellano
5/12	@ Scranton/WB	W, 3-2	Drew Waters	Samad Taylor	Tyler Gentry	CJ Alexander	Jackson Reetz	Tucker Bradley	Dairon Blanco	Clay Dungan	Angelo Castellano
5/13	@ Scranton/WB	L, 8-6	Drew Waters	Samad Taylor	Tyler Gentry	Logan Porter	Nick Loftin	CJ Alexander	Brewer Hicklen	Dairon Blanco	Angelo Castellano
5/14	@ Scranton/WB	W, 6-3	Samad Taylor	Nick Loftin	Tyler Gentry	CJ Alexander	Jackson Reetz	Brewer Hicklen	Tucker Bradley	Dairon Blanco	Clay Dungan
5/16	TOLEDO	L, 9-2	Drew Waters	Nicky Lopez	Samad Taylor	Tyler Gentry	Johan Camargo	Nick Loftin	Logan Porter	CJ Alexander	Angelo Castellano
5/17	TOLEDO	W, 16-8	Drew Waters	Samad Taylor	Tyler Gentry	Logan Porter	Nick Loftin	Jackson Reetz	Dairon Blanco	Clay Dungan	Angelo Castellano
5/18	TOLEDO	W, 9-0	Drew Waters	Nicky Lopez	Samad Taylor	Tyler Gentry	CJ Alexander	Nick Loftin	Logan Porter	Brewer Hicklen	Tucker Bradley
5/19	TOLEDO	W, 9-1	Drew Waters	Samad Taylor	Tyler Gentry	CJ Alexander	Nick Loftin	Logan Porter	Dairon Blanco	Clay Dungan	Angelo Castellano
5/20	TOLEDO	L, 4-1	Drew Waters	Nicky Lopez	Samad Taylor	Tyler Gentry	CJ Alexander	Nick Loftin	Jackson Reetz	Clay Dungan	Angelo Castellano
5/21	TOLEDO	W, 8-4	Drew Waters	Samad Taylor	Nick Loftin	Logan Porter	Brewer Hicklen	Jackson Reetz	Dairon Blanco	Tucker Bradley	Angelo Castellano
5/21	@ St. Paul	W, 6-1	Drew Waters	Samad Taylor	Nick Loftin	Tyler Gentry	Logan Porter	Greyson Jenista	Dairon Blanco	Clay Dungan	Angelo Castellano
5/24	@ St. Paul	L, 6-5	Drew Waters	Samad Taylor	Nick Loftin	Tyler Gentry	Logan Porter	Brewer Hicklen	Dairon Blanco	Jackson Reetz	Angelo Castellano
5/25	@ St. Paul	L, 8-6	Samad Taylor	Nick Loftin	Tyler Gentry	Logan Porter	Greyson Jenista	Dairon Blanco	Brewer Hicklen	Angelo Castellano	Tucker Bradley
5/26	@ St. Paul	W, 6-4	Samad Taylor	Nate Eaton	Nick Loftin	Logan Porter	Brewer Hicklen	Dairon Blanco	Jackson Reetz	Clay Dungan	Angelo Castellano
5/27	@ St. Paul	L, 14-1	Samad Taylor	Nate Eaton	Tyler Gentry	Logan Porter	Johan Camargo	Greyson Jenista	Angelo Castellano	Tucker Bradley	Angelo Castellano
5/28	@ St. Paul	L, 10-6	Samad Taylor	Nate Eaton	Tyler Gentry	Nick Loftin	CJ Alexander	Brewer Hicklen	Johan Camargo	Jackson Reetz	Clay Dungan
5/30	MEMPHIS	W, 7-6	Samad Taylor	Nate Eaton	Tyler Gentry	Nick Loftin	Logan Porter	Dairon Blanco	CJ Alexander	Johan Camargo	Brewer Hicklen
5/31	MEMPHIS	L, 9-4	Samad Taylor	Nate Eaton	Tyler Gentry	CJ Alexander	Johan Camargo	Dairon Blanco	Dairon Blanco	Clay Dungan	Tucker Bradley
6/1	MEMPHIS	L, 12-6	Samad Taylor	Nate Eaton	Tyler Gentry	CJ Alexander	Johan Camargo	Dairon Blanco	Jackson Reetz	Brewer Hicklen	Angelo Castellano
6/2	MEMPHIS	W, 10-9 (10)	Dairon Blanco	Nate Eaton	Tyler Gentry	CJ Alexander	Johan Camargo	Logan Porter	Brewer Hicklen	Clay Dungan	Tucker Bradley
6/3	MEMPHIS	L, 4-2	Dairon Blanco	Samad Taylor	Tyler Gentry	Johan Camargo	Nate Eaton	Logan Porter	Jackson Reetz	Brewer Hicklen	Angelo Castellano
6/4	MEMPHIS	L, 6-5	Dairon Blanco	Samad Taylor	Tyler Gentry	Johan Camargo	Nate Eaton	Logan Porter	CJ Alexander	Clay Dungan	Tucker Bradley
6/6	@ Indianapolis	W, 4-2	Dairon Blanco	Samad Taylor	Tyler Gentry	Johan Camargo	Nate Eaton	Logan Porter	Brewer Hicklen	Jackson Reetz	Angelo Castellano
6/7	@ Indianapolis	W, 9-7	Dairon Blanco	Samad Taylor	Tyler Gentry	Johan Camargo	Nate Eaton	Logan Porter	CJ Alexander	Clay Dungan	Tucker Bradley
6/8	@ Indianapolis	W, 15-7	Dairon Blanco	Samad Taylor	Tyler Gentry	Logan Porter	CJ Alexander	Brewer Hicklen	Clay Dungan	Angelo Castellano	Tucker Bradley
6/9	@ Indianapolis	W, 6-2	Dairon Blanco	Samad Taylor	Tyler Gentry	Johan Camargo	Nate Eaton	CJ Alexander	Jackson Reetz	Brewer Hicklen	Angelo Castellano
6/10	@ Indianapolis	W, 9-5	Dairon Blanco	Samad Taylor	Tyler Gentry	Johan Camargo	CJ Alexander	Jackson Reetz	Brewer Hicklen	Clay Dungan	Tucker Bradley
6/13	COLUMBUS	W, 6-3	Samad Taylor	Kyle Isbel	Tyler Gentry	Johan Camargo	Logan Porter	Brewer Hicklen	Jackson Reetz	Clay Dungan	Angelo Castellano
6/14	COLUMBUS	W, 6-1	Samad Taylor	John Rave	Tyler Gentry	Johan Camargo	Logan Porter	Matt Beatz	Clay Dungan	Jermaine Palacios	Tucker Bradley
6/15	COLUMBUS	W, 4-2	Samad Taylor	Kyle Isbel	Tyler Gentry	Matt Beatz	Logan Porter	John Rave	Brewer Hicklen	Jermaine Palacios	Angelo Castellano
6/16	COLUMBUS	W, 4-1	Brewer Hicklen	Kyle Isbel	Tyler Gentry	Logan Porter	Johan Camargo	Jose Briceño	Clay Dungan	Adeiny Hechavarria	Angelo Castellano
6/17	COLUMBUS	W, 13-4	Nate Eaton	John Rave	Matt Beatz	Brewer Hicklen	Clay Dungan	Clay Dungan	Adeiny Hechavarria	Angelo Castellano	Tucker Bradley
6/18	COLUMBUS	W, 6-4	Nate Eaton	Kyle Isbel	Tyler Gentry	Logan Porter	Johan Camargo	Brewer Hicklen	Jermaine Palacios	Jose Briceño	Angelo Castellano
6/20	@ Rochester	L, 5-4	Nate Eaton	Kyle Isbel	Tyler Gentry	Logan Porter	Johan Camargo	Brewer Hicklen	Clay Dungan	Adeiny Hechavarria	Angelo Castellano
6/21	@ Rochester	W, 7-3	Brewer Hicklen	Clay Dungan	Tyler Gentry	Logan Porter	Nate Eaton	Jermaine Palacios	Adeiny Hechavarria	Jose Briceño	Tucker Bradley
6/22	@ Rochester	W, 8-4	Brewer Hicklen	Kyle Isbel	Logan Porter	Nate Eaton	Clay Dungan	Jermaine Palacios	Adeiny Hechavarria	Angelo Castellano	Tucker Bradley
6/23	@ Rochester	W, 4-2	Brewer Hicklen	Kyle Isbel	Tyler Gentry	Logan Porter	Clay Dungan	Jermaine Palacios	Adeiny Hechavarria	Jose Briceño	Angelo Castellano
6/24	@ Rochester	L, 3-2	Brewer Hicklen	Kyle Isbel	Tyler Gentry	Logan Porter	John Rave	Adeiny Hechavarria	Jermaine Palacios	Jose Briceño	Angelo Castellano
6/25	@ Rochester	W, 7-3	John Rave	Kyle Isbel	Tyler Gentry	Logan Porter	Clay Dungan	Adeiny Hechavarria	Jermaine Palacios	Paxton Wallace	Tucker Bradley
6/28	IOWA	L, 9-2	Brewer Hicklen	John Rave	Logan Porter	Nate Eaton	Tucker Bradley	Tyler Gentry	Adeiny Hechavarria	Clay Dungan	Angelo Castellano
6/29	IOWA										
6/30	IOWA										
7/1	IOWA										
7/2	IOWA										
7/3	IOWA										
7/4	@ Gwinnett										
7/5	@ Gwinnett										
7/6	@ Gwinnett										
7/7	@ Gwinnett										
7/8	@ Gwinnett										
7/9	@ Gwinnett										
7/14	INDIANAPOLIS										
7/15	INDIANAPOLIS										
7/16	INDIANAPOLIS										
7/18	ST. PAUL										
7/19	ST. PAUL										
7/20	ST. PAUL										
7/21	ST. PAUL										
7/22	ST. PAUL										
7/23	ST. PAUL										
7/25	@ Columbus										
7/26	@ Columbus										
7/27	@ Columbus										
7/28	@ Columbus										
7/29	@ Columbus										
7/30	@ Columbus										
8/1	@ Louisville										
8/2	@ Louisville										
8/3	@ Louisville										
8/4	@ Louisville										
8/5	@ Louisville										
8/6	@ Louisville										
8/8	IOWA										
8/9	IOWA										
8/10	IOWA										
8/11	IOWA										
8/12	IOWA										
8/13	IOWA										
8/15	@ Toledo										
8/16	@ Toledo										
8/17	@ Toledo										
8/18	@ Toledo										
8/19	@ Toledo										
8/20	@ Toledo										
8/22	ST. PAUL										
8/23	ST. PAUL										
8/24	ST. PAUL										
8/25	ST. PAUL										
8/26	ST. PAUL										
8/27	ST. PAUL										
8/29	LOUISVILLE										
8/30	LOUISVILLE										
8/31	LOUISVILLE										
9/1	LOUISVILLE										
9/2	LOUISVILLE										
9/3	LOUISVILLE										
9/5	@ Iowa										
9/6	@ Iowa										
9/7	@ Iowa										
9/8	@ Iowa										
9/9	@ Iowa										
9/10	@ Iowa										
9/12	INDIANAPOLIS										
9/13	INDIANAPOLIS										
9/14	INDIANAPOLIS										
9/15	INDIANAPOLIS										
9/16	INDIANAPOLIS										
9/17	INDIANAPOLIS										
9/19	@ Columbus										
9/20	@ Columbus										
9/21	@ Columbus										
9/22	@ Columbus										
9/23	@ Columbus										
9/24	@ Columbus										

DATE	OPPONENT	RESULT	IP	H	R	ER	BB	SO	2B	3B	HR	TB	AVG	WHIP	WP	BK	HB	GIDP	IBB	TBF	SV	SVO	ERA (SEASON)
3/31	@ Indianapolis	W 8-6	9.0	11	6	6	2	7	4	0	1	18	(.297)	(1.44)	0	1	1	1	0	40	1	1	6.00
4/1	@ Indianapolis	W 12-1	9.0	5	1	1	2	8	4	0	0	1	6	(.185)	(0.78)	0	1	1	0	31	0	0	3.50
4/2	@ Indianapolis	W 8-3	9.0	11	3	3	5	10	1	1	1	17	(.314)	(1.78)	0	0	0	3	0	40	0	0	3.33
4/4	TOLEDO	L 9-2	9.0	12	9	9	4	8	6	0	3	27	(.324)	(1.78)	0	0	0	1	0	41	0	0	4.75
4/5	TOLEDO	L 7-6	9.0	12	7	6	5	10	3	0	1	18	(.316)	(1.89)	1	0	0	2	1	43	0	1	5.00
4/6	TOLEDO	L 8-5	9.0	10	8	8	8	12	3	0	3	22	(.286)	(2.00)	0	0	0	1	0	44	0	0	5.00
4/7	TOLEDO	W 9-4	9.0	9	4	4	5	8	0	2	1	16	(.250)	(1.56)	1	0	1	0	0	42	0	0	5.29
4/8	TOLEDO	W 13-8	9.0	13	8	7	4	8	2	0	0	15	(.317)	(1.89)	0	1	2	1	0	47	0	0	5.50
4/9	TOLEDO	L 8-2	9.0	13	8	6	4	10	2	0	3	24	(.317)	(1.89)	0	1	1	1	0	46	0	0	5.56
4/11	@ Iowa	W 9-6	8.0	7	9	9	7	10	3	0	0	16	(.266)	(1.75)	0	0	1	0	0	39	1	1	5.97
4/12	@ Iowa	W 10-6	9.0	8	6	6	2	10	2	1	2	18	(.235)	(1.11)	0	0	1	1	0	37	0	0	5.97
4/13	@ Iowa	L 14-1	9.0	15	14	12	4	8	7	0	2	28	(.375)	(2.38)	0	0	2	0	0	46	0	0	6.54
4/14	@ Iowa	W 11-8	9.0	11	8	7	4	14	2	0	2	19	(.297)	(1.67)	1	0	2	0	1	45	1	1	6.57
4/18	GWINNETH	L 4-1	9.0	6	4	4	6	9	0	1	0	8	(.207)	(1.33)	0	0	0	0	0	39	0	0	6.39
4/19	GWINNETH	L 6-2	9.0	10	6	6	9	3	0	2	1	19	(.286)	(1.22)	0	0	0	1	0	36	0	0	6.36
4/20	GWINNETH	L 9-3	9.0	10	9	6	5	7	1	1	1	16	(.286)	(1.67)	2	0	0	1	0	41	0	0	6.34
4/21	GWINNETH	L 7-3	9.0	11	7	4	4	8	4	0	1	18	(.297)	(1.67)	4	1	0	2	0	42	0	0	6.20
4/22	GWINNETH	L 5-2	9.0	10	5	4	5	5	1	0	1	14	(.294)	(1.67)	0	0	2	1	0	42	0	0	6.08
4/23	GWINNETH	W 5-3	9.0	8	3	3	7	7	2	0	0	10	(.229)	(1.22)	2	0	0	1	0	39	1	1	5.91
4/25	@ Nashville	L 8-3	8.0	11	8	8	3	5	2	1	2	21	(.333)	(1.75)	2	0	0	0	0	38	0	0	6.05
4/26	@ Nashville	L 5-0	8.0	11	5	5	3	5	3	0	1	17	(.333)	(1.75)	0	0	0	0	0	37	0	0	6.03
4/27	@ Nashville	W 2-1	9.0	6	1	1	3	5	10	1	0	7	(.200)	(1.22)	0	0	1	1	0	36	1	1	5.80
4/28	@ Nashville	L 4-3	8.2	7	4	3	4	7	1	0	0	8	(.233)	(1.27)	0	0	3	7	0	34	0	0	5.68
4/29	@ Nashville	L 6-5 (10)	9.1	13	6	5	18	7	2	0	0	18	(.325)	(2.04)	0	0	1	0	0	48	0	1	5.68
4/30	@ Nashville	W 10-6	9.0	9	6	6	5	9	1	0	1	13	(.257)	(1.56)	3	0	1	0	0	42	0	1	5.66
5/2	LOUISVILLE	L 10-4	9.0	14	10	10	5	8	1	0	1	18	(.368)	(2.11)	3	0	0	0	0	45	0	0	5.83
5/3	LOUISVILLE	L 12-10	9.0	11	7	6	4	10	0	0	3	20	(.306)	(1.67)	0	0	1	1	0	41	0	0	5.84
5/4	LOUISVILLE	L 12-10	9.0	13	12	10	3	12	6	0	1	34	(.333)	(1.89)	0	0	2	1	0	43	0	0	6.00
5/5	LOUISVILLE	W 6-2	9.0	7	2	2	3	8	1	0	2	11	(.219)	(1.11)	0	0	0	0	0	36	1	1	5.85
5/6	LOUISVILLE	W 11-9	9.0	13	9	9	3	9	4	0	2	23	(.342)	(1.78)	0	0	1	0	0	42	1	1	5.95
5/7	LOUISVILLE	L 4-2	9.0	6	4	4	7	10	2	0	1	11	(.188)	(1.44)	1	1	0	0	0	39	0	0	5.89
5/8	@ Scranton/WB	L 14-2	8.0	18	14	13	5	6	4	0	4	34	(.486)	(2.88)	0	0	2	4	0	45	0	0	6.14
5/10	@ Scranton/WB	L 4-3	8.0	4	4	4	8	9	0	0	1	8	(.160)	(1.50)	0	0	1	2	0	34	0	0	6.00
5/11	@ Scranton/WB	W 4-3 (11)	11.0	8	3	3	6	15	3	0	0	11	(.216)	(1.27)	1	0	1	1	2	44	0	1	5.96
5/12	@ Scranton/WB	W 3-2	9.0	4	2	2	5	8	0	0	1	7	(.133)	(1.00)	0	0	0	0	0	35	1	1	5.85
5/13	@ Scranton/WB	L 8-6	8.1	10	8	8	7	7	1	0	2	17	(.333)	(2.04)	1	0	1	2	0	38	0	1	5.92
5/14	@ Scranton/WB	W 6-3	9.0	9	3	3	5	13	1	0	2	16	(.250)	(1.56)	0	0	0	0	0	41	1	2	5.84
5/16	TOLEDO	W 9-2	9.0	12	9	7	3	11	3	0	3	24	(.308)	(1.67)	2	0	1	0	0	42	0	0	5.87
5/17	TOLEDO	W 16-8	9.0	14	8	8	2	14	2	0	3	25	(.341)	(1.78)	1	0	0	0	0	43	0	0	5.92
5/18	TOLEDO	W 9-0	9.0	3	0	0	4	7	1	0	0	4	(.107)	(0.78)	1	0	1	2	0	33	0	0	5.70
5/19	TOLEDO	W 9-1	9.0	6	1	0	4	7	2	0	0	8	(.188)	(1.11)	1	0	0	1	0	36	0	0	5.63
5/20	TOLEDO	L 4-1	9.0	5	4	4	8	9	0	0	5	17	(.279)	(1.44)	0	0	2	1	0	39	0	0	5.70
5/21	TOLEDO	W 8-4	9.0	15	4	4	1	6	6	0	2	27	(.385)	(1.78)	0	0	2	2	0	42	0	0	5.56
5/23	@ St. Paul	W 6-1	9.0	6	1	1	2	7	1	0	0	7	(.182)	(0.89)	0	0	0	0	0	35	0	0	5.45
5/24	@ St. Paul	L 6-5	8.0	9	6	6	6	13	2	1	0	11	(.273)	(1.88)	0	0	0	0	0	39	0	0	5.48
5/25	@ St. Paul	L 8-6	8.0	10	8	8	5	13	1	1	1	18	(.313)	(1.88)	0	0	1	1	0	38	0	0	5.48
5/26	@ St. Paul	W 4-4	9.0	8	4	4	7	7	0	0	1	12	(.250)	(1.67)	0	0	1	1	0	40	1	1	5.45
5/27	@ St. Paul	L 14-1	8.0	16	14	11	6	12	2	1	2	26	(.381)	(2.75)	0	0	0	0	0	48	0	0	5.58
5/28	@ St. Paul	L 10-6	8.0	9	10	6	3	7	1	0	2	16	(.290)	(1.50)	0	0	1	0	0	36	0	1	5.60
5/30	MEMPHIS	W 7-6	9.0	6	6	6	9	8	1	0	2	13	(.194)	(1.67)	0	0	0	1	0	41	1	1	5.61
5/31	MEMPHIS	L 9-4	9.0	11	9	7	4	10	1	0	6	30	(.282)	(1.67)	1	0	0	0	0	44	0	0	5.64
6/1	MEMPHIS	L 12-6	9.0	11	12	12	11	8	2	0	3	22	(.297)	(2.44)	0	0	0	1	0	48	0	0	5.76
6/2	MEMPHIS	W 10-9 (10)	10.0	12	9	7	7	10	2	0	1	17	(.300)	(1.90)	0	0	0	3	0	48	0	1	5.77
6/3	MEMPHIS	L 4-2	9.0	6	4	3	1	9	1	0	1	10	(.176)	(0.78)	2	0	0	0	0	35	0	0	5.72
6/4	MEMPHIS	L 6-5	9.0	9	6	6	7	11	2	1	0	13	(.257)	(1.78)	1	0	0	1	0	42	0	0	5.73
6/6	@ Indianapolis	W 4-2	9.0	7	2	2	6	12	0	1	0	9	(.219)	(1.44)	0	0	1	1	0	40	1	1	5.66
6/7	@ Indianapolis	W 9-7	9.0	10	7	7	4	13	3	1	1	18	(.286)	(1.56)	0	0	0	1	0	39	0	0	5.68
6/8	@ Indianapolis	W 15-7	9.0	11	7	7	8	7	3	0	1	17	(.306)	(2.11)	0	0	0	1	0	44	0	0	5.70
6/9	@ Indianapolis	W 6-2	9.0	8	2	2	1	12	1	0	1	12	(.216)	(1.00)	0	0	0	0	0	38	0	0	5.64
6/10	@ Indianapolis	W 9-5	9.0	9	5	5	10	11	1	0	9	24	(.242)	(2.00)	0	0	1	0	0	44	1	1	5.63
6/13	COLUMBUS	W 6-5	9.0	9	5	5	6	10	3	0	1	15	(.250)	(1.67)	1	0	1	0	0	43	1	2	5.62
6/14	COLUMBUS	W 6-1	9.0	4	1	1	6	11	0	0	0	4	(.133)	(1.11)	0	0	1	0	0	38	0	0	5.54
6/15	COLUMBUS	W 4-2	9.0	5	2	2	1	4	0	0	2	11	(.161)	(0.67)	0	0	1	1	0	33	1	1	5.49
6/16	COLUMBUS	W 4-1	9.0	6	1	1	3	6	0	0	0	6	(.194)	(1.00)	0	0	0	3	0	34	0	0	5.42
6/17	COLUMBUS	W 13-4	9.0	11	4	4	4	7	1	0	0	18	(.297)	(1.67)	1	0	0	1	0	41	0	0	5.39
6/18	COLUMBUS	W 6-4	9.0	6	4	4	5	9	2	1	0	10	(.194)	(1.22)	2	0	0	0	0	37	1	1	5.37
6/20	@ Rochester	L 5-4	8.0	7	5	5	5	13	1	0	1	11	(.233)	(1.50)	1	1	1	0	0	36	0	1	5.38
6/21	@ Rochester	W 7-3	9.0	7	3	2	2	8	1	0	1	11	(.219)	(1.00)	1	0	0	0	0	36	0	0	5.33
6/22	@ Rochester	W 8-4	9.0	8	4	4	5	7	1	0	3	18	(.229)	(1.44)	1	0	0	0	0	40	0	0	5.31
6/23	@ Rochester	W 4-2	9.0	5	2	1	5	7	1	1	0	8	(.167)	(1.11)	0	0	2	2	0	38	1	1	5.24
6/24	@ Rochester	L 3-2	8.1	9																			

DATE	OPPONENT	RESULT	AB	R	H	TB	2B	3B	HR	XBH	RBI	BB	IBB	SO	SB	CS	HBP	SAC	SF	GDP	LOB	AVG (SEASON)
3/31	@ Indianapolis	W 8-6	40	8	12	16	2	1	0	2	8	9	0	12	5	0	0	0	0	0	14	300
4/1	@ Indianapolis	W 12-1	42	12	16	24	2	1	0	2	12	6	0	10	3	0	0	0	0	2	11	341
4/2	@ Indianapolis	W 8-3	39	8	12	22	1	0	3	4	8	4	0	5	2	0	1	0	0	0	9	331
4/4	TOLEDO	L 9-2	29	2	6	12	1	0	1	3	2	4	0	10	1	1	0	0	0	4	6	307
4/5	TOLEDO	L 7-6	34	6	8	18	1	0	3	4	6	4	0	10	1	1	0	0	0	1	4	293
4/6	TOLEDO	L 8-5	32	6	7	15	0	1	2	3	3	3	0	12	2	1	0	0	0	1	4	282
4/7	TOLEDO	W 9-4	34	9	12	18	3	0	1	4	8	4	0	11	0	0	0	0	1	1	6	292
4/8	TOLEDO	W 13-8	36	13	12	26	2	0	4	6	13	5	0	9	0	0	0	0	0	0	4	297
4/9	TOLEDO	L 8-2	33	2	6	11	2	0	1	3	2	6	0	12	0	0	2	0	0	0	12	285
4/11	@ Iowa	W 9-6	38	6	10	20	4	0	2	6	6	1	0	6	0	0	0	0	0	0	6	283
4/12	@ Iowa	W 10-6	38	10	12	29	5	0	4	9	10	3	0	9	1	1	0	0	0	0	5	286
4/13	@ Iowa	L 14-1	31	1	6	12	3	0	1	4	1	1	0	4	0	0	0	0	0	1	4	279
4/14	@ Iowa	W 11-8	38	11	11	14	3	0	0	3	10	7	0	7	5	1	2	0	1	0	10	280
4/18	GWINNETT	L 4-1	31	1	7	10	3	0	0	3	1	7	0	7	0	1	2	0	0	1	3	277
4/19	GWINNETT	L 6-2	31	2	6	14	2	0	2	4	2	3	0	7	2	0	0	0	0	1	5	272
4/20	GWINNETT	L 9-3	27	3	3	4	1	0	0	1	3	11	0	10	2	0	0	0	2	1	10	264
4/21	GWINNETT	L 7-3	35	3	9	13	1	0	1	2	3	4	0	8	1	0	0	0	0	1	9	264
4/22	GWINNETT	L 5-2	27	2	4	8	3	0	0	2	2	4	0	8	0	1	0	0	0	3	2	259
4/23	GWINNETT	W 5-3	31	3	12	15	3	0	0	2	5	4	0	7	6	1	0	0	0	0	6	265
4/25	@ Nashville	L 8-3	29	3	5	6	1	0	0	1	3	3	0	12	0	0	1	0	0	2	3	261
4/26	@ Nashville	L 5-0	30	0	4	5	1	0	0	1	0	2	0	7	3	0	0	0	0	2	5	255
4/27	@ Nashville	W 2-1	33	2	5	13	2	0	1	3	2	2	0	11	2	0	1	0	0	1	7	255
4/28	@ Nashville	L 4-3	37	3	5	5	0	0	1	0	0	8	0	9	0	0	1	0	0	0	3	251
4/29	@ Nashville	W 6-5 (10)	30	5	8	15	4	0	1	5	4	7	0	6	6	0	0	0	0	4	2	248
4/30	@ Nashville	W 10-6	34	10	11	23	3	0	3	6	10	7	0	9	3	0	1	1	3	1	9	253
5/2	LOUISVILLE	L 10-4	33	4	6	9	1	0	0	2	4	7	0	10	0	1	1	0	0	1	10	250
5/3	LOUISVILLE	L 7-4	34	4	10	13	3	0	0	3	4	2	0	6	0	0	0	0	0	3	5	252
5/4	LOUISVILLE	L 12-10	40	10	11	17	4	0	1	8	8	4	0	10	6	0	0	0	0	1	9	249
5/5	LOUISVILLE	W 6-2	30	6	5	12	1	0	2	3	6	3	0	10	3	0	0	0	0	0	3	250
5/6	LOUISVILLE	W 11-9	31	11	12	16	1	0	1	2	10	6	0	6	2	1	4	1	1	0	8	254
5/7	LOUISVILLE	L 4-3	35	3	8	17	1	1	2	4	3	2	0	10	2	0	0	0	0	0	7	253
5/9	@ Scranton/WB	L 14-2	31	2	4	8	1	1	1	2	3	0	0	5	0	0	0	0	0	0	7	250
5/10	@ Scranton/WB	L 4-3	31	3	5	11	1	1	1	3	3	7	0	8	3	1	1	0	0	1	9	247
5/11	@ Scranton/WB	W 4-3 (11)	36	4	4	8	1	0	1	2	2	7	0	9	3	0	1	0	0	2	6	243
5/12	@ Scranton/WB	W 3-2	32	3	8	10	2	0	0	2	3	2	0	7	1	1	0	0	1	0	5	243
5/13	@ Scranton/WB	L 8-6	37	6	14	21	4	1	3	5	6	1	0	8	3	1	1	0	0	0	6	248
5/14	@ Scranton/WB	W 6-3	33	6	7	20	2	1	3	6	2	6	0	13	2	1	0	0	0	0	6	247
5/16	TOLEDO	W 9-2	36	9	9	10	1	0	0	1	2	8	0	12	2	0	0	0	0	0	15	247
5/17	TOLEDO	W 16-8	41	16	18	34	7	0	3	10	15	5	0	9	3	0	2	0	0	1	8	253
5/18	TOLEDO	W 9-0	36	9	14	20	3	1	1	4	9	4	0	6	0	0	1	0	0	2	8	256
5/19	TOLEDO	W 9-1	32	9	12	18	4	1	0	5	8	8	0	7	5	1	1	0	0	1	9	259
5/20	TOLEDO	W 4-1	29	7	2	2	0	0	1	7	7	6	0	6	2	0	0	0	0	0	8	250
5/21	TOLEDO	W 8-4	35	8	12	28	2	1	4	7	7	6	0	6	2	0	0	0	0	1	9	257
5/23	@ St. Paul	W 6-1	35	6	10	18	5	0	1	6	6	4	0	11	0	0	0	0	1	2	7	258
5/24	@ St. Paul	L 6-5	38	5	11	15	1	0	1	2	5	6	0	12	1	1	2	0	0	1	12	259
5/25	@ St. Paul	L 8-6	36	6	10	16	3	0	1	4	6	7	0	6	6	0	0	0	0	1	12	259
5/26	@ St. Paul	W 4-4	32	6	8	9	1	0	0	1	3	8	0	7	7	1	1	0	0	2	8	259
5/27	@ St. Paul	L 14-1	28	1	6	9	0	0	0	1	1	7	0	8	0	2	1	0	0	4	8	258
5/28	@ St. Paul	L 10-6	34	6	11	12	1	1	0	1	5	3	0	5	2	0	0	0	0	4	4	260
5/30	MEMPHIS	W 7-6	34	7	12	24	4	1	2	7	3	1	0	5	0	2	1	0	0	1	6	261
5/31	MEMPHIS	L 9-4	37	4	9	9	0	0	0	0	3	1	0	10	3	0	1	0	0	1	3	261
6/1	MEMPHIS	L 12-6	34	6	9	20	2	0	3	5	6	6	0	10	1	0	1	0	0	2	8	261
6/2	MEMPHIS	W 10-9 (10)	40	10	13	20	4	0	1	5	9	3	0	8	4	1	0	2	1	0	8	263
6/3	MEMPHIS	L 4-2	31	2	6	7	1	0	0	1	1	6	0	11	0	0	0	0	0	1	8	261
6/4	MEMPHIS	L 6-5	37	5	12	13	1	0	0	1	4	6	0	8	2	0	0	0	0	2	11	263
6/6	@ Indianapolis	W 4-2	32	4	8	13	2	0	0	3	4	2	0	5	5	1	0	1	0	0	5	262
6/7	@ Indianapolis	W 9-7	33	9	10	16	3	0	1	4	9	10	0	7	5	0	1	0	2	2	10	263
6/8	@ Indianapolis	W 15-7	36	15	12	18	3	0	1	4	15	11	0	11	4	0	0	0	3	0	8	264
6/9	@ Indianapolis	W 6-2	39	6	13	19	3	0	1	4	6	0	0	8	2	0	1	0	0	1	7	266
6/10	@ Indianapolis	W 9-5	37	9	12	18	3	0	1	8	10	8	0	10	5	1	0	1	0	0	13	267
6/13	COLUMBUS	W 6-5	29	6	12	14	1	0	2	3	6	4	0	10	2	0	1	0	0	1	4	266
6/14	COLUMBUS	W 6-1	26	6	5	16	2	0	3	5	6	6	0	7	2	0	1	1	1	0	5	265
6/15	COLUMBUS	W 4-2	29	4	6	8	0	1	0	1	4	3	0	8	2	0	1	0	1	0	6	265
6/16	COLUMBUS	W 4-1	30	7	10	18	5	0	0	1	4	3	0	7	0	0	0	0	0	1	5	266
6/17	COLUMBUS	W 13-4	37	13	15	23	2	0	2	4	13	9	0	10	0	0	0	0	0	1	10	266
6/18	COLUMBUS	W 6-4	34	6	13	23	4	0	2	6	6	1	0	7	1	0	2	0	0	1	7	270
6/20	@ Rochester	L 5-4	31	4	7	8	1	0	0	1	4	7	0	10	0	2	0	0	1	1	8	269
6/21	@ Rochester	W 7-3	35	7	10	13	3	0	0	3	7	6	0	8	0	0	0	0	0	2	7	269
6/22	@ Rochester	W 8-4	37	8	11	16	2	0	1	3	7	3	0	12	2	0	1	0	0	1	6	270
6/23	@ Rochester	W 4-2	33	4	7	12	2	0	1	3	3	2	0	8	0	0	1	1	0	0	6	269
6/24	@ Rochester	L 3-2	30	2	5	11	1	1	1	3	2	6	0	11	1	0	0	1	0	1	8	268
6/25	@ Rochester	W 7-3	33	7	9	10	1	0	0	1	6	7	0	10	3	1	0	0	2	1	8	268
6/28	IOWA	L 9-2	30	2	5	6	1	0	0	1	2	3	0	9	1	0	0	1	0	1	5	267
6/29	IOWA																					
6/30	IOWA																					
7/1	IOWA																					
7/2	IOWA																					
7/3	IOWA																					
7/4	@ Gwinnett																					

HITTING

SERIES	OPPONENT	DATES	AVG	G	AB	R	H	TB	2B	3B	HR	RBI	BB	IBB	SO	SB	CS	OBP	SLG	OPS	PA	SAC	SF	HBP	GIDP
SERIES 1	@ Indianapolis	3/31 - 4/2	.331	3	121	28	40	62	5	1	5	28	19	0	27	10	0	.420	.512	.932	143	0	2	1	0
SERIES 2	TOLEDO	4/4 - 4/9	.258	6	198	37	51	100	9	2	12	34	28	0	61	5	2	.355	.505	.860	231	0	2	3	7
SERIES 3	@ Iowa	4/11 - 4/16	.269	4	145	28	39	75	15	0	7	27	12	0	26	6	2	.335	.517	.852	161	0	1	3	1
SERIES 4	GWINNETT	4/18 - 4/23	.225	6	182	16	41	64	11	0	4	16	29	0	50	11	3	.330	.352	.682	215	0	3	1	7
SERIES 5	@ Nashville	4/25 - 4/30	.212	6	193	23	41	67	11	0	5	21	20	0	52	11	1	.292	.347	.639	220	1	3	3	9
SERIES 6	LOUISVILLE	5/2 - 5/7	.256	6	203	38	52	84	10	2	6	35	24	0	48	13	2	.349	.414	.763	236	1	2	6	4
SERIES 7	@ Scranton/WB	5/9 - 5/14	.211	6	199	24	42	78	11	2	7	20	20	0	50	12	4	.290	.392	.682	224	0	2	3	3
SERIES 8	TOLEDO	5/16 - 5/21	.321	6	209	45	67	112	17	2	8	42	38	0	56	14	1	.433	.536	.969	252	0	1	4	5
SERIES 9	@ St. Paul	5/23 - 5/28	.276	6	203	30	56	79	11	0	4	26	35	0	49	16	4	.391	.389	.780	243	0	1	4	14
SERIES 10	MEMPHIS	5/30 - 6/4	.286	6	213	34	61	93	12	1	6	28	24	0	52	10	3	.365	.437	.802	243	2	1	3	7
SERIES 11	@ Indianapolis	6/6 - 6/11	.311	5	177	43	55	84	14	0	5	42	33	1	39	21	1	.414	.475	.889	221	1	7	3	3
SERIES 12	COLUMBUS	6/13 - 6/18	.303	6	185	39	56	102	14	1	10	39	26	0	49	7	1	.397	.551	.948	220	1	3	5	4
SERIES 13	@ Rochester	6/20 - 6/25	.246	6	199	32	49	70	10	1	3	28	31	0	59	6	3	.349	.352	.701	237	2	3	2	6
SERIES 14	IOWA	6/28 - 7/3																							
SERIES 15	@ Gwinnett	7/4 - 7/9																							
SERIES 16	INDIANAPOLIS	7/14 - 7/16																							
SERIES 17	ST. PAUL	7/18 - 7/23																							
SERIES 18	@ Columbus	7/25 - 7/30																							
SERIES 19	@ Louisville	8/1 - 8/6																							
SERIES 20	IOWA	8/8 - 8/13																							
SERIES 21	@ Toledo	8/15 - 8/20																							
SERIES 22	ST. PAUL	8/22 - 8/27																							
SERIES 23	LOUISVILLE	8/29 - 9/3																							
SERIES 24	@ Iowa	9/5 - 9/10																							
SERIES 25	INDIANAPOLIS	9/12 - 9/17																							
SERIES 26	@ Columbus	9/19 - 9/24																							

PITCHING

SERIES	OPPONENT	DATES	W	L	ERA	G	GS	CG	SHO	GF	HLD	SV	SVO	IP	H	R	ER	HR	HB	BB	IBB	SO	AVG	WP	BK	GIDP
SERIES 1	@ Indianapolis	3/31 - 4/2	3	0	3.33	3	3	0	0	3	0	1	1	27.0	27	10	10	2	3	9	0	25	.273	0	1	9
SERIES 2	TOLEDO	4/4 - 4/9	2	4	6.67	6	6	0	0	6	0	0	1	54.0	69	44	40	11	4	30	0	56	.303	2	1	6
SERIES 3	@ Iowa	4/11 - 4/16	2	2	9.00	4	4	0	0	4	2	1	1	34.0	41	37	34	8	6	17	1	42	.289	1	0	1
SERIES 4	GWINNETT	4/18 - 4/23	1	5	4.50	6	6	0	0	6	3	1	1	54.0	55	34	27	5	2	24	0	39	.268	10	1	6
SERIES 5	@ Nashville	4/25 - 4/30	2	4	4.85	6	6	0	0	6	6	1	4	52.0	57	30	28	5	3	26	0	43	.284	3	0	4
SERIES 6	LOUISVILLE	5/2 - 5/7	2	4	6.83	6	6	0	0	6	3	2	3	54.0	64	44	41	14	2	26	0	53	.298	4	1	2
SERIES 7	@ Scranton/WB	5/9 - 5/14	3	3	5.57	6	6	0	0	6	7	2	5	53.1	53	34	33	10	5	36	2	58	.272	3	0	9
SERIES 8	TOLEDO	5/16 - 5/21	4	2	3.83	6	6	0	1	6	3	0	0	54.0	55	26	23	8	5	22	0	55	.266	5	0	7
SERIES 9	@ St. Paul	5/23 - 5/28	2	4	5.94	6	6	0	0	6	1	1	3	50.0	58	43	33	6	3	29	0	51	.286	0	0	2
SERIES 10	MEMPHIS	5/30 - 6/4	2	4	6.71	6	6	0	0	6	4	1	3	55.0	55	46	41	13	0	39	0	56	.255	4	0	6
SERIES 11	@ Indianapolis	6/6 - 6/11	5	0	4.60	5	5	0	0	5	2	2	2	45.0	44	23	23	3	1	29	0	55	.254	1	0	4
SERIES 12	COLUMBUS	6/13 - 6/18	6	0	2.83	6	6	0	0	6	6	3	4	54.0	41	17	17	5	3	25	0	47	.209	4	0	5
SERIES 13	@ Rochester	6/20 - 6/25	4	2	3.10	6	6	0	0	6	7	1	2	52.1	46	20	18	7	3	26	1	51	.234	4	1	2.00
SERIES 14	IOWA	6/28 - 7/3																								
SERIES 15	@ Gwinnett	7/4 - 7/9																								
SERIES 16	INDIANAPOLIS	7/14 - 7/16																								
SERIES 17	ST. PAUL	7/18 - 7/23																								
SERIES 18	@ Columbus	7/25 - 7/30																								
SERIES 19	@ Louisville	8/1 - 8/6																								
SERIES 20	IOWA	8/8 - 8/13																								
SERIES 21	@ Toledo	8/15 - 8/20																								
SERIES 22	ST. PAUL	8/22 - 8/27																								
SERIES 23	LOUISVILLE	8/29 - 9/3																								
SERIES 24	@ Iowa	9/5 - 9/10																								
SERIES 25	INDIANAPOLIS	9/12 - 9/17																								
SERIES 26	@ Columbus	9/19 - 9/24																								

SERIES WINS: 5 (2 at Home, 3 on Road)

SERIES LOSSES: 6 (4 at Home, 2 on Road)

SERIES SPLITS: 2 (2 on Road)

STARTING PITCHERS

SERIES	OPPONENT	DATES	W	L	ERA	G	CG	SHO	IP	H	R	ER	2B	3B	HR	TB	BB	IBB	SO	WHIP	AVG	HBP	WP	BK	GDP	K/BB	NP	NS	TBF
SERIES 1	@ Indianapolis	3/31 - 4/2	0	0	6.55	3	0	0	11.0	13	8	8	2	1	2	23	4	0	13	1.55	.295	2	0	0	2	3.25	187	118	50
SERIES 2	TOLEDO	4/4 - 4/9	1	3	4.97	6	0	0	25.1	31	16	14	7	1	4	52	12	0	22	1.70	.290	0	1	0	3	1.83	484	299	120
SERIES 3	@ Iowa	4/11 - 4/16	0	2	17.51	4	0	0	12.1	20	24	24	6	0	7	47	10	0	16	2.43	.357	1	0	0	1	1.60	280	170	68
SERIES 4	GWINNETT	4/18 - 4/23	1	2	3.55	6	0	0	33.0	29	17	13	6	2	2	45	14	0	21	1.30	.246	0	3	0	5	1.50	514	321	137
SERIES 5	@ Nashville	4/25 - 4/30	1	2	5.23	6	0	0	31.0	32	18	18	8	1	4	54	11	0	20	1.39	.274	1	1	0	2	1.82	534	348	132
SERIES 6	LOUISVILLE	5/2 - 5/7	1	3	8.13	6	0	0	27.2	37	25	25	5	1	10	74	9	0	21	1.66	.325	1	0	0	1	2.33	478	308	125
SERIES 7	@ Scranton/WB	5/9 - 5/14	1	1	5.92	6	0	0	24.1	28	16	16	8	0	5	51	15	0	24	1.77	.298	2	0	0	2	1.60	458	279	111
SERIES 8	TOLEDO	5/16 - 5/21	1	1	5.26	6	0	0	25.2	32	15	15	9	0	6	59	12	0	20	1.71	.311	1	2	0	4	1.67	456	271	116
SERIES 9	@ St. Paul	5/23 - 5/28	2	1	3.33	6	0	0	27.0	26	10	10	5	0	0	31	10	0	21	1.33	.255	0	0	0	2	2.10	432	278	112
SERIES 10	MEMPHIS	5/30 - 6/4	1	2	6.00	6	0	0	30.0	33	23	20	6	1	10	71	14	0	29	1.57	.277	0	2	0	3	2.07	555	336	135
SERIES 11	@ Indianapolis	6/6 - 6/11	3	0	5.25	5	0	0	24.0	24	14	14	5	2	3	42	13	0	27	1.54	.258	1	0	0	2	2.08	419	253	107
SERIES 12	COLUMBUS	6/13 - 6/18	4	0	2.35	6	0	0	30.2	23	8	8	2	0	5	40	13	0	16	1.17	.211	2	1	0	5	1.23	463	288	125
SERIES 13	@ Rochester	6/20 - 6/25	3	0	2.79	6	0	0	29.0	29	11	9	6	0	5	50	7	0	25	1.24	.261	1	1	1	2	3.57	491	324	123
SERIES 14	IOWA	6/28 - 7/3																											
SERIES 15	@ Gwinnett	7/4 - 7/9																											
SERIES 16	INDIANAPOLIS	7/14 - 7/16																											
SERIES 17	ST. PAUL	7/18 - 7/23																											
SERIES 18	@ Columbus	7/25 - 7/30																											
SERIES 19	@ Louisville	8/1 - 8/6																											
SERIES 20	IOWA	8/8 - 8/13																											
SERIES 21	@ Toledo	8/15 - 8/20																											
SERIES 22	ST. PAUL	8/22 - 8/27																											
SERIES 23	LOUISVILLE	8/29 - 9/3																											
SERIES 24	@ Iowa	9/5 - 9/10																											
Series 25	INDIANAPOLIS	9/12 - 9/17																											
Series 26	@ Columbus	9/19 - 9/24																											

RELIEVERS

SERIES	OPPONENT	DATES	W	L	ERA	G	HLD	SV	SVO	IP	H	R	ER	2B	3B	HR	TB	BB	IBB	SO	WHIP	AVG	HBP	WP	BK	GDP	K/BB	NP	NS	TBF	IR	IRS
SERIES 1	@ Indianapolis	3/31 - 4/2	3	0	1.13	3	0	1	1	16.0	14	2	2	4	0	0	18	5	0	12	1.19	.255	1	0	1	7	2.40	218	132	61	1	1
SERIES 2	TOLEDO	4/4 - 4/9	1	1	8.16	6	0	0	1	28.2	38	28	26	9	1	7	70	18	0	34	1.95	.314	4	1	1	3	1.89	579	345	143	7	5
SERIES 3	@ Iowa	4/11 - 4/16	2	0	4.15	4	2	1	1	21.2	21	13	10	8	1	1	34	7	1	26	1.29	.244	5	1	0	0	3.71	374	229	99	4	4
SERIES 4	GWINNETT	4/18 - 4/23	0	3	6.00	6	3	1	1	21.0	26	17	14	5	0	3	40	10	0	18	1.71	.299	2	7	1	1	1.80	379	235	102	5	4
SERIES 5	@ Nashville	4/25 - 4/30	1	2	4.29	6	6	1	4	21.0	25	12	10	2	0	1	30	15	0	23	1.90	.298	2	2	0	2	1.53	414	237	103	14	3
SERIES 6	LOUISVILLE	5/2 - 5/7	1	1	5.47	6	3	2	3	26.1	27	19	16	4	0	4	43	17	0	32	1.67	.267	1	4	1	1	1.88	489	293	121	9	5
SERIES 7	@ Scranton/WB	5/9 - 5/14	2	2	5.28	6	7	2	5	29.0	25	18	17	2	0	5	42	21	2	34	1.59	.248	3	3	0	7	1.62	538	318	126	12	3
SERIES 8	TOLEDO	5/16 - 5/21	3	1	2.54	6	3	0	0	28.1	23	11	8	5	0	2	34	10	0	35	1.16	.221	4	3	0	3	3.50	503	303	119	10	3
SERIES 9	@ St. Paul	5/23 - 5/28	0	3	9.00	6	1	1	3	23.0	32	33	23	5	2	6	59	19	0	30	2.22	.317	3	0	0	0	1.58	498	285	124	8	5
SERIES 10	MEMPHIS	5/30 - 6/4	1	2	7.56	6	4	1	3	25.0	22	23	21	3	0	3	34	25	0	27	1.88	.227	0	2	0	3	1.08	528	308	123	18	9
SERIES 11	@ Indianapolis	6/6 - 6/11	2	0	3.86	5	2	2	2	21.0	20	9	9	3	0	0	23	16	0	28	1.71	.250	0	1	0	2	1.75	388	237	98	14	2
SERIES 12	COLUMBUS	6/13 - 6/18	2	0	3.47	6	6	3	4	23.1	18	9	9	4	1	0	24	12	0	31	1.29	.207	1	3	0	0	2.58	385	252	101	9	3
SERIES 13	@ Rochester	6/20 - 6/25	1	2	3.47	6	7	1	2	23.1	17	9	9	4	1	2	29	19	1	26	1.54	.198	2	3	0	0	1.37	429	255	108	5	0
SERIES 14	IOWA	6/28 - 7/3																														
SERIES 15	@ Gwinnett	7/4 - 7/9																														
SERIES 16	INDIANAPOLIS	7/14 - 7/16																														
SERIES 17	ST. PAUL	7/18 - 7/23																														
SERIES 18	@ Columbus	7/25 - 7/30																														
SERIES 19	@ Louisville	8/1 - 8/6																														
SERIES 20	IOWA	8/8 - 8/13																														
SERIES 21	@ Toledo	8/15 - 8/20																														
SERIES 22	ST. PAUL	8/22 - 8/27																														
SERIES 23	LOUISVILLE	8/29 - 9/3																														
SERIES 24	@ Iowa	9/5 - 9/10																														
SERIES 25	INDIANAPOLIS	9/12 - 9/17																														
SERIES 26	@ Columbus	9/19 - 9/24																														