



**SOD  
POODLES  
BASEBALL  
CLUB**

# NEWS & NOTES

**HODGETOWN**

**715 S. BUCHANAN ST**

**AMARILLO, TEXAS 79101**

**806-803-7762**

**TWITTER: @SODPOODLES**

Sod Poodles PR Department: Director, Cory Hilborne - CoryH@SodPoodles.com, 806-803-9614

**Amarillo Sod Poodles (24-28)**

**RHP Jamison Hill (0-4, 5.94 ERA)**

**VS.**

**Midland RockHounds (26-26)**

**RHP Ryan Cusick (3-2, 3.14 ERA)**

Wednesday, June 7, 2023 • 6:30 PM CT • Momentum Bank Ballpark • Radio: KVWE-102.9 FM • Game 53 • Away Game 29

## UPCOMING GAMES

DAY	DATE	OPPONENT	PROBABLE PITCHERS	TIME (CT)	RADIO
Thur	June 8	@MID	RHP Chad Patrick (2-5, 4.89 ERA) vs. RHP Royber Salinas (1-4, 5.70 ERA)	7:00 PM	KVWE-102.9 FM
Fri	June 9	@MID	RHP Deyni Olivero (2-4, 7.78 ERA) vs. RHP Blake Beers (1-1, 5.59 ERA)	7:00 PM	KVWE-102.9 FM
Sat	June 10	@MID	RHP Jeff Bain (1-2, 5.53 ERA) vs. RHP Jack Cushing (1-2, 4.70 ERA)	7:00 PM	KVWE-102.9 FM

## SEASON RESULTS

Date	Site	Result
5/9	MID	L, 11-9
5/10	MID	W, 6-3
5/11	MID	L, 16-6
5/12	MID	L, 6-1
5/13	MID	PPD
5/14 (1)	MID	W, 10-1 (7)
5/14 (2)	MID	L, 13-1 (7)
6/6	@MID	W, 8-4
6/7	@MID	
6/8	@MID	
6/9	@MID	
6/10	@MID	
6/11	@MID	

## MIDLAND SERIES CAPSULE

2023 at Home: 2-4  
2023 on Road: 1-0  
All-Time at Home: 26-23  
All-Time on Road: 22-17  
All-Time Totals: 48-40

## STREAKS

Last 5 Games: 3-2  
Last 10 Games: 7-3  
Longest 2023 Winning Streak: 5  
Longest 2023 Losing Streak: 4 (2x)  
All-Time W/L: 222-223

## LEAGUE STANDINGS

### NORTH (W-L-PCT-GB)

TULSA	35-17 .673 --
ARKANSAS	33-19 .635 2.0
SPRINGFIELD	24-28 .462 11.0
WICHITA	21-30 .412 13.5
NW ARKANSAS	20-32 .385 15.0

### SOUTH (W-L-PCT-GB)

SAN ANTONIO	28-24 .538 --
MIDLAND	26-26 .500 2.0
CORPUS CHRISTI	25-27 .481 3.0
AMARILLO	24-28 .462 4.0
FRISCO	23-28 .451 4.5

## TEAM LEADERS

**AVERAGE:** .369 - Bliss  
**HITS:** 72 - Bliss  
**2B:** 15 - Bliss  
**TRIPLES:** 3 (2x) - Bliss, Roberts & Vukovich  
**HOME RUNS:** 8 - Tawa & Vukovich  
**RBI:** 31 - Vukovich  
**OBP:** .400 - Bliss  
**STOLEN BASES:** 18 - Bliss  
**SO (P):** 58 - Albright  
**SAVES:** 4 - Backhus  
**ERA:** 2.70 - Saalfank  
**WINS:** 4 - Albright

## ATTENDANCE

Last: 5,636  
Total: 113,145  
Average: 5,143  
No. of Sellouts: 8

**ON TAP:** Game two of the series in Midland continues with RHP Jamison Hill taking the mound for Amarillo. Wednesday will face the RockHounds for the third time this season. In his previous two starts, Hill has suffered the loss, allowing six earned runs on just four hits (2 HR).

Midland will send out RHP Ryan Cusick, who will be making his second start in 2023 against Amarillo. In his last appearance against the Sodpoodles, Cusick tossed 3.2 IP with two hits against him and did not allow a run. He worked around five walks in the outing on May 14.

**GOOD NIGHT, ALBRIGHT:** Sod Poodles right-hander Luke Albright tossed his second quality start in his last three outings, going 6.0 IP with two earned runs to earn his fourth win of the season. Albright picked up the first quality start of the season by a Sod Poodle, doing so on May 25th in San Antonio. He now is the first Sod Poodle to have two quality starts after his start on Tuesday. His 58 strikeouts on the year pace all Amarillo starters as do his 48.1 IP through 11 starts in 2023. His strikeouts & IP rank 2nd and 4th respectively in the D-backs' farm system and only Blake Walston (5) has more wins in the organization this year.

**DOUBLE THE FUN:** After being held hitless through the first five innings, Amarillo broke through thanks to four RBI Doubles in the top of the sixth inning. Jordan Lawalr roped the first and A.J. Vukovich followed suit right behind Lawalr. Adrian Del Castillo and Caleb Roberts picked up the other two in the sixth inning. Vukovich added his second double of the game in the top of the ninth inning. All five extra-base hits for Amarillo on Tuesday were doubles, the second time Amarillo has muscled five doubles in a game this season. They last did so back on April 12 vs. Corpus Christi.

**HE'S MORE THAN MIDWEST NICE:** After going 2-for-5 with a pair of doubles, two runs scored, and RBI, A.J. Vukovich raised his AVG to .262 on the season. A former fourth-round pick out of East Troy High School in Wisconsin, Vukovich extended his current hitting streak to seven games, tied for the best active streak on the team. Since the start of the Springfield series last week, Vukovich is hitting .357 (10-for-28) with four doubles, a triple, three home runs, 10 RBI, and nine runs scored. His 31 RBI this season are tops on the club and fifth-most in the D-backs farm system.

**TIMMY TWO HITS:** Tim Tawa had a two-hit night, his 11th multi-hit game this season. He is tied with A.J. Vukovich for the longest active hit streak on the team, hitting safely in each of his last seven games as well. During his stretch, the former Stanford Cardinal is hitting .385 (10-for-26) with a double, four homers, and eight RBI. Three of his 11 total multi-hit games have come in the last seven games during this stretch.

**RISP-Y BUSINESS:** After going 5-for-17 with RISP in Tuesday's win, Amarillo still sits tied atop the Texas League as a team, hitting .281 collectively. The Sod Poodles have done a lot of damage with RISP to the tune of 49 XBH including a league-best 29 doubles and six triples to go along with the 14 HR. On the current active roster, Amarillo currently has six players hitting north of .300 with RISP.

**OIL PAN CUP** update: The 24-game-long season series between the two teams currently sits at 4-3 in favor of the RockHounds in 2023. Through the first three seasons, Amarillo has won the Oil Pan Cup twice (2019, 2022) with Midland taking home the Cup in 2021.

## SOD POODLES BREAKDOWN

At Home: 12-12  
On the Road: 12-16  
Day Games: 3-6  
Night Games: 21-22  
vs. RHP: 20-24  
vs. LHP: 4-4  
First Half: 24-28  
Second Half: 0-0  
April: 11-10  
May: 10-16  
June: 3-2  
July: 0-0  
August: 0-0  
September: 0-0  
Monday: 0-0  
Tuesday: 3-6  
Wednesday: 6-2  
Thursday: 3-5  
Friday: 2-6  
Saturday: 5-4  
Sunday: 5-5

Scoring First: 14-9  
Opponent Scoring First: 10-19  
Extra Innings: 2-2  
Doubleheaders: 2-2  
Commit An Error: 11-19  
Commit No Errors: 13-9  
Walk-Off Wins: 2  
Walk-Off Losses: 2

vs. North 1st Half: 7-5  
vs. South 1st Half: 17-23  
vs. North 2nd Half: 0-0  
vs. South 2nd Half: 0-0

Scoring 4+ Runs: 17-17  
Opp. Scoring 4+ Runs: 7-26  
Scoring 3 Or Fewer Runs: 7-11  
Opp. Scoring 3 Or Fewer Runs: 17-2  
Out-Hit Opponent/Tie: 21-11  
Out-Hit By Opponent: 3-17  
Lead After 6: 18-4  
Trail After 6: 5-23  
Tied After 6: 1-1  
Lead After 7: 20-2  
Trail After 7: 2-23  
Tied After 7: 1-3  
Lead After 8: 20-1  
Trail After 8: 1-25  
Tied After 8: 1-2

## Series (W-L-T): 2-4-3

Game 1: 3-7  
Game 2: 7-2  
Game 3: 4-5  
Game 4: 2-6  
Game 5: 5-3  
Game 6: 3-5  
Series Sweeps: 0  
Series Been Swept: 0





# STARTING PITCHER



## #16 JAMISON HILL - RHP

HEIGHT: 6'1"

WEIGHT: 180

B/T: R/R

AGE: 23 (3/28/1999 in San Diego, CA)

10 G (9 GS)

0-4

40/31 K/BB

5.94 ERA

LAST WIN: 9/18/2022 @ SA

LAST SAVE: None

LONGEST 2023 OUTING: 4.2 Innings (6/1 vs. SPR)

LAST HOME RUN ALLOWED: 5/20/2023 @ FRI (Liam Hicks, 6th inning, grand slam)

CAREER VS. MID: 0-2, 2 GS, 9.00 ERA, 6.0 IP, 4 H, 6 R, 6 ER, 2 HR, 5 K, 9 BB

Rated the 50th best right hander in California by Perfect Game in 2017.

Signed by the Arizona Diamondbacks as a minor league free agent on July 22, 2021 out of Fresno State (Fresno, CA).

Made his professional and Low-A debut on 9/9/2021 in Visalia threads and went 4.0 innings and allowed one (1) unearned run on two (2) hits while punching out three (3) batters.

He only played one (1) other game in 2021 (9/16) where he held his opponent scoreless through 3.0 innings while walking two (2) and punching out three (3) in the process.

In his first game at HODGETOWN (9/1/2022 vs. FRI), went 4.0 innings and allowed just one (1) earned run on two (2) knocks and two (2) walks while punching out a pair of batters, good for his best outing at HODGETOWN in 2022 with his only other outing being on 9/7 (4.0 IP, 7 H, 5 ER, 2 BB).

On 7/29/2022, he set a Hillsboro Hops franchise record 13 punch outs in a single contest, also good for his career high in a single game.

During his time as a Hop across 21 games (4/14-8/21/2022), held the throne for wins (7), punch outs (115) and innings pitched (103.1) among qualified players...Additionally, he shared 1st place in GS (21).

## CAREER STATS

YEAR	TEAM	W-L	ERA	G	GS	CG	SHO	IP	H	R	ER	HR	HB	BB	SO	WP	GIDP	BAA
2021	Visalia (A-)	0-0	0.00	2	2	0	0	7.0	4	1	0	0	0	2	6	0	0	.167
2022	Visalia (A-)	0-1	4.50	1	0	0	0	4.0	4	3	2	0	0	2	2	0	0	.286
	Hillsboro (A+)	7-7	4.35	21	21	0	0	103.1	82	56	50	9	7	46	115	12	6	.216
	Amarillo (AA)	1-0	6.30	5	4	0	0	20.0	26	14	14	4	1	8	12	2	1	.321
2023	Amarillo (AA)	0-4	5.94	10	9	0	0	33.1	28	22	22	3	6	31	40	2	2	.224
MINOR LEAGUE TOTALS		8-12	4.72	39	36	0	0	167.2	144	96	88	16	14	89	175	16	9	.231

## 2023 HIGHS

INNINGS: 4.2 IP (6/1 vs. SPR)

HITS: 6 (4/21 @ NWA)

RUNS: 5 (2x: Last: 5/20 @ FRI)

EARNED RUNS: 5 (2x: Last: 5/20 @ FRI)

STRIKEOUTS: 7 (4/21 @ NWA)

WALKS: 5 (5/9 vs. MID)

HOME RUNS: 2 (5/9 vs. MID)

CONSECUTIVE WINS:

CONSECUTIVE LOSSES: 2 (5/9-14 vs MID)

SHORTEST START: 2.0 IP (5/14 vs. MID, G2)

PITCHES THROWN: 80 (6/1 vs SPR)

## CAREER HIGHS

INNINGS: 7.0 IP (7/10/22 vs. EUG (HIL))

HITS: 8 (8/10/22 vs. SPO (HIL))

RUNS: 7 (6/23/22 vs. VAN (HIL))

EARNED RUNS: 7 (6/23/22 vs. VAN (HIL))

STRIKEOUTS: 13 (7/29/22 @ EUG (HIL))

WALKS: 5 (3x: Last: 5/9/23 vs. MID)

HOME RUNS: 2 (4x: Last: 5/9/23 vs. MID)

CONSECUTIVE WINS: 3 (6/29-7/10/2022)

CONSECUTIVE LOSSES: 2 (3x: Last - 5/9-14/23)

SHORTEST START: 1.2 IP (6/23/2022 vs. VAN (HIL))

PITCHES THROWN: 99 (7/29/2022 @ EUG (HIL))

## 2023 SPLITS

VS. RIGHT: .222/.430/.302, 14 H, 2 2B, HR, 8 RBI, 20 K, 17 BB

VS. LEFT: .226/.368/.355, 14 H, 2 2B, 2 HR, 12 RBI, 20 K, 14 BB

HOME: 5 G, 0-2, 4.74 ERA, 19.0 IP, 10 ER, 12 H, 2 HR, 20 K, 16 BB

ROAD: 5 G, 0-2, 7.53 ERA, 14.1 IP, 12 ER, 16 H, HR, 20 K, 15 BB

W/ RISP: .225/.415/.400, 9 H, 2B, 2 HR, 19 RBI, 15 K, 11 BB

DAY: 2 G, 0-2, 9.00 ERA, 6.0 IP, 6 ER, 4 H, 2 HR, 5 K, 9 BB

NIGHT: 8 G, 0-2, 5.27 ERA, 27.1 IP, 24 H, 16 ER, HR, 35 K, 22 BB

TEAM W/L IN STARTS: 4-5

## OPPOSING STARTER - RHP RYAN CUSICK (3-2, 3.14 ERA)

CAREER VS. AMA: 0-1, 7.83 ERA, 3 GS, 9.2 IP, 13 H, 8 R, 8 ER, 2 HR, 8 K, 7 BB

## BATTER-PITCHER MATCH-UPS (2023)

SOD POODLES VS. RYAN CUSICK:									ROCKHOUNDS VS. JAMISON HILL:								
PLAYER	H	AB	AVG	XBH	HR	RBI	BB	SO	PLAYER	H	AB	AVG	XBH	HR	RBI	BB	SO
Dalesandro, N	1	2	.500	0	0	0	0	0	Harris, B	1	1	1.000	0	0	0	2	0
Enriquez, R	1	2	.500	0	0	0	0	0	Deichmann, G	1	2	.500	1	1	1	1	1
De Los Santos, D	0	2	.000	0	0	0	0	1	Hernaiz, D	2	4	.500	1	1	3	0	0
Lawlar, J	0	2	.000	0	0	0	0	1	Bowman, C	0	3	.000	0	0	0	2	1
Bliss, R	0	0	.000	0	0	0	2	0	Butler, L	0	3	.000	0	0	0	0	1
Del Castillo, A	0	2	.000	0	0	0	0	0	Calabuig, C	0	2	.000	0	0	0	0	1
Tawa, T	0	0	.000	0	0	0	2	0	Simoneit, W	0	1	.000	0	0	0	0	1
									Armenteros, L	0	0	.000	0	0	1	1	0
									Clarke, D	0	2	.000	0	0	0	1	0
									Davidson, L	0	2	.000	0	0	0	0	0
									Guldborg, M	0	1	.000	0	0	0	0	0
									McGuire, S	0	1	.000	0	0	0	1	0
									Schwarz, J	0	0	.000	0	0	1	1	0

## THURSDAY'S STARTER - RHP CHAD PATRICK (2-5, 4.89 ERA)

The Right Hander out of Division II Purdue Northwest (Purdue Northwest, IN) has settled into a groove as of late. In his last start against Springfield in Game 1 on June 3, Patrick spun 5.0 IP with two earned runs allowed on five hits. He struck out four in the outing, working around five walks. Over his last six starts since the start of May, Patrick is 2-1 with a 2.30 ERA over 31.1 IP. He has 36 strikeouts to just 17 walks and is holding opponents to a .189 BAA.



🦉 Posted a .981 fielding percentage behind the dish while throwing out 58 percent of would be base stealers (18-of-31) in 2022.



#13 DEYVISON DE LOS SANTOS - INF 2023 HIGHS: Hits - 3, Runs - 2, RBI - 3, HR - 1, 2B - 1, 3B - 0, BB - 2, K - 3, SB - 1														
HEIGHT: 6'1" WEIGHT: 185 B/T: R/R AGE: 19 (6/21/1993 in Santo Domingo, Dominican Republic) 2023 SPLITS:														
G	AVG	OBP	SLG	AB	R	H	2B	3B	HR	RBI	BB	SB/ATT	SO	V.RHP
46	.192	.272	.297	172	21	33	3	0	5	18	17	2/2	47	.177
<b>LAST GAME:</b> 0-for-4, BB <b>LAST HOME RUN:</b> 5/31/23 vs. SPR off Shreve <b>CURRENT HITTING:</b> 0 <b>MID SERIES:</b> <b>LAST MULTI-HIT GAME:</b> 5/31/23 vs. SPR (3-for-5) <b>SEASON LONG HITTING:</b> 3 <b>SPR SERIES:</b> 5-for-23, HR, 4 RBI, SB, 3 R, 7 K <b>CURRENT ON-BASE:</b> 3 <b>SEASON-LONG ON-BASE:</b> 7														

- 👉 Back-to-back D-backs' Minor League Player of the Month in June and July, 2022.
- 👉 Named the NWL Player of the Week (7/31/22), MiLB.com Organization All-Star (2022) and Single-A Postseason All-Star (Baseball America).
- 👉 Collected a hit in 13-of-18 games in April, 2022 to begin the season which encompassed a pair of 3-hit games.
- 👉 Combined to hit .403 (75-for-186) with 12 doubles, two triples, nine home runs, 35 RBI in 46 games between Visalia and Hillsboro in June and July, 2022
- 👉 Won the batting title in the California League in 2022, hitting .329 in 78 games played for Visalia despite a promotion to Hillsboro on July 22, 2022.

#3 ADRIAN DEL CASTILLO - C 2023 HIGHS: Hits - 2, Runs - 3, RBI - 3, HR - 1, 2B - 1, 3B - 0, BB - 3, K - 3, SB - 1														
HEIGHT: 5'9" WEIGHT: 208 B/T: L/R AGE: 23 (9/27/1999 in Miami, FL) 2023 SPLITS:														
G	AVG	OBP	SLG	AB	R	H	2B	3B	HR	RBI	BB	SB/ATT	SO	V.RHP
41	.250	.342	.414	140	21	35	8	0	5	19	22	2/3	44	.248
<b>LAST GAME:</b> 1-for-4, 2B, RBI, R, BB, K <b>LAST HOME RUN:</b> 5/31/23 vs. SPR off Escobar <b>CURRENT HITTING:</b> 2 <b>MID SERIES:</b> 1-for-4, 2B, RBI, R, BB, K <b>LAST MULTI-HIT GAME:</b> 6/4/23 vs. SPR (2-for-4) <b>SEASON LONG HITTING:</b> 10 <b>SPR SERIES:</b> 5-for-13, 2 HR, 2 2B, 5 RBI, 4 BB, 3 R, 5 K <b>CURRENT ON-BASE:</b> 13 <b>SEASON-LONG ON-BASE:</b> 13														

- 👉 Selected by the Chicago White Sox in the 36th round of the 2018 MLB draft but declined to play ball at the University of Miami.
- 👉 Made his professional debut on 7/31/2021 with the ACL Diamondbacks (ROK) and after just two (2) appearances in Rookie ball, he was promoted to Low-A Visalia.
- 👉 He earned a hit in 43 of his 86 games played (2022) with 17 of those being multi-hit efforts, good for logging multiple hits in 39% of games that he knocks.
- 👉 Earned the 7th most homers (7), 6th most hits (57), 5th most total bags (99) and 4th most doubles (17) amongst qualified Hillsboro Hops in 2022.
- 👉 Launched two homers in 18 games played in April this season and then went back-to-back from 5/30-5/31, swatting five in 2023 by May's end.

#26 CAMDEN DUZENACK - INF 2023 HIGHS: Hits - 3, Runs - 1, RBI - 3, HR - 0, 2B - 2, 3B - 0, BB - 1, K - 1, SB - 0														
HEIGHT: 5'7" WEIGHT: 170 B/T: R/R AGE: 28 (3/8/1995 in Melissa, TX) 2023 SPLITS:														
G	AVG	OBP	SLG	AB	R	H	2B	3B	HR	RBI	BB	SB/ATT	SO	V.RHP
12	.282	.408	.359	39	2	11	3	0	0	7	7	0/1	6	.273
<b>LAST GAME:</b> 0-for-2, BB, K <b>LAST HOME RUN:</b> 9/9/22 @ SL (RNO) off Valdez <b>CURRENT HITTING:</b> 0 <b>MID SERIES:</b> 0-for-2, BB, K <b>LAST MULTI-HIT GAME:</b> 6/3/23 vs. SPR, G1 (2-for-3) <b>SEASON LONG HITTING:</b> 5 <b>SPR SERIES:</b> 4-for-10, 2 RBI, BB, 2 K <b>CURRENT ON-BASE:</b> 12 <b>SEASON-LONG ON-BASE:</b> 12														

- 👉 Duzenack is entering his 6th professional season, having spent time at every level of minor league ball from Rookie to Triple-A.
- 👉 In his debut season (2017), he belted 16 doubles, a triple, and three homers in 222 AB's with A(Short) Hillsboro, slugging .410 that year.
- 👉 He logged 318 Triple-A at-bats last season with Reno, slashing .261/.308/.465 while sending 13 balls over the wall accompanied by 20 two-baggers and three triples.
- 👉 Earned Amarillo's second walk-off win on 5/31/23 after poking a two RBI single while the club was down by one run with two outs and the bases loaded.

#17 ROBY ENRIQUEZ - OF 2023 HIGHS: Hits - 2, Runs - 2, RBI - 2, HR - 0, 2B - 1, 3B - 0, BB - 2, K - 3, SB - 1														
HEIGHT: 6'2" WEIGHT: 210 B/T: L/L AGE: 26 (3/21/1997 in Carolina, Puerto Rico) 2023 SPLITS:														
G	AVG	OBP	SLG	AB	R	H	2B	3B	HR	RBI	BB	SB/ATT	SO	V.RHP
35	.241	.346	.293	116	16	28	6	0	0	9	16	2/3	27	.258
<b>LAST GAME:</b> 4-for-4, R <b>LAST HOME RUN:</b> 9/7/22 vs. ARK off Weiman <b>CURRENT HITTING:</b> 1 <b>MID SERIES:</b> <b>LAST MULTI-HIT GAME:</b> 6/4/23 vs. SPR (4-for-4) <b>SEASON LONG HITTING:</b> 5 <b>SPR SERIES:</b> 4-for-7, 2 R, K <b>CURRENT ON-BASE:</b> 1 <b>SEASON-LONG ON-BASE:</b> 11														

- 👉 Signed by the Arizona Diamondbacks as a minor league free agent on December 22, 2021 out of Indiana State University (Terre Haute, IN).
- 👉 He is in a four (4) way tie for first for the most four (4) hit performances by a Sod Poodle in 2022 with two (2) four (4) hit outings.
- 👉 He had 26 multi-hit performances last season with three (3) being of the three (3) hit variety...24 of those were achieved in Sod Poodles threads.
- 👉 He logged a hit in 44 out of 51 straight games (6/4-8/25/2022) which encompassed a 12 game hit streak (7/6-7/24).
- 👉 The lefty-bat poked 20 of his first 22 hits this season off of right-handed pitching and 14 of them while at home.

#11 JORDAN LAWLAR - INF 2023 HIGHS: Hits - 3, Runs - 2, RBI - 4, HR - 1, 2B - 1, 3B - 1, BB - 2, K - 4, SB - 2														
HEIGHT: 6'2" WEIGHT: 190 B/T: R/R AGE: 20 (7/17/2002 in Carrollton, TX) 2023 SPLITS:														
G	AVG	OBP	SLG	AB	R	H	2B	3B	HR	RBI	BB	SB/ATT	SO	V.RHP
43	.215	.323	.405	163	25	35	8	1	7	23	23	13/15	51	.193
<b>LAST GAME:</b> 2-for-5, 2B, RBI, R <b>LAST HOME RUN:</b> 6/3/23 vs. SPR, G1 off Hernandez <b>CURRENT HITTING:</b> 1 <b>MID SERIES:</b> 2-for-5, 2B, RBI, R <b>LAST MULTI-HIT GAME:</b> 6/6/23 @ MID (2-for-5) <b>SEASON LONG HITTING:</b> 9 <b>SPR SERIES:</b> 7-for-21, 2 2B, 2 HR, 4 RBI, BB, SB, 5 R, 5 K <b>CURRENT ON-BASE:</b> 1 <b>SEASON-LONG ON-BASE:</b> 13														

- 👉 Made his professional debut on 8/21, going 1-for-2 with a double, walk, and stolen base. Played just two games before suffering a season-ending labrum tear.
- 👉 Hit .278 (10-for-36) with a double, triple, two home runs, and seven RBI in 11 games in the Arizona Fall League...Had his time cut short after suffering a broken scapula.
- 👉 Collected a hit in his Hillsboro debut on 7/4/2022 against Eugene...Had two separate five-game hit streaks as a Hop including his final five games.
- 👉 Currently ranked as the D-backs' no. 1-rated prospect and the no. 8 overall prospect by MLB Pipeline.



#7 CALEB ROBERTS - OF														
2023 HIGHS: Hits - 3, Runs - 3, RBI - 3, HR - 1, 2B - 2, 3B - 1, BB - 4, K - 3, SB - 1														
HEIGHT: 6'1" WEIGHT: 195 B/T: L/R AGE: 23 (2/9/2000 in West Palm Beach, FL) 2023 SPLITS:														
G	AVG	OBP	SLG	AB	R	H	2B	3B	HR	RBI	BB	SB/ATT	SO	V. RHP
25	.237	.327	.441	93	16	22	4	3	3	22	13	4/4	32	.234
LAST GAME: 1-for-4, 2B, RBI, 2 R, BB, 2 K LAST HOME RUN: 6/3/23 vs. SPR, G1 off Lunn														
MID SERIES: 1-for-4, 2B, RBI, 2 R, BB, 2 K LAST MULTI-HIT GAME: 5/24/23 @ SA (2-for-3)														
SPR SERIES: 3-for-17, 3B, HR, 4 RBI, 4 BB, 3 R, 2 K														
CURRENT HITTING: 1 SEASON LONG HITTING: 5 CURRENT ON-BASE: 1 SEASON-LONG ON-BASE: 7														

- 🧠 Ranked the number 6 catcher and number 72 overall prospect out of Florida by Perfect Game.
- 🧠 During his time in Hillsboro (4/8-9/4/2022), held down the two (2) spot for AVG (.234, 91-for-389), RBI (55), SLG (.380), 2B (24), XBH (36), TB (148) and R (57).
- 🧠 Posted a .323 AVG (10-for-31) in AMA threads across nine (9) games (9/6-9/18/2022), good for the 2nd best AVG on the club during this stretch.
- 🧠 One of his 26 multi-hit efforts last season (8/24, HIL) encompassed a career high two (2) homers in the same game.
- 🧠 In his first 19 games at the Double-A level, he launched two long balls with both coming in his first 10 games this season.

#10 TIM TAWA - OF														
2023 HIGHS: Hits - 3, Runs - 3, RBI - 3, HR - 1, 2B - 2, 3B - 0, BB - 2, K - 3, SB - 1														
HEIGHT: 6'0" WEIGHT: 196 B/T: R/R AGE: 23 (4/7/1999 in West Linn, OR) 2023 SPLITS:														
G	AVG	OBP	SLG	AB	R	H	2B	3B	HR	RBI	BB	SB/ATT	SO	V. RHP
44	.239	.317	.434	159	26	38	7	0	8	27	18	2/3	44	.248
LAST GAME: 2-for-3, RBI LAST HOME RUN: 6/4/23 vs. SPR off Gragg														
MID SERIES: 2-for-3, RBI LAST MULTI-HIT GAME: 6/6/23 @ MID (2-for-3)														
SPR SERIES: 6-for-18, 3 HR, 4 RBI, BB, 4 R, 4 K														
CURRENT HITTING: 7 SEASON LONG HITTING: 7 CURRENT ON-BASE: 8 SEASON-LONG ON-BASE: 8														

- 🧠 Made his professional debut with the ACL D-Backs (7/31/2021) where he logged two (2) games and went 2-for-5 (.400 AVG) with a HR, 3 RBI, R and 2 BB.
- 🧠 He slashed .264/.366/.464 across 36 G and held the crown for OBP, SLG, R (27) and SB (13), among qualified players, while on the Visalia club (8/3-9/19/2021).
- 🧠 Across his 60 games in Amarillo threads (2022), he logged nine (9) multi-hit performances, all of the two (2) hit variety.
- 🧠 His 2022 June encompassed his career single-month most hits (26) and his season single month most doubles (5) and stolen bases (4).
- 🧠 During his stretch in Hillsboro (4/8-6/22/2022), held the crown for AVG (.282), HR (8), RBI (30), OBP (.377), SLG (.441), H (60), TB (94), R (32).

#19 A.J. VUKOVICH - INF														
2023 HIGHS: Hits - 3, Runs - 3, RBI - 3, HR - 1, 2B - 2, 3B - 1, BB - 1, K - 3, SB - 1														
HEIGHT: 6'5" WEIGHT: 210 B/T: R/R AGE: 21 (7/20/2001 in Mukwonago, WI) 2023 SPLITS:														
G	AVG	OBP	SLG	AB	R	H	2B	3B	HR	RBI	BB	SB/ATT	SO	V. RHP
42	.262	.303	.500	164	31	43	9	3	8	31	9	6/7	51	.274
LAST GAME: 2-for-5, 2 2B, 2 R, RBI LAST HOME RUN: 6/3/23 vs. SPR, G1 off Lunn														
MID SERIES: LAST MULTI-HIT GAME: 6/6/23 @ MID (2-for-5)														
SPR SERIES: 8-for-23, 3 HR, 2 2B, 3B, 9 RBI, SB, 7 R, 3 K														
CURRENT HITTING: 7 SEASON LONG HITTING: 11 CURRENT ON-BASE: 7 SEASON-LONG ON-BASE: 11														

- 🧠 After being drafted 119th overall out of high school, the D-Backs' number 14 prospect made his professional debut with the Visalia Rawhide on 5/4/2021.
- 🧠 While in Visalia (62 G, 5/4-8/1/2021) he tied 1st in 2B (15) and XBH (26), led the team in AVG (.259) and H (64) while coming in 2nd for RBI (42), SLG (.449) and R (42).
- 🧠 During his brief stint with the Sod Poodles at the end of last season (9/6-9/18/2022), earned the crown for hits (13) and shared the throne for TB (19) and homers (2).
- 🧠 He earned the 5th best batting average (.276, 129-for-468) in the D-backs organization among players with at least 115 games played in 2022.
- 🧠 Logged a hit in 18 out of 20 straight games (4/14-5/10/2022, HIL) which encompassed eight (8) multi-hit performances...Later in the season, he earned at least one base knock in 19 out of 20 straight games (8/25-9/18, HIL & AMA) which also encompassed seven (7) multi-hit efforts.



## TEAM BATTING

### OVERALL

	AVG	G	AB	R	H	TB	2B	3B	HR	RBI	BB	SO	SB	CS	OBP	SLG	OPS
	.253	52	1722	269	435	709	85	12	55	250	183	480	72	17	.329	.412	.741

### MONTHLY

APRIL	.260	21	718	120	187	307	33	6	25	112	79	214	35	8	.336	.428	.764
MAY	.236	26	845	123	199	319	41	5	23	114	95	231	33	9	.318	.378	.696
JUNE	.308	5	159	26	49	83	11	1	7	24	9	35	4	0	.360	.522	.882
JULY	-	-	-	-	-	-	-	-	-	-	-	-	-	-	-	-	-
AUGUST	-	-	-	-	-	-	-	-	-	-	-	-	-	-	-	-	-
SEPTEMBER	-	-	-	-	-	-	-	-	-	-	-	-	-	-	-	-	-

### HOME VS. ROAD

HOME	.296	24	803	159	238	404	46	6	36	152	77	209	34	4	.363	.503	.866
ROAD	.214	28	919	110	197	305	39	6	19	98	106	271	38	13	.300	.332	.632

### SITUATIONAL SPLITS

	AVG	G	AB	H	TB	2B	3B	HR	RBI	BB	SO	OBP	SLG	OPS
VS RIGHT	.256	52	1425	365	597	71	10	47	213	156	396	.335	.419	.754
VS LEFT	.236	28	297	70	112	14	2	8	37	27	84	.301	.377	.678
W/ RISP	.281	52	488	137	220	29	6	14	192	59	141	.358	.451	.809
TEAM IS AHEAD	.254	35	606	154	233	39	5	10	89	67	163	.333	.384	.717
TEAM IS BEHND	.257	38	768	197	330	29	4	32	121	84	202	.336	.430	.766

### HOME RUNS

### MULTI-RBI GAMES

### MULTI-HIT GAMES

PLAYER	SOLO	2R	3R	GS	TOTAL	2	3	4	5+	TOTAL	2	3	4	5+	TOTAL
Beer	1				1	1				1	1		1		2
Bliss	5	1	1		7	5	1			6	16	8			24
Castillo	1		1		2	1	1			2	4				4
Centeno	1				1	3				3	10	2			12
Dalesandro											4				4
De Los Santos	1	4			5	2	2			4	7	3			10
Del Castillo	3	2			5	3	1			4	8				8
Duzenack						2	1			3	2	1			3
English	4	1	1		6	3	1	1		5	5				5
Enriquez						2				2	3		1		4
Guzman		1			1	1	1			2	1	1			2
Lawlar	3	3	1		7	1	1	1		3	7	1			8
Roberts		2	1		3	5	2			7	6	1			7
Tawa	6	1	1		8	4	2			6	9	2			11
Vicuña			1		1		1			1					
Vukovich	6	1		1	8		6			6	8	2	1		11
Watkins						1				1					
TOTALS:	31	16	7	1	55	34	20	2	0	56	89	21	3	0	115

### HOME RUN VARIANTS

**WALK-OFF HR (0):**

**BACK-TO-BACK HR (1):** English/Vukovich (4/16 vs. CC, 7th inning); Roberts/Vukovich (6/3 vs. SPR, G1, 6th inning)

**MULTI-HR GAMES (0):**

**EXTRA-INNING HR (0):**

**GRAND SLAMS (1):** Vukovich (6/4 vs. SPR, 5th inning)

**INSIDE-THE-PARK HR (0):**

**PINCH-HIT HR (0):**

**HR IN CONSECUTIVE GAMES (8):** Vukovich (2x: 5/5-6 @CC; 6/1-6/3 G1 vs SPR); Tawa (2x: 5/28 @ SA - 5/30 vs. SPR; 6/3/4 vs. SPR); Lawlar (4/15 vs. CC - 4/18 @ NWA); English (4/23 @ NWA - 4/25 vs. FRI); Bliss (5/5-6 @ CC); Del Castillo (5/30-31 vs. SPR)

**LEAD OFF HR (4):** Bliss (3x: 4/27 vs. FRI; 5/10 vs. MID; 5/18 @ FRI); Tawa (6/4 vs. SPR)



# BATTING (CONT.)



STARTS BY BATTING ORDER (TEAM RECORD)										STARTS BY POSITION (TEAM RECORD)								
PLAYER	1	2	3	4	5	6	7	8	9	C	1B	2B	3B	SS	LF	CF	RF	DH
Beer			1-1	6-4							6-4							1-1
Bliss	20-25											17-18		3-5				0-2
Castillo							1-1	6-12	5-5		2-3				2-4	3-4	3-2	2-5
Centeno		1-2	2-0	0-2		2-0	4-4	4-4	1-3	10-6								4-9
Dalesandro							1-2	2-1	9-11	0-1					2-1	8-12	2-0	
De Los Santos				9-8	7-14	3-4	1-0				5-7		15-19					
Del Castillo				4-3	4-3	4-9	6-8			10-18								8-5
Duzenack	2-0	2-0					0-1	1-2	4-0			0-1	1-1	1-0	3-0	2-1	2-0	
English			7-5	1-0	1-1		1-0	1-1			8-3				1-2			2-2
Enriquez	1-1	0-1	4-8	0-1		1-0	2-5	4-2	1-2							2-0	10-19	1-1
Guzman							2-3		2-2						3-4		1-1	
Lawlar		21-22												20-22				1-0
Roberts			8-12		0-2	1-0	1-0			4-3	2-5				0-2		2-4	2-0
Tawa	1-2	0-3		0-1	6-4	5-8	5-4	3-2				7-9	1-2		2-0	9-10	0-1	1-1
Vicuña								3-4	0-3				1-1	0-1	0-5		2-0	0-1
Vukovich			2-2	4-9	6-4	8-7					1-6		6-5		10-9	0-1	2-0	1-1
Watkins									2-2						1-1		0-1	1-0

5+ GAME HITTING STREAKS (CURRENT IN BOLD)		
PLAYER	LENGTH / DATES	STREAK STATS
English	12 G, 4/19-5/2	.370 AVG (17-for-46), 6 2B, 4 HR, 16 RBI, 7 BB, 8 R
Vukovich	11 G, 4/29-5/16	.348 AVG (16-for-46), 3 2B, 3 HR, 3B, 9 RBI, BB, 9 R
Bliss	10 G, 4/6-4/19	.438 AVG (21-for-48), 3 2B, 2 3B, HR, 8 RBI, 8 R
Del Castillo	10 G, 5/19-5/31	.406 AVG (13-for-32), 2 2B, 2 HR, 8 RBI, 9 BB, 7 R
Lawlar	9 G, 5/23-6/3	.389 AVG (14-for-36), 3 2B, 2 HR, 3 BB, 6 RBI, 3 SB, 6 R
Bliss	9 G, 5/4-5/14	.459 (17-for-37), 4 2B, 4 HR, 8 RBI, 4 BB, 10 R, 3 SB
Bliss	9 G, 5/23-6/3	.357 AVG (15-for-42), 2B, 3B, 2 BB, 3 RBI, 6 SB, 8 R
Bliss	8 G, 4/21-5/2	.412 AVG (14-for-34), 5 2B, HR, 6 RBI, 2 BB, 10 R, 2 SB
<b>Tawa</b>	<b>7 G, 5/28-6/6</b>	<b>.385 AVG (10-for-26), 4 HR, 2B, 8 RBI, BB, 6 R</b>
<b>Vukovich</b>	<b>7 G, 5/30-6/6</b>	<b>.357 AVG (10-for-28), 3 HR, 4 2B, 3B, 10 RBI, SB, 9 R</b>
<b>Centeno</b>	<b>6 G, 5/20-6/4</b>	<b>.391 AVG (9-for-23), 2 2B, 4 RBI, R</b>
Lawlar	6 G, 4/12-4/19	.318 AVG (7-for-22), 2 2B, 2 HR, 5 RBI, 3 BB, 4 R
Duzenack	5 G, 5/27-6/3	.421 AVG (8-for-19), 2 2B, 5 RBI, 2 BB, R
English	5 G, 4/8-4/16	.294 AVG (5-for-17), 2B, 2 HR, 4 BB, 4 RBI, 5 R
Enriquez	5 G, 4/7-4/16	.313 AVG (5-for-16), 2 2B, 4 BB, IBB, RBI, 3 R
Guzman	5 G, 4/23-5/3	.444 AVG (8-for-18), HR, 5 RBI, 2 BB, 4 R, SB
Roberts	5 G, 4/7-4/14	.435 AVG (10-for-23), 2 2B, 2 3B, HR, 8 RBI, BB, 6 R

MULTI-RUN INNINGS		
RUNS	NO. OF TIMES	LAST
2	35	6/1 vs. SPR, 7th inning
3	13	6/3 vs. SPR, G1, 6th inning
4	7	6/4 vs. SPR, 5th inning
5	3	6/6 @ MID, 6th inning
6	2	5/6 @ CC, 5th inning
7	4	5/31, 7th inning
8+	-	

SCORE BY INNING												
	1	2	3	4	5	6	7	8	9	10	11+	TOTAL
OPP	37	24	35	29	65	49	34	21	20	2	-	316
AMA	34	18	24	32	31	31	52	30	14	3	-	269

# FIELDING

CATCHER'S BOX (W/L BASED ON STARTS)						
PLAYER	CS	SB	ATT	CS %	PB	W-L
Centeno	2	18	17	.117	3	10-6
Dalesandro	0	4	4	.000	0	0-1
Del Castillo	10	27	37	.270	5	10-18
Roberts	3	9	12	.250	3	4-3
<b>TOTAL</b>	<b>15</b>	<b>55</b>	<b>70</b>	<b>.214</b>	<b>11</b>	<b>24-28</b>

TEAM FIELDING						
%	G	PO	A	E	DP	PB
.976	52	1340	422	43	31	11

ERRORS BY POSITION		
POSITION	SOD POODLES	OPPONENT
C	9	1
1B	5	4
2B	5	2
3B	6	6
SS	5	3
LF	2	1
CF	2	-
RF	2	1
P	7	6
<b>TOTAL</b>	<b>43</b>	<b>24</b>



# NOTABLE GAMES



AMARILLO HAVE 5 OR FEWER HITS		
DATE	HITS	OPPONENT
4/15	4	CC
4/20	4	@NWA
4/22	3	@NWA
4/27	5	FRI
5/2	5	@CC
5/4	2	@CC
5/12	5	MID
5/14 (G2)	4	MID
5/16	2	@FRI
5/18	2	@FRI
5/19	4	@FRI
5/21	4	@FRI
5/26	5	@SA

OPPONENTS HAVE 5 OR FEWER HITS		
DATE	HITS	OPPONENT
4/7	3	@FRI
4/19	2	@NWA
4/20	4	@NWA
4/27	5	FRI
5/2	3	@CC
5/3	5	@CC
5/4	5	@CC
5/14 (G1)	2	MID
5/21	3	@FRI
5/26	5	@SA
5/27	2	@SA
5/30	3	SPR
6/1	5	SPR
6/3 (G2)	4	SPR

AMARILLO HAVE 10 OR MORE RUNS		
DATE	RUNS	OPPONENT
4/12	13	CC
4/14	10	CC
4/26	12	FRI
4/29	11	FRI
5/5	12	@CC
5/14 (G1)	10	MID

OPPONENTS HAVE 10 OR MORE RUNS		
DATE	RUNS	OPPONENT
4/6	12	@FRI
4/12	10	CC
4/14	13	CC
4/16	11	CC
4/18	16	@NWA
4/26	11	FRI
4/28	12	FRI
4/30	12	FRI
5/6	12	@CC
5/9	11	MID
5/11	16	MID
5/14 (G2)	13	MID
5/17	10	@FRI
5/23	14	@SA
5/31	13	SPR

## EXTRA INNING GAMES (4) 2-2

DATE	OPP	RESULT	SCORE	W	L	S	TIME
4/20	@NWA	W (10)	3-2	Otanez, M (1-0)	Biasi, D (1-1)	Rice, J (1)	3:08
4/26	FRI	W (10)	12-11	Workman, B (1-0)	Church, M (0-1)	-	3:24
5/20	@FRI	L (10)	8-7	Kelly, A (2-0)	Stumpo (0-1)	-	3:26
6/3 (G1)	SPR	L (8)	5-4	Roycroft, C (1-0)	Backhus, K (0-1)	Granillo, A (2)	2:26

## PINCH HITTER TOTALS

PLAYER	DATE	SITUATION	RESULT
Watkins	5/9	Bot. 8, 2 outs	Triple

## DOUBLEHEADERS (2) 2-2

DATE	OPP	RESULT	SCORE	W	L	S	TIME
5/14 (G1)	MID	W	10-1	Albright, L (2-2)	Ginn, J (0-2)	-	1:40
5/14 (G2)	MID	L	13-1	Tomioka, S (1-0)	Hill, J (0-3)	-	2:32
6/3 (G1)	SPR	L (8)	5-4	Roycroft, C (1-0)	Backhus, K (0-1)	Granillo, A (2)	2:26
6/3 (G2)	SPR	W	6-1	Olivero, D (2-4)	Hernandez, K (5-2)	-	1:39

## WALK-OFF WINS

DATE	SCORE	GAME-WINNING PLAY
4/26	12-11 (10th)	Lawlar RBI-double
6/1	3-2 (7th)	Duzenack two RBI Single

## SHUTOUTS (5) 3-2

DATE	OPP	RESULT	SCORE	W	L	S	TIME
4/19	@NWA	W	5-0	Jarvis, B (2-1)	Veneziano, A (1-1)	-	2:29
4/21	@NWA	L	5-0	Hoffmann, A (2-1)	Hill, J (0-1)	-	2:26
4/22	@NWA	L	5-0	Marsh, A (1-0)	Patrick, C (0-3)	-	2:14
5/3	@CC	W	3-0	Pope, A (1-0)	Kouba, R (1-1)	Backhus, K (4)	2:15
5/27	@SA	W	1-0	Patrick, C (2-5)	Snider, D (0-3)	-	2:30



## #14 KYLE BACKHUS - LHP

**2023 HIGHS:** IP - 2.0, K - 4, BB - 2, H - 3, R - 5, ER - 5

## RECENT APPEARANCES

HEIGHT: 6'4"	WEIGHT: 185	B/T: L/L	AGE: 25 (1/31/1998 in New Waverly, TX)
<b>18 G</b>	<b>0-1</b>	<b>4/4 SV/SVO</b>	<b>29/8 K/BB</b>
<b>4.24 ERA</b>			
<b>OVERALL:</b> 18 G, 0-1, 23.1 IP, 11 ER, 22 H, 3 HR, 29 K, 8 BB			
<b>JUNE:</b> 3 G, 0-1, 0.00 ERA, 2.2 IP, 2 H, R, 4 K, BB			
<b>LAST 10 G:</b> 0-1, 7.30 ERA, 12.1 IP, 17 H, 11 R, 10 ER, 16 K, 6 BB, 2 HR			
<b>VS. MID:</b> 3 G, 0-0, 40.50 ERA, 2.0 IP, 6 H, 9 R, 9 ER, 2 HR, K, 4 BB			
<p>Named the D-backs MiLB.com Organization All-Star last season.</p> <p>Allowed no earned runs in 30 of his 40 appearances in 2022 and logged his season high 2.0 IP 11 separate times.</p> <p>From 5/14-8/26/2022 (34.2 IP), he held his opponent to 0 earned runs in 22 out of 26 straight appearances, allowing just seven (7) earned runs total (1.84 ERA) with his 61 punches across 39.0 innings in Hillsboro in 2022 being good for a 14.1 K/9.</p> <p>In his first 10 games this season, he wielded a 4.00 K:BB (16 K, 4 BB) and held his opponent scoreless seven times.</p>			

DATE	DEC	P-S	IP	H	R	ER	HR	BB	SO	IR/S
5/3	S	29-23	2.0	1	0	0	0	0	1	0/0
5/6	ND	31-19	2.0	2	1	1	0	0	3	0/0
5/11	ND	42-26	1.1	3	5	5	1	2	0	0/0
5/14 (G2)	ND	26-14	0.1	2	4	4	1	2	1	0/0
5/18	ND	42-25	2.0	3	0	0	0	0	1	0/0
5/20	ND	10-8	1.0	0	0	0	0	0	1	3/2/0
5/25	ND	34-22	2.0	3	0	0	0	0	1	0/0
5/29	ND	17-11	1.1	0	0	0	0	0	1	3/0
6/1	ND	24-16	1.0	1	1	0	0	0	1	0/0
6/3 (G2)	L	6-4	0.1	1	0	0	0	0	0	2/1

## 2023 SPLITS

<b>VS. RHB:</b> .259/.298/.444, 14 H, 3 HR, 2 B, 7 RBI, 17 K, 3 BB	<b>VS. LHB:</b> .229/.341/.314, 8 H, 3 2B, 3 RBI, 12 K, 5 BB
<b>HOME:</b> 8 G, 10.00 ERA, 0-1, 9.0 IP, 11 R, 10 ER, 8 H, 3 HR, 14 K, 7 BB, HB	<b>AWAY:</b> 10 G, 0.63 ERA, 0-0, 14.1 IP, ER, 14 H, 15 K, BB
<b>W/ RISP:</b> .200/.238/.400, 4 H, HR, 2B, 7 RBI, 6 K	

<b>LAST WIN:</b> 9/10/22 vs. ARK
<b>LAST LOSS:</b> 6/3/23 vs. SPR, G1
<b>LAST SAVE:</b> 5/3/23 @ CC

## #24 JACKSON GODDARD - RHP

**2023 HIGHS:** IP - 2.1, K - 5, BB - 3, H - 4, R - 4, ER - 4

## RECENT APPEARANCES

HEIGHT: 6'3"	WEIGHT: 220	B/T: R/R	AGE: 26 (12/12/1996 in Tulsa, OK)
<b>13 G</b>	<b>1-1</b>	<b>0/2 SV/SVO</b>	<b>22/14 K/BB</b>
<b>7.36 ERA</b>			
<b>OVERALL:</b> 13 G, 1-1, 18.1 IP, 16 R, 15 ER, 20 H, 4 HR, 22 K, 14 BB			
<b>JUNE:</b> 1 G, 0-0, 1.0 IP, 2 ER, 2 H, HR, BB			
<b>LAST 10 G:</b> 1-1, 4.96 ERA, 16.1 IP, 13 H, 10 R, 9 ER, 4 HR, 20 K, 11 BB			
<b>VS. MID:</b> 2 G, 0-0, 9.82 ERA, 3.2 IP, 4 H, 4 ER, 2 HR, 3 K, 3 BB			
<p>Selected by the Arizona Diamondbacks in the 3rd round (99th overall) of the 2018 MLB draft out of the University of Kansas (Lawrence, Kansas).</p> <p>From 7/20-8/31/2021 (9 G, 8 GS), he allowed just seven (7) earned runs across 24.0 IP (2.63 ERA) while punching out 25 batters (9.4 K/9).</p> <p>He did not allow an earned run in his first seven (7) appearances (4/22-7/5) in 2022 (7.2 IP).</p> <p>Though his first 10 relief appearances in 2023, he held the opposition scoreless four times and to one hit or less six times and posted a 12.2 K/9 (19 K, 14.0 IP).</p>			

DATE	DEC	P-S	IP	H	R	ER	HR	BB	SO	IR/S
4/26	ND	30-16	0.2	1	1	1	0	2	1	0/0
4/28	ND	33-25	2.0	0	0	0	0	0	3	0/0
5/5	W (1)	29-20	2.1	1	0	0	0	0	3	3/0
5/9	ND	40-25	1.2	3	4	4	2	1	1	0/0
5/12	ND	35-22	2.0	1	0	0	0	2	2	0/0
5/16	L (1)	35-21	2.1	1	1	1	1	1	5	3/0
5/20	BS (1)	44-26	1.0	2	1	1	0	3	2	0/0
5/24	H	33-19	1.1	1	1	0	0	1	1	0/0
5/30	H	29-20	2.0	1	0	0	0	0	2	0/0
6/3 (G1)	BS (2)	18-9	1.0	2	2	2	1	1	0	0/0

## 2023 SPLITS

<b>VS. RHB:</b> .233/.365/.372, 10 H, 3 2B, HR, 9 RBI, 12 K, 9 BB	<b>VS. LHB:</b> .313/.405/.656, 10 H, 2 2B, 3 HR, 7 RBI, 10 K, 5 BB
<b>HOME:</b> 6 G, 6.75 ERA, 0-0, 9.1 IP, 8 H, 3 HR, 7 R, 7 ER, 9 K, 6 BB	<b>AWAY:</b> 7 G, 8.00 ERA, 1-1, 9.0 IP, 12 H, HR, 9 R, 8 ER, 13 K, 8 BB
<b>W/ RISP:</b> .389/.476/.500, 7 H, 2 2B, 9 RBI, 7 K, 3 BB	

<b>LAST WIN:</b> 5/5/23 @ CC
<b>LAST LOSS:</b> 5/16/23 @ FRI
<b>LAST SAVE:</b> 8/31/19 vs. BUR (A)

## #38 CONOR GRAMMES - RHP

**2023 HIGHS:** IP - 2.0, K - 3, BB - 3, H - 1, R - 1, ER - 1

## RECENT APPEARANCES

HEIGHT: 6'1"	WEIGHT: 200	B/T: R/R	AGE: 25 (7/13/1997 in McLean, VA)
<b>3 G</b>	<b>2-1</b>	<b>0/1 SV/SVO</b>	<b>5/5 K/BB</b>
<b>2.08 ERA</b>			
<b>OVERALL:</b> 3 G, 2-1, 4.1 IP, 2 H, 5 K, 5 BB			
<b>JUNE:</b> 2 G, 1-1, 2.1 IP, ER, H, 2 K, 4 BB			
<b>LAST 10 G:</b> 2-1, 2.08 ERA, 4.1 IP, 2 H, ER, 5 K, 5 BB			
<b>VS. MID:</b> --			
<p>Selected by the Arizona Diamondbacks 5th round of the 2019 MLB draft out of Xavier University (Cincinnati, OH).</p> <p>In games where he logged at least 2.0 innings on the bump (6 G) in 2022, he also posted his most single-game strikeouts, encompassing both of his five (8/4 &amp; 8/13) and four K (8/9 &amp; 8/30) performances.</p> <p>Across a 12 game stretch, he logged at least two strikeouts in all but one relief appearances from 7/15-9/3/22 (19.0 IP), logging 36 total punch outs (17.1 K/9) across the stretch.</p>			

DATE	DEC	P-S	IP	H	R	ER	HR	BB	SO	IR/S
5/28	W	25-14	2.0	0	0	0	0	1	3	0/0
6/1	W	14-9	1.0	0	0	0	0	1	0	0/0
6/4	L, BS	31-15	1.1	1	1	1	0	3	2	3/1

## 2023 SPLITS

<b>VS. RHB:</b> .000/.167/.000, 2 K, BB	<b>VS. LHB:</b> .222/.462/.222, 2 H, 2 RBI, 3 K, 4 BB
<b>HOME:</b> 2 G, 1-1, 2.1 IP, ER, 2 H, 2 K, 4 BB	<b>AWAY:</b> 1 G, 0.00 ERA, 1-0, 2.0 IP, 3 K, BB
<b>W/ RISP:</b> .111/.273/.111, H, 2 RBI, 3 K, 2 BB	

<b>LAST WIN:</b> 6/1/23 vs. SPR
<b>LAST LOSS:</b> 6/4/23 vs. SPR
<b>LAST SAVE:</b> 5/21/23 @ EUG (A+)

## #35 JOSH GREEN - RHP

**2023 HIGHS:** IP - 3.0, K - 4, BB - 2, H - 3, R - 2, ER - 2

## RECENT APPEARANCES

HEIGHT: 6'3"	WEIGHT: 211	B/T: R/R	AGE: 27 (8/31/1995 in Baton Rouge, LA)
<b>10 G</b>	<b>0-0</b>	<b>-/- SV/SVO</b>	<b>14/5 K/BB</b>
<b>3.86 ERA</b>			
<b>OVERALL:</b> 10 G, 0-0, 16.1 IP, 7 ER, 12 H, 14 K, 5 BB, 2 HBP			
<b>JUNE:</b> 1 G, 0-0, 1.0 IP, H, K			
<b>LAST 10 G:</b> 0-0, 3.86 ERA, 16.1 IP, 7 ER, 12 H, 2 HR, 14 K, 5 BB			
<b>VS. MID:</b> --			
<p>Former NWL Mid-Season All-Star (2018), NWL Post-Season All-Star (2018), CAL Pitcher of the Week (6/30/2019) and Baseball America High Class A All-Star (2019).</p> <p>Began his professional career in Hillsboro and made his professional and A(Short) debut on 6/16/18 and tossed 1.0 innings and allowed one (1) ER on three (3) hits and a walk.</p> <p>From 5/18-7/31/22 (18 G, 1 GS), he allowed zero (0) earned runs 12 times, posting a 3.60 ERA (14 ER, 35.0 IP) across the stretch.</p>			

DATE	DEC	P-S	IP	H	R	ER	HR	BB	SO	IR/S
4/12	ND	12-7	0.2	0	0	0	0	0	0	1/1
4/14	ND	19-14	2.0	0	0	0	0	0	3	0/0
4/16	ND	23-11	1.0	1	2	2	1	2	0	0/0
4/20	ND	39-23	3.0	1	0	0	0	1	3	2/0
4/25	ND	40-25	2.0	3	2	2	1	0	4	0/0
4/28	ND	49-28	1.2	3	2	2	0	1	0	0/0
4/30	ND	14-11	1.0	0	0	0	0	0	1	0/0
5/3	H	20-16	2.0	1	0	0	0	0	1	0/0
5/5	ND	28-20	2.0	2	1	1	0	1	1	0/0
6/3 (G2)	ND	17-10	1.0	1	0	0	0	0	1	0/0

## 2023 SPLITS

<b>VS. RHB:</b> .182/.270/.390, 6 H, 2 3B, HR, 6 RBI, 6 K, 4 BB	<b>VS. LHB:</b> .222/.300/.407, 6 H, 2 2B, HR, RBI, 8 K, BB, 2 HB
<b>HOME:</b> 7 G, 5.79 ERA, 0-0, 9.1 IP, 6 ER, 8 H, 2 HR, 9 K, 3 BB, HB	<b>AWAY:</b> 3 G, 0-0, 7.0 IP, R, ER, 4 H, 2 BB, HBP, 5 K
<b>W/ RISP:</b> .154/.154/.308, 2 H, 3B, 4 RBI, 3 K	

<b>LAST WIN:</b> 6/9/22 vs. FRI
<b>LAST LOSS:</b> 8/3/22 @ FRI
<b>LAST SAVE:</b> 8/24/18 vs. EVE (A+)

## #40 CHRISTIAN MONTES DE OCA - RHP

**2023 HIGHS:** IP - 2.1, K - 3, BB - 2, H - 5, R - 3, ER - 3

## RECENT APPEARANCES

HEIGHT: 6'4"	WEIGHT: 230	B/T: R/R	AGE: 23 (8/30/1999 in Santo Domingo, Dominican Republic)
<b>17 G</b>	<b>0-1</b>	<b>2/3 SV/SVO</b>	<b>19/12 K/BB</b>
<b>6.64 ERA</b>			
<b>OVERALL:</b> 17 G, 0-1, 20.1 IP, 15 ER, 20 H, HR, 19 K, 12 BB, IBB			
<b>JUNE:</b> 1 G, 0-0, 0.1 IP, ER, H, K, 2 BB			
<b>LAST 10 G:</b> 0-1, 9.31 ERA, 9.2 IP, 15 H, 10 R, 10 ER, 6 K, 6 BB			
<b>VS. MID:</b> 2 G, 0-0, 18.00 ERA, 2.0 IP, 6 H, 4 R, 4 ER, 1 K, 1 BB			
<p>Allowed runs in just two of his 10 games with Low-A Visalia to begin his professional career in 2022.</p> <p>Made his professional debut on 4/21/2022 vs. San Jose tossing two scoreless innings where he struck out five batters.</p> <p>Was a perfect 13-for-13 in save opportunities, tied for the most in the Diamondbacks farm system in 2022.</p> <p>By April's end, he earned a 1.02 WHIP and a .139 BAA (5-for-36) in seven relief appearances (10.2 IP).</p>			

DATE	DEC	P-S	IP	H	R	ER	HR	BB	SO	IR/S
4/30	ND	27-13	1.0	3	3	3	0	2	1	0/0
5/4	ND	8-6	1.0	0	0	0	0	0	1	0/0
5/7	ND	12-8	1.0	0	0	0	0	0	0	0/0
5/10	ND	24-14	1.0	1	1	1	0	0	1	0/0
5/14 (G2)	ND	20-18	1.0	5	3	3	0	0	0	0/0
5/18	ND	20-14	1.0	3	2	2	0	0	1	0/0
5/21	S	10-6	1.0	0	0	0	0	0	1	0/0
5/24	L, BS	15-10	0.1	3	2	2	0	1	0	0/0
5/28	H (4)	20-12	1.0	0	0	0	0	1	0	0/0
5/31	ND	30-19	2.0	2	1	1	0	1	1	0/0
6/4	H (5)	22-12	0.1	1	1	1	0	2	1	0/0

## 2023 SPLITS




<b>VS. RHB:</b> .200/.245/.300, 10 H, HR, 3B, 6 RBI, 15 K, 3 BB	<b>VS. LHB:</b> .357/.500/.536, 10 H, 5 2B, 9 RBI, 4 K, 9 BB, IBB
<b>HOME:</b> 8 G, 9.31 ERA, 0-0, 9.2 IP, 10 ER, 13 H, 9 K, 8 BB	<b>AWAY:</b> 9 G, 4.22 ERA, 1-0, 9.2 IP, 5 ER, 7 H, HR, 10 K, 4 BB, IBB
<b>W/ RISP:</b> .385/.452/.500, 10 H, 3 2B, 12 RBI, 10 K, 4 BB, IBB	

<b>LAST WIN:</b> N/A
<b>LAST LOSS:</b> 5/24/23 @ SA
<b>LAST SAVE:</b> 5/21/23 @ FRI

## #18 AUSTIN POPE - RHP

**2023 HIGHS:** IP - 2.1, K - 5, BB - 2, H - 4, R - 4, ER - 3

## RECENT APPEARANCES

HEIGHT: 6'3"				WEIGHT: 210				B/T: R/R				AGE: 23 (10/26/1998 in White Plains, NY)			
16 G		1-0		-/- SV/SVO		31/8 K/BB						3.28 ERA			
OVERALL: 15 G, 1-0, 22.2 IP, 10 R, 9 ER, 22 H, HR, 29 K, 8 BB, HB								JUNE: 1 G, 0-0, 2.0 IP, 2 H, 2 K							
LAST 10 G: 1-0, 2.76 ERA, 16.1 IP, 16 H, 6 R, 5 ER, 20 K, 4 BB								VS. MID: 3 G, 0-0, 0.00 ERA, 4.2 IP, 6 H, 5 K, 1 BB							
 Former NWL Pitcher of the week (9/5/2021), which he earned while with High-A Hillsboro.															
 He will be spending his second season in the yellow city, logging 18 relief appearances with the Soddies in 2022, and posting an 8.49 ERA (28 ER, 29.2 IP).															
 In his first 10 appearances this season, he punched out 20 and walked six batters (3.33 K:BB) and wielded a 3.52 ERA (6 ER, 15.1 IP).															
Through 5/23/23 (13 G), he earned at least one strikeout in every appearance while earning two or more eight times.															



#31 JAKE RICE - LHP				2023 HIGHS: IP - 1.1, K - 3, BB - 3, H - 3, R - 5, ER - 5											RECENT APPEARANCES																		
HEIGHT: 6'1"				WEIGHT: 220				B/T: L/L				AGE: 25 (7/19/1997 in Birmingham, AL)											DATE	DEC	P-S	IP	H	R	ER	HR	BB	SO	IR/S
16 G		2-0		2/2 SV/SVO				18/13 K/BB				13.83 ERA				4/27	ND	12-9	1.0	0	0	0	0	0	1	0/0							
OVERALL: 16 G, 2-0, 13.2 IP, 21 ER, 11 H, 2 HR, 18 K, 13 BB, 5 HB				JUNE: 1 G, 1.0 IP, BB, HB															4/30	ND	21-12	1.0	1	1	0	1	1	2	0/0				
LAST 10 G: 0-0, 14.00 ERA, 9.0 IP, 1 SV, 8 H, 14 R, 14 ER, 2 HR, 12 K, 7 BB				VS. MID: 2 G, 0-0, 7.71 ERA, 2.1 IP, 2 H, 2 R, 2 ER, HR, 2 K, BB															5/5	ND	28-15	1.1	2	4	4	1	1	3	3/0				
Made his professional and Low-A debut on 8/18/2021 and tossed 3.2 innings of relief, allowing just one (1) hit and punching out six (6).															5/9	ND	24-14	1.1	2	2	2	1	1	0	0/0								
In his Double-A and Soddie debut (5/26/2022 @ARI), he tossed 2.0 IP of relief and held the Travelers scoreless while scattering just two (2) hits and one (1) walk.															5/14 (G1)	ND	13-10	1.0	0	0	0	0	1	2	0/0								
During his time in Hillsboro in 2022 (4/9-5/22), tied 1st in wins (3) and 2nd in game appearances (11) among qualified club mates.															5/16	ND	2-2	0.1	0	0	0	0	0	0	1/0								
From 8/12-9/16/2022 (AMA), he held his opponent scoreless in eight (8) out of 10 straight relief appearances (9.2 IP), allowing just four (4) earned runs and punching out 10 in the process (3.91 ERA).															5/19	S (2)	15-9	1.0	0	0	0	0	0	2	0/0								
															5/23	ND	25-17	1.0	3	3	3	0	0	2	0/0								
															5/26	ND	17-3	0.0	0	4	4	0	3	0	0/0								
															6/3 (G1)	ND	25-11	1.0	0	0	0	0	1	0	0/0								
2023 SPLITS		VS. RHB: .219/.419/.500, 7 H, 3 2B, 2 HR, 9 RBI, 13 K, 7 BB, 4 HB				VS. LHB: .200/.429/.250, 4 H, 2B, 4 RBI, 5 K, 6 BB, HB				LAST WIN: 4/25/23 vs. FRI																							
		HOME: 8 G, 9.82 ERA, 1-0, 7.1 IP, 8 R, 8 ER, 5 H, 7 BB, 9 K				AWAY: 8 G, 18.47 ERA, 6.1 IP, 13 ER, 6 H, HR, 9 K, 6 BB, 5 HB				LAST LOSS: 8/24/21 vs. RC (A-)																							
		W/ RISP: .429/.600/.786, 6 H, 2 2B, HR, 11 RBI, 3 K, 5 BB, HB								LAST SAVE: 5/19/23 @ FRI																							
#27 ANDREW SAALFRANK - LHP				2023 HIGHS: IP - 2.0, K - 5, BB - 4, H - 5, R - 3, ER - 3											RECENT APPEARANCES																		
HEIGHT: 6'3"				WEIGHT: 205				B/T: L/L				AGE: 27 (8/18/1997 in Fort Wayne, IN)											DATE	DEC	P-S	IP	H	R	ER	HR	BB	SO	IR/S
17 G		2-0		1/1 SV/SVO				41/18 K/BB				2.70 ERA				4/29	H	43-23	2.0	1	0	0	0	4	4	0/0							
OVERALL: 17 G, 2-0, 26.2 IP, 9 R, 8 ER, 19 H, 41 K, 18 BB, HB				JUNE: 1 G, 0-0, 1.1 IP, ER, H, 2 K, 3 BB															5/4	ND	24-11	1.0	1	2	2	0	2	1	0/0				
LAST 10 G: 1-0, 1.93 ERA, 3 HLD, 1 SV, 14.0 IP, 5 H, 3 R, 20 K, 10 BB				VS. MID: 2 G, 1-0, 0.00 ERA, 2.2 IP, H, 4 K															5/7	ND	16-9	1.0	0	0	0	0	1	1	0/0				
Across his first 12 appearances this season, he held the opposition to no earned runs nine times while striking out 29 in 19.1 IP (13.7 K/9).															5/10	W	18-14	1.2	1	0	0	0	0	3	2/0								
From 5/4-5/18/23, he logged 6.1 consecutive scoreless innings across five relief appearances and punched out seven while walking two.															5/14 (G1)	ND	8-6	1.0	0	0	0	0	0	1	0/0								
Punched out the most batters (21) among dedicated relievers on the club in the month of April this season, also good for second most overall.															5/18	ND	40-24	2.0	2	0	0	0	1	2	0/0								
Earned his first professional save on 5/27/23 in San Antonio as part of a combined two-hit shutout.															5/21	H	22-14	1.1	0	0	0	0	1	3	1/0								
2023 SPLITS		VS. RHB: .143/.236/.175, 9 H, 2 2B, 5 RBI, 28 K, 7 BB, HB				VS. LHB: .313/.488/.375, 10 H, 2 2B, 4 RBI, 13 K, 11 BB				LAST WIN: 5/10/23 VS. MID																							
		HOME: 8 G, 4.63 ERA, 1-0, 11.2 IP, 7 R, 6 ER, 13 H, 17 K, 10 BB				AWAY: 9 G, 1.20 ERA, 1-0, 15.0 IP, 2 ER, 6 H, 24 K, 8 BB, HB				LAST LOSS: 7/6/22 vs. EUG (A+)																							
		W/ RISP: .184/.273/.237, 7 H, 2 2B, 8 RBI, 19 K, 5 BB								LAST SAVE: 5/27/23 @ SA																							
#25 MITCHELL STUMPO - RHP				2023 HIGHS: IP - 2.1, K - 4, BB - 3, H - 2, R - 2, ER - 1											RECENT APPEARANCES																		
HEIGHT: 6'2"				WEIGHT: 205				B/T: R/R				AGE: 26 (6/17/1996 in Raleigh, NC)											DATE	DEC	P-S	IP	H	R	ER	HR	BB	SO	IR/S
9 G		1-1		-/- SV/SVO				16/14 K/BB				6.75 ERA				5/2	ND	17-11	1.0	0	0	0	0	0	1	3	0/0						
OVERALL: 9 G, 1-1, 9.1 IP, 9 R, 7 ER, 9 H, 16 K, 14 BB				JUNE: 1 G, 0-0, 0.2 IP, 2 R, 2 ER, 1 H, K, 2 BB															5/5	H	24-12	0.2	1	1	1	0	3	1	2/2				
LAST 10 G: 1-1, 6.75 ERA, 9.1 IP, 9 R, 7 ER, 9 H, 16 K, 14 BB				VS. MID: 3 G, 0-0, 13.50 ERA, 2.2 IP, 2 H, 4 R, 4 ER, 4 K, 4 BB															5/9	ND	21-10	1.0	1	1	1	0	1	1	0/0				
Signed by the Arizona Diamondbacks as a minor league free agent on 7/2/2019 out of Guilford College (Guilford, NC).															5/12	ND	19-9	1.0	0	1	1	0	1	2	0/0								
In his debut season from 8/8-8/30, appeared in seven straight games (9.0 IP) without allowing a run, conceding just two hits, a plunk and three walks while fanning 12 for a 12.0 K/9 and a 4.0 strikeout to walk ratio.															5/17	ND	24-13	1.0	1	2	1	0	2	1	0/0								
Last season with Triple-A Reno, he finished the season with a 1.34 WHIP and a 10.6 K/9 (51 K, 43.1 IP)															5/20	L (1)	14-10	0.2	2	2	1	0	0	2	2/3								
2023 SPLITS		VS. RHB: .211/.360/.211, 4 H, 4 RBI, 9 K, 5 BB				VS. LHB: .313/.560/.438, 5 H, 3B, 4 RBI, 7 K, 9 BB				LAST WIN: 5/31/23 vs. SPR																							
		HOME: 3 G, 1-0, 4.1 IP, 3 H, 2 R, 2 ER, 7 K, 4 BB				AWAY: 6 G, 0-1, 9.00 ERA, 5.0 IP, 6 H, 7 R, 5 ER, 9 K, 10 BB				LAST LOSS: 5/20/23 vs FRI																							
		W/ RISP: .278/.462/.278, 5 H, 8 RBI, 9 K, 7 BB								LAST SAVE: 4/12/23 vs SAC (AAA)																							
#21 BLAKE WORKMAN - RHP				2023 HIGHS: IP - 3.1, K - 5, BB - 2, H - 4, R - 3, ER - 3											RECENT APPEARANCES																		
HEIGHT: 6'3"				WEIGHT: 195				B/T: R/R				AGE: 25 (10/8/1997 in Las Vegas, NV)											DATE	DEC	P-S	IP	H	R	ER	HR	BB	SO	IR/S
14 G		1-0		-/- SV/SVO				29/7 K/BB				5.70 ERA				4/22	ND	45-24	2.0	3	3	3	1	1	2	0/0							
OVERALL: 14 G, 1-0, 23.2 IP, 17 R, 15 ER, 25 H, 7 HR, 7 BB, HB, 29 K				MAY: 7 G, 0-0, 11.1 IP, 9 R, 7 ER, 14 H, 5 HR, BB, HB, 13 K															4/26	W	46-32	3.1	0	0	0	0	1	4	2/0				
LAST 10 G: 1-0, 5.79 ERA, HLD, 18.2 IP, 21 H, 14 R, 12 ER, 6 HR, 22 K, 4 BB				VS. MID: 1 G, 0-0, 0.00 ERA, 2.2 IP, 3 H, 3 K															4/30	ND	46-31	2.0	4	2	2	0	1	3	2/1				
The former Mid-Season All-Star (2019, Single-A KC Cougars) enters his 5th season of professional ball.															5/4	ND	32-23	2.0	3	2	2	2	0	4	0/0								
He split last season with Double-A Amarillo and Triple-A Reno, posting a 4.64 ERA at the Triple-A level in 2022.															5/7	ND	37-21	2.0	1	0	0	0	1	2	0/0								
Across 13 relief appearances, he logged a 4.32 ERA in Amarillo last season with 20 punchies in 16.2 IP.															5/12	ND	36-24	2.2	3	0	0	0	0	3	3/1								
In his first 10 games this season, he toled a 3.57 K:BB (25 K, 7 BB) with a 4.74 ERA (10 ER, 19.0 IP) while punching out three or more in an appearance five times.															5/17	ND	31-26	1.2	3	3	3	1	0	3	1/1								
2023 SPLITS		VS. RHB: .268/.305/.618, 15 H, 4 HR, 2 2B, 14 RBI, 16 K, 3 BB				VS. LHB: .270/.357/.676, 10 H, 4 2B, 3B, 3 HR, 11 RBI, 13 K, 4 BB, 1BB, HB				LAST WIN: 4/26/23 vs. FRI																							
		HOME: 6 G, 6.30 ERA, 1-0, 10.0IP, 7 R, 7 ER, 13 H, 3 HR, 11 K, 4 BB				AWAY: 8 G, 5.27 ERA, 0-0, 13.2 IP, 10 R, 8 ER, 12 H, 4 HR, 18 K, 3 BB, HB				LAST LOSS: 5/17/22 vs. TUL																							
		W/ RISP: .353/.389/.618, 12 H, 3 2B, 2 HR, 11 RBI, 8 K, 2 BB, 1BB								LAST SAVE: 5/14/22 @ SPR																							



**PITCHER STARTS:** Albright (11), Patrick (10), Olivero (10), Hill (9), Bain (4), Tineo (4), Jarvis (3), Davies (1)

## TEAM PITCHING

## HOME VS. ROAD TEAM PITCHING

## PITCHING STREAKS

## CONSECUTIVE SCORELESS APPEARANCES

PLAYER	LENGTH (IP) - DATES	STREAK STATS	PLAYER	LENGTH - DATES	STREAK STATS
Saalfrank	12.1 - 5/4-5/30	9 G, 3 H, 18 K, 5 BB, HB	Saalfrank	8 G - 5/7-5/30	3 H, 17 K, 5 BB, HB
Patrick	11.1 - 5/21-6/3	3 GS, 3 H, 12 K, 4 BB	Backhus	7 G - 5/18-6/6	10 H, 12 K, 2 BB, HB
Backhus	9.1 - 4/12-5/6	8 G, 4 H, 12 K, 2 BB	Backhus	6 G - 4/15-5/3	2 H, 2 BB, 9 K
Backhus	8.2 - 5/18-6/6	7 G, 10 H, 13 K, 3 BB, HB	Rice	3 G, 5/14-19	0 H, 4 K, 0 BB 1 SV
Hill	7.1 - 4/8-4/15	2 GS, 6 H, 9 K, 4 BB, HBP	Pope	3 G, 5/10-19	6 H, 6 K, BB
Goddard	6.0 - 4/26-5/9	4 G, 8 K, H	Rice	3 G - 4/20-27	BB, 3 K
Workman	5.2 - 5/4-5/17	4 G, 4 H, 8 K, BB	Fisher	2 G - 4/21-25	H, BB, 2 K
Jarvis	5.1 - 4/13-4/19	2 GS, 9 K, 4 BB	Goddard	2 G - 4/28-5/5	H, 6 K
Albright	5.0 - 5/2	1 GS, H, 7 K, 2 BB	Green	2 G - 4/12-14	3 K, HBP
Davies	4.2 - 5/20	1 GS, 3 H, 7 K, BB	Mantiply	2 G - 4/12-15	2 H, 3 K
Pope	4.2, 5/10-19	6 H, 6 K, BB	Montes De Oca	2 G - 4/13-19	2 BB, 5 K
Green	4.2 - 4/30-5/5	3 G, 3 H, 3 K, BB	Montes De Oca	2 G - 5/4-7	K
Olivero	4.2 - 4/23	1 GS, 6 H, 3 BB	Otanez	2 G - 4/8-13	4 H, HBP, 4 K
Workman	4.1 - 4/22-4/30	3 G, 3 H, 4 K, BB	Pope	2 G - 4/6-13	H, BB, HBP, 3 K



## EJECTIONS

PLAYER/COACH	DATE/LOCATION	UMPIRE	REASON
Shawn Roof	4/30, HODGETOWN vs. FRI	HP Jarrod Moehlmann	Arguing call
Shawn Roof	5/20, Riders Field @ FRI	3B Steven Rios Jr.	Arguing call

## AWARDS

PLAYER/COACH	AWARD	DATES	STATS
Bryce Jarvis	TEX Pitcher of the Week	4/17-4/23/2023	W, 5.0 IP, 0 H, 8 K, 4 BB
Ryan Bliss	Texas League Player of the Month	April	.410 AVG (34-for-83), 2 HR, 14 RBI, 17 R, 18 G
Chad Patrick	TEX Pitcher of the Week	5/22-5/28/2023	W, 7.0 IP, 2 H, 6 K, 2 BB
Ryan Bliss	Texas League Player of the Month	May	.361 AVG (35-for-97), 5 HR, 13 RBI, 21 R, 23 G

## 2023 MILESTONES ON THE HORIZON

NAME	MILESTONE	TO MEET
Jeff Bain	500 Career Strikeouts	19
Jonathan Guzman	500 Career Hits, 2000 Career At-Bats	63, 33
Josh Green	250 Career Strikeouts	4
Austin Pope	250 Career Strikeouts, 200 Career IP	27, 10.2
Ryan Bliss	100 Career RBI	12
Kyle Backhus	150 Career Strikeouts	19
Hugh Fisher	100 Career Strikeouts	14

## 2023 MILESTONES REACHED

NAME	MILESTONE	DATE
Luke Albright	150 Career IP	4/7 @ FRI
Ryan Bliss	150 Career Hits	4/14 vs. CC
A.J. Vukovich	150 Career RBI	4/16 vs. CC
Tim Tawa	150 Career Hits	4/16 vs. CC
A.J. Vukovich	150 Career RBI	4/16 vs. CC
Andrew Saalfrank	100 Career Strikeouts	4/20 @ NWA
Jamison Hill	150 Career Strikeouts	4/21 @ NWA
Austin Pope	200 Career Strikeouts	4/21 @ NWA
Devison De Los Santos	150 Career RBI	4/26 vs. FRI
Jackson Goddard	150 Career Strikeouts	4/28 vs. FRI
Deyni Olivero	400 Career IP	4/29 vs. FRI
Tristin English	250 Career Hits	4/29 vs. FRI
Adrian Del Castillo	100 Career Hits	4/30 vs. FRI
A.J. Vukovich	250 Career Hits	5/4 @ CC
Michel Otanez	250 Career Strikeouts	5/17 @ FRI
Ryan Bliss	200 Career Hits	5/28 @ SA
Kyle Backhus	100 Career IP	6/1 vs. SPR
Deyni Olivero	300 Career Strikeouts	6/3 vs. SPR (G2)
Jordan Lawlar	150 Career Hits	6/3 vs. SPR (G1)

## SOD POODLES vs. LEAGUE IN 2023 (REGULAR SEASON)

NORTH DIVISION	OVERALL	HOME	AWAY	SOUTH DIVISION	OVERALL	HOME	AWAY
Arkansas	0-0	0-0	0-0	Corpus Christi	5-7	3-3	2-4
NW Arkansas	3-3	0-0	3-3	Frisco	7-8	3-3	4-5
Springfield	4-2	4-2	0-0	Midland	3-4	2-4	1-0
Tulsa	0-0	0-0	0-0	San Antonio	2-4	0-0	2-4
Wichita	0-0	0-0	0-0	---			

## SOD POODLES vs. LEAGUE ALL-TIME (REGULAR SEASON)

NORTH DIVISION	OVERALL	HOME	AWAY	SOUTH DIVISION	OVERALL	HOME	AWAY
Arkansas	11-14	6-6	5-8	Corpus Christi	46-44	23-17	23-27
NW Arkansas	18-14	8-5	10-9	Frisco	44-48	25-25	19-23
Springfield	17-14	10-8	7-6	Midland	48-40	26-23	22-17
Tulsa	17-21	8-11	9-10	San Antonio	25-25	10-8	15-17
Wichita	10-8	3-3	7-5	---			



## SOD POODLES OFFENSE

**Most Runs, Game:** 13 (2x: Last: 5/31 vs. SPR)  
**Most Runs, Inning:** 7 (4x: Last: 5/31 vs. SPR, 7th inning)  
**Most Hits, Game (Team):** 18 (2x: Last: 5/31 vs. SPR)  
**Most Hits, Game (Indiv.):** 4 (2x: Last: Enriquez, 6/4 vs. SPR)  
**Fewest Hits, Game:** 2 (3x: Last: 5/18 @ FRI)  
**Most Hits, Inning:** 8 (5/5 @ CC, 3rd inning)  
**Most HRs, Game (Team):** 3 (5/31 vs. SPR)  
**Most HRs, Game (Indiv.):** 1 (53x: Last: Tawa, 6/3 vs. SPR, G2)  
**Most HR, Inning (Team):** 2 (3x: Last: Roberts/Lawlar, 6/3 vs. SPR, G1, 6th inning)  
**Most SBs, Game (Team):** 7 (4/12 vs. CC)  
**Most SBs, Game (Indiv.):** 2 (7x: Last: Bliss, 5/31 vs. SPR)  
**Grand Slams:** 1 (Vukovich, 6/4 vs. SPR)  
**Most Runners LOB, Team:** 12 (2x: Last: 5/31 vs. SPR)  
**Most Runs Combined (Two Teams):** 23 (3x: Last: 4/26 vs. FRI)  
**Most Hits Combined (Two Teams):** 33 (4/12 vs. CC)  
**Most Home Runs During Series (Two Teams):** 19 (5/9-5/14 vs. MID)  
**Most Runs To Overcome Deficit:** 10 (4/26 vs. FRI)

## SOD POODLES DEFENSE

**Most Errors, Team:** 4 (2x: Last: 5/23 @ SA)  
**Most Errors, Individual:** 2 (Lawlar, 5/23 @ SA)  
**Most Double Plays:** 3 (4/12 vs. CC)

## SOD POODLES PITCHING

**Most Ks, Team (9 innings):** 14 (5/19 @ FRI)  
**Most Ks, Team (extra innings):** 14 (4/20 @ NWA, 10)  
**Most Walks, Team:** 11 (2x: Last: 5/26 @ SA)  
**Shutouts:** 3 (Last: 5/27 @ SA)  
**Complete Games (9 IP):** --  
**Complete Games (7 IP):** --  
**Complete Game Shutout:** --  
**Complete Game Shutout (9.0 IP):** --  
**Longest Start:** 7.0 IP (Patrick, 5/27 @ SA)  
**Longest Relief Appearance:** 3.1 IP (2x: Last: Workman, 4/26 vs. FRI)  
**Most Ks, Individual:** 8 (2x: Last: Jarvis, 4/19 @ NWA)  
**Most Walks, Individual:** 6 (2x: Last: Olivero, 5/23 @ SA)

## OPPONENTS OFFENSE

**Most Runs, Game:** 16 (2x: Last: 5/11 vs. MID)  
**Most Runs, Inning:** 8 (2x: Last: 5/17 @ FRI, 5th inning)  
**Most Hits, Game (Team):** 19 (5/11 vs. MID)  
**Most Hits, Game (Indiv.):** 5 (2x: Last: Calabuig, 5/11 vs. MID)  
**Fewest Hits, Game:** 2 (3x: Last: 5/27 @ SA)  
**Most Hits, Inning:** 7 (5/17 @ FRI)  
**Most HRs, Game (Team):** 5 (5/9 vs. MID)  
**Most HRs, Game (Indiv.):** 3 (Rave, 4/18 @ NWA)  
**Most SBs, Game (Indiv.):** 3 (Acuña, 4/30 vs. FRI)  
**Grand Slams Against:** 5 (Last: Hicks, 5/20 @ FRI)  
**Most Runners LOB, Team:** 13 (5/20 @ FRI)  
**Most Runs To Overcome Deficit:** 6 (5/20 @ FRI)

## OPPONENTS PITCHING

**Most Ks Team (9 innings):** 14 (2x: Last: 5/17 @ FRI)  
**Most Ks, Team (extra innings):** 14 (4/20 @ NWA)  
**Most Walks, Team:** 10 (4/20 @ NWA)  
**Most Ks, Individual:** 10 (Leiter, 5/17 @ FRI)  
**Most Walks, Individual:** 5 (Cusick, 5/14 vs. MID, G2)

## OPPONENTS DEFENSE

**Most Errors, Team:** 3 (4/12 vs. CC)  
**Most Errors, Individual:** 3 (Whitcomb, 4/12 vs. CC)  
**Most Double Plays:** 2 (6x: Last: 5/24 @ SA)

## MISCELLANEOUS

**Longest Home Game Time (9 innings):** 3:16 (4/12 vs. CC)  
**Shortest Home Game Time (9 innings):** 2:11 (5/30 vs. SPR)  
**Longest Road Game Time (9 innings):** 3:13 (5/5 @ CC)  
**Shortest Road Game Time (9 innings):** 2:05 (5/2 @ CC)  
**Longest Game Time (7 innings):** 2:32 (5/14 vs. MID, G2)  
**Shortest Game Time (7 innings):** 1:39 (6/3 vs. SPR, G2)  
**Longest Extra-Inning Game:** 3:26 (5/20 @ FRI)  
**Longest Game (Innings):** 10 (3x: Last: 5/20 @ FRI)  
**Longest Game Delay (Home):** 0:40, 5/31 vs. SPR (rain)  
**Longest Game Delay (Road):** 1:53, 5/19 @ FRI (rain)  
**Highest Attendance (Home):** 7,165 (5/12 vs. MID)  
**Highest Attendance (Road):** 10,019 (5/16 @ FRI)  
**Lowest Attendance (Home):** 3,231 (4/25 vs. FRI)  
**Lowest Attendance (Road):** 2,399 (4/18 @ NWA)



# LAST TIME IT HAPPENED - 2023

## SOD POODLES (INDIVIDUAL)

**Perfect Game:**  
**No-Hitter (Individual):**  
**No-Hitter (Combined):**  
**No-Hitter (7-Inning):**  
**1-Hitter (Individual):**  
**1-Hitter (Combined):**  
**2-Hitter (Individual):**  
**2-Hitter (Combined):** 3x: Last: 5/27 @ SA, Patrick/Saalfank  
**3-Hitter (Combined):** 4x: Last: 5/30 vs. SPR, Bain/Goddard/Saalfank/Pope  
**3-Hitter (Individual):**  
**Complete Game Shutout (9 Inning):**  
**Complete Game Shutout (7 Inning):**  
**10 or more strikeouts (P):**  
**Four (4) Hits:** Seth Beer (5/31 vs. SPR)  
**Five (5) Hits:**  
**Six (6) Hits:**  
**Three (3) Doubles:**  
**Four (4) Doubles:**  
**Two (2) Triples:**  
**Two HR Game:**  
**Three HR Game:**  
**Grand Slam (Home):** Vukovich (6/4 vs. SPR)  
**Grand Slam (Road):**  
**Inside-The-Park HR:**  
**Back-To-Back HRs:** 2x: Last: Roberts/Vukovich (6/3 vs. SPR, G1)  
**Back-To-Back-To-Back HRs:**  
**HR, Both Sides of the Plate:**  
**Hitting for the Cycle:**

**HR in 2 straight games:** 8x: Last: Tawa (6/3 vs. SPR, G2 - 6/4 vs. SPR)  
**HR in 3 straight games:**  
**HR in 4 straight games:**  
**Triple in 2 straight games:**  
**Five (5) RBI:**  
**Six (6) RBI:**  
**Three Runs:** 7x: Last: Beer (5/31 vs. SPR)  
**Four Runs:**  
**Five Runs:**  
**Two Stolen Bases:** 7x: Last: Bliss (5/31 vs. SPR)  
**Three Stolen Bases:**  
**Four Stolen Bases:**  
**Steal of home (straight):**  
**Steal of home (double steal):** Vukovich/English, 4/12 vs. CC  
**Four (4) Walks:** Roberts (5/31 vs. SPR)  
**Five (5) Walks:**  
**10 Total Bases in a game:**

## SOD POODLES TEAM

**20 Runs, Game:**  
**20 Hits, Game:**  
**10+ Runs, Inning:**  
**Back-to-back 15-hit games:**  
**Everyone in order gets a hit:** 2x: Last: 5/5 @ CC  
**Everyone in order scores a run:** 5/5 @ CC  
**Only player in order to get a hit:**  
**15+ Strikeouts, Game (Batting):**  
**Triple Play:**  
**Winning Streak:** 5 (5/27-6/1)  
**Losing Streak:** 4 (2x: Last: 5/23-5/26)





# HIGHS & LOWS - ALL TIME



## SOD POODLES OFFENSE

**Most Runs, Game:** 20 (9/11/21 vs. TUL)  
**Most Runs, Inning:** 11 (6/11/22 vs. FRI, 8th inning)  
**Most Hits, Game:** 24 (9/11/21 vs. TUL)  
**Most Hits, Game (Indiv.):** 5 (3x: Last: Barrosa, 7/22 @ MID)  
**Fewest Hits, Game:** 0 (5/26/22 @ ARK)  
**Most HRs, Game (Team):** 7, (6/5/21 @ FRI)  
**Most HRs, Game (Indiv.):** 3, Olivares (5/5/19 vs. ARK)  
**Grand Slams:** 11 (Last: Cedenno, 6/30 vs. NWA, 8th inning)  
**Most SBs, Game (Team.):** 7 (4/12/23 vs. CC)  
**Most SBs, Game (Indiv.):** 3 (5x: Last: Barrosa, 9/4/22 vs. FRI)  
**Most Runners LOB, Team:** 14 (3x: Last: 7/30/21 vs. SA)  
**Most Runs Combined (Two Teams):** 32 (9/11/21 vs. TUL)  
**Most Hits Combined (Two Teams):** 37 (2x: Last: 4/23/22 vs SA)  
**Most Home Runs During Series (Two Teams):** 34 (9/7-12/21 vs. TUL)  
**Most Runs To Overcome Deficit:** 10 (4/26/23 vs. FRI)

## SOD POODLES DEFENSE

**Most Errors, Team:** 5 (6/19/21 vs. MID)  
**Most Errors, Individual:** 2 (26x: Last: Lawlar, 5/23/23 @ SA)  
**Most Ground Into Double Plays:** 4 (2x: Last: 9/17/21 vs. FRI)

## SOD POODLES PITCHING

**Most Ks, Team (9 innings):** 17 (2x: Last: 5/9/21 @ TUL)  
**Most Ks, Team (extra innings):** 19 (5/11/19 @ CC)  
**Most Walks, Team:** 12 (8/27/22 @ CC)  
**Shutout:** 23x: Last: 5/27/23 @ SA, Patrick/Saalfrank  
**Last Complete Game (9 IP):** --  
**Last Complete Game (7 IP):** Nelson (G1, 9/1/21 @ SA)  
**Last Complete Game (5 IP):** Walston (7/29/22 vs. CC)  
**Last Complete Game Shutout:** Frias (8/1/21 vs. SA (7))  
**Longest Start:** 8.0 IP (Cecconi, 6/8/22 vs FRI)  
**Longest Relief Appearance:** 3.1 IP (4x, last: Workman, 4/26 vs FRI)  
**Most Ks, Individual:** 12 (4x: Last: Pfaadt: 6/23/22 @ CC)  
**Most Walks, Individual:** 7 (Nelson, 7/6/21 @ SA)



# LAST TIME IT HAPPENED - ALL TIME

## SOD POODLES (INDIVIDUAL)

**Perfect Game:**  
**No-Hitter (Individual):**  
**No-Hitter (Combined):**  
**No-Hitter (7-Inning):** 2x: Tabor, 7/11/21 @ SA; Frias, 8/1/21 vs. SA  
**1-Hitter (Individual):** 7/29/22 (Walston, 5-inning game)  
**1-Hitter (Combined):** 2x: Last: 4/16/22 (Jarvis, Weiss - 7 inning game)  
**2-Hitter (Individual):**  
**2-Hitter (Combined):** 5x: Last: 5/27/23 @ SA, Albright/Saalfrank  
**3-Hitter (Combined):** 19x: Last: 5/30/23 vs. SPR, Bain/Goddard/Saalfrank/Pope  
**3-Hitter (Individual):**  
**Complete Game Shutout (9 Inning):**  
**Complete Game Shutout (7 Inning):** 2x: Tabor, 7/11/21 @ SA; Frias, 8/1/21 vs. SA  
**10 or more strikeouts:** 14x, Last: Walston (7/29/22 vs. CC)  
**Four (4) Hits:** 30x: Last: Beer (5/31/23 vs. SPR)  
**Five (5) Hits:** 3x: Last: Cedenno (8/18/22 @ MID)  
**Six (6) Hits:**  
**Three (3) Doubles:** 3x: Last: Carroll, (4/23/22 vs SA)  
**Four (4) Doubles:**  
**Two (2) Triples:**  
**Two HR Game:** 29x: Last: Cedenno (8/23/22 @ CC)  
**Three HR Game:** Olivares, 5/5/19 @ ARK  
**Grand Slam (Home):** 10x: Last: Vukovich, 6/4/23 vs. SPR  
**Grand Slam (Road):** 2x: Last: De La Cruz, 6/5/21 @ FRI  
**Inside-The-Park HR:** 4x: Last: Basabe (6/19/21 vs WCH)  
**Back-To-Back HRs:** 18x: Last: Roberts/Vukovich (6/3/23 vs. SPR, G1)  
**Back-To-Back-To-Back HRs:**  
**B-2-B-2-B-2-B HRs:** 9/11/21 vs. TUL - Garrett/Kennedy/Fletcher/Canzone (3rd inning)  
**HR, Both Sides of the Plate:** 3x: Last: Stankiewicz (7/15/22 vs SA)  
**Hitting for the Cycle:**

## OPPONENTS OFFENSE

**Most Runs, Game:** 21 (2x: Last: 9/2/22 vs. FRI)  
**Most Runs, Inning:** 11 (9/2/22 vs. FRI, 5th inning)  
**Most Hits, Game (Team):** 23 (9/2/22 vs. FRI)  
**Most Hits, Game (Indiv.):** 6 (Guldberg, 4/10/22 vs MID)  
**Fewest Hits, Game:** 0 (2x: Last: 8/1/21 vs. SA - Frias no-hitter)  
**Most HRs, Game (Team):** 9 (Last: 5/17/22 vs. TUL)  
**Most HRs, Game (Indiv.):** 4 (Chandler Redmond, 8/10/22 vs SPR)  
**Most SBs, Game (Indiv.):** 3 (Acuña, 4/30/23 vs. FRI)  
**Grand Slams:** 23 (Last: Hicks, 5/20/23 @ FRI, off Hill, 5th inning)  
**Most Runners LOB, Team:** 16 (4/10/22 vs. MID)  
**Most Runs To Overcome Deficit:** 10 (7/18/21 @ MID)

## OPPONENTS PITCHING

**Most Ks Team (9 innings):** 17 (2x: Last: 5/9/21 @ TUL)  
**Most Ks, Team (extra innings):** 19 (5/11/19 @ CC, 10)  
**Most Walks, Team:** 10 (4x: Last: 4/20 @ NWA)  
**Shutout:** 21x: Last: 4/22 @ NWA  
**Last Complete Game:** Jones (5/26/22 (2) @ ARK)  
**Last Complete Game Shutout (7 IP):** Jones (5/26/22 (2) @ ARK)  
**Most Ks, Individual:** 14 (Dustin May, 6/22/19 @ TUL)  
**Most Walks, Individual:** 7 (Robaina, 7/31/22 vs. CC)

## OPPONENTS DEFENSE

**Most Errors, Team:** 4 (5x: Last: 7/22/22 @ MID)  
**Most Errors, Individual:** 3 (3x: Last: Whitcomb, 4/12/23 vs. CC)  
**Most Ground Into Double Plays:** 4 (2x: Last: 9/14/22 @ SA)

## MISCELLANEOUS

**Longest Home Game Time (9 innings):** 4:08 (9/11/21 vs. TUL)  
**Shortest Home Game Time (9 innings):** 2:01 (6/8/22 vs FRI)  
**Longest Road Game Time (9 innings):** 3:34 (7/29/19 @ NWA)  
**Shortest Road Game Time (9 innings):** 1:50 (8/21/22 @ MID)  
**Longest Game Time (7 innings):** 2:36 (9/1/21 @ SA)  
**Shortest Game Time (7 innings):** 1:29 (5/26/22 (2) @ ARK)  
**Longest Extra-Inning Game:** 4:08 (4/22/22 vs. SA, 11)  
**Longest Game (Innings):** 12 (2x: Last: 5/27/22 @ ARK)  
**Longest Game Delay (Home):** 3:15 (5/18/21 vs. MID)  
**Longest Game Delay (Road):** 1:53 (5/19/23 @ FRI)  
**Highest Attendance (Home):** 7,481 (7/3/22 vs. NWA)  
**Highest Attendance (Road):** 10,366 (5/18/19 @ FRI)  
**Lowest Attendance (Home):** 3,851 (6/1/22 vs. MID)  
**Lowest Attendance (Road):** 1,906 (8/17/22 @ MID)  
**Largest Margin of Victory:** 15 (19-4, 6/9/21 vs. CC)  
**Largest Margin of Defeat:** 19 (21-2, 9/2/22 vs. FRI)

**HR in 2 straight games:** 51x: Last: Tawa (6/3/23 vs. SPR, G2 - 6/4/23 vs. SPR)  
**HR in 3 straight games:** 7x: Last: Yerzy (8/11-14/22 vs SPR)  
**HR in 4 straight games:**  
**Triple in 2 Straight games:** 5x: Last: Carroll (5/17-18 vs. TUL)  
**Triple in 3 straight games:** Carroll, 6/12-15 vs. FRI, @ SA)  
**Five (5) RBI:** 11x: Last: Centeno (8/16/22 @ MID)  
**Six (6) RBI:** 4x: Last: Forbes, (7/28/22 vs. CC)  
**Seven (7) RBI:** Fletcher (5/8/22 vs MID)  
**Four Runs:** 6x: Last: Barrosa (7/2/22 vs NWA)  
**Five Runs:** Perdomo (9/11/21 vs. TUL)  
**Two Stolen Bases:** 41x: Last: Bliss (5/31/23 vs. SPR)  
**Three Stolen Bases:** 5x: Last: Barrosa (9/4/22 vs FRI)  
**Four Stolen Bases:**  
**Steal of home (straight):** 2x: Last: Barrosa (9/4/22 vs FRI)  
**Steal of home (double steal):** 2x: Last: Vukovich/English (4/12/23 vs. CC)  
**Four (4) Walks:** 3x: Last: Roberts (5/31/23 vs. SPR)  
**10 Total Bases in a Game:** 6x: Last: Fletcher, 5/8/22 vs. MID  
**Most Total Bases in a game:** 12 (2x: Last: Kennedy (9/11/21 vs. TUL))

## SOD POODLES TEAM

**20 Runs, Game:** 20, 9/11/21 vs. TUL  
**20 Hits, Game:** 5x: Last: 20, 8/18/22 @ MID  
**10+ Runs, Inning:** 2x: Last: 6/11/22 vs. FRI (11, 8th inning)  
**Back-to-back 15-hit games:** 2x: Last: 4/22-4/23/22 vs. SA  
**Everyone in order gets a hit:** 28x: Last: 5/5/23 @ CC  
**Everyone in order gets multiple-hits:** 5/8/22 vs. MID  
**Everyone in order scores a run:** 7x: Last: 5/5/23 @ CC  
**Only player in order to get a hit:** 4x: Last: Diaz, G1, 9/1/21 @ SA  
**15+ Strikeouts, Game (Batting):** 16x: Last: 6/25/22 @ CC (16)  
**Triple Play:**  
**Winning Streak:** 6 (9/10-9/16/22)  
**Losing Streak:** 7 (7/30-8/6/22)



[illegible][illegible][illegible]



Game	Date	Opponent	W/L	Winning Pitcher	Losing Pitcher	Save	Record	Standing	Attendance	TOG
1	4/6	@ FRI	L, 12-4	Anderson, G (1-0)	Jarvis, B (0-1)	-	0-1	T-2nd (-1.0)	8,320	2:28
2	4/7	@ FRI	W, 3-1	Albright, L (1-0)	Krauth, N (0-1)	Backhus, K (1)	1-1	T-1st (+0.5)	8,655	2:16
3	4/8	@ FRI	W, 5-3	Rice, J (1-0)	Starr, N (0-1)	Vizcaino, R (1)	2-1	T-1st (+1.0)	9,030	2:57
4/9-10		OFF								
4	4/11	CC	L, 5-4	Melendez, J (1-0)	Patrick, C (0-1)	Macuare, A (1)	2-2	T-2nd (-1.0)	5,452	2:26
5	4/12	CC	W, 13-10	Mantiply, J (1-0)	Robaina, J (0-1)	-	3-2	T-1st (+1.0)	4,093	3:16
6	4/13	CC	W, 5-2	Jarvis, B (1-1)	Cobos, F (0-1)	Montes De Oca, C (1)	4-2	1st (+1.0)	4,547	2:39
7	4/14	CC	L, 13-10	Sprinkle, J (1-0)	Albright, L (1-1)	-	4-3	T-1st (+1.0)	6,417	2:54
8	4/15	CC	W, 5-3	Mantiply, J (2-0)	Gordon, C (0-2)	Backhus, K (2)	5-3	1st (+1.0)	6,146	2:28
9	4/16	CC	L, 11-5	Melendez, J (2-0)	Patrick, C (0-2)	-	5-4	T-1st (+1.0)	5,187	2:54
4/17		OFF								
10	4/18	@ NWA	L, 16-6	Del Rosario, Y (1-0)	Olivero, D (0-1)	-	5-5	T-1st (+1.0)	2,399	2:40
11	4/19	@ NWA	W, 5-0	Jarvis, B (2-1)	Veneziano, A (1-1)	-	6-5	T-1st (+1.0)	2,792	2:29
12	4/20	@ NWA	W, 3-2 (10)	Otanez, M (1-0)	Biasi, D (1-1)	Rice, J (1)	7-5	1st (+0.5)	3,751	3:08
13	4/21	@ NWA	L, 5-0	Hoffmann, A (2-1)	Hill, J (0-1)	-	7-6	T-1st (+1.0)	4,690	2:26
14	4/22	@ NWA	L, 5-0	Marsh, A (1-0)	Patrick, C (0-3)	-	7-7	T-1st (+3.0)	4,856	2:14
15	4/23	@ NWA	W, 6-2	Saalfrank, A (1-0)	Way, B (0-2)	-	8-7	T-1st (+0.5)	4,640	2:48
4/24		OFF								
16	4/25	FRI	W, 9-7	Rice, J (2-0)	Starr, N (1-2)	Backhus, K (3)	9-7	T-1st (+1.0)	3,231	2:34
17	4/26	FRI	W, 12-11 (10)	Workman, B (1-0)	Church, M (0-1)	-	10-7	1st (+1.0)	3,275	3:24
18	4/27	FRI	L, 5-1	Roby, T (1-2)	Bain, J (0-1)	-	10-8	1st (+0.5)	6,239	2:38
19	4/28	FRI	L, 12-6	Speas, A (1-0)	Patrick, C (0-4)	-	10-9	2nd (-0.5)	4,393	2:55
20	4/29	FRI	W, 11-4	Olivero, D (1-1)	Leiter, J (0-2)	-	11-9	1st (+0.5)	5,928	2:38
21	4/30	FRI	L, 12-7	Church, M (1-1)	Tineo, M (0-1)	-	11-10	T-1st (+0.5)	5,125	2:53
5/1		OFF								
22	5/2	@ CC	L, 3-1	Robaina, J (1-2)	Fisher, H (0-1)	-	11-11	T-2nd (-1.0)	2,774	2:05
23	5/3	@ CC	W, 3-0	Pope, A (1-0)	Kouba, R (1-1)	Backhus, K (4)	12-11	T-1st (+1.5)	2,401	2:15
24	5/4	@ CC	L, 6-1	Gordon, C (2-2)	Patrcik, C (0-5)	-	12-12	T-2nd (-1.0)	3,678	2:11
25	5/5	@ CC	W, 12-8	Goddard, J (1-0)	Plumlee, P (0-1)	-	13-12	T-1st (+2.5)	4,651	3:13
26	5/6	@ CC	L, 12-7	VanWey, L (1-0)	Tineo, M (0-2)	-	13-13	T-2nd (-1.0)	4,327	2:49
27	5/7	@ CC	L, 5-4	Arrighetti, S (2-2)	Albright, L (1-2)	McDonald, C (1)	13-14	T-2nd (-2.0)	4,726	2:28
5/8		OFF								
28	5/9	MID	L, 11-9	Supak, T (2-0)	Hill, J (0-2)	-	13-15	2nd (-3.0)	6,284	2:47
29	5/10	MID	W, 6-3	Saalfrank, A (2-0)	Salinas, R (1-2)	-	14-15	2nd (-2.0)	4,495	2:20
30	5/11	MID	L, 16-6	Pérez, F (1-0)	Olivero, D (1-2)	-	14-16	2nd (-3.0)	5,363	2:56
31	5/12	MID	L, 6-1	Cushing J (1-0)	Tineo, M (0-3)	-	14-17	3rd (-4.0)	7,165	2:27
	5/13	MID	PPD							
32	5/14(1)	MID	W, 10-1	Albright, L (2-2)	Ginn, J (0-2)	-	15-17	-	0	1:40
33	5/14(2)	MID	L, 13-1	Tomioka, S (1-0)	Hill, J (0-3)	-	15-18	3rd (-4.0)	4,621	2:32
5/15		OFF								
34	5/16	@ FRI	L, 3-2	Church, M (2-2)	Goddard, J (1-1)	Starr, N (1)	15-19	3rd (-4.0)	10,019	2:30
35	5/17	@ FRI	L, 10-4	Leiter, J (2-2)	Olivero, D (1-3)	-	15-20	T-4th (-4.0)	2,890	2:27
36	5/18	@ FRI	L, 7-1	Garcia, R (1-3)	Bain, J (0-2)	-	15-21	5th (-4.0)	3,480	2:13
37	5/19	@ FRI	W, 2-1	Albright, L (3-2)	White, O (1-1)	Rice, J (2)	16-21	T-4th (-4.0)	5,943	2:24 (1:53)
38	5/20	@ FRI	L, 8-7 (10)	Kelly, A (2-0)	Stumpo, M (0-1)	-	16-22	T-4th (-5.0)	7,070	3:26
39	5/21	@ FRI	W, 3-1	Patrick, C (1-5)	Church, M (2-3)	Montes De Oca, C (2)	17-22	T-4th (-5.0)	6,306	2:32
5/22		OFF								
40	5/23	@ SA	L, 14-4	Bachar, L (2-0)	Olivero, D (1-4)	-	17-23	5th (-5.0)	5,054	2:48
41	5/24	@ SA	L, 4-3	Hernandez, N (3-1)	Montes De Oca, C (0-1)	-	17-24	5th (-5.0)	4,990	2:35
42	5/25	@ SA	L, 5-4	Kopps, K (3-0)	Otanez, M (1-1)	Jacob, A (1)	17-25	5th (-6.0)	3,549	2:35
43	5/26	@ SA	L, 8-2	Wolf, J (3-5)	Hill, J (0-4)	-	17-26	5th (-7.0)	4,124	2:57
44	5/27	@ SA	W, 1-0	Patrick, C (2-5)	Snider, D (0-3)	Saalfrank, A (1)	18-26	5th (-6.0)	4,828	2:30
45	5/28	@ SA	W, 9-3	Grammes, C (1-0)	Henry, H (1-2)	-	19-26	5th (-5.0)	3,530	2:46
5/29		OFF								
46	5/30	SPR	W, 7-1	Bain, J (1-2)	Gragg, L (0-3)	-	20-26	5th (-4.0)	4,179	2:11
47	5/31	SPR	W, 13-8	Stumpo, M (1-1)	Sawyer, L (1-2)	-	21-26	4th (-4.0)	4,177	3:03
48	6/1	SPR	W, 3-2	Grammes, C (2-0)	Pereira, W (3-3)	-	22-26	4th (-4.0)	4,690	1:54
49	6/2	SPR	PPD							
49	6/3 (1)	SPR	L, 5-4 (8)	Roycroft, C (1-0)	Backhus, K (0-1)	Granillo, A (2)	22-27	4th (-3.5)	-	2:26
50	6/3 (2)	SPR	W, 6-1 (7)	Olivero, D (2-4)	Hernandez, K (5-2)	-	23-27	4th (-4.0)	6,502	1:39
51	6/4	SPR	L, 6-5	Sawyer, L (2-2)	Grammes, C (2-1)	-	23-28	4th (-4.0)	5,636	2:44





# SOD POODLES 2023 DAY-BY-DAY



GAME	DATE	OPPONENT	W/L	WINNING PITCHER	LOSING PITCHER	SAVE	RECORD	STANDING	ATTENDANCE	TOG
52	6/6	@ MID	W, 8-4	Albright, L (4-2)	Estes, J (3-4)	--	24-28	4th (-4.0)	3,738	2:33
53	6/7	@ MID								
54	6/8	@ MID								
55	6/9	@ MID								
56	6/10	@ MID								
57	6/11	@ MID								
	6/12	OFF								