

# OMAHA STORM CHASERS GAME NOTES

## vs. IOWA CUBS

LHP Angel Zerpa (0-1, 4.15 ERA) vs. RHP Ben Brown (3-5, 4.95 ERA)

Monday, July 3, 2023 | Game #78 | Home Games #43

7:05 CT First Pitch | Werner Park | Papillion, Nebraska

Radio: [stormchasers.mixlr.com](http://stormchasers.mixlr.com) | TV: Bally Live, MiLB.TV

2-3 / 40-37

3-2 / 46-32

Omaha Storm Chasers | 12356 Ballpark Way, Papillion, Nebraska 68046 | (402) 738-5100 | [OmahaStormChasers.com](http://OmahaStormChasers.com) | @OMASstormChasers

### UPCOMING SCHEDULE & PROBABLE PITCHERS

#### UPCOMING GAMES

#### OPPONENT





#### TIME (CT)

#### PROBABLE PITCHERS

Tuesday, July 4	@ Gwinnett	6:05 p.m. CT	LHP Ryan Yarbrough (0-0, 2.08 ERA) @ TBD
Wednesday, July 5	@ Gwinnett	6:05 p.m. CT	LHP Anthony Veneziano (4-0, 3.64 ERA) @ TBD
Thursday, July 6	@ Gwinnett	6:05 p.m. CT	RHP Max Castillo (2-6, 4.60 ERA) @ TBD
Friday, July 7	@ Gwinnett	6:05 p.m. CT	LHP Cole Ragans (0-1, 9.64 ERA) @ TBD

### THE MATCHUP

(UNDERLINE = MiLB LEADER) (BOLD = TRIPLE-A LEADER) (ITALICS = TRIPLE-A WORST)

			
.270 (6TH) <b>AVG</b> > .271 (5TH)	5.20 (9TH) < <b>ERA</b>	5.51 (14TH)	
445 (8TH) <b>R</b> > 495 (3RD)	1.56 (11TH) <b>WHIP</b> > 1.57 (13TH)		
698 (5TH) < <b>H</b> 691 (8TH)	.266 (13TH) <b>AVG</b> > .256 (7TH)		
88 (13TH) <b>HR</b> > 102 (11TH)	679.2 (10TH) < <b>IP</b> 661.0 (20TH)		
356 (12TH) <b>BB</b> > 396 (3RD)	697 (14TH) <b>H</b> > 648 (13RD)		
664 (7TH) < <b>K</b> 697 (13TH)	433 (7TH) < <b>R</b> 449 (15TH)		
147 (1ST) < <b>SB</b> 59 (16TH)	105 (12TH) <b>HR</b> > 91 (7TH)		
.364 (7TH) <b>OBP</b> > .375 (2ND)	366 (11TH) < <b>BB</b> 391 (17TH)		
.446 (10TH) <b>SLG</b> > .472 (4TH)	675 (14TH) <b>K</b> > 732 (4TH)		
.810 (9TH) <b>OPS</b> > .847 (2ND)	1 (15TH) <b>SHO</b> > 5 (3RD)		

ALL-TIME vs. Cubs ..... 533-504 (.514)  
 Since 2005: ALL-TIME in Omaha ..... 76-75 (.503)  
 Since 2005: ALL-TIME in Iowa ..... 68-88 (.436)

2023 vs. Cubs ..... 4-5 (.444)  
 2023 at Werner Park ..... 2-3 (.400)  
 2023 at Principal Park ..... 2-2 (.500)

DATE	H/R	SCORE	WIN	LOSS	SAVE
4/11	R	<b>L, 9-6</b>	R. Elias	M. Mayers	M. Rodriguez
4/12	R	<b>W, 10-6</b>	J. Kowar	R. Thompson	-
4/13	R	<b>L, 14-1</b>	N. Neidert	J. Heasley	-
4/14	R	<b>W, 11-8</b>	C. Snider	M. Rodriguez	N. Wittgren
4/15	R	<i>PPD/Rain</i>			
4/16 G1	R	<i>CNLD/Snow</i>			
4/16 G2	R	<i>CNLD/Snow</i>			
6/28	H	<b>L, 9-2</b>	C. Kilian	B. Keller	-
6/29	H	<b>W, 8-3</b>	M. Mayers	R. Thompson	-
6/30	H	<b>L, 6-5</b>	M. Rodriguez	J. Kowar	-
7/1	R	<i>PPD/Rain</i>			
7/2 G1	H	<b>W, 11-1</b>	J. Bowlan	C. Clarke	-
7/2 G2	H	<b>L, 6-2</b>	N. Neidert	C. Ragans	-
7/3	H				
8/8	H				
8/9	H				
8/10	H				
8/11	H				
8/12	H				
8/13	H				
9/5	R				
9/6	R				
9/7	R				
9/8	R				
9/9	R				
9/10	R				

### STORM CHASERS ON THE RISE

8 Omaha players that appear on a Top-30 Royals prospects ranking

PLAYER (Position)	MLB PIPELINE	BASEBALL AMERICA
Tyler Gentry (OF)	Royals No. 6	Royals No. 7
Jonathan Bowlan (RHP)	Royals No. 7	Royals No. 13
Angel Zerpa (LHP) <i>REHAB</i>	Royals No. 9	Royals No. 14
Alec Marsh (RHP)	Royals No. 14	Royals No. 11
Will Klein (RHP)	Royals No. 22	Royals No. 23
Tucker Bradley (OF)	Royals No. 26	-
Anthony Veneziano (LHP)	-	Royals No. 9
Christian Chamberlain (LHP)	-	Royals No. 24





### STORM CHASERS PRESS BOX

Game Notes compiled by Nicholas Badders

Credential Requests: [nicholasb@omahastormchasers.com](mailto:nicholasb@omahastormchasers.com)

Omaha Storm Chasers gameday information, as well as the 2023 Storm Chasers Media Guide can be found at [milb.com/omaha/ballpark/media](http://milb.com/omaha/ballpark/media).

### YESTERDAY'S GAMES

	1	2	3	4	5	6	7	R	H	E	LO
 Iowa	0	0	0	1	0	0	0	1	4	0	8
 Omaha	1	0	6	0	2	2	x	11	16	0	6
WIN: Jonathan Bowlan (2-0)   LOSS: Chris Clarke (0-3)   SAVE: None											
	1	2	3	4	5	6	7	R	H	E	LO
 Iowa	0	0	0	0	5	0	1	6	10	0	3
 Omaha	0	0	0	2	0	0	0	2	6	0	3
WIN: Nick Neidert (4-3)   LOSS: Cole Ragans (0-4)   SAVE: None											

PAPILLION, NEB. — After a rainout Saturday, the Omaha Storm Chasers played their first doubleheader of the season on Sunday and split the two games with the Iowa Cubs, with a loud 11-1 win in Game 1 and a 6-2 loss in Game 2.

- ✦ In the first game, Omaha's offense exploded for 11 runs on 16 hits that came across just the first six innings of the game. Eight players recorded hits and five multi-hit performances.
- ✦ After Brad Keller opened the first game with 2.0 scoreless innings in his second Major League rehab outing, Jonathan Bowlan followed with 4.1 innings and earned his second win in as many Triple-A appearances ... Bowlan held the I-Cubs to just a run and struck out seven, pitching into the seventh inning in the day's opener ... Evan Sisk inherited a pair of runners from Bowlan and struck out two to close out the 10-run victory.
- ✦ In his Royals organization debut, left-hander Cole Ragans cruised through four innings, holding Iowa to three hits and no runs in that span with five strikeouts ... while Omaha scored a pair in the fourth for a brief lead, Ragans could not work out of the fifth and surrendered five more hits that scored five runs, on a two-run single and three-run homer that tied the game and promptly gave the I-Cubs a lead.
- ✦ In the second game, Logan Porter doubled in the sixth to stretch his on-base streak to 28 games, while Have brought his on-base streak to 14 games and Paxton Wallace recorded a pair of hits including a double, his first Triple-A extra-base hit and multi-hit game.

### NOTES AND NUGGETS

#### JUNE TUNE

- 7 games under .500 entering June (22-29), the Storm Chasers went 17-7 last month and finished the 1st half a season-best 4 games above .500 (38-34) ... 17 wins last month led the league and are tied for 4th-most of any full-season MiLB team.
- ✦ As an offense last month, Omaha's .281 average (226-for-804) ranked 3rd in the International League, while the team's .380 on-base percentage ranked 4th.
- ✦ As a pitching staff, a .232 opponents' average (187-for-806) led the league, while the team's 4.35 (104 ER in 215.1 IP) ERA ranked 2nd-best.

#### PUSHING PORTER

- While he started off the season slugging in April and slumped in May, catcher Logan Porter flipped a switch in June at the plate.
- ✦ Porter has reached base in 28 straight games, it's the longest of his career, the 2nd-longest active streak in the International League behind with Scranton/WB's Carlos Narvaez and the 4th-longest in the Minor Leagues right now ... since May 23 when the streak began, he's hitting .320 (31-for-97) with a .452 OBP.
- ✦ After finishing 2022 with the 4th-highest on-base percentage in Minor League Baseball (.442), Porter drew just 15 walks over 40 games between April and May, for a .325 OBP ... In June alone, he drew 22 walks over 21 games and with a .500 OBP last month, to go along with a .348 average (24-for-69) and hits in 17 of 21 games.

#### THAT'S WHAT SPEED DO

- The Chasers have 147 steals in 77 games (average 1.91 SB/game) and have been caught 29 times for a success rate of 83.52%.
- ✦ Omaha's 147 steals are the most of any Triple-A team and still 5th of all teams in Minor League Baseball ... the Clearwater Threshers (Philadelphia Single-A) lead the minors (179) ... Omaha is 46 steals away from breaking the franchise's single-season record of 192, set in 1986 and need to average 0.66 steals/game the rest of the season.
- ✦ The Chasers have stolen at least one base in 54 of 77 games (70.13%), with multiple steals in 39 games and 10 occasions of 5+ steals.

#### THE FUTURE IS HERE

- Last Monday, it was announced pitcher Will Klein will represent the Kansas City Royals at the 2023 SiriusXM All-Star Futures Game at Seattle's T-Mobile Park on Saturday, July 8.
- ✦ Klein earned his first promotion to Triple-A on June 13 ... in 5 games with Omaha, he's allowed just 2 earned runs in 7.0 innings (2.57 ERA) and had recorded 13 strikeouts.
- ✦ Klein's fastball has averaged 97.5 mph over his 7.0 innings with Omaha with a team-best 100.7mph fastball in his outing on June 21 @ Rochester.
- ✦ Between the two levels this season, Klein has 57 strikeouts in 36.1 IP (14.12 K/9), the 2nd-highest K/9 among Royals minor league pitchers that have thrown at least 35.0 innings in 2023 ... his 34.3% K% ranks 4th among that same group.

#### FULL HOUSE

- Tonight, the Storm Chasers are expecting a sell out (9,023), or close to a capacity crowd at Werner Park ... since the ballpark opened in 2011, there have been 24 sellouts for Storm Chasers games ... last year's July 4 crowd vs. Toledo was 8,504.
- ✦ 8 of the 24 sellouts have been on either July 3 or 4 ... the team had a sell out in the final game of the 2022 season, on September 24, 202 vs. these same Iowa Cubs.

### AT A GLANCE

#### RECENT (L1)

Last 5 Games ..... 2-3  
 Last 10 Games ..... 6-4  
 Last 20 Games ..... 15-5

#### SPLIT SEASON

1st Half ..... 38-34  
 2nd Half ..... 2-3

#### HOME/AWAY

Home Games ..... 19-23  
 Away Games ..... 21-14

#### TIME OF DAY

Night Games ..... 26-26  
 Day Games ..... 14-11

#### MONTH

March ..... 1-0  
 April ..... 9-15  
 May ..... 12-14  
 June ..... 17-7  
 July ..... 1-1  
 August .....  
 September .....

#### OPPONENT

vs. Columbus ..... 6-0  
 vs. Gwinnett ..... 1-5  
 vs. Indianapolis ..... 8-0  
 vs. Iowa ..... 4-5  
 vs. Louisville ..... 2-4  
 vs. Memphis ..... 2-4  
 vs. Nashville ..... 2-4  
 vs. Rochester ..... 4-2  
 vs. Scranton/WB ..... 3-3  
 vs. St. Paul ..... 2-4  
 vs. Toledo ..... 6-6

#### DAY OF THE WEEK

on Monday .....  
 on Tuesday ..... 4-8  
 on Wednesday ..... 5-8  
 on Thursday ..... 7-6  
 on Friday ..... 11-3  
 on Saturday ..... 5-7  
 on Sunday ..... 8-5

#### THIS WEEK'S SERIES

Record ..... 2-3  
 Batting Average ..... (.304)  
 Runs/Per Game ..... 28/5.6  
 Home Runs ..... 62  
 ERA ..... 5.49 (25 ER / 41.0 IP)  
 Strikeouts (K/9) ..... 44 (9.7)  
 Saves/Opportunities ..... 0/1

## QUICK FACTS

Founded.....	2011 (1969-2010: Omaha Royals)
Colors.....	Royal Blue, Twister Gold, Blackout Black
League.....	International League (Since 2021)
Ownership.....	Alliance Baseball Omaha LLC
General Manager.....	Laurie Schlender (4th Year)
Home Ballpark (Capacity).....	Werner Park (9,023, 6,254 fixed seats)
Dimensions.....	LF- 310 CF- 402 RF- 315

## ACTIVE ROSTER BREAKDOWN

Age 23.....	2	Native of Cuba.....	1
Age 24.....	3	Native of United States.....	22
Age 25.....	5	Native of Venezuela.....	4
Age 26.....	9	Acquired by Royals via Free Agency.....	10
Age 27.....	3	(International).....	1
Age 28.....	1	(Minor League).....	6
Age 29.....	2	(Undrafted).....	3
Age 31.....	1	Acquired by Royals via Trade.....	5
Age 34.....	1	Acquired by Royals via First Year Player Draft.....	12
Average Age.....	26 Years 95 Days	(High School).....	0
Median Age.....	26	(Rounds 1-5).....	6
		(2017 Draft).....	1
		(2nd Year/College).....	1
		(Rounds 6-10).....	3
		(2018 Draft).....	4
		(3rd Year/College).....	9
		(Rounds 11-20).....	1
		(2019 Draft).....	4
		(4th+ Year/College).....	2
		(Rounds 21-40).....	2
		(2020 Draft).....	3

## PRO-NUN-SEE-AY-SHUNS

## PLAYERS

2 RYAN GOINS.....	(GO-ins)
6 CLAY DUNGAN.....	(duhn-ginn)
11 ADEINY HECHAVARRIA.....	(ah-DAY-nee etch-ah-vah-RIA)
17 ANGELO CASTELLANO.....	(kass-tay-AH-noh)
21 MIKE MAYERS.....	(Myers)
22 JERMAINE PALACIOS.....	(pah-LAH-see-ohs)
25 COLE RAGANS.....	(ray-gins)
31 JONATHAN BOWLAN.....	(boh-lin)
37 JACKSON KOWAR.....	(coh-wahr)
41 ANGEL ZERPA.....	(AHN-hel SAIR-pah)
48 RYAN YARBROUGH.....	(YAHR-bro)
50 MAX CASTILLO.....	(ca-STEE-yo)
55 JONAH DIPOTO.....	(dih-POH-to)
56 ANTHONY VENEZIANO.....	(va-nee-ee-ah-no)
58 BROOKS KRISKE.....	(KRIS-kee)
60 JOSÉ BRICEÑO.....	(bee-SEN-yo)

## COACHES

23 MIKE JIRSCHKE.....	(jursh-LEE)
33 DAVID NOWORYTA.....	(Nova-REE-tah)
52 BIJAN RADEMACHER.....	(bee-ZHON RAH-de-moch-err)

## UNIFORM RECORDS

## STANDARD UNIFORMS

<b>Blue Vortex</b> Home: 6-11 Road: 0-0	<b>Blue O-Bolt</b> Home: 4-1 Road: 21-15	<b>Powder SC</b> Home: 6-5 Road: 0-0	<b>Powder O</b> Home: 3-0 Road: 0-0
<b>Home White</b> Home: 5-10 Road: 0-0	<b>Road Grey</b> Home: 0-0 Road: 9-8	<b>Blue O-Bolt</b> Home: 4-1 Road: 12-7	<b>Powder Blue</b> Home: 6-5 Road: 0-0

## SPECIALTY/THEME NIGHTS (1-5)

<b>Black O-Bolt</b> Home: 0-3 Road: 0-0	<b>Patriotic</b> Home: 0-0 Road: 0-0	<b>Runzas</b> Home: 0-1 Road: 0-0	<b>Cattlemen</b> Home: 0-1 Road: 0-0	<b>Rockets</b> Home: 0-0 Road: 0-0	<b>Marvel</b> Home: 0-0 Road: 0-0	<b>Throwback</b> Home: 0-0 Road: 0-0
<b>Community</b> Home: 0-3 Road: 0-0	<b>Star Wars</b> Home: 1-0 Road: 0-0	<b>Patriotic</b> Home: 0-1 Road: 0-0	<b>Runzas</b> Home: 0-1 Road: 0-0	<b>Cattlemen</b> Home: 0-1 Road: 0-0	<b>Rockets</b> Home: 0-0 Road: 0-0	<b>Marvel</b> Home: 0-0 Road: 0-0

## RECENT TRANSACTIONS

## 2023 BREAKING ROSTER


**Pitchers (15):** RHP Max Castillo, LHP Austin Cox, RHP Jonathan Heasley, RHP Jackson Kowar, RHP Brooks Kriske, LHP Marcelo Martinez, RHP Mike Mayers, RHP Andrés Núñez, LHP Drew Parrish, LHP Evan Sisk, RHP Collin Snider, RHP Josh Staumont, LHP Josh Taylor, RHP Ryan Weiss, RHP Nick Wittgren

**Catchers (3):** Freddy Fermin, Logan Porter, Jakson Reetz

**Infielders (6):** CJ Alexander, Angelo Castellano, Maikel Garcia, Nick Loftin, Nick Pratto, Samad Taylor


**Outfielders (3):** Dairon Blanco, Tucker Bradley, Brewer Hicklen

59. 6/9	OF <b>Nate Eaton</b> recalled by KANSAS CITY from Omaha	81.	RHP <b>Jonathan Bowlan</b> transferred to Omaha from NW Arkansas (AA)
60. 6/11	INF <b>CJ Alexander</b> placed on the 7-Day Injured List	83. 6/22	LHP <b>Amir Garrett</b> sent on a rehab assignment to Omaha
61.	INF <b>Greyson Jenista</b> transferred to Omaha from NW Arkansas (AA)	84.	RHP <b>Mike Mayers</b> sent outright to Omaha
62.	INF <b>Paxton Wallace</b> transferred to Omaha from Quad Cities (A+)	85. 6/23	OF <b>Nate Eaton</b> recalled by KANSAS CITY from Omaha
63. 6/12	OF <b>Dairon Blanco</b> selected by KANSAS CITY from Omaha	86.	INF <b>Paxton Wallace</b> transferred to Omaha from Quad Cities (A+)
64. 6/13	RHP <b>Will Klein</b> transferred to Omaha from NW Arkansas (AA)	87. 6/24	LHP <b>Ryan Yarbrough</b> sent on a rehab assignment to Omaha
65.	RHP <b>Alec Marsh</b> transferred to Omaha from NW Arkansas (AA)	88.	RHP <b>Jackson Kowar</b> optioned to Omaha
66.	OF <b>John Rave</b> transferred to Omaha from NW Arkansas (AA)	89.	RHP <b>James McArthur</b> recalled by KANSAS CITY from Omaha
67.	INF <b>Greyson Jenista</b> transferred to NW Arkansas (AA) from Omaha	90. 6/26	OF <b>Nate Eaton</b> optioned to Omaha
68.	INF <b>Paxton Wallace</b> transferred to Quad Cities (A+) from Omaha	91. 6/27	RHP <b>Daniel Mengden</b> released
69.	OF <b>Kyle Isbel</b> sent on a rehab assignment to Omaha	92.	RHP <b>Andrés Núñez</b> traded to Boston Red Sox
70.	INF <b>Matt Beatty</b> assigned to Omaha	93.	OF <b>Kyle Isbel</b> returned to KANSAS CITY from rehab assignment
71.	INF <b>Jermaine ios</b> assigned to Omaha	94. 6/28	LHP <b>Angel Zerpa</b> 's rehab assignment transferred to Omaha
72. 6/15	INF <b>Johan Camargo</b> released	95.	RHP <b>Brad Keller</b> sent on a rehab assignment to Omaha
73. 6/16	INF <b>Adeiny Hechavarria</b> assigned to Omaha	96.	LHP <b>Marcelo Martinez</b> released
74.	INF <b>Samad Taylor</b> recalled by KANSAS CITY from Omaha	97. 6/30	RHP <b>Alec Marsh</b> recalled by KANSAS CITY from Omaha
75.	OF <b>Nate Eaton</b> optioned to Omaha	98.	RHP <b>James McArthur</b> optioned to Omaha
76.	C <b>José Briceño</b> transferred to Omaha from NW Arkansas (AA)	99.	INF <b>Michael Massey</b> sent on a rehab assignment to Omaha
77.	C <b>Jakson Reetz</b> released	100.	LHP <b>Amir Garrett</b> returned to KANSAS CITY from rehab assignment
78. 6/18	RHP <b>Brooks Kriske</b> selected by KANSAS CITY from Omaha	101. 7/1	LHP <b>Cole Ragans</b> acquired in a trade with TEXAS and optioned to Omaha
79.	INF <b>Matt Beatty</b> selected by KANSAS CITY from Omaha	102.	RHP <b>Brooks Kriske</b> optioned to Omaha
80. 6/20	LHP <b>Drew Parrish</b> transferred NW Arkansas (AA) from Omaha	103.	RHP <b>Collin Snider</b> recalled by KANSAS CITY from Omaha



## MANAGER: MIKE JIRSCHLE • #23

- Mike Jirschele returns for his 15th season as Omaha's manager, his 18th season managing in Minor League Baseball and 32nd season overall with the Royals organization, named to the position of Storm Chasers manager on January 13, 2023, after previously managing Triple-A Omaha from 1995-97 and 2003-13.
- Jirschele served on the Kansas City Royals coaching staff as the Third Base Coach from 2014-19 and won the World Series in 2015. Jirschele most recently served as the bench coach under manager Chris Widger during the 2022 season with the Double-A Northwest Arkansas Naturals. He spent the 2021 season as Widger's bench coach for the High-A Central champion Quad Cities River Bandits and served as Special Assistant to the General Manager in 2020.
- In his second stint as Omaha's manager, over 11 years from 2003 to 2013, he led the team to four division titles, three consecutive trips to the Pacific Coast League Championship Series (2011-2013), two PCL titles (2011, 2013) and the team's first of two Triple-A National Championships in 2013.
- He earned the 2011 Mike Coolbaugh Award for *outstanding baseball work ethic, knowledge of the game and skill in mentoring young players on the field* and he is a four-time recipient of the Dick Howser Award (1992, 1994, 2005, 2011), recognizing outstanding work in player development within the Royals organization.
- Prior to his time with Omaha and Kansas City, he served as the Royals Minor League Infield Coordinator for four years, from 1998-2002, and he held managerial positions with Wilmington (1994), Rockford (1993) and the Gulf Coast Royals (1992).
- He appeared 999 games in the Minor Leagues across 13 years, between 1977 and 1990, including 22 games with the Omaha Royals between 1988 and 1989.



## PITCHING COACH: DANE JOHNSON • #59

- Dane Johnson enters his fourth year in the Royals organization and as the Storm Chasers pitching coach, after joining Kansas City ahead of the 2020 season. 2023 marks his 24th season coaching overall.
- He previously spent one season in the Miami Marlins organization (2019) as a Pitching Consultant and 19 seasons with the Toronto Blue Jays as a Minor League Pitching Coach from 2000-03, Pitching Coordinator from 2004-14 and Major League Bullpen Coach from 2015-18.
- Prior to entering coaching, spent 15 years as a player, including over 280 games in the Minor Leagues and parts of three seasons in the Majors with the Chicago White Sox (1994), Blue Jays (1996) and Oakland Athletics (1997), also playing two seasons (1990-1991) in the Chinese Professional Baseball League.
- Johnson and his wife, Gina, reside in Palm Harbor, Florida. They have two children: a daughter, Madison (31), and son, Cobi (27).



## HITTING COACH: BIJAN RADEMACHER • #52

- Bijan Rademacher (*bi-ZHON RAH-de-moch-err*) joins the Royals as the Omaha Storm Chasers Hitting Coach this year after spending the last two years with the Arizona Diamondbacks as their Minor League Hitting Coordinator (2021) and ACL Hitting Coach (2022).
- Prior to coaching, he spent eight years playing professionally (2012-2019), spanning seven seasons in the Chicago Cubs organization (2012-18) and slashed .280/.361/.402 over 702 career MiLB games, reaching as high as Triple-A. He also played one season in independent baseball (2019) with the New Britain Bees in the Atlantic League, in addition to an offseason in the Mexican Pacific Winter League.
- Over 243 career Triple-A games with the Iowa Cubs, he played 11 games at Werner Park and was a .378 hitter (14-for-37) with one homer and 5 runs batted in while playing in Omaha.
- Rademacher lives in Tempe, Arizona with his wife Melissa.



## BENCH COACH: DAVID NOWORYTA • #33 (3RD BASE COACH)

- David Noworyta (*Nova-REE-tah*) enters his second year in the Royals organization and first as Omaha's Bench Coach, after making his coaching debut in 2022 as the Assistant Hitting Coach for the River Bandits Kansas City's High-A affiliate.
- Prior to coaching, he spent four years playing professionally (2018-21), including three minor league seasons in the Detroit Tigers organization (2018-20), and one with the Independent Pioneer League's Billings Mustangs in 2021. Before signing with Detroit in 2018, Noworyta graduated from the University of Hawaii with a bachelor's degree in communications and journalism, and played in parts of three seasons for their baseball team.
- Noworyta attended Holy Cross Academy (N.J.), where he played baseball and basketball, and was selected by the Royals in the 37th round of the 2014 MLB Draft. He resides in Hainesport, N.J. in the offseason.



## CERTIFIED ATHLETIC TRAINER: JAMES STONE

- James Stone is entering his fifth season as the Certified Athletic Trainer for the Storm Chasers after serving the previous seven seasons with the Wilmington Blue Rocks (Royals High-A), including the 2015 season, in which he was named Carolina League Athletic Trainer of the Year.
- He joined the Kansas City organization in 2010 as the athletic trainer for the Class-A Burlington Bees. He came to the Royals after spending one season with the Central Valley Coyotes (Fresno, California) in Arena Football 2.
- Stone worked three seasons in the Florida Marlins organization, with stops in Jupiter (2008), Greensboro (2007) and Jamestown (2006), winning New York-Penn League Trainer of the Year honors in 2006.
- He was the Strength and Conditioning Coach for the Baltimore Orioles Class-A affiliate, the Delmarva Shorebirds, in 2005.
- Stone graduated with a bachelor's of science in kinesiology from Cal State-Northridge. He resides in Simi Valley, California with his dog, Ozzie.



## STRENGTH & CONDITIONING COACH: YANNICK PLANTE

- Yannick Plante is entering his third season as the Strength & Conditioning Coach for the Storm Chasers, after being slated to serve in that role with Northwest Arkansas in 2020.
- He began with the Kansas City Organization in 2019 as the athletic trainer for the Burlington Royals (Advanced Rookie, Appalachian League). He was then a staff member of the Surprise Saguaros of the Arizona Fall League in the fall of 2019.
- Plante has a master's degree in kinesiology from the University of Calgary and a bachelor's degree in human kinetics with specialization in biophysics from the University of Ottawa. He currently lives in Ottawa, Ontario.



**TONY MEDINA**  
MINOR LEAGUE/LATIN AMERICA  
MEDICAL COORDINATOR

**BEN NICHOLAS**  
PLAYER DEVELOPMENT TRAINEE

**JEREMY OWENS**  
PLAYER DEVELOPMENT TRAINEE



### Angel Zerpa - Pitching - Stat Splits - 2023 - Regular Season (Double-A)

Split	Team	W	L	ERA	G	GS	CG	SHO	SV	IP	H	R	ER	HR	HB	BB	IBB	SO	WHIP	AVG	AB	WP	BK	GIDP	TBF	NP-S
Home Games	OMA	0	0	4.15	1	1	0	0	0	4.1	4	2	2	1	0	3	0	5	1.62	.250	16	0	0	0	19	70 - 43
Day Games	OMA	0	0	4.15	1	1	0	0	0	4.1	4	2	2	1	0	3	0	5	1.62	.250	16	0	0	0	19	70 - 43
On Grass	OMA	0	0	4.15	1	1	0	0	0	4.1	4	2	2	1	0	3	0	5	1.62	.250	16	0	0	0	19	70 - 43
June	OMA	0	0	4.15	1	1	0	0	0	4.1	4	2	2	1	0	3	0	5	1.62	.250	16	0	0	0	19	70 - 43
On Wednesdays	OMA	0	0	4.15	1	1	0	0	0	4.1	4	2	2	1	0	3	0	5	1.62	.250	16	0	0	0	19	70 - 43
In games following a win	OMA	0	0	4.15	1	1	0	0	0	4.1	4	2	2	1	0	3	0	5	1.62	.250	16	0	0	0	19	70 - 43
Starter	OMA	0	0	4.15	1	1	0	0	0	4.1	4	2	2	1	0	3	0	5	1.62	.250	16	0	0	0	19	70 - 43

### Angel Zerpa - Opposing Hitting - Stat Splits - 2023 - Regular Season (Double-A)

Split	Team	AVG	G	AB	R	H	2B	3B	HR	RBI	BB	IBB	SO	SB	CS	OBP	SLG	OPS	HBP	SAC	SF	GIDP
s Left	OMA	.333	1	3		1	0	1	0	0	1	0	2			.500	1.000	1.500	0	0	0	0
vs Right	OMA	.231	1	13		3	0	0	1	2	2	0	3			.333	.462	.795	0	0	0	0
Team is behind	OMA	.167	1	12		2	0	1	0	0	2	0	5			.286	.333	.619	0	0	0	0
Score is tied	OMA	.500	1	4		2	0	0	1	2	1	0	0			.600	1.250	1.850	0	0	0	0
Batting First	OMA	.333	1	3		1	0	0	0	0	0	0	0			.333	.333	.666	0	0	0	0
Batting Second	OMA	.000	1	1		0	0	0	0	0	1	0	0			.500	.000	.500	0	0	0	0
Batting Third	OMA	.500	1	2		1	0	0	1	2	0	0	1			.500	2.000	2.500	0	0	0	0
Batting Fourth	OMA	.500	1	2		1	0	1	0	0	0	0	1			.500	1.500	2.000	0	0	0	0
Batting Fifth	OMA	.000	1	2		0	0	0	0	0	0	0	1			.000	.000	.000	0	0	0	0
Batting Sixth	OMA	.000	1	2		0	0	0	0	0	0	0	0			.000	.000	.000	0	0	0	0
Batting Seventh	OMA	1.000	1	1		1	0	0	0	0	1	0	0			1.000	1.000	2.000	0	0	0	0
Batting Eighth	OMA	.000	1	2		0	0	0	0	0	0	0	1			.000	.000	.000	0	0	0	0
Batting Ninth	OMA	.000	1	1		0	0	0	0	0	1	0	1			.500	.000	.500	0	0	0	0
Leading Off	OMA	.667	1	3		2	0	0	0	0	2	0	0			.800	.667	1.467	0	0	0	0
First Inning	OMA	.500	1	6	2	3	0	1	1	2	0	0	1	0	0	.500	1.333	1.833	0	0	0	0
Second Inning	OMA	.250	1	4	0	1	0	0	0	0	0	0	1	0	0	.250	.250	.500	0	0	0	0
Third Inning	OMA	.000	1	3	0	0	0	0	0	0	1	0	2	0	0	.250	.000	.250	0	0	0	0
Fourth Inning	OMA	.000	1	2	0	0	0	0	0	0	1	0	1	0	1	.333	.000	.333	0	0	0	0
Fifth Inning	OMA	.000	1	1	0	0	0	0	0	0	1	0	0	0	0	.500	.000	.500	0	0	0	0
Bases Empty	OMA	.750	1	4		3	0	1	0	0	3	0	0			.857	1.250	2.107	0	0	0	0
Runner at 1st	OMA	.100	1	10		1	0	0	1	2	0	0	4			.100	.400	.500	0	0	0	0
Runner at 3rd	OMA	.000	1	2		0	0	0	0	0	0	0	1			.000	.000	.000	0	0	0	0
Runners On	OMA	.083	1	12		1	0	0	1	2	0	0	5			.083	.333	.416	0	0	0	0
Scoring Position	OMA	.000	1	2		0	0	0	0	0	0	0	1			.000	.000	.000	0	0	0	0
No Outs	OMA	.286	1	7		2	0	0	0	0	2	0	1			.444	.286	.730	0	0	0	0
One Out	OMA	.333	1	6		2	0	1	1	2	1	0	4			.429	1.167	1.596	0	0	0	0
Two Outs	OMA	.000	1	3		0	0	0	0	0	0	0	0			.000	.000	.000	0	0	0	0
Ahead in Count	OMA	.143	1	7		1	0	0	0	0	0	0	2			.143	.143	.286	0	0	0	0
Behind in Count	OMA	.000	1	3		0	0	0	0	0	3	0	1			.500	.000	.500	0	0	0	0
0-0 Count	OMA	.667	1	3		2	0	1	1	2	0	0	0			.667	2.333	3.000	0	0	0	0
0-1 Count	OMA	.000	1	1		0	0	0	0	0	0	0	0			.000	.000	.000	0	0	0	0
0-2 Count	OMA	.000	1	4		0	0	0	0	0	0	0	1			.000	.000	.000	0	0	0	0
1-0 Count	OMA	.000	1	2		0	0	0	0	0	0	0	0			.000	.000	.000	0	0	0	0
1-1 Count	OMA	.000	1	0		0	0	0	0	0	0	0	0			.000	.000	.000	0	0	0	0
1-2 Count	OMA	.500	1	2		1	0	0	0	0	0	0	1			.500	.500	1.000	0	0	0	0
2-0 Count	OMA	.000	1	0		0	0	0	0	0	0	0	0			.000	.000	.000	0	0	0	0
2-1 Count	OMA	.000	1	0		0	0	0	0	0	0	0	0			.000	.000	.000	0	0	0	0
2-2 Count	OMA	.333	1	3		1	0	0	0	0	0	0	2			.333	.333	.666	0	0	0	0
3-0 Count	OMA	.000	1	0		0	0	0	0	0	1	0	0			1.000	.000	1.000	0	0	0	0
3-1 Count	OMA	.000	1	0		0	0	0	0	0	1	0	0			1.000	.000	1.000	0	0	0	0
3-2 Count	OMA	.000	1	1		0	0	0	0	0	1	0	1			.500	.000	.500	0	0	0	0
Pitcher	OMA	.250	1	16		4	0	1	1	2	3	0	5			.368	.563	.931	0	0	0	0







## PLAYER

## QUICK NOTES

## CAREER HIGHS

## 32 CHRISTIAN CHAMBERLAIN

LHP • L/L • 5'10" • 175 lbs • 7/20/1999 (23)  
2020 MLB Draft —Round 4 (Oregon State)  
Born: Grand Junction, Colorado • Resides: Reno, Nevada

## 57 DYLAN COLEMAN

RHP • R/R • 6'5" • 235 lbs • 9/16/1996 (26)  
Traded from San Diego — 11/5/2020  
Born: Potosi, Missouri • Resides: Mineral Point, Missouri

## 55 JONAH DIPOTO

RHP • R/R • 6'1" • 225 lbs • 9/3/1996 (26)  
2019 MLB Draft —Round 35 (UC San Diego)  
Born: Queens, N.Y. • Resides: San Diego, Calif.

## 34 JONATHAN HEASLEY

RHP • R/R • 6'3" • 235 lbs • 1/27/1997 (26)  
2019 MLB Draft —Round 3 (Oklahoma State)  
Born: Plano, Texas • Resides: Dallas, Texas

## 51 BRAD KELLER (MLB REHAB)

RHP • R/R • 6'5" • 250 lbs • 7/27/1995 (27)  
Traded from Cincinnati — 12/14/2017  
Born: Snellville, Georgia • Resides: Apollo Beach, Florida

## 62 WILL KLEIN

RHP • R/R • 6'5" • 230 lbs • 11/28/1999 (23)  
2019 MLB Draft —Round 2/CBB (Arizona State)  
Born: Maryville, Tenn. • Resides: Bloomington, Ind.

## 37 JACKSON KOWAR

RHP • R/R • 6'5" • 215 lbs • 10/4/1996 (26)  
2018 MLB Draft —Round 1/33rd Overall (Florida)  
Born: Weddington, N.C. • Resides: Charlotte, N.C.

## 58 BROOKS KRISKE

RHP • R/R • 6'3" • 210 lbs • 2/3/1994 (29)  
Signed 12/14/2022 as a Minor League Free Agent  
Born/Resides: Scottsdale, Arizona

## 21 MIKE MAYERS

RHP • R/R • 6'2" • 220 lbs • 12/6/1991 (31)  
Signed 12/22/2022 as a Minor League Free Agent  
Born: Grove City, Ohio • Resides: Naples, Florida

## 48 JAMES McARTHUR

RHP • R/R • 6'7" • 230 lbs • 12/11/1996 (26)  
Traded from Philadelphia — 5/8/2023  
Born/Resides: New Braunfels, Texas

## 40 WALTER PENNINGTON

LHP • L/L • 6'2" • 205 lbs • 4/14/1998 (25)  
Signed 8/19/2020 as an Undrafted Free Agent (Cala School of Mines)  
Born: Englewood, Colo. • Resides: Broomfield, Colo.

## 47 EVAN SISK

LHP • L/L • 6'2" • 195 lbs • 4/23/1997 (26)  
Traded from Minnesota — 1/24/2023  
Born: Pineville, N.C. • Resides: Chester, S.C.

## 56 ANTHONY VENEZIANO

LHP • L/L • 6'6" • 200 • 9/1/1997 (25)  
2019 MLB Draft —Round 10 (Catalina Carolina)  
Born/Resides: Hackettstown, New Jersey

Ranked by *Baseball America* as the No. 24 Royals prospect

2023: Opened the year in NW Arkansas (AA) and made 20 appearances out of the bullpen for the Naturals and went 1-2 with a 1.99 ERA (7 ER in 31.2 IP), and struck out 49 (13.93 K/9) ... 14 of 20 Double-A appearances were scoreless ... promoted to Omaha on 6/20, made Triple-A debut 6/20 @ ROC (1.0 IP, 2 R, 2 K).  
2022: After beginning the season with Quad Cities (A+), was assigned to NW Arkansas (AA) on May 31 and finished the season in Double-A, pitched 33 games between the two levels, among Royals minor league pitchers with at least 40.0 innings pitched, his 13.22 K/9 and 29.6% K% both ranked 3rd-best ... his 19.3% BB% was 2nd-worst.  
2021: Assigned to Quad Cities (A+) on 5/23 to begin his career in professional baseball and pitched two games out of the bullpen for the River Bandits, going 1-0 with a 4.91 ERA (2 ER in 3.2 IP) with just one walk and six strikeouts, before being placed on the 7-Day Injury List on 6/14, where he remained for the rest of the season.

4SFB (95-96), SL, SNK, CB

CONSECUTIVE BATTERS RETIRED: 2 (6/29 to 7/4)

SCORELESS STREAK: 0.1 IP (6/29)

2023: Made his second consecutive Opening Day Roster with the Royals & allowed 10 ER in 5.0 IP (18.00 ERA) in 5 games with 7 H, 7 BB & 5 K ... optioned to Omaha on 4/14, appeared in his first game 5/2 vs. LOU ... 13 of 19 Omaha appearances have been scoreless ... 33 of 56 outs he's recorded with Omaha this year are strikeouts (20 on Sweeper & 13 on 4SFB) 15.91 K/9 (33 K in 18.2 IP) ranks 3rd in the organization among Royals minor league arms (min 15.0 IP).  
2022: Spent nearly the entire season in Kansas City, pitching in 68 games for the Royals with a 5-2 record and 2.78 (21 ER in 68.0 IP) and 71 strikeouts ... 2nd-most appearances among rookie relievers, 8th in ERA, and 9th in strikeouts ... did not allow a HR over the final 26.0 innings of the season ... pitched 1 game for Omaha on May 24.  
2021: Opened the season in NW Arkansas (AA) and assigned to Omaha on 7/8 ... earned his first MLB call-up on 9/20 and pitched in 5 games for Kansas City with 7 K in 6.1 IP.

4SFB (95-97), SW, SL

CONSECUTIVE BATTERS RETIRED: 4 (6/28 to 6/30)

SCORELESS STREAK: 1.2 IP (6/28 to 6/30)

2023: For the 2nd straight year, made his spring debut with a scoreless Cactus League inning against his dad's Seattle Mariners, on 2/26 ... opened the regular season with NW Arkansas (AA), pitched 10.1 scoreless innings with 1 ER and 13 K across 7 relief outings ... assigned to Omaha (AAA) on 5/3, has not allowed an earned run in 12 of 16 outings with Omaha with 6 straight scoreless games.  
2022: Pitched a scoreless Cactus League inning with a strikeout on 3/29 against his dad's Seattle Mariners ... spent the entire season with NW Arkansas (AA) and led the Naturals with 42 games pitched ... 11.87 K/9 ranked second among Royals minor leaguers (min. 60.0 IP), 212 opponents' batting average and 28.1% K% ranked 3rd.  
MISC: Full name is *Jonah Seaver Dipoto*, after Tom Seaver ... father Jerry Dipoto is currently the President of Baseball Operations for the Seattle Mariners, formerly their GM.

SNK (93-95), SL, CB

CONSECUTIVE BATTERS RETIRED: 9 (6/22 to 6/28)

SCORELESS STREAK: 7.1 IP (6/8 to 6/28)

2023: 13 of 16 appearances have been starts, but pitched in relief his last 3, including the first two times as the "bulk" pitcher behind an opener ... 2 of first 4 starts were quality starts, 4/7 vs. TOL (6.0 IP, 2 ER) and 4/19 vs. GWN (7.0 IP, 3 ER) ... called up 5/5 and threw 2.2 IP on 5/5 vs. OAK with 4 H & 2 R, optioned back Omaha on 5/7 ... has 4 appearances of 6.0 innings or more ... leads the Chasers with 13 starts, 70 strikeouts, and 72.1 innings pitched.  
2022: Split the season between KC and Omaha, making 21 starts over four stints with the Chasers ... 21 MLB starts ranked 7th among Major League rookies ... opened the year in Triple-A, made six starts before his first call-up to KC on 5/12 ... across all nine outings with Omaha, struck out 45 in 39.1 innings (10.3 K/9).  
2021: Named Kansas City's Double-A Pitcher of the Year with NW Arkansas (AA) and spent much of the season with the Naturals before making his MLB debut with Kansas City on 9/17 and finishing the year with the Royals ... in 22 appearances (21 starts) with NWA, went 7-3 with a 3.33 ERA (39 ER in 105.1 IP) and 120 strikeouts (10.3 K/9).

4SFB (92-94), CB, SL, CH, SNK

CONSECUTIVE BATTERS RETIRED: 3 (7/2)

SCORELESS STREAK: 2.0 IP (6/29 to 7/2)

2023: Opened the season on the Royals, and made 9 starts, going 4-4 with a 4.36 ERA (21 ER in 43.1 IP) and 31 strikeouts to 40 walks (0.78 K/BB) ... placed on the 15-day injured list on 5/19, retroactive to 5/16 with right shoulder impingement syndrome ... assigned to Omaha on rehab 6/28 and walked 4 of 5 batters.  
2022: Pitched 35 games (22 starts) for the Royals and went 6-14 with a 5.09 ERA (79 ER in 139.1 IP) ... began the season with a 1.74 ERA (6 ER in 31.0 IP) through his first 5 starts, named Royals Pitcher of the Month for April ... over his next 17 starts, pitched to a 6.01 ERA (61 ER in 91.1 IP) and was moved to the bullpen in mid-August.  
MLB CAREER: Has pitched 148 games (114 starts) for the Royals since 2018 ... in those 6 steals, he leads the Royals in wins (38), starts (114), innings (677.0) and strikeouts (506) ... acquired via trade from Cincinnati in December 2017, after the Reds selected him from Arizona in the Rule 5 Draft.

4SFB (92-94), SL, CB, CH, SNK

CONSECUTIVE BATTERS RETIRED: 0

SCORELESS STREAK: 0.0 IP

Ranked by MLB Pipeline as the No. 22 Royals prospect ... Ranked by *Baseball America* as the No. 23 Royals prospect

2023: Opened the season back with NW Arkansas (AA) and appeared in 21 games out of the bullpen, with a 3.38 ERA (11 ER in 29.1 IP) and 44 strikeouts to 14 walks ... did not allow a run over his final 11.0 IP (6 games) with NWA, just 4 H and 4 BB with 17 K ... promoted to Omaha on 6/13 ... made his Triple-A debut on 6/14 vs. COL and threw 2.0 scoreless innings, struck out 5 batters including his first 3 ... fastball has topped out at 100.7 mph.  
2022: Opened the season on Injured List with shin splints, assigned to NW Arkansas (AA) on May 14, after he spent the entire season ... over 30 outings (32 starts), had a 10.51 ERA (51 ER in 43.2 IP) and 55 strikeouts to 51 walks (1.08 K/BB) ... among Royals Minor League pitchers (min. 40.0 IP), his 11.34 K/9 ranked 6th-best, and 22.0% BB% was 1st.  
2021: Began his professional career in Quad Cities (A+), pitching in 36 games out of the bullpen for the River Bandits ... went 7-1 with four saves and a 3.58 ERA (25 ER in 70.1 IP) and 121 strikeouts ... named an Omaha Organization All-Star and recognized as the Royals Pitching Prospect of the Year by MLB Pipeline.

4SFB (96-99), CB, SL

CONSECUTIVE BATTERS RETIRED: 1 (6/29)

SCORELESS STREAK: 2.0 IP (6/25 to 6/29)

2023: Has 3 starts with Omaha (3/31-5/16, 5/20-6/2 & 6/24-present) ... 7 of 17 appearances with the Chasers have been scoreless, has allowed 2+ runs in 8 of 17 ... earned his first professional save with 1.2 scoreless innings on 5/5 vs. LOU ... in two stints with Kansas City, has a 6.17 ERA (8 ER in 11.2 IP) over 8 games with 4 strikeouts ...  
2022: Made his first Opening Day roster with Kansas City, but only pitched in 7 games over three stints with the Major League club, also making 20 starts with Omaha (AAA) across three stints ... allowed less than two earned runs in 8 of his 20 starts with Omaha, including three scoreless outings.  
2021: Kansas City's Paul Spillitort All-Star Pitcher of the Year, given to the top pitcher in the organization, also Omaha's Pitcher of the Year, the Triple-A East Pitcher of the Year and a Triple-A East post-season Minor League All-Star ... made 17 appearances (16 starts) and went 9-4 with a 3.46 ERA (31 ER in 80.2 IP) and a Triple-A best 115 strikeouts (12.8 K/9).

4SFB (95-98), SL, CH

CONSECUTIVE BATTERS RETIRED: 0

SCORELESS STREAK: 0.0 IP

2023: Opened the season with Omaha, contract selected by Kansas City on 6/18, optioned back to AAA on 7/1 ... 15 of 25 appearances with Omaha have been scoreless, including 7 perfect outings and 7 straight scoreless before getting called up ... 15.67 K/9 (47 K in 27.0 IP) ranks 2nd in the organization among Royals minor league pitchers with at least 20.0 IP ... debuted with KC on 6/18, allowed 3 ER in 6.2 IP (4.05 ERA) with two outings of 2.0 IP+ scoreless.  
2022: Signed with the Yokohama DeNA BayStars of Nippon Professional Baseball (NPB) on December 8, 2021 and pitched in 32 games, going 1-3 with two saves, a 3.25 ERA (13 ER in 36.0 IP) and 56 strikeouts (10.3 K/9) between Japan's Central League (equivalent to Major League Baseball) and Eastern League (Japan's Minor Leagues).  
2020-2021: Pitched 16 games in the Major Leagues between New York (AL) and Baltimore, with a 2-1 record and 14.40 ERA (24 ER in 15.0 IP) and 19 strikeouts ... pitched a scoreless ninth inning to finish the game his Major League debut on July 29 @ Baltimore.

4SFB (93-95), SPL, SL

CONSECUTIVE BATTERS RETIRED: 6 (6/13 to 6/15)

SCORELESS STREAK: 7.1 IP (5/30 to 6/15)

2023: Opened the season as Omaha's Opening Day starter and made 8 starts for Omaha, going 2-1 with a 6.88 ERA (26 ER in 34.0 IP), pitching two quality starts ... contract was selected by Royals on May 17, pitched in 6 games (2 starts) and went 1-2 with a 6.15 ERA (18 ER in 26.1 IP), threw 6.0 perfect innings in relief on May 28 @ STL ... DFA'd on 6/18, outrighted to Omaha 6/20 ... threw 2.0 scoreless innings of relief 6/23 @ ROC & 6/29 vs. IOW.  
2022: Spent much of the season with the Los Angeles Angels, as he made 24 MLB appearances (3 starts) and went 1-1 with a 5.68 ERA ... Designated for Assignment on 5/26 and outrighted off the 40-man roster on 6/2 ... made eight starts for Salt Lake (AAA) before he returned to the Angels on 8/6, where he finished the season.  
2021: For the second straight season, spent the entire year in the Major Leagues and pitched in a career-high 72 games for the Angels, tied for the 4th-most in the American League and 8th in MLB ... 88 of his career-high 90 strikeouts came in relief, and 7th among American League relievers.

4SFB (90-92), SL, CH, SNK, CB

CONSECUTIVE BATTERS RETIRED: 1 (7/2)

SCORELESS STREAK: 0.1 IP (7/2)

2023: Traded by PHI to KC on 5/8 for OF Junior Marín and cash ... made 5 appearances (4 starts) with Lehigh Valley (AAA) and went 0-2 with a 7.31 ERA (13 ER in 16.0 IP) with 15 strikeouts and 7 walks ... 8 of 12 OMAA outings have been scoreless, including his last 6 ... 7 of 12 have been 2.0 IP+ ... threw 2 scoreless innings in his Royals organization debut on 5/12 @ SWB, has struck out 5 in a game twice (5/16 vs. TOL & 5/24 @ STP).  
2022: Limited to 13 starts for Reading (AA) and went 2-6 with a 5.05 ERA ... placed on the IL on 6/22 with a right posterior elbow impingement, reinstated on 6/29, recalled by the Phillies and placed on the 60-day IL for the remainder of the season with a right elbow stress reaction.  
2021: Selected to Philadelphia's 40-man roster in November, recorded a 4.25 ERA (37 ER in 78.1 IP) with 83 K in 20 games (15 starts) between Jersey Shore (A+) and Reading (AA).

SNK (93-95), CB, CH, COT

CONSECUTIVE BATTERS RETIRED: 7 (6/18 to 6/21)

SCORELESS STREAK: 11.0 IP (5/31 to 6/21)

2023: Opened the season with NW Arkansas (AA) and pitched 9.2 scoreless innings with 11 strikeouts across 8 relief outings, allowed 4 H and 4 BB for a 0.83 WHIP and .129 BAA ... assigned to Omaha (AAA) on 5/3 and made his Triple-A debut 5/5 vs. LOU, struck out his first 2 batters in a 1-2-3 7th inning ... d four straight scoreless between 5/13 and 5/24 ... 9 of 15 OMAA appearances this year have been scoreless ... 3.0 IP, 1 R on 56 pitches on 6/6 @ IND.  
2022: Opened the season with Quad Cities (A+) and pitched 5.2 scoreless innings with nine strikeouts, across three relief outings ... assigned to NW Arkansas (AA) on 4/21, where he ended the season ... earned decisions in 5 of 6 outings with Naturals (3 W, 1 L, 1 SV) ... in 33 of 33 NWA outings were scoreless, allowed 1 ER or less in 20 of 33 ... made first pro start 6/22 vs. SPR ... was on the Injured List from 8/18 to 9/1, threw scoreless 8th inning in first outing back 9/3.  
MISC: Graduated from the Colorado School of Mines with a mechanical engineering degree, threw 2.22 innings, but also hit .288 with a 1.142 OPS as an outfielder.

SNK (92-94), SL, CH, 4SFB

CONSECUTIVE BATTERS RETIRED: 2 (6/30)

SCORELESS STREAK: 5.1 IP (6/14 to 6/30)

2023: Has not allowed an earned run in 22 of his team-best 31 appearances, tied 4th in the league in games pitched ... threw 2.0 perfect innings 5/6 vs. LOU, season-high 2.1 shutout innings 6/7 @ IND.  
2022: Split his first full season in the Twins organization between Wichita (AA) and St. Paul (AAA), earned Minnesota MilB.com Organization All-Star honors as a relief pitcher ... posted a 1.57 ERA (11 ER in 63.0 IP) with 76 strikeouts against 29 walks (10.86 K/9 and 2.62 K/BB) across 50 games between the two levels, the best ERA in 2022 among all MLB relievers that made 50+ appearances and threw a minimum of 60.0 IP.  
2021: Began the season in the Cardinals organization, acquired by Minnesota via trade on July 30 ... split the year between Peoria (A+), Springfield (AA) and Wichita (AA), combining to pitch in 39 games with a 3-1 record and 3.91 ERA (23 ER in 53.0 IP), striking out 69 with 35 walks ... originally drafted by St. Louis in the 16th Round in 2018.

SNK (90-92), SL, 4SFB, CH

CONSECUTIVE BATTERS RETIRED: 3 (6/28 to 7/2)

SCORELESS STREAK: 1.0 IP (6/28 to 7/2)

Ranked by *Baseball America* as the No. 9 Royals prospect  
2023: Was the Opening Day starter for NW Arkansas (AA) and made 8 starts for the Naturals, going 5-1 with a 2.13 ERA (10 ER in 42.1 IP) with 5 BB and 48 K (9.6 K/BB, 10.2 K/9) ... 4 of his first 7 starts were scoreless, promoted to Omaha on 5/19 ... allowed 5 R on 5 H in 2.0 IP in Triple-A debut, 5/24 @ STP.  
2022: Spent the entire season with NW Arkansas (AA) and went 6-9 over 26 outings (25 starts) with a 5.72 ERA (78 ER in 122.2 IP) and 129 strikeouts, with a team best eight quality starts ... led the Naturals staff in games started (25) and innings pitched (122.2 IP) ... ranked 3rd among Royals farmhands in strikeouts, behind only Alec Marsh (156) and Adrian Alcantara (130).  
2021: Named Quad Cities (A+) Pitcher of the Year ... across 22 starts, went 6-4 with a 3.75 ERA (39 ER in 93.2 IP), while striking out an organization-best 127 and walking just 37 ... named the High-A Central Pitcher of the Year and All-Star left-handed starting pitcher.

4SFB (91-94), CH, CL

CONSECUTIVE BATTERS RETIRED: 2 (6/28)

SCORELESS STREAK: 0.1 IP (6/28)

IP 2.2 (2x) Last: 5/14/22 vs. Wisconsin

K 6 5/3/22 @ Cedar Rapids

BB 4 4/8/22 @ South Bend

H 4 (2x) Last: 7/16/22 @ Corpus Christi

ER 6 6/17/22 vs. Arkansas

NP 48 4/8/22 @ South Bend

IP 3.0 8/31/19 vs. Lansing

K 4 (4x) Last: 9/12/21 @ St. Paul

BB 4 4/10/23 @ TEXAS

H 5 7/4/21 @ Springfield

ER 6 4/10/23 @ TEXAS

NP 38 8/22/18 @ Great Lakes

IP 3.0 (4x) Last: 5/16/21 vs. Cedar Rapids

K 6 5/16/21 vs. Cedar Rapids

BB 4 (2x) Last: 4/8/22 @ Springfield

H 5 8/24/22 vs. Springfield

ER 4 8/24/22 vs. Springfield

NP 50 8/24/22 vs. Springfield

IP 7.0 (4x) Last: 4/19/23 vs. Gwinnett

K 12 6/25/19 vs. Columbia

BB 6 (2x) Last: 5/25/22 @ ARIZONA

H 11 5/21/23 vs. Toledo

ER 11 4/13/23 @ Iowa

NP 108 9/3/22 @ DETROIT

IP 9.0 9/13/2020 vs. PITTSBURGH

K 10 (2x) LAST: 4/12/2019 VS. CLEVELAND

BB 8 5/15/2023 @ SAN DIEGO

H 13 8/2/2022 @ CHICAGO (AL)

ER 8 (5x) LAST: 8/13/2022 vs. LOS ANGELES (NL)

NP 119 4/12/2019 vs. CLEVELAND

IP 3.0 (5x) Last: 8/12/21 vs. Beloit

K 6 (5x) Last: 8/12/21 vs. Beloit

BB 5 (2x) Last: 6/2/22 vs. Corpus Christi

H 6 8/24/22 vs. Springfield

ER 7 8/24/22 vs. Springfield

NP 56 7/1/21 vs. Cedar Rapids

IP 8.0 (2x) Last: 8/24/19 @ Frisco

K 6 (2x) Last: 7/3/21 @ St. Paul

BB 5 (3x) Last: 5/31/22 vs. Indianapolis

H 11 (2x) Last: 6/14/22 @ Iowa

ER 9 6/14/22 @ Iowa

NP 107 6/8/19 vs. Fayetteville

IP 3.1 8/1/18 vs. Aberdeen

K 6 8/8/18 vs. Lowell

BB 5 9/12/21 vs. Rochester

H 5 7/2/18 vs. Brooklyn

ER 5 (2x) Last: 9/6/21 vs. TORONTO

NP 53 8/8/18 vs. Lowell

IP 9.0 5/2/15 @ Arkansas

K 10 (2x) Last: 6/3/17 vs. Omaha

BB 4 (6x) Last: 4/11/23 @ Iowa

H 11 5/5/15 @ Jupiter

ER 9 7/24/16 vs. LOS ANGELES (NL)

NP 102 (2x) Last: 6/3/17 vs. Omaha

IP 7.0 8/28/19 vs. Lakeland

K 10 8/13/21 vs. Akron

BB 6 6/9/21 vs. Hartford

H 8 (2x) Last: 4/27/22 @ New Hampshire

ER 6 (2x) Last: 4/27/22 @ New Hampshire

NP 98 6/15/22 vs. Portland

IP 3.2 7/16/21 @ Myrtle Beach

K 5 (2x) Last: 4/15/22 vs. Cedar Rapids

BB 4 (3x) 8/17/22 vs. San Antonio

H 5 (4x) Last: 8/13/22 @ Arkansas

ER 6 8/17/22 vs. San Antonio

NP 58 6/22/22 vs. Springfield

IP 3.0 (5x) Last: 6/18/21 @ Wichita

K 5 (4x) Last: 8/20/21 @ Springfield

BB 3 (3x) Last: 7/22



RELIEVERS		ENTRANCE SITUATION			INNING ENTERING THE GAME										INHERITED RUNNERS			1-2-3 INNINGS		
PITCHER		LEAD	TRAIL	TIED	1	2	3	4	5	6	7	8	9	10+	BR INHER.	BR SCORE	% SCORE	TOTAL	POSSIBLE	% 1-2-3
31	Bowlan, Jonathan	1	-	-	-	-	1	-	-	-	-	-	-	-	-	-	-	2	4	50.0%
32	Chamberlain, Christian	3	-	2	-	-	-	-	1	2	1	-	1	-	3	0	0.0%	1	2	50.0%
57	Coleman, Dylan	11	8	-	-	-	-	-	-	2	3	11	3	-	8	4	50.0%	5	16	31.3%
55	Dipoto, Jonah	7	6	3	-	-	1	1	1	5	2	4	1	1	12	7	58.3%	5	15	33.3%
34	Heasley, Jonathan	3	1	-	-	-	1	-	1	1	-	1	-	-	-	-	-	1	10	10.0%
51	Keller, Brad	-	-	1	-	-	-	-	-	1	-	-	-	-	-	-	-	-	-	-
62	Klein, Will	5	-	-	-	-	-	-	-	-	-	2	3	-	-	-	-	1	7	14.3%
37	Kowar, Jackson	7	9	-	-	-	-	-	4	4	3	5	-	-	12	6	50.0%	0	17	0.0%
58	Kriske, Brooks	15	9	1	-	-	-	-	2	3	6	4	10	-	14	3	21.4%	6	23	26.1%
21	Mayers, Mike	2	1	-	-	-	-	-	1	-	2	-	-	-	-	-	-	2	4	50.0%
54	McArthur, James	6	4	1	-	-	-	1	3	2	4	1	-	-	4	1	25.0%	4	15	26.7%
40	Pennington, Walter	9	5	2	-	-	-	3	-	8	3	1	1	-	13	3	23.1%	7	16	43.8%
47	Sisk, Evan	12	15	4	-	-	-	-	1	7	10	8	4	1	8	6	75.0%	4	22	18.2%
SEASON (INCLUDING INACTIVE)		137	101	23	0	0	8	9	21	52	57	63	48	3	116	49	42.2%	67	257	26.1%

## STORM CHASERS BULLPEN USAGE (PITCH COUNT, LAST TWO WEEKS)

DAY OF WEEK		TUE	WED	THU	FRI	SAT	SUN	MON	TUE	WED	THU	FRI	SAT	SUN	MON	LAST OMAHA RELIEF APPEARANCE											
DATE		6/20	6/21	6/22	6/23	6/24	6/25	6/26	6/27	6/28	6/29	6/30	7/1	7/2	7/3	GAME	IP	H	R	ER	BB	SO	HR	BF			
31	Bowlan, Jonathan			89 (START)										94		SUN 7/2 vs. Iowa [G1], W	4.1	3	1	1	4	7	0	20			
32	Chamberlain, Christian (L)	22		23		19					13			5		SUN 7/2 vs. Iowa [G2]	0.1	0	0	0	0	1	0	1			
57	Coleman, Dylan	24								15		11				FRI 6/30 vs. Iowa	0.2	0	0	0	0	1	0	2			
55	Dipoto, Jonah	15		19			9					13				FRI 6/30 vs. Iowa	1.0	0	0	0	0	1	0	3			
34	Heasley, Jonathan					75					15			19		SUN 7/2 vs. Iowa [G2]	1.0	1	0	0	0	1	0	4			
51	Keller, Brad									20						WED 6/28 vs. Iowa, L	0.1	0	2	2	4	0	0	5			
62	Klein, Will		27				30				24					THU 6/29 vs. Iowa	1.0	0	0	0	3	2	0	6			
37	Kowar, Jackson		31 (KC)		28 (KC)							28				FRI 6/30 vs. Iowa, L	0.2	4	3	3	1	0	0	7			
58	Kriske, Brooks				23 (KC)					22 (KC)		30 (KC)				THU 6/15 vs. Columbus, SV	1.0	0	0	0	0	1	0	3			
21	Mayers, Mike				22						21			7		SUN 7/2 vs. Iowa [G2]	1.0	1	1	1	0	0	1	4			
54	McArthur, James		9							40 (KC)						WED 6/21 @ Rochester	1.0	0	0	0	0	1	0	3			
40	Pennington, Walter (L)		12							10		14				FRI 6/30 vs. Iowa	0.2	1	0	0	0	1	0	3			
47	Sisk, Evan (L)	11		13						22				10		SUN 7/2 vs. Iowa [G1]	0.2	0	0	0	0	2	0	2			

## OMAHA STARTING PITCHER SPLITS

PITCHER	GS	W-L	TEAM W-L	R SUPPORT	SUPPORT/GS
34 Heasley, Jonathan	13	1-5	7-6	36	2.77
Parrish, Drew	12	3-2	12-5	59	4.92
50 Castillo, Max	11	2-6	3-8	25	2.27
Cox, Austin	8	2-1	4-4	22	2.75
21 Mayers, Mike	8	2-1	3-5	15	1.88
56 Veneziano, Anthony	6	4-1	4-2	25	4.17
Lynch, Daniel	4	2-0	3-1	15	3.75
Marsh, Alec	3	2-0	2-1	14	4.67
Mengden, Daniel	3	0-0	3-0	7	2.33
48 Yarbrough, Ryan	2	0-0	1-1	4	2.00
41 Zepa, Angel	1	0-0	0-1	2	2.00
31 Bowlan, Jonathan	1	1-1	1-1	5	5.00
25 Ragans, Cole	1	0-1	0-1	2	2.00
51 Keller, Brad	1	0-0	1-1	1	1.00
54 McArthur, James	1	0-0	1-1	2	2.00
Martinez, Marcelo	1	0-1	0-1	1	1.00
37 Kowar, Jackson	1	0-1	0-1	1	1.00
TOTALS	77			236	3.06

## 1st PITCH STRIKES

FPS	TBF	% FPS
174	296	58.8%
128	247	51.8%
152	248	61.3%
82	149	55.0%
99	160	61.9%
73	125	58.4%
43	75	57.3%
46	66	69.7%
19	49	38.8%
23	32	71.9%
13	19	68.4%
14	23	60.9%
11	21	52.4%
6	8	75.0%
6	8	75.0%
13	22	59.1%
9	14	64.3%
911	1,562	58.3%

## 1-2-3 INNINGS

TOTAL	POSSIBLE	% 1-2-3
18	62	29.0%
12	49	24.5%
19	56	33.9%
13	37	35.1%
9	34	26.5%
9	29	31.0%
6	17	35.3%
1	15	6.7%
2	7	28.6%
3	8	37.5%
0	4	0.0%
0	5	0.0%
1	4	25.0%
0	2	0.0%
1	2	50.0%
2	5	40.0%
0	2	0.0%
96	338	28.4%

## OMAHA STARTERS VS. RELIEVERS

STARTERS		RELIEVERS
19-18	W-L	21-19
5.26	ERA	5.15
352.2	INNINGS	327.0
375 (68)	HITS (HR)	322 (37)
217 (206)	R (ER)	216 (187)
154	BB	212
296	K	379
1.50	WHIP	1.63
.275	AVG	.256

## OMAHA STARTING PITCHER/CATCHER MATCHUPS

	LOGAN PORTER							JAKSON REETZ							FREDDY FERMIN							JOSÉ BRICEÑO							TOTALS						
PITCHER	GS	W-L	ERA	IP	ER	BB	SO	GS	W-L	ERA	IP	ER	BB	SO	GS	W-L	ERA	IP	ER	BB	SO	GS	W-L	ERA	IP	ER	BB	SO	GS	W-L	ERA	IP	ER	BB	SO
34 Heasley, Jonathan	6	0-4	7.84	31.0	27	10	33	3	0-0	4.12	15.1	7	7	11	4	1-1	10.20	17.2	21	9	16	-	-	-	-	-	-	-	13	1-5	7.73	64.0	55	26	60
Parrish, Drew	7	2-2	7.59	32.0	27	19	20	3	1-0	1.46	12.1	2	12	10	2	0-0	3.86	7.0	3	3	11	-	-	-	-	-	-	-	12	3-2	5.61	51.1	32	34	41
50 Castillo, Max	3	1-2	4.02	15.2	7	2	2	4	1-2	3.97	22.2	10	5	21	2	0-2	7.71	9.1	8	5	4	2	0-0	4.09	11.0	5	3	6	11	2-6	4.60	58.2	30	15	33
Cox, Austin	6	1-1	3.81	26.0	11	12	23	2	1-0	0.82	11.0	1	6	9	-	-	-	-	-	-	-	-	-	-	-	-	-	8	2-1	2.92	37.0	12	18	32	
21 Mayers, Mike	-	-	-	-	-	-	-	5	2-0	4.91	22.0	12	11	20	3	0-1	10.50	12	14	6	9	-	-	-	-	-	-	8	2-1	6.88	34.0	26	17	29	
56 Veneziano, Anthony	3	2-0	2.81	16.0	6	7	15	2	1-0	8.59	7.1	7	6	6	-	-	-	-	-	-	-	1	1-0	0.00	6.1	0	3	2	6	4-0	3.64	29.2	12	16	23
Lynch, Daniel	1	1-0	0.00	6.0	0	0	5	3	1-0	5.25	12.0	7	3	13	-	-	-	-	-	-	-	-	-	-	-	-	-	4	2-0	3.50	18.0	7	3	18	
Marsh, Alec	3	2-0	2.40	15.0	4	7	19	-	-	-	-	-	-	-	-	-	-	-	-	-	-	-	-	-	-	-	-	3	2-0	2.40	15.0	4	7	19	
Mengden, Daniel	2	0-0	5.87	7.2	5	4	5	1	0-0	3.00	3.0	1	1	4	-	-	-	-	-	-	-	-	-	-	-	-	-	3	0-0	5.06	10.2	6	5	9	
48 Yarbrough, Ryan	1	0-0	3.86	4.2	2	1	9	-	-	-	-	-	-	-	-	-	-	-	-	-	-	1	0-0	0.00	4.0	0	0	3	2	0-0	2.08	8.2	2	1	12
41 Zepa, Angel	1	0-0	4.15	4.1	2	3	5	-	-	-	-	-	-	-	-	-	-	-	-	-	-	-	-	-	-	-	1	0-0	4.15	4.1	2	3	5		
31 Bowlan, Jonathan	1	1-0	7.20	5.0	4	1	2	-	-	-	-	-	-	-	-	-	-	-	-	-	-	-	-	-	-	-	1	1-0	7.20	5.0	4	1	2		
25 Ragans, Cole	1	0-1	9.64	4.7	5	0	5	-	-	-	-	-	-	-	-	-	-	-	-	-	-	1	0-1	9.64	4.2	5	0	5	1	0-1	9.64	4.2	5	0	5
51 Keller, Brad	-	-	-	-	-	-	-	-	-	-	-	-	-	-	-	-	-	-	-	-	-	1	0-0	0.00	2.0	0	3	0	1	0-0	0.00	2.0	0	3	0
54 McArthur, James	-	-	-	-	-	-	-	-	-	-	-	-	-	-	-	-	-	-	-	-	-	1	0-0	0.00	2.0	0	0	2	1	0-0	0.00	2.0	0	0	2
Martinez, Marcelo	1	0-1	9.00	5.0	5	1	3	-	-	-	-	-	-	-	-	-	-	-	-	-	-	1	0-1	9.00	5.0	5	1	3	1	0-1	9.00	5.0	5	1	3
37 Kowar, Jackson	-	-	-	-	-	-	-	-	-	-	-	-	-	-	-	-	-	-	-	-	-	-	-	-	-	-	-	1	0-1	13.50	2.2	4	4	3	
Relievers	-	9-9	5.36	146.0	104	102	169	-	4-8	5.29	98.2	58	64	119	-	5-1	4.97	54.1	30	31	57	-	2-1	4.35	20.2	10	11	23	-	21-19	5.15	327.0	187	212	379
TOTALS	36	19-20	5.38	321.1	192	169	317	23	11-10	4.62	204.1	105	115	213	12	6-6	6.99	103.0	80	58	100	6	4-1	2.82	51.0	16	24	45	77	40-37	5.20	679.2	393	366	675
		CS/ATT	11/50		PCT	22.00%			CS/ATT	5/29		PCT	17.24%			CS/ATT	3/10		PCT	30.00%			CS/ATT	1/5		PCT	20.0%			CS/ATT	20/93		PCT	21.51%	



## PLAYER

3 TUCKER  
BRADLEY

**OUTFIELDER** • L/L • 6'0" • 195 • 5/6/1998 (24)  
Signed 6/23/2020 as an Undrafted Free Agent (Georgia)  
Born/Resides: Chickamauga, Georgia

60 JOSÉ  
BRICEÑO

**CATCHER** • R/R • 6'3" • 230 • 9/19/1993 (30)  
Signed 1/18/2023 as a Minor League Free Agent  
Originally signed 4/29/2010 with Colorado (Intl. F.A.)  
Born: Caracas, Venezuela • Resides: Mesa, Arizona

17 ANGELO  
CASTELLANO

**INFIELDER** • R/R • 6'0" • 165 • 1/13/1995 (28)  
Signed 7/16/2011 as an International Free Agent  
Born/Resides: San Diego, Venezuela

6 CLAY  
DUNGAN

**INFIELDER** • L/R • 6'1" • 195 • 6/2/1996 (27)  
2019 MLB Draft – Round 9 (Indiana State)  
Born: Muncie, Indiana • Resides: Alexandria, Indiana

24 NATE  
EATON

**INFIELD/OUTFIELD** • R/R • 5'11" • 200 • 12/22/1996 (26)  
2018 MLB Draft – Round 21 (VMI)  
Born/Resides: Chester, Virginia

28 TYLER  
GENTRY

**OUTFIELDER** • R/R • 6'2" • 215 • 2/1/1999 (24)  
2020 MLB Draft – Round 3 (Alabama)  
Born: Memphis, Tenn. • Resides: Arlington, Tenn.

11 ADEINY  
HECHAVARRÍA

**INFIELDER** • R/R • 6'0" • 195 • 4/15/1989 (34)  
Signed 6/16/2023 as a Minor League Free Agent  
Originally signed 4/13/2010 with Toronto (Intl. F.A.)  
Born: Santiago De Cuba, Cuba • Resides: Weston, Florida

18 BREWER  
HICKLEN

**OUTFIELDER** • R/R • 6'2" • 220 • 2/9/1996 (27)  
2017 MLB Draft – Round 7 (Alabama at Birmingham)  
Born/Resides: Huntsville, Alabama

16 MICHAEL (MLB REHAB)  
MASSEY

**INFIELDER** • L/R • 6'1" • 210 • 3/22/1998 (25)  
2019 MLB Draft – Round 5 (Illinois)  
Born: Hazelcrest, Illinois • Resides: Palos Park, Illinois

22 JERMAINE  
PALACIOS

**INFIELDER** • R/R • 6'0" • 200 • 7/19/1996 (26)  
Signed 6/12/2023 as a Minor League Free Agent  
Originally signed 9/6/2013 with Minnesota (Intl. F.A.)  
Born/Resides: Barquisimeto, Venezuela

14 LOGAN  
PORTER

**CATCHER/INFIELD** • R/R • 6'0" • 200 • 7/12/1995 (27)  
Signed 6/21/2018 as an Undrafted Free Agent (Dixie State)  
Born: Phoenix, Arizona • Resides: Surprise, Arizona

7 JOHN  
RAVE

**OUTFIELDER** • L/L • 6'0" • 200 • 12/30/1997 (25)  
2019 MLB Draft – Round 5 (Illinois State)  
Born: Canton, Illinois • Resides: Bloomington, Illinois

9 PAXTON  
WALLACE

**INFIELDER** • R/R • 6'1" • 215 • 1/6/1999 (24)  
Signed 12/19/2022 as a Minor League Free Agent  
Originally signed 6/16/2021 with Los Angeles, AL (MLB F.A.)  
Born: Little Rock, Arkansas • Resides: Greenbrier, Arkansas

## QUICK NOTES

Ranked by MLB Pipeline as the No. 26 Royals prospect

2023: Has 8 multi-hit games in his last 25 games and hits in 18 of his last 25, after collecting just 4 multi-hit games in his first 24, with hits in just 10 of his first 24 ... hit pinch-hit 2-run double in win on 4/14 and had 3 RBI off the bench in comeback win ... 3-for-3, 2 RBI on his birthday, 5/6 vs. LOU ... hit .367 with 1.006 OPS over 17 games in June

2022: Spent the entire season with NW Arkansas (AA) and reached base in 90 of 109 games (82.57%), reached base multiple times in team-best 56 games ... 1st on team with 33 multi-hit games ... hit two grand slams, on 4/23 @ FRI & 5/12 vs. WCH ... reached base at least twice in seven straight games from 7/26 to 8/2

2021: Began his professional career splitting the year between Columbia (A) and Quad Cities (A+), 380 OBP ranked fourth among qualified Royals Minor Leaguers.

## HIT STREAK:

2023: Opened the season in NW Arkansas (AA) and appeared in 15 games for the Naturals (11 starts at catcher) and hit .246 (16-for-65) with 3 2B and 7 RBI ... on the injured list from 4/30 to 5/16 and again from 5/24 to 6/9 ... assigned to Omaha on 6/16

2022: Began the season with the Lexington Legends in the independent Atlantic League and appeared in 26 games before signing with Kansas City on May 23 and reporting to Omaha (AAA), where he finished the season, slashing .252/.298/.405 (33-for-133) over 37 games the Storm Chasers (34 starts at catcher).

2016 to 2020: Played 5 seasons in the Angels system, beginning in High-A in 2016 before making his MLB debut in 2018 ... played 46 Major League games with the Angels in 2018 and hit .239 (28-for-117), made his debut on May 26 at Yankee Stadium, went 2-for-4 with 1 homer and 2 RBI ... played 2 games with the Angels in 2020.

2010 to 2015: Played 5 seasons in the Rockies system and reached Low-A ... traded to Atlanta in Jan. 2015 and spent the year in High-A, traded to the Angels in Nov. 2015.

## HIT STREAK: 2 Games (6/30 to 7/2), .286 (2-for-7)

2023: Has hits in 34 of 58 games ... started 35 games at shortstop Omaha's 48 between 4/18 and 6/13, but just 3 of the last 16 ... this season in his 13th in the Royals organization, all in the Minors, with 861 games played (197 in Triple-A).

2022: In his 11th year as a member of the Royals' organization, began the year with Omaha, but assigned to NW Arkansas (AA) on 8/9 and finished the season with the Naturals ... over 59 games with the Storm Chasers, slashed .218/.318/.316 (38-for-174) while playing six different positions (1B, 2B, 3B, SS, LF & RF) ... made at least 10 starts at each SS (150.2 innings), 3B (121.0 innings) and 1B (115.0 innings) ... snapped 0-for-27 stretch with Naturals on 8/21 in San Antonio ... 15-for-67 over last 20 games after hitless streak ended ... played 80th MLB game (all in Royals system) on 9/15 vs. Frisco, entered as defensive replacement.

2011-2023: Has played 803 games in the Royals' minor league system, slashing .232/.311/.312 (606-for-2610), with 29 HR and 271 RBI ... 2013 Dominican Royals Player of the Year ... 143 games with Omaha between 2021 and 2023, hitting .226 over 80 games in 2021 after an early-season promotion from Double-A.

## HIT STREAK:

2023: Opened the season on the injured list with a right hamate fracture he suffered in Spring Training, activated from the injured list 5/4 and made his season debut 5/5 ... first hit of the season was a HR in the 3rd inning on 5/9 @ SWB ... has made 13 starts at 2B, 9 at SS, 7 at 3B this year.

2022: Spent the entire season with Omaha and tied for 1st on the team in triples (4), while ranking 2nd in games played (127), plate appearances (515) and runs (64), 3rd in doubles (22), total bases (151), stolen bases (17) and walks (47), 4th in hits (94) and 5th in RBI (52) ... made starts at a career-high six positions for the Chasers, including 3B, 6B, 2B, 3B, 4B (40), SS (6 G) and his first professional appearances in the outfield: in LF (13 G), CF (1 G) and RF (2 G).

2021: Spent the entire season with NW Arkansas (AA), playing in 108 of the team's 119 regular season games, including 104 starts as the leadoff hitter ... led the Naturals in games played, at bats (444), runs scored (74) and hits (128) ... led off the game with a hit 32 times, including 10 of his last 19 regular season games.

## HIT STREAK:

2023: Made his first Opening Day roster with Royals, but has hit .075 (4-for-53) in 28 games over 4 stints with KC ... on his 4th stint with Omaha (4/24-5/5, 5/25-6/9, 6/16-6/23 & 6/26-pres.) ... threw a scoreless inning 4/10 @ TEX, 2 hits and 1 strikeout, fastball sat 91-95 ... after opening 0-for-25 with KC, hits in first 2 ABs with OMA, HR in first AB 4/27 @ NAS ... homered in first AB back 6/17 vs. COL ... has hits in 18 of 27 games with Omaha, 9 multi-hit games.

2022: Split time in the Minor Leagues between NW Arkansas (AA) and Omaha (AAA) but also appeared in 44 games with Kansas City over three separate stints with the Royals: 7/14-7/17, 8/4-22 and 9/1 through the end of the regular season ... opened the year in Double-A and made his MLB debut July 14 ... led the majors with a 98.1 mph arm strength ... for the 2nd straight year, saw time at five positions in the Minors (SS, 3B, LF, CF and RF), played in the OF for 27 of his first 29 games, then played 3B for 12 of his last 15 games.

2021: Began the season with Quad Cities (A+) and played 70 games for the River Bandits, led the team in stolen bases (23) and played in the Arizona Fall League.

## HIT STREAK: 2 Games (7/2 to 7/2), .429 (3-for-7), HR

Ranked by MLB Pipeline as the No. 6 Royals prospect ... Ranked by Baseball America as the No. 7 Royals prospect

2023: Has reached base in 52 of 63 games this season ... 1st on team with 44 RBI, 19 doubles and 26 extra base hits, 2nd with 102 total bases and 63 hits, 3rd with 35 walks, 4th with 34 runs ... 63 starts in RF are the most of any Storm Chaser at a single defensive position ... hit .281 (27-for-97) with a .769 OPS in 24 May games after hitting .198 (17-for-86) with a .667 OPS in April, then just .207 (18-for-87) with a .675 OPS in June.

2022: Named Kansas City's George Brett Award inner (top position player in the organization and NW Arkansas (AA)) ... began season in Quad Cities (A+), assigned to NW Arkansas 6/14 ... ranked 8th in MLB in batting average (.326) ... Royals ore leader in AVG (.326), SLG (.542) and OPS (.964) 2nd in OBP (.422) ... drove in at least one run in 36 of 73 games since joining the Naturals, reached base in 64 of 73 games (87.67%) ... reached in 28 straight games, 7/30 to 9/3, with 483 OBP.

2021: Spent his first pro season in Quad Cities (A+) ... played everyday for the first two months of the season ... placed on the 7-Day injured list on 7/14 and then the 60-Day IL 8/2.

## HIT STREAK:

2023: Signed with Atlanta on 1/30, went 1-for-11 in Spring Training and was released 3/22 ... on 4/11, signed with the Long Island Ducks in the independent Atlantic League, appeared in 38 games and hit .297 (43-for-145) with 7 HR and 34 RBI, signed with Kansas City on June 16 and assigned to Omaha ... first OMA HR was 4th inning grand slam on 6/22 @ ROC ... has 10 RBI in 11 games with Omaha.

2021-2022: Signed with the Chiba Lotte Marines of Nippon Professional Baseball in December 2020 and played 155 NPB games over the 2021 and 2022 seasons, with a .213 average (.96-for-450) ... hit 24 doubles and 6 homers with 44 RBI over his two seasons (79 games in 2021, 76 in 2022) ... also played 32 games in the Eastern League (minor league).

MLB Experience: between 2012 and 2020, has appeared in 922 Major League games over parts of 9 seasons (Toronto (2012), Miami (2013-17), Tampa Bay (2017-18), Pittsburgh (2018), New York, AL (2018), New York, NL (2019) and Atlanta (2019-20) ... is a career .253 hitter with a .641 OPS ... has started 757 games at SS (672.0 innings).

## HIT STREAK: 2 Games (6/29 to 7/2), .571 (4-for-7), 2 2B, 1 HR

2023: Began the season on the 7-Day Injured list (right elbow strain) and activated 4/25 ... has hits in 11 of his last 13 games with 8 XBH ... has played in 46 of Omaha's 58 games since he activated, with team-leading 28 starts at DH (and 15 of the last 18), has hit 1st in the lineup 8 times.

2022: Played in 130 games for Omaha (AAA) and was named the Royals Triple-A Player of the Year but also appeared in six games with Kansas City over two separate stints with the Royals: May 26-30 and July 14-17 ... contract was selected by KC May 26 and made his major league debut that night in Minnesota, starting in CF ... reached base in 34 straight games between 7/26 and 9/2 ... set career highs in 2B (30), HR (28), RBI (85) and R (85) ... finished just two homers shy of a 30/30/30 season (HR/SB/2B).

2021: Spent the entire year with NW Arkansas (AA), led all Double-A hitters with 40 steals, tied 13th in all of the Minors ... homered twice in the AA-Central Championship Series.

## HIT STREAK:

2023: Opened the season on the Royals' Opening Day roster, as Kansas City's second baseman ... played in 60 games and hit .217 (40-for-184), with 4 HR and 20 RBI before being placed on the 10-day injured list retroactive to June 15, 2023 with a left hand laceration ... hit .319 in May with 4 HR and 12 RBI ... assigned to Omaha on rehab assignment on June 30.

2022: Opened the season in NW Arkansas (AA) and hit .305 in 54 games, promoted to Omaha on June 14 and hit .325 in 33 games with the Chasers ... made his MLB debut in Toronto from July 14-17 ... he was selected on Aug. 3 and remained with KC for the rest of the year, as the time he led all Royals minor leaguers in RBI (77), H (108), XBH (44) and 2B (28).

2021: Led Quad Cities (A+) in HR (21), RBI (67), H (112) and 2B (27), his .882 OPS finished 2nd in the High-A Central, won a Minor League Rawlings Gold Glove Award at 2B.

## HIT STREAK: 2 Games (6/30 to 7/2), .286 (2-for-7), 1 2B

2023: Signed with Detroit as a Minor League free agent on 12/14/2022 and appeared in 36 games with Toledo (AAA), hitting .176 (22-for-125) with 6 HR and 21 RBI, hitting 3 HR with 6 RBI in 6 games @ Werner Park ... released on 6/8, signed by Kansas City on 6/12 and assigned to Omaha ... in 10 games, 4 of 7 hits with Omaha are XBH (3 2B, 1 HR).

2022: In his 8th season in the Twins organization, saw his first Major League action in 2022, playing in 30 games with Minnesota and 102 with St. Paul (AAA) ... made his Major League debut in game one of the doubleheader on May 31 at Detroit, going 0-for-3 with a walk and run scored, also pitched twice, totaling 0.2 scoreless innings ... named a Twins Organization All-Star by MLB.com for the 4th time in his career, hitting .283 (111-for-392) with a .803 OPS in Triple-A with the Saints.

2021: Played 110 games with Wichita (A+), 7th in the Texas League in R (69) & HR (19), tied 7th with 106 H, tied 8th with 180 TB ... named a Twins Organization All-Star.

## HIT STREAK: 2 Games (6/30 to 7/2), .333 (2-for-6), 1 2B

2023: Currently on a career-high 28-game on-base streak ... 6 HR in 17 games in April, but 1 in 45 games since ... has reached base in 54 of 62 games played with hits in 47 of 62 games ... has 23 walks in his last 21 games after drawing 15 walks in his first 41 games ... hit the 3rd two-her game of his career on 4/5 vs. Toledo.

2022: Began the season in NW Arkansas (AA) and reached in 66 of 77 games, reached multiple times in 49 games ... assigned to Omaha (AAA) on 8/9 and finished season in MLB in ON-BASE PERCENTAGE (.442) ... combining his AA & AAA numbers, was the Royals system leader in OBP (.442), 2nd in AVG (.918), 3rd in batting average (.301)

2021: Spent the season with Quad Cities (A+) and slashed .241/.368/.451 (62-for-257) in 77 games ... named a High-A Central post-season All-Star at catcher.

MISC: Grew up down the street from Surprise Stadium, was a dabbler for the AZL Royals the summer of 2011 while in high school, also caught bullpens for the team.

## HIT STREAK: 9 Games (6/20 to 7/2), .387 (12-for-31), 2 B

2023: Opened the season with NW Arkansas (AA), played 54 games for the Naturals, hitting .275 (55-for-200) with 5 HR, 24 RBI & team-leading 34 BB ... made 40 or 53 starts in CF ... hit 3 HR on 4/18 vs. Amarillo with 6 RBI ... transferred to Omaha on 6/13 and has hits in 13 of 121 games with the Chasers, with 21 H (9 XBH) and 13 RBI since he joined the team ... hit safely in first 9 games ... drove in 8 runs in series vs. COL (6/13 to 6/18).

2022: Spent most of the season with NW Arkansas (AA), played 111 games with the Naturals, also played in 11 games with Omaha across two stints (5/25-6/4 & 7/12-7/19) ... slashed .195/.233/.390 (8-for-41) over 11 games for the Chasers, including 2 HR, 4 RBI game on 7/17 @ Rochester ... played 18 games for Surprise in the Arizona Fall League.

2021: Spent the season with Quad Cities (A+) and appeared in 77 games for the High-A Central Champion River Bandits ... named an MLB.com Organization All-Star in the outfield for Kansas City and slashed .252/.352/.453 (70-for-278) ... hit 14 homers and stole 13 bases, making him one of five 13-13 players in the system in 2021.

## HIT STREAK: 4 Games (6/29 to 7/2), .571 (8-for-14), 1 2B, 1 HR

2023: Opened the season with Quad Cities (A+) on the development list, activated 4/13 and appeared in 18 games for the River Bandits, transferred to Omaha on 6/11 but did not appear in a game, back to QC on 6/13 and OMA again on 6/23 ... 21 starts at 1B in 22 games at High-A, hitting .253 (19-for-75).

2022: Was injured to begin the season and released by the Los Angeles Angels on May 19 ... played for the Joliet Slammers in the Frontier League, hitting .343 (23-for-67) with 4 home runs in 18 games ... his younger brother, Cayden, was selected by Kansas City in the 2nd round of the 2022 Draft.

2021: Signed as an undrafted free agent by the Los Angeles Angels on July 17, 2021 and reported to Inland Empire (A), where he slashed .280/.400/.480 (21-for-75) with 4 home runs in 23 games.

MISC: Attended Wichita State University, where he played in 138 games and hit 21 home runs across three seasons ... brother Cayden is currently with KC's A+ affiliate, Quad Cities.

## HIT STREAK: 4 Games (6/29 to 7/2), .571 (8-for-14), 1 2B, 1 HR

2023: Opened the season with Quad Cities (A+) on the development list, activated 4/13 and appeared in 18 games for the River Bandits, transferred to Omaha on 6/11 but did not appear in a game, back to QC on 6/13 and OMA again on 6/23 ... 21 starts at 1B in 22 games at High-A, hitting .253 (19-for-75).

2022: Was injured to begin the season and released by the Los Angeles Angels on May 19 ... played for the Joliet Slammers in the Frontier League, hitting .343 (23-for-67) with 4 home runs in 18 games ... his younger brother, Cayden, was selected by Kansas City in the 2nd round of the 2022 Draft.

2021: Signed as an undrafted free agent by the Los Angeles Angels on July 17, 2021 and reported to Inland Empire (A), where he slashed .280/.400/.480 (21-for-75) with 4 home runs in 23 games.

MISC: Attended Wichita State University, where he played in 138 games and hit 21 home runs across three seasons ... brother Cayden is currently with KC's A+ affiliate, Quad Cities.

## HIT STREAK:

ON-BASE BASE STREAK: 2 Games (6/30 to 7/2), .333 (2-for-6), 1 BB

## ON-BASE BASE STREAK:

2023: Opened the season in NW Arkansas (AA) and reached base in 90 of 109 games (82.57%), reached base multiple times in team-best 56 games ... 1st on team with 33 multi-hit games ... hit two grand slams, on 4/23 @ FRI & 5/12 vs. WCH ... reached base at least twice in seven straight games from 7/26 to 8/2

2022: Began the season with the Lexington Legends in the independent Atlantic League and appeared in 26 games before signing with Kansas City on May 23 and reporting to Omaha (AAA), where he finished the season, slashing .252/.298/.405 (33-for-133) over 37 games the Storm Chasers (34 starts at catcher).

2016 to 2020: Played 5 seasons in the Angels system, beginning in High-A in 2016 before making his MLB debut in 2018 ... played 46 Major League games with the Angels in 2018 and hit .239 (28-for-117), made his debut on May 26 at Yankee Stadium, went 2-for-4 with 1 homer and 2 RBI ... played 2 games with the Angels in 2020.

2010 to 2015: Played 5 seasons in the Rockies system and reached Low-A ... traded to Atlanta in Jan. 2015 and spent the year in High-A, traded to the Angels in Nov. 2015.

## ON-BASE BASE STREAK: 5 Games (6/18 to 7/2), .235 (4-for-17) 2 BB, 1 HBP

2023: Has hits in 34 of 58 games ... started 35 games at shortstop Omaha's 48 between 4/18 and 6/13, but just 3 of the last 16 ... this season in his 13th in the Royals organization, all in the Minors, with 861 games played (197 in Triple-A).

2022: In his 11th year as a member of the Royals' organization, began the year with Omaha, but assigned to NW Arkansas (AA) on 8/9 and finished the season with the Naturals ... over 59 games with the Storm Chasers, slashed .218/.318/.316 (38-for-174) while playing six different positions (1B, 2B, 3B, SS, LF & RF) ... made at least 10 starts at each SS (150.2 innings), 3B (121.0 innings) and 1B (115.0 innings) ... snapped 0-for-27 stretch with Naturals on 8/21 in San Antonio ... 15-for-67 over last 20 games after hitless streak ended ... played 80th MLB game (all in Royals system) on 9/15 vs. Frisco, entered as defensive replacement.

2011-2023: Has played 803 games in the Royals' minor league system, slashing .232/.311/.312 (606-for-2610), with 29 HR and 271 RBI ... 2013 Dominican Royals Player of the Year ... 143 games with Omaha between 2021 and 2023, hitting .226 over 80 games in 2021 after an early-season promotion from Double-A.

## ON-BASE BASE STREAK:

2023: Opened the season on the injured list with a right hamate fracture he suffered in Spring Training, activated from the injured list 5/4 and made his season debut 5/5 ... first hit of the season was a HR in the 3rd inning on 5/9 @ SWB ... has made 13 starts at 2B, 9 at SS, 7 at 3B this year.

2022: Spent the entire season with Omaha and tied for 1st on the team in triples (4), while ranking 2nd in games played (127), plate appearances (515) and runs (64), 3rd in doubles (22), total bases (151), stolen bases (17) and walks (47), 4th in hits (94) and 5th in RBI (52) ... made starts at a career-high six positions for the Chasers, including 3B, 6B, 2B, 3B, 4B (40), SS (6 G) and his first professional appearances in the outfield: in LF (13 G), CF (1 G) and RF (2 G).

2021: Spent the entire season with NW Arkansas (AA), playing in 108 of the team's 119 regular season games, including 104 starts as the leadoff hitter ... led the Naturals in games played, at bats (444), runs scored (74) and hits (128) ... led off the game with a hit 32 times, including 10 of his last 19 regular season games.

## ON-BASE BASE STREAK:

2023: Made his first Opening Day roster with Royals, but has hit .075 (4-for-53) in 28 games over 4 stints with KC ... on his 4th stint with Omaha (4/24-5/5, 5/25-6/9, 6/16-6/23 & 6/26-pres.) ... threw a scoreless inning 4/10 @ TEX, 2 hits and 1 strikeout, fastball sat 91-95 ... after opening 0-for-25 with KC, hits in first 2 ABs with OMA, HR in first AB 4/27 @ NAS ... homered in first AB back 6/17 vs. COL ... has hits in 18 of 27 games with Omaha, 9 multi-hit games.

2022: Split time in the Minor Leagues between NW Arkansas (AA) and Omaha (AAA) but also appeared in 44 games with Kansas City over three separate stints with the Royals: 7/14-7/17, 8/4-22 and 9/1 through the end of the regular season ... opened the year in Double-A and made his MLB debut July 14 ... led the majors with a 98.1 mph arm strength ... for the 2nd straight year, saw time at five positions in the Minors (SS, 3B, LF, CF and RF), played in the OF for 27 of his first 29 games, then played 3B for 12 of his last 15 games.

2021: Began the season with Quad Cities (A+) and played 70 games for the River Bandits, led the team in stolen bases (23) and played in the Arizona Fall League.

## ON-BASE BASE STREAK: 2 Games (7/2 to 7/2), .429 (3-for-7), HR

Ranked by MLB Pipeline as the No. 6 Royals prospect ... Ranked by Baseball America as the No. 7 Royals prospect

2023: Has reached base in 52 of 63 games this season ... 1st on team with 44 RBI, 19 doubles and 26 extra base hits, 2nd with 102 total bases and 63 hits, 3rd with 35 walks, 4th with 34 runs ... 63 starts in RF are the most of any Storm Chaser at a single defensive position ... hit .281 (27-for-97) with a .769 OPS in 24 May games after hitting .198 (17-for-86) with a .667 OPS in April, then just .207 (18-for-87) with a .675 OPS in June.

2022: Named Kansas City's George Brett Award inner (top position player in the organization and NW Arkansas (AA)) ... began season in Quad Cities (A+), assigned to NW Arkansas 6/14 ... ranked 8th in MLB in batting average (.326) ... Royals ore leader in AVG (.326), SLG (.542) and OPS (.964) 2nd in OBP (.422) ... drove in at least one run in 36 of 73 games since joining the Naturals, reached base in 64 of 73 games (87.67%) ... reached in 28 straight games, 7/30 to 9/3, with 483 OBP.

2021: Spent his first pro season in Quad Cities (A+) ... played everyday for the first two months of the season ... placed on the 7-Day injured list on 7/14 and then the 60-Day IL 8/2.

## ON-BASE BASE STREAK:

2023: Signed with Atlanta on 1/30, went 1-for-11 in Spring Training and was released 3/22 ... on 4/11, signed with the Long Island Ducks in the independent Atlantic League, appeared in 38 games and hit .297 (43-for-145) with 7 HR and 34 RBI, signed with Kansas City on June 16 and assigned to Omaha ... first OMA HR was 4th inning grand slam on 6/22 @ ROC ... has 10 RBI in 11 games with Omaha.

2021-2022: Signed with the Chiba Lotte Marines of Nippon Professional Baseball in December 2020 and played 155 NPB games over the 2021 and 2022 seasons, with a .213 average (.96-for-450) ... hit 24 doubles and 6 homers with 44 RBI over his two seasons (79 games in 2021, 76 in 2022) ... also played 32 games in the Eastern League (minor league).

MLB Experience: between 2012 and 2020, has appeared in 922 Major League games over parts of 9 seasons (Toronto (2012), Miami (2013-17), Tampa Bay (2017-18), Pittsburgh (2018), New York, AL (2018), New York, NL (2019) and Atlanta (2019-20) ... is a career .253 hitter with a .641 OPS ... has started 757 games at SS (672.0 innings).

## ON-BASE BASE STREAK: 2 Games (6/29 to 7/2), .571 (4-for-7), 1 BB, 1 HBP

2023: Began the season on the 7-Day Injured list (right elbow strain) and activated 4/25 ... has hits in 11 of his last 13 games with 8 XBH ... has played in 46 of Omaha's 58 games since he activated, with team-leading 28 starts at DH (and 15 of the last 18), has hit 1st in the lineup 8 times.

2022: Played in 130 games for Omaha (AAA) and was named the Royals Triple-A Player of the Year but also appeared in six games with Kansas City over two separate stints with the Royals: May 26-30 and July 14-17 ... contract was selected by KC May 26 and made his major league debut that night in Minnesota, starting in CF ... reached base in 34 straight games between 7/26 and 9/2 ... set career highs in 2B (30), HR (28), RBI (85) and R (85) ... finished just two homers shy of a 30/30/30 season (HR/SB/2B).

2021: Spent the entire year with NW Arkansas (AA), led all Double-A hitters with 40 steals, tied 13th in all of the Minors ... homered twice in the AA-Central Championship Series.

## ON-BASE BASE STREAK:

2023: Opened the season on the Royals' Opening Day roster, as Kansas City's second baseman ... played in 60 games and hit .217 (40-for-184), with 4 HR and 20 RBI before being placed on the 10-day injured list retroactive to June 15, 2023 with a left hand laceration ... hit .319 in May with 4 HR and 12 RBI ... assigned to Omaha on rehab assignment on June 30.

2022: Opened the season in NW Arkansas (AA) and hit .305 in 54 games, promoted to Omaha on June 14 and hit .325 in 33 games with the Chasers ... made his MLB debut in Toronto from July 14-17 ... he was selected on Aug. 3 and remained with KC for the rest of the year, as the time he led all Royals minor leaguers in RBI (77), H (108), XBH (44) and 2B (28).

2021: Led Quad Cities (A+) in HR (21), RBI (67), H (112) and 2B (27

SO NICE, THEY DID IT TWICE (OR MORE)	MULTI-HIT GAMES					MULTI-RUN GAMES					MULTI-RBI GAMES					MULTI-BB GAMES					MULTI-K GAMES					MULTI-SB GAMES				
	2	3	4	5+	T	2	3	4	5+	T	2	3	4	5+	T	2	3	4	5+	T	2	3	4	5+	T	2	3	4	5+	T
3 Bradley, Tucker	10	2	-	-	12	5	1	-	-	6	3	4	-	-	7	6	-	-	-	6	3	-	1	-	4	4	-	-	-	4
60 Briceño, José	-	-	-	-	-	-	-	-	-	-	-	-	-	-	-	-	-	-	-	-	-	1	-	-	1	-	-	-	-	-
17 Castellano, Angelo	6	1	-	-	7	7	-	-	-	7	5	1	-	-	6	4	2	-	-	6	5	1	-	-	6	1	-	-	-	1
6 Dungan, Clay	4	1	-	-	5	2	1	-	-	3	2	1	-	-	3	2	1	-	-	3	5	-	-	-	5	1	-	-	-	1
24 Eaton, Nate	6	3	-	-	9	1	2	-	-	3	3	-	-	-	3	1	-	-	-	1	7	1	-	-	8	1	1	-	-	2
28 Gentry, Tyler	14	1	1	-	16	2	2	-	-	4	5	3	1	1	10	4	1	-	-	5	11	7	-	-	18	-	-	-	-	-
11 Hechavarria, Adeiny	1	1	-	-	2	1	-	-	-	1	-	-	1	-	1	1	-	-	-	1	2	-	-	-	2	-	-	-	-	-
18 Hicklen, Brewer	6	2	-	-	8	5	1	-	-	6	3	1	-	-	4	3	-	-	-	3	12	2	-	-	14	-	-	-	-	-
16 Massey, Michael	-	-	-	-	-	1	-	-	-	1	-	-	-	-	-	-	-	-	-	-	-	-	-	-	-	-	-	-	-	-
22 Palacios, Jermaine	2	-	-	-	2	-	-	-	-	-	1	-	-	-	1	-	-	-	-	-	2	-	1	-	3	-	-	-	-	-
14 Porter, Logan	13	3	-	-	16	6	-	-	-	6	7	1	-	-	8	6	4	-	-	10	13	4	-	-	17	-	-	-	-	-
7 Rave, John	3	1	1	-	5	3	-	-	-	3	2	1	-	-	3	2	-	-	-	2	2	-	-	-	2	-	-	-	-	-
9 Wallace, Paxton	1	-	-	-	1	-	-	-	-	-	-	-	-	-	-	-	-	-	-	-	1	-	-	-	1	-	-	-	-	-
Alexander, CJ	6	3	-	-	9	6	1	-	-	7	3	1	1	-	5	1	-	-	-	1	14	1	-	-	15	-	-	-	-	-
Beatty, Matt	2	-	-	-	2	1	-	-	-	1	2	-	-	-	2	1	-	-	-	1	1	-	-	-	1	-	-	-	-	-
Blanco, Dairon	10	6	1	-	17	9	1	-	-	10	3	2	-	-	5	5	1	-	-	6	3	2	-	-	5	9	3	1	-	13
Camargo, Johan	5	-	-	-	5	-	-	-	-	-	1	-	-	-	1	3	-	-	-	3	1	-	-	-	1	-	-	-	-	-
Fermin, Freddy	1	1	1	-	3	3	1	-	-	4	1	1	-	1	3	2	1	-	-	3	2	-	-	-	2	-	-	-	-	-
Garcia, Maikel	4	1	-	-	5	2	-	-	-	2	2	2	-	-	4	3	1	-	-	4	2	1	-	-	3	-	-	-	-	-
Isbel, Kyle	3	-	-	-	3	1	-	-	-	1	1	1	-	-	2	1	-	-	-	1	1	-	-	-	1	-	-	-	-	-
Jenista, Greyson	-	-	-	-	-	-	-	-	-	-	-	-	-	-	-	-	-	-	-	-	2	-	-	-	2	-	-	-	-	-
Lofstin, Nick	11	3	1	-	15	4	-	-	-	4	4	7	1	-	12	-	-	-	-	-	4	-	-	-	4	-	-	-	-	-
Lopez, Nicky	1	-	-	-	1	-	-	-	-	-	-	-	-	-	-	1	-	-	-	1	-	-	-	-	-	-	-	-	-	-
Pratto, Nick	-	1	-	-	1	1	-	-	-	1	2	-	-	-	2	3	-	-	-	3	2	1	-	-	3	-	-	-	-	-
Reetz, Jakson	4	2	-	-	6	-	-	-	-	-	1	-	-	1	2	2	-	-	-	2	5	2	1	-	8	-	-	-	-	-
Reyes, Frammil	1	-	-	-	1	1	-	-	-	1	1	-	-	-	1	-	-	-	-	-	1	1	-	-	2	-	-	-	-	-
Taylor, Samad	18	4	-	-	22	8	3	-	-	11	7	2	-	-	9	7	2	-	-	9	13	1	1	-	15	3	2	1	-	6
Waters, Drew	1	-	3	-	4	2	2	-	-	4	1	1	-	-	2	1	-	-	-	1	1	2	-	-	3	-	-	-	-	-
	133	36	8	0	177	71	15	0	0	86	60	29	4	3	96	59	13	0	0	72	113	29	4	0	146	19	6	2	0	27

## HITTING STREAKS

PLAYER	CURRENT	LONGEST	DATES/RESULTS							
			START	END	AVG	2B	3B	HR	RBI	OPS
3 Bradley, Tucker	-	6 (2x)	6/14	6/25	.556 (10-18)	4	0	0	5	1.430
60 Briceño, José	2	2 (2x)	6/30	7/2	.286 (2-7)	0	0	0	1	.661
17 Castellano, Angelo	-	3 (3x)	5/16	5/19	.455 (5-11)	1	0	1	4	1.356
6 Dungan, Clay	-	6 (2x)	6/21	6/29	.318 (7-22)	0	0	0	1	.703
24 Eaton, Nate	2	7	5/28	6/4	.345 (10-29)	1	1	1	2	.939
28 Gentry, Tyler	-	5	4/5	4/9	.350 (7-20)	1	0	1	6	.967
11 Hechavarria, Adeiny	2	2 (2x)	6/24	6/25	.286 (2-7)	0	0	0	1	.730
18 Hicklen, Brewer	-	8	6/13	6/22	.375 (12-32)	4	0	1	6	1.023
16 Massey, Michael	2	2	6/30	7/2	.286 (2-7)	1	0	0	0	.804
22 Palacios, Jermaine	2	2 (2x)	6/30	7/2	.333 (2-6)	0	0	0	0	.762
14 Porter, Logan	9	9	6/20	7/2	.387 (12-31)	2	0	0	8	.965
7 Rave, John	4	9	6/13	6/25	.406 (13-32)	4	1	2	10	1.255
9 Wallace, Paxton	-	-	-	-	-	-	-	-	-	-

BOLD indicates longest streak in 2023 among active players

Italics indicates longest personal streak is active

## ON-BASE STREAKS

CURRENT	LONGEST	DATES/RESULTS							
		START	END	AVG	2B	HR	BB	HBP	OBP
-	9	5/21	6/10	.344 (11-32)	3	1	7	0	.450
5	5	6/18	7/2	.235 (4-17)	0	0	2	1	.350
-	9	4/1	4/19	.320 (8-25)	2	2	6	0	.438
-	18	5/28	6/29	.316 (18-57)	1	0	14	1	.440
2	7	5/28	6/4	.345 (10-29)	1	1	2	0	.387
-	11	6/7	6/21	.233 (10-43)	4	2	7	1	.346
2	2 (3x)	6/29	7/2	.571 (4-7)	2	1	1	1	.667
-	16	6/8	6/30	.317 (20-63)	6	2	7	2	.397
2	2	6/30	7/2	.286 (2-7)	1	0	1	0	.375
2	2 (2x)	6/30	7/2	.333 (2-6)	0	0	0	1	.429
28	28	5/24	7/2	.320 (31-97)	5	0	23	2	.452
14	14	6/13	7/2	.429 (21-49)	5	3	9	0	.508
-	-	-	-	-	-	-	-	-	-

Gold indicates career-best streak

## PITCHES/PLATE APPEARANCE &amp; PLATE APPEARANCE DEPTH

PLAYER	AVG. P/PA	TOTAL PA	TOTAL P	LONGEST PA (#)	DATE	INN.	PITCHER	RESULT
3 Bradley, Tucker	3.96	175	693	10	4/29 @ NAS	▲ 3	Robert Stock	Groundout (4-3)
60 Briceño, José	3.56	25	89	7	6/21 @ ROC	▲ 2	Paolo Espino	Strikeout Swinging
17 Castellano, Angelo	4.18	211	882	10	4/18 vs. GWN	▼ 3	Michael Soroka	Strikeout Swinging
6 Dungan, Clay	4.21	123	518	10 (2x)	6/2 vs. MEM	▼ 10	Jake Walsh	Walk
24 Eaton, Nate	3.94	124	488	10	4/29 @ NAS	▲ 7	Pedro Fernandez	Flyout (F9)
28 Gentry, Tyler	4.16	326	1,355	12	6/7 @ IND	▲ 9	Cody Bolton	Walk
11 Hechavarria, Adeiny	3.64	44	160	8	6/21 @ ROC	▲ 2	Paolo Espino	RBI Double
18 Hicklen, Brewer	3.71	182	676	10	6/3 vs. MEM	▼ 5	Zack Thompson	Strikeout Swinging
16 Massey, Michael	3.25	8	26	6	7/2 vs. IOW	▼ 1	Chris Clarke	Walk
22 Palacios, Jermaine	3.76	38	143	7 (4x)	6/25 @ ROC	▲ 2	Wily Peralta	Groundout (5-3)
14 Porter, Logan	4.09	263	1,076	9	6/15 vs. COL	▼ 6	Cade Smith	Strikeout Looking
7 Rave, John	4.33	60	260	7 (2x)	6/20 @ ROC	▲ 4	Wily Peralta	Popout (P4)
9 Wallace, Paxton	4.00	8	32	6	6/25 @ ROC	▲ 8	Luis Reyes	Walk
	4.03	1,587	6,398					

## PINCH-HITTING LOG (10)

#	DATE	INNING	PINCH HITTER	HITTING FOR	RESULT
1.	4/5 vs. Toledo	▼ 9	CJ Alexander	Angelo Castellano	Fielder's Choice (4-6)
2.	4/14 @ Iowa	▲ 8	Tucker Bradley	Angelo Castellano	2-RBI Double
3.	4/18 vs. Gwinnett	▼ 9	Tucker Bradley	Angelo Castellano	Strikeout Looking
4.	4/29 @ Nashville	▲ 8	Logan Porter	CJ Alexander	Strikeout Swinging
5.	5/7 vs. Louisville	▼ 9	CJ Alexander	Angelo Castellano	Groundout (4-3)
6.	5/10 @ Scranton/WB	▲ 8	CJ Alexander	Angelo Castellano	Strikeout Swinging
7.	5/12 @ Scranton/WB	▲ 8	Brewer Hicklen	Tucker Bradley	Flyout (F9)
8.	5/20 vs. Toledo	▼ 9	Tucker Bradley	Angelo Castellano	Strikeout Swinging
9.	5/27 @ St. Paul	▲ 7	Clay Dungan	Samad Taylor	Groundout, 6-3
10.	6/28 vs. Iowa	▼ 9	Paxton Wallace	Adeiny Hechavarria	Strikeout Swinging
11.					
12.					
13.					

Omaha Pinch Hitters: 1-for-10, 2B, 2 RBI, 5 K

Most-Used Pinch Hitter:  
CJ Alexander & Tucker Bradley (3x)Most Frequently Pinch-Hit For:  
Angelo Castellano (6x)

## PITCH TIMER VIOLATIONS CALLED ON OMAHA HITTERS (6)

DATE	INNING	UMPIRE	HITTER	COUNT AT CALL	BATTER RESULT (COUNT)
1. April 12 @ Iowa	▲ 9	Tom Hanahan	Samad Taylor (1)	0-1	Single (0-2)
2. June 3 vs. Memphis	▼ 8	Cody Clark	Johan Camargo (1)	0-0	Strikeout (0-2)
3. June 6 @ Indianapolis	▲ 1	Lew Williams	Dairon Blanco (1)	0-2	Strikeout (0-3)
4. June 20 @ Rochester	▲ 9	Steven Jaschinski	Tyler Gentry (1)	0-0	Strikeout (0-2)
5. June 24 @ Rochester	▲ 3	Chris Marco	José Briceño (1)	0-0	Strikeout (2-2)
6. June 24 @ Rochester	▲ 8	Chris Marco	Adeiny Hechavarria (1)	0-0	Walk (3-2)



## PITCHING

vs. Left-Handed Starter	13-12
vs. Right-Handed Starter	26-24
WITH Left-Handed Starter	16-15
WITH Right-Handed Starter	23-21
0-4 strikeouts	1-1
1-4 strikeouts	23-23
10+ strikeouts	15-12
0 runs of support	0-11
1-4 runs of support	25-22
5-9 runs of support	12-4
10+ runs of support	2-0

## SCORING

1-Run Games	6-10
2-Run Games	9-4
3-4-Run Games	12-9
5+ Run Games	12-13
Extra Innings	2-1
Shutouts	1-1
Doubleheaders	
Scoring 0-2 Runs	1-14
3-5 Runs	7-15
6-9 Runs	21-6
10+ Runs	10-1

Opponent 0-2 Runs	13-0
3-5 Runs	15-10
6-9 Runs	11-19
10+ Runs	0-7
Scored in 1st Inning	17-10
Opponent scored in 1st	16-14
Scores first	21-15
Opponent scores first	18-21

## HITTING

Omaha 0-5 hits	3-10
6-9 hits	9-17
10+ hits	27-9
Opponent 0-5 hits	6-2
6-9 hits	21-13
10+ hits	12-21

Out-hit opponent	27-9
Out-hit by opponent	9-24
Hits are tied	3-3

Hit 0 home runs	9-16
1 home run	15-14
2 home runs	6-4
3+ home runs	9-2

Opponent hit 0 home runs	5-6
1 home run	14-12
2 home runs	8-9
3+ home runs	2-9

Leave 0-5 runners on base	8-12
6-9 on base	24-18
10+ on base	7-6

Opponent leaves 0-5 runners on base	5-6
6-9 on base	19-23
10+ on base	15-7

Steals 0 bases	9-13
1 base	3-7
2 bases	11-9
3+ bases	16-7

Opponent steals 0 bases	15-16
1 base	15-12
2 bases	8-6
3+ bases	2-4

## FIELDING

Made 0 errors	25-11
1 error	9-17
2 errors	3-5
3+ errors	2-3
Opponent made 0 errors	15-15
1 error	13-13
2 errors	6-7
3+ errors	4-1

## TEAM HIGHS

<b>LONGEST WIN STREAK</b>	<b>11 Games *</b>	<b>June 6 - June 18</b>
<b>LONGEST LOSING STREAK</b>	5 Games	April 18 - April 22
<b>LONGEST HOME WINNING STREAK</b>	6 Games	June 13 - June 18
<b>LONGEST HOME LOSING STREAK</b>	3 Games (3x)	Last: June 13 - June 15
<b>LONGEST ROAD WINNING STREAK</b>	5 Games (2x)	Last: June 6 - June 10
<b>LONGEST ROAD LOSING STREAK</b>	2 Games (5x)	Last: May 27 - May 28
<b>LARGEST MARGIN OF VICTORY</b>	11 Runs	4/1 @ Indianapolis (12-1 Win)
<b>LARGEST MARGIN OF DEFEAT</b>	13 Runs (2x)	Last: 5/27 @ St. Paul (14-1 Loss)
<b>LONGEST GAME, INNINGS</b>	11 Innings	5/11 @ Scranton/Wilkes-Barre (4-3 Win)
<b>LONGEST GAME, TIME</b>	3:23	6/2 vs. Memphis (10-9 Win, 10 Innings)
<b>LONGEST 9-INNING GAME, TIME</b>	3:17	6/8 @ Indianapolis (15-7 Win)
<b>SHORTEST 9-INNING GAME, TIME</b>	2:14 (2x)	Last: 5/5 vs. Louisville (6-2 Win)
<b>SHORTEST GAME, TIME</b>	1:46	7/2 vs. Iowa, G2 (6-2 Loss)
<b>LARGEST COMEBACK WIN</b>	6 Runs, After 4th	5/6 vs. Louisville (11-9 Win)
<b>LARGEST MARGIN OF LEAD SURRENDERED (LOSS)</b>	5 Runs, After 7th	6/4 vs. Memphis (6-5 Loss)
<b>MOST ERRORS, TEAM</b>	3 (5x)	Last: 5/27 @ St. Paul (14-1 Loss)
<b>MOST ERRORS, PLAYER</b>	3, Angelo Castellano	5/27 @ St. Paul (14-1 Loss)
<b>LARGEST CROWD, HOME</b>	6,882	5/20 vs. Toledo (4-1 Loss)
<b>LARGEST CROWD, ROAD</b>	9,833	4/29 @ Nashville (6-5 Loss, 10 Innings)
<b>WARMEST FIRST PITCH</b>	89 Degrees	6/29 vs. Iowa (8-3 Win)
<b>COLDEST FIRST PITCH</b>	35 Degrees	4/5 vs. Toledo (7-6 Loss)

## OFFENSIVE HIGHS

<b>MOST RUNS SCORED, GAME</b>	16	5/17 vs. Toledo (16-8 Win)
<b>MOST RUNS SCORED, INNING</b>	10, 5th Inning	6/8 @ Indianapolis (15-7 Win)
<b>MOST CONSECUTIVE INNINGS SCORED</b>	5 (2x)	Last: 4th-8th Innings, 5/17 vs. Toledo (16-8 Win)
<b>FEWEST HITS, GAME</b>	2	5/20 vs. Toledo (4-1 Loss)
<b>MOST HITS, GAME</b>	18	5/17 vs. Toledo (16-8 Win)
<b>MOST DOUBLES, GAME</b>	7	5/17 vs. Toledo (16-8 Win)
<b>MOST TRIPLES, GAME</b>	1 (12x)	Last: 6/24 @ Rochester (3-2 Loss)
<b>MOST HOME RUNS, GAME</b>	4 (3x)	Last: 5/21 vs. Toledo (8-6 Win)
<b>MOST EXTRA-BASE HITS, GAME</b>	10	5/17 vs. Toledo (16-8 Win)
<b>MOST RBI, GAME</b>	15 (2x)	Last: 6/8 @ Indianapolis (15-7 Win)
<b>MOST RUNNERS LOB, GAME</b>	15	5/16 vs. Toledo (9-2 Loss)
<b>MOST TOTAL BASES, GAME</b>	34	5/17 vs. Toledo (16-8 Win)
<b>MOST WALKS, GAME</b>	11 (2x)	Last: 6/8 @ Indianapolis (15-7 Win)
<b>FEWEST STRIKEOUTS, GAME</b>	2 (2x)	Last: 6/9 @ Indianapolis (6-2 Win)
<b>MOST STRIKEOUTS, GAME</b>	16	5/20 vs. Toledo (4-1 Loss)
<b>FEWEST STRIKEOUTS, GAME</b>	4	4/13 @ Iowa (14-1 Loss)
<b>MOST STOLEN BASES, GAME</b>	7	5/26 @ St. Paul (6-4 Win)
<b>MOST HIT BY PITCHES</b>	4	5/6 vs. Louisville (11-9 Win)

## INDIVIDUAL OFFENSIVE HIGHS

<b>MOST RUNS, GAME</b>	3 (15x)	Last: Brewer Hicklen, 6/30 vs. Iowa (6-5 Loss)
<b>MOST HITS, GAME</b>	4 (8x)	Last: John Rave, 6/18 vs. Columbus (6-4 Win)
<b>MOST DOUBLES, GAME</b>	2 (12x)	Last: Adeiny Hechavarria, 7/2 vs. Iowa, G1 (11-1 Win)
<b>MOST TRIPLES, GAME</b>	1 (12x)	Last: Brewer Hicklen, 6/24 @ Rochester (3-2 Loss)
<b>MOST HOME RUNS, GAME</b>	2 (4x)	Last: Nate Eaton, 6/17 vs. Columbus (13-4 Win)
<b>MOST TOTAL BASES, GAME</b>	13, Drew Waters	5/21 vs. Toledo (8-4 Win)
<b>MOST RBI, GAME</b>	6, Freddy Fermin	4/8 vs. Toledo (13-8 Win)
<b>MOST WALKS, GAME</b>	3 (13x)	Last: Clay Dungan, 6/22 @ Rochester (5-4 Loss)
<b>MOST STRIKEOUTS, GAME</b>	4 (4x)	Last: Jermaine Palacios, 6/22 @ Rochester (8-4 Win)
<b>MOST STOLEN BASES, GAME</b>	4 (2x)	Last: Dairon Blanco, 5/25 @ St. Paul (8-6 Loss)
<b>MOST HIT BY PITCHES, GAME</b>	2 (2x)	Last: Dairon Blanco, 5/25 @ St. Paul (8-6 Loss)
<b>MOST SACRIFICE FLIES, GAME</b>	2 (2x)	Last: Samad Taylor, 4/30 @ Nashville (10-6 Win)
<b>MOST DOUBLE PLAYS GROUND INTO, GAME</b>	2 (4x)	Last: Brewer Hicklen, 5/28 @ St. Paul (10-6 Loss)

## PITCHING HIGHS

<b>MOST RUNS ALLOWED, GAME</b>	14 (3x)	Last: 5/27 @ St. Paul (14-1 Loss)
<b>MOST RUNS ALLOWED, INNING</b>	9, 7th Inning	5/28 @ St. Paul (10-6 Loss)
<b>FEWEST HITS ALLOWED, GAME</b>	3 (2x)	Last: 6/29 vs. Iowa (8-3 Win)
<b>MOST HITS ALLOWED, GAME</b>	18	5/9 @ Scranton/Wilkes-Barre (14-2 Loss)
<b>MOST TOTAL BASES ALLOWED, GAME</b>	34 (2x)	Last: 5/9 @ Scranton/Wilkes-Barre (14-2 Loss)
<b>FEWEST STRIKEOUTS, GAME</b>	3	4/18 vs. Gwinnett (4-1 Loss)
<b>MOST STRIKEOUTS, GAME</b>	15	5/11 @ Scranton/Wilkes-Barre (4-3 Win, 11 Innings)
<b>FEWEST WALKS ALLOWED, GAME</b>	0	7/2 vs. Iowa, G2 (6-2 Loss)
<b>MOST WALKS ALLOWED, GAME</b>	12	6/28 vs. Iowa (9-2 Loss)
<b>MOST HOME RUNS ALLOWED, GAME</b>	6 (2x)	Last: 5/31 vs. Memphis (9-4 Loss)
<b>MOST WILD PITCHES</b>	4	4/21 vs. Gwinnett (7-3 Loss)

## INDIVIDUAL PITCHING HIGHS

<b>MOST RUNS ALLOWED, GAME</b>	11, Jonathan Heasley	4/13 @ Iowa (14-1 Loss)
<b>MOST EARNED RUNS ALLOWED, GAME</b>	11, Jonathan Heasley	4/13 @ Iowa (14-1 Loss)
<b>FEWEST HITS ALLOWED, GAME (STARTER)</b>	1 (4x)	Last: Drew Parrish (4.0 IP), 5/20 vs. Toledo (4-1 Loss)
<b>MOST HITS ALLOWED, GAME</b>	11, Jonathan Heasley	5/21 vs. Toledo (8-6 Win)
<b>MOST HOME RUNS ALLOWED, GAME</b>	5 (2x)	Last: Austin Cox, 5/31 vs. Memphis (9-4 Loss)
<b>MOST STRIKEOUTS</b>	9, Ryan Yarbrough	6/29 vs. Iowa (8-3 Win)
<b>MOST CONSECUTIVE STRIKEOUTS</b>	5, Ryan Yarbrough	6/29 vs. Iowa (8-3 Win)
<b>MOST WALKS ALLOWED, GAME</b>	5 (2x)	Last: Jonathan Heasley, 6/18 vs. Columbus (6-4 Win)
<b>MOST HIT BATTERS, GAME</b>	2 (3x)	Last: James McArthur, 5/20 vs. Toledo (4-1 Loss)
<b>MOST INNINGS PITCHED, STARTER</b>	7.0, Jonathan Heasley	4/19 vs. Gwinnett (6-2 Loss)
<b>MOST PITCHES THROWN, STARTER</b>	104, Jonathan Heasley	4/25 @ Nashville (8-3 Loss)
<b>MOST INNINGS PITCHED, RELIEVER</b>	4.1 (2x)	Last: Jonathan Bowlan, 7/2 vs. Iowa, G1 (11-1 Win)
<b>MOST PITCHES THROWN, RELIEVER</b>	94, Jonathan Bowlan	7/2 vs. Iowa, G1 (11-1 Win)

^ Indicates Storm Chasers Record Tied

\* Indicates Storm Chasers Record Set

## STATCAST LEADERS

LONGEST MEASURED HOMER DISTANCE			HIGHEST BATTED BALL EXIT VELOCITY			HIGHEST PITCH VELOCITY			HIGHEST PITCH SPIN RATE		
Player	Distance (Pitcher)	Date	Player	Exit Velo (Batted Ball Type)	Date	Player	Pitch Velo (Pitch Result)	Date	Player	Spin Rate (Pitch Type)	Date
Tyler Gentry	471 (2-Run off Connor Thomas)	5/30 vs. MEM	CJ Alexander	115.3 (Double vs. Reese Olson)	4/7 vs. TOL	Will Klein	100.7 (Richie Martin, Foul Ball)	6/21 @ ROC	Josh Dye	3,329 (81.2 MPH Changeup vs. Joe Hudson)	4/21 vs. GWN
Dairon Blanco	445 (Solo off Simeon Woods Richardson)	5/23 @ STP	Drew Waters	111.8 (Double vs. Sam Clay)	5/19 vs. TOL	Will Klein	100.2 (Richie Martin, Foul Ball)	6/21 @ ROC	Jon Heasley	3,090 (93.8 MPH 45-Fastball vs. Abraham Toro)	4/30 @ NAS
Brewer Hicklen	443 (3-Run off Miguel Diaz)	5/18 vs. TOL	Brewer Hicklen	111.7 (Single vs. Kent Emanuel)	6/9 @ IND	Will Klein	100.2 (Zack Collins, Strikeout)	6/14 vs. COL	Josh Staumont	3,058 (81.0 MPH Curveball vs. Miguel Andujar)	3/31 @ IND
Nick Loftin	433 (3-Run off Brent Headrick)	5/24 @ STP	CJ Alexander	110.6 (Lineout vs. Cody Bolton)	6/10 @ IND	Will Klein	99.7 (Alex Call, Single)	6/25 @ ROC	Jonah Dipoto	3,010 (80.5 MPH Curveball vs. Kramer Robertson)	5/31 vs. MEM
Tyler Gentry	431 (3-Run off Hunter Stratton)	6/10 @ IND	Brewer Hicklen	110.4 (Double vs. Robert Gasser)	4/30 @ NAS	Will Klein	99.3 (Richie Martin Foul Ball)	6/25 @ ROC	Jonah Dipoto	3,008 (80.8 MPH Slider vs. Masyn Winn)	5/31 vs. MEM
Freddy Fermin	428 (2-Run off Ashton Goudeau)	4/8 vs. TOL	CJ Alexander	109.9 (Home vs. Mitch Spence)	5/14 @ SWB	Will Klein	99.3 (Alex Call, Single)	6/21 @ ROC	Jonah Dipoto	3,004 (81.1 MPH Slider vs. Ivan Herrera)	5/31 vs. MEM
Brewer Hicklen	426 (Solo off Ryan Loutos)	6/1 vs. MEM	Dairon Blanco	109.6 (Double Play vs. Kervin Castro)	4/7 vs. TOL	Jakson Kowar	99.3 (Justin Dean, Ball)	4/18 vs. GWN	Jonah Dipoto	3,004 (80.0 MPH Curveball vs. Ivan Herrera)	5/31 vs. MEM
Johan Camargo	426 (Solo off Randy Dobnak)	5/27 @ STP	Brewer Hicklen	109.5 (Home vs. DJ. Snetten)	5/14 @ SWB	Will Klein	99.2 (Nelson Velazquez, Strikeout)	6/29 vs. IOW	Jonah Dipoto	3,002 (80.8 MPH Slider vs. Luken Baker)	6/2 vs. MEM
Jakson Rietz	426 (Solo off Andrew Abbott)	5/7 vs. LOU	Brewer Hicklen	109.4 Groundout vs. Tyler Chatwood)	6/10 @ IND	Will Klein	99.1 (Richie Martin, Foul Ball)	6/21 @ ROC	Drew Parrish	3,000 (86.7 MPH Sinker vs. Nick Solak)	4/22 vs. GWN
Nate Eaton	422 (Solo off Nick Neidert)	7/2 vs. IOW	Nate Eaton	109.1 (Single vs. Caleb Simpson)	6/17 vs. COL	Will Klein	99.1 (Brayan Roccio, Foul Ball)	6/14 vs. COL	Ryan Weiss	2,999 (81.5 MPH Curveball vs. Jermaine Palacios)	4/5 vs. TOL



## THE LAST TIME OMAHA...

THREW A PERFECT GAME	
THREW A 9-INNING NO-HITTER	6/20/1988 vs. Columbus (Luis Aquino, 2-0 win)
THREW A 7-INNING NO-HITTER	7/13/1990 @ Iowa [G1] (Gene Walter, 3-0 win)
THREW A COMBINED NO-HITTER	4/17/1997 vs. Oklahoma City (Jim Converse and Allen McDill, 2-0 win)
THREW A COMBINED 1-HITTER (9 Innings)	8/26/2019 vs. Nashville (5-0 Win) Pitchers: Arnaldo Hernandez (8.0 IP), Gabe Speier (1.0 IP)
THREW A COMBINED 1-HITTER (7 Innings)	
THREW A COMBINED 2-HITTER (9 Innings)	6/12/2022 vs. Lehigh Valley (10-0 Win) Pitchers: Zack Greinke (5.0 IP), Andrés Núñez (1.0 IP), Marcelo Martínez (2.0 IP) & Brad Peacock (1.0 IP)
THREW A COMBINED 2-HITTER (7 Innings)	
GOT NO-HIT (9 INNINGS)	June 7, 2017 vs. Nashville (4-0 Loss) Pitchers: Chris Smith, Sean Doolittle, Tucker Healy and Simon Castro
GOT NO-HIT (LESS THAN 9 INNINGS)	6/29/2008 vs. Oklahoma [G1] (Dustin Nippert, 2-0 loss)
GOT 1-HIT	8/15/2021 vs. Iowa (10-0 Loss)
GOT 2-HIT	5/20/2023 vs. Toledo (4-1 Loss)
THREW A COMBINED 9-INNING SHUTOUT	5/18/2023 vs. Toledo (9-0 Win) Pitchers: Austin Cox (5.0 IP), Dylan Coleman (1.0 IP), Collin Snider (1.0 IP), Nick Wittgren (1.0 IP)
THREW SHUTOUTS IN 3 STRAIGHT GAMES	8/7/2018 vs. Salt Lake and 8/9 and 8/10/2018 @ Round Rock (5-0, 9-0, 2-0)
THREW BACK-TO-BACK SHUTOUTS	8/9 and 8/10/2018 @ Round Rock (9-0 Win & 2-0 Win)
GOT SHUT OUT (9 INNINGS)	4/26/2023 @ Nashville (5-0 Loss)
GOT SHUT OUT IN BACK-TO-BACK GAMES	7/23 and 7/24/2022 vs. Iowa (10-0 Loss, 7-0 Loss)
GOT SHUT OUT IN 3 STRAIGHT GAMES	N/A (Since 2005)
GOT SHUT OUT (LESS THAN 9 INNINGS)	5/28, 2022 @ Louisville [G2] (3-0 Loss)
HAD A 11-GAME WINNING STREAK	June 6 to June 18, 2023
HAD A 10-GAME WINNING STREAK	June 5 to June 16, 2012
HAD A 9-GAME WINNING STREAK	May 22 to June 1, 2021
HAD A 8-GAME WINNING STREAK	May 23 to May 30, 2010
HAD A 7-GAME WINNING STREAK	July 21 to July 26, 2015
HAD A 6-GAME WINNING STREAK	August 25 to August 31, 2021
LOST 10 GAMES IN A ROW	August 6 to August 16, 2006
LOST 8 GAMES IN A ROW	June 6 to June 14, 2016
LOST 7 GAMES IN A ROW	April 20 to April 28, 2019
LOST 6 GAMES IN A ROW	May 4 to May 9, 2018
STRUCK OUT 19+ OPPOSING HITTERS	5/6/2021 vs. St. Paul (19)
STRUCK OUT 17+ OPPOSING HITTERS	5/6/2021 vs. St. Paul (19)
STRUCK OUT 15+ OPPOSING HITTERS	5/11/2023 @ Scranton/Wilkes-Barre (15)
STRUCK OUT 10+ OPPOSING HITTERS	6/29/2023 vs. Iowa (14)
SCORED 20+ RUNS IN ONE GAME	7/4/2022 vs. Toledo (20)
SCORED 15+ RUNS IN ONE GAME	6/8/2023 @ Indianapolis (15)
SCORED 10+ RUNS IN ONE GAME	7/3/2023 vs. Iowa, G1 (11)
ALLOWED 20+ RUNS IN ONE GAME	9/11/2021 @ St. Paul (21)
ALLOWED 15+ RUNS IN ONE GAME	9/11/2022 vs. Indianapolis (19)
ALLOWED 10+ RUNS IN ONE GAME	6/1/2023 vs. Memphis (12)
HAD 27+ HITS IN ONE GAME	7/4/2022 vs. Toledo (27)
HAD 25+ HITS IN ONE GAME	7/4/2022 vs. Toledo (27)
HAD 20+ HITS IN ONE GAME	7/4/2022 vs. Toledo (27)
HAD 15+ HITS IN ONE GAME	7/3/2023 vs. Iowa, G1 (16)
HAD 10+ HITS IN ONE GAME	7/3/2023 vs. Iowa, G1 (16)
ALLOWED 22+ HITS IN ONE GAME	8/2/2019 @ Reno (23)
ALLOWED 20+ HITS IN ONE GAME	8/2/2019 @ Reno (23)
ALLOWED 15+ HITS IN ONE GAME	5/27/2023 @ St. Paul (16)
ALLOWED 10+ HITS IN ONE GAME	7/2/2023 vs. Iowa, G2 (10)
WALKED 14+ TIMES IN ONE GAME	4/14/2022 vs. Louisville (14)
WALKED 10+ TIMES IN ONE GAME	6/10/2023 @ Indianapolis (10)
WALKED 8+ TIMES IN ONE GAME	6/17/2023 vs. Columbus (9)
ALLOWED 13+ WALKS IN ONE GAME	5/8/2007 vs. Sacramento (13)
ALLOWED 10+ WALKS IN ONE GAME	6/28/2023 vs. Iowa (12)
ALLOWED 8+ WALKS IN ONE GAME	6/28/2023 vs. Iowa (12)
HIT 9+ HOME RUNS IN A GAME	7/3/2022 vs. Toledo (9)
HIT 7+ HOME RUNS IN A GAME	7/3/2022 vs. Toledo (9)
HIT 5+ HOME RUNS IN A GAME	7/3/2022 vs. Toledo (9)
HIT 3+ HOME RUNS IN A GAME	6/29/2023 vs. Iowa (3)
ALLOWED 7+ HOME RUNS IN A GAME	9/5/2021 vs. Toledo (7)
ALLOWED 5+ HOME RUNS IN A GAME	5/31/2023 vs. Memphis (6)
ALLOWED 3+ HOME RUNS IN A GAME	6/22/2023 @ Rochester (3)
HAD 2 PLAYERS HIT 2 HOME RUNS IN A GAME	Nate Eaton & Roman Quinn, 7/4/2022 vs. Toledo (20-6 win)
HIT BACK-TO-BACK HOME RUNS	4/5/2023 vs. Toledo, 6th Inning (7-6 loss) Tyler Gentry (3-run) & Logan Porter (solo)
HIT 3 STRAIGHT HOME RUNS	5/21/2021 @ Iowa, 9th Inning (9-8 loss) Anderson Miller (2-run), Sebastian Rivero (solo), Gabriel Cancel (solo)
SCORED 10+ RUNS IN AN INNING	10 Runs, 5th Inning – 6/8/2023 @ Indianapolis (15-7 win)
SCORED 7+ RUNS IN AN INNING	7 Runs, 4th Inning – 6/17/2023 vs. Columbus (13-4 win)
SCORED 5+ RUNS IN AN INNING	6 Runs, 3rd Inning – 7/3/2023 vs. Iowa, G1 (11-1 win)
SCORED 5+ RUNS IN AN EXTRA INNING	6 Runs, 11th Inning – 8/3/2021 @ Columbus (11-7 win)
ALLOWED 10+ RUNS IN AN INNING	10 Runs, 6th Inning – 7/16/2012 vs. Oklahoma City (16-6 loss)
ALLOWED 7+ RUNS IN AN INNING	7 Runs, 4th Inning – 6/2/2023 vs. Memphis (10-9 win)
ALLOWED 5+ RUNS IN AN INNING	5 Runs, 5th Inning – 7/2/2023 vs. Iowa, G2 (6-2 loss)
ALLOWED 5+ RUNS IN AN EXTRA INNING	6 Runs, 12th Inning – 7/7/2017 vs. Colorado Springs (8-4 loss)
WON A GAME BY 15+ RUNS	14 Runs – 7/4/2023 vs. Toledo (20-6 win)
WON A GAME BY 10+ RUNS	10 Runs – 7/3/2023 vs. Iowa, G1 (11-1 win)
LOST A GAME BY 15+ RUNS	16 Runs – 9/11/2022 vs. Indianapolis, (19-3 loss)
LOST A GAME BY 10+ RUNS	14 Runs – 5/27/2023 @ St. Paul (14-1 loss)
SCORED 12+ RUNS IN CONSECUTIVE GAMES	9/25/2021 and 9/26/2021 vs. Indianapolis (12-3 Win & 17-12 loss)
SCORED 10+ RUNS IN CONSECUTIVE GAMES	6/26/2022 vs. Columbus & 6/28/2022 @ St. Paul (17-4 Win, 11-2 win)
SCORED JUST ONE RUN WITHOUT AN RBI	5/4/2019 vs. Iowa (6-1 loss)
SCORED MULTIPLE RUNS WITHOUT AN RBI	4/30/2018 @ Iowa (10-3 loss)
SCORED MORE RUNS THAT RECORDED HITS	6/14/2023 vs. Columbus (6-1 win, 6 runs on 5 hits)
TURNED 6 DOUBLE PLAYS IN ONE GAME	8/25/08 vs. New Orleans
TURNED 5 DOUBLE PLAYS IN ONE GAME	4/1/2023 @ Indianapolis
TURNED 4 DOUBLE PLAYS IN ONE GAME	5/9/2023 @ Scranton/Wilkes-Barre
TURNED 3 DOUBLE PLAYS IN ONE GAME	6/16/2023 vs. Columbus (3-3)
TURNED A TRIPLE PLAY	5/13/1992 @ Denver, 1st Inning (3-2 win) 5-4-3 (Fielders: Sean Berry to Stu Cole to Jeff Conine   Batter: Jim Tatum)
HIT INTO A TRIPLE PLAY	4/17/2015 vs. New Orleans, Cheslor Cuthbert, 1st Inning (5-3 loss) 5-3-4-6-5-3 (Fielders: Derek Dietrich to Justin Bour to Scott Sizemore to Miguel Rojas to Dietrich to Bour)
COMMITTED 6 ERRORS	5/10/2012 @ Sacramento
COMMITTED 5 ERRORS	4/16/2023 @ Memphis
COMMITTED 4 ERRORS	6/29/2023 @ St. Paul
COMMITTED 3+ ERRORS	5/27/2023 @ St. Paul (3)
EVERY STORM CHASER IN THE STARTING LINEUP HAD A HIT	6/29/2023 vs. Iowa
EVERY STORM CHASER IN THE STARTING LINEUP SCORED A RUN	6/17/2023 vs. Columbus
EVERY STORM CHASER IN THE STARTING LINEUP HAD A HIT AND SCORED A RUN	
LINEUP BATTED AROUND TWICE IN ONE GAME	3rd and 4th Innings – 6/17/2023 vs. Columbus
WON ON THE LAST AT-BAT OF THE GAME (WALK-OFF WIN)	6/2/2023 vs. Memphis (10-9 Win, 10 innings)
LOST ON THE LAST AT-BAT OF THE GAME (WALK-OFF LOSS)	6/24/2023 @ Rochester (3-2 Loss, 9 innings)
PLAYED BACK-TO-BACK EXTRA-INNING GAMES	7/2 and 7/3/2019 @ Round Rock (7-6 Loss & 9-8 Loss, both 10 innings)
WON BOTH GAMES OF A DOUBLEHEADER	8/22/2022 vs. Scranton/Wilkes-Barre (9-4 Win & 12-10 Win)
PITCHED SHUTOUTS IN BOTH GAMES OF A DOUBLEHEADER	N/A (Since 2005)
LOST BOTH GAMES OF A DOUBLEHEADER	8/29/2018 vs. Colorado Springs (3-2 Loss & 7-0 Loss)
SHUT OUT IN BOTH GAMES OF A DOUBLEHEADER	6/2/2013 vs. Memphis (7-0 Loss, 5-0 Loss)
OPPOSING HITTER HAD A 3-HOMER GAME	Christian Encarnacion-Strand, 5/4/2023 vs. Louisville

## THE LAST TIME AN OMAHA HITTER...

HAD 6 HITS IN ONE GAME	Matt Diaz, 7/27/2005 @ Portland
HAD 5 HITS IN ONE GAME	Dairon Blanco, 9/15/2022 @ Columbus
HAD 4 HITS IN ONE GAME	John Rave, 6/18/2023 vs. Columbus
HAD 3 HITS IN ONE GAME	Hechavarria, Dungan & Castellano, 7/2/2023 vs. Iowa, G1
HIT 3 HOME RUNS IN ONE GAME	Ryan McBroom, 6/13/2021 @ St. Paul
HIT 2 HOME RUNS IN ONE GAME	Nate Eaton, 6/17/2023 vs. Columbus
HIT 2 TRIPLES IN ONE GAME	Angel Franco, 5/6/2016 @ Iowa
HIT 4 DOUBLES IN ONE GAME	Jordan Parraz, 5/18/2010 @ Las Vegas
HIT 3 DOUBLES IN ONE GAME	Dairon Blanco, 9/15/2022 @ Columbus
HIT 2 DOUBLES IN ONE GAME	Adeiny Hechavarria, 7/2/2023 vs. Iowa [G1]
HIT 2 SACRIFICE FLIES IN ONE GAME	Samad Taylor, 4/30/2023 @ Nashville
HIT A GRAND SLAM	Adeiny Hechavarria, 6/22/2023 @ Rochester
HIT AN INSIDE-THE-PARK HOME RUN	John Rave, 6/18/2023 vs. Columbus
LED OFF A HOME GAME WITH A HOME RUN	Nate Eaton, 6/17/2023 vs. Columbus
LED OFF A ROAD GAME WITH A HOME RUN	Drew Waters, 8/16/2022 @ Louisville
HIT A PINCH-HIT HOME RUN	Elier Hernández, 5/22/2019 vs. Iowa
HIT A WALK-OFF HOME RUN	Nate Eaton, 5/31/2022 vs. Indianapolis
HIT A WALK-OFF GRAND SLAM	Jimmy Goveas, 7/2/2022 vs. Columbus
HIT A WALK-OFF PINCH-HIT HOME RUN	Chad Santos, 8/23/2005 vs. New Orleans
HIT FOR THE CYCLE	Jimmy Paredes, 5/12/2014 vs. New Orleans
HAD 11 RBI IN ONE GAME	Mike Moustakas, 8/30/2010 vs. Round Rock
HAD 9 RBI IN ONE GAME	Brett Eibner, 4/9/2014 vs. Memphis
HAD 8 RBI IN ONE GAME	Jimmy Paredes, 5/12/2014 vs. New Orleans
HAD 7 RBI IN ONE GAME	Brett Hayes, 4/14/2013 vs. Nashville
HAD 6 RBI IN ONE GAME	Freddy Fermin, 4/8/2023 vs. Toledo
HAD 5 RBI IN ONE GAME	Tyler Gentry, 6/8/2023 @ Indianapolis
HAD 4 RBI IN ONE GAME	Adeiny Hechavarria, 6/22/2023 @ Rochester
SCORED 5 RUNS IN ONE GAME	Brett Eibner, 5/12/2014 vs. New Orleans
SCORED 4 RUNS IN ONE GAME	Maikel Garcia, 9/15/2022 @ Columbus
SCORED 3 RUNS IN ONE GAME	Brewer Hicklen, 6/30/2023 vs. Iowa
WALKED 4 TIMES IN ONE GAME	MJ Melendez, 8/22/2022 vs. Columbus
WALKED 3 TIMES IN ONE GAME	Clay Dungan, 6/20/2023 @ Rochester
STOLE 4 BASES IN ONE GAME	Dairon Blanco, 5/25/2023 @ St. Paul
STOLE 3 BASES IN ONE GAME	Dairon Blanco, 6/10/2023 @ Indianapolis
STOLE 2 BASES IN ONE GAME	Samad Taylor, 6/14/2023 vs. Columbus
STRUCK OUT 5 TIMES IN ONE GAME	Drew Waters, 8/10/2022 @ Toledo
STRUCK OUT 4 TIMES IN ONE GAME	Jermaine Palacios, 6/22/2023 @ Rochester
STRUCK OUT 3 TIMES IN ONE GAME	Brewer Hicklen, 7/2/2023 vs. Iowa [G1]
REACHED BASE 6 TIMES IN ONE GAME	Nicky Lopez, 7/27/2018 @ Fresno
REACHED BASE 5 TIMES IN ONE GAME	Samad Taylor, 6/10/2023 @ Indianapolis
REACHED BASE 4 TIMES IN ONE GAME	John Rave, 7/2/2023 vs. Iowa [G1]
REACHED BASE IN EVERY TRIP TO THE PLATE (6 PA)	Brett Eibner, 4/9/2014 vs. Memphis
REACHED BASE IN EVERY TRIP TO THE PLATE (5 PA)	Dairon Blanco, 5/25/2023 @ St. Paul
REACHED BASE IN EVERY TRIP TO THE PLATE (4 PA)	John Rave, 7/2/2023 vs. Iowa [G1]
REACHED BASE IN EVERY TRIP TO THE PLATE (3 PA)	Angelo Castellano, 7/2/2023 vs. Iowa [G1]
HAD 2 HOME RUNS IN THE SAME INNING	Brett Eibner: 5th Inning, 5/12/2015 vs. Memphis
HAD 2 DOUBLES IN THE SAME INNING	Clay Dungan: 6th Inning, 6/26/2022 vs. Columbus
HAD 2 HITS IN THE SAME INNING	Matt Beatty: 4th Inning, 6/17/2023 vs. Columbus
HAD 2 WALKS IN THE SAME INNING	Samad Taylor: 5th Inning, 6/8/2023 @ Indianapolis
REACHED 2 TIMES IN THE SAME INNING	Matt Beatty: 6/17/2023 vs. Columbus
SCORED 2 RUNS IN THE SAME INNING	Dairon Blanco & Samad Taylor: 5th Inning, 6/8/2023 @ Indianapolis
HIT HOME RUNS IN 6 STRAIGHT GAMES	Steve Sisco, June 13 to June 21, 1998
HIT HOME RUNS IN 5 STRAIGHT GAMES	Cory Aldridge, July 27 to August 8, 2009
HIT HOME RUNS IN 4 STRAIGHT GAMES	Nick Pratto, August 19 to August 22, 2021
HIT HOME RUNS IN 3 STRAIGHT GAMES	Brent Rooker, September 23 to September 26, 2022
HIT HOME RUNS IN BACK-TO-BACK GAMES	CJ Alexander, June 7 and 8, 2023
HIT HOME RUNS IN BOTH GAMES OF A DOUBLEHEADER	Nick Pratto, 4/7/2022 @ Indianapolis
HIT HOME RUNS FROM BOTH SIDES OF THE PLATE, GAME	Tim Raines Jr., 8/20/2009 @ Tacoma
HIT HOME RUN IN FIRST OMAHA AT-BAT	Jakson Reetz, 8/28/2022 vs. Scranton/WB [G1]
HAD 2+ HITS IN 7 STRAIGHT GAMES	Johnny Giavotella, August 3 to August 14, 2014
HAD 2+ HITS IN 6 STRAIGHT GAMES	Dairon Blanco, September 10 to September 17, 2022
HAD 2+ HITS IN 5 STRAIGHT GAMES	MJ Melendez, September 25 to October 2, 2021
HAD A 20+ GAME HITTING STREAK	Frank Schwindel, 20 Games: July 22 to August 13, 2018
HAD A 18+ GAME HITTING STREAK	Frank Schwindel, 20 Games: July 22 to August 13, 2018
HAD A 16+ GAME HITTING STREAK	Frank Schwindel, 20 Games: July 22 to August 13, 2018
HAD A 14+ GAME HITTING STREAK	Dairon Blanco, 15 Games: May 15 to July 10, 2022
HAD A 12+ GAME HITTING STREAK	Nick Loftin, 12 Games: May 16 to May 30, 2023
HAD A 40+ GAME REACHED BASE STREAK	Shane Costa, 46 Games: April 14 to August 8, 2007
HAD A 35 to 39 GAME REACHED BASE STREAK	Alex Gordon, 39 Games: May 9 to June 19, 2010
HAD A 30 to 34 GAME REACHED BASE STREAK	Freddy Fermin, 33 Games: August 3 to September 15, 2022
HAD A 25 to 29 GAME REACHED BASE STREAK	Logan Porter, 28 Games: May 25 to July 2, 2023
HAD A 20 to 24 GAME REACHED BASE STREAK	Dairon Blanco, 21 Games: May 13 to June 10, 2023
THREW A 1-HITTER (9 Innings)	Luis Mendoza, 7/18/2011 @ Memphis
THREW A 1-HITTER (7 Innings)	
THREW A 2-HITTER (9 Innings)	Jeff Suppan, 6/21/2011 @ Nashville
THREW A 2-HITTER (7 Innings)	Arnaldo Hernandez, 7/21/2018 vs. Round Rock [G1]
THREW A 9-INNING COMPLETE GAME SHUTOUT	Luis Mendoza, 7/18/2011 @ Memphis
THREW A 7-INNING COMPLETE GAME SHUTOUT	Jake Kalish, 7/2/2018 vs. Nashville [G1]
THREW A 5-INNING COMPLETE GAME SHUTOUT	Anthony Lerew, 8/31/2010 vs. Round Rock
THREW A 9-INNING COMPLETE GAME	Arnaldo Hernandez, 8/15/2018 vs. Oklahoma City
THREW AN 8-INNING COMPLETE GAME	John Lannan, 6/16/2016 @ Oklahoma City
THREW A 7-INNING COMPLETE GAME	Austin Cox, 8/28/2022 vs. Scranton/WB [G1]
THREW A 6-INNING COMPLETE GAME	Matt Wright, 8/8/2008 @ Nashville [G2]
THREW A 5-INNING COMPLETE GAME	Trevor Oaks, 6/6/2018 vs. Salt Lake
STRUCK OUT 12 IN A GAME	Jakob Junis, 5/26/2017 @ Nashville
STRUCK OUT 11 IN A GAME	John Lamb, 7/9/2014 vs. Iowa
STRUCK OUT 10 IN A GAME	Jackson Kowar, 7/3/2021 @ St. Paul
WALKED 7 IN A GAME	Josh Staumont, 5/24/2017 @ Nashville
WALKED 6 IN A GAME	Drew Parrish, 6/22/2022 vs. Columbus
WALKED 5 IN A GAME	Jonathan Heasley, 6/18/2023 vs. Columbus
ALLOWED 6 HOME RUNS IN A GAME	Matt Wright, 8/18/2007 vs. Albuquerque
ALLOWED 5 HOME RUNS IN A GAME	Austin Cox, 5/31/2023 vs. Memphis
ALLOWED 4 HOME RUNS IN A GAME	Jake Kalish, 9/24/2021 vs. Indianapolis
ALLOWED 3 HOME RUNS IN A GAME	Jonathan Bowlan, 6/22/2023 @ Rochester
ALLOWED 2 HOME RUNS IN A GAME	Max Castillo, 6/30/2023 vs. Iowa
THREW 120+ PITCHES IN A GAME	Brett Tomko, 5/8/2014 @ Round Rock (127)
THREW 115+ PITCHES IN A GAME	Luke Farrell, 6/8/2017 vs. Nashville (116)
THREW 110+ PITCHES IN A GAME	Christian Binford, 9/3/2017 vs. Iowa (110)
THREW 100+ PITCHES IN A GAME	Max Castillo, 6/3/2023 vs. Memphis (110)
THREW 95+ PITCHES IN A GAME	Alec Marsh, 6/25/2023 @ Rochester (97)
THREW 90+ PITCHES IN A GAME	Jonathan Bowlan, 7/2/2023 vs. Iowa, G1 (94)
THREW A QUALITY START	Max Castillo, 6/30/2023 vs. Iowa
WON HIS OMAHA DEBUT	Jonathan Bowlan, 6/22/2023 @ Rochester
THREW A AN IMMACULATE INNING	Anthony Swarzak, 6/3/2021 vs. Iowa

## AFTER-INNING RECORDS

## LEADING TRAILING TIED

AFTER 1 INNING	15 - 8	10 - 11	15 - 18
AFTER 2 INNINGS	25 - 9	11 - 15	4 - 13
AFTER 3 INNINGS	25 - 10	7 - 19	8 - 8
AFTER 4 INNINGS	29 - 11	7 - 21	4 - 5
AFTER 5 INNINGS	30 - 10	7 - 24	3 - 4
AFTER 6 INNINGS	31 - 9	6 - 27	3 - 1
AFTER 7 INNINGS	32 - 7	5 - 26	2 - 3
AFTER 8 INNINGS	34 - 2	2 - 29	3 - 4

## STORM CHASERS BIG INNINGS

## DATE INNING RUNS

1. June 8 @ Indianapolis	Top 5th	10
2. June 17 vs. Columbus	Bottom 4th	7
May 17 vs. Toledo	Bottom 1st	7
April 2 @ Indianapolis	Top 8th	7
5. July 2 vs. Iowa [G1]	Bottom 3rd	6
June 2 vs. Memphis	Bottom 5th	6
May 18 vs Toledo	Bottom 8th	6
April 8 vs. Toledo	Bottom 3rd	6

## SCORE BY INNINGS

	1	2	3	4	5	6	7	8	9	10	11+	TOTAL
Omaha	55	42	56	49	67	45	44	47	38	1	1	445
Opponents	49	47	42	38	48	73	44	55	36	1	0	433
Difference	6	-5	14	11	19	-28	0	-8	2	0	1	12

## SCORE BY INNINGS V. IOWA

	1	2	3	4	5	6	7	8	9	10	11+	TOTAL
Omaha	5	5	7	5	9	10	3	5	7	0	0	56
Iowa	10	9	10	1	8	9	6	6	3	0	0	62
vs. Iowa Difference	-5	-4	-3	4	1	1	-3	-1	4	0	0	-6

## MULTI-RUN INNINGS

	2	3	4	5	6	7	8	9	10+	TOTAL
Storm Chasers	59	27	16	2	4	3	-	-	1	112
Opponents	57	26	10	5	4	2	1	1	-	106

## RECORD BY RUNS SCORED/ALLOWED

RUNS	0	1	2	3	4	5	6	7	8	9	10	11	12	13+
SCORED	0 - 1	0 - 4	1 - 10	1 - 6	5 - 4	1 - 5	8 - 6	3 - 0	5 - 0	5 - 0	3 - 1	3 - 0	1 - 0	4 - 0
ALLOWED	1 - 0	5 - 0	6 - 0	6 - 1	5 - 6	2 - 3	4 - 6	1 - 3	3 - 5	2 - 6	0 - 2	0 - 0	0 - 2	0 - 3

## RECORD BY MARGIN OF VICTORY/DEFEAT

1 Run	2 Runs	3 Runs	4 Runs	5 Runs	6 Runs	7 Runs	8 Runs	9 Runs	10+ Runs
6 - 10	9 - 4	3 - 6	9 - 4	6 - 3	0 - 4	0 - 3	3 - 0	2 - 0	2 - 3

## 2023 STORM CHASERS MONTH BY MONTH

## HITTING

MONTH	AVG	G	AB	R	H	TB	2B	3B	HR	RBI	BB	IBB	SO	SB	CS	OBP	SLG	OPS	SAC	SF	HBP	GIDP	LOB
MARCH	.300	1	40	8	12	16	2	1	0	8	9	0	12	5	0	.429	.400	.829	0	0	0	0	14
APRIL	.250	24	799	124	200	352	49	2	33	118	99	0	204	38	8	.337	.441	.778	1	11	11	24	156
MAY	.269	26	885	148	238	386	53	7	27	131	120	0	218	58	13	.366	.436	.802	1	6	19	28	198
JUNE	.281	24	804	152	226	362	55	3	25	142	125	2	216	45	7	.380	.450	.830	7	15	13	20	184
JULY	.386	2	57	13	22	38	7	0	3	12	3	0	14	1	1	.426	.667	1.093	0	0	1	2	9
AUGUST																							
SEPTEMBER																							
TOTAL	.270	77	2585	445	698	1154	166	13	88	411	356	2	664	147	29	.364	.446	.810	9	32	44	74	561

## PITCHING

MONTH	W	L	ERA	G	GS	CG	SHO	GF	HLD	SV	SVO	IP	H	R	ER	HR	HB	BB	SO	WP	BK	WHIP	AVG
MARCH	1	0	6.00	1	1	0	0	1	0	1	1	9.0	11	6	6	1	1	2	7	0	1	1.44	.297
APRIL	9	15	5.65	24	24	0	0	24	11	3	7	212.0	238	149	133	30	17	104	198	16	2	1.61	.284
MAY	12	14	5.61	26	26	0	1	26	17	6	12	229.1	247	162	143	46	15	126	235	13	1	1.63	.278
JUNE	17	7	4.35	24	24	0	0	24	17	6	11	215.1	187	109	104	26	7	127	219	13	1	1.46	.232
JULY	1	1	4.50	2	2	0	0	2	0	0	0	14.0	14	7	7	2	0	7	16	0	0	1.50	.264
AUGUST																							
SEPTEMBER																							
TOTAL	40	37	5.20	77	77	0	1	77	45	16	31	679.2	697	433	393	105	40	366	675	42	5	1.56	.266

## 2023 WALK-OFF TRACKER (1 FOR, 6 AGAINST)

GAME #	DATE	OPPONENT	FINAL (INN.)	PLAYER	WINNING RUN	PITCHER	HOW	OUTS	COUNT
23	April 28	@ Nashville	L, 4-3 (9)	Brian Navarreto	Skye Bolt	Josh Dye	Throwing error by 3B Maikel Garcia	2	1-0
24	April 29	@ Nashville	L, 6-5 (10)	Keston Hiura	Eddy Alvarez	Evan Sisk	Infield single to SS Angelo Castellano	1	2-1
33	May 10	@ Scranton/WB	L, 4-3 (9)	Michael Hermosillo	Dylan Coleman	Dylan Coleman	Solo home run to LF	0	2-1
36	May 13	@ Scranton/WB	L, 8-6 (9)	Ben Rortvedt	Estevan Florial	Brooks Kriske	3-run home run to RCF	1	2-2
45	May 24	@ St. Paul	L, 6-5 (9)	Jose Miranda	Andrew Stevenson	Brooks Kriske	RBI single to LF	0	1-1
53	June 2	vs. Memphis	W, 10-9 (10)	Dairon Blanco	Brewer Hicklen	Jake Walsh	Sacrifice fly to RF	1	2-2
71	June 24	@ Rochester	L, 3-2 (9)	Richie Martin	Richie Martin	Christian Chamberlain	Wild Pitch	1	1-0

Bold Indicates Omaha Walk-Off Win

## 2023 STORM CHASERS EJECTIONS (5)

DATE	INNING	WHO (POSITION) / # IN 2023	WHY	UMPIRE (POSITION)
1. April 21 vs. Gwinnett	▼ 6	Mike Jirschele (Manager) / 1st	Balls/Strikes	Takahito Matsuda (Home Plate)
2. April 21 vs. Gwinnett	▲ 7	Dane Johnson (Pitching Coach) / 1st	Balk	Takahito Matsuda (Home Plate)
3. April 21 vs. Gwinnett	▼ 8	CJ Alexander (Designated Hitter) / 1st	Balls/Strikes	Takahito Matsuda (Home Plate)
4. May 11 @ Scranton/WB	▼ 9	Mike Jirschele (Manager) / 2nd	Hit By Pitch	Robert Nunez (Home Plate)
5. June 20 @ Rochester	▼ 6	Mike Jirschele (Manager) / 3rd	Fair/Foul on Home Run	Steven Jaschinski (Home Plate)

# HOME RUN BREAKDOWN

PLAYER	2023 TOTAL	HOME ROAD		RHP LHP	OUTS			RUNNERS ON				TIED GAME	GO AHEAD	DIRECTION					BESTS		LAST HOME RUN					
					0	1	2	0	1	2	3			LF	LCF	CF	RCF	RF	FT	MPH	DATE	OPPONENT	PITCHER	KIND	INN	PA SINCE
CJ Alexander	10	4	6	10 -	6	2	2	7	2	1	-	2	3	1	-	2	4	3	422	109.9	6/8	@ Indianapolis	E. Villalobos	2-Run	▲ 7	6
Nick Loftin	9	4	5	5 4	5	2	2	5	1	3	-	2	2	6	1	2	-	-	433	105.6	5/30	vs. Memphis	J. Woodford	2-Run	▼ 1	3
14 Logan Porter	7	5	2	3 4	5	2	-	6	1	-	-	-	-	6	-	-	1	-	417	106.6	5/17	vs. Toledo	Z. Logue	2-Run	▼ 1	148
17 Angelo Castellano	6	6	-	5 1	1	2	3	2	4	-	-	1	2	5	1	-	-	-	401	102.8	7/2	vs. Iowa	R. Wick	Solo	▼ 5	2
Samad Taylor	6	3	3	2 4	3	1	2	3	2	1	-	-	2	1	1	2	2	-	422	104.5	6/14	vs. Columbus	G. Williams	Solo	▼ 7	7
28 Tyler Gentry	6	3	3	3 3	2	-	4	1	3	2	-	-	3	3	2	1	-	-	471	106.5	6/14	vs. Columbus	C. Simpson	2-Run	▼ 1	52
24 Nate Eaton	5	4	1	4 1	2	1	2	5	-	-	-	-	3	3	-	2	-	-	422	103.8	7/2	vs. Iowa	N. Neidert	Solo	▼ 4	1
18 Brewer Hicklen	5	3	2	3 2	3	1	1	2	2	1	-	-	2	2	1	1	1	-	443	109.5	6/13	vs. Columbus	M. Kelly	2-Run	▼ 8	59
Freddy Fermin	5	2	3	3 2	1	2	2	1	2	1	1	-	-	2	-	2	1	-	428	105.9	4/30	@ Nashville	R. Gasser	Solo	▲ 5	2
Johan Camargo	4	2	2	4 -	2	1	1	3	1	-	-	-	3	1	-	1	2	-	426	107.6	6/14	vs. Columbus	G. Williams	Solo	▼ 4	2
Jakson Reetz	4	3	1	1 3	1	2	1	2	1	-	1	-	2	4	-	-	-	-	426	104.4	5/21	vs. Toledo	B. Bristo	Solo	▼ 7	36
3 Tucker Bradley	3	2	1	3 -	1	-	2	-	3	-	-	-	1	-	1	-	1	1	392	100.5	7/2	vs. Iowa	C. Clarke	2-Run	▼ 5	5
7 John Rave	3	2	1	- 3	-	-	3	2	-	1	-	-	1	1	1	-	1	-	406	101.9	6/29	vs. Iowa	B. Little	Solo	▼ 7	12
Dairon Blanco	3	-	3	3 -	1	1	1	3	-	-	-	-	1	1	1	1	-	-	455	105.2	5/23	@ St. Paul	S.WoodsRichardson	Solo	▲ 4	75
11 Adeiny Hechavarria	2	1	1	2 -	-	1	1	-	1	-	1	-	1	-	2	-	-	-	411	100.5	6/29	vs. Iowa	R. Thompson	Solo	▼ 2	8
Kyle Isbel	2	1	1	2 -	1	1	-	2	-	-	-	-	2	-	-	1	-	1	406	104.3	6/23	@ Rochester	J. Adon	Solo	▲ 4	11
Drew Waters	2	2	-	2 -	1	1	-	1	1	-	-	-	1	-	1	-	1	-	408	108.7	5/21	vs. Toledo	A. Goudeau	2-Run	▼ 6	12
Nick Pratto	2	2	-	1 1	1	-	1	1	1	-	-	1	1	-	-	1	-	1	399	100.2	4/22	@ Scranton/WB	D. Dodd	2-Run	▼ 1	19
22 Jermaine Palacios	1	1	-	- 1	-	-	1	-	1	-	-	-	1	-	1	-	-	-	409	101.9	6/18	vs. Columbus	J. Cantillo	2-Run	▼ 2	30
6 Clay Dungan	1	-	1	1 -	1	-	-	1	-	-	-	1	-	-	-	-	1	-	388	104.0	5/9	@ Scranton/WB	M. Spence	Solo	▲ 3	119
Franmil Reyes	1	1	-	- 1	-	-	1	-	1	-	-	-	-	-	1	-	-	-	389	100.8	5/7	vs. Louisville	A. Abbott	2-Run	▼ 5	1
Maikel Garcia	1	1	-	1 -	-	1	-	1	-	-	-	-	1	-	-	-	-	1	349	94.3	4/4	vs. Toledo	A. Faedo	Solo	▼ 1	94
	88	52	36	58 30	37	21	30	48	27	10	3	7	32	36	14	16	15	7								

## INNING DISTRIBUTION

1st Inning	2nd Inning	3rd Inning	4th Inning	5th Inning	6th Inning	7th Inning	8th Inning	9th Inning	10th Inning	11th Inning
10	11	13	16	10	8	9	7	4	-	-

## NOTABLE STORM CHASERS HOME RUNS

BACK-TO-BACK HOMERS (1)		2-HOMER GAMES (4)		3-HOMER GAMES (0)		GRAND SLAMS (3)	
PLAYERS	DATE/OPPONENT (INN.)	PLAYER (CAREER NO.)	DATE/OPPONENT	PLAYER (CAREER NO.)	DATE/OPPONENT	PLAYER (CAREER NO.)	DATE/OPPONENT (INN.)
Tyler Gentry & Logan Porter	4/5 vs. Toledo (6th)	Logan Porter (3rd)	4/5 vs. Toledo			Jakson Reetz (1st)	4/1 @ Indianapolis (5th)
		Freddy Fermin (4th)	4/8 vs. Toledo			Freddy Fermin (3rd)	4/8 vs. Toledo (3rd)
		Drew Waters (3rd)	5/21 vs. Toledo			Adeiny Hechavarria (3rd)	6/22 @ Rochester (4th)
		Nate Eaton (3rd)	6/17 vs. Columbus				

LEADOFF HOMERS (2)		INSIDE-THE PARK HOMERS (1)		PINCH-HIT HOMERS (0)		WALK-OFF HOMERS (0)	
PLAYER (CAREER NO.)	DATE/OPPONENT	PLAYER (CAREER NO.)	DATE/OPPONENT (INN.)	PLAYER (CAREER NO.)	DATE/OPPONENT (INN.)	PLAYER	DATE/OPPONENT
Samad Taylor (1st)	6/14 vs. Columbus	John Rave (1)	6/18 vs. Columbus (3rd)				
Nate Eaton (1st)	6/17 vs. Columbus						

HOME RUN SITUATION	# OF	DATE OF LAST	BATTER ('23 HR #)	PITCHER	COUNT	RUNNERS ON	OUTS	INNING	SCORE @ HR	FINAL
GO-AHEAD HOME RUN	32	June 29 vs. Iowa	Angelo Castellano (5)	Riley Thompson	0-0	1	1	▼ 2	3-2	W, 8-3
GAME-TYING HOME RUN	7	May 25 @ St. Paul	Nick Loftin (8)	Cody Laweryson	1-2	2	0	▲ 7	4-4	L, 8-6

## NOTABLE OPPOSING HOME RUNS

BACK-TO-BACK HOMERS (3)		2-HOMER GAMES (2)		3-HOMER GAMES (1)		GRAND SLAMS (3)	
PLAYERS	DATE/OPPONENT (INN.)	PLAYER (CAREER NO.)	DATE/OPPONENT	PLAYER (CAREER NO.)	DATE/OPPONENT	PLAYER	DATE/OPPONENT (INN.)
Encarnacion-Strand & Benson	5/4 vs. Louisville (1st)	Jermaine Palacios (5)	5/17 vs. Toledo	Christian Encarnacion-Strand (1)	5/4 vs. Louisville	Andy Ibañez	April 6 vs. Toledo (3rd)
Jordan Walker & Moisés Gómez	5/31 vs. Memphis (6th)	Moisés Gómez (7)	5/31 vs. Memphis			Andrés Chaparro	May 9 @ Scranton/WB (7th)
Travis Blankenhorn & Matt Adams	6/22 @ Rochester (4th)					Jair Camargo	May 28 @ St. Paul (7th)

LEADOFF HOMERS (5)		INSIDE-THE PARK HOMERS (0)		PINCH-HIT HOMERS (0)		WALK-OFF HOMERS (2)	
PLAYER	DATE/OPPONENT	PLAYER	DATE/OPPONENT (INN.)	PLAYER	DATE/OPPONENT (INN.)	PLAYER	DATE/OPPONENT
Christopher Morel	4/14 @ Iowa					Michael Hermosillo	5/10 @ Scranton/WB
Forrest Wall	4/19 vs. Gwinnett					Ben Rortvedt	5/13 @ Scranton/WB
Michael Siani	5/3 vs. Louisville						
Michael Siani	5/5 vs. Louisville						
Nick Gonzales	6/9 @ Indianapolis						



HR #	PLAYER (SEASON #)	GM # - DATE	OPPONENT	PITCHER	PITCH TYPE	DIRECTION	ON BASE	INNING	OUTS	COUNT	SCORE	FINAL	DISTANCE	EXIT VELO	LAUNCH ANGLE
1.	Logan Porter (1)	2 - April 1	@ Indianapolis	Caleb Smith (L)	4-seam FB	LF	0	▲4	1	2-2	3-0	W, 12-1	417 ft	106.6 mph	32°
2.	<b>Jakson Reetz (1)</b>	<b>2 - April 1</b>	<b>@ Indianapolis</b>	<b>Caleb Smith (L)</b>	<b>Slider</b>	<b>LF</b>	<b>3</b>	<b>▲5</b>	<b>2</b>	<b>2-1</b>	<b>8-0</b>	<b>W, 12-1</b>	<b>408 ft</b>	<b>103.9 mph</b>	<b>25°</b>
3.	Dairon Blanco (1)	3 - April 2	@ Indianapolis	Mike Burrows	4-seam FB	LCF	0	▲5	2	3-2	1-3	W, 8-3	411 ft	105.2 mph	23°
4.	Samad Taylor (1)	3 - April 2	@ Indianapolis	J.C. Flowers	4-seam FB	LF	0	▲8	0	2-1	2-3	W, 8-3	334 ft	104.5 mph	22°
5.	Nick Loftin (1)	3 - April 2	@ Indianapolis	Daniel Zamora (L)	4-seam FB	LF	2	▲8	1	1-2	5-3	W, 8-3	362 ft	97.2 mph	29°
6.	Maikel Garcia (1)	4 - April 4	vs. Toledo	Alex Faedo	4-seam FB	RF	0	▼1	1	2-1	1-0	L, 9-2	349 ft	94.3 mph	35°
7.	Tyler Gentry (1)	5 - April 5	vs. Toledo	Tyler Holton (L)	Cutter	CF	2	▼6	0	2-0	3-1	L, 7-6	417 ft	106.5 mph	27°
8.	Logan Porter (2)	5 - April 5	vs. Toledo	Tyler Holton (L)	Slider	LF	0	▼6	0	3-1	4-1	L, 7-6	346 ft	103.3 mph	37°
9.	Logan Porter (3)	5 - April 5	vs. Toledo	Matt Wisler	4-seam FB	RCF	0	▼8	0	2-2	5-6	L, 7-6	364 ft	94.7 mph	34°
10.	Nick Loftin (2)	6 - April 6	vs. Toledo	Brenan Haniffee	Slider	LCF	0	▼2	0	2-2	1-1	L, 8-5	401 ft	101.8 mph	32°
11.	CJ Alexander (1)	6 - April 6	vs. Toledo	Brenan Haniffee	Sinker	CF	0	▼4	1	2-2	3-6	L, 8-5	409 ft	101.1 mph	35°
12.	Logan Porter (4)	7 - April 7	vs. Toledo	Reese Olson	4-seam FB	LF	0	▼3	0	3-2	5-2	W, 9-4	395 ft	104.3 mph	45°
13.	<b>Freddy Fermin (1)</b>	<b>8 - April 8</b>	<b>vs. Toledo</b>	<b>Will Vest</b>	<b>Slider</b>	<b>CF</b>	<b>3</b>	<b>▼3</b>	<b>2</b>	<b>0-0</b>	<b>6-1</b>	<b>W, 13-8</b>	<b>401 ft</b>	<b>102.1 mph</b>	<b>42°</b>
14.	Angelo Castellano (1)	8 - April 8	vs. Toledo	Will Vest	4-seam FB	LCF	1	▼4	0	2-0	8-1	W, 13-8	401 ft	102.8 mph	33°
15.	Freddy Fermin (2)	8 - April 8	vs. Toledo	Ashton Goudeau	Changeup	CF	1	▼5	0	1-1	10-1	W, 13-8	<b>428 ft</b>	105.9 mph	28°
16.	CJ Alexander (2)	8 - April 8	vs. Toledo	Ashton Goudeau	Changeup	LF	0	▼7	0	1-0	11-8	W, 13-8	351 ft	92.4 mph	43°
17.	Angelo Castellano (2)	9 - April 9	vs. Toledo	Alex Faedo	4-seam FB	LF	0	▼3	1	0-0	1-0	L, 8-2	373 ft	98.0 mph	25°
18.	Samad Taylor (2)	10 - April 11	@ Iowa	Roenis Elias (L)	4-seam FB	CF	2	▲5	2	0-2	3-9	L, 9-6	405 ft	100.9 mph	25°
19.	Freddy Fermin (3)	10 - April 11	@ Iowa	Brandon Hughes (L)	4-seam FB	LF	1	▲6	2	0-1	6-9	L, 9-6	398 ft	100.3 mph	33°
20.	CJ Alexander (3)	11 - April 12	@ Iowa	Riley Thompson	Changeup	RF	0	▲2	0	1-0	2-1	W, 10-6	394 ft	104.3 mph	24°
21.	Tyler Gentry (2)	11 - April 12	@ Iowa	Riley Thompson	Slider	LF	0	▲3	2	1-2	3-1	W, 10-6	393 ft	103.3 mph	26°
22.	Tucker Bradley (1)	11 - April 12	@ Iowa	Rowan Wick	4-seam FB	RCF	1	▲6	2	1-1	7-3	W, 10-6	392 ft	98.2 mph	29°
23.	Nick Loftin (3)	11 - April 12	@ Iowa	Anthony Kay (L)	Slider	CF	0	▲8	0	2-1	8-6	W, 10-6	420 ft	104.3 mph	28°
24.	Nick Loftin (4)	12 - April 13	@ Iowa	Nick Neidert	4-seam FB	LF	0	▲4	2	3-2	1-11	L, 14-1	370 ft	100.4 mph	38°
25.	Nick Pratto (1)	15 - April 19	vs. Gwinnett	Beau Burrows	Slider	CF	0	▼2	0	1-2	1-1	L, 6-2	399 ft	100.2 mph	26°
26.	Logan Porter (5)	15 - April 19	vs. Gwinnett	Beau Burrows	Slider	LF	0	▼4	1	1-2	2-3	L, 6-2	350 ft	94.9 mph	<b>50°</b>
27.	CJ Alexander (4)	17 - April 21	vs. Gwinnett	Allan Winans	Changeup	RF	0	▼2	2	0-0	1-1	L, 7-3	395 ft	96.2 mph	37°
28.	Nick Pratto (2)	18 - April 22	vs. Gwinnett	Dylan Dodd (L)	Changeup	RF	1	▼1	2	3-1	2-0	L, 5-2	350 ft	88.4 mph	39°
29.	Nate Eaton (1)	22 - April 27	@ Nashville	Janson Junk	Sweeper	LF	0	▲2	2	2-2	1-0	W, 2-1	403 ft	103.0 mph	32°
30.	Freddy Fermin (4)	24 - April 29	@ Nashville	Robert Stock	4-seam FB	RCF	2	▲1	1	3-1	4-0	L, 6-5 (10)	381 ft	104.3 mph	23°
31.	Tyler Gentry (3)	25 - April 30	@ Nashville	Robert Gasser (L)	4-seam FB	LF	1	▲3	2	1-0	2-1	W, 10-6	391 ft	100.6 mph	33°
32.	Logan Porter (6)	25 - April 30	@ Nashville	Robert Gasser (L)	Slider	LF	0	▲4	0	2-1	3-1	W, 10-6	389 ft	102.3 mph	29°
33.	Freddy Fermin (5)	25 - April 30	@ Nashville	Robert Gasser (L)	Changeup	LF	0	▲5	1	2-0	5-1	W, 10-6	368 ft	94.8 mph	35°
34.	Nick Loftin (5)	28 - May 4	vs. Louisville	Silvino Bracho	Slider	LF	0	▼7	0	0-0	8-11	L, 12-10	365 ft	101.1 mph	19°
35.	Jakson Reetz (2)	29 - May 5	vs. Louisville	Brandon Williamson (L)	4-seam FB	LF	1	▼2	1	0-0	2-1	W, 6-2	346 ft	100.2 mph	27°
36.	Nick Loftin (6)	29 - May 5	vs. Louisville	Brandon Williamson (L)	Slider	CF	0	▼6	0	0-0	3-1	W, 6-2	395 ft	105.6 mph	24°
37.	Angelo Castellano (3)	30 - May 6	vs. Louisville	Ryan Nutof	Curveball	LF	1	▼7	2	2-2	8-8	W, 11-9	376 ft	95.2 mph	29°
38.	Jakson Reetz (3)	31 - May 7	vs. Louisville	Andrew Abbott (L)	Changeup	LF	0	▼4	1	2-0	1-0	L, 4-3	426 ft	104.4 mph	32°
39.	Franmil Reyes (1)	31 - May 7	vs. Louisville	Andrew Abbott (L)	Curveball	LCF	1	▼5	2	3-2	3-0	L, 4-3	389 ft	100.8 mph	29°
40.	Clay Dungan (1)	32 - May 9	@ Scranton/WB	Mitch Spence	4-seam FB	RCF	0	▲3	0	1-0	2-2	L, 14-2	388 ft	104.0 mph	28°
41.	Dairon Blanco (2)	33 - May 10	@ Scranton/WB	Luis Severino	Changeup	LF	0	▲3	0	0-1	1-1	L, 4-3	377 ft	99.6 mph	24°
42.	CJ Alexander (5)	34 - May 11	@ Scranton/WB	Colten Brewer	Slider	CF	0	▲9	0	1-1	3-1	W, 4-3 (11)	422 ft	106.4 mph	23°
43.	CJ Alexander (6)	36 - May 13	@ Scranton/WB	Greg Weissert	Sweeper	RF	0	▲6	1	0-0	4-3	L, 8-6	377 ft	102.7 mph	39°
44.	CJ Alexander (7)	37 - May 14	@ Scranton/WB	Mitch Spence	4-seam FB	RCF	0	▲2	0	3-2	1-1	W, 6-3	416 ft	<b>109.9 mph</b>	24°
45.	Brewer Hicklen (1)	37 - May 14	@ Scranton/WB	D.J. Snelten (L)	Changeup	LF	0	▲9	0	2-1	4-3	W, 6-3	344 ft	109.5 mph	25°
46.	Samad Taylor (3)	37 - May 14	@ Scranton/WB	D.J. Snelten (L)	4-seam FB	RCF	1	▲9	2	3-1	6-3	W, 6-3	346 ft	95.2 mph	29°
47.	Samad Taylor (4)	39 - May 17	vs. Toledo	Zach Logue (L)	4-seam FB	RCF	1	▼1	0	0-1	2-1	W, 16-8	372 ft	100.0 mph	30°
48.	Logan Porter (7)	39 - May 17	vs. Toledo	Zach Logue (L)	4-seam FB	LF	1	▼1	0	0-0	4-1	W, 16-8	401 ft	102.3 mph	38°
49.	Angelo Castellano (4)	39 - May 17	vs. Toledo	Miguel Del Pozo (L)	4-seam FB	LF	1	▼5	2	1-0	10-5	W, 16-8	385 ft	99.2 mph	26°
50.	Brewer Hicklen (2)	40 - May 18	vs. Toledo	Miguel Diaz	Sinker	LCF	2	▼8	0	2-0	9-0	W, 9-0	443 ft	108.4 mph	32°
51.	Drew Waters (1)	43 - May 21	vs. Toledo	Ashton Goudeau	4-seam FB	RCF	0	▼3	0	1-1	1-2	W, 8-4	408 ft	108.7 mph	29°
52.	Drew Waters (2)	43 - May 21	vs. Toledo	Ashton Goudeau	Changeup	LCF	1	▼4	1	2-0	4-3	W, 8-4	366 ft	99.5 mph	32°
53.	Tucker Bradley (2)	43 - May 21	vs. Toledo	Seth Elledge	Sinker	LCF	1	▼6	0	1-1	6-4	W, 8-4	388 ft	100.5 mph	28°
54.	Jakson Reetz (4)	43 - May 21	vs. Toledo	Braden Bristo	Sweeper	LF	0	▼7	0	2-1	8-4	W, 8-4	412 ft	104.1 mph	36°
55.	Dairon Blanco (3)	44 - May 23	@ St. Paul	Simeon Woods Richardson	4-seam FB	CF	0	▲4	1	1-1	4-0	W, 6-1	455 ft	104.5 mph	28°
56.	Nick Loftin (7)	45 - May 24	@ St. Paul	Brent Headrick (L)	Changeup	LF	2	▲3	1	2-2	3-5	L, 6-5	433 ft	103.7 mph	24°
57.	Nick Loftin (8)	46 - May 25	@ St. Paul	Cody Lawersyson	Sweeper	LF	2	▲7	0	1-2	4-4	L, 8-6	357 ft	97.3 mph	22°
58.	Johan Camargo (1)	48 - May 27	@ St. Paul	Randy Dobnak	Changeup	CF	0	▲5	0	1-2	1-3	L, 14-1	426 ft	102.2 mph	26°
59.	Nick Loftin (9)	50 - May 30	vs. Memphis	Jake Woodford	Curveball	LF	1	▼1	2	0-0	2-1	W, 7-6	370 ft	91.0 mph	29°
60.	Tyler Gentry (4)	50 - May 30	vs. Memphis	Connor Thomas (L)	Slider	LCF	1	▼3	0	2-1	4-1	W, 7-6	<b>471 ft</b>	103.6 mph	27°
61.	Johan Camargo (2)	52 - June 1	vs. Memphis	Dakota Hudson	Slider	RCF	1	▼4	2	0-2	2-1	L, 12-6	393 ft	98.2 mph	31°
62.	Brewer Hicklen (3)	52 - June 1	vs. Memphis	Ryan Louts	Sinker	CF	0	▼7	0	1-0	4-10	L, 12-6	425 ft	105.8 mph	33°
63.	CJ Alexander (8)	52 - June 1	vs. Memphis	Ryan Louts	Cutter	RCF	1	▼8	0	2-2	5-12	L, 12-6	400 ft	102.8 mph	30°
64.	Nate Eaton (2)	53 - June 2	vs. Memphis	Tommy Parsons	4-seam FB	LF	0	▼1	1	0-0	1-0	W, 10-9 (10)	330 ft	103.3 mph	46°
65.	Johan Camargo (3)	56 - June 6	@ Indianapolis	Yerry De Los Santos	Sinker	RCF	0	▲9	0	3-1	3-2	W, 4-2	399 ft	107.6 mph	22°
66.	CJ Alexander (9)	57 - June 7	@ Indianapolis	Quinn Priester	Curveball	RCF	2	▲2	0	1-2	3-2	W, 9-7	404 ft	101.3 mph	34°
67.	CJ Alexander (10)	58 - June 8	@ Indianapolis	Eli Villalobos	4-seam FB	RCF	1	▲7	2	2-1	14-7	W, 15-7	408 ft	108.5 mph	35°
68.	Brewer Hicklen (4)	59 - June 9	@ Indianapolis	Kent Emanuel (L)	Sinker	RCF	1	▲4	1	1-1	5-1	W, 6-2	410 ft	106.9 mph	26°
69.	Tyler Gentry (5)	60 - June 10	@ Indianapolis	Hunter Stratton	Slider	LF	2	▲5	2	0-2	3-2	W, 9-5	431 ft	106.0 mph	28°
70.	Samad Taylor (5)	61 - June 13	vs. Columbus	Joey Cantillo (L)	4-seam FB	LCF	0	▼6	1	1-1	1-2	W, 6-5	395 ft	102.4 mph	27°
71.	Brewer Hicklen (5)	61 - June 13	vs. Columbus	Michael Kelly	Slider	LF	1	▼8	2	2-1	6-5	W, 6-5	422 ft	108.1 mph	28°
72.	Samad Taylor (6)	62 - June 14	vs. Columbus	Gavin Williams	4-seam FB	CF	0	▼1	0	2-1	1-0	W, 6-1	422 ft	104.5 mph	27°
73.	Johan Camargo (4)	62 - June 14	vs. Columbus	Gavin Williams	4-seam FB	LF	0	▼4	1	0-2	2-1	W, 6-1	324 ft	90.8 mph	34°
74.	Tyler Gentry (6)	62 - June 14	vs. Columbus	Caleb Simpson	4-seam FB	LCF	1	▼7	2	0-1	6-1	W, 6-1	388 ft	101.2 mph	24°
75.	Kyle Isbel (1)	64 - June 16	vs. Columbus	Thomas Ponticelli	Sweeper	CF	0	▼1	1	1-0	1-1	W, 4-1	406 ft	104.3 mph	23°
76.	Nate Eaton (3)	65 - June 17	vs. Columbus	Jhon Romero	4-seam FB	CF	0	▼1	0	0-0	1-0	W, 13-4	412 ft	103.0 mph	33°
77.	Nate Eaton (4)	65 - June 17	vs. Columbus	Caleb Baragar (L)	4-seam FB	LF	0	▼3	0	2-2	2-0	W, 13-4	410 ft	103.8 mph	37°
78.	Jermaine Palacios (1)	66 - June 18	vs. Columbus	Joey Cantillo (L)	Changeup	LCF	1	▼2	2	1-1	2-0	W, 6-4	409 ft	101.9 mph	29°
79.	John Rave (1)	66 - June 18	vs. Columbus	Joey Cantillo (L)	4-seam FB	LCF	2	▼3	2	1-2	6-1	W, 6-4	ITP	96.5 mph	26°
80.	<b>Adeiny Hechavarria (1)</b>	<b>69 - June 22</b>	<b>@ Rochester</b>	<b>Tommy Romero</b>	<b>4-seam FB</b>	<b>LCF</b>	<b>3</b>	<b>▲4</b>	<b>2</b>	<b>3-0</b>	<b>4-2</b>	<b>W, 8-4</b>	<b>411 ft</b>	<b>100.5 mph</b>	<b>29°</b>
81.	Kyle Isbel (2)	70 - June 23	@ Rochester	Joan Adon	4-seam FB	RF	0	▲4	0	3-2	1-0	W, 4-2	375 ft	102.8 mph	32°
82.	John Rave (2)	71 - June 24	@ Rochester	Anthony Banda (L)	Slider	RCF	0	▲4	2	1-1	1-0	L, 3-2	406 ft	101.9 mph	24°

[illegible]

## ABS CHALLENGES BY PLAYER

HITTERS – 47% (14-FOR-30)	TOTAL CHALLENGES	SUCCESSFUL CHALLENGES	SUCCESS RATE (%)
CJ Alexander	1	0	0%
Dairon Blanco	2	1	50%
Tucker Bradley	1	0	0%
José Briceño	1	0	0%
Angelo Castellano	2	1	50%
Clay Dungan	2	2	100%
Nate Eaton	1	1	100%
Maikel García	1	0	0%
Tyler Gentry	1	0	0%
Adeiny Hechavarría	1	1	100%
Brewer Hicklen	4	2	50%
Jermaine Palacios	1	0	0%
Logan Porter	5	3	60%
John Rave	1	1	100%
Jakson Reetz	3	1	33%
Samad Taylor	2	0	0%
Drew Waters	1	1	100%

CATCHERS – 36% (17-FOR-47)	TOTAL CHALLENGES	SUCCESSFUL CHALLENGES	SUCCESS RATE (%)
José Briceño	8	2	25%
Logan Porter	7	2	29%
Jakson Reetz	32	13	41%

PITCHERS – 14% (1-FOR-7)	TOTAL CHALLENGES	SUCCESSFUL CHALLENGES	SUCCESS RATE (%)
Jonah Dipoto	2	1	50%
Jonathan Heasley	1	0	0%
Jackson Kowar	1	0	0%
James McArthur	1	0	0%
Daniel Mengden	1	0	0%
Nick Wittgren	1	0	0%

## ABS CHALLENGES BY GAME

DATE	TOTAL	SUCCESSFUL	SUCCESS RATE (%)	DATE	TOTAL	SUCCESSFUL	SUCCESS RATE (%)
April 28	2	0	0%	July 21			
May 5	2	0	0%	July 22			
May 6	0	0	-	July 23			
May 7	4	1	25%	July 28			
May 12	4	2	50%	July 29			
May 13	2	0	0%	July 30			
May 14	4	1	25%	August 4			
May 19	1	0	0%	August 5			
May 20	6	3	50%	August 6			
May 21	9	7	78%	August 11			
May 26	5	2	40%	August 12			
May 27	3	1	33%	August 13			
May 28	4	1	25%	August 18			
June 2	2	0	0%	August 19			
June 3	3	0	0%	August 20			
June 4	3	1	33%	August 25			
June 9	4	3	75%	August 26			
June 10	4	1	25%	August 27			
June 16	1	0	0%	September 1			
June 17	4	2	50%	September 2			
June 18	3	1	33%	September 3			
June 23	3	2	67%	September 8			
June 24	4	1	25%	September 9			
June 25	1	1	25%	September 10			
July 2 [G1]	5	2	40%	September 15			
July 2 [G2]	1	0	0%	September 16			
July 3				September 17			
July 7				September 22			
July 8				September 23			
July 9				September 24			
July 14							
July 15							
July 16							

## ABS CHALLENGES BY COUNT

COUNT	TOTAL CHALLENGES	SUCCESSFUL CHALLENGES	SUCCESS RATE (%)
0-0 Count	17	4	24%
0-1 Count	8	4	50%
0-2 Count	2	2	100%
1-0 Count	15	8	53%
1-1 Count	10	4	40%
1-2 Count	6	2	33%
2-0 Count	1	0	0%
2-1 Count	3	1	33%
2-2 Count	9	2	22%
3-0 Count	1	1	100%
3-1 Count	2	2	100%
3-2 Count	10	2	20%

## ABS CHALLENGES BY INNING

INNING	CHALLENGES	SUCCESSFUL CHALLENGES	SUCCESS RATE (%)
1st Inning	2	0	0%
2nd Inning	6	2	33%
3rd Inning	9	3	33%
4th Inning	8	2	25%
5th Inning	10	5	50%
6th Inning	19	11	58%
7th Inning	11	5	45%
8th Inning	9	2	22%
9th Inning	10	2	20%
Extras	0	-	-

## ABS CHALLENGES BY UMPIRE

UMPIRE	CHALLENGES	OVERTURNED CALLS	OVERTURNED RATE (%)
John Bacon	1	0	0%
Mark Bass	3	1	33%
Jhonatan Biarreta	6	3	50%
Sam Burch	4	1	25%
Cody Clark	3	0	0%
Paul Clemons	4	0	0%
Darius Ghani	3	1	33%
Luis Hernandez	4	2	50%
Steven Jaschinski	3	2	67%
Tyler Jones	2	0	0%
Dexter Kelley	1	0	0%
Louie Krupa	1	0	0%
Chris Marco	4	1	25%
Jose Matamoros	3	1	33%
Raul Moreno	2	0	0%
Robert Nunez	4	1	25%
Mike Rains	4	1	25%
Randy Rosenberg	9	3	33%
Derek Thomas	5	2	40%
Kelvis Velez	9	7	78%
Tom West	1	1	100%
Lew Williams III	4	3	75%
Dillon Wilson	4	2	50%



## ABS CHALLENGE TRACKER (32-FOR-84 / 38.1%)

#	GM # - DATE	OPPONENT	PLAYER CHALLENGING	POSITION	INNING	CALL (COUNT)	OVERTURNED?	PLAY RESULT (COUNT)	OPPONENT	UMPIRE
1.	23 - April 28	@ Nashville	Logan Porter	Catcher	▼ 6	Ball (0-0)	No	Lineout, L9 (1-1)	Thomas Pannone (P)	Paul Clemens
2.	23 - April 28	@ Nashville	Maikel Garcia	Batter	▲ 8	Strike (1-0)	No	Groundout, 5-4 (1-1)	Thomas Pannone (P)	Paul Clemens
3.	29 - May 5	vs. Louisville	Jakson Reetz	Catcher	▲ 8	Ball (0-0)	No	Walk (3-0)	Chuckie Robinson (C)	Tyler Jones
4.	29 - May 5	vs. Louisville	Jakson Reetz	Catcher	▲ 9	Ball (1-0)	No	Strikeout Looking (2-2)	T.J. Hopkins (LF)	Tyler Jones
5.	31 - May 7	vs. Louisville	Dairon Blanco	Batter	▼ 2	Strike (3-2)	No	Strikeout Looking (3-2)	Andrew Abbott (P)	Randy Rosenberg
6.	31 - May 7	vs. Louisville	Brewer Hicklen	Batter	▼ 3	Strike (3-2)	YES	Walk (3-2)	Andrew Abbott (P)	Randy Rosenberg
7.	31 - May 7	vs. Louisville	Jakson Reetz	Catcher	▲ 4	Ball (3-2)	No	Walk (3-2)	Nick Martin (RF)	Randy Rosenberg
8.	31 - May 7	vs. Louisville	Logan Porter	Batter	▼ 5	Strike (3-2)	No	Strikeout Looking (3-2)	Andrew Abbott (P)	Randy Rosenberg
9.	35 - May 12	@ Scranton/WB	Jakson Reetz	Catcher	▼ 5	Ball (0-0)	YES	Lineout, L9 (0-2)	Carlos Narvaez (C)	Dillon Wilson
10.	35 - May 12	@ Scranton/WB	Jakson Reetz	Catcher	▼ 7	Ball (2-1)	YES	Strikeout Looking (2-2)	Jamie Westbrook (2B)	Dillon Wilson
11.	35 - May 12	@ Scranton/WB	Jakson Reetz	Batter	▲ 8	Strike (1-1)	No	Strikeout Swinging (1-2)	Matt Bowman (P)	Dillon Wilson
12.	35 - May 12	@ Scranton/WB	Nick Wittgren	Pitcher	▼ 9	Ball (2-1)	No	Walk (3-2)	Jesus Bastardo (SS)	Dillon Wilson
13.	36 - May 13	@ Scranton/WB	Jakson Kowar	Pitcher	▼ 9	Ball (3-2)	No	Walk (3-2)	Billy McKinney (CF)	Raul Moreno
14.	36 - May 13	@ Scranton/WB	Logan Porter	Catcher	▼ 9	Ball (0-0)	No	Home Run (2-2)	Ben Rortvedt (C)	Raul Moreno
15.	37 - May 14	@ Scranton/WB	Jakson Reetz	Catcher	▼ 3	Ball (3-2)	No	Walk (3-2)	Andres Chaparro (3B)	Robert Nunez
16.	37 - May 14	@ Scranton/WB	Jakson Reetz	Catcher	▼ 5	Ball (3-2)	No	Walk (3-2)	Elijah Dunham (LF)	Robert Nunez
17.	37 - May 14	@ Scranton/WB	Jakson Reetz	Catcher	▼ 7	Ball (2-2)	YES	Strikeout Looking (2-2)	Franchy Cordero (RF)	Robert Nunez
18.	37 - May 14	@ Scranton/WB	Jakson Reetz	Catcher	▼ 8	Ball (1-1)	No	Single (2-1)	Estevan Florial (CF)	Robert Nunez
19.	41 - May 19	vs. Toledo	Daniel Mendon	Pitcher	▼ 9	Ball (1-0)	No	Flyout, F8 (2-0)	Corey Joyce (SS)	John Bacon
20.	42 - May 20	vs. Toledo	Jakson Reetz	Catcher	▲ 2	Ball (2-2)	YES	Strikeout Looking (2-2)	Donny Sands (C)	Jhonatan Biarreta
21.	42 - May 20	vs. Toledo	Jakson Reetz	Catcher	▲ 3	Ball (1-1)	YES	Groundout, 5-3 (1-2)	Justin-Henry Malloy (3B)	Jhonatan Biarreta
22.	42 - May 20	vs. Toledo	Jakson Reetz	Batter	▼ 3	Strike (2-2)	No	Strikeout Looking (2-2)	Reese Olson (P)	Jhonatan Biarreta
23.	42 - May 20	vs. Toledo	Jakson Reetz	Catcher	▲ 6	Ball (2-0)	No	RBI Walk (3-2)	Justin-Henry Malloy (3B)	Jhonatan Biarreta
24.	42 - May 20	vs. Toledo	Jakson Reetz	Catcher	▲ 6	Ball (3-0)	YES	RBI Walk (3-2)	Justin-Henry Malloy (3B)	Jhonatan Biarreta
25.	42 - May 20	vs. Toledo	Jakson Reetz	Catcher	▲ 6	Ball (0-0)	YES	Single (3-1)	Andre Ugicua (LF)	Jhonatan Biarreta
26.	43 - May 21	vs. Toledo	Jakson Reetz	Catcher	▲ 2	Ball (0-1)	YES	Walk (3-2)	Donny Sands (C)	Kelvis Velez
27.	43 - May 21	vs. Toledo	Angelo Castellano	Batter	▼ 4	Strike (0-1)	YES	Flyout, F8 (2-2)	Ashton Goudeau (P)	Kelvis Velez
28.	43 - May 21	vs. Toledo	Jakson Reetz	Catcher	▲ 5	Ball (0-1)	No	Hit By Pitch (2-2)	Donny Sands (C)	Kelvis Velez
29.	43 - May 21	vs. Toledo	Brewer Hicklen	Batter	▼ 5	Strike (1-0)	YES	Lineout, L7 (2-1)	Seth Elledge (P)	Kelvis Velez
30.	43 - May 21	vs. Toledo	Jakson Reetz	Catcher	▲ 6	Ball (1-1)	No	Lineout, L6 (2-2)	Justin-Henry Malloy (DHI)	Kelvis Velez
31.	43 - May 21	vs. Toledo	Dairon Blanco	Batter	▼ 6	Strike (3-2)	YES	Walk (3-2)	Seth Elledge (P)	Kelvis Velez
32.	43 - May 21	vs. Toledo	Drew Waters	Batter	▼ 6	Strike (0-2)	YES	Double (1-2)	Seth Elledge (P)	Kelvis Velez
33.	43 - May 21	vs. Toledo	Logan Porter	Batter	▼ 6	Strike (1-1)	YES	Walk (3-2)	Braden Bristo (P)	Kelvis Velez
34.	43 - May 21	vs. Toledo	Jakson Reetz	Catcher	▲ 9	Ball (1-0)	YES	Double Play, 5-4-3 (2-2)	Donny Sands (C)	Kelvis Velez
35.	47 - May 26	@ St. Paul	Jakson Reetz	Catcher	▼ 4	Ball (0-1)	No	Lineout, L5 (1-1)	Chris Williams (DH)	Derek Thomas
36.	47 - May 26	@ St. Paul	Jakson Reetz	Catcher	▼ 6	Ball (3-1)	YES	Strikeout Swinging (3-2)	Chris Williams (DH)	Derek Thomas
37.	47 - May 26	@ St. Paul	Jakson Reetz	Catcher	▼ 6	Ball (0-0)	YES	Groundout, 1-3 (0-1)	Andrew Bechtold (3B)	Derek Thomas
38.	47 - May 26	@ St. Paul	Jakson Reetz	Catcher	▼ 8	Ball (2-2)	No	Walk (3-2)	Hernan Perez (LF)	Derek Thomas
39.	47 - May 26	@ St. Paul	Jakson Reetz	Catcher	▼ 9	Ball (0-0)	No	Double (2-0)	Andrew Stevenson (CF)	Derek Thomas
40.	48 - May 27	@ St. Paul	Logan Porter	Catcher	▼ 4	Ball (1-2)	No	Flyout, F6 (2-2)	Andrew Stevenson (CF)	Darius Ghanl
41.	48 - May 27	@ St. Paul	Jonah Dipoto	Pitcher	▼ 5	Ball (1-0)	YES	Strikeout Swinging (2-2)	Andrew Bechtold (2B)	Darius Ghanl
42.	48 - May 27	@ St. Paul	Jonah Dipoto	Catcher	▼ 8	Ball (0-0)	No	Fielder's Choice, 6-4 (1-1)	Andrew Stevenson (CF)	Darius Ghanl
43.	49 - May 28	@ St. Paul	Jakson Reetz	Catcher	▼ 3	Ball (2-2)	No	Single (2-2)	Jair Camargo (DH)	Mike Rains
44.	49 - May 28	@ St. Paul	Jakson Reetz	Catcher	▼ 5	Ball (0-1)	YES	Strikeout Swinging (0-2)	Alex De Gotti (2B)	Mike Rains
45.	49 - May 28	@ St. Paul	Tyler Gentry	Batter	▲ 7	Strike (1-2)	No	Strikeout Looking (1-2)	Josh Winder (P)	Mike Rains
46.	49 - May 28	@ St. Paul	Jakson Reetz	Catcher	▼ 7	Ball (1-1)	No	Walk (3-2)	Ryan LaMarre (RF)	Mike Rains
47.	53 - June 2	vs. Memphis	Tucker Bradley	Batter	▼ 5	Strike (1-2)	No	Walk (3-2)	Andrew Suarez (P)	Paul Clemens
48.	53 - June 2	vs. Memphis	Brewer Hicklen	Batter	▼ 9	Strike (1-1)	No	Strikeout Swinging (1-2)	Jake Walsh (P)	Paul Clemens
49.	54 - June 3	vs. Memphis	Jakson Reetz	Catcher	▼ 1	Ball (1-0)	No	Single (2-0)	Jaylon Motter (1B)	Cody Clark
50.	54 - June 3	vs. Memphis	Samad Taylor	Catcher	▼ 6	Strike (0-1)	No	Strikeout Swinging (0-2)	Zack Thompson (P)	Cody Clark
51.	54 - June 3	vs. Memphis	Jakson Reetz	Catcher	▲ 7	Ball (2-2)	No	Strikeout Looking (3-2)	Aaron Antonini (DHI)	Cody Clark
52.	55 - June 4	vs. Memphis	Cl Alexander	Batter	▲ 9	Strike (0-0)	No	Double Play, 6-4-3 (2-2)	Grant Black (P)	Mark Bass
53.	55 - June 4	vs. Memphis	Logan Porter	Catcher	▲ 6	Ball (0-0)	YES	Groundout, 6-3 (2-2)	Juniel Querecuto (CF)	Mark Bass
54.	55 - June 4	vs. Memphis	Jonah Dipoto	Pitcher	▲ 9	Ball (2-2)	No	RBI Walk (3-2)	Enol Robinson (3B)	Mark Bass
55.	59 - June 9	@ Indianapolis	Logan Porter	Batter	▲ 3	Strike (0-0)	YES	Flyout, F9 (2-1)	Kent Emanuel (P)	Lew Williams III
56.	59 - June 9	@ Indianapolis	Jakson Reetz	Catcher	▲ 3	Ball (0-1)	YES	Strikeout Swinging (0-2)	Nick Gonzales (2B)	Lew Williams III
57.	59 - June 9	@ Indianapolis	Jakson Reetz	Catcher	▼ 9	Ball (0-0)	YES	Strikeout Swinging (0-2)	Ryan Villade (CF)	Lew Williams III
58.	59 - June 9	@ Indianapolis	Jakson Reetz	Catcher	▼ 9	Ball (0-0)	No	Fielder's Choice, 5-4 (1-0)	Henry Davis (RF)	Lew Williams III
59.	60 - June 10	@ Indianapolis	Samad Taylor	Batter	▲ 3	Strike (2-1)	No	Walk (3-2)	Ryan Burch (P)	Sam Burch
60.	60 - June 10	@ Indianapolis	Brewer Hicklen	Batter	▲ 4	Strike (1-1)	No	Strikeout Swinging (1-2)	Ryan Burch (P)	Sam Burch
61.	60 - June 10	@ Indianapolis	Jakson Reetz	Batter	▲ 7	Strike (0-2)	YES	Groundout, 6-3 (2-2)	Tyler Chatwood (P)	Sam Burch
62.	60 - June 10	@ Indianapolis	Jakson Reetz	Catcher	▼ 7	Ball (3-2)	No	Walk (3-2)	Chris Owings (SS)	Sam Burch
63.	64 - June 16	vs. Columbus	Jose Briceño	Catcher	▼ 6	Ball (2-2)	No	Double Play, 4-6-3 (3-2)	Zack Kelley	Dexter Kelley
64.	65 - June 17	vs. Columbus	Adeiny Hechavarria	Batter	▼ 4	Strike (3-1)	YES	Walk (3-1)	Luis Oviedo (P)	Luis Hernandez
65.	65 - June 17	vs. Columbus	Logan Porter	Catcher	▲ 6	Ball (1-0)	No	Home Run (2-1)	Oscar Gonzalez (LF)	Luis Hernandez
66.	65 - June 17	vs. Columbus	Jose Briceño	Batter	▼ 6	Strike (1-2)	No	Strikeout Looking (1-2)	Michael Kelly (P)	Luis Hernandez
67.	65 - June 17	vs. Columbus	Logan Porter	Catcher	▲ 7	Ball (1-1)	YES	Single (1-2)	George Valera (RF)	Luis Hernandez
68.	66 - June 18	vs. Columbus	James McArthur	Pitcher	▲ 4	Ball (0-1)	No	Single (3-2)	Oscar Gonzalez (LF)	Jose Matamoros
69.	66 - June 18	vs. Columbus	Jose Briceño	Catcher	▲ 4	Ball (1-0)	No	Walk (3-0)	George Valera (RF)	Jose Matamoros
70.	66 - June 18	vs. Columbus	Jose Briceño	Catcher	▲ 8	Ball (1-0)	YES	Groundout, 4-3 (2-2)	Jhonkensy Noel (1B)	Jose Matamoros
71.	70 - June 23	@ Rochester	Clay Dungan	Batter	▲ 6	Strike (1-2)	YES	Single (2-2)	Joan Adon (P)	Steven Jaschinski
72.	70 - June 23	@ Rochester	Logan Porter	Batter	▲ 8	Strike (1-0)	YES	Strikeout Looking (2-2)	Amos Willingham (P)	Steven Jaschinski
73.	70 - June 23	@ Rochester	Logan Porter	Batter	▲ 8	Strike (1-1)	No	Strikeout Looking (2-2)	Amos Willingham (P)	Steven Jaschinski
74.	71 - June 24	@ Rochester	Jermaine Palacios	Batter	▲ 2	Strike (2-2)	No	Strikeout Looking (2-2)	Anthony Banda (P)	Chris Marco
75.	71 - June 24	@ Rochester	Jose Briceño	Catcher	▼ 2	Ball (0-0)	No	Groundout, 6-3 (2-2)	Luis Torres (C)	Chris Marco
76.	71 - June 24	@ Rochester	Jose Briceño	Catcher	▼ 6	Ball (1-0)	YES	Walk (3-2)	Travis Blankenhorn (LF)	Chris Marco
77.	71 - June 24	@ Rochester	Jonathan Heasley	Pitcher	▼ 6	Ball (3-2)	No	Walk (3-2)	Travis Blankenhorn (LF)	Chris Marco
78.	72 - June 25	@ Rochester	John Rave	Batter	▲ 3	Ball (1-2)	YES	Strikeout Swinging (2-2)	Sean Doolittle (L)	Tom West
79.	76 - July 2 [G1]	vs. Iowa	Jose Briceño	Catcher	▲ 1	Ball (1-0)	No	Walk (3-1)	Patrick Wisdom (1B)	Randy Rosenberg
80.	76 - July 2 [G1]	vs. Iowa	Jose Briceño	Catcher	▲ 4	Ball (0-0)	No	Walk (3-0)	Dom Nunez (C)	Randy Rosenberg
81.	76 - July 2 [G1]	vs. Iowa	Clay Dungan	Batter	▼ 5	Strike (1-0)	YES	RBI Single (2-1)	Rowan Wick (P)	Randy Rosenberg
82.	76 - July 2 [G1]	vs. Iowa	Nate Eaton	Batter	▼ 6	Strike (1-0)	YES	Strikeout Swinging (2-2)	Rowan Wick (P)	Randy Rosenberg
83.	76 - July 2 [G1]	vs. Iowa	Jose Briceño	Catcher	▼ 7	Ball (2-2)	No	Single (3-2)	Sergio Alcantara (SS)	Randy Rosenberg
84.	77 - July 2 [G2]	vs. Iowa	Angelo Castellano	Batter	▼ 3	Strike (0-0)	No	Fielder's Choice, 6-4 (0-1)	Nick Neider (P)	Louie Krupa

GM #	MARCH	OPPONENT	SCORE	RECORD	STANDINGS, DIV	WIN	LOSS	SAVE	TEMP.	1ST PITCH	TIME	ATT.	HOME ATT.	STORM CHASERS				OPPONENT			
														R	H	E	LO	R	H	E	LO
1.	3/31	@ Indianapolis	W, 8-6	1-0	1st +0.5	C. Snider (1-0)	Y. De Los Santos (0-1)	J. Staumont (1)	66°	7:05 PM	2:54	8,095		8	12	0	14	6	11	2	7
														STORM CHASERS				OPPONENT			
GM #	APRIL	OPPONENT	SCORE	RECORD	STANDINGS	WIN	LOSS	SAVE	TEMP.	1ST PITCH	TIME	ATT.	HOME ATT.	R	H	E	LO	R	H	E	LO
2.	4/1	@ Indianapolis	W, 12-1	2-0	1st +1.0	D. Parrish (1-0)	C. Smith (0-1)	-	42°	1:37 PM	2:26	4,012		12	16	0	11	1	5	2	3
3.	4/2	@ Indianapolis	W, 8-3	3-0	1st +1.0	J. Kowar (1-0)	D. Zamora (0-1)	-	49°	1:36 PM	2:53	4,240		8	12	0	9	3	11	2	10
4.	4/4	TOLEDO	L, 9-2	3-1	2nd -0.5	B. White (1-0)	M. Castillo (0-1)	-	55°	6:42 PM	2:27	3,200	3,200	2	6	0	6	9	12	0	5
5.	4/5	TOLEDO	L, 7-6	3-2	2nd -1.0	T. Holton (1-0)	R. Weiss (0-1)	M. Díaz (2)	35°	12:07 PM	2:40	1,405	4,605	6	8	2	6	7	12	1	9
6.	4/6	TOLEDO	L, 8-5	3-3	3rd -2.0	J. Fry (1-0)	J. Kowar (1-1)	M. Del Pozo (1)	45°	12:06 PM	2:48	1,607	6,212	5	7	1	4	8	10	2	9
7.	4/7	TOLEDO	W, 9-4	4-3	2nd -1.0	J. Heasley (1-0)	R. Olson (0-2)	-	70°	6:35 PM	2:35	1,968	8,180	9	12	0	6	4	9	0	11
8.	4/8	TOLEDO	W, 13-8	5-3	2nd -0.5	M. Martinez (1-0)	M. Lorenzen (0-1)	-	71°	2:05 PM	2:49	2,070	10,250	13	12	3	4	8	13	0	12
9.	4/9	TOLEDO	L, 8-2	5-4	2nd -1.5	T. Holton (2-0)	M. Castillo (0-2)	-	73°	2:11 PM	2:57	2,119	12,369	2	6	3	12	8	13	0	11
10.	4/11	@ Iowa	L, 9-6	5-5	5th -2.5	B. Elias (1-0)	M. Mayers (0-1)	M. Rodriguez (1)	79°	6:38 PM	2:34	3,557		6	10	0	6	9	7	1	6
11.	4/12	@ Iowa	W, 10-6	6-5	5th -1.5	J. Kowar (2-0)	R. Thompson (0-1)	-	77°	12:09 PM	2:26	4,085		10	12	0	5	6	8	0	4
12.	4/13	@ Iowa	L, 14-1	6-6	6th -2.5	N. Neidert (1-1)	J. Heasley (1-1)	-	81°	6:38 PM	2:18	3,647		1	6	1	4	14	15	0	8
13.	4/14	@ Iowa	W, 11-8	7-6	6th -2.0	C. Snider (2-0)	M. Rodriguez (1-1)	N. Wittgren (1)	79°	3:09 PM	3:16	6,257		11	11	2	10	8	11	3	10
14.	4/15	@ Iowa	PPD/Rain (To be made up April 16)																		
15.	4/16	@ Iowa	Cancelled/Snow																		
15.	4/16	@ Iowa	Cancelled/Snow																		
14.	4/18	GWINNETT	L, 4-1	7-7	5th -3.0	T. Tice (2-0)	J. Kowar (2-2)	Y. Rios (1)	70°	6:39 PM	2:24	1,703	14,072	1	7	1	8	4	6	0	8
15.	4/19	GWINNETT	L, 6-2	7-8	5th -4.0	B. Burrows (1-0)	J. Heasley (1-2)	-	70°	12:05 PM	2:15	6,641	20,713	2	6	0	5	6	10	0	3
16.	4/20	GWINNETT	L, 9-3	7-9	6th -4.5	B. Moran (1-0)	M. Castillo (0-3)	-	56°	6:37 PM	2:47	2,026	22,739	3	3	1	10	9	10	1	5
17.	4/21	GWINNETT	L, 7-3	7-10	7th -6.0	A. Winans (1-2)	E. Sisk (0-1)	-	44°	6:36 PM	3:01	2,041	24,780	3	9	2	9	7	11	0	8
18.	4/22	GWINNETT	L, 5-2	7-11	6th -7.0	D. Dodd (1-1)	A. Núñez (0-1)	Y. Rios (2)	42°	2:06 PM	2:27	3,025	27,805	2	4	1	2	5	10	0	10
19.	4/23	GWINNETT	W, 5-3	8-11	6th -6.0	M. Mayers (1-1)	N. Kingham (0-3)	N. Wittgren (2)	49°	2:06 PM	2:23	2,046	29,851	5	12	3	6	3	8	0	9
20.	4/25	@ Nashville	L, 8-3	8-12	6th -7.0	R. Gasser (1-0)	J. Heasley (1-3)	-	67°	6:39 PM	2:14	4,127		3	5	1	3	8	11	0	6
21.	4/26	@ Nashville	L, 5-0	8-13	7th -8.0	C. Boushley (1-1)	M. Castillo (0-4)	-	68°	6:37 PM	2:27	5,455		0	4	0	5	5	11	1	8
22.	4/27	@ Nashville	W, 2-1	9-13	7th -7.0	A. Cox (1-0)	J. Junk (2-1)	N. Wittgren (3)	61°	7:19 PM	2:28 (4:4)	3,507		2	8	0	7	1	6	1	8
23.	4/28	@ Nashville	L, 4-3	9-14	7th -7.0	J. Bukauskas (1-0)	J. Dye (0-1)	-	69°	6:37 PM	2:26	6,707		3	5	1	3	4	7	1	4
24.	4/29	@ Nashville	L, 6-5 (10)	9-15	8th -8.0	L. Erceg (3-0)	E. Sisk (0-2)	-	70°	6:39 PM	2:58	9,833		5	8	0	6	6	13	1	15
25.	4/30	@ Nashville	W, 10-6	10-15	7th -7.0	A. Núñez (1-1)	J. Bukauskas (1-1)	-	61°	3:08 PM	3:00 (7:03)	9,469		10	11	1	9	6	9	3	9
APRIL Hitting Results: .250/.337/.441 (200-for-799), 49 2B, 2 3B, 33 HR, 124 R, 99 BB, 38 SB // APRIL Pitching Results: 9-15, 5.65 ERA (133 ER in 212.0 IP), 3/7 SV, 238 H, 30 HR, 104 BB, 198 K, 1.61 WHIP, .284 AVG														STORM CHASERS				OPPONENT			
GM #	MAY	OPPONENT	SCORE	RECORD	STANDINGS	WIN	LOSS	SAVE	TEMP.	1ST PITCH	TIME	ATT.	HOME ATT.	R	H	E	LO	R	H	E	LO
26.	5/2	LOUISVILLE	L, 10-4	10-16	8th -8.0	A. Abbott (1-0)	M. Castillo (0-5)	-	57°	12:06 PM	2:57	2,024	31,875	4	6	0	10	10	14	2	8
27.	5/3	LOUISVILLE	L, 7-4	10-17	10th -9.0	B. Lively (4-0)	M. Martinez (1-1)	-	60°	11:07 AM	2:20	3,364	35,239	4	10	1	5	7	11	0	7
28.	5/4	LOUISVILLE	L, 12-10	10-18	10th -9.0	R. Wynne (1-1)	D. Parrish (1-1)	-	77°	6:36 PM	2:45	3,333	38,572	10	11	1	9	12	13	4	4
29.	5/5	LOUISVILLE	W, 6-2	11-18	10th -8.0	M. Mayers (2-1)	B. Williamson (1-4)	J. Kowar (1)	63°	6:36 PM	2:14	5,735	44,307	6	5	0	3	2	7	1	7
30.	5/6	LOUISVILLE	W, 11-9	12-18	8th -7.5	E. Sisk (1-2)	J. Kuhnel (0-1)	J. Cuas (1)	78°	6:37 PM	2:57	3,872	48,179	11	12	0	8	9	13	1	6
31.	5/7	LOUISVILLE	L, 4-3	12-19	9th -7.0	Z. Brown (1-1)	B. Kriske (0-1)	A. Busenitz (3)	82°	2:07 PM	2:46	2,469	50,648	3	8	0	7	4	6	0	8
32.	5/9	@ Scranton/WB	L, 14-2	12-20	9th -8.0	M. Spence (3-2)	D. Parrish (1-2)	-	68°	6:06 PM	2:20	3,053		2	4	1	2	14	18	1	7
33.	5/10	@ Scranton/WB	L, 4-3	12-21	10th -8.5	A. McGarity (3-0)	D. Coleman (0-1)	-	60°	11:05 AM	2:41	5,829		3	5	0	9	4	4	1	6
34.	5/11	@ Scranton/WB	W, 4-3 (11)	13-21	9th -8.5	A. Núñez (2-1)	D. Snelten (0-2)	-	76°	6:37 PM	3:02	3,691		4	4	0	6	3	8	2	10
35.	5/12	@ Scranton/WB	W, 3-2	14-21	9th -8.5	D. Lynch (1-0)	R. Vásquez (0-5)	N. Wittgren (4)	79°	6:35 PM	2:22	4,142		3	8	0	5	2	4	1	6
36.	5/13	@ Scranton/WB	L, 8-6	14-22	10th -9.0	A. McGarity (4-0)	B. Kriske (0-2)	-	76°	4:05 PM	2:32	5,027		6	14	0	6	8	10	0	5
37.	5/14	@ Scranton/WB	W, 6-3	15-22	9th -8.0	J. Dipoto (1-0)	D. Snelten (0-3)	N. Wittgren (5)	75°	1:06 PM	3:02	3,058		6	7	0	6	3	9	1	11
38.	5/16	TOLEDO	L, 9-2	15-23	10th -8.0	H. Hembree (4-1)	J. Heasley (1-4)	-	77°	6:36 PM	2:45	2,001	52,649	2	9	1	15	9	12	0	6
39.	5/17	TOLEDO	W, 16-8	16-23	10th -7.5	W. Pennington (1-0)	Z. Logue (1-3)	-	83°	6:37 PM	2:54	2,218	54,867	16	18	0	8	8	14	2	3
40.	5/18	TOLEDO	W, 9-0	17-23	10th -6.5	A. Cox (2-0)	B. Haniffee (0-3)	-	78°	6:37 PM	2:31	3,529	58,396	9	14	0	8	0	3	0	6
41.	5/19	TOLEDO	W, 9-1	18-23	10th -6.0	A. Núñez (3-1)	A. Berger (1-1)	-	66°	6:36 PM	2:41	5,058	63,454	9	12	1	9	1	6	1	8
42.	5/20	TOLEDO	L, 4-1	18-24	10th -7.5	R. Olson (2-3)	J. McArthur (0-1)	M. Díaz (7)	75°	6:38 PM	2:47	6,882	70,336	1	2	0	8	4	5	1	8
43.	5/21	TOLEDO	W, 8-4	19-24	10th -6.5	N. Wittgren (1-0)	S. Elledge (0-1)	-	81°	5:07 PM	2:50	3,995	74,331	8	12	0	9	4	15	2	11
44.	5/23	@ St. Paul	W, 6-1	20-24	10th -6.5	D. Lynch (2-0)	S. Woods Richardson (0-5)	-	76°	11:09 AM	2:24	7,436		6	10	0	10	1	6	0	7
45.	5/24	@ St. Paul	L, 6-5	20-25	10th -6.5	O. Ortega (2-0)	B. Kriske (0-3)	-	68°	7:08 PM	3:00	4,222		5	11	1	12	6	9	2	9
46.	5/25	@ St. Paul	L, 8-6	20-26	10th -7.5	R. Henriquez (1-0)	A. Núñez (3-2)	P. Murphy (2)	74°	7:09 PM	2:50	7,218		6	10	3	12	8	10	2	6
47.	5/26	@ St. Paul	W, 6-4	21-26	9th -6.5	D. Parrish (2-0)	C. Sadzeck (1-3)	D. Coleman (1)	77°	7:08 PM	2:59	6,080		6	8	1	8	4	8	1	9
48.	5/27	@ St. Paul	L, 14-1	21-27	9th -7.5	R. Dobnak (2-1)	J. Heasley (1-5)	-	80°	7:10 PM	2:51	6,386		1	6	3	8	14	16	1	10
49.	5/28	@ St. Paul	L, 10-6	21-28	10th -8.5	J. Winder (3-1)	J. Kowar (2-3)	-	82°	5:12 PM	2:28	8,640		6	11	2	4	10	9	1	2
50.	5/30	MEMPHIS	W, 7-6	22-28	9th -8.0	A. Veneziano (1-0)	J. Woodford (0-1)	B. Kriske (1)	82°	7:06 PM	2:32	2,352	76,683	7	12	0	6	6	6	3	8
51.	5/31	MEMPHIS	L, 9-4	22-29	10th -8.5	M. McGreevy (4-0)	A. Cox (2-1)	-	84°	7:06 PM	2:37	5,049	81,732	4	9	2	8	9	11	2	8
MAY Hitting Results: .269/.366/.436 (238-for-885), 53 2B, 7 3B, 27 HR, 148 R, 120 BB, 58 SB // MAY Pitching Results: 12-14, 5.61 ERA (162 ER in 229.1 IP), 6/12 SV, 247 H, 46 HR, 126 BB, 235 K, 1.63 WHIP, .278 AVG														STORM CHASERS				OPPONENT			
GM #	JUNE	OPPONENT	SCORE	RECORD	STANDINGS	WIN	LOSS	SAVE	TEMP.	1ST PITCH	TIME	ATT.	HOME ATT.	R	H	E	LO	R	H	E	LO
52.	6/1	MEMPHIS	L, 12-6	22-30	10th -9.0	D. Hudson (2-3)	C. Snider (2-1)	-	70°	7:07 PM	3:12	3,685	85,417	6	9	1	8	12	11	0	9
53.	6/2	MEMPHIS	W, 10-9 (10)	23-30	10th -8.5	J. Dipoto (2-0)	J. Walsh (2-1)	-	76°	7:07 PM	3:23	5,206	90,623	10	13	2	8	9	12	3	10

GM #	JUNE	OPPONENT	SCORE	RECORD	STANDINGS, LG	WIN	LOSS	SAVE	TEMP.	1ST PITCH	TIME	ATT.	HOME ATT.	STORM CHASERS				OPPONENT			
														R	H	E	LO	R	H	E	LO
73.	6/28	IOWA	L, 9-2	0 - 1, 38 - 35	110th -1.0	C. Kilian (5-1)	B. Hanifee (0-3)	-	83°	12:07 PM	2:33	3,776	137,378	2	5	1	5	9	7	0	8
74.	6/29	IOWA	W, 8-3	1 - 1, 39 - 35	17th -1.0	M. Mayers (3-1)	R. Thompson (2-5)	-	89°	7:09 PM	2:44	5,951	137,329	8	12	0	11	3	3	1	4
75.	6/30	IOWA	L, 6-5	1 - 2, 39 - 36	111th -2.0	M. Rodriguez (2-3)	J. Kowar (2-4)	-	82°	7:08 PM	2:52	6,012	143,341	5	9	0	10	6	8	2	5

**JUNE Hitting Results:** .281/.380/.450 (226-for-804). 55 2B. 3 3B. 25 HR. 152 R. 125 BB. 45 SB | **JUNE Pitching Results:** 16-6. 4.35 ERA (104 ER in 215.1 IP). 6/11 SV. 187 H. 26 HR. 127 BB. 219 K. 1.46 WHIP. 232 AVG.

														STORM CHASERS				OPPONENT			
GM #	JULY	OPPONENT	SCORE	RECORD	STANDINGS	WIN	LOSS	SAVE	TEMP.	1ST PITCH	TIME	ATT.	HOME ATT.	R	H	E	LO	R	H	E	LO
76.	7/1	IOWA	PPD/Rain (Made up July 2, 6-2 loss)																		
76.	7/2 G1	IOWA	W, 11-1 (7)	2 - 2, 40 - 36	18th -1.5	J. Bowlan (2-0)	C. Clarke (0-3)	-	84°	2:07 PM	2:20	-	143,341	11	16	0	6	1	4	0	8
77.	7/2 G2	IOWA	L, 6-2 (7)	2 - 3, 40 - 37	13th -3.0	N. Neidert (4-3)	C. Ragans (0-1)	-	87°	5:06 PM	1:46	6,764	150,105	2	6	0	3	6	10	0	3
78.	7/3	IOWA																			
79.	7/4	@ Gwinnett																			
80.	7/5	@ Gwinnett																			
81.	7/6	@ Gwinnett																			
82.	7/7	@ Gwinnett																			
83.	7/8	@ Gwinnett																			
84.	7/9	@ Gwinnett																			
85.	7/14	INDIANAPOLIS																			
86.	7/15	INDIANAPOLIS																			
87.	7/16	INDIANAPOLIS																			
88.	7/18	ST. PAUL																			
89.	7/19	ST. PAUL																			
90.	7/20	ST. PAUL																			
91.	7/21	ST. PAUL																			
92.	7/22	ST. PAUL																			
93.	7/23	ST. PAUL																			
94.	7/25	@ Columbus																			
95.	7/26	@ Columbus																			
96.	7/27	@ Columbus																			
97.	7/28	@ Columbus																			
98.	7/29	@ Columbus																			
99.	7/30	@ Columbus																			
JULY Hitting Results: TBD // JULY Pitching Results: TBD																					

[illegible][illegible]



### LF

Tucker Bradley, 36 (20-16)  
Dairon Blanco, 11 (6-5)  
Samad Taylor, 9 (6-3)  
Brewer Hicklen, 8 (2-6)  
John Rave, 7 (4-3)  
Nick Pratto, 3 (1-2)  
Franmil Reyes, 1 (1-0)  
Tyler Gentry, 1 (0-1)

### CF

Dairon Blanco, 26 (13-13)  
Drew Waters, 12 (7-5)  
Samad Taylor, 11 (2-9)  
Nate Eaton, 9 (5-4)  
Kyle Isbel, 8 (6-2)  
John Rave, 6 (4-2)  
Brewer Hicklen, 4 (2-2)

### RF

Tyler Gentry, 64 (32-32)  
Dairon Blanco, 4 (4-0)  
Nate Eaton, 4 (2-2)  
CJ Alexander, 4 (1-3)  
John Rave, 1 (1-0)

### SS

Angelo Castellano, 38 (15-24)  
Maikel Garcia, 14 (8-6)  
Adeiny Hechavarria, 11 (8-3)  
Clay Dungan, 9 (5-4)  
Jermaine Palacios, 2 (2-0)  
Johan Camargo, 1 (1-0)  
Nicky Lopez, 1 (1-0)

### 2B

Samad Taylor, 38 (21-17)  
Clay Dungan, 13 (10-3)  
Nick Loftin, 9 (1-8)  
Nate Eaton, 6 (3-3)  
Angelo Castellano, 5 (2-3)  
Johan Camargo, 3 (2-1)  
Michael Massey, 2 (1-1)  
Nicky Lopez, 1 (0-1)

### 3B

Nick Loftin, 32 (18-14)  
Maikel Garcia, 10 (2-8)  
Johan Camargo, 8 (5-3)  
Clay Dungan, 7 (5-2)  
Jermaine Palacios, 7 (5-2)  
Nate Eaton, 6 (2-4)  
Angelo Castellano, 4 (3-1)  
Samad Taylor, 2 (0-2)  
Nicky Lopez, 1 (0-1)

### SP

Jonathan Heasley, 13 (7-6)  
Drew Parrish, 12 (7-5)  
Max Castillo, 11 (3-8)  
Austin Cox, 8 (4-4)  
Mike Mayers, 8 (3-5)  
Anthony Veneziano, 6 (4-2)  
Daniel Lynch, 4 (3-1)  
Daniel Mengden, 3 (3-0)  
Alec Marsh, 3 (2-1)  
Ryan Yarbrough, 2 (1-1)  
Jonathan Bowlan, 1 (1-0)  
Brad Keller, 1 (1-0)  
James McArthur, 1 (1-0)  
Jackson Kowar, 1 (0-1)  
Marcelo Martinez, 1 (0-1)  
Cole Ragans, 1 (0-1)  
Angel Zerpa, 1 (0-1)

### 1B

CJ Alexander, 26 (13-13)  
Logan Porter, 19 (12-7)  
Nick Pratto, 16 (6-10)  
Angelo Castellano, 6 (5-1)  
Greyson Jenista, 3 (1-2)  
Matt Beaty, 2 (2-0)  
Johan Camargo, 2 (1-1)  
Paxton Wallace, 2 (1-1)  
Jermaine Palacios, 1 (0-1)

### DH

Brewer Hicklen, 28 (20-8)  
CJ Alexander, 10 (6-4)  
Dairon Blanco, 7 (4-3)  
Tucker Bradley, 6 (4-2)  
Tyler Gentry, 5 (2-3)  
Logan Porter, 4 (1-3)  
Jakson Reetz, 3 (1-2)  
Franmil Reyes, 3 (1-2)  
Nick Loftin, 3 (0-3)  
Johan Camargo, 2 (0-2)  
Freddy Fermin, 2 (0-2)  
Matt Beaty, 1 (1-0)  
Kyle Isbel, 1 (1-0)  
Nate Eaton, 1 (0-1)  
Samad Taylor, 1 (0-1)

### C

Logan Porter, 36 (18-18)  
Jakson Reetz, 23 (12-11)  
Freddy Fermin, 12 (6-6)  
José Briceño, 6 (4-2)

1	2	3	4	5	6	7	8	9
Samad Taylor, 42 (17-25) Drew Waters, 12 (7-5) Dairon Blanco, 9 (7-2) Brewer Hicklen, 9 (6-3) Nate Eaton, 3 (2-1) John Rave, 2 (1-1)	Maikel Garcia, 24 (10-14) Samad Taylor, 16 (11-5) Kyle Isbel, 9 (7-2) Nate Eaton, 9 (3-6) Nick Loftin, 7 (3-4) John Rave, 4 (3-1) Nicky Lopez, 3 (1-2) Michael Massey, 2 (1-1) Clay Dungan, 1 (1-0) CJ Alexander, 1 (0-1) Tucker Bradley, 1 (0-1)	Tyler Gentry, 57 (28-29) Nick Loftin, 5 (3-2) Nick Pratto, 4 (3-1) Logan Porter, 4 (2-2) Samad Taylor, 3 (1-2) John Rave, 2 (1-1) Matt Beaty, 1 (1-0) Nate Eaton, 1 (0-1)	Logan Porter, 24 (12-12) Nick Pratto, 14 (5-9) Tyler Gentry, 10 (5-5) Johan Camargo, 8 (6-2) CJ Alexander, 7 (4-3) Nate Eaton, 5 (3-2) Franmil Reyes, 4 (2-2) Nick Loftin, 3 (1-2) Matt Beaty, 1 (1-0) Freddy Fermin, 1 (1-0)	Nick Loftin, 25 (9-16) Logan Porter, 11 (8-3) CJ Alexander, 9 (7-2) Nate Eaton, 6 (3-3) Brewer Hicklen, 4 (3-1) Tucker Bradley, 4 (2-2) John Rave, 4 (2-2) Johan Camargo, 4 (1-3) Clay Dungan, 3 (3-0) Jakson Reetz, 2 (2-0) Dairon Blanco, 1 (0-1) Tyler Gentry, 1 (0-1) Greyson Jenista, 1 (0-1) Nick Pratto, 1 (0-1)	Logan Porter, 16 (6-10) CJ Alexander, 15 (6-9) Brewer Hicklen, 10 (6-4) Jakson Reetz, 8 (3-5) Dairon Blanco, 4 (2-2) Nick Loftin, 4 (2-2) Jermaine Palacios, 3 (3-0) Adeiny Hechavarria, 3 (2-1) Freddy Fermin, 2 (2-0) Clay Dungan, 2 (1-1) Nate Eaton, 2 (1-1) Tyler Gentry, 2 (1-1) Matt Beaty, 1 (1-0) Tucker Bradley, 1 (1-0) José Briceño, 1 (1-0) Greyson Jenista, 1 (1-0) John Rave, 1 (1-0) Johan Camargo, 1 (0-1)	Dairon Blanco, 17 (9-8) Jakson Reetz, 11 (6-5) Brewer Hicklen, 10 (4-6) Freddy Fermin, 10 (3-7) Adeiny Hechavarria, 6 (5-1) Clay Dungan, 5 (4-1) CJ Alexander, 5 (3-2) Jermaine Palacios, 5 (2-3) Logan Porter, 4 (2-2) Tucker Bradley, 1 (1-0) Nate Eaton, 1 (1-0) Greyson Jenista, 1 (0-1) Johan Camargo, 1 (0-1)	Dairon Blanco, 15 (7-8) Clay Dungan, 14 (9-5) Tucker Bradley, 12 (6-6) Angelo Castellano, 8 (4-4) Brewer Hicklen, 7 (3-4) José Briceño, 5 (3-2) Jakson Reetz, 5 (2-3) CJ Alexander, 3 (0-3) Jermaine Palacios, 2 (2-0) Adeiny Hechavarria, 2 (1-1) Paxton Wallace, 2 (1-1) Johan Camargo, 1 (1-0) John Rave, 1 (1-0)	Angelo Castellano, 47 (21-26) Tucker Bradley, 23 (14-9) Clay Dungan, 4 (2-2) Dairon Blanco, 2 (2-0) Brewer Hicklen, 1 (1-0)

PLAYER	GS	POSITION										BATTING ORDER								
		C	1B	2B	3B	SS	LF	CF	RF	OF	DH	1ST	2ND	3RD	4TH	5TH	6TH	7TH	8TH	9TH
Tyler Gentry	70					1		64	65	5				57	10	1	2			
Samad Taylor	61			38	2		9	11		20	1	42	16	3						
Logan Porter	60	36	20								4			4	25	11	16	4		
Angelo Castellano	55		6	5	5	39													8	47
Dairon Blanco	48						11	26	4	41	7	9				1	4	17	15	2
Nick Loftin	44			9	32						3		7	5	3	25	4			
Tucker Bradley	42						36			36	6		1			4	1	1	12	23
Brewer Hicklen	41						9	4		13	28	9				4	10	10	7	1
CJ Alexander	40		26						4	4	10		1		7	9	15	5	3	
Clay Dungan	29			13	7	9							1			3	2	5	14	4
Nate Eaton	27			6	6			10	4	14	1	3	9	1	5	6	2	1		
Jakson Reetz	26	23									3					2	8	11	5	
Maikel Garcia	24				10	14							24							
Nick Pratto	18		15				3			3				4	13	1				
Johan Camargo	15		2	3	7	1					2				8	4	1	1	1	
Freddy Fermin	14	12									2				1	1	2	10		
John Rave	14						7	6	1	14		2	4	2		4	1		1	
Drew Waters	12							12		12		12								
Adeiny Hechavarria	11					11											3	6	2	
Jermaine Palacios	10		1		7	2											3	5	2	
Kyle Isbel	9							8		8	1		9							
José Briceño	6	6															1		5	
Franmil Reyes	4						1			1	3				4					
Nicky Lopez	3			1	1	1							3							
Greyson Jenista	3		3													1	1	1		
Matt Beaty	3		2								1			1	1		1			
Paxton Wallace	2		2																2	
Michael Massey	2			2									2							

## # OF LINEUP COMBOS

77 Games

75 Unique Lineup Combinations Used

## MOST USED LINEUP (2, 2x)

PLAYER	Pos.
1. Brewer Hicklen	DH
2. John Rave	CF
3. Logan Porter	C
4. Nate Eaton	2B
5. Tucker Bradley	LF
6. Tyler Gentry	RF
7. Adeiny Hechavarria	SS
8. Clay Dungan	3B
9. Angelo Castellano	1B

## STORM CHASERS POSITION PRODUCTION

	AVG	AB	H	TB	2B	3B	HR	RBI	BB	SO	OBP	SLG	OPS	SAC	SF	HBP	GIDP
C	.283	276	78	124	19	0	9	37	43	80	.387	.449	.836	0	2	5	8
1B	.242	298	72	142	15	2	17	51	30	85	.311	.477	.788	0	4	2	7
2B	.265	294	78	121	15	2	8	42	43	65	.363	.412	.775	1	5	5	7
3B	.295	288	85	138	20	0	11	57	43	53	.385	.479	.864	1	5	2	12
SS	.240	267	64	100	15	0	7	45	41	64	.340	.375	.715	0	3	1	4
LF	.280	264	74	121	17	3	8	47	43	71	.387	.458	.845	2	5	6	11
CF	.327	297	97	158	23	4	10	39	38	67	.418	.532	.950	2	2	10	13
RF	.238	302	72	118	20	1	8	46	39	85	.337	.391	.728	1	4	8	6
DH	.266	289	77	130	21	1	10	45	36	89	.355	.450	.805	2	2	5	6

## STORM CHASERS BATTING ORDER PRODUCTION

	AVG	AB	H	TB	2B	3B	HR	RBI	BB	SO	OBP	SLG	OPS	SAC	SF	HBP	GIDP
1st	.307	319	98	156	21	5	9	46	37	75	.385	.489	.874	1	6	7	9
2nd	.267	300	80	130	24	1	8	51	51	71	.372	.433	.805	1	5	2	9
3rd	.265	294	78	122	19	2	7	56	49	78	.381	.415	.796	1	5	9	8
4th	.256	308	79	139	16	1	14	44	31	81	.326	.451	.777	0	5	3	8
5th	.262	305	80	138	14	1	14	52	26	70	.325	.452	.777	1	3	4	11
6th	.298	289	86	156	26	1	14	41	30	81	.369	.540	.909	0	2	4	6
7th	.228	267	61	106	16	1	9	45	40	75	.340	.397	.737	2	2	6	9
8th	.267	243	65	92	12	0	5	27	55	71	.417	.379	.796	1	2	9	5
9th	.273	260	71	115	18	1	8	49	37	62	.361	.442	.803	2	2	0	9

## OUTFIELD ASSIST LOG (20)

#	OUTFIELDER	Pos.	GAME	INNING	BASE	PITCHER	BATTER	RUNNER OUT	PLAY
1.	Tucker Bradley	LF	4/4 vs. Toledo	▲ 6	3rd	Brooks Kriske	Akil Baddoo	Akil Baddoo	Baddoo 3-RBI double, out at 3rd (7-6-5)
2.	Tyler Gentry	RF	4/14 @ Iowa	▼ 5	Home	Andrés Núñez	Matt Mervis	Christopher Morel	Mervis double, Morel out at home (9-4-2)
3.	Dairon Blanco	CF	4/19 vs. Gwinnett	▲ 3	2nd	Jonathan Heasley	Hendrik Clementina	Hendrik Clementina	Clementina RBI single, out at 2nd (8-4)
4.	Samad Taylor	CF	4/26 @ Nashville	▼ 5	2nd	Max Castillo	Andruw Monasterio	Andruw Monasterio	Monasterio single, out at 2nd (8-5-3-5)
5.	Nate Eaton	CF	4/27 @ Nashville	▼ 1	Home	Austin Cox	Keston Hiura	Andruw Monasterio	Hiura single, Monasterio out at home (8-2)
6.	Dairon Blanco	LF	4/28 @ Nashville	▼ 8	2nd	Jackson Kowar	Keston Hiura	Keston Hiura	Hiura 2-RBI single, out at 2nd (7-2-4)
7.	Brewer Hicklen	LF	5/2 vs. Louisville	▲ 5	2nd	Max Castillo	Matt McLain	Matt McLain	McLain 2-RBI single, out at 2nd (7-5-4-3-5)
8.	Dairon Blanco	CF	5/5 vs. Louisville	▲ 4	Home	Mike Mayers	Nick Martini	Will Benson	Martini flies out to CF, Benson out at home (8-2)
9.	Franmil Reyes	RF	5/6 vs. Louisville	▲ 6	2nd	Collin Snider	Matt McLain	Matt McLain	McLain RBI double, out at 2nd (7-6-4-5)
10.	Tyler Gentry	RF	5/11 @ Scranton/WB	▼ 9	Home	Nick Wittgren	Billy McKinney	Michael Hermosillo	McKinney RBI single, Hermosillo out at home (9-5-2)
11.	Drew Waters	CF	5/20 vs. Toledo	▲ 6	3rd	Walter Pennington	Parker Meadows	Jermaine Palacios	Meadows sacrifice fly DP, Palacios out at 3rd (8-6)
12.	Tucker Bradley	LF	5/25 @ St. Paul	▼ 5	2nd	Jackson Kowar	Chris Williams	Chris Williams	Williams RBI single, out at 2nd (7-5-3-4-3)
13.	Dairon Blanco	RF	5/26 @ St. Paul	▼ 3	2nd	Drew Parrish	Andrew Stevenson	Tony Wolters	Stevenson flies into a double play, Wolters out at 2nd (9-6)
14.	Tyler Gentry	RF	5/27 @ St. Paul	▼ 1	3rd	Jonathan Heasley	Jose Miranda	Andrew Stevenson	Miranda flies into a double play, Stevenson out at 3rd (9-1-5)
15.	Tyler Gentry	RF	5/28 @ St. Paul	▼ 3	Home	Max Castillo	Jose Miranda	Alex De Goti	Miranda lines into a double play, De Goti out at 3rd (9-2)
16.	Brewer Hicklen	LF	5/28 @ St. Paul	▼ 7	Home	Jackson Kowar	Jose Miranda	Andrew Stevenson	Miranda RBI single, Stevenson scores, Reetz Error (7-2)
17.	Nate Eaton	RF	6/4 vs. Memphis	▲ 9	2nd	Jonah Dipoto	Juniel Querecuto	Juniel Querecuto	Querecuto RBI single, out at 2nd (9-6)
18.	Brewer Hicklen	CF	6/8 @ Indianapolis	▼ 5	2nd	Drew Parrish	Henry Davis	Henry Davis	Davis single, out at 2nd (8-4)
19.	John Rave	LF	6/20 @ Rochester	▼ 1	2nd	Alec Marsh	Nomar Mazara	Nomar Mazara	Mazara RBI single, out at 2nd (7-2-4)
20.	Nate Eaton	CF	7/2 vs. Iowa [G1]	▲ 2	2nd	Brad Keller	Edwin Rios	Edwin Rios	Rios Single, out at 2nd (8-4)

## BY PLAYER

	LF	1
DAIRON BLANCO (4)	CF	2
	RF	1
TYLER GENTRY (4)	RF	4
NATE EATON (3)	CF	2
	RF	1
BREWER HICKLEN (3)	LF	2
	CF	1
TUCKER BRADLEY (2)	LF	2
JOHN RAVE (1)	LF	1
FRANMIL REYES (1)	LF	1
SAMAD TAYLOR (1)	CF	1
DREW WATERS (1)	CF	1

	OPPONENT	RESULT	SP	C	1B	2B	3B	SS	LF	CF	RF	DH
3/31	@ Indianapolis	W, 8-6	Mike Mayers	Freddy Fermin	Nick Pratto	Samad Taylor	Nick Loftin	Maikel Garcia	Tucker Bradley	Dairon Blanco	Tyler Gentry	CJ Alexander
4/1	@ Indianapolis	W, 8-3	Austin Cox	Freddy Fermin	Nick Pratto	Samad Taylor	Nick Loftin	Maikel Garcia	Tucker Bradley	Dairon Blanco	Tyler Gentry	CJ Alexander
4/4	TOLEDO	L, 9-2	Max Castillo	Freddy Fermin	Nick Pratto	Samad Taylor	Nick Loftin	Maikel Garcia	Tucker Bradley	Dairon Blanco	Tyler Gentry	CJ Alexander
4/5	TOLEDO	L, 7-6	Mike Mayers	Jakson Reetz	Logan Porter	Angelo Castellano	Nick Loftin	Maikel Garcia	Dairon Blanco	Samad Taylor	Tyler Gentry	Freddy Fermin
4/6	TOLEDO	L, 8-5	Jackson Kowar	Freddy Fermin	CJ Alexander	Samad Taylor	Nick Loftin	Maikel Garcia	Tucker Bradley	Dairon Blanco	Tyler Gentry	Logan Porter
4/7	TOLEDO	W, 9-4	Jonathan Heasley	Freddy Fermin	Logan Porter	Samad Taylor	Angelo Castellano	Maikel Garcia	Tucker Bradley	Dairon Blanco	Tyler Gentry	CJ Alexander
4/8	TOLEDO	W, 13-8	Drew Parrish	Freddy Fermin	Nick Pratto	Samad Taylor	Maikel Garcia	Angelo Castellano	Tucker Bradley	Dairon Blanco	Tyler Gentry	CJ Alexander
4/9	TOLEDO	L, 8-2	Max Castillo	Logan Porter	Nick Pratto	Samad Taylor	Angelo Castellano	Maikel Garcia	Tyler Gentry	Dairon Blanco	CJ Alexander	Jakson Reetz
4/11	@ Iowa	L, 9-6	Mike Mayers	Freddy Fermin	Nick Pratto	Samad Taylor	Nick Loftin	Maikel Garcia	Tucker Bradley	Dairon Blanco	Tyler Gentry	Logan Porter
4/12	@ Iowa	W, 10-6	Austin Cox	Logan Porter	Nick Pratto	Samad Taylor	Nick Loftin	Maikel Garcia	Tucker Bradley	Dairon Blanco	Tyler Gentry	CJ Alexander
4/13	@ Iowa	L, 5-0	Jonathan Heasley	Freddy Fermin	Nick Pratto	Samad Taylor	Nick Loftin	Maikel Garcia	Tucker Bradley	Dairon Blanco	Tyler Gentry	CJ Alexander
4/14	@ Iowa	W, 11-8	Drew Parrish	Freddy Fermin	CJ Alexander	Angelo Castellano	Nick Loftin	Maikel Garcia	Dairon Blanco	Samad Taylor	Tyler Gentry	Logan Porter
4/18	WINNETT	L, 4-1	Mike Mayers	Freddy Fermin	Logan Porter	Nick Loftin	Maikel Garcia	Angelo Castellano	Nick Pratto	Samad Taylor	CJ Alexander	Tyler Gentry
4/19	WINNETT	L, 6-2	Jonathan Heasley	Logan Porter	Nick Pratto	Samad Taylor	Nick Loftin	Angelo Castellano	Tucker Bradley	Dairon Blanco	Tyler Gentry	Jakson Reetz
4/20	WINNETT	W, 10-4	Max Castillo	Freddy Fermin	Nick Pratto	Samad Taylor	Maikel Garcia	Angelo Castellano	Tucker Bradley	Dairon Blanco	Tyler Gentry	Logan Porter
4/21	WINNETT	L, 2-3	Austin Cox	Jakson Reetz	Nick Pratto	Nick Loftin	Maikel Garcia	Angelo Castellano	Tucker Bradley	Samad Taylor	Tyler Gentry	CJ Alexander
4/22	WINNETT	L, 5-2	Drew Parrish	Logan Porter	CJ Alexander	Samad Taylor	Maikel Garcia	Angelo Castellano	Nick Pratto	Dairon Blanco	Tyler Gentry	Nick Loftin
4/23	WINNETT	W, 5-3	Mike Mayers	Jakson Reetz	Nick Pratto	Nick Loftin	Maikel Garcia	Angelo Castellano	Tucker Bradley	Dairon Blanco	Tyler Gentry	CJ Alexander
4/25	@ Nashville	L, 8-5	Jonathan Heasley	Logan Porter	Nick Pratto	Nick Loftin	Maikel Garcia	Angelo Castellano	Tucker Bradley	Samad Taylor	Tyler Gentry	CJ Alexander
4/26	@ Nashville	L, 14-1	Max Castillo	Logan Porter	Nick Pratto	Nick Loftin	Maikel Garcia	Angelo Castellano	Brewer Hicklen	Samad Taylor	Tyler Gentry	Dairon Blanco
4/27	@ Nashville	W, 2-1	Austin Cox	Jakson Reetz	CJ Alexander	Samad Taylor	Nick Loftin	Maikel Garcia	Nick Pratto	Nate Eaton	Dairon Blanco	Tyler Gentry
4/28	@ Nashville	L, 4-3	Drew Parrish	Logan Porter	CJ Alexander	Samad Taylor	Maikel Garcia	Angelo Castellano	Dairon Blanco	Nate Eaton	Tyler Gentry	Brewer Hicklen
4/29	@ Nashville	L, 6-5 (10)	Mike Mayers	Jakson Reetz	CJ Alexander	Nick Loftin	Maikel Garcia	Angelo Castellano	Tucker Bradley	Samad Taylor	Nate Eaton	Freddy Fermin
5/1	LOUISVILLE	W, 10-6	Jonathan Heasley	Freddy Fermin	Logan Porter	Samad Taylor	Maikel Garcia	Angelo Castellano	Tucker Bradley	Nate Eaton	Tyler Gentry	Brewer Hicklen
5/2	LOUISVILLE	L, 10-4	Max Castillo	Jakson Reetz	Logan Porter	Samad Taylor	Nate Eaton	Angelo Castellano	Brewer Hicklen	Dairon Blanco	Tyler Gentry	Nick Loftin
5/3	LOUISVILLE	L, 7-4	Marcelo Martinez	Logan Porter	CJ Alexander	Samad Taylor	Nick Loftin	Angelo Castellano	Tucker Bradley	Nate Eaton	Tyler Gentry	Brewer Hicklen
5/4	LOUISVILLE	L, 12-10	Drew Parrish	Logan Porter	CJ Alexander	Samad Taylor	Nick Loftin	Angelo Castellano	Tucker Bradley	Brewer Hicklen	Tyler Gentry	Frannli Reyes
5/5	LOUISVILLE	L, 4-3	Mike Mayers	Jakson Reetz	Logan Porter	Samad Taylor	Clay Dungan	Angelo Castellano	Brewer Hicklen	Dairon Blanco	Tyler Gentry	Frannli Reyes
5/6	LOUISVILLE	W, 11-9	Daniel Mengden	Logan Porter	CJ Alexander	Samad Taylor	Nick Loftin	Angelo Castellano	Frannli Reyes	Dairon Blanco	Tyler Gentry	Tucker Bradley
5/7	LOUISVILLE	L, 4-3	Daniel Lynch	Jakson Reetz	Logan Porter	Samad Taylor	Nick Loftin	Angelo Castellano	Brewer Hicklen	Dairon Blanco	Tyler Gentry	Frannli Reyes
5/9	@ Scranton/WB	L, 14-2	Drew Parrish	Logan Porter	CJ Alexander	Samad Taylor	Nick Loftin	Clay Dungan	Tucker Bradley	Drew Waters	Tyler Gentry	Brewer Hicklen
5/10	@ Scranton/WB	L, 4-3	Mike Mayers	Jakson Reetz	Logan Porter	Clay Dungan	Nick Loftin	Angelo Castellano	Brewer Hicklen	Drew Waters	Tyler Gentry	Samad Taylor
5/11	@ Scranton/WB	W, 8-3 (11)	Jonathan Heasley	Logan Porter	CJ Alexander	Samad Taylor	Nick Loftin	Angelo Castellano	Tucker Bradley	Dairon Blanco	Tyler Gentry	Brewer Hicklen
5/12	@ Scranton/WB	W, 3-2	Daniel Lynch	Jakson Reetz	CJ Alexander	Samad Taylor	Clay Dungan	Angelo Castellano	Dairon Blanco	Drew Waters	Tyler Gentry	Tucker Bradley
5/13	@ Scranton/WB	L, 8-6	Austin Cox	Logan Porter	CJ Alexander	Samad Taylor	Nick Loftin	Angelo Castellano	Brewer Hicklen	Drew Waters	Tyler Gentry	Dairon Blanco
5/14	@ Scranton/WB	W, 6-3	Drew Parrish	Jakson Reetz	CJ Alexander	Samad Taylor	Nick Loftin	Clay Dungan	Tucker Bradley	Dairon Blanco	Tyler Gentry	Brewer Hicklen
5/16	TOLEDO	L, 9-2	Jonathan Heasley	Logan Porter	CJ Alexander	Nicky Lopez	Nick Loftin	Angelo Castellano	Samad Taylor	Drew Waters	Tyler Gentry	Johan Camargo
5/17	TOLEDO	W, 16-8	Daniel Lynch	Jakson Reetz	Logan Porter	Clay Dungan	Nick Loftin	Angelo Castellano	Samad Taylor	Drew Waters	Tyler Gentry	Dairon Blanco
5/18	TOLEDO	W, 9-0	Austin Cox	Logan Porter	CJ Alexander	Samad Taylor	Nick Loftin	Nicky Lopez	Tucker Bradley	Drew Waters	Tyler Gentry	Brewer Hicklen
5/19	TOLEDO	W, 9-1	Daniel Mengden	Logan Porter	CJ Alexander	Clay Dungan	Nick Loftin	Angelo Castellano	Samad Taylor	Drew Waters	Tyler Gentry	Dairon Blanco
5/20	TOLEDO	L, 4-1	Drew Parrish	Jakson Reetz	CJ Alexander	Clay Dungan	Nicky Lopez	Angelo Castellano	Samad Taylor	Drew Waters	Tyler Gentry	Nick Loftin
5/21	TOLEDO	W, 8-4	Jonathan Heasley	Jakson Reetz	Logan Porter	Samad Taylor	Nick Loftin	Angelo Castellano	Tucker Bradley	Drew Waters	Tyler Gentry	Brewer Hicklen
5/23	@ St. Paul	W, 6-1	Daniel Lynch	Logan Porter	Greyson Jenista	Clay Dungan	Nick Loftin	Angelo Castellano	Samad Taylor	Drew Waters	Tyler Gentry	Dairon Blanco
5/24	@ St. Paul	L, 6-5	Anthony Veneziانو	Jakson Reetz	Logan Porter	Nick Loftin	Samad Taylor	Angelo Castellano	Dairon Blanco	Drew Waters	Tyler Gentry	Brewer Hicklen
5/25	@ St. Paul	L, 8-6	Austin Cox	Logan Porter	Greyson Jenista	Nick Loftin	Samad Taylor	Angelo Castellano	Tucker Bradley	Dairon Blanco	Tyler Gentry	Brewer Hicklen
5/26	@ St. Paul	W, 6-4	Drew Parrish	Jakson Reetz	Logan Porter	Clay Dungan	Nick Loftin	Angelo Castellano	Samad Taylor	Nate Eaton	Dairon Blanco	Brewer Hicklen
5/27	@ St. Paul	W, 14-1	Jonathan Heasley	Logan Porter	Greyson Jenista	Samad Taylor	Johan Camargo	Angelo Castellano	Dairon Blanco	Nate Eaton	Tyler Gentry	Tucker Bradley
5/28	@ St. Paul	L, 10-6	Max Castillo	Jakson Reetz	CJ Alexander	Johan Camargo	Nick Loftin	Clay Dungan	Brewer Hicklen	Samad Taylor	Tyler Gentry	Nate Eaton
5/30	MEMPHIS	W, 7-6	Anthony Veneziانو	Logan Porter	CJ Alexander	Samad Taylor	Johan Camargo	Johan Camargo	Dairon Blanco	Nate Eaton	Tyler Gentry	Brewer Hicklen
5/31	MEMPHIS	L, 9-4	Austin Cox	Logan Porter	Johan Camargo	Samad Taylor	Nate Eaton	Clay Dungan	Tucker Bradley	Dairon Blanco	Tyler Gentry	CJ Alexander
6/1	MEMPHIS	L, 12-6	Jonathan Heasley	Jakson Reetz	CJ Alexander	Nate Eaton	John Camargo	Angelo Castellano	Samad Taylor	Brewer Hicklen	Tyler Gentry	Dairon Blanco
6/2	MEMPHIS	W, 10-9 (10)	Drew Parrish	Logan Porter	CJ Alexander	Nate Eaton	Johan Camargo	Clay Dungan	Dairon Blanco	Brewer Hicklen	Tyler Gentry	Logan Porter
6/3	MEMPHIS	L, 4-2	Max Castillo	Jakson Reetz	Logan Porter	Samad Taylor	Nate Eaton	Angelo Castellano	Brewer Hicklen	Dairon Blanco	Tyler Gentry	Johan Camargo
6/4	MEMPHIS	L, 6-5	Anthony Veneziانو	Logan Porter	CJ Alexander	Samad Taylor	Johan Camargo	Clay Dungan	Tucker Bradley	Dairon Blanco	Nate Eaton	Tyler Gentry
6/7	@ Indianapolis	W, 4-2	Daniel Mengden	Jakson Reetz	Logan Porter	Johan Camargo	Nate Eaton	Angelo Castellano	Samad Taylor	Dairon Blanco	Tyler Gentry	Brewer Hicklen
6/8	@ Indianapolis	W, 15-7	Drew Parrish	Logan Porter	CJ Alexander	Samad Taylor	Clay Dungan	Angelo Castellano	Tucker Bradley	Brewer Hicklen	Tyler Gentry	Dairon Blanco
6/9	@ Indianapolis	W, 6-2	Max Castillo	Jakson Reetz	Logan Porter	Samad Taylor	Johan Camargo	Angelo Castellano	Brewer Hicklen	Dairon Blanco	Tyler Gentry	CJ Alexander
6/10	@ Indianapolis	W, 9-5	Anthony Veneziانو	Jakson Reetz	CJ Alexander	Samad Taylor	Johan Camargo	Clay Dungan	Tucker Bradley	Dairon Blanco	Tyler Gentry	Brewer Hicklen
6/13	COLUMBUS	W, 6-5	Jonathan Heasley	Jakson Reetz	Logan Porter	Samad Taylor	Johan Camargo	Angelo Castellano	John Rave	Kyle Isbel	Tyler Gentry	Brewer Hicklen
6/14	COLUMBUS	W, 6-1	Alec Marsh	Logan Porter	Johan Camargo	Samad Taylor	Jermaine Palacios	Tucker Bradley	John Rave	Tyler Gentry	Matt Beatty	Brewer Hicklen
6/15	COLUMBUS	W, 4-2	Max Castillo	Logan Porter	Matt Beatty	Samad Taylor	Angelo Castellano	Jermaine Palacios	John Rave	Kyle Isbel	Tyler Gentry	Brewer Hicklen
6/16	COLUMBUS	W, 4-1	Anthony Veneziانو	Logan Porter	Logan Porter	Clay Dungan	Angelo Castellano	Adeiny Hechavarria	John Rave	Kyle Isbel	Tyler Gentry	Brewer Hicklen
6/18	COLUMBUS	W, 13-4	Drew Parrish	Logan Porter	Matt Beatty	Clay Dungan	Angelo Castellano	Adeiny Hechavarria	Tucker Bradley	Nate Eaton	Tyler Gentry	Brewer Hicklen
6/18	COLUMBUS	W, 6-4	James McArthur	Logan Porter	Logan Porter	Nate Eaton	Jermaine Palacios	Angelo Castellano	John Rave	Kyle Isbel	Tyler Gentry	Brewer Hicklen
6/20	@ Rochester	L, 5-4	Alec Marsh	Logan Porter	Angelo Castellano	Nate Eaton	Clay Dungan	Adeiny Hechavarria	John Rave	Kyle Isbel	Tyler Gentry	Brewer Hicklen
6/21	@ Rochester	W, 7-3	Max Castillo	Logan Porter	Logan Porter	Clay Dungan	Jermaine Palacios	Adeiny Hechavarria	Tucker Bradley	Nate Eaton	Tyler Gentry	Brewer Hicklen
6/22	@ Rochester	W, 8-4	Jonathan Bowlan	Logan Porter	Angelo Castellano	Clay Dungan	Jermaine Palacios	Adeiny Hechavarria	Tucker Bradley	Kyle Isbel	Tyler Gentry	Brewer Hicklen
6/23	@ Rochester	W, 4-2	Anthony Veneziانو	Logan Porter	Angelo Castellano	Clay Dungan	Jermaine Palacios	Adeiny Hechavarria	Tucker Bradley	Kyle Isbel	Tyler Gentry	Brewer Hicklen
6/24	@ Rochester	L, 3-2	Brewer Hicklen	Kyle Isbel	Tyler Gentry	Logan Porter	John Rave	Adeiny Hechavarria	Jermaine Palacios	Jose Briceño	Angelo Castellano	Brewer Hicklen
6/25	@ Rochester	W, 7-3	Alec Marsh	Logan Porter	Paxton Wallace	Clay Dungan	Jermaine Palacios	Adeiny Hechavarria	Tucker Bradley	John Rave	Tyler Gentry	Kyle Isbel
6/28	IOWA	L, 9-2	Angel Zerpa	Logan Porter	Angelo Castellano	Nate Eaton	Clay Dungan	Adeiny Hechavarria	Tucker Bradley	John Rave	Tyler Gentry	Brewer Hicklen
6/30	IOWA	W, 8-9	Ryan Yarbrough	Logan Porter	Angelo Castellano	Nate Eaton	Clay Dungan	Adeiny Hechavarria	Tucker Bradley	John Rave	Tyler Gentry	Brewer Hicklen
7/1	IOWA	L, 6-5	Max Castillo	Logan Porter	Jermaine Palacios	Michael Massey	Nate Eaton	Angelo Castellano	Tucker Bradley	John Rave	Tyler Gentry	Brewer Hicklen
7/2 [61]	IOWA	W, 11-1 (7)	Brad Keller	Jose Briceño	Angelo Castellano	Michael Massey	Clay Dungan	Adeiny Hechavarria	Tucker Bradley	Nate Eaton	John Rave	Brewer Hicklen
7/2 [62]	IOWA	L, 6-2 (7)	Cole Ragans	Logan Porter	Paxton Wallace	Clay Dungan	Jermaine Palacios	Angelo Castellano	John Rave	Nate Eaton	Tyler Gentry	Tucker Bradley
7/3	IOWA											
7/4	@ Gwinnett											
7/5	@ Gwinnett											
7/6	@ Gwinnett											
7/7	@ Gwinnett											
7/8	@ Gwinnett											
7/9	@ Gwinnett											
7/14	INDIANAPOLIS											
7/15	INDIANAPOLIS											
7/16	INDIANAPOLIS											
7/18	ST. PAUL											
7/19	ST. PAUL											
7/20	ST. PAUL											
7/21	ST. PAUL											
7/22	ST. PAUL											
7/23	ST. PAUL											
7/25	@ Columbus											
7/26	@ Columbus											
7/27	@ Columbus											
7/28	@ Columbus											
7/29	@ Columbus											
7/30	@ Columbus											
8/1	@ Louisville											
8/2	@ Louisville											
8/3	@ Louisville											
8/4	@ Louisville											
8/5	@ Louisville											
8/6	@ Louisville											
8/8	IOWA											
8/9	IOWA											
8/10	IOWA											
8/11	IOWA											
8/12	IOWA											
8/13	IOWA											
8/15	@ Toledo											
8/16	@ Toledo											
8/17	@ Toledo											
8/18	@ Toledo											
8/19	@ Toledo											
8/20	@ Toledo											
8/22	ST. PAUL											
8/23	ST. PAUL											
8/24	ST. PAUL											
8/25	ST. PAUL											
8/26	ST. PAUL											
8/27	ST. PAUL											
8/29	LOUISVILLE											
8/30	LOUISVILLE											
8/31	LOUISVILLE											
9/1	LOUISVILLE											
9/2	LOUISVILLE											
9/3	LOUISVILLE											
9/5	@ Iowa											
9/6	@ Iowa											
9/7	@ Iowa											
9/8	@ Iowa											
9/9	@ Iowa											
9/10	@ Iowa											
9/12	INDIANAPOLIS											
9/13	INDIANAPOLIS											



DATE	OPPONENT	RESULT	1	2	3	4	5	6	7	8	9
3/31	@ Indianapolis	W, 8-6	Samad Taylor	Maikel Garcia	Nick Pratto	Tyler Gentry	CJ Alexander	Nick Loftin	Freddy Fermin	Dairon Blanco	Tucker Bradley
4/1	@ Indianapolis	W, 8-3	Samad Taylor	Maikel Garcia	Nick Pratto	Tyler Gentry	Nick Loftin	CJ Alexander	Freddy Fermin	Angelo Castellano	Tucker Bradley
4/4	TOLEDO	L, 9-2	Samad Taylor	Maikel Garcia	Nick Pratto	Tyler Gentry	Nick Loftin	CJ Alexander	Freddy Fermin	Dairon Blanco	Tucker Bradley
4/5	TOLEDO	L, 7-6	Samad Taylor	Maikel Garcia	Tyler Gentry	Logan Porter	Nick Loftin	Jackson Reetz	Freddy Fermin	Dairon Blanco	Angelo Castellano
4/6	TOLEDO	L, 8-5	Samad Taylor	Maikel Garcia	Tyler Gentry	Logan Porter	Nick Loftin	CJ Alexander	Freddy Fermin	Dairon Blanco	Tucker Bradley
4/7	TOLEDO	W, 9-4	Samad Taylor	Maikel Garcia	Tyler Gentry	Logan Porter	CJ Alexander	Freddy Fermin	Dairon Blanco	Tucker Bradley	Angelo Castellano
4/9	TOLEDO	W, 13-8	Samad Taylor	Maikel Garcia	Nick Pratto	Tyler Gentry	CJ Alexander	Freddy Fermin	Dairon Blanco	Tucker Bradley	Angelo Castellano
4/11	TOLEDO	L, 8-2	Samad Taylor	Maikel Garcia	Tyler Gentry	CJ Alexander	Nick Pratto	Logan Porter	Dairon Blanco	Jackson Reetz	Angelo Castellano
4/13	@ Iowa	W, 9-6	Samad Taylor	Maikel Garcia	Tyler Gentry	Nick Loftin	Nick Loftin	Logan Porter	Freddy Fermin	Dairon Blanco	Tucker Bradley
4/13	@ Iowa	W, 10-6	Samad Taylor	Maikel Garcia	Nick Pratto	Tyler Gentry	Nick Loftin	CJ Alexander	Freddy Fermin	Dairon Blanco	Tucker Bradley
4/13	@ Iowa	L, 9-3	Samad Taylor	Maikel Garcia	Tyler Gentry	Nick Pratto	Nick Loftin	CJ Alexander	Freddy Fermin	Angelo Castellano	Tucker Bradley
4/14	@ Iowa	W, 11-8	Samad Taylor	Maikel Garcia	Tyler Gentry	Logan Porter	Nick Loftin	CJ Alexander	Freddy Fermin	Dairon Blanco	Angelo Castellano
4/18	WINNETT	L, 4-1	Samad Taylor	Maikel Garcia	Tyler Gentry	Nick Pratto	Nick Loftin	Logan Porter	Freddy Fermin	CJ Alexander	Angelo Castellano
4/19	WINNETT	L, 6-2	Samad Taylor	Maikel Garcia	Nick Loftin	Tyler Gentry	Nick Pratto	Logan Porter	Freddy Fermin	Angelo Castellano	Tucker Bradley
4/20	WINNETT	L, 9-3	Samad Taylor	Maikel Garcia	Tyler Gentry	Nick Pratto	Logan Porter	Nick Loftin	Freddy Fermin	Dairon Blanco	Angelo Castellano
4/21	WINNETT	L, 7-3	Samad Taylor	Maikel Garcia	Tyler Gentry	Nick Pratto	Nick Loftin	CJ Alexander	Jackson Reetz	Tucker Bradley	Angelo Castellano
4/22	WINNETT	L, 5-2	Samad Taylor	Maikel Garcia	Tyler Gentry	Nick Pratto	Nick Loftin	CJ Alexander	Logan Porter	Dairon Blanco	Angelo Castellano
4/23	WINNETT	W, 5-3	Dairon Blanco	Maikel Garcia	Tyler Gentry	Nick Pratto	Nick Loftin	CJ Alexander	Jackson Reetz	Tucker Bradley	Angelo Castellano
4/25	@ Nashville	L, 8-3	Samad Taylor	Maikel Garcia	Tyler Gentry	Nick Pratto	Nick Loftin	CJ Alexander	Jackson Reetz	Dairon Blanco	Tucker Bradley
4/25	@ Nashville	L, 5-0	Samad Taylor	Maikel Garcia	Tyler Gentry	Nick Loftin	Nick Loftin	CJ Alexander	Dairon Blanco	Brewer Hicklen	Angelo Castellano
4/27	@ Nashville	W, 2-1	Samad Taylor	Maikel Garcia	Tyler Gentry	Nick Pratto	Nick Loftin	Nate Eaton	CJ Alexander	Jackson Reetz	Dairon Blanco
4/28	@ Nashville	L, 4-3	Samad Taylor	Maikel Garcia	Tyler Gentry	Logan Porter	Nate Eaton	Brewer Hicklen	Dairon Blanco	CJ Alexander	Angelo Castellano
4/29	@ Nashville	L, 6-5 (10)	Samad Taylor	Maikel Garcia	Nate Eaton	Nick Loftin	Freddy Fermin	CJ Alexander	Freddy Fermin	Tucker Bradley	Angelo Castellano
5/2	LOUISVILLE	W, 10-5	Samad Taylor	Maikel Garcia	Tyler Gentry	Freddy Fermin	Nick Loftin	Logan Porter	Nate Eaton	Brewer Hicklen	Dairon Blanco
5/3	LOUISVILLE	L, 7-4	Samad Taylor	Nate Eaton	Tyler Gentry	Nick Loftin	Nick Loftin	CJ Alexander	Brewer Hicklen	Tucker Bradley	Angelo Castellano
5/4	LOUISVILLE	L, 12-10	Samad Taylor	CJ Alexander	Tyler Gentry	Frankmil Reyes	Nick Loftin	Logan Porter	Brewer Hicklen	Tucker Bradley	Angelo Castellano
5/4	LOUISVILLE	W, 6-2	Samad Taylor	Nick Loftin	Tyler Gentry	Frankmil Reyes	Logan Porter	Brewer Hicklen	Jackson Reetz	Clay Dungan	Angelo Castellano
5/6	LOUISVILLE	W, 11-9	Samad Taylor	Nick Loftin	Tyler Gentry	Frankmil Reyes	Logan Porter	CJ Alexander	Dairon Blanco	Tucker Bradley	Angelo Castellano
5/7	LOUISVILLE	L, 4-3	Samad Taylor	Nick Loftin	Tyler Gentry	Frankmil Reyes	Logan Porter	Jackson Reetz	Dairon Blanco	Brewer Hicklen	Angelo Castellano
5/9	@ Scranton/WB	L, 14-2	Drew Waters	Samad Taylor	Tyler Gentry	Logan Porter	Nick Loftin	CJ Alexander	Brewer Hicklen	Tucker Bradley	Clay Dungan
5/10	@ Scranton/WB	W, 4-3	Drew Waters	Nick Loftin	Tyler Gentry	Logan Porter	Brewer Hicklen	Jackson Reetz	Dairon Blanco	Clay Dungan	Angelo Castellano
5/10	@ Scranton/WB	W, 4-3 (11)	Drew Waters	Samad Taylor	Nick Loftin	Tyler Gentry	Brewer Hicklen	CJ Alexander	Dairon Blanco	Tucker Bradley	Angelo Castellano
5/12	@ Scranton/WB	W, 3-2	Drew Waters	Samad Taylor	Tyler Gentry	CJ Alexander	Jackson Reetz	Tucker Bradley	Dairon Blanco	Clay Dungan	Angelo Castellano
5/13	@ Scranton/WB	L, 8-6	Drew Waters	Samad Taylor	Tyler Gentry	Logan Porter	Nick Loftin	CJ Alexander	Brewer Hicklen	Dairon Blanco	Angelo Castellano
5/14	@ Scranton/WB	W, 6-3	Samad Taylor	Nick Loftin	Tyler Gentry	CJ Alexander	Jackson Reetz	Brewer Hicklen	Tucker Bradley	Dairon Blanco	Clay Dungan
5/17	TOLEDO	W, 16-8	Drew Waters	Nicky Lopez	Samad Taylor	Tyler Gentry	Johan Camargo	Nick Loftin	Logan Porter	CJ Alexander	Angelo Castellano
5/18	TOLEDO	W, 9-0	Drew Waters	Nicky Lopez	Samad Taylor	Tyler Gentry	CJ Alexander	Nick Loftin	Logan Porter	Brewer Hicklen	Tucker Bradley
5/19	TOLEDO	W, 9-1	Drew Waters	Nicky Lopez	Samad Taylor	Tyler Gentry	CJ Alexander	Nick Loftin	Logan Porter	Dairon Blanco	Angelo Castellano
5/20	TOLEDO	L, 4-1	Drew Waters	Nicky Lopez	Samad Taylor	Tyler Gentry	CJ Alexander	Nick Loftin	Logan Porter	Jackson Reetz	Angelo Castellano
5/21	@ St. Paul	W, 8-4	Drew Waters	Samad Taylor	Nick Loftin	Tyler Gentry	Brewer Hicklen	Jackson Reetz	Dairon Blanco	Tucker Bradley	Angelo Castellano
5/21	@ St. Paul	W, 6-1	Drew Waters	Samad Taylor	Nick Loftin	Tyler Gentry	Logan Porter	Greyson Jenista	Dairon Blanco	Clay Dungan	Angelo Castellano
5/24	@ St. Paul	L, 6-5	Drew Waters	Samad Taylor	Nick Loftin	Tyler Gentry	Logan Porter	Brewer Hicklen	Dairon Blanco	Jackson Reetz	Angelo Castellano
5/24	@ St. Paul	L, 8-6	Samad Taylor	Nick Loftin	Tyler Gentry	Logan Porter	Greyson Jenista	Dairon Blanco	Brewer Hicklen	Angelo Castellano	Tucker Bradley
5/26	@ St. Paul	W, 6-4	Samad Taylor	Nate Eaton	Tyler Gentry	Logan Porter	Brewer Hicklen	Dairon Blanco	Jackson Reetz	Clay Dungan	Angelo Castellano
5/26	@ St. Paul	L, 6-1	Samad Taylor	Nate Eaton	Tyler Gentry	Logan Porter	Dairon Blanco	Greyson Jenista	Johan Camargo	Angelo Castellano	Tucker Bradley
5/28	@ St. Paul	L, 10-6	Samad Taylor	Nate Eaton	Tyler Gentry	Nick Loftin	CJ Alexander	Brewer Hicklen	Johan Camargo	Jackson Reetz	Clay Dungan
5/30	MEMPHIS	W, 7-6	Samad Taylor	Nate Eaton	Tyler Gentry	Nick Loftin	Logan Porter	Dairon Blanco	CJ Alexander	Johan Camargo	Brewer Hicklen
5/31	MEMPHIS	L, 9-4	Samad Taylor	Nate Eaton	Tyler Gentry	CJ Alexander	Johan Camargo	Dairon Blanco	Dairon Blanco	Clay Dungan	Tucker Bradley
6/1	MEMPHIS	L, 12-6	Samad Taylor	Nate Eaton	Tyler Gentry	CJ Alexander	Johan Camargo	Dairon Blanco	Dairon Blanco	Brewer Hicklen	Angelo Castellano
6/2	MEMPHIS	W, 10-9 (10)	Dairon Blanco	Nate Eaton	Tyler Gentry	CJ Alexander	Johan Camargo	Logan Porter	Brewer Hicklen	Clay Dungan	Tucker Bradley
6/3	MEMPHIS	L, 4-2	Dairon Blanco	Samad Taylor	Tyler Gentry	Johan Camargo	Nate Eaton	Logan Porter	Jackson Reetz	Brewer Hicklen	Angelo Castellano
6/4	MEMPHIS	L, 6-5	Dairon Blanco	Samad Taylor	Tyler Gentry	Johan Camargo	Nate Eaton	Logan Porter	CJ Alexander	Clay Dungan	Tucker Bradley
6/7	@ Indianapolis	W, 4-2	Dairon Blanco	Samad Taylor	Tyler Gentry	Johan Camargo	Nate Eaton	Logan Porter	Brewer Hicklen	Jackson Reetz	Angelo Castellano
6/8	@ Indianapolis	W, 9-7	Dairon Blanco	Samad Taylor	Tyler Gentry	Johan Camargo	Nate Eaton	Logan Porter	CJ Alexander	Clay Dungan	Tucker Bradley
6/8	@ Indianapolis	W, 15-7	Dairon Blanco	Samad Taylor	Tyler Gentry	Logan Porter	CJ Alexander	Brewer Hicklen	Clay Dungan	Angelo Castellano	Tucker Bradley
6/9	@ Indianapolis	W, 6-2	Dairon Blanco	Samad Taylor	Tyler Gentry	Johan Camargo	Logan Porter	CJ Alexander	Jackson Reetz	Brewer Hicklen	Angelo Castellano
6/10	@ Indianapolis	W, 9-3	Dairon Blanco	Samad Taylor	Tyler Gentry	Johan Camargo	CJ Alexander	Jackson Reetz	Brewer Hicklen	Clay Dungan	Tucker Bradley
6/13	COLUMBUS	W, 6-5	Samad Taylor	Kyle Isbel	Tyler Gentry	Johan Camargo	Logan Porter	Brewer Hicklen	Jackson Reetz	John Rave	Angelo Castellano
6/14	COLUMBUS	W, 6-1	Samad Taylor	John Rave	Tyler Gentry	Johan Camargo	Logan Porter	Matt Beaty	Clay Dungan	Jermaine Palacios	Tucker Bradley
6/15	COLUMBUS	W, 4-2	Samad Taylor	Kyle Isbel	Tyler Gentry	Matt Beaty	Logan Porter	John Rave	Brewer Hicklen	Jermaine Palacios	Angelo Castellano
6/16	COLUMBUS	W, 4-1	Brewer Hicklen	Kyle Isbel	Tyler Gentry	Logan Porter	Johan Camargo	Jose Briceño	Brewer Hicklen	Clay Dungan	Angelo Castellano
6/17	COLUMBUS	W, 13-4	Nate Eaton	John Rave	Tyler Gentry	Matt Beaty	Logan Porter	Clay Dungan	Adeney Hechavarria	Angelo Castellano	Tucker Bradley
6/18	COLUMBUS	W, 6-4	Nate Eaton	Kyle Isbel	Tyler Gentry	Logan Porter	Johan Camargo	Brewer Hicklen	Jermaine Palacios	Jose Briceño	Angelo Castellano
6/20	@ Rochester	L, 5-4	Nate Eaton	Kyle Isbel	Tyler Gentry	Logan Porter	Johan Camargo	Brewer Hicklen	Clay Dungan	Adeney Hechavarria	Angelo Castellano
6/21	@ Rochester	W, 7-3	Brewer Hicklen	Clay Dungan	Tyler Gentry	Logan Porter	Nate Eaton	Jermaine Palacios	Adeney Hechavarria	Jose Briceño	Tucker Bradley
6/22	@ Rochester	W, 8-4	Brewer Hicklen	Kyle Isbel	Tyler Gentry	Nate Eaton	Clay Dungan	Jermaine Palacios	Adeney Hechavarria	Angelo Castellano	Tucker Bradley
6/23	@ Rochester	W, 4-2	Brewer Hicklen	Kyle Isbel	Tyler Gentry	Clay Dungan	Jermaine Palacios	Adeney Hechavarria	Adeney Hechavarria	Angelo Castellano	Tucker Bradley
6/24	@ Rochester	L, 3-2	Brewer Hicklen	Kyle Isbel	Tyler Gentry	Logan Porter	John Rave	Adeney Hechavarria	Jermaine Palacios	Jose Briceño	Angelo Castellano
6/25	@ Rochester	W, 7-3	John Rave	Kyle Isbel	Tyler Gentry	Logan Porter	Clay Dungan	Adeney Hechavarria	Jermaine Palacios	Paxton Wallace	Tucker Bradley
6/28	IOWA	L, 9-2	Brewer Hicklen	John Rave	Logan Porter	Nate Eaton	Tucker Bradley	Tyler Gentry	Adeney Hechavarria	Clay Dungan	Angelo Castellano
6/30	IOWA	W, 8-3	Brewer Hicklen	John Rave	Logan Porter	Nate Eaton	Tucker Bradley	Tyler Gentry	Adeney Hechavarria	Clay Dungan	Angelo Castellano
7/2 [61]	IOWA	L, 6-5	Brewer Hicklen	Michael Massey	John Rave	Tyler Gentry	Tucker Bradley	Nate Eaton	Jermaine Palacios	Jose Briceño	Angelo Castellano
7/2 [62]	IOWA	W, 11-1 (7)	Brewer Hicklen	Michael Massey	John Rave	Nate Eaton	Tucker Bradley	Adeney Hechavarria	Clay Dungan	Jose Briceño	Angelo Castellano
7/3	IOWA	L, 6-2 (7)	John Rave	Tucker Bradley	Logan Porter	Nate Eaton	Tyler Gentry	Clay Dungan	Jermaine Palacios	Paxton Wallace	Angelo Castellano
7/4	IOWA										
7/5	@ Gwinnett										
7/6	@ Gwinnett										
7/7	@ Gwinnett										
7/8	@ Gwinnett										
7/9	@ Gwinnett										
7/14	INDIANAPOLIS										
7/15	INDIANAPOLIS										
7/16	INDIANAPOLIS										
7/18	ST. PAUL										
7/19	ST. PAUL										
7/20	ST. PAUL										
7/21	ST. PAUL										
7/22	ST. PAUL										
7/23	ST. PAUL										
7/25	@ Columbus										
7/26	@ Columbus										
7/27	@ Columbus										
7/28	@ Columbus										
7/29	@ Columbus										
7/30	@ Columbus										
8/1	@ Louisville										
8/2	@ Louisville										
8/3	@ Louisville										
8/4	@ Louisville										
8/5	@ Louisville										
8/6	@ Louisville										
8/8	IOWA										
8/9	IOWA										
8/10	IOWA										
8/11	IOWA										
8/12	IOWA										
8/13	IOWA										
8/15	@ Toledo										
8/16	@ Toledo										
8/17	@ Toledo										
8/18	@ Toledo										
8/19	@ Toledo										
8/20	@ Toledo										
8/22	ST. PAUL										
8/23	ST. PAUL										
8/24	ST. PAUL										
8/25	ST. PAUL										
8/26	ST. PAUL										
8/27	ST. PAUL										
8/29	LOUISVILLE										
8/30	LOUISVILLE										
8/31	LOUISVILLE										
9/1	LOUISVILLE										
9/2	LOUISVILLE										
9/3	@ Iowa										
9/5	@ Iowa										
9/6	@ Iowa										
9/7	@ Iowa										
9/8	@ Iowa										
9/10	@ Iowa										
9/12	INDIANAPOLIS										
9/13	INDIANAPOLIS										
9/14	INDIANAPOLIS										
9/15	INDIANAPOLIS										
9/16	INDIANAPOLIS										
9/17	INDIANAPOLIS										
9/19	@ Columbus										
9/20	@ Columbus										
9/21	@ Columbus										
9/22	@ Columbus										
9/23	@ Columbus										
9/24	@ Columbus										

DATE	OPPONENT	RESULT	IP	H	R	ER	BB	SO	2B	3B	HR	TB	AVG	WHIP	WP	BK	HB	GIDP	IBB	TBF	SV	SVO	ERA (SEASON)
3/31	@ Indianapolis	W 8-6	9.0	11	6	6	2	7	4	0	1	18	(.297)	(1.44)	0	1	2	1	0	40	1	0	6.00
4/1	@ Indianapolis	W 12-1	9.0	5	1	1	2	8	4	0	0	6	(.185)	(0.78)	0	1	1	5	0	31	0	0	3.50
4/2	@ Indianapolis	W 8-3	9.0	11	3	3	5	10	1	1	1	17	(.314)	(1.78)	0	0	0	3	0	40	0	0	3.33
4/4	TOLEDO	L 9-2	9.0	12	9	9	4	8	6	0	3	27	(.324)	(1.78)	0	0	0	0	0	41	0	0	4.75
4/5	TOLEDO	L 7-6	9.0	12	7	6	5	10	3	0	1	18	(.316)	(1.89)	1	0	0	2	0	43	0	1	5.00
4/6	TOLEDO	L 8-5	9.0	10	8	8	8	12	3	0	3	22	(.286)	(2.00)	0	0	0	1	0	44	0	0	5.50
4/7	TOLEDO	W 9-4	9.0	9	4	4	5	8	0	2	1	16	(.250)	(1.56)	1	0	1	0	0	42	0	0	5.29
4/8	TOLEDO	W 13-8	9.0	13	8	7	4	8	2	0	0	15	(.317)	(1.89)	0	1	2	1	0	47	0	0	5.56
4/9	TOLEDO	L 8-2	9.0	13	8	6	4	10	2	0	3	24	(.317)	(1.89)	0	0	1	1	0	46	0	0	5.56
4/11	@ Iowa	W 9-6	8.0	7	9	9	7	10	3	0	0	16	(.266)	(1.75)	0	0	1	0	0	39	0	0	5.97
4/12	@ Iowa	W 10-6	9.0	8	6	6	2	10	2	1	2	18	(.235)	(1.11)	0	0	1	1	0	37	0	0	5.97
4/13	@ Iowa	L 14-1	8.0	15	14	12	4	8	7	0	2	28	(.375)	(2.38)	0	0	2	0	0	46	0	0	6.54
4/14	@ Iowa	W 11-8	9.0	11	8	7	4	14	2	0	2	19	(.297)	(1.67)	1	0	2	0	1	45	1	1	6.57
4/18	GWINNETT	L 4-1	9.0	7	4	4	6	9	0	1	0	8	(.207)	(1.33)	0	0	0	0	0	39	0	0	6.39
4/19	GWINNETT	L 6-2	9.0	10	6	6	9	3	0	2	1	19	(.286)	(1.22)	0	0	0	1	0	36	0	0	6.39
4/20	GWINNETT	L 9-3	9.0	10	9	6	5	7	1	1	1	16	(.286)	(1.67)	2	0	0	1	0	41	0	0	6.34
4/21	GWINNETT	L 7-3	9.0	11	7	4	4	8	4	0	1	18	(.297)	(1.67)	4	1	0	2	0	42	0	0	6.20
4/22	GWINNETT	L 5-2	9.0	10	5	4	5	5	1	0	0	14	(.294)	(1.67)	0	0	2	1	0	42	0	0	6.08
4/23	GWINNETT	W 6-5	9.0	8	3	3	7	2	0	0	0	10	(.229)	(1.22)	2	0	0	1	0	39	1	1	5.91
4/25	@ Nashville	L 8-3	8.0	11	8	8	3	5	2	1	2	21	(.333)	(1.75)	0	0	0	0	0	38	0	0	6.05
4/26	@ Nashville	L 5-0	8.0	11	5	5	3	5	3	0	1	17	(.333)	(1.75)	0	0	0	0	0	37	0	0	6.03
4/27	@ Nashville	W 7-1	9.0	6	1	1	3	5	10	1	0	7	(.200)	(1.22)	0	0	0	1	0	36	1	1	5.80
4/28	@ Nashville	L 4-3	8.2	7	4	4	4	7	1	0	0	8	(.233)	(1.27)	0	0	0	3	0	34	0	1	5.68
4/29	@ Nashville	L 6-5 (10)	9.1	13	6	5	7	7	2	0	0	18	(.325)	(1.89)	0	0	1	0	0	48	0	1	5.68
4/30	@ Nashville	W 10-6	9.0	9	6	6	5	9	1	0	1	13	(.257)	(1.56)	3	0	1	0	0	42	0	1	5.66
5/2	LOUISVILLE	L 10-4	9.0	14	10	10	5	8	1	0	1	18	(.368)	(2.11)	3	0	0	0	0	45	0	0	5.83
5/3	LOUISVILLE	L 7-4	9.0	11	7	6	4	10	0	0	3	20	(.306)	(1.67)	0	0	1	1	0	41	0	0	5.84
5/4	LOUISVILLE	L 12-10	9.0	13	12	10	3	12	6	0	1	34	(.333)	(1.89)	0	0	0	1	1	43	0	0	5.84
5/5	LOUISVILLE	W 6-2	9.0	7	2	2	3	8	1	0	2	11	(.219)	(1.11)	0	0	0	0	0	36	1	1	5.85
5/6	LOUISVILLE	W 11-9	9.0	13	9	9	3	9	4	0	2	23	(.342)	(1.78)	0	0	1	0	0	42	1	1	5.95
5/7	LOUISVILLE	L 4-3	9.0	6	4	4	7	10	2	0	1	11	(.188)	(1.44)	1	1	0	0	0	39	0	0	5.89
5/9	@ Scranton/WB	L 14-2	8.0	18	14	13	5	6	4	0	4	34	(.486)	(2.88)	0	0	2	4	0	45	0	0	6.14
5/10	@ Scranton/WB	L 4-3	8.0	4	4	4	8	9	4	0	1	8	(.160)	(1.50)	0	0	1	2	0	34	0	0	6.00
5/11	@ Scranton/WB	W 4-3 (11)	11.0	8	3	3	6	15	3	0	0	11	(.216)	(1.27)	1	0	1	1	2	44	0	1	5.96
5/12	@ Scranton/WB	W 3-2	9.0	4	2	2	5	8	0	0	1	7	(.133)	(1.00)	0	0	0	0	0	35	1	1	5.85
5/13	@ Scranton/WB	L 8-6	8.1	10	8	8	7	7	1	0	2	17	(.333)	(2.04)	1	0	1	2	0	38	0	1	5.92
5/14	@ Scranton/WB	L 9-4	9.0	9	3	3	5	13	1	0	2	16	(.250)	(1.56)	0	0	0	0	0	41	1	2	5.84
5/16	TOLEDO	W 6-2	9.0	12	9	7	3	11	3	0	3	24	(.308)	(1.67)	2	0	0	1	0	42	0	0	5.87
5/17	TOLEDO	W 16-8	9.0	14	8	8	2	14	2	0	3	25	(.341)	(1.78)	1	0	0	0	0	43	0	0	5.92
5/18	TOLEDO	W 9-0	9.0	3	0	0	4	7	2	0	0	4	(.107)	(0.78)	1	0	1	2	0	33	0	0	5.70
5/19	TOLEDO	W 9-1	9.0	6	1	0	4	7	2	0	0	8	(.188)	(1.11)	1	0	0	1	0	36	0	0	5.63
5/20	TOLEDO	L 4-1	9.0	5	4	4	8	9	1	0	5	17	(.279)	(1.44)	0	0	2	1	0	39	0	0	5.64
5/21	TOLEDO	W 8-4	9.0	15	4	4	1	6	6	0	2	27	(.385)	(1.78)	0	0	2	2	0	42	0	0	5.56
5/23	@ St. Paul	W 6-1	9.0	6	1	1	2	7	1	0	0	7	(.182)	(0.89)	0	0	0	0	0	35	0	0	5.45
5/24	@ St. Paul	L 6-5	8.0	9	6	6	6	13	2	1	0	11	(.273)	(1.88)	0	0	0	0	0	39	0	0	5.48
5/25	@ St. Paul	L 8-6	8.0	10	8	8	5	10	3	1	1	18	(.313)	(1.88)	0	0	1	1	0	38	0	0	5.48
5/26	@ St. Paul	W 6-4	9.0	8	4	4	7	7	0	0	1	12	(.250)	(1.67)	0	0	1	1	0	40	1	1	5.45
5/27	@ St. Paul	L 14-1	8.0	16	14	11	6	12	2	1	2	26	(.381)	(2.75)	0	0	0	0	0	48	0	0	5.58
5/28	@ St. Paul	L 10-6	8.0	9	10	6	3	7	1	0	2	16	(.290)	(1.50)	0	0	1	0	0	36	0	1	5.60
5/30	MEMPHIS	W 7-6	9.0	6	6	6	9	8	1	0	2	13	(.194)	(1.67)	0	0	0	1	0	41	0	1	5.61
5/31	MEMPHIS	L 9-4	9.0	11	9	7	4	10	1	0	6	30	(.282)	(1.67)	1	0	0	0	0	44	0	0	5.64
6/1	MEMPHIS	L 12-6	9.0	11	12	12	11	8	2	0	3	22	(.297)	(2.44)	0	0	0	1	0	48	0	0	5.76
6/2	MEMPHIS	W 10-9 (10)	10.0	12	9	7	7	10	2	0	1	17	(.300)	(1.90)	0	0	0	3	0	48	0	1	5.77
6/3	MEMPHIS	L 4-2	9.0	6	4	3	1	9	1	0	1	10	(.176)	(0.78)	2	0	0	0	0	35	0	0	5.72
6/4	MEMPHIS	L 6-5	9.0	9	6	6	7	11	2	1	0	13	(.257)	(1.78)	1	0	0	1	0	42	0	1	5.73
6/6	@ Indianapolis	W 9-7	9.0	7	2	2	6	12	0	0	1	9	(.219)	(1.44)	0	0	1	0	0	40	1	1	5.66
6/7	@ Indianapolis	W 15-7	9.0	10	7	7	4	13	3	1	1	18	(.286)	(1.56)	0	0	0	1	0	39	0	0	5.68
6/8	@ Indianapolis	W 6-2	9.0	11	7	7	8	7	3	0	1	17	(.306)	(2.11)	0	0	0	1	0	44	0	0	5.70
6/9	@ Indianapolis	W 6-2	9.0	8	2	2	1	12	1	0	1	12	(.216)	(1.00)	0	0	0	0	0	38	0	0	5.64
6/10	@ Indianapolis	W 9-5	9.0	9	5	5	10	11	1	0	9	24	(.292)	(2.00)	0	0	0	1	0	44	1	1	5.66
6/13	COLUMBUS	W 6-5	9.0	9	5	5	6	10	3	0	1	15	(.250)	(1.67)	1	0	1	0	0	43	1	2	5.62
6/14	COLUMBUS	W 6-1	9.0	4	1	1	6	11	0	0	0	4	(.133)	(1.11)	0	0	1	0	0	38	0	0	5.54
6/15	COLUMBUS	W 4-2	9.0	5	2	2	1	4	0	0	2	11	(.161)	(0.67)	0	0	1	1	0	33	1	0	5.49
6/16	COLUMBUS	W 4-1	9.0	6	1	1	3	6	0	0	0	6	(.194)	(1.00)	0	0	0	3	0	34	0	0	5.42
6/17	COLUMBUS	W 13-4	9.0	11	4	4	4	7	1	0	0	18	(.297)	(1.67)	1	0	0	1	0	41	0	0	5.39
6/18	COLUMBUS	W 6-4	9.0	6	4	4	5	9	2	1	0	10	(.194)	(1.22)	2	0	0	0	0	37	1	1	5.37
6/20	@ Rochester	L 5-4	8.0	7	5	5	5	13	1	0	1	11	(.233)	(1.50)	1	1	1	0	0	36	0	1	5.38
6/21	@ Rochester	W 7-3	9.0	7	3	2	2	8	1	0	1	11	(.219)	(1.00)	1	0	0	0	0	36	0	0	5.33
6/22	@ Rochester	W 8-4	9.0	8	4	4	5	7	1	0	3	18	(.229)	(1.44)	1	0	0	0	0	40	0	0	5.31
6/23	@ Rochester	W 4-2	9.0	5	2	1	5	7	1	1	0	8	(.167)	(1.11)	0	0	2	2	0	38	1	1	5.24
6/24	@ Rochester	L 3-2	8.1	9	3	3	5	8	4	0	1	16	(.273)	(1.68)	1	0	0</						

DATE	OPPONENT	RESULT	AB	R	H	TB	2B	3B	HR	XBH	RBI	BB	IBB	SO	SB	CS	HBP	SAC	SF	GIDP	LOB	AVG (SEASON)
3/31	@ Indianapolis	W 8-6	40	8	12	16	2	1	0	2	8	9	0	12	3	0	0	0	0	0	14	300
4/1	@ Indianapolis	W 12-1	42	12	16	24	2	1	0	2	12	9	0	10	3	0	0	0	0	2	11	341
4/2	@ Indianapolis	W 8-3	39	8	12	22	1	0	3	4	8	4	0	5	2	0	1	0	0	0	9	331
4/4	TOLEDO	L 9-2	29	2	6	12	1	0	1	3	2	4	0	7	0	0	0	0	0	4	6	307
4/5	TOLEDO	L 7-6	34	6	8	18	1	0	2	4	6	4	0	10	1	1	0	0	0	1	4	293
4/6	TOLEDO	L 8-5	32	6	7	15	0	1	2	3	3	3	0	12	2	1	0	0	0	1	4	282
4/7	TOLEDO	W 9-4	34	9	12	18	3	0	1	4	8	4	0	11	0	0	0	0	1	1	6	292
4/8	TOLEDO	W 13-8	36	13	12	26	2	0	4	6	13	5	0	9	0	0	0	0	0	0	4	297
4/9	TOLEDO	L 8-2	33	2	6	11	2	0	1	3	2	1	0	12	0	0	2	0	0	0	12	285
4/11	@ Iowa	W 9-6	38	6	10	20	4	0	2	6	6	1	0	6	0	0	0	0	0	0	6	283
4/12	@ Iowa	W 10-6	38	10	12	29	5	0	4	9	10	3	0	9	1	1	0	0	0	0	5	286
4/13	@ Iowa	L 14-1	31	1	6	12	3	0	1	4	1	1	0	4	0	0	0	0	0	1	4	279
4/14	@ Iowa	W 11-8	38	11	11	14	3	0	0	3	10	7	0	7	5	1	2	0	1	0	10	280
4/18	WINNETT	L 4-1	31	1	7	10	3	0	0	3	1	7	0	7	0	0	0	0	0	1	3	277
4/19	WINNETT	L 6-2	31	2	6	14	2	0	2	4	2	3	0	7	2	0	0	0	0	1	5	272
4/20	WINNETT	L 9-3	27	3	3	4	1	0	0	1	3	11	0	10	2	0	0	0	0	2	1	264
4/21	WINNETT	L 7-3	35	3	9	13	1	0	1	2	3	4	0	8	1	0	0	0	0	1	9	264
4/22	WINNETT	L 5-2	27	2	4	8	3	0	0	2	2	4	0	8	0	1	0	0	0	3	2	259
4/23	WINNETT	W 5-3	31	3	12	15	3	0	0	2	5	4	0	7	6	1	0	0	0	0	6	265
4/25	@ Nashville	L 8-3	29	3	5	6	1	0	0	1	3	3	0	12	0	0	1	0	0	2	3	261
4/26	@ Nashville	L 5-0	30	0	4	5	1	0	0	1	0	2	0	7	3	0	0	0	0	2	5	255
4/27	@ Nashville	W 2-1	33	2	4	13	2	0	1	3	2	2	0	11	2	1	0	0	0	1	3	255
4/28	@ Nashville	L 4-3	37	3	5	5	0	0	1	5	0	7	0	9	0	0	1	0	0	0	2	251
4/29	@ Nashville	L 6-5 (10)	30	5	8	15	4	0	1	5	4	4	0	9	3	0	0	0	0	4	2	248
4/30	@ Nashville	W 10-6	34	10	11	23	3	0	3	6	10	7	0	9	0	0	1	1	3	1	9	253
5/2	LOUISVILLE	L 10-4	33	4	6	9	1	0	0	2	4	7	0	10	0	1	1	0	0	1	10	250
5/3	LOUISVILLE	L 7-4	34	10	10	13	3	0	0	3	4	2	0	6	0	0	0	0	0	3	5	252
5/4	LOUISVILLE	L 12-10	40	10	11	17	4	0	1	8	8	6	0	10	6	0	0	0	0	1	9	253
5/5	LOUISVILLE	W 6-2	30	6	5	12	1	0	2	3	6	3	0	10	3	0	0	0	0	0	3	250
5/6	LOUISVILLE	W 11-9	31	11	12	16	1	0	1	2	10	6	0	6	2	1	4	1	1	0	8	254
5/7	LOUISVILLE	L 4-3	35	3	8	17	1	1	2	4	3	2	0	10	2	0	0	0	0	0	7	253
5/9	@ Scranton/WB	L 14-2	31	2	3	8	1	1	1	2	3	0	0	8	3	0	0	0	0	1	9	250
5/10	@ Scranton/WB	L 4-1	30	3	5	11	1	1	1	3	0	7	0	5	0	0	0	0	0	0	2	247
5/11	@ Scranton/WB	W 4-3 (11)	36	4	4	8	1	0	1	2	2	7	0	9	3	0	1	0	0	2	6	243
5/12	@ Scranton/WB	W 3-2	32	3	8	10	2	0	0	2	3	2	0	7	1	1	0	0	1	0	5	243
5/13	@ Scranton/WB	L 8-6	37	6	14	21	4	1	1	5	6	1	0	8	2	1	0	0	0	0	6	248
5/14	@ Scranton/WB	L 7-4	33	6	7	20	2	1	3	6	2	6	0	13	2	1	0	0	0	0	6	247
5/16	@ Scranton/WB	W 6-2	36	2	9	10	1	0	0	1	2	8	0	12	2	0	0	0	0	0	15	240
5/17	TOLEDO	W 16-8	41	16	18	34	7	0	3	10	15	5	0	9	3	0	2	0	0	1	8	253
5/18	TOLEDO	W 9-0	36	9	14	20	3	1	1	4	9	4	0	6	0	0	1	0	0	2	8	256
5/19	TOLEDO	W 9-1	32	9	12	18	4	1	0	5	8	8	0	7	5	1	0	0	0	1	9	259
5/20	TOLEDO	L 4-1	29	2	2	2	0	0	1	7	0	1	0	6	2	0	0	0	0	0	8	259
5/21	TOLEDO	W 8-4	35	8	12	28	2	1	4	7	7	6	0	6	2	0	0	0	0	1	9	257
5/23	@ St. Paul	W 6-1	35	6	10	18	5	0	1	6	6	4	0	11	0	0	0	0	1	2	7	258
5/24	@ St. Paul	L 6-5	38	5	11	15	1	0	1	2	5	6	0	12	1	1	0	0	0	1	12	259
5/25	@ St. Paul	L 8-6	36	6	10	16	3	0	1	4	6	7	0	6	6	0	0	0	0	1	12	259
5/26	@ St. Paul	W 4-4	32	6	8	9	1	0	0	1	3	8	0	7	7	1	0	0	0	2	8	259
5/27	@ St. Paul	L 14-1	28	1	6	9	0	0	0	1	1	7	0	8	0	2	1	0	0	4	8	258
5/28	@ St. Paul	L 10-6	34	6	11	12	1	1	0	1	5	3	0	5	2	0	0	0	0	4	4	260
5/30	MEMPHIS	W 7-6	34	7	12	24	4	1	0	2	7	3	0	5	0	0	1	0	0	1	6	261
5/31	MEMPHIS	L 9-4	37	4	9	9	0	0	0	0	3	1	0	10	3	0	1	0	0	1	8	261
6/1	MEMPHIS	L 12-6	34	6	9	20	2	0	3	5	6	6	0	10	1	0	1	0	0	2	8	261
6/2	MEMPHIS	W 10-9 (10)	40	10	13	20	4	0	1	5	9	3	0	8	4	1	0	2	1	0	8	263
6/3	MEMPHIS	L 4-2	31	2	6	7	1	0	0	1	1	6	0	11	0	0	0	0	0	1	8	261
6/4	MEMPHIS	L 6-5	37	5	12	13	1	0	0	1	4	6	0	8	2	0	0	0	0	2	11	263
6/6	@ Indianapolis	W 4-2	32	4	8	13	2	0	0	3	4	2	0	5	5	1	0	1	0	0	5	262
6/7	@ Indianapolis	W 9-7	33	9	10	16	3	0	1	4	9	10	0	7	5	0	1	0	2	2	10	263
6/8	@ Indianapolis	W 15-7	36	15	12	18	3	0	1	4	15	11	0	11	4	0	0	0	3	0	8	264
6/9	@ Indianapolis	W 6-2	39	6	13	19	3	0	1	4	6	0	0	8	2	0	1	0	0	1	7	266
6/10	@ Indianapolis	W 9-5	37	9	12	18	3	0	1	8	10	8	0	10	5	1	0	1	0	0	13	267
6/13	COLUMBUS	W 6-5	29	6	12	14	1	0	2	3	6	4	0	10	2	0	1	0	0	1	4	266
6/14	COLUMBUS	W 6-1	26	6	5	16	2	0	3	5	6	6	0	7	2	0	1	1	1	0	5	265
6/15	COLUMBUS	W 4-2	29	4	6	10	0	1	0	1	4	3	0	8	2	0	1	0	1	0	6	265
6/16	COLUMBUS	W 4-1	30	7	10	18	5	0	0	1	6	4	0	7	0	0	0	0	0	1	5	266
6/17	COLUMBUS	W 13-4	37	13	15	23	2	0	2	4	13	9	0	10	0	0	0	0	0	1	10	268
6/18	COLUMBUS	W 6-4	34	6	13	23	4	0	2	6	6	1	0	7	1	0	2	0	0	1	7	270
6/20	@ Rochester	L 5-4	31	4	7	8	1	0	0	1	4	7	0	10	0	2	0	0	1	1	8	269
6/21	@ Rochester	W 7-3	35	7	10	13	3	0	0	3	7	6	0	8	0	0	0	0	0	2	7	269
6/22	@ Rochester	W 8-4	37	8	11	16	2	0	1	3	7	3	0	12	2	0	0	0	1	0	6	270
6/23	@ Rochester	W 4-2	33	4	7	12	2	0	1	3	3	2	0	8	0	0	1	1	0	0	6	269
6/24	@ Rochester	L 3-2	30	2	5	11	1	1	1	3	2	6	0	11	1	0	0	1	0	1	8	268
6/25	@ Rochester	W 7-3	33	7	9	10	1	0	0	1	6	7	0	10	3	1	0	0	2	1	5	268
6/28	IOWA	L 9-2	30	2	5	6	1	0	0	1	2	3	0	9	1	0	0	0	1	0	1	267
6/29	IOWA	W 8-3	34	8	12	28	5	1	3	9	8	7	0	1	2	0	0	0	0	0	11	268
6/30	IOWA	L 6-5	37	5	9	12	3	0	0	3	3	4	0	12	1	0	1	0	0	1	10	267
7/2 [G1]	IOWA	W 11-1 (7)	31	11	16	27	5	0	2	7	11	3	0	7	0	0	1	0	0	2	6	270
7/2 [G2]	IOWA	L 6-2 (7)	26	2	6	11	2	0	1	3	1	0	0	7	1							



### HITTING

SERIES	OPPONENT	DATES	AVG	G	AB	R	H	TB	2B	3B	HR	RBI	BB	IBB	SO	SB	CS	OBP	SLG	OPS	PA	SAC	SF	HBP	GIDP
SERIES 1	@ Indianapolis	3/31 - 4/2	.331	3	121	28	40	62	5	1	5	28	19	0	27	10	0	.420	.512	.932	143	0	2	1	0
SERIES 2	TOLEDO	4/4 - 4/9	.258	6	198	37	51	100	9	2	12	34	28	0	61	5	2	.355	.505	.860	231	0	2	3	7
SERIES 3	@ Iowa	4/11 - 4/16	.269	4	145	28	39	75	15	0	7	27	12	0	26	6	2	.335	.517	.852	161	0	1	3	1
SERIES 4	GWINNETT	4/18 - 4/23	.225	6	182	16	41	64	11	0	4	16	29	0	50	11	3	.330	.352	.682	215	0	3	1	7
SERIES 5	@ Nashville	4/25 - 4/30	.212	6	193	23	41	67	11	0	5	21	20	0	52	11	1	.292	.347	.639	220	1	3	3	9
SERIES 6	LOUISVILLE	5/2 - 5/7	.256	6	203	38	52	84	10	2	6	35	24	0	48	13	2	.349	.414	.763	236	1	2	6	4
SERIES 7	@ Scranton/WB	5/9 - 5/14	.211	6	199	24	42	78	11	2	7	20	20	0	50	12	4	.290	.392	.682	224	0	2	3	3
SERIES 8	TOLEDO	5/16 - 5/21	.321	6	209	45	67	112	17	2	8	42	38	0	56	14	1	.433	.536	.969	252	0	1	4	5
SERIES 9	@ St. Paul	5/23 - 5/28	.276	6	203	30	56	79	11	0	4	26	35	0	49	16	4	.391	.389	.780	243	0	1	4	14
SERIES 10	MEMPHIS	5/30 - 6/4	.286	6	213	34	61	93	12	1	6	28	24	0	52	10	3	.365	.437	.802	243	2	1	3	7
SERIES 11	@ Indianapolis	6/6 - 6/11	.311	5	177	43	55	84	14	0	5	42	33	1	39	21	1	.414	.475	.889	221	1	7	3	3
SERIES 12	COLUMBUS	6/13 - 6/18	.303	6	185	39	56	102	14	1	10	39	26	0	49	7	1	.397	.551	.948	220	1	3	5	4
SERIES 13	@ Rochester	6/20 - 6/25	.246	6	199	32	49	70	10	1	3	28	31	0	59	6	3	.349	.352	.701	237	2	3	2	6
SERIES 14	IOWA	6/28 - 7/3																							
SERIES 15	@ Gwinnett	7/4 - 7/9																							
SERIES 16	INDIANAPOLIS	7/14 - 7/16																							
SERIES 17	ST. PAUL	7/18 - 7/23																							
SERIES 18	@ Columbus	7/25 - 7/30																							
SERIES 19	@ Louisville	8/1 - 8/6																							
SERIES 20	IOWA	8/8 - 8/13																							
SERIES 21	@ Toledo	8/15 - 8/20																							
SERIES 22	ST. PAUL	8/22 - 8/27																							
SERIES 23	LOUISVILLE	8/29 - 9/3																							
SERIES 24	@ Iowa	9/5 - 9/10																							
SERIES 25	INDIANAPOLIS	9/12 - 9/17																							
SERIES 26	@ Columbus	9/19 - 9/24																							

### PITCHING

SERIES	OPPONENT	DATES	W	L	ERA	G	GS	CG	SHO	GF	HLD	SV	SVO	IP	H	R	ER	HR	HB	BB	IBB	SO	AVG	WP	BK	GIDP
SERIES 1	@ Indianapolis	3/31 - 4/2	3	0	3.33	3	3	0	0	3	0	1	1	27.0	27	10	10	2	3	9	0	25	.273	0	1	9
SERIES 2	TOLEDO	4/4 - 4/9	2	4	6.67	6	6	0	0	6	0	0	1	54.0	69	44	40	11	4	30	0	56	.303	2	1	6
SERIES 3	@ Iowa	4/11 - 4/16	2	2	9.00	4	4	0	0	4	2	1	1	34.0	41	37	34	8	6	17	1	42	.289	1	0	1
SERIES 4	GWINNETT	4/18 - 4/23	1	5	4.50	6	6	0	0	6	3	1	1	54.0	55	34	27	5	2	24	0	39	.268	10	1	6
SERIES 5	@ Nashville	4/25 - 4/30	2	4	4.85	6	6	0	0	6	6	1	4	52.0	57	30	28	5	3	26	0	43	.284	3	0	4
SERIES 6	LOUISVILLE	5/2 - 5/7	2	4	6.83	6	6	0	0	6	3	2	3	54.0	64	44	41	14	2	26	0	53	.298	4	1	2
SERIES 7	@ Scranton/WB	5/9 - 5/14	3	3	5.57	6	6	0	0	6	7	2	5	53.1	53	34	33	10	5	36	2	58	.272	3	0	9
SERIES 8	TOLEDO	5/16 - 5/21	4	2	3.83	6	6	0	1	6	3	0	0	54.0	55	26	23	8	5	22	0	55	.266	5	0	7
SERIES 9	@ St. Paul	5/23 - 5/28	2	4	5.94	6	6	0	0	6	1	1	3	50.0	58	43	33	6	3	29	0	51	.286	0	0	2
SERIES 10	MEMPHIS	5/30 - 6/4	2	4	6.71	6	6	0	0	6	4	1	3	55.0	55	46	41	13	0	39	0	56	.255	4	0	6
SERIES 11	@ Indianapolis	6/6 - 6/11	5	0	4.60	5	5	0	0	5	2	2	2	45.0	44	23	23	3	1	29	0	55	.254	1	0	4
SERIES 12	COLUMBUS	6/13 - 6/18	6	0	2.83	6	6	0	0	6	6	3	4	54.0	41	17	17	5	3	25	0	47	.209	4	0	5
SERIES 13	@ Rochester	6/20 - 6/25	4	2	3.10	6	6	0	0	6	7	1	2	52.1	46	20	18	7	3	26	1	51	.234	4	1	2.00
SERIES 14	IOWA	6/28 - 7/3																								
SERIES 15	@ Gwinnett	7/4 - 7/9																								
SERIES 16	INDIANAPOLIS	7/14 - 7/16																								
SERIES 17	ST. PAUL	7/18 - 7/23																								
SERIES 18	@ Columbus	7/25 - 7/30																								
SERIES 19	@ Louisville	8/1 - 8/6																								
SERIES 20	IOWA	8/8 - 8/13																								
SERIES 21	@ Toledo	8/15 - 8/20																								
SERIES 22	ST. PAUL	8/22 - 8/27																								
SERIES 23	LOUISVILLE	8/29 - 9/3																								
SERIES 24	@ Iowa	9/5 - 9/10																								
SERIES 25	INDIANAPOLIS	9/12 - 9/17																								
SERIES 26	@ Columbus	9/19 - 9/24																								

 SERIES WINS: 5 (2 at Home, 3 on Road)

 SERIES LOSSES: 6 (4 at Home, 2 on Road)

 SERIES SPLITS: 2 (2 on Road)

## STARTING PITCHERS

SERIES	OPPONENT	DATES	W	L	ERA	G	CG	SHO	IP	H	R	ER	2B	3B	HR	TB	BB	IBB	SO	WHIP	AVG	HBP	WP	BK	GDP	K/BB	NP	NS	TBF
SERIES 1	@ Indianapolis	3/31 - 4/2	0	0	6.55	3	0	0	11.0	13	8	8	2	1	2	23	4	0	13	1.55	.295	2	0	0	2	3.25	187	118	50
SERIES 2	TOLEDO	4/4 - 4/9	1	3	4.97	6	0	0	25.1	31	16	14	7	1	4	52	12	0	22	1.70	.290	0	1	0	3	1.83	484	299	120
SERIES 3	@ Iowa	4/11 - 4/16	0	2	17.51	4	0	0	12.1	20	24	24	6	0	7	47	10	0	16	2.43	.357	1	0	0	1	1.60	280	170	68
SERIES 4	GWINNETT	4/18 - 4/23	1	2	3.55	6	0	0	33.0	29	17	13	6	2	2	45	14	0	21	1.30	.246	0	3	0	5	1.50	514	321	137
SERIES 5	@ Nashville	4/25 - 4/30	1	2	5.23	6	0	0	31.0	32	18	18	8	1	4	54	11	0	20	1.39	.274	1	1	0	2	1.82	534	348	132
SERIES 6	LOUISVILLE	5/2 - 5/7	1	3	8.13	6	0	0	27.2	37	25	25	5	1	10	74	9	0	21	1.66	.325	1	0	0	1	2.33	478	308	125
SERIES 7	@ Scranton/WB	5/9 - 5/14	1	1	5.92	6	0	0	24.1	28	16	16	8	0	5	51	15	0	24	1.77	.298	2	0	0	2	1.60	458	279	111
SERIES 8	TOLEDO	5/16 - 5/21	1	1	5.26	6	0	0	25.2	32	15	15	9	0	6	59	12	0	20	1.71	.311	1	2	0	4	1.67	456	271	116
SERIES 9	@ St. Paul	5/23 - 5/28	2	1	3.33	6	0	0	27.0	26	10	10	5	0	0	31	10	0	21	1.33	.255	0	0	0	2	2.10	432	278	112
SERIES 10	MEMPHIS	5/30 - 6/4	1	2	6.00	6	0	0	30.0	33	23	20	6	1	10	71	14	0	29	1.57	.277	0	2	0	3	2.07	555	336	135
SERIES 11	@ Indianapolis	6/6 - 6/11	3	0	5.25	5	0	0	24.0	24	14	14	5	2	3	42	13	0	27	1.54	.258	1	0	0	2	2.08	419	253	107
SERIES 12	COLUMBUS	6/13 - 6/18	4	0	2.35	6	0	0	30.2	23	8	8	2	0	5	40	13	0	16	1.17	.211	2	1	0	5	1.23	463	288	125
SERIES 13	@ Rochester	6/20 - 6/25	3	0	2.79	6	0	0	29.0	29	11	9	6	0	5	50	7	0	25	1.24	.261	1	1	1	2	3.57	491	324	123
SERIES 14	IOWA	6/28 - 7/3																											
SERIES 15	@ Gwinnett	7/4 - 7/9																											
SERIES 16	INDIANAPOLIS	7/14 - 7/16																											
SERIES 17	ST. PAUL	7/18 - 7/23																											
SERIES 18	@ Columbus	7/25 - 7/30																											
SERIES 19	@ Louisville	8/1 - 8/6																											
SERIES 20	IOWA	8/8 - 8/13																											
SERIES 21	@ Toledo	8/15 - 8/20																											
SERIES 22	ST. PAUL	8/22 - 8/27																											
SERIES 23	LOUISVILLE	8/29 - 9/3																											
SERIES 24	@ Iowa	9/5 - 9/10																											
SERIES 25	INDIANAPOLIS	9/12 - 9/17																											
SERIES 26	@ Columbus	9/19 - 9/24																											

## RELIEVERS

[illegible]