

# OMAHA STORM CHASERS GAME NOTES

## vs. INDIANAPOLIS INDIANS

LHP Evan Sisk (2-3, 6.48 ERA) vs. RHP Jared Jones (1-1 5.12 ERA)

Sunday, July 16, 2023 | Game #86 | Home Game #46

5:05 CT First Pitch | Werner Park | Papillion, Nebraska

Radio: [stormchasers.mixlr.com](http://stormchasers.mixlr.com) | TV: [Bally Live](http://BallyLive.com), [MiLB.TV](http://MiLB.TV)

4-9 / 42-43

8-6 / 41-47

TM

Omaha Storm Chasers | 12356 Ballpark Way, Papillion, Nebraska 68046 | (402) 738-5100 | [OmahaStormChasers.com](http://OmahaStormChasers.com) | @OMASstormChasers

### UPCOMING SCHEDULE & PROBABLE PITCHERS

#### UPCOMING GAMES

#### OPPONENT

#### TIME (CT)

#### PROBABLE PITCHERS

Monday, July 17

OFF

Tuesday, July 18

ST. PAUL

12:05 p.m.

LHP Anthony Veneziano (4-0, 4.02 ERA) vs. TBD

Wednesday, July 19

ST. PAUL

7:05 p.m.

RHP Jonathan Bowlan (2-0, 3.38 ERA) vs. TBD

Thursday, July 20





ST. PAUL

7:05 p.m.

LHP Angel Zerpa (0-2, 7.31 ERA) vs. TBD

### THE MATCHUP

(UNDERLINE = MiLB LEADER) (BOLD = TRIPLE-A LEADER) (ITALICS = TRIPLE-A WORST)

			
.268 (4TH) <b>AVG</b> > .273 (3RD)	5.28 (10TH) <b>ERA</b> > 4.92 (6TH)	486 (11TH) <b>R</b> > 505 (7TH)	1.57 (14TH) <b>WHIP</b> > 1.49 (5TH)
765 (8TH) <b>H</b> > 803 (3RD)	.264 (13TH) <b>AVG</b> > .257 (8TH)	100 (14TH) < <b>HR</b> 95 (15TH)	748.2 (14TH) <b>IP</b> > 759.0 (8TH)
392 (13TH) <b>BB</b> > 433 (4TH)	763 (10TH) <b>H</b> > 750 (7TH)	733 (6TH) < <b>K</b> 788 (15TH)	485 (9TH) <b>R</b> > 453 (5TH)
158 (1ST) < <b>SB</b> 81 (11TH)	117 (13TH) <b>HR</b> > 83 (1ST)	361 (9TH) <b>OBP</b> > .371 (3RD)	409 (11TH) <b>K</b> > 381 (7TH)
.447 (11TH) <b>SLG</b> > .449 (9TH)	751 (13TH) <b>B</b> > 771 (9TH)	.808 (9TH) <b>OPS</b> > .820 (7TH)	1 (16TH) <b>SHO</b> > 5 (4TH)

ALL-TIME vs. Indians ..... 295-295 (.500)  
 SINCE 2021 in Omaha ..... 17-8 (.680)  
 SINCE 2021 in Indianapolis ..... 13-7 (.650)

2023 vs. Indians ..... 9-1 (.900)  
 2023 at Werner Park ..... 1-1 (.500)  
 2023 at Victory Field ..... 8-0 (1.000)

DATE	H/R	SCORE	WIN	LOSS	SAVE
3/31	R	W, 8-6	C. Snider	Y. De Los Santos	J. Staumont
4/1	R	W, 12-1	D. Parrish	C. Smith	-
4/2	R	W, 8-3	J. Kowar	D. Zamora	-
6/6	R	W, 4-2	C. Snider	Y. De Los Santos	B. Kriske
6/7	R	W, 9-7	E. Sisk	C. Bolton	-
6/8	R	W, 15-7	D. Parrish	O. Bido	-
6/9	R	W, 6-2	M. Castillo	K. Emanuel	-
6/10	R	W, 9-5	A. Veneziano	H. Stratton	B. Kriske
6/11	R	Cancelled/Rain			
7/14	H	L, 13-5	K. Emanuel	A. Zerpa	-
7/15	H	W, 8-3	W. Pennington	C. Alldred	-
7/16	H				
9/12	H				
9/13	H				
9/14	H				
9/15	H				
9/16	H				
9/17	H				

### STORM CHASERS ON THE RISE

9 Omaha players that appear on a Top-30 Royals prospects ranking

PLAYER (POSITION)	MLB PIPELINE	BASEBALL AMERICA
Nick Loftin (INF)	Royals No. 3	Royals No. 6
Tyler Gentry (OF)	Royals No. 6	Royals No. 7
Angel Zerpa (LHP) <i>REHAB</i>	Royals No. 7	Royals No. 13
Jonathan Bowlan (RHP)	Royals No. 9	Royals No. 14
Will Klein (RHP)	Royals No. 22	Royals No. 23
Tucker Bradley (OF)	Royals No. 26	-
Steven Cruz (RHP)	Royals No. 27	-
Anthony Veneziano (LHP)	-	Royals No. 9
Christian Chamberlain (LHP)	-	Royals No. 24



### STORM CHASERS PRESS BOX

Game Notes compiled by Nicholas Badders

Credential Requests: [nicholasb@omahastormchasers.com](mailto:nicholasb@omahastormchasers.com)

Omaha Storm Chasers gameday information, as well as the 2023 Storm Chasers Media Guide can be found at [milb.com/omaha/ballpark/media](http://milb.com/omaha/ballpark/media).

### YESTERDAY'S GAME

	1	2	3	4	5	6	7	8	9	R	H	E	LO
 Indianapolis	0	0	1	0	0	1	0	1	0	3	9	0	9
 Omaha	0	3	2	1	0	0	2	0	x	8	8	0	5

WIN: Walter Pennington (3-0) | LOSS: Cam Alldred (5-2) | SAVE: None

**PAPILLION, NEB.** — Playing as the Omaha Rockets, the Storm Chasers topped the Indianapolis Indians 8-3 Saturday evening, behind the power of three home runs to even the weekend series at a win each.

Neither team scored in the 1st inning, but **Logan Porter** singled to open the bottom of the 2nd inning, **Nate Eaton** walked and **Tyler Gentry** gave Omaha with a three-run homer to put the Chasers ahead 3-0.

The leadoff batter reached base again in the 3rd inning as **John Rave** walked and Porter connected on his 10th homer of the season, a 2-run shot for a 5-1 lead.

**Austin Cox** made his ninth start of the season and held Indianapolis to one run over 3.0 innings of work, a solo homer to **Alika Williams** in the 2nd inning.

**Walter Pennington** (3-0) followed behind Cox and also held Indy to a run over 3.0 innings to earn the win ... Pennington struck out four without issuing a walk and at one point, retired six straight, between the 4th and 5th innings.

**Adeiny Hechavarria** scored a run on a wild pitch in the 4th inning, at the time for a 6-1 lead, then **CJ Alexander** crushed his team-leading 11th home run of the season to right field in the bottom of the 7th inning, a two-run shot that scored Porter for an 8-2 Omaha lead.

After **Will Klein** stranded the bases loaded in a scoreless 7th inning, **Steven Cruz** struck out a pair and allowed a run in the 8th, but **Brooks Kriske** took over to record the final four outs to secure the win, ending the game with his second strikeout of the night.

While Omaha was outbait by Indianapolis nine to eight, all eight hits came from the bottom portion of Omaha's order ... the top three hitters combined to go 0-for-10 but the bottom six went 8-for-21 with the seven runs batted in on homers ... hitting ninth in the order, **Angelo Castellano** contributed three of the team's hits, including a double in the 6th inning.

### NOTES AND NUGGETS

#### JOHNNY WHOLESTAFF

With Omaha's scheduled starters each of the last two games called up to Kansas City the day of (**Cole Ragans** yesterday, **Max Castillo** today), the Chasers will have a bullpen game today.

**Evan Sisk** will start today's game for Omaha, his first professional start, just his second professional start ... his only other start in the Minors came with the Johnson City Cardinals on July 4, 2018 on the road against the Bristol Pirates ... he threw 3.0 scoreless innings with 3 hits, 2 walks and 2 strikeouts.

Drafted by St. Louis in 2018, he has been traded twice (7/30/21 from STL to MIN & 1/24/23 from MIN to KC) ... he's thrown 241.0 innings over 183 career games ... five times, he's thrown 3.0 innings in a game, but not since 6/18/21 with Springfield (AA).

#### THAT'S WHAT SPEED DO

The Chasers have 158 steals in 85 games (average 1.86 SB/game) and have been caught 32 times for a success rate of 83.16%.

Omaha's 158 steals are the most of any Triple-A team and tied 5th in all of Minor League Baseball ... the Clearwater Threshers (Philadelphia Single-A) lead the minors (191) ... Omaha is 35 steals away from breaking the franchise's single-season record of 192, set in 1986 and need to average 0.57 steals/game the last 61 games of the year.

The Chasers have stolen at least one base in 59 of 85 games (71%), with multiple steals in 42 games and 11 occasions of 5+ steals.

Samad Taylor stole 4 bases last Wednesday, his second 4-steal game this year, for 38 steals in 65 games ... while he was recalled to Kansas City on Sunday, he ranks 3rd in the league and 3rd in Triple-A in steals, 9th in MiLB, despite not playing in a Triple-A game between June 16 and July 3, or since July 7.

#### LET'S RAVE

Since joining the Storm Chasers in mid-June, outfielder **John Rave** has not only been one of Omaha's best hitters, but one of the best hitters in the International League.

Rave reached in the first 20 games he played after his promotion from Double-A NW Arkansas on June 13, but did not reach base Friday, his first such game with Omaha this year ... he with hits in 17 of 22 ... he scored a run in 14 straight games from June 17 to July 6, the longest such streak in MiLB this year.

Even dating back prior to his promotion, factoring in his last 11 games with the Naturals, Rave reached base in 31 games between AA and AAA, between May 30 and July 14 ... in that span, he had a .333 average and .954 OPS.

#### PUSHING P(ORTER)

While he started off the season slugging in April and slumped in May, catcher **Logan Porter** flipped a switch at the plate since the calendar flipped to June.

Porter got on base in a career-best 30 straight games between May 23 and July 5, the 5th-longest streak in the league this year ... in that stretch, he hit .302 (32-for-106) with a .433 OBP.

He had 6 homers in April, over the first 17 games of the season, but one in 47 games from May 1 to July 4 ... however, he has 3 long balls in his last 6 games.

After finishing 2022 with the 4th-highest on-base percentage in Minor League Baseball (.442), Porter drew just 15 walks over 40 games between April and May, for a .325 OBP ... in June alone, he drew 22 walks over 21 games and with a .500 OBP last month, to go along with a .348 average (24-for-69) and hits in 17 of 21 games.

His 26 walks since June 1 rank 4th in among International League hitters in that span, while his .457 on-base percentage ranks 5th among qualified hitters in the league.

### AT A GLANCE

#### RECENT (W1)

Last 5 Games ..... 2-3  
 Last 10 Games ..... 3-7  
 Last 20 Games ..... 9-11

#### SPLIT SEASON

1st Half ..... 38-34  
 2nd Half ..... 4-9

#### HOME/AWAY

Home Games ..... 20-25  
 Away Games ..... 22-18

#### TIME OF DAY

Night Games ..... 28-31  
 Day Games ..... 14-12

#### MONTH

March ..... 1-0  
 April ..... 9-15  
 May ..... 12-14  
 June ..... 17-7  
 July ..... 3-7  
 August .....  
 September .....

#### OPPONENT

vs. Columbus ..... 6-0  
 vs. Gwinnett ..... 2-9  
 vs. Indianapolis ..... 9-1  
 vs. Iowa ..... 4-6  
 vs. Louisville ..... 2-4  
 vs. Memphis ..... 2-4  
 vs. Nashville ..... 2-4  
 vs. Rochester ..... 4-2  
 vs. Scranton/WB ..... 3-3  
 vs. St. Paul ..... 2-4  
 vs. Toledo ..... 6-6

#### DAY OF THE WEEK

on Monday ..... 0-1  
 on Tuesday ..... 4-9  
 on Wednesday ..... 5-9  
 on Thursday ..... 7-7  
 on Friday ..... 12-4  
 on Saturday ..... 6-7  
 on Sunday ..... 8-5

#### THIS SERIES

Record ..... 1-1  
 Batting Average ..... (.286)  
 Runs/Per Game ..... 13/6.5  
 Home Runs ..... 6  
 ERA ..... 8.00 (16 ER / 18.0 IP)  
 Strikeouts (K/9) .... 21 (10.5)  
 Saves/Opportunities .... 0/1



## QUICK FACTS

Founded.....	2011 (1969-2010: Omaha Royals)
Colors.....	Royal Blue, Twister Gold, Blackout Black
League.....	International League (Since 2021)
Ownership.....	Alliance Baseball Omaha LLC
General Manager.....	Laurie Schlender (4th Year)
Home Ballpark (Capacity).....	Werner Park (9,023, 6,254 fixed seats)
Dimensions.....	LF- 310 CF- 402 RF- 315

## ACTIVE ROSTER BREAKDOWN

Age 23.....	2	Native of Cuba.....	1
Age 24.....	5	Native of Dominican Republic.....	1
Age 25.....	5	Native of United States.....	21
Age 26.....	7	Native of Venezuela.....	5
Age 27.....	4	Acquired by Royals via Free Agency.....	9
Age 28.....	2	(International).....2 (Minor League).....4 (Undrafted).....	3
Age 29.....	2	Acquired by Royals via Trade.....	6
Age 30.....	0	Acquired by Royals via First Year Player Draft.....	13
Age 31.....	0	(High School).....0 (Rounds 1-5).....7 (2017 Draft).....	1
Age 34.....	1	(2nd Year/College).....1 (Rounds 6-10).....3 (2018 Draft).....	5
Average Age.....	26 Years 13 Days	(3rd Year/College).....10 (Rounds 11-20).....1 (2019 Draft).....	4
Median Age.....	26	(4th+ Year/College).....2 (Rounds 21-40).....2 (2020 Draft).....	3

## PRO-NUN-SEE-AY-SHUNS

## PLAYERS



2 RYAN GOINS.....	(GO-ins)
6 CLAY DUNGAN.....	(duhn-ginn)
11 ADEINY HECHAVARRIA.....	(ah-DAY-nee etch-ah-vah-RIA)
17 ANGELO CASTELLANO.....	(kass-tay-AH-noh)
22 JERMAINE PALACIOS.....	(pah-LAH-see-ohs)
25 COLE RAGANS.....	(ray-gins)
31 JONATHAN BOWLAN.....	(boh-lin)
37 JACKSON KOWAR.....	(coh-wahr)
41 ANGEL ZERPA.....	(AHN-hel SAIR-pah)
55 JONAH DIPOTO.....	(dih-POH-to)
56 ANTHONY VENEZIANO.....	(va-nee-z-ee-ah-no)
58 BROOKS KRISKE.....	(KRIS-kee)
60 JOSÉ BRICEÑO.....	(bee-SEN-yo)

## COACHES



23 MIKE JIRSCHKE.....	(jursh-LEE)
33 DAVID NOWORYTA.....	(Nova-REE-tah)
52 BIJAN RADEMACHER.....	(bee-ZHON RAH-de-moch-err)

## UNIFORM RECORDS

## STANDARD UNIFORMS

 <b>Blue Vortex</b> (6-11) Home: 6-11 Road: 0-0	 <b>Blue O-Bolt</b> (26-21) Home: 4-2 Road: 22-19	 <b>Powder SC</b> (6-5) Home: 6-5 Road: 0-0	 <b>Powder O</b> (3-0) Home: 3-0 Road: 0-0
 <b>Home White</b> (5-10) Home: 5-10 Road: 0-0	 <b>Road Grey</b> (10-9) Home: 0-0 Road: 10-9	 <b>Blue O-Bolt</b> (16-12) Home: 4-2 Road: 12-10	 <b>Powder Blue</b> (6-5) Home: 6-5 Road: 0-0

## SPECIALTY/THEME NIGHTS (2-6)

 <b>Black O-Bolt</b> Home: 0-3 Road: 0-0	 <b>Patriotic</b> (0-2) Home: 0-1 Road: 0-1	 <b>Runzas</b> Home: 0-1 Road: 0-0	 <b>Cattlemen</b> Home: 0-1 Road: 0-0	 <b>Rockets</b> Home: 0-1 Road: 0-0	 <b>Marvel</b> Home: 0-0 Road: 0-0	 <b>Throwback</b> Home: 0-0 Road: 0-0
 <b>Community</b> Home: 0-3 Road: 0-0	 <b>Star Wars</b> Home: 1-0 Road: 0-0	 <b>Patriotic</b> Home: 0-2 Road: 0-0	 <b>Runzas</b> Home: 0-1 Road: 0-0	 <b>Cattlemen</b> Home: 0-1 Road: 0-0	 <b>Rockets</b> Home: 1-0 Road: 0-0	 <b>Marvel</b> Home: 0-0 Road: 0-0

## RECENT TRANSACTIONS

## 2023 BREAKING ROSTER

**Pitchers (15):** RHP Max Castillo, LHP Austin Cox, RHP Jonathan Heasley, RHP Jackson Kowar, RHP Brooks Kriske, LHP Marcelo Martinez, RHP Mike Mayers, RHP Andrés Núñez, LHP Drew Parrish, LHP Evan Sisk, RHP Collin Snider, RHP Josh Staumont, LHP Josh Taylor, RHP Ryan Weiss, RHP Nick Wittgren

**Catchers (3):** Freddy Fermin, Logan Porter, Jakson Reetz

**Infielders (6):** CJ Alexander, Angelo Castellano, Maikel Garcia, Nick Loftin, Nick Pratto, Samad Taylor

**Outfielders (3):** Dairon Blanco, Tucker Bradley, Brewer Hicklen

**62 DIFFERENT PLAYERS HAVE APPEARED IN A GAME FOR OMAHA IN 2023 (28 HITTERS, 34 PITCHERS)**


72.	6/15	INF <b>Johan Camargo</b> released	97.	6/30	RHP <b>Alec Marsh</b> recalled by KANSAS CITY from Omaha
73.	6/16	INF <b>Adeiny Hechavarria</b> assigned to Omaha	98.		RHP <b>James McArthur</b> optioned to Omaha
74.		INF <b>Samad Taylor</b> recalled by KANSAS CITY from Omaha	99.		INF <b>Michael Massey</b> sent on a rehab assignment to Omaha
75.		OF <b>Nate Eaton</b> optioned to Omaha	100.		LHP <b>Amir Garrett</b> returned to KANSAS CITY from rehab assignment
76.		C <b>José Briceño</b> transferred to Omaha from NW Arkansas (AA)	101.	7/1	LHP <b>Cole Ragans</b> acquired in a trade with TEXAS and optioned to Omaha
77.		C <b>Jakson Reetz</b> released	102.		RHP <b>Brooks Kriske</b> optioned to Omaha
78.	6/18	RHP <b>Brooks Kriske</b> selected by KANSAS CITY from Omaha	103.		RHP <b>Collin Snider</b> recalled by KANSAS CITY from Omaha
79.		INF <b>Matt Beatty</b> selected by KANSAS CITY from Omaha	104.	7/4	INF <b>Michael Massey</b> returned to KANSAS CITY from rehab assignment
80.	6/20	LHP <b>Drew Parrish</b> transferred NW Arkansas (AA) from Omaha	105.		RHP <b>Jonathan Heasley</b> recalled by KANSAS CITY from Omaha
81.		RHP <b>Jonathan Bowlan</b> transferred to Omaha from NW Arkansas (AA)	106.		LHP <b>Austin Cox</b> optioned to Omaha
83.	6/22	LHP <b>Amir Garrett</b> sent on a rehab assignment to Omaha	107.		INF <b>Samad Taylor</b> optioned to Omaha
84.		RHP <b>Mike Mayers</b> sent outright to Omaha	108.	7/5	RHP <b>Dylan Coleman</b> recalled by KANSAS CITY from Omaha
85.	6/23	OF <b>Nate Eaton</b> recalled by KANSAS CITY from Omaha	109.	7/9	INF <b>Samad Taylor</b> recalled by KANSAS CITY from Omaha
86.		INF <b>Paxton Wallace</b> transferred to Omaha from Quad Cities (A+)	110.		LHP <b>Ryan Yarbrough</b> returned to KANSAS CITY from rehab assignment
87.	6/24	LHP <b>Ryan Yarbrough</b> sent on a rehab assignment to Omaha	111.	7/12	RHP <b>Mike Mayers</b> traded to Chicago White Sox
88.		RHP <b>Jackson Kowar</b> optioned to Omaha	112.		RHP <b>Steven Cruz</b> transferred to Omaha from NW Arkansas (AA)
89.		RHP <b>James McArthur</b> recalled by KANSAS CITY from Omaha	113.		INF <b>Paxton Wallace</b> transferred to Quad Cities (A+) from Omaha
90.	6/26	OF <b>Nate Eaton</b> optioned to Omaha	114.	7/14	INF <b>Nick Loftin</b> activated from the 7-Day Injured List
91.	6/27	RHP <b>Daniel Mengden</b> released	115.		INF <b>CJ Alexander</b> activated from the 7-Day Injured List
92.		RHP <b>Andrés Núñez</b> traded to Boston Red Sox	116.		LHP <b>Angel Zerpa</b> returned from rehab assignment and optioned to Omaha
93.		OF <b>Kyle Isbel</b> returned to KANSAS CITY from rehab assignment	117.	7/15	LHP <b>Cole Ragans</b> recalled by KANSAS CITY from Omaha
94.	6/28	LHP <b>Angel Zerpa's</b> rehab assignment transferred to Omaha	118.	7/16	LHP <b>Cole Ragans</b> optioned to Omaha
95.		RHP <b>Brad Keller</b> sent on a rehab assignment to Omaha	119.		RHP <b>Max Castillo</b> recalled by KANSAS CITY from Omaha
96.		LHP <b>Marcelo Martinez</b> released	120.		LHP <b>Emilio Marquez</b> transferred to Omaha from Quad Cities (A+)





### MANAGER: MIKE JIRSCHLE • #23

- Mike Jirschele returns for his 15th season as Omaha's manager, his 18th season managing in Minor League Baseball and 32nd season overall with the Royals organization, named to the position of Storm Chasers manager on January 13, 2023, after previously managing Triple-A Omaha from 1995-97 and 2003-13.
- Jirschele served on the Kansas City Royals coaching staff as the Third Base Coach from 2014-19 and won the World Series in 2015. Jirschele most recently served as the bench coach under manager Chris Witheridge during the 2022 season with the Double-A Northwest Arkansas Naturals. He spent the 2021 season as Witheridge's bench coach for the High-A Central champion Quad Cities River Bandits and served as Special Assistant to the General Manager in 2020.
- In his second stint as Omaha's manager, over 11 years from 2003 to 2013, he led the team to four division titles, three consecutive trips to the Pacific Coast League Championship Series (2011-2013), two PCL titles (2011, 2013) and the team's first of two Triple-A National Championships in 2013.
- He earned the 2011 Mike Coolbaugh Award for *outstanding baseball work ethic, knowledge of the game and skill in mentoring young players on the field* and he is a four-time recipient of the Dick Howser Award (1992, 1994, 2005, 2011), recognizing outstanding work in player development within the Royals organization.
- Prior to his time with Omaha and Kansas City, he served as the Royals Minor League Infield Coordinator for four years, from 1998-2002, and he held managerial positions with Wilmington (1994), Rockford (1993) and the Gulf Coast Royals (1992).
- He appeared 999 games in the Minor Leagues across 13 years, between 1977 and 1990, including 22 games with the Omaha Royals between 1988 and 1989.



### PITCHING COACH: DANE JOHNSON • #59

- Dane Johnson enters his fourth year in the Royals organization and as the Storm Chasers pitching coach, after joining Kansas City ahead of the 2020 season. 2023 marks his 24th season coaching overall.
- He previously spent one season in the Miami Marlins organization (2019) as a Pitching Consultant and 19 seasons with the Toronto Blue Jays as a Minor League Pitching Coach from 2000-03, Pitching Coordinator from 2004-14 and Major League Bullpen Coach from 2015-18.
- Prior to entering coaching, spent 15 years as a player, including over 280 games in the Minor Leagues and parts of three seasons in the Majors with the Chicago White Sox (1994), Blue Jays (1996) and Oakland Athletics (1997), also playing two seasons (1990-1991) in the Chinese Professional Baseball League.
- Johnson and his wife, Gina, reside in Palm Harbor, Florida. They have two children: a daughter, Madison (31), and son, Cobi (27).



### HITTING COACH: BIJAN RADEMACHER • #52

- Bijan Rademacher (*bi-ZHON RAH-de-moch-err*) joins the Royals as the Omaha Storm Chasers Hitting Coach this year after spending the last two years with the Arizona Diamondbacks as their Minor League Hitting Coordinator (2021) and ACL Hitting Coach (2022).
- Prior to coaching, he spent eight years playing professionally (2012-2019), spanning seven seasons in the Chicago Cubs organization (2012-18) and slashed .280/.361/.402 over 702 career MiLB games, reaching as high as Triple-A. He also played one season in independent baseball (2019) with the New Britain Bees in the Atlantic League, in addition to an offseason in the Mexican Pacific Winter League.
- Over 243 career Triple-A games with the Iowa Cubs, he played 11 games at Werner Park and was a .378 hitter (14-for-37) with one homer and 5 runs batted in while playing in Omaha.
- Rademacher lives in Tempe, Arizona with his wife Melissa.



### BENCH COACH: DAVID NOWORYTA • #33 (3RD BASE COACH)

- David Noworyta (*Nova-REE-tah*) enters his second year in the Royals organization and first as Omaha's Bench Coach, after making his coaching debut in 2022 as the Assistant Hitting Coach for the River Bandits Kansas City's High-A affiliate.
- Prior to coaching, he spent four years playing professionally (2018-21), including three minor league seasons in the Detroit Tigers organization (2018-20), and one with the Independent Pioneer League's Billings Mustangs in 2021. Before signing with Detroit in 2018, Noworyta graduated from the University of Hawaii with a bachelor's degree in communications and journalism, and played in parts of three seasons for their baseball team.
- Noworyta attended Holy Cross Academy (N.J.), where he played baseball and basketball, and was selected by the Royals in the 37th round of the 2014 MLB Draft. He resides in Hainesport, N.J. in the offseason.



### CERTIFIED ATHLETIC TRAINER: JAMES STONE

- James Stone is entering his fifth season as the Certified Athletic Trainer for the Storm Chasers after serving the previous seven seasons with the Wilmington Blue Rocks (Royals High-A), including the 2015 season, in which he was named Carolina League Athletic Trainer of the Year.
- He joined the Kansas City organization in 2010 as the athletic trainer for the Class-A Burlington Bees. He came to the Royals after spending one season with the Central Valley Coyotes (Fresno, California) in Arena Football 2.
- Stone worked three seasons in the Florida Marlins organization, with stops in Jupiter (2008), Greensboro (2007) and Jamestown (2006), winning New York-Penn League Trainer of the Year honors in 2006.
- He was the Strength and Conditioning Coach for the Baltimore Orioles Class-A affiliate, the Delmarva Shorebirds, in 2005.
- Stone graduated with a bachelor's of science in kinesiology from Cal State-Northridge. He resides in Simi Valley, California with his dog, Ozzie.



### STRENGTH & CONDITIONING COACH: YANNICK PLANTE

- Yannick Plante is entering his third season as the Strength & Conditioning Coach for the Storm Chasers, after being slated to serve in that role with Northwest Arkansas in 2020.
- He began with the Kansas City Organization in 2019 as the athletic trainer for the Burlington Royals (Advanced Rookie, Appalachian League). He was then a staff member of the Surprise Saguaros of the Arizona Fall League in the fall of 2019.
- Plante has a master's degree in kinesiology from the University of Calgary and a bachelor's degree in human kinetics with specialization in biophysics from the University of Ottawa. He currently lives in Ottawa, Ontario.



**TONY MEDINA**  
MINOR LEAGUE/LATIN AMERICA  
MEDICAL COORDINATOR



**BEN NICHOLAS**  
PLAYER DEVELOPMENT TRAINEE



**JEREMY OWENS**  
PLAYER DEVELOPMENT TRAINEE



## PLAYER

## QUICK NOTES

## CAREER HIGHS

## 32 CHRISTIAN CHAMBERLAIN

LHP • L/L • 5'10" • 175 lbs • 7/20/1999 (23)  
2020 MLB Draft – Round 4 (Oregon State)  
Born: Grand Junction, Colorado • Resides: Reno, Nevada

Ranked by *Baseball America* as the No. 24 Royals prospect

- 2023: Opened the year in NW Arkansas (AA) and made 20 appearances out of the bullpen for the Naturals and went 1-2 with a 1.99 ERA (7 ER in 31.2 IP), and struck out 49 (13.9 K/9) ... 14 of 20 Double-A appearances were scoreless ... promoted to Omaha on 6/20, made Triple-A debut 6/20 @ ROC (1.0 IP, 2 R, 2 K) ... only 3 of 8 Triple-A appearances have been scoreless ... among Royals MiLB pitchers (min. 30.0 IP), 2nd with 14.2 K/9, 2nd with 35.2% K%, 1st with 17.9% BB%.
- 2022: After beginning the season with Quad Cities (A+), was assigned to NW Arkansas (AA) on May 31 and finished the season in Double-A ... pitched 33 games between the two levels, among Royals Minor League pitchers with at least 40.0 innings pitched, his 13.22 K/9 and 29.6% K% both ranked 3rd-best ... his 19.3% BB% was 2nd-worst.
- 2021: Assigned to Quad Cities (A+) on 5/23 to begin his career in professional baseball and pitched two games out of the bullpen for the River Bandits, going 1-0 with a 4.91 ERA (2 ER in 3.2 IP) with just one walk and six strikeouts, before being placed on the 7-Day Injured List on 6/14, where he remained for the rest of the season.

4SFB (93-96), SL, SNK, CB

CONSECUTIVE BATTERS RETIRED: 1 (7/14)

SCORELESS STREAK: 0.1 IP (7/14)

Ranked by MLB Pipeline as the No. 27 Royals prospect

- 2023: Traded from Minnesota with Evan Sisk to KC in exchange for Michael A. Taylor on Jan. 24 ... opened the year with NW Arkansas (AA), appeared in 29 games, with a 2.20 ERA (8 ER in 32.2 IP), 9 saves and 42 strikeouts ... assigned to Omaha on 7/12, threw scoreless inning on 7/14 ... at the time of his promotion to Triple-A, led the Texas league in saves (9), tied 3rd in games pitched (29) ... did not allow an earned run over his last 14 appearances (16.2 IP) with NWA.
- 2022: Spent the season with Wichita (AA), appeared in 46 games out of the bullpen with a 1-4 record, four saves and a 5.14 ERA (32 ER in 56.0 IP), with 72 strikeouts (11.6 K/9) ... led the Wind Surge staff in games pitched, 2nd in the Texas League ... among Twins MiLB pitchers, tied 2nd in games pitched, behind Evan Sisk (50), who he was traded with to Kansas City.
- 2021: In his first year of full-season ball, spent most of the year with Fort Myers (A) before ending the year with Cedar Rapids (A+) ... pitched in 28 games (two starts) between the two levels and went 4-2 with a 4.32 ERA (24 ER in 50.0 IP) with a career-high 80 strikeouts (14.4 K/9) with a .189 opponents' batting average (35-for-185).

4SFB, SL, CH

CONSECUTIVE BATTERS RETIRED: 0

SCORELESS STREAK: 0.0 IP

## 55 JONAH DIPOTO

RHP • R/R • 6'1" • 225 lbs • 9/3/1996 (26)  
2019 MLB Draft – Round 35 (UC San Diego)  
Originally signed 3/20/2017 with Minnesota (Intl. F.A.)  
Born/Resides: Salcedo, Dominican Republic

- 2023: For the 2nd straight year, made his spring debut with a scoreless Cactus League inning against his dad's Seattle Mariners, on 2/26 ... opened the regular season with NW Arkansas (AA), pitched 10.1 scoreless innings with 1 ER and 13 K across 7 relief outings ... assigned to Omaha (AAA) on 5/3, has not allowed an earned run in 12 of 18 outings with Omaha, a streak of 6 straight scoreless games was snapped 7/4 @ GWN.
- 2022: Pitched a scoreless Cactus League inning with a strikeout on 3/29 against his dad's Seattle Mariners ... spent the entire season with NW Arkansas (AA) and led the Naturals with 42 games pitched ... 11.87 K/9 ranked second among Royals minor leaguers (min. 60.0 IP), .212 opponents' batting average and 28.1% K% ranked 3rd.
- MISC: Full name is *Jonah Seaver Dipoto*, after Tom Seaver ... father Jerry Dipoto is currently the President of Baseball Operations for the Seattle Mariners, formerly their GM.

SNK (93-95), SL, CB

CONSECUTIVE BATTERS RETIRED: 2 (7/14)

SCORELESS STREAK: 0.2 IP (7/14)

- 2023: Opened the season on the Royals, and made 9 starts, going 4-4 with a 4.36 ERA (21 ER in 43.1 IP) and 31 strikeouts to 40 walks (0.78 K/BB) ... placed on the 15-day injured list on 5/19, retroactive to 5/16 with right shoulder impingement syndrome ... assigned to Omaha on rehab 6/28 and has pitched in 4 games (2 starts) ... as a starter: 2.25 ERA (1 ER in 4.0 IP), 5 BB & 3 K ... as a reliever: 37.80 ERA (7 ER in 1.2 IP), 9 BB, 1 K.
- 2022: Pitched 35 games (22 starts) for the Royals and went 6-14 with a 5.09 ERA (79 ER in 139.1 IP) ... began the season with a 1.74 ERA (6 ER in 31.0 IP) through his first 5 starts, named Royals Pitcher of the Month for April ... over his next 17 starts, pitched to a 6.01 ERA (61 ER in 91.1 IP) and was moved to the bullpen in mid-August.
- MLB CAREER: Has pitched 148 games (114 starts) for the Royals since 2018 ... in those 6 steals, he leads the Royals in wins (38), starts (114), innings (677.0) and strikeouts (506) ... acquired via trade from Cincinnati in December 2017, after the Reds selected him from Arizona in the Rule 5 Draft.

4SFB (92-94), SL, CB, CH, SNK

CONSECUTIVE BATTERS RETIRED: 2 (7/14)

SCORELESS STREAK: 0.2 IP (7/14)

Ranked by MLB Pipeline as the No. 22 Royals prospect ... Ranked by *Baseball America* as the No. 23 Royals prospect

- 2023: Opened the season back with NW Arkansas (AA) and appeared in 21 games out of the bullpen, with a 3.38 ERA (11 ER in 29.1 IP) and 44 strikeouts to 14 walks ... did not allow a run over his final 11.0 IP (6 games) with NWA ... promoted to Omaha on 6/13, made his Triple-A debut on 6/14 vs. COL with 2.0 scoreless IP, 5 K including his first 3 ... fastball has topped out at 100.7mph ... threw 0.1 IP in Futures Game on 7/8 in Seattle, 2 BB and took the L.
- 2022: Opened the season on Injured List with shin splints, assigned to NW Arkansas (AA) on May 14, where he spent the entire season ... over 30 outings (3 starts), had a 10.51 ERA (51 ER in 43.2 IP) and 55 strikeouts to 51 walks (1.08 K/BB) ... among Royals Minor League pitchers (min. 40.0 IP), his 11.34 K/9 ranked 6th-best, and 22.0% BB% was last.
- 2021: Began his professional career in Quad Cities (A+), pitching in 36 games out of the bullpen for the River Bandits ... went 7-1 with four saves and a 3.58 ERA (25 ER in 70.1 IP and 121 strikeouts) ... named an MiLB.com Organization All-Star and recognized as the Royals' Pitching Prospect of the Year by MLB Pipeline.

4SFB (96-99), CB, SL

CONSECUTIVE BATTERS RETIRED: 1 (7/15)

SCORELESS STREAK: 5.1 IP (6/25 to 7/15)

- 2023: Has 3 stints with Omaha (3/31-5/16, 5/20-6/2 & 6/24-present) ... 7 of 18 appearances with the Chasers have been scoreless, has allowed 2+ runs in 9 of 18 ... earned his first professional save with 1.2 scoreless innings on 5/5 vs. LOU ... in two stints with Kansas City, has a 6.17 ERA (8 ER in 11.2 IP) over 8 games with 14 strikeouts, with 3 scoreless outings ... threw first 1-2-3 inning in 9th inning 7/14 vs. IND.
- 2022: Made his first Opening Day roster with Kansas City, but only pitched in 7 games over three stints with the Major League club, also making 20 starts with Omaha (AAA) across three stints ... allowed less than two earned runs in 8 of his 20 starts with Omaha, including three scoreless outings.
- 2021: Kansas City's Paul Spillitoff Minor League Pitcher of the Year, went to the top pitcher in the organization, also Omaha's Pitcher of the Year, the Triple-A East Pitcher of the Year and a Triple-A East post-season All-Star ... made 17 appearances (16 starts) and went 9-4 with a 3.46 ERA (31 ER in 80.2 IP) and a Triple-A best 115 strikeouts (12.8 K/9).

4SFB (95-98), SL, CH

CONSECUTIVE BATTERS RETIRED: 3 (7/14)

SCORELESS STREAK: 1.0 IP (7/14)

- 2023: Opened the season with Omaha, contract selected by Kansas City on 6/18, optioned back to AAA on 7/1 ... 16 of 27 appearances with Omaha have been scoreless, including 7 perfect outings and 7 straight scoreless before getting called up ... 15.11 IP (47 K in 28.0 IP) ranks 2nd in the organization among Royals minor league pitchers with at least 20.0 IP ... debuted with KC on 6/18, allowed 3 ER in 6.2 IP (4.05 ERA) with two outings of 2.0 IP+ scoreless.
- 2022: Signed with the Yokohama DeNA BayStars of Nippon Professional Baseball (NPB) on December 8, 2021 and pitched in 32 games, going 1-3 with two saves, a 3.25 ERA (13 ER in 36.0 IP) and 56 strikeouts (10.3 K/9) between Japan's Central League (equivalent to Major League Baseball) and Eastern League (Japan's Minor Leagues).
- 2020-2021: Pitched 16 games in the Major Leagues between New York (AL) and Baltimore, with a 2-1 record and 14.40 ERA (24 ER in 15.0 IP) and 19 strikeouts ... pitched a scoreless ninth inning to finish the game his Major League debut on July 29 @ Baltimore.

4SFB (93-95), SPL, SL

CONSECUTIVE BATTERS RETIRED: 1 (7/15)

SCORELESS STREAK: 1.1 IP (7/15)

- 2023: Has pitched 11 games between Quad Cities (A+) and NA Arkansas (AA), going 1-0 with a 3.00 ERA (5 ER in 15.0 IP) with 25 strikeouts to just 5 walks ... 8 of his appearances between the two levels have been scoreless ... assigned to Omaha 7/16.
- 2022: Named the Quad Cities (A+) Pitcher of the Year ... began the year with the River Bandits and went 10-2 with a 2.88 ERA (18 ER in 56.1 IP) over 24 relief outings, holding batters to a .191 average (39-for-204) with 74 strikeouts and just 15 walks ... his 10 wins led the Midwest League while his 11 wins overall this season led all Royals farmhands, including a win with NW Arkansas (AA) ... spent 1 week with Omaha (5/26-5/29, 5/31-6/3) and pitched 1 game, allowed 3 ER in 1.0 IP with 1 K on 6/1 vs. IND.
- 2021: Named the Columbia (A) Pitcher of the Year ... went 6-1 with a 1.86 ERA (13 ER in 63.0 IP) and 86 strikeouts for the Fireflies, tied for the league lead in WHIP (0.83), 2nd in ERA ... pitched in 25 games (7 starts) between Columbia, Quad Cities (A+) and Omaha, earning a combined 7-1 record with a 3.26 ERA (28 ER in 77.1 IP).

CONSECUTIVE BATTERS RETIRED:

SCORELESS STREAK:

- 2023: Traded by PHI to KC on 5/8 for OF Junior Marin and cash ... made 5 appearances (4 starts) with Lehigh Valley (AAA) and went 0-2 with a 7.31 ERA (13 ER in 16.0 IP) with 15 strikeouts and 7 walks ... 9 of 14 Omaha outings have been scoreless, including 2 short starts ... 8 of 14 have been 2.0 IP+ ... threw 2 scoreless innings in his Royals organization debut on 5/12 @ SWB, has struck out 5 in a game 3x (5/16 vs. TOL, 5/24 @ STP, 7/6 @ GWN).
- 2022: Limited to 13 starts for Reading (AA) and went 2-6 with a 5.05 ERA ... placed on the IL on 6/22 with a right posterior elbow impingement, reinstated on 6/29, recalled by the Phillies and placed on the 60-day IL for the remainder of the season with a right elbow stress reaction.
- 2021: Selected to Philadelphia's 40-man roster in November, recored a 4.25 ERA (37 ER in 78.1 IP) with 83 K in 20 games (15 starts) between Jersey Shore (A+) and Reading (AA).

SNK (93-95), CB, CH, CUT

CONSECUTIVE BATTERS RETIRED: 3 (7/14)

SCORELESS STREAK: 1.2 IP (7/14)

- 2023: Opened the season with NW Arkansas (AA) and pitched 9.2 scoreless innings with 11 strikeouts across 8 relief outings, allowed 4 H and 4 BB for a 0.83 WHIP and .129 BAA ... assigned to Omaha (AAA) on 5/3 and made his Triple-A debut 5/5 vs. LOU, struck out his first 2 batters in a 1-2-3 7th inning ... four straight scoreless between 5/13 and 5/24 ... has not allowed an earned run in 12 of 19 Omaha appearances this year, has two 3.0 IP outings.
- 2022: Opened the season with Quad Cities (A+) and pitched 5.2 scoreless innings with nine strikeouts, across three relief outings ... assigned to NW Arkansas (AA) on 4/21, where he ended the season ... earned decisions in 5 of first 6 outings with Naturals (3 W, 1 L, 1 SV) ... 13 of 33 NWA outings were scoreless, allowed 1 ER or less in 20 of 33 ... made first pro start 6/22 vs. SPR ... was on the Injured List from 8/18 to 9/1, threw scoreless 8th inning in first outing back 9/3.
- MISC: Graduated from the Colorado School of Mines with a mechanical engineering degree, threw 224.2 innings, but also hit .288 with a 1.142 OPS as an outfielder.

SNK (92-94), SL, CH, 4SFB

CONSECUTIVE BATTERS RETIRED: 3 (7/15)

SCORELESS STREAK: 1.0 IP (7/15)

- 2023: Has not allowed an earned run in 23 of his team-best 33 relief appearances, tied 8th in the league in games pitched ... has allowed 2+ ER in 9 outings ... threw 2.0 perfect innings 5/6 vs. LOU, season-high 2.1 shutout innings 6/7 @ IND ... 5 of his last 7 outings have been scoreless ... has 9 outings of 1.0 IP+ this season.
- 2022: Split his first full season in the Twins organization between Wichita (AA) and St. Paul (AAA), earned Minnesota MiLB.com Organization All-Star honors as a relief pitcher ... posted a 1.57 ERA (11 ER in 63.0 IP) with 76 strikeouts against 29 walks (10.86 K/9 and 2.62 K/BB) across 50 games between the two levels, the best ERA in 2022 among all MiLB relievers that made 50+ appearances and threw a minimum of 60.0 IP.
- 2021: Began the season in the Cardinals organization, acquired by Minnesota via trade on July 30 ... split the year between Peoria (A+) ... Springfield (AA) and Wichita (AA), combining to pitch in 39 games with a 3-1 record and 3.91 ERA (23 ER in 53.0 IP), striking out 69 with 35 walks ... originally drafted by St. Louis in the 16th Round in 2018.

SNK (90-92), SL, 4SFB, CH

CONSECUTIVE BATTERS RETIRED: 2 (7/6)

SCORELESS STREAK: 0.2 IP (7/6)

## 62 WILL KLEIN

RHP • R/R • 6'5" • 230 lbs • 11/28/1999 (23)  
2020 MLB Draft – Round 5 (Eastern Illinois)  
Born: Maryville, Tenn. • Resides: Bloomington, Ind.

## 37 JACKSON KOWAR

RHP • R/R • 6'5" • 215 lbs • 10/4/1996 (26)  
2018 MLB Draft – Round 1/33rd Overall (Florida)  
Born: Weddington, N.C. • Resides: Charlotte, N.C.

## 58 BROOKS KRISKE

RHP • R/R • 6'3" • 210 lbs • 2/3/1994 (29)  
Signed 12/14/2022 as a Minor League Free Agent  
Drafted by New York, AL – 2016, 6th Round (USC)  
Born/Resides: Scottsdale, Arizona

## 61 EMILIO MARQUEZ

LHP • L/L • 5'8" • 170 lbs • 4/28/1998 (25)  
Signed 3/4/2018 as an International Free Agent  
Born: Upata, Venezuela • Resides: Bolivar, Venezuela

## 48 JAMES MCARTHUR

RHP • R/R • 6'7" • 230 lbs • 12/11/1996 (26)  
Traded from Philadelphia – 5/8/2023  
Drafted by Philadelphia – 2018, 12th Round (Ole Miss)  
Born/Resides: New Braunfels, Texas

## 40 WALTER PENNINGTON

LHP • L/L • 6'2" • 205 lbs • 4/14/1998 (25)  
Signed 8/19/2020 as an Undrafted Free Agent (Cala School of Mines)  
Born: Englewood, Colo. • Resides: Broomfield, Colo.

## 47 EVAN SISK

LHP • L/L • 6'2" • 195 lbs • 4/23/1997 (26)  
Traded from Minnesota – 1/24/2023  
Drafted by St. Louis – 2018, 16th Round (College of Charleston)  
Born: Pineville, N.C. • Resides: Chester, S.C.

IP 2.2 (2x) Last: 5/14/22 vs. Wisconsin

K 6 5/3/22 @ Cedar Rapids

BB 4 4/8/22 @ South Bend

H 4 (2x) Last: 7/16/22 @ Corpus Christi

ER 6 6/17/22 vs. Arkansas

NP 48 4/8/22 @ South Bend

IP 4.0 (2x) Last: 6/23/18 @ GCL Red Sox

K 6 (3x) Last: 8/25/19 vs. Danville

BB 5 7/9/18 vs. GCL Rays

H 5 (3x) Last: 5/14/21 vs. Clearwater

ER 6 4/20/22 vs. Midland

NP 54 5/8/21 @ Bradenton

IP 3.0 (4x) Last: 5/16/21 vs. Cedar Rapids

K 6 5/16/21 vs. Cedar Rapids

BB 4 (2x) Last: 4/8/22 @ Springfield

H 5 8/24/22 vs. Springfield

ER 4 8/24/22 vs. Springfield

NP 50 8/24/22 vs. Springfield

IP 9.0 9/13/2020 vs. PITTSBURGH

K 10 (2X) LAST: 4/12/2019 VS. CLEVELAND

BB 8 5/15/2023 @ SAN DIEGO

H 13 8/2/2022 @ CHICAGO (AL)

ER 8 (5X) LAST: 8/13/2022 VS. LOS ANGELES (NL)

NP 119 4/12/2019 vs. CLEVELAND

IP 3.0 (5x) Last: 8/12/21 vs. Beloit

K 6 (5x) Last: 8/12/21 vs. Beloit

BB 5 (2x) Last: 6/2/22 vs. Corpus Christi

H 6 8/24/22 vs. Springfield

ER 7 8/24/22 vs. Springfield

NP 56 7/1/21 vs. Cedar Rapids

IP 8.0 (2x) Last: 8/24/19 @ Frisco

K 10 (2x) Last: 7/3/21 @ St. Paul

BB 5 (3x) Last: 5/31/22 vs. Indianapolis

H 11 (2x) Last: 6/14/22 @ Iowa

ER 9 6/14/22 @ Iowa

NP 107 6/8/19 vs. Fayetteville

IP 3.1 8/1/18 vs. Aberdeen

K 6 8/8/18 vs. Lowell

BB 5 9/12/21 vs. Rochester

H 5 7/2/18 vs. Brooklyn

ER 5 (2x) Last: 9/6/21 vs. TORONTO

NP 53 8/8/18 vs. Lowell

IP 5.0 (4x) Last: 8/25/21 vs. Wisconsin

K 10 8/16/19 @ AZL Mariners

BB 3 (2x) Last: 6/22/22 @ Wisconsin

H 7 (2x) Last: 8/25/21 vs. Wisconsin

ER 6 (2x) Last: 6/1/22 vs. Indianapolis

NP 75 8/25/21 vs. Wisconsin

IP 7.0 8/28/19 vs. Lakeland

K 10 8/13/21 vs. Akron

BB 6 6/9/21 vs. Hartford

H 8 (2x) Last: 4/27/22 @ New Hampshire

ER 6 7/28/23 vs. CLEVELAND

NP 98 6/15/22 vs. Portland

IP 3.2 7/16/21 @ Myrtle Beach

K 5 (2x) Last: 4/15/22 vs. Cedar Rapids

BB 4 (3x) 8/17/22 vs. San Antonio

H 5 (4x) Last: 8/13/22 @ Arkansas

ER 6 8/17/22 vs. San Antonio

NP 58 6/22/22 vs. Springfield

IP 3.0 (5x) Last: 6/18/21 @ Wichita

K 5 (4x) Last: 8/20/21 @ Springfield

BB 3 (5x) Last: 6/28/23 vs. Iowa

H 5 (3x) Last: 8/12/21 @ Tulsa

ER 4 (3x) Last: 6/1/23 vs. Memphis

NP 55 8/20/21 @ Springfield



RELIEVERS		ENTRANCE SITUATION			INNING ENTERING THE GAME										INHERITED RUNNERS			1-2-3 INNINGS				
PITCHER	LEAD	TRAIL	TIED	1	2	3	4	5	6	7	8	9	10+	BR INHR.	BR SCORE	% SCORE	TOTAL	POSSIBLE	% 1-2-3			
31 Bowlan, Jonathan	2	-	-	-	-	1	-	-	1	-	-	-	-	-	0	-	2	8	25.0%			
32 Chamberlain, Christian	4	-	2	-	-	1	1	2	2	1	1	-	-	3	0	0.0%	1	4	25.0%			
48 Cox, Austin	-	2	1	-	-	2	-	-	-	1	-	-	-	5	3	60.0%	0	6	0.0%			
46 Cruz, Steven	1	1	-	-	-	-	-	-	-	-	2	-	-	-	-	-	0	1	0.0%			
55 Dipoto, Jonah	7	8	3	-	-	1	1	1	6	3	4	1	1	15	7	46.7%	5	17	29.4%			
51 Keller, Brad	-	1	2	-	-	-	-	1	2	-	-	-	-	-	-	-	0	1	0.0%			
62 Klein, Will	7	1	-	-	-	-	-	-	1	1	2	4	-	3	1	33.3%	3	10	30.0%			
37 Kowar, Jackson	8	10	-	-	-	-	-	4	4	4	5	1	-	12	6	50.0%	1	18	5.6%			
58 Kriske, Brooks	16	9	2	-	-	-	-	2	3	6	5	11	-	16	3	18.8%	7	25	28.0%			
54 McArthur, James	6	6	1	-	-	1	1	4	2	4	1	-	-	6	2	33.3%	5	17	29.4%			
40 Pennington, Walter	10	7	2	-	-	-	4	-	9	4	1	1	-	16	6	37.5%	8	19	42.1%			
47 Sisk, Evan	13	15	5	-	-	-	1	1	7	11	8	4	1	11	9	81.8%	5	23	21.7%			
56 Veneziano, Anthony	1	-	-	-	-	-	-	1	1	-	-	-	-	-	-	-	0	1	0.0%			
SEASON (INCLUDING INACTIVE)				148	116	26	0	0	10	12	25	57	65	67	51	3	133	57	42.9%	76	288	26.4%

### STORM CHASERS BULLPEN USAGE (PITCH COUNT, LAST TWO WEEKS)

DAY OF WEEK		TUE	WED	THU	FRI	SAT	SUN	MON	TUE	WED	THU	FRI	SAT	SUN	LAST OMAHA RELIEF APPEARANCE											
DATE		7/4	7/5	7/6	7/7	7/8	7/9	7/10	7/11	7/12	7/13	7/14	7/15	7/16	GAME	IP	H	R	ER	BB	SO	HR	BF			
32	Chamberlain, Christian (L)			21								20			FRI 7/14 vs. Indianapolis	1.0	1	1	1	1	0	0	5			
46	Cruz, Steven			23 (NWA)		11 (NWA)						12	25		SAT 7/15 vs. Indianapolis	0.2	2	1	1	1	2	0	5			
55	Dipoto, Jonah	23										22			FRI 7/14 vs. Indianapolis	1.0	1	1	1	1	1	1	5			
51	Keller, Brad		49 (START)				28					28			FRI 7/14 vs. Indianapolis	1.0	2	1	1	1	1	0	6			
62	Klein, Will		20										29		SAT 7/15 vs. Indianapolis	1.0	2	0	0	1	2	0	6			
37	Kowar, Jackson	27										13			FRI 7/14 vs. Indianapolis	1.0	0	0	0	0	1	0	3			
58	Kriske, Brooks		14										17		SAT 7/15 vs. Indianapolis	1.1	1	0	0	1	2	0	5			
54	McArthur, James			42 (START)								33			FRI 7/14 vs. Indianapolis	1.2	2	3	3	2	3	1	9			
40	Pennington, Walter (L)						19						43		SAT 7/15 vs. Indianapolis, W	3.0	2	1	1	0	4	0	11			
47	Sisk, Evan (L)		11	25											THU 7/6 @ Gwinnett, L	0.1	0	3	3	3	0	0	4			

## OMAHA STARTING PITCHER SPLITS

	PITCHER	GS	W-L	TEAM W-L	R SUPPORT	SUPPORT/GS
	Heasley, Jonathan	13	1-5	7-6	36	2.77
	Parrish, Drew	12	3-2	12-5	59	4.92
	Castillo, Max	11	2-6	3-8	25	2.27
48	Cox, Austin	9	2-1	5-18	27	3.00
	Mayers, Mike	8	2-1	3-5	15	1.88
56	Veneziano, Anthony	6	4-1	4-2	25	4.17
41	Zerpa, Angel	4	0-2	0-4	4	1.00
	Lynch, Daniel	4	2-0	3-2	15	3.75
	Yarbrough, Ryan	3	0-0	1-2	5	1.67
	Marsh, Alec	3	2-0	2-1	14	4.67
	Mengden, Daniel	3	0-0	3-0	7	2.33
51	Keller, Brad	2	0-0	1-1	5	2.50
54	McArthur, James	2	0-0	1-1	5	2.50
25	Ragans, Cole	2	1-1	1-1	9	4.50
31	Bowlan, Jonathan	1	1-1	1-1	5	5.00
	Martinez, Marcelo	1	0-1	0-1	1	1.00
37	Kowar, Jackson	1	0-1	0-1	1	1.00
		85			258	3.04

## 1ST PITCH STRIKES

FPS	TBF	% FPS
174	296	58.8%
128	247	51.8%
152	248	61.3%
90	161	55.9%
99	160	61.9%
73	125	58.4%
44	76	57.9%
43	75	57.3%
37	53	69.8%
46	66	69.7%
19	49	38.8%
12	19	63.2%
12	19	63.2%
19	40	47.5%
14	23	60.9%
13	22	59.1%
9	14	64.3%
<b>984</b>	<b>1,693</b>	<b>58.1%</b>

## 1-2-3 INNINGS

TOTAL	POSSIBLE	% 1-2-3
18	62	29.0%
12	49	24.5%
19	56	33.9%
14	40	35.0%
9	34	26.5%
9	29	31.0%
2	15	13.3%
6	17	35.3%
5	14	35.7%
1	15	6.7%
2	7	28.6%
0	4	0.0%
3	5	60.0%
1	9	11.1%
0	5	0.0%
2	5	40.0%
0	2	0.0%
<b>103</b>	<b>368</b>	<b>28.0%</b>

## OMAHA STARTERS VS. RELIEVERS

STARTERS		RELIEVERS
20-20	W-L	22-23
5.17	ERA	5.40
383.1	INNINGS	365.1
405 (72)	HITS (HR)	348 (45)
231 (220)	R (ER)	254 (219)
166	BB	243
330	K	421
1.49	WHIP	1.65
.273	AVG	.255

## OMAHA STARTING PITCHER/CATCHER MATCHUPS

	LOGAN PORTER							JAKSON REETZ							FREDDY FERMIN							JOSÉ BRICEÑO							TOTALS						
PITCHER	GS	W-L	ERA	IP	ER	BB	SO	GS	W-L	ERA	IP	ER	BB	SO	GS	W-L	ERA	IP	ER	BB	SO	GS	W-L	ERA	IP	ER	BB	SO	GS	W-L	ERA	IP	ER	BB	SO
Hearley, Jonathan	6	0-4	7.84	31.0	27	10	33	3	0-0	4.12	15.1	7	7	11	4	1-1	10.20	17.2	21	9	16	-	-	-	-	-	-	-	13	1-5	7.73	64.0	55	26	60
Parrish, Drew	7	2-2	7.59	32.0	27	19	20	3	1-0	1.46	12.1	2	12	10	2	0-0	3.86	7.0	3	3	11	-	-	-	-	-	-	-	12	3-2	5.61	51.1	32	34	41
Castillo, Max	3	1-2	4.02	15.2	7	2	2	4	1-2	3.97	22.2	10	5	21	2	0-2	7.71	9.1	8	5	4	-	-	-	-	-	-	-	11	2-6	4.60	58.2	30	15	33
48 Cox, Austin	7	1-1	3.72	29.0	12	13	25	2	1-0	0.82	11.0	1	6	9	-	-	-	-	-	-	-	2	0-0	4.09	11.0	5	3	6	9	2-1	2.93	40.0	13	19	34
Mayers, Mike	-	-	-	-	-	-	-	5	2-0	4.91	22.0	12	11	20	3	0-1	10.50	12	14	6	9	-	-	-	-	-	-	-	8	2-1	6.88	34.0	26	17	29
56 Veneziano, Anthony	3	2-0	2.81	16.0	6	7	15	2	1-0	8.59	7.1	7	6	6	-	-	-	-	-	-	-	1	1-0	0.00	6.1	0	3	2	6	4-0	3.64	29.2	12	16	23
41 Zerpa, Angel	3	0-2	10.64	11.0	13	8	13	-	-	-	-	-	-	-	-	-	-	-	-	-	-	1	0-0	0.00	5.0	0	1	3	4	0-2	7.31	16.0	13	9	16
Lynch, Daniel	1	1-0	0.00	6.0	0	0	5	3	1-0	5.25	12.0	7	3	13	-	-	-	-	-	-	-	4	2-0	3.50	18.0	7	3	18	3	0-0	3.50	18.0	7	3	18
Yarbrough, Ryan	1	0-0	3.86	4.2	2	1	9	-	-	-	-	-	-	-	-	-	-	-	-	-	-	2	0-0	0.00	10.0	0	1	9	3	0-0	1.23	14.2	2	2	18
Marsh, Alec	3	2-0	2.40	15.0	4	7	19	-	-	-	-	-	-	-	-	-	-	-	-	-	-	3	2-0	2.40	15.0	4	7	19	3	2-0	2.40	15.0	4	7	19
Mengden, Daniel	2	0-0	5.87	7.2	5	4	5	1	0-0	3.00	3.0	1	1	4	-	-	-	-	-	-	-	3	0-0	5.06	10.2	6	5	9	3	0-0	5.06	10.2	6	5	9
51 Keller, Brad	1	0-0	4.50	2.0	1	2	3	-	-	-	-	-	-	-	-	-	-	-	-	-	-	1	0-0	0.00	2.0	0	3	0	2	0-0	2.25	4.0	1	5	3
54 McArthur, James	1	0-0	0.00	3.0	0	0	5	-	-	-	-	-	-	-	-	-	-	-	-	-	-	1	0-0	0.00	2.0	0	0	2	2	0-0	0.00	5.0	0	0	7
25 Ragans, Cole	2	1-1	5.59	9.2	6	2	12	-	-	-	-	-	-	-	-	-	-	-	-	-	-	-	-	-	-	-	-	2	1-1	5.59	9.2	6	2	12	
31 Bowlan, Jonathan	1	1-0	7.20	5.0	4	1	2	-	-	-	-	-	-	-	-	-	-	-	-	-	-	1	1-0	7.20	5.0	4	1	2	1	1-0	7.20	5.0	4	1	2
Martinez, Marcelo	1	0-1	9.00	5.0	5	1	3	-	-	-	-	-	-	-	-	-	-	-	-	-	-	1	0-1	9.00	5.0	5	1	3	1	0-1	9.00	5.0	5	1	3
37 Kowar, Jackson	-	-	-	-	-	-	-	-	-	-	-	-	-	-	-	-	-	-	-	-	-	-	-	-	-	-	-	-	1	0-1	13.50	2.2	4	4	3
Relievers	-	10-11	5.62	182.2	133	125	210	-	4-8	5.29	98.2	58	64	119	-	5-7	4.97	54.1	30	31	57	-	3-3	5.16	29.2	17	23	35	-	22-23	5.40	365.1	219	243	421
TOTALS	42	21-24	5.56	375.1	232	202	381	23	11-0	4.62	204.1	105	115	213	12	6-6	6.99	103.0	80	58	100	8	4-3	3.00	66.0	22	34	57	85	42-43	5.28	748.2	439	409	751
	CS/ATT		13/60	PCT	20.1	20.7		CS/ATT		5/29	PCT	17.2	24%		CS/ATT		3/10	PCT	30.0	0%		CS/ATT		2/10	PCT	20.0	0%		CS/ATT		23/108	PCT	21.3	20%	

## OMAHA CATCHER PITCHING STATS

CATCHERS		W	L	ERA	GS	SV	IP	H	R	ER	HR	HB	BB	IBB	SO	WHIP	AVG	WP	GDP	TBF	SB	CS	ATT	%CS	PB
14	Logan Porter	21	24	5.56	42	6	375.1	391	256	232	72	20	202	4	381	1.58	.270	16	43	1,687	47	13	60	21.67%	5
	Jakson Reetz	11	10	4.62	23	8	204.1	203	117	105	24	13	115	0	213	1.56	.258	16	15	925	24	5	29	17.24%	0
	Freddy Fermin	6	6	6.99	12	2	103.0	119	85	80	17	8	58	1	100	1.72	.288	9	8	488	7	3	10	30.00%	2
60	Jose Briceño	4	3	3.00	8	1	66.0	50	27	22	4	3	34	0	57	1.27	.210	4	6	278	8	2	10	20.00%	0

## PITCH TIMER VIOLATIONS CALLED ON OMAHA PITCHERS (16)

DATE	PITCHER (# IN '23)	INNING	UMPIRE	COUNT AT CALL	BATTER RESULT (COUNT)	DATE	PITCHER (# IN '23)	INNING	UMPIRE	COUNT AT CALL	BATTER RESULT (COUNT)
1. April 4 vs. Toledo	Marcelo Martinez (1)	▲ 7	Dane Poncsak	0-0	Strikeout Swinging (1-2)	11. May 6 vs. Louisville	Daniel Mengden (1)	▲ 3	Louie Krupka	0-0	RBI Single (1-1)
2. April 7 vs. Toledo	Ryan Bates (1)	▲ 9	Mark Bates	1-0	Walk (3-0)	12. May 10 @ Scranton/WB	Mike Mayers (2)	▼ 3	Raul Moreno	1-1	Strikeout Looking (3-2)
3. April 9 vs. Toledo	Max Castillo (1)	▲ 3	Cody Oakes	0-0	Strikeout Swinging (3-2)	13. May 28 @ St. Paul	Max Castillo (3)	▼ 1	Mike Rains	1-2	Groundout, 3-1 (3-2)
4. April 18 vs. Gwinnett	Mike Mayers (1)	▲ 5	Takahito Matsuda	0-0	Flyout, F7 (1-0)	14. June 8 @ Indianapolis	Andrés Núñez (2)	▼ 6	Matt Winter	0-1	2-RBI Double (3-2)
5. April 20 vs. Gwinnett	Max Castillo (2)	▲ 4	Ben Phillips	0-0	Walk (3-1)	15. June 15 vs. Columbus	Max Castillo (4)	▲ 5	Jose Matamoros	1-2	Lineout, L4
6. April 22 vs. Gwinnett	Drew Parrish (1)	▲ 5	Jose Navas	0-0	Walk (3-1)	16. July 9 @ Gwinnett	Angel Zerpa (1)	▼ 2	Cody Oakes	0-2	Strikeout Swinging (1-2)
7. April 23 vs. Gwinnett	Evan Sisk (1)	▲ 7	Ben Phillips (2)	0-0	Lineout (1-1)						
8. April 27 @ Nashville	Austin Cox (1)	▼ 3	Mark Bass	1-2	Strikeout Swinging (2-2)						
9. April 30 @ Nashville	Andrés Núñez (1)	▲ 9	Mark Bass (2)	2-0	Walk (3-0)						
10. May 4 vs. Louisville	Drew Parrish (2)	▲ 3	Randy Rosenberg	1-1	Walk (3-2)						



PLAYER	QUICK NOTES	CAREER HIGHS
<b>19</b> CJ ALEXANDER <b>INFIELD/OUTFIELD</b> • L/R • 6'3" • 215 • 7/17/1996 (26) <i>Traded from Atlanta – 7/11/2022</i> <i>Drafted by Atlanta – 2018, 20th Round</i> Born: Merrillville, Indiana • Resides: Surprise, Arizona	<p>2023: Hit .391 with a 1.245 OPS in 17 Cactus League games for KC, opened the regular season with OMA, played 44 games but placed on the Injured List 6/11, activated 7/14 ... hit .412 on rehab in 6 games with the ACL Royals, 4 HR, 15 RBI and a 1.835 OPS ... leads Omaha with 11 HR despite missing a month.</p> <p>2022: Began year with Mississippi Braves (AA) in the Southern League, traded with 2 players to KC from Atlanta on 7/11, assigned to NW Arkansas ... in 114 total games, tied 6th in Double-A in RBI (37), tied 10th in HR (25) ... set career highs in games played, 28 (18), HR, RBI, and OPS ... played 11 games in Aug. in RBI (20), tied 1st in league in HR (8).</p> <p>2018-21: Played 162 games in the Braves' system, between R, A, A+ and AAA ... slashed .229/.310/.374 (144-for-628) with 14 HR and 66 RBI ... began and ended 2019 in Double-A with Mississippi, spent July in High-A with the Florida Fire Frogs ... played 87 games in Double-A with league-champion Mississippi in 2021.</p> <p>2021: MISCL: Brother Blaze is prospect in the Diamondbacks system, a 2022 Texas League Postseason All-Star with Amarillo, added to the D-backs' 40-man roster in November 2022.</p> <p><b>HIT STREAK:</b> ON-BASE BASE STREAK:</p>	<p>H 3 (18x) Last: 7/6/23 @ ACL Cubs</p> <p>R 4 8/17/22 vs. San Antonio</p> <p>HR 2 (5x) Last: 8/11/22 @ Arkansas</p> <p>RBI 7 7/6/23 @ ACL Cubs</p> <p>BB 3 (3x) Last: 7/23 @ ACL Cubs</p> <p>SB 2 (2x) Last: 5/26/22 @ Pensacola</p> <p>H 3 (18x) Last: 5/6/23 vs. Louisville</p> <p>R 3 (6x) Last: 4/8/23 vs. Toledo</p> <p>HR 2 8/10/21 vs. Beloit</p> <p>RBI 5 6/24/21 @ Beloit</p> <p>BB 3 (3x) Last: 9/3/22 @ Tulsa</p> <p>SB 3 7/9/22 vs. Tulsa</p> <p>H 4 (7x) Last: 4/4/19 @ Albuquerque</p> <p>R 4 (2x) Last: 7/1/13 vs. Orem</p> <p>HR 3 6/28/13 vs. Orem</p> <p>RBI 3 6/28/13 vs. Orem</p> <p>BB 3 7/18/11 @ DSL Padres</p> <p>SB 3 6/21/10 vs. DSL Diamondbacks</p> <p>H 4 (5x) Last: 8/18/17 vs. Asheville</p> <p>R 4 6/26/16 @ Grand Junction</p> <p>HR 2 7/19/19 @ Amarillo</p> <p>RBI 5 7/17/22 @ Rochester</p> <p>BB 3 (6x) Last: 6/17/23 vs. Columbus</p> <p>SB 2 (2x) Last: 6/6/23 @ Indianapolis</p> <p>H 6 6/23/19 vs. Billings</p> <p>R 4 9/3/19 vs. Missoula</p> <p>HR 2 6/26/22 vs. Columbus</p> <p>RBI 4 (3x) Last: 6/28/22 @ St. Paul</p> <p>BB 3 (2x) Last: 6/20/23 @ Rochester</p> <p>SB 3 (2x) Last: 8/8/21 @ Arkansas</p> <p>H 4 (8x) Last: 9/3/22 @ DETROIT</p> <p>R 3 (21x) Last: 6/17/23 vs. Columbus</p> <p>HR 2 (3x) Last: 6/17/23 vs. Columbus</p> <p>RBI 4 (6x) Last: 6/22/22 vs. Columbus</p> <p>BB 4 7/29/18 @ Ogden</p> <p>SB 3 (2x) Last: 5/26/23 @ St. Paul</p> <p>H 4 (2x) Last: 5/30/23 vs. Memphis</p> <p>R 4 (2x) Last: 7/17/22 @ Corpus Christi</p> <p>HR 2 (2x) Last: 6/29/22 @ Amarillo</p> <p>RBI 6 6/2/21 vs. Beloit</p> <p>BB 3 (6x) Last: 4/20/23 vs. Gwinnett</p> <p>SB 1 (19x) Last: 6/28/23 vs. Iowa</p> <p>H 4 (11x) Last: 4/25/19 vs. Buffalo</p> <p>R 4 (2x) Last: 8/5/11 @ Bowie</p> <p>HR 2 (2x) Last: 9/29/19 @ NEW YORK (NL)</p> <p>RBI 7 5/5/13 @ PHILADELPHIA</p> <p>BB 3 (3x) Last: 8/3/12 @ Albuquerque</p> <p>SB 2 (3x) Last: 4/29/12 vs. Tacoma</p> <p>H 4 (4x) Last: 5/25/22 @ Louisville</p> <p>R 4 8/21/19 vs. Salem</p> <p>HR 3 8/22/19 vs. Salem</p> <p>RBI 5 (2x) Last: 8/24/21 vs. Springfield</p> <p>BB 3 (3x) Last: 6/20/19 vs. Frederick</p> <p>SB 3 (5x) Last: 4/22/22 @ Memphis</p> <p>H 5 8/1/21 vs. South Bend</p> <p>R 4 (3x) Last: 7/6/23 @ ACL Cubs</p> <p>HR 1 (37x) Last: 7/6/23 @ ACL Cubs</p> <p>RBI 5 4/22/22 @ Frisco</p> <p>BB 3 (4x) Last: 8/5/22 vs. Tulsa</p> <p>SB 2 (2x) Last: 6/10/22 @ Tulsa</p> <p>H 5 6/9/17 vs. Burlington</p> <p>R 5 (2x) Last: 5/8/22 @ Omaha</p> <p>HR 2 (2x) Last: 5/17/23 @ Omaha</p> <p>RBI 5 4/30/23 vs. Syracuse</p> <p>BB 3 5/7/22 vs. Columbus</p> <p>SB 3 (2x) Last: 8/8/21 @ Arkansas</p> <p>H 4 6/19 @ Johnson City</p> <p>R 3 (5x) Last: 7/15/23 vs. Indianapolis</p> <p>HR 2 (3x) Last: 4/5/23 vs. Toledo</p> <p>RBI 4 (2x) Last: 8/10/21 vs. Beloit</p> <p>BB 3 (8x) Last: 6/14/23 vs. Columbus</p> <p>SB 1 (2x) Last: 6/18/23 vs. Columbus</p> <p>H 4 (4x) Last: 6/18/23 vs. Columbus</p> <p>R 5 4/18/23 vs. Amarillo</p> <p>HR 3 4/18/23 vs. Amarillo</p> <p>RBI 6 4/18/23 vs. Amarillo</p> <p>BB 3 (3x) Last: 9/10/22 @ Wichita</p> <p>SB 3 8/22/21 @ South Bend</p>
<b>3</b> TUCKER BRADLEY <b>OUTFIELDER</b> • L/L • 6'0" • 195 • 5/6/1998 (24) <i>Signed 6/23/2020 as an Undrafted Free Agent (Georgia)</i> Born/Resides: Chickamauga, Georgia	<p>Ranked by MLB Pipeline as the No. 26 Royals prospect</p> <p>2023: Has hits in 23 of his last 31 games, after collecting hits in just 10 of his first 24 ... hit pinch-hit 2-run double in win on 4/14 and had 3 RBI off the bench in comeback win, Omaha's only pinch hit of the year ... 3-for-3, 2 RBI on his birthday, 5/6 vs. LOU ... hit .367 with a 1.006 OPS over 17 games in June.</p> <p>2022: Spent the entire season with NW Arkansas (AA) and reached base in 90 of 109 games (82.57%), reached base multiple times in team-best 56 games ... 1st on team with 33 multi-hit games ... hit two grand slams, on 4/23 @ FRI &amp; 5/12 vs. WCH ... reached base at least twice in seven straight games from 7/26 to 8/2.</p> <p>2021: Began his professional career splitting the year between Columbia (A) and Quad Cities (A+), .380 OBP ranked fourth among qualified Royals Minor Leaguers.</p> <p><b>HIT STREAK:</b> 4 Games (7/5 to 7/14). .333 (5-for-15). 1 2B, 1 3B, 1 HR</p> <p><b>ON-BASE BASE STREAK:</b> 4 Games (7/5 to 7/14). .333 (5-for-15). 2 BB</p>	
<b>60</b> JOSÉ BRICEÑO <b>CATCHER</b> • R/R • 6'3" • 230 • 9/19/1993 (30) <i>Signed 1/18/2023 as a Minor League Free Agent</i> <i>Originally signed 4/29/2010 with Colorado (Intl. F.A.)</i> Born: Caracas, Venezuela • Resides: Mesa, Arizona	<p>2023: Opened the season in NW Arkansas (AA) and appeared in 15 games for the Naturals (11 starts at catcher) and hit .246 (16-for-65) with 3 2B and 7 RBI ... on the injured list from 4/30 to 5/16 and again from 5/24 to 6/9 ... assigned to Omaha on 6/16.</p> <p>2022: Began the season with the Lexington Legends in the independent Atlantic League and appeared in 26 games before signing with Kansas City on May 23 and reporting to Omaha (AAA), where he finished the season, slashing .252/.298/.405 (33-for-133) over 37 games the Storm Chasers (34 starts at catcher).</p> <p>2016 to 2020: Played 5 seasons in the Angels system, beginning in High-A in 2016 before making his MLB debut in 2018 ... played 46 Major League games with the Angels in 2018 and hit .239 (28-for-117), made his debut on May 26 at Yankee Stadium, went 2-for-4 with 1 homer and 2 RBI ... played 2 games with the Angels in 2020.</p> <p>2010 to 2015: Played 5 seasons in the Rockies system and reached Low-A ... traded to Atlanta in Jan. 2015 and spent the year in High-A, traded to the Angels in Nov. 2015.</p> <p><b>HIT STREAK:</b> 2023: Has hits in 39 of 65 games ... has made at least 5 starts at all 4 infield positions: 1B (9), 2B (7), 3B (5) and SS (40) ... this season in his 13th in the Royals organization, all in the Minors, with 868 games played (204 in Triple-A) ... hitting a league-best .519 (14-for-27) in July, 3rd in OBP (.536) and OPS (1.388).</p> <p>2022: In his 11th year as a member of the Royals' organization, began the year with Omaha, but assigned to NW Arkansas (AA) on 8/9 and finished the season with the Naturals ... over 59 games with the Storm Chasers, slashed .218/.318/.316 (38-for-174) while playing six different positions (1B, 2B, 3B, SS, LF &amp; RF) ... made at least 10 starts at each SS (150.2 innings), 3B (121.0 innings) and 1B (115.0 innings) ... snapped 0-for-27 streak with Naturals on 8/21 vs. San Antonio ... 15-for-67 over last 20 games after hitless streak ended ... played 800th MLB game (all in Royals system) on 9/15 vs. Frisco, entered as defensive replacement.</p> <p>2011-2022: Played 803 games in the Royals' minor league system, slashing .232/.311/.312 (606-for-2610), with 29 HR and 271 RBI ... 2013 Dominican Royals Player of the Year ... 143 games with Omaha between 2021 and 2023, hitting .226 over 80 games in 2021 after an early-season promotion from Double-A.</p> <p><b>HIT STREAK:</b> 2 Games (7/14 to 7/15). 625 (5-for-8). 1 2B</p> <p><b>ON-BASE BASE STREAK:</b> 6 Games (7/4 to 7/15). 524 (11-for-21). 1 BB</p>	
<b>17</b> ANGELO CASTELLANO <b>INFIELDER</b> • R/R • 6'0" • 165 • 1/13/1995 (28) <i>Signed 7/16/2011 as an International Free Agent</i> Born/Resides: San Diego, Venezuela	<p>2023: Opened the season on the injured list with a right hamstring fracture he suffered in Spring Training, activated from the injured list 5/4 and made his season debut 5/5 ... first hit of the season was a HR in the 3rd inning on 5/9 @ SWB, hasn't hit one since ... has made starts at 2B (15), SS (9) &amp; 3B (10) this year.</p> <p>2022: Spent the entire season with Omaha and tied for 1st on the team in triples (4), while ranking 2nd in games played (127), plate appearances (515) and runs (64). 3rd in doubles (22), total bases (151), stolen bases (17) and walks (47), 4th in hits (94) and 5th in RBI (52) ... made starts at a career-high six positions for the Chasers, including 2B, (62 G), 3B, (40 G), SS (6 G) and his first professional appearances in the outfield: in LF (13 G), CF (1 G) and RF (2 G).</p> <p>2021: Spent the entire season with NW Arkansas (AA), playing in 108 of the team's 119 regular season games, including 104 starts as the leadoff hitter ... led the Naturals in games played, at-bats (444), runs scored (74) and hits (128) ... led off the game with a hit 32 times, including 10 of his last 19 regular season games.</p> <p><b>HIT STREAK:</b> ON-BASE BASE STREAK:</p>	
<b>6</b> CLAY DUNGAN <b>INFIELDER</b> • L/R • 6'1" • 195 • 6/2/1996 (27) 2019 MLB Draft – Round 9 (Indiana State) Born: Muncie, Indiana • Resides: Alexandria, Indiana	<p>2023: Made his first Opening Day roster with Royals, but has hit .075 (4-for-53) in 28 games over 4 stints with KC ... on his 4th stint with Omaha 4/24-5/5/25-6/9, 6/16-6/23 &amp; 6/26-pres) ... threw a scoreless inning 4/10 @ TEX, 2 hits and 1 strikeout, fastball sat 91-95 ... after opening 0-for-25 with KC, hits in first 2 AB's with OMA, HR in first AB 4/27 @ NAS ... homered in first AB back 6/17 vs. COL ... has hits in 21 of 34 games with Omaha, 11 multi-hit games.</p> <p>2022: Split time in the Minor Leagues between NW Arkansas (AA) and Omaha (AAA) but also appeared in 44 games with Kansas City over three separate stints with the Royals: 7/14-17, 8/4-22 and 9/1 through the end of the regular season ... opened the year in Double-A and made his MLB debut July 14 ... led the majors with a 98.1 mph arm strength ... for the 2nd straight year, saw time at five positions in the Minors (SS, 3B, LF, CF and RF), played in the OF for 27 of his first 29 games, then played 3B for 12 of his last 15 games.</p> <p>2021: Began the season with Quad Cities (A+) and played 70 games for the River Bandits, led the team in stolen bases (23) and played in the Arizona Fall League.</p> <p><b>HIT STREAK:</b> ON-BASE BASE STREAK: 6 Games (7/5 to 7/15). 217 (5-for-23). 3 BB</p>	
<b>24</b> NATE EATON <b>INFIELD/OUTFIELD</b> • R/R • 5'11" • 200 • 12/22/1996 (26) 2018 MLB Draft – Round 21 (VMI) Born/Resides: Chester, Virginia	<p>Ranked by MLB Pipeline as the No. 6 Royals prospect ... Ranked by Baseball America as the No. 7 Royals prospect</p> <p>2023: Has reached base in 65 of 79 games this season ... 1st on team with 51 RBI, 19 doubles, 29 extra base hits &amp; 117 total bases ... 2nd with 69 hits &amp; 42 walks, 3rd with 39 runs ... 72 starts in RF are the most of any Storm Chaser at a single defensive position ... hit .281 (27-for-97) with a .769 OPS in 24 May games after hitting .198 (17-for-86) with a .667 OPS in April, then just .207 (18-for-87) with a .675 OPS in June.</p> <p>2022: Named Kansas City's George Brett Award inner (top position player in the organization and NW Arkansas (AA) ... began season in Quad Cities (A+), assigned to NW Arkansas 6/14 ... ranked 8th in MLB in batting average (.326) ... Royals org leader in AVG (.326), SLG (.542) and OPS (.964), 2nd in OBP (.422) ... drove in at least one run in 36 of 73 games since joining the Naturals, reached base in 64 of 73 games (87.67%) ... reached in 28 straight games, 7/30 to 9/3, with .485 OBP.</p> <p>2021: Spent his first pro season in Quad Cities (A+), played everyday for the first two months of the season ... placed on the 7-day injured list on 7/14 and then the 60-day IL 8/2.</p> <p><b>HIT STREAK:</b> ON-BASE BASE STREAK: 6 Games (7/5 to 7/15). 238 (5-for-21). 5 BB</p>	
<b>28</b> TYLER GENTRY <b>OUTFIELDER</b> • R/R • 6'2" • 215 • 2/1/1999 (24) 2020 MLB Draft – Round 3 (Alabama) Born: Memphis, Tenn. • Resides: Arlington, Tenn.	<p>2023: Signed with Atlanta on 1/30, went 1-for-11 in Spring Training and was released 3/22 ... on 4/11, signed with the Long Island Ducks in the independent Atlantic League, appeared in 38 games and hit .297 (43-for-145) with 7 HR and 34 RBI, signed with Kansas City on June 16 and assigned to Omaha ... first OMA HR was 4th inning grand slam on 6/22 @ ROC ... has 11 RBI in 18 games with Omaha ... hit into a played play, 7/9 @ GWN.</p> <p>2021-2022: Signed with the Chiba Lotte Marines of Nippon Professional Baseball in December 2020 and played 155 NPB games over the 2021 and 2022 seasons, with a .213 average (.96-for-450) ... hit 24 doubles and 6 homers with 44 RBI over his two seasons (79 games in 2021, 76 in 2022) ... also played 32 games in the Eastern League (minor league).</p> <p>MLB Experience: Between 2012 and 2020, has appeared in 922 Major League games over parts of 9 seasons Toronto (2012), Miami (2013-17), Tampa Bay (2017-18), Pittsburgh (2018), New York, AL (2018), New York, NL (2019-20) ... is a career .253 hitter with a .641 OPS ... has started 757 games at SS (672.0 innings).</p> <p><b>HIT STREAK:</b> ON-BASE BASE STREAK:</p>	
<b>18</b> BREWER HICKLEN <b>OUTFIELDER</b> • R/R • 6'2" • 220 • 2/9/1996 (27) 2017 MLB Draft – Round 7 (Alabama at Birmingham) Born/Resides: Huntsville, Alabama	<p>2023: Began the season on the 7-Day Injured list (right elbow strain) and activated 4/25 ... has hits in 18 of his last 23 games with 12 XBH ... has played in 51 of Omaha's 64 games since he activated, with team-leading 33 starts at DH (and 21 of the last 27), has hit 1st in the lineup 9 times.</p> <p>2022: Played in 130 games for Omaha (AAA) and was named the Royals Triple-A Player of the Year but also appeared in six games with Kansas City over two separate stints with the Royals: May 26-30 and July 14-17 ... contract was selected by KC May 26 and made his major league debut that night in Minnesota, starting in CF ... reached base in 34 straight games between 7/26 and 9/2 ... set career highs in 2B (30), HR (28), RBI (85) and R (85) ... finished just two homers shy of a 30/30/30 season (HR/SB/2B).</p> <p>2021: Spent the entire year with NW Arkansas (AA), led all Double-A hitters with 40 steals, tied 13th in all of the Minors ... homered twice in the AA-Central Championship Series.</p> <p><b>HIT STREAK:</b> ON-BASE BASE STREAK: 3 Games (7/7 to 7/15). 308 (4-for-13). 2 BB</p>	
<b>13</b> NICK LOFTIN <b>INFIELD/OUTFIELD</b> • R/R • 6'1" • 200 • 10/6/1995 (26) 2020 MLB Draft – Round 1/32nd Overall (Baylor) Born: Corpus Christi, Texas • Resides: Surprise, Ariz.	<p>Ranked by MLB Pipeline as the No. 3 Royals prospect ... Ranked by Baseball America as the No. 6 Royals prospect</p> <p>2023: Opened the season with Omaha and played 44 games before being placed on the Injured List 6/1, activated 7/14 ... hit .471 with a 1.321 OPS over 6 rehab games with the ACL Royals ... hit safely in his last 12 games, reached in 16 straight before going on the IL, with 27 RBI over 23 games in May ... hit .341 with a .991 OPS in May after hitting .220 with a .646 OPS in April.</p> <p>2022: Began the season in NW Arkansas (AA) and reached in 76 of 88 games ... played at least 3 games at 5 positions with the Naturals (2B, 3B, SS, LF, CF) ... called up to Omaha on 8/9 and played 38 games for the Storm Chasers, slashed .216/.280/.359 (33-for-153) with 5 HR and 19 RBI.</p> <p>2021: Spent his first pro season with Quad Cities (A+), won the High-A East Central batting title with a .289 average hit for the cycle on 8/1, going 5-for-6 with a walk-off HR.</p> <p><b>HIT STREAK:</b> ON-BASE BASE STREAK:</p>	
<b>22</b> JERMAINE PALACIOS <b>INFIELDER</b> • R/R • 6'0" • 200 • 7/19/1996 (26) <i>Signed 6/12/2023 as a Minor League Free Agent</i> <i>Originally signed 9/6/2013 with Minnesota (Intl. F.A.)</i> Born/Resides: Barquisimeto, Venezuela	<p>2023: Signed with Detroit as a Minor League free agent on 12/14/2022 and appeared in 36 games with Toledo (AAA), hitting .176 (22-for-125) with 6 HR and 21 RBI, hitting 3 HR with 6 RBI in 6 games @ Werner Park ... released on 6/8, signed by Kansas City on 6/12 and assigned to Omaha ... in 13 games, has 10 hits, including 5 that are XBH (3 2B, 2 HR).</p> <p>2022: In his 8th season in the Twins organization, saw his first Major League action in 2022, playing in 30 games with Minnesota and 102 with St. Paul (AAA) ... made his Major League debut in game one of the doubleheader on May 31 at Detroit, going 0-for-3 with a walk and run scored, also pitched twice, totaling 0.2 scoreless innings ... named a Twins Organization All-Star by MLB.com for the 4th time in his career, hitting .283 (111-for-392) with a .803 OPS in Triple-A with the Saints</p> <p>2021: Played 110 games with Wichita (AA), 7th in the Texas League in R (69) &amp; HR (19), tied 7th with 106 H, tied 8th with 180 TB ... named a Twins Organization All-Star.</p> <p><b>HIT STREAK:</b> 2 Games (7/7 to 7/14). 333 (3-for-9). 1 HR</p> <p><b>ON-BASE BASE STREAK:</b> 2 Games (7/7 to 7/14). 333 (3-for-9). 1 BB</p>	
<b>14</b> LOGAN PORTER <b>CATCHER/INFIELD</b> • R/R • 6'0" • 200 • 7/12/1995 (28) <i>Signed 6/21/2018 as an Undrafted Free Agent (Dixie State)</i> Born: Phoenix, Arizona • Resides: Surprise, Arizona	<p>2023: Career-high 30-game base-streak ended last week ... 6 HR in 17 games in April, then 1 in the next 47 games and 3 in the last 6 ... has reached base in 60 of 69 games played with hits in 49 of 69 games ... has 26 walks in his last 29 games after drawing 15 walks in his first 41 games ... hit the 3rd two-HR game of his career on 4/5 vs. Toledo ... has played 30 of Omaha's 31 games since June 1, with starts at C (20) &amp; 1B (9).</p> <p>2022: Began the season in NW Arkansas (AA) and reached in 66 of 77 games, reached multiple times in 49 games ... assigned to Omaha (AAA) on 8/9 and finished season in MLB in ON-BASE PERCENTAGE (.442) ... combining his AA &amp; AAA numbers, was the Royals system leader in OBP (.442), 2nd in OPS (.918), 3rd in batting average (.301)</p> <p>2021: Spent the season with Quad Cities (A+) and slashed .241/.368/.451 (62-for-257) in 77 games ... named a High-A Central post-season All-Star at catcher.</p> <p>MISC: Grew up down the street from Surprise Stadium, was a clubhouse for the AZL Royals the summer of 2011 while in high school, also caught ballparks for the team.</p> <p><b>HIT STREAK:</b> 4 Games (7/7 to 7/15). 357 (5-for-14). 1 2B, 2 HR</p> <p><b>ON-BASE BASE STREAK:</b> 4 Games (7/7 to 7/15). 357 (5-for-14). 3 BB, 1 HBP</p>	
<b>7</b> JOHN RAVE <b>OUTFIELDER</b> • L/R • 6'0" • 200 • 12/30/1997 (25) 2019 MLB Draft – Round 5 (Illinois State) Born: Canton, Illinois • Resides: Bloomington, Illinois	<p>2023: Reached base in 31 straight games between 5/31 and 7/14 between AA &amp; AAA ... opened the year with NWA, played 54 games for the Storm Chasers, with 5 HR, 24 RBI &amp; team-leading 34 BB ... made 40 of 53 starts in CF ... hit 3 HR on 4/18 vs. Amarillo with 6 RBI ... transferred to Omaha on 6/13, has hits in 17 of 22 games with the Chasers, with 26 H (12 XBH) and 17 RBI since he joined the team ... hit safely in first 9 games ... drove in 8 runs in series vs. COL (6/13 to 6/18).</p> <p>2022: Spent most of the season with NW Arkansas (AA), played 111 games with the Naturals, also appeared in 11 games with Omaha across two stints (5/25-6/4 &amp; 7/12-7/19) ... slashed .195/.233/.390 (8-for-41) over 11 games for the Chasers, including 2 HR, 4 RBI game on 7/17 @ Rochester ... played 18 games for Surprise in the Arizona Fall League.</p> <p>2021: Spent the season with Quad Cities (A+) and appeared in 77 games for the High-A Central Champion River Bandits ... named an MLB.com Organization All-Star in the outfield for Kansas City and slashed .252/.352/.453 (70-for-278) ... hit 14 homers and stole 13 bases, making him one of five 13-13 players in the system in 2021.</p> <p><b>HIT STREAK:</b> ON-BASE BASE STREAK:</p>	





SO NICE, THEY DID IT TWICE (OR MORE)	MULTI-HIT GAMES					MULTI-RUN GAMES					MULTI-RBI GAMES					MULTI-BB GAMES					MULTI-K GAMES					MULTI-SB GAMES				
	2	3	4	5+	T	2	3	4	5+	T	2	3	4	5+	T	2	3	4	5+	T	2	3	4	5+	T	2	3	4	5+	T
19 Alexander, CJ	6	3	-	-	9	6	1	-	-	7	4	1	1	-	6	1	-	-	-	1	14	1	-	-	15	-	-	-	-	-
3 Bradley, Tucker	11	2	-	-	13	6	1	-	-	7	3	4	-	-	7	7	-	-	-	7	3	-	1	-	4	4	-	-	-	4
60 Briceño, José	-	-	-	-	-	-	-	-	-	-	-	-	-	-	-	-	-	-	-	-	1	1	-	-	2	-	-	-	-	-
17 Castellano, Angelo	8	3	-	-	11	7	-	-	-	7	6	1	-	-	7	4	2	-	-	6	6	1	-	-	7	1	-	-	-	1
6 Dungan, Clay	5	2	-	-	7	2	1	-	-	3	2	1	-	-	3	2	1	-	-	3	5	-	-	-	5	1	-	-	-	1
24 Eaton, Nate	8	3	-	-	11	1	2	-	-	3	4	-	-	-	4	1	-	-	-	1	8	2	-	-	10	1	1	-	-	2
28 Gentry, Tyler	15	1	1	-	17	3	2	-	-	5	6	4	1	1	12	6	1	-	-	7	12	7	-	-	19	-	-	-	-	-
11 Hechavarria, Adeiny	1	1	-	-	2	1	-	-	-	1	-	-	1	-	1	1	-	-	-	1	2	-	-	-	2	-	-	-	-	-
18 Hicklen, Brewer	8	2	-	-	10	7	1	-	-	8	3	2	-	-	5	4	-	-	-	4	13	2	-	-	15	-	-	-	-	-
13 Loftin, Nick	11	3	1	-	15	4	-	-	-	4	4	7	1	-	12	-	-	-	-	-	4	-	-	-	4	-	-	-	-	-
22 Palacios, Jermaine	3	-	-	-	3	-	-	-	-	-	2	-	-	-	2	-	-	-	-	-	3	1	1	-	5	-	-	-	-	-
14 Porter, Logan	14	3	-	-	17	6	1	-	-	7	8	1	-	-	9	6	4	-	-	10	14	5	-	-	19	-	-	-	-	-
7 Rave, John	4	1	1	-	6	3	-	-	-	3	2	2	-	-	4	2	1	-	-	3	2	2	-	-	4	-	-	-	-	-
Beaty, Matt	2	-	-	-	2	1	-	-	-	1	2	-	-	-	2	1	-	-	-	1	1	-	-	-	1	-	-	-	-	-
Blanco, Dairon	10	6	1	-	17	9	1	-	-	10	3	2	-	-	5	5	1	-	-	6	3	2	-	-	5	9	3	1	-	13
Camargo, Johan	5	-	-	-	5	-	-	-	-	-	1	-	-	-	1	3	-	-	-	3	1	-	-	-	1	-	-	-	-	-
Fermin, Freddy	1	1	1	-	3	3	1	-	-	4	1	1	-	-	3	2	1	-	-	3	2	-	-	-	2	-	-	-	-	-
Garcia, Maikel	4	1	-	-	5	2	-	-	-	2	2	2	-	-	4	3	1	-	-	4	2	1	-	-	3	-	-	-	-	-
Isbel, Kyle	3	-	-	-	3	1	-	-	-	1	1	1	-	-	2	1	-	-	-	1	1	-	-	-	1	-	-	-	-	-
Jenista, Greyson	-	-	-	-	-	-	-	-	-	-	-	-	-	-	-	-	-	-	-	-	2	-	-	-	2	-	-	-	-	-
Lopez, Nicky	1	-	-	-	1	-	-	-	-	-	-	-	-	-	-	1	-	-	-	1	-	-	-	-	-	-	-	-	-	-
Massey, Michael	-	-	-	-	-	1	-	-	-	1	-	-	-	-	-	-	-	-	-	-	1	-	-	-	1	-	-	-	-	-
Pratto, Nick	-	1	-	-	1	1	-	-	-	1	2	-	-	-	2	3	-	-	-	3	2	1	-	-	3	-	-	-	-	-
Reetz, Jakson	4	2	-	-	6	-	-	-	-	-	1	-	-	-	1	2	-	-	-	2	5	2	1	-	8	-	-	-	-	-
Reyes, Franmil	1	-	-	-	1	1	-	-	-	1	1	-	-	-	1	-	-	-	-	-	1	1	-	-	2	-	-	-	-	-
Taylor, Samad	18	5	-	-	23	8	3	-	-	11	8	2	-	-	10	7	3	-	-	10	13	1	1	-	15	3	2	2	-	7
Wallace, Paxton	1	1	-	-	2	-	-	-	-	2	-	-	-	-	-	-	-	-	-	-	1	-	-	-	1	-	-	-	-	-
Waters, Drew	1	-	3	-	4	2	2	-	-	4	1	1	-	-	2	1	-	-	-	1	1	2	-	-	3	-	-	-	-	-
	145	41	8	0	194	75	16	0	0	91	67	32	4	3	106	63	15	0	0	78	121	34	4	0	159	19	6	3	0	28

## HITTING STREAKS

PLAYER	CURRENT	LONGEST	DATES/RESULTS							
			START	END	AVG	2B	3B	HR	RBI	OPS
19 Alexander, CJ	-	5	4/29	5/6	.278 (5-18)	1	0	0	3	.611
3 Bradley, Tucker	4	6 (2x)	6/14	6/25	.556 (10-18)	4	0	0	5	1.430
60 Briceño, José	-	2 (2x)	6/30	7/2	.286 (2-7)	0	0	0	1	.661
17 Castellano, Angelo	2	3 (4x)	7/4	7/6	.545 (6-11)	2	1	0	2	1.454
6 Dungan, Clay	-	6 (2x)	6/21	6/29	.318 (7-22)	0	0	0	1	.703
24 Eaton, Nate	-	7	5/28	6/4	.345 (10-29)	1	1	1	2	.939
28 Gentry, Tyler	-	5	4/5	4/9	.350 (7-20)	1	0	1	6	.967
11 Hechavarria, Adeiny	-	3 (2x)	7/5	7/7	.231 (3-13)	1	0	0	0	.594
18 Hicklen, Brewer	-	8	6/13	6/22	.375 (12-32)	4	0	1	6	1.023
13 Loftin, Nick	-	12	5/16	5/30	.417 (20-48)	4	0	3	18	1.170
22 Palacios, Jermaine	2	2 (3x)	7/7	7/14	.333 (3-9)	0	0	1	2	1.067
14 Porter, Logan	4	9	6/20	7/2	.387 (12-31)	2	0	0	8	.965
7 Rave, John	-	9	6/13	6/25	.406 (13-32)	4	1	2	10	1.255

BOLD indicates longest streak in 2023 among active players

Italics indicates longest personal streak is active

## ON-BASE STREAKS

	CURRENT	LONGEST	DATES/RESULTS							
			START	END	AVG	2B	HR	BB	HBP	OBP
	-	7	5/11	5/19	.250 (7-28)	2	3	3	0	.313
	4	9	5/21	6/10	.344 (11-32)	3	1	7	0	.450
	-	5	6/18	7/2	.235 (4-17)	0	0	2	1	.350
	6	9	4/1	4/19	.320 (8-25)	2	2	6	0	.438
	-	18	5/28	6/29	.316 (18-57)	1	0	14	1	.440
	6	7	5/28	6/4	.345 (10-29)	1	1	2	0	.387
	6	11	6/7	6/21	.233 (10-43)	4	2	7	1	.346
	-	3 (2x)	7/5	7/7	.231 (3-13)	1	0	1	0	.286
	3	16	6/8	6/30	.317 (20-63)	6	2	7	2	.397
	-	16	5/10	5/30	.349 (22-63)	5	3	10	0	.427
	2	2 (3x)	7/7	7/14	.333 (3-9)	0	1	1	0	.400
	4	30	5/24	7/5	.302 (32-106)	5	1	24	2	.433
	-	20	6/13	7/9	.351 (26-74)	8	3	12	0	.437

Gold indicates career-best streak

## PITCHES/PLATE APPEARANCE &amp; PLATE APPEARANCE DEPTH

PLAYER	AVG. P/PA	TOTAL PA	TOTAL P	LONGEST PA (#)	DATE	INN.	PITCHER	RESULT
19 Alexander, CJ	3.95	175	691	8 (5x)	6/8 @ IND	▲ 5	J.C. Flowers	Walk
3 Bradley, Tucker	3.89	200	777	10	4/29 @ NAS	▲ 3	Robert Stock	Groundout (4-3)
60 Briceño, José	3.47	30	104	7	6/21 @ ROC	▲ 2	Paolo Espino	Strikeout Swinging
17 Castellano, Angelo	4.07	234	952	10	4/18 vs. GWN	▼ 3	Michael Soroka	Strikeout Swinging
6 Dungan, Clay	4.10	143	587	10 (2x)	6/2 vs. MEM	▼ 10	Jake Walsh	Walk
24 Eaton, Nate	3.99	155	619	10 (2x)	7/5 @ GWN	▲ 9	Roel Ramirez	Groundout (5-3)
28 Gentry, Tyler	4.16	360	1,499	12	6/7 @ IND	▲ 9	Cody Bolton	Walk
11 Hechavarria, Adeiny	3.71	73	271	10	7/15 vs. IND	▼ 4	John O'Reilly	Walk
18 Hicklen, Brewer	3.82	206	786	10	6/3 vs. MEM	▼ 5	Zack Thompson	Strikeout Swinging
13 Loftin, Nick	3.37	200	673	9	7/15 vs. IND	▼ 7	Manuel Rodriguez	Popout, P3
22 Palacios, Jermaine	3.98	49	195	9	7/4 @ GWN	▲ 3	Nolan Kingham	Strikeout Swinging
14 Porter, Logan	4.06	295	1,199	9	6/15 vs. COL	▼ 6	Cade Smith	Strikeout Looking
7 Rave, John	4.39	98	430	8	7/5 @ GWN	▲ 1	Justus Sheffield	Strikeout Swinging
	3.96	2,218	8,783					

## PINCH-HITTING LOG (13)

#	DATE	INNING	PINCH HITTER	HITTING FOR	RESULT
1.	4/5 vs. Toledo	▼ 9	CJ Alexander	Angelo Castellano	Fielder's Choice (4-6)
2.	4/14 @ Iowa	▲ 8	Tucker Bradley	Angelo Castellano	2-RBI Double
3.	4/18 vs. Gwinnett	▼ 9	Tucker Bradley	Angelo Castellano	Strikeout Looking
4.	4/29 @ Nashville	▲ 8	Logan Porter	CJ Alexander	Strikeout Swinging
5.	5/7 vs. Louisville	▼ 9	CJ Alexander	Angelo Castellano	Groundout (4-3)
6.	5/10 @ Scranton/WB	▲ 8	CJ Alexander	Angelo Castellano	Strikeout Swinging
7.	5/12 @ Scranton/WB	▲ 8	Brewer Hicklen	Tucker Bradley	Flyout (F9)
8.	5/20 vs. Toledo	▼ 9	Tucker Bradley	Angelo Castellano	Strikeout Swinging
9.	5/27 @ St. Paul	▲ 7	Clay Dungan	Samad Taylor	Groundout, 6-3
10.	6/28 vs. Iowa	▼ 9	Paxton Wallace	Adeiny Hechavarria	Strikeout Swinging
11.	7/3 vs. Iowa	▼ 9	Angelo Castellano	Jermaine Palacios	Strikeout Swinging
12.	7/4 @ Gwinnett	▲ 8	Samad Taylor	José Briceño	Strikeout Looking
13.	7/6 @ Gwinnett	▲ 9	Brewer Hicklen	Angelo Castellano	Flyout (F9)

Omaha Pinch Hitters: 1-for-13, 2B, 2 RBI, 7 K

Most-Used Pinch Hitter:  
CJ Alexander & Tucker Bradley (3x)Most Frequently Pinch-Hit For:  
Angelo Castellano (7x)

## PITCH TIMER VIOLATIONS CALLED ON OMAHA HITTERS (7)

DATE	INNING	UMPIRE	HITTER	COUNT AT CALL	BATTER RESULT (COUNT)
1. April 12 @ Iowa	▲ 9	Tom Hanahan	Samad Taylor (1)	0-1	Single (0-2)
2. June 3 vs. Memphis	▼ 8	Cody Clark	Johan Camargo (1)	0-0	Strikeout (0-2)
3. June 6 @ Indianapolis	▲ 1	Lew Williams	Dairon Blanco (1)	0-2	Strikeout (0-3)
4. June 20 @ Rochester	▲ 9	Steven Jaschinski	Tyler Gentry (1)	0-0	Strikeout (0-2)
5. June 24 @ Rochester	▲ 3	Chris Marco	José Briceño (1)	0-0	Strikeout (2-2)
6. June 24 @ Rochester	▲ 8	Chris Marco	Adeiny Hechavarria (1)	0-0	Walk (3-2)
7. July 15 vs. Indianapolis	▼ 1	Austin Jones	John Rave (1)	0-0	Strikeout (0-2)

## PITCHING

vs. Left-Handed Starter	12-15
vs. Right-Handed Starter	30-28
WITH Left-Handed Starter	21-20
WITH Right-Handed Starter	21-23
0-4 strikeouts	1-1
5-9 strikeouts	24-28
10+ strikeouts	17-14
0 runs of support	0-13
1-2 runs of support	10-17
3-4 runs of support	16-9
5-9 runs of support	13-4
10+ runs of support	2-0

## SCORING

1-Run Games	6-12
2-Run Games	9-5
3-4-Run Games	12-11
5+ Run Games	15-15
Extra Innings	2-2
Shutouts	1-1
Doubleheaders	1-1 (1 SPLIT)
Scoring 0-2 Runs	1-17
3-5 Runs	7-16
6-9 Runs	23-9
10+ Runs	11-1
Opponent 0-2 Runs	15-0
3-5 Runs	16-11
6-9 Runs	11-24
10+ Runs	0-8
Scored in 1st Inning	19-11
Opponent scored in 1st	18-16
Scores first	24-19
Opponent scores first	18-24

## HITTING

Omaha 0-5 hits	3-13
6-9 hits	10-19
10+ hits	29-11
Opponent 0-5 hits	8-3
6-9 hits	22-15
10+ hits	12-25
Out-hit opponent	30-11
Out-hit by opponent	9-29
Hits are tied	3-3
Hit 0 home runs	9-18
1 home run	15-17
2 home runs	8-5
3+ home runs	10-3
Opponent hit 0 home runs	16-6
1 home run	15-15
2 home runs	9-11
3+ home runs	2-11
Leave 0-5 runners on base	9-16
6-9 on base	25-18
10+ on base	8-9
Opponent leaves 0-5 runners on base	5-12
6-9 on base	22-26
10+ on base	15-5
Steals 0 bases	10-16
1 base	4-9
2 bases	12-10
3+ bases	16-8
Opponent steals 0 bases	17-17
1 base	15-12
2 bases	8-7
3+ bases	2-7

## FIELDING

Turned 0 double plays	15-16
1 double play	16-17
2 double plays	6-8
3+ double plays	5-2
Made 0 errors	28-13
1 error	9-22
2 errors	3-5
3+ errors	2-3
Opponent made 0 errors	19-21
1 error	13-14
2 errors	6-7
3+ errors	4-1

## TEAM HIGHS

<b>LONGEST WIN STREAK</b>	<b>11 Games</b> * June 6 - June 18
<b>LONGEST LOSING STREAK</b>	5 Games (2x) Last: July 2 - July 6
<b>LONGEST HOME WINNING STREAK</b>	6 Games June 13 - June 18
<b>LONGEST HOME LOSING STREAK</b>	3 Games (3x) Last: June 13 - June 15
<b>LONGEST ROAD WINNING STREAK</b>	5 Games (2x) Last: June 6 - June 10
<b>LONGEST ROAD LOSING STREAK</b>	3 Games July 4 - July 6
<b>LARGEST MARGIN OF VICTORY</b>	11 Runs 4/1 @ Indianapolis (12-1 Win)
<b>LARGEST MARGIN OF DEFEAT</b>	13 Runs (2x) Last: 5/27 @ St. Paul (14-1 Loss)
<b>LONGEST GAME, INNINGS</b>	11 Innings 5/11 @ Scranton/Wilkes-Barre (4-3 Win)
<b>LONGEST GAME, TIME</b>	3:23 6/2 vs. Memphis (10-9 Win, 10 Innings)
<b>LONGEST 9-INNING GAME, TIME</b>	3:17 6/8 @ Indianapolis (15-7 Win)
<b>SHORTEST 9-INNING GAME, TIME</b>	2:14 (3x) Last: 7/4 @ Gwinnett (3-1 Loss)
<b>SHORTEST GAME, TIME</b>	1:46 7/2 vs. Iowa, G2 (6-2 Loss)
<b>LARGEST COMEBACK WIN</b>	6 Runs, After 4th 5/6 vs. Louisville (11-9 Win)
<b>LARGEST MARGIN OF LEAD SURRENDERED (LOSS)</b>	5 Runs, After 7th 6/4 vs. Memphis (6-5 Loss)
<b>MOST ERRORS, TEAM</b>	3 (5x) Last: 5/27 @ St. Paul (14-1 Loss)
<b>MOST ERRORS, PLAYER</b>	3 Angelo Castellano 5/27 @ St. Paul (14-1 Loss)
<b>LARGEST CROWD, HOME</b>	9,023 7/3 vs. Iowa (7-6 Loss)
<b>LARGEST CROWD, ROAD</b>	10,067 7/4 @ Gwinnett (3-1 Loss)
<b>WARMEST FIRST PITCH</b>	89 Degrees 6/29 vs. Iowa (8-3 Win)
<b>COLDEST FIRST PITCH</b>	35 Degrees 4/5 vs. Toledo (7-6 Loss)

## OFFENSIVE HIGHS

<b>MOST RUNS SCORED, GAME</b>	16 5/17 vs. Toledo (16-8 Win)
<b>MOST RUNS SCORED, INNING</b>	10 5th Inning 6/8 @ Indianapolis (15-7 Win)
<b>MOST CONSECUTIVE INNINGS SCORED</b>	5 (2x) Last: 4th-8th Innings 5/17 vs. Toledo (16-8 Win)
<b>FEWEST HITS, GAME</b>	2 5/20 vs. Toledo (4-1 Loss)
<b>MOST HITS, GAME</b>	18 5/17 vs. Toledo (16-8 Win)
<b>MOST DOUBLES, GAME</b>	7 5/17 vs. Toledo (16-8 Win)
<b>MOST TRIPLES, GAME</b>	2 7/6 @ Gwinnett (9-6 Loss)
<b>MOST HOME RUNS, GAME</b>	4 (3x) Last: 5/21 vs. Toledo (8-6 Win)
<b>MOST EXTRA-BASE HITS, GAME</b>	10 5/17 vs. Toledo (16-8 Win)
<b>MOST RBI, GAME</b>	15 (2x) Last: 6/8 @ Indianapolis (15-7 Win)
<b>MOST RUNNERS LOB, GAME</b>	15 5/16 vs. Toledo (9-2 Loss)
<b>MOST TOTAL BASES, GAME</b>	34 5/17 vs. Toledo (16-8 Win)
<b>MOST WALKS, GAME</b>	11 (2x) Last: 6/8 @ Indianapolis (15-7 Win)
<b>FEWEST STRIKEOUTS, GAME</b>	16 (2x) Last: 6/9 @ Indianapolis (6-2 Win)
<b>MOST STRIKEOUTS, GAME</b>	16 5/20 vs. Toledo (4-1 Loss)
<b>FEWEST STRIKEOUTS, GAME</b>	7 7/6 @ Gwinnett (9-6 Loss)
<b>MOST STOLEN BASES, GAME</b>	3 5/26 @ St. Paul (6-4 Win)
<b>MOST HIT BY PITCHES</b>	4 5/6 vs. Louisville (11-9 Win)

## INDIVIDUAL OFFENSIVE HIGHS

<b>MOST RUNS, GAME</b>	3 (16x) Last: Logan Porter, 7/15 vs. Indianapolis (8-3 Win)
<b>MOST HITS, GAME</b>	4 (8x) Last: John Rave, 6/18 vs. Columbus (6-4 Win)
<b>MOST DOUBLES, GAME</b>	2 (13x) Last: Angelo Castellano, 7/5 @ Gwinnett (8-7 Loss, 10 Innings)
<b>MOST TRIPLES, GAME</b>	1 (14x) Last: Castellano & Gentry, 7/6 @ Gwinnett (9-6 Loss)
<b>MOST HOME RUNS, GAME</b>	2 (5x) Last: Brewer Hicklen, 7/14 vs. Indianapolis (13-5 Loss)
<b>MOST TOTAL BASES, GAME</b>	13 Drew Waters 5/21 vs. Toledo (8-4 Win)
<b>MOST RBI, GAME</b>	6 Freddy Fermin 4/8 vs. Toledo (13-8 Win)
<b>MOST WALKS, GAME</b>	3 (14x) Last: Samad Taylor, 7/7 @ Gwinnett (7-1 Win)
<b>MOST STRIKEOUTS, GAME</b>	4 (4x) Last: Jermaine Palacios, 6/22 @ Rochester (8-4 Win)
<b>MOST STOLEN BASES, GAME</b> ^	<b>4 (3x) Last: Samad Taylor, 7/5 @ Gwinnett (8-7 Loss, 10 Innings)</b>
<b>MOST HIT BY PITCHES, GAME</b>	2 (2x) Last: Dairon Blanco, 5/25 @ St. Paul (8-6 Loss)
<b>MOST SACRIFICE FLIES, GAME</b>	2 (2x) Last: Samad Taylor, 4/30 @ Nashville (10-6 Win)
<b>MOST DOUBLE PLAYS GROUND INTO, GAME</b>	2 (4x) Last: Brewer Hicklen, 5/28 @ St. Paul (10-6 Loss)

## PITCHING HIGHS

<b>MOST RUNS ALLOWED, GAME</b>	14 (3x) Last: 5/27 @ St. Paul (14-1 Loss)
<b>MOST RUNS ALLOWED, INNING</b>	9 7th Inning 5/28 @ St. Paul (10-6 Loss)
<b>FEWEST HITS ALLOWED, GAME</b>	3 (2x) Last: 6/29 vs. Iowa (8-3 Win)
<b>MOST HITS ALLOWED, GAME</b>	18 5/9 @ Scranton/Wilkes-Barre (14-2 Loss)
<b>MOST TOTAL BASES ALLOWED, GAME</b>	34 (2x) Last: 5/9 @ Scranton/Wilkes-Barre (14-2 Loss)
<b>FEWEST STRIKEOUTS, GAME</b>	3 4/18 vs. Gwinnett (4-1 Loss)
<b>MOST STRIKEOUTS, GAME</b>	15 5/11 @ Scranton/Wilkes-Barre (4-3 Win, 11 Innings)
<b>FEWEST WALKS ALLOWED, GAME</b>	0 7/2 vs. Iowa, G2 (6-2 Loss)
<b>MOST WALKS ALLOWED, GAME</b>	12 6/28 vs. Iowa (9-2 Loss)
<b>MOST HOME RUNS ALLOWED, GAME</b>	6 (2x) Last: 5/31 vs. Memphis (9-4 Loss)
<b>MOST WILD PITCHES</b>	4 4/21 @ Gwinnett (7-3 Loss)

## INDIVIDUAL PITCHING HIGHS

<b>MOST RUNS ALLOWED, GAME</b>	11, Jonathan Heasley 4/13 @ Iowa (14-1 Loss)
<b>MOST EARNED RUNS ALLOWED, GAME</b> ^	<b>11, Jonathan Heasley 4/13 @ Iowa (14-1 Loss)</b>
<b>FEWEST HITS ALLOWED, GAME (STARTER)</b>	1 (5x) Last: Brad Keller (2.0 IP), 7/2 vs. Iowa, G1 (11-1 Win)
<b>MOST HITS ALLOWED, GAME</b>	11, Jonathan Heasley 5/21 vs. Toledo (8-6 Win)
<b>MOST HOME RUNS ALLOWED, GAME</b> ^	<b>5 (2x) Last: Austin Cox, 5/31 vs. Memphis (9-4 Loss)</b>
<b>MOST STRIKEOUTS</b>	9 Ryan Yarbrough 6/29 vs. Iowa (8-3 Win)
<b>MOST CONSECUTIVE STRIKEOUTS</b>	5 Ryan Yarbrough 6/29 vs. Iowa (8-3 Win)
<b>MOST WALKS ALLOWED, GAME</b>	5 (2x) Last: Jonathan Heasley, 6/18 vs. Columbus (6-4 Win)
<b>MOST HIT BATTERS, GAME</b>	2 (4x) Last: Jackson Kowar, 7/4 @ Gwinnett (3-1 Loss)
<b>MOST INNINGS PITCHED, STARTER</b>	7.0, Jonathan Heasley 4/19 vs. Gwinnett (6-2 Loss)
<b>MOST PITCHES THROWN, STARTER</b>	104, Jonathan Heasley 4/25 @ Nashville (8-3 Loss)
<b>MOST INNINGS PITCHED, RELIEVER</b>	4.1 (2x) Last: Jonathan Bowlan, 7/2 vs. Iowa, G1 (11-1 Win)
<b>MOST PITCHES THROWN, RELIEVER</b>	94, Jonathan Bowlan 7/2 vs. Iowa, G1 (11-1 Win)

^ Indicates Storm Chasers Record Tied

\* Indicates Storm Chasers Record Set

## STATCAST LEADERS (TOP 10)

LONGEST MEASURED HOMER DISTANCE			HIGHEST BATTED BALL EXIT VELOCITY			HIGHEST PITCH VELOCITY			HIGHEST PITCH SPIN RATE		
Player	Distance (Pitcher)	Date	Player	Exit Velo (Batted Ball Type)	Date	Player	Pitch Velo (Pitch Result)	Date	Player	Spin Rate (Pitch Type)	Date
Tyler Gentry	471 (2-Run off Connor Thomas)	5/30 vs. MEM	CJ Alexander	115.3 (Double vs. Reese Olson)	4/7 vs. TOL	Will Klein	100.7 (Richie Martin, Foul Ball)	6/21 @ ROC	Josh Dye	3,329 (81.2MPH Changeup vs. Joe Hudson)	4/21 vs. GWN
Dairon Blanco	455 (Solo off Simeon Woods Richardson)	5/23 @ STP	Drew Waters	111.8 (Double vs. Sam Clay)	5/19 vs. TOL	Will Klein	100.3 (Jake Slaughter, Strikeout)	7/3 vs. IOW	Jon Heasley	3,090 (93.8MPH 45-Fastball vs. Abraham Toro)	4/30 @ NAS
Brewer Hicklen	443 (3-Run off Miguel Diaz)	5/18 vs. TOL	Brewer Hicklen	111.7 (Single vs. Kent Emanuel)	6/9 @ IND	Will Klein	100.2 (Richie Martin, Foul Ball)	6/21 @ ROC	Josh Staumont	3,058 (81.0MPH Curveball vs. Miguel Andujar)	3/31 @ IND
Nick Loftin	433 (3-Run off Brent Headrick)	5/24 @ STP	CJ Alexander	110.6 (Lineout vs. Cody Bolton)	6/10 @ IND	Will Klein	100.2 (Zack Collins, Strikeout)	6/14 vs. COL	Jonah Dipoto	3,028 (82.2MPH Slider vs. Vaughn Grissom)	7/4 @ GWN
Tyler Gentry	431 (3-Run off Hunter Stratton)	6/10 @ IND	Brewer Hicklen	110.4 (Double vs. Robert Gasser)	4/30 @ NAS	Will Klein	99.9 (Matt Mervis, Strikeout)	7/3 vs. IOW	Jonah Dipoto	3,010 (80.5MPH Curveball vs. Kramer Robertson)	5/31 vs. MEM
Brewer Hicklen	428 (2-Run off Juan Minaya)	7/14 vs. IND	CJ Alexander	109.9 (Homer vs. Mitch Spence)	5/14 @ SWB	Will Klein	99.7 (Alex Call, Single)	6/25 @ ROC	Jonah Dipoto	3,008 (80.8MPH Slider vs. Masyn Winn)	5/31 vs. MEM
Freddy Fermin	428 (2-Run off Ashton Goudeau)	4/8 vs. TOL	Dairon Blanco	109.6 (Double Play vs. Kervin Castro)	4/7 vs. TOL	Will Klein	99.3 (Richie Martin Foul Ball)	6/25 @ ROC	Jonah Dipoto	3,004 (81.1MPH Slider vs. Ivan Herrera)	5/31 vs. MEM
Brewer Hicklen	426 (Solo off Ryan Loutos)	6/1 vs. MEM	Brewer Hicklen	109.5 (Homer vs. DJ. Snetten)	5/14 @ SWB	Will Klein	99.3 (Alex Call, Single)	6/21 @ ROC	Jonah Dipoto	3,004 (80.0MPH Curveball vs. Ivan Herrera)	5/31 vs. MEM
Johan Camargo	426 (Solo off Randy Dobnak)	5/27 @ STP	Brewer Hicklen	109.4 Groundout vs. Tyler Chatwood)	6/10 @ IND	Jakson Kowar	99.3 (Justin Dean, Ball)	4/18 vs. GWN	Jonah Dipoto	3,002 (80.8MPH Slider vs. Luken Baker)	6/2 vs. MEM
Jakson Reetz	426 (Solo off Andrew Abbott)	5/7 vs. LOU	Nate Eaton	109.1 (Single vs. Caleb Simpson)	6/17 vs. COL	Will Klein	99.2 (Nelson Velazquez, Strikeout)	6/29 vs. IOW	Drew Parrish	3,000 (86.7MPH Sinker vs. Nick Solak)	4/22 vs. GWN





## THE LAST TIME OMAHA...

THREW A PERFECT GAME.....  
THREW A 9-INNING NO-HITTER.....6/20/1988 vs. Columbus (Luis Aquino, 2-0 win)  
THREW A 7-INNING NO-HITTER.....7/13/1990 @ Iowa [G1] (Gene Walter, 3-0 win)  
THREW A COMBINED NO-HITTER.....4/17/1997 vs. Oklahoma City (Jim Converse and Allen McMill, 2-0 win)

THREW A COMBINED 1-HITTER (9 Innings).....8/26/2019 vs. Nashville (5-0 Win)  
Pitchers: Arnaldo Hernandez (8.0 IP), Gabe Speier (1.0 IP)  
THREW A COMBINED 1-HITTER (7 Innings).....  
THREW A COMBINED 2-HITTER (9 Innings).....6/12/2022 vs. Lehigh Valley (10-0 Win)  
Pitchers: Zack Grelenke (5.0 IP), Andrés Núñez (1.0 IP), Marcelo Martínez (2.0 IP) & Brad Peacock (1.0 IP)  
THREW A COMBINED 2-HITTER (7 Innings).....  
GOT NO-HIT (9 INNINGS).....June 7, 2017 vs. Nashville (4-0 Loss)  
Pitchers: Chris Smith, Sean Doolittle, Tucker Healy and Simon Castro,

GOT NO-HIT (LESS THAN 9 INNINGS).....  
GOT 1-HIT.....8/15/2021 vs. Iowa (10-0 Loss)  
GOT 2-HIT.....5/20/2023 vs. Toledo (4-1 Loss)

THREW A COMBINED 9-INNING SHUTOUT.....5/18/2023 vs. Toledo (9-0 Win)  
Pitchers: Austin Cox (5.0 IP), Evan Sisk (1.0 IP), Dylan Coleman (1.0 IP), Collin Snider (1.0 IP), Nick Wittgren (1.0 IP)  
THREW SHUTOUTS IN 3 STRAIGHT GAMES.....8/7/2018 vs. Salt Lake and 8/9 and 8/10/2018 @ Round Rock (5-0, 9-0, 2-0)  
THREW BACK-TO-BACK SHUTOUTS.....8/9 and 8/10/2018 @ Round Rock (9-0 Win & 2-0 Win)  
GOT SHUT OUT (9 INNINGS).....4/26/2023 @ Nashville (5-0 Loss)  
GOT SHUT OUT IN BACK-TO-BACK GAMES.....7/23 and 7/24/2022 vs. Iowa (10-0 Loss, 7-0 Loss)  
GOT SHUT OUT IN 3 STRAIGHT GAMES.....N/A (Since 2005)  
GOT SHUT OUT (LESS THAN 9 INNINGS).....5/28, 2022 @ Louisville [G2] (3-0 Loss)

HAD A 11-GAME WINNING STREAK.....June 6 to June 18, 2023  
HAD A 10-GAME WINNING STREAK.....June 5 to June 16, 2012  
HAD A 9-GAME WINNING STREAK.....May 22 to June 1, 2021  
HAD A 8-GAME WINNING STREAK.....May 23 to May 30, 2010  
HAD A 7-GAME WINNING STREAK.....July 21 to July 26, 2015  
HAD A 6-GAME WINNING STREAK.....August 25 to August 31, 2021

LOST 10 GAMES IN A ROW.....August 6 to August 16, 2006  
LOST 8 GAMES IN A ROW.....June 6 to June 14, 2016  
LOST 7 GAMES IN A ROW.....April 20 to April 28, 2019  
LOST 6 GAMES IN A ROW.....May 4 to May 9, 2018

STRUCK OUT 19+ OPPOSING HITTERS.....5/6/2021 vs. St. Paul (19)  
STRUCK OUT 17+ OPPOSING HITTERS.....5/6/2021 vs. St. Paul (19)  
STRUCK OUT 15+ OPPOSING HITTERS.....5/11/2023 @ Scranton/Wilkes-Barre (15)  
STRUCK OUT 10+ OPPOSING HITTERS.....7/15/2023 vs. Indianapolis (12)

SCORED 20+ RUNS IN ONE GAME.....7/4/2022 vs. Toledo (20)  
SCORED 15+ RUNS IN ONE GAME.....6/8/2023 @ Indianapolis (15)  
SCORED 10+ RUNS IN ONE GAME.....7/3/2023 vs. Iowa, G1 (11)  
ALLOWED 20+ RUNS IN ONE GAME.....9/11/2021 @ St. Paul (21)  
ALLOWED 15+ RUNS IN ONE GAME.....9/11/2022 vs. Indianapolis (19)  
ALLOWED 10+ RUNS IN ONE GAME.....7/14/2023 vs. Indianapolis (13)

HAD 27+ HITS IN ONE GAME.....7/4/2022 vs. Toledo (27)  
HAD 25+ HITS IN ONE GAME.....7/4/2022 vs. Toledo (27)  
HAD 20+ HITS IN ONE GAME.....7/4/2022 vs. Toledo (27)  
HAD 15+ HITS IN ONE GAME.....7/3/2023 vs. Iowa, G1 (16)  
HAD 10+ HITS IN ONE GAME.....7/14/2023 vs. Indianapolis (12)  
ALLOWED 22+ HITS IN ONE GAME.....8/2/2019 @ Reno (23)  
ALLOWED 20+ HITS IN ONE GAME.....8/2/2019 @ Reno (23)  
ALLOWED 15+ HITS IN ONE GAME.....5/27/2023 @ St. Paul (16)  
ALLOWED 10+ HITS IN ONE GAME.....7/14/2023 vs. Indianapolis (13)

WALKED 14+ TIMES IN ONE GAME.....4/14/2022 vs. Louisville (14)  
WALKED 10+ TIMES IN ONE GAME.....6/10/2023 @ Indianapolis (10)  
WALKED 8+ TIMES IN ONE GAME.....7/7/2023 @ Gwinnett (8)  
ALLOWED 13+ WALKS IN ONE GAME.....5/8/2007 vs. Sacramento (13)  
ALLOWED 10+ WALKS IN ONE GAME.....6/28/2023 vs. Iowa (12)  
ALLOWED 8+ WALKS IN ONE GAME.....7/14/2023 vs. Indianapolis (9)

HIT 9+ HOME RUNS IN A GAME.....7/3/2022 vs. Toledo (9)  
HIT 7+ HOME RUNS IN A GAME.....7/3/2022 vs. Toledo (9)  
HIT 5+ HOME RUNS IN A GAME.....7/3/2022 vs. Toledo (9)  
HIT 3+ HOME RUNS IN A GAME.....7/15/2023 vs. Indianapolis (3)  
ALLOWED 7+ HOME RUNS IN A GAME.....9/5/2021 vs. Toledo (7)  
ALLOWED 5+ HOME RUNS IN A GAME.....5/31/2023 vs. Memphis (6)  
ALLOWED 3+ HOME RUNS IN A GAME.....7/14/2023 vs. Indianapolis (4)

HAD 2 PLAYERS HIT 2 HOME RUNS IN A GAME.....Nate Eaton & Roman Quinn, 7/4/2022 vs. Toledo (20-6 win)  
HIT BACK-TO-BACK HOME RUNS.....4/5/2023 vs. Toledo, 6th inning (7-6 loss)  
Tyler Gentry (3-run) & Logan Porter (solo)  
HIT 3 STRAIGHT HOME RUNS.....5/21/2021 @ Iowa, 9th Inning (9-8 loss)  
Anderson Miller (2-run), Sebastian Rivero (solo), Gabriel Cancel (solo)

SCORED 10+ RUNS IN AN INNING.....10 Runs, 5th Inning - 6/8/2023 @ Indianapolis (15-7 win)  
SCORED 7+ RUNS IN AN INNING.....7 Runs, 4th Inning - 6/17/2023 vs. Columbus (13-4 win)  
SCORED 5+ RUNS IN AN INNING.....5 Runs, 6th Inning - 7/7/2023 @ Gwinnett (7-1 win)  
SCORED 5+ RUNS IN AN EXTRA INNING.....6 Runs, 11th Inning - 8/3/2021 @ Columbus (11-7 win)  
ALLOWED 10+ RUNS IN AN INNING.....10 Runs, 6th Inning - 7/16/2012 vs. Oklahoma City (16-6 loss)  
ALLOWED 7+ RUNS IN AN INNING.....8 Runs, 6th Inning - 7/9/2023 @ Gwinnett (8-1 loss)  
ALLOWED 5+ RUNS IN AN INNING.....5 Runs, 3rd Inning - 7/14/2023 vs. Indianapolis (13-5 loss)  
ALLOWED 5+ RUNS IN AN EXTRA INNING.....6 Runs, 12th Inning - 7/7/2017 vs. Colorado Springs (8-4 loss)

WON A GAME BY 15+ RUNS.....14 Runs - 7/4/2023 vs. Toledo (20-6 win)  
WON A GAME BY 10+ RUNS.....10 Runs - 7/3/2023 vs. Iowa, G1 (11-1 win)  
LOST A GAME BY 15+ RUNS.....16 Runs - 9/11/2022 vs. Indianapolis, (19-3 loss)  
LOST A GAME BY 10+ RUNS.....14 Runs - 5/27/2023 @ St. Paul (14-1 loss)

SCORED 12+ RUNS IN CONSECUTIVE GAMES.....9/25/2021 and 9/26/2021 vs. Indianapolis (12-3 Win & 17-12 loss)  
SCORED 10+ RUNS IN CONSECUTIVE GAMES.....6/26/2022 vs. Columbus & 6/28/2022 @ St. Paul (17-4 Win, 11-2 win)  
SCORED JUST ONE RUN WITHOUT AN RBI.....5/4/2019 vs. Iowa (6-1 loss)  
SCORED MULTIPLE RUNS WITHOUT AN RBI.....4/30/2018 @ Iowa (10-3 loss)  
SCORED MORE RUNS THAT RECORDED HITS.....6/14/2023 vs. Columbus (6-1 win, 6 runs on 5 hits)

TURNED 6 DOUBLE PLAYS IN ONE GAME.....8/25/08 vs. New Orleans  
TURNED 5 DOUBLE PLAYS IN ONE GAME.....4/1/2023 @ Indianapolis  
TURNED 4 DOUBLE PLAYS IN ONE GAME.....5/9/2023 @ Scranton/Wilkes-Barre  
TURNED 3+ DOUBLE PLAYS IN ONE GAME.....6/16/2023 vs. Columbus (3)  
TURNED A TRIPLE PLAY.....5/13/2023 @ Scranton/WB, 5th Inning (8-6 loss)  
6-4-3-5 (Fielders: Angelo Castellano to Samad Taylor to CJ Alexander to Nick Loftin | Batter: Ben Rortvedt)  
HIT INTO A TRIPLE PLAY.....7/9/2023 @ Gwinnett, Adeiny Hechavarria, 7th Inning (8-1 loss)  
5-4-3 (Fielders: Daniel Robertson to Vaughn Grissom to Joe Dunand)

COMMITTED 6 ERRORS.....5/10/2012 @ Sacramento  
COMMITTED 5 ERRORS.....4/16/2006 @ Memphis  
COMMITTED 4 ERRORS.....6/29/2022 @ St. Paul  
COMMITTED 3+ ERRORS.....5/27/2023 @ St. Paul (3)

EVERY STORM CHASER IN THE STARTING LINEUP HAD A HIT.....6/29/2023 vs. Iowa  
EVERY STORM CHASER IN THE STARTING LINEUP SCORED A RUN.....6/17/2023 vs. Columbus  
EVERY STORM CHASER IN THE STARTING LINEUP HAD A HIT AND SCORED A RUN.....  
LINEUP BATTED AROUND TWICE IN ONE GAME.....3rd and 4th Innings - 6/17/2023 vs. Columbus

WON ON THE LAST AT-BAT OF THE GAME (WALK-OFF WIN).....6/2/2023 vs. Memphis (10-9 Win, 10 innings)  
LOST ON THE LAST AT-BAT OF THE GAME (WALK-OFF LOSS).....7/5/2023 @ Gwinnett (8-6 Loss, 10 innings)  
PLAYED BACK-TO-BACK EXTRA-INNING GAMES.....7/2 and 7/3/2019 @ Round Rock (7-6 Loss & 9-8 Loss, both 10 innings)

WON BOTH GAMES OF A DOUBLEHEADER.....8/22/2022 vs. Scranton/Wilkes-Barre (9-4 Win & 12-10 Win)  
PITCHED SHUTOUTS IN BOTH GAMES OF A DOUBLEHEADER.....N/A (Since 2005)  
LOST BOTH GAMES OF A DOUBLEHEADER.....8/29/2018 vs. Colorado Springs (3-2 Loss & 7-0 Loss)  
SHUT OUT IN BOTH GAMES OF A DOUBLEHEADER.....6/2/2013 vs. Memphis (7-0 Loss, 5-0 Loss)

OPPOSING HITTER HAD A 3-HOMER GAME.....Christian Encarnacion-Strand, 5/4/2023 vs. Louisville  
OPPOSING HITTER HIT FOR THE A CYCLE.....Matt McClain, 5/4/2023 vs. Louisville

## THE LAST TIME AN OMAHA HITTER...

HAD 6 HITS IN ONE GAME.....Matt Diaz, 7/27/2005 @ Portland  
HAD 5 HITS IN ONE GAME.....Dairon Blanco, 9/15/2022 @ Columbus  
HAD 4 HITS IN ONE GAME.....John Rave, 6/18/2023 vs. Columbus  
HAD 3 HITS IN ONE GAME.....Angelo Castellano, 7/15/2023 vs. Indianapolis

HIT 2 HOME RUNS IN ONE GAME.....Ryan McBroom, 6/13/2021 @ St. Paul  
HIT 3 HOME RUNS IN ONE GAME.....Brewer Hicklen, 7/14/2023 vs. Indianapolis  
HIT 2 TRIPLES IN ONE GAME.....Angel Franco, 5/6/2016 @ Iowa  
HAD 4 DOUBLES IN ONE GAME.....Jordan Parraz, 5/18/2010 @ Las Vegas  
HIT 3 DOUBLES IN ONE GAME.....Dairon Blanco, 9/15/2022 @ Columbus  
HAD 2 DOUBLES IN ONE GAME.....Angelo Castellano, 7/5/2023 @ Gwinnett  
HIT 2 SACRIFICE FLIES IN ONE GAME.....Samad Taylor, 4/30/2023 @ Nashville

HIT A GRAND SLAM.....Adeiny Hechavarria, 6/22/2023 @ Rochester  
HIT AN INSIDE-THE PARK HOME RUN.....John Rave, 6/18/2023 vs. Columbus  
LED OFF A HOME GAME WITH A HOME RUN.....Nate Eaton, 6/17/2023 vs. Columbus  
LED OFF A ROAD GAME WITH A HOME RUN.....Drew Waters, 8/16/2022 @ Louisville  
HIT A PINCH-HIT HOME RUN.....Elier Hernández, 5/22/2019 vs. Iowa  
HIT A WALK-OFF HOME RUN.....Nate Eaton, 5/31/2022 vs. Indianapolis  
HIT A WALK-OFF GRAND SLAM.....Jimmy Govecn, 5/7/2022 vs. Columbus  
HIT A WALK-OFF PINCH-HIT HOME RUN.....Chad Santos, 8/23/2005 vs. New Orleans  
HIT FOR THE CYCLE.....Jimmy Paredes, 5/12/2014 vs. New Orleans

HAD 11 RBI IN ONE GAME.....Mike Moustakas, 8/30/2010 vs. Round Rock  
HAD 9 RBI IN ONE GAME.....Brett Ebner, 4/9/2014 vs. Memphis  
HAD 8 RBI IN ONE GAME.....Jimmy Paredes, 5/12/2014 vs. New Orleans  
HAD 7 RBI IN ONE GAME.....Brett Hayes, 4/14/2013 vs. Nashville  
HAD 6 RBI IN ONE GAME.....Freddy Fermin, 4/8/2023 vs. Toledo  
HAD 5 RBI IN ONE GAME.....Tyler Gentry, 6/8/2023 @ Indianapolis  
HAD 4 RBI IN ONE GAME.....Adeiny Hechavarria, 6/22/2023 @ Rochester

SCORED 5 RUNS IN ONE GAME.....Brett Ebner, 5/12/2014 vs. New Orleans  
SCORED 4 RUNS IN ONE GAME.....Maikel Garcia, 9/15/2022 @ Columbus  
SCORED 3 RUNS IN ONE GAME.....Logan Porter, 7/15/2023 vs. Indianapolis

WALKED 4 TIMES IN ONE GAME.....MJ Melendez, 8/22/2022 vs. Columbus  
WALKED 3 TIMES IN ONE GAME.....Samad Taylor, 7/7/2023 @ Gwinnett

STOLE 4 BASES IN ONE GAME.....Samad Taylor, 7/5/2023 @ Gwinnett  
STOLE 3 BASES IN ONE GAME.....Dairon Blanco, 6/10/2023 @ Indianapolis  
STOLE 2 BASES IN ONE GAME.....Samad Taylor, 6/14/2023 vs. Columbus

STRUCK OUT 5 TIMES IN ONE GAME.....Drew Waters, 8/10/2022 @ Toledo  
STRUCK OUT 4 TIMES IN ONE GAME.....Jermaine Palacios, 6/22/2023 @ Rochester  
STRUCK OUT 3 TIMES IN ONE GAME.....Nate Eaton, 7/9/2023 @ Gwinnett

REACHED BASE 5 TIMES IN ONE GAME.....Nicky Lopez, 7/27/2018 @ Fresno  
REACHED BASE 4 TIMES IN ONE GAME.....Samad Taylor, 6/10/2023 @ Indianapolis  
REACHED BASE 4 TIMES IN ONE GAME.....Tyler Gentry, 7/7/2023 @ Gwinnett

REACHED BASE IN EVERY TRIP TO THE PLATE (6 PA).....Brett Ebner, 4/9/2014 vs. Memphis  
REACHED BASE IN EVERY TRIP TO THE PLATE (5 PA).....Dairon Blanco, 5/25/2023 @ St. Paul  
REACHED BASE IN EVERY TRIP TO THE PLATE (4 PA).....John Rave, 7/2/2023 vs. Iowa [G1]  
REACHED BASE IN EVERY TRIP TO THE PLATE (3 PA).....Angelo Castellano, 7/2/2023 vs. Iowa [G1]

HAD 2 HOME RUNS IN THE SAME INNING.....Brett Ebner: 5th Inning, 5/12/2015 vs. Memphis  
HAD 2 DOUBLES IN THE SAME INNING.....Clay Duncan: 6th Inning, 6/26/2022 vs. Columbus  
HAD 2 HITS IN THE SAME INNING.....Angelo Castellano: 3rd Inning, 7/2/2023 vs. Iowa [G1]  
HAD 2 WALKS IN THE SAME INNING.....Samad Taylor: 5th Inning, 6/8/2023 @ Indianapolis  
REACHED 2 TIMES IN THE SAME INNING.....Angelo Castellano: 3rd Inning, 7/2/2023 vs. Iowa [G1]  
SCORED 2 RUNS IN THE SAME INNING.....Dairon Blanco & Samad Taylor: 5th Inning, 6/8/2023 @ Indianapolis

HIT HOME RUNS IN 6 STRAIGHT GAMES.....Steve Sisco, June 13 to June 21, 1998  
HIT HOME RUNS IN 5 STRAIGHT GAMES.....Cory Aldridge, July 27 to August 8, 2009  
HIT HOME RUNS IN 4 STRAIGHT GAMES.....Nick Pratto, August 19 to August 22, 2021  
HIT HOME RUNS IN 3 STRAIGHT GAMES.....Brent Rooker, September 23 to September 26, 2022  
HIT HOME RUNS IN BACK-TO-BACK GAMES.....CJ Alexander, June 7 and 8, 2023  
HIT HOME RUNS IN BOTH GAMES OF A DOUBLEHEADER.....Nick Pratto, 4/7/2022 @ Indianapolis  
HIT HOME RUNS FROM BOTH SIDES OF THE PLATE, GAME.....Tim Raines Jr., 8/20/2009 @ Tacoma  
HIT HOME RUN IN FIRST OMAHA AT-BAT.....Jakson Reetz, 8/28/2022 vs. Scranton/WB [G1]

HAD 2+ HITS IN 7 STRAIGHT GAMES.....Johnny Giavotella, August 3 to August 14, 2014  
HAD 2+ HITS IN 6 STRAIGHT GAMES.....Dairon Blanco, September 10 to September 17, 2022  
HAD 2+ HITS IN 5 STRAIGHT GAMES.....MJ Melendez, September 25 to October 2, 2021

HAD A 20+ GAME HITTING STREAK.....Frank Schwindel, 20 Games: July 22 to August 13, 2018  
HAD A 18+ GAME HITTING STREAK.....Frank Schwindel, 20 Games: July 22 to August 13, 2018  
HAD A 16+ GAME HITTING STREAK.....Frank Schwindel, 20 Games: July 22 to August 13, 2018  
HAD A 14+ GAME HITTING STREAK.....Dairon Blanco, 15 Games: May 15 to July 10, 2022  
HAD A 12+ GAME HITTING STREAK.....Nick Loftin, 12 Games: May 16 to May 30, 2023

HAD A 40+ GAME REACHED BASE STREAK.....Shane Coats, 46 Games: April 14 to August 8, 2007  
HAD A 35 to 39 GAME REACHED BASE STREAK.....Alex Gordon, 39 Games: May 9 to June 19, 2010  
HAD A 30 to 34 GAME REACHED BASE STREAK.....Logan Porter, 30 Games: May 25 to July 5, 2023  
HAD A 25 to 29 GAME REACHED BASE STREAK.....Kelvin Gutiérrez, 25 Games: April 5 to June 16, 2019  
HAD A 20 to 24 GAME REACHED BASE STREAK.....John Rave, 20 Games: June 13 to July 9, 2023

## THE LAST TIME AN OMAHA PITCHER...

THREW A 1-HITTER (9 Innings).....Luis Mendoza, 7/18/2011 @ Memphis  
THREW A 1-HITTER (7 Innings).....  
THREW A 2-HITTER (9 Innings).....Jeff Suppan, 6/21/2011 @ Nashville  
THREW A 2-HITTER (7 Innings).....Arnaldo Hernandez, 7/21/2018 vs. Round Rock [G1]

THREW A 9-INNING COMPLETE GAME SHUTOUT.....Luis Mendoza, 7/18/2011 @ Memphis  
THREW A 7-INNING COMPLETE GAME SHUTOUT.....Jake Kalish, 7/2/2018 vs. Nashville [G1]  
THREW A 5-INNING COMPLETE GAME SHUTOUT.....Anthony Lerew, 8/31/2010 vs. Round Rock

THREW A 9-INNING COMPLETE GAME.....Arnaldo Hernandez, 8/15/2018 vs. Oklahoma City  
THREW AN 8-INNING COMPLETE GAME.....John Lannan, 6/16/2016 @ Oklahoma City  
THREW A 7-INNING COMPLETE GAME.....Austin Cox, 8/28/2022 vs. Scranton/WB [G1]  
THREW A 6-INNING COMPLETE GAME.....Matt Wright, 8/8/2008 @ Nashville [G2]  
THREW A 5-INNING COMPLETE GAME.....Trevor Oaks, 6/6/2018 vs. Salt Lake

STRUCK OUT 12 IN A GAME.....Jakob Junis, 5/26/2017 @ Nashville  
STRUCK OUT 11 IN A GAME.....John Lamb, 7/9/2014 vs. Iowa  
STRUCK OUT 10 IN A GAME.....Jackson Kowar, 7/3/2021 @ St. Paul

WALKED 7 IN A GAME.....Josh Staumont, 5/24/2017 @ Nashville  
WALKED 6 IN A GAME.....Drew Parrish, 6/22/2022 vs. Columbus  
WALKED 5 IN A GAME.....Jonathan Heasley, 6/18/2023 vs. Columbus

ALLOWED 6 HOME RUNS IN A GAME.....Matt Wright, 8/18/2007 vs. Albuquerque  
ALLOWED 5 HOME RUNS IN A GAME.....Austin Cox, 5/31/2023 vs. Memphis  
ALLOWED 4 HOME RUNS IN A GAME.....Jake Kalish, 9/24/2021 vs. Indianapolis  
ALLOWED 3 HOME RUNS IN A GAME.....Jonathan Bowlan, 6/22/2023 @ Rochester  
ALLOWED 2 HOME RUNS IN A GAME.....Alex Zerpa, 7/14/2023 vs. Indianapolis

THREW 120+ PITCHES IN A GAME.....Brett Tomko, 5/8/2014 @ Round Rock (127)  
THREW 115+ PITCHES IN A GAME.....Luke Farrell, 6/8/2017 vs. Nashville (116)  
THREW 110+ PITCHES IN A GAME.....Christian Binford, 9/3/2017 vs. Iowa (110)  
THREW 100+ PITCHES IN A GAME.....Max Castillo, 6/3/2023 vs. Memphis (100)  
THREW 95+ PITCHES IN A GAME.....Alec Marsh, 6/25/2023 @ Rochester (97)  
THREW 90+ PITCHES IN A GAME.....Jonathan Bowlan, 7/2/2023 vs. Iowa, G1 (94)

THREW A QUALITY START.....Ryan Yarbrough, 7/6/2023 @ Gwinnett  
WON HIS OMAHA DEBUT.....Jonathan Bowlan, 6/22/2023 @ Rochester  
THREW A AN IMMACULATE INNING.....Anthony Swarzak, 6/3/2021 vs. Iowa



## AFTER-INNING RECORDS

## LEADING TRAILING TIED

AFTER 1 INNING	16 - 9	10 - 12	16 - 22
AFTER 2 INNINGS	28 - 10	11 - 17	4 - 15
AFTER 3 INNINGS	26 - 11	7 - 22	9 - 10
AFTER 4 INNINGS	31 - 12	7 - 25	4 - 6
AFTER 5 INNINGS	32 - 12	7 - 27	3 - 5
AFTER 6 INNINGS	33 - 10	6 - 31	3 - 2
AFTER 7 INNINGS	34 - 7	5 - 31	2 - 4
AFTER 8 INNINGS	36 - 2	2 - 34	3 - 5

## STORM CHASERS BIG INNINGS

## DATE INNING RUNS

1. June 8 @ Indianapolis	Top 5th	10
2. June 17 vs. Columbus	Bottom 4th	7
May 17 vs. Toledo	Bottom 1st	7
April 2 @ Indianapolis	Top 8th	7
5. July 2 vs. Iowa [G1]	Bottom 3rd	6
June 2 vs. Memphis	Bottom 5th	6
May 18 vs Toledo	Bottom 8th	6
April 8 vs. Toledo	Bottom 3rd	6

## SCORE BY INNINGS

	1	2	3	4	5	6	7	8	9	10	11+	TOTAL
Omaha	59	50	59	54	71	53	47	48	43	1	1	486
Opponents	51	53	53	46	50	85	50	59	36	2	0	485
<b>Difference</b>	<b>8</b>	<b>-3</b>	<b>6</b>	<b>8</b>	<b>21</b>	<b>-32</b>	<b>-3</b>	<b>-11</b>	<b>7</b>	<b>-1</b>	<b>1</b>	<b>1</b>

## SCORE BY INNINGS V. INDY

	1	2	3	4	5	6	7	8	9	10	11+	TOTAL
Omaha	6	8	4	5	21	7	6	12	15	0	0	84
Indianapolis	11	8	10	1	5	6	3	3	2	0	0	49
<b>vs. Indy Difference</b>	<b>-5</b>	<b>0</b>	<b>-6</b>	<b>4</b>	<b>16</b>	<b>1</b>	<b>3</b>	<b>9</b>	<b>13</b>	<b>0</b>	<b>0</b>	<b>35</b>

## MULTI-RUN INNINGS

	2	3	4	5	6	7	8	9	10+	TOTAL
Storm Chasers	64	31	16	3	4	3	-	-	1	122
Opponents	64	27	11	6	5	2	2	1	-	118

## RECORD BY RUNS SCORED/ALLOWED

RUNS	0	1	2	3	4	5	6	7	8	9	10	11	12	13+
SCORED	0 - 1	0 - 6	1 - 10	1 - 6	5 - 4	1 - 6	8 - 8	4 - 1	6 - 0	5 - 0	3 - 1	3 - 0	1 - 0	4 - 0
ALLOWED	1 - 0	8 - 0	6 - 0	8 - 2	6 - 6	2 - 3	4 - 6	2 - 4	3 - 7	2 - 7	0 - 2	0 - 0	0 - 2	0 - 4

## RECORD BY MARGIN OF VICTORY/DEFEAT

1 Run	2 Runs	3 Runs	4 Runs	5 Runs	6 Runs	7 Runs	8 Runs	9 Runs	10+ Runs
6 - 12	9 - 5	3 - 7	9 - 4	7 - 3	1 - 4	0 - 4	3 - 1	2 - 0	2 - 3

## 2023 STORM CHASERS MONTH BY MONTH

## HITTING

MONTH	AVG	G	AB	R	H	TB	2B	3B	HR	RBI	BB	IBB	SO	SB	CS	OBP	SLG	OPS	SAC	SF	HBP	GIDP	LOB
MARCH	.300	1	40	8	12	16	2	1	0	8	9	0	12	5	0	.429	.400	.829	0	0	0	0	14
APRIL	.250	24	799	124	200	352	49	2	33	118	99	0	204	38	8	.337	.441	.778	1	11	11	24	156
MAY	.269	26	885	148	238	386	53	7	27	131	120	0	218	58	13	.366	.436	.802	1	6	19	28	198
JUNE	.281	24	804	152	226	362	55	3	25	142	125	2	216	45	7	.380	.450	.830	7	15	13	20	184
JULY	.272	10	327	54	89	159	21	2	15	50	39	0	83	12	4	.350	.486	.836	0	3	2	6	63
AUGUST																							
SEPTEMBER																							
TOTAL	.268	85	2855	486	765	1275	180	15	100	449	392	2	733	158	32	.361	.447	.808	9	35	45	78	615

## PITCHING

MONTH	W	L	ERA	G	GS	CG	SHO	GF	HLD	SV	SVO	IP	H	R	ER	HR	HB	BB	SO	WP	BK	WHIP	AVG
MARCH	1	0	6.00	1	1	0	0	1	0	1	1	9.0	11	6	6	1	1	2	7	0	1	1.44	.297
APRIL	9	15	5.65	24	24	0	0	24	11	3	7	212.0	238	149	133	30	17	104	198	16	2	1.61	.284
MAY	12	14	5.61	26	26	0	1	26	17	6	12	229.1	247	162	143	46	15	126	235	13	1	1.63	.278
JUNE	17	7	4.35	24	24	0	0	24	17	6	11	215.1	187	109	104	26	7	127	219	13	1	1.46	.232
JULY	3	7	5.75	10	10	0	0	10	1	1	4	83.0	80	59	53	14	4	50	92	3	0	1.57	.254
AUGUST																							
SEPTEMBER																							
TOTAL	42	43	5.28	85	85	0	1	85	46	17	35	748.2	763	485	439	117	44	409	751	45	5	1.57	.264

## 2023 WALK-OFF TRACKER (1 FOR, 7 AGAINST)

GAME #	DATE	OPPONENT	FINAL (INN.)	PLAYER	WINNING RUN	PITCHER	HOW	OUTS	COUNT
23	April 28	@ Nashville	L, 4-3 (9)	Brian Navarreto	Skye Bolt	Josh Dye	Throwing error by 3B Maikel Garcia	2	1-0
24	April 29	@ Nashville	L, 6-5 (10)	Keston Hiura	Eddy Alvarez	Evan Sisk	Infield single to SS Angelo Castellano	1	2-1
33	May 10	@ Scranton/WB	L, 4-3 (9)	Michael Hermosillo	Dylan Coleman	Michael Coleman	Solo home run to LF	0	2-1
36	May 13	@ Scranton/WB	L, 8-6 (9)	Ben Rortvedt	Estevan Florial	Brooks Kriske	3-run home run to RCF	1	2-2
45	May 24	@ St. Paul	L, 6-5 (9)	Jose Miranda	Andrew Stevenson	Brooks Kriske	RBI single to LF	0	1-1
53	June 2	vs. Memphis	W, 10-9 (10)	Dairon Blanco	Brewer Hicklen	Jake Walsh	Sacrifice fly to RF	1	2-2
71	June 24	@ Rochester	L, 3-2 (9)	Richie Martin	Richie Martin	Christian Chamberlain	Wild Pitch	1	1-0
80	July 5	@ Gwinnett	L, 8-7 (10)	Luke Williams	Braden Shewmake	Brooks Kriske	RBI single to LF	0	2-1

Bold Indicates Omaha Walk-Off Win

## 2023 STORM CHASERS EJECTIONS (5)

DATE	INNING	WHO (POSITION) / # IN 2023	WHY	UMPIRE (POSITION)
1. April 21 vs. Gwinnett	▼ 6	Mike Jirschele (Manager) / 1st	Balls/Strikes	Takahito Matsuda (Home Plate)
2. April 21 vs. Gwinnett	▲ 7	Dane Johnson (Pitching Coach) / 1st	Balk	Takahito Matsuda (Home Plate)
3. April 21 vs. Gwinnett	▼ 8	CJ Alexander (Designated Hitter) / 1st	Balls/Strikes	Takahito Matsuda (Home Plate)
4. May 11 @ Scranton/WB	▼ 9	Mike Jirschele (Manager) / 2nd	Hit By Pitch	Robert Nunez (Home Plate)
5. June 20 @ Rochester	▼ 6	Mike Jirschele (Manager) / 3rd	Fair/Foul on Home Run	Steven Jaschinski (Home Plate)



# HOME RUN BREAKDOWN

						OUTS			RUNNERS ON				TIED GO		DIRECTION					BESTS		LAST HOME RUN					
PLAYER	2023 TOTAL	HOME	ROAD	RHP	LHP	0	1	2	0	1	2	3	GAME	AHEAD	LF	LCF	CF	RCF	RF	FT	MPH	DATE	OPPONENT	PITCHER	KIND	INN	PA SINCE
19 CJ Alexander	11	5	6	11	-	6	2	3	7	3	1	-	2	3	1	-	2	4	4	422	109.9	7/15	vs. Indianapolis	H. Stratton	2-Run	▼ 7	0
14 Logan Porter	10	6	4	3	6	6	3	1	8	2	-	-	-	1	7	2	-	1	-	417	106.6	7/15	vs. Indianapolis	J. Hernandez	2-Run	▼ 3	2
28 Tyler Gentry	9	5	4	5	4	2	2	5	2	3	4	-	-	4	5	3	1	-	-	471	106.5	7/15	vs. Indianapolis	C. Alldred	3-Run	▼ 2	4
13 Nick Loftin	9	4	5	5	4	5	2	2	5	1	3	-	2	2	6	1	2	-	-	433	105.6	5/30	vs. Memphis	J. Woodford	2-Run	▼ 1	7
18 Brewer Hicklen	7	5	2	5	2	3	2	2	3	3	1	-	-	2	2	3	1	1	-	443	109.5	7/14	vs. Indianapolis	J. Minaya	2-Run	▼ 9	5
24 Nate Eaton	6	4	2	4	2	2	2	2	5	1	-	-	-	3	3	-	3	-	-	422	103.8	7/6	@ Gwinnett	N. Margevicius	2-Run	▲ 1	21
17 Angelo Castellano	6	6	-	5	1	1	2	3	2	4	-	-	1	2	5	1	-	-	-	401	102.8	7/2	vs. Iowa	R. Wick	Solo	▼ 5	26
Samad Taylor	6	3	3	2	4	3	1	2	3	2	1	-	-	2	1	1	2	2	-	422	104.5	6/14	vs. Columbus	G. Williams	Solo	▼ 7	23
Freddy Fermin	5	2	3	3	2	1	2	2	1	2	1	1	-	-	2	-	2	1	-	428	105.9	4/30	@ Nashville	R. Gasser	Solo	▲ 5	2
3 Tucker Bradley	4	3	1	3	1	2	-	2	1	3	-	-	-	1	-	1	-	1	2	392	106.3	7/14	vs. Indianapolis	K. Emanuel	Solo	▼ 5	2
Johan Camargo	4	2	2	4	-	2	1	1	3	1	-	-	-	3	1	-	1	2	-	426	107.6	6/14	vs. Columbus	G. Williams	Solo	▼ 4	2
Jakson Reetz	4	3	1	1	3	1	2	1	2	1	-	1	-	2	4	-	-	-	-	426	104.4	5/21	vs. Toledo	B. Bristo	Solo	▼ 7	36
7 John Rave	3	2	1	-	3	-	-	3	2	-	1	-	-	1	1	1	-	1	-	406	101.9	6/29	vs. Iowa	B. Little	Solo	▼ 7	49
Dairon Blanco	3	-	3	3	-	1	1	1	3	-	-	-	-	1	1	1	1	-	-	455	105.2	5/23	@ St. Paul	S.Woods Richardson	Solo	▲ 4	75
22 Jermaine Palacios	2	1	1	1	1	1	-	1	-	2	-	-	-	1	1	1	-	-	-	409	101.9	7/7	@ Gwinnett	M. Swarmer	2-Run	▲ 6	7
11 Adeiny Hechavarria	2	1	1	2	-	-	1	1	1	-	1	-	1	-	1	-	2	-	-	411	100.5	6/29	vs. Iowa	R. Thompson	Solo	▼ 2	37
Kyle Isbel	2	1	1	2	-	1	1	-	2	-	-	-	-	2	-	-	1	-	1	406	104.3	6/23	@ Rochester	J. Adon	Solo	▲ 4	11
Drew Waters	2	2	-	2	-	1	1	-	1	1	-	-	-	1	-	1	-	1	-	408	108.7	5/21	vs. Toledo	A. Goudeau	2-Run	▼ 6	12
Nick Pratto	2	2	-	1	1	1	-	1	1	1	-	-	1	1	-	-	1	-	1	399	100.2	4/22	@ Scranton/WB	D. Dodd	2-Run	▼ 1	19
6 Clay Dungan	1	-	1	1	-	1	-	-	1	-	-	-	1	-	-	-	-	1	-	388	104.0	5/9	@ Scranton/WB	M. Spence	Solo	▲ 3	139
Franmil Reyes	1	1	-	-	1	-	-	1	-	1	-	-	-	-	-	1	-	-	-	389	100.8	5/7	vs. Louisville	A. Abbott	2-Run	▼ 5	1
Maikel Garcia	1	1	-	1	-	-	1	-	1	-	-	-	-	1	-	-	-	-	1	349	94.3	4/4	vs. Toledo	A. Faedo	Solo	▼ 1	94
	100	59	41	64	35	40	26	34	54	31	12	3	7	34	40	19	17	15	9								

## INNING DISTRIBUTION

1st Inning	2nd Inning	3rd Inning	4th Inning	5th Inning	6th Inning	7th Inning	8th Inning	9th Inning	10th Inning	11th Inning
12	13	15	17	11	10	10	7	5	-	-

## NOTABLE STORM CHASERS HOME RUNS

BACK-TO-BACK HOMERS (1)		2-HOMER GAMES (5)		3-HOMER GAMES (0)		GRAND SLAMS (3)	
PLAYERS	DATE/OPPONENT (INN.)	PLAYER (CAREER NO.)	DATE/OPPONENT	PLAYER (CAREER NO.)	DATE/OPPONENT	PLAYER (CAREER NO.)	DATE/OPPONENT (INN.)
Tyler Gentry & Logan Porter	4/5 vs. Toledo (6th)	Logan Porter (3rd)	4/5 vs. Toledo			Jakson Reetz (1st)	4/1 @ Indianapolis (5th)
		Freddy Fermin (4th)	4/8 vs. Toledo			Freddy Fermin (3rd)	4/8 vs. Toledo (3rd)
		Drew Waters (3rd)	5/21 vs. Toledo			Adeiny Hechavarria (3rd)	6/22 @ Rochester (4th)
		Nate Eaton (3rd)	6/17 vs. Columbus				
		Brewer Hicklen (9th)	7/14 vs. Indianapolis				

LEADOFF HOMERS (2)		INSIDE-THE PARK HOMERS (1)		PINCH-HIT HOMERS (0)		WALK-OFF HOMERS (0)	
PLAYER (CAREER NO.)	DATE/OPPONENT	PLAYER (CAREER NO.)	DATE/OPPONENT (INN.)	PLAYER (CAREER NO.)	DATE/OPPONENT (INN.)	PLAYER	DATE/OPPONENT
Samad Taylor (1st)	6/14 vs. Columbus	John Rave (1)	6/18 vs. Columbus (3rd)				
Nate Eaton (1st)	6/17 vs. Columbus						

HOME RUN SITUATION	# OF	DATE OF LAST	BATTER ('23 HR #)	PITCHER	COUNT	RUNNERS ON	OUTS	INNING	SCORE @ HR	FINAL
GO-AHEAD HOME RUN	34	July 15 vs. Indianapolis	Tyler Gentry (9)	Cam Alldred	2-1	2	1	▼ 2	3-0	W, 8-3
GAME-TYING HOME RUN	7	May 25 @ St. Paul	Nick Loftin (8)	Cody Laweryson	1-2	2	0	▲ 7	4-4	L, 8-6

## NOTABLE OPPOSING HOME RUNS

BACK-TO-BACK HOMERS (3)		2-HOMER GAMES (3)		3-HOMER GAMES (1)		GRAND SLAMS (6)	
PLAYERS	DATE/OPPONENT (INN.)	PLAYER (CAREER NO.)	DATE/OPPONENT	PLAYER (CAREER NO.)	DATE/OPPONENT	PLAYER	DATE/OPPONENT (INN.)
Encarnacion-Strand & Benson	5/4 vs. Louisville (1st)	Jermaine Palacios (5th)	5/17 vs. Toledo	Christian Encarnacion-Strand (1)	5/4 vs. Louisville	Andy Ibañez	April 6 vs. Toledo (3rd)
Jordan Walker & Moisés Gómez	5/31 vs. Memphis (6th)	Moisés Gómez (7th)	5/31 vs. Memphis			Andrés Chaparro	May 9 @ Scranton/WB (7th)
Travis Blankenhorn & Matt Adams	6/22 @ Rochester (4th)	Liover Peguero (5th)	7/14 vs. Indianapolis			Jair Camargo	May 28 @ St. Paul (7th)
						Jesús Aguilar	July 5 @ Gwinnett (3rd)
						Joshua Fuentes	July 6 @ Gwinnett (4th)
						Endy Rodríguez	7/14 vs. Indianapolis (3rd)

LEADOFF HOMERS (5)		INSIDE-THE PARK HOMERS (0)		PINCH-HIT HOMERS (0)		WALK-OFF HOMERS (2)	
PLAYER	DATE/OPPONENT	PLAYER	DATE/OPPONENT (INN.)	PLAYER	DATE/OPPONENT (INN.)	PLAYER	DATE/OPPONENT
Christopher Morel	4/14 @ Iowa					Michael Hermosillo	5/10 @ Scranton/WB
Forrest Wall	4/19 vs. Gwinnett					Ben Rortvedt	5/13 @ Scranton/WB
Michael Siani	5/3 vs. Louisville						
Michael Siani	5/5 vs. Louisville						
Nick Gonzales	6/9 @ Indianapolis						

HR #	PLAYER (SEASON #)	GM # - DATE	OPPONENT	PITCHER	PITCH TYPE	DIRECTION	ON BASE	INNING	OUTS	COUNT	SCORE	FINAL	DISTANCE	EXIT VELO	LAUNCH ANGLE
1.	Logan Porter (1)	2 - April 1	@ Indianapolis	Caleb Smith (L)	4-seam FB	LF	0	▲4	1	2-2	3-0	W, 12-1	417 ft	106.6 mph	32°
2.	Jakson Reetz (1)	2 - April 1	@ Indianapolis	Caleb Smith (L)	Slider	LF	3	▲5	2	2-1	8-0	W, 12-1	408 ft	103.9 mph	25°
3.	Dairon Blanco (1)	3 - April 2	@ Indianapolis	Mike Burrows	4-seam FB	LCF	0	▲5	2	3-2	1-3	W, 8-3	411 ft	105.2 mph	23°
4.	Samad Taylor (1)	3 - April 2	@ Indianapolis	J.C. Flowers	4-seam FB	LF	0	▲8	0	2-1	2-3	W, 8-3	334 ft	104.5 mph	22°
5.	Nick Loftin (1)	3 - April 2	@ Indianapolis	Daniel Zamora (L)	4-seam FB	LF	2	▲8	1	1-2	5-3	W, 8-3	362 ft	97.2 mph	29°
6.	Maikel Garcia (1)	4 - April 4	vs. Toledo	Alex Faedo	4-seam FB	RF	0	▼1	1	2-1	1-0	L, 9-2	349 ft	94.3 mph	35°
7.	Tyler Gentry (1)	5 - April 5	vs. Toledo	Tyler Holton (L)	Cutter	CF	2	▼6	0	2-0	3-1	L, 7-6	417 ft	106.5 mph	27°
8.	Logan Porter (2)	5 - April 5	vs. Toledo	Tyler Holton (L)	Slider	LF	0	▼6	0	3-1	4-1	L, 7-6	346 ft	103.3 mph	37°
9.	Logan Porter (3)	5 - April 5	vs. Toledo	Matt Wisler	4-seam FB	RCF	0	▼8	0	2-2	5-6	L, 7-6	364 ft	94.7 mph	34°
10.	Nick Loftin (2)	6 - April 6	vs. Toledo	Brenan Haniffee	Slider	LCF	0	▼2	0	2-2	1-1	L, 8-5	401 ft	101.8 mph	32°
11.	CJ Alexander (1)	6 - April 6	vs. Toledo	Brenan Haniffee	Sinker	CF	0	▼4	1	2-2	3-6	L, 8-5	409 ft	101.1 mph	35°
12.	Logan Porter (4)	7 - April 7	vs. Toledo	Reese Olson	4-seam FB	LF	0	▼3	0	3-2	5-2	W, 9-4	395 ft	104.3 mph	45°
13.	Freddy Fermin (1)	8 - April 8	vs. Toledo	Will Vest	Slider	CF	3	▼3	2	0-0	6-1	W, 13-8	401 ft	102.1 mph	42°
14.	Angelo Castellano (1)	8 - April 8	vs. Toledo	Will Vest	4-seam FB	LCF	1	▼4	0	2-0	8-1	W, 13-8	401 ft	102.8 mph	33°
15.	Freddy Fermin (2)	8 - April 8	vs. Toledo	Ashton Goudeau	Changeup	CF	1	▼5	0	1-1	10-1	W, 13-8	428 ft	105.9 mph	28°
16.	CJ Alexander (2)	8 - April 8	vs. Toledo	Ashton Goudeau	Changeup	LF	0	▼7	0	1-0	11-8	W, 13-8	351 ft	92.4 mph	43°
17.	Angelo Castellano (2)	9 - April 9	vs. Toledo	Alex Faedo	4-seam FB	LF	0	▼3	1	0-0	1-0	L, 8-2	373 ft	98.0 mph	25°
18.	Samad Taylor (2)	10 - April 11	@ Iowa	Roenis Elias (L)	4-seam FB	CF	2	▲5	2	0-2	3-9	L, 9-6	405 ft	100.9 mph	25°
19.	Freddy Fermin (3)	10 - April 11	@ Iowa	Brandon Hughes (L)	4-seam FB	LF	1	▲6	2	0-1	6-9	L, 9-6	398 ft	100.3 mph	33°
20.	CJ Alexander (3)	11 - April 12	@ Iowa	Riley Thompson	Changeup	RF	0	▲2	0	1-0	2-1	W, 10-6	394 ft	104.3 mph	24°
21.	Tyler Gentry (2)	11 - April 12	@ Iowa	Riley Thompson	Slider	LF	0	▲3	2	1-2	3-1	W, 10-6	393 ft	103.3 mph	26°
22.	Tucker Bradley (1)	11 - April 12	@ Iowa	Rowan Wick	4-seam FB	RCF	1	▲6	2	1-1	7-3	W, 10-6	392 ft	98.2 mph	29°
23.	Nick Loftin (3)	11 - April 12	@ Iowa	Anthony Kay (L)	Slider	CF	0	▲8	0	2-1	8-6	W, 10-6	420 ft	104.3 mph	28°
24.	Nick Loftin (4)	12 - April 13	@ Iowa	Nick Neidert	4-seam FB	LF	0	▲4	2	3-2	1-11	L, 14-1	370 ft	100.4 mph	38°
25.	Nick Pratto (1)	15 - April 19	vs. Gwinnett	Beau Burrows	Slider	CF	0	▼2	0	1-2	1-1	L, 6-2	399 ft	100.2 mph	26°
26.	Logan Porter (5)	15 - April 19	vs. Gwinnett	Beau Burrows	Slider	LF	0	▼4	1	1-2	2-3	L, 6-2	350 ft	94.9 mph	50°
27.	CJ Alexander (4)	17 - April 21	vs. Gwinnett	Allan Winans	Changeup	RF	0	▼2	2	0-0	1-1	L, 7-3	395 ft	96.2 mph	37°
28.	Nick Pratto (2)	18 - April 22	vs. Gwinnett	Dylan Dodd (L)	Changeup	RF	1	▼1	2	3-1	2-0	L, 5-2	350 ft	88.4 mph	39°
29.	Nate Eaton (1)	22 - April 27	@ Nashville	Janson Junk	Sweeper	LF	0	▲2	2	2-2	1-0	W, 2-1	403 ft	103.0 mph	32°
30.	Freddy Fermin (4)	24 - April 29	@ Nashville	Robert Stock	4-seam FB	RCF	2	▲1	1	3-1	4-0	L, 6-5 (10)	381 ft	104.3 mph	23°
31.	Tyler Gentry (3)	25 - April 30	@ Nashville	Robert Gasser (L)	4-seam FB	LF	1	▲3	2	1-0	2-1	W, 10-6	391 ft	100.6 mph	33°
32.	Logan Porter (6)	25 - April 30	@ Nashville	Robert Gasser (L)	Slider	RF	0	▲4	0	2-1	3-1	W, 10-6	389 ft	102.3 mph	29°
33.	Freddy Fermin (5)	25 - April 30	@ Nashville	Robert Gasser (L)	Changeup	LF	0	▲5	1	2-0	5-1	W, 10-6	368 ft	94.8 mph	35°
34.	Nick Loftin (5)	28 - May 4	vs. Louisville	Silvino Bracho	Slider	LF	0	▼7	0	0-0	8-11	L, 12-10	365 ft	101.1 mph	19°
35.	Jakson Reetz (2)	29 - May 5	vs. Louisville	Brandon Williamson (L)	4-seam FB	LF	1	▼2	1	0-0	2-1	W, 6-2	346 ft	100.2 mph	27°
36.	Nick Loftin (6)	29 - May 5	vs. Louisville	Brandon Williamson (L)	Slider	CF	0	▼6	0	0-0	3-1	W, 6-2	395 ft	105.6 mph	24°
37.	Angelo Castellano (3)	30 - May 6	vs. Louisville	Ryan Nutof	Curveball	LF	1	▼7	2	2-2	8-8	W, 11-9	376 ft	95.2 mph	29°
38.	Jakson Reetz (3)	31 - May 7	vs. Louisville	Andrew Abbott (L)	Changeup	LF	0	▼4	1	2-0	1-0	L, 4-3	426 ft	104.4 mph	32°
39.	Franmil Reyes (1)	31 - May 7	vs. Louisville	Andrew Abbott (L)	Curveball	LCF	1	▼5	2	3-2	3-0	L, 4-3	389 ft	100.8 mph	29°
40.	Clay Dungan (1)	32 - May 9	@ Scranton/WB	Mitch Spence	4-seam FB	RCF	0	▲3	0	1-0	2-2	L, 14-2	388 ft	104.0 mph	28°
41.	Dairon Blanco (2)	33 - May 10	@ Scranton/WB	Luis Severino	Changeup	LF	0	▲3	0	0-1	1-1	L, 4-3	377 ft	99.6 mph	24°
42.	CJ Alexander (5)	34 - May 11	@ Scranton/WB	Colten Brewer	Slider	CF	0	▲9	0	1-1	3-1	W, 4-3 (11)	422 ft	106.4 mph	23°
43.	CJ Alexander (6)	36 - May 13	@ Scranton/WB	Greg Weissert	Sweeper	RF	0	▲6	1	0-0	4-3	L, 8-6	377 ft	102.7 mph	39°
44.	CJ Alexander (7)	37 - May 14	@ Scranton/WB	Mitch Spence	4-seam FB	RCF	0	▲2	0	3-2	1-1	W, 6-3	416 ft	109.9 mph	24°
45.	Brewer Hicklen (1)	37 - May 14	@ Scranton/WB	D.J. Snelten (L)	Changeup	LF	0	▲9	0	2-1	4-3	W, 6-3	344 ft	109.5 mph	25°
46.	Samad Taylor (3)	37 - May 14	@ Scranton/WB	D.J. Snelten (L)	4-seam FB	RCF	1	▲9	2	3-1	6-3	W, 6-3	346 ft	95.2 mph	29°
47.	Samad Taylor (4)	39 - May 17	vs. Toledo	Zach Logue (L)	4-seam FB	RCF	1	▼1	0	0-1	2-1	W, 16-8	372 ft	100.0 mph	30°
48.	Logan Porter (7)	39 - May 17	vs. Toledo	Zach Logue (L)	4-seam FB	LF	1	▼1	0	0-0	4-1	W, 16-8	401 ft	102.3 mph	38°
49.	Angelo Castellano (4)	39 - May 17	vs. Toledo	Miguel Del Pozo (L)	4-seam FB	LF	1	▼5	2	1-0	10-5	W, 16-8	385 ft	99.2 mph	26°
50.	Brewer Hicklen (2)	40 - May 18	vs. Toledo	Miguel Diaz	Sinker	LCF	2	▼8	0	2-0	9-0	W, 9-0	443 ft	108.4 mph	32°
51.	Drew Waters (1)	43 - May 21	vs. Toledo	Ashton Goudeau	4-seam FB	RCF	0	▼3	0	1-1	1-2	W, 8-4	408 ft	108.7 mph	29°
52.	Drew Waters (2)	43 - May 21	vs. Toledo	Ashton Goudeau	Changeup	LCF	1	▼4	1	2-0	4-3	W, 8-4	366 ft	99.5 mph	32°
53.	Tucker Bradley (2)	43 - May 21	vs. Toledo	Seth Elledge	Sinker	LCF	1	▼6	0	1-1	6-4	W, 8-4	388 ft	100.5 mph	28°
54.	Jakson Reetz (4)	43 - May 21	vs. Toledo	Braden Bristo	Sweeper	LF	0	▼7	0	2-1	8-4	W, 8-4	412 ft	104.1 mph	36°
55.	Dairon Blanco (3)	44 - May 23	@ St. Paul	Simeon Woods Richardson	4-seam FB	CF	0	▲4	1	1-1	4-0	W, 6-1	455 ft	104.5 mph	28°
56.	Nick Loftin (7)	45 - May 24	@ St. Paul	Brent Headrick (L)	Changeup	LF	2	▲3	1	2-2	3-5	L, 6-5	433 ft	103.7 mph	24°
57.	Nick Loftin (8)	46 - May 25	@ St. Paul	Cody Lawersyson	Sweeper	LF	2	▲7	0	1-2	4-4	L, 8-6	357 ft	97.3 mph	22°
58.	Johan Camargo (1)	48 - May 27	@ St. Paul	Randy Dobnak	Changeup	CF	0	▲5	0	1-2	1-3	L, 14-1	426 ft	102.2 mph	26°
59.	Nick Loftin (9)	50 - May 30	vs. Memphis	Jake Woodford	Curveball	LF	1	▼1	2	0-0	2-1	W, 7-6	370 ft	91.0 mph	29°
60.	Tyler Gentry (4)	50 - May 30	vs. Memphis	Connor Thomas (L)	Slider	LCF	1	▼3	0	2-1	4-1	W, 7-6	471 ft	103.6 mph	27°
61.	Johan Camargo (2)	52 - June 1	vs. Memphis	Dakota Hudson	Slider	RCF	1	▼4	2	0-2	2-1	L, 12-6	393 ft	98.2 mph	31°
62.	Brewer Hicklen (3)	52 - June 1	vs. Memphis	Ryan Loutos	Sinker	CF	0	▼7	0	1-0	4-10	L, 12-6	425 ft	105.8 mph	33°
63.	CJ Alexander (8)	52 - June 1	vs. Memphis	Ryan Loutos	Cutter	RCF	1	▼8	0	2-2	5-12	L, 12-6	400 ft	102.8 mph	30°
64.	Nate Eaton (2)	53 - June 2	vs. Memphis	Tommy Parsons	4-seam FB	LF	0	▼1	1	0-0	1-0	W, 10-9 (10)	330 ft	103.3 mph	46°
65.	Johan Camargo (3)	56 - June 6	@ Indianapolis	Yerry De Los Santos	Sinker	RCF	0	▲9	0	3-1	3-2	W, 4-2	399 ft	107.6 mph	22°
66.	CJ Alexander (9)	57 - June 7	@ Indianapolis	Quinn Priester	Curveball	RCF	2	▲2	0	1-2	3-2	W, 9-7	404 ft	101.3 mph	34°
67.	CJ Alexander (10)	58 - June 8	@ Indianapolis	Eli Villalobos	4-seam FB	RCF	1	▲7	2	2-1	14-7	W, 15-7	408 ft	108.5 mph	35°
68.	Brewer Hicklen (4)	59 - June 9	@ Indianapolis	Kent Emanuel (L)	Sinker	RCF	1	▲4	1	1-1	5-1	W, 6-2	410 ft	106.9 mph	26°
69.	Tyler Gentry (5)	60 - June 10	@ Indianapolis	Hunter Stratton	Slider	LF	2	▲5	2	0-2	3-2	W, 9-5	431 ft	106.0 mph	28°
70.	Samad Taylor (5)	61 - June 13	vs. Columbus	Joey Cantillo (L)	4-seam FB	LCF	0	▼6	1	1-1	1-2	W, 6-5	395 ft	102.4 mph	27°
71.	Brewer Hicklen (5)	61 - June 13	vs. Columbus	Michael Kelly	Slider	LF	1	▼8	2	2-1	6-5	W, 6-5	422 ft	108.1 mph	28°
72.	Samad Taylor (6)	62 - June 14	vs. Columbus	Gavin Williams	4-seam FB	CF	0	▼1	0	2-1	1-0	W, 6-1	422 ft	104.5 mph	27°
73.	Johan Camargo (4)	62 - June 14	vs. Columbus	Gavin Williams	4-seam FB	LF	0	▼4	1	0-2	2-1	W, 6-1	324 ft	90.8 mph	34°
74.	Tyler Gentry (6)	62 - June 14	vs. Columbus	Caleb Simpson	4-seam FB	LCF	1	▼7	2	0-1	6-1	W, 6-1	388 ft	101.2 mph	24°
75.	Kyle Isbel (1)	64 - June 16	vs. Columbus	Thomas Ponticelli	Sweeper	CF	0	▼1	1	1-0	1-1	W, 4-1	406 ft	104.3 mph	23°
76.	Nate Eaton (3)	65 - June 17	vs. Columbus	Jhon Romero	4-seam FB	CF	0	▼1	0	0-0	1-0	W, 13-4	412 ft	103.0 mph	33°
77.	Nate Eaton (4)	65 - June 17	vs. Columbus	Caleb Baragar (L)	4-seam FB	LF	0	▼3	0	2-2	2-0	W, 13-4	410 ft	103.8 mph	37°
78.	Jermaine Palacios (1)	66 - June 18	vs. Columbus	Joey Cantillo (L)	Changeup	LCF	1	▼2	2	1-1	2-0	W, 6-4	409 ft	101.9 mph	29°
79.	John Rave (1)	66 - June 18	vs. Columbus	Joey Cantillo (L)	4-seam FB	LCF	2	▼3	2	1-2	6-1	W, 6-4	ITP	96.5 mph	26°
80.	Adeiny Hechavarria (1)	69 - June 22	@ Rochester	Tommy Romero	4-seam FB	LCF	3	▲4	2	3-0	4-2	W, 8-4	411 ft	100.5 mph	29°
81.	Kyle Isbel (2)	70 - June 23	@ Rochester	Joan Adon	4-seam FB	RF	0	▲4	0	3-2	1-0	W, 4-2	375 ft	102.8 mph	32°
82.	John Rave (2)	71 - June 24	@ Rochester	Anthony Banda (L)	Slider	RCF	0	▲4	2	1-1	1-0	L, 3-2	406 ft	101.9 mph	24°



[illegible]

## ABS CHALLENGES BY PLAYER

HITTERS – 49% (17-FOR-35)	TOTAL CHALLENGES	SUCCESSFUL CHALLENGES	SUCCESS RATE (%)
CJ Alexander	1	0	0%
Dairon Blanco	2	1	50%
Tucker Bradley	1	0	0%
José Briceño	1	0	0%
Angelo Castellano	2	1	50%
Clay Dungan	3	3	100%
Nate Eaton	2	1	50%
Maikel García	1	0	0%
Tyler Gentry	1	0	0%
Adeiny Hechavarría	1	1	100%
Brewer Hicklen	4	2	50%
Jermaine Palacios	2	0	0%
Logan Porter	7	5	71%
John Rave	1	1	100%
Jakson Reetz	3	1	33%
Samad Taylor	2	0	0%
Drew Waters	1	1	100%

CATCHERS – 37% (19-FOR-52)	TOTAL CHALLENGES	SUCCESSFUL CHALLENGES	SUCCESS RATE (%)
José Briceño	10	2	20%
Logan Porter	10	4	40%
Jakson Reetz	32	13	41%

PITCHERS – 14% (1-FOR-7)	TOTAL CHALLENGES	SUCCESSFUL CHALLENGES	SUCCESS RATE (%)
Jonah Dipoto	2	1	50%
Jonathan Heasley	1	0	0%
Jackson Kowar	1	0	0%
James McArthur	1	0	0%
Daniel Mengden	1	0	0%
Nick Wittgren	1	0	0%

## ABS CHALLENGES BY GAME

DATE	TOTAL	SUCCESSFUL	SUCCESS RATE (%)	DATE	TOTAL	SUCCESSFUL	SUCCESS RATE (%)
April 28	2	0	0%	July 21			
May 5	2	0	0%	July 22			
May 6	0	0	—	July 23			
May 7	4	1	25%	July 28			
May 12	4	2	50%	July 29			
May 13	2	0	0%	July 30			
May 14	4	1	25%	August 4			
May 19	1	0	0%	August 5			
May 20	6	3	50%	August 6			
May 21	9	7	78%	August 11			
May 26	5	2	40%	August 12			
May 27	3	1	33%	August 13			
May 28	4	1	25%	August 18			
June 2	2	0	0%	August 19			
June 3	3	0	0%	August 20			
June 4	3	1	33%	August 25			
June 9	4	3	75%	August 26			
June 10	4	1	25%	August 27			
June 16	1	0	0%	September 1			
June 17	4	2	50%	September 2			
June 18	3	1	33%	September 3			
June 23	3	2	67%	September 8			
June 24	4	1	25%	September 9			
June 25	1	1	25%	September 10			
July 2 [G1]	5	2	40%	September 15			
July 2 [G2]	1	0	0%	September 16			
July 3	4	2	50%	September 17			
July 7	4	3	75%	September 22			
July 9	2	0	0%	September 23			
July 15	0	0	—	September 24			
July 16							

## ABS CHALLENGES BY COUNT

COUNT	TOTAL CHALLENGES	SUCCESSFUL CHALLENGES	SUCCESS RATE (%)
0-0 Count	18	5	28%
0-1 Count	11	5	45%
0-2 Count	3	2	67%
1-0 Count	15	8	53%
1-1 Count	10	4	40%
1-2 Count	7	2	29%
2-0 Count	2	0	0%
2-1 Count	4	2	50%
2-2 Count	9	2	22%
3-0 Count	2	2	100%
3-1 Count	3	3	100%
3-2 Count	10	2	20%

## ABS CHALLENGES BY INNING

INNING	CHALLENGES	SUCCESSFUL CHALLENGES	SUCCESS RATE (%)
1st Inning	3	0	0%
2nd Inning	6	2	33%
3rd Inning	11	5	45%
4th Inning	9	3	33%
5th Inning	10	5	50%
6th Inning	21	11	52%
7th Inning	12	6	50%
8th Inning	10	2	20%
9th Inning	12	3	25%
Extras	0	-	-

## ABS CHALLENGES BY UMPIRE

UMPIRE	CHALLENGES	OVERTURNED CALLS	OVERTURNED RATE (%)
John Bacon	1	0	0%
Mark Bass	3	1	33%
Matthew Bates	4	3	75%
Jhonatan Biarreta	6	3	50%
Sam Burch	4	1	25%
Cody Clark	3	0	0%
Paul Clemons	4	0	0%
Darius Ghani	3	1	33%
Luis Hernandez	4	2	50%
Steven Jaschinski	3	2	67%
Tyler Jones	6	2	33%
Dexter Kelley	1	0	0%
Louie Krupa	1	0	0%
Chris Marco	4	1	25%
Jose Matamoros	3	1	33%
Raul Moreno	2	0	0%
Robert Nunez	4	1	25%
Cody Oakes	2	0	0%
Mike Rains	4	1	25%
Randy Rosenberg	9	3	33%
Derek Thomas	5	2	40%
Kelvis Velez	9	7	78%
Tom West	1	1	100%
Lew Williams III	4	3	75%
Dillon Wilson	4	2	50%



### ABS CHALLENGE TRACKER (37-FOR-94 / 39.4%)

#	GM # - DATE	OPPONENT	PLAYER CHALLENGING	POSITION	INNING	CALL (COUNT)	OVERTURNED?	PLAY RESULT (COUNT)	OPPONENT	UMPIRE
1.	23 - April 28	@ Nashville	Logan Porter	Catcher	▼ 6	Ball (0-0)	No	Lineout, L9 (1-1)	Thomas Pannone (P)	Paul Clemens
2.	23 - April 28	@ Nashville	Maikel Garcia	Batter	▲ 8	Strike (1-0)	No	Groundout, 5-4 (1-1)	Thomas Pannone (P)	Paul Clemens
3.	29 - May 5	vs. Louisville	Jakson Reetz	Catcher	▲ 8	Ball (0-0)	No	Walk (3-0)	Chuckie Robinson (C)	Tyler Jones
4.	29 - May 5	vs. Louisville	Jakson Reetz	Catcher	▼ 9	Ball (1-0)	No	Strikeout Looking (2-2)	T.J. Hopkins (LF)	Tyler Jones
5.	31 - May 7	vs. Louisville	Dairon Blanco	Batter	▼ 2	Strike (3-2)	No	Strikeout Looking (1-2)	Andrew Abbott (P)	Randy Rosenberg
6.	31 - May 7	vs. Louisville	Brewer Hicklen	Batter	▼ 3	Strike (3-2)	YES	Walk (3-2)	Andrew Abbott (P)	Randy Rosenberg
7.	31 - May 7	vs. Louisville	Jakson Reetz	Catcher	▲ 4	Ball (3-2)	No	Walk (3-2)	Nick Martini (RF)	Randy Rosenberg
8.	31 - May 7	vs. Louisville	Logan Porter	Batter	▼ 5	Strike (3-2)	No	Strikeout Looking (3-2)	Andrew Abbott (P)	Randy Rosenberg
9.	35 - May 12	@ Scranton/WB	Jakson Reetz	Catcher	▼ 5	Ball (0-0)	YES	Lineout, L9 (0-2)	Carlos Narvaez (C)	Dillon Wilson
10.	35 - May 12	@ Scranton/WB	Jakson Reetz	Catcher	▼ 7	Ball (2-1)	YES	Strikeout Looking (2-2)	Jamie Westbrook (2B)	Dillon Wilson
11.	35 - May 12	@ Scranton/WB	Jakson Reetz	Batter	▲ 8	Strike (1-1)	No	Strikeout Swinging (1-2)	Matt Bowman (P)	Dillon Wilson
12.	35 - May 12	@ Scranton/WB	Nick Wittgren	Pitcher	▼ 9	Ball (2-1)	No	Walk (3-2)	Jesus Bastidas (SS)	Dillon Wilson
13.	36 - May 13	@ Scranton/WB	Jakson Kowar	Pitcher	▼ 9	Ball (3-2)	No	Walk (3-2)	Billy McKinney (CF)	Raul Moreno
14.	36 - May 13	@ Scranton/WB	Logan Porter	Catcher	▼ 9	Ball (0-0)	No	Home Run (2-2)	Ben Rortvedt (C)	Raul Moreno
15.	37 - May 14	@ Scranton/WB	Jakson Reetz	Catcher	▼ 3	Ball (3-2)	No	Walk (3-2)	Andres Chaparro (3B)	Robert Nunez
16.	37 - May 14	@ Scranton/WB	Jakson Reetz	Catcher	▼ 5	Ball (3-2)	No	Walk (3-2)	Elijah Dunham (LF)	Robert Nunez
17.	37 - May 14	@ Scranton/WB	Jakson Reetz	Catcher	▼ 7	Ball (2-2)	YES	Strikeout Looking (2-2)	Franchy Cordero (RF)	Robert Nunez
18.	37 - May 14	@ Scranton/WB	Jakson Reetz	Catcher	▼ 8	Ball (1-0)	YES	Single (2-1)	Estevan Florial (CF)	Robert Nunez
19.	41 - May 19	vs. Toledo	Daniel Mengden	Pitcher	▲ 5	Ball (1-0)	No	Flyout, F8 (2-0)	Corey Joyce (SS)	John Bacon
20.	42 - May 20	vs. Toledo	Jakson Reetz	Catcher	▲ 2	Ball (2-2)	YES	Strikeout Looking (2-2)	Donny Sands (C)	Jhonatan Biarreta
21.	42 - May 20	vs. Toledo	Jakson Reetz	Catcher	▲ 3	Ball (1-1)	YES	Groundout, 5-3 (1-2)	Justyn-Henry Malloy (3B)	Jhonatan Biarreta
22.	42 - May 20	vs. Toledo	Jakson Reetz	Batter	▲ 3	Strike (2-2)	No	Strikeout Looking (2-2)	Reese Olson (P)	Jhonatan Biarreta
23.	42 - May 20	vs. Toledo	Jakson Reetz	Catcher	▲ 6	Ball (2-0)	No	RBI Walk (3-2)	Justyn-Henry Malloy (3B)	Jhonatan Biarreta
24.	42 - May 20	vs. Toledo	Jakson Reetz	Catcher	▲ 6	Ball (3-0)	YES	RBI Walk (3-2)	Justyn-Henry Malloy (3B)	Jhonatan Biarreta
25.	42 - May 20	vs. Toledo	Jakson Reetz	Catcher	▲ 7	Ball (0-0)	No	Single (3-1)	Andie Lipcius (LF)	Jhonatan Biarreta
26.	43 - May 21	vs. Toledo	Jakson Reetz	Catcher	▲ 2	Ball (0-1)	YES	Walk (3-2)	Donny Sands (C)	Kelvis Velez
27.	43 - May 21	vs. Toledo	Angelo Castellano	Batter	▼ 4	Strike (0-1)	YES	Flyout, F8 (2-2)	Ashton Goudeau (P)	Kelvis Velez
28.	43 - May 21	vs. Toledo	Jakson Reetz	Catcher	▲ 5	Ball (0-1)	No	Hit By Pitch (2-2)	Donny Sands (C)	Kelvis Velez
29.	43 - May 21	vs. Toledo	Brewer Hicklen	Batter	▼ 5	Strike (1-0)	YES	Lineout, L7 (2-1)	Seth Elledge (P)	Kelvis Velez
30.	43 - May 21	vs. Toledo	Jakson Reetz	Catcher	▲ 6	Ball (3-0)	YES	Lineout, L6 (2-2)	Justyn-Henry Malloy (Dh)	Kelvis Velez
31.	43 - May 21	vs. Toledo	Dairon Blanco	Batter	▼ 6	Strike (0-2)	YES	Walk (3-2)	Seth Elledge (P)	Kelvis Velez
32.	43 - May 21	vs. Toledo	Drew Waters	Batter	▼ 6	Strike (0-2)	YES	Double (1-2)	Seth Elledge (P)	Kelvis Velez
33.	43 - May 21	vs. Toledo	Logan Porter	Batter	▼ 6	Strike (1-1)	YES	Walk (3-2)	Braden Bristo (P)	Kelvis Velez
34.	43 - May 21	vs. Toledo	Jakson Reetz	Catcher	▲ 9	Ball (1-0)	YES	Double Play, 5-4-3 (2-2)	Donny Sands (C)	Kelvis Velez
35.	47 - May 26	@ St. Paul	Jakson Reetz	Catcher	▼ 4	Ball (0-1)	No	Lineout, L5 (1-1)	Chris Williams (DH)	Derek Thomas
36.	47 - May 26	@ St. Paul	Jakson Reetz	Catcher	▼ 6	Ball (3-1)	No	Strikeout Swinging (3-2)	Chris Williams (DH)	Derek Thomas
37.	47 - May 26	@ St. Paul	Jakson Reetz	Catcher	▼ 6	Ball (0-0)	YES	Groundout, 1-3 (0-1)	Andrew Bechtold (3B)	Derek Thomas
38.	47 - May 26	@ St. Paul	Jakson Reetz	Catcher	▼ 8	Ball (2-2)	No	Walk (3-2)	Hernan Perez (LF)	Derek Thomas
39.	47 - May 26	@ St. Paul	Jakson Reetz	Catcher	▼ 9	Ball (0-0)	No	Double (2-0)	Andrew Stevenson (CF)	Derek Thomas
40.	48 - May 27	@ St. Paul	Logan Porter	Catcher	▼ 4	Ball (1-2)	No	Flyout, F6 (2-2)	Andrew Stevenson (CF)	Darius Ghanai
41.	48 - May 27	@ St. Paul	Jonah Dipoto	Pitcher	▼ 5	Ball (1-0)	YES	Strikeout Swinging (2-2)	Andrew Bechtold (2B)	Darius Ghanai
42.	48 - May 27	@ St. Paul	Logan Porter	Catcher	▼ 8	Ball (0-0)	No	Fielder's Choice, 6-4 (1-1)	Andrew Stevenson (CF)	Darius Ghanai
43.	49 - May 28	@ St. Paul	Jakson Reetz	Catcher	▼ 3	Ball (0-1)	No	Single (2-2)	Jair Camargo (DH)	Mike Rains
44.	49 - May 28	@ St. Paul	Jakson Reetz	Catcher	▼ 5	Ball (0-1)	YES	Strikeout Swinging (0-2)	Alex De Gotti (2B)	Mike Rains
45.	49 - May 28	@ St. Paul	Tyler Gentry	Batter	▼ 7	Strike (1-2)	No	Strikeout Looking (1-2)	Josh Winder (P)	Mike Rains
46.	49 - May 28	@ St. Paul	Jakson Reetz	Catcher	▼ 7	Ball (1-1)	No	Walk (3-2)	Ryan LaMarre (RF)	Mike Rains
47.	53 - June 2	vs. Memphis	Tucker Bradley	Batter	▼ 5	Strike (1-2)	No	Walk (3-2)	Andrew Suarez (P)	Paul Clemens
48.	53 - June 2	vs. Memphis	Brewer Hicklen	Batter	▼ 9	Strike (1-1)	No	Strikeout Swinging (1-2)	Jake Walsh (P)	Paul Clemens
49.	54 - June 3	vs. Memphis	Jakson Reetz	Catcher	▼ 2	Strike (2-0)	No	Strike (2-0)	Taylor Motter (1B)	Cody Clark
50.	54 - June 3	vs. Memphis	Samad Taylor	Batter	▼ 6	Strike (0-1)	No	Strikeout Swinging (0-2)	Zack Thompson (P)	Cody Clark
51.	54 - June 3	vs. Memphis	Jakson Reetz	Catcher	▲ 7	Ball (2-2)	No	Strikeout Looking (3-2)	Aaron Antonini (DH)	Cody Clark
52.	55 - June 4	vs. Memphis	CJ Alexander	Batter	▲ 9	Strike (0-0)	No	Double Play, 6-4-3 (2-2)	Grant Black (P)	Mark Bass
53.	55 - June 4	vs. Memphis	Logan Porter	Catcher	▲ 6	Ball (0-0)	YES	Groundout, 6-3 (2-2)	Juniel Quequeto (CF)	Mark Bass
54.	55 - June 4	vs. Memphis	Jonah Dipoto	Pitcher	▲ 9	Ball (2-2)	YES	RBI Walk (3-2)	Eniel Robinson (3B)	Mark Bass
55.	59 - June 9	@ Indianapolis	Logan Porter	Catcher	▲ 2	Strike (0-0)	YES	Flyout, F2 (1-1)	Kent Emanuel (P)	Lew Williams III
56.	59 - June 9	@ Indianapolis	Jakson Reetz	Catcher	▲ 2	Ball (0-1)	YES	Strikeout Swinging (0-2)	Nick Gonzales (2B)	Lew Williams III
57.	59 - June 9	@ Indianapolis	Jakson Reetz	Catcher	▼ 9	Ball (0-0)	YES	Strikeout Swinging (0-2)	Ryan Villade (CF)	Lew Williams III
58.	59 - June 9	@ Indianapolis	Jakson Reetz	Catcher	▼ 9	Ball (0-0)	No	Fielder's Choice, 5-4 (1-0)	Henry Davis (RF)	Lew Williams III
59.	60 - June 10	@ Indianapolis	Samad Taylor	Batter	▲ 3	Strike (2-1)	No	Walk (3-2)	Ryan Burch (P)	Sam Burch
60.	60 - June 10	@ Indianapolis	Brewer Hicklen	Batter	▲ 4	Strike (1-1)	No	Strikeout Swinging (1-2)	Ryan Burch (P)	Sam Burch
61.	60 - June 10	@ Indianapolis	Jakson Reetz	Catcher	▼ 7	Strike (0-2)	YES	Groundout, 6-3 (2-2)	Tyler Chatwood (P)	Sam Burch
62.	60 - June 10	@ Indianapolis	Jakson Reetz	Catcher	▼ 7	Ball (3-2)	YES	Walk (3-2)	Chris Dwyne (SS)	Sam Burch
63.	64 - June 16	vs. Columbus	José Briceño	Catcher	▲ 6	Ball (2-2)	No	Double Play, 4-6-3 (3-2)	Zack Collins (C)	Dexter Kelley
64.	65 - June 17	vs. Columbus	Adeiny Hechavarria	Batter	▼ 4	Strike (3-1)	YES	Walk (3-1)	Luis Oviedo (P)	Luis Hernandez
65.	65 - June 17	vs. Columbus	Logan Porter	Catcher	▲ 6	Ball (1-0)	No	Home Run (2-1)	Oscar Gonzalez (LF)	Luis Hernandez
66.	65 - June 17	vs. Columbus	José Briceño	Batter	▼ 6	Strike (1-2)	No	Strikeout Looking (1-2)	Michael Kelly (P)	Luis Hernandez
67.	65 - June 17	vs. Columbus	Logan Porter	Catcher	▲ 7	Ball (1-1)	YES	Single (1-2)	George Valera (RF)	Luis Hernandez
68.	66 - June 18	vs. Columbus	James McArthur	Pitcher	▲ 1	Ball (0-1)	No	Single (1-2)	Oscar Gonzalez (LF)	Jose Matamoros
69.	66 - June 18	vs. Columbus	José Briceño	Catcher	▲ 4	Ball (1-0)	No	Walk (3-0)	George Valera (RF)	Jose Matamoros
70.	66 - June 18	vs. Columbus	José Briceño	Catcher	▲ 8	Ball (1-0)	YES	Groundout, 4-3 (2-2)	Jhonkensy Noel (1B)	Jose Matamoros
71.	70 - June 23	@ Rochester	Clay Dungan	Batter	▲ 6	Strike (1-2)	YES	Single (2-2)	Joan Adon (P)	Steven Jaschinski
72.	70 - June 23	@ Rochester	Logan Porter	Batter	▲ 8	Strike (1-0)	YES	Strikeout Looking (2-2)	Amos Willingham (P)	Steven Jaschinski
73.	70 - June 23	@ Rochester	Logan Porter	Batter	▲ 8	Strike (1-1)	No	Strikeout Looking (2-2)	Amos Willingham (P)	Steven Jaschinski
74.	71 - June 24	@ Rochester	Jermaine Palacios	Batter	▲ 2	Strike (2-2)	No	Strikeout Looking (2-2)	Anthony Banda (P)	Chris Marco
75.	71 - June 24	@ Rochester	José Briceño	Catcher	▼ 2	Ball (0-0)	No	Groundout, 6-3 (2-2)	Luis Torrens (C)	Chris Marco
76.	71 - June 24	@ Rochester	José Briceño	Catcher	▼ 6	Ball (1-0)	YES	Walk (3-2)	Travis Blankenhorn (LF)	Chris Marco
77.	71 - June 24	@ Rochester	Jonathan Heasley	Pitcher	▼ 6	Ball (3-2)	No	Walk (3-2)	Travis Blankenhorn (LF)	Chris Marco
78.	72 - June 25	@ Rochester	John Rave	Batter	▲ 3	Ball (1-2)	YES	Strikeout Swinging (2-2)	Sean Doolittle (L)	Tom West
79.	76 - July 2 [G1]	vs. Iowa	José Briceño	Catcher	▲ 1	Ball (1-0)	No	Walk (3-1)	Patrick Wisdom (1B)	Randy Rosenberg
80.	76 - July 2 [G1]	vs. Iowa	José Briceño	Catcher	▲ 4	Ball (0-0)	No	Walk (3-0)	Dom Nunez (C)	Randy Rosenberg
81.	76 - July 2 [G1]	vs. Iowa	Clay Dungan	Batter	▼ 5	Strike (1-0)	YES	RBI Single (2-1)	Rowan Wick (P)	Randy Rosenberg
82.	76 - July 2 [G1]	vs. Iowa	Nate Eaton	Batter	▼ 6	Strike (1-0)	YES	Strikeout Swinging (2-2)	Rowan Wick (P)	Randy Rosenberg
83.	76 - July 2 [G1]	vs. Iowa	José Briceño	Catcher	▼ 7	Ball (2-2)	No	Single (3-2)	Sergio Alcantara (SS)	Randy Rosenberg
84.	77 - July 2 [G2]	vs. Iowa	Angelo Castellano	Batter	▼ 3	Strike (0-0)	No	Fielder's Choice, 6-4 (0-1)	Nick Neider (P)	Louie Krupa
85.	78 - July 3	vs. Iowa	Logan Porter	Catcher	▲ 4	Ball (0-1)	YES	Walk (3-2)	Dom Nunez (C)	Tyler Jones
86.	78 - July 3	vs. Iowa	Logan Porter	Catcher	▲ 6	Ball (0-1)	No	Strikeout Swinging (2-2)	Miles Mastrobrianni (2B)	Tyler Jones
87.	78 - July 3	vs. Iowa	Clay Dungan	Batter	▼ 7	Strike (0-0)	YES	Strikeout Looking (2-2)	Bailey Horn (P)	Tyler Jones
88.	78 - July 3	vs. Iowa	Nate Eaton	Batter	▼ 8	Strike (0-2)	YES	Strikeout Looking (0-2)	Cam Sanders (P)	Tyler Jones
89.	82 - July 7	@ Gwinnett	Logan Porter	Batter	▲ 3	Strike (2-1)	YES	Walk (3-1)	Jared Shuster (P)	Matthew Bates
90.	82 - July 7	@ Gwinnett	Logan Porter	Batter	▲ 3	Strike (3-1)	YES	Walk (3-1)	Jared Shuster (P)	Matthew Bates
91.	82 - July 7	@ Gwinnett	Jermaine Palacios	Batter	▲ 9	Strike (0-1)	No	Strikeout Swinging (2-2)	Beau Burrows (P)	Matthew Bates
92.	82 - July 7	@ Gwinnett	Logan Porter	Catcher	▼ 9	Ball (3-0)	YES	Walk (3-2)	Chadwick Tromp (C)	Matthew Bates
93.	83 - July 9	@ Gwinnett	José Briceño	Catcher	▼ 1	Ball (2-0)	No	Flyout, F9 (3-2)	Jesus Aguilar (DH)	Cody Oakes
94.	83 - July 9	@ Gwinnett	José Briceño	Catcher	▼ 6	Ball (1-2)	No	Walk (3-2)	Vaughn Grissom (2B)	Cody Oakes

														STORM CHASERS				OPPONENT			
GM #	MARCH	OPPONENT	SCORE	RECORD	STANDINGS, DIV	WIN	LOSS	SAVE	TEMP.	1ST PITCH	TIME	ATT.	HOME ATT.	R	H	E	LO	R	H	E	LO
1.	3/31	@ Indianapolis	W, 8-6	1-0	1st +0.5	C. Snider (1-0)	Y. De Los Santos (0-1)	J. Staumont (1)	66°	7:05 PM	2:54	8,095		8	12	0	14	6	11	2	7
														STORM CHASERS				OPPONENT			
GM #	APRIL	OPPONENT	SCORE	RECORD	STANDINGS, DIV	WIN	LOSS	SAVE	TEMP.	1ST PITCH	TIME	ATT.	HOME ATT.	R	H	E	LO	R	H	E	LO
2.	4/1	@ Indianapolis	W, 12-1	2-0	1st +1.0	D. Parrish (1-0)	C. Smith (0-1)	-	42°	1:37 PM	2:26	4,012		12	16	0	11	1	5	2	3
3.	4/2	@ Indianapolis	W, 8-3	3-0	1st +1.0	J. Kowar (1-0)	D. Zamora (0-1)	-	49°	1:36 PM	2:53	4,240		8	12	0	9	3	11	2	10
4.	4/4	TOLEDO	L, 9-2	3-1	2nd -0.5	B. White (1-0)	M. Castillo (0-1)	-	55°	6:42 PM	2:27	3,200	3,200	2	6	0	6	9	12	0	5
5.	4/5	TOLEDO	L, 7-6	3-2	2nd -1.0	T. Holton (1-0)	R. Weiss (0-1)	M. Díaz (2)	35°	12:07 PM	2:40	1,405	4,605	6	8	2	6	7	12	1	9
6.	4/6	TOLEDO	L, 8-5	3-3	3rd -2.0	J. Fry (1-0)	J. Kowar (1-1)	M. Del Pozo (1)	45°	12:06 PM	2:48	1,607	6,212	5	7	1	4	8	10	2	9
7.	4/7	TOLEDO	W, 9-4	4-3	2nd -1.0	J. Heasley (1-0)	R. Olson (0-2)	-	70°	6:35 PM	2:35	1,968	8,180	9	12	0	6	4	9	0	11
8.	4/8	TOLEDO	W, 13-8	5-3	2nd -0.5	M. Martinez (1-0)	M. Lorenzen (0-1)	-	71°	2:05 PM	2:49	2,070	10,250	13	12	3	4	8	13	0	12
9.	4/9	TOLEDO	L, 8-2	5-4	2nd -1.5	T. Holton (2-0)	M. Castillo (0-2)	-	73°	2:11 PM	2:57	2,119	12,369	2	6	3	12	8	13	0	11
10.	4/11	@ Iowa	L, 9-6	5-5	15th -2.5	R. Elias (1-0)	M. Mayers (0-1)	M. Rodriguez (1)	79°	6:38 PM	2:34	3,557		6	10	0	6	9	7	1	6
11.	4/12	@ Iowa	W, 10-6	6-5	15th -1.5	J. Kowar (2-0)	R. Thompson (0-1)	-	77°	12:09 PM	2:26	4,085		10	12	0	5	6	8	0	4
12.	4/13	@ Iowa	L, 14-1	6-6	16th -2.5	N. Neidert (1-1)	J. Heasley (1-1)	-	81°	6:38 PM	2:18	3,647		1	6	1	4	14	15	0	8
13.	4/14	@ Iowa	W, 11-8	7-6	16th -2.0	C. Snider (2-0)	M. Rodriguez (1-1)	N. Wittgren (1)	79°	7:09 PM	3:16	6,257		11	11	2	10	8	11	3	10
	4/15	@ Iowa	PPD/Rain (To be made up April 16)																		
14.	4/16 G1	@ Iowa	Cancelled/Snow																		
15.	4/16 G2	@ Iowa	Cancelled/Snow																		
14.	4/18	GWINNETT	L, 4-1	7-7	15th -3.0	T. Tice (2-0)	J. Kowar (2-2)	Y. Ríos (1)	70°	6:39 PM	2:24	1,703	14,072	1	7	1	8	4	6	0	8
15.	4/19	GWINNETT	L, 6-2	7-8	15th -4.0	B. Burrows (1-0)	J. Heasley (1-2)	-	70°	12:05 PM	2:15	6,641	20,713	2	6	0	5	6	10	0	3
16.	4/20	GWINNETT	L, 9-3	7-9	16th -4.5	B. Moran (1-0)	M. Castillo (0-3)	-	56°	6:37 PM	2:47	2,026	22,739	3	3	1	10	9	10	1	5
17.	4/21	GWINNETT	L, 7-3	7-10	7th -6.0	A. Winans (1-2)	E. Sisk (0-1)	-	44°	6:36 PM	3:01	2,041	24,780	3	9	2	9	7	11	0	8
18.	4/22	GWINNETT	L, 5-2	7-11	16th -7.0	D. Dodd (1-0)	A. Núñez (0-1)	Y. Ríos (2)	42°	2:06 PM	2:27	3,025	27,805	2	4	1	2	5	10	0	10
19.	4/23	GWINNETT	W, 5-3	8-11	16th -6.0	M. Mayers (1-1)	N. Kingham (0-3)	N. Wittgren (2)	49°	2:06 PM	2:23	2,046	29,851	5	12	3	6	3	8	0	9
20.	4/25	@ Nashville	L, 8-3	8-12	16th -7.0	R. Gasser (1-0)	J. Heasley (1-3)	-	67°	6:39 PM	2:14	4,127		3	5	1	3	8	11	0	6
21.	4/26	@ Nashville	L, 5-0	8-13	17th -8.0	C. Boushley (1-1)	M. Castillo (0-4)	-	68°	6:37 PM	2:27	5,455		0	4	0	5	5	11	1	8
22.	4/27	@ Nashville	W, 2-1	9-13	7th -7.0	A. Cox (1-0)	J. Junk (2-1)	N. Wittgren (3)	61°	7:19 PM	2:28 (:44)	3,507		2	8	0	7	1	6	1	8
23.	4/28	@ Nashville	L, 4-3	9-14	7th -7.0	J. Bukauskas (1-0)	J. Dye (0-1)	-	69°	6:37 PM	2:26	6,707		3	5	1	3	4	7	1	4
24.	4/29	@ Nashville	L, 6-5 (10)	9-15	18th -8.0	L. Erceg (3-0)	E. Sisk (0-2)	-	70°	6:39 PM	2:58	9,833		5	8	0	6	6	13	1	15
25.	4/30	@ Nashville	W, 10-6	10-15	7th -7.0	A. Núñez (1-1)	J. Bukauskas (1-1)	-	61°	3:08 PM	3:00 (7:03)	9,469		10	11	1	9	6	9	3	9
APRIL Hitting Results: .250/.337/.441 (200-for-799), 49 2B, 2 3B, 33 HR, 124 R, 99 BB, 38 SB // APRIL Pitching Results: 9-15, 5.65 ERA (133 ER in 212.0 IP), 3/7 SV, 238 H, 30 HR, 104 BB, 198 K, 1.61 WHIP, .284 AVG																					
GM #	MAY	OPPONENT	SCORE	RECORD	STANDINGS, DIV	WIN	LOSS	SAVE	TEMP.	1ST PITCH	TIME	ATT.	HOME ATT.	STORM CHASERS				OPPONENT			
26.	5/2	LOUISVILLE	L, 10-4	10-16	18th -8.0	A. Abbott (1-0)	M. Castillo (0-5)	-	57°	12:06 PM	2:57	2,024	31,875	4	6	0	10	10	14	2	8
27.	5/3	LOUISVILLE	L, 7-4	10-17	10th -9.0	B. Lively (4-0)	M. Martinez (1-1)	-	60°	11:07 AM	2:20	3,364	35,239	4	10	1	5	7	11	0	7
28.	5/4	LOUISVILLE	L, 12-10	10-18	10th -9.0	R. Wynne (1-1)	D. Parrish (1-1)	-	77°	6:36 PM	2:45	3,333	38,572	10	11	1	9	12	13	4	4
29.	5/5	LOUISVILLE	W, 6-2	11-18	10th -8.0	M. Mayers (2-1)	B. Williamson (1-4)	J. Kowar (1)	63°	6:36 PM	2:14	5,735	44,307	6	5	0	3	2	7	1	7
30.	5/6	LOUISVILLE	W, 11-9	12-18	8th -7.5	E. Sisk (1-2)	J. Kuhnel (0-1)	J. Cuas (1)	78°	6:37 PM	2:57	3,872	48,179	11	12	0	8	9	13	1	6
31.	5/7	LOUISVILLE	L, 4-3	12-19	9th -7.0	Z. Brown (1-1)	B. Kriske (0-1)	A. Busenitz (3)	82°	2:07 PM	2:46	2,469	50,648	3	8	0	7	4	6	0	8
32.	5/9	@ Scranton/WB	L, 14-2	12-20	9th -8.0	M. Spence (3-2)	D. Parrish (1-2)	-	68°	6:06 PM	2:20	3,053		2	4	1	2	14	18	1	7
33.	5/10	@ Scranton/WB	L, 4-3	12-21	10th -8.5	A. McGarity (3-0)	D. Coleman (0-1)	-	60°	11:05 AM	2:41	5,829		3	5	0	9	4	4	1	6
34.	5/11	@ Scranton/WB	W, 4-3 (11)	13-21	9th -8.5	A. Núñez (2-1)	D. Snelten (0-2)	-	76°	6:37 PM	3:02	3,691		4	4	0	6	3	8	2	10
35.	5/12	@ Scranton/WB	W, 3-2	14-21	9th -8.5	D. Lynch (1-0)	R. Vásquez (0-5)	N. Wittgren (4)	79°	6:35 PM	2:22	4,142		3	8	0	5	2	4	1	6
36.	5/13	@ Scranton/WB	L, 8-6	14-22	10th -9.0	A. McGarity (4-0)	B. Kriske (0-2)	-	76°	4:05 PM	2:32	5,027		6	14	0	6	8	10	0	5
37.	5/14	@ Scranton/WB	W, 6-3	15-22	9th -8.0	J. Dipoto (1-0)	D. Snelten (0-3)	N. Wittgren (5)	75°	1:06 PM	3:02	3,058		6	7	0	6	3	9	1	11
38.	5/16	TOLEDO	L, 9-2	15-23	10th -8.0	H. Hembree (4-1)	J. Heasley (1-4)	-	77°	6:36 PM	2:45	2,001	52,649	2	9	1	15	9	12	0	6
39.	5/17	TOLEDO	W, 16-8	16-23	10th -7.5	W. Pennington (1-0)	Z. Logue (1-3)	-	83°	6:37 PM	2:54	2,218	54,867	16	18	0	8	8	14	2	3
40.	5/18	TOLEDO	W, 9-0	17-23	10th -6.5	A. Cox (2-0)	B. Haniffee (0-3)	-	78°	6:37 PM	2:31	3,529	58,396	9	14	0	8	0	3	0	6
41.	5/19	TOLEDO	W, 9-1	18-23	10th -6.0	A. Núñez (3-1)	A. Bergner (1-1)	-	66°	6:36 PM	2:41	5,058	63,454	9	12	1	9	1	6	1	8
42.	5/20	TOLEDO	L, 4-1	18-24	10th -7.5	R. Olson (2-3)	J. McArthur (0-1)	M. Díaz (7)	75°	6:38 PM	2:47	6,882	70,336	1	2	0	8	4	5	1	8
43.	5/21	TOLEDO	W, 8-4	19-24	10th -6.5	N. Wittgren (1-0)	S. Elledge (0-1)	-	81°	5:07 PM	2:50	3,995	74,331	8	12	0	9	4	15	2	11
44.	5/23	@ St. Paul	W, 6-1	20-24	10th -6.5	D. Lynch (2-0)	S. Woods Richardson (0-5)	-	76°	11:09 AM	2:24	7,436		6	10	0	10	1	6	0	7
45.	5/24	@ St. Paul	L, 6-5	20-25	10th -6.5	O. Ortega (2-0)	B. Kriske (0-3)	-	68°	7:08 PM	3:00	4,222		5	11	1	12	6	9	2	9
46.	5/25	@ St. Paul	L, 8-6	20-26	10th -7.5	R. Henriquez (1-0)	A. Núñez (3-2)	P. Murphy (2)	74°	7:09 PM	2:50	7,218		6	10	3	12	8	10	2	6
47.	5/26	@ St. Paul	W, 6-4	21-26	9th -6.5	D. Parrish (2-2)	C. Sadzeck (1-3)	D. Coleman (1)	77°	7:08 PM	2:59	6,080		6	8	1	8	4	8	1	9
48.	5/27	@ St. Paul	L, 14-1	21-27	9th -7.5	R. Dobnak (2-1)	J. Heasley (1-5)	-	80°	7:10 PM	2:51	6,386		1	6	3	8	14	16	1	10
49.	5/28	@ St. Paul	L, 10-6	21-28	10th -8.5	J. Winder (3-1)	J. Kowar (2-3)	-	82°	5:12 PM	2:28	8,640		6	11	2	4	10	9	1	2
50.	5/30	MEMPHIS	W, 7-6	22-28	9th -8.0	A. Veneziano (1-0)	J. Woodford (0-1)	B. Kriske (1)	82°	7:06 PM	2:32	2,352	76,683	7	12	0	6	6	6	3	8
51.	5/31	MEMPHIS	L, 9-4	22-29	10th -8.5	M. McGreevy (4-0)	A. Cox (2-1)	-	84°	7:06 PM	2:37	5,049	81,732	4	9	2	8	9	11	2	8
MAY Hitting Results: .269/.366/.436 (238-for-885), 53 2B, 7 3B, 27 HR, 148 R, 120 BB, 58 SB // MAY Pitching Results: 12-14, 5.61 ERA (162 ER in 229.1 IP), 6/12 SV, 247 H, 46 HR, 126 BB, 235 K, 1.63 WHIP, .278 AVG																					
GM #	JUNE	OPPONENT	SCORE	RECORD	STANDINGS, DIV	WIN	LOSS	SAVE	TEMP.	1ST PITCH	TIME	ATT.	HOME ATT.	STORM CHASERS				OPPONENT			
52.	6/1	MEMPHIS	L, 12-6	22-30	10th -9.0	D. Hudson (2-3)	C. Snider (2-1)	-	70°	7:07 PM	3:12	3,685	85,417	6	9	1	8	12	11	0	9
53.	6/2	MEMPHIS	W, 10-9 (10)	23-30	10th -8.5	J. Dipoto (2-0)	J. Walsh (2-1)	-	76°	7:07 PM	3:23	5,206	90,623	10	13	2	8	9	12	3	10
54.	6/3																				



GM #	JUNE	OPPONENT	SCORE	RECORD	STANDINGS, LG	WIN	LOSS	SAVE	TEMP.	1ST PITCH	TIME	ATT.	HOME ATT.	STORM CHASERS				OPPONENT			
														R	H	E	LO	R	H	E	LO
73.	6/28	IOWA	L, 9-2	0-1, 38-35	10th -1.0	C. Kilian (5-1)	B. Hanifey (0-3)	-	83°	12:07 PM	2:33	3,776	131,378	2	5	1	5	9	7	0	8
74.	6/29	IOWA	W, 8-3	1-1, 39-35	7th -1.0	M. Mayers (3-1)	R. Thompson (2-5)	-	89°	7:09 PM	2:44	5,951	137,329	8	12	0	11	3	3	1	4
75.	6/30	IOWA	L, 6-5	1-2, 39-36	11th -2.0	M. Rodriguez (2-3)	J. Kowar (2-4)	-	82°	7:08 PM	2:52	6,012	143,341	5	9	0	10	6	8	2	5
JUNE Hitting Results: .281/.380/.450 (226-for-804), 55 2B, 3 3B, 25 HR, 152 R, 125 BB, 45 SB // JUNE Pitching Results: 16-6, 4.35 ERA (104 ER in 215.1 IP), 6/11 SV, 187 H, 26 HR, 127 BB, 219 K, 1.46 WHIP, .232 AVG																					

															STORM CHASERS				OPPONENT					
GM #	JULY	OPPONENT	SCORE	RECORD	STANDINGS, LG		WIN	LOSS	SAVE	TEMP.	1ST PITCH	TIME	ATT.	HOME ATT.	R	H	E	LO	R	H	E	LO		
76.	7/1	IOWA	PPD/Rain (Made up July 2, 6-2 loss)																					
76.	7/2 G1	IOWA	W, 11-1 (7)	2-2, 40-36	8th	-1.5	J. Bowlan (2-0)	C. Clarke (0-3)	-	84°	2:07 PM	2:20	-	143,341	11	16	0	6	1	4	0	8		
77.	7/2 G2	IOWA	L, 6-2 (7)	2-3, 40-37	13th	-3.0	N. Neidert (4-3)	C. Ragans (0-1)	-	87°	5:06 PM	1:46	6,764	150,105	2	6	0	3	6	10	0	3		
78.	7/3	IOWA	L, 7-6	2-4, 40-38	14th	-4.0	B. Brown (4-5)	A. Zerpa (0-1)	M. Rodríguez (10)	88°	7:08 PM	2:41	9,023	159,128	6	5	1	5	7	9	1	5		
79.	7/4	@ Gwinnett	L, 3-2	2-5, 40-39	15th	-4.0	R. Muñoz (2-2)	J. Kowar (2-5)	G. Holmes (5)	88°	7:07 PM	2:14	10,067		1	3	1	0	3	4	0	6		
80.	7/5	@ Gwinnett	L, 8-7 (10)	2-6, 40-40	15th	-4.0	B. Burrows (3-2)	B. Kriske (0-4)	-	83°	7:07 PM	3:08	1,811		7	13	1	9	8	10	0	9		
81.	7/6	@ Gwinnett	L, 9-6	2-7, 40-41	18th	-5.0	N. Margevicius (3-2)	E. Sisk (2-3)	G. Holmes (6)	81°	7:08 PM	2:21	2,761		6	10	1	4	9	6	0	2		
82.	7/7	@ Gwinnett	W, 7-1	3-7, 41-41	16th	-4.5	C. Ragans (1-1)	J. Shuster (2-2)	J. Bowlan (1)	80°	8:13 PM	2:45 (1:08)	4,515		7	13	0	13	1	7	0	8		
83.	7/8	@ Gwinnett	Cancelled/Wet Grinds																					
83.	7/9	@ Gwinnett	L, 8-1	3-8, 41-42	18th	-5.5	A. Winans (7-3)	B. Keller (0-2)	-	83°	1:06 PM	2:23	5,129		1	3	1	3	8	8	0	7		
84.	7/14	INDIANAPOLIS	L, 13-5	3-9, 41-43	18th	-5.5	K. Emanuel (7-3)	A. Zerpa (0-2)	-	82°	7:08 PM	2:49	5,184	164,312	5	12	0	12	13	13	0	9		
85.	7/15	INDIANAPOLIS	W, 8-3	4-9, 42-43	18th	-5.5	W. Pennington (3-0)	C. Alldred (5-2)	-	85°	7:08 PM	2:35	5,768	170,080	8	8	0	5	3	9	0	9		
86.	7/16	INDIANAPOLIS																						
87.	7/18	ST. PAUL																						
88.	7/19	ST. PAUL																						
89.	7/20	ST. PAUL																						
90.	7/21	ST. PAUL																						
91.	7/22	ST. PAUL																						
92.	7/23	ST. PAUL																						
93.	7/25	@ Columbus																						
94.	7/26	@ Columbus																						
95.	7/27	@ Columbus																						
96.	7/28	@ Columbus																						
97.	7/29	@ Columbus																						
98.	7/30	@ Columbus																						
JULY Hitting Results: TBD // JULY Pitching Results: TBD																								

[illegible][illegible]

**LF**

Tucker Bradley, 41 (20-21)  
Dairon Blanco, 11 (6-5)  
Samad Taylor, 9 (6-3)  
Brewer Hicklen, 8 (2-6)  
John Rave, 7 (4-3)  
Nate Eaton, 3 (2-1)  
Nick Pratto, 3 (1-2)  
Franmil Reyes, 1 (1-0)  
Tyler Gentry, 1 (0-1)

**CF**

Dairon Blanco, 26 (13-13)  
John Rave, 14 (6-8)  
Drew Waters, 12 (7-5)  
Samad Taylor, 11 (2-9)  
Nate Eaton, 9 (5-4)  
Kyle Isbel, 8 (6-2)  
Brewer Hicklen, 4 (2-2)

**RF**

Tyler Gentry, 71 (34-38)  
Dairon Blanco, 4 (4-0)  
Nate Eaton, 4 (2-2)  
CJ Alexander, 4 (1-3)  
John Rave, 1 (1-0)

**SS**

Angelo Castellano, 39 (15-25)  
Adeiny Hechavarria, 18 (10-8)  
Maikel Garcia, 14 (8-6)  
Clay Dungan, 9 (5-4)  
Jermaine Palacios, 2 (2-0)  
Johan Camargo, 1 (1-0)  
Nicky Lopez, 1 (1-0)

**2B**

Samad Taylor, 41 (22-19)  
Clay Dungan, 15 (10-5)  
Nick Loftin, 9 (1-8)  
Angelo Castellano, 7 (3-4)  
Nate Eaton, 7 (3-4)  
Johan Camargo, 3 (2-1)  
Michael Massey, 2 (1-1)  
Nicky Lopez, 1 (0-1)

**3B**

Nick Loftin, 33 (19-14)  
Maikel Garcia, 10 (2-8)  
Jermaine Palacios, 9 (6-3)  
Clay Dungan, 9 (5-4)  
Nate Eaton, 9 (2-7)  
Johan Camargo, 8 (5-3)  
Angelo Castellano, 4 (3-1)  
Samad Taylor, 2 (0-2)  
Nicky Lopez, 1 (0-1)

**SP**

Jonathan Heasley, 13 (7-6)  
Drew Parrish, 12 (7-5)  
Max Castillo, 11 (3-8)  
Austin Cox, 9 (5-4)  
Mike Mayers, 8 (3-5)  
Anthony Veneziano, 6 (4-2)  
Daniel Lynch, 4 (3-1)  
Angel Zerpa, 4 (0-4)  
Daniel Mengden, 3 (3-0)  
Alec Marsh, 3 (2-1)  
Ryan Yarbrough, 3 (1-2)  
Brad Keller, 2 (1-1)  
James McArthur, 2 (1-1)  
Cole Ragans, 2 (1-1)  
Jonathan Bowlan, 1 (1-0)  
Jackson Kowar, 1 (0-1)  
Marcelo Martinez, 1 (0-1)

**1B**

CJ Alexander, 27 (14-13)  
Logan Porter, 20 (12-8)  
Nick Pratto, 16 (6-10)  
Angelo Castellano, 9 (5-4)  
Paxton Wallace, 3 (2-1)  
Greyson Jenista, 3 (1-2)  
Jermaine Palacios, 3 (0-3)  
Matt Beaty, 2 (2-0)  
Johan Camargo, 2 (1-1)

**DH**

Brewer Hicklen, 33 (22-11)  
CJ Alexander, 10 (6-4)  
Dairon Blanco, 7 (4-3)  
Tucker Bradley, 7 (4-3)  
Tyler Gentry, 5 (2-3)  
Logan Porter, 4 (1-3)  
Jakson Reetz, 3 (1-2)  
Franmil Reyes, 3 (1-2)  
Nick Loftin, 3 (0-3)  
Johan Camargo, 2 (0-2)  
Freddy Fermin, 2 (0-2)  
Matt Beaty, 1 (1-0)  
Kyle Isbel, 1 (1-0)  
Clay Dungan, 1 (0-1)  
Nate Eaton, 1 (0-1)  
Michael Massey, 1 (0-1)  
Samad Taylor, 1 (0-1)

**C**

Logan Porter, 42 (20-22)  
Jakson Reetz, 23 (12-11)  
Freddy Fermin, 12 (6-6)  
José Briceño, 8 (4-4)

1	2	3	4	5	6	7	8	9
Samad Taylor, 45 (18-27) Drew Waters, 12 (7-5) Brewer Hicklen, 10 (7-3) Dairon Blanco, 9 (7-2) Nate Eaton, 3 (2-1) John Rave, 3 (1-2) Clay Dungan, 2 (0-2) Tucker Bradley, 1 (0-1)	Maikel Garcia, 24 (10-14) Samad Taylor, 16 (11-5) Nate Eaton, 11 (3-8) Kyle Isbel, 9 (7-2) John Rave, 8 (5-3) Nick Loftin, 7 (3-4) Nicky Lopez, 3 (1-2) Michael Massey, 2 (1-1) Clay Dungan, 1 (1-0) CJ Alexander, 1 (0-1) Tucker Bradley, 1 (0-1) Adeiny Hechavarria, 1 (0-1) Logan Porter, 1 (0-1)	Tyler Gentry, 57 (28-29) Logan Porter, 7 (3-4) Nick Loftin, 6 (4-2) John Rave, 5 (1-4) Nick Pratto, 4 (3-1) Samad Taylor, 3 (1-2) Matt Beaty, 1 (1-0) Nate Eaton, 1 (0-1) Michael Massey, 1 (0-1)	Logan Porter, 27 (13-14) Nick Pratto, 14 (5-9) Tyler Gentry, 10 (5-5) Nate Eaton, 9 (4-5) Johan Camargo, 8 (6-2) CJ Alexander, 7 (4-3) Franmil Reyes, 4 (2-2) Nick Loftin, 3 (1-2) Matt Beaty, 1 (1-0) Freddy Fermin, 1 (1-0) Brewer Hicklen, 1 (0-1)	Nick Loftin, 25 (9-16) Logan Porter, 11 (8-3) CJ Alexander, 10 (8-2) Tucker Bradley, 9 (2-7) Nate Eaton, 6 (3-3) Clay Dungan, 4 (3-1) Brewer Hicklen, 4 (3-1) John Rave, 4 (2-2) Johan Camargo, 4 (1-3) Jakson Reetz, 2 (2-0) Tyler Gentry, 2 (1-1) Dairon Blanco, 1 (0-1) Freddy Fermin, 1 (0-1) Greyson Jenista, 1 (0-1) Nick Pratto, 1 (0-1)	Logan Porter, 16 (6-10) CJ Alexander, 15 (6-9) Brewer Hicklen, 10 (6-4) Jakson Reetz, 8 (3-5) Tyler Gentry, 8 (1-7) Adeiny Hechavarria, 4 (3-1) Dairon Blanco, 4 (2-2) Nick Loftin, 4 (2-2) Jermaine Palacios, 3 (3-0) Nate Eaton, 3 (2-1) Freddy Fermin, 2 (2-0) Clay Dungan, 2 (1-1) Matt Beaty, 1 (1-0) Tucker Bradley, 1 (1-0) José Briceño, 1 (1-0) Greyson Jenista, 1 (1-0) John Rave, 1 (1-0) Johan Camargo, 1 (0-1)	Dairon Blanco, 17 (9-8) Brewer Hicklen, 12 (5-7) Jakson Reetz, 11 (6-5) Adeiny Hechavarria, 10 (5-5) Freddy Fermin, 10 (3-7) Jermaine Palacios, 6 (2-4) Clay Dungan, 5 (4-1) CJ Alexander, 5 (3-2) Logan Porter, 4 (2-2) Tucker Bradley, 1 (1-0) Nate Eaton, 1 (1-0) Tyler Gentry, 1 (1-0) Greyson Jenista, 1 (0-1) Johan Camargo, 1 (0-1)	Clay Dungan, 16 (9-7) Dairon Blanco, 15 (7-8) Tucker Bradley, 12 (6-6) Angelo Castellano, 8 (4-4) Brewer Hicklen, 8 (3-5) José Briceño, 7 (3-4) Jakson Reetz, 5 (2-3) Jermaine Palacios, 4 (3-1) Adeiny Hechavarria, 3 (2-1) CJ Alexander, 3 (0-3) Paxton Wallace, 2 (1-1) Johan Camargo, 1 (1-0) John Rave, 1 (1-0)	Angelo Castellano, 53 (22-31) Tucker Bradley, 23 (14-9) Clay Dungan, 4 (2-2) Dairon Blanco, 2 (2-0) Brewer Hicklen, 1 (1-0) Jermaine Palacios, 1 (0-1) Paxton Wallace, 1 (0-1)



PLAYER	GS	POSITION										BATTING ORDER								
		C	1B	2B	3B	SS	LF	CF	RF	OF	DH	1ST	2ND	3RD	4TH	5TH	6TH	7TH	8TH	9TH
Tyler Gentry	78					1			72	73	5			57	10	2	8	1		
Logan Porter	67	42	21								4			1	7	28	11	16	4	
Samad Taylor	64			41	2		9	11			20	1	45	16	3					
Angelo Castellano	61		9	7	5	40													8	53
Dairon Blanco	48						11	26	4	41	7	9				1	4	17	15	2
Tucker Bradley	48						41			41	7	1	1			9	1	1	12	23
Brewer Hicklen	46						9	4		13	33	10			1	4	10	12	8	1
Nick Loftin	45			9	33						3		7	6	3	25	4			
CJ Alexander	41		27						4	4	10		1		7	10	15	5	3	
Clay Dungan	34			15	9	9					1	2	1			4	2	5	16	4
Nate Eaton	34			7	9		3	10	4	17	1	3	11	1	9	6	3	1		
Jakson Reetz	26	23									3					2	8	11	5	
Maikel Garcia	24				10	14							24							
John Rave	22						7	14	1	22		3	8	5		4	1		1	
Nick Pratto	18		15				3			3				4	13	1				
Adeiny Hechavarria	18					18							1				4	10	3	
Johan Camargo	15		2	3	7	1					2				8	4	1	1	1	
Freddy Fermin	14	12									2				1	1	2	10		
Jermaine Palacios	14		3		9	2											3	6	4	1
Drew Waters	12							12		12		12								
Kyle Isbel	9							8		8	1		9							
José Briceño	8	8															1		7	
Franmil Reyes	4						1			1	3				4					
Nicky Lopez	3			1	1	1							3							
Greyson Jenista	3		3													1	1	1		
Matt Beaty	3		2								1			1	1		1			
Michael Massey	3			2							1		2	1						
Paxton Wallace	3		3																2	1

## # OF LINEUP COMBOS

85 Games

83 Unique Lineup Combinations Used

## MOST USED LINEUP (2, 2x)

PLAYER	Pos.
1. Brewer Hicklen	DH
2. John Rave	CF
3. Logan Porter	C
4. Nate Eaton	2B
5. Tucker Bradley	LF
6. Tyler Gentry	RF
7. Adeiny Hechavarria	SS
8. Clay Dungan	3B
9. Angelo Castellano	1B

## STORM CHASERS POSITION PRODUCTION

	AVG	AB	H	TB	2B	3B	HR	RBI	BB	SO	OBP	SLG	OPS	SAC	SF	HBP	GIDP
C	.273	304	83	138	19	0	12	42	46	91	.376	.454	.830	0	3	6	9
1B	.256	328	84	162	18	3	18	56	32	90	.322	.494	.816	0	4	2	8
2B	.276	322	89	135	18	2	8	46	49	71	.374	.419	.793	1	6	5	7
3B	.286	318	91	148	21	0	12	60	46	65	.374	.465	.839	1	6	2	13
SS	.239	297	71	108	16	0	7	46	44	71	.336	.364	.700	0	3	1	4
LF	.278	295	82	137	19	3	10	52	46	76	.381	.464	.845	2	5	6	11
CF	.310	329	102	166	26	4	10	43	43	75	.404	.505	.909	2	2	10	14
RF	.238	328	78	133	20	1	11	53	46	89	.342	.405	.747	1	4	8	6
DH	.262	321	84	146	22	2	12	49	40	98	.351	.455	.806	2	2	5	6

## STORM CHASERS BATTING ORDER PRODUCTION

	AVG	AB	H	TB	2B	3B	HR	RBI	BB	SO	OBP	SLG	OPS	SAC	SF	HBP	GIDP
1st	.305	351	107	167	23	5	9	53	43	80	.385	.476	.861	1	7	7	9
2nd	.253	332	84	135	25	1	8	52	56	84	.359	.407	.766	1	5	2	10
3rd	.248	326	81	132	20	2	9	59	51	85	.360	.405	.765	1	6	9	10
4th	.257	338	87	155	18	1	16	51	34	89	.327	.459	.786	0	6	4	8
5th	.270	333	90	158	16	2	16	57	31	74	.337	.474	.811	1	3	4	11
6th	.285	316	90	166	26	1	16	44	36	86	.363	.525	.888	0	2	4	6
7th	.232	297	69	124	17	1	12	52	43	83	.339	.418	.757	2	2	6	9
8th	.266	271	72	104	14	0	6	29	60	83	.412	.384	.796	1	2	9	5
9th	.292	291	85	134	21	2	8	52	38	69	.372	.460	.832	2	2	0	10

## OUTFIELD ASSIST LOG (21)

#	OUTFIELDER	Pos.	GAME	INNING	BASE	PITCHER	BATTER	RUNNER OUT	PLAY
1.	Tucker Bradley	LF	4/4 vs. Toledo	▲ 6	3rd	Brooks Kriske	Akil Baddoo	Akil Baddoo	Baddoo 3-RBI double, out at 3rd (7-6-5)
2.	Tyler Gentry	RF	4/14 @ Iowa	▼ 5	Home	Andrés Núñez	Matt Mervis	Christopher Morel	Mervis double, Morel out at home (9-4-2)
3.	Dairon Blanco	CF	4/19 vs. Gwinnett	▲ 3	2nd	Jonathan Heasley	Hendrik Clementina	Hendrik Clementina	Clementina RBI single, out at 2nd (8-4)
4.	Samad Taylor	CF	4/26 @ Nashville	▼ 5	2nd	Max Castillo	Andruw Monasterio	Andruw Monasterio	Monasterio single, out at 2nd (8-5-3-5)
5.	Nate Eaton	CF	4/27 @ Nashville	▼ 1	Home	Austin Cox	Keston Hiura	Andruw Monasterio	Hiura single, Monasterio out at home (8-2)
6.	Dairon Blanco	LF	4/28 @ Nashville	▼ 8	2nd	Jackson Kowar	Keston Hiura	Keston Hiura	Hiura 2-RBI single, out at 2nd (7-2-4)
7.	Brewer Hicklen	LF	5/2 vs. Louisville	▲ 5	2nd	Max Castillo	Matt McLain	Matt McLain	McLain 2-RBI single, out at 2nd (7-5-4-3-5)
8.	Dairon Blanco	CF	5/5 vs. Louisville	▲ 4	Home	Mike Mayers	Nick Martini	Will Benson	Martini flies out to CF, Benson out at home (8-2)
9.	Franmil Reyes	RF	5/6 vs. Louisville	▲ 6	2nd	Collin Snider	Matt McLain	Matt McLain	McLain RBI double, out at 2nd (7-6-4-5)
10.	Tyler Gentry	RF	5/11 @ Scranton/WB	▼ 9	Home	Nick Wittgren	Billy McKinney	Michael Hermosillo	McKinney RBI single, Hermosillo out at home (9-5-2)
11.	Drew Waters	CF	5/20 vs. Toledo	▲ 6	3rd	Walter Pennington	Parker Meadows	Jermaine Palacios	Meadows sacrifice fly DP, Palacios out at 3rd (8-6)
12.	Tucker Bradley	LF	5/25 @ St. Paul	▼ 5	2nd	Jackson Kowar	Chris Williams	Chris Williams	Williams RBI single, out at 2nd (7-5-3-4-3)
13.	Dairon Blanco	RF	5/26 @ St. Paul	▼ 3	2nd	Drew Parrish	Andrew Stevenson	Tony Wolters	Stevenson flies into a double play, Wolters out at 2nd (9-6)
14.	Tyler Gentry	RF	5/27 @ St. Paul	▼ 1	3rd	Jonathan Heasley	Jose Miranda	Andrew Stevenson	Miranda flies into a double play, Stevenson out at 3rd (9-1-5)
15.	Tyler Gentry	RF	5/28 @ St. Paul	▼ 3	Home	Max Castillo	Jose Miranda	Alex De Goti	Miranda lines into a double play, De Goti out at 3rd (9-2)
16.	Brewer Hicklen	LF	5/28 @ St. Paul	▼ 7	Home	Jackson Kowar	Jose Miranda	Andrew Stevenson	Miranda RBI single, Stevenson scores, Reetz Error (7-2)
17.	Nate Eaton	RF	6/4 vs. Memphis	▲ 9	2nd	Jonah Dipoto	Juniel Querecuto	Juniel Querecuto	Querecuto RBI single, out at 2nd (9-6)
18.	Brewer Hicklen	CF	6/8 @ Indianapolis	▼ 5	2nd	Drew Parrish	Henry Davis	Henry Davis	Davis single, out at 2nd (8-4)
19.	John Rave	LF	6/20 @ Rochester	▼ 1	2nd	Alec Marsh	Nomar Mazara	Nomar Mazara	Mazara RBI single, out at 2nd (7-2-4)
20.	Nate Eaton	CF	7/2 vs. Iowa [G1]	▲ 2	2nd	Brad Keller	Edwin Rios	Edwin Rios	Rios Single, out at 2nd (8-4)
21.	Nate Eaton	LF	7/15 vs. Indianapolis	▲ 8	2nd	Brooks Kriske	Alika Williams	Aaron Shackelford	Williams single, Shackelford out at 2nd (7-5)

## BY PLAYER

DAIRON BLANCO (4)	LF	1
	CF	2
	RF	1
NATE EATON (4)	LF	1
	CF	2
	RF	1
TYLER GENTRY (4)	RF	4
BREWER HICKLEN (3)	LF	2
	CF	1
TUCKER BRADLEY (2)	LF	2
JOHN RAVE (1)	LF	1
FRANMIL REYES (1)	LF	1
SAMAD TAYLOR (1)	CF	1
DREW WATERS (1)	CF	1



DATE	OPPONENT	RESULT	SP	C	1B	2B	3B	SS	LF	CF	RF	DH
3/31	@ Indianapolis	W, 8-6	Mike Mayers	Freddy Fermin	Nick Pratto	Samad Taylor	Nick Loftin	Maikel Garcia	Tucker Bradley	Dairon Blanco	Tyler Gentry	CJ Alexander
4/1	@ Indianapolis	W, 12-1	Austin Cox	Logan Porter	Nick Pratto	Angelo Castellano	Nick Loftin	Maikel Garcia	Samad Taylor	Jakson Reetz	Jakson Reetz	Jakson Reetz
4/2	@ Indianapolis	W, 8-3	Jonathan Heasley	Freddy Fermin	Nick Pratto	Samad Taylor	Nick Loftin	Maikel Garcia	Tucker Bradley	Dairon Blanco	Tyler Gentry	CJ Alexander
4/4	TOLEDO	L, 9-2	Max Castillo	Freddy Fermin	Nick Pratto	Samad Taylor	Nick Loftin	Maikel Garcia	Tucker Bradley	Dairon Blanco	Tyler Gentry	CJ Alexander
4/5	TOLEDO	L, 7-6	Mike Mayers	Jakson Reetz	Logan Porter	Angelo Castellano	Nick Loftin	Maikel Garcia	Dairon Blanco	Samad Taylor	Tyler Gentry	Freddy Fermin
4/6	TOLEDO	L, 8-5	Jakson Kowar	Freddy Fermin	CJ Alexander	Samad Taylor	Nick Loftin	Maikel Garcia	Tucker Bradley	Dairon Blanco	Tyler Gentry	Logan Porter
4/7	TOLEDO	W, 9-4	Jonathan Heasley	Freddy Fermin	Logan Porter	Samad Taylor	Angelo Castellano	Maikel Garcia	Tucker Bradley	Dairon Blanco	CJ Alexander	Tyler Gentry
4/8	TOLEDO	W, 13-8	Drew Parrish	Freddy Fermin	Nick Pratto	Samad Taylor	Maikel Garcia	Angelo Castellano	Tucker Bradley	Dairon Blanco	Tyler Gentry	CJ Alexander
4/9	TOLEDO	L, 8-2	Max Castillo	Logan Porter	Nick Pratto	Samad Taylor	Angelo Castellano	Tyler Gentry	Dairon Blanco	Dairon Blanco	Tyler Gentry	CJ Alexander
5/11	@ Iowa	W, 9-6	Mike Mayers	Jakson Reetz	Nick Loftin	Maikel Garcia	Nick Loftin	Maikel Garcia	Tucker Bradley	Dairon Blanco	Tyler Gentry	Jakson Reetz
4/12	@ Iowa	W, 10-6	Austin Cox	Logan Porter	Nick Pratto	Samad Taylor	Nick Loftin	Maikel Garcia	Tucker Bradley	Dairon Blanco	Tyler Gentry	CJ Alexander
4/13	@ Iowa	L, 14-1	Jonathan Heasley	Freddy Fermin	Nick Pratto	Angelo Castellano	Nick Loftin	Maikel Garcia	Tucker Bradley	Samad Taylor	CJ Alexander	Tyler Gentry
4/14	@ Iowa	W, 11-8	Drew Parrish	Freddy Fermin	CJ Alexander	Angelo Castellano	Nick Loftin	Maikel Garcia	Dairon Blanco	Samad Taylor	Tyler Gentry	Logan Porter
4/18	WINNETT	L, 4-1	Drew Parrish	Freddy Fermin	Logan Porter	Nick Loftin	Maikel Garcia	Angelo Castellano	Samad Taylor	Samad Taylor	CJ Alexander	Tyler Gentry
4/19	WINNETT	L, 9-3	Jonathan Heasley	Freddy Fermin	Nick Pratto	Samad Taylor	Nick Loftin	Maikel Garcia	Tucker Bradley	Samad Taylor	Tyler Gentry	Jakson Reetz
4/20	WINNETT	L, 9-3	Max Castillo	Freddy Fermin	Nick Pratto	Nick Loftin	Maikel Garcia	Angelo Castellano	Dairon Blanco	Samad Taylor	Tyler Gentry	Logan Porter
4/21	WINNETT	L, 7-3	Austin Cox	Jakson Reetz	Nick Pratto	Nick Loftin	Maikel Garcia	Angelo Castellano	Tucker Bradley	Samad Taylor	Tyler Gentry	CJ Alexander
4/22	WINNETT	L, 5-2	Drew Parrish	Logan Porter	CJ Alexander	Samad Taylor	Maikel Garcia	Angelo Castellano	Nick Pratto	Dairon Blanco	Tyler Gentry	Nick Loftin
4/23	WINNETT	L, 7-5	Mike Mayers	Jakson Reetz	Nick Pratto	Samad Taylor	Maikel Garcia	Angelo Castellano	Tucker Bradley	Dairon Blanco	Tyler Gentry	CJ Alexander
4/25	@ Nashville	L, 8-3	Jonathan Heasley	Logan Porter	Nick Loftin	Nick Loftin	Maikel Garcia	Angelo Castellano	Samad Taylor	Samad Taylor	Tyler Gentry	Dairon Blanco
4/26	@ Nashville	L, 5-0	Max Castillo	Logan Porter	Nick Pratto	Nick Loftin	Maikel Garcia	Angelo Castellano	Brewer Hicklen	Samad Taylor	Tyler Gentry	CJ Alexander
4/27	@ Nashville	W, 2-1	Austin Cox	Jakson Reetz	CJ Alexander	Samad Taylor	Nick Loftin	Maikel Garcia	Nate Eaton	Dairon Blanco	Tyler Gentry	Tyler Gentry
4/28	@ Nashville	L, 4-3	Drew Parrish	Logan Porter	CJ Alexander	Samad Taylor	Maikel Garcia	Angelo Castellano	Dairon Blanco	Nate Eaton	Tyler Gentry	Brewer Hicklen
4/29	@ Nashville	W, 6-5 (10)	Mike Mayers	Jakson Reetz	CJ Alexander	Angelo Castellano	Nick Loftin	Maikel Garcia	Brewer Hicklen	Samad Taylor	Tyler Gentry	Freddy Fermin
4/30	@ Nashville	W, 10-6	Jonathan Heasley	Freddy Fermin	Logan Porter	Samad Taylor	Nick Loftin	Maikel Garcia	Tucker Bradley	Nate Eaton	Tyler Gentry	Brewer Hicklen
5/2	LOUISVILLE	L, 10-4	Max Castillo	Jakson Reetz	Logan Porter	Samad Taylor	Nate Eaton	Angelo Castellano	Brewer Hicklen	Dairon Blanco	Tyler Gentry	Nick Loftin
5/3	LOUISVILLE	L, 7-4	Marcelo Martinez	Logan Porter	CJ Alexander	Samad Taylor	Nick Loftin	Angelo Castellano	Tucker Bradley	Nate Eaton	Tyler Gentry	Brewer Hicklen
5/4	LOUISVILLE	L, 12-10	Drew Parrish	Logan Porter	CJ Alexander	Samad Taylor	Nick Loftin	Angelo Castellano	Tucker Bradley	Brewer Hicklen	Tyler Gentry	Frannil Reyes
5/6	LOUISVILLE	W, 6-2	Mike Mayers	Jakson Reetz	Logan Porter	Samad Taylor	Nick Loftin	Clay Dungan	Brewer Hicklen	Dairon Blanco	Tyler Gentry	Frannil Reyes
5/5	LOUISVILLE	W, 11-9	Daniel Mengden	Logan Porter	CJ Alexander	Samad Taylor	Nick Loftin	Angelo Castellano	Brewer Hicklen	Dairon Blanco	Tyler Gentry	Tucker Bradley
5/7	LOUISVILLE	L, 4-3	Daniel Lynch	Jakson Reetz	Logan Porter	Samad Taylor	Nick Loftin	Angelo Castellano	Brewer Hicklen	Dairon Blanco	Tyler Gentry	Frannil Reyes
5/9	@ Scranton/WB	L, 14-2	Drew Parrish	Logan Porter	CJ Alexander	Samad Taylor	Nick Loftin	Clay Dungan	Tucker Bradley	Drew Waters	Tyler Gentry	Brewer Hicklen
5/10	@ Scranton/WB	L, 4-3	Mike Mayers	Jakson Reetz	Logan Porter	Clay Dungan	Nick Loftin	Angelo Castellano	Brewer Hicklen	Dairon Blanco	Tyler Gentry	Samad Taylor
5/11	@ Scranton/WB	W, 4-3 (11)	Jonathan Heasley	Logan Porter	CJ Alexander	Samad Taylor	Nick Loftin	Angelo Castellano	Tucker Bradley	Drew Waters	Dairon Blanco	Brewer Hicklen
5/12	@ Scranton/WB	W, 3-2	Daniel Lynch	Jakson Reetz	CJ Alexander	Samad Taylor	Clay Dungan	Angelo Castellano	Dairon Blanco	Drew Waters	Tyler Gentry	Tucker Bradley
5/13	@ Scranton/WB	L, 8-6	Austin Cox	Logan Porter	CJ Alexander	Samad Taylor	Nick Loftin	Angelo Castellano	Brewer Hicklen	Drew Waters	Tyler Gentry	Dairon Blanco
5/14	@ Scranton/WB	W, 9-2	Drew Parrish	Jakson Reetz	CJ Alexander	Samad Taylor	Nick Loftin	Clay Dungan	Tucker Bradley	Dairon Blanco	Tyler Gentry	Johan Camargo
5/16	TOLEDO	W, 9-2	Jonathan Heasley	Logan Porter	CJ Alexander	Nicky Lopez	Samad Taylor	Angelo Castellano	Samad Taylor	Drew Waters	Tyler Gentry	Samad Taylor
5/17	TOLEDO	W, 16-8	Daniel Lynch	Jakson Reetz	Logan Porter	Clay Dungan	Nick Loftin	Angelo Castellano	Samad Taylor	Drew Waters	Tyler Gentry	Dairon Blanco
5/18	TOLEDO	W, 9-0	Austin Cox	Logan Porter	CJ Alexander	Samad Taylor	Nick Loftin	Nicky Lopez	Tucker Bradley	Drew Waters	Tyler Gentry	Brewer Hicklen
5/19	TOLEDO	W, 9-1	Daniel Mengden	Logan Porter	CJ Alexander	Clay Dungan	Nick Loftin	Angelo Castellano	Samad Taylor	Drew Waters	Tyler Gentry	Dairon Blanco
5/20	TOLEDO	W, 7-6	Drew Parrish	Jakson Reetz	CJ Alexander	Jakson Reetz	Nicky Lopez	Angelo Castellano	Brewer Hicklen	Drew Waters	Tyler Gentry	Brewer Hicklen
5/21	TOLEDO	W, 8-4	Jonathan Heasley	Jakson Reetz	Logan Porter	Samad Taylor	Nick Loftin	Angelo Castellano	Tucker Bradley	Drew Waters	Tyler Gentry	Brewer Hicklen
5/23	@ St. Paul	W, 6-1	Daniel Lynch	Logan Porter	Greyson Jenista	Clay Dungan	Nick Loftin	Angelo Castellano	Samad Taylor	Drew Waters	Tyler Gentry	Dairon Blanco
5/24	@ St. Paul	L, 6-5	Anthony Veneziano	Jakson Reetz	Logan Porter	Nick Loftin	Samad Taylor	Angelo Castellano	Dairon Blanco	Drew Waters	Tyler Gentry	Brewer Hicklen
5/25	@ St. Paul	L, 8-6	Austin Cox	Logan Porter	Greyson Jenista	Samad Taylor	Nick Loftin	Angelo Castellano	Dairon Blanco	Drew Waters	Tyler Gentry	Brewer Hicklen
5/26	@ St. Paul	W, 4-2	Drew Parrish	Jakson Reetz	Logan Porter	Clay Dungan	Nick Loftin	Angelo Castellano	Samad Taylor	Dairon Blanco	Tyler Gentry	Brewer Hicklen
5/27	@ St. Paul	L, 14-1	Jonathan Heasley	Logan Porter	Greyson Jenista	Samad Taylor	Nick Loftin	Angelo Castellano	Samad Taylor	Dairon Blanco	Tyler Gentry	Tucker Bradley
5/28	@ St. Paul	L, 10-6	Max Castillo	Jakson Reetz	CJ Alexander	Johan Camargo	Nick Loftin	Clay Dungan	Brewer Hicklen	Samad Taylor	Tyler Gentry	Nate Eaton
5/30	MEMPHIS	W, 7-6	Anthony Veneziano	Logan Porter	CJ Alexander	Johan Camargo	Nick Loftin	Johan Camargo	Dairon Blanco	Nate Eaton	Tyler Gentry	Brewer Hicklen
5/31	MEMPHIS	W, 9-4	Austin Cox	Logan Porter	Johan Camargo	Samad Taylor	Nate Eaton	Clay Dungan	Tucker Bradley	Dairon Blanco	Tyler Gentry	CJ Alexander
6/1	MEMPHIS	L, 12-6	Jonathan Heasley	Jakson Reetz	CJ Alexander	Nate Eaton	Johan Camargo	Angelo Castellano	Samad Taylor	Brewer Hicklen	Tyler Gentry	Dairon Blanco
6/2	MEMPHIS	W, 10-9 (10)	Drew Parrish	Logan Porter	CJ Alexander	Nate Eaton	Johan Camargo	Clay Dungan	Dairon Blanco	Brewer Hicklen	Tyler Gentry	Logan Porter
6/3	MEMPHIS	L, 4-2	Max Castillo	Jakson Reetz	Logan Porter	Samad Taylor	Nate Eaton	Angelo Castellano	Brewer Hicklen	Dairon Blanco	Tyler Gentry	Johan Camargo
6/4	MEMPHIS	L, 6-5	Anthony Veneziano	Jakson Reetz	CJ Alexander	Samad Taylor	Johan Camargo	Clay Dungan	Tucker Bradley	Dairon Blanco	Tyler Gentry	Tyler Gentry
6/6	@ Indianapolis	W, 4-2	Daniel Mengden	Jakson Reetz	Logan Porter	Johan Camargo	Nate Eaton	Angelo Castellano	Samad Taylor	Dairon Blanco	Tyler Gentry	Brewer Hicklen
6/7	@ Indianapolis	W, 9-7	Jonathan Heasley	Logan Porter	CJ Alexander	Johan Camargo	Nate Eaton	Clay Dungan	Samad Taylor	Dairon Blanco	Tyler Gentry	Tucker Bradley
6/8	@ Indianapolis	W, 15-7	Drew Parrish	Jakson Reetz	CJ Alexander	Samad Taylor	Clay Dungan	Angelo Castellano	Tucker Bradley	Brewer Hicklen	Tyler Gentry	Dairon Blanco
6/9	@ Indianapolis	W, 6-2	Max Castillo	Jakson Reetz	Logan Porter	Samad Taylor	Johan Camargo	Angelo Castellano	Brewer Hicklen	Dairon Blanco	Tyler Gentry	CJ Alexander
6/10	@ Indianapolis	W, 9-5	Anthony Veneziano	Jakson Reetz	CJ Alexander	Samad Taylor	Johan Camargo	Clay Dungan	Tucker Bradley	Dairon Blanco	Tyler Gentry	Brewer Hicklen
6/13	COLUMBUS	W, 6-5	Jonathan Heasley	Jakson Reetz	Logan Porter	Samad Taylor	Johan Camargo	Angelo Castellano	John Rave	Kyle Isbel	Tyler Gentry	Brewer Hicklen
6/14	COLUMBUS	W, 6-1	Alec Marsh	Logan Porter	Johan Camargo	Samad Taylor	Clay Dungan	Jermaine Palacios	Tucker Bradley	John Rave	Tyler Gentry	Matt Beatty
6/15	COLUMBUS	W, 4-2	Max Castillo	Logan Porter	Matt Beatty	Samad Taylor	Angelo Castellano	Jermaine Palacios	John Rave	Kyle Isbel	Tyler Gentry	Brewer Hicklen
6/16	COLUMBUS	W, 4-7	Anthony Veneziano	Logan Porter	Clay Dungan	Clay Dungan	Angelo Castellano	Adenly Hechavaria	John Rave	Kyle Isbel	Tyler Gentry	Brewer Hicklen
6/17	COLUMBUS	W, 13-4	Drew Parrish	Logan Porter	Matt Beatty	Clay Dungan	Angelo Castellano	Adenly Hechavaria	Tucker Bradley	John Rave	Nate Eaton	Brewer Hicklen
6/18	COLUMBUS	W, 6-4	James McArthur	Logan Porter	Nate Eaton	Clay Dungan	Jermaine Palacios	Adenly Hechavaria	John Rave	Kyle Isbel	Tyler Gentry	Brewer Hicklen
6/20	@ Rochester	L, 5-4	Alec Marsh	Logan Porter	Angelo Castellano	Nate Eaton	Clay Dungan	Adenly Hechavaria	John Rave	Kyle Isbel	Tyler Gentry	Brewer Hicklen
6/21	@ Rochester	W, 7-3	Max Castillo	Logan Porter	Logan Porter	Clay Dungan	Jermaine Palacios	Adenly Hechavaria	Tucker Bradley	Nate Eaton	Tyler Gentry	Brewer Hicklen
6/22	@ Rochester	W, 8-4	Jonathan Bowlan	Logan Porter	Angelo Castellano	Clay Dungan	Jermaine Palacios	Adenly Hechavaria	Tucker Bradley	Kyle Isbel	Nate Eaton	Brewer Hicklen
6/23	@ Rochester	W, 4-2	Anthony Veneziano	Logan Porter	Angelo Castellano	Clay Dungan	Jermaine Palacios	Adenly Hechavaria	Tucker Bradley	Kyle Isbel	Tyler Gentry	Brewer Hicklen
6/24	@ Rochester	L, 3-2	Ryan Yarbrough	Logan Porter	Logan Porter	Angelo Castellano	Jermaine Palacios	Adenly Hechavaria	John Rave	Kyle Isbel	Tyler Gentry	Brewer Hicklen
6/25	@ Rochester	W, 7-3	Alec Marsh	Logan Porter	Paxton Wallace	Clay Dungan	Jermaine Palacios	Adenly Hechavaria	Tucker Bradley	John Rave	Tyler Gentry	Kyle Isbel
6/28	IOWA	L, 9-2	Angel Zepa	Logan Porter	Angelo Castellano	Nate Eaton	Clay Dungan	Adenly Hechavaria	Tucker Bradley	John Rave	Tyler Gentry	Brewer Hicklen
6/29	IOWA	W, 9-5	Ryan Yarbrough	Logan Porter	Angelo Castellano	Nate Eaton	Clay Dungan	Adenly Hechavaria	Tucker Bradley	John Rave	Tyler Gentry	Brewer Hicklen
6/30	IOWA	L, 6-5	Max Castillo	Logan Porter	Jermaine Palacios	Michael Massey	Nate Eaton	Angelo Castellano	Tucker Bradley	John Rave	Tyler Gentry	Brewer Hicklen
7/2 [61]	IOWA	W, 11-1 (7)	Brad Keller	Logan Porter	Jose Briceño	Angelo Castellano	Clay Dungan	Adenly Hechavaria	Tucker Bradley	Nate Eaton	Tyler Gentry	Brewer Hicklen
7/2 [62]	IOWA	L, 6-2 (7)	Cole Ragans	Logan Porter	Paxton Wallace	Clay Dungan	Jermaine Palacios	Angelo Castellano	John Rave	Nate Eaton	Tyler Gentry	Tucker Bradley
7/3	IOWA	L, 7-9	Angel Zepa	Logan Porter	Jermaine Palacios	Nate Eaton	Clay Dungan	Adenly Hechavaria	Tucker Bradley	John Rave	Tyler Gentry	Michael Massey
7/4	@ Gwinnett	L, 3-1	Ryan Yarbrough	Logan Porter	Jose Briceño	Angelo Castellano	Clay Dungan	Jermaine Palacios	Tucker Bradley	John Rave	Tyler Gentry	Brewer Hicklen
7/5	@ Gwinnett	L, 8-7 (10)	Brad Keller	Logan Porter	Angelo Castellano	Samad Taylor	Nate Eaton	Adenly Hechavaria	Tucker Bradley	John Rave	Tyler Gentry	Brewer Hicklen
7/6	@ Gwinnett	L, 9-6	James McArthur	Logan Porter	Angelo Castellano	Samad Taylor	Clay Dungan	Adenly Hechavaria	Nate Eaton	John Rave	Tyler Gentry	Tucker Bradley
7/7	@ Gwinnett	W, 7-1	Cole Ragans	Logan Porter	Paxton Wallace	Samad Taylor	Jermaine Palacios	Adenly Hechavaria	Nate Eaton	John Rave	Tyler Gentry	Brewer Hicklen
7/9	@ Gwinnett	W, 8-3	Angel Zepa	Logan Porter	Jose Briceño	Angelo Castellano	Nate Eaton	Adenly Hechavaria	Tucker Bradley	John Rave	Tyler Gentry	Clay Dungan
7/14	INDIANAPOLIS	L, 13-5	Angel Zepa	Logan Porter	Jermaine Palacios	Clay Dungan	Nate Eaton	Angelo Castellano	Tucker Bradley	John Rave	Tyler Gentry	Brewer Hicklen
7/15	INDIANAPOLIS	W, 8-3	Austin Cox	Logan Porter	CJ Alexander	Angelo Castellano	Nick Loftin	Adenly Hechavaria	Nate Eaton	John Rave	Tyler Gentry	Brewer Hicklen
7/16	INDIANAPOLIS											
7/18	ST. PAUL											
7/19	ST. PAUL											
7/20	ST. PAUL											
7/21	ST. PAUL											
7/22	ST. PAUL											
7/23	ST. PAUL											
7/25	@ Columbus											
7/26	@ Columbus											
7/27	@ Columbus											
7/28	@ Columbus											
7/29	@ Columbus											
7/30	@ Columbus											
8/1	@ Louisville											
8/2	@ Louisville											
8/3	@ Louisville											
8/4	@ Louisville											
8/5	@ Louisville											
8/6	@ Louisville											
8/8	IOWA											
8/9	IOWA											
8/10	IOWA											
8/11	IOWA											
8/12	IOWA											
8/13	IOWA											
8/15	@ Toledo											
8/16	@ Toledo											
8/17	@ Toledo											
8/18	@ Toledo											
8/19	@ Toledo											
8/20	@ Toledo											
8/22	ST. PAUL											
8/23	ST. PAUL											
8/24	ST. PAUL											
8/25	ST. PAUL											
8/26	ST. PAUL											
8/27	ST. PAUL											
8/29	LOUISVILLE		</									



DATE	OPPONENT	RESULT	1	2	3	4	5	6	7	8	9
3/31	@ Indianapolis	W, 8-6	Samad Taylor	Maikel Garcia	Nick Pratto	Tyler Gentry	CJ Alexander	Nick Loftin	Freddy Fermin	Dairon Blanco	Tucker Bradley
4/1	@ Indianapolis	W, 12-1	Samad Taylor	Maikel Garcia	Nick Pratto	Tyler Gentry	Nick Loftin	Logan Porter	Jackson Reetz	Dairon Blanco	Angelo Castellano
4/2	@ Indianapolis	W, 8-3	Samad Taylor	Maikel Garcia	Nick Pratto	Tyler Gentry	Nick Loftin	CJ Alexander	Freddy Fermin	Dairon Blanco	Tucker Bradley
4/5	TOLEDO	L, 9-2	Samad Taylor	Maikel Garcia	Nick Pratto	Tyler Gentry	Nick Loftin	CJ Alexander	Freddy Fermin	Dairon Blanco	Angelo Castellano
4/5	TOLEDO	L, 8-5	Samad Taylor	Maikel Garcia	Tyler Gentry	Logan Porter	Nick Loftin	CJ Alexander	Freddy Fermin	Dairon Blanco	Tucker Bradley
4/6	TOLEDO	W, 9-4	Samad Taylor	Maikel Garcia	Tyler Gentry	Logan Porter	CJ Alexander	Freddy Fermin	Dairon Blanco	Tucker Bradley	Angelo Castellano
4/8	TOLEDO	W, 13-8	Samad Taylor	Maikel Garcia	Tyler Gentry	Nick Pratto	CJ Alexander	Freddy Fermin	Dairon Blanco	Tucker Bradley	Angelo Castellano
4/9	TOLEDO	L, 8-2	Samad Taylor	Maikel Garcia	Tyler Gentry	CJ Alexander	Nick Pratto	Logan Porter	Dairon Blanco	Jackson Reetz	Angelo Castellano
4/11	@ Iowa	W, 9-6	Samad Taylor	Maikel Garcia	Tyler Gentry	Nick Pratto	Nick Loftin	CJ Alexander	Freddy Fermin	Dairon Blanco	Tucker Bradley
4/12	@ Iowa	W, 10-6	Samad Taylor	Maikel Garcia	Tyler Gentry	Nick Pratto	Nick Loftin	CJ Alexander	Freddy Fermin	Angelo Castellano	Tucker Bradley
4/13	@ Iowa	L, 14-1	Samad Taylor	Maikel Garcia	Tyler Gentry	Nick Pratto	Nick Loftin	CJ Alexander	Freddy Fermin	Dairon Blanco	Angelo Castellano
4/14	@ Iowa	W, 11-8	Samad Taylor	Maikel Garcia	Tyler Gentry	Logan Porter	Nick Loftin	CJ Alexander	Freddy Fermin	Dairon Blanco	Angelo Castellano
4/18	WINNETT	L, 4-1	Samad Taylor	Maikel Garcia	Tyler Gentry	Nick Pratto	Logan Porter	Logan Porter	Freddy Fermin	CJ Alexander	Angelo Castellano
4/19	WINNETT	L, 6-2	Samad Taylor	Nick Loftin	Tyler Gentry	Nick Pratto	Logan Porter	Jackson Reetz	Dairon Blanco	Tucker Bradley	Angelo Castellano
4/20	WINNETT	L, 9-3	Samad Taylor	Maikel Garcia	Tyler Gentry	Nick Pratto	Nick Loftin	Logan Porter	Freddy Fermin	Dairon Blanco	Angelo Castellano
4/21	WINNETT	L, 7-3	Samad Taylor	Maikel Garcia	Tyler Gentry	Nick Pratto	Nick Loftin	CJ Alexander	Jackson Reetz	Dairon Blanco	Angelo Castellano
4/22	WINNETT	L, 5-2	Samad Taylor	Maikel Garcia	Tyler Gentry	Nick Pratto	Nick Loftin	CJ Alexander	Logan Porter	Dairon Blanco	Angelo Castellano
4/23	WINNETT	L, 6-5	Dairon Blanco	Maikel Garcia	Tyler Gentry	Nick Pratto	Nick Loftin	CJ Alexander	Logan Porter	Dairon Blanco	Angelo Castellano
4/25	@ Nashville	L, 8-3	Samad Taylor	Maikel Garcia	Tyler Gentry	Nick Pratto	Nick Loftin	Logan Porter	Dairon Blanco	Tucker Bradley	Angelo Castellano
4/26	@ Nashville	L, 5-0	Samad Taylor	Maikel Garcia	Tyler Gentry	Nick Pratto	Nick Loftin	Logan Porter	CJ Alexander	Brewer Hicklen	Angelo Castellano
4/27	@ Nashville	W, 2-1	Samad Taylor	Maikel Garcia	Tyler Gentry	Nick Pratto	Nick Loftin	Nate Eaton	CJ Alexander	Jackson Reetz	Dairon Blanco
4/28	@ Nashville	L, 4-3	Samad Taylor	Maikel Garcia	Tyler Gentry	Logan Porter	Nate Eaton	Brewer Hicklen	Dairon Blanco	CJ Alexander	Angelo Castellano
4/29	@ Nashville	L, 4-3 (10)	Samad Taylor	Maikel Garcia	Nate Eaton	Nick Loftin	Freddy Fermin	CJ Alexander	Jackson Reetz	Tucker Bradley	Angelo Castellano
4/30	@ Nashville	W, 10-6	Samad Taylor	Maikel Garcia	Tyler Gentry	Nick Loftin	Freddy Fermin	Logan Porter	Nate Eaton	Brewer Hicklen	Dairon Blanco
5/2	LOUISVILLE	L, 10-4	Samad Taylor	Nate Eaton	Tyler Gentry	Logan Porter	Nick Loftin	Jackson Reetz	Brewer Hicklen	Dairon Blanco	Angelo Castellano
5/3	LOUISVILLE	L, 7-4	Samad Taylor	Nate Eaton	Tyler Gentry	Logan Porter	Nick Loftin	CJ Alexander	Brewer Hicklen	Tucker Bradley	Angelo Castellano
5/4	LOUISVILLE	L, 12-10	Samad Taylor	CJ Alexander	Tyler Gentry	Nick Loftin	Logan Porter	Brewer Hicklen	Tucker Bradley	Angelo Castellano	Clay Dungan
5/5	LOUISVILLE	W, 11-9	Samad Taylor	Nick Loftin	Tyler Gentry	Logan Porter	Logan Porter	Brewer Hicklen	Jackson Reetz	Dairon Blanco	Angelo Castellano
5/6	LOUISVILLE	L, 4-3	Samad Taylor	Nick Loftin	Tyler Gentry	Logan Porter	Logan Porter	CJ Alexander	Dairon Blanco	Brewer Hicklen	Angelo Castellano
5/9	@ Scranton/WB	L, 14-2	Drew Waters	Samad Taylor	Tyler Gentry	Nick Loftin	Nick Loftin	Jackson Reetz	Brewer Hicklen	Dairon Blanco	Angelo Castellano
5/10	@ Scranton/WB	L, 4-3	Samad Taylor	Nick Loftin	Tyler Gentry	Logan Porter	Brewer Hicklen	Jackson Reetz	Dairon Blanco	Clay Dungan	Angelo Castellano
5/11	@ Scranton/WB	W, 4-3 (11)	Drew Waters	Samad Taylor	Nick Loftin	Logan Porter	CJ Alexander	Brewer Hicklen	Dairon Blanco	Tucker Bradley	Angelo Castellano
5/12	@ Scranton/WB	W, 3-2	Drew Waters	Samad Taylor	Tyler Gentry	Logan Porter	CJ Alexander	Jackson Reetz	Dairon Blanco	Tucker Bradley	Angelo Castellano
5/13	@ Scranton/WB	L, 8-6	Drew Waters	Samad Taylor	Tyler Gentry	Logan Porter	Nick Loftin	CJ Alexander	Brewer Hicklen	Dairon Blanco	Angelo Castellano
5/14	@ Scranton/WB	W, 6-3	Samad Taylor	Nick Loftin	Tyler Gentry	CJ Alexander	Jackson Reetz	Brewer Hicklen	Dairon Blanco	Clay Dungan	Angelo Castellano
5/16	TOLEDO	W, 16-8	Drew Waters	Nicky Lopez	Samad Taylor	Logan Porter	Nick Loftin	Jackson Reetz	Dairon Blanco	Clay Dungan	Angelo Castellano
5/17	TOLEDO	W, 9-0	Drew Waters	Samad Taylor	Tyler Gentry	Logan Porter	CJ Alexander	Nick Loftin	Logan Porter	Brewer Hicklen	Angelo Castellano
5/19	TOLEDO	W, 9-1	Drew Waters	Samad Taylor	Tyler Gentry	CJ Alexander	Nick Loftin	Logan Porter	Dairon Blanco	Clay Dungan	Angelo Castellano
5/20	TOLEDO	W, 4-1	Drew Waters	Samad Taylor	Tyler Gentry	Nicky Lopez	Nick Loftin	Tyler Gentry	CJ Alexander	Jackson Reetz	Angelo Castellano
5/21	TOLEDO	W, 8-4	Drew Waters	Samad Taylor	Nick Loftin	Logan Porter	Brewer Hicklen	Jackson Reetz	Dairon Blanco	Tucker Bradley	Angelo Castellano
5/23	@ St. Paul	W, 6-1	Drew Waters	Samad Taylor	Nick Loftin	Tyler Gentry	Logan Porter	Greyson Jenista	Dairon Blanco	Clay Dungan	Angelo Castellano
5/24	@ St. Paul	L, 6-5	Drew Waters	Samad Taylor	Tyler Gentry	Logan Porter	Logan Porter	Brewer Hicklen	Dairon Blanco	Jackson Reetz	Angelo Castellano
5/25	@ St. Paul	L, 8-6	Samad Taylor	Nick Loftin	Tyler Gentry	Logan Porter	Greyson Jenista	Dairon Blanco	Brewer Hicklen	Angelo Castellano	Tucker Bradley
5/26	@ St. Paul	W, 4-4	Samad Taylor	Nate Eaton	Tyler Gentry	Logan Porter	Dairon Blanco	Jackson Reetz	Clay Dungan	Angelo Castellano	Angelo Castellano
5/27	@ St. Paul	L, 14-1	Samad Taylor	Nate Eaton	Tyler Gentry	Logan Porter	Dairon Blanco	Jackson Reetz	Angelo Castellano	Tucker Bradley	Angelo Castellano
5/28	@ St. Paul	L, 10-6	Samad Taylor	Nate Eaton	Tyler Gentry	Nick Loftin	CJ Alexander	Brewer Hicklen	Johan Camargo	Jackson Reetz	Clay Dungan
5/30	MEMPHIS	W, 9-6	Samad Taylor	Nate Eaton	Tyler Gentry	Logan Porter	Dairon Blanco	CJ Alexander	Johan Camargo	Johan Camargo	Brewer Hicklen
5/31	MEMPHIS	L, 9-4	Samad Taylor	Nate Eaton	Tyler Gentry	CJ Alexander	Johan Camargo	Logan Porter	Dairon Blanco	Clay Dungan	Angelo Castellano
6/1	MEMPHIS	L, 12-6	Samad Taylor	Nate Eaton	Tyler Gentry	CJ Alexander	Johan Camargo	Dairon Blanco	Jackson Reetz	Brewer Hicklen	Angelo Castellano
6/2	MEMPHIS	W, 10-9 (10)	Dairon Blanco	Nate Eaton	Tyler Gentry	CJ Alexander	Johan Camargo	Logan Porter	Brewer Hicklen	Clay Dungan	Angelo Castellano
6/3	MEMPHIS	L, 4-2	Dairon Blanco	Samad Taylor	Tyler Gentry	Johan Camargo	Nate Eaton	Logan Porter	Jackson Reetz	Brewer Hicklen	Angelo Castellano
6/4	MEMPHIS	L, 6-5	Dairon Blanco	Samad Taylor	Tyler Gentry	Johan Camargo	Nate Eaton	Logan Porter	CJ Alexander	Jackson Reetz	Tucker Bradley
6/6	@ Indianapolis	W, 4-2	Dairon Blanco	Samad Taylor	Tyler Gentry	Johan Camargo	Nate Eaton	Logan Porter	Brewer Hicklen	Jackson Reetz	Angelo Castellano
6/7	@ Indianapolis	W, 9-7	Dairon Blanco	Samad Taylor	Tyler Gentry	Johan Camargo	Nate Eaton	Logan Porter	CJ Alexander	Clay Dungan	Tucker Bradley
6/8	@ Indianapolis	W, 15-7	Dairon Blanco	Samad Taylor	Logan Porter	CJ Alexander	Brewer Hicklen	Clay Dungan	Angelo Castellano	Tucker Bradley	Angelo Castellano
6/9	@ Indianapolis	W, 6-2	Dairon Blanco	Samad Taylor	Tyler Gentry	Johan Camargo	Logan Porter	CJ Alexander	Jackson Reetz	Brewer Hicklen	Angelo Castellano
6/10	@ Indianapolis	W, 9-5	Dairon Blanco	Samad Taylor	Tyler Gentry	Johan Camargo	Logan Porter	CJ Alexander	Brewer Hicklen	Clay Dungan	Tucker Bradley
6/13	COLUMBUS	W, 6-5	Samad Taylor	Kyle Isbel	Tyler Gentry	Johan Camargo	Logan Porter	Jackson Reetz	John Rave	Angelo Castellano	Angelo Castellano
6/14	COLUMBUS	W, 6-1	Samad Taylor	John Rave	Tyler Gentry	Johan Camargo	Logan Porter	Matt Beatty	Clay Dungan	Jermaine Palacios	Tucker Bradley
6/15	COLUMBUS	W, 4-2	Samad Taylor	Kyle Isbel	Tyler Gentry	Johan Camargo	Logan Porter	Matt Beatty	Brewer Hicklen	Jermaine Palacios	Angelo Castellano
6/16	COLUMBUS	W, 4-3	Brewer Hicklen	Kyle Isbel	Tyler Gentry	Logan Porter	Johan Camargo	Jose Briceño	Clay Dungan	Adeiny Hechavarria	Angelo Castellano
6/17	COLUMBUS	W, 13-4	Nate Eaton	John Rave	Tyler Gentry	Logan Porter	Johan Camargo	Jose Briceño	Adeiny Hechavarria	Angelo Castellano	Tucker Bradley
6/18	COLUMBUS	W, 6-4	Nate Eaton	Kyle Isbel	Tyler Gentry	Logan Porter	Johan Camargo	Brewer Hicklen	Jermaine Palacios	Angelo Castellano	Angelo Castellano
6/20	@ Rochester	L, 5-4	Nate Eaton	Kyle Isbel	Tyler Gentry	Logan Porter	Johan Camargo	Brewer Hicklen	Clay Dungan	Adeiny Hechavarria	Angelo Castellano
6/21	@ Rochester	W, 7-3	Brewer Hicklen	Clay Dungan	Tyler Gentry	Logan Porter	Nate Eaton	Jermaine Palacios	Adeiny Hechavarria	Jose Briceño	Tucker Bradley
6/22	@ Rochester	W, 8-4	Brewer Hicklen	Kyle Isbel	Tyler Gentry	Logan Porter	Nate Eaton	Clay Dungan	Jermaine Palacios	Angelo Castellano	Tucker Bradley
6/23	@ Rochester	W, 4-2	Brewer Hicklen	Kyle Isbel	Tyler Gentry	Logan Porter	Clay Dungan	Jermaine Palacios	Adeiny Hechavarria	Angelo Castellano	Tucker Bradley
6/24	@ Rochester	L, 3-2	Brewer Hicklen	Kyle Isbel	Tyler Gentry	Logan Porter	John Rave	Adeiny Hechavarria	Jermaine Palacios	Jose Briceño	Angelo Castellano
6/25	@ Rochester	W, 7-3	John Rave	Kyle Isbel	Tyler Gentry	Logan Porter	Clay Dungan	Adeiny Hechavarria	Jermaine Palacios	Paxton Wallace	Tucker Bradley
6/28	IOWA	L, 9-2	Brewer Hicklen	John Rave	Logan Porter	Nate Eaton	Tucker Bradley	Tyler Gentry	Adeiny Hechavarria	Clay Dungan	Angelo Castellano
6/29	IOWA	W, 8-3	Brewer Hicklen	John Rave	Logan Porter	Nate Eaton	Tucker Bradley	Tyler Gentry	Adeiny Hechavarria	Clay Dungan	Angelo Castellano
6/30	IOWA	L, 6-5	Brewer Hicklen	Michael Massey	John Rave	Tyler Gentry	Tucker Bradley	Nate Eaton	Jermaine Palacios	Jose Briceño	Angelo Castellano
7/2 [G1]	IOWA	W, 11-1 (7)	Brewer Hicklen	Michael Massey	John Rave	Tyler Gentry	Tucker Bradley	Adeiny Hechavarria	Clay Dungan	Jose Briceño	Angelo Castellano
7/2 [G2]	IOWA	L, 6-2 (7)	John Rave	Tucker Bradley	Logan Porter	Nate Eaton	Tyler Gentry	Clay Dungan	Jermaine Palacios	Paxton Wallace	Angelo Castellano
7/4	IOWA	L, 7-6	John Rave	Logan Porter	Michael Massey	Nate Eaton	Tucker Bradley	Tyler Gentry	Adeiny Hechavarria	Jermaine Palacios	Angelo Castellano
7/5	@ Gwinnett	L, 3-1	Tucker Bradley	Adeiny Hechavarria	John Rave	Brewer Hicklen	Clay Dungan	Tyler Gentry	Adeiny Hechavarria	Jose Briceño	Angelo Castellano
7/6	@ Gwinnett	L, 8-7 (10)	Samad Taylor	John Rave	Logan Porter	Nate Eaton	Tucker Bradley	Tyler Gentry	Adeiny Hechavarria	Brewer Hicklen	Angelo Castellano
7/7	@ Gwinnett	L, 9-6	Samad Taylor	John Rave	Logan Porter	Nate Eaton	Tucker Bradley	Tyler Gentry	Adeiny Hechavarria	Clay Dungan	Angelo Castellano
7/7	@ Gwinnett	W, 7-1	Samad Taylor	John Rave	Logan Porter	Nate Eaton	Tucker Bradley	Tyler Gentry	Adeiny Hechavarria	Paxton Wallace	Angelo Castellano
7/14	INDIANAPOLIS	L, 8-1	Clay Dungan	Nate Eaton	John Rave	Logan Porter	Tucker Bradley	Tyler Gentry	Adeiny Hechavarria	Jermaine Palacios	Angelo Castellano
7/15	INDIANAPOLIS	L, 13-5	Clay Dungan	Nate Eaton	John Rave	Logan Porter	Tucker Bradley	Tyler Gentry	Adeiny Hechavarria	Jermaine Palacios	Angelo Castellano
7/16	INDIANAPOLIS	W, 8-3	Brewer Hicklen	John Rave	Nick Loftin	Logan Porter	CJ Alexander	Nate Eaton	Tyler Gentry	Adeiny Hechavarria	Angelo Castellano
7/17	ST. PAUL										
7/18	ST. PAUL										
7/20	ST. PAUL										
7/21	ST. PAUL										
7/22	ST. PAUL										
7/23	ST. PAUL										
7/25	@ Columbus										
7/26	@ Columbus										
7/27	@ Columbus										
7/28	@ Columbus										
7/29	@ Columbus										
7/30	@ Columbus										
8/1	@ Louisville										
8/2	@ Louisville										
8/3	@ Louisville										
8/4	@ Louisville										
8/5	@ Louisville										
8/6	@ Louisville										
8/8	IOWA										
8/9	IOWA										
8/10	IOWA										
8/11	IOWA										
8/12	IOWA										
8/13	IOWA										
8/15	@ Toledo										
8/16	@ Toledo										
8/17	@ Toledo										
8/18	@ Toledo										
8/19	@ Toledo										
8/20	@ Toledo										
8/22	ST. PAUL										
8/23	ST. PAUL										
8/24	ST. PAUL										
8/25	ST. PAUL										
8/26	ST. PAUL										
8/27	ST. PAUL										
8/29	LOUISVILLE										
8/30	LOUISVILLE										
8/31	LOUISVILLE										
9/1	LOUISVILLE										
9/2	LOUISVILLE										
9/3	LOUISVILLE										
9/5	@ Iowa										
9/6	@ Iowa										
9/7	@ Iowa										
9/8	@ Iowa										
9/9	@ Iowa										
9/10	@ Iowa										
9/12	INDIANAPOLIS										
9/13	INDIANAPOLIS										
9/14	INDIANAPOLIS										
9/15	INDIANAPOLIS										
9/16	INDIANAPOLIS										
9/17	INDIANAPOLIS										
9/19	@ Columbus										



DATE	OPPONENT	RESULT	IP	H	R	ER	BB	SO	2B	3B	HR	TB	AVG	WHIP	WP	BK	HB	GIDP	IBB	TBF	SV	SVO	ERA (SEASON)
3/31	@ Indianapolis	W 8-6	9.0	11	6	6	2	7	4	0	1	18	(.297)	(1.44)	0	1	2	1	0	40	1	1	6.00
4/1	@ Indianapolis	W 12-1	9.0	5	1	1	2	8	4	0	0	6	(.185)	(0.78)	0	1	1	1	0	31	0	0	3.50
4/2	@ Indianapolis	W 8-3	9.0	11	3	3	5	10	1	1	1	17	(.314)	(1.78)	0	0	0	3	0	40	0	0	3.33
4/4	TOLEDO	W 9-2	9.0	12	9	6	4	8	6	0	3	27	(.324)	(1.78)	0	0	0	0	0	41	0	0	4.75
4/5	TOLEDO	L 7-6	9.0	12	7	6	5	10	3	0	1	18	(.316)	(1.89)	1	0	0	2	0	43	0	1	5.00
4/6	TOLEDO	W 8-5	9.0	10	8	8	8	12	3	0	3	22	(.286)	(2.00)	0	0	0	1	0	44	0	0	5.50
4/7	TOLEDO	W 9-4	9.0	9	4	4	4	5	8	0	2	16	(.250)	(1.56)	1	0	1	0	0	42	0	0	5.29
4/8	TOLEDO	W 13-8	9.0	13	8	7	4	8	2	0	0	15	(.317)	(1.89)	0	1	2	1	0	47	0	0	5.50
4/9	TOLEDO	L 8-2	9.0	13	8	6	4	10	2	0	3	24	(.317)	(1.89)	0	0	1	1	0	46	0	0	5.56
4/11	@ Iowa	W 9-6	8.0	7	9	9	7	10	3	0	0	16	(.266)	(1.75)	0	0	1	0	0	39	1	1	5.97
4/12	@ Iowa	W 10-6	9.0	8	6	6	2	10	2	1	2	18	(.235)	(1.11)	0	0	1	1	0	37	0	0	5.97
4/13	@ Iowa	L 14-1	8.0	15	14	12	4	8	7	0	2	28	(.375)	(2.38)	0	0	2	0	0	46	0	0	6.54
4/14	@ Iowa	W 11-8	9.0	11	8	7	4	14	2	0	2	19	(.297)	(1.67)	1	0	2	0	1	45	1	1	6.57
4/18	GWINNETT	L 4-1	8.0	7	4	3	4	6	3	0	1	8	(.207)	(1.33)	0	0	0	0	0	39	0	0	6.39
4/19	GWINNETT	L 6-2	9.0	10	6	6	9	3	0	0	2	19	(.286)	(1.22)	0	0	0	1	0	36	0	0	6.36
4/20	GWINNETT	L 9-3	9.0	10	9	6	5	7	1	1	1	16	(.286)	(1.67)	2	0	0	1	0	41	0	0	6.34
4/21	GWINNETT	L 7-3	9.0	11	7	4	4	8	4	0	1	18	(.297)	(1.67)	4	1	0	2	0	42	0	0	6.20
4/22	GWINNETT	L 5-2	9.0	10	5	3	4	5	5	1	0	14	(.294)	(1.67)	0	0	2	1	0	42	0	0	6.08
4/23	GWINNETT	W 5-3	9.0	8	3	3	7	2	0	0	0	10	(.229)	(1.22)	2	0	0	1	0	39	1	1	5.91
4/25	@ Nashville	L 8-3	8.0	11	8	8	3	5	2	1	2	21	(.333)	(1.75)	0	0	0	0	0	38	0	0	6.05
4/26	@ Nashville	L 5-0	8.0	11	5	5	3	5	3	0	1	17	(.333)	(1.75)	0	0	0	0	0	37	0	0	6.03
4/27	@ Nashville	W 2-1	9.0	7	1	1	5	10	1	0	0	7	(.200)	(1.22)	0	0	1	0	0	36	1	1	5.80
4/28	@ Nashville	L 4-3	8.2	7	4	3	4	7	1	0	0	8	(.233)	(1.27)	0	0	0	3	0	34	0	0	5.68
4/29	@ Nashville	L 6-5 (10)	9.1	13	6	5	7	7	2	0	0	18	(.325)	(2.04)	0	0	1	0	0	48	0	0	6.09
4/30	@ Nashville	W 10-6	9.0	9	6	6	5	9	1	0	1	13	(.257)	(1.56)	3	0	1	0	0	42	0	1	5.66
5/2	LOUISVILLE	L 10-4	9.0	14	10	10	5	8	1	0	1	18	(.368)	(2.11)	3	0	0	0	0	45	0	0	5.83
5/3	LOUISVILLE	L 12-10	9.0	11	7	6	4	10	0	0	3	20	(.306)	(1.67)	0	0	1	1	0	41	0	0	5.84
5/4	LOUISVILLE	L 12-10	9.0	13	12	10	3	12	0	0	6	34	(.333)	(1.89)	0	0	0	1	1	43	0	0	6.09
5/5	LOUISVILLE	W 6-2	9.0	7	2	2	3	8	1	0	1	11	(.219)	(1.11)	0	0	0	0	0	36	1	1	5.85
5/6	LOUISVILLE	W 11-9	9.0	13	9	9	3	9	4	0	2	23	(.342)	(1.78)	0	0	1	0	0	42	1	1	5.95
5/7	LOUISVILLE	L 4-3	9.0	6	4	4	7	10	2	0	1	11	(.188)	(1.44)	1	1	0	0	0	39	0	1	5.89
5/9	@ Scranton/WB	L 14-2	8.0	18	14	13	5	6	4	0	4	34	(.486)	(2.88)	0	0	2	4	0	45	0	0	6.14
5/10	@ Scranton/WB	L 4-3	8.0	4	4	4	8	9	4	0	0	8	(.160)	(1.50)	0	0	1	2	0	34	0	0	6.09
5/11	@ Scranton/WB	W 4-3 (11)	11.0	8	3	3	6	15	3	0	0	11	(.216)	(1.27)	1	0	1	1	2	44	0	1	5.96
5/12	@ Scranton/WB	W 3-2	9.0	4	2	2	5	8	0	0	1	7	(.133)	(1.00)	0	0	0	0	0	35	1	1	5.85
5/13	@ Scranton/WB	L 8-6	8.1	10	8	8	7	7	1	0	2	17	(.333)	(2.04)	1	0	1	2	0	38	0	1	5.92
5/14	@ Scranton/WB	L 7-4	9.0	9	3	3	5	13	1	0	2	16	(.250)	(1.56)	0	0	0	0	0	41	1	2	5.84
5/16	TOLEDO	W 8-2	9.0	12	9	7	3	11	3	0	3	24	(.308)	(1.67)	2	0	0	1	0	42	0	0	5.87
5/17	TOLEDO	W 16-8	9.0	14	8	8	2	14	2	0	3	25	(.341)	(1.78)	1	0	0	0	0	43	0	0	5.92
5/18	TOLEDO	W 9-0	9.0	3	0	0	4	7	1	0	0	4	(.107)	(0.78)	1	0	1	2	0	33	0	0	5.70
5/19	TOLEDO	W 9-1	9.0	6	1	0	4	7	2	0	0	8	(.188)	(1.11)	1	0	0	1	0	36	0	0	5.63
5/20	TOLEDO	W 4-1	8.0	5	4	4	8	9	1	0	0	5	(.179)	(1.44)	0	0	0	0	0	38	0	0	5.64
5/21	TOLEDO	W 8-4	9.0	15	4	4	1	6	6	0	2	27	(.385)	(1.78)	0	0	2	2	0	42	0	0	5.56
5/23	@ St. Paul	W 6-1	9.0	6	1	1	2	7	1	0	0	7	(.182)	(0.89)	0	0	0	0	0	35	0	0	5.45
5/24	@ St. Paul	L 6-5	8.0	9	6	6	6	13	2	1	0	11	(.273)	(1.88)	0	0	0	0	0	39	0	0	5.48
5/25	@ St. Paul	L 8-6	8.0	10	8	8	5	11	3	1	1	18	(.313)	(1.88)	0	0	0	0	0	38	0	0	5.48
5/26	@ St. Paul	W 6-4	9.0	8	4	4	4	7	7	0	1	12	(.250)	(1.67)	0	0	1	1	0	40	1	1	5.48
5/27	@ St. Paul	L 14-1	8.0	16	14	11	6	12	2	1	2	26	(.381)	(2.75)	0	0	0	0	0	48	0	0	5.58
5/28	@ St. Paul	L 10-6	8.0	9	10	6	3	7	1	0	2	16	(.290)	(1.50)	0	0	1	0	0	36	0	1	5.60
5/30	MEMPHIS	W 7-6	9.0	6	6	6	9	8	1	0	2	13	(.194)	(1.67)	0	0	0	1	0	41	1	1	5.61
5/31	MEMPHIS	L 9-4	9.0	11	9	7	4	10	1	0	6	30	(.282)	(1.67)	1	0	0	0	0	44	0	0	5.64
6/1	MEMPHIS	L 12-6	9.0	11	12	12	11	8	2	0	3	22	(.297)	(2.44)	0	0	0	1	0	48	0	0	5.76
6/2	MEMPHIS	W 10-9 (10)	10.0	12	9	7	7	10	2	0	1	17	(.300)	(1.90)	0	0	0	3	0	48	0	1	5.77
6/3	MEMPHIS	L 4-2	9.0	6	4	3	1	9	1	0	1	10	(.176)	(0.78)	2	0	0	0	0	35	0	0	5.72
6/4	MEMPHIS	L 6-5	9.0	9	6	6	7	11	2	1	0	13	(.257)	(1.78)	1	0	0	1	0	42	0	0	5.73
6/6	@ Indianapolis	W 9-7	9.0	7	2	2	6	12	0	0	1	9	(.219)	(1.44)	0	0	1	0	0	40	1	1	5.66
6/7	@ Indianapolis	W 9-7	9.0	10	7	7	4	13	3	1	1	18	(.286)	(1.56)	0	0	0	1	0	39	0	0	5.68
6/8	@ Indianapolis	W 15-7	9.0	11	7	7	8	7	3	0	1	17	(.306)	(2.11)	0	0	0	1	0	44	0	0	5.70
6/9	@ Indianapolis	W 6-2	9.0	8	2	2	1	12	1	0	1	12	(.216)	(1.00)	0	0	0	0	0	38	0	0	5.64
6/10	@ Indianapolis	W 9-5	9.0	8	5	5	10	11	1	0	9	24	(.282)	(2.00)	1	0	0	1	0	44	1	1	5.63
6/13	COLUMBUS	W 6-5	9.0	9	5	5	6	10	3	0	1	15	(.250)	(1.67)	1	0	1	0	0	43	1	2	5.62
6/14	COLUMBUS	W 6-1	9.0	4	1	1	6	11	0	0	0	4	(.133)	(1.11)	0	0	1	0	0	38	0	0	5.54
6/15	COLUMBUS	W 4-2	9.0	5	2	1	1	4	0	0	2	11	(.161)	(0.67)	0	0	1	1	0	33	1	0	5.49
6/16	COLUMBUS	W 4-1	8.0	6	1	1	3	6	0	0	0	6	(.194)	(1.00)	0	0	0	3	0	34	0	0	5.42
6/17	COLUMBUS	W 13-4	9.0	11	4	4	4	7	7	1	0	18	(.297)	(1.67)	1	0	0	1	0	41	0	0	5.49
6/18	COLUMBUS	W 6-4	9.0	6	4	4	5	9	2	1	0	10	(.194)	(1.22)	2	0	0	0	0	37	1	1	5.37
6/20	@ Rochester	L 5-4	8.0	7	5	5	5	13	1	0	1	11	(.233)	(1.50)	1	1	1	0	0	36	0	1	5.38
6/21	@ Rochester	W 7-3	9.0	7	3	2	2	8	1	0	1	11	(.219)	(1.00)	1	0	0	0	0	36	0	0	5.33
6/22	@ Rochester	W 8-4	9.0	8	4	4	5	7	1	0	3	18	(.229)	(1.44)	1	0	0	0	0	40	0	0	5.31
6/23	@ Rochester	W 4-2	9.0	5	2	1	5	7	1	1	0	8	(.167)	(1.11)	0	0	2	2	0	38	1	1	5.24

DATE	OPPONENT	RESULT	AB	R	H	TB	2B	3B	HR	XBH	RBI	BB	IBB	SO	SB	CS	HBP	SAC	SF	GDP	LOB	AVG (SEASON)
3/31	@ Indianapolis	W 8-6	40	8	12	16	2	1	0	2	8	9	0	12	3	0	0	0	0	0	14	300
4/1	@ Indianapolis	W 12-1	42	12	16	24	2	1	0	2	12	6	0	10	3	0	0	0	0	2	11	341
4/2	@ Indianapolis	W 8-3	39	8	12	22	1	0	3	4	8	4	0	5	2	0	1	0	0	0	9	331
4/4	TOLEDO	L 9-2	29	2	6	12	1	0	1	3	2	4	0	10	1	1	0	0	0	4	6	307
4/5	TOLEDO	L 7-6	34	6	7	18	1	0	2	4	6	4	0	10	1	1	0	0	0	1	4	293
4/6	TOLEDO	L 8-5	32	5	7	15	0	0	2	3	3	3	0	12	2	1	0	0	0	1	1	282
4/7	TOLEDO	W 9-4	34	9	12	18	3	0	1	4	8	4	0	11	0	0	0	0	1	1	6	292
4/8	TOLEDO	W 13-8	36	13	12	26	2	0	4	6	13	5	0	9	0	0	0	0	0	0	4	297
4/9	TOLEDO	L 8-2	33	2	6	11	2	0	1	3	2	6	0	12	0	0	2	0	0	0	12	285
4/11	@ Iowa	W 9-6	38	6	10	20	4	0	2	6	6	1	0	7	6	0	0	0	0	0	6	283
4/12	@ Iowa	W 10-6	38	10	12	29	5	0	4	9	10	3	0	9	1	1	0	0	0	0	5	286
4/13	@ Iowa	L 14-1	31	1	6	12	3	0	1	4	1	1	0	4	0	0	0	0	0	1	4	279
4/14	@ Iowa	W 11-8	38	11	11	14	3	0	0	3	10	7	0	7	5	1	2	0	1	0	10	280
4/18	GWINNETT	L 4-1	31	1	7	10	3	0	0	3	1	7	0	7	0	1	2	0	0	1	8	277
4/19	GWINNETT	L 6-2	31	2	6	14	2	0	2	4	2	3	0	7	2	0	0	0	0	1	5	272
4/20	GWINNETT	L 9-3	27	3	3	4	1	0	0	1	3	11	0	10	2	0	0	0	2	1	10	264
4/21	GWINNETT	L 7-3	35	3	9	13	1	0	1	2	3	4	0	8	1	0	0	0	0	1	9	264
4/22	GWINNETT	L 5-2	27	3	4	8	3	0	0	2	2	4	0	8	0	1	0	0	0	3	2	259
4/23	GWINNETT	L 6-5	31	3	12	15	3	0	0	2	5	4	0	7	5	0	1	0	0	0	2	248
4/25	@ Nashville	L 8-3	29	3	5	6	1	0	0	1	3	3	0	12	0	0	0	0	0	2	3	261
4/26	@ Nashville	L 5-0	30	0	4	5	1	0	0	1	0	2	0	7	3	0	0	0	0	2	5	255
4/27	@ Nashville	W 2-1	33	2	5	13	2	0	1	3	2	2	0	11	2	1	0	0	0	1	3	255
4/28	@ Nashville	L 4-3	37	3	5	5	0	0	1	0	0	8	0	9	2	1	0	0	0	0	1	251
4/29	@ Nashville	L 6-5 (10)	30	5	8	15	4	0	1	5	4	4	0	9	3	0	0	0	0	4	2	250
4/30	@ Nashville	W 10-6	34	10	11	23	3	0	3	6	10	7	0	7	0	3	0	1	3	1	9	253
5/2	LOUISVILLE	L 10-4	33	4	6	9	1	0	0	2	4	7	0	10	0	1	1	0	0	1	10	250
5/3	LOUISVILLE	L 7-4	34	10	10	13	3	0	0	3	4	2	0	6	0	0	0	0	0	3	5	252
5/4	LOUISVILLE	L 12-10	40	10	11	17	3	0	1	4	8	6	0	6	6	0	0	0	0	11	7	248
5/5	LOUISVILLE	W 6-2	30	6	5	12	1	0	2	3	6	3	0	10	3	0	0	0	0	0	3	250
5/6	LOUISVILLE	W 11-9	31	11	12	16	1	0	1	2	10	6	0	6	2	1	4	1	1	0	8	254
5/7	LOUISVILLE	L 4-3	35	3	8	17	1	1	2	4	3	2	0	10	2	0	0	0	0	0	7	253
5/9	@ Scranton/WB	L 14-2	31	2	5	8	1	1	1	2	3	0	0	8	3	0	0	0	0	1	2	250
5/10	@ Scranton/WB	L 4-3	30	3	5	11	1	1	1	2	3	7	0	5	3	1	0	0	0	1	0	247
5/11	@ Scranton/WB	W 4-3 (11)	36	4	4	8	1	0	1	2	2	7	0	9	3	0	1	0	0	2	6	243
5/12	@ Scranton/WB	W 3-2	32	3	8	10	2	0	0	2	3	2	0	7	1	1	0	0	1	0	5	243
5/13	@ Scranton/WB	L 8-6	37	6	14	21	4	1	3	5	6	1	0	8	2	1	0	0	0	0	6	248
5/14	@ Scranton/WB	L 6-2	34	6	7	20	2	1	3	6	2	0	0	13	2	1	0	0	0	0	6	247
5/16	TOLEDO	W 6-2	36	2	9	10	1	0	0	1	2	8	0	12	2	0	0	0	0	0	15	241
5/17	TOLEDO	W 16-8	41	16	18	34	7	0	3	10	15	5	0	9	3	0	2	0	0	1	8	253
5/18	TOLEDO	W 9-0	36	9	14	20	3	0	1	4	9	4	0	6	0	0	1	0	0	2	9	256
5/19	TOLEDO	W 9-1	32	9	12	18	4	1	0	5	8	8	0	7	5	0	1	0	0	1	9	259
5/20	TOLEDO	W 6-1	29	7	7	2	0	0	1	7	6	1	0	6	2	0	0	0	0	0	8	259
5/21	TOLEDO	W 8-4	35	8	12	28	2	1	4	7	7	6	0	6	2	0	0	0	0	1	9	257
5/23	@ St. Paul	W 6-1	35	6	10	18	5	0	1	6	6	4	0	11	0	0	0	0	1	2	7	258
5/24	@ St. Paul	L 6-5	38	5	11	15	1	0	1	2	5	6	0	12	1	1	0	0	0	1	12	259
5/25	@ St. Paul	L 8-6	36	6	10	16	3	0	1	4	6	7	0	7	6	0	1	0	0	1	12	259
5/26	@ St. Paul	L 6-4	32	6	8	9	1	0	0	1	3	8	0	7	7	1	0	0	0	2	8	259
5/27	@ St. Paul	L 14-1	28	1	6	9	0	0	0	1	1	7	0	8	0	2	1	0	0	4	8	258
5/28	@ St. Paul	L 10-6	34	6	11	12	1	1	0	1	5	3	0	5	2	0	0	0	0	4	4	260
5/30	MEMPHIS	W 7-6	34	7	12	24	4	1	0	7	3	1	0	5	0	0	1	0	0	1	6	261
5/31	MEMPHIS	W 9-4	37	4	9	9	0	0	0	0	3	1	0	10	3	0	1	0	0	1	6	261
6/1	MEMPHIS	L 12-6	34	6	9	20	2	0	3	5	6	6	0	10	1	0	1	0	0	2	8	261
6/2	MEMPHIS	W 10-9 (10)	40	10	13	20	4	0	1	5	9	3	0	8	4	1	0	2	1	0	8	263
6/3	MEMPHIS	L 4-2	31	2	6	7	1	0	0	1	1	6	0	11	0	0	0	0	0	1	8	261
6/4	MEMPHIS	L 6-5	37	5	12	13	2	0	0	1	4	6	0	8	2	0	0	0	0	2	11	263
6/6	@ Indianapolis	W 4-2	32	4	8	13	2	0	0	3	4	2	0	5	5	1	0	1	0	0	5	262
6/7	@ Indianapolis	W 9-7	33	9	10	16	3	0	1	4	9	10	0	7	5	0	1	0	2	2	10	263
6/8	@ Indianapolis	W 15-7	36	15	12	18	3	0	1	4	15	11	0	11	4	0	0	0	3	0	8	264
6/9	@ Indianapolis	W 6-2	39	6	13	19	3	0	1	4	8	0	0	8	2	0	1	0	0	1	7	266
6/10	@ Indianapolis	W 9-5	37	9	12	18	3	0	0	4	8	10	0	10	5	1	0	0	0	0	13	267
6/13	COLUMBUS	W 6-5	29	6	12	14	1	0	2	3	6	4	0	10	2	0	1	0	0	1	4	266
6/14	COLUMBUS	W 6-1	26	6	5	16	2	0	3	5	6	6	0	7	2	0	1	1	1	0	5	265
6/15	COLUMBUS	W 4-2	29	4	6	8	0	1	0	1	4	3	0	8	2	0	1	0	1	0	5	265
6/16	COLUMBUS	W 4-1	30	4	10	18	5	0	1	6	4	3	0	7	0	0	0	0	0	1	5	266
6/17	COLUMBUS	W 13-4	37	13	15	23	2	0	2	4	13	9	0	10	0	0	0	0	0	1	10	270
6/18	COLUMBUS	W 6-4	34	6	13	23	4	0	2	6	6	1	0	7	1	0	2	0	0	1	7	270
6/20	@ Rochester	L 5-4	31	4	7	8	1	0	0	1	4	7	0	10	0	2	0	0	1	1	8	269
6/21	@ Rochester	W 7-3	35	7	10	13	3	0	0	3	7	6	0	8	0	0	0	0	0	2	7	269
6/22	@ Rochester	W 8-4	37	8	11	16	2	0	1	3	7	3	0	12	2	0	1	0	0	1	6	270
6/23	@ Rochester	W 4-2	33	4	7	12	2	0	1	3	3	2	0	8	0	0	1	1	0	0	6	269
6/24	@ Rochester	L 3-2	30	2	5	11	1	1	1	3	2	6	0	11	1	0	0	1	0	1	8	268
6/25	@ Rochester	W 7-3	33	7	5	10	1	0	0	1	6	7	0	10	3	1	0	1	2	1	5	268
6/28	IOWA	W 9-2	30	2	5	6	1	0	0	1	2	3	0	9	1	0	0	0	0	1	1	267
6/29	IOWA	W 8-3	34	8	12	28	5	1	3	9	8	7	0	11	2	0	0	0	0	0	11	268
6/30	IOWA	L 6-5	37	5	9	12	3	0	0	3	3	4	0	12	1	0	1	0	0	1	10	267
7/2 [61]	IOWA	W 11-1 (7)	31	11	16	27	5	0	2	7	11	3	0	7	0	0	1	0	0	2	6	270
7/2 [62]	IOWA	L 6-2 (7)	26	2	6	11	2	0	1	3	1	0	0									



## HITTING

SERIES	OPPONENT	DATES	AVG	G	AB	R	H	TB	2B	3B	HR	RBI	BB	IBB	SO	SB	CS	OBP	SLG	OPS	PA	SAC	SF	HBP	GIDP
SERIES 1	@ Indianapolis	3/31 - 4/2	.331	3	121	28	40	62	5	1	5	28	19	0	27	10	0	.420	.512	.932	143	0	2	1	0
SERIES 2	TOLEDO	4/4 - 4/9	.258	6	198	37	51	100	9	2	12	34	28	0	61	5	2	.355	.505	.860	231	0	2	3	7
SERIES 3	@ Iowa	4/11 - 4/16	.269	4	145	28	39	75	15	0	7	27	12	0	26	6	2	.335	.517	.852	161	0	1	3	1
SERIES 4	GWINNETT	4/18 - 4/23	.225	6	182	16	41	64	11	0	4	16	29	0	50	11	3	.330	.352	.682	215	0	3	1	7
SERIES 5	@ Nashville	4/25 - 4/30	.212	6	193	23	41	67	11	0	5	21	20	0	52	11	1	.292	.347	.639	220	1	3	3	9
SERIES 6	LOUISVILLE	5/2 - 5/7	.256	6	203	38	52	84	10	2	6	35	24	0	48	13	2	.349	.414	.763	236	1	2	6	4
SERIES 7	@ Scranton/WB	5/9 - 5/14	.211	6	199	24	42	78	11	2	7	20	20	0	50	12	4	.290	.392	.682	224	0	2	3	3
SERIES 8	TOLEDO	5/16 - 5/21	.321	6	209	45	67	112	17	2	8	42	38	0	56	14	1	.433	.536	.969	252	0	1	4	5
SERIES 9	@ St. Paul	5/23 - 5/28	.276	6	203	30	56	79	11	0	4	26	35	0	49	16	4	.391	.389	.780	243	0	1	4	14
SERIES 10	MEMPHIS	5/30 - 6/4	.286	6	213	34	61	93	12	1	6	28	24	0	52	10	3	.365	.437	.802	243	2	1	3	7
SERIES 11	@ Indianapolis	6/6 - 6/11	.311	5	177	43	55	84	14	0	5	42	33	1	39	21	1	.414	.475	.889	221	1	7	3	3
SERIES 12	COLUMBUS	6/13 - 6/18	.303	6	185	39	56	102	14	1	10	39	26	0	49	7	1	.397	.551	.948	220	1	3	5	4
SERIES 13	@ Rochester	6/20 - 6/25	.246	6	199	32	49	70	10	1	3	28	31	0	59	6	3	.349	.352	.701	237	2	3	2	6
SERIES 14	IOWA	6/28 - 7/3	.279	6	190	34	53	93	17	1	7	30	23	1	57	5	2	.364	.489	.853	218	1	1	3	4
SERIES 15	@ Gwinnett	7/4 - 7/9	.250	5	168	22	42	73	12	2	5	21	20	0	44	10	3	.325	.435	.760	191	0	3	0	3
SERIES 16	INDIANAPOLIS	7/14 - 7/16																							
SERIES 17	ST. PAUL	7/18 - 7/23																							
SERIES 18	@ Columbus	7/25 - 7/30																							
SERIES 19	@ Louisville	8/1 - 8/6																							
SERIES 20	IOWA	8/8 - 8/13																							
SERIES 21	@ Toledo	8/15 - 8/20																							
SERIES 22	ST. PAUL	8/22 - 8/27																							
SERIES 23	LOUISVILLE	8/29 - 9/3																							
SERIES 24	@ Iowa	9/5 - 9/10																							
SERIES 25	INDIANAPOLIS	9/12 - 9/17																							
SERIES 26	@ Columbus	9/19 - 9/24																							

## PITCHING

SERIES	OPPONENT	DATES	W	L	ERA	G	GS	CG	SHO	GF	HLD	SV	SVO	IP	H	R	ER	HR	HB	BB	IBB	SO	AVG	WP	BK	GIDP
SERIES 1	@ Indianapolis	3/31 - 4/2	3	0	3.33	3	3	0	0	3	0	1	1	27.0	27	10	10	2	3	9	0	25	.273	0	1	9
SERIES 2	TOLEDO	4/4 - 4/9	2	4	6.67	6	6	0	0	6	0	0	1	54.0	69	44	40	11	4	30	0	56	.303	2	1	6
SERIES 3	@ Iowa	4/11 - 4/16	2	2	9.00	4	4	0	0	4	2	1	1	34.0	41	37	34	8	6	17	1	42	.289	1	0	1
SERIES 4	GWINNETT	4/18 - 4/23	1	5	4.50	6	6	0	0	6	3	1	1	54.0	55	34	27	5	2	24	0	39	.268	10	1	6
SERIES 5	@ Nashville	4/25 - 4/30	2	4	4.85	6	6	0	0	6	6	1	4	52.0	57	30	28	5	3	26	0	43	.284	3	0	4
SERIES 6	LOUISVILLE	5/2 - 5/7	2	4	6.83	6	6	0	0	6	3	2	3	54.0	64	44	41	14	2	26	0	53	.298	4	1	2
SERIES 7	@ Scranton/WB	5/9 - 5/14	3	3	5.57	6	6	0	0	6	7	2	5	53.1	53	34	33	10	5	36	2	58	.272	3	0	9
SERIES 8	TOLEDO	5/16 - 5/21	4	2	3.83	6	6	0	1	6	3	0	0	54.0	55	26	23	8	5	22	0	55	.266	5	0	7
SERIES 9	@ St. Paul	5/23 - 5/28	2	4	5.94	6	6	0	0	6	1	1	3	50.0	58	43	33	6	3	29	0	51	.286	0	0	2
SERIES 10	MEMPHIS	5/30 - 6/4	2	4	6.71	6	6	0	0	6	4	1	3	55.0	55	46	41	13	0	39	0	56	.255	4	0	6
SERIES 11	@ Indianapolis	6/6 - 6/11	5	0	4.60	5	5	0	0	5	2	2	2	45.0	44	23	23	3	1	29	0	55	.254	1	0	4
SERIES 12	COLUMBUS	6/13 - 6/18	6	0	2.83	6	6	0	0	6	6	3	4	54.0	41	17	17	5	3	25	0	47	.209	4	0	5
SERIES 13	@ Rochester	6/20 - 6/25	4	2	3.10	6	6	0	0	6	7	1	2	52.1	46	20	18	7	3	26	1	51	.234	4	1	2
SERIES 14	IOWA	6/28 - 7/3	2	4	5.58	6	6	0	0	6	1	0	1	50.0	41	32	31	10	0	31	0	58	.225	1	0	5
SERIES 15	@ Gwinnett	7/4 - 7/9	1	4	5.14	5	5	0	0	5	1	1	4	42.0	35	29	24	5	3	27	1	41	.227	1	0	3
SERIES 16	INDIANAPOLIS	7/14 - 7/16																								
SERIES 17	ST. PAUL	7/18 - 7/23																								
SERIES 18	@ Columbus	7/25 - 7/30																								
SERIES 19	@ Louisville	8/1 - 8/6																								
SERIES 20	IOWA	8/8 - 8/13																								
SERIES 21	@ Toledo	8/15 - 8/20																								
SERIES 22	ST. PAUL	8/22 - 8/27																								
SERIES 23	LOUISVILLE	8/29 - 9/3																								
SERIES 24	@ Iowa	9/5 - 9/10																								
SERIES 25	INDIANAPOLIS	9/12 - 9/17																								
SERIES 26	@ Columbus	9/19 - 9/24																								

 SERIES WINS: 5 (2 at Home, 3 on Road)

 SERIES LOSSES: 8 (5 at Home, 3 on Road)

 SERIES SPLITS: 2 (2 on Road)

## STARTING PITCHERS

[illegible]

## RELIEVERS

[illegible]

## 2023 STORM CHASER QUALITY STARTS (14)

STARTER (# IN 2023) GAME		DEC	IP	H	R	ER	HR	HB	BB	IBB	SO	WP	BK	GIDP	TBF	% K/BF	NP-S	S%	FPS	FPS%	P/IP	CATCHER
1.	Jonathan Heasley (1) 4/7 vs. Toledo	W	6.0	6	2	2	1	0	2	0	5	0	0	0	26	19.2%	92 - 61	66.30%	19	73.08%	15.33	Fermin
2.	Mike Mayers (1) 4/18 vs. Gwinnett	—	6.0	3	1	1	0	0	2	0	2	0	0	0	23	8.7%	82 - 54	65.85%	13	56.52%	13.67	Fermin
3.	Jonathan Heasley (2) 4/19 vs. Gwinnett	L	7.0	7	3	3	1	0	0	0	7	0	0	1	26	26.9%	95 - 60	63.16%	15	57.69%	13.57	Porter
4.	Austin Cox (1) 4/27 @ Nashville	W	6.0	4	0	0	0	0	3	0	5	0	0	1	22	22.7%	101 - 62	61.39%	12	54.55%	16.83	Reetz
5.	Drew Parrish (1) 4/28 @ Nashville	—	6.0	1	0	0	0	0	2	0	5	0	0	1	20	25.0%	90 - 56	62.22%	6	30.00%	15.00	Porter
6.	Mike Mayers (2) 5/5 vs. Louisville	W	6.0	4	1	1	1	0	1	0	5	0	0	0	22	22.7%	79 - 55	69.62%	14	63.64%	13.17	Reetz
7.	Daniel Lynch (1) 5/23 @ St. Paul	W	6.0	3	0	0	0	0	0	0	5	0	0	0	21	23.8%	61 - 47	77.05%	14	66.67%	10.17	Porter
8.	Max Castillo (1) 5/28 @ St. Paul	—	6.0	4	1	1	0	0	0	0	4	0	0	0	21	19.0%	69 - 46	66.67%	12	57.14%	11.50	Reetz
9.	Max Castillo (2) 6/9 @ Indianapolis	W	6.0	4	1	1	1	0	1	0	8	0	0	0	25	32.0%	89 - 61	68.54%	16	64.00%	14.83	Reetz
10.	Jonathan Heasley (3) 6/13 vs. Columbus	—	6.0	5	2	2	1	0	2	0	4	1	0	0	25	16.0%	93 - 57	61.29%	15	60.00%	15.50	Reetz
11.	Max Castillo (3) 6/15 vs. Columbus	W	6.0	4	2	2	2	1	0	0	0	0	0	1	21	0.0%	75 - 51	68.00%	14	66.67%	12.50	Porter
12.	Anthony Veneziano (1) 6/16 vs. Columbus	W	6.1	3	0	0	0	0	3	0	2	0	0	3	23	8.7%	87 - 56	64.37%	14	60.87%	13.74	Briceño
13.	Max Castillo (4) 6/30 vs. Iowa	—	6.0	3	3	3	2	0	3	0	2	0	0	1	23	8.7%	89 - 52	58.43%	14	60.87%	14.83	Briceño
14.	Ryan Yarbrough (1) 7/4 @ Gwinnett	—	6.0	3	0	0	0	0	1	0	6	0	0	1	21	28.6%	81 - 50	61.73%	14	66.67%	13.50	Briceño

## 2023 REHAB ASSIGNMENTS WITH OMAHA

### HITTING

PLAYER	DATES	AVG	G	AB	R	H	TB	2B	3B	HR	RBI	BB	IBB	SO	SB	CS	OBP	SLG	OPS	PA	SAC	SF	HBP	SF	HBP
Drew Waters	May 9 - 24	.327	13	52	12	17	33	6	2	2	6	6	0	13	2	0	.397	.635	1.032	58	0	0	0	3	0
Nicky Lopez	May 16 - 20	.300	3	10	1	3	4	1	0	0	1	3	0	1	1	0	.462	.400	.862	13	0	0	0	0	0
Kyle Isbel	June 13 - 25	.290	9	31	7	9	17	2	0	2	6	6	0	6	0	0	.405	.548	.953	37	0	0	0	2	0
Michael Massey	June 30 - July 3	.182	3	11	2	2	3	1	0	0	0	1	0	3	0	0	.250	.273	.523	12	0	0	0	0	0

### PITCHING

PLAYER	DATES	W	L	ERA	G	GS	CG	SHO	GF	HLD	SV	SVO	IP	H	R	ER	HR	HB	BB	IBB	SO	AVG	WP	BK	GIDP	TBF
Daniel Lynch	May 7 - 23	2	0	3.50	4	4	0	0	0	0	0	0	18.0	19	7	7	3	0	3	0	18	.264	1	0	0	75
Amir Garrett	June 22 - 28	0	0	10.13	3	0	0	0	0	1	0	0	2.2	3	3	3	1	0	5	0	2	.273	1	0	0	16
Ryan Yarbrough	June 24 - July 4	0	0	1.23	3	3	0	0	0	0	0	0	14.2	9	2	2	1	0	2	0	18	.176	0	0	1	53
Brad Keller	June 28 - July 14	0	2	12.71	5	2	0	0	0	0	0	0	5.2	6	10	8	0	1	14	0	4	.300	1	0	1	37
Angel Zerpa	June 28 - July 14	0	2	7.31	4	4	0	0	0	0	0	0	16.0	21	13	13	4	1	9	0	16	.318	0	0	1	76