

# OMAHA STORM CHASERS GAME NOTES

## @ TOLEDO MUD HENS

LHP Drew Parrish (4-4, 7.11 ERA) @ RHP Keider Montero (0-1, 9.00 ERA)

Wednesday, August 16, 2023 | Game #111 | 2nd Half Game #39 | Home Road #54

5:35pm CT/ 6:35pm ET First Pitch | Fifth Third Field | Toledo, Ohio

Radio: [stormchasers.mxl.com](http://stormchasers.mxl.com) | TV: Bally Live, MiLB.TV

13-25 / 51-59

18-22 / 51-63

Omaha Storm Chasers | 12356 Ballpark Way, Papillion, Nebraska 68046 | (402) 738-5100 | [OmahaStormChasers.com](http://OmahaStormChasers.com) | @OMASstormChasers

### UPCOMING SCHEDULE & PROBABLE PITCHERS

#### UPCOMING GAMES

#### OPPONENT





#### TIME (CT)

#### PROBABLE PITCHERS

Thursday, August 17	@ Toledo	5:35 p.m.	LHP Anthony Veneziano (4-2, 4.30 ERA) @ RHP Sawyer Gipson-Long (0-2, 5.85 ERA)
Friday, August 18	@ Toledo	6:05 p.m.	RHP Jonathan Bowlan (3-3, 4.71 ERA) @ LHP Bryan Sammons (0-3, 6.70 ERA)
Saturday, August 19	@ Toledo	6:05 p.m.	RHP Jonathan Heasley (2-5, 7.51 ERA) @ LHP Joey Wentz (2-1, 3.80 ERA)
Sunday, August 20	@ Toledo	3:05 p.m.	RHP Andrew Hoffmann (0-0, 11.25 ERA) @ RHP Jack O'Loughlin (1-5, 5.52 ERA)

### THE MATCHUP

(UNDERLINE = MiLB LEADER) (BOLD = TRIPLE-A LEADER) (ITALICS = TRIPLE-A WORST)

			
.259 (15TH) < <b>AVG</b>	.255 (17TH)	5.55 (15TH) < <b>ERA</b>	5.72 (18TH)
586 (17TH) < <b>R</b>	579 (18TH)	1.59 (14TH) < <b>WHIP</b>	1.63 (19TH)
952 (19TH) <b>H</b> >	960 (18TH)	.265 (12TH) < <b>AVG</b>	.276 (18TH)
127 (14TH) <b>HR</b> >	134 (12TH)	967.0 (16TH) <b>IP</b> >	983.1 (6TH)
508 (14TH) <b>BB</b> >	522 (12TH)	992 (11TH) < <b>H</b>	1,070 (18TH)
932 (3RD) < <b>K</b>	993 (13TH)	651 (14TH) < <b>R</b>	676 (17TH)
180 (1ST) < <b>SB</b>	68 (18TH)	156 (14TH) <b>HR</b> >	141 (9TH)
354 (13TH) < <b>OBP</b>	.349 (18TH)	543 (14TH) <b>BB</b> >	537 (13TH)
.432 (14TH) <b>SLG</b> >	.433 (13TH)	970 (12TH) <b>K</b> >	1,121 (1ST)
.786 (14TH) < <b>OPS</b>	.782 (15TH)	2 (13TH) - <b>SHO</b> -	2 (13TH)

ALL-TIME vs. Mud Hens.....	37-33 (.529)
Since 2021 in Omaha .....	20-16 (.556)
Since 2021 in Toledo.....	4-9 (.308)

2023 vs. Mud Hens.....	7-6 (.538)
2023 in Omaha .....	6-6 (.500)
2023 in Toledo .....	1-0 (1.000)

DATE	H/R	SCORE	WIN	LOSS	SAVE
4/4	H	<b>L, 9-2</b>	B. White	M. Castillo	-
4/5	H	<b>L, 7-6</b>	T. Holton	R. Weiss	M. Diaz
4/6	H	<b>L, 8-5</b>	J. Fry	J. Kowar	M. Del Pozo
4/7	H	<b>W, 9-4</b>	J. Heasley	R. Olson	-
4/8	H	<b>W, 13-8</b>	M. Martinez	M. Lorenzen	-
4/9	H	<b>L, 8-2</b>	T. Holton	M. Castillo	-
5/16	H	<b>L, 9-2</b>	H. Hembree	J. Heasley	-
5/17	H	<b>W, 16-8</b>	W. Pennington	Z. Logue	-
5/18	H	<b>W, 9-0</b>	A. Cox	B. Hanifee	-
5/19	H	<b>W, 9-1</b>	A. Núñez	A. Bergner	-
5/20	H	<b>L, 4-1</b>	R. Olson	J. McArthur	M. Diaz
5/21	H	<b>W, 8-4</b>	N. Wittgren	S. Elledge	-
8/15	R	<b>W, 11-8</b>	C. Snider	J. O'Loughlin	-
8/16	R				
8/17	R				
8/18	R				
8/19	R				
8/20	R				

### STORM CHASERS ON THE RISE

7 Omaha players that appear on a Top-30 Royals prospects ranking

PLAYER (POSITION)	MLB PIPELINE	BASEBALL AMERICA
Nick Loftin (INF)	Royals No. 5	Royals No. 5
Tyler Gentry (OF)	Royals No. 9	Royals No. 9
Anthony Veneziano (LHP)	Royals No. 18	Royals No. 4
Will Klein (RHP)	Royals No. 28	Royals No. 22
Devin Mann (INF)	Royals No. 30	Royals No. 21
Jonathan Bowlan (RHP)	-	Royals No. 18
Christian Chamberlain (LHP)	-	Royals No. 30



### STORM CHASERS PRESS BOX

Game Notes compiled by Nicholas Badders

Credential Requests: [nicholasb@omahastormchasers.com](mailto:nicholasb@omahastormchasers.com)

Omaha Storm Chasers gameday information, as well as the 2023 Storm Chasers Media Guide can be found at [milb.com/omaha/ballpark/media](http://milb.com/omaha/ballpark/media).

### YESTERDAY'S GAME

	1	2	3	4	5	6	7	8	9	R	H	E	LO
 Omaha	2	4	0	0	0	0	0	5	0	11	15	1	6
 Toledo	0	0	5	0	1	0	1	0	1	8	15	1	7

WIN: Collin Snider (5-1) | LOSS: Jack O'Loughlin (1-5) | SAVE: None

**TOLEDO, OHIO** – Edward Olivares offered a 4-for-5 effort with five runs batted in, in an 11-8 win for the Omaha Storm Chasers over the Toledo Mud Hens Tuesday evening, snapping the Chasers' 11-game losing streak that opened the month of August.

Just three pitches into the game, Omaha took a quick lead, as newcomer **Bubba Thompson** was hit by a pitch and Olivares drove a two-run homer to right field.

Five straight hits contributed to a four-run 2nd inning as Thompson singled in **Logan Porter** and Olivares doubled home **Nate Eaton** and **Angelo Castellano**, then **Nick Loftin** grounded out to score Thompson for a 6-0 lead at the time.

Storm Chasers starter **Andrew Hoffmann** retired seven of his first eight batters in his Triple-A debut but hit a road bump in the 3rd inning, when six of seven Toledo batters reached base and plated five runs in the process to cut Omaha's lead to one, 6-5.

Hoffmann worked into the 5th inning but put the leadoff batter on ... **Brett de Geus** took over for Hoffmann and allowed the inherited runner to score to tie the game, but worked out of the inning with a double play.

**Jonathan Heasley** pitched a perfect 6th inning behind de Geus, but allowed a pair of hits and a run to give the Mud Hens the lead in the seventh ... **Collin Snider** followed Heasley and ended the 7th inning without any further runs scoring, to keep Omaha within a run.

While the Chasers got two quick outs in the top of the 8th inning, they rallied and put five straight batters on to score five runs and jump ahead for a four-run lead ... Porter drew a walk and Eaton doubled, then Castellano doubled the pair in to put the Chasers ahead ... Thompson singled and Castellano scored on an errant throw, then Olivares doubled in Thompson, advanced to third on the throw and scored on a wild pitch.

Olivares finished the day 4-for-5 with five runs batted in and just a triple shy of the cycle, nearly achieving it but settling for a double in the 8th inning.

Snider kept Toledo quiet in the bottom of the eighth and the Chasers put a pair on but failed to score in the top of the 9th, sending the game to the bottom of the ninth with Omaha up 11-7. ... **Jackson Kowar** allowed a pair of hits and run in the home half of the ninth, but got a strikeout to end the inning and finish off Omaha's first win in August, an 11-8 win, as the two teams combined for 30 hits in the Chasers victory.

### NOTES AND NUGGETS THAT'S WHAT SPEED DO

The Chasers have 180 steals in 110 games (average 1.64 SB/game) and have been caught 42 times for a success rate of 81.08%.

Omaha's 180 steals are the most of any Triple-A team and tied 10th in all of Minor League Baseball ... the Clearwater Threshers (Philadelphia Single-A) lead the minors (229) ... **Omaha is 13 steals away from breaking the franchise's single-season record of 192, set in 1986 and need to average 0.36 steals/game the last 36 games of the year.**

The Chasers have stolen at least one base in 71 of 110 games (65%), with multiple steals in 51 games and 11 occasions of 5+ steals.

With team stolen base leaders **Dairon Blanco** (47) and **Samad Taylor** (38) both called up to Kansas City in mid-June, the Chasers have 45 steals in 47 games since Taylor was first recalled on June 16, which ranks 11th in the league in that time ... the Chasers have stolen a base in 25 of 47 games since June 16 (53%), including a 5-steal game 7/5 @ GWN and 4 steals on 7/21 vs. STP, both games Taylor was briefly with the club.

### AUGUST ANGST

Yesterday's win over Toledo snapped an 11-game losing streak and was Omaha's first win in August, after being swept by in Louisville and at home by Iowa.

The sweep in Louisville was Omaha's first time being swept this season and the first time ever being swept in a six-game series since they were implemented in 2021.

Still with yesterday's win, Omaha's 7.93 ERA (91 ER in 103.1 IP) is the worst among full-season MiLB teams this month and ranks as the 198th-best of the 202 teams ... the Chasers' .210 average this month (82-for-390) ranks as 113th among the 120 full-season Minor League teams, or 8th-worst.

An 11-game losing streak is not just the longest in the Storm Chasers era, but the longest by the Triple-A Omaha franchise at least in the 21st century ... the all-time franchise record losing streak is 13 games, set back in 1974.

### TYLER, THE CREATOR OF RUNS

Since the start of the second half, right fielder **Tyler Gentry** has been Omaha's best hitter and leads the team in nearly every offensive category.

From June 28 to today, Gentry leads qualified Storm Chasers hitters with his .278/.411/.530 slashline and .941 OPS ... Gentry is 1st in hits (32), total bases (61) and walks (25), tied 1st in 2nd-half in homers (7) and runs batted in (17).

Overall in 2023, Gentry is the Omaha team leader in home runs (13) and runs batted in (18), along with hits (91), doubles (22), extra-base hits (37), total bases (156) and walks (60) this season.

### OLI'S ON BASE

**Edward Olivares** reached base in 4 of his 5 plate appearances in Tuesday's win, continuing where he left off in 2021.

Olivares exclusively appeared on rehab with the Storm Chasers last year, but optioned to Omaha at the end of the 2021 season the Chasers' active roster.

Olivares reached base in his final 12 plate appearances of 2021 and 15 of his last 17 ... combining those numbers with his day yesterday, Oli has gotten on base in 18 of his last 23 true Triple-A plate appearances, with 10 hits, 6 walks and 2 hit by pitches.

Yesterday was his 2nd 4-hit game of 2023, after a 4-for-5 day vs. Cincinnati on 6/14.

### AT A GLANCE

#### RECENT (W1)

Last 5 Games .....	1-4
Last 10 Games .....	1-9
Last 20 Games .....	7-13

#### SPLIT SEASON

1st Half .....	38-34
2nd Half .....	13-25

#### HOME/AWAY

Home Games .....	24-33
Away Games .....	27-26

#### TIME OF DAY

Night Games .....	34-46
Day Games .....	17-13

#### MONTH

March .....	1-0
April .....	9-15
May .....	12-14
June .....	17-7
July .....	11-12
August .....	1-11
September .....	

#### OPPONENT

vs. Columbus .....	10-2
vs. Gwinnett .....	2-9
vs. Indianapolis .....	9-2
vs. Iowa .....	4-11
vs. Louisville .....	2-10
vs. Memphis .....	2-4
vs. Nashville .....	2-4
vs. Rochester .....	4-2
vs. Scranton/WB .....	3-3
vs. St. Paul .....	6-6
vs. Toledo .....	7-6

#### DAY OF THE WEEK

on Monday .....	0-1
on Tuesday .....	6-12
on Wednesday .....	6-12
on Thursday .....	8-10
on Friday .....	14-6
on Saturday .....	7-10
on Sunday .....	10-6

#### THIS WEEK'S SERIES

Record .....	1-0
Batting Average .....	(.385)
Runs/Per Game .....	11/11.0
Home Runs .....	1
ERA .....	7.00 (7 ER / 9.0 IP)
Strikeouts (K/9) .....	8 (8.0)
Saves/Opportunities .....	0/0

## QUICK FACTS

Founded.....	2011 (1969-2010: Omaha Royals)
Colors.....	Royal Blue, Twister Gold, Blackout Black
League.....	International League (Since 2021)
Ownership.....	Alliance Baseball Omaha LLC
General Manager.....	Laurie Schlender (4th Year)
Home Ballpark (Capacity).....	Werner Park (9,023, 6,254 fixed seats)
Dimensions.....	LF- 310 CF- 402 RF- 315

## ACTIVE ROSTER BREAKDOWN

Age 22.....0	Native of Dominican Republic.....1
Age 23.....2	Native of United States.....24
Age 24.....4	Native of Venezuela.....3
Age 25.....6	Acquired by Royals via Free Agency.....5
Age 26.....7	(International).....1 (Minor League) ...2 (Undrafted).....2
Age 27.....6	Acquired by Royals via Trade.....6
Age 28.....2	Acquired by Royals via Waivers.....2
Age 29.....1	Acquired by Royals via First Year Player Draft.....15
Age 30.....0	(High School).....0 (Rounds 1-5).....7 (2017 Draft).....2
Age 31.....0	(2nd Year/College).....1 (Rounds 6-10).....4 (2018 Draft).....4
Average Age ....25 Years 274 Days	(3rd Year/College).....12 (Rounds 11-20).....2 (2019 Draft).....5
Median Age.....26	(4th+ Year/College).....2 (Rounds 21-40).....2 (2020 Draft).....4

## PRO-NUN-SEE-AY-SHUNS

## PLAYERS









2 RYAN GOINS.....	(GO-ins)
4 EDWARD OLIVARES.....	(oh-lee-VAHR-es)
6 CLAY DUNGAN.....	(duhn-ginn)
17 ANGELO CASTELLANO.....	(kass-tay-AH-noh)
31 JONATHAN BOWLAN.....	(boh-lin)
36 BRETT DE GEUS.....	(duh GUS)
37 JACKSON KOWAR.....	(coh-wahr)
55 JONAH DIPOTO.....	(dih-POH-to)
56 ANTHONY VENEZIANO.....	(va-nee-z-ee-ah-no)
60 JOSÉ BRICEÑO.....	(bree-SEN-yo)

## COACHES















23 MIKE JIRSICHELE.....	(jursh-LEE)
33 DAVID NOWORYTA.....	(Nova-REE-tah)
52 BIJAN RADEMACHER.....	(bee-ZHON RAH-de-moch-err)

## UNIFORM RECORDS

## STANDARD UNIFORMS

## SPECIALTY/THEME NIGHTS (3-7)

## RECENT TRANSACTIONS

## 2023 BREAKING ROSTER (10 players still active underlined&gt;

**Pitchers (15):** RHP Max Castillo, LHP Austin Cox, RHP Jonathan Heasley, RHP Jackson Kowar, RHP Brooks Kriske, LHP Marcelo Martinez, RHP Mike Mayers, RHP Andrés Núñez, LHP Drew Parrish, LHP Evan Sisk, RHP Collin Snider, RHP Josh Staumont, LHP Josh Taylor, RHP Ryan Weiss, RHP Nick Wittgren

**Catchers (3):** Freddy Fermin, Logan Porter, Jakson Reetz

**Infielders (6):** CJ Alexander, Angelo Castellano, Maikel Garcia, Nick Loftin, Nick Pratto, Samad Taylor

**Outfielders (3):** Dairon Blanco, Tucker Bradley, Tyler Gentry

70 DIFFERENT PLAYERS HAVE APPEARED IN A GAME FOR OMAHA IN 2023 (32 HITTERS, 38 PITCHERS)


108. 7/5	RHP <u>Dylan Coleman</u> recalled by KANSAS CITY from Omaha	132. 8/1	INF <u>Matt Beatty</u> returned to KANSAS CITY from rehab assignment
109. 7/9	INF <u>Samad Taylor</u> recalled by KANSAS CITY from Omaha	133.	LHP <u>Angel Zepa</u> recalled by KANSAS CITY from Omaha
110.	LHP <u>Ryan Yarbrough</u> returned to KANSAS CITY from rehab assignment	134.	RHP <u>James McArthur</u> recalled by KANSAS CITY from Omaha
111. 7/12	RHP <u>Mike Mayers</u> traded to Chicago White Sox	135.	RHP <u>Jackson Kowar</u> recalled by KANSAS CITY from Omaha
112.	RHP <u>Steven Cruz</u> transferred to Omaha from NW Arkansas (AA)	136.	INF <u>Jermaine Palacios</u> released
113.	INF <u>Paxton Wallace</u> transferred to Quad Cities (A+) from Omaha	137.	LHP <u>Drew Parrish</u> transferred to Omaha from NW Arkansas (AA)
114. 7/14	INF <u>Nick Loftin</u> activated from the 7-Day Injured List	138. 8/2	LHP <u>Cole Ragans</u> recalled by KANSAS CITY from Omaha
115.	INF <u>CJ Alexander</u> activated from the 7-Day Injured List	139.	RHP <u>James McArthur</u> optioned to Omaha
116.	LHP <u>Angel Zepa</u> returned from rehab assignment and optioned to Omaha	140.	RHP <u>Jackson Kowar</u> optioned to Omaha
117. 7/15	LHP <u>Cole Ragans</u> recalled by KANSAS CITY from Omaha	141.	INF <u>Devin Mann</u> acquired in a trade with LOS ANGELES (NL) and assigned to Omaha
118. 7/16	LHP <u>Cole Ragans</u> optioned to Omaha	142. 8/4	RHP <u>James McArthur</u> recalled by KANSAS CITY from Omaha
119.	RHP <u>Max Castillo</u> recalled by KANSAS CITY from Omaha	143.	RHP <u>Joe Barlow</u> claimed off waivers from TEXAS and optioned to Omaha
120.	LHP <u>Emilio Marquez</u> transferred to Omaha from Quad Cities (A+)	144. 8/8	LHP <u>Taylor Hearn</u> recalled by KANSAS CITY from Omaha
121.	RHP <u>Brooks Kriske</u> placed on the temporarily inactive list.	145. 8/10	OF <u>Nelson Velázquez</u> recalled by KANSAS CITY from Omaha
122.	RHP <u>Collin Snider</u> optioned to Omaha	146.	RHP <u>Brett de Geus</u> transferred to Omaha from NW Arkansas (AA)
123. 7/18	LHP <u>Emilio Marquez</u> transferred to Quad Cities (A+) from Omaha	147. 8/12	RHP <u>Max Castillo</u> recalled by KANSAS CITY from Omaha
124.	INF <u>Samad Taylor</u> optioned to Omaha	148.	RHP <u>Jonathan Heasley</u> recalled by KANSAS CITY from Omaha
125. 7/19	INF <u>Matt Beatty</u> sent on a rehab assignment to Omaha	149.	RHP <u>Andrew Hoffmann</u> transferred to Omaha from NW Arkansas (AA)
126.	LHP <u>Austin Cox</u> recalled by KANSAS CITY from Omaha	150. 8/13	OF <u>Edward Olivares</u> optioned to Omaha
127. 7/20	RHP <u>Max Castillo</u> optioned to Omaha	151.	OF <u>Bubba Thompson</u> claimed off waivers from TEXAS and optioned to Omaha
128. 7/27	RHP <u>Brad Keller</u> returned to KANSAS CITY from rehab assignment	152.	INF <u>Adeiny Hechavarria</u> released
129. 7/28	INF <u>Samad Taylor</u> recalled by KANSAS CITY from Omaha	153.	OF <u>Brewer Hicklen</u> placed on the development list
131. 7/30	LHP <u>Taylor Hearn</u> acquired in a trade with TEXAS and optioned to Omaha	154. 8/15	OF <u>Tucker Bradley</u> transferred to NW Arkansas (AA) from Omaha
131. 7/31	OF <u>Nelson Velázquez</u> acquired in a trade with CHICAGO (NL) and optioned to Omaha	155.	OF <u>Brewer Hicklen</u> reinstated from the development list





### MANAGER: MIKE JIRSCHLE • #23

- Mike Jirschele returns for his 15th season as Omaha's manager, his 18th season managing in Minor League Baseball and 32nd season overall with the Royals organization, named to the position of Storm Chasers manager on January 13, 2023, after previously managing Triple-A Omaha from 1995-97 and 2003-13.
- Jirschele served on the Kansas City Royals coaching staff as the Third Base Coach from 2014-19 and won the World Series in 2015. Jirschele most recently served as the bench coach under manager Chris Widger during the 2022 season with the Double-A Northwest Arkansas Naturals. He spent the 2021 season as Widger's bench coach for the High-A Central champion Quad Cities River Bandits and served as Special Assistant to the General Manager in 2020.
- In his second stint as Omaha's manager, over 11 years from 2003 to 2013, he led the team to four division titles, three consecutive trips to the Pacific Coast League Championship Series (2011-2013), two PCL titles (2011, 2013) and the team's first of two Triple-A National Championships in 2013.
- He earned the 2011 Mike Coolbaugh Award for *outstanding baseball work ethic, knowledge of the game and skill in mentoring young players on the field* and he is a four-time recipient of the Dick Howser Award (1992, 1994, 2005, 2011), recognizing outstanding work in player development within the Royals organization.
- Prior to his time with Omaha and Kansas City, he served as the Royals Minor League Infield Coordinator for four years, from 1998-2002, and he held managerial positions with Wilmington (1994), Rockford (1993) and the Gulf Coast Royals (1992).
- He appeared 999 games in the Minor Leagues across 13 years, between 1977 and 1990, including 22 games with the Omaha Royals between 1988 and 1989.



### PITCHING COACH: DANE JOHNSON • #59

- Dane Johnson enters his fourth year in the Royals organization and as the Storm Chasers pitching coach, after joining Kansas City ahead of the 2020 season. 2023 marks his 24th season coaching overall.
- He previously spent one season in the Miami Marlins organization (2019) as a Pitching Consultant and 19 seasons with the Toronto Blue Jays as a Minor League Pitching Coach from 2000-03, Pitching Coordinator from 2004-14 and Major League Bullpen Coach from 2015-18.
- Prior to entering coaching, spent 15 years as a player, including over 280 games in the Minor Leagues and parts of three seasons in the Majors with the Chicago White Sox (1994), Blue Jays (1996) and Oakland Athletics (1997), also playing two seasons (1990-1991) in the Chinese Professional Baseball League.
- Johnson and his wife, Gina, reside in Palm Harbor, Florida. They have two children: a daughter, Madison (31), and son, Cobi (27).



### HITTING COACH: BIJAN RADEMACHER • #52

- Bijan Rademacher (*bi-ZHON RAH-de-moch-err*) joins the Royals as the Omaha Storm Chasers Hitting Coach this year after spending the last two years with the Arizona Diamondbacks as their Minor League Hitting Coordinator (2021) and ACL Hitting Coach (2022).
- Prior to coaching, he spent eight years playing professionally (2012-2019), spanning seven seasons in the Chicago Cubs organization (2012-18) and slashed .280/.361/.402 over 702 career MiLB games, reaching as high as Triple-A. He also played one season in independent baseball (2019) with the New Britain Bees in the Atlantic League, in addition to an offseason in the Mexican Pacific Winter League.
- Over 243 career Triple-A games with the Iowa Cubs, he played 11 games at Werner Park and was a .378 hitter (14-for-37) with one homer and 5 runs batted in while playing in Omaha.
- Rademacher lives in Tempe, Arizona with his wife Melissa.




### BENCH COACH: DAVID NOWORYTA • #33 (3RD BASE COACH)

- David Noworyta (*Nova-REE-tah*) enters his second year in the Royals organization and first as Omaha's Bench Coach, after making his coaching debut in 2022 as the Assistant Hitting Coach for the River Bandits Kansas City's High-A affiliate.
- Prior to coaching, he spent four years playing professionally (2018-21), including three minor league seasons in the Detroit Tigers organization (2018-20), and one with the Independent Pioneer League's Billings Mustangs in 2021. Before signing with Detroit in 2018, Noworyta graduated from the University of Hawaii with a bachelor's degree in communications and journalism, and played in parts of three seasons for their baseball team.
- Noworyta attended Holy Cross Academy (N.J.), where he played baseball and basketball, and was selected by the Royals in the 37th round of the 2014 MLB Draft. He resides in Hainesport, N.J. in the offseason.



### CERTIFIED ATHLETIC TRAINER: JAMES STONE

- James Stone is entering his fifth season as the Certified Athletic Trainer for the Storm Chasers after serving the previous seven seasons with the Wilmington Blue Rocks (Royals High-A), including the 2015 season, in which he was named Carolina League Athletic Trainer of the Year.
- He joined the Kansas City organization in 2010 as the athletic trainer for the Class-A Burlington Bees. He came to the Royals after spending one season with the Central Valley Coyotes (Fresno, California) in Arena Football 2.
- Stone worked three seasons in the Florida Marlins organization, with stops in Jupiter (2008), Greensboro (2007) and Jamestown (2006), winning New York-Penn League Trainer of the Year honors in 2006.
- He was the Strength and Conditioning Coach for the Baltimore Orioles Class-A affiliate, the Delmarva Shorebirds, in 2005.
- Stone graduated with a bachelor's of science in kinesiology from Cal State-Northridge. He resides in Simi Valley, California with his dog, Ozzie.

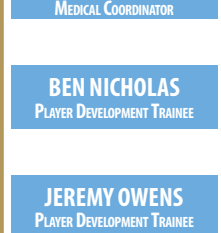


**TONY MEDINA**  
MINOR LEAGUE/LATIN AMERICA  
MEDICAL COORDINATOR



### STRENGTH & CONDITIONING COACH: YANNICK PLANTE

- Yannick Plante is entering his third season as the Strength & Conditioning Coach for the Storm Chasers, after being slated to serve in that role with Northwest Arkansas in 2020.
- He began with the Kansas City Organization in 2019 as the athletic trainer for the Burlington Royals (Advanced Rookie, Appalachian League). He was then a staff member of the Surprise Saguaros of the Arizona Fall League in the fall of 2019.
- Plante has a master's degree in kinesiology from the University of Calgary and a bachelor's degree in human kinetics with specialization in biophysics from the University of Ottawa. He currently lives in Ottawa, Ontario.



**BEN NICHOLAS**  
PLAYER DEVELOPMENT TRAINEE



**JEREMY OWENS**  
PLAYER DEVELOPMENT TRAINEE

## Drew Parrish - Pitching - Stat Splits - 2023 - Regular Season (Triple-A Only)

Split	Team	W	L	ERA	G	GS	CG	SHO	SV	IP	H	R	ER	HR	HB	BB	IBB	SO	WHIP	AVG	AB	WP	BK	GIDP	TBF	NP-S
Home Games	OMA	1	2	9.11	7	7	0	0	0	26.2	38	30	27	12	0	21	0	19	2.21	.345	110	0	0	5	133	525 - 309
Away Games	OMA	3	2	5.34	8	7	0	0	0	30.1	30	18	18	5	0	22	0	26	1.71	.265	113	0	0	4	137	570 - 329
Day Games	OMA	1	0	1.88	4	3	0	0	0	14.1	12	5	3	1	0	10	0	15	1.53	.231	52	0	0	2	63	264 - 155
Night Games	OMA	3	4	8.86	11	11	0	0	0	42.2	56	43	42	16	0	33	0	30	2.09	.327	171	0	0	7	207	831 - 483
On Grass	OMA	4	4	7.11	15	14	0	0	0	57.0	68	48	45	17	0	43	0	45	1.95	.305	223	0	0	9	270	1095 - 638
April	OMA	1	0	1.71	5	4	0	0	0	21.0	11	6	4	1	0	10	0	20	1.00	.157	70	0	0	3	82	355 - 214
May	OMA	1	2	7.45	5	5	0	0	0	19.1	27	16	16	8	0	15	0	15	2.17	.346	78	0	0	3	93	383 - 223
June	OMA	2	0	7.71	3	3	0	0	0	14.0	21	13	12	4	0	10	0	8	2.21	.356	59	0	0	3	70	259 - 156
August	OMA	0	2	43.88	2	2	0	0	0	2.2	9	13	13	4	0	8	0	2	6.38	.563	16	0	0	0	25	98 - 45
On Tuesdays	OMA	0	1	22.50	1	1	0	0	0	2.0	7	5	5	2	0	2	0	2	4.50	.538	13	0	0	0	15	62 - 36
On Wednesdays	OMA	0	1	108.00	1	1	0	0	0	0.2	6	8	8	4	0	3	0	1	13.50	.750	8	0	0	0	11	39 - 18
On Thursdays	OMA	1	2	12.75	3	3	0	0	0	12.0	19	17	17	6	0	10	0	7	2.42	.380	50	0	0	2	61	231 - 133
On Fridays	OMA	1	0	4.34	4	4	0	0	0	18.2	17	10	9	2	0	9	0	15	1.39	.250	68	0	0	3	79	334 - 207
On Saturdays	OMA	2	0	1.77	5	4	0	0	0	20.1	13	6	4	2	0	16	0	14	1.43	.191	68	0	0	4	85	349 - 196
On Sundays	OMA	0	0	5.40	1	1	0	0	0	3.1	6	2	2	1	0	3	0	6	2.70	.375	16	0	0	0	19	80 - 48
In games following a win	OMA	3	0	2.05	6	5	0	0	0	26.1	16	7	6	3	0	18	0	20	1.29	.180	89	0	0	5	107	437 - 247
In games following a loss	OMA	1	4	11.45	9	9	0	0	0	30.2	52	41	39	14	0	25	0	25	2.51	.388	134	0	0	4	163	658 - 391
Starter	OMA	3	4	7.50	14	14	0	0	0	54.0	68	48	45	17	0	42	0	43	2.04	.316	215	0	0	8	261	1066 - 622
Reliever	OMA	1	0	0.00	1	0	0	0	0	3.0	0	0	0	0	0	1	0	2	0.33	.000	8	0	0	1	9	29 - 16

## Drew Parrish - Opposing Hitting - Stat Splits - 2023 - Regular Season (Triple-A Only)

Split	Team	AVG	G	AB	R	H	2B	3B	HR	RBI	BB	IBB	SO	SB	CS	OBP	SLG	OPS	HBP	SAC	SF	GIDP
vs Left	OMA	.237	15	76		18	4	0	3	9	13	0	14			.344	.408	.752	0	0	1	3
vs Right	OMA	.340	15	147		50	9	1	14	35	30	0	31			.444	.701	1.145	0	0	3	6
Team is ahead	OMA	.330	10	112		37	8	0	6	15	20	0	19			.425	.563	.988	0	0	2	6
Team is behind	OMA	.409	7	44		18	3	0	7	21	8	0	10			.481	.955	1.436	0	0	2	0
Score is tied	OMA	.194	12	67		13	2	1	4	8	15	0	16			.341	.433	.774	0	0	0	3
Batting First	OMA	.212	15	33		7	3	0	2	5	3	0	8			.270	.485	.755	0	0	1	1
Batting Second	OMA	.286	15	28		8	0	0	3	5	6	0	2			.400	.607	1.007	0	0	1	1
Batting Third	OMA	.433	15	30		13	5	1	3	7	3	0	4			.485	.967	1.452	0	0	0	0
Batting Fourth	OMA	.385	15	26		10	1	0	4	10	6	0	4			.500	.885	1.385	0	0	0	0
Batting Fifth	OMA	.308	15	26		8	2	0	1	2	5	0	8			.419	.500	.919	0	0	0	0
Batting Sixth	OMA	.316	15	19		6	1	0	1	4	7	0	3			.464	.526	.990	0	0	2	4
Batting Seventh	OMA	.280	15	25		7	1	0	2	5	1	0	4			.308	.560	.868	0	0	0	3
Batting Eighth	OMA	.278	15	18		5	0	0	1	4	6	0	3			.458	.444	.902	0	0	0	0
Batting Ninth	OMA	.222	15	18		4	0	0	0	2	6	0	9			.417	.222	.639	0	0	0	0
Leading Off	OMA	.333	15	51		17	3	0	6	6	10	0	13			.443	.745	1.188	0	0	0	0
First Inning	OMA	.305	14	59	16	18	4	1	8	16	8	0	13	1	0	.382	.814	1.196	0	0	1	0
Second Inning	OMA	.304	13	46	8	14	1	0	1	7	9	0	17	3	1	.404	.391	.795	0	0	2	5
Third Inning	OMA	.318	12	44	9	14	5	0	3	9	9	0	6	2	3	.434	.636	1.070	0	0	0	1
Fourth Inning	OMA	.300	11	40	9	12	2	0	1	8	9	0	6	1	0	.420	.425	.845	0	0	1	1
Fifth Inning	OMA	.280	8	25	4	7	0	0	3	3	5	0	2	0	0	.400	.640	1.040	0	0	0	1
Sixth Inning	OMA	.333	3	9	2	3	1	0	1	1	3	0	1	0	0	.500	.778	1.278	0	0	0	1
Bases Empty	OMA	.325	15	120		39	6	0	11	11	22	0	22			.430	.650	1.080	0	0	0	0
Runner at 1st	OMA	.250	15	48		12	3	1	1	4	8	0	13			.357	.417	.774	0	0	0	6
Runner at 2nd	OMA	.455	10	11		5	1	0	3	7	7	0	3			.667	1.364	2.031	0	0	0	0
Runner at 3rd	OMA	.500	2	2		1	0	0	1	2	1	0	0			.667	2.000	2.667	0	0	0	0
Runners at 1st & 2nd	OMA	.333	11	24		8	2	0	1	8	0	0	3			.333	.542	.875	0	0	0	1
Runners at 1st & 3rd	OMA	.167	8	6		1	0	0	0	3	2	0	1			.300	.167	.467	0	0	2	1
Runners at 2nd & 3rd	OMA	.143	5	7		1	0	0	0	4	2	0	2			.300	.143	.443	0	0	1	0
Bases Loaded	OMA	.200	6	5		1	1	0	0	5	1	0	1			.286	.400	.686	0	0	1	1
Runners On	OMA	.282	15	103		29	7	1	6	33	21	0	23			.391	.544	.935	0	0	4	9
Scoring Position	OMA	.309	14	55		17	4	0	5	29	13	0	10			.417	.655	1.072	0	0	4	3
No Outs	OMA	.396	15	96		38	8	0	8	22	17	0	23			.478	.729	1.207	0	0	2	2
One Out	OMA	.274	15	73		20	3	1	6	13	13	0	11			.375	.589	.964	0	0	2	7
Two Outs	OMA	.185	15	54		10	2	0	3	9	13	0	11			.343	.389	.732	0	0	0	0
Ahead in Count	OMA	.338	15	77		26	4	1	4	12	0	0	22			.333	.571	.904	0	0	1	4
Behind in Count	OMA	.253	15	75		19	3	0	10	26	43	0	9			.512	.693	1.205	0	0	3	2
0-0 Count	OMA	.455	15	22		10	1	0	2	2	0	0	0			.455	.773	1.228	0	0	0	2
0-1 Count	OMA	.389	15	18		7	1	0	0	1	0	0	0			.368	.444	.812	0	0	1	2
0-2 Count	OMA	.350	15	20		7	0	0	3	4	0	0	6			.350	.800	1.150	0	0	0	1
1-0 Count	OMA	.381	15	21		8	1	0	4	10	0	0	0			.364	1.000	1.364	0	0	1	1
1-1 Count	OMA	.364	15	22		8	4	0	0	1	0	0	0			.364	.545	.909	0	0	0	1
1-2 Count	OMA	.308	15	39		12	3	1	1	7	0	0	16			.308	.513	.821	0	0	0	1
2-0 Count	OMA	.111	15	9		1	0	0	1	2	0	0	0			.100	.444	.544	0	0	1	0
2-1 Count	OMA	.333	15	12		4	1	0	2	4	0	0	0			.333	.917	1.250	0	0	0	0
2-2 Count	OMA	.185	15	27		5	1	0	1	3	0	0	14			.185	.333	.518	0	0	0	0
3-0 Count	OMA	1.000	12	1		1	0	0	1	1	8	0	0			1.000	4.000	5.000	0	0	0	0
3-1 Count	OMA	.500	15	8		4	1	0	2	7	15	0	0			.826	1.375	2.201	0	0	0	1
3-2 Count	OMA	.042	14	24		1	0	0	0	2	20	0	9			.467	.042	.509	0	0	1	0
Pitcher	OMA	.305	15	223		68	13	1	17	44	43	0	45			.411	.601	1.012	0	0	4	9





## #35 DREW PARRISH

## LEFT-HANDED PITCHER

**BORN:** December 8, 1997 in Cape Canaveral, Florida (Age 25)**HOMETOWN:** Rockledge, Florida**RESIDES:** Tallahassee, Florida**HEIGHT/WEIGHT:** 5'11" / 200 LBS**DRAFTED:** 2019 MLB Draft – Round 8 (229<sup>TH</sup> Overall)**COLLEGE:** Florida State University (Tallahassee, Florida)**HIGH SCHOOL:** Rockledge High School (Rockledge, Florida)**SEASON WITH STORM CHASERS:** 2nd Season

## SCOUTING REPORT (SNK, CH, CB)

**SINKER:** Sits 88-91, averages 89.5 MPH ... Season usage: 53%, 17/45 Omaha strikeouts (38%)**CHANGEUP:** Sits 79-81, averages 80.1 MPH ... Season usage: 32%, 23/45 Omaha strikeouts (51%)**CURVEBALL:** Sits 71-74, averages 71.9 MPH ... Season usage: 15%, 5/45 Omaha strikeouts (11%)

## TODAY'S START

- Parrish is making his **15th** start of the season with Omaha, his **8th** on the road and his **22nd** appearance overall in 2023 between Omaha and NW Arkansas ... in his 2nd stint this year in Triple-A, has one stint in Double-A with NWA, June 20 to July 31.
- Omaha is 7-7 in games Parrish starts this season, 6-3 when he gets 3+ runs of support, 1-5 when he gets 2 runs of support or less
- 20 starts between AA & AAA are tied for the most of any Royals minor leaguer (with Andrew Hoffmann, yesterday's starter), 87.0 innings rank tied 7th in the Royals system, ... his 44.4% fly ball rate is the highest among KC minor leaguers (min 60.0 IP).

## LAST OUTING: WEDNESDAY, AUGUST 9 vs. IOWA

Struggled for a second starting outing back in Triple-A and suffered the shortest outing of his professional career, unable to make it out of the 1st inning (0.2 IP) ... allowed 8 runs on 6 hits (4 homers) and walked 3 ... after allowing his first 3 batters to score on a pair of homers, retired the next two but did not get another out, allowed 6 straight to reach with two outs and was replaced after throwing just 39 pitches.

## 2023 HIGHLIGHTS

- Opened the season with Omaha with 13 games (12 starts) for the Storm Chasers ... was transferred to NW Arkansas (AA) June 20 and made six starts for the Nationals, including 3 quality starts, before returning to Omaha on August 1.
- In April, pitched in 5 games (4 starts), with a 1.71 ERA (4 ER in 21.0 IP) with 10 BB and 20 K with a .157 opp onents' average.
- Held his opponent scoreless over 12.1 innings between May 14 and June 2 – made back-to-back scoreless starts **5/20 vs. TOL & 5/26 @ STP**, combined for 9.0 IP with 4 H, 9 BB and 4 K, earned his first win as a starter in St. Paul and got double plays to end the 2nd, 3rd and 4th innings.
- Made his season debut in relief behind Austin Cox on **4/1 @ IND**, threw 3.0 hitless and scoreless inning and earned the win ... his next 12 outings with Omaha were starts, but only pitched through 5.0 innings in 6 of 12 starts.
- Threw his first quality start of the season on **4/28 @ NAS** with 6.0 shutout innings and held the Sounds to one hit, a leadoff double in the 1st ... retired his next 12, then walked batters to lead off the 5th and 6th innings, but neither got past 1st base.
- 5/4 vs. Louisville:** Set career highs/worst in hits (10), runs (9) and home runs (5) allowed ... surrendered 4 runs in the 1st on 4 straight hits with one out, including back-to-back homers, 4 more runs in the 3rd on a pair of two-run homers ... allowed 1 more run in the 5th on his 5th home run of the day ... pitched scoreless 2nd and 4th innings.
- Made quality starts in 3 of 6 starts in Double-A with NWA, including 6.0 scoreless innings in his 2023 Nationals debut on **6/24 @ TUL**, with just 2 hits and a season-high 7 strikeouts ... also made 3 starts of less than 5.0 innings.

## CAREER NOTES

- 2022**
- Split the season between NW Arkansas (AA) and Omaha (AAA), making 27 appearances (25 starts) with a 7-11 record and 4.13 ERA (59 ER in 128.2 IP) ... opened the season in Double-A and was named the Nationals' pitcher of the Year by the Royals.
- Started Opening Day for the Nationals and made 10 starts, going 4-3 with a 2.13 ERA (13 ER in 55.0 IP), while striking out 48 and walking just 14 (3.43 K/BB) ... despite an early June promotion, ranked 2nd on the NWA staff with four quality starts and ended the year having throwing the most 1-2-3 innings on the staff, 28 times retiring the opposing team in order in an inning (in 55.0 innings).
- Named the Texas League's Pitcher of the Month in May, went 3-1 in 5 starts with a 0.59 ERA (2 ER in 30.2 IP), allowed just 15 hits and 4 walks ... struck out 29 and led the league with 30.2 IP, with league's lowest ERA and WHIP (0.62) among qualifiers and a .144 opponents' average ... did not allow an earned run over four starts (25.2 IP) from 5/7 to 5/26 ... earned back-to-back Texas League Pitcher of the Week honors in May, throwing consecutive 7.0-inning scoreless starts on May 7 @ Springfield (STL) and May 13 vs. Wichita (MIN).
- After throwing 3.0 innings in his Opening Day Start on April 8 @ Springfield, threw nine straight starts of at least 5.0 innings, before earning a promotion to Triple-A Omaha on June 3, where he has pitched in 17 games with the Storm Chasers to end the season.
- Made his Triple-A debut **6/8 vs. Lehigh Valley (PHI)**, struck out seven over 4.2 innings but took the loss, the most strikeouts he had in a Triple-A game all season ... took a no-hit bid into the 6th inning on **8/6 vs. St. Paul (MIN)**, allowed just two walks and a hit batter over his first five innings against the Saints before surrendering a pair of solo homers in the 6th ... threw three quality starts with the Storm Chasers, including back-to-back starts on **8/12 @ Toledo (DET)** and **8/18 @ Louisville (CIN)** ... the game in Toledo was his only scoreless start of the year at the Triple-A level.

- 2019**
- Split the season between Quad Cities (A+) and NW Arkansas (AA), with a break in between to pitch for Team USA at the 2021 WBSC Olympic Baseball Qualifiers ... among qualified MiLB pitchers (min 96.0 IP), was 14th in WHIP, 14th in opponents' average (.198) and 16th in ERA (2.83). Broke camp in High-A with the River Bandits and did not allow a run across 15.2 innings, pitching in 4 games (1 start), while striking out 23 (41.1 K%) and walking just three (7.67 K/BB) ... joined the Nationals on June 6 and remained at Double-A through the end of the season.
- Combined between A+ and AA, 98.2 innings ranked 4th among Royals Minor League pitchers, 118 strikeouts ranked 5th ... among Royals farmhands with at least 70.0 innings, ranked 1st in ERA (2.83) and WHIP (0.99) and 2nd in opponents' average (.194).
- Named the Double-A Central Pitcher of the Month in August, pitching in five games (four starts), with a 2-0 record and 1.13 ERA (3 ER in 24.0 IP) ... struck out 27 with a 0.88 WHIP (13 H, 8 BB) and .163 opponents' batting average ... named the league's Pitcher of the Week after his start on August 27 against Springfield (STL), a 7-inning complete game shutout in the first game of a doubleheader.
- Member of Team USA at the 2021 WBSC (World Baseball Softball Confederation) Olympic Baseball Qualifiers from May 30 to June 5 ... pitched in one game for the United States, helping the team qualify for the Tokyo Olympics by earning the win after pitching two scoreless innings out of the bullpen with two strikeouts on June 4 in a 10-1 victory over Canada.

- 2019**
- Pitched nine games (four starts) for the Burlington Royals (R), going 3-0 with a 2.52 ERA (7 ER in 25.0 IP), striking out 39 (14.04 K/9) while walking just four (9.75 K/BB) in his pro debut ... didn't appear in a postseason game with Burlington, who made it to the Appalachian League finals, but lost to the Johnson City Cardinals (STL) in a best-of-three series ... went back to Florida State to finish his degree in the fall semester.
- COLLEGE: FLORIDA STATE (2017-19)**
- Attended Florida State University, making two trips to the College World Series (2017, 2019) with the Seminoles.
- JUNIOR (2019):** Went 8-5 with 112 K in 81.2 IP (12.3 K/9) across 17 G (16 starts) as the Noles Friday night starter ... part of a combined no-hitter on Opening Day against Maine (2/15), five scoreless innings at the start in FSU's 10th no-no in school history ... ended his career with eight scoreless against No. 5 Arkansas in the opening game of the College World Series, FSU's first victory in the CWS opener since 1999.

## CAREER PITCHING

SEASON	TEAM	W	L	ERA	G	GS	CG	SHO	SV	SVO	IP	H	R	ER	HR	HB	BB	IBB	SO	WHIP	AVG	AB	WP	BK	GIDP	TBF	NP-S	
2019	Burlington (R)	3	0	2.52	9	4	0	0	0	0	25.0	19	7	7	4	0	4	0	39	0.92	.211	90	0	0	1	95	352 - 249	
2020		Did not Play (No Minor League Season)																										
2021	Quad Cities (A+)	1	0	0.00	4	1	0	0	1	1	15.2	5	0	0	0	0	3	0	23	0.51	.096	52	0	0	0	56	213 - 145	
	NW Arkansas (AA)	5	4	3.36	18	17	1	1	0	0	83.0	65	34	31	8	4	25	0	95	1.08	.215	302	5	0	6	336	1338 - 893	
2022	NW Arkansas (AA)	4	3	2.13	10	10	0	0	0	0	55.0	31	16	13	5	5	14	0	48	0.82	.160	194	4	0	1	215	863 - 568	
	Omaha (AAA)	3	8	5.62	17	15	0	0	0	0	73.2	69	54	46	15	3	44	0	51	1.53	.247	279	2	0	6	330	1372 - 841	
2023	NW Arkansas (AA)	2	2	5.40	6	6	0	0	0	0	30.0	30	18	18	8	3	12	0	29	1.40	.252	119	0	0	1	134	521 - 339	
	Omaha (AAA)	4	4	7.11	15	14	0	0	0	0	57.0	68	48	45	17	0	43	0	45	1.95	.305	223	0	0	9	270	1095 - 638	
MINOR LEAGUE TOTALS (4 Seasons)		22	21	4.24	79	67	1	1	1	1	339.1	287	177	160	57	15	145	0	330	1.27	.228	1259	11	0	24	1436	5754 - 3673	

## SEASON / CAREER HIGHS

SEASON	CAREER
Last: 7/29/2023 @ Arkansas 6.0 (4x)	INNINGS PITCHED 7.0 (4x) Last: 5/13/2022 vs. Wichita
5/4/2023 vs. Louisville 10	HITS ALLOWED 10 5/4/2023 vs. Louisville
5/4/2023 vs. Louisville 9	RUNS ALLOWED 9 5/4/2023 vs. Louisville
5/4/2023 vs. Louisville 9	EARNED RUNS ALLOWED 9 5/4/2023 vs. Louisville
5/4/2023 vs. Louisville 5	HOME RUNS ALLOWED 5 5/4/2023 vs. Louisville
Last: 8/3/2023 @ Louisville 5 (2x)	WALKS ALLOWED 6 6/22/2022 vs. Columbus
Last: 7/1/2023 @ Wichita 7 (2x)	STRIKEOUTS 9 (3x) Last: 5/13/2022 vs. Wichita
Last: 7/29/2023 @ Arkansas 25 (2x)	BATTERS FACED 25 (2x) Last: 8/18/2022 @ Louisville
7/29/2023 @ Arkansas 95	PITCHES THROWN 100 (2x) Last: 7/8/2022 vs. Toledo
5/14/2023 to 6/2/2023 12.1 IP	SCORELESS STREAK 22.0 IP 8/18/2019 to 6/10/2021

## 2023 RUN SUPPORT (OMAHA STARTS ONLY)

RUNS SCORED	0	1	2	3	4	5	6	7	8	9	10+
GAMES	3	3	3	1	2						2
PLAYER W-L	0-2	0-1	0-0	1-0	0-1						2-0
Team W-L	0-3	1-2	2-1	1-0	1-1						2-0

## 2023 GAME-BY-GAME

## OMAHA STORM CHASERS, AAA

DATE	OPPONENT	RES	LEFT GAME	DEC	IP	H	R	ER	HR	HB	BB	SO	BF	NP-S
4/1 *	@ Indianapolis	W 12-1	Middle 7th, winning 10-0	W	3.0	0	0	0	0	0	1	2	9	29-16
4/8	vs. Toledo	W 13-8	End 3rd, winning 6-1	—	3.0	2	1	0	0	0	2	5	14	66-38
4/14	@ Iowa	W 11-8	Bottom 5th, winning 3-2	—	4.0	4	3	3	1	0	1	6	18	81-51
4/22	vs. Gwinnett	L 5-2	End 5th, tied 2-2	—	5.0	4	2	1	0	0	4	2	21	89-53
4/28	@ Nashville (Q)	L 4-3	Middle 7th, winning 3-0	—	6.0	1	0	0	0	0	2	5	20	90-56
5/4	vs. Louisville	L 12-10	End 5th, losing 9-6	L	5.0	10	9	9	5	0	1	3	24	85-58
5/9	@ Scranton/WB	L 14-2	Bottom 3rd, losing 5-2	L	2.0	7	5	5	2	0	2	2	15	62-36
5/14	@ Scranton/WB	W 6-3	Bottom 4th, winning 3-2	—	3.1	6	2	2	1	0	3	6	19	80-48
5/20	vs. Toledo	L 4-1	End 4th, tied 0-0	—	4.0	1	0	0	0	0	5	3	16	74-34
5/26	@ St. Paul	W 6-4	Middle 6th, winning 5-0	W	5.0	3	0	0	0	0	4	1	19	82-47
6/2	vs. Memphis	W 10-9 (10)	Top 4th, losing 7-3	—	3.2	9	7	6	1	0	2	3	22	81-53
6/8	@ Indianapolis	W 15-7	Middle 6th, winning 12-3	W	5.0	6	3	3	1	0	4	3	23	87-48
6/17	vs. Columbus	W 13-4	Top 6th, winning 13-2	W	5.1	6	3	3	2	0	4	2	25	91-55

## NORTHWEST ARKANSAS NATURAL, AA

DATE	OPPONENT	RES	LEFT GAME	DEC	IP	H	R	ER	HR	HB	BB	SO	BF	NP-S
6/24	@ Tulsa (Q)	W 2-1 (11)	Middle 7th, tied 0-0	—	6.0	2	0	0	0	0	2	7	21	77-49
7/1	@ Wichita	L 6-4	Bottom 4th, losing 4-3	L	3.2	4	4	4	1	0	4	7	19	85-50
7/7	vs. Arkansas	L 5-3	Top 5th, losing 5-0	L	4.2	8	5	5	2	2	0	4	23	93-63
7/18	vs. Tulsa (Q)	W 5-2	End 6th, winning 4-2	W	6.0	6	2	2	2	0	0	4	24	85-64
7/23	vs. Tulsa	W 9-8	Top 4th, losing 6-2	—	3.2	6	6	6	2	0	4	2	22	86-52
7/29	@ Arkansas (Q)	W 6-3	Middle 7th, winning 6-1	W	6.0	4	1	1	1	1	2	5	25	95-61

## OMAHA STORM CHASERS, AAA

DATE	OPPONENT	RES	LEFT GAME	DEC	IP	H	R	ER	HR	HB	BB	SO	BF	NP-S
8/3	@ Louisville	L 11-2	Middle 3rd, trailing 5-0	L	2.0	3	5	5	0	0	5	1	14	59-27
8/9	vs. Iowa	L 20-1	Top 1st, losing 8-0	L	0.2	6	8	8	4	0	3	1	11	39-18

\* Indicates Relief Appearance

(Q) Indicates Quality Start

## 2023 BATTED BALL STATISTICS (AA &amp; AAA)

BABIP	GB/FB	LD%	GB%	FB%	IFFB%	HR/FB	Pull%	Cent%	Oppo%	SwStr%
.296	0.76	21.8%	33.8%	44.4%	19.5%	21.2%	47.4%	23.2%	29.4%	11.6%

## vs. TOLEDO IN 2023

W	L	ERA	G	GS	CG	SHO	GF	HLD	SV	SVO	IP	H	R	ER	HR	HB	BB	IBB	SO	WHIP	AVG
0	0	0.00	2	2	0	0	0	0	0	0	7.0	3	1	0	0	0	7	0	8	1.43	.130

## vs. TOLEDO HITTERS IN 2023

PLAYER	AVG	AB	H	2B	3B	HR	RBI	BB	SO
Davis, B	.000	1	0	0	0	0	0	0	1
Davis, J	.500	2	1	0	0	0	0	1	0
Ibáñez, A	.000	1	0	0	0	0	0	0	1
Joyce, C	.000	0	0	0	0	0	0	1	0
Lipcius, A	.000	3	0	0	0	0	0	1	2
Malloy, J	.000	3	0	0	0	0	1	1	1
PLAYER	AVG	AB	H	2B	3B	HR	RBI	BB	SO
Meadows, P	.000	3	0	0	0	0	0	0	1
Nevin, T	.333	3	1	0	0	0	0	0	1
Palacios, J	.000	1	0	0	0	0	0	0	1
Papierskij, M	.000	2	0	0	0	0	0	0	0
Sands, D	.000	2	0	0	0	0	0	0	1
Short, Z	.500	2	1	0	0	0	0	0	0

### PLAYER

#### 48 JOE BARLOW

**RHP** • R/R • 6'2" • 200 lbs • 9/28/1995 (27)  
*Claimed off Waivers from Texas – 8/4/2023*  
*Drafted by Texas – 2016, 11th Round (Salt Lake CC)*  
 Born: Riverton, Utah • Resides: Scottsdale, Arizona

#### 32 CHRISTIAN CHAMBERLAIN

**LHP** • L/L • 5'10" • 175 lbs • 7/20/1999 (24)  
*2020 MLB Draft – Round 4 (Oregon State)*  
 Born: Grand Junction, Colorado • Resides: Reno, Nevada

#### 46 STEVEN CRUZ

**RHP** • R/R • 6'6" • 233 lbs • 6/15/1999 (24)  
*Traded from Minnesota – 1/24/2023*  
*Originally signed 3/20/2017 with Minnesota (Intl. F.A.)*  
 Born/Resides: Salcedo, Dominican Republic

#### 36 BRETT DE GEUS

**RHP** • R/R • 6'2" • 190 lbs • 11/4/1997 (25)  
*Signed 5/12/2023 as a Minor League Free Agent*  
 Born/Resides: Pleasanton, California

#### 55 JONAH DIPOTO

**RHP** • R/R • 6'1" • 225 lbs • 9/3/1996 (26)  
*2019 MLB Draft – Round 35 (UC San Diego)*  
 Born: Queens, New York • Resides: San Diego, California

#### 54 JONATHAN HEASLEY

**RHP** • R/R • 6'3" • 235 lbs • 1/27/1997 (26)  
*2018 MLB Draft – Round 13 (Oklahoma State)*  
 Born: Plano, Texas • Resides: Dallas, Texas

#### 62 WILL KLEIN

**RHP** • R/R • 6'5" • 230 lbs • 11/28/1999 (23)  
*2020 MLB Draft – Round 5 (Eastern Illinois)*  
 Born: Maryville, Tenn. • Resides: Bloomington, Ind.

#### 37 JACKSON KOWAR

**RHP** • R/R • 6'5" • 215 lbs • 10/4/1996 (26)  
*2018 MLB Draft – Round 13 (Florida)*  
 Born: Weddington, N.C. • Resides: Charlotte, N.C.

#### 40 WALTER PENNINGTON

**LHP** • L/L • 6'2" • 205 lbs • 4/14/1998 (25)  
*Signed 8/19/2020 as an Undrafted Free Agent (Cala School of Mines)*  
 Born: Englewood, Colo. • Resides: Broomfield, Colo.

#### 45 EVAN SISK

**LHP** • L/L • 6'2" • 195 lbs • 4/23/1997 (26)  
*Traded from Minnesota – 1/24/2023*  
*Drafted by St. Louis – 2018, 16th Round (College of Charleston)*  
 Born: Pineville, N.C. • Resides: Chester, S.C.

#### 43 COLLIN SNIDER

**RHP** • R/R • 6'4" • 205 • 10/10/1995 (27)  
*2017 MLB Draft – Round 12 (Vanderbilt)*  
 Born/Resides: Murfreesboro, Tennessee

### QUICK NOTES

2023: Opened the season with Round Rock (AAA), pitched 20 games across 3 stints with the Express and 13 games over 2 stints with Texas in the big leagues (5/16-5/30 & 6/14-7/4) with a 4.66 ERA (6 ER in 9.2 IP) and 6 strikeouts to just 2 walks ... 13 of 20 appearances with Round Rock were scoreless ... **claimed off waivers from Texas by the Royals on 8/4, optioned to Omaha, served as opener on 8/12.**

2022: Spent the entire season in the Rangers' bullpen ... set MLB career highs in games pitched (35), saves (13) and strikeouts (28) and led the Rangers in saves despite two stints in the Injured List ... finished with a 3-1 record and 3.86 ERA (15 ER in 35.0 IP) ... his 7.20 K/9 was 2nd-lowest among MLB pitchers with 10+ saves (5.63-ARI's Mark Melancon) ... underwent arthroscopic surgery on 11/4/22 to separate a pair of fused tendons in his right wrist.

2021: Opened the season with Round Rock (AAA) and pitched 17 games for the Express before his contract was selected on 6/23 ... pitched to a 1.55 ERA (5 ER in 29.0 IP) with 11 saves over 31 games with Texas ... ranked among MLB leaders (min. 30 G) in opp. BA (1st), OBP (3rd), SLG (3rd), OPS (3rd), WHIP (3rd, 0.83), and ERA (8th).

**45FB (91.7), SL (85.3), CB (75.7)**

**CONSECUTIVE BATTERS RETIRED:** 1 (8/12)

**SCORELESS STREAK:** 0.1 IP (8/12)

*Ranked by Baseball America as the No. 30 Royals prospect*

2023: Opened the year in NW Arkansas (AA) and made 20 appearances out of the bullpen for the Naturals and went 1-2 with a 1.99 ERA (7 ER in 31.2 IP), and struck out 49 (13.93 K/9) ... 14 of 20 Double-A appearances were scoreless ... promoted to Omaha on 6/20, made Triple-A debut 6/20 @ ROC (1.0 IP, 2 R, 2 K) ... **only 8 of 17 Triple-A games have been scoreless ... among Royals MiLB pitchers (min. 40.0 IP), 2nd with 13.41 K/9 and 3rd with 32.4% K%.**

2022: After beginning the season with Quad Cities (A+), was assigned to NW Arkansas (AA) on May 31 and finished the season in Double-A ... pitched 33 games between the two levels, among Royals Minor League pitchers with at least 40.0 innings pitched, his 13.22 K/9 and 29.6% K% both ranked 3rd-best ... his 19.3% BB% was 2nd-worst.

2021: Assigned to Quad Cities (A+) on 5/23 to begin his career in professional baseball and pitched two games out of the bullpen for the River Bandits, going 1-0 with a 4.91 ERA (2 ER in 3.2 IP) with just one walk and six strikeouts, before being placed on the 7-Day Injured List on 6/14, where he remained for the rest of the season.

**45FB (93-96), SL (84.5), CB (80.5), SNK (94.2)**

**CONSECUTIVE BATTERS RETIRED:** 2 (8/10)

**SCORELESS STREAK:** 1.1 IP (8/8 to 8/10)

2023: Traded from Minnesota with Evan Sisk to KC in exchange for Michael A. Taylor on Jan. 24 ... opened the year with NW Arkansas (AA), appeared in 29 games, with a 2.20 ERA (8 ER in 32.2 IP), 9 saves, and 42 strikeouts, at the time of his promotion to Triple-A, led the Texas League in saves (9), tied 3rd in games pitched (29) ... **did not allow an earned run over his last 14 appearances (16.2 IP) with NWA ... assigned to Omaha on 7/12, threw scoreless inning in debut 7/14 ... 5 of 9 Triple-A appearances have been scoreless ... fastball averages 96.8 mph, has hit 100mph 4 times this year.**

2022: Spent the season with Wichita (AA), appeared in 46 games out of the bullpen with a 1-4 record, four saves and a 5.14 ERA (32 ER in 56.0 IP), with 72 strikeouts (11.6 K/9) ... led the Wind Surge staff in games pitched, 2nd in the Texas League ... among Twins MiLB pitchers, t-2nd in games pitched, behind Evan Sisk (50), who he was traded with to Kansas City.

2021: In his first year of full-season ball, spent most of the year with Fort Myers (A) before ending the year with Cedar Rapids (A+) ... pitched in 28 games (two starts) between the two levels and went 4-2 with a 4.32 ERA (24 ER in 50.0 IP) with a career-high 80 strikeouts (14.4 K/9) with a .189 opponents' batting average (35-for-185).

**45FB (95-98), SL (90.1), SNK (96.5)**

**CONSECUTIVE BATTERS RETIRED:** 3 (8/12)

**SCORELESS STREAK:** 1.0 IP (8/12)

2023: Opened the season with the Frederick team in the independent Atlantic League, pitched 5 games with 3.00 ERA (2 ER in 6.0 IP) and was signed by Kansas City as a minor league free agent on 5/12, then assigned to NW Arkansas (AA) on 5/30 ... pitched 19 games (2 starts) for NWA and went 1-1 with a 2.97 ERA (11 ER in 33.1 IP) with 28 strikeouts to 8 walks (3.5 K/BB) ... assigned to Omaha on 8/10.

2022: After being outrighted off the 40-man roster by Arizona in December 2021, opened the season with Amarillo (AA) and pitched 17 games for the Sod Poodles, before being released on 6/6 ... finished the year with the York Revolution in the independent Atlantic League and pitched in 33 games, with a 2-2 record and 6.43 ERA (25 ER in 35.0 IP).

2021: Was selected by the Texas Rangers from the Dodgers organization with the 2nd pick in the 2020 Rule 5 Draft and made the Rangers' Opening Day roster in 2021, made his MLB debut 4/7/21 @ Kansas City with 3 ER in 1.0 IP ... was designated for assignment 6/23/21 after posting a 8.44 ERA over 19 games for Texas ... claimed off waivers by Arizona on 6/25 and went 2-2 with a 6.56 ERA and 15 strikeouts over 28 relief appearances, then was designated for assignment in November.

**SNK (94.7), CUT (89.2), CB (83.1)**

**CONSECUTIVE BATTERS RETIRED:** 1 (8/15)

**SCORELESS STREAK:** 0.2 IP (8/15)

2023: For the 2nd straight year, made his spring debut with a scoreless Cactus League inning against his dad's Seattle Mariners, on 2/26 ... opened the regular season with NW Arkansas (AA), pitched 10.1 scoreless innings with 1 ER and 13 K across 7 relief outings ... assigned to Omaha (AAA) on 5/3, has not allowed an earned run in 15 of 26 outings with Omaha, a streak of 6 straight scoreless games from 6/8 to 6/30 with 1 ER in 9.2 IP in June (0.93 ERA).

2022: Pitched a scoreless Cactus League inning with a strikeout on 3/29 against his dad's Seattle Mariners ... spent the entire season with NW Arkansas (AA) and led the Naturals with 42 games pitched ... 11.87 K/9 ranked second among Royals minor leaguers (min. 60.0 IP), .212 opponents' batting average and 28.1% K% ranked 3rd.

MISC: Full name is *Jonah Seaver Dipoto*, after Tom Seaver ... father Jerry Dipoto is currently the President of Baseball Operations for the Seattle Mariners, formerly their GM.

**SNK (93-95), SL (81.7), CB (80.2)**

**CONSECUTIVE BATTERS RETIRED:** 0

**SCORELESS STREAK:** 0.0 IP

2023: Opened the year in Omaha's rotation, on his 4th stint with the Storm Chasers after 3 stints with the Royals ... in 12 MLB games, has a 7.20 ERA (12 ER in 15.0 IP) with 9 strikeouts and 2 walks ... first 13 Triple-A appearances were starts, his last 5 have been in relief, including the first two times as the "bulk" pitcher behind an opener ... 2 of first 4 starts were quality starts, 4/7 vs. TOL (6.0 IP, 2 ER) and 4/19 vs. GWN (7.0 IP, 3 ER).

2022: Split the season between KC and Omaha, making 21 starts over four stints with the Royals, plus nine starts with the Chasers ... 21 MLB starts ranked 7th among Major League rookies ... opened the year in Triple-A, made 6 starts before his first call-up to KC on 5/12 ... across all nine outings with Omaha, struck out 45 in 39.1 innings (10.3 K/9).

2021: Named Kansas City's Double-A Pitcher of the Year with NW Arkansas (AA) and spent much of the season with the Naturals before making his MLB debut with Kansas City on 9/17 and finishing the year with the Royals ... in 22 appearances (21 starts) with NWA, went 7-3 with a 3.33 ERA (39 ER in 105.1 IP) and 120 strikeouts (10.3 K/9).

**45FB (92-94), CB (79.2), SWP (92.9), CH (85.5)**

**CONSECUTIVE BATTERS RETIRED:** 1 (8/15)

**SCORELESS STREAK:** 0.1 IP (8/15)

*Ranked by MLB Pipeline as the No. 28 Royals prospect ... Ranked by Baseball America as the No. 22 Royals prospect*

2023: Opened the season back with NW Arkansas (AA) and appeared in 21 games out of the bullpen, with a 3.38 ERA (11 ER in 29.1 IP) and 44 strikeouts to 14 walks ... did not allow a run over his final 11.0 IP (6 games) with NWA ... promoted to Omaha on 6/13, made his Triple-A debut on 6/14 vs. COL with 2.0 scoreless IP, 5 K including his first 3 ... **fastball averages 97.3, max of 100.7 mph ... threw 0.1 IP in Futures Game on 7/8 in Seattle, 2 BB and took the L ... after allowing 3 ER in his first 15.2 IP (1.72 ERA) and 12 games ... in his last 6 games, has allowed 11 ER in his last 6.1 IP (15.63 ERA).**

2022: Opened the season on Injured List with shin splints, assigned to NW Arkansas (AA) on May 14, where he spent the entire season ... over 30 outings (3 starts), had a 10.51 ERA (51 ER in 43.2 IP) and 55 strikeouts to 51 walks (1.08 K/BB) ... among Royals Minor League pitchers (min. 40.0 IP), his 11.34 K/9 ranked 6th-best, and 22.0% BB% was last.

2021: Began his professional career in Quad Cities (A+), pitching in 36 games out of the bullpen for the River Bandits ... went 7-1 with four saves and a 3.58 ERA (25 ER in 70.1 IP) and 121 strikeouts ... named an MiLB.com Organization All-Star and recognized as the Royals' Pitching Prospect of the Year by MLB Pipeline.

**45FB (96-99), CB (82.3), CUT (88.6)**

**CONSECUTIVE BATTERS RETIRED:** 4 (8/11)

**SCORELESS STREAK:** 1.1 IP (8/11)

2023: Has 3 stints with Omaha (3/31-5/16, 5/20-6/2 & 6/24-present) ... 13 of 29 appearances with the Chasers have been scoreless ... has allowed 2+ runs in 10 of 28 ... earned his first professional save with 1.2 scoreless innings on 5/5 vs. LOU ... in two stints with Kansas City, has a 6.17 ERA (8 ER in 11.2 IP) over 8 games with 14 strikeouts, with 3 scoreless outings ... threw first 1-2-3 inning of 2023 with OMA in 9th inning 7/14 vs. IND, Has 5 since.

2022: Made his first Opening Day roster with Kansas City, but only pitched in 7 games over three stints with the Major League club, also making 20 starts with Omaha (AAA) across three stints ... allowed less than two earned runs in 8 of his 20 starts with Omaha, including three scoreless outings.

2021: Kansas City's Paul Spillitoff Minor League Pitcher of the Year, given to the top pitcher in the organization, also Omaha's Pitcher of the Year, the Triple-A East Pitcher of the Year and a Triple-A East postseason All-Star ... made 17 appearances (16 starts) and went 9-4 with a 3.46 ERA (31 ER in 80.2 IP) and a Triple-A best 11.5 strikeouts (12.8 K/9).

**45FB (95-98), SL (85.9), CH (86.1)**

**CONSECUTIVE BATTERS RETIRED:** 1 (8/15)

**SCORELESS STREAK:** 0.1 IP (8/15)

2023: Opened the season with NW Arkansas (AA) and pitched 9.2 scoreless innings with 11 strikeouts across 8 relief outings, allowed 4 H and 4 BB for a 0.83 WHIP and .129 BAA ... assigned to Omaha (AAA) on 5/3 and made his Triple-A debut 5/5 vs. LOU, struck out his first 2 batters in a 1-2-3 7th inning ... **four straight scoreless between 5/13 and 5/24 ... has not allowed an earned run in 17 of 29 OMA appearances this year, has two 3.0 IP outings.**

2022: Opened the season with Quad Cities (A+) and pitched 5.2 scoreless innings with nine strikeouts, across three relief outings ... assigned to NW Arkansas (AA) on 4/21, where he ended the season ... earned decisions in 5 of first 6 outings with Naturals (3 W, 1 L, 1 SV) ... 13 of 33 NWA outings were scoreless, allowed 1 ER or less in 20 of 43 ... made first pro start 6/22 vs. SPR ... was on the Injured List from 8/18 to 9/1, threw scoreless 8th inning in first outing back 9/3.

MISC: Graduated from the Colorado School of Mines with a mechanical engineering degree, threw 224.2 innings, but also hit .288 with a 1.142 OPS as an outfielder.

**SNK (92-94), SL (83.2), CH (86.5)**

**CONSECUTIVE BATTERS RETIRED:** 1 (8/12)

**SCORELESS STREAK:** 1.0 IP (8/12)

2023: Has not allowed an earned run in 28 of his team-best 44 appearances, 4th in the league in games pitched ... has allowed 2+ ER in 12 outings ... threw 2.0 perfect innings 5/6 vs. LOU, season-high 2.1 shutout innings 6/7 @ IND ... 8 of his last 13 outings have been scoreless ... has 11 outings of 1.0 IP+ this season, including opener starts 7/16 vs. IND & 8/1 @ LOU ... has 9 scoreless outings that have lasted less than 1.0 inning.

2022: Split his first full season in the Twins organization between Wichita (AA) and St. Paul (AAA), earned Minnesota MiLB.com Organization All-Star honors as a relief pitcher ... posted a 1.57 ERA (11 ER in 63.0 IP) with 76 strikeouts against 29 walks (10.86 K/9 and 2.62 K/BB) across 50 games between the two levels, the best ERA in 2022 among all MiLB relievers that made 50+ appearances and threw a minimum of 60.0 IP.

2021: Began the season in the Cardinals organization, acquired by Minnesota via trade on July 30 ... split the year between Peoria (A+), Springfield (AA) and Wichita (AA), combining to pitch in 39 games with a 3-1 record and 3.91 ERA (23 ER in 53.0 IP), striking out 69 with 35 walks.

**SNK (90-92), SL (78.9), 45FB (89.9), CH (84.2)**

**CONSECUTIVE BATTERS RETIRED:** 0

**SCORELESS STREAK:** 0.0 IP

2023: Opened the season with Omaha and pitched in 28 games before his first call-up of the season on 7/1 ... pitched in 5 games with KC (first 3 were scoreless) with a 7.71 ERA (4 ER in 4.2 IP) and optioned back to Omaha 7/16 ... 19 of 37 appearances with Omaha have been scoreless, including 5 straight between May 10 and 19 ... has allowed more than 1 run six times this year with the Chasers.

2022: Made the Opening Day Roster and his MLB debut with Kansas City ... in his first season in the big leagues, started and ended the season with Kansas City ... pitched in 42 games across five stints with the Royals, going 4-2 with a 6.55 ERA (25 ER in 34.1 IP) ... began his career with 5.1 scoreless innings over 6 games, and pitched in 27 of KC's first 56 games during his first stint from Opening Day through 6/9 ... also appeared in 20 games with Omaha (AAA) with a 5.40 ERA (13 ER in 21.2 IP) and 12 scoreless outings.

2021: Split the season between NW Arkansas (AA) and Omaha, making a career-high 48 appearances with a career-high 64 strikeouts and 26 walks ... joined the Storm Chasers a week into the season, returned to NWA on June 6, transferred back to Triple-A on August 24 ... posted a 3.15 ERA in 25 Double-A outings before returning to Omaha.

**SNK (94-96), SL (84.0), CH (90.6)**

**CONSECUTIVE BATTERS RETIRED:** 1 (8/15)

**SCORELESS STREAK:** 2.1 IP (8/11 to 8/15)

### CAREER HIGHS

IP	4.2	7/28/17 @ Everett
K	6	(5x) Last: 7/15/18 @ Charleston
BB	4	(2x) Last: 6/22/18 vs. West Virginia
H	6	7/23/16 vs. AZL Dodgers
ER	5	5/24/18 vs. Delmarva
NP	67	7/1/17 @ Boise
IP	2.2	(2x) Last: 5/14/22 vs. Wisconsin
K	6	5/3/22 @ Cedar Rapids
BB	4	4/8/22 @ South Bend
H	4	(3x) Last: 7/16/22 vs. Indianapolis
ER	6	6/17/22 vs. Arkansas
NP	48	4/8/22 @ South Bend
IP	4.0	(2x) Last: 6/23/18 @ GCL Red Sox
K	6	(3x) Last: 8/25/19 vs. Danville
BB	5	7/9/18 vs. GCL Rays
H	5	(3x) Last: 5/14/21 vs. Clearwater
ER	6	(2x) Last: 8/10/23 vs. Iowa
NP	54	5/8/21 @ Bradenton
IP	6.0	(3x) Last: 8/24/18 @ Orem
K	7	6/28/18 @ Orem
BB	4	(2x) Last: 5/7/19 @ Kane County
H	9	(2x) Last: 8/29/18 vs. Idaho Falls
ER	6	8/19/18 vs. Billings
NP	94	8/24/18 @ Orem
IP	3.0	(4x) Last: 5/16/21 vs. Cedar Rapids
K	6	5/16/21 vs. Cedar Rapids
BB	4	(2x) Last: 4/8/22 @ Springfield
H	5	8/24/22 vs. Springfield
ER	4	(3x) Last: 8/11/23 vs. Iowa
NP	50	8/24/22 vs. Springfield
IP	7.0	(4x) Last: 4/19/23 vs. Gwinnett
K	12	6/25/19 vs. Columbia
BB	6	(2x) Last: 5/25/22 @ ARIZONA
H	11	5/21/23 vs. Toledo
ER	11	4/13/23 @ Iowa
NP	108	9/3/22 @ DETROIT
IP	3.0	(5x) Last: 8/12/21 vs. Beloit
K	6	(5x) Last: 8/12/21 vs. Beloit
BB	5	(2x) Last: 6/2/22 vs. Corpus Christi
H	6	8/24/22 vs. Springfield
ER	7	8/24/22 vs. Springfield
NP	56	7/1/21 vs. Cedar Rapids
IP	8.0	(2x) Last: 8/24/19 @ Frisco
K	10	(2x) Last: 7/3/21 @ St. Paul
BB	5	(3x) Last: 5/31/22 vs. Indianapolis
H	11	(2x) Last: 6/14/22 @ Iowa
ER	9	6/14/22 @ Iowa
NP	107	6/8/19 vs. Fayetteville
IP	3.2	7/16/21 @ Myrtle Beach
K	5	(2x) Last: 4/15/22 vs. Cedar Rapids
BB	4	(3x) 8/17/22 vs. San Antonio
H	5	(4x) Last: 8/13/22 @ Arkansas
ER	6	8/17/22 vs. San Antonio
NP	58	6/22/22 vs. Springfield
IP	3.0	(5x) Last: 6/18/21 @ Wichita
K	5	(4x) Last: 8/20/21 @ Springfield
BB	3	(6x) Last: 7/16/23 vs. Indianapolis
H	5	(3x) Last: 8/12/21 @ Tulsa
ER	4	(4x) Last: 8/9/23 vs. Iowa
NP	55	8/20/21 @ Springfield
IP	6.0	4/8/18 vs. Charleston
K	5	(2x) Last: 6/30/21 @ Springfield
BB	3	(5x) Last: 8/1/23 @ Louisville
H	11	9/2/18 @ Greenville
ER	7	5/14/21 @ Columbus
NP	90	4/13/18 @ Augusta





RELIEVERS		ENTRANCE SITUATION			INNING ENTERING THE GAME										INHERITED RUNNERS			1-2-3 INNINGS		
PITCHER		LEAD	TRAIL	TIED	1	2	3	4	5	6	7	8	9	10+	BR INHER.	BR SCORE	% SCORE	TOTAL	POSSIBLE	% 1-2-3
48 Barlow, Joe		-	1	1	1	-	-	-	-	1	-	-	-	-	1	0	-	0	4	0.0%
31 Bowlin, Jonathan		2	-	-	-	-	1	-	-	-	-	-	-	-	-	-	-	2	8	25.0%
50 Castillo, Max		-	1	-	-	-	-	-	1	-	-	-	-	-	-	-	-	2	4	50.0%
32 Chamberlain, Christian		6	8	3	-	-	1	1	2	2	3	4	4	-	6	1	16.7%	3	13	23.1%
46 Cruz, Steven		2	7	1	-	-	-	-	-	2	1	5	1	-	5	2	40.0%	4	9	44.4%
36 de Geus Brett		1	2	-	-	-	1	-	1	-	1	-	-	-	1	1	100.0%	0	3	0.0%
55 Dipoto, Jonah		7	16	3	-	-	1	2	2	9	3	6	2	1	22	11	50.0%	7	22	31.8%
54 Heasley, Jonathan		3	4	1	-	-	-	1	-	1	-	1	-	-	-	-	-	2	11	18.2%
62 Klein, Will		13	4	1	-	-	-	-	2	3	4	9	-	-	5	2	40.0%	7	20	35.0%
37 Kowar, Jackson		12	15	2	-	-	1	2	7	4	7	5	3	-	23	13	56.5%	5	32	15.6%
35 Parrish, Drew		1	-	-	-	-	-	1	-	-	-	-	-	-	-	-	-	2	3	66.7%
40 Pennington, Walter		12	14	4	-	-	-	4	3	11	6	3	3	-	10	6	60.0%	11	28	39.3%
45 Sisk, Evan		16	19	6	-	-	1	1	1	9	11	11	6	1	24	10	41.7%	6	26	23.1%
43 Snider, Collin		18	17	2	-	-	-	1	-	6	10	13	6	-	11	5	45.5%	6	28	21.4%
56 Veneziano, Anthony		1	-	-	-	-	-	-	1	-	-	-	-	-	-	-	-	0	1	0.0%
SEASON (INCLUDING INACTIVE)		170	174	38	1	0	15	15	38	74	84	83	69	3	179	79	44.1%	104	373	27.9%

## STORM CHASERS BULLPEN USAGE (PITCH COUNT, LAST TWO WEEKS)

DAY OF WEEK	TUE	WED	THU	FRI	SAT	SUN	MON	TUE	WED	THU	FRI	SAT	SUN	LAST OMAHA RELIEF APPEARANCE									
DATE	8/8	8/9	8/10	8/11	8/12	8/13	8/14	8/15	8/16	8/17	8/18	8/19	8/20	GAME	IP	H	R	ER	BB	SO	HR	BF	
48 Barlow, Joe		38			49 (START)									WED 8/9 vs. Iowa	2.1	2	0	0	2	1	0	11	
32 Chamberlain, Christian (L)	26		12											THU 8/10 vs. Iowa	1.0	1	0	0	0	2	0	4	
46 Cruz, Steven			29		9									SAT 8/12 vs. Iowa	1.0	0	0	0	0	1	0	3	
36 de Geus Brett			34		49			11						TUE 8/15 @ Toledo	1.0	1	0	0	0	0	0	3	
55 Dipoto, Jonah	19			16										FRI 8/11 vs. Iowa	0.2	4	4	4	1	1	2	7	
54 Heasley, Jonathan				19 (W)				32						TUE 8/15 @ Toledo	1.2	2	1	1	0	1	0	7	
62 Klein, Will		24		39										FRI 8/11 vs. Iowa	1.2	2	1	1	2	3	0	9	
37 Kowar, Jackson		36			38			19						TUE 8/15 @ Toledo	1.0	2	1	1	0	1	0	5	
40 Pennington, Walter (L)	28		11		21									SAT 8/12 vs. Iowa	1.0	0	0	0	2	0	0	4	
45 Sisk, Evan (L)		37		16										FRI 8/11 vs. Iowa, L	0.0	2	2	2	1	0	0	3	
43 Snider, Collin		32		14				17						TUE 8/15 @ Toledo, W	1.1	2	0	0	0	0	0	5	

OMAHA STARTING PITCHER SPLITS						1ST PITCH STRIKES			1-2-3 INNINGS			OMAHA STARTERS VS. RELIEVERS		
	PITCHER	GS	W-L	TEAM W-L	R SUPPORT	SUPPORT/GS	FPS	TBF	% FPS	TOTAL	POSSIBLE	% 1-2-3	STARTERS	RELIEVERS
50	Castillo, Max	15	3-6	5-10	33	2.20	214	336	63.7%	26	75	34.7%		
35	Parrish, Drew	14	3-4	8-6	59	4.21	136	272	50.0%	12	51	23.5%	23-27	W-L 28-32
54	Heasley, Jonathan	13	1-5	7-6	36	2.77	174	296	58.8%	18	62	29.0%	5.30	ERA 5.80
56	Veneziano, Anthony	11	4-2	6-5	31	2.82	140	232	60.3%	18	55	32.7%	487.2	INNINGS 479.1
	Cox, Austin	9	2-1	5-18	27	3.00	90	161	55.9%	14	40	35.0%	505 (93)	HITS (HR) 487 (63)
	Mayers, Mike	8	2-1	3-5	15	1.88	99	160	61.9%	9	34	26.5%	300 (287)	R (ER) 351 (309)
31	Bowlin, Jonathan	6	2-3	2-4	6	1.00	75	117	64.1%	6	25	24.0%	222	BB 321
	Zerpa, Angel	6	0-2	1-5	16	2.67	57	126	45.2%	8	26	30.8%	436	K 534
	Ragans, Cole	4	2-1	3-1	15	3.75	42	81	51.9%	4	15	26.7%	1.49	WHIP 1.69
	Lynch, Daniel	4	2-0	3-1	15	3.75	43	75	57.3%	6	17	35.3%	.268	AVG .263
47	Sisk, Evan	3	0-0	0-3	1	0.33	20	29	69.0%	1	6	16.7%		
	Yarbrough, Ryan	3	0-0	1-2	5	1.67	37	53	68.8%	5	14	35.7%		
	Marsh, Alec	3	2-0	2-1	14	4.67	46	66	69.7%	1	15	6.7%		
	Mengden, Daniel	3	0-0	3-0	7	2.33	19	49	38.8%	2	7	28.6%		
	Keller, Brad	2	0-0	1-1	5	2.50	12	19	63.2%	0	4	0.0%		
54	McArthur, James	2	0-0	1-1	5	2.50	12	19	63.2%	3	5	60.0%		
57	Hoffmann, Andrew	1	0-0	1-1	6	6.00	9	22	40.9%	1	4	25.0%		
48	Barlow, Joe	1	0-0	0-1	1	1.00	6	11	54.5%	0	2	0.0%		
	Martinez, Marcelo	1	0-1	0-1	1	1.00	13	22	59.1%	2	5	40.0%		
37	Kowar, Jackson	1	0-1	0-1	1	1.00	9	14	64.3%	0	2	0.0%		
		110			299	2.72	1,253	2,160	58.0%	136	464	29.3%		

## OMAHA STARTING PITCHER/CATCHER MATCHUPS

	PITCHER	LOGAN PORTER						JAKSON REETZ						JOSÉ BRICEÑO						FREDDY FERMIN						TOTALS											
		GS	W-L	ERA	IP	ER	BB	SO	GS	W-L	ERA	IP	ER	BB	SO	GS	W-L	ERA	IP	ER	BB	SO	GS	W-L	ERA	IP	ER	BB	SO	GS	W-L	ERA	IP	ER	BB	SO	
50	Castillo, Max	6	2-2	4.55	31.2	16	7	24	4	1-2	3.97	22.2	10	5	21	3	0-0	5.28	15.1	9	3	8	2	0-2	7.71	9.1	8	5	4	15	3-6	4.90	79.0	43	20	57	
35	Parrish, Drew	9	2-4	10.38	34.2	40	27	22	3	1-0	1.46	12.1	2	12	10	2	0-0	3.86	7.0	3	3	11	14	3-4	7.50	54.0	45	42	43	14	3-4	7.50	54.0	45	42	43	
54	Heasley, Jonathan	6	0-4	7.84	31.0	27	10	33	3	0-0	4.12	15.1	7	7	11	4	1-1	10.20	17.2	21	9	16	13	1-5	7.73	64.0	55	26	60	13	1-5	7.73	64.0	55	26	60	
56	Veneziano, Anthony	5	2-0	2.00	27.0	7	9	25	2	1-0	8.59	7.1	7	6	6	4	1-2	4.15	21.2	10	10	22	11	4-2	3.70	56.0	23	25	55	11	4-2	3.70	56.0	23	25	55	
	Cox, Austin	7	1-1	3.72	29.0	12	13	27	2	1-0	0.82	11.0	1	6	9	-	-	-	-	-	-	3	0-1	10.50	12	14	6	9	9	9	2-1	2.93	40.0	13	19	34	
	Mayers, Mike	-	-	-	-	-	-	-	5	2-0	4.91	22.0	12	11	20	-	-	-	-	-	-	3	0-1	10.50	12	14	6	9	9	8	2-1	6.88	34.0	26	17	29	
31	Bowlin, Jonathan	6	2-3	5.79	28.0	18	14	22	-	-	-	-	-	-	-	2	0-0	0.79	11.1	1	3	4	6	2-3	5.79	28.0	18	14	22	6	2-3	5.79	28.0	18	14	22	
	Zerpa, Angel	4	0-2	7.63	15.1	13	10	19	-	-	-	-	-	-	-	-	-	-	-	-	-	6	0-2	4.73	26.2	14	13	23	6	0-2	4.73	26.2	14	13	23		
	Ragans, Cole	4	2-1	4.82	18.2	10	10	22	-	-	-	-	-	-	-	-	-	-	-	-	-	4	2-1	4.82	18.2	10	10	22	-	-	-	-	-	-			
	Lynch, Daniel	1	1-0	0.00	6.0	0	0	5	3	1-0	5.25	12.0	7	3	13	-	-	-	-	-	-	-	4	2-1	4.82	18.2	10	10	22	-	-	-	-	-	-		
47	Sisk, Evan	1	0-0	3.86	2.1	1	2	3	-	-	-	-	-	-	-	2	0-0	4.50	4.0	2	3	2	3	0-0	4.26	6.1	3	5	5	4	2-0	3.50	18.0	7	3	18	
	Yarbrough, Ryan	1	0-0	3.86	4.2	2	1	9	-	-	-	-	-	-	-	2	0-0	0.00	10.0	0	1	9	3	0-0	1.23	14.2	2	2	18	3	0-0	1.23	14.2	2	2	18	
	Marsh, Alec	3	2-0	2.40	15.0	4	7	19	1	0-0	3.00	3.0	1	1	4	-	-	-	-	-	-	3	2-0	2.40	15.0	4	7	19	3	2-0	2.40	15.0	4	7	19		
	Mengden, Daniel	2	0-0	5.87	7.2	5	4	5	1	0-0	3.00	3.0	1	1	4	-	-	-	-	-	-	3	0-0	5.06	10.2	6	5	9	3	0-0	5.06	10.2	6	5	9		
	Keller, Brad	1	0-0	4.50	2.0	1	2	3	-	-	-	-	-	-	-	1	0-0	0.00	2.0	0	3	0	2	0-0	2.25	4.0	1	5	3	2	0-0	2.25	4.0	1	5	3	
54	McArthur, James	1	0-0	0.00	3.0	0	0	5	-	-	-	-	-	-	-	1	0-0	0.00	2.0	0	3	0	-	0-0	0.00	5.0	0	0	7	2	0-0	0.00	5.0	0	0	7	
57	Hoffmann, Andrew	1	0-0	11.25	4.0	6	2	6	-	-	-	-	-	-	-	1	0-0	0.00	2.0	0	0	2	-	-	-	-	-	-	1	0-0	11.25	4.0	5	2	6	-	
48	Barlow, Joe	1	0-0	13.50	2.0	3	2	0	-	-	-	-	-	-	-	-	-	-	-	-	-	1	0-0	13.50	2.0	3	2	0	-	-	-	-	-	-			
	Martinez, Marcelo	1	0-1	9.00	5.0	5	1	3	-	-	-	-	-	-	-	-	-	-	-	-	-	1	0-1	9.00	5.0	5	1	3	-	-	-	-	-	-			
37	Kowar, Jackson	-	-	-	-	-	-	-	-	-	-	-	-	-	-	-	-	-	-	-	-	1	0-1	13.50	2.2	4	4	3	-	-	-	-	-	-			
	Relievers	-	15-18	5.92	270.2	204	184	300	-	4-8	5.29	98.2	58	64	119	-	4-5	6.95	55.2	43	42	58	-	5-1	4.97	54.1	30	31	57	-	27-32	5.80	479.1	309	327	534	
	TOTALS	60	29-36	5.79	537.2	346	305	552	23	11-10	4.62	204.1	105	115	213	15	5-7	4.80	122.0	65	65	105	12	6-6	6.99	103.0	80	58	100	110	51-59	5.55	967.0	596	543	970	
		CS/ATT		16/81		PCT	30.75%		CS/ATT		5/29	PCT	17.24%		CS/ATT		8/20	PCT	40.00%		CS/ATT		3/10	PCT	30.00%		CS/ATT		32/141		PCT	22.69%					





SO NICE, THEY DID IT TWICE (OR MORE)	MULTI-HIT GAMES					MULTI-RUN GAMES					MULTI-RBI GAMES					MULTI-BB GAMES					MULTI-K GAMES					MULTI-SB GAMES				
	2	3	4	5+	T	2	3	4	5+	T	2	3	4	5+	T	2	3	4	5+	T	2	3	4	5+	T	2	3	4	5+	T
19 Alexander, CJ	6	3	-	-	9	7	1	-	-	8	4	1	1	-	6	2	-	-	-	2	19	3	1	-	23	-	-	-	-	-
60 Briceño, José	1	-	-	-	1	-	-	-	-	-	-	-	-	-	-	-	-	-	-	-	3	1	-	-	4	-	-	-	-	-
17 Castellano, Angelo	11	4	-	-	15	8	-	-	-	8	8	2	-	-	10	5	2	-	-	7	9	1	-	-	10	1	-	-	-	1
6 Dungan, Clay	5	2	-	-	7	2	1	-	-	3	2	1	-	-	3	4	1	-	-	5	5	-	-	-	5	1	-	-	-	1
24 Eaton, Nate	14	3	-	-	17	4	2	-	-	6	6	-	-	-	6	1	-	-	-	1	12	2	-	-	14	1	1	-	-	2
28 Gentry, Tyler	20	2	2	-	24	4	3	-	-	7	6	4	1	1	12	11	2	-	-	13	16	8	-	-	24	-	-	-	-	-
18 Hicklen, Brewer	9	2	-	-	11	10	1	-	-	11	4	2	-	-	6	4	-	-	-	4	14	2	-	-	16	-	-	-	-	-
13 Loftin, Nick	15	3	2	-	20	4	-	-	-	4	7	7	1	-	15	1	-	-	-	1	6	-	-	-	6	-	-	-	-	-
34 Mann, Devin	1	-	-	-	1	-	-	-	-	-	-	-	-	-	-	1	-	-	-	1	3	1	-	-	4	-	-	-	-	-
4 Olivares, Edward	-	-	1	-	-	1	-	-	-	1	-	-	-	-	1	-	-	-	-	-	-	-	-	-	-	-	-	-	-	-
14 Porter, Logan	15	3	-	-	18	7	1	-	-	8	10	1	-	-	11	7	4	-	-	11	16	7	-	-	23	-	-	-	-	-
7 Rave, John	6	2	1	-	9	4	-	-	-	4	2	2	-	-	4	3	1	-	-	4	7	2	2	-	11	-	-	-	-	-
8 Thompson, Bubba	1	-	-	-	1	-	-	-	-	1	-	-	-	-	-	-	-	-	-	-	-	-	-	-	-	-	-	-	-	-
Beaty, Matt	4	-	-	-	4	1	-	-	-	1	2	-	-	-	2	1	-	-	-	1	1	-	-	-	1	-	-	-	-	-
Blanco, Dairon	10	6	1	-	17	9	1	-	-	10	3	2	-	-	5	5	1	-	-	6	3	2	-	-	5	9	3	1	-	13
Bradley, Tucker	14	2	-	-	16	6	1	-	-	7	4	4	-	-	8	8	-	-	-	8	7	-	1	-	8	4	-	-	-	4
Camargo, Johan	5	-	-	-	5	-	-	-	-	-	1	-	-	-	1	3	-	-	-	3	1	-	-	-	1	-	-	-	-	-
Fermin, Freddy	1	1	1	-	3	3	1	-	-	4	1	1	-	1	3	2	1	-	-	3	2	-	-	-	2	-	-	-	-	-
Garcia, Maikel	4	1	-	-	5	2	-	-	-	2	2	2	-	-	4	3	1	-	-	4	2	1	-	-	3	-	-	-	-	-
Hechavarria, Adeiny	3	1	-	-	4	1	-	-	-	1	1	2	1	-	4	1	-	-	-	1	3	1	-	-	4	-	-	-	-	-
Isbel, Kyle	3	-	-	-	3	1	-	-	-	1	1	1	-	-	2	1	-	-	-	1	1	-	-	-	1	-	-	-	-	-
Jenista, Greyson	-	-	-	-	-	-	-	-	-	-	-	-	-	-	-	-	-	-	-	-	2	-	-	-	2	-	-	-	-	-
Lopez, Nicky	1	-	-	-	1	-	-	-	-	-	-	-	-	-	-	1	-	-	-	1	-	-	-	-	-	-	-	-	-	-
Massey, Michael	-	-	-	-	-	1	-	-	-	1	-	-	-	-	-	-	-	-	-	-	1	-	-	-	1	-	-	-	-	-
Palacios, Jermaine	3	-	-	-	3	-	-	-	-	-	3	-	-	-	3	-	-	-	-	-	3	1	1	-	5	-	-	-	-	-
Pratto, Nick	-	1	-	-	1	1	-	-	-	1	2	-	-	-	2	3	-	-	-	3	2	1	-	-	3	-	-	-	-	-
Reetz, Jakson	4	2	-	-	6	-	-	-	-	-	1	-	-	1	2	2	-	-	-	2	5	2	1	-	8	-	-	-	-	-
Reyes, Frammil	1	-	-	-	1	1	-	-	-	1	1	-	-	-	1	-	-	-	-	-	1	1	-	-	2	-	-	-	-	-
Taylor, Samad	20	6	-	-	26	11	3	-	-	14	11	2	-	-	13	10	3	1	-	14	14	1	1	-	16	4	2	2	-	8
Velázquez, Nelson	-	-	-	-	-	-	-	-	-	-	-	-	-	-	-	-	-	-	-	-	2	-	-	-	2	1	-	-	-	1
Wallace, Paxton	1	1	-	-	2	-	-	-	-	-	-	-	-	-	-	-	-	-	-	-	-	-	-	-	1	-	-	-	-	-
Waters, Drew	1	-	3	-	4	2	2	-	-	4	1	1	-	-	2	1	-	-	-	1	1	2	-	-	3	-	-	-	-	-
	179	45	11	0	235	90	18	0	0	108	83	35	4	4	126	80	16	1	0	97	160	41	7	0	208	21	6	3	0	30

## HITTING STREAKS

PLAYER	CURRENT	LONGEST	DATES/RESULTS							
			START	END	AVG	2B	3B	HR	RBI	OPS
19 Alexander, CJ	-	5	4/29	5/6	.278 (5-18)	1	0	0	3	.611
60 Briceño, José	-	2 (3x)	7/29	8/4	.250 (2-8)	0	0	1	1	.958
17 Castellano, Angelo	4	4	8/10	8/15	.429 (6-14)	3	0	0	2	1.143
6 Dungan, Clay	-	9	7/14	7/30	.344 (11-32)	3	1	0	3	.917
24 Eaton, Nate	5	7	5/28	6/4	.345 (10-29)	1	1	1	2	.939
28 Gentry, Tyler	-	5	4/5	4/9	.350 (7-20)	1	0	1	6	.967
18 Hicklen, Brewer	-	8	6/13	6/22	.375 (12-32)	4	0	1	6	1.023
13 Loftin, Nick	3	12	5/16	5/30	.417 (20-48)	4	0	3	18	1.170
34 Mann, Devin	-	-	-	-	-	-	-	-	-	-
4 Olivares, Edward	-	-	-	-	-	-	-	-	-	-
14 Porter, Logan	2	9	6/20	7/2	.387 (12-31)	2	0	0	8	.965
7 Rave, John	3	9	6/13	6/25	.406 (13-32)	4	1	2	10	1.255
8 Thompson, Edward	-	-	-	-	-	-	-	-	-	-

BOLD indicates longest streak in 2023 among active players

Italics indicates longest personal streak is active

## ON-BASE STREAKS

CURRENT	LONGEST	DATES/RESULTS							
		START	END	AVG	2B	HR	BB	HBP	OBP
-	7	5/11	5/19	.250 (7-28)	2	3	3	0	.313
-	5	6/18	7/2	.235 (4-17)	0	0	2	1	.350
4	11	7/4	7/29	.389 (14-36)	4	1	6	0	.476
15	18	5/28	6/29	.316 (18-57)	1	0	14	1	.440
5	7 (2x)	7/5	7/16	.259 (7-27)	1	2	3	0	.323
5	11	6/7	6/21	.233 (10-43)	4	2	7	1	.346
-	16	6/8	6/30	.317 (20-63)	6	2	7	2	.397
3	16	5/10	5/30	.349 (22-63)	5	3	10	0	.427
-	6	8/3	8/9	.200 (4-20)	0	1	3	2	.360
-	-	-	-	-	-	-	-	-	-
6	30	5/24	7/5	.302 (32-106)	5	1	24	2	.433
3	20	6/13	7/9	.351 (26-74)	8	3	12	0	.437
-	-	-	-	-	-	-	-	-	-

Gold indicates career-best streak

## PITCHES/PLATE APPEARANCE &amp; PLATE APPEARANCE DEPTH

PLAYER	AVG. P/PA	TOTAL PA	TOTAL P	LONGEST PA (#)	DATE	INN.	PITCHER	RESULT
19 Alexander, CJ	4.04	239	966	9 (3x)	8/11 vs. IOW	▼ 8	Bailey Horn	Strikeout Swinging
60 Briceño, José	3.44	57	196	7	6/21 @ ROC	▲ 2	Paolo Espino	Strikeout Swinging
17 Castellano, Angelo	3.96	292	1,156	12	7/28 @ COL	▲ 4	Randy Labaut	Walk
6 Dungan, Clay	4.02	198	795	10 (2x)	6/2 vs. MEM	▼ 10	Jake Walsh	Walk
24 Eaton, Nate	3.90	240	936	10 (2x)	7/5 @ GWN	▲ 9	Roel Ramirez	Groundout (5-3)
28 Gentry, Tyler	4.25	453	1,926	12	6/7 @ IND	▲ 9	Cody Bolton	Walk
18 Hicklen, Brewer	3.81	240	915	10	6/3 vs. MEM	▼ 5	Zack Thompson	Strikeout Swinging
13 Loftin, Nick	3.50	302	1,058	9 (2x)	8/11 vs. IOW	▼ 4	Anthony Kay	Strikeout Looking
34 Mann, Devin	4.19	43	180	8 (2x)	8/15 @ TOL	▲ 1	Spencer Turnbull	Strikeout Looking
4 Olivares, Edward	2.60	5	13	4 (2x)	8/15 @ TOL	▲ 7	Jack O'Loughlin	Single
14 Porter, Logan	4.05	383	1,551	9	6/15 vs. COL	▼ 6	Cade Smith	Strikeout Looking
7 Rave, John	4.23	189	799	8 (3x)	8/11 vs. IOW	▼ 8	Cam Sanders	Strikeout Swinging
8 Thompson, Edward	4.00	3	12	5	8/15 @ TOL	▲ 7	Jack O'Loughlin	Groundout (4-3)
	3.97	2,644	10,503					

## PINCH-HITTING LOG (21)

#	DATE	INNING	PINCH HITTER	HITTING FOR	RESULT
1.	4/5 vs. Toledo	▼ 9	CJ Alexander	Angelo Castellano	Fielder's Choice (4-6)
2.	4/14 @ Iowa	▲ 8	Tucker Bradley	Angelo Castellano	2-RBI Double
3.	4/18 vs. Gwinnett	▼ 9	Tucker Bradley	Angelo Castellano	Strikeout Looking
4.	4/29 @ Nashville	▲ 8	Logan Porter	CJ Alexander	Strikeout Swinging
5.	5/7 vs. Louisville	▼ 9	CJ Alexander	Angelo Castellano	Groundout (4-3)
6.	5/10 @ Scranton/WB	▲ 8	CJ Alexander	Angelo Castellano	Strikeout Swinging
7.	5/12 @ Scranton/WB	▲ 8	Brewer Hicklen	Tucker Bradley	Flyout (F9)
8.	5/20 vs. Toledo	▼ 9	Tucker Bradley	Angelo Castellano	Strikeout Swinging
9.	5/27 @ St. Paul	▲ 7	Clay Dungan	Samad Taylor	Groundout, 6-3
10.	6/28 vs. Iowa	▼ 9	Paxton Wallace	Adeiny Hechavarria	Strikeout Swinging
11.	7/3 vs. Iowa	▼ 9	Angelo Castellano	Jermaine Palacios	Strikeout Swinging
12.	7/4 @ Gwinnett	▲ 8	Samad Taylor	José Briceño	Strikeout Looking
13.	7/6 @ Gwinnett	▲ 9	Brewer Hicklen	Angelo Castellano	Flyout (F9)
14.	7/20 vs. St. Paul	▼ 9	John Rave	Jermaine Palacios	Strikeout Looking
15.	7/20 vs. St. Paul	▼ 9	CJ Alexander	Angelo Castellano	Flyout (F7)
16.	7/21 vs. St. Paul	▼ 8	Nick Loftin	Tucker Bradley	Strikeout Swinging
17.	7/22 vs. St. Paul	▼ 8	Clay Dungan	José Briceño	RBI Single
18.	7/26 @ Columbus	▲ 8	Logan Porter	José Briceño	Walk
19.	7/26 @ Columbus	▲ 8	Tucker Bradley	Jermaine Palacios	Strikeout Swinging
20.	7/28 @ Columbus	▲ 9	Tucker Bradley	Matt Beaty	Flyout (F8)
21.	8/6 @ Louisville	▲ 8	Logan Porter	José Briceño	Groundout (5-3)

Omaha Pinch Hitters: 2-for-20, 2B, 3 RBI, 1 BB, 10 K

Most-Used Pinch Hitter:

Tucker Bradley (5x)

Most Frequently Pinch-Hit For:

Angelo Castellano (8x)

## PITCH TIMER VIOLATIONS CALLED ON OMAHA HITTERS (9)

DATE	INNING	UMPIRE	HITTER	COUNT AT CALL	BATTER RESULT (COUNT)
1. April 12 @ Iowa	▲ 9	Tom Hanahan	Samad Taylor (1)	0-1	Single (0-2)
2. June 3 vs. Memphis	▼ 8	Cody Clark	Johan Camargo (1)	0-0	Strikeout (0-2)
3. June 6 @ Indianapolis	▲ 1	Lew Williams	Dairon Blanco (1)	0-2	Strikeout (0-3)
4. June 20 @ Rochester	▲ 9	Steven Jascinski	Tyler Gentry (1)	0-0	Strikeout (0-2)
5. June 24 @ Rochester	▲ 3	Chris Marco	José Briceño (1)	0-0	Strikeout (2-2)
6. June 24 @ Rochester	▲ 8	Chris Marco	Adeiny Hechavarria (1)	0-0	Walk (3-2)
7. July 15 vs. Indianapolis	▼ 1	Austin Jones	John Rave (1)	0-0	Strikeout (0-2)
8. August 4 @ Louisville	▲ 7	Brock Ballou	José Briceño (2)	1-1	Lineout (1-2)
9. August 11 vs. Iowa	▼ 6	Chris Marco	CJ Alexander (1)	0-0	Strikeout (0-2)



## PITCHING

vs. Left-Handed Starter	13-18
vs. Right-Handed Starter	38-41
WITH Left-Handed Starter	26-30
WITH Right-Handed Starter	25-29
0-4 strikeouts	3-2
5-9 strikeouts	26-34
10+ strikeouts	22-22
0 runs of support	2-17
1-2 runs of support	14-29
3-4 runs of support	16-9
5-9 runs of support	16-4
10+ runs of support	2-0

## SCORING

1-Run Games	9-16
2-Run Games	11-5
3-4-Run Games	16-15
5+ Run Games	15-23
Extra Innings	2-2
Shutouts	2-1
Doubleheaders	1-1 (1 SPLIT)
Scoring 0-2 Runs	2-23
3-5 Runs	11-25
6-9 Runs	26-10
10+ Runs	12-1
Opponent 0-2 Runs	19-0
3-5 Runs	19-16
6-9 Runs	13-30
10+ Runs	0-13
Scored in 1st Inning	24-12
Opponent scored in 1st	20-21
Scores first	32-25
Opponent scores first	19-34

## HITTING

Omaha 0-5 hits	4-19
6-9 hits	16-26
10+ hits	31-14
Opponent 0-5 hits	10-5
6-9 hits	28-21
10+ hits	13-33
Out-hit opponent	35-12
Out-hit by opponent	11-42
Hits are tied	5-5
Hit 0 home runs	15-23
1 home run	16-23
2 home runs	8-9
3+ home runs	12-4
Opponent hit 0 home runs	20-8
1 home run	18-21
2 home runs	9-16
3+ home runs	4-14
Leave 0-5 runners on base	11-21
6-9 on base	30-26
10+ on base	10-12
Opponent leaves 0-5 runners on base	9-13
6-9 on base	26-38
10+ on base	16-8
Steals 0 bases	13-26
1 base	7-13
2 bases	14-10
3+ bases	17-10
Opponent steals 0 bases	23-22
1 base	18-17
2 bases	8-10
3+ bases	2-10

## FIELDING

Turned 0 double plays	19-23
1 double play	20-25
2 double plays	7-9
3+ double plays	5-2
Made 0 errors	34-20
1 error	12-27
2 errors	3-7
3+ errors	2-5
Opponent made 0 errors	23-32
1 error	16-17
2 errors	8-9
3+ errors	4-1

## TEAM HIGHS

LONGEST WIN STREAK *	11 Games	June 6 - June 18
LONGEST LOSING STREAK *	11 Games	August 1 - August 12
LONGEST HOME WINNING STREAK	6 Games	June 13 - June 18
LONGEST HOME LOSING STREAK	5 Games	April 18 - April 22
LONGEST ROAD WINNING STREAK	5 Games (2x)	Last: June 6 - June 10
LONGEST ROAD LOSING STREAK	6 Games	Last: August 1 - August 6
LARGEST MARGIN OF VICTORY	11 Runs	4/1 @ Indianapolis (12-1 Win)
LARGEST MARGIN OF DEFEAT	13 Runs (2x)	Last: 5/27 @ St. Paul (14-1 Loss)
LONGEST GAME, INNINGS	11 Innings	5/11 @ Scranton/Wilkes-Barre (4-3 Win)
LONGEST GAME, TIME	3:23	6/2 vs. Memphis (10-9 Win, 10 Innings)
LONGEST 9-INNING GAME, TIME	3:17	6/8 @ Indianapolis (15-7 Win)
SHORTEST 9-INNING GAME, TIME	2:00	7/18 vs. St. Paul (1-9 Win)
SHORTEST GAME, TIME	1:46	7/2 vs. Iowa, G2 (6-2 Loss)
LARGEST COMEBACK WIN	6 Runs, After 4th	5/6 vs. Louisville (11-9 Win)
LARGEST MARGIN OF LEAD SURRENDERED (LOSS)	5 Runs, After 7th	6/4 vs. Memphis (6-5 Loss)
MOST ERRORS, TEAM	3 (7x)	Last: 8/3 @ Louisville (11-2 Loss)
MOST ERRORS, PLAYER	3	Angelo Castellano 5/27 @ St. Paul (14-1 Loss)
LARGEST CROWD, HOME	9,023	7/3 vs. Iowa (7-6 Loss)
LARGEST CROWD, ROAD	11,084	7/25 @ Columbus (10-2 Loss)
WARMEST FIRST PITCH	90 Degrees	8/4 @ Louisville (8-3 Loss)
COLDEST FIRST PITCH	35 Degrees	4/5 vs. Toledo (7-6 Loss)

## OFFENSIVE HIGHS

MOST RUNS SCORED, GAME	16	5/17 vs. Toledo (16-8 Win)
MOST RUNS SCORED, INNING	10, 5th Inning	6/8 @ Indianapolis (15-7 Win)
MOST CONSECUTIVE INNINGS SCORED	5 (2x)	Last: 4th-8th Innings, 5/17 vs. Toledo (16-8 Win)
FEWEST HITS, GAME	2	5/20 vs. Toledo (4-1 Loss)
MOST HITS, GAME	18	5/17 vs. Toledo (16-8 Win)
MOST DOUBLES, GAME	7	5/17 vs. Toledo (16-8 Win)
MOST TRIPLES, GAME	2 (5x)	7/6 @ Gwinnett (9-6 Loss)
MOST HOME RUNS, GAME	5	7/30 @ Columbus (7-5 Win)
MOST EXTRA-BASE HITS, GAME	10	5/17 vs. Toledo (16-8 Win)
MOST RBI, GAME	15 (2x)	Last: 6/8 @ Indianapolis (15-7 Win)
MOST RUNNERS LOB, GAME	15	5/16 vs. Toledo (9-2 Loss)
MOST TOTAL BASES, GAME	34	5/17 vs. Toledo (16-8 Win)
MOST WALKS, GAME	11 (2x)	Last: 6/8 @ Indianapolis (15-7 Win)
MOST STRIKEOUTS, GAME	16 (2x)	Last: 8/11 vs. Iowa (9-4)
FEWEST STRIKEOUTS, GAME	3 (3x)	Last: 7/30 @ Columbus (7-5 Win)
MOST STOLEN BASES, GAME	7	5/26 @ St. Paul (6-4 Win)
MOST HIT BY PITCHES	4	5/6 vs. Louisville (11-9 Win)
MOST DOUBLE PLAYS GROUND INTO, GAME	4 (3x)	Last: 5/28 @ St. Paul (10-6 Loss)

## INDIVIDUAL OFFENSIVE HIGHS

MOST RUNS, GAME	3 (18x)	Last: Bubba Thompson, 8/15 @ Toledo (11-8 Win)
MOST HITS, GAME	4 (11x)	Last: Edward Olivares, 8/15 @ Toledo (11-8 Win)
MOST DOUBLES, GAME	2 (17x)	Last: Edward Olivares, 8/15 @ Toledo (11-8 Win)
MOST TRIPLES, GAME	1 (17x)	Last: Clay Dungan, 7/23 vs. St. Paul (3-1 Win)
MOST HOME RUNS, GAME	2 (5x)	Last: Brewer Hicklen, 7/14 vs. Indianapolis (13-5 Loss)
MOST TOTAL BASES, GAME	13	Drew Waters 5/21 vs. Toledo (8-4 Win)
MOST RBI, GAME	6	Freddy Fermin 4/8 vs. Toledo (13-8 Win)
MOST WALKS, GAME	4	Samad Taylor 7/26 @ Columbus (5-2 Win)
MOST STRIKEOUTS, GAME	4 (6x)	Last: John Rave, 8/11 vs. Iowa (9-4 Loss)
MOST STOLEN BASES, GAME ^	4 (3x) ....	Last: Samad Taylor, 7/5 @ Gwinnett (8-7 Loss, 10 Innings)
MOST HIT BY PITCHES, GAME	2 (2x)	Last: Dairon Blanco, 5/25 @ St. Paul (8-6 Loss)
MOST SACRIFICE FLIES, GAME	2 (2x)	Last: Samad Taylor, 4/30 @ Nashville (10-6 Win)
MOST DOUBLE PLAYS GROUND INTO, GAME	2 (4x)	Last: Brewer Hicklen, 5/28 @ St. Paul (10-6 Loss)

## PITCHING HIGHS

MOST RUNS ALLOWED, GAME	20	8/9 vs. Iowa (20-1 Loss)
MOST RUNS ALLOWED, INNING	9, 7th Inning	5/28 @ St. Paul (10-6 Loss)
FEWEST HITS ALLOWED, GAME	2	7/18 vs. St. Paul (1-9 Win)
MOST HITS ALLOWED, GAME	18	5/9 @ Scranton/Wilkes-Barre (14-2 Loss)
MOST TOTAL BASES ALLOWED, GAME	40	8/9 vs. Iowa (20-1 Loss)
FEWEST STRIKEOUTS, GAME	3	4/18 vs. Gwinnett (4-1 Loss)
MOST STRIKEOUTS, GAME	15	5/11 @ Scranton/Wilkes-Barre (11-2 Loss)
FEWEST WALKS ALLOWED, GAME	0 (2x)	Last: 7/23 vs. St. Paul (3-1 Win)
MOST WALKS ALLOWED, GAME	12	6/28 vs. Iowa (9-2 Loss)
MOST HOME RUNS ALLOWED, GAME	4	8/9 vs. Iowa (20-1 Loss)
MOST WILD PITCHES	4 (2x)	Last: 7/19 vs. St. Paul (9-4 Loss)
MOST HIT BATTERS *	5	7/19 vs. St. Paul (9-4 Loss)

## INDIVIDUAL PITCHING HIGHS

MOST RUNS ALLOWED, GAME	11	Jonathan Heasley 4/13 @ Iowa (14-1 Loss)
MOST EARNED RUNS ALLOWED, GAME ^	11	Jonathan Heasley 4/13 @ Iowa (14-1 Loss)
FEWEST HITS ALLOWED, GAME (STARTER)	1 (7x)	Last: Evan Sisk (2.1 IP), 8/1 @ Louisville (3-2 Loss)
MOST HITS ALLOWED, GAME	11	Jonathan Heasley 5/2 @ Toledo (8-6 Win)
MOST HOME RUNS ALLOWED, GAME ^	5 (2x) .....	Last: Austin Cox, 5/31 vs. Memphis (9-4 Loss)
MOST STRIKEOUTS	10	Anthony Veneziano 8/10 vs. Iowa (10-3 Loss)
MOST CONSECUTIVE STRIKEOUTS	5	Ryan Yarbrough 6/29 vs. Iowa (8-3 Win)
MOST WALKS ALLOWED, GAME	5 (4x)	Last: Drew Parrish, 8/3 @ Louisville (11-2 Loss)
MOST HIT BATTERS, GAME	3	Jonah Dipoto 7/19 vs. St. Paul (9-4 Loss)
MOST WILD PITCHES, GAME	3	Jackson Kowar 7/19 vs. St. Paul (9-4 Loss)
MOST INNINGS PITCHED, STARTER	7.0	Jonathan Heasley 4/19 vs. Gwinnett (6-2 Loss)
MOST PITCHES THROWN, STARTER	104 (2x)	Last: Anthony Veneziano, 8/10 vs. Iowa (10-3 Loss)
MOST INNINGS PITCHED, RELIEVER	4.1 (2x)	Last: Jonathan Bowlan, 7/2 vs. Iowa, G1 (11-1 Win)
MOST PITCHES THROWN, RELIEVER	94	Jonathan Bowlan 7/2 vs. Iowa, G1 (11-1 Win)

^ Indicates Storm Chasers Record Tied

\* Indicates Storm Chasers Record Set

## STATCAST LEADERS (TOP 10)

LONGEST MEASURED HOMER DISTANCE			HIGHEST BATTED BALL EXIT VELOCITY			HIGHEST PITCH VELOCITY			HIGHEST PITCH SPIN RATE		
Player	Distance (Pitcher)	Date	Player	Exit Velo (Batted Ball Type)	Date	Player	Pitch Velo (Pitch Result)	Date	Player	Spin Rate (Pitch Type)	Date
Tyler Gentry	471 (2-Run off Connor Thomas)	5/30 vs. MEM	CJ Alexander	115.3 (Double vs. Reese Olson)	4/7 vs. TOL	Will Klein	100.7 (Richie Martin, Foul Ball)	6/21 @ ROC	Jonah Dipoto	3,340 (94.6MPH Sinker vs. George Valera)	7/29 @ COL
Dairon Blanco	455 (Solo off Simeon Woods Richardson)	5/23 @ STP	Drew Waters	111.8 (Double vs. Sam Clay)	5/19 vs. TOL	Steven Cruz	100.3 (Zack Collins, Called Strike)	7/29 @ COL	Josh Dye	3,329 (81.2MPH Changeup vs. Joe Hudson)	4/21 vs. GWN
Brewer Hicklen	443 (3-Run off Miguel Diaz)	5/18 vs. TOL	Brewer Hicklen	111.7 (Single vs. Kent Emanuel)	6/9 @ IND	Steven Cruz	100.3 (Oscar Gonzalez, Foul Ball)	7/25 @ COL	Jon Heasley	3,090 (93.8MPH 45-Fastball vs. Abraham Toro)	4/30 @ NAS
Adair Hefner	433 (2-Run off Peyton Battenfield)	7/30 @ COL	Jose Briceño	111.5 (Groundout vs. Jared Jones)	7/16 vs. IND	Will Klein	100.3 (Jake Slaughter, Strikeout)	7/3 vs. IOW	Josh Staumont	3,058 (81.0MPH Curveball vs. Miguel Andujar)	3/31 @ IND
Nick Loftin	433 (3-Run off Brent Headrick)	5/24 @ STP	CJ Alexander	110.6 (Lineout vs. Cody Bolton)	6/10 @ IND	Steven Cruz	100.2 (Brayan Rocio Foul Ball)	7/29 @ COL	Jonah Dipoto	3,038 (80.6MPH Slider vs. Nick Martini)	8/2 @ LOU
Tyler Gentry	431 (3-Run off Hunter Stratton)	6/10 @ IND	Brewer Hicklen	110.4 (Double vs. Robert Gasser)	4/30 @ NAS	Will Klein	100.2 (Richie Martin, Foul Ball)	6/21 @ ROC	Jonah Dipoto	3,028 (82.2MPH Slider vs. Vaughn Grissom)	7/4 @ GWN
Brewer Hicklen	428 (2-Run off Juan Minaya)	7/14 vs. IND	CJ Alexander	109.9 (Home vs. Mitch Spence)	5/14 @ SWB	Will Klein	100.2 (Zack Collins, Strikeout)	6/14 vs. COL	Jonah Dipoto	3,027 (81.0MPH Slider vs. Alejo Lopez)	8/2 @ LOU
Freddy Fermin	428 (2-Run off Ashton Goudeau)	4/8 vs. TOL	Dairon Blanco	109.6 (Double Play vs. Kervin Castro)	4/7 vs. TOL	Steven Cruz	100.0 (Brayan Rocio Foul Ball)	7/29 @ COL	James McArthur	3,021 (82.8MPH Curveball vs. Jhonkensy Noel)	7/27 @ COL
Brewer Hicklen	426 (Solo off Ryan Loutos)	6/1 vs. MEM	Brewer Hicklen	109.5 (Home vs. D.J. Snelten)	5/14 @ SWB	Will Klein	99.9 (Matt Mervis, Strikeout)	7/3 vs. IOW	Jonah Dipoto	3,010 (80.5MPH Curveball vs. Kramer Robertson)	5/31 vs. MEM
Johan Camargo	426 (Solo off Randy Dobnak)	5/27 @ STP	Brewer Hicklen	109.4 Groundout vs. Tyler Chatwood)	6/10 @ IND	Steven Cruz	99.7 (Daniel Schneemann Foul Ball)	7/29 @ COL	Jonah Dipoto	3,008 (80.8MPH Slider vs. Masyn Winn)	5/31 vs. MEM



## THE LAST TIME OMAHA...

THREW A PERFECT GAME .....  
THREW A 9-INNING NO-HITTER ..... 6/20/1988 vs. Columbus (Luis Aquino, 2-0 win)  
THREW A 7-INNING NO-HITTER ..... 7/13/1990 @ Iowa [G1] (Gene Walter, 3-0 win)  
THREW A COMBINED NO-HITTER ..... 4/17/1997 vs. Oklahoma City (Jim Converse and Allen McMill, 2-0 win)

THREW A COMBINED 1-HITTER (9 INNINGS) ..... 8/26/2019 vs. Nashville (5-0 Win)  
Pitchers: Arnaldo Hernandez (8.0 IP), Gabe Speier (1.0 IP)

THREW A COMBINED 1-HITTER (7 INNINGS) ..... 7/18/2023 vs. St. Paul (1-0 Win)

THREW A COMBINED 2-HITTER (9 INNINGS) ..... 7/18/2023 vs. St. Paul (1-0 Win)  
Pitchers: Anthony Veneziano (5.0 IP), James McArthur (2.2 IP) & Walter Pennington (1.1 IP)

THREW A COMBINED 2-HITTER (7 INNINGS) ..... June 7, 2017 vs. Nashville (4-0 Loss)

GOT NO-HIT (9 INNINGS) ..... 6/29/2008 vs. Oklahoma [G1] (Dustin Nippert, 2-0 loss)

GOT NO-HIT (LESS THAN 9 INNINGS) ..... 8/15/2021 vs. Iowa (10-0 Loss)

GOT 1-HIT ..... 5/20/2023 vs. Toledo (4-1 Loss)

GOT 2-HIT ..... 5/20/2023 vs. Toledo (4-1 Loss)

THREW A COMBINED 9-INNING SHUTOUT ..... 7/18/2023 vs. St. Paul (1-0 Win)

THREW SHUTOUTS IN 3 STRAIGHT GAMES ..... 8/7/2018 vs. Salt Lake and 8/9 and 8/10/2018 @ Round Rock (5-0, 9-0, 2-0)

THREW BACK-TO-BACK SHUTOUTS ..... 8/9 and 8/10/2018 @ Round Rock (9-0 Win & 2-0 Win)

GOT SHUT OUT (9 INNINGS) ..... 4/26/2023 @ Nashville (5-0 Loss)

GOT SHUT OUT IN BACK-TO-BACK GAMES ..... 7/23 and 7/24/2022 vs. Iowa (10-0 Loss, 7-0 Loss)

GOT SHUT OUT IN 3 STRAIGHT GAMES ..... N/A (Since 2005)

GOT SHUT OUT (LESS THAN 9 INNINGS) ..... 5/28, 2022 @ Louisville [G2] (3-0 Loss)

HAD A 11-GAME WINNING STREAK ..... June 6 to June 18, 2023

HAD A 10-GAME WINNING STREAK ..... June 5 to June 16, 2012

HAD A 9-GAME WINNING STREAK ..... May 22 to June 1, 2021

HAD A 8-GAME WINNING STREAK ..... May 23 to May 30, 2010

HAD A 7-GAME WINNING STREAK ..... July 21 to July 26, 2015

HAD A 6-GAME WINNING STREAK ..... August 25 to August 31, 2021

HAD A 11-GAME LOSING STREAK ..... August 1 to August 12, 2023

HAD A 10-GAME LOSING STREAK ..... August 6 to August 16, 2006

HAD A 9-GAME LOSING STREAK ..... April 28 to May 5, 2003

HAD A 8-GAME LOSING STREAK ..... June 6 to June 14, 2016

HAD A 7-GAME LOSING STREAK ..... April 20 to April 28, 2019

HAD A 6-GAME LOSING STREAK ..... May 4 to May 9, 2018

STRUCK OUT 19+ OPPOSING HITTERS ..... 5/6/2021 vs. St. Paul (19)

STRUCK OUT 17+ OPPOSING HITTERS ..... 5/6/2021 vs. St. Paul (19)

STRUCK OUT 15+ OPPOSING HITTERS ..... 5/11/2023 @ Scranton/Wilkes-Barre (15)

STRUCK OUT 10+ OPPOSING HITTERS ..... 8/11/2023 vs. Iowa (13)

SCORED 20+ RUNS IN ONE GAME ..... 7/4/2022 vs. Toledo (20)

SCORED 15+ RUNS IN ONE GAME ..... 6/8/2023 @ Indianapolis (15)

SCORED 10+ RUNS IN ONE GAME ..... 8/15/2023 @ Toledo (11)

ALLOWED 20+ RUNS IN ONE GAME ..... 8/9/2023 vs. Iowa (20)

ALLOWED 15+ RUNS IN ONE GAME ..... 8/9/2023 vs. Iowa (20)

ALLOWED 10+ RUNS IN ONE GAME ..... 8/9/2023 vs. Iowa (20)

HAD 25+ HITS IN ONE GAME ..... 7/4/2022 vs. Toledo (27)

HAD 24+ HITS IN ONE GAME ..... 7/4/2022 vs. Toledo (27)

HAD 20+ HITS IN ONE GAME ..... 7/4/2022 vs. Toledo (27)

HAD 15+ HITS IN ONE GAME ..... 8/15/2023 @ Toledo (15)

HAD 10+ HITS IN ONE GAME ..... 8/15/2023 @ Toledo (15)

ALLOWED 22+ HITS IN ONE GAME ..... 8/2/2019 @ Reno (23)

ALLOWED 20+ HITS IN ONE GAME ..... 8/2/2019 @ Reno (23)

ALLOWED 15+ HITS IN ONE GAME ..... 8/15/2023 @ Toledo (15)

ALLOWED 10+ HITS IN ONE GAME ..... 8/15/2023 @ Toledo (15)

WALKED 14+ TIMES IN ONE GAME ..... 4/14/2022 vs. Louisville (14)

WALKED 10+ TIMES IN ONE GAME ..... 7/26/2023 @ Columbus (10)

WALKED 8+ TIMES IN ONE GAME ..... 8/11/2023 vs. Iowa (8)

ALLOWED 13+ WALKS IN ONE GAME ..... 5/8/2007 vs. Sacramento (13)

ALLOWED 10+ WALKS IN ONE GAME ..... 8/9/2023 vs. Iowa (11)

ALLOWED 8+ WALKS IN ONE GAME ..... 8/9/2023 vs. Iowa (11)

HIT 9+ HOME RUNS IN A GAME ..... 7/3/2022 vs. Toledo (9)

HIT 7+ HOME RUNS IN A GAME ..... 7/3/2022 vs. Toledo (9)

HIT 5+ HOME RUNS IN A GAME ..... 7/30/2023 @ Columbus (5)

HIT 3+ HOME RUNS IN A GAME ..... 7/30/2023 @ Columbus (5)

ALLOWED 7+ HOME RUNS IN A GAME ..... 8/9/2023 vs. Iowa (7)

ALLOWED 5+ HOME RUNS IN A GAME ..... 8/9/2023 vs. Iowa (7)

ALLOWED 3+ HOME RUNS IN A GAME ..... 8/9/2023 vs. Iowa (7)

HAD 2 PLAYERS HIT 2 HOME RUNS IN A GAME ..... Nate Eaton & Roman Quinn, 7/4/2022 vs. Toledo (20-6 win)

HIT BACK-TO-BACK HOME RUNS ..... 4/5/2023 vs. Toledo, 6th inning (7-6 loss)

THREW A 1-HITTER (9 INNINGS) ..... Tyler Gentry (3-run) & Logan Porter (solo)

THREW A 1-HITTER (7 INNINGS) ..... 5/21/2021 @ Iowa, 9th inning (9-8 loss)

THREW A 2-HITTER (9 INNINGS) ..... Anderson Miller (2-run), Sebastian Rivero (solo), Gabriel Cancel (solo)

THREW A 2-HITTER (7 INNINGS) ..... Arnaldo Hernandez, 7/21/2018 vs. Round Rock [G1]

THREW A 9-INNING COMPLETE GAME SHUTOUT ..... Luis Mendoza, 7/18/2011 @ Memphis

THREW A 7-INNING COMPLETE GAME SHUTOUT ..... Jake Kalish, 7/2/2018 vs. Nashville [G1]

THREW A 5-INNING COMPLETE GAME SHUTOUT ..... Anthony Lerew, 8/31/2010 vs. Round Rock [G1]

THREW A 9-INNING COMPLETE GAME ..... Arnaldo Hernandez, 8/15/2018 vs. Oklahoma City

THREW AN 8-INNING COMPLETE GAME ..... John Lannan, 6/16/2016 @ Oklahoma City

THREW A 7-INNING COMPLETE GAME ..... Austin Cox, 8/28/2022 vs. Scranton/WB [G1]

THREW A 6-INNING COMPLETE GAME ..... Matt Wright, 8/8/2008 @ Nashville [G2]

THREW A 5-INNING COMPLETE GAME ..... Trevor Oaks, 8/6/2018 vs. Salt Lake

STRUCK OUT 12 IN A GAME ..... Jakob Junis, 5/26/2017 @ Nashville

STRUCK OUT 11 IN A GAME ..... John Lamb, 7/9/2014 vs. Iowa

STRUCK OUT 10 IN A GAME ..... Anthony Veneziano, 8/10/2023 vs. Iowa

WALKED 7 IN A GAME ..... Josh Staumont, 5/24/2017 @ Nashville

WALKED 6 IN A GAME ..... Drew Parrish, 6/22/2022 vs. Columbus

WALKED 5 IN A GAME ..... Drew Parrish, 8/3/2023 @ Louisville

ALLOWED 6 HOME RUNS IN A GAME ..... Matt Wright, 8/18/2007 vs. Albuquerque

ALLOWED 5 HOME RUNS IN A GAME ..... Austin Cox, 5/31/2023 vs. Memphis

ALLOWED 4 HOME RUNS IN A GAME ..... Drew Parrish, 8/9/2023 vs. Iowa

ALLOWED 3 HOME RUNS IN A GAME ..... Max Castillo, 7/28/2023 @ Columbus

ALLOWED 2 HOME RUNS IN A GAME ..... Jonah Dipoto, 8/11/2023 vs. Iowa

THREW 120+ PITCHES IN A GAME ..... Brett Tomko, 5/8/2014 @ Round Rock (127)

THREW 115+ PITCHES IN A GAME ..... Luke Farrell, 6/8/2017 vs. Nashville (116)

THREW 110+ PITCHES IN A GAME ..... Christian Binford, 9/3/2017 vs. Iowa (110)

THREW 100+ PITCHES IN A GAME ..... Anthony Veneziano, 8/10/2023 vs. Iowa (104)

THREW 95+ PITCHES IN A GAME ..... Jonathan Bowlan, 8/11/2023 vs. Iowa (97)

THREW 90+ PITCHES IN A GAME ..... Jonathan Bowlan, 8/11/2023 vs. Iowa (97)

THREW A QUALITY START ..... Anthony Veneziano, 8/10/2023 vs. Iowa

THREW HIS OMAHA DEBUT ..... Jonathan Bowlan, 6/22/2023 @ Rochester

WON AN IMMACULATE INNING ..... Anthony Swarzak, 6/3/2021 vs. Iowa

## THE LAST TIME AN OMAHA HITTER...

HAD 6 HITS IN ONE GAME ..... Matt Diaz, 7/27/2005 @ Portland  
HAD 5 HITS IN ONE GAME ..... Dairon Blanco, 9/15/2022 @ Columbus  
HAD 4 HITS IN ONE GAME ..... Edward Olivares, 8/15/2023 @ Toledo  
HAD 3 HITS IN ONE GAME ..... Tyler Gentry, 8/6/2023 @ Louisville

HIT 3 HOME RUNS IN ONE GAME ..... Ryan McBroom, 6/13/2021 @ St. Paul

HIT 2 HOME RUNS IN ONE GAME ..... Brewer Hicklen, 7/14/2023 vs. Indianapolis

HIT 2 TRIPLES IN ONE GAME ..... Angel Franco, 5/6/2016 @ Iowa

HIT 4 DOUBLES IN ONE GAME ..... Jordan Parraz, 5/18/2010 @ Las Vegas

HIT 3 DOUBLES IN ONE GAME ..... Dairon Blanco, 9/15/2022 @ Columbus

HIT 2 DOUBLES IN ONE GAME ..... Nick Loftin, 7/27/2023 @ Columbus

HIT 2 SACRIFICE FLIES IN ONE GAME ..... Samad Taylor, 4/30/2023 @ Nashville

HIT A GRAND SLAM ..... Adeiny Hechavarria, 6/22/2023 @ Rochester

HIT AN INSIDE-THE-PARK HOME RUN ..... John Rave, 6/18/2023 vs. Columbus

LED OFF A HOME GAME WITH A HOME RUN ..... Nate Eaton, 6/17/2023 vs. Columbus

LED OFF A ROAD GAME WITH A HOME RUN ..... Drew Waters, 8/16/2022 @ Louisville

HIT A PINCH-HIT HOME RUN ..... Elier Hernandez, 5/22/2019 vs. Iowa

HIT A WALK-OFF HOME RUN ..... Nate Eaton, 5/31/2022 vs. Indianapolis

HIT A WALK-OFF GRAND SLAM ..... Jimmy Gorman, 5/7/2022 vs. Columbus

HIT A WALK-OFF PINCH-HIT HOME RUN ..... Chad Santos, 8/23/2005 vs. New Orleans

HIT FOR THE CYCLE ..... Jimmy Paredes, 5/12/2014 vs. New Orleans

HAD 11 RBI IN ONE GAME ..... Mike Moustakas, 8/30/2010 vs. Round Rock

HAD 9 RBI IN ONE GAME ..... Brett Eibner, 4/9/2014 vs. Memphis

HAD 8 RBI IN ONE GAME ..... Jimmy Paredes, 5/12/2014 vs. New Orleans

HAD 7 RBI IN ONE GAME ..... Brett Hayes, 4/14/2013 vs. Nashville

HAD 6 RBI IN ONE GAME ..... Freddy Fermin, 4/8/2023 vs. Toledo

HAD 5 RBI IN ONE GAME ..... Edward Olivares, 8/15/2023 @ Toledo

HAD 4 RBI IN ONE GAME ..... Adeiny Hechavarria, 6/22/2023 @ Rochester

SCORED 5 RUNS IN ONE GAME ..... Brett Eibner, 5/12/2014 vs. New Orleans

SCORED 4 RUNS IN ONE GAME ..... Maikel Garcia, 9/15/2022 @ Columbus

SCORED 3 RUNS IN ONE GAME ..... Bubba Thompson, 8/15/2023 @ Toledo

WALKED 4 TIMES IN ONE GAME ..... Samad Taylor, 7/26/2023 @ Columbus

WALKED 3 TIMES IN ONE GAME ..... Samad Taylor, 7/7/2023 @ Gwinnett

STOLE 4 BASES IN ONE GAME ..... Samad Taylor, 7/5/2023 @ Gwinnett

STOLE 3 BASES IN ONE GAME ..... Dairon Blanco, 6/10/2023 @ Indianapolis

STOLE 2 BASES IN ONE GAME ..... Samad Taylor, 7/21/2023 vs. St. Paul

STRUCK OUT 5 TIMES IN ONE GAME ..... Drew Waters, 8/10/2022 @ Toledo

STRUCK OUT 4 TIMES IN ONE GAME ..... John Rave, 8/11/2023 vs. Iowa

STRUCK OUT 3 TIMES IN ONE GAME ..... CJ Alexander, 8/11/2023 vs. Iowa

REACHED BASE 6 TIMES IN ONE GAME ..... Nicky Lopez, 7/27/2018 @ Fresno

REACHED BASE 5 TIMES IN ONE GAME ..... Tyler Gentry, 7/29/2023 @ Columbus

REACHED BASE 4 TIMES IN ONE GAME ..... Edward Olivares, 8/15/2023 @ Toledo

REACHED BASE IN EVERY TRIP TO THE PLATE (6 PA) ..... Brett Eibner, 4/9/2014 vs. Memphis

REACHED BASE IN EVERY TRIP TO THE PLATE (5 PA) ..... Tyler Gentry, 7/29/2023 @ Columbus

REACHED BASE IN EVERY TRIP TO THE PLATE (4 PA) ..... John Rave, 7/28/2023 @ Columbus

REACHED BASE IN EVERY TRIP TO THE PLATE (3 PA) ..... Angelo Castellano, 8/2/2023 @ Louisville

HAD 2 HOME RUNS IN THE SAME INNING ..... Brett Eibner: 5th Inning, 5/12/2015 vs. Memphis

HAD 2 DOUBLES IN THE SAME INNING ..... Clay Duncan: 6th Inning, 6/26/2022 vs. Columbus

HAD 2 HITS IN THE SAME INNING ..... Angelo Castellano: 3rd Inning, 7/2/2023 vs. Iowa [G1]

HAD 2 WALKS IN THE SAME INNING ..... Samad Taylor: 5th Inning, 6/8/2023 @ Indianapolis

REACHED 2 TIMES IN THE SAME INNING ..... Angelo Castellano: 3rd Inning, 7/2/2023 vs. Iowa [G1]

SCORED 2 RUNS IN THE SAME INNING ..... Dairon Blanco & Samad Taylor: 5th Inning, 6/8/2023 @ Indianapolis

HIT HOME RUNS IN 6 STRAIGHT GAMES ..... Steve Sisco, June 13 to June 21, 1998

HIT HOME RUNS IN 5 STRAIGHT GAMES ..... Cory Aldridge, July 27 to August 8, 2009

HIT HOME RUNS IN 4 STRAIGHT GAMES ..... Nick Pratto, August 19 to August 22, 2021

HIT HOME RUNS IN 3 STRAIGHT GAMES ..... Brent Rooker, September 23 to September 26, 2022

HIT HOME RUNS IN BACK-TO-BACK GAMES ..... Nate Eaton, August 10 and 11, 2023

HIT HOME RUNS IN BOTH GAMES OF A DOUBLEHEADER ..... Nick Pratto, 4/7/2022 @ Indianapolis

HIT HOME RUNS FROM BOTH SIDES OF THE PLATE, GAME ..... Tim Raines Jr., 8/20/2009 @ Tacoma

HIT HOME RUN IN FIRST OMAHA AT-BAT ..... Jakson Reetz, 8/28/2022 vs. Scranton/WB [G1]

HAD 2+ HITS IN 7 STRAIGHT GAMES ..... Johnny Giavotella, August 3 to August 14, 2014

HAD 2+ HITS IN 6 STRAIGHT GAMES ..... Dairon Blanco, September 10 to September 17, 2022

HAD 2+ HITS IN 5 STRAIGHT GAMES ..... MJ Melendez, September 25 to October 2, 2021

HAD A 20+ GAME HITTING STREAK ..... Frank Schwindel, 20 Games: July 22 to August 13, 2018

HAD A 18+ GAME HITTING STREAK ..... Frank Schwindel, 20 Games: July 22 to August 13, 2018

HAD A 16+ GAME HITTING STREAK ..... Frank Schwindel, 20 Games: July 22 to August 13, 2018

HAD A 14+ GAME HITTING STREAK ..... Dairon Blanco, 15 Games: May 15 to July 10, 2022

HAD A 12+ GAME HITTING STREAK ..... Nick Loftin, 12 Games: May 16 to May 30, 2023

HAD A 40+ GAME REACHED BASE STREAK ..... Shane Costa, 46 Games: April 14 to August 8, 2007

HAD A 35 to 39 GAME REACHED BASE STREAK ..... Alex Gordon, 39 Games: May 9 to June 19, 2010

HAD A 30 to 34 GAME REACHED BASE STREAK ..... Logan Porter, 30 Games: May 25 to July 5, 2023

HAD A 25 to 29 GAME REACHED BASE STREAK ..... Kelvin Gutierrez, 25 Games: April 5 to June 16, 2019

HAD A 20 to 24 GAME REACHED BASE STREAK ..... John Rave, 20 Games: June 13 to July 9, 2023

## THE LAST TIME AN OMAHA PITCHER...

THREW A 1-HITTER (9 INNINGS) ..... Luis Mendoza, 7/18/2011 @ Memphis

THREW A 1-HITTER (7 INNINGS) ..... Jeff Suppan, 6/21/2011 @ Nashville

THREW A 2-HITTER (9 INNINGS) ..... Arnaldo Hernandez, 7/21/2018 vs. Round Rock [G1]

THREW A 2-HITTER (7 INNINGS) ..... Arnaldo Hernandez, 7/21/2018 vs. Round Rock [G1]

THREW A 9-INNING COMPLETE GAME SHUTOUT ..... Luis Mendoza, 7/18/2011 @ Memphis

THREW A 7-INNING COMPLETE GAME SHUTOUT ..... Jake Kalish, 7/2/2018 vs. Nashville [G1]

THREW A 5-INNING COMPLETE GAME SHUTOUT ..... Anthony Lerew, 8/31/2010 vs. Round Rock [G1]

THREW A 9-INNING COMPLETE GAME ..... Arnaldo Hernandez, 8/15/2018 vs. Oklahoma City

THREW AN 8-INNING COMPLETE GAME ..... John Lannan, 6/16/2016 @ Oklahoma City

THREW A 7-INNING COMPLETE GAME ..... Austin Cox, 8/28/2022 vs. Scranton/WB [G1]

THREW A 6-INNING COMPLETE GAME ..... Matt Wright, 8/8/2008 @ Nashville [G2]

THREW A 5-INNING COMPLETE GAME ..... Trevor Oaks, 8/6/2018 vs. Salt Lake

STRUCK OUT 12 IN A GAME ..... Jakob Junis, 5/26/2017 @ Nashville

STRUCK OUT 11 IN A GAME ..... John Lamb, 7/9/2014 vs. Iowa

STRUCK OUT 10 IN A GAME ..... Anthony Veneziano, 8/10/2023 vs. Iowa

WALKED 7 IN A GAME ..... Josh Staumont, 5/24/2017 @ Nashville

WALKED 6 IN A GAME ..... Drew Parrish, 6/22/2022 vs. Columbus

WALKED 5 IN A GAME ..... Drew Parrish, 8/3/2023 @ Louisville

ALLOWED 6 HOME RUNS IN A GAME ..... Matt Wright, 8/18/2007 vs. Albuquerque

ALLOWED 5 HOME RUNS IN A GAME ..... Austin Cox, 5/31/2023 vs. Memphis

ALLOWED 4 HOME RUNS IN A GAME ..... Drew Parrish, 8/9/2023 vs. Iowa

ALLOWED 3 HOME RUNS IN A GAME ..... Max Castillo, 7/28/2023 @ Columbus

ALLOWED 2 HOME RUNS IN A GAME ..... Jonah Dipoto, 8/11/2023 vs. Iowa

THREW 120+ PITCHES IN A GAME ..... Brett Tomko, 5/8/2014 @ Round Rock (127)

THREW 115+ PITCHES IN A GAME ..... Luke Farrell, 6/8/2017 vs. Nashville (116)

THREW 110+ PITCHES IN A GAME ..... Christian Binford, 9/3/2017 vs. Iowa (110)

THREW 100+ PITCHES IN A GAME ..... Anthony Veneziano, 8/10/2023 vs. Iowa (104)

THREW 95+ PITCHES IN A GAME ..... Jonathan Bowlan, 8/11/2023 vs. Iowa (97)

## AFTER-INNING RECORDS

	LEADING	TRAILING	TIED
AFTER 1 INNING	20 - 9	11 - 18	20 - 32
AFTER 2 INNINGS	32 - 12	12 - 27	8 - 19
AFTER 3 INNINGS	32 - 15	8 - 30	11 - 14
AFTER 4 INNINGS	37 - 16	8 - 34	6 - 9
AFTER 5 INNINGS	36 - 15	9 - 38	6 - 7
AFTER 6 INNINGS	36 - 12	8 - 44	7 - 3
AFTER 7 INNINGS	38 - 8	7 - 45	5 - 5
AFTER 8 INNINGS	42 - 4	3 - 46	5 - 6

## STORM CHASERS BIG INNINGS

DATE	INNING	RUNS
1. June 8 @ Indianapolis	Top 5th	10
2. June 17 vs. Columbus	Bottom 4th	7
May 17 vs. Toledo	Bottom 1st	7
April 2 @ Indianapolis	Top 8th	7
5. July 2 vs. Iowa [G1]	Bottom 3rd	6
June 2 vs. Memphis	Bottom 5th	6
May 18 vs Toledo	Bottom 8th	6
April 8 vs. Toledo	Bottom 3rd	6

## SCORE BY INNINGS

	1	2	3	4	5	6	7	8	9	10	11+	TOTAL
Omaha	66	59	73	59	80	62	62	65	58	1	1	586
Opponents	67	66	68	58	84	106	74	67	59	2	0	651
<b>Difference</b>	<b>-1</b>	<b>-7</b>	<b>5</b>	<b>1</b>	<b>-4</b>	<b>-44</b>	<b>-12</b>	<b>-2</b>	<b>-1</b>	<b>-1</b>	<b>1</b>	<b>-65</b>

SCORE BY INNINGS V. TOLEDO	1	2	3	4	5	6	7	8	9	10	11+	TOTAL
Omaha	13	10	13	11	7	13	10	15	1	0	0	93
Toledo	3	12	11	7	7	13	9	12	4	0	0	78
<b>vs. Toledo Difference</b>	<b>10</b>	<b>-2</b>	<b>2</b>	<b>4</b>	<b>0</b>	<b>0</b>	<b>1</b>	<b>3</b>	<b>-3</b>	<b>0</b>	<b>0</b>	<b>15</b>

## MULTI-RUN INNINGS

	2	3	4	5	6	7	8	9	10+	TOTAL
Storm Chasers	76	39	19	5	4	3	-	-	1	147
Opponents	75	36	18	9	6	3	4	1	-	152

## RECORD BY RUNS SCORED/ALLOWED

RUNS	0	1	2	3	4	5	6	7	8	9	10	11	12	13+
SCORED	0 - 1	1 - 8	1 - 14	2 - 9	5 - 10	4 - 7	8 - 8	6 - 1	7 - 0	5 - 0	3 - 1	4 - 0	1 - 0	4 - 0
ALLOWED	2 - 0	9 - 0	8 - 0	8 - 3	7 - 6	4 - 6	5 - 9	2 - 5	4 - 8	2 - 9	0 - 4	0 - 2	0 - 2	0 - 5

## RECORD BY MARGIN OF VICTORY/DEFEAT

1 Run	2 Runs	3 Runs	4 Runs	5 Runs	6 Runs	7 Runs	8 Runs	9 Runs	10+ Runs
9 - 16	11 - 5	7 - 9	9 - 5	7 - 6	1 - 5	0 - 6	3 - 2	2 - 1	2 - 4

## 2023 STORM CHASERS MONTH BY MONTH

### HITTING

MONTH	AVG	G	AB	R	H	TB	2B	3B	HR	RBI	BB	IBB	SO	SB	CS	OBP	SLG	OPS	SAC	SF	HBP	GIDP	LOB
MARCH	.300	1	40	8	12	16	2	1	0	8	9	0	12	5	0	.429	.400	.829	0	0	0	0	14
APRIL	.250	24	799	124	200	352	49	2	33	118	99	0	204	38	8	.337	.441	.778	1	11	11	24	156
MAY	.269	26	885	148	238	386	53	7	27	131	120	0	218	58	13	.366	.436	.802	1	6	19	28	198
JUNE	.281	24	804	152	226	362	55	3	25	142	125	2	216	45	7	.380	.450	.830	7	15	13	20	184
JULY	.256	23	757	113	194	335	42	6	29	106	102	2	175	22	9	.347	.443	.790	0	8	8	11	166
AUGUST	.210	12	390	41	82	138	13	2	13	37	53	0	107	12	5	.310	.354	.664	0	1	4	12	83
SEPTEMBER																							
<b>TOTAL</b>	<b>.259</b>	<b>110</b>	<b>3675</b>	<b>586</b>	<b>952</b>	<b>1589</b>	<b>214</b>	<b>21</b>	<b>127</b>	<b>542</b>	<b>508</b>	<b>4</b>	<b>932</b>	<b>180</b>	<b>42</b>	<b>.354</b>	<b>.432</b>	<b>.786</b>	<b>9</b>	<b>41</b>	<b>55</b>	<b>95</b>	<b>801</b>

### PITCHING

MONTH	W	L	ERA	G	GS	CG	SHO	GF	HLD	SV	SVO	IP	H	R	ER	HR	HB	BB	SO	WP	BK	WHIP	AVG
MARCH	1	0	6.00	1	1	0	0	1	0	1	1	9.0	11	6	6	1	1	2	7	0	1	1.44	.297
APRIL	9	15	5.65	24	24	0	0	24	11	3	7	212.0	238	149	133	30	17	104	198	16	2	1.61	.284
MAY	12	14	5.61	26	26	0	1	26	17	6	12	229.1	247	162	143	46	15	126	235	13	1	1.63	.278
JUNE	17	7	4.35	24	24	0	0	24	17	6	11	215.1	187	109	104	26	7	127	219	13	1	1.46	.232
JULY	11	12	5.41	23	23	0	1	23	5	5	8	198.0	182	126	119	32	12	112	203	11	1	1.48	.245
AUGUST	1	11	7.93	12	12	0	0	12	3	0	4	103.1	127	99	91	21	9	72	108	5	0	1.93	.300
SEPTEMBER																							
<b>TOTAL</b>	<b>51</b>	<b>59</b>	<b>5.55</b>	<b>110</b>	<b>110</b>	<b>0</b>	<b>2</b>	<b>110</b>	<b>53</b>	<b>21</b>	<b>43</b>	<b>967.0</b>	<b>992</b>	<b>651</b>	<b>596</b>	<b>156</b>	<b>61</b>	<b>543</b>	<b>970</b>	<b>58</b>	<b>6</b>	<b>1.59</b>	<b>.265</b>

## 2023 WALK-OFF TRACKER (3 FOR, 10 AGAINST)

GAME #	DATE	OPPONENT	FINAL (INN.)	PLAYER	WINNING RUN	PITCHER	HOW	OUTS	COUNT
23	April 28	@ Nashville	L, 4-3 (9)	Brian Navarreto	Skye Bolt	Josh Dye	Throwing error by 3B Maikel Garcia	2	1-0
24	April 29	@ Nashville	L, 6-5 (10)	Keston Hiura	Eddy Alvarez	Evan Sisk	Infield single to SS Angelo Castellano	1	2-1
33	May 10	@ Scranton/WB	L, 4-3 (9)	Michael Hermosillo	Michael Hermosillo	Dylan Coleman	Solo home run to LF	0	2-1
36	May 13	@ Scranton/WB	L, 8-6 (9)	Ben Rortvedt	Estevan Florial	Brooks Kriske	3-run home run to RCF	1	2-2
45	May 24	@ St. Paul	L, 6-5 (9)	Jose Miranda	Andrew Stevenson	Brooks Kriske	RBI single to LF	0	1-1
53	June 2	vs. Memphis	W, 10-9 (10)	<b>Dairon Blanco</b>	<b>Brewer Hicklen</b>	<b>Jake Walsh</b>	<b>Sacrifice fly to RF</b>	<b>1</b>	<b>2-2</b>
71	June 24	@ Rochester	L, 3-2 (9)	Richie Martin	Christian Chamberlain	Wild Pitch		1	1-0
80	July 5	@ Gwinnett	L, 8-7 (10)	Luke Williams	Braden Shewmake	Brooks Kriske	RBI single to LF	0	2-1
87	July 18	vs. St. Paul	W, 1-0 (9)	<b>CJ Alexander</b>	<b>Nick Loftin</b>	<b>Josh Winder</b>	<b>RBI single to LCF</b>	<b>2</b>	<b>1-1</b>
90	July 21	vs. St. Paul	W, 5-4 (9)	<b>Logan Porter</b>	<b>Samad Taylor</b>	<b>Josh Winder</b>	<b>2-RBI double to LCF</b>	<b>1</b>	<b>0-1</b>
99	August 1	@ Louisville	L, 3-2 (9)	Alejo Lopez	Michael Siani	Will Klein	RBI double to CF	2	1-1
100	August 2	@ Louisville	L, 5-4 (9)	Nick Martini	Chuckie Robinson	Christian Chamberlain	Bases loaded hit by pitch	2	2-1
104	August 6	@ Louisville	L, 5-4 (9)	Jhonny Pereda	Jose Barrero	Will Klein	RBI single to RF	0	1-1

**Bold Indicates Omaha Walk-Off Win**

## 2023 STORM CHASERS EJECTIONS (5)

DATE	INNING	WHO (POSITION) / # IN 2023	WHY	UMPIRE (POSITION)
1. April 21 vs. Gwinnett	▼ 6	Mike Jirschele (Manager) / 1st	Balls/Strikes	Takahito Matsuda (Home Plate)
2. April 21 vs. Gwinnett	▲ 7	Dane Johnson (Pitching Coach) / 1st	Balk	Takahito Matsuda (Home Plate)
3. April 21 vs. Gwinnett	▼ 8	CJ Alexander (Designated Hitter) / 1st	Balls/Strikes	Takahito Matsuda (Home Plate)
4. May 11 @ Scranton/WB	▼ 9	Mike Jirschele (Manager) / 2nd	Hit By Pitch	Robert Nunez (Home Plate)
5. June 20 @ Rochester	▼ 6	Mike Jirschele (Manager) / 3rd	Fair/Foul on Home Run	Steven Jaschinski (Home Plate)

## HOME RUN BREAKDOWN

						OUTS			RUNNERS ON				TIED GO		DIRECTION					BESTS		LAST HOME RUN					
PLAYER	2023 TOTAL	HOME	ROAD	RHP	LHP	0	1	2	0	1	2	3	GAME	AHEAD	LF	LCF	CF	RCF	RF	FT	MPH	DATE	OPPONENT	PITCHER	KIND	INN	PA SINCE
28 Tyler Gentry	13	6	7	8	5	5	2	6	6	3	4	-	2	5	6	4	2	1	-	471	106.5	8/12	vs. Iowa	T. Duffey	Solo	▼ 3	7
13 Nick Loftin	12	5	7	8	4	5	3	4	6	3	3	-	2	3	6	3	3	-	-	433	105.6	8/12	vs. Iowa	T. Duffey	Solo	▼ 3	7
19 CJ Alexander	12	5	7	12	-	7	2	3	8	3	1	-	2	3	1	-	2	4	5	422	109.9	8/4	@ Louisville	R. Nutof	Solo	▲ 7	13
24 Nate Eaton	11	8	3	7	4	5	3	3	8	3	-	-	-	4	4	3	4	-	-	422	107.3	8/11	vs. Iowa	B. Horn	Solo	▼ 8	6
14 Logan Porter	10	6	4	3	7	6	3	1	8	2	-	-	-	1	7	2	-	1	-	417	106.6	7/15	vs. Indianapolis	J. Hernandez	2-Run	▼ 3	89
18 Brewer Hicklen	8	5	3	6	2	3	2	3	4	3	1	-	-	2	3	3	1	1	-	443	109.5	7/30	@ Columbus	P. Battenfield	Solo	▲ 2	16
17 Angelo Castellano	7	6	1	6	1	1	2	4	2	5	-	-	1	2	6	1	-	-	-	401	102.8	7/28	@ Columbus	T. Ponticelli	2-Run	▲ 6	53
Adeiny Hechavarria	6	4	2	6	-	3	1	2	3	1	1	1	1	2	-	2	2	1	1	433	103.4	8/9	vs. Iowa	K. Thompson	Solo	▼ 8	8
Samad Taylor	6	3	3	2	4	3	1	2	3	2	1	-	-	2	1	1	2	2	-	422	104.5	6/14	vs. Columbus	G. Williams	Solo	▼ 7	62
Freddy Fermin	5	2	3	3	2	1	2	2	1	2	1	1	-	-	2	-	2	1	-	428	105.9	4/30	@ Nashville	R. Gasser	Solo	▲ 5	2
7 John Rave	4	2	2	-	4	1	-	3	3	-	1	-	-	1	1	1	-	2	-	406	101.9	7/28	@ Columbus	R. Labaut	Solo	▲ 6	5
Tucker Bradley	4	3	1	3	1	2	-	2	1	3	-	-	-	1	-	1	-	1	2	392	106.3	7/14	vs. Indianapolis	K. Emanuel	Solo	▼ 5	51
Johan Camargo	4	2	2	4	-	2	1	1	3	1	-	-	-	3	1	-	1	2	-	426	107.6	6/14	vs. Columbus	G. Williams	Solo	▼ 4	2
Jakson Reetz	4	3	1	1	3	1	2	1	2	1	-	1	-	2	4	-	-	-	-	426	104.4	5/21	vs. Toledo	B. Bristo	Solo	▼ 7	36
Jermaine Palacios	3	2	1	2	1	2	-	1	1	2	-	-	-	1	2	1	-	-	-	409	101.9	7/20	vs. St. Paul	R. Henriquez	Solo	▼ 5	5
Dairon Blanco	3	-	3	3	-	1	1	1	3	-	-	-	-	1	1	1	1	-	-	455	105.2	5/23	@ St. Paul	S.Woods Richardson	Solo	▲ 4	75
6 Clay Dungan	2	1	1	2	-	2	-	-	2	-	-	-	1	-	-	-	-	1	1	399	107.5	8/12	vs. Iowa	T. Duffey	Solo	▼ 1	3
60 José Briceno	2	1	1	2	-	-	1	1	2	-	-	-	1	-	2	-	-	-	-	397	98.0	8/10	vs. Iowa	C. Clarke	Solo	▲ 4	1
Kyle Isbel	2	1	1	2	-	1	1	-	2	-	-	-	-	2	-	-	1	-	1	406	104.3	6/23	@ Rochester	J. Adon	Solo	▼ 6	11
Drew Waters	2	2	-	2	-	1	1	-	1	1	-	-	-	1	-	1	-	1	-	408	108.7	5/21	vs. Toledo	A. Goudeau	2-Run	▼ 1	12
Nick Pratto	2	2	-	1	1	1	-	1	1	1	-	-	1	1	-	-	1	-	1	399	100.2	4/22	@ Scranton/WB	D. Dodd	2-Run	▼ 6	19
4 Edward Olivares	1	-	1	1	-	1	-	-	-	1	-	-	-	1	-	-	-	-	1	364	98.0	8/15	@ Toledo	S. Turnbull	2-Run	▲ 1	4
34 Devin Mann	1	1	-	1	-	-	-	1	1	-	-	-	1	-	1	-	-	-	-	386	103.8	8/8	vs. Iowa	N. Neidert	Solo	▲ 3	19
Matt Beaty	1	-	1	1	-	-	1	-	1	-	-	-	-	1	-	-	-	1	-	376	101.2	7/30	@ Columbus	P. Battenfield	Solo	▲ 1	3
Franmil Reyes	1	1	-	1	-	-	1	-	-	1	-	-	-	-	-	1	-	-	-	389	100.8	5/7	vs. Louisville	A. Abbott	2-Run	▼ 5	1
Maikel Garcia	1	1	-	1	-	-	1	-	1	-	-	-	-	1	-	-	-	-	1	349	94.3	4/4	vs. Toledo	A. Faedo	Solo	▼ 1	94
	127	72	55	87	40	54	30	43	73	38	13	3	12	40	48	25	22	19	13								

## INNING DISTRIBUTION

1st Inning	2nd Inning	3rd Inning	4th Inning	5th Inning	6th Inning	7th Inning	8th Inning	9th Inning	10th Inning	11th Inning
16	16	20	19	15	14	12	9	6	-	-

## NOTABLE STORM CHASERS HOME RUNS

BACK-TO-BACK HOMERS (1)		2-HOMER GAMES (5)		3-HOMER GAMES (0)		GRAND SLAMS (3)	
PLAYERS	DATE/OPPONENT (INN.)	PLAYER (CAREER NO.)	DATE/OPPONENT	PLAYER (CAREER NO.)	DATE/OPPONENT	PLAYER (CAREER NO.)	DATE/OPPONENT (INN.)
Tyler Gentry & Logan Porter	4/5 vs. Toledo (6th)	Logan Porter (3rd)	4/5 vs. Toledo			Jakson Reetz (1st)	4/1 @ Indianapolis (5th)
		Freddy Fermin (4th)	4/8 vs. Toledo			Freddy Fermin (3rd)	4/8 vs. Toledo (3rd)
		Drew Waters (3rd)	5/21 vs. Toledo			Adeiny Hechavarria (3rd)	6/22 @ Rochester (4th)
		Nate Eaton (3rd)	6/17 vs. Columbus				
		Brewer Hicklen (9th)	7/14 vs. Indianapolis				

LEADOFF HOMERS (3)		INSIDE-THE PARK HOMERS (1)		PINCH-HIT HOMERS (0)		WALK-OFF HOMERS (0)	
PLAYER (CAREER NO.)	DATE/OPPONENT	PLAYER (CAREER NO.)	DATE/OPPONENT (INN.)	PLAYER (CAREER NO.)	DATE/OPPONENT (INN.)	PLAYER	DATE/OPPONENT
Samad Taylor (1st)	6/14 vs. Columbus	John Rave (1)	6/18 vs. Columbus (3rd)				
Nate Eaton (1st)	6/17 vs. Columbus						
Clay Dungan (5th)	8/12 vs. Iowa						

HOME RUN SITUATION	# OF	DATE OF LAST	BATTER (*23 HR #)	PITCHER	COUNT	RUNNERS ON	OUTS	INNING	SCORE @ HR	FINAL
GO-AHEAD HOME RUN	40	August 15 @ Toledo	Edward Olivares (1)	Spencer Turnbull	0-1	1	0	▲ 1	2-0	W, 11-8
GAME-TYING HOME RUN	12	August 12 vs. Iowa	Tyler Gentry (13)	Tyler Duffey	1-1	0	2	▼ 3	4-4	L, 7-4

## NOTABLE OPPOSING HOME RUNS

BACK-TO-BACK HOMERS (5)		2-HOMER GAMES (5)		3-HOMER GAMES (1)		GRAND SLAMS (7)	
PLAYERS	DATE/OPPONENT (INN.)	PLAYER (CAREER NO.)	DATE/OPPONENT	PLAYER (CAREER NO.)	DATE/OPPONENT	PLAYER	DATE/OPPONENT (INN.)
Encarnacion-Strand & Benson	5/4 vs. Louisville (1st)	Jermaine Palacios (5th)	5/17 vs. Toledo	Christian Encarnacion-Strand (1)	5/4 vs. Louisville	Andy Ibanez	4/6 vs. Toledo (3rd)
Jordan Walker & Moisés Gómez	5/31 vs. Memphis (6th)	Moisés Gómez (7th)	5/31 vs. Memphis			Andrés Chaparro	5/9 @ Scranton/WB (7th)
Travis Blankenhorn & Matt Adams	6/22 @ Rochester (4th)	Liover Peguero (5th)	7/14 vs. Indianapolis			Jair Camargo	5/28 @ St. Paul (7th)
P.J. Higgins & Matt Mervis	8/9 vs. Iowa (1st)	Chase Strumpf (1st)	8/9 vs. Iowa			Jesús Aguilar	7/5 @ Gwinnett (3rd)
Matt Mervis & David Bote	8/11 vs. Iowa (7th)	Luis Vazquez (2nd)	8/9 vs. Iowa			Joshua Fuentes	7/6 @ Gwinnett (4th)
						Endy Rodríguez	7/14 vs. Indianapolis (3rd)
						Chase Strumpf	8/9 vs. Iowa (8th)

LEADOFF HOMERS (5)		INSIDE-THE PARK HOMERS (0)		PINCH-HIT HOMERS (0)		WALK-OFF HOMERS (2)	
PLAYER	DATE/OPPONENT	PLAYER	DATE/OPPONENT (INN.)	PLAYER	DATE/OPPONENT (INN.)	PLAYER	DATE/OPPONENT
Christopher Morel	4/14 @ Iowa					Michael Hermosillo	5/10 @ Scranton/WB
Forrest Wall	4/19 vs. Gwinnett					Ben Rortvedt	5/13 @ Scranton/WB
Michael Siani	5/3 vs. Louisville						
Michael Siani	5/5 vs. Louisville						
Nick Gonzales	6/9 @ Indianapolis						



HR #	PLAYER (SEASON #)	GM # - DATE	OPPONENT	PITCHER	PITCH TYPE	DIRECTION	ON BASE	INNING	OUTS	COUNT	SCORE	FINAL	DISTANCE	EXIT VELO	LAUNCH ANGLE
1.	Logan Porter (1)	2 - April 1	@ Indianapolis	Caleb Smith (L)	4-seam FB	LF	0	▲4	1	2-2	3-0	W, 12-1	417 ft	106.6 mph	32°
2.	Jakson Reetz (1)	2 - April 1	@ Indianapolis	Caleb Smith (L)	Slider	LF	3	▲5	2	2-1	8-0	W, 12-1	408 ft	103.9 mph	25°
3.	Dairon Blanco (1)	3 - April 2	@ Indianapolis	Mike Burrows	4-seam FB	LCF	0	▲5	2	3-2	1-3	W, 8-3	411 ft	105.2 mph	23°
4.	Samad Taylor (1)	3 - April 2	@ Indianapolis	J.C. Flowers	4-seam FB	LF	0	▲8	0	2-1	2-3	W, 8-3	334 ft	104.5 mph	22°
5.	Nick Loftin (1)	3 - April 2	@ Indianapolis	Daniel Zamora (L)	4-seam FB	LF	2	▲8	1	1-2	5-3	W, 8-3	362 ft	97.2 mph	29°
6.	Maikel Garcia (1)	4 - April 4	vs. Toledo	Alex Faedo	4-seam FB	RF	0	▼1	1	2-1	1-0	L, 9-2	349 ft	94.3 mph	35°
7.	Tyler Gentry (1)	5 - April 5	vs. Toledo	Tyler Holton (L)	Cutter	CF	2	▼6	0	2-0	3-1	L, 7-6	417 ft	106.5 mph	27°
8.	Logan Porter (2)	5 - April 5	vs. Toledo	Tyler Holton (L)	Slider	LF	0	▼6	0	3-1	4-1	L, 7-6	346 ft	103.3 mph	37°
9.	Logan Porter (3)	5 - April 5	vs. Toledo	Matt Wisler	4-seam FB	RCF	0	▼8	0	2-2	5-6	L, 7-6	364 ft	94.7 mph	34°
10.	Nick Loftin (2)	6 - April 6	vs. Toledo	Brenan Haniffee	Slider	LCF	0	▼2	0	2-2	1-1	L, 8-5	401 ft	101.8 mph	32°
11.	CJ Alexander (1)	6 - April 6	vs. Toledo	Brenan Haniffee	Sinker	CF	0	▼4	1	2-2	3-6	L, 8-5	409 ft	101.1 mph	35°
12.	Logan Porter (4)	7 - April 7	vs. Toledo	Reese Olson	4-seam FB	LF	0	▼3	0	3-2	5-2	W, 9-4	395 ft	104.3 mph	45°
13.	Freddy Fermin (1)	8 - April 8	vs. Toledo	Will Vest	Slider	CF	3	▼3	2	0-0	6-1	W, 13-8	401 ft	102.1 mph	42°
14.	Angelo Castellano (1)	8 - April 8	vs. Toledo	Will Vest	4-seam FB	LCF	1	▼4	0	2-0	8-1	W, 13-8	401 ft	102.8 mph	33°
15.	Freddy Fermin (2)	8 - April 8	vs. Toledo	Ashton Goudeau	Changeup	CF	1	▼5	0	1-1	10-1	W, 13-8	428 ft	105.9 mph	28°
16.	CJ Alexander (2)	8 - April 8	vs. Toledo	Ashton Goudeau	Changeup	LF	0	▼7	0	1-0	11-8	W, 13-8	351 ft	92.4 mph	43°
17.	Angelo Castellano (2)	9 - April 9	vs. Toledo	Alex Faedo	4-seam FB	LF	0	▼3	1	0-0	1-0	L, 8-2	373 ft	98.0 mph	25°
18.	Samad Taylor (2)	10 - April 11	@ Iowa	Roenis Elias (L)	4-seam FB	CF	2	▲5	2	0-2	3-9	L, 9-6	405 ft	100.9 mph	25°
19.	Freddy Fermin (3)	10 - April 11	@ Iowa	Brandon Hughes (L)	4-seam FB	LF	1	▲6	2	0-1	6-9	L, 9-6	398 ft	100.3 mph	33°
20.	CJ Alexander (3)	11 - April 12	@ Iowa	Riley Thompson	Changeup	RF	0	▲2	0	1-0	2-1	W, 10-6	394 ft	104.3 mph	24°
21.	Tyler Gentry (2)	11 - April 12	@ Iowa	Riley Thompson	Slider	LF	0	▲3	2	1-2	3-1	W, 10-6	393 ft	103.3 mph	26°
22.	Tucker Bradley (1)	11 - April 12	@ Iowa	Rowan Wick	4-seam FB	RCF	1	▲6	2	1-1	7-3	W, 10-6	392 ft	98.2 mph	29°
23.	Nick Loftin (3)	11 - April 12	@ Iowa	Anthony Kay (L)	Slider	CF	0	▲8	0	2-1	8-6	W, 10-6	420 ft	104.3 mph	28°
24.	Nick Loftin (4)	12 - April 13	@ Iowa	Nick Neidert	4-seam FB	LF	0	▲4	2	3-2	1-11	L, 14-1	370 ft	100.4 mph	38°
25.	Nick Pratto (1)	15 - April 19	vs. Gwinnett	Beau Burrows	Slider	CF	0	▼2	0	1-2	1-1	L, 6-2	399 ft	100.2 mph	26°
26.	Logan Porter (5)	15 - April 19	vs. Gwinnett	Beau Burrows	Slider	LF	0	▼4	1	1-2	2-3	L, 6-2	350 ft	94.9 mph	50°
27.	CJ Alexander (4)	17 - April 21	vs. Gwinnett	Allan Winans	Changeup	RF	0	▼2	2	0-0	1-1	L, 7-3	395 ft	96.2 mph	37°
28.	Nick Pratto (2)	18 - April 22	vs. Gwinnett	Dylan Dodd (L)	Changeup	RF	1	▼1	2	3-1	2-0	L, 5-2	350 ft	88.4 mph	39°
29.	Nate Eaton (1)	22 - April 27	@ Nashville	Janson Junk	Sweeper	LF	0	▲2	2	2-2	1-0	W, 2-1	403 ft	103.0 mph	32°
30.	Freddy Fermin (4)	24 - April 29	@ Nashville	Robert Stock	4-seam FB	RCF	2	▲1	1	3-1	4-0	L, 6-5 (10)	381 ft	104.3 mph	23°
31.	Tyler Gentry (3)	25 - April 30	@ Nashville	Robert Gasser (L)	4-seam FB	LF	1	▲3	2	1-0	2-1	W, 10-6	391 ft	100.6 mph	33°
32.	Logan Porter (6)	25 - April 30	@ Nashville	Robert Gasser (L)	Slider	LF	0	▲4	0	2-1	3-1	W, 10-6	389 ft	102.3 mph	29°
33.	Freddy Fermin (5)	25 - April 30	@ Nashville	Robert Gasser (L)	Changeup	LF	0	▲5	1	2-0	5-1	W, 10-6	368 ft	94.8 mph	35°
34.	Nick Loftin (5)	28 - May 4	vs. Louisville	Silvino Bracho	Slider	LF	0	▼7	0	0-0	8-11	L, 12-10	365 ft	101.1 mph	19°
35.	Jakson Reetz (2)	29 - May 5	vs. Louisville	Brandon Williamson (L)	4-seam FB	LF	1	▼2	1	0-0	2-1	W, 6-2	346 ft	100.2 mph	27°
36.	Nick Loftin (6)	29 - May 5	vs. Louisville	Brandon Williamson (L)	Slider	CF	0	▼6	0	0-0	3-1	W, 6-2	395 ft	105.6 mph	24°
37.	Angelo Castellano (3)	30 - May 6	vs. Louisville	Ryan Nutof	Curveball	LF	1	▼7	2	2-2	8-8	W, 11-9	376 ft	95.2 mph	29°
38.	Jakson Reetz (3)	31 - May 7	vs. Louisville	Andrew Abbott (L)	Changeup	LF	0	▼4	1	2-0	1-0	L, 4-3	426 ft	104.4 mph	32°
39.	Franmil Reyes (1)	31 - May 7	vs. Louisville	Andrew Abbott (L)	Curveball	LCF	1	▼5	2	3-2	3-0	L, 4-3	389 ft	100.8 mph	29°
40.	Clay Dungan (1)	32 - May 9	@ Scranton/WB	Mitch Spence	4-seam FB	RCF	0	▲3	0	1-0	2-2	L, 14-2	388 ft	104.0 mph	28°
41.	Dairon Blanco (2)	33 - May 10	@ Scranton/WB	Luis Severino	Changeup	LF	0	▲3	0	0-1	1-1	L, 4-3	377 ft	99.6 mph	24°
42.	CJ Alexander (5)	34 - May 11	@ Scranton/WB	Colten Brewer	Slider	CF	0	▲9	0	1-1	3-1	W, 4-3 (11)	422 ft	106.4 mph	23°
43.	CJ Alexander (6)	36 - May 13	@ Scranton/WB	Greg Weissert	Sweeper	RF	0	▲6	1	0-0	4-3	L, 8-6	377 ft	102.7 mph	39°
44.	CJ Alexander (7)	37 - May 14	@ Scranton/WB	Mitch Spence	4-seam FB	RCF	0	▲2	0	3-2	1-1	W, 6-3	416 ft	109.9 mph	24°
45.	Brewer Hicklen (1)	37 - May 14	@ Scranton/WB	D.J. Snelten (L)	Changeup	LF	0	▲9	0	2-1	4-3	W, 6-3	344 ft	109.5 mph	25°
46.	Samad Taylor (3)	37 - May 14	@ Scranton/WB	D.J. Snelten (L)	4-seam FB	RCF	1	▲9	2	3-1	6-3	W, 6-3	346 ft	95.2 mph	29°
47.	Samad Taylor (4)	39 - May 17	vs. Toledo	Zach Logue (L)	4-seam FB	RCF	1	▼1	0	0-1	2-1	W, 16-8	372 ft	100.0 mph	30°
48.	Logan Porter (7)	39 - May 17	vs. Toledo	Zach Logue (L)	4-seam FB	LF	1	▼1	0	0-0	4-1	W, 16-8	401 ft	102.3 mph	38°
49.	Angelo Castellano (4)	39 - May 17	vs. Toledo	Miguel Del Pozo (L)	4-seam FB	LF	1	▼5	2	1-0	10-5	W, 16-8	385 ft	99.2 mph	26°
50.	Brewer Hicklen (2)	40 - May 18	vs. Toledo	Miguel Diaz	Sinker	LCF	2	▼8	0	2-0	9-0	W, 9-0	443 ft	108.4 mph	32°
51.	Drew Waters (1)	43 - May 21	vs. Toledo	Ashton Goudeau	4-seam FB	RCF	0	▼3	0	1-1	1-2	W, 8-4	408 ft	108.7 mph	29°
52.	Drew Waters (2)	43 - May 21	vs. Toledo	Ashton Goudeau	Changeup	LCF	1	▼4	1	2-0	4-3	W, 8-4	366 ft	99.5 mph	32°
53.	Tucker Bradley (2)	43 - May 21	vs. Toledo	Seth Elledge	Sinker	LCF	1	▼6	0	1-1	6-4	W, 8-4	388 ft	100.5 mph	28°
54.	Jakson Reetz (4)	43 - May 21	vs. Toledo	Braden Bristo	Sweeper	LF	0	▼7	0	2-1	8-4	W, 8-4	412 ft	104.1 mph	36°
55.	Dairon Blanco (3)	44 - May 23	@ St. Paul	Simeon Woods Richardson	4-seam FB	CF	0	▲4	1	1-1	4-0	W, 6-1	455 ft	104.5 mph	28°
56.	Nick Loftin (7)	45 - May 24	@ St. Paul	Brent Headrick (L)	Changeup	LF	2	▲3	1	2-2	3-5	L, 6-5	433 ft	103.7 mph	24°
57.	Nick Loftin (8)	46 - May 25	@ St. Paul	Cody Lawersyson	Sweeper	LF	2	▲7	0	1-2	4-4	L, 8-6	357 ft	97.3 mph	22°
58.	Johan Camargo (1)	48 - May 27	@ St. Paul	Randy Dobnak	Changeup	CF	0	▲5	0	1-2	1-3	L, 14-1	426 ft	102.2 mph	26°
59.	Nick Loftin (9)	50 - May 30	vs. Memphis	Jake Woodford	Curveball	LF	1	▼1	2	0-0	2-1	W, 7-6	370 ft	91.0 mph	29°
60.	Tyler Gentry (4)	50 - May 30	vs. Memphis	Connor Thomas (L)	Slider	LCF	1	▼3	0	2-1	4-1	W, 7-6	471 ft	103.6 mph	27°
61.	Johan Camargo (2)	52 - June 1	vs. Memphis	Dakota Hudson	Slider	RCF	1	▼4	2	0-2	2-1	L, 12-6	393 ft	98.2 mph	31°
62.	Brewer Hicklen (3)	52 - June 1	vs. Memphis	Ryan Loutos	Sinker	CF	0	▼7	0	1-0	4-10	L, 12-6	425 ft	105.8 mph	33°
63.	CJ Alexander (8)	52 - June 1	vs. Memphis	Ryan Loutos	Cutter	RCF	1	▼8	0	2-2	5-12	L, 12-6	400 ft	102.8 mph	30°
64.	Nate Eaton (2)	53 - June 2	vs. Memphis	Tommy Parsons	4-seam FB	LF	0	▼1	1	0-0	1-0	W, 10-9 (10)	330 ft	103.3 mph	46°
65.	Johan Camargo (3)	56 - June 6	@ Indianapolis	Yerry De Los Santos	Sinker	RCF	0	▲9	0	3-1	3-2	W, 4-2	399 ft	107.6 mph	22°
66.	CJ Alexander (9)	57 - June 7	@ Indianapolis	Quinn Priestner	Curveball	RCF	2	▲2	0	1-2	3-2	W, 9-7	404 ft	101.3 mph	34°
67.	CJ Alexander (10)	58 - June 8	@ Indianapolis	Eli Villalobos	4-seam FB	RCF	1	▲7	2	2-1	14-7	W, 15-7	408 ft	108.5 mph	35°
68.	Brewer Hicklen (4)	59 - June 9	@ Indianapolis	Kent Emanuel (L)	Sinker	RCF	1	▲4	1	1-1	5-1	W, 6-2	410 ft	106.9 mph	26°
69.	Tyler Gentry (5)	60 - June 10	@ Indianapolis	Hunter Stratton	Slider	LF	2	▲5	2	0-2	3-2	W, 9-5	431 ft	106.0 mph	28°
70.	Samad Taylor (5)	61 - June 13	vs. Columbus	Joey Cantillo (L)	4-seam FB	LCF	0	▼6	1	1-1	1-2	W, 6-5	395 ft	102.4 mph	27°
71.	Brewer Hicklen (5)	61 - June 13	vs. Columbus	Michael Kelly	Slider	LF	1	▼8	2	2-1	6-5	W, 6-5	422 ft	108.1 mph	28°
72.	Samad Taylor (6)	62 - June 14	vs. Columbus	Gavin Williams	4-seam FB	CF	0	▼1	0	2-1	1-0	W, 6-1	422 ft	104.5 mph	27°
73.	Johan Camargo (4)	62 - June 14	vs. Columbus	Gavin Williams	4-seam FB	LF	0	▼4	1	0-2	2-1	W, 6-1	324 ft	90.8 mph	34°
74.	Tyler Gentry (6)	62 - June 14	vs. Columbus	Caleb Simpson	4-seam FB	LCF	1	▼7	2	0-1	6-1	W, 6-1	388 ft	101.2 mph	24°
75.	Kyle Isbel (1)	64 - June 16	vs. Columbus	Thomas Ponticelli	Sweeper	CF	0	▼1	1	1-0	1-1	W, 4-1	406 ft	104.3 mph	23°
76.	Nate Eaton (3)	65 - June 17	vs. Columbus	Jhon Romero	4-seam FB	CF	0	▼1	0	0-0	1-0	W, 13-4	412 ft	103.0 mph	33°
77.	Nate Eaton (4)	65 - June 17	vs. Columbus	Caleb Baragar (L)	4-seam FB	LF	0	▼3	0	2-2	2-0	W, 13-4	410 ft	103.8 mph	37°
78.	Jermaine Palacios (1)	66 - June 18	vs. Columbus	Joey Cantillo (L)	Changeup	LCF	1	▼2	2	1-1	2-0	W, 6-4	409 ft	101.9 mph	29°
79.	John Rave (1)	66 - June 18	vs. Columbus	Joey Cantillo (L)	4-seam FB	LCF	2	▼3	2	1-2	6-1	W, 6-4	ITP	96.5 mph	26°
80.	Adeiny Hechavarria (1)	69 - June 22	@ Rochester	Tommy Romero	4-seam FB	LCF	3	▲4	2	3-0	4-2	W, 8-4	411 ft	100.5 mph	29°
81.	Kyle Isbel (2)	70 - June 23	@ Rochester	Joan Adon	4-seam FB	RF	0	▲4	0	3-2	1-0	W, 4-2	375 ft	102.8 mph	32°
82.	John Rave (2)	71 - June 24	@ Rochester	Anthony Banda (L)	Slider	RCF	0	▲4	2	1-1	1-0	L, 3-2	406 ft	101.9 mph	24°

HR #	PLAYER (SEASON #)	GM # – DATE	OPPONENT	PITCHER	PITCH TYPE	DIRECTION	ON BASE	INNING	OUTS	COUNT	SCORE	FINAL	DISTANCE	EXIT VELO	LAUNCH ANGLE
83.	Adeiny Hechavarria (2)	74 – June 29	vs. Iowa	Riley Thompson	4-seam FB	LCF	0	▼ 2	1	1-1	1-2	W, 8-3	387 ft	97.1 mph	36°
84.	Angelo Castellano (5)	74 – June 29	vs. Iowa	Riley Thompson	Sinker	LF	1	▼ 2	1	0-0	3-2	W, 8-3	396 ft	99.6 mph	30°
85.	John Rave (3)	74 – June 29	vs. Iowa	Brendon Little (L)	Sinker	LF	0	▼ 7	2	3-1	8-2	W, 8-3	366 ft	98.0 mph	32°
86.	Tucker Bradley (3)	76 – July 2 (G1)	vs. Iowa	Chris Clarke	Slider	RF	1	▼ 3	2	1-0	5-1	W, 11-1 (7)	355 ft	90.5 mph	36°
87.	Angelo Castellano (6)	76 – July 2 (G1)	vs. Iowa	Rowan Wick	4-seam FB	LF	0	▼ 5	2	1-2	8-1	W, 11-1 (7)	385 ft	102.5 mph	21°
88.	Nate Eaton (5)	77 – July 2 (G2)	vs. Iowa	Nick Neidert	Curveball	CF	0	▼ 4	2	0-0	2-1	L, 6-2 (7)	422 ft	103.0 mph	28°
89.	Tyler Gentry (7)	78 – July 3	vs. Iowa	Ben Brown	Slider	LF	0	▼ 4	1	2-2	2-4	L, 7-6	352 ft	98.7 mph	22°
90.	Logan Porter (8)	80 – July 5	@ Gwinnett	Justus Sheffield (L)	Sinker	LF	0	▲ 3	0	0-0	4-1	L, 8-7 (10)	383 ft	97.8 mph	40°
91.	Nate Eaton (6)	80 – July 5	@ Gwinnett	Nick Margevicius (L)	Changeup	CF	1	▲ 1	1	2-1	3-1	L, 9-6	417 ft	101.3 mph	32°
92.	Tyler Gentry (8)	80 – July 5	@ Gwinnett	Dereck Rodriguez	4-seam FB	LCF	2	▲ 6	2	2-0	6-7	L, 9-6	410 ft	104.3 mph	24°
93.	Logan Porter (9)	82 – July 7	@ Gwinnett	Jared Shuster (L)	Changeup	LCF	0	▲ 1	2	2-1	1-0	W, 7-1	400 ft	103.6 mph	26°
94.	Jermaine Palacios (2)	82 – July 7	@ Gwinnett	Matt Swarmer	Slider	LF	1	▲ 6	0	1-2	4-1	W, 7-1	357 ft	95.3 mph	28°
95.	Brewer Hicklen (5)	84 – July 14	vs. Indianapolis	Wil Crowe	—	LCF	0	▼ 2	1	0-0	2-10	L, 13-5	441 ft	—	—
96.	Tucker Bradley (4)	84 – July 14	vs. Indianapolis	Kent Emanuel (L)	Sinker	RF	0	▼ 5	0	2-0	3-11	L, 13-5	415 ft	106.3 mph	33°
97.	Brewer Hicklen (6)	84 – July 14	vs. Indianapolis	Juan Minaya	Slider	LCF	1	▼ 9	2	0-0	5-13	L, 13-5	428 ft	108.5 mph	26°
98.	Tyler Gentry (9)	85 – July 15	vs. Indianapolis	Cam Alldred (L)	Slider	LF	2	▼ 2	1	0-2	3-0	W, 8-3	355 ft	97.1 mph	23°
99.	Logan Porter (10)	85 – July 15	vs. Indianapolis	Jose Hernandez (L)	4-seam FB	LCF	1	▼ 3	1	2-1	5-1	W, 8-3	382 ft	97.7 mph	29°
100.	CJ Alexander (11)	85 – July 15	vs. Indianapolis	Hunter Stratton	Cutter	RF	1	▼ 7	2	1-2	8-2	W, 8-3	382 ft	97.2 mph	37°
101.	Adeiny Hechavarria (3)	86 – July 16	vs. Indianapolis	Jared Jones	4-seam FB	RCF	2	▼ 4	2	3-1	3-3	L, 11-4	396 ft	99.3 mph	35°
102.	Nate Eaton (7)	86 – July 16	vs. Indianapolis	Kyle Nicolas	4-seam FB	CF	0	▼ 6	0	0-0	4-10	L, 11-4	413 ft	101.9 mph	29°
103.	Nate Eaton (8)	88 – July 19	vs. St. Paul	Aaron Sanchez	Changeup	LCF	1	▼ 9	1	2-0	4-9	L, 9-4	396 ft	104.1 mph	37°
104.	Jermaine Palacios (3)	89 – July 20	vs. St. Paul	Ronny Henriquez	4-seam FB	LF	0	▼ 5	0	2-0	2-0	L, 6-5	364 ft	96.0 mph	30°
105.	Nick Loftin (10)	95 – July 28	@ Columbus	Thomas Ponticelli	Slider	LCF	0	▲ 1	2	0-0	1-0	W, 7-6	407 ft	101.6 mph	26°
106.	Nate Eaton (9)	95 – July 28	@ Columbus	Thomas Ponticelli	Sweeper	LF	1	▲ 2	0	1-2	3-0	W, 7-6	398 ft	107.3 mph	24°
107.	John Rave (4)	95 – July 28	@ Columbus	Randy Labaut (L)	4-seam FB	RCF	0	▲ 6	0	0-0	4-2	W, 7-6	377 ft	99.0 mph	28°
108.	Angelo Castellano (7)	95 – July 28	@ Columbus	Jhon Romero	Slider	LF	1	▲ 6	2	2-2	6-2	W, 7-6	356 ft	99.4 mph	22°
109.	Tyler Gentry (10)	97 – July 29	@ Columbus	Joey Cantillo (L)	4-seam FB	CF	0	▲ 2	0	3-2	1-0	L, 6-3	399 ft	103.0 mph	24°
110.	Matt Beaty (1)	98 – July 30	@ Columbus	Peyton Battenfield	4-seam FB	RCF	0	▲ 1	1	1-0	1-0	W, 7-5	376 ft	101.2 mph	23°
111.	Brewer Hicklen (8)	98 – July 30	@ Columbus	Peyton Battenfield	4-seam FB	LF	0	▲ 2	2	0-1	2-0	W, 7-5	373 ft	96.0 mph	25°
112.	Tyler Gentry (11)	98 – July 30	@ Columbus	Peyton Battenfield	Cutter	RCF	0	▲ 5	0	0-1	3-1	W, 7-5	370 ft	97.5 mph	26°
113.	Adeiny Hechavarria (4)	98 – July 30	@ Columbus	Peyton Battenfield	4-seam FB	CF	1	▲ 5	0	0-0	5-1	W, 7-5	433 ft	102.3 mph	26°
114.	Nick Loftin (11)	98 – July 30	@ Columbus	Peyton Battenfield	Cutter	CF	1	▲ 5	2	1-1	7-1	W, 7-5	400 ft	100.9 mph	24°
115.	José Briceño (1)	102 – August 4	@ Louisville	Levi Stoudt	Slider	LF	0	▲ 3	1	2-2	1-1	L, 8-3	385 ft	95.8 mph	24°
116.	CJ Alexander (12)	102 – August 4	@ Louisville	Ryan Nutof	Cutter	RF	0	▲ 7	0	0-0	3-8	L, 8-3	349 ft	101.7 mph	25°
117.	Tyler Gentry (12)	104 – August 6	@ Louisville	Christian Roa	Slider	LF	0	▲ 3	2	0-2	1-1	L, 5-4	361 ft	99.5 mph	24°
118.	Adeiny Hechavarria (5)	105 – August 8	vs. Iowa	Nick Neidert	4-seam FB	CF	0	▼ 3	0	1-0	1-0	L, 8-2	413 ft	103.4 mph	22°
119.	Devin Mann (1)	105 – August 8	vs. Iowa	Nick Neidert	Curveball	LF	0	▼ 6	2	0-0	2-2	L, 8-2	386 ft	103.8 mph	25°
120.	Adeiny Hechavarria (6)	106 – August 9	vs. Iowa	Keegan Thompson	4-seam FB	RF	0	▼ 8	0	3-2	1-16	L, 20-1	346 ft	95.4 mph	30°
121.	Nate Eaton (10)	107 – August 10	vs. Iowa	Jordan Wicks (L)	Changeup	LCF	0	▼ 4	2	1-1	1-1	L, 10-3	367 ft	95.0 mph	31°
122.	José Briceño (2)	107 – August 10	vs. Iowa	Chris Clarke	Sinker	LF	0	▼ 7	2	2-1	2-8	L, 10-3	397 ft	98.0 mph	25°
123.	Nate Eaton (11)	108 – August 11	vs. Iowa	Bailey Horn (L)	Curveball	LCF	0	▼ 8	0	2-2	3-8	L, 9-4	403 ft	101.1 mph	29°
124.	Clay Dungan (2)	109 – August 12	vs. Iowa	Tyler Duffey	4-seam FB	RF	0	▼ 1	0	1-0	1-2	L, 7-4	399 ft	107.5 mph	26°
125.	Nick Loftin (12)	109 – August 12	vs. Iowa	Tyler Duffey	4-seam FB	LCF	1	▼ 3	1	3-2	3-4	L, 7-4	400 ft	98.6 mph	28°
126.	Tyler Gentry (13)	109 – August 12	vs. Iowa	Tyler Duffey	Slider	LCF	0	▼ 3	2	1-1	4-4	L, 7-4	425 ft	104.1 mph	26°
127.	Edward Olivares (1)	110 – August 15	@ Toledo	Spencer Turnbull	4-seam FB	RF	1	▲ 1	0	0-1	2-0	W, 11-8	364 ft	98.0 mph	30°

														STORM CHASERS				OPPONENT			
GM #	MARCH	OPPONENT	SCORE	RECORD	STANDINGS, DIV	WIN	LOSS	SAVE	TEMP.	1ST PITCH	TIME	ATT.	HOME ATT.	R	H	E	LO	R	H	E	LO
1.	3/31	@ Indianapolis	W, 8-6	1-0	1st +0.5	C. Snider (1-0)	Y. De Los Santos (0-1)	J. Staumont (1)	66°	7:05 PM	2:54	8,095		8	12	0	14	6	11	2	7
														STORM CHASERS				OPPONENT			
GM #	APRIL	OPPONENT	SCORE	RECORD	STANDINGS, DIV	WIN	LOSS	SAVE	TEMP.	1ST PITCH	TIME	ATT.	HOME ATT.	R	H	E	LO	R	H	E	LO
2.	4/1	@ Indianapolis	W, 12-1	2-0	1st +1.0	D. Parrish (1-0)	C. Smith (0-1)	-	42°	1:37 PM	2:26	4,012		12	16	0	11	1	5	2	3
3.	4/2	@ Indianapolis	W, 8-3	3-0	1st +1.0	J. Kowar (1-0)	D. Zamora (0-1)	-	49°	1:36 PM	2:53	4,240		8	12	0	9	3	11	2	10
4.	4/4	TOLEDO	L, 9-2	3-1	2nd -0.5	B. White (1-0)	M. Castillo (0-1)	-	55°	6:42 PM	2:27	3,200	3,200	2	6	0	6	9	12	0	5
5.	4/5	TOLEDO	L, 7-6	3-2	2nd -1.0	T. Holton (1-0)	R. Weiss (0-1)	M. Díaz (2)	35°	12:07 PM	2:40	1,405	4,605	6	8	2	6	7	12	1	9
6.	4/6	TOLEDO	L, 8-5	3-3	3rd -2.0	J. Fry (1-0)	J. Kowar (1-1)	M. Del Pozo (1)	45°	12:06 PM	2:48	1,607	6,212	5	7	1	4	8	10	2	9
7.	4/7	TOLEDO	W, 9-4	4-3	2nd -1.0	J. Heasley (1-0)	R. Olson (0-2)	-	70°	6:35 PM	2:35	1,968	8,180	9	12	0	6	4	9	0	11
8.	4/8	TOLEDO	W, 13-8	5-3	2nd -0.5	M. Martinez (1-0)	M. Lorenzen (0-1)	-	71°	2:05 PM	2:49	2,070	10,250	13	12	3	4	8	13	0	12
9.	4/9	TOLEDO	L, 8-2	5-4	2nd -1.5	T. Holton (2-0)	M. Castillo (0-2)	-	73°	2:11 PM	2:57	2,119	12,369	2	6	3	12	8	13	0	11
10.	4/11	@ Iowa	L, 9-6	5-5	15th -2.5	R. Elias (1-0)	M. Mayers (0-1)	M. Rodriguez (1)	79°	6:38 PM	2:34	3,557		6	10	0	6	9	7	1	6
11.	4/12	@ Iowa	W, 10-6	6-5	15th -1.5	J. Kowar (2-0)	R. Thompson (0-1)	-	77°	12:09 PM	2:26	4,085		10	12	0	5	6	8	0	4
12.	4/13	@ Iowa	L, 14-1	6-6	16th -2.5	N. Neidert (1-1)	J. Heasley (1-1)	-	81°	6:38 PM	2:18	3,647		1	6	1	4	14	15	0	8
13.	4/14	@ Iowa	W, 11-8	7-6	16th -2.0	C. Snider (2-0)	M. Rodriguez (1-1)	N. Wittgren (1)	79°	7:09 PM	3:16	6,257		11	11	2	10	8	11	3	10
14.	4/15	@ Iowa	PPD/Rain (To be made up April 16)																		
14.	4/16 G1	@ Iowa	Cancelled/Snow																		
15.	4/16 G2	@ Iowa	Cancelled/Snow																		
14.	4/18	GWINNETT	L, 4-1	7-7	15th -3.0	T. Tice (2-0)	J. Kowar (2-2)	Y. Ríos (1)	70°	6:39 PM	2:24	1,703	14,072	1	7	1	8	4	6	0	8
15.	4/19	GWINNETT	L, 6-2	7-8	15th -4.0	B. Burrows (1-0)	J. Heasley (1-2)	-	70°	12:05 PM	2:15	6,641	20,713	2	6	0	5	6	10	0	3
16.	4/20	GWINNETT	L, 9-3	7-9	16th -4.5	B. Moran (1-0)	M. Castillo (0-3)	-	56°	6:37 PM	2:47	2,026	22,739	3	3	1	10	9	10	1	5
17.	4/21	GWINNETT	L, 7-3	7-10	7th -6.0	A. Winans (1-2)	E. Sisk (0-1)	-	44°	6:36 PM	3:01	2,041	24,780	3	9	2	9	7	11	0	8
18.	4/22	GWINNETT	L, 5-2	7-11	16th -7.0	D. Dodd (1-0)	A. Núñez (0-1)	Y. Ríos (2)	42°	2:06 PM	2:27	3,025	27,805	2	4	1	2	5	10	0	10
19.	4/23	GWINNETT	W, 5-3	8-11	16th -6.0	M. Mayers (1-1)	N. Kingham (0-3)	N. Wittgren (2)	49°	2:06 PM	2:23	2,046	29,851	5	12	3	6	3	8	0	9
20.	4/25	@ Nashville	L, 8-3	8-12	16th -7.0	R. Gasser (1-0)	J. Heasley (1-3)	-	67°	6:39 PM	2:14	4,127		3	5	1	3	8	11	0	6
21.	4/26	@ Nashville	L, 5-0	8-13	17th -8.0	C. Boushley (1-1)	M. Castillo (0-4)	-	68°	6:37 PM	2:27	5,455		0	4	0	5	5	11	1	8
22.	4/27	@ Nashville	W, 2-1	9-13	7th -7.0	A. Cox (1-0)	J. Junk (2-1)	N. Wittgren (3)	61°	7:19 PM	2:28 (4:4)	3,507		2	8	0	7	1	6	1	8
23.	4/28	@ Nashville	L, 4-3	9-14	7th -7.0	J. Bukauskas (1-0)	J. Dye (0-1)	-	69°	6:37 PM	2:26	6,707		3	5	1	3	4	7	1	4
24.	4/29	@ Nashville	L, 6-5 (10)	9-15	18th -8.0	L. Erceg (3-0)	E. Sisk (0-2)	-	70°	6:39 PM	2:58	9,833		5	8	0	6	6	13	1	15
25.	4/30	@ Nashville	W, 10-6	10-15	7th -7.0	A. Núñez (1-1)	J. Bukauskas (1-1)	-	61°	3:08 PM	3:00 (7:03)	9,469		10	11	1	9	6	9	3	9
APRIL Hitting Results: .250/.337/.441 (200-for-799), 49 2B, 2 3B, 33 HR, 124 R, 99 BB, 38 SB // APRIL Pitching Results: 9-15, 5.65 ERA (133 ER in 212.0 IP), 3/7 SV, 238 H, 30 HR, 104 BB, 198 K, 1.61 WHIP, .284 AVG																					
														STORM CHASERS				OPPONENT			
GM #	MAY	OPPONENT	SCORE	RECORD	STANDINGS, DIV	WIN	LOSS	SAVE	TEMP.	1ST PITCH	TIME	ATT.	HOME ATT.	R	H	E	LO	R	H	E	LO
26.	5/2	LOUISVILLE	L, 10-4	10-16	18th -8.0	A. Abbott (1-0)	M. Castillo (0-5)	-	57°	12:06 PM	2:57	2,024	31,875	4	6	0	10	10	14	2	8
27.	5/3	LOUISVILLE	L, 7-4	10-17	10th -9.0	B. Lively (4-0)	M. Martinez (1-1)	-	60°	11:07 AM	2:20	3,364	35,239	4	10	1	5	7	11	0	7
28.	5/4	LOUISVILLE	L, 12-10	10-18	10th -9.0	R. Wynne (1-1)	D. Parrish (1-1)	-	77°	6:36 PM	2:45	3,333	38,572	10	11	1	9	12	13	4	4
29.	5/5	LOUISVILLE	W, 6-2	11-18	10th -8.0	M. Mayers (2-1)	B. Williamson (1-4)	J. Kowar (1)	63°	6:36 PM	2:14	5,735	44,307	6	5	0	3	2	7	1	7
30.	5/6	LOUISVILLE	W, 11-9	12-18	8th -7.5	E. Sisk (1-2)	J. Kuhnel (0-1)	J. Cuas (1)	78°	6:37 PM	2:57	3,872	48,179	11	12	0	8	9	13	1	6
31.	5/7	LOUISVILLE	L, 4-3	12-19	9th -7.0	Z. Brown (1-1)	B. Kriske (0-1)	A. Busenitz (3)	82°	2:07 PM	2:46	2,469	50,648	3	8	0	7	4	6	0	8
32.	5/9	@ Scranton/WB	L, 14-2	12-20	9th -8.0	M. Spence (3-2)	D. Parrish (1-2)	-	68°	6:06 PM	2:20	3,053		2	4	1	2	14	18	1	7
33.	5/10	@ Scranton/WB	L, 4-3	12-21	10th -8.5	A. McGarity (3-0)	D. Coleman (0-1)	-	60°	11:05 AM	2:41	5,829		3	5	0	9	4	4	1	6
34.	5/11	@ Scranton/WB	W, 4-3 (11)	13-21	9th -8.5	A. Núñez (2-1)	D. Snelten (0-2)	-	76°	6:37 PM	3:02	3,691		4	4	0	6	3	8	2	10
35.	5/12	@ Scranton/WB	W, 3-2	14-21	9th -8.5	D. Lynch (1-0)	R. Vásquez (0-5)	N. Wittgren (4)	79°	6:35 PM	2:22	4,142		3	8	0	5	2	4	1	6
36.	5/13	@ Scranton/WB	L, 8-6	14-22	10th -9.0	A. McGarity (4-0)	B. Kriske (0-2)	-	76°	4:05 PM	2:32	5,027		6	14	0	6	8	10	0	5
37.	5/14	@ Scranton/WB	W, 6-3	15-22	9th -8.0	J. Dipoto (1-0)	D. Snelten (0-3)	N. Wittgren (5)	75°	1:06 PM	3:02	3,058		6	7	0	6	3	9	1	11
38.	5/16	TOLEDO	L, 9-2	15-23	10th -8.0	H. Hembree (4-1)	J. Heasley (1-4)	-	77°	6:36 PM	2:45	2,001	52,649	2	9	1	15	9	12	0	6
39.	5/17	TOLEDO	W, 16-8	16-23	10th -7.5	W. Pennington (1-0)	Z. Logue (1-3)	-	83°	6:37 PM	2:54	2,218	54,867	16	18	0	8	8	14	2	3
40.	5/18	TOLEDO	W, 9-0	17-23	10th -6.5	A. Cox (2-0)	B. Haniffee (0-3)	-	78°	6:37 PM	2:31	3,529	58,396	9	14	0	8	0	3	0	6
41.	5/19	TOLEDO	W, 9-1	18-23	10th -6.0	A. Núñez (3-1)	A. Bergner (1-1)	-	66°	6:36 PM	2:41	5,058	63,454	9	12	1	9	1	6	1	8
42.	5/20	TOLEDO	L, 4-1	18-24	10th -7.5	R. Olson (2-3)	J. McArthur (0-1)	M. Díaz (7)	75°	6:38 PM	2:47	6,882	70,336	1	2	0	8	4	5	1	8
43.	5/21	TOLEDO	W, 8-4	19-24	10th -6.5	N. Wittgren (1-0)	S. Elledge (0-1)	-	81°	5:07 PM	2:50	3,995	74,331	8	12	0	9	4	15	2	11
44.	5/23	@ St. Paul	W, 6-1	20-24	10th -6.5	D. Lynch (2-0)	S. Woods Richardson (0-5)	-	76°	11:09 AM	2:24	7,436		6	10	0	10	1	6	0	7
45.	5/24	@ St. Paul	L, 6-5	20-25	10th -6.5	O. Ortega (2-0)	B. Kriske (0-3)	-	68°	7:08 PM	3:00	4,222		5	11	1	12	6	9	2	9
46.	5/25	@ St. Paul	L, 8-6	20-26	10th -7.5	R. Henriquez (2-0)	A. Núñez (3-2)	P. Murphy (2)	74°	7:09 PM	2:50	7,218		6	10	3	12	8	10	2	6
47.	5/26	@ St. Paul	W, 6-4	21-26	9th -6.5	D. Parrish (2-2)	C. Sadzeck (1-3)	D. Coleman (1)	77°	7:08 PM	2:59	6,080		6	8	1	8	4	8	1	9
48.	5/27	@ St. Paul	L, 14-1	21-27	9th -7.5	R. Dobnak (2-1)	J. Heasley (1-5)	-	80°	7:10 PM	2:51	6,386		1	6	3	8	14	16	1	10
49.	5/28	@ St. Paul	L, 10-6	21-28	10th -8.5	J. Winder (3-1)	J. Kowar (2-3)	-	82°	5:12 PM	2:28	8,640		6	11	2	4	10	9	1	2
50.	5/30	MEMPHIS	W, 7-6	22-28	9th -8.0	A. Veneziano (1-0)	J. Woodford (0-1)	B. Kriske (1)	82°	7:06 PM	2:32	2,352	76,683	7	12	0	6	6	6	3	8
51.	5/31	MEMPHIS	L, 9-4	22-29	10th -8.5	M. McGreevy (4-0)	A. Cox (2-1)	-	84°	7:06 PM	2:37	5,049	81,732	4	9	2	8	9	11	2	8
MAY Hitting Results: .269/.366/.436 (238-for-885), 53 2B, 7 3B, 27 HR, 148 R, 120 BB, 58 SB // MAY Pitching Results: 12-14, 5.61 ERA (162 ER in 229.1 IP), 6/12 SV, 247 H, 46 HR, 126 BB, 235 K, 1.63 WHIP, .278 AVG																					
														STORM CHASERS				OPPONENT			
GM #	JUNE	OPPONENT	SCORE	RECORD	STANDINGS, DIV	WIN	LOSS	SAVE	TEMP.	1ST PITCH	TIME	ATT.	HOME ATT.	R	H	E	LO	R	H	E	LO
52.	6/1	MEMPHIS	L, 12-6	22-30	10th -9.0	D. Hudson (2-3)	C. Snider (2-1)	-	70°	7:07 PM	3:12	3,685	85,417	6	9	1	8	12	11	0	9
53.	6/2	MEMPHIS	W, 10-9 (10)	23-30	10th -8.5	J. Dipoto (2-0)															



GM #	JUNE	OPPONENT	SCORE	RECORD	STANDINGS, LG	WIN	LOSS	SAVE	TEMP.	1ST PITCH	TIME	ATT.	HOME ATT.	STORM CHASERS				OPPONENT			
														R	H	E	LO	R	H	E	LO
73.	6/28	IOWA	L, 9-2	0-1, 38-35	110th -1.0	C. Kilian (5-1)	B. Haniffee (0-3)	-	83°	12:07 PM	2:33	3,776	131,378	2	5	1	5	9	7	0	8
74.	6/29	IOWA	W, 8-3	1-1, 39-x-35	17th -1.0	M. Mayers (3-1)	R. Thompson (2-5)	-	89°	7:09 PM	2:44	5,951	137,329	8	12	0	11	3	3	1	4
75.	6/30	IOWA	L, 6-5	1-2, 39-36	111th -2.0	M. Rodriguez (2-3)	J. Kowar (2-4)	-	82°	7:08 PM	2:52	6,012	143,341	5	9	0	10	6	8	2	5

JUNE Hitting Results: .281/.380/.450 (226-for-804), 55 2B, 3 3B, 25 HR, 152 R, 125 BB, 45 SB // JUNE Pitching Results: 16-6, 4.35 ERA (104 ER in 215.1 IP), 6/11 SV, 187 H, 26 HR, 127 BB, 219 K, 1.46 WHIP, .232 AVG

GM #	JULY	OPPONENT	SCORE	RECORD	STANDINGS, LG	WIN	LOSS	SAVE	TEMP.	1ST PITCH	TIME	ATT.	HOME ATT.	STORM CHASERS				OPPONENT			
														R	H	E	LO	R	H	E	LO
76.	7/1	IOWA	PPD/Rain (Made up July 2, 6-2 loss)																		
77.	7/2 G1	IOWA	W, 11-1 (7)	2-2, 40-36	18th -1.5	J. Bowlan (2-0)	C. Clarke (0-3)	-	84°	2:07 PM	2:20	-	143,341	11	16	0	6	1	4	0	8
78.	7/2 G2	IOWA	L, 6-2 (7)	2-3, 40-37	113th -3.0	N. Neidert (4-3)	C. Ragans (0-1)	-	87°	5:06 PM	1:46	6,764	150,105	2	6	0	3	6	10	0	3
79.	7/3	IOWA	L, 7-6	2-4, 40-38	114th -4.0	B. Brown (4-5)	A. Zepa (0-1)	M. Rodriguez (10)	88°	7:08 PM	2:41	9,023	159,128	6	5	1	5	7	9	1	5
80.	7/4	@ Gwinnett	L, 3-2	2-5, 40-39	115th -4.0	R. Muñoz (2-2)	J. Kowar (2-5)	G. Holmes (5)	88°	7:07 PM	2:14	10,067		1	3	1	0	3	4	0	6
81.	7/5	@ Gwinnett	L, 8-7 (10)	2-6, 40-40	115th -4.0	B. Burrows (3-2)	B. Kriske (0-4)	-	83°	7:07 PM	3:08	1,811		7	13	1	9	8	10	0	9
82.	7/6	@ Gwinnett	L, 9-6	2-7, 40-41	118th -5.0	N. Margevicius (3-2)	E. Sisk (2-3)	G. Holmes (6)	81°	7:08 PM	2:21	2,761		6	10	1	4	9	6	0	2
83.	7/7	@ Gwinnett	W, 7-1	3-7, 41-41	116th -4.5	C. Ragans (1-1)	J. Shuster (2-2)	J. Bowlan (1)	80°	8:13 PM	2:45 (1:08)	4,515		7	13	0	13	1	7	0	8
83.	7/8	@ Gwinnett	Cancelled/Wet Grinds																		
83.	7/9	@ Gwinnett	L, 8-1	3-8, 41-42	18th -5.5	A. Winans (7-3)	B. Keller (0-2)	-	83°	1:06 PM	2:23	5,129		1	3	1	3	8	8	0	7
84.	7/14	INDIANAPOLIS	L, 13-5	3-9, 41-43	18th -5.5	K. Emanuel (7-3)	A. Zepa (0-2)	-	82°	7:08 PM	2:49	5,184	164,312	5	12	0	12	13	13	0	9
85.	7/15	INDIANAPOLIS	W, 8-3	4-9, 42-43	18th -5.5	W. Pennington (3-0)	C. Alldred (5-2)	-	85°	7:08 PM	2:35	5,768	170,080	8	8	0	5	3	9	0	9
86.	7/16	INDIANAPOLIS	L, 11-4	4-10, 42-44	118th -6.0	J. Jones (2-1)	B. Keller (0-3)	-	84°	5:06 PM	2:48	5,553	175,633	4	10	0	8	11	14	0	9
87.	7/18	ST. PAUL	W, 1-0	5-10, 43-44	18th -5.0	W. Pennington (4-0)	J. Winder (5-2)	-	65°	12:07 PM	2:00	2,525	178,158	1	5	0	5	0	2	1	4
88.	7/19	ST. PAUL	L, 9-4	5-11, 43-45	18th -6.0	L. Varland (4-0)	J. Bowlan (2-1)	A. Sanchez (1)	79°	7:07 PM	2:49	3,927	182,085	4	7	0	5	9	8	0	14
89.	7/20	ST. PAUL	L, 6-5	5-12, 43-46	118th -7.0	A. Brice (1-1)	S. Cruz (0-1)	P. Murphy (6)	79°	7:06 PM	2:44	5,555	187,640	5	10	0	9	6	10	0	9
90.	7/21	ST. PAUL	W, 5-4	6-12, 44-46	18th -6.5	C. Chamberlain (1-1)	J. Winder (5-3)	-	81°	7:07 PM	2:36	6,598	194,238	5	10	0	9	4	6	1	7
91.	7/22	ST. PAUL	W, 8-5	7-12, 45-46	7th -6.0	W. Klein (1-0)	B. Enlow (2-3)	-	83°	7:07 PM	2:27	5,528	199,766	8	9	0	6	5	9	2	4
92.	7/23	ST. PAUL	W, 3-1	8-12, 46-46	17th -5.0	J. McArthur (1-1)	P. Murphy (5-2)	W. Klein (1)	89°	5:07 PM	2:12	4,877	204,643	3	8	0	7	1	6	0	6
93.	7/25	@ Columbus	L, 10-2	8-13, 46-47	17th -5.5	J. Eickhoff (1-2)	J. Bowlan (2-2)	-	85°	7:06 PM	2:52	11,084		2	5	0	9	10	11	2	8
94.	7/26	@ Columbus	W, 5-2	9-13, 47-47	17th -5.5	W. Pennington (5-0)	C. Smith (2-1)	W. Klein (2)	85°	12:06 PM	2:43	10,100		5	7	1	11	2	6	0	5
95.	7/27	@ Columbus	W, 5-2	10-13, 48-47	17th -4.5	C. Ragans (2-1)	H. Gaddis (1-7)	J. Kowar (2)	88°	7:05 PM	2:53	7,261		5	8	0	10	2	5	2	11
96.	7/28	@ Columbus	W, 7-6	11-13, 49-47	15th -4.0	M. Castillo (3-6)	T. Ponticelli (2-6)	W. Klein (3)	82°	7:05 PM	2:50	7,838		7	8	0	6	6	9	0	4
97.	7/29	@ Columbus	L, 6-3	11-14, 49-48	116th -5.0	P. Diehl (3-1)	A. Veneziano (4-1)	T. Herrin (2)	84°	7:06 PM	2:41	10,100		3	11	0	14	6	8	0	4
98.	7/30	@ Columbus	W, 7-5	12-14, 50-48	15th -5.0	J. Bowlan (3-2)	P. Battenfield (0-3)	-	85°	4:07 PM	2:12	9,008		7	7	1	3	5	8	0	7

JULY Hitting Results: .256/.347/.443 (194-for-757), 42 2B, 6 3B, 29 HR, 113 R, 102 BB, 22 SB // JULY Pitching Results: 11-12, 5.41 ERA (119 ER in 198.0 IP), 5/8 SV, 182 H, 32 HR, 112 BB, 203 K, 1.48 WHIP, .245 AVG

GM #	AUGUST	OPPONENT	SCORE	RECORD	STANDINGS, LG	WIN	LOSS	SAVE	TEMP.	1ST PITCH	TIME	ATT.	HOME ATT.	STORM CHASERS				OPPONENT			
														R	H	E	LO	R	H	E	LO
99.	8/1	@ Louisville	L, 3-2	12-15, 50-49	116th -5.0	T. Santillan (1-1)	W. Klein (1-1)	-	86°	6:38 PM	2:37	4,970		2	4	1	7	3	4	2	8
100.	8/2	@ Louisville	L, 5-4	12-16, 50-50	17th -6.0	A. Busenitz (3-2)	C. Chamberlain (1-2)	-	79°	6:37 PM	2:25	4,023		4	4	3	4	5	6	0	7
101.	8/3	@ Louisville	L, 11-2	12-17, 50-51	17th -6.0	R. Meisinger (1-1)	D. Parrish (4-3)	-	83°	6:36 PM	2:44	4,339		2	5	3	7	11	14	0	12
102.	8/4	@ Louisville	L, 8-3	12-18, 50-52	17th -7.0	L. Stoudt (3-3)	A. Veneziano (4-2)	-	90°	7:17 PM	2:40	4,746		3	8	1	7	8	12	0	9
103.	8/5	@ Louisville	L, 5-1	12-19, 50-53	18th -7.5	V. Gutierrez (1-0)	J. Bowlan (3-3)	-	85°	7:19 PM	2:29	6,673		1	6	2	7	5	10	1	9
104.	8/6	@ Louisville	L, 5-4	12-20, 50-54	18th -8.0	S. Bracho (2-1)	W. Klein (1-2)	-	84°	1:08 PM	2:29	4,802		4	8	0	10	5	9	0	6
105.	8/8	IOWA	L, 8-2	12-21, 50-55	118th -8.0	A. Kay (1-0)	W. Pennington (5-1)	B. Horn (1)	84°	7:06 PM	2:29	3,216	207,859	2	5	2	6	8	7	0	8
106.	8/9	IOWA	L, 20-1	12-22, 50-56	118th -9.0	L. Little (1-0)	D. Parrish (4-4)	-	80°	7:07 PM	2:48	2,760	210,619	1	4	1	4	20	17	0	9
107.	8/10	IOWA	L, 10-3	12-23, 50-57	19th -10.0	C. Clarke (2-4)	W. Pennington (5-2)	-	84°	7:07 PM	2:44	4,994	215,613	3	6	0	8	10	11	1	7
108.	8/11	IOWA	L, 9-4	12-24, 50-58	19th -11.0	A. Kay (2-0)	E. Sisk (2-4)	-	87°	7:07 PM	3:20	7,379	222,992	4	10	1	12	9	13	0	10
109.	8/12	IOWA	L, 7-4	12-24, 50-58	19th -11.0	S. Reyes (1-0)	B. de Geus (0-1)	L. Little (1)	88°	5:35 PM	2:33	9,023	232,015	4	7	1	5	7	9	0	8
110.	8/13	IOWA	PPD (Make Up TBD)																		
110.	8/15	@ Toledo	W, 11-8	13-24, 51-58	19th -10.5	C. Snider (5-1)	J. O'Loughlin (1-5)	-	69°	6:37 PM	2:42	4,837		11	15	1	6	8	15	1	7
111.	8/16	@ Toledo																			
112.	8/17	@ Toledo																			
113.	8/18	@ Toledo																			
114.	8/19	@ Toledo																			
115.	8/20	@ Toledo																			
116.	8/22	ST. PAUL																			
117.	8/23	ST. PAUL																			
118.	8/24	ST. PAUL																			
119.	8/25	ST. PAUL																			
120.	8/26	ST. PAUL																			
121.	8/27	ST. PAUL																			
122.	8/29	LOUISVILLE																			
123.	8/30	LOUISVILLE																			
124.	8/31	LOUISVILLE																			

AUGUST Hitting Results: TBD // AUGUST Pitching Results: TBD

														STORM CHASERS				OPPONENT			
GM #	SEPTEMBER	OPPONENT	SCORE	RECORD	STANDINGS, LG	WIN	LOSS	SAVE	TEMP.	1ST PITCH	TIME	ATT.	HOME ATT.	R	H	E	LO	R	H	E	LO
125.	9/1	LOUISVILLE																			
126.	9/2	LOUISVILLE																			
127.	9/3	LOUISVILLE																			
128.	9/5	@ Iowa																			
129.	9/6	@ Iowa																			
130.	9/7	@ Iowa																			
131.	9/8	@ Iowa																			
132.	9/9	@ Iowa																			
133.	9/10	@ Iowa																			
134.	9/12	INDIANAPOLIS																			
135.	9/13	INDIANAPOLIS																			
136.	9/14	INDIANAPOLIS																			
137.	9/15	INDIANAPOLIS																			
138.	9/16	INDIANAPOLIS																			
139.	9/17	INDIANAPOLIS																			
140.	9/19	@ Columbus																			
141.	9/20	@ Columbus																			
142.	9/21	@ Columbus																			
143.	9/22	@ Columbus																			
144.	9/23	@ Columbus																			
145.	9/24	@ Columbus																			

### LF

Tucker Bradley, 46 (23-23)  
 Brewer Hicklen, 13 (4-9)  
 Dairon Blanco, 11 (6-5)  
 Samad Taylor, 9 (6-3)  
 John Rave, 9 (5-4)  
 Nate Eaton, 6 (3-3)  
 Nelson Velázquez, 4 (0-4)  
 Nick Pratto, 3 (1-2)  
 Devin Mann, 3 (0-3)  
 Tyler Gentry, 2 (1-1)  
 Edward Olivares, 1 (1-0)  
 Franmil Reyes, 1 (1-0)  
 Nick Loftin, 1 (0-1)

### CF

Dairon Blanco, 26 (13-13)  
 John Rave, 26 (10-16)  
 Nate Eaton, 19 (9-10)  
 Drew Waters, 12 (7-5)  
 Samad Taylor, 11 (2-9)  
 Kyle Isbel, 8 (6-2)  
 Brewer Hicklen, 5 (2-3)  
 Bubba Thompson, 1 (1-0)  
 Nelson Velázquez, 1 (0-1)

### RF

Tyler Gentry, 90 (41-49)  
 Nate Eaton, 6 (3-3)  
 John Rave, 5 (2-3)  
 Dairon Blanco, 4 (4-0)  
 CJ Alexander, 4 (1-3)  
 Brewer Hicklen, 1 (0-1)

### SS

Angelo Castellano, 48 (20-28)  
 Adeiny Hechavarria, 35 (14-21)  
 Maikel Garcia, 14 (8-6)  
 Clay Dungan, 9 (5-4)  
 Jermaine Palacios, 2 (2-0)  
 Johan Camargo, 1 (1-0)  
 Nicky Lopez, 1 (1-0)

### 2B

Samad Taylor, 49 (27-22)  
 Nick Loftin, 21 (4-17)  
 Clay Dungan, 17 (10-7)  
 Nate Eaton, 8 (4-4)  
 Angelo Castellano, 7 (3-4)  
 Johan Camargo, 3 (2-1)  
 Michael Massey, 2 (1-1)  
 Devin Mann, 2 (0-2)  
 Nicky Lopez, 1 (0-1)

### 3B

Nick Loftin, 41 (23-18)  
 Clay Dungan, 18 (9-9)  
 Jermaine Palacios, 10 (6-4)  
 Nate Eaton, 10 (3-7)  
 Maikel Garcia, 10 (2-8)  
 Angelo Castellano, 9 (4-5)  
 Johan Camargo, 8 (5-3)  
 Devin Mann, 2 (0-2)  
 Samad Taylor, 2 (0-2)  
 Nicky Lopez, 1 (0-1)

### SP

Max Castillo, 15 (5-10)  
 Drew Parrish, 14 (7-7)  
 Jonathan Heasley, 13 (7-6)  
 Anthony Veneziano, 11 (6-5)  
 Austin Cox, 9 (5-4)  
 Mike Mayers, 8 (3-5)  
 Jonathan Bowlan, 6 (2-4)  
 Angel Zerpa, 6 (1-5)  
 Daniel Lynch, 4 (3-1)  
 Cole Ragans, 4 (3-1)  
 Daniel Mengden, 3 (3-0)  
 Alec Marsh, 3 (2-1)  
 Ryan Yarbrough, 3 (1-2)  
 Evan Sisk, 3 (0-3)  
 Brad Keller, 2 (1-1)  
 James McArthur, 2 (1-1)  
 Andrew Hoffmann, 1 (1-0)  
 Joe Barlow, 1 (0-1)  
 Jackson Kowar, 1 (0-1)  
 Marcelo Martinez, 1 (0-1)

### 1B

CJ Alexander, 41 (19-22)  
 Logan Porter, 21 (12-9)  
 Nick Pratto, 16 (6-10)  
 Angelo Castellano, 12 (6-6)  
 Matt Beaty, 5 (3-2)  
 Jermaine Palacios, 4 (1-3)  
 Paxton Wallace, 3 (2-1)  
 Greyson Jenista, 3 (1-2)  
 Devin Mann, 3 (1-2)  
 Johan Camargo, 2 (1-1)

### DH

Brewer Hicklen, 34 (23-11)  
 Tucker Bradley, 14 (5-9)  
 CJ Alexander, 11 (7-4)  
 Tyler Gentry, 8 (2-6)  
 Dairon Blanco, 7 (4-3)  
 Nick Loftin, 5 (0-5)  
 Matt Beaty, 4 (3-1)  
 Logan Porter, 4 (1-3)  
 Nate Eaton, 4 (0-4)  
 Clay Dungan, 3 (2-1)  
 Jackson Reetz, 3 (1-2)  
 Franmil Reyes, 3 (1-2)  
 John Rave, 2 (0-0)  
 Johan Camargo, 2 (0-2)  
 Freddy Fermin, 2 (0-2)  
 Kyle Isbel, 1 (1-0)  
 Michael Massey, 1 (0-1)  
 Samad Taylor, 1 (0-1)  
 Nelson Velázquez, 1 (0-1)

### C

Logan Porter, 60 (27-33)  
 Jackson Reetz, 23 (12-11)  
 José Briceño, 15 (6-9)  
 Freddy Fermin, 12 (6-6)

1	2	3	4	5	6	7	8	9
Samad Taylor, 53 (23-30) Drew Waters, 12 (7-5) Brewer Hicklen, 11 (7-4) Dairon Blanco, 9 (7-2) John Rave, 9 (1-8) Clay Dungan, 6 (1-5) Tucker Bradley, 4 (1-3) Bubba Thompson, 1 (1-0)	Maikel Garcia, 24 (10-14) Nick Loftin, 19 (4-15) Samad Taylor, 16 (11-5) John Rave, 13 (9-4) Nate Eaton, 11 (3-8) Kyle Isbel, 9 (7-2) Matt Beaty, 4 (1-3) Tucker Bradley, 3 (1-2) Nicky Lopez, 3 (1-2) Michael Massey, 2 (1-1) Clay Dungan, 1 (1-0) Edward Olivares, 1 (1-0) CJ Alexander, 1 (0-1) Adeiny Hechavarria, 1 (0-1) Logan Porter, 1 (0-1)	Tyler Gentry, 57 (28-29) Nick Loftin, 13 (8-5) Logan Porter, 9 (4-5) John Rave, 8 (2-6) Devin Mann, 7 (0-7) Nick Pratto, 4 (3-1) Samad Taylor, 3 (1-2) Matt Beaty, 2 (2-0) Nate Eaton, 2 (1-1) Nelson Velázquez, 2 (0-2) Clay Dungan, 1 (0-1) Michael Massey, 1 (0-1)	Logan Porter, 35 (16-19) Tyler Gentry, 15 (5-10) Nick Pratto, 14 (6-8) CJ Alexander, 10 (6-4) Johan Camargo, 8 (6-2) Nick Loftin, 4 (2-2) Franmil Reyes, 4 (2-2) Devin Mann, 3 (1-2) John Rave, 3 (0-3) Matt Beaty, 1 (1-0) Freddy Fermin, 1 (1-0) Brewer Hicklen, 1 (0-1) Nelson Velázquez, 1 (0-1)	Nick Loftin, 25 (9-16) Logan Porter, 18 (9-9) Nate Eaton, 14 (6-8) CJ Alexander, 13 (10-3) Tucker Bradley, 9 (2-7) John Rave, 6 (3-3) Brewer Hicklen, 5 (4-1) Clay Dungan, 4 (3-1) Johan Camargo, 4 (1-3) Tyler Gentry, 4 (1-3) Jackson Reetz, 2 (2-0) Dairon Blanco, 1 (0-1) Freddy Fermin, 1 (0-1) Greyson Jenista, 1 (0-1) Nick Pratto, 1 (0-1) Nelson Velázquez, 1 (0-1)	CJ Alexander, 17 (7-10) Logan Porter, 16 (6-10) Tyler Gentry, 16 (4-12) Brewer Hicklen, 11 (6-5) Nate Eaton, 9 (4-5) Jackson Reetz, 8 (3-5) Nick Loftin, 5 (2-3) Adeiny Hechavarria, 4 (3-1) Tucker Bradley, 4 (2-2) Dairon Blanco, 4 (2-2) Jermaine Palacios, 3 (3-0) Clay Dungan, 3 (2-1) Freddy Fermin, 2 (2-0) Nelson Velázquez, 2 (0-2) Matt Beaty, 1 (1-0) José Briceño, 1 (1-0) Greyson Jenista, 1 (1-0) John Rave, 1 (1-0) Johan Camargo, 1 (0-1)	Dairon Blanco, 17 (9-8) Brewer Hicklen, 15 (7-8) Adeiny Hechavarria, 13 (5-8) Jackson Reetz, 11 (6-5) CJ Alexander, 11 (3-8) Freddy Fermin, 10 (3-7) Clay Dungan, 6 (4-2) Jermaine Palacios, 6 (2-4) Tyler Gentry, 5 (4-1) Logan Porter, 5 (3-2) Tucker Bradley, 3 (2-1) Nate Eaton, 3 (1-2) Angelo Castellano, 1 (1-0) Johan Camargo, 1 (0-1) Greyson Jenista, 1 (0-1) Nick Loftin, 1 (0-1)	Clay Dungan, 20 (12-8) Dairon Blanco, 15 (7-8) José Briceño, 13 (5-8) Tucker Bradley, 12 (6-6) Adeiny Hechavarria, 12 (6-6) Brewer Hicklen, 10 (3-7) Angelo Castellano, 9 (4-5) Jackson Reetz, 5 (2-3) Jermaine Palacios, 4 (3-1) CJ Alexander, 3 (0-3) Tyler Gentry, 2 (1-1) Paxton Wallace, 2 (1-1) Johan Camargo, 1 (1-0) Nate Eaton, 1 (1-0) John Rave, 1 (1-0)	Angelo Castellano, 65 (26-39) Tucker Bradley, 25 (14-11) Adeiny Hechavarria, 6 (3-3) Clay Dungan, 5 (2-3) Jermaine Palacios, 3 (1-2) Dairon Blanco, 2 (2-0) Brewer Hicklen, 1 (1-0) José Briceño, 1 (0-1) Paxton Wallace, 1 (0-1)



		POSITION										BATTING ORDER									
PLAYER	GS	C	1B	2B	3B	SS	LF	CF	RF	OF	DH	1ST	2ND	3RD	4TH	5TH	6TH	7TH	8TH	9TH	
Tyler Gentry	100						2		90	92	8				57	15	4	15	5	3	
Logan Porter	86	60	22								4		1	9	37	18	16	4			
Angelo Castellano	76		12	7	9	48												1	9	65	
Samad Taylor	72			49	2		9	11		20	1	53	16	3							
Nick Loftin	68			21	41		1				5		19	13	4	25	5	1			
Tucker Bradley	60						46			46	14	4	3			9	4	3	12	25	
CJ Alexander	56		41						4	4	11		1		10	13	17	12	3		
Brewer Hicklen	54						14	5	1	20	34	11			1	5	11	15	10	1	
Nate Eaton	54			8	10		6	20	6	32	4	4	11	2	9	14	10	3			
Dairon Blanco	48						11	26	4	47	7	9				1	4	17	15	2	
Clay Dungan	47			17	18	9					3	7	1	1		4	3	6	20	5	
John Rave	42						9	26	5	40	2	9	13	8	3	6	1		1		
Adeiny Hechavarria	35					35							1				4	13	11	6	
Jakson Reetz	26	23									3					2	8	11	5		
Maikel Garcia	24				10	14							24								
Nick Pratto	18		15				3			3				4	13	1					
Jermaine Palacios	16		4		10	2											3	6	4	3	
Johan Camargo	15		2	3	7	1					2				8	4	1	1	1		
José Briceño	15	15															1		13	1	
Freddy Fermin	14	12									2				1	1	2	10			
Drew Waters	12							12		12		12									
Devin Mann	10		3	2	2		3			3			9								
Kyle Isbel	9							8		8	1		5	2	1		1				
Matt Beaty	9		5								4			7	2						
Nelson Velázquez	6						4	1		5	1			2	1	1	2				
Franmil Reyes	4						1			7	3				4						
Nicky Lopez	3			1	1	1								2	1	1	2				
Greyson Jenista	3		3												4						
Michael Massey	3			2							1		3								
Paxton Wallace	3		3													1	1	1			
Bubba Thompson	1							1		7			2	1							
Edward Olivares	1						1			7									2	1	

## # OF LINEUP COMBOS

110 Games

108 Unique Lineup Combinations Used

## MOST USED LINEUP (2, 2x)

PLAYER	Pos.
1. Brewer Hicklen	DH
2. John Rave	CF
3. Logan Porter	C
4. Nate Eaton	2B
5. Tucker Bradley	LF
6. Tyler Gentry	RF
7. Adeiny Hechavarria	SS
8. Clay Dungan	3B
9. Angelo Castellano	1B

## STORM CHASERS POSITION PRODUCTION

	AVG	AB	H	TB	2B	3B	HR	RBI	BB	SO	OBP	SLG	OPS	SAC	SF	HBP	GIDP
C	.244	397	97	160	21	0	14	50	55	115	.346	.403	.749	0	3	8	13
1B	.236	419	99	185	20	3	20	59	42	119	.311	.442	.753	0	4	5	8
2B	.269	412	111	173	21	4	11	61	68	88	.374	.420	.794	1	8	6	13
3B	.286	409	117	186	27	0	14	70	58	83	.373	.455	.828	1	7	3	14
SS	.242	385	93	152	23	0	12	67	53	90	.333	.395	.728	0	3	1	5
LF	.260	389	101	173	28	4	12	63	55	102	.355	.445	.800	2	6	6	13
CF	.286	426	122	199	27	4	14	53	54	99	.379	.467	.846	2	2	11	15
RF	.260	412	107	184	23	3	16	64	65	105	.368	.447	.815	1	6	9	7
DH	.254	406	103	174	23	3	14	52	57	121	.352	.429	.781	2	2	6	7

## STORM CHASERS BATTING ORDER PRODUCTION

	AVG	AB	H	TB	2B	3B	HR	RBI	BB	SO	OBP	SLG	OPS	SAC	SF	HBP	GIDP
1st	.300	446	134	209	29	8	10	65	60	97	.386	.469	.855	1	9	8	11
2nd	.258	434	112	177	30	1	11	65	66	102	.356	.408	.764	1	5	3	13
3rd	.238	425	101	164	23	2	12	70	59	107	.339	.386	.725	1	8	10	12
4th	.238	429	102	178	20	1	18	55	49	119	.322	.415	.737	0	6	7	10
5th	.265	426	113	194	20	2	19	66	45	98	.339	.455	.794	1	3	4	13
6th	.266	403	107	198	27	2	20	51	51	102	.354	.491	.845	0	2	5	8
7th	.218	381	83	151	19	2	15	62	58	112	.331	.396	.727	2	3	8	12
8th	.270	359	97	153	18	1	12	41	70	105	.401	.426	.827	1	2	10	6
9th	.277	372	103	165	28	2	10	67	50	90	.360	.444	.804	2	3	0	10

## OUTFIELD ASSIST LOG (25)

#	OUTFIELDER	Pos.	ARM (MPH)	GAME	INNING	BASE	PITCHER	BATTER	RUNNER OUT	PLAY
1.	Tucker Bradley	LF	85.7	4/4 vs. Toledo	▲ 6	3rd	Brooks Kriske	Akil Baddoo	Akil Baddoo	Baddoo 3-RBI double, out at 3rd (7-6-5)
2.	Tyler Gentry	RF	62.2	4/14 @ Iowa	▼ 5	Home	Andrés Núñez	Matt Mervis	Christopher Morel	Mervis double, Morel out at home (9-4-2)
3.	Dairon Blanco	CF	—	4/19 vs. Gwinnett	▲ 3	2nd	Jonathan Heasley	Hendrik Clementina	Hendrik Clementina	Clementina RBI single, out at 2nd (8-4)
4.	Samad Taylor	CF	71.8	4/26 @ Nashville	▼ 5	2nd	Max Castillo	Andruw Monasterio	Andruw Monasterio	Monasterio single, out at 2nd (8-5-3-5)
5.	Nate Eaton	CF	95.4	4/27 @ Nashville	▼ 1	Home	Austin Cox	Keston Hiura	Andruw Monasterio	Hiura single, Monasterio out at home (8-2)
6.	Dairon Blanco	CF	43.3	4/28 @ Nashville	▼ 8	2nd	Jackson Kowar	Keston Hiura	Keston Hiura	Hiura 2-RBI single, out at 2nd (7-2-4)
7.	Brewer Hicklen	LF	67.7	5/2 vs. Louisville	▲ 5	2nd	Max Castillo	Matt McLain	Matt McLain	McLain 2-RBI single, out at 2nd (7-5-4-3-5)
8.	Dairon Blanco	CF	88.9	5/5 vs. Louisville	▲ 4	Home	Mike Mayers	Nick Martini	Will Benson	Martini flies out to CF, Benson out at home (8-2)
9.	Franmil Reyes	RF	68.2	5/6 vs. Louisville	▲ 6	2nd	Collin Snider	Matt McLain	Matt McLain	McLain RBI double, out at 2nd (7-6-4-5)
10.	Tyler Gentry	RF	69.6	5/11 @ Scranton/WB	▼ 9	Home	Nick Wittgren	Billy McKinney	Michael Hermosillo	McKinney RBI single, Hermosillo out at home (9-5-2)
11.	Drew Waters	CF	—	5/20 vs. Toledo	▲ 6	3rd	Walter Pennington	Parker Meadows	Jermaine Palacios	Meadows sacrifice fly DP, Palacios out at 3rd (8-6)
12.	Tucker Bradley	LF	—	5/25 @ St. Paul	▼ 5	2nd	Jackson Kowar	Chris Williams	Chris Williams	Williams RBI single, out at 2nd (7-5-3-4-3)
13.	Dairon Blanco	RF	83.8	5/26 @ St. Paul	▼ 3	2nd	Drew Parrish	Andrew Stevenson	Tony Wolters	Stevenson flies into a double play, Wolters out at 2nd (9-6)
14.	Tyler Gentry	RF	—	5/27 @ St. Paul	▼ 1	3rd	Jonathan Heasley	Jose Miranda	Andrew Stevenson	Miranda flies into a double play, Stevenson out at 3rd (9-1-5)
15.	Tyler Gentry	RF	92.1	5/28 @ St. Paul	▼ 3	Home	Max Castillo	Jose Miranda	Alex De Goti	Miranda lines into a double play, De Goti out at 3rd (9-2)
16.	Brewer Hicklen	LF	94.6	5/28 @ St. Paul	▼ 7	Home	Jackson Kowar	Jose Miranda	Andrew Stevenson	Miranda RBI single, Stevenson scores, Reetz Error (7-2)
17.	Nate Eaton	RF	74.9	6/4 vs. Memphis	▲ 9	2nd	Jonah Dipoto	Juniel Querecuto	Juniel Querecuto	Querecuto RBI single, out at 2nd (9-6)
18.	Brewer Hicklen	CF	71.5	6/8 @ Indianapolis	▼ 5	2nd	Drew Parrish	Henry Davis	Henry Davis	Davis single, out at 2nd (8-4)
19.	John Rave	LF	89.4	6/20 @ Rochester	▼ 1	2nd	Alec Marsh	Nomar Mazara	Nomar Mazara	Mazara RBI single, out at 2nd (7-2-4)
20.	Nate Eaton	CF	99.9	7/2 vs. Iowa [G1]	▲ 2	2nd	Brad Keller	Edwin Rios	Edwin Rios	Rios single, out at 2nd (8-4)
21.	Nate Eaton	LF	96.4	7/15 vs. Indianapolis	▲ 8	2nd	Brooks Kriske	Alika Williams	Aaron Shackelford	Williams single, Shackelford out at 2nd (7-5)
22.	Nate Eaton	CF	98.7	7/16 vs. Indianapolis	▲ 5	3rd	Emilio Marquez	Canaan Smith-Njigba	Chris Owings	Smith-Njigba single, Owings out at 3rd (8-5)
23.	Nate Eaton	RF	96.7	7/26 @ Columbus	▼ 9	2nd	Will Klein	Jhonkensy Noel	Zack Collins	Noel flies into a force out, Collins out at 2nd (9-6)
24.	Nate Eaton	CF	—	8/2 @ Louisville	▼ 9	Home	Christian Chamberlain	Michael Siani	Jose Barrero	Siani single, Barrero out at home (9-6-2)
25.	Nick Loftin	LF	80.6	8/4 @ Louisville	▼ 7	2nd	Jonah Dipoto	TJ Hopkins	TJ Hopkins	Hopkins single, out at 2nd (7-4)

## BY PLAYER

	LF	1
NATE EATON (7)	CF	4
	RF	2
	LF	1
DAIRON BLANCO (4)	CF	2
	RF	1
TYLER GENTRY (4)	RF	4
	LF	2
BREWER HICKLEN (3)	CF	1
	LF	2
TUCKER BRADLEY (2)	LF	2
	LF	1
JOHN RAVE (1)	LF	1
	LF	1
FRANMIL REYES (1)	LF	1
	CF	1
SAMAD TAYLOR (1)	CF	1
	CF	1
DREW WATERS (1)	CF	1

DATE	OPPONENT	RESULT	SP	C	1B	2B	3B	SS	LF	CF	RF	DH
3/31	@ Indianapolis	W 8-6	Mike Mayers	Freddy Fermin	Nick Pratto	Samad Taylor	Nick Loftin	Maikel Garcia	Tucker Bradley	Dairon Blanco	Tyler Gentry	CJ Alexander
4/1	@ Indianapolis	W 12-1	Austin Cox	Logan Porter	Nick Pratto	Angelo Castellano	Nick Loftin	Maikel Garcia	Samad Taylor	Dairon Blanco	Tyler Gentry	Jackson Reetz
4/2	@ Indianapolis	W 8-3	Jonathan Heasley	Freddy Fermin	Nick Pratto	Samad Taylor	Nick Loftin	Maikel Garcia	Tucker Bradley	Dairon Blanco	Tyler Gentry	CJ Alexander
4/4	TOLEDO	L 9-2	Max Castillo	Freddy Fermin	Nick Pratto	Samad Taylor	Nick Loftin	Maikel Garcia	Tucker Bradley	Dairon Blanco	Tyler Gentry	CJ Alexander
4/5	TOLEDO	L 7-6	Mike Mayers	Jackson Reetz	Logan Porter	Angelo Castellano	Nick Loftin	Maikel Garcia	Dairon Blanco	Samad Taylor	Tyler Gentry	Freddy Fermin
4/6	TOLEDO	L 8-5	Jackson Kowar	Freddy Fermin	Logan Porter	Samad Taylor	Nick Loftin	Maikel Garcia	Tucker Bradley	Dairon Blanco	Tyler Gentry	Logan Porter
4/7	TOLEDO	W 9-4	Jonathan Heasley	Freddy Fermin	Logan Porter	Samad Taylor	Angelo Castellano	Maikel Garcia	Tucker Bradley	Dairon Blanco	CJ Alexander	Tyler Gentry
4/8	TOLEDO	W 13-8	Drew Parrish	Freddy Fermin	Nick Pratto	Samad Taylor	Maikel Garcia	Angelo Castellano	Tucker Bradley	Dairon Blanco	Tyler Gentry	CJ Alexander
4/9	TOLEDO	L 8-2	Max Castillo	Logan Porter	Nick Pratto	Samad Taylor	Angelo Castellano	Maikel Garcia	Tyler Gentry	Dairon Blanco	CJ Alexander	Jackson Reetz
4/11	@ Iowa	W 9-6	Mike Mayers	Freddy Fermin	Nick Loftin	Samad Taylor	Nick Loftin	Maikel Garcia	Tucker Bradley	Dairon Blanco	Tyler Gentry	Logan Porter
4/12	@ Iowa	W 10-6	Austin Cox	Logan Porter	Nick Pratto	Samad Taylor	Nick Loftin	Maikel Garcia	Tucker Bradley	Dairon Blanco	Tyler Gentry	CJ Alexander
4/13	@ Iowa	L 14-1	Jonathan Heasley	Freddy Fermin	Nick Pratto	Angelo Castellano	Nick Loftin	Maikel Garcia	Tucker Bradley	Samad Taylor	CJ Alexander	Tyler Gentry
4/14	@ Iowa	W 11-8	Drew Parrish	Freddy Fermin	CJ Alexander	Angelo Castellano	Nick Loftin	Maikel Garcia	Dairon Blanco	Samad Taylor	Tyler Gentry	Logan Porter
4/18	WINNETT	L 4-1	Mike Mayers	Freddy Fermin	Logan Porter	Nick Loftin	Maikel Garcia	Angelo Castellano	Nick Pratto	Samad Taylor	CJ Alexander	Tyler Gentry
4/19	WINNETT	L 6-2	Jonathan Heasley	Freddy Fermin	Logan Porter	Samad Taylor	Nick Loftin	Maikel Garcia	Tucker Bradley	Samad Taylor	Tyler Gentry	Freddy Fermin
4/20	WINNETT	L 9-3	Max Castillo	Freddy Fermin	Nick Pratto	Nick Loftin	Maikel Garcia	Angelo Castellano	Dairon Blanco	Samad Taylor	Tyler Gentry	Logan Porter
4/21	WINNETT	L 7-3	Austin Cox	Jackson Reetz	Nick Pratto	Nick Loftin	Maikel Garcia	Angelo Castellano	Tucker Bradley	Samad Taylor	Tyler Gentry	CJ Alexander
4/22	WINNETT	L 5-2	Drew Parrish	Logan Porter	CJ Alexander	Samad Taylor	Maikel Garcia	Angelo Castellano	Nick Pratto	Dairon Blanco	Tyler Gentry	Nick Loftin
4/23	WINNETT	W 6-3	Mike Mayers	Jackson Reetz	Nick Pratto	Samad Taylor	Nick Loftin	Maikel Garcia	Tucker Bradley	Dairon Blanco	Tyler Gentry	Samad Taylor
4/25	@ Nashville	L 10-3	Jonathan Heasley	Logan Porter	Nick Loftin	Maikel Garcia	Angelo Castellano	Angelo Castellano	Tyler Gentry	Dairon Blanco	Tyler Gentry	Dairon Blanco
4/26	@ Nashville	L 5-0	Max Castillo	Logan Porter	Nick Pratto	Nick Loftin	Maikel Garcia	Angelo Castellano	Brewer Hicklen	Samad Taylor	Tyler Gentry	CJ Alexander
4/27	@ Nashville	W 2-1	Austin Cox	Jackson Reetz	CJ Alexander	Samad Taylor	Nick Loftin	Maikel Garcia	Nick Pratto	Dairon Blanco	Tyler Gentry	Tyler Gentry
4/28	@ Nashville	L 4-3	Drew Parrish	Logan Porter	CJ Alexander	Samad Taylor	Maikel Garcia	Angelo Castellano	Dairon Blanco	Samad Taylor	Tyler Gentry	Brewer Hicklen
4/29	@ Nashville	W 10-6 (10)	Mike Mayers	Jackson Reetz	CJ Alexander	Nicky Lopez	Angelo Castellano	Angelo Castellano	Samad Taylor	Samad Taylor	Tyler Gentry	Freddy Fermin
4/30	@ Nashville	L 4-3	Jonathan Heasley	Freddy Fermin	Logan Porter	Samad Taylor	Nick Loftin	Maikel Garcia	Tucker Bradley	Nate Eaton	Tyler Gentry	Brewer Hicklen
5/2	LOUISVILLE	L 10-4	Max Castillo	Jackson Reetz	Logan Porter	Samad Taylor	Nate Eaton	Angelo Castellano	Brewer Hicklen	Dairon Blanco	Tyler Gentry	Nick Loftin
5/3	LOUISVILLE	L 7-4	Marcelo Martinez	Logan Porter	CJ Alexander	Samad Taylor	Nick Loftin	Angelo Castellano	Tucker Bradley	Nate Eaton	Tyler Gentry	Brewer Hicklen
5/4	LOUISVILLE	L 12-10	Drew Parrish	Logan Porter	CJ Alexander	Samad Taylor	Nick Loftin	Angelo Castellano	Tucker Bradley	Brewer Hicklen	Tyler Gentry	Samad Taylor
5/6	LOUISVILLE	W 6-3	Mike Mayers	Jackson Reetz	Logan Porter	Samad Taylor	Nick Loftin	Angelo Castellano	Brewer Hicklen	Dairon Blanco	Tyler Gentry	Samad Taylor
5/6	LOUISVILLE	W 11-9	Daniel Mengden	Logan Porter	CJ Alexander	Samad Taylor	Nick Loftin	Angelo Castellano	Frammil Reyes	Dairon Blanco	Tyler Gentry	Tucker Bradley
5/7	LOUISVILLE	L 4-3	Daniel Lynch	Jackson Reetz	Logan Porter	Samad Taylor	Nick Loftin	Angelo Castellano	Brewer Hicklen	Dairon Blanco	Tyler Gentry	Frammil Reyes
5/9	@ Scranton/WB	L 14-2	Drew Parrish	Logan Porter	CJ Alexander	Samad Taylor	Nick Loftin	Angelo Castellano	Tucker Bradley	Drew Waters	Tyler Gentry	Brewer Hicklen
5/10	@ Scranton/WB	L 6-2	Mike Mayers	Logan Porter	Logan Porter	Clay Dungan	Nick Loftin	Angelo Castellano	Brewer Hicklen	Dairon Blanco	Tyler Gentry	Freddy Fermin
5/11	@ Scranton/WB	W 4-3 (11)	Jonathan Heasley	Logan Porter	CJ Alexander	Samad Taylor	Nick Loftin	Angelo Castellano	Tucker Bradley	Drew Waters	Dairon Blanco	Brewer Hicklen
5/12	@ Scranton/WB	W 3-2	Daniel Lynch	Jackson Reetz	CJ Alexander	Samad Taylor	Clay Dungan	Angelo Castellano	Dairon Blanco	Drew Waters	Tyler Gentry	Tucker Bradley
5/13	@ Scranton/WB	L 8-6	Austin Cox	Logan Porter	CJ Alexander	Samad Taylor	Nick Loftin	Angelo Castellano	Brewer Hicklen	Drew Waters	Tyler Gentry	Dairon Blanco
5/14	@ Scranton/WB	L 6-3	Drew Parrish	Jackson Reetz	CJ Alexander	Samad Taylor	Nick Loftin	Angelo Castellano	Tucker Bradley	Dairon Blanco	Tyler Gentry	Samad Taylor
5/16	TOLEDO	W 9-0	Jonathan Heasley	Logan Porter	Nicky Lopez	Clay Dungan	Nick Loftin	Angelo Castellano	Samad Taylor	Drew Waters	Tyler Gentry	Samad Taylor
5/17	TOLEDO	W 16-8	Daniel Lynch	Jackson Reetz	Logan Porter	Clay Dungan	Nick Loftin	Angelo Castellano	Samad Taylor	Drew Waters	Tyler Gentry	Dairon Blanco
5/18	TOLEDO	W 9-0	Austin Cox	Logan Porter	CJ Alexander	Samad Taylor	Nick Loftin	Angelo Castellano	Tucker Bradley	Drew Waters	Tyler Gentry	Brewer Hicklen
5/19	TOLEDO	W 9-1	Daniel Mengden	Logan Porter	CJ Alexander	Clay Dungan	Nick Loftin	Angelo Castellano	Samad Taylor	Drew Waters	Tyler Gentry	Dairon Blanco
5/20	TOLEDO	W 8-4	Drew Parrish	Jackson Reetz	CJ Alexander	Samad Taylor	Nicky Lopez	Angelo Castellano	Brewer Hicklen	Dairon Blanco	Tyler Gentry	Samad Taylor
5/21	TOLEDO	W 4-4	Jonathan Heasley	Logan Porter	Logan Porter	Samad Taylor	Nick Loftin	Angelo Castellano	Tucker Bradley	Drew Waters	Tyler Gentry	Brewer Hicklen
5/23	@ St. Paul	W 6-1	Daniel Lynch	Logan Porter	Greyson Jenista	Clay Dungan	Nick Loftin	Angelo Castellano	Samad Taylor	Drew Waters	Tyler Gentry	Dairon Blanco
5/24	@ St. Paul	L 6-5	Anthony Veneziano	Jackson Reetz	Logan Porter	Nick Loftin	Angelo Castellano	Angelo Castellano	Dairon Blanco	Drew Waters	Tyler Gentry	Brewer Hicklen
5/25	@ St. Paul	L 8-6	Austin Cox	Logan Porter	Greyson Jenista	Nick Loftin	Angelo Castellano	Angelo Castellano	Dairon Blanco	Drew Waters	Tyler Gentry	Brewer Hicklen
5/26	@ St. Paul	L 6-4	Drew Parrish	Logan Porter	Jackson Reetz	Clay Dungan	Nick Loftin	Angelo Castellano	Samad Taylor	Dairon Blanco	Tyler Gentry	Samad Taylor
5/27	@ St. Paul	L 14-1	Jonathan Heasley	Logan Porter	Greyson Jenista	Samad Taylor	Johan Camargo	Angelo Castellano	Dairon Blanco	Nate Eaton	Tyler Gentry	Tucker Bradley
5/28	@ St. Paul	L 10-6	Max Castillo	Jackson Reetz	CJ Alexander	Johan Camargo	Nick Loftin	Clay Dungan	Brewer Hicklen	Samad Taylor	Tyler Gentry	Nate Eaton
5/30	MEMPHIS	W 7-6	Anthony Veneziano	Logan Porter	CJ Alexander	Samad Taylor	Nick Loftin	Johan Camargo	Dairon Blanco	Nate Eaton	Tyler Gentry	Brewer Hicklen
5/31	MEMPHIS	L 7-6	Austin Cox	Logan Porter	Johan Camargo	Samad Taylor	Nate Eaton	Clay Dungan	Dairon Blanco	Clay Dungan	Tyler Gentry	Dairon Blanco
6/1	MEMPHIS	L 12-6	Jonathan Heasley	Jackson Reetz	CJ Alexander	Nate Eaton	Johan Camargo	Angelo Castellano	Samad Taylor	Brewer Hicklen	Tyler Gentry	Dairon Blanco
6/2	MEMPHIS	W 10-9 (10)	Drew Parrish	Logan Porter	CJ Alexander	Nate Eaton	Johan Camargo	Angelo Castellano	Dairon Blanco	Brewer Hicklen	Tyler Gentry	Logan Porter
6/3	MEMPHIS	L 4-2	Max Castillo	Jackson Reetz	Logan Porter	Samad Taylor	Nate Eaton	Angelo Castellano	Brewer Hicklen	Dairon Blanco	Tyler Gentry	Johan Camargo
6/4	MEMPHIS	L 6-3	Anthony Veneziano	Logan Porter	CJ Alexander	Samad Taylor	Johan Camargo	Clay Dungan	Tucker Bradley	Dairon Blanco	Tyler Gentry	Tyler Gentry
6/6	@ Indianapolis	W 9-7	Daniel Mengden	Jackson Reetz	Logan Porter	Johan Camargo	Nate Eaton	Angelo Castellano	Samad Taylor	Dairon Blanco	Tyler Gentry	Tucker Bradley
6/7	@ Indianapolis	W 15-7	Jonathan Heasley	Logan Porter	CJ Alexander	Johan Camargo	Nate Eaton	Clay Dungan	Samad Taylor	Dairon Blanco	Tyler Gentry	Samad Taylor
6/8	@ Indianapolis	W 6-2	Drew Parrish	Jackson Reetz	Logan Porter	Samad Taylor	Clay Dungan	Angelo Castellano	Brewer Hicklen	Dairon Blanco	Tyler Gentry	Brewer Hicklen
6/9	@ Indianapolis	W 6-2	Max Castillo	Jackson Reetz	Logan Porter	Samad Taylor	Johan Camargo	Angelo Castellano	Brewer Hicklen	Dairon Blanco	Tyler Gentry	CJ Alexander
6/10	@ Indianapolis	W 6-3	Anthony Veneziano	Jackson Reetz	CJ Alexander	Samad Taylor	Johan Camargo	Angelo Castellano	Dairon Blanco	Clay Dungan	Tyler Gentry	Brewer Hicklen
6/13	COLUMBUS	W 6-5	Jonathan Heasley	Jackson Reetz	Logan Porter	Samad Taylor	Johan Camargo	Angelo Castellano	John Rave	Kyle Isbel	Tyler Gentry	Brewer Hicklen
6/14	COLUMBUS	W 6-1	Alec Marsh	Logan Porter	Johan Camargo	Samad Taylor	Clay Dungan	Jermaine Palacios	Tucker Bradley	John Rave	Tyler Gentry	Matt Beatty
6/15	COLUMBUS	W 4-2	Max Castillo	Logan Porter	Matt Beatty	Samad Taylor	Angelo Castellano	Jermaine Palacios	John Rave	Kyle Isbel	Tyler Gentry	Brewer Hicklen
6/16	COLUMBUS	W 4-1	Anthony Veneziano	Logan Porter	Clay Dungan	Angelo Castellano	Angelo Castellano	Adeiny Hechavarria	John Rave	Kyle Isbel	Tyler Gentry	Brewer Hicklen
6/17	COLUMBUS	L 7-4	Drew Parrish	Logan Porter	Angelo Castellano	Angelo Castellano	Angelo Castellano	Adeiny Hechavarria	John Rave	Kyle Isbel	Tyler Gentry	Brewer Hicklen
6/18	COLUMBUS	W 6-4	James McArthur	Logan Porter	Jose Briceño	Nate Eaton	Jermaine Palacios	Adeiny Hechavarria	John Rave	Kyle Isbel	Tyler Gentry	Brewer Hicklen
6/20	@ Rochester	L 5-4	Alec Marsh	Logan Porter	Angelo Castellano	Nate Eaton	Clay Dungan	Adeiny Hechavarria	John Rave	Kyle Isbel	Tyler Gentry	Brewer Hicklen
6/21	@ Rochester	W 7-3	Max Castillo	Logan Porter	Logan Porter	Clay Dungan	Jermaine Palacios	Adeiny Hechavarria	Tucker Bradley	Nate Eaton	Tyler Gentry	Brewer Hicklen
6/22	@ Rochester	W 9-4	Jonathan Bowlan	Logan Porter	Angelo Castellano	Clay Dungan	Jermaine Palacios	Adeiny Hechavarria	Tucker Bradley	Kyle Isbel	Tyler Gentry	Brewer Hicklen
6/23	@ Rochester	W 4-2	Anthony Veneziano	Logan Porter	Angelo Castellano	Clay Dungan	Jermaine Palacios	Adeiny Hechavarria	Tucker Bradley	Kyle Isbel	Tyler Gentry	Brewer Hicklen
6/24	@ Rochester	L 3-2	Ryan Yarbrough	Logan Porter	Jose Briceño	Angelo Castellano	Jermaine Palacios	Adeiny Hechavarria	John Rave	Kyle Isbel	Tyler Gentry	Brewer Hicklen
6/25	@ Rochester	W 7-3	Alec Marsh	Logan Porter	Paxton Wallace	Clay Dungan	Jermaine Palacios	Adeiny Hechavarria	Tucker Bradley	John Rave	Tyler Gentry	Kyle Isbel
6/28	IOWA	L 9-2	Angel Zerpa	Logan Porter	Angelo Castellano	Nate Eaton	Clay Dungan	Adeiny Hechavarria	Tucker Bradley	John Rave	Tyler Gentry	Brewer Hicklen
6/29	IOWA	W 6-3	Ryan Yarbrough	Logan Porter	Angelo Castellano	Nate Eaton	Clay Dungan	Adeiny Hechavarria	Tucker Bradley	John Rave	Tyler Gentry	Brewer Hicklen
6/30	IOWA	L 6-5	Max Castillo	Logan Porter	Jermaine Palacios	Michael Massey	Nate Eaton	Angelo Castellano	Tucker Bradley	John Rave	Tyler Gentry	Brewer Hicklen
7/2 [61]	IOWA	W 11-1 (7)	Brad Keller	Logan Porter	Jose Briceño	Angelo Castellano	Clay Dungan	Adeiny Hechavarria	Tucker Bradley	John Rave	Tyler Gentry	Brewer Hicklen
7/2 [62]	IOWA	L 6-2 (7)	Cole Ragans	Logan Porter	Paxton Wallace	Clay Dungan	Jermaine Palacios	Angelo Castellano	John Rave	Nate Eaton	Tyler Gentry	Tucker Bradley
7/4	@ Gwinnett	W 8-1	Angel Zerpa	Logan Porter	Jermaine Palacios	Nate Eaton	Clay Dungan	Adeiny Hechavarria	Tucker Bradley	John Rave	Tyler Gentry	Michael Massey
7/5	@ Gwinnett	L 8-7 (10)	Ryan Yarbrough	Logan Porter	Angelo Castellano	Clay Dungan	Jermaine Palacios	Adeiny Hechavarria	Tucker Bradley	John Rave	Tyler Gentry	Brewer Hicklen
7/6	@ Gwinnett	L 9-6	Brad Keller	Logan Porter	Angelo Castellano	Samad Taylor	Nate Eaton	Adeiny Hechavarria	Tucker Bradley	John Rave	Tyler Gentry	Brewer Hicklen
7/7	@ Gwinnett	W 7-1	James McArthur	Logan Porter	Angelo Castellano	Samad Taylor	Clay Dungan	Adeiny Hechavarria	Nate Eaton	John Rave	Tyler Gentry	Tucker Bradley
7/9	@ Gwinnett	W 8-1	Cole Ragans	Logan Porter	Paxton Wallace	Samad Taylor	Jermaine Palacios	Adeiny Hechavarria	Nate Eaton	John Rave	Tyler Gentry	Brewer Hicklen
7/14	INDIANAPOLIS	L 13-5	Angel Zerpa	Logan Porter	Angelo Castellano	Clay Dungan	Nate Eaton	Adeiny Hechavarria	Tucker Bradley	John Rave	Tyler Gentry	Brewer Hicklen
7/15	INDIANAPOLIS	W 8-3	Austin Cox	Logan Porter	CJ Alexander	Angelo Castellano	Nick Loftin	Adeiny Hechavarria	Nate Eaton	John Rave	Tyler Gentry	Brewer Hicklen
7/16	INDIANAPOLIS	L 11-4	Evan Sisk	Logan Porter	CJ Alexander	Clay Dungan	Nick Loftin	Adeiny Hechavarria	Tucker Bradley	Nate Eaton	Tyler Gentry	John Rave
7/18	ST. PAUL	L 1-0	Anthony Veneziano	Logan Porter	CJ Alexander	Nate Eaton	Nick Loftin	Angelo Castellano	Tucker Bradley	John Rave	Tyler Gentry	Clay Dungan
7/19	ST. PAUL	W 9-5	Jonathan Bowlan	Logan Porter	CJ Alexander	Samad Taylor	Nick Loftin	Adeiny Hechavarria	Nate Eaton	John Rave	Tyler Gentry	Matt Beatty
7/20	ST. PAUL	L 6-5	Angel Zerpa	Logan Porter	Matt Beatty	Samad Taylor	Jermaine Palacios	Adeiny Hechavarria	Brewer Hicklen	Nate Eaton	Tyler Gentry	Nick Loftin
7/21	ST. PAUL	W 5-4	Cole Ragans	Logan Porter	CJ Alexander	Samad Taylor	Clay Dungan	Adeiny Hechavarria	Nate Eaton	John Rave	Tyler Gentry	Tucker Bradley
7/22	ST. PAUL	W 8-1	Max Castillo	Logan Porter	Matt Beatty	Samad Taylor	Nick Loftin	Angelo Castellano	John Rave	Nate Eaton	Tyler Gentry	Brewer Hicklen
7/23	ST. PAUL	W 5-1	Anthony Veneziano	Logan Porter	CJ Alexander	Samad Taylor	Nate Eaton	Adeiny Hechavarria	Tucker Bradley	John Rave	Tyler Gentry	Clay Dungan
7/25	@ Columbus	L 10-2	Jonathan Bowlan	Logan Porter	CJ Alexander	Samad Taylor	Nick Loftin	Adeiny Hechavarria	John Rave	Nate Eaton	Tyler Gentry	Tucker Bradley
7/26	@ Columbus	W 5-2	Angel Zerpa	Logan Porter	Jermaine Palacios	Samad Taylor	Clay Dungan	Angelo Castellano	Brewer Hicklen	John Rave	Nate Eaton	CJ Alexander
7/27	@ Columbus	W 5-2	Cole Ragans	Logan Porter	CJ Alexander	Samad Taylor	Nick Loftin	Adeiny Hechavarria	Tucker Bradley	Nate Eaton	Tyler Gentry	John Rave
7/28	@ Columbus	W 7-6	Max Castillo	Logan Porter	CJ Alexander	Samad Taylor	Nick Loftin	Angelo Castellano	Tyler Gentry	Nate Eaton	Tyler Gentry	John Rave
7/29	@ Columbus	L 6-3	Anthony Veneziano	Logan Porter	Matt Beatty	Samad Taylor	Angelo Castellano	Adeiny Hechavarria	Tucker Bradley	Nate Eaton	Tyler Gentry	John Rave
7/30	@ Columbus	W 7-5	Jonathan Bowlan	Logan Porter	Angelo Castellano	Nick Loftin	Clay Dungan	Adeiny Hechavarria	Brewer Hicklen	Nate Eaton	Tyler Gentry	Matt Beatty
8/1	@ Louisville	L 3-2	Evan Sisk	Logan Porter	CJ Alexander	Nick Loftin	Clay Dungan	Adeiny Hechavarria	Nate Eaton	John Rave	Tyler Gentry	Tucker Bradley
8/2	@ Louisville	L 8-3	Max Castillo	Logan Porter	CJ Alexander	Nick Loftin	Angelo Castellano	Adeiny Hechavarria	Nelson Velazquez	Nate Eaton	Tyler Gentry	John Rave
8/3	@ Louisville	L 11-2	Drew Parrish	Logan Porter	Devin Mann	Nick Loftin	Angelo Castellano	Adeiny Hechavarria	Nelson Velazquez	Nate Eaton	Tyler Gentry	Tucker Bradley
8/4	@ Louisville	L 5-1	Anthony Veneziano	Logan Porter	CJ Alexander	Devin Mann	Clay Dungan	Angelo Castellano	Nick Loftin	John Rave	Tyler Gentry	Nelson Velazquez
8/5	@ Louisville	L 5-1	Jonathan Bowlan	Logan Porter	CJ Alexander	Nick Loftin	Devin Mann	Angelo Castellano	Brewer Hicklen	Nelson Velazquez	Tyler Gentry	Tucker Bradley
8/6	@ Louisville	L 5-1	Evan Sisk	Logan Porter	Angelo Castellano	Nick Loftin	Clay Dungan	Adeiny Hechavarria	Devin Mann	John Rave	Tyler Gentry	Nate Eaton
8/8	IOWA	L 8-2	Max Castillo	Logan Porter	Devin Mann	Nick Loftin	Clay Dungan	Adeiny Hechavarria	Nelson Velazquez	John Rave	Tyler Gentry	Nate Eaton
8/9	IOWA	W 10-1	Drew Parrish	Logan Porter	CJ Alexander	Devin Mann	Nick Loftin	Adeiny Hechavarria	Nelson Velazquez	John Rave	Tyler Gentry	Tucker Bradley
8/10	IOWA	L 7-3	Anthony Veneziano	Logan Porter	Jose Briceño	Logan Porter	Nick Loftin	Angelo Castellano	Devin Mann	Nate Eaton	Brewer Hicklen	Tyler Gentry
8/11	IOWA	L 9-4	Jonathan Bowlan	Logan Porter	CJ Alexander	Nick Loftin	Devin Mann	Angelo Castellano	Tucker Bradley	John Rave	Tyler Gentry	Nate Eaton
8/12	IOWA	L 7-4	Joe Barlow	Logan Porter	Angelo Castellano	Nick Loftin	Clay Dungan	Adeiny Hechavarria	Devin Mann	Brewer Hicklen	Tyler Gentry	Tucker Bradley
8/15	@ Toledo	W 11-8	Andrew Hoffmann	Logan Porter	Devin Mann	Nick Loftin	Nate Eaton	Angelo Castellano	Edward Olivares			



DATE	OPPONENT	RESULT	1	2	3	4	5	6	7	8	9
3/31	@ Indianapolis	W, 12-1	Samad Taylor	Maikel Garcia	Nick Pratto	Tyler Gentry	CJ Alexander	Nick Loftin	Freddy Fermin	Dairon Blanco	Tucker Bradley
4/1	@ Indianapolis	W, 8-3	Samad Taylor	Maikel Garcia	Nick Pratto	Tyler Gentry	CJ Alexander	Nick Loftin	Jakson Reetz	Dairon Blanco	Angelo Castellano
4/4	TOLEDO	L, 9-2	Samad Taylor	Maikel Garcia	Nick Pratto	Tyler Gentry	Nick Loftin	CJ Alexander	Freddy Fermin	Dairon Blanco	Tucker Bradley
4/5	TOLEDO	L, 7-6	Samad Taylor	Maikel Garcia	Tyler Gentry	Logan Porter	Nick Loftin	Jakson Reetz	Freddy Fermin	Dairon Blanco	Angelo Castellano
4/6	TOLEDO	L, 8-5	Samad Taylor	Maikel Garcia	Tyler Gentry	Logan Porter	Nick Loftin	CJ Alexander	Freddy Fermin	Dairon Blanco	Tucker Bradley
4/7	TOLEDO	W, 9-4	Samad Taylor	Maikel Garcia	Tyler Gentry	Logan Porter	CJ Alexander	Freddy Fermin	Dairon Blanco	Tucker Bradley	Angelo Castellano
4/8	TOLEDO	W, 13-8	Samad Taylor	Maikel Garcia	Tyler Gentry	Nick Pratto	CJ Alexander	Freddy Fermin	Dairon Blanco	Tucker Bradley	Angelo Castellano
4/9	TOLEDO	L, 8-2	Samad Taylor	Maikel Garcia	Tyler Gentry	CJ Alexander	Nick Pratto	Logan Porter	Dairon Blanco	Jakson Reetz	Angelo Castellano
4/11	@ Iowa	L, 9-6	Samad Taylor	Maikel Garcia	Tyler Gentry	Nick Pratto	Nick Loftin	Logan Porter	Freddy Fermin	Dairon Blanco	Tucker Bradley
4/12	@ Iowa	W, 10-5	Samad Taylor	Maikel Garcia	Nick Pratto	Nick Loftin	Nick Loftin	Logan Porter	Freddy Fermin	CJ Alexander	Angelo Castellano
4/13	@ Iowa	L, 14-1	Samad Taylor	Maikel Garcia	Tyler Gentry	Nick Pratto	Nick Loftin	CJ Alexander	Freddy Fermin	Angelo Castellano	Tucker Bradley
4/14	@ Iowa	W, 11-8	Samad Taylor	Maikel Garcia	Logan Porter	Nick Loftin	CJ Alexander	Freddy Fermin	Dairon Blanco	Angelo Castellano	Angelo Castellano
4/18	WINNETT	L, 4-1	Samad Taylor	Maikel Garcia	Tyler Gentry	Nick Pratto	Nick Loftin	Logan Porter	Freddy Fermin	CJ Alexander	Angelo Castellano
4/19	WINNETT	L, 6-2	Samad Taylor	Nick Loftin	Tyler Gentry	Nick Pratto	Logan Porter	Jakson Reetz	Dairon Blanco	Angelo Castellano	Tucker Bradley
4/20	WINNETT	W, 10-6	Samad Taylor	Maikel Garcia	Tyler Gentry	Nick Pratto	Nick Loftin	Freddy Fermin	Dairon Blanco	Tucker Bradley	Angelo Castellano
4/21	WINNETT	L, 7-3	Samad Taylor	Maikel Garcia	Tyler Gentry	Nick Pratto	Nick Loftin	CJ Alexander	Jakson Reetz	Tucker Bradley	Angelo Castellano
4/22	WINNETT	L, 5-2	Samad Taylor	Maikel Garcia	Tyler Gentry	Nick Pratto	Nick Loftin	CJ Alexander	Logan Porter	Dairon Blanco	Angelo Castellano
4/23	WINNETT	W, 5-3	Dairon Blanco	Maikel Garcia	Tyler Gentry	Nick Pratto	Nick Loftin	CJ Alexander	Jakson Reetz	Tucker Bradley	Angelo Castellano
4/24	@ Nashville	L, 4-2	Samad Taylor	Maikel Garcia	Tyler Gentry	Logan Porter	Nick Loftin	Jakson Reetz	Dairon Blanco	Tucker Bradley	Angelo Castellano
4/26	@ Nashville	L, 5-0	Samad Taylor	Maikel Garcia	Tyler Gentry	Nick Pratto	Nick Loftin	Logan Porter	CJ Alexander	Brewer Hicklen	Angelo Castellano
4/27	@ Nashville	W, 2-1	Samad Taylor	Maikel Garcia	Tyler Gentry	Nick Pratto	Nick Loftin	Nate Eaton	CJ Alexander	Jakson Reetz	Dairon Blanco
4/28	@ Nashville	L, 4-3	Samad Taylor	Maikel Garcia	Tyler Gentry	Logan Porter	Nate Eaton	Brewer Hicklen	Dairon Blanco	CJ Alexander	Angelo Castellano
4/29	@ Nashville	L, 6-4 (10)	Samad Taylor	Maikel Garcia	Nate Eaton	Nick Loftin	Freddy Fermin	CJ Alexander	Jakson Reetz	Tucker Bradley	Angelo Castellano
5/2	LOUISVILLE	L, 10-4	Samad Taylor	Nate Eaton	Tyler Gentry	Logan Porter	Nick Loftin	Jakson Reetz	Brewer Hicklen	Dairon Blanco	Angelo Castellano
5/3	LOUISVILLE	L, 7-4	Samad Taylor	Nate Eaton	Tyler Gentry	Logan Porter	Nick Loftin	CJ Alexander	Brewer Hicklen	Tucker Bradley	Angelo Castellano
5/4	LOUISVILLE	L, 12-10	Samad Taylor	CJ Alexander	Tyler Gentry	Logan Porter	Nick Loftin	CJ Alexander	Brewer Hicklen	Tucker Bradley	Angelo Castellano
5/5	LOUISVILLE	W, 11-9	Samad Taylor	Nick Loftin	Tyler Gentry	Logan Porter	Logan Porter	Brewer Hicklen	Dairon Blanco	Tucker Bradley	Angelo Castellano
5/6	LOUISVILLE	L, 4-3	Samad Taylor	Nick Loftin	Tyler Gentry	Logan Porter	Logan Porter	Jakson Reetz	Dairon Blanco	Brewer Hicklen	Angelo Castellano
5/9	@ Scranton/WB	L, 14-2	Drew Waters	Samad Taylor	Logan Porter	Logan Porter	CJ Alexander	Brewer Hicklen	Brewer Hicklen	Tucker Bradley	Clay Dungan
5/11	@ Scranton/WB	W, 4-3 (11)	Drew Waters	Samad Taylor	Tyler Gentry	Logan Porter	Brewer Hicklen	CJ Alexander	Dairon Blanco	Jakson Reetz	Angelo Castellano
5/12	@ Scranton/WB	L, 8-6	Drew Waters	Samad Taylor	Tyler Gentry	CJ Alexander	Jakson Reetz	Tucker Bradley	Dairon Blanco	Clay Dungan	Angelo Castellano
5/13	@ Scranton/WB	L, 8-6	Drew Waters	Samad Taylor	Tyler Gentry	Logan Porter	Nick Loftin	CJ Alexander	Brewer Hicklen	Clay Dungan	Angelo Castellano
5/14	@ Scranton/WB	W, 6-3	Samad Taylor	Nick Loftin	Tyler Gentry	CJ Alexander	Jakson Reetz	Brewer Hicklen	Tucker Bradley	Dairon Blanco	Clay Dungan
5/16	TOLEDO	W, 16-8	Drew Waters	Samad Taylor	Tyler Gentry	Logan Porter	Nick Loftin	Jakson Reetz	Dairon Blanco	Clay Dungan	Angelo Castellano
5/18	TOLEDO	W, 9-0	Drew Waters	Nicky Lopez	Samad Taylor	Tyler Gentry	CJ Alexander	Nick Loftin	Logan Porter	Clay Dungan	Tucker Bradley
5/19	TOLEDO	W, 9-1	Drew Waters	Samad Taylor	Tyler Gentry	CJ Alexander	Nick Loftin	Logan Porter	Dairon Blanco	Clay Dungan	Angelo Castellano
5/20	TOLEDO	W, 6-1	Drew Waters	Samad Taylor	Samad Taylor	Samad Taylor	Samad Taylor	Samad Taylor	Samad Taylor	Samad Taylor	Samad Taylor
5/21	TOLEDO	W, 8-4	Drew Waters	Samad Taylor	Nick Loftin	Logan Porter	Brewer Hicklen	Jakson Reetz	Dairon Blanco	Tucker Bradley	Angelo Castellano
5/23	@ St. Paul	L, 6-1	Drew Waters	Samad Taylor	Tyler Gentry	Logan Porter	Logan Porter	Greyson Jenista	Dairon Blanco	Clay Dungan	Angelo Castellano
5/24	@ St. Paul	L, 6-5	Drew Waters	Samad Taylor	Nick Loftin	Tyler Gentry	Logan Porter	Brewer Hicklen	Dairon Blanco	Jakson Reetz	Angelo Castellano
5/25	@ St. Paul	L, 8-6	Samad Taylor	Nick Loftin	Tyler Gentry	Logan Porter	Greyson Jenista	Dairon Blanco	Brewer Hicklen	Clay Dungan	Tucker Bradley
5/26	@ St. Paul	W, 6-4	Samad Taylor	Nate Eaton	Tyler Gentry	Logan Porter	Brewer Hicklen	Dairon Blanco	Jakson Reetz	Clay Dungan	Angelo Castellano
5/27	@ St. Paul	L, 14-1	Samad Taylor	Nate Eaton	Tyler Gentry	Logan Porter	Dairon Blanco	Johan Camargo	Greyson Jenista	Angelo Castellano	Tucker Bradley
5/28	@ St. Paul	L, 10-6	Samad Taylor	Nate Eaton	Tyler Gentry	Nick Loftin	CJ Alexander	Brewer Hicklen	Jakson Reetz	Clay Dungan	Angelo Castellano
5/30	MEMPHIS	L, 9-5	Samad Taylor	Nate Eaton	Tyler Gentry	Nick Loftin	Logan Porter	Dairon Blanco	CJ Alexander	Johan Camargo	Brewer Hicklen
6/1	MEMPHIS	L, 9-5	Samad Taylor	Nate Eaton	Tyler Gentry	CJ Alexander	Johan Camargo	Dairon Blanco	Jakson Reetz	Clay Dungan	Angelo Castellano
6/2	MEMPHIS	W, 10-9 (10)	Dairon Blanco	Nate Eaton	Tyler Gentry	CJ Alexander	Johan Camargo	Logan Porter	Brewer Hicklen	Clay Dungan	Tucker Bradley
6/3	MEMPHIS	L, 4-2	Dairon Blanco	Samad Taylor	Tyler Gentry	Johan Camargo	Nate Eaton	Logan Porter	Jakson Reetz	Brewer Hicklen	Angelo Castellano
6/5	MEMPHIS	W, 6-5	Dairon Blanco	Samad Taylor	Tyler Gentry	Nate Eaton	Nate Eaton	Logan Porter	CJ Alexander	Clay Dungan	Tucker Bradley
6/6	@ Indianapolis	W, 9-7	Dairon Blanco	Samad Taylor	Tyler Gentry	Johan Camargo	Nate Eaton	Logan Porter	Brewer Hicklen	Clay Dungan	Angelo Castellano
6/8	@ Indianapolis	W, 15-7	Dairon Blanco	Samad Taylor	Tyler Gentry	Logan Porter	CJ Alexander	Brewer Hicklen	Clay Dungan	Angelo Castellano	Tucker Bradley
6/9	@ Indianapolis	W, 6-2	Dairon Blanco	Samad Taylor	Tyler Gentry	Johan Camargo	CJ Alexander	Brewer Hicklen	Jakson Reetz	Brewer Hicklen	Angelo Castellano
6/10	@ Indianapolis	W, 11-4	Dairon Blanco	Samad Taylor	Tyler Gentry	Johan Camargo	Nate Eaton	Brewer Hicklen	Brewer Hicklen	Tucker Bradley	Angelo Castellano
6/13	COLUMBUS	W, 6-5	Samad Taylor	Kyle Isbel	Tyler Gentry	Johan Camargo	Logan Porter	Brewer Hicklen	Jakson Reetz	John Rave	Angelo Castellano
6/14	COLUMBUS	W, 6-1	Samad Taylor	Kyle Isbel	Tyler Gentry	Johan Camargo	Logan Porter	Matt Beatz	Clay Dungan	Jermaine Palacios	Tucker Bradley
6/15	COLUMBUS	W, 4-2	Samad Taylor	Kyle Isbel	Tyler Gentry	Matt Beatz	Logan Porter	John Rave	Brewer Hicklen	Jermaine Palacios	Angelo Castellano
6/17	COLUMBUS	W, 13-4	Brewer Hicklen	John Rave	Tyler Gentry	Matt Beatz	Logan Porter	Clay Dungan	Adeniyi Hechavaria	Angelo Castellano	Tucker Bradley
6/18	COLUMBUS	W, 6-4	Nate Eaton	Kyle Isbel	Tyler Gentry	Logan Porter	Johan Camargo	Brewer Hicklen	Jermaine Palacios	Jose Bricheno	Angelo Castellano
6/20	@ Rochester	L, 5-4	Nate Eaton	Kyle Isbel	Tyler Gentry	Logan Porter	Johan Camargo	Brewer Hicklen	Clay Dungan	Adeniyi Hechavaria	Angelo Castellano
6/21	@ Rochester	W, 7-3	Brewer Hicklen	Clay Dungan	Tyler Gentry	Logan Porter	Nate Eaton	Jermaine Palacios	Adeniyi Hechavaria	Jose Bricheno	Tucker Bradley
6/22	@ Rochester	W, 5-4	Brewer Hicklen	Kyle Isbel	Tyler Gentry	Logan Porter	Clay Dungan	Jermaine Palacios	Adeniyi Hechavaria	Angelo Castellano	Tucker Bradley
6/23	@ Rochester	W, 4-2	Brewer Hicklen	Kyle Isbel	Tyler Gentry	Logan Porter	Clay Dungan	Jermaine Palacios	Adeniyi Hechavaria	Angelo Castellano	Tucker Bradley
6/24	@ Rochester	L, 3-2	Brewer Hicklen	Kyle Isbel	Tyler Gentry	Logan Porter	John Rave	Adeniyi Hechavaria	Jermaine Palacios	Jose Bricheno	Angelo Castellano
6/25	@ Rochester	W, 7-3	John Rave	Kyle Isbel	Tyler Gentry	Logan Porter	Clay Dungan	Adeniyi Hechavaria	Jermaine Palacios	Paxton Wallace	Tucker Bradley
6/28	IOWA	L, 7-6	Brewer Hicklen	John Rave	Logan Porter	Nate Eaton	Tucker Bradley	Tyler Gentry	Adeniyi Hechavaria	Clay Dungan	Angelo Castellano
6/29	IOWA	W, 8-3	Brewer Hicklen	John Rave	Logan Porter	Nate Eaton	Tucker Bradley	Tyler Gentry	Adeniyi Hechavaria	Clay Dungan	Angelo Castellano
6/30	IOWA	L, 6-5	Brewer Hicklen	John Rave	Logan Porter	Nate Eaton	Tucker Bradley	Tyler Gentry	Adeniyi Hechavaria	Clay Dungan	Angelo Castellano
7/2 [61]	IOWA	W, 11-1 (7)	Brewer Hicklen	Michael Massey	John Rave	Nate Eaton	Tucker Bradley	Adeniyi Hechavaria	Clay Dungan	Jose Bricheno	Angelo Castellano
7/3 [62]	IOWA	L, 6-2 (7)	John Rave	Michael Massey	Logan Porter	Nate Eaton	Tucker Bradley	Adeniyi Hechavaria	Clay Dungan	Paxton Wallace	Angelo Castellano
7/4	@ Gwinnett	L, 3-1	John Rave	Michael Massey	Logan Porter	Nate Eaton	Tucker Bradley	Adeniyi Hechavaria	Clay Dungan	Jermaine Palacios	Angelo Castellano
7/5	@ Gwinnett	L, 8-7 (10)	Tucker Bradley	Adeniyi Hechavaria	John Rave	Logan Porter	Brewer Hicklen	Clay Dungan	Tyler Gentry	Jermaine Palacios	Angelo Castellano
7/6	@ Gwinnett	W, 9-6	Samad Taylor	John Rave	Logan Porter	Nate Eaton	Tucker Bradley	Tyler Gentry	Adeniyi Hechavaria	Brewer Hicklen	Angelo Castellano
7/7	@ Gwinnett	L, 9-6	Samad Taylor	John Rave	Logan Porter	Nate Eaton	Tucker Bradley	Tyler Gentry	Adeniyi Hechavaria	Clay Dungan	Angelo Castellano
7/8	@ Gwinnett	L, 8-1	Clay Dungan	Nate Eaton	Logan Porter	Logan Porter	Tucker Bradley	Adeniyi Hechavaria	Tyler Gentry	Jose Bricheno	Angelo Castellano
7/14	INDIANAPOLIS	L, 13-5	Clay Dungan	Nate Eaton	Logan Porter	Logan Porter	Tucker Bradley	Tyler Gentry	Brewer Hicklen	Jermaine Palacios	Angelo Castellano
7/15	INDIANAPOLIS	W, 8-3	Brewer Hicklen	John Rave	Nick Loftin	Logan Porter	CJ Alexander	Nate Eaton	Tyler Gentry	Adeniyi Hechavaria	Angelo Castellano
7/16	INDIANAPOLIS	L, 7-1	Clay Dungan	Nick Loftin	CJ Alexander	Logan Porter	Nate Eaton	Tucker Bradley	Tyler Gentry	Adeniyi Hechavaria	Jose Bricheno
7/18	ST. PAUL	W, 1-0	Tucker Bradley	Nick Loftin	John Rave	Logan Porter	CJ Alexander	Nate Eaton	Tyler Gentry	Clay Dungan	Angelo Castellano
7/19	ST. PAUL	L, 9-4	Samad Taylor	Matt Beatz	John Rave	Logan Porter	CJ Alexander	Nick Loftin	Nate Eaton	Brewer Hicklen	Adeniyi Hechavaria
7/20	ST. PAUL	L, 6-5	Samad Taylor	Matt Beatz	Nick Loftin	Logan Porter	Nate Eaton	Tyler Gentry	Brewer Hicklen	Adeniyi Hechavaria	Jermaine Palacios
7/21	ST. PAUL	W, 5-4	Samad Taylor	John Rave	Logan Porter	CJ Alexander	Nate Eaton	Tucker Bradley	Tyler Gentry	Adeniyi Hechavaria	Angelo Castellano
7/22	ST. PAUL	L, 9-5	Samad Taylor	Matt Beatz	Nick Loftin	Logan Porter	Nate Eaton	Tucker Bradley	Tyler Gentry	Clay Dungan	Angelo Castellano
7/23	ST. PAUL	W, 3-1	Samad Taylor	Tucker Bradley	Nick Loftin	John Rave	Logan Porter	CJ Alexander	Tyler Gentry	Clay Dungan	Angelo Castellano
7/25	@ Columbus	L, 10-2	Samad Taylor	Tucker Bradley	Logan Porter	John Rave	Nate Eaton	CJ Alexander	Nick Loftin	Tyler Gentry	Adeniyi Hechavaria
7/26	@ Columbus	W, 5-2	Samad Taylor	John Rave	Nate Eaton	CJ Alexander	Brewer Hicklen	Clay Dungan	Angel Castellano	Jose Bricheno	Jermaine Palacios
7/27	@ Columbus	L, 7-6	Samad Taylor	Matt Beatz	Nick Loftin	Logan Porter	Nate Eaton	Tucker Bradley	Tyler Gentry	Adeniyi Hechavaria	Angelo Castellano
7/28	@ Columbus	W, 7-6	Clay Dungan	Nate Eaton	Nick Loftin	Logan Porter	John Rave	Nate Eaton	CJ Alexander	Tyler Gentry	Angelo Castellano
7/29	@ Columbus	L, 6-3	Nate Eaton	Matt Beatz	Nick Loftin	John Rave	Tyler Gentry	Tucker Bradley	Adeniyi Hechavaria	Jose Bricheno	Angelo Castellano
7/30	@ Columbus	W, 7-5	Clay Dungan	Matt Beatz	Nick Loftin	Logan Porter	Nate Eaton	Tyler Gentry	Brewer Hicklen	Adeniyi Hechavaria	Angelo Castellano
8/1	@ Louisville	L, 3-2	John Rave	Tucker Bradley	Nick Loftin	Logan Porter	Nate Eaton	Tyler Gentry	CJ Alexander	Clay Dungan	Adeniyi Hechavaria
8/2	@ Louisville	W, 7-1	John Rave	Nick Loftin	Nelson Velazquez	Logan Porter	Nate Eaton	CJ Alexander	Adeniyi Hechavaria	Clay Dungan	Angelo Castellano
8/3	@ Louisville	L, 11-2	John Rave	Nick Loftin	Nelson Velazquez	Devin Mann	Logan Porter	Nate Eaton	Clay Dungan	Adeniyi Hechavaria	Angelo Castellano
8/4	@ Louisville	L, 8-3	John Rave	Nick Loftin	Clay Dungan	Devin Mann	Nelson Velazquez	Tyler Gentry	CJ Alexander	Jose Bricheno	Angelo Castellano
8/5	@ Louisville	L, 5-1	Tucker Bradley	Nick Loftin	Clay Dungan	Devin Mann	Nelson Velazquez	Tyler Gentry	CJ Alexander	Brewer Hicklen	Angelo Castellano
8/6	@ Louisville	L, 6-4	Clay Dungan	Nick Loftin	Clay Dungan	Devin Mann	Nelson Velazquez	Tyler Gentry	Adeniyi Hechavaria	Jose Bricheno	Angelo Castellano
8/8	IOWA	L, 8-2	John Rave	Nick Loftin	Devin Mann	Tyler Gentry	Logan Porter	Nate Eaton	Nelson Velazquez	Adeniyi Hechavaria	Clay Dungan
8/9	IOWA	L, 20-1	John Rave	Nick Loftin	Devin Mann	Tyler Gentry	Logan Porter	Nate Eaton	CJ Alexander	Adeniyi Hechavaria	Tucker Bradley
8/10	IOWA	L, 7-3	Brewer Hicklen	Nick Loftin	Devin Mann	Tyler Gentry	Logan Porter	Nate Eaton	Adeniyi Hechavaria	Jose Bricheno	Angelo Castellano
8/11	IOWA	L, 11-4	John Rave	Nick Loftin	Devin Mann	Tyler Gentry	Logan Porter	CJ Alexander	Tucker Bradley	Adeniyi Hechavaria	Angelo Castellano
8/12	IOWA	L, 7-4	Clay Dungan	Nick Loftin	Devin Mann	Tyler Gentry	Logan Porter	Brewer Hicklen	Tucker Bradley	Adeniyi Hechavaria	Angelo Castellano
8/15	@ Toledo	W, 11-8	Bubba Thompson	Edward Olivares	Nick Loftin	Devin Mann	John Rave	Tyler Gentry	Logan Porter	Nate Eaton	Angelo Castellano
8/16	@ Toledo										
8/17	@ Toledo										
8/18	@ Toledo										
8/19	@ Toledo										
8/20	@ Toledo										
8/22	ST. PAUL										
8/23	ST. PAUL										
8/24	ST. PAUL										
8/25	ST. PAUL										
8/26	ST. PAUL										
8/27	ST. PAUL										
8/29	LOUISVILLE										
8/30	LOUISVILLE										
8/31	LOUISVILLE										
9/2	LOUISVILLE										
9/3	LOUISVILLE										
9/5	@ Iowa										
9/6	@ Iowa										
9/7	@ Iowa										
9/8	@ Iowa										
9/9	@ Iowa										
9/10	@ Iowa										
9/12	INDIANAPOLIS										
9/13	INDIANAPOLIS										
9/14	INDIANAPOLIS										
9/15	INDIANAPOLIS										

DATE	OPPONENT	RESULT	IP	H	R	ER	BB	SO	2B	3B	HR	TB	AVG	WHIP	WP	BK	HB	GIDP	IBB	TBF	SV	SVO	ERA (SEASON)
3/31	@ Indianapolis	W 8-6	9.0	11	6	6	2	7	4	0	1	18	(.297)	(1.44)	0	1	2	1	0	40	1	1	6.00
4/1	@ Indianapolis	W 12-1	9.0	5	3	3	2	8	4	0	0	16	(.185)	(0.78)	0	1	2	0	0	31	0	0	3.50
4/2	@ Indianapolis	W 8-3	9.0	11	3	3	5	10	1	1	1	17	(.314)	(1.78)	0	0	0	3	0	40	0	0	3.33
4/4	TOLEDO	L 9-2	9.0	12	9	6	4	10	6	0	3	27	(.324)	(1.78)	0	0	0	1	0	41	0	0	4.75
4/5	TOLEDO	L 7-6	9.0	12	7	6	5	10	3	0	1	18	(.316)	(1.89)	1	0	0	2	0	43	0	1	5.00
4/6	TOLEDO	L 8-5	9.0	10	8	8	8	12	3	0	3	22	(.286)	(2.00)	0	0	0	1	0	44	0	0	5.50
4/7	TOLEDO	W 9-4	9.0	9	4	4	5	8	0	2	1	16	(.250)	(1.56)	1	0	1	0	0	42	0	0	5.29
4/8	TOLEDO	W 13-8	9.0	13	8	7	4	8	2	0	0	15	(.317)	(1.89)	0	1	2	1	0	47	0	0	5.50
4/9	TOLEDO	L 8-2	9.0	13	8	6	4	10	2	0	3	24	(.317)	(1.89)	0	1	1	1	0	46	0	0	5.56
4/11	@ Iowa	L 9-6	8.0	7	9	9	6	10	2	0	0	16	(.266)	(1.75)	0	0	1	0	0	39	0	0	5.97
4/12	@ Iowa	W 10-6	9.0	8	6	6	2	10	2	1	2	18	(.235)	(1.11)	0	0	1	1	0	37	0	0	5.97
4/13	@ Iowa	L 14-1	8.0	15	14	12	4	8	7	0	2	28	(.375)	(2.38)	0	0	2	0	0	46	0	0	6.54
4/14	@ Iowa	W 11-8	9.0	11	8	7	4	14	2	0	2	19	(.297)	(1.67)	1	0	2	0	1	45	1	1	6.57
4/18	GWINNETT	L 4-1	9.0	7	4	4	6	9	0	1	0	8	(.207)	(1.33)	0	0	0	3	0	34	0	0	6.39
4/19	GWINNETT	L 6-2	9.0	10	6	6	9	3	2	0	0	19	(.286)	(1.22)	0	0	0	1	0	36	0	0	6.36
4/20	GWINNETT	L 9-3	9.0	10	9	6	5	7	1	1	1	16	(.286)	(1.67)	2	0	0	1	0	41	0	0	6.34
4/21	GWINNETT	L 7-3	9.0	11	7	4	4	8	4	0	1	18	(.297)	(1.67)	4	1	0	2	0	42	0	0	6.20
4/22	GWINNETT	L 5-2	9.0	10	5	4	5	5	1	0	1	14	(.294)	(1.67)	0	0	2	1	0	39	0	0	6.08
4/23	@ Nashville	W 5-3	9.0	13	3	3	3	7	2	0	0	10	(.229)	(1.22)	2	0	0	1	0	39	1	1	5.91
4/25	@ Nashville	L 8-3	8.0	11	8	8	3	5	2	1	2	21	(.333)	(2.25)	0	0	0	0	0	38	0	0	6.05
4/26	@ Nashville	L 5-0	8.0	11	5	5	3	5	3	0	1	17	(.333)	(1.75)	0	0	0	0	0	37	0	0	6.03
4/27	@ Nashville	W 2-1	9.0	6	1	1	5	10	1	0	0	8	(.200)	(1.22)	0	0	1	1	0	36	1	1	5.80
4/28	@ Nashville	L 4-3	8.2	7	4	3	4	7	1	0	0	8	(.207)	(1.33)	0	0	0	3	0	34	0	0	5.68
4/29	@ Nashville	L 6-5 (10)	9.1	13	6	6	5	9	7	2	0	18	(.325)	(2.04)	0	0	1	0	0	48	0	1	6.09
4/30	@ Nashville	W 10-6	9.0	9	6	6	5	9	1	0	1	13	(.257)	(1.56)	3	0	1	0	0	42	0	0	5.66
5/2	LOUISVILLE	L 10-4	9.0	14	10	10	5	8	1	0	1	18	(.368)	(2.11)	3	0	0	0	0	45	0	0	5.83
5/3	LOUISVILLE	L 7-4	9.0	11	7	6	4	10	0	0	3	20	(.306)	(1.67)	0	0	1	1	0	41	0	0	5.84
5/4	LOUISVILLE	L 12-10	9.0	13	12	10	3	12	10	1	6	34	(.333)	(1.89)	0	0	1	1	0	43	0	0	6.36
5/5	LOUISVILLE	W 6-2	9.0	7	2	2	3	8	1	0	1	11	(.219)	(1.11)	0	0	0	0	0	36	1	1	5.85
5/6	LOUISVILLE	W 11-9	9.0	13	9	9	3	9	4	0	2	23	(.342)	(1.78)	0	0	0	1	0	42	1	1	5.95
5/7	LOUISVILLE	L 4-3	9.0	6	4	4	7	10	2	0	1	11	(.188)	(1.44)	1	1	0	0	0	39	0	0	5.89
5/9	@ Scranton/WB	L 14-2	8.0	18	14	13	5	6	4	0	4	34	(.486)	(2.88)	0	0	2	4	0	45	0	0	6.14
5/10	@ Scranton/WB	L 4-3	8.0	4	4	4	4	8	0	0	0	8	(.160)	(1.50)	0	0	1	2	0	34	0	0	5.84
5/11	@ Scranton/WB	W 4-3 (11)	11.0	8	3	3	6	15	3	0	0	11	(.216)	(1.27)	1	0	1	1	2	44	0	1	5.96
5/12	@ Scranton/WB	W 3-2	9.0	4	2	2	5	8	0	0	1	7	(.133)	(1.00)	0	0	0	0	0	35	1	1	5.85
5/13	@ Scranton/WB	L 8-6	8.1	10	8	8	7	7	1	0	2	17	(.333)	(2.04)	1	0	1	2	0	38	0	0	5.92
5/14	@ Scranton/WB	L 9-4	9.0	9	3	3	5	13	1	0	2	16	(.250)	(1.56)	0	0	0	0	0	41	1	2	5.84
5/16	TOLEDO	L 8-2	9.0	12	9	7	3	11	3	0	3	24	(.308)	(1.67)	2	0	0	1	0	42	0	0	5.87
5/17	TOLEDO	W 16-8	9.0	14	8	8	2	14	2	0	3	25	(.341)	(1.78)	1	0	0	0	0	43	0	0	5.92
5/18	TOLEDO	W 9-0	9.0	3	0	0	4	7	2	0	0	4	(.107)	(0.78)	1	0	1	2	0	33	0	0	5.70
5/19	TOLEDO	W 9-1	9.0	6	1	0	4	7	2	0	0	8	(.188)	(1.11)	1	0	0	1	0	36	0	0	5.63
5/20	TOLEDO	W 4-1	8.0	4	1	0	4	8	0	0	0	5	(.179)	(1.44)	0	0	0	0	0	30	0	0	5.68
5/21	TOLEDO	W 8-4	9.0	15	4	4	1	6	6	0	2	27	(.385)	(1.78)	0	0	2	2	0	42	0	0	5.56
5/23	@ St. Paul	W 6-1	9.0	6	1	1	2	7	1	0	0	7	(.182)	(0.89)	0	0	0	0	0	35	0	0	5.45
5/24	@ St. Paul	L 6-5	8.0	9	6	6	6	13	2	1	0	11	(.273)	(1.88)	0	0	0	0	0	39	0	0	5.48
5/25	@ St. Paul	L 8-6	8.0	10	8	8	5	10	3	1	1	18	(.313)	(1.88)	0	0	0	0	0	41	0	1	5.48
5/26	@ St. Paul	L 9-8	8.0	8	9	8	4	7	7	0	1	12	(.250)	(1.67)	0	0	1	1	0	40	1	1	5.48
5/27	@ St. Paul	L 14-1	8.0	16	14	11	6	12	2	1	2	26	(.381)	(2.75)	0	0	0	0	0	48	0	0	5.58
5/28	@ St. Paul	L 10-6	8.0	9	10	6	3	7	1	0	2	16	(.290)	(1.50)	0	0	1	0	0	36	0	1	5.60
5/30	MEMPHIS	L 9-4	9.0	6	6	6	9	8	1	0	2	13	(.194)	(1.67)	0	0	1	1	0	41	1	1	5.61
5/31	MEMPHIS	L 10-9	10.0	11	9	9	10	11	1	0	0	9	(.282)	(1.67)	1	0	0	0	0	44	0	0	5.68
6/1	MEMPHIS	L 12-6	10.0	12	12	11	8	2	0	3	22	(.297)	(2.44)	0	0	0	1	0	48	0	0	5.76	
6/2	MEMPHIS	W 10-9 (10)	10.0	12	9	7	7	10	2	0	1	17	(.300)	(1.90)	0	0	0	3	0	48	0	1	5.77
6/3	MEMPHIS	L 4-2	9.0	6	4	3	1	9	1	0	1	10	(.176)	(0.78)	2	0	0	0	0	35	0	0	5.72
6/4	MEMPHIS	L 6-5	9.0	9	6	6	7	9	1	0	1	13	(.250)	(1.78)	1	0	0	1	0	42	0	1	5.72
6/6	@ Indianapolis	W 7-6	9.0	7	6	6	12	0	0	0	0	9	(.219)	(1.44)	0	0	1	1	0	40	1	1	5.66
6/7	@ Indianapolis	W 9-7	9.0	10	7	7	4	13	3	1	1	18	(.286)	(1.56)	0	0	0	1	0	39	0	0	5.68
6/8	@ Indianapolis	W 15-7	9.0	11	7	7	8	7	3	0	1	17	(.306)	(2.11)	0	0	0	1	0	44	0	0	5.70
6/9	@ Indianapolis	W 6-2	9.0	8	2	2	5	12	1	0	1	12	(.216)	(1.00)	0	0	0	0	0	38	0	0	5.64
6/10	@ Indianapolis	W 9-5	9.0	9	5	5	10	11	1	0	0	9	(.242)	(2.00)	0	0	0	1	0	39	1	1	5.64
6/13	COLUMBUS	W 6-5	9.0	9	5	5	6	10	3	0	1	15	(.250)	(1.67)	1	0	1	0	0	43	1	2	5.62
6/14	COLUMBUS	W 6-1	9.0	4	1	1	6	11	0	0	0	4	(.133)	(1.11)	0	0	1	0	0	38	0	0	5.54
6/15	COLUMBUS	W 4-2	9.0	5	2	2	1	4	0	0	2	11	(.161)	(0.67)	0	0	1	1	0	33	1	1	5.49
6/16	COLUMBUS	W 4-1	8.0	6	4	4	1	6	0	0	0	10	(.250)	(1.00)	0	0	0	3	0	41	0	0	5.42
6/17	COLUMBUS	W 13-4	9.0	11	4	4	4	18	4	0	1	18	(.297)	(1.67)	0	0	0	1	0	41	0	0	5.47
6/18	COLUMBUS	W 6-4	9.0	6	4	4	5	9	2	1	0	10	(.194)	(1.22)	2	0	0	0	0	37	1	1	5.37
6/20	@ Rochester	L 5-4	8.0	7	5	5	5	13	1	0	1	11	(.233)	(1.50)	1	1	1	0	0	36	0	0	5.38
6/21	@ Rochester	W 7-3	9.0	7	3	3	2	8	7	1	0	11	(.219)	(1.00)	1	0	0	0	0	36	0	0	5.33
6/22	@ Rochester	W 8-4	7.0	8	4	4	5	8	0	0	3	18	(.229)	(1.44)	0	0	0	0	0	40	0	0	5.33
6/23	@ Rochester	W 4-2	9.0	5	2	1	5	7	1	1	0	8	(.167)	(1.11)	0	0	2	2	0	38	1	1	5.24
6/24																							



DATE	OPPONENT	RESULT	AB	R	H	TB	2B	3B	HR	XBH	RBI	BB	IBB	SO	SB	CS	HBP	SAC	SF	GIDP	LOB	AVG (SEASON)	
3/31	@ Indianapolis	W 8-6	40	8	12	16	2	1	0	2	8	9	0	12	3	0	0	0	0	0	14	300	
4/1	@ Indianapolis	W 12-1	42	12	16	24	2	1	0	2	12	9	0	10	3	0	0	0	0	0	11	341	
4/2	@ Indianapolis	W 8-3	39	8	12	22	1	0	3	4	8	4	0	5	2	0	1	0	0	0	9	331	
4/4	TOLEDO	L 9-2	29	2	6	18	1	0	1	3	2	4	0	10	1	0	0	0	0	4	6	307	
4/5	TOLEDO	L 7-6	34	6	7	15	0	0	2	3	3	3	0	12	2	1	0	0	0	1	4	293	
4/6	TOLEDO	L 8-5	32	5	7	15	0	0	1	2	3	3	0	11	0	0	0	0	0	1	5	282	
4/7	TOLEDO	W 9-4	34	9	12	18	3	0	1	4	8	4	0	11	0	0	0	0	0	1	6	292	
4/8	TOLEDO	W 13-8	36	13	12	26	2	0	4	6	13	5	0	9	0	0	0	0	0	0	4	297	
4/9	@ Iowa	L 8-2	33	2	6	11	2	0	1	3	2	6	0	12	0	0	2	0	0	0	12	285	
4/11	@ Iowa	L 9-6	38	6	10	20	4	0	2	6	6	1	0	6	0	0	0	0	0	0	6	283	
4/12	@ Iowa	W 10-6	38	10	12	29	5	0	4	9	10	3	0	9	1	1	0	0	0	0	5	286	
4/13	@ Iowa	L 14-1	31	1	6	12	3	0	1	4	1	1	0	4	0	0	0	0	0	1	4	279	
4/14	@ Iowa	W 11-8	38	11	11	14	3	0	0	3	10	7	0	7	0	1	2	0	0	1	10	280	
4/18	GWINNETT	L 4-1	31	1	7	10	3	0	0	3	1	3	0	7	0	0	0	0	0	1	3	277	
4/19	GWINNETT	L 7-3	31	2	6	14	2	0	2	4	2	3	0	7	2	0	0	0	0	1	5	272	
4/20	GWINNETT	L 9-3	27	3	3	4	1	0	0	1	3	11	0	10	2	0	0	0	0	2	1	264	
4/21	GWINNETT	L 7-3	35	3	9	13	1	0	1	2	3	4	0	8	1	0	0	0	0	1	9	264	
4/22	GWINNETT	L 5-2	27	3	4	8	3	0	0	2	2	4	0	8	0	1	0	0	0	3	2	259	
4/23	GWINNETT	L 15-5	31	5	12	15	3	0	0	2	5	4	0	7	5	1	0	0	0	0	6	267	
4/25	@ Nashville	L 8-3	29	3	5	6	1	0	0	1	3	3	0	12	0	0	1	0	0	2	3	261	
4/26	@ Nashville	L 5-0	30	0	4	5	1	0	0	1	0	2	0	7	3	0	0	0	0	2	5	255	
4/27	@ Nashville	W 2-1	33	2	5	13	2	0	1	3	2	2	0	11	2	1	0	0	0	1	3	255	
4/28	@ Nashville	L 4-3	37	3	5	5	0	0	1	0	0	8	0	9	2	1	0	0	0	1	3	251	
4/29	@ Nashville	L 6-5 (10)	30	5	8	15	4	0	0	0	9	4	0	8	0	0	0	0	0	2	3	250	
4/30	@ Nashville	W 10-6	34	10	11	23	3	0	3	6	10	7	0	9	3	0	1	1	3	1	9	253	
5/2	LOUISVILLE	L 10-4	33	4	6	9	1	0	0	2	4	7	0	10	0	1	1	0	0	1	10	250	
5/3	LOUISVILLE	L 7-4	34	10	10	13	3	0	0	3	4	2	0	6	0	0	0	0	0	3	5	252	
5/4	LOUISVILLE	L 12-10	40	10	11	17	3	0	1	3	8	4	0	6	6	0	0	0	0	1	9	252	
5/5	LOUISVILLE	W 6-2	30	6	5	12	1	0	2	3	6	3	0	10	3	0	0	0	0	0	3	250	
5/6	LOUISVILLE	W 11-9	31	11	12	16	1	0	1	2	10	6	0	6	2	1	4	1	1	0	8	254	
5/7	LOUISVILLE	L 4-3	35	3	8	17	1	1	2	4	3	2	0	10	2	0	0	0	0	0	7	253	
5/9	@ Scranton/WB	L 14-2	31	2	4	8	1	1	1	2	2	0	0	8	3	0	0	0	0	1	2	250	
5/10	@ Scranton/WB	L 4-3	30	3	5	11	1	0	1	3	0	1	0	8	3	0	0	0	0	1	0	2	249
5/11	@ Scranton/WB	W 4-3 (11)	36	4	4	8	1	0	1	2	2	7	0	9	3	0	1	0	0	2	6	243	
5/12	@ Scranton/WB	W 3-2	32	3	8	10	2	0	0	2	3	2	0	7	1	1	0	0	1	0	5	243	
5/13	@ Scranton/WB	L 8-6	37	6	14	21	4	1	3	5	6	1	0	8	3	1	1	0	0	0	6	248	
5/14	@ Scranton/WB	L 4-3	33	6	7	20	2	1	3	6	2	0	0	13	2	1	0	3	0	0	6	247	
5/16	TOLEDO	W 6-2	36	2	9	10	1	0	0	1	2	8	0	12	2	0	0	0	0	0	15	247	
5/17	TOLEDO	W 16-8	41	16	18	34	7	0	3	10	15	5	0	9	3	0	2	0	0	1	8	253	
5/18	TOLEDO	W 9-0	36	9	14	20	3	1	1	4	9	4	0	7	0	0	1	0	0	2	9	256	
5/19	TOLEDO	W 9-1	32	9	12	18	4	0	0	5	8	8	0	7	5	0	1	0	0	0	8	259	
5/20	TOLEDO	W 7-1	29	7	2	7	0	0	1	7	0	1	0	16	2	0	0	0	0	0	8	255	
5/21	TOLEDO	W 8-4	35	8	12	28	2	1	4	7	6	0	0	6	2	0	0	0	0	1	9	257	
5/23	@ St. Paul	W 6-1	35	6	10	18	5	0	1	6	6	4	0	11	0	0	0	0	0	1	2	7	258
5/24	@ St. Paul	L 6-5	38	5	11	15	1	0	1	2	5	6	0	12	1	1	2	0	0	1	12	259	
5/25	@ St. Paul	L 8-6	36	6	10	16	3	0	1	3	6	7	0	7	6	0	0	0	0	1	12	258	
5/26	@ St. Paul	L 8-4	32	6	9	13	1	0	0	1	3	8	0	7	7	0	0	0	0	2	8	259	
5/27	@ St. Paul	L 14-1	28	1	6	9	0	0	1	1	1	7	0	8	0	2	1	0	0	4	8	258	
5/28	@ St. Paul	L 10-6	34	6	11	24	1	0	1	5	3	0	0	5	2	0	0	0	0	4	4	260	
5/30	MEMPHIS	L 7-4	34	7	12	14	4	1	2	7	0	3	0	10	3	0	1	0	0	1	6	261	
5/31	MEMPHIS	L 9-4	37	4	9	9	0	0	0	0	0	3	0	17	0	0	0	0	0	1	8	261	
6/1	MEMPHIS	L 12-6	34	6	9	20	2	0	3	5	6	6	0	10	1	0	1	0	0	2	8	261	
6/2	MEMPHIS	W 10-9 (10)	40	10	13	20	4	0	1	5	9	3	0	8	4	1	0	2	1	0	8	263	
6/3	MEMPHIS	L 4-2	31	2	6	7	1	0	0	1	6	0	0	11	0	0	0	0	0	1	8	261	
6/4	@ Indianapolis	L 6-5	37	5	12	13	1	0	0	1	4	2	0	8	2	0	0	0	0	4	2	11	263
6/6	@ Indianapolis	L 7-6	32	4	8	13	2	0	0	4	2	8	0	5	2	1	0	0	0	1	5	265	
6/7	@ Indianapolis	W 9-7	33	9	10	16	3	0	1	4	9	10	0	7	5	0	1	0	0	2	10	263	
6/8	@ Indianapolis	W 15-7	36	15	12	18	3	0	1	4	15	11	0	11	4	0	0	0	3	0	8	264	
6/9	@ Indianapolis	W 6-2	39	6	12	18	3	0	1	4	6	0	0	8	2	0	1	0	0	1	7	266	
6/10	@ Indianapolis	L 12-8	37	8	13	18	3	0	0	8	8	10	0	8	5	0	0	0	0	0	13	266	
6/13	COLUMBUS	W 6-5	29	6	12	14	1	0	2	3	6	4	0	10	2	0	1	0	0	1	4	266	
6/14	COLUMBUS	W 6-1	26	6	5	16	2	0	3	5	6	6	0	7	2	0	1	1	1	0	5	265	
6/15	COLUMBUS	W 4-2	29	4	6	18	0	1	0	1	4	3	0	8	2	0	1	0	0	1	0	5	265
6/16	COLUMBUS	W 13-4	30	13	15	23	2	0	2	6	13	9	0	10	0	0	0	0	0	1	10	266	
6/17	COLUMBUS	W 6-4	34	6	13	23	4	0	2	6	6	1	0	7	1	0	2	0	0	1	7	270	
6/20	@ Rochester	L 5-4	31	4	7	8	1	0	0	1	4	7	0	10	0	2	0	0	0	1	8	269	
6/21	@ Rochester	W 7-3	35	7	11	13	3	0	0	3	7	6	0	8	0	0	0	0	0	2	7	269	
6/22	@ Rochester	W 6-4	37	8	11	14	0	0	1	4	7	3	0	12	2	0	0	0	0	1	7	270	
6/23	@ Rochester	W 4-2	33	4	7	12	2	0	1	3	2	2	0	8	0	0	1	1	0	0	6	269	
6/24	@ Rochester	L 3-2	30	2	5	11	1	1	1	3	2	6	0	11	1	0	0	1	0	1	8	268	
6/25	@ Rochester	W 7-3	33	7	5	10	1	0	0	1	6	7	0	10	3	1	0	0	2	1	5	268	
6/28	IOWA	W 9-3	30	2	5	9	0	0	0	1	2	3	0	9	1	0	0	1	0	1	5	267	
6/29	IOWA	W 8-3	34	8	12	28	5	1	3	9	8	7	0	1	1	0	0	0	0	0	11	268	
6/30	IOWA	L 6-5	37	5	9	12	3	0	0	3	3	4	0	12	1	0	1	0	0	1	10	267	
7/2 [G1]	IOWA	W 11-1 (7)	31	11	16	27	5	0	2	7	11	3	0	7	0	0	1	0	0	2	6	270	
7/2 [G2]	IOWA	L 6-2 (7)	26	2	6	11	2	0	1	3	1	0	0	7	1	1	0	0	0	0	3	270	
7/3	IOWA	L 7-6	32	6	5	9	1	0	0														

## HITTING

SERIES	OPPONENT	DATES	AVG	G	AB	R	H	TB	2B	3B	HR	RBI	BB	IBB	SO	SB	CS	OBP	SLG	OPS	PA	SAC	SF	HBP	GIDP
SERIES 1	@ Indianapolis	3/31 - 4/2	.331	3	121	28	40	62	5	1	5	28	19	0	27	10	0	.420	.512	.932	143	0	2	1	0
SERIES 2	TOLEDO	4/4 - 4/9	.258	6	198	37	51	100	9	2	12	34	28	0	61	5	2	.355	.505	.860	231	0	2	3	7
SERIES 3	@ Iowa	4/11 - 4/16	.269	4	145	28	39	75	15	0	7	27	12	0	26	6	2	.335	.517	.852	161	0	1	3	1
SERIES 4	GWINNETT	4/18 - 4/23	.225	6	182	16	41	64	11	0	4	16	29	0	50	11	3	.330	.352	.682	215	0	3	1	7
SERIES 5	@ Nashville	4/25 - 4/30	.212	6	193	23	41	67	11	0	5	21	20	0	52	11	1	.292	.347	.639	220	1	3	3	9
SERIES 6	LOUISVILLE	5/2 - 5/7	.256	6	203	38	52	84	10	2	6	35	24	0	48	13	2	.349	.414	.763	236	1	2	6	4
SERIES 7	@ Scranton/WB	5/9 - 5/14	.211	6	199	24	42	78	11	2	7	20	20	0	50	12	4	.290	.392	.682	224	0	2	3	3
SERIES 8	TOLEDO	5/16 - 5/21	.321	6	209	45	67	112	17	2	8	42	38	0	56	14	1	.433	.536	.969	252	0	1	4	5
SERIES 9	@ St. Paul	5/23 - 5/28	.276	6	203	30	56	79	11	0	4	26	35	0	49	16	4	.391	.389	.780	243	0	1	4	14
SERIES 10	MEMPHIS	5/30 - 6/4	.286	6	213	34	61	93	12	1	6	28	24	0	52	10	3	.365	.437	.802	243	2	1	3	7
SERIES 11	@ Indianapolis	6/6 - 6/11	.311	5	177	43	55	84	14	0	5	42	33	1	39	21	1	.414	.475	.889	221	1	7	3	3
SERIES 12	COLUMBUS	6/13 - 6/18	.303	6	185	39	56	102	14	1	10	39	26	0	49	7	1	.397	.551	.948	220	1	3	5	4
SERIES 13	@ Rochester	6/20 - 6/25	.246	6	199	32	49	70	10	1	3	28	31	0	59	6	3	.349	.352	.701	237	2	3	2	6
SERIES 14	IOWA	6/28 - 7/3	.279	6	190	34	53	93	17	1	7	30	23	1	57	5	2	.364	.489	.853	218	1	1	3	4
SERIES 15	@ Gwinnett	7/4 - 7/9	.250	5	168	22	42	73	12	2	5	21	20	0	44	10	3	.325	.435	.760	191	0	3	0	3
SERIES 16	INDIANAPOLIS	7/14 - 7/16	.280	3	107	17	30	56	2	0	8	16	12	0	24	1	0	.364	.523	.887	121	0	0	2	1
SERIES 17	ST. PAUL	7/18 - 7/23	.254	6	193	26	49	75	12	4	2	25	23	2	39	7	1	.336	.389	.725	220	0	2	2	3
SERIES 18	@ Columbus	7/25 - 7/30	.230	6	200	29	46	84	8	0	10	27	38	0	43	3	4	.357	.420	.777	244	0	3	3	2
SERIES 19	@ Louisville	8/1 - 8/6	.184	6	190	16	35	50	4	1	3	14	27	0	46	8	2	.291	.263	.554	220	0	1	2	5
SERIES 20	IOWA	8/8 - 8/13	.199	5	161	14	32	65	4	1	9	14	22	0	52	2	1	.299	.404	.703	184	0	0	1	6
SERIES 21	@ Toledo	8/15 - 8/20																							
SERIES 22	ST. PAUL	8/22 - 8/27																							
SERIES 23	LOUISVILLE	8/29 - 9/3																							
SERIES 24	@ Iowa	9/5 - 9/10																							
SERIES 25	INDIANAPOLIS	9/12 - 9/17																							
SERIES 26	@ Columbus	9/19 - 9/24																							

## PITCHING

SERIES	OPPONENT	DATES	W	L	ERA	G	GS	CG	SHO	GF	HLD	SV	SVO	IP	H	R	ER	HR	HB	BB	IBB	SO	AVG	WP	BK	GIDP
SERIES 1	@ Indianapolis	3/31 - 4/2	3	0	3.33	3	3	0	3	0	1	1	1	27.0	27	10	10	2	3	9	0	25	.273	0	1	9
SERIES 2	TOLEDO	4/4 - 4/9	2	4	6.67	6	6	0	0	6	0	0	1	54.0	69	44	40	11	4	30	0	56	.303	2	1	6
SERIES 3	@ Iowa	4/11 - 4/16	2	2	9.00	4	4	0	0	4	2	1	1	34.0	41	37	34	8	6	17	1	42	.289	1	0	1
SERIES 4	GWINNETT	4/18 - 4/23	1	5	4.50	6	6	0	0	6	3	1	1	54.0	55	34	27	5	2	24	0	39	.268	10	1	6
SERIES 5	@ Nashville	4/25 - 4/30	2	4	4.85	6	6	0	0	6	6	1	4	52.0	57	30	28	5	3	26	0	43	.284	3	0	4
SERIES 6	LOUISVILLE	5/2 - 5/7	2	4	6.83	6	6	0	0	6	3	2	3	54.0	64	44	41	14	2	26	0	53	.298	4	1	2
SERIES 7	@ Scranton/WB	5/9 - 5/14	3	3	5.57	6	6	0	0	6	7	2	5	53.1	53	34	33	10	5	36	2	58	.272	3	0	9
SERIES 8	TOLEDO	5/16 - 5/21	4	2	3.83	6	6	0	1	6	3	0	0	54.0	55	26	23	8	5	22	0	55	.266	5	0	7
SERIES 9	@ St. Paul	5/23 - 5/28	2	4	5.94	6	6	0	0	6	1	1	3	50.0	58	43	33	6	3	29	0	51	.286	0	0	2
SERIES 10	MEMPHIS	5/30 - 6/4	2	4	6.71	6	6	0	0	6	4	1	3	55.0	55	46	41	13	0	39	0	56	.255	4	0	6
SERIES 11	@ Indianapolis	6/6 - 6/11	5	0	4.60	5	5	0	0	5	2	2	2	45.0	44	23	23	3	1	29	0	55	.254	1	0	4
SERIES 12	COLUMBUS	6/13 - 6/18	6	0	2.83	6	6	0	0	6	6	3	4	54.0	41	17	17	5	3	25	0	47	.209	4	0	5
SERIES 13	@ Rochester	6/20 - 6/25	4	2	3.10	6	6	0	0	6	7	1	2	52.1	46	20	18	7	3	26	1	51	.234	4	1	2
SERIES 14	IOWA	6/28 - 7/3	2	4	5.58	6	6	0	0	6	1	0	1	50.0	41	32	31	10	0	31	0	58	.225	1	0	5
SERIES 15	@ Gwinnett	7/4 - 7/9	1	4	5.14	5	5	0	0	5	1	1	4	42.0	35	29	24	5	3	27	1	41	.227	1	0	3
SERIES 16	INDIANAPOLIS	7/14 - 7/16	1	2	9.00	3	3	0	0	3	0	0	0	27.0	36	27	27	8	1	22	1	30	.330	2	0	3
SERIES 17	ST. PAUL	7/18 - 7/23	4	2	4.17	6	6	0	1	6	0	1	1	54.0	41	25	25	6	8	26	0	49	.210	5	1	2
SERIES 18	@ Columbus	7/25 - 7/30	4	2	5.19	6	6	0	0	6	4	3	3	52.0	47	31	30	9	0	27	0	53	.239	3	0	4
SERIES 19	@ Louisville	8/1 - 8/6	0	6	6.39	6	6	0	0	6	2	0	2	49.1	55	37	35	5	6	32	2	49	.284	1	0	2
SERIES 20	IOWA	8/8 - 8/13	0	5	9.80	5	5	0	0	5	1	0	2	45.0	57	54	49	15	3	38	0	51	.302	2	0	3
SERIES 21	@ Toledo	8/15 - 8/20																								
SERIES 22	ST. PAUL	8/22 - 8/27																								
SERIES 23	LOUISVILLE	8/29 - 9/3																								
SERIES 24	@ Iowa	9/5 - 9/10																								
SERIES 25	INDIANAPOLIS	9/12 - 9/17																								
SERIES 26	@ Columbus	9/19 - 9/24																								

 SERIES WINS: 7 (3 at Home, 4 on Road)

 SERIES LOSSES: 11 (7 at Home, 4 on Road)

 SERIES SPLITS: 2 (2 on Road)



## STARTING PITCHERS

SERIES	OPPONENT	DATES	W	L	ERA	G	CG	SHO	IP	H	R	ER	2B	3B	HR	TB	BB	IBB	SO	WHIP	AVG	HBP	WP	BK	GDP	K/BB	NP	NS	TBF
SERIES 1	@ Indianapolis	3/31 - 4/2	0	0	6.55	3	0	0	11.0	13	8	8	2	1	2	23	4	0	13	1.55	.295	2	0	0	2	3.25	187	118	50
SERIES 2	TOLEDO	4/4 - 4/9	1	3	4.97	6	0	0	25.1	31	16	14	7	1	4	52	12	0	22	1.70	.290	0	1	0	3	1.83	484	299	120
SERIES 3	@ Iowa	4/11 - 4/16	0	2	17.51	4	0	0	12.1	20	24	24	6	0	7	47	10	0	16	2.43	.357	1	0	0	1	1.60	280	170	68
SERIES 4	GWINNETT	4/18 - 4/23	1	2	3.55	6	0	0	33.0	29	17	13	6	2	2	45	14	0	21	1.30	.246	0	3	0	5	1.50	514	321	137
SERIES 5	@ Nashville	4/25 - 4/30	1	2	5.23	6	0	0	31.0	32	18	18	8	1	4	54	11	0	20	1.39	.274	1	1	0	2	1.82	534	348	132
SERIES 6	LOUISVILLE	5/2 - 5/7	1	3	8.13	6	0	0	27.2	37	25	25	5	1	10	74	9	0	21	1.66	.325	1	0	0	1	2.33	478	308	125
SERIES 7	@ Scranton/WB	5/9 - 5/14	1	1	5.92	6	0	0	24.1	28	16	16	8	0	5	51	15	0	24	1.77	.298	2	0	0	2	1.60	458	279	111
SERIES 8	TOLEDO	5/16 - 5/21	1	1	5.26	6	0	0	25.2	32	15	15	9	0	6	59	12	0	20	1.71	.311	1	2	0	4	1.67	456	271	116
SERIES 9	@ St. Paul	5/23 - 5/28	2	1	3.33	6	0	0	27.0	26	10	10	5	0	0	31	10	0	21	1.33	.255	0	0	0	2	2.10	432	278	112
SERIES 10	MEMPHIS	5/30 - 6/4	1	2	6.00	6	0	0	30.0	33	23	20	6	1	10	71	14	0	29	1.57	.277	0	2	0	3	2.07	555	336	135
SERIES 11	@ Indianapolis	6/6 - 6/11	3	0	5.25	5	0	0	24.0	24	14	14	5	2	3	42	13	0	27	1.54	.258	1	0	0	2	2.08	419	253	107
SERIES 12	COLUMBUS	6/13 - 6/18	4	0	2.35	6	0	0	30.2	23	8	8	2	0	5	40	13	0	16	1.17	.211	2	1	0	5	1.23	463	288	125
SERIES 13	@ Rochester	6/20 - 6/25	3	0	2.79	6	0	0	29.0	29	11	9	6	0	5	50	7	0	25	1.24	.261	1	1	1	2	3.57	491	324	123
SERIES 14	IOWA	6/28 - 7/3	0	2	5.54	6	0	0	26.0	24	16	16	5	1	6	49	12	0	28	1.38	.250	0	0	0	3	2.33	425	263	108
SERIES 15	@ Gwinnett	7/4 - 7/9	1	0	0.86	5	0	0	21.0	15	2	2	3	0	0	18	6	0	24	1.00	.203	0	0	0	2	4.00	323	204	81
SERIES 16	INDIANAPOLIS	7/14 - 7/16	0	1	11.05	3	0	0	7.1	11	9	9	4	0	3	24	7	0	4	2.45	.367	1	0	0	2	0.57	154	89	38
SERIES 17	ST. PAUL	7/18 - 7/23	0	1	3.95	6	0	0	27.1	26	12	12	7	0	2	39	11	0	26	1.35	.245	2	2	0	1	2.36	495	314	119
SERIES 18	@ Columbus	7/25 - 7/30	3	2	4.26	6	0	0	31.2	25	15	15	2	0	7	48	12	0	24	1.17	.214	0	0	0	2	2.00	512	325	130
SERIES 19	@ Louisville	8/1 - 8/6	0	3	9.31	6	0	0	19.1	21	21	20	3	1	4	38	14	0	22	1.81	.266	2	1	0	0	1.57	381	235	97
SERIES 20	IOWA	8/8 - 8/13	0	1	6.30	5	0	0	20.0	18	14	14	5	0	7	44	14	0	27	1.60	.240	0	0	0	1	1.93	382	228	90
SERIES 21	@ Toledo	8/15 - 8/20																											
SERIES 22	ST. PAUL	8/22 - 8/27																											
SERIES 23	LOUISVILLE	8/29 - 9/3																											
SERIES 24	@ Iowa	9/5 - 9/10																											
SERIES 25	INDIANAPOLIS	9/12 - 9/17																											
SERIES 26	@ Columbus	9/19 - 9/24																											

## RELIEVERS

SERIES	OPPONENT	DATES	W	L	ERA	G	HLD	SV	SVO	IP	H	R	ER	2B	3B	HR	TB	BB	IBB	SO	WHIP	AVG	HBP	WP	BK	GDP	K/BB	NP	NS	TBF	IR	IRS
SERIES 1	@ Indianapolis	3/31 - 4/2	3	0	1.13	3	0	1	1	16.0	14	2	2	4	0	0	18	5	0	12	1.19	.255	1	0	1	7	2.40	218	132	61	1	1
SERIES 2	TOLEDO	4/4 - 4/9	1	1	8.16	6	0	0	1	28.2	38	28	26	9	1	7	70	18	0	34	1.95	.314	4	1	1	3	1.89	579	345	143	7	5
SERIES 3	@ Iowa	4/11 - 4/16	2	0	4.15	4	2	1	1	21.2	21	13	10	8	1	1	34	7	1	26	1.29	.244	5	1	0	0	3.71	374	229	99	4	4
SERIES 4	GWINNETT	4/18 - 4/23	0	3	6.00	6	3	1	1	21.0	26	17	14	5	0	3	40	10	0	18	1.71	.299	2	7	1	1	1.80	379	235	102	5	4
SERIES 5	@ Nashville	4/25 - 4/30	1	2	4.29	6	6	1	4	21.0	25	12	10	2	0	1	30	15	0	23	1.90	.298	2	2	0	2	1.53	414	237	103	14	3
SERIES 6	LOUISVILLE	5/2 - 5/7	1	1	5.47	6	3	2	3	26.1	27	19	16	4	0	4	43	17	0	32	1.67	.267	1	4	1	1	1.88	489	293	121	9	5
SERIES 7	@ Scranton/WB	5/9 - 5/14	2	2	5.28	6	7	2	5	29.0	25	18	17	2	0	5	42	21	2	34	1.59	.248	3	3	0	7	1.62	538	318	126	12	3
SERIES 8	TOLEDO	5/16 - 5/21	3	1	2.54	6	3	0	0	28.1	23	11	8	5	0	2	34	10	0	35	1.16	.221	4	3	0	3	3.50	503	303	119	10	3
SERIES 9	@ St. Paul	5/23 - 5/28	0	3	9.00	6	1	1	3	23.0	32	33	23	5	2	6	59	19	0	30	2.22	.317	3	0	0	0	1.58	498	285	124	8	5
SERIES 10	MEMPHIS	5/30 - 6/4	1	2	7.56	6	4	1	3	25.0	22	23	21	3	0	3	34	25	0	27	1.88	.227	0	2	0	3	1.08	528	308	123	18	9
SERIES 11	@ Indianapolis	6/6 - 6/11	2	0	3.86	5	2	2	2	21.0	20	9	9	3	0	0	23	16	0	28	1.71	.250	0	1	0	2	1.75	388	237	98	14	2
SERIES 12	COLUMBUS	6/13 - 6/18	2	0	3.47	6	6	3	4	23.1	18	9	9	4	1	0	24	12	0	31	1.29	.207	1	3	0	0	2.58	385	252	101	9	3
SERIES 13	@ Rochester	6/20 - 6/25	1	2	3.47	6	7	1	2	23.1	17	9	9	4	1	2	29	19	1	26	1.54	.198	2	3	0	0	1.37	429	255	108	5	0
SERIES 14	IOWA	6/28 - 7/3	2	2	5.63	6	1	0	1	24.0	17	16	15	2	0	4	31	19	0	30	1.50	.198	0	1	0	2	1.58	434	247	107	12	2
SERIES 15	@ Gwinnett	7/4 - 7/9	0	4	9.43	5	1	1	4	21.0	20	27	22	4	0	5	39	21	1	17	1.95	.250	3	1	0	1	0.81	410	227	105	12	7
SERIES 16	INDIANAPOLIS	7/14 - 7/16	1	1	8.24	3	0	0	0	19.2	25	18	18	6	0	5	46	15	1	26	2.03	.316	0	2	0	1	1.73	388	235	96	4	1
SERIES 17	ST. PAUL	7/18 - 7/23	4	1	4.39	6	0	1	1	26.2	15	13	13	2	0	4	29	15	0	23	1.13	.169	6	3	1	1	1.53	433	256	112	15	7
SERIES 18	@ Columbus	7/25 - 7/30	1	0	6.64	6	4	3	3	20.1	22	16	15	3	1	2	33	15	0	29	1.82	.275	0	3	0	2	1.93	421	248	96	11	4
SERIES 19	@ Louisville	8/1 - 8/6	0	3	4.50	6	2	0	2	30.0	34	16	15	9	0	1	46	18	2	27	1.73	.296	4	0	0	2	1.50	570	333	139	10	5
SERIES 20	IOWA	8/8 - 8/13	0	4	12.60	5	1	0	2	25.0	39	40	35	6	1	8	71	24	0	24	2.52	.342	3	2	0	2	1.00	559	318	141	8	5
SERIES 21	@ Toledo	8/15 - 8/20																														
SERIES 22	ST. PAUL	8/22 - 8/27																														
SERIES 23	LOUISVILLE	8/29 - 9/3																														
SERIES 24	@ Iowa	9/5 - 9/10																														
SERIES 25	INDIANAPOLIS	9/12 - 9/17																														
SERIES 26	@ Columbus	9/19 - 9/24																														

## 2023 STORM CHASER QUALITY STARTS (17)

STARTER (# IN 2023)	GAME	DEC	IP	H	R	ER	HR	HB	BB	IBB	SO	WP	BK	GIDP	TBF	% K/BF	NP-S	S%	FPS	FPS%	P/IP	CATCHER	
1.	Jonathan Heasley (1)	4/7 vs. Toledo	W	6.0	6	2	2	1	0	2	0	5	0	0	0	26	19.2%	92 - 61	66.30%	19	73.08%	15.33	Fermin
2.	Mike Mayers (1)	4/18 vs. Gwinnett	—	6.0	3	1	1	0	0	2	0	2	0	0	0	23	8.7%	82 - 54	65.85%	13	56.52%	13.67	Fermin
3.	Jonathan Heasley (2)	4/19 vs. Gwinnett	L	7.0	7	3	3	1	0	0	0	7	0	0	1	26	26.9%	95 - 60	63.16%	15	57.69%	13.57	Porter
4.	Austin Cox (1)	4/27 @ Nashville	W	6.0	4	0	0	0	0	3	0	5	0	0	1	22	22.7%	101 - 62	61.39%	12	54.55%	16.83	Reetz
5.	Drew Parrish (1)	4/28 @ Nashville	—	6.0	1	0	0	0	0	2	0	5	0	0	1	20	25.0%	90 - 56	62.22%	6	30.00%	15.00	Porter
6.	Mike Mayers (2)	5/5 vs. Louisville	W	6.0	4	1	1	1	0	1	0	5	0	0	0	22	22.7%	79 - 55	69.62%	14	63.64%	13.17	Reetz
7.	Daniel Lynch (1)	5/23 @ St. Paul	W	6.0	3	0	0	0	0	0	0	5	0	0	0	21	23.8%	61 - 47	77.05%	14	66.67%	10.17	Porter
8.	Max Castillo (1)	5/28 @ St. Paul	—	6.0	4	1	1	0	0	0	0	4	0	0	0	21	19.0%	69 - 46	66.67%	12	57.14%	11.50	Reetz
9.	Max Castillo (2)	6/9 @ Indianapolis	W	6.0	4	1	1	1	0	1	0	8	0	0	0	25	32.0%	89 - 61	68.54%	16	64.00%	14.83	Reetz
10.	Jonathan Heasley (3)	6/13 vs. Columbus	—	6.0	5	2	2	1	0	2	0	4	1	0	0	25	16.0%	93 - 57	61.29%	15	60.00%	15.50	Reetz
11.	Max Castillo (3)	6/15 vs. Columbus	W	6.0	4	2	2	2	1	0	0	0	0	0	1	21	0.0%	75 - 51	68.00%	14	66.67%	12.50	Porter
12.	Anthony Veneziano (1)	6/16 vs. Columbus	W	6.1	3	0	0	0	0	3	0	2	0	0	3	23	8.7%	87 - 56	64.37%	14	60.87%	13.74	Briceño
13.	Max Castillo (4)	6/30 vs. Iowa	—	6.0	3	3	3	2	0	3	0	2	0	0	1	23	8.7%	89 - 52	58.43%	14	60.87%	14.83	Briceño
14.	Ryan Yarbrough (1)	7/4 @ Gwinnett	—	6.0	3	0	0	0	0	1	0	6	0	0	1	21	28.6%	81 - 50	61.73%	14	66.67%	13.50	Briceño
15.	Anthony Veneziano (2)	7/23 vs. St. Paul	—	6.0	4	1	1	0	1	0	0	5	0	0	0	23	28.6%	81 - 56	69.14%	15	65.22%	13.50	Porter
16.	Angel Zerpa (1)	7/26 @ Columbus	—	6.1	3	1	1	0	0	2	0	1	0	0	1	23	28.6%	92 - 59	64.13%	17	73.91%	14.53	Briceño
17.	Anthony Veneziano (2)	8/10 vs. Iowa	—	6.0	3	0	0	0	0	2	0	10	0	0	0	22	45.5%	104 - 69	66.35%	15	68.18%	17.33	Briceño

## 2023 REHAB ASSIGNMENTS WITH OMAHA (10)

### HITTING

PLAYER	INJURY	DATES	AVG	G	AB	R	H	TB	2B	3B	HR	RBI	BB	IBB	SO	SB	CS	OBP	SLG	OPS	PA	SAC	SF	HBP	GIDP
Drew Waters	Left oblique strain	May 9 - 24	.327	13	52	12	17	33	6	2	2	6	6	0	13	2	0	.397	.635	1.032	58	0	0	0	3
Nicky Lopez	Appendicitis	May 16 - 20	.300	3	10	1	3	4	1	0	0	1	3	0	1	1	0	.462	.400	.862	13	0	0	0	0
Kyle Isbel	Left hamstring strain	June 13 - 25	.290	9	31	7	9	17	2	0	2	6	6	0	6	0	0	.405	.548	.953	37	0	0	0	2
Michael Massey	Left hand laceration	June 30 - July 3	.182	3	11	2	2	3	1	0	0	0	1	0	3	0	0	.250	.273	.523	12	0	0	0	0
Matt Beaty	Concussion	July 19 - July 30	.250	6	20	1	5	8	0	0	1	1	2	0	0	0	0	.348	.400	.748	23	0	0	1	0

### PITCHING

PLAYER	INJURY	DATES	W	L	ERA	G	GS	CG	SHO	GF	HLD	SV	SVO	IP	H	R	ER	HR	HB	BB	IBB	SO	AVG	WP	BK	GIDP	TBF
Daniel Lynch	Left rotator cuff strain	May 7 - 23	2	0	3.50	4	4	0	0	0	0	0	0	18.0	19	7	7	3	0	3	0	18	.264	1	0	0	75
Amir Garrett	L. elbow valgus extension overload	June 22 - 28	0	0	10.13	3	0	0	0	0	1	0	0	2.2	3	3	3	1	0	5	0	2	.273	1	0	0	16
Ryan Yarbrough	Head fractures	June 24 - July 4	0	0	1.23	3	3	0	0	0	0	0	0	14.2	9	2	2	1	0	2	0	18	.176	0	0	1	53
Brad Keller	R. shoulder impingement syndrome	June 28 - July 25	0	3	15.00	9	2	0	0	0	0	0	0	9.0	11	17	15	1	1	21	0	5	.324	3	0	1	59
Angel Zerpa	Left shoulder tendinopathy	June 28 - July 13	0	1	3.95	3	3	0	0	0	0	0	0	13.2	14	6	6	2	0	6	0	15	.264	0	0	0	59