



**SOD
POODLES
BASEBALL
CLUB**

NEWS & NOTES

HODGETOWN

715 S. BUCHANAN ST

AMARILLO, TEXAS 79101

806-803-7762

TWITTER: @SODPOODLES

Sod Poodles PR Department: Director, Cory Hilborne - CoryH@SodPoodles.com, 806-803-8778 - Coordinator: A.J. Bartucca, AJB@SodPoodles.com

Springfield Cardinals (21-27)

RHP Connor Lunn (1-3, 6.11 ERA)

VS.

Amarillo Sod Poodles (22-26)

RHP Chad Patrick (2-5, 5.06 ERA)

Saturday, June 3, 2023 • 5:05 PM CT • HODGETOWN • Radio: KVWE-102.9 FM • Games 49/50 • Home Games 22/23

SEASON RESULTS

Date	Site	Result
5/30	SPR	W, 7-1
5/31	SPR	W, 13-8
6/1	SPR	W, 3-2 (7)
6/2	SPR	PPD
6/3 (1)	SPR	
6/3 (2)	SPR	
6/4	SPR	
7/4	@ SPR	
7/5	@ SPR	
7/6	@ SPR	
7/7	@ SPR	
7/8	@ SPR	
7/9	@ SPR	

SPRINGFIELD SERIES CAPSULE

2023 at Home: 3-0
2023 on Road: 0-0
All-Time at Home: 9-6
All-Time on Road: 7-6
All-Time Totals: 16-12

STREAKS

Last 5 Games: 5-0
Last 10 Games: 6-4
Longest 2023 Winning Streak: 5
Longest 2023 Losing Streak: 4 (2x)
All-Time W/L: 220-221

LEAGUE STANDINGS

NORTH (W-L-PCT-GB)

TULSA	33-16 .673	--
ARKANSAS	31-18 .633	2.0
SPRINGFIELD	21-27 .438	11.5
WICHITA	21-27 .447	11.5
NW ARKANSAS	20-29 .408	13.0

SOUTH (W-L-PCT-GB)

SAN ANTONIO	26-23 .531	--
MIDLAND	25-24 .510	1.0
CORPUS CHRISTI	23-26 .469	3.0
AMARILLO	22-26 .458	3.5
FRISCO	21-27 .438	4.5

TEAM LEADERS

AVERAGE: .380 - Bliss
HITS: 70 - Bliss
2B: 14 - Bliss
TRIPLES: 3 (2x) - Bliss & Vukovich
HOME RUNS: 7 - Bliss
RBI: 27 - Bliss
OBP: .409 - Bliss
STOLEN BASES: 18 - Bliss
SO (P): 52 - Albright
SAVES: 4 - Backhaus
ERA: 2.49 - Saalfrank
WINS: 3 - Albright

ATTENDANCE

Last: 4,690
Total: 101,007
Average: 5,050
No. of Sellouts: 6

I'M DOUBLING DOWN: The Amarillo Sod Poodles locked down their double header versus the Springfield Cardinals with a 13-8 game one victory and a walk-off 3-2 win in game two thanks to a clutch two RBI single from **Camden Duzenack**...The Sod Poodles tied their season high of 18 hits and 13 runs scored in game one with eight of the Sodpoodles' starting nine earning a hit while five logged multiple...**Ryan Bliss** and **Deyvison De Los Santos** collected three hits while Seth Beer set a season high for the club with four hits in game one...Six Sodpoodles drove in runs in the first contest with De Los Santos and Del Castillo raking in three...**Caleb Roberts** set a season high for walks with four free passes in game one with **Jordan Lawlar**, De Los Santos and Del Castillo launching homers to set a season high of three bombs in a game...**Jamison Hill** took the ball in game two and delivered 4.2 innings of work, allowed two runs on four hits while fanning five...**Kyle Backhus** and **Conor Grammes** came out for relief in the second leg of the twin bill and held Springfield to one hit and no runs through 2.1 frames while walking two and striking out three en route to Grammes' second straight win in his HODGETOWN debut...**Chad Patrick** will get the ball to start tonight and will be opposed by Cardinals' Connor Lunn.

THE FANTASTIC FOUR: Seth Beer finished game one going 4-for-6 with two doubles, as many RBI and three runs scored. It was Beer's first four-hit outing since 6/26/2022 @ SL with Triple-A Reno and was the sixth four-hit performance of his career which spans five seasons (2018-2023). Beer also posted his fifth multi-RBI performance in 2023 and his first since 4/30/23 vs. SUG (RNO) when he also drove in two runs. His four hits are the most knocks earned in Amarillo this season with Leandro Cedenio being the last Sod Poodle to log four back on 8/18/2022 @ Midland. Cedenio was also the last Sod Poodle to collect four hits while at home which he did on 8/14/2022 versus Springfield.

FLY ME TO THE MOON: Deyvison De Los Santos turned in a 3-for-5 day at the plate with three RBI and two runs scored while sending a baseball into orbit at 110 MPH in the sixth inning of game one. It was De Los Santos' fifth long ball of the season, his fourth at home, and his third in 19 games dating back 5/9/23 versus Midland. He is now slugging .444 through 19 games at HODGETOWN this season which is good for the fifth highest among Sod Poodles with at least 15 games played at home. It was also his second three RBI performance in 2023 with both being earned at home and the last coming on 4/14/23 vs. CC.

THE LONG BAWL: Jordan Lawlar mashed a two-run homer in game one and finished the day 2-for-6 with two RBI and as many runs scored. It was the D-backs no. 1 rated prospect's sixth homer of the year and his first since 5/9/23 versus Midland and his first multi-RBI performance since he drove in four on 4/26/23 versus Frisco. The Texas native also extended his hit streak to seven games (5/23-5/31/23) and his on base streak to 11 games (5/16-5/31/23). Since the beginning of his hit streak, he is slashing .345/.424/.517 with 10 hits, two doubles, a homer and five RBI.

SO ANYWAYS I STARTED BLASTING: Amarillo's bats launched a season high three homers in game one with two being launched in the seventh inning alone. It took the 2023 Sod Poodles 47 games to post a three-homer contest whereas last season the club achieved this in just 10 games. The Sod Poodles swatted three homers in a game 22 times in 2022. Amarillo has now mashed multiple homers in a contest 16 times this season. The Sod Poodles' 18 hits and 13 runs scored also tied their season high in those categories.

GOT THAT DOG IN HIM: Adrian Del Castillo went 1-for-2 with a homer, three RBI, as many walks and a run scored in game one. Del Castillo has now swatted homers in back-to-back contests for the first time in his professional career (2021-2023, 3 seasons). He has now had three baseballs leave the yard in his last 16 games dating back to 5/12/23 versus Midland. The Miami, FL native extended his club-best active hit streak to 10 games (5/19-5/31/23) while notching the second longest active on base streak with 10 games as well. Across that date range, he is batting .406 (13-for-32) with two homers, as many doubles, eight RBI, nine walks and seven runs scored. Across his last 10 games played, he holds first place for AVG, RBI, OBP (.537) and SLG (.737) while tying second in homers among active Sod Poodles.

CAMDEN IS CLUTCH: Camden Duzenack was the hero in game two after walking it off with a two RBI single in the bottom of the seventh while down to two outs. Duzenack's multi-RBI night was his second in as many games and his third of the season while riding a three-game hit streak. Tonight marked just his second game at HODGETOWN this season and is now 3-for-6 while at home with a double and two RBI. In nine at-bats while there are RISP, he is now batting .444 (4-for-9) with five RBI across seven separate contests in 2023.

SOD POODLES BREAKDOWN

At Home: 11-10
On the Road: 11-16
Day Games: 3-6
Night Games: 19-20
vs. RHP: 19-22
vs. LHP: 3-4
First Half: 22-26
Second Half: 0-0
April: 11-10
May: 10-16
June: 1-0
July: 0-0
August: 0-0
September: 0-0
Monday: 0-0
Tuesday: 2-6
Wednesday: 6-2
Thursday: 3-5
Friday: 2-6
Saturday: 4-3
Sunday: 5-4

Scoring First: 13-9
Opponent Scoring First: 9-17
Extra Innings: 2-1
Doubleheaders: 1-1
Commit An Error: 11-19
Commit No Errors: 11-7
Walk-Off Wins: 2
Walk-Off Losses: 2

vs. North 1st Half: 6-3
vs. South 1st Half: 16-23
vs. North 2nd Half: 0-0
vs. South 2nd Half: 0-0

Scoring 4+ Runs: 15-15
Opp. Scoring 4+ Runs: 6-24
Scoring 3 Or Fewer Runs: 7-11
Opp. Scoring 3 Or Fewer Runs: 16-2
Out-Hit Opponent/Tie: 19-9
Out-Hit By Opponent: 3-17
Lead After 6: 16-2
Trail After 6: 5-23
Tied After 6: 1-1
Lead After 7: 18-1
Trail After 7: 2-23
Tied After 7: 1-2
Lead After 8: 19-1
Trail After 8: 1-24
Tied After 8: 1-1

Series (W-L-T): 1-4-3
Game 1: 2-7
Game 2: 7-2
Game 3: 4-5
Game 4: 2-5
Game 5: 4-3
Game 6: 3-4
Series Sweeps: 0
Series Been Swept: 0

UPCOMING GAMES

DAY	DATE	OPPONENT	PROBABLE PITCHERS		TIME (CT)	RADIO
Sat	June 3 (2)	SPR	LHP Kenny Hernandez (5-1, 5.57 ERA)	vs. RHP Deyni Olivero (1-4, 8.83 ERA)		KVWE-102.9 FM
Sun	June 4	SPR	RHP Logan Cragg (0-3, 7.55 ERA)	vs. RHP Jeff Bain (1-2, 5.70 ERA)	6:05 PM	KVWE-102.9 FM
Tue	June 6	@MID	TBD	vs. TBD	6:30 PM	KVWE-102.9 FM



STARTING PITCHER - GAME 2



#23 DEYNI OLIVERO - RHP

HEIGHT: 6'1"

WEIGHT: 165

B/T: R/R

AGE: 25 (1/7/1998 in Santo Domingo, Dominican Republic)

9 G

1-4

17/25 K/BB

8.83 ERA

LAST WIN: 4/29/23 vs. FRI

LAST SAVE: None

LONGEST 2023 OUTING: 5.0 Innings (4/29/23 vs. FRI)

LAST HOME RUN ALLOWED: 5/17/23 @ FRI (Nick Tanielu, 5th inning, solo)

CAREER VS SPR: 2 GS, 0-0, 5.59 ERA, 9.2 IP, 15 H, 7 R, 6 ER, HR, 8 K, 6 BB

Former PIO Mid-Season All-Star (2018), NWL Mid-Season All-Star (2019), NWL Pitcher of the Year (2019) and NWL Post-Season All-Star (2019).

Entering his 7th professional season and his second campaign to be fought in Amarillo threads, starting 20 games last year as a Sod Poodle before being promoted to Triple-A Reno for his final five contests of the 2022 season.

Across those five Triple-A contests, he boasted a 2-1 record and a 3.81 ERA (12 ER, 28.1 IP).

During his Triple-A debut, he earned a quality start, tossing 6.0 innings while holding his opponent to two earned runs on six hits and three walks, punching out four in the process.

In his professional debut season (2016), he logged a 4.99 ERA (22 ER, 39.2 IP) in 9 G (6 GS) at the Rookie ball level.

CAREER STATS

YEAR	CLUB	W-L	ERA	G	GS	CG	SHO	IP	H	R	ER	HR	HB	BB	SO	WP	GIDP	BAA
2016	DSL D-backs (Rk)	5-1	4.99	9	6	0	0	39.2	40	23	22	3	3	16	25	3	3	.268
2017	DSL D-backs (Rk)	3-2	3.58	10	10	0	0	50.1	62	25	20	3	2	12	33	3	9	.313
	AZL D-backs (Rk)	3-0	1.75	6	3	0	0	25.2	28	8	5	1	1	9	15	2	6	.292
2018	Missoula (Rk)	4-4	3.94	14	14	0	0	64.0	62	33	28	5	3	25	55	4	6	.250
2019	Hillsboro (A(Short))	8-3	2.09	15	8	0	0	64.2	50	18	15	3	5	20	42	2	4	.215
2021	Visalia (A-)	0-0	9.00	1	1	0	0	2.0	3	2	2	1	1	0	3	0	0	.333
2022	Hillsboro (A+)	0-1	2.60	3	3	0	0	17.1	10	5	5	0	0	4	14	1	0	.169
	Amarillo (AA)	2-9	6.19	20	20	0	0	96.0	114	69	66	16	4	34	77	6	7	.297
	Reno (AAA)	2-1	3.81	5	5	0	0	28.1	30	12	12	5	0	10	14	0	0	.273
2023	Amarillo (AA)	1-4	8.83	9	9	0	0	35.2	56	38	35	4	0	25	17	4	6	.373
MINOR LEAGUE TOTALS		28-25	4.46	92	79	0	0	423.2	455	233	210	41	19	155	295	25	41	.278

2023 HIGHS

INNINGS: 5.0 IP (4/29 vs. FRI)

HITS: 9 (5/11 vs. MID)

RUNS: 7 (2x: Last: 5/23 @ SA)

EARNED RUNS: 7 (5/11 vs. MID)

STRIKEOUTS: 5 (4/29 vs. FRI)

WALKS: 6 (5/23 @ SA)

HOME RUNS: 1 (4x: Last: 5/17 @ FRI)

WINNING STREAK: 1 (4/29 vs. FRI)

LOSING STREAK: 3 (5/11-5/23)

SHORTEST START: 2.2 IP (2x, Last: 5/5 @ CC)

PITCHES THROWN: 85 (2x, Last: 5/28 @ SA)

CAREER HIGHS

INNINGS: 7.0 IP (7/9 @ WCH)

HITS: 11 (6/21/17 (DSL D-backs))

RUNS: 8 (2x: Last: 6/21/17 (DSL D-backs))

EARNED RUNS: 8 (2x: Last: 6/21/17 (DSL D-backs))

STRIKEOUTS: 10 (8/19/18 vs. ORM (MIS))

WALKS: 6 (5/23/23 @ SA)

HOME RUNS: 3 (2x: Last: 5/17/22 vs. TUL)

WINNING STREAK: 3 (2x: Last: 7/24-8/4/19)

LOSING STREAK: 3 (2x: Last: 5/11-5/23/23)

SHORTEST START: 0.2 IP (6/28/22 vs. NWA)

PITCHES THROWN: 97 (6/22/22 @ CC)

2023 SPLITS

VS. RIGHT: .337/.400/.472, 30 H, 9 2B, HR, 14 RBI, 11 K, 10 BB

VS. LEFT: .426/.526/.672, 26 H, 4 2B, 3B, 3 HR, 17 RBI, 6 K, 15 BB

HOME: 3 GS, 9.45 ERA, 1-1, 13.1 IP, 14 R, 14 ER, 2 HR, 10 K, 5 BB

ROAD: 6 GS, 8.46 ERA, 0-3, 22.1 IP, 24 R, 21 ER, 2 HR, 7 K, 20 BB

W/ RISP: .408/.458/.612, 20 H, 5 2B, 3B, HR, 26 RBI, 7 K, 7 BB

DAY: 2 GS, 0-0, 8.2 IP, 4 R, 4 ER, K, 5 BB, .333 BAA

NIGHT: 7 GS, 1-4, 27.0 IP, 34 R, 31 ER, 4 HR, 16 K, 20 BB, .386 BAA

TEAM W/L IN STARTS: 5-4

OPPOSING STARTER - RHP KENNY HERNANDEZ (5-1, 5.57 ERA)

CAREER VS. AMA: FIRST APPEARANCE

BATTER-PITCHER MATCH-UPS (2023)

SOD POODLES VS. KENNY HERNANDEZ:

PLAYER	H	AB	AVG	XBH	HR	RBI	BB	SO
--------	---	----	-----	-----	----	-----	----	----

CARDINALS VS. DEYNI OLIVERO:

PLAYER	H	AB	AVG	XBH	HR	RBI	BB	SO
--------	---	----	-----	-----	----	-----	----	----

SUNDAY'S STARTER - RHP JEFF BAIN (1-2, 5.70 ERA)

The right-hander will make his second start of the series after earning the win on Tuesday. Bain picked up the first win of his season after spinning 5.0 IP with just two hits allowed and one unearned run coming across against him. Over his last two starts, the California native has allowed just two runs on seven hits.

#13 DEYVISON DE LOS SANTOS - INF 2023 HIGHS: Hits - 3, Runs - 2, RBI - 3, HR - 1, 2B - 1, 3B - 0, BB - 2, K - 3, SB - 1														
HEIGHT: 6'1" WEIGHT: 185 B/T: R/R AGE: 19 (6/21/1993 in Santo Domingo, Dominican Republic) 2023 SPLITS:														
G	AVG	OBP	SLG	AB	R	H	2B	3B	HR	RBI	BB	SB/ATT	SO	V.RHP
42	.197	.280	.312	157	20	31	3	0	5	17	16	2/2	43	.186
LAST GAME: 0-for-3 LAST HOME RUN: 5/31/23 vs. SPR off Shreve														
SPR SERIES: 3-for-12, HR, 3 RBI, SB, 2 R, 3 K LAST MULTI-HIT GAME: 5/31/23 vs. SPR (3-for-5)														
SA SERIES: 4-for-18, 2B, 2 BB, 2 R, 6 K														
CURRENT HITTING: 0 SEASON LONG HITTING: 3 CURRENT ON-BASE: 0 SEASON-LONG ON-BASE: 7														

- Back-to-back D-backs' Minor League Player of the Month in June and July, 2022.
- Named the NWL Player of the Week (7/31/22), MiLB.com Organization All-Star (2022) and Single-A Postseason All-Star (Baseball America).
- Collected a hit in 13-of-18 games in April, 2022 to begin the season which encompassed a pair of 3-hit games.
- Combined to hit .403 (75-for-186) with 12 doubles, two triples, nine home runs, 35 RBI in 46 games between Visalia and Hillsboro in June and July, 2022.
- Launched four homers in his first 30 games played this season while swatting all of them in the final third of a game and three of them when the club is losing.

#3 ADRIAN DEL CASTILLO - C 2023 HIGHS: Hits - 2, Runs - 3, RBI - 3, HR - 1, 2B - 1, 3B - 0, BB - 3, K - 3, SB - 1														
HEIGHT: 5'9" WEIGHT: 208 B/T: L/R AGE: 23 (9/27/1999 in Miami, FL) 2023 SPLITS:														
G	AVG	OBP	SLG	AB	R	H	2B	3B	HR	RBI	BB	SB/ATT	SO	V.RHP
38	.248	.349	.411	129	20	32	6	0	5	18	20	2/3	40	.245
LAST GAME: 1-for-2, HR, 3 RBI, 3 BB, R LAST HOME RUN: 5/31/23 vs. SPR off Escobar														
SPR SERIES: 3-for-6, 2 HR, 2B, 6 RBI, 3 BB, 3 R, 2 K LAST MULTI-HIT GAME: 5/30/23 vs. SPR (2-for-4)														
SA SERIES: 5-for-19, 2B, 3 BB, RBI, 2 R, 7 K														
CURRENT HITTING: 10 SEASON LONG HITTING: 10 CURRENT ON-BASE: 10 SEASON-LONG ON-BASE: 10														

- Selected by the Chicago White Sox in the 36th round of the 2018 MLB draft but declined to play ball at the University of Miami.
- Made his professional debut on 7/31/2021 with the ACL Diamondbacks (ROK) and after just two (2) appearances in Rookie ball, he was promoted to Low-A Visalia.
- He earned a hit in 43 of his 86 games played (2022) with 17 of those being multi-hit efforts, good for logging multiple hits in 39% of games that he knocks.
- Earned the 7th most homers (7), 6th most hits (57), 5th most total bags (99) and 4th most doubles (17) amongst qualified Hillsboro Hops in 2022.
- Launched two homers in 18 games played in April this season and then went back-to-back from 5/30-5/31, swatting five in 2023 by May's end.

#26 CAMDEN DUZENACK - INF 2023 HIGHS: Hits - 3, Runs - 1, RBI - 3, HR - 0, 2B - 2, 3B - 0, BB - 1, K - 1, SB - 0														
HEIGHT: 5'7" WEIGHT: 170 B/T: R/R AGE: 28 (3/8/1995 in Melissa, TX) 2023 SPLITS:														
G	AVG	OBP	SLG	AB	R	H	2B	3B	HR	RBI	BB	SB/ATT	SO	V.RHP
9	.258	.368	.355	31	2	8	3	0	0	7	5	0/1	5	.250
LAST GAME: 1-for-4, 2 RBI LAST HOME RUN: 9/9/22 @ SL (RNO) off Valdez														
SPR SERIES: 1-for-4, 2 RBI LAST MULTI-HIT GAME: 5/28/23 @ SA (3-for-4)														
SA SERIES: 4-for-12, 2 2B, 2 BB, 3 RBI, R														
CURRENT HITTING: 3 SEASON LONG HITTING: 3 CURRENT ON-BASE: 9 SEASON-LONG ON-BASE: 9														






- Duzenack is entering his 6th professional season, having spent time at every level of minor league ball from Rookie to Triple-A.
- In his debut season (2017), he belted 16 doubles, a triple, and three homers in 222 AB's with A(Short) Hillsboro, slugging .410 that year.
- He logged 318 Triple-A at-bats last season with Reno, slashing .261/.308/.465 while sending 13 balls over the wall accompanied by 20 two-baggers and three triples.
- Earned Amarillo's second walk-off win on 5/31/23 after poking a two RBI single while the club was down by one run with two outs and the bases loaded.

#17 ROBY ENRIQUEZ - OF 2023 HIGHS: Hits - 2, Runs - 2, RBI - 2, HR - 0, 2B - 1, 3B - 0, BB - 2, K - 3, SB - 1														
HEIGHT: 6'2" WEIGHT: 210 B/T: L/L AGE: 26 (3/21/1997 in Carolina, Puerto Rico) 2023 SPLITS:														
G	AVG	OBP	SLG	AB	R	H	2B	3B	HR	RBI	BB	SB/ATT	SO	V.RHP
34	.214	.326	.268	112	15	24	6	0	0	9	16	2/3	27	.226
LAST GAME: 0-for-3, R, K LAST HOME RUN: 9/7/22 vs. ARK off Weiman														
SPR SERIES: 0-for-3, R, K LAST MULTI-HIT GAME: 5/9/23 vs. MID (2-for-5)														
SA SERIES: 2-for-6, BB, R, K														
CURRENT HITTING: 0 SEASON LONG HITTING: 5 CURRENT ON-BASE: 0 SEASON-LONG ON-BASE: 11														

- Signed by the Arizona Diamondbacks as a minor league free agent on December 22, 2021 out of Indiana State University (Terre Haute, IN).
- He is in a four (4) way tie for first for the most four (4) hit performances by a Sod Poodle in 2022 with two (2) four (4) hit outings.
- He had 26 multi-hit performances last season with three (3) being of the three (3) hit variety...24 of those were achieved in Soddis threads.
- He logged a hit in 44 out of 51 straight games (6/4-8/25/2022) which encompassed a 12 game hit streak (7/6-7/24).
- The lefty-bat poked 20 of his first 22 hits this season off of right-handed pitching and 14 of them while at home.

#11 JORDAN LAWLAR - INF 2023 HIGHS: Hits - 3, Runs - 2, RBI - 4, HR - 1, 2B - 1, 3B - 1, BB - 2, K - 4, SB - 2														
HEIGHT: 6'2" WEIGHT: 190 B/T: R/R AGE: 20 (7/17/2002 in Carrollton, TX) 2023 SPLITS:														
G	AVG	OBP	SLG	AB	R	H	2B	3B	HR	RBI	BB	SB/ATT	SO	V.RHP
39	.199	.320	.377	146	21	29	6	1	6	21	23	13/15	48	.182
LAST GAME: 2-for-6, HR, 2 RBI, 2 R, 2 K LAST HOME RUN: 5/31/23 vs. SPR off Sawyer														
SPR SERIES: 1-for-3, 2B, BB, RBI, SB LAST MULTI-HIT GAME: 5/31/23 vs. SPR (2-for-6)														
SA SERIES: 7-for-20, 2B, 2 BB, 2 RBI, 2 SB, 2 R, K														
CURRENT HITTING: 7 SEASON LONG HITTING: 7 CURRENT ON-BASE: 11 SEASON-LONG ON-BASE: 11														

- Made his professional debut on 8/21, going 1-for-2 with a double, walk, and stolen base. Played just two games before suffering a season-ending labrum tear.
- Hit .278 (10-for-36) with a double, triple, two home runs, and seven RBI in 11 games in the Arizona Fall League...Had his time cut short after suffering a broken scapula.
- Collected a hit in his Hillsboro debut on 7/4/2022 against Eugene...Had two separate five-game hit streaks as a Hop including his final five games.
- Was named the Gatorade Texas Baseball Player of the Year in 2020-21 after hitting .412 with six home runs and 37 RBI with 46 runs scored.

 After being drafted 119th overall out of high school, the D-Backs' number 14 prospect made his professional debut with the Visalia Rawhide on 5/4/2021.
 While in Visalia (62 G, 5/4-8/1/2021) he tied 1st in 2B (15) and XBH (26), led the team in AVG (.259) and H (64) while coming in 2nd for RBI (42), SLG (.449) and R (42).
 During his brief stint with the Sod Poodles at the end of last season (9/6-9/18/2022), earned the crown for hits (13) and shared the throne for TB (19) and homers (2).
 He earned the 5th best batting average (.276, 129-for-468) in the D-backs organization among players with at least 115 games played in 2022.
 Logged a hit in 18 out of 20 straight games (4/14-5/10/2022, HIL) which encompassed eight (8) multi-hit performances...Later in the season, he earned at least one base knock in 19 out of 20 straight games (8/25-9/18, HIL & AMA) which also encompassed seven (7) multi-hit efforts.

TEAM BATTING

OVERALL

	AVG	G	AB	R	H	TB	2B	3B	HR	RBI	BB	SO	SB	CS	OBP	SLG	OPS
	.248	48	1591	246	394	638	75	11	49	229	175	452	70	17	.326	.401	.727

MONTHLY

APRIL	.260	21	718	120	187	307	33	6	25	112	79	214	35	8	.336	.428	.764
MAY	.236	26	845	123	199	319	41	5	23	114	95	231	33	9	.318	.378	.696
JUNE	.286	1	28	3	8	12	1	0	1	3	1	7	2	0	.310	.429	.739
JULY	-	-	-	-	-	-	-	-	-	-	-	-	-	-	-	-	-
AUGUST	-	-	-	-	-	-	-	-	-	-	-	-	-	-	-	-	-
SEPTEMBER	-	-	-	-	-	-	-	-	-	-	-	-	-	-	-	-	-

HOME VS. ROAD

HOME	.292	21	709	144	207	348	41	5	30	137	73	187	32	4	.362	.491	.853
ROAD	.212	27	882	102	187	290	34	6	19	92	102	265	38	13	.297	.329	.626

SITUATIONAL SPLITS

	AVG	G	AB	H	TB	2B	3B	HR	RBI	BB	SO	OBP	SLG	OPS
VS RIGHT	.252	48	1317	332	543	62	10	43	198	150	371	.333	.412	.745
VS LEFT	.226	27	274	62	95	13	1	6	31	25	81	.291	.347	.6388
W/ RISP	.283	48	449	127	202	26	5	13	179	57	134	.361	.450	.811
TEAM IS AHEAD	.246	31	558	137	208	36	4	9	81	61	156	.324	.373	.697
TEAM IS BEHND	.254	35	717	182	301	24	4	29	111	83	189	.336	.420	.756

HOME RUNS

MULTI-RBI GAMES

MULTI-HIT GAMES

PLAYER	SOLO	2R	3R	GS	TOTAL	2	3	4	5+	TOTAL	2	3	4	5+	TOTAL
Beer	1				1	1				1			1		1
Bliss	5	1	1		7	5	1			6	16	8			24
Castillo	1		1		2	1	1			2	3				3
Centeno	1				1	3				3	10	2			12
Dalesandro											4				4
De Los Santos	1	4			5	2	2			4	7	3			10
Del Castillo	3	2			5	3	1			4	7				7
Duzenack						2	1			3	1	1			2
English	4	1	1		6	3	1	1		5	5				5
Enriquez						2				2	3				3
Guzman		1			1	1	1			2	1	1			2
Lawlar	2	3	1		6	1	1	1		3	4	1			5
Roberts		1	1		2	3	2			5	6	1			7
Tawa	4	1	1		6	4	2			6	8	2			10
Vicuña			1		1		1			1					
Vukovich	5	1			6		6			6	6	2			8
Watkins						1				1					
TOTALS:	27	15	7	0	49	32	20	2	0	54	81	21	1	0	103

HOME RUN VARIANTS

WALK-OFF HR (0):

BACK-TO-BACK HR (1): English/Vukovich (4/16 vs. CC, 7th inn.)

MULTI-HR GAMES (0):

EXTRA-INNING HR (0):

GRAND SLAMS (0):

INSIDE-THE-PARK HR (0):

PINCH-HIT HR (0):

HR IN CONSECUTIVE GAMES (6): Lawlar (4/15 vs. CC - 4/18 @ NWA); English (4/23 @ NWA - 4/25 vs. FRI); Bliss (5/5-6 @ CC); Vukovich (5/5-6 @ CC); Tawa (5/28 @ SA - 5/30 vs. SPR); Del Castillo (5/30-31 vs. SPR)

LEAD OFF HR (3): Bliss (4/27 vs. FRI; 5/10 vs. MID; 5/18 @ FRI)

BATTING (CONT.)



STARTS BY BATTING ORDER (TEAM RECORD)										STARTS BY POSITION (TEAM RECORD)								
PLAYER	1	2	3	4	5	6	7	8	9	C	1B	2B	3B	SS	LF	CF	RF	DH
Beer			1-0	4-4							4-3							1-1
Bliss	18-24											16-18		2-5				0-1
Castillo							1-1	6-12	5-3		2-3				2-4	3-3	3-1	2-5
Centeno		1-2	2-0	0-2		2-0	4-3	4-4	1-3	10-5								4-9
Dalesandro							1-2	2-1	8-11	0-1					2-1	7-12	2-0	
De Los Santos				9-6	6-14	2-4	1-0				5-7		13-17					
Del Castillo				4-3	3-3	4-8	6-7			9-17								8-4
Duzenack	2-0	2-0					0-1	0-1	3-0				1-1	1-0	3-0	2-1		
English			7-5	1-0	1-1		1-0	1-1			8-3				1-2			2-2
Enriquez	1-1	0-1	4-8	0-1		1-0	2-5	4-1	1-2							2-0	10-18	1-1
Guzman							2-3		2-2						3-4		1-1	
Lawlar		19-20												19-20				
Roberts			8-12							3-3	2-5						2-4	1-0
Tawa	1-1	0-3		0-1	6-4	5-8	4-4	2-2				6-8	1-2		2-0	8-10	0-1	1-1
Vicuña								3-4	0-3				1-1	0-1	0-5		2-0	0-1
Vukovich			0-1	4-9	6-4	8-6					1-5		6-5		8-9		2-0	1-1
Watkins									2-2						1-1		0-1	1-0

5+ GAME HITTING STREAKS (CURRENT IN BOLD)		
PLAYER	LENGTH / DATES	STREAK STATS
English	12 G, 4/19-5/2	.370 AVG (17-for-46), 6 2B, 4 HR, 16 RBI, 7 BB, 8 R
Vukovich	11 G, 4/29-5/16	.348 AVG (16-for-46), 3 2B, 3 HR, 3B, 9 RBI, BB, 9 R
Del Castillo	10 G, 5/19-5/31	.406 AVG (13-for-32), 2 2B, 2 HR, 8 RBI, 9 BB, 7 R
Bliss	10 G, 4/6-4/19	.438 AVG (21-for-48), 3 2B, 2 3B, HR, 8 RBI, 8 R
Bliss	9 G, 5/4-5/14	.459 (17-for-37), 4 2B, 4 HR, 8 RBI, 4 BB, 10 R, 3 SB
Bliss	8 G, 5/23-6/1	.389 AVG (14-for-36), 3B, BB, 3 RBI, 6 SB, 7 R
Bliss	8 G, 4/21-5/2	.412 AVG (14-for-34), 5 2B, HR, 6 RBI, 2 BB, 10 R, 2 SB
Lawlar	7 G, 5/23-5/31	.345 AVG (10-for-29), 2 2B, HR, 3 BB, 5 RBI, 3 SB, 4 R
Lawlar	6 G, 4/12-4/19	.318 AVG (7-for-22), 2 2B, 2 HR, 5 RBI, 3 BB, 4 R
Centeno	5 G, 5/20-6/1	.421 AVG (8-for-19), 2B, 4 RBI, R
English	5 G, 4/8-4/16	.294 AVG (5-for-17), 2B, 2 HR, 4 BB, 4 RBI, 5 R
Enriquez	5 G, 4/7-4/16	.313 AVG (5-for-16), 2 2B, 4 BB, IBB, RBI, 3 R
Guzman	5 G, 4/23-5/3	.444 AVG (8-for-18), HR, 5 RBI, 2 BB, 4 R, SB
Roberts	5 G, 4/7-4/14	.435 AVG (10-for-23), 2 2B, 2 3B, HR, 8 RBI, BB, 6 R

MULTI-RUN INNINGS		
RUNS	NO. OF TIMES	LAST
2	35	6/1 vs. SPR, 7th inning
3	12	5/31 vs. SPR, 1st inning
4	5	5/20 @ FRI, 1st inning
5	2	5/30 vs. SPR, 7th inning
6	2	5/6 @ CC, 5th inning
7	4	5/31, 7th inning
8+	-	

SCORE BY INNING												
	1	2	3	4	5	6	7	8	9	10	11+	TOTAL
OPP	32	23	35	29	64	48	31	19	17	2	-	300
AMA	31	17	20	32	27	23	51	29	13	3	-	246

FIELDING

CATCHER'S BOX (W/L BASED ON STARTS)						
PLAYER	CS	SB	ATT	CS %	PB	W-L
Centeno	2	13	15	.133	3	10-5
Dalesandro	0	4	4	.000	0	0-1
Del Castillo	9	27	36	.250	4	9-17
Roberts	3	9	12	.250	3	3-3
TOTAL	14	53	67	.208	10	21-26

TEAM FIELDING						
%	G	PO	A	E	DP	PB
.974	48	1241	388	43	29	10

ERRORS BY POSITION		
POSITION	SOD POODLES	OPPONENT
C	9	1
1B	5	4
2B	5	2
3B	6	6
SS	5	2
LF	2	1
CF	2	-
RF	2	1
P	7	6
TOTAL	43	23

NOTABLE GAMES



AMARILLO HAVE 5 OR FEWER HITS		
DATE	HITS	OPPONENT
4/15	4	CC
4/20	4	@NWA
4/22	3	@NWA
4/27	5	FRI
5/2	5	@CC
5/4	2	@CC
5/12	5	MID
5/14 (G2)	4	MID
5/16	2	@FRI
5/18	2	@FRI
5/19	4	@FRI
5/21	4	@FRI
5/26	5	@SA

OPPONENTS HAVE 5 OR FEWER HITS		
DATE	HITS	OPPONENT
4/7	3	@FRI
4/19	2	@NWA
4/20	4	@NWA
4/27	5	FRI
5/2	3	@CC
5/3	5	@CC
5/4	5	@CC
5/14 (G1)	2	MID
5/21	3	@FRI
5/26	5	@SA
5/27	2	@SA
5/30	3	SPR
6/1	5	SPR

AMARILLO HAVE 10 OR MORE RUNS		
DATE	RUNS	OPPONENT
4/12	13	CC
4/14	10	CC
4/26	12	FRI
4/29	11	FRI
5/5	12	@CC
5/14 (G1)	10	MID

OPPONENTS HAVE 10 OR MORE RUNS		
DATE	RUNS	OPPONENT
4/6	12	@FRI
4/12	10	CC
4/14	13	CC
4/16	11	CC
4/18	16	@NWA
4/26	11	FRI
4/28	12	FRI
4/30	12	FRI
5/6	12	@CC
5/9	11	MID
5/11	16	MID
5/14 (G2)	13	MID
5/17	10	@FRI
5/23	14	@SA
5/31	13	SPR

EXTRA INNING GAMES (3) 2-1

DATE	OPP	RESULT	SCORE	W	L	S	TIME
4/20	@ NWA	W (10)	3-2	Otanez, M (1-0)	Biasi, D (1-1)	Rice, J (1)	3:08
4/26	FRI	W (10)	12-11	Workman, B (1-0)	Church, M (0-1)	-	3:24
5/20	@ FRI	L (10)	8-7	Kelly, A (2-0)	Stumpo (0-1)	-	3:26

PINCH HITTER TOTALS

PLAYER	DATE	SITUATION	RESULT
Watkins	5/9	Bot. 8, 2 outs	Triple

DOUBLEHEADERS (1) 1-1

DATE	OPP	RESULT	SCORE	W	L	S	TIME
5/14 (G1)	MID	W	10-1	Albright, L (2-2)	Ginn, J (0-2)	-	1:40
5/14 (G2)	MID	L	13-1	Tomicka, S (1-0)	Hill, J (0-3)	-	2:32















WALK-OFF WINS

DATE	SCORE	GAME-WINNING PLAY
4/26	12-11 (10th)	Lawlar RBI-double
6/1	3-2 (7th)	Duzenack two RBI Single

SHUTOUTS (5) 3-2

DATE	OPP	RESULT	SCORE	W	L	S	TIME
4/19	@NWA	W	5-0	Jarvis, B (2-1)	Veneziano, A (1-1)	-	2:29
4/21	@NWA	L	5-0	Hoffmann, A (2-1)	Hill, J (0-1)	-	2:26
4/22	@NWA	L	5-0	Marsh, A (1-0)	Patrick, C (0-3)	-	2:14
5/3	@CC	W	3-0	Pope, A (1-0)	Kouba, R (1-1)	Backhus, K (4)	2:15
5/27	@SA	W	1-0	Patrick, C (2-5)	Snider, D (0-3)	-	2:30

#14 KYLE BACKHUS - LHP				2023 HIGHS: IP - 2.0, K - 4, BB - 2, H - 3, R - 5, ER - 5				RECENT APPEARANCES			
HEIGHT: 6'4"				WEIGHT: 185		B/T: L/L		AGE: 25 (1/31/1998 in New Waverly, TX)			
16 G		0-0		4/4 SV/SVO		28/8 K/BB		4.50 ERA			
OVERALL: 16 G, 0-0, 22.0 IP, 11 ER, 20 H, 3 HR, 28 K, 8 BB										JUNE: 1 G, 0-0, 1.1 IP, 3 K, BB	
PREV. SERIES: 2 G, 0-0, 3.0 IP, 3 H, 4 K										SERIES VS. SPR: 1 G, 0-0, 1.1 IP, 3 K, BB	
<div><div><div><div><div></div><div></div></div><div>Named the D-backs MiLB.com Organization All-Star last season.</div></div><div><div><div><div></div><div></div></div><div>Allowed no earned runs in 30 of his 40 appearances in 2022 and logged his season high 2.0 IP 11 separate times.</div></div><div><div><div><div></div><div></div></div><div>From 5/14-8/26/2022 (34.2 IP), he held his opponent to 0 earned runs in 22 out of 26 straight appearances, allowing just seven (7) earned runs total (1.84 ERA) with his 61 punchies across 39.0 innings in Hillsboro in 2022 being good for a 14.1 K/9.</div></div><div><div><div><div></div><div></div></div><div>In his first 10 games this season, he wielded a 4.00 K:BB (16 K, 4 BB) and held his opponent scoreless seven times.</div></div></div></div></div></div></div>											
2023 SPLITS		VS. RHB: .275/.315/.471, 14 H, 3 HR, 2B, 7 RBI, 17 K, 3 BB				VS. LHB: .188/.297/.280, 6 H, 2 2B, RBI, 11 K, 5 BB				HOME: 7 G, 0-0, 8.0 IP, 10 R, 10 ER, 7 H, 3 HR, 13 K, 7 BB	
AWAY: 9 G, 0.64 ERA, 0-0, 14.0 IP, ER, 13 H, 15 K, BB				W/ RISP: .143/.143/.357, 2 H, HR, 5 RBI, 5 K							
#24 JACKSON GODDARD - RHP				2023 HIGHS: IP - 2.1, K - 5, BB - 3, H - 4, R - 4, ER - 4				RECENT APPEARANCES			
HEIGHT: 6'3"				WEIGHT: 220		B/T: R/R		AGE: 26 (12/12/1996 in Tulsa, OK)			
12 G		1-1		0/1 SV/SVO		22/13 K/BB		6.75 ERA			
OVERALL: 12 G, 1-1, 17.1 IP, 14 R, 13 ER, 18 H, 3 HR, 22 K, 13 BB										MAY: 7 G, 1-1, 12.2 IP, 7 R, 6 ER, 10 H, 3 HR, 16 K, 8 BB	
PREV. SERIES: 1 G, 0-0, 1.1 IP, R, H, K, BB										SERIES VS. SPR: 1 G, 0-0, 2.0 IP, H, 2 K	
<div><div><div><div><div></div><div></div></div><div>Selected by the Arizona Diamondbacks in the 3rd round (99th overall) of the 2018 MLB draft out of the University of Kansas (Lawrence, Kansas).</div></div><div><div><div><div></div><div></div></div><div>From 7/20-8/31/2021 (9 G, 8 GS), he allowed just seven (7) earned runs across 24.0 IP (2.63 ERA) while punching out 25 batters (9.4 K/9).</div></div><div><div><div><div></div><div></div></div><div>He did not allow an earned run in his first seven (7) appearances (4/22-7/5) in 2022 (7.2 IP).</div></div><div><div><div><div></div><div></div></div><div>Though his first 10 relief appearances in 2023, he held the opposition scoreless four times and to one hit or less six times and posted a 12.2 K/9 (19 K, 14.0 IP).</div></div></div></div></div></div></div>											
2023 SPLITS		VS. RHB: .220/.347/.293, 9 H, 3 2B, 7 RBI, 12 K, 8 BB				VS. LHB: .310/.412/.690, 9 H, 3 HR, 2 2B, 7 RBI, 10 K, 5 BB				HOME: 5 G, 5.40 ERA, 0-0, 8.1 IP, 5 R, 5 ER, 6 H, 2 HR, 9 K, 5 BB	
AWAY: 7 G, 8.00 ERA, 1-1, 9.0 IP, 9 R, 8 ER, 12 H, HR, 13 K, 8 BB				W/ RISP: .389/.476/.500, 7 H, 2 2B, 9 RBI, 7 K, 3 BB							
#38 CONOR GRAMMES - RHP				2023 HIGHS: IP - 2.0, K - 3, BB - 1, H - 1, R - 0, ER - 0				RECENT APPEARANCES			
HEIGHT: 6'11"				WEIGHT: 200		B/T: R/R		AGE: 25 (7/13/1997 in McLean, VA)			
2 G		2-0		-/- SV/SVO		3/2 K/BB		0.00 ERA			
OVERALL: 2 G, 2-0, 3.0 IP, 3 K, 2 BB										JUNE: 1 G, 1-0, 1.0 IP, BB	
PREV. SERIES: 1 G, 1-0, 2.0 IP, 3 K, BB										SERIES VS. SPR: 1 G, 1-0, 1.0 IP, BB	
<div><div><div><div><div></div><div></div></div><div>Selected by the Arizona Diamondbacks 5th round of the 2019 MLB draft out of Xavier University (Cincinnati, OH).</div></div><div><div><div><div></div><div></div></div><div>In games where he logged at least 2.0 innings on the bump (6 G) in 2022, he also posted his most single-game strikeouts, encompassing both of his five (8/4 & 8/13) and four K (8/9 & 8/30) performances.</div></div><div><div><div><div></div><div></div></div><div>Across a 12 game stretch, he logged at least two strikeouts in all but one relief appearances from 7/15-9/3/22 (19.0 IP), logging 36 total punch outs (17.1 K/9) across the stretch.</div></div></div></div></div></div>											
2023 SPLITS		VS. RHB: .000/.000/.000, 2 K				VS. LHB: .200/.429/.200, K, 2 BB				HOME: 1 G, 0-0, 1.0 IP, H, BB	
AWAY: 1 G, 0.00 ERA, 1-0, 2.0 IP, 3 K, BB				W/ RISP: .000/.000/.000, K							
#35 JOSH GREEN - RHP				2023 HIGHS: IP - 3.0, K - 4, BB - 2, H - 3, R - 2, ER - 2				RECENT APPEARANCES			
HEIGHT: 6'3"				WEIGHT: 211		B/T: R/R		AGE: 27 (8/31/1995 in Baton Rouge, LA)			
9 G		0-0		-/- SV/SVO		13/5 K/BB		4.11 ERA			
OVERALL: 9 G, 0-0, 15.1 IP, 7 R, 7 ER, 11 H, 2 HR, 5 BB, 2 HBP, 13 K										MAY: 2 G, 0-0, 4.0 IP, R, ER, 3 H, BB, 2 K	
PREV. SERIES: -										SERIES VS. SPR: -	
<div><div><div><div><div></div><div></div></div><div>Former NWL Mid-Season All-Star (2018), NWL Post-Season All-Star (2018), CAL Pitcher of the Week (6/30/2019) and Baseball America High Class A All-Star (2019).</div></div><div><div><div><div></div><div></div></div><div>Began his professional career in Hillsboro and made his professional and A(Short) debut on 6/16/18 and tossed 1.0 innings and allowed one (1) ER on three (3) hits and a walk.</div></div><div><div><div><div></div><div></div></div><div>From 5/18-7/31/22 (18 G, 1 GS), he allowed zero (0) earned runs 12 times, posting a 3.60 ERA (14 ER, 35.0 IP) across the stretch.</div></div></div></div></div></div>											
2023 SPLITS		VS. RHB: .194/.286/.419, 6 H, 2 3B, HR, 6 RBI, 4 BB, 5 K				VS. LHB: .200/.286/.400, 5 H, 2 2B, HR, RBI, 2 HBP, BB, 8 K				HOME: 6 G, 0-0, 8.1 IP, 6 R, 6 ER, 7 H, 2 HR, 3 BB, HBP, 8 K	
AWAY: 3 G, 0-0, 7.0 IP, R, ER, 4 H, 2 BB, HBP, 5 K				W/ RISP: .182/.182/.364, 2 H, 3B, 4 RBI, 3 K							
#40 CHRISTIAN MONTES DE OCA - RHP				2023 HIGHS: IP-2.1, K-3, BB-2, H-5, R-3, ER-3				RECENT APPEARANCES			
HEIGHT: 6'4"				WEIGHT: 230		B/T: R/R		AGE: 23 (8/30/1999 in Santo Domingo, Dominican Republic)			
16 G		0-1		2/3 SV/SVO		18/10 K/BB		6.30 ERA			
OVERALL: 16 G, 0-1, 20.0 IP, 14 ER, 19 H, HR, 18 K, 10 BB, IBB										MAY: 8 G, 0-1, 9.1 IP, 9 ER, 14 H, 5 K, 4 BB, IBB	
PREV. SERIES: 2 G, 0-1, 1.1 IP, 2 ER, 3 H, 2 BB, IBB										SERIES VS. SPR: 1 G, 0-0, 2.0 IP, ER, 2 H, K, BB	
<div><div><div><div><div></div><div></div></div><div>Allowed runs in just two of his 10 games with Low-A Visalia to begin his professional career in 2022.</div></div><div><div><div><div></div><div></div></div><div>Made his professional debut on 4/21/2022 vs. San Jose tossing two scoreless innings where he struck out five batters.</div></div><div><div><div><div></div><div></div></div><div>Was a perfect 13-for-13 in save opportunities, tied for the most in the Diamondbacks farm system in 2022.</div></div><div><div><div><div></div><div></div></div><div>By April's end, he earned a 1.02 WHIP and a .139 BAA (5-for-36) in seven relief appearances (10.2 IP).</div></div></div></div></div></div></div>											
2023 SPLITS		VS. RHB: .204/.235/.306, 10 H, HR, 3B, 6 RBI, 14 K, 2 BB				VS. LHB: .333/.472/.481, 9 H, 4 2B, 8 RBI, 4 K, 8 BB, IBB				HOME: 7 G, 8.68 ERA, 0-0, 9.1 IP, 9 ER, 12 H, 9 K, 6 BB	
AWAY: 9 G, 4.22 ERA, 0-1, 9.2 IP, 5 ER, 7 H, HR, 10 K, 4 BB, IBB				W/ RISP: .360/.414/.440, 9 H, 2 2B, 11 RBI, 10 K, 3 BB, IBB							
#18 AUSTIN POPE - RHP				2023 HIGHS: IP - 2.1, K - 5, BB - 2, H - 4, R - 4, ER - 3				RECENT APPEARANCES			
HEIGHT: 6'3"				WEIGHT: 210		B/T: R/R		AGE: 23 (10/26/1998 in White Plains, NY)			
15 G		1-0		-/- SV/SVO		29/8 K/BB		3.57 ERA			
OVERALL: 15 G, 1-0, 22.2 IP, 10 R, 9 ER, 22 H, HR, 29 K, 8 BB, HB										MAY: 8 G, 1-0, 13.1 IP, 5 R, 4 ER, 12 H, 17 K, 4 BB	
PREV. SERIES: 2 G, 0-0, 3.1 IP, 4 R, 3 ER, 4 H, 2 K, BB										SERIES VS. SPR: 1 G, 0-0, 1.0 IP, 2 K	
<div><div><div><div><div></div><div></div></div><div>Former NWL Pitcher of the week (9/5/2021), which he earned while with High-A Hillsboro.</div></div><div><div><div><div></div><div></div></div><div>He will be spending his second season in the yellow city, logging 18 relief appearances with the Soddies in 2022, and posting an 8.49 ERA (28 ER, 29.2 IP).</div></div><div><div><div><div></div><div></div></div><div>In his first 10 appearances this season, he punched out 20 and walked six batters (3.33 K:BB) and wielded a 3.52 ERA (6 ER, 15.1 IP).</div></div><div><div><div><div></div><div></div></div><div>Through 5/23/23 (13 G), he earned at least one strikeout in every appearance while earning two or more eight times.</div></div></div></div></div></div></div>											
2023 SPLITS		VS. RHB: .273/.313/.418, 15 H, 3 2B, 3B, HR, 12 RBI, 16 K, 4 BB, HB				VS. LHB: .233/.324/.333, 7 H, 2B, 3B, 11 K, 4 BB				HOME: 8 G, 4.90 ERA, 0-0, 10.0 IP, 5 ER, 13 H, HR, HBP, 13 K, 3 BB, HB	
AWAY: 7 G, 2.84 ERA, 1-0, 12.2 IP, 4 ER, 9 H, 16 K, 5 BB				W/ RISP: .148/.250/.185, 4 H, 2B, 12 RBI, 11 K, 4 BB, HB							

#31 JAKE RICE - LHP					2023 HIGHS: IP - 1.1, K - 3, BB - 3, H - 3, R - 5, ER - 5					RECENT APPEARANCES				
HEIGHT: 6'1"		WEIGHT: 220		B/T: L/L		AGE: 25 (7/19/1997 in Birmingham, AL)								
15 G	2-0	2/2 SV/SVO	18/12 K/BB	14.92 ERA										
OVERALL: 15 G, 2-0, 12.2 IP, 21 ER, 11 H, 2 HR, 18 K, 12 BB, 5 HB					MAY: 7 G, 0-0, 6.0 IP, 13 ER, 7 H, 2 HR, 9 K, 5 BB, 4 HB									
PREV. SERIES: 2 G, 0-0, 1.0 IP, 7 ER, 3 H, 2 K, 3 BB, 3 HB					SERIES VS. SPR:									
 Made his professional and Low-A debut on 8/18/2021 and tossed 3.2 innings of relief, allowing just one (1) hit and punching out six (6).														
 In his Double-A and Soddie debut (5/26/2022 @ARK), he tossed 2.0 IP of relief and held the Travelers scoreless while scattering just two (2) hits and one (1) walk.														
 During his time in Hillsboro in 2022 (4/9-5/22), tied 1st in wins (3) and 2nd in game appearances (11) among qualified club mates.														
 From 8/12-9/16/2022 (AMA), he held his opponent scoreless in eight (8) out of 10 straight relief appearances (9.2 IP), allowing just four (4) earned runs and punching out 10 in the process (3.91 ERA).														
2023 SPLITTS		VS. RHB: .226/.429/.516, 7 H, 3 2B, 2 HR, 9 RBI, 13 K, 7 BB, 4 HB				VS. LHB: .222/.417/.278, 4 H, 2B, 4 RBI, 5 K, 5 BB, HB				HOME: 7 G, 11.37 ERA, 1-0, 6.1 IP, 8 R, 8 ER, 5 H, 6 BB, 9 K				
		AWAY: 8 G, 18.47 ERA, 6.1 IP, 13 ER, 6 H, HR, 9 K, 6 BB, 5 HB				W/ RISP: .462/.632/.846, 6 H, 2 2B, HR, 11 RBI, 3 K, 5 BB, HB				LAST WIN: 4/25/23 vs. FRI				
										LAST LOSS: 8/24/21 vs. RC (A-)				
										LAST SAVE: 5/19/23 @ FRI				
#27 ANDREW SAALFRANK - LHP					2023 HIGHS: IP - 2.0, K - 5, BB - 4, H - 5, R - 3, ER - 3					RECENT APPEARANCES				
HEIGHT: 6'3"		WEIGHT: 205		B/T: L/L		AGE: 27 (8/18/1997 in Fort Wayne, IN)								
16 G	2-0	1/1 SV/SVO	38/14 K/BB	2.59 ERA										
OVERALL: 16 G, 2-0, 25.1 IP, 8 R, 7 ER, 18 H, 39 K, 15 BB, HB					MAY: 9 G, 1-0, 12.2 IP, 2 R, 2 ER, 4 H, 18 K, 7 BB, HB									
PREV. SERIES: 2 G, 0-0, 3.2 IP, 6 K, BB					SERIES VS. SPR: 1 G, 0-0, 1.0 IP, K, BB									
 Across his first 12 appearances this season, he held the opposition to no earned runs nine times while striking out 29 in 19.1 IP (13.7 K/9).														
 From 5/4-5/18/23, he logged 6.1 consecutive scoreless innings across five relief appearances and punched out seven while walking two.														
 Punched out the most batters (21) among dedicated relievers on the club in the month of April this season, also good for second most overall.														
 Earned his first professional save on 5/27/23 in San Antonio as part of a combined two-hit shutout.														
2023 SPLITTS		VS. RHB: .133/.232/.167, 8 H, 2 2B, 5 RBI, 27 K, 7 BB, HB				VS. LHB: .323/.462/.387, 10 H, 2 2B, 4 RBI, 12 K, 8 BB				HOME: 7 G, 4.35 ERA, 1-0, 10.1 IP, 6 R, 5 ER, 12 H, 15 K, 7 BB				
		AWAY: 9 G, 1.20 ERA, 1-0, 15.0 IP, 2 ER, 6 H, 24 K, 8 BB, HB				W/ RISP: .171/.231/.229, 6 H, 2 2B, 8 RBI, 17 K, 3 BB				LAST WIN: 5/10/23 VS. MID				
										LAST LOSS: 7/6/22 vs. EUG (A+)				
										LAST SAVE: 5/27/23 @ SA				
#25 MITCHELL STUMPO - RHP					2023 HIGHS: IP - 1.0, K - 3, BB -3, H - 2, R - 2, ER - 1					RECENT APPEARANCES				
HEIGHT: 6'2"		WEIGHT: 205		B/T: R/R		AGE: 26 (6/17/1996 in Raleigh, NC)								
8 G	1-1	-/- SV/SVO	15/12 K/BB	5.19 ERA										
OVERALL: 8 G, 1-1, 8.2 IP, 7 R, 5 ER, 8 H, 15 K, 12 BB					MAY: 8 G, 1-1, 8.2 IP, 7 R, 5 ER, 8 H, 15 K, 12 BB									
PREV. SERIES: 1 G, 0-0, 1.0 IP, H, K, 2 BB					SERIES VS. SPR: 1 G, 1-0, 2.1 IP, 2 H, 4 K, 2 BB									
 Signed by the Arizona Diamondbacks as a minor league free agent on 7/2/2019 out of Guilford College (Guilford, NC).														
 In his debut season from 8/8-8/30, appeared in seven straight games (9.0 IP) without allowing a run, conceding just two hits, a plunk and three walks while fanning 12 for a 12.0 K/9 and a 4.0 strikeout to walk ratio.														
 Last season with Triple-A Reno, he finished the season with a 1.34 WHIP and a 10.6 K/9 (51 K, 43.1 IP)														
2023 SPLITTS		VS. RHB: .222/.348/.222, 4 H, 4 RBI, 9 K, 4 BB				VS. LHB: .286/.545/.429, 4 H, 3B, 3 RBI, 6 K, 8 BB				HOME: 3 G, 1-0, 4.1 IP, 3 H, 2 R, 2 ER, 7 K, 4 BB				
		AWAY: 5 G, 0-1, 4.1 IP, 5 R, 3 ER, 5 H, 8 K, 8 BB				W/ RISP: .235/.440/.235, 4 H, 7 RBI, 9 K, 7 BB				LAST WIN: 5/31/23 vs. SPR				
										LAST LOSS: 5/20/23 vs FRI				
										LAST SAVE: 4/12/23 vs SAC (AAA)				
#21 BLAKE WORKMAN - RHP					2023 HIGHS: IP - 3.1, K - 5, BB - 2, H - 4, R - 3, ER - 3					RECENT APPEARANCES				
HEIGHT: 6'3"		WEIGHT: 195		B/T: R/R		AGE: 25 (10/8/1997 in Las Vegas, NV)								
14 G	1-0	-/- SV/SVO	29/7 K/BB	5.70 ERA										
OVERALL: 14 G, 1-0, 23.2 IP, 17 R, 15 ER, 25 H, 7 HR, 7 BB, HB, IBB, 29 K					MAY: 7 G, 0-0, 11.1 IP, 9 R, 7 ER, 14 H, 5 HR, BB, HB, 13 K									
PREV. SERIES: 1 G, 0-0, 2.0 IP, 2 R, 0 ER, 2 H, HB, K					SERIES VS. SPR: 1 G, 0-0, 0.0 IP, 2 ER, 2 H, 2 HR									
 The former Mid-Season All-Star (2019, Single-A KC Cougars) enters his 5th season of professional ball.														
 He split last season with Double-A Amarillo and Triple-A Reno, posting a 4.64 ERA at the Triple-A level in 2022.														
 Across 13 relief appearances, he logged a 4.32 ERA in Amarillo last season with 20 punchies in 16.2 IP.														
 In his first 10 games this season, he toled a 3.57 K/BB (25 K, 7 BB) with a 4.74 ERA (10 ER, 19.0 IP) while punching out three or more in an appearance five times.														
2023 SPLITTS		VS. RHB: .268/.305/.518, 15 H, 4 HR, 2 2B, 14 RBI, 16 K, 3 BB				VS. LHB: .270/.357/.676, 10 H, 4 2B, 3B, 3 HR, 11 RBI, 13 K, 4 BB, IBB, HB				HOME: 6 G, 6.30 ERA, 1-0, 10.0 IP, 7 R, 7 ER, 13 H, 3 HR, 11 K, 4 BB				
		AWAY: 8 G, 5.27 ERA, 0-0, 13.2 IP, 10 R, 8 ER, 12 H, 4 HR, 18 K, 3 BB, HB				W/ RISP: .353/.389/.618, 12 H, 3 2B, 2 HR, 18 RBI, 8 K, 2 BB, IBB				LAST WIN: 4/26/23 vs. FRI				
										LAST LOSS: 5/17/22 vs. TUL				
										LAST SAVE: 5/14/22 @ SPR				

STARTERS:	W/L	Quality	IP	H	R	ER	HR	BB	SO	ERA
	9-20	2	190.2	199	140	128	17	132	186	6.04
RELIEVERS:	W/L	SV/OPP	IP	H	R	ER	HR	BB	SO	ERA
	13-6	10/15	223.0	211	160	142	32	126	278	5.73

PITCHER STARTS: Albright (10), Patrick (9), Olivero (9), Hill (9), Tineo (4), Jarvis (3), Bain (3), Davies (1)

QUALITY CONTROL														
STARTING PITCHER	TOTAL STARTS	QUALITY STARTS	6-6.2 IP (0 ER)	6-6.2 IP (1 ER)	6-6.2 IP (2 ER)	6-6.2 IP (3 ER)	7-7.2 IP (0 ER)	7-7.2 IP (1 ER)	7-7.2 IP (2 ER)	7-7.2 IP (3 ER)	8-9 IP (0 ER)	8-9 IP (1 ER)	8-9 IP (2 ER)	8-9 IP (3 ER)
ALBRIGHT	10	1	0	0	0	1	0	0	0	0	0	0	0	0
BAIN	3	0	0	0	0	0	0	0	0	0	0	0	0	0
DAVIES	1	0	0	0	0	0	0	0	0	0	0	0	0	0
HILL	9	0	0	0	0	0	0	0	0	0	0	0	0	0
JARVIS	3	0	0	0	0	0	0	0	0	0	0	0	0	0
OLIVERO	9	0	0	0	0	0	0	0	0	0	0	0	0	0
PATRICK	9	1	1	0	0	0	1	0	0	0	0	0	0	0
TINEO	4	0	0	0	0	0	0	0	0	0	0	0	0	0
-	-	-	-	-	-	-	-	-	-	-	-	-	-	-
-	-	-	-	-	-	-	-	-	-	-	-	-	-	-
-	-	-	-	-	-	-	-	-	-	-	-	-	-	-
-	-	-	-	-	-	-	-	-	-	-	-	-	-	-
-	-	-	-	-	-	-	-	-	-	-	-	-	-	-
-	-	-	-	-	-	-	-	-	-	-	-	-	-	-

TEAM PITCHING																			
OVERALL																			
	W	L	ERA	G	CG	SHO	SV	SVO	IP	H	R	ER	HR	HB	BB	IBB	SO	WHIP	AVG
	22	26	5.87	48	0	3	10	15	413.2	410	300	270	49	24	258	2	464	1.61	.258

MONTHLY																			
APRIL	11	10	6.02	21	0	1	6	7	187.0	189	141	125	23	10	114	1	221	1.62	.260
MAY	10	16	5.86	26	0	2	4	8	219.2	216	157	143	26	14	140	1	235	1.62	.258
JUNE	1	0	2.57	1	0	0	0	0	7.0	5	2	2	0	0	4	0	8	1.29	.208
JULY	-	-	-	-	-	-	-	-	-	-	-	-	-	-	-	-	-	-	-
AUGUST	-	-	-	-	-	-	-	-	-	-	-	-	-	-	-	-	-	-	-
SEPTEMBER	-	-	-	-	-	-	-	-	-	-	-	-	-	-	-	-	-	-	-

HOME VS. ROAD TEAM PITCHING																			
	W	L	ERA	G	CG	SHO	SV	SVO	IP	H	R	ER	HB	BB	SO	WHIP	AVG		
HOME	11	10	6.99	21	0	0	3	3	184.0	203	156	143	8	121	203	1.76	.276		
ROAD	11	16	4.98	27	0	3	7	12	229.2	207	144	127	16	137	261	1.50	.243		

PITCHING STREAKS

CONSECUTIVE SCORELESS INNINGS										CONSECUTIVE SCORELESS APPEARANCES									
PLAYER	LENGTH (IP) - DATES			STREAK STATS						PLAYER	LENGTH - DATES			STREAK STATS					
Saalfrank	12.1 - 5/4-5/30			9 G, 3 H, 18 K, 5 BB, HB						Saalfrank	8 G - 5/7-5/30			3 H, 17 K, 5 BB, HB					
Backhus	9.1 - 4/12-5/6			8 G, 4 H, 12 K, 2 BB						Backhus	6 G - 4/15-5/3			2 H, 2 BB, 9 K					
Backhus	7.1 - 5/18-6/1			5 G, 8 H, 12 K, 3 BB						Backhus	5 G - 5/18-6/1			8 H, 11 K, 2 BB					
Hill	7.1 - 4/8-4/15			2 GS, 6 H, 9 K, 4 BB, HBP						Rice	3 G, 5/14-19			0 H, 4 K, 0 BB, 1 SV					
Patrick	7.0 - 5/27			1 GS, 2 H, 6 K, 2 BB						Pope	3 G, 5/10-19			6 H, 6 K, BB					
Goddard	6.0 - 4/26-5/9			4 G, 8 K, H						Rice	3 G - 4/20-27			BB, 3 K					
Workman	5.2 - 5/4-5/17			4 G, 4 H, 8 K, BB						Fisher	2 G - 4/21-25			H, BB, 2 K					
Jarvis	5.1 - 4/13-4/19			2 GS, 9 K, 4 BB						Goddard	2 G - 4/28-5/5			H, 6 K					
Albright	5.0 - 5/2			1 GS, H, 7 K, 2 BB						Green	2 G - 4/12-14			3 K, HBP					
Davies	4.2 - 5/20			1 GS, 3 H, 7 K, BB						Mantiply	2 G - 4/12-15			2 H, 3 K					
Pope	4.2, 5/10-19			6 H, 6 K, BB						Montes De Oca	2 G - 4/13-19			2 BB, 5 K					
Green	4.2 - 4/30-5/5			3 G, 3 H, 3 K, BB						Montes De Oca	2 G - 5/4-7			K					
Olivero	4.2 - 4/23			1 GS, 6 H, 3 BB						Otanez	2 G - 4/8-13			4 H, HBP, 4 K					
Workman	4.1 - 4/22-4/30			3 G, 3 H, 4 K, BB						Pope	2 G - 4/6-13			H, BB, HBP, 3 K					

EJECTIONS

PLAYER/COACH	DATE/LOCATION	UMPIRE	REASON
Shawn Roof	4/30, HODGETOWN vs. FRI	HP Jarrod Moehlmann	Arguing call
Shawn Roof	5/20, Riders Field @ FRI	3B Steven Rios Jr.	Arguing call

AWARDS

PLAYER/COACH	AWARD	DATES	STATS
Bryce Jarvis	TEX Pitcher of the Week	4/17-4/23/2023	W, 5.0 IP, 0 H, 8 K, 4 BB
Ryan Bliss	Texas League Player of the Month	April	.410 AVG (34-for-83), 2 HR, 14 RBI, 17 R, 18 G
Chad Patrick	TEX Pitcher of the Week	5/22-5/28/2023	W, 7.0 IP, 2 H, 6 K, 2 BB

2023 MILESTONES ON THE HORIZON

NAME	MILESTONE	TO MEET
Jeff Bain	500 Career Strikeouts	23
Jonathan Guzman	500 Career Hits, 2000 Career At-Bats	63, 33
Deyni Olivero	300 Career Strikeouts	5
Josh Green	250 Career Strikeouts	5
Austin Pope	250 Career Strikeouts, 200 Career IP	27, 10.2
Ryan Bliss	100 Career RBI	12
Jordan Lawlar	150 Career Hits	1
Kyle Backhus	150 Career Strikeouts	20
Hugh Fisher	100 Career Strikeouts	14

2023 MILESTONES REACHED

NAME	MILESTONE	DATE
Bryce Jarvis	200 Career Strikeouts	4/6 @ FRI
Luke Albright	150 Career IP	4/7 @ FRI
Ryan Bliss	150 Career Hits	4/14 vs. CC
A.J. Vukovich	150 Career RBI	4/16 vs. CC
Tim Tawa	150 Career Hits	4/16 vs. CC
A.J. Vukovich	150 Career RBI	4/16 vs. CC
Andrew Saalfrank	100 Career Strikeouts	4/20 @ NWA
Jamison Hill	150 Career Strikeouts	4/21 @ NWA
Austin Pope	200 Career Strikeouts	4/21 @ NWA
Devison De Los Santos	150 Career RBI	4/26 vs. FRI
Jackson Goddard	150 Career Strikeouts	4/28 vs. FRI
Deyni Olivero	400 Career IP	4/29 vs. FRI
Tristin English	250 Career Hits	4/29 vs. FRI
Adrian Del Castillo	100 Career Hits	4/30 vs. FRI
A.J. Vukovich	250 Career Hits	5/4 @ CC
Michel Otanez	250 Career Strikeouts	5/17 @ FRI
Ryan Bliss	200 Career Hits	5/28 @ SA
Kyle Backhus	100 Career IP	6/1 vs. SPR

SOD POODLES vs. LEAGUE IN 2023 (REGULAR SEASON)

NORTH DIVISION	OVERALL	HOME	AWAY	SOUTH DIVISION	OVERALL	HOME	AWAY
Arkansas	0-0	0-0	0-0	Corpus Christi	5-7	3-3	2-4
NW Arkansas	3-3	0-0	3-3	Frisco	7-8	3-3	4-5
Springfield	3-0	3-0	0-0	Midland	2-4	2-4	0-0
Tulsa	0-0	0-0	0-0	San Antonio	2-4	0-0	2-4
Wichita	0-0	0-0	0-0	---			

SOD POODLES vs. LEAGUE ALL-TIME (REGULAR SEASON)

NORTH DIVISION	OVERALL	HOME	AWAY	SOUTH DIVISION	OVERALL	HOME	AWAY
Arkansas	11-14	6-6	5-8	Corpus Christi	46-44	23-17	23-27
NW Arkansas	18-14	8-5	10-9	Frisco	44-48	25-25	19-23
Springfield	16-12	9-6	7-6	Midland	47-40	26-23	21-17
Tulsa	17-21	8-11	9-10	San Antonio	25-25	10-8	15-17
Wichita	10-8	3-3	7-5	---			

SOD POODLES OFFENSE

Most Runs, Game: 13 (2x: Last: 5/31 vs. SPR)
Most Runs, Inning: 7 (4x: Last: 5/31 vs. SPR, 7th inning)
Most Hits, Game (Team): 18 (2x: Last: 5/31 vs. SPR)
Most Hits, Game (Indiv.): 4 (Beer, 5/31 vs. SPR)
Fewest Hits, Game: 2 (3x: Last: 5/18 @ FRI)
Most Hits, Inning: 8 (5/5 @ CC, 3rd inning)
Most HRs, Game (Team): 3 (5/31 vs. SPR)
Most HRs, Game (Indiv.): 1 (49x: Last: Vukovich, 6/1 vs. SPR)
Most HR, Inning (Team): 2 (2x: Last: Lawlar/Del Castillo, 5/31 vs. SPR, 7th inning)
Most SBs, Game (Team.): 7 (4/12 vs. CC)
Most SBs, Game (Indiv.): 2 (7x: Last: Bliss, 5/31 vs. SPR)
Grand Slams:
Most Runners LOB, Team: 12 (2x: Last: 5/31 vs. SPR)
Most Runs Combined (Two Teams): 23 (3x: Last: 4/26 vs. FRI)
Most Hits Combined (Two Teams): 33 (4/12 vs. CC)
Most Home Runs During Series (Two Teams): 19 (5/9-5/14 vs. MID)
Most Runs To Overcome Deficit: 10 (4/26 vs. FRI)

SOD POODLES DEFENSE

Most Errors, Team: 4 (2x: Last: 5/23 @ SA)
Most Errors, Individual: 2 (Lawlar, 5/23 @ SA)
Most Double Plays: 3 (4/12 vs. CC)

SOD POODLES PITCHING

Most Ks, Team (9 innings): 14 (5/19 @ FRI)
Most Ks, Team (extra innings): 14 (4/20 @ NWA, 10)
Most Walks, Team: 11 (2x: Last: 5/26 @ SA)
Shutouts: 3 (Last: 5/27 @ SA)
Complete Games (9 IP): --
Complete Games (7 IP): --
Complete Game Shutout: --
Complete Game Shutout (9.0 IP): --
Longest Start: 7.0 IP (Patrick, 5/27 @ SA)
Longest Relief Appearance: 3.1 IP (2x: Last: Workman, 4/26 vs. FRI)
Most Ks, Individual: 8 (2x: Last: Jarvis, 4/19 @ NWA)
Most Walks, Individual: 6 (2x: Last: Olivero, 5/23 @ SA)

OPPONENTS OFFENSE

Most Runs, Game: 16 (2x: Last: 5/11 vs. MID)
Most Runs, Inning: 8 (2x: Last: 5/17 @ FRI, 5th inning)
Most Hits, Game (Team): 19 (5/11 vs. MID)
Most Hits, Game (Indiv.): 5 (2x: Last: Calabuig, 5/11 vs. MID)
Fewest Hits, Game: 2 (3x: Last: 5/27 @ SA)
Most Hits, Inning: 7 (5/17 @ FRI)
Most HRs, Game (Team): 5 (5/9 vs. MID)
Most HRs, Game (Indiv.): 3 (Rave, 4/18 @ NWA)
Most SBs, Game (Indiv.): 3 (Acuña, 4/30 vs. FRI)
Grand Slams Against: 5 (Last: Hicks, 5/20 @ FRI)
Most Runners LOB, Team: 13 (5/20 @ FRI)
Most Runs To Overcome Deficit: 6 (5/20 @ FRI)

OPPONENTS PITCHING

Most Ks Team (9 innings): 14 (2x: Last: 5/17 @ FRI)
Most Ks, Team (extra innings): 14 (4/20 @ NWA)
Most Walks, Team: 10 (4/20 @ NWA)
Most Ks, Individual: 10 (Leiter, 5/17 @ FRI)
Most Walks, Individual: 5 (Cusick, 5/14 vs. MID, G2)

OPPONENTS DEFENSE

Most Errors, Team: 3 (4/12 vs. CC)
Most Errors, Individual: 3 (Whitcomb, 4/12 vs. CC)
Most Double Plays: 2 (6x: Last: 5/24 @ SA)

MISCELLANEOUS

Longest Home Game Time (9 innings): 3:16 (4/12 vs. CC)
Shortest Home Game Time (9 innings): 2:11 (5/30 vs. SPR)
Longest Road Game Time (9 innings): 3:13 (5/5 @ CC)
Shortest Road Game Time (9 innings): 2:05 (5/2 @ CC)
Longest Game Time (7 innings): 2:32 (5/14 vs. MID, G2)
Shortest Game Time (7 innings): 1:40 (5/14 vs. MID, G1)
Longest Extra-Inning Game: 3:26 (5/20 @ FRI)
Longest Game (Innings): 10 (3x: Last: 5/20 @ FRI)
Longest Game Delay (Home): 0:10, 4/16 vs. FRI (rain)
Longest Game Delay (Road): 1:53, 5/19 @ FRI (rain)
Highest Attendance (Home): 7,165 (5/12 vs. MID)
Highest Attendance (Road): 10,019 (5/16 @ FRI)
Lowest Attendance (Home): 3,231 (4/25 vs. FRI)
Lowest Attendance (Road): 2,399 (4/18 @ NWA)



LAST TIME IT HAPPENED - 2023

SOD POODLES (INDIVIDUAL)

Perfect Game:
No-Hitter (Individual):
No-Hitter (Combined):
No-Hitter (7-Inning):
1-Hitter (Individual):
1-Hitter (Combined):
2-Hitter (Individual):
2-Hitter (Combined): 3x: Last: 5/27 @ SA, Patrick/Saalfank
3-Hitter (Combined): 4x: Last: 5/30 vs. SPR, Bain/Goddard/Saalfank/Pope
3-Hitter (Individual):
Complete Game Shutout (9 Inning):
Complete Game Shutout (7 Inning):
10 or more strikeouts (P):
Four (4) Hits: Seth Beer (5/31 vs. SPR)
Five (5) Hits:
Six (6) Hits:
Three (3) Doubles:
Four (4) Doubles:
Two (2) Triples:
Two HR Game:
Three HR Game:
Grand Slam (Home):
Grand Slam (Road):
Inside-The-Park HR:
Back-To-Back HRs: English/Vukovich (4/16 vs. CC)
Back-To-Back-To-Back HRs:
HR, Both Sides of the Plate:
Hitting for the Cycle:

HR in 2 straight games: 6x: Last: Del Castillo (5/30-31 vs. SPR)
HR in 3 straight games:
HR in 4 straight games:
Triple in 2 straight games:
Five (5) RBI:
Six (6) RBI:
Three Runs: 7x: Last: Beer (5/31 vs. SPR)
Four Runs:
Five Runs:
Two Stolen Bases: 7x: Last: Bliss (5/31 vs. SPR)
Three Stolen Bases:
Four Stolen Bases:
Steal of home (straight):
Steal of home (double steal): Vukovich/English, 4/12 vs. CC
Four (4) Walks: Roberts (5/31 vs. SPR)
Five (5) Walks:
10 Total Bases in a game:

SOD POODLES TEAM

20 Runs, Game:
20 Hits, Game:
10+ Runs, Inning:
Back-to-back 15-hit games:
Everyone in order gets a hit: 2x: Last: 5/5 @ CC
Everyone in order scores a run: 5/5 @ CC
Only player in order to get a hit:
15+ Strikeouts, Game (Batting):
Triple Play:
Winning Streak: 5 (5/27-6/1)
Losing Streak: 4 (2x: Last: 5/23-5/26)



HIGHS & LOWS - ALL TIME



SOD POODLES OFFENSE

Most Runs, Game: 20 (9/11/21 vs. TUL)
Most Runs, Inning: 11 (6/11/22 vs. FRI, 8th inning)
Most Hits, Game: 24 (9/11/21 vs. TUL)
Most Hits, Game (Indiv.): 5 (3x: Last: Barrosa, 7/22 @ MID)
Fewest Hits, Game: 0 (5/26/22 @ ARK)
Most HRs, Game (Team): 7, (6/5/21 @ FRI)
Most HRs, Game (Indiv.): 3, Olivares (5/5/19 vs. ARK)
Grand Slams: 11 (Last: Ceden0, 6/30 vs. NWA, 8th inning)
Most SBs, Game (Team.): 7 (4/12/23 vs. CC)
Most SBs, Game (Indiv.): 3 (5x: Last: Barrosa, 9/4/22 vs. FRI)
Most Runners LOB, Team: 14 (3x: Last: 7/30/21 vs. SA)
Most Runs Combined (Two Teams): 32 (9/11/21 vs. TUL)
Most Hits Combined (Two Teams): 37 (2x: Last: 4/23/22 vs SA)
Most Home Runs During Series (Two Teams): 34 (9/7-12/21 vs. TUL)
Most Runs To Overcome Deficit: 10 (4/26/23 vs. FRI)

SOD POODLES DEFENSE

Most Errors, Team: 5 (6/19/21 vs. MID)
Most Errors, Individual: 2 (26x: Last: Lawlar, 5/23/23 @ SA)
Most Ground Into Double Plays: 4 (2x: Last: 9/17/21 vs. FRI)

SOD POODLES PITCHING

Most Ks, Team (9 innings): 17 (2x: Last: 5/9/21 @ TUL)
Most Ks, Team (extra innings): 19 (5/11/19 @ CC)
Most Walks, Team: 12 (8/27/22 @ CC)
Shutout: 23x: Last: 5/27/23 @ SA, Patrick/Saalfrank
Last Complete Game (9 IP): --
Last Complete Game (7 IP): Nelson (G1, 9/1/21 @ SA)
Last Complete Game (5 IP): Walston (7/29/22 vs. CC)
Last Complete Game Shutout: Frias (8/1/21 vs. SA (7))
Longest Start: 8.0 IP (Cecconi, 6/8/22 vs FRI)
Longest Relief Appearance: 3.1 IP (4x, last: Workman, 4/26 vs FRI)
Most Ks, Individual: 12 (4x: Last: Pfaadt: 6/23/22 @ CC)
Most Walks, Individual: 7 (Nelson, 7/6/21 @ SA)



LAST TIME IT HAPPENED - ALL TIME

SOD POODLES (INDIVIDUAL)

Perfect Game:
No-Hitter (Individual):
No-Hitter (Combined):
No-Hitter (7-Inning): 2x: Tabor, 7/11/21 @ SA; Frias, 8/1/21 vs. SA
1-Hitter (Individual): 7/29/22 (Walston, 5-inning game)
1-Hitter (Combined): 2x: Last: 4/16/22 (Jarvis, Weiss - 7 inning game)
2-Hitter (Individual):
2-Hitter (Combined): 5x: Last: 5/27/23 @ SA, Albright/Saalfrank
3-Hitter (Combined): 19x: Last: 5/30/23 vs. SPR, Bain/Goddard/Saalfrank/Pope
3-Hitter (Individual):
Complete Game Shutout (9 Inning):
Complete Game Shutout (7 Inning): 2x: Tabor, 7/11/21 @ SA; Frias, 8/1/21 vs. SA
10 or more strikeouts: 14x, Last: Walston (7/29/22 vs. CC)
Four (4) Hits: 30x: Last: Beer (5/31/23 vs. SPR)
Five (5) Hits: 3x: Last: Ceden0 (8/18/22 @ MID)
Six (6) Hits:
Three (3) Doubles: 3x: Last: Carroll, (4/23/22 vs SA)
Four (4) Doubles:
Two (2) Triples:
Two HR Game: 29x: Last: Ceden0 (8/23/22 @ CC)
Three HR Game: Olivares, 5/5/19 @ ARK
Grand Slam (Home): 9x: Last: Ceden0, 6/30/22 vs NWA
Grand Slam (Road): 2x: Last: De La Cruz, 6/5/21 @ FRI
Inside-The-Park HR: 4x: Last: Basabe (6/19/21 vs WCH)
Back-To-Back HRs: 17x: Last: English/Vukovich (4/16/23 vs. CC)
Back-To-Back-To-Back HRs:
B-2-B-2-B-2-B HRs: 9/11/21 vs. TUL - Garrett/Kennedy/Fletcher/Canzone (3rd inning)
HR, Both Sides of the Plate: 3x: Last: Stankiewicz (7/15/22 vs SA)
Hitting for the Cycle:

OPPONENTS OFFENSE

Most Runs, Game: 21 (2x: Last: 9/2/22 vs. FRI)
Most Runs, Inning: 11 (9/2/22 vs. FRI, 5th inning)
Most Hits, Game (Team): 23 (9/2/22 vs. FRI)
Most Hits, Game (Indiv.): 6 (Guldberg, 4/10/22 vs MID)
Fewest Hits, Game: 0 (2x: Last: 8/1/21 vs. SA - Frias no-hitter)
Most HRs, Game (Team): 9 (Last: 5/17/22 vs. TUL)
Most HRs, Game (Indiv.): 4 (Chandler Redmond, 8/10/22 vs SPR)
Most SBs, Game (Indiv.): 3 (Acuña, 4/30/23 vs. FRI)
Grand Slams: 23 (Last: Hicks, 5/20/23 @ FRI, off Hill, 5th inning)
Most Runners LOB, Team: 16 (4/10/22 vs. MID)
Most Runs To Overcome Deficit: 10 (7/18/21 @ MID)

OPPONENTS PITCHING

Most Ks Team (9 innings): 17 (2x: Last: 5/9/21 @ TUL)
Most Ks, Team (extra innings): 19 (5/11/19 @ CC, 10)
Most Walks, Team: 10 (4x: Last: 4/20 @ NWA)
Shutout: 21x: Last: 4/22 @ NWA
Last Complete Game: Jones (5/26/22 (2) @ ARK)
Last Complete Game Shutout (7 IP): Jones (5/26/22 (2) @ ARK)
Most Ks, Individual: 14 (Dustin May, 6/22/19 @ TUL)
Most Walks, Individual: 7 (Robaina, 7/31/22 vs. CC)

OPPONENTS DEFENSE

Most Errors, Team: 4 (5x: Last: 7/22/22 @ MID)
Most Errors, Individual: 3 (3x: Last: Whitcomb, 4/12/23 vs. CC)
Most Ground Into Double Plays: 4 (2x: Last: 9/14/22 @ SA)

MISCELLANEOUS

Longest Home Game Time (9 innings): 4:08 (9/11/21 vs. TUL)
Shortest Home Game Time (9 innings): 2:01 (6/8/22 vs FRI)
Longest Road Game Time (9 innings): 3:34 (7/29/19 @ NWA)
Shortest Road Game Time (9 innings): 1:50 (8/21/22 @ MID)
Longest Game Time (7 innings): 2:36 (9/1/21 @ SA)
Shortest Game Time (7 innings): 1:29 (5/26/22 (2) @ ARK)
Longest Extra-Inning Game: 4:08 (4/22/22 vs. SA, 11)
Longest Game (Innings): 12 (2x: Last: 5/27/22 @ ARK)
Longest Game Delay (Home): 3:15 (5/18/21 vs. MID)
Longest Game Delay (Road): 1:53 (5/19/23 @ FRI)
Highest Attendance (Home): 7,481 (7/3/22 vs. NWA)
Highest Attendance (Road): 10,366 (5/18/19 @ FRI)
Lowest Attendance (Home): 3,851 (6/1/22 vs. MID)
Lowest Attendance (Road): 1,906 (8/17/22 @ MID)
Largest Margin of Victory: 15 (19-4, 6/9/21 vs. CC)
Largest Margin of Defeat: 19 (21-2, 9/2/22 vs. FRI)

SOD POODLES TEAM

HR in 2 straight games: 49x: Last: Del Castillo (5/30-5/31/23 vs. SPR)
HR in 3 straight games: 7x: Last: Yerzy (8/11-14/22 vs SPR)
HR in 4 straight games:
Triple in 2 Straight games: 5x: Last: Carroll (5/17-18 vs. TUL)
Triple in 3 straight games: Carroll, 6/12-15 vs. FRI, @ SA)
Five (5) RBI: 11x: Last: Centeno (8/16/22 @ MID)
Six (6) RBI: 4x: Last: Forbes, (7/28/22 vs. CC)
Seven (7) RBI: Fletcher (5/8/22 vs MID)
Four Runs: 6x: Last: Barrosa (7/2/22 vs NWA)
Five Runs: Perdomo (9/11/21 vs. TUL)
Two Stolen Bases: 41x: Last: Bliss (5/31/23 vs. SPR)
Three Stolen Bases: 5x: Last: Barrosa (9/4/22 vs FRI)
Four Stolen Bases:
Steal of home (straight): 2x: Last: Barrosa (9/4/22 vs FRI)
Steal of home (double steal): 2x: Last: Vukovich/English (4/12/23 vs. CC)
Four (4) Walks: 3x: Last: Roberts (5/31/23 vs. SPR)
10 Total Bases in a Game: 6x: Last: Fletcher, 5/8/22 vs. MID
Most Total Bases in a game: 12 (2x: Last: Kennedy (9/11/21 vs. TUL)

20 Runs, Game: 20, 9/11/21 vs. TUL
20 Hits, Game: 5x: Last: 20, 8/18/22 @ MID
10+ Runs, Inning: 2x: Last: 6/11/22 vs. FRI (11, 8th inning)
Back-to-back 15-hit games: 2x: Last: 4/22-4/23/22 vs. SA
Everyone in order gets a hit: 28x: Last: 5/5/23 @ CC
Everyone in order gets multiple-hits: 5/8/22 vs. MID
Everyone in order scores a run: 7x: Last: 5/5/23 @ CC
Only player in order to get a hit: 4x: Last: Diaz, G1, 9/1/21 @ SA
15+ Strikeouts, Game (Batting): 16x: Last: 6/25/22 @ CC (16)
Triple Play:
Winning Streak: 6 (9/10-9/16/22)
Losing Streak: 7 (7/30-8/6/22)

[illegible][illegible][illegible]

Game	Date	Opponent	W/L	Winning Pitcher	Losing Pitcher	Save	Record	Standing	Attendance	TOG
1	4/6	@ FRI	L, 12-4	Anderson, G (1-0)	Jarvis, B (0-1)	-	0-1	T-2nd (-1.0)	8,320	2:28
2	4/7	@ FRI	W, 3-1	Albright, L (1-0)	Krauth, N (0-1)	Backhus, K (1)	1-1	T-1st (+0.5)	8,655	2:16
3	4/8	@ FRI	W, 5-3	Rice, J (1-0)	Starr, N (0-1)	Vizcaino, R (1)	2-1	T-1st (+1.0)	9,030	2:57
4/9-10		OFF								
4	4/11	CC	L, 5-4	Melendez, J (1-0)	Patrick, C (0-1)	Macuare, A (1)	2-2	T-2nd (-1.0)	5,452	2:26
5	4/12	CC	W, 13-10	Mantiply, J (1-0)	Robaina, J (0-1)	-	3-2	T-1st (+1.0)	4,093	3:16
6	4/13	CC	W, 5-2	Jarvis, B (1-1)	Cobos, F (0-1)	Montes De Oca, C (1)	4-2	1st (+1.0)	4,547	2:39
7	4/14	CC	L, 13-10	Sprinkle, J (1-0)	Albright, L (1-1)	-	4-3	T-1st (+1.0)	6,417	2:54
8	4/15	CC	W, 5-3	Mantiply, J (2-0)	Gordon, C (0-2)	Backhus, K (2)	5-3	1st (+1.0)	6,146	2:28
9	4/16	CC	L, 11-5	Melendez, J (2-0)	Patrick, C (0-2)	-	5-4	T-1st (+1.0)	5,187	2:54
4/17		OFF								
10	4/18	@ NWA	L, 16-6	Del Rosario, Y (1-0)	Olivero, D (0-1)	-	5-5	T-1st (+1.0)	2,399	2:40
11	4/19	@ NWA	W, 5-0	Jarvis, B (2-1)	Veneziano, A (1-1)	-	6-5	T-1st (+1.0)	2,792	2:29
12	4/20	@ NWA	W, 3-2 (10)	Otanez, M (1-0)	Biasi, D (1-1)	Rice, J (1)	7-5	1st (+0.5)	3,751	3:08
13	4/21	@ NWA	L, 5-0	Hoffmann, A (2-1)	Hill, J (0-1)	-	7-6	T-1st (+1.0)	4,690	2:26
14	4/22	@ NWA	L, 5-0	Marsh, A (1-0)	Patrick, C (0-3)	-	7-7	T-1st (+3.0)	4,856	2:14
15	4/23	@ NWA	W, 6-2	Saalfrank, A (1-0)	Way, B (0-2)	-	8-7	T-1st (+0.5)	4,640	2:48
4/24		OFF								
16	4/25	FRI	W, 9-7	Rice, J (2-0)	Starr, N (1-2)	Backhus, K (3)	9-7	T-1st (+1.0)	3,231	2:34
17	4/26	FRI	W, 12-11 (10)	Workman, B (1-0)	Church, M (0-1)	-	10-7	1st (+1.0)	3,275	3:24
18	4/27	FRI	L, 5-1	Roby, T (1-2)	Bain, J (0-1)	-	10-8	1st (+0.5)	6,239	2:38
19	4/28	FRI	L, 12-6	Speas, A (1-0)	Patrick, C (0-4)	-	10-9	2nd (-0.5)	4,393	2:55
20	4/29	FRI	W, 11-4	Olivero, D (1-1)	Leiter, J (0-2)	-	11-9	1st (+0.5)	5,928	2:38
21	4/30	FRI	L, 12-7	Church, M (1-1)	Tineo, M (0-1)	-	11-10	T-1st (+0.5)	5,125	2:53
5/1		OFF								
22	5/2	@ CC	L, 3-1	Robaina, J (1-2)	Fisher, H (0-1)	-	11-11	T-2nd (-1.0)	2,774	2:05
23	5/3	@ CC	W, 3-0	Pope, A (1-0)	Kouba, R (1-1)	Backhus, K (4)	12-11	T-1st (+1.5)	2,401	2:15
24	5/4	@ CC	L, 6-1	Gordon, C (2-2)	Patrcik, C (0-5)	-	12-12	T-2nd (-1.0)	3,678	2:11
25	5/5	@ CC	W, 12-8	Goddard, J (1-0)	Plumlee, P (0-1)	-	13-12	T-1st (+2.5)	4,651	3:13
26	5/6	@ CC	L, 12-7	VanWey, L (1-0)	Tineo, M (0-2)	-	13-13	T-2nd (-1.0)	4,327	2:49
27	5/7	@ CC	L, 5-4	Arrighetti, S (2-2)	Albright, L (1-2)	McDonald, C (1)	13-14	T-2nd (-2.0)	4,726	2:28
5/8		OFF								
28	5/9	MID	L, 11-9	Supak, T (2-0)	Hill, J (0-2)	-	13-15	2nd (-3.0)	6,284	2:47
29	5/10	MID	W, 6-3	Saalfrank, A (2-0)	Salinas, R (1-2)	-	14-15	2nd (-2.0)	4,495	2:20
30	5/11	MID	L, 16-6	Pérez, F (1-0)	Olivero, D (1-2)	-	14-16	2nd (-3.0)	5,363	2:56
31	5/12	MID	L, 6-1	Cushing J (1-0)	Tineo, M (0-3)	-	14-17	3rd (-4.0)	7,165	2:27
	5/13	MID	PPD							
32	5/14(1)	MID	W, 10-1	Albright, L (2-2)	Ginn, J (0-2)	-	15-17	-	0	1:40
33	5/14(2)	MID	L, 13-1	Tomioka, S (1-0)	Hill, J (0-3)	-	15-18	3rd (-4.0)	4,621	2:32
5/15		OFF								
34	5/16	@ FRI	L, 3-2	Church, M (2-2)	Goddard, J (1-1)	Starr, N (1)	15-19	3rd (-4.0)	10,019	2:30
35	5/17	@ FRI	L, 10-4	Leiter, J (2-2)	Olivero, D (1-3)	-	15-20	T-4th (-4.0)	2,890	2:27
36	5/18	@ FRI	L, 7-1	Garcia, R (1-3)	Bain, J (0-2)	-	15-21	5th (-4.0)	3,480	2:13
37	5/19	@ FRI	W, 2-1	Albright, L (3-2)	White, O (1-1)	Rice, J (2)	16-21	T-4th (-4.0)	5,943	2:24 (1:53)
38	5/20	@ FRI	L, 8-7 (10)	Kelly, A (2-0)	Stumpo, M (0-1)	-	16-22	T-4th (-5.0)	7,070	3:26
39	5/21	@ FRI	W, 3-1	Patrick, C (1-5)	Church, M (2-3)	Montes De Oca, C (2)	17-22	T-4th (-5.0)	6,306	2:32
5/22		OFF								
40	5/23	@ SA	L, 14-4	Bachar, L (2-0)	Olivero, D (1-4)	-	17-23	5th (-5.0)	5,054	2:48
41	5/24	@ SA	L, 4-3	Hernandez, N (3-1)	Montes De Oca, C (0-1)	-	17-24	5th (-5.0)	4,990	2:35
42	5/25	@ SA	L, 5-4	Kopps, K (3-0)	Otanez, M (1-1)	Jacob, A (1)	17-25	5th (-6.0)	3,549	2:35
43	5/26	@ SA	L, 8-2	Wolf, J (3-5)	Hill, J (0-4)	-	17-26	5th (-7.0)	4,124	2:57
44	5/27	@ SA	W, 1-0	Patrick, C (2-5)	Snider, D (0-3)	Saalfrank, A (1)	18-26	5th (-6.0)	4,828	2:30
45	5/28	@ SA	W, 9-3	Grammes, C (1-0)	Henry, H (1-2)	-	19-26	5th (-5.0)	3,530	2:46
5/29		OFF								
46	5/30	SPR	W, 7-1	Bain, J (1-2)	Gragg, L (0-3)	-	20-26	5th (-4.0)	4,179	2:11
47	5/31	SPR	W, 13-8	Stumpo, M (1-1)	Sawyer, L (1-2)	-	21-26	4th (-4.0)	4,177	3:03
48	6/1	SPR	W, 3-2	Grammes, C (2-0)	Pereira, W (3-3)	-	22-26	4th (-4.0)	4,690	1:54
49	6/2	SPR	PPD							
49	6/3(1)	SPR								
50	6/3(2)	SPR								
51	6/4	SPR								