

MEDIA '23 GUIDE



MOISÉS
GÓMEZ

JORDAN
WALKER



20  22
MVP
MILB HOME RUN KING

20  22
**TOP
PROSPECT**



2023 Media Guide

Table of Contents

FRONT OFFICE

Front Office Directory.....3
 Front Office Profiles.....4
 Broadcast Info.....6
 Media Policies.....7
 Pre-Game Schedule.....8

2023 CARDINALS

Manager & Coaches.....10
 Players Bios.....12
 Name Pronunciations.....28

2022 SEASON IN REVIEW

Season in Review.....30
 Day-by-Day Results.....31
 Player Transactions.....33
 Final Batting Statistics.....34
 Final Pitching Statistics.....35
 Home/Road Batting.....36
 Left/Right Batting.....37
 Home Pitching.....38
 Road Pitching.....39
 Pitching vs. Right.....40
 Pitching vs. Left.....41
 April Batting/Pitching.....42
 May Batting/Pitching.....43
 June Batting/Pitching.....44
 July Batting/Pitching.....45
 August Batting/Pitching.....46
 Sept. Batting/Pitching.....47
 Highs and Lows.....48
 Cardinals vs. Opponents.....49
 Cardinals Record When.....49
 Texas League Fielding.....50
 Texas League Batting.....51
 Texas League Pitching.....52

HISTORY

Opening Day Lineups.....54
 Last Time it Happened.....55
 Cardinals Firsts.....56
 All-Time Batting Leaders.....57
 All-Time Pitching Leaders.....58
 Single-Season Top 10.....59-61
 Single-Season Club Records.....61
 Club General Records.....61-62

Single-Game Records.....62-63
 Cardinals Year-by-Year.....64
 Cardinals Month-by-Month.....65
 Win-Loss Breakdown/Team Totals...65
 Yearly Leaders.....66-67
 Home Run History.....67
 All-Time Hitting Streaks.....68
 Top RBI Months.....68
 Single-Season League Leaders.....68
 Top Duos and Trios.....69
 Award-Winning Cardinals.....70-71
 All-Stars.....72
 All-Time Roster & Numbers.....73-76
 MLB Debuts.....77-78
 League Postseason History.....79
 All-Time Playoff Stats.....80-81

OTHER AFFILIATES

St. Louis Minor League Directory...83
 Memphis Redbirds.....84
 Peoria Chiefs.....85
 Palm Beach Cardinals.....86

TEXAS LEAGUE

Texas League Directory.....88
 Arkansas Travelers.....89
 Northwest Arkansas Naturals.....90
 Tulsa Drillers.....91
 Wichita Wind Surge.....92
 Amarillo Sod Poodles.....93
 Corpus Christi Hooks.....94
 Frisco RoughRiders.....95
 Midland RockHounds.....96
 San Antonio Missions.....97

MISCELLANEOUS

Hammons Field Stadium Map.....99
 Ground Rules/Attendance History..100
 Top Regular Season Crowds.....101
 Logos & Uniforms.....101
 Opening Day, Oldest/Youngest Starters.....15
 Extra Innings Rule.....33
 Relief Pitchers Save Rule.....34
 Designated Hitter Rule.....42
 Franchise Monthly Bests.....43
 Longest Average Time of Game.....44
 Cardinals Triple Plays.....48
 2023 Important Dates.....67

SPRINGFIELD FRONT OFFICE



LARS NOOTBAAR



Front Office

Contact Info & Miscellaneous

Address:
Hammons Field
955 East Trafficway
Springfield, Mo. 65802

Main Phone: (417) 863-0395
Tickets: (417) 863-2143
Fax: (417) 832-3004
Website: www.springfieldcardinals.com
Email: springfield@cardinals.com

Staff Member	Title	Email Address
Dan Reiter	Vice President & General Manager	dreiter@cardinals.com
Scott Smulczenski	Vice President of Baseball & Business Operations	ssmulczenski@cardinals.com
Brad Beattie	Director of Market Development	bbeattie@cardinals.com
Zack Pemberton	Director of Sales & Marketing Operations	zpemberton@cardinals.com
Eric Tomb	Manager of Ticket Sales	etomb@cardinals.com
Todd Wright	Senior Community Marketing & Faith-Based Coordinator	twright@cardinals.com
Caleb Lasher	Community Marketing Coordinator	clasher@cardinals.com
Charlsey Seidel	Community Marketing Coordinator	cseidel@cardinals.com
Aubree Shackelford	Community Marketing Coordinator	ashackelford@cardinals.com
Andrew Buchbinder	Director of Branding & Communications/Broadcaster	abuchbinder@cardinals.com
Kimberly Bates	Public Relations & Digital Media Specialist	kbates@cardinals.com
Regina Hess	Manager of Fan Engagement & Special Events	rhess@cardinals.com
Tysen Hathcock	Production Manager	thathcock@cardinals.com
Olivia Barrett	Multimedia Content Coordinator	obarrett@cardinals.com
T.J. Patton	Brand Creative Specialist/Graphic Designer	tpatton@cardinals.com
Angela Deke	Senior Director of Ticket Technology & Operations	adeke@cardinals.com
Sheila Driemeyer	Office Coordinator	sdriemeyer@cardinals.com
Aaron Lowrey	Vice President of Stadium Operations	alowrey@cardinals.com
TJ Joy	Stadium Operations Coordinator	tjoy@cardinals.com
Derek Edwards	Director of Field & Stadium Operations	dedwards@cardinals.com
Nathan Strait	Field Operations Coordinator	nstrait@cardinals.com
AJ Dannegger	Home Clubhouse Manager	adannegger@cardinals.com

Field Staff	Title
Jose Leger.....	Manager
Eric Peterson.....	Pitching Coach
Brock Hammit.....	Hitting Coach
Will Hawks.....	Coach
Alex Wolfinger.....	Athletic Trainer
Spencer Clevenger.....	Strength Coach
Noah Landow.....	Affiliate Fellow
Victor Wilson.....	Medical Director
Victor Wilson.....	Team Physician
Rick Seagraves.....	Orthopedic Surgeon

Visiting Club Hotel:
University Plaza
333 John Q. Hammons Parkway
Springfield, Mo. 65806
(417) 864-7333

Stadium Name (year opened):
Hammons Field (2004)

Directions to Stadium:

From I-44 or US-60, exit Hwy 65 to Chestnut Expressway exit. Go west on Chestnut Expressway to proceed to National. Turn left (south) on National. Turn right (west) on Trafficway. Hammons Field on the right.



Front Office Administration

Dan Reiter Vice President & General Manager



A lifelong St. Louis Cardinals fan, Dan got his start with Cardinals baseball by winning the Fox Sports TV contest, "Payin' Your Dues," in May 2004, and now enters his fourth season as Vice President & General Manager.

Since joining the Springfield Cardinals prior to the inaugural season in 2005, Dan has gone from the last Account Executive hired all the way to Vice President & General Manager, with various sales and marketing positions along the way. As the second General Manager in team history, Dan is excited to lead the greatest staff in all of Minor League Baseball and to be a presence in the community interacting with fans.

Dan has always and will continue to put a focus on being active in the community, both through new community relations programs with the Cardinals and serving on a variety of board positions in the community.

A graduate of Springfield Catholic High School, Dan attended the University of Missouri-Columbia, where he graduated Magna Cum Laude with a Bachelor of Science in Business Administration and a Minor in Psychology. While at Mizzou, Dan was a co-founder of the designated driver program STRIPES, and also served as the first Vice President of Lambda Chi Alpha his senior year.

Dan was married in September 2011 to the lovely Heather Anderson. After a series of adventures together the two have embarked on the crazy journey of parenthood, welcoming Andy to the world in July 2015 and Tyson in October 2018.

Fans are always welcome to contact Dan with comments, ideas or concerns.

Scott Smulczynski Vice President of Baseball & Business Operations



Scott came to Springfield by way of St. Louis, where he worked as the Director of Minor League Operations for the St. Louis Cardinals.

Scott is excited to continue to help make the Springfield Cardinals a success in the community throughout the 2023 season and beyond. Scott and his wife, Kelly, have two daughters, Danielle and Hanna. He enjoys coaching basketball, watching the Texas Longhorns play football and rooting for the St. Louis Cardinals.



Front Office

Full-Time Staff



Scott Bailes
Baseball and Community
Ambassador



Olivia Barrett
Multimedia Content
Coordinator



Kimberly Bates
Public Relations & Digital
Media Specialist



Brad Beattie
Director of Market
Development



Angela Deke
Senior Director of Ticket &
Technology Operations



Sheila Driemeyer
Office Coordinator



Derek Edwards
Director of Field & Stadium
Operations



Tysen Hathcock
Production Manager



Regina Hess
Manager of Fan Engagement &
Special Events



TJ Joy
Stadium Operations
Coordinator



Caleb Lasher
Community Marketing
Coordinator



Aaron Lowrey
Vice President of Stadium
Operations



T.J. Patton
Brand Creative Specialist/
Graphic Designer



Zack Pemberton
Director of Ticket Sales &
Marketing Operations



Aubree Shackelford
Community Marketing
Coordinator



Levi Smith
Supervisor of Ticket
Operations



Nathan Strait
Field Operations
Coordinator



Eric Tomb
Manager of Ticket Sales



Todd Wright
Senior Community Marketing
& Faith-Based Coordinator



Front Office

Broadcast Information

Andrew Buchbinder Director of Branding & Communications / Broadcaster



Andrew was named the "Voice of the Springfield Cardinals" in 2013 and currently serves as the club's Director of Branding & Communications, overseeing the communications and production departments in addition to providing play-by-play during the season.

He has called more than 1,800 games throughout his 15-year career in Minor League Baseball, which began with the New Haven County Cutters, formerly of the independent CAN-AM League, in 2007. Prior to coming to Springfield, Andrew previously spent four years as the Director of Broadcasting & Media Relations for the Hickory Crawdads (Single-A, Texas Rangers) from 2009-12. He held similar roles with the Bakersfield Condors Hockey Club from 2007-09 and the Bakersfield Blaze (Single-A, Texas Rangers) in 2008.

The Larchmont, N.Y. native is a graduate of Trinity College in Hartford, Conn. He and his wife, Megan, reside in Springfield with their human son, Charlie, and Miniature Aussie son, Murphy.

Cardinals Radio and Television

106.7 The River: The Springfield Cardinals are excited to call 106.7 The River their "home" for radio broadcasts! All 138 Regular Season games and all additional Postseason games will be broadcast live on 106.7 The River. All audio broadcasts will also be streamed live on 1067TheRiver.com and will be linked from SpringfieldCardinals.com. The Coyote's of Springfield Pregame Show will start every broadcast 15 minutes before first pitch.

KY3 and The Ozarks CW: The Springfield Cardinals partnership with KY3 continues in 2023 with select home games being broadcast on the Southwest Missouri cable outlet and its affiliate, The Ozarks CW, with Ned Reynolds and Scott Bailes calling the action.



Communications

Policies & Procedures

CREDENTIALS: Credentials will be issued only to accredited media members. Full-season credentials will be issued on a limited basis. All single-game credential requests for Cardinals home games should be submitted by the outlet affiliate manager and must be received at least 24 hours in advance to allow for verification and processing. Credential requests should be submitted on www.springfieldcardinals.com or by emailing Kimberly Bates at kbates@cardinals.com. Credentials must be displayed at all times. Credentials will be waiting for assigned credentialed media members in the media parking lot.

CLUBHOUSE: The Cardinals clubhouse is located in the Cardinals offices beyond right field and should only be accessed through the Cardinals Front Office. Media is not permitted to enter the Cardinals clubhouse through the external clubhouse door or through the external equipment room door. The visitors clubhouse can be found on the third-base side of the stadium. All working media with clubhouse credentials have access to the clubhouses three and a half hours to game time until one hour before first pitch. After the game, media who were issued clubhouse credentials will be admitted 15 minutes following the game's conclusion. If a St. Louis Cardinals player is on an MLB Rehab Assignment with Springfield, interview times must be set up through the Cardinals Public Relations team.

FIELD: Per No person is allowed on the field unless that individual has credentials expressly for field privileges. All non-uniformed personnel must leave the field following the National Anthem.

ELEVATORS: The main media elevator is located directly behind home plate on the Gate 3 concourse. Elevators are available on the ground, main concourse, Suite/Club and Executive Suite/Media levels.

PRESS BOX: The Press Box is located on Level 3 directly behind home plate. Meals will be available only to credentialed media with press box access covering that night's game.

PRESS LEVEL ATTIRE: The Springfield Cardinals request members of the media covering the team to dress in an appropriate and professional manner. Jerseys will not be permitted.

AUTOGRAPH POLICY: Credentialed members of the media are prohibited from requesting autographs at any time. Violation of this rule will result in immediate credential revocation.

MEDIA MATERIALS: Lineup sheets and additional media information will be available in the Hammons Field Press Box no later than 1 hour prior to First Pitch. Any other media information needed, please reach out to Kimberly Bates for assistance.

PHOTOGRAPHERS: Still photographers may shoot games from the stadium photo wells if specified on their credential, space permitting. Photographers may move around portions of the seating bowl during games but may only remain in a seat if actively working and if that seat is empty. Photographs shooting from the stands should not obstruct fans sitting in the area. At no point should a photographer enter the playing field or clubhouse without specified access. Photographers may access the press box.

DISABLED ACCESS: The media parking lot and press box are equipped for those media members with a disability. For press box access, take the Gate 3 elevator to Level 3. For field access, enter through the right field gate in front of the Cardinals clubhouse.



2023 Pre-Game Batting/Infield Practice Schedule

7:05 p.m. Game Time

- 4:20-4:30Cardinals Infield
- 4:30-5:15 Cardinals Batting Practice
- 5:15-6:00 Visitors Batting Practice
- 6:00-6:05 Screens Removed
- 6:05-6:15 Visitors Infield
- 6:15-6:45 Field Preparation
- 6:45-6:57 Pre-Game Activities

6:35 pm Game Time

- 3:50-4:00Cardinals Infield
- 4:00-4:45 Cardinals Batting Practice
- 4:45-5:30 Visitors Batting Practice
- 5:30-5:40 Screens Removed
- 5:40-5:50 Visitors Infield
- 5:50-6:20 Field Preparation
- 6:20-6:27 Pre-Game Activities

6:05 pm Game Time

- 3:20-3:30Cardinals Infield
- 3:30-4:15 Cardinals Batting Practice
- 4:15-5:00 Visitors Batting Practice
- 5:00-5:10 Screens Removed
- 5:10-5:20 Visitors Infield
- 5:20-5:50 Field Preparation
- 5:50-5:57 Pre-Game Activities

1:35 pm Game Time

- 10:50-11:00Cardinals Infield
- 11:00-11:45 Cardinals Batting Practice
- 11:45-12:30 Visitors Batting Practice
- 12:30-12:40 Screens Removed
- 12:40-12:50 Visitors Infield
- 12:50-1:10 Field Preparation
- 1:10-1:27 Pre-Game Activities

2023 SPRINGFIELD CARDINALS




M A S Y N W I N N



José LEGER

MANAGER



Named Cardinals manager, Jan. 16, 2021

Birthdate: 5/19/1982

Birthplace/Resides: Santo Domingo, D.R.

Jose Leger enters his third season as a manager in Springfield and sixth season as a coach with the Cardinals organization. Named the Best Manager Prospect by *Baseball America* in 2022, Leger has helped develop current St. Louis Cardinals and top prospects like Brendan Donovan, Jordan Walker, Nolan Gorman, Masyn Winn, Gordon Graceffo, Alec Burleson, Ivan Herrera and many more in just the last two years at Hammons Field. He previously served as the St. Louis Cardinals Latin American Field & Academy Development Coordinator (2018-20).

Leger spent his off-season in 2022 as the manager for the Águilas Cibaeñas of the Dominican Professional Baseball League (LIDOM) for the 2022-23 season, where he led the 22-time national champions to a 32-18 season and an eventual berth to the 2023 championship. Leger has agreed to return as the manager for the Águilas Cibaeñas for the 2023-24 season.

Before joining the Cardinals organization, Leger spent eight seasons as a manager within the New York Mets organization (2010-17), where he held a managerial record of 389-368. He was named the 2015 South Atlantic League Manager of the Year after leading the Low-A Savannah Sand Gnats to a playoff berth, compiling an overall record of 84-53. Leger celebrated his milestone 500th win as a professional manager on September 15, 2022, when the Cardinals beat the Tulsa Drillers.

Born in Santo Domingo, Dominican Republic, Leger attended Georgia College and State University in Milledgeville, Georgia. He was signed as a Non-Drafted Free Agent by the Minnesota Twins on June 28, 2004 and spent three seasons in the organization's system (2004-06), primarily as a third baseman and catcher, rising as high as Double-A New Britain (Eastern League) in 2006.

MANAGERIAL RECORD

Year	Club	League	Class	W-L	Pos.
2010	DSL Mets 1 (NYM)	Dominican Summer	Foreign Rookie	39-32	4th
2011	DSL Mets 1 (NYM)	Dominican Summer	Foreign Rookie	34-36	5th
2012	Kingsport (NYM)	Appalachian	Rookie	23-43	4th
2013	Kingsport (NYM)	Appalachian	Rookie	40-27	1st
2014	Kingsport (NYM)	Appalachian	Rookie	34-34	3rd
2015	Savannah (NYM)	South Atlantic	Low-A	84-53	1st
2016	Columbia (NYM)	South Atlantic	Low-A	67-73	5th
2017	Columbia (NYM)	South Atlantic	Low-A	68-70	5th
2021	Springfield (STL)	Texas League	Double-A	45-75	5th
2022	Springfield (STL)	Texas League	Double-A	68-70	7th
TOTALS				502-513	

MINOR LEAGUE PLAYING STATS

TOTALS	AVG	G	AB	R	H	2B	3B	HR	RBI	SH	SF	HP	BB	SO	SB	CS	SLG	OBP	E
TOTALS	.261	116	353	37	92	17	2	1	44	4	10	8	36	66	4	4	.329	.334	18



Brock HAMMIT

HITTING COACH

Named Cardinals hitting coach, Jan. 19, 2023



Hammit, 28, enters his first season with the Cardinals organization as Springfield's Hitting Coach. No stranger to the Ozarks, Hammit is a 2013 graduate of Nixa High School, where he was a two-time baseball letter winner and helped lead his team to a district championship in 2012.

Before joining the Cardinals, he spent three seasons with the Milwaukee Brewers as a coach for the Arizona Complex League Brewers (Rookie) from 2020-22.

Following his career as a Nixa Eagle, Hammit played college baseball at High Point University (2016-17) before transferring to the University of Southern Illinois-Edwardsville in 2018, primarily as an outfielder.

Eric PETERSON

PITCHING COACH

Named Cardinals pitching coach, Jan. 19, 2023



Peterson, 29, rejoins the Cardinals organization for his first season as Springfield's Pitching Coach. He was tabbed to be a coach and scout in the Cardinals system in 2020 before the Minor League season was canceled that year.

Peterson spent the 2022 season with Bloomsburg University as the graduate assistant pitching coach. He started his coaching career in 2018 with Neumann University and helped lead that year's Knights pitching staff to a 3.63 ERA, the lowest in the Atlantic East Conference since 2013.

A native of Bear, DE, Peterson played college baseball at Temple University for two seasons before transferring to North Carolina State University. He was drafted in the 37th round of the 2014 MLB Draft by the Houston Astros and suited up for the Corpus Christi Hooks in the Texas League during the 2016 and 2017 campaigns.

Will HAWKS

COACH

Named Cardinals coach, Jan. 19, 2023



Hawks joins Springfield as a coach for the 2023 season. He previously spent two seasons as a volunteer assistant coach for Lipscomb University from 2020-22, as well as stints as a Graduate Assistant for Austin Peay State University and Cumberland University.

Prior to his collegiate coaching career, Hawks was the Associate Head Coach for the Nashville Knights, a youth travel baseball team in the Marucci Franchise Club. After his time in Nashville, he became the bullpen coach for the Falmouth Commodores in the Cape Cod League. Hawks played collegiately at Cumberland University in Lebanon, TN.

FRONT OFFICE

2023 CARDINALS

2022 REVIEW

HISTORY

STL AFFILIATES

TEXAS LEAGUE

MISCELLANEOUS



Michael ANTICO

OF

**Height:** 5'10
Weight: 206**Bats:** L
Throws: R**Born:** 2/16/1998 at Colts Neck, NJ
School: University of Texas**Birthplace/Resides:** Colts Neck, NJ**Acquired:** Selected in the 8th round (241st overall) in the 2021 MLB Draft

YR	CLUB	LG	AVG	G	AB	R	H	2B	3B	HR	RBI	SH	SF	HP	BB	SO	SB	CS	SLG	OBP	E
21	Palm Beach	FSL	.266	39	141	21	38	8	3	6	19	0	0	3	13	33	8	1	.340	.490	1
22	Peoria	MID	.255	71	274	41	70	19	2	6	32	0	2	4	41	76	37	3	.358	.405	2
	Springfield	TEX	.233	60	240	44	56	12	0	8	31	0	1	4	30	67	30	4	.327	.383	0
Minor League Totals			.250	170	657	106	164	39	5	20	82	0	3	11	84	176	75	8	.343	.416	3

CAREER HIGHLIGHTS:

- Rated as the Cardinals No. 23 prospect by MLB Pipeline entering the 2023 season
- Participated in early workouts and seminars as part of the Cardinals' Spring Training Early Program (STEP Camp)
- Ranked 1st in the Cardinals Organization in stolen bases (67) and walks (71), T-3rd in doubles (31), 4th in runs (85), 5th in hits (126), T-9th in RBI (63), and T-10th in home runs (14)
- At time of promotion to Springfield, led all of High-A with 37 stolen bases
- Transferred to University of Texas from St. John's for 2021 season; led all NCAA D1 batters with 62 walks, ranking 2nd in stolen bases (41) and T-8th in runs (69)
- #1 high school outfield recruit in New Jersey, per Perfect Game.

Aaron ANTONINI

C

**Height:** 6' 0**Bats:** S**Born:** 7/27/1998 in Caracas, Venezuela**Weight:** 195**Throws:** R**School:** Middle Tennessee State**Resides:** Murfreesboro, TN**Acquired:** Selected in the 18th round (545th overall) of the June, 2019 First-Year Player Draft

YR	CLUB	LG	AVG	G	AB	R	H	2B	3B	HR	RBI	SH	SF	HP	BB	SO	SB	CS	SLG	OBP	E
19	Johnson City	APP	.219	25	73	18	16	4	1	5	14	1	0	2	18	8	2	0	.507	.387	5
20	MINOR LEAGUE SEASON CANCELLED -- COVID 19 PANDEMIC																				
21	Memphis	INT	.000	4	9	1	0	0	0	0	0	0	0	1	0	5	0	0	.000	.100	0
	Springfield	TEX	.189	35	106	12	2p	3	0	4	13	0	0	7	18	36	0	0	.330	.344	2
	Peoria	MID	.160	24	75	9	12	3	0	2	9	0	1	8	12	26	0	0	.333	.280	1
22	Springfield	TEX	.188	21	64	8	12	2	0	1	7	0	0	3	7	12	0	0	.266	.297	1
	Peoria	MID	.222	43	153	21	34	3	0	6	24	1	5	5	17	34	3	1	.359	.311	3
Minor League Totals			.196	152	480	69	94	15	1	18	67	2	6	26	72	121	5	1	.344	.329	12

CAREER HIGHLIGHTS

- Participated in his fourth straight Major League Spring Training since being draft in 2019
- Has thrown out 44.4% (48 CS/108 SB att.) of attempted baserunners in his career
- Led all Cardinals minor league catchers in caught stealing percentage (48.9) and runners caught stealing (22) in 2022
- Has yet to have a single season below 36% caught stealing rate
- First professional hit was a grand slam in his third career game with Johnson city (7/6/19; 6th inning off of Alejandro Melean)
- Led Conference USA with 24 runners caught stealing with MTSU in 2019



Michael BRETTELL

RHP**Height:** 6'3" **Bats:** R **Born:** 7/13/1997 in Fonthill, Ont., Canada**Weight:** 214 **Throws:** R **School:** Central Michigan**Birthplace/Resides:** Fonthill, Ontario, Canada**Acquired:** Selected in the 15th round (493rd overall) of the 2018 First-Year Player Draft

YR	CLUB	LG	W-L	ERA	G	GS	CG	SHO	SV	IP	H	R	ER	HR	HB	BB	SO	WP	BK
18	Johnson City	APP	1-3	8.78	17	4	0	0	1	27.2	44	28	27	4	4	9	29	7	0
19	Peoria	MID	5-10	5.76	26	21	0	0	0	120.1	151	89	77	13	3	47	79	9	0
20	MINOR LEAGUE SEASON CANCELLED -- COVID 19 PANDEMIC																		
21	Peoria	MID	1-0	2.84	4	0	0	0	0	12.2	13	5	4	0	0	5	13	2	0
	Springfield	TEX	1-5	7.97	23	6	0	0	0	70.0	96	65	62	15	7	27	57	14	0
22	Springfield	TEX	5-3	5.58	45	0	0	0	1	71.0	80	50	44	5	10	34	58	7	1
Minor League Totals			13-21	6.38	115	31	0	0	2	301.2	384	237	214	37	24	122	236	39	1

CAREER HIGHLIGHTS

- Ranked among Cardinals minor league leaders in games (T-4th, 45) in 2022
- Ranked among Texas League leaders in games (5th, 45) in 2022
- At Central Michigan University, was 15-13 (29 GS) in 57 appearances from 2016-18, striking out 146 in 210.2 innings
- Selected to Canada Junior National Team while at E.L. Crossley Secondary School.

JACOB BUCHBERGER

3B**Height:** 6'1 **Bats:** R **Born:** 10/1/1997 in Muskegon, MI**Weight:** 241 **Throws:** R **School:** Davenport University (MI)**Birthplace/Resides:** Muskegon, MI**Acquired:** Signed by the Cardinals as a non-drafted minor league free agent on 6/16/2020

YR	CLUB	LG	AVG	G	AB	R	H	2B	3B	HR	RBI	SH	SF	HP	BB	SO	SB	CS	SLG	OBP	E
20	MINOR LEAGUE SEASON CANCELLED -- COVID 19 PANDEMIC																				
21	Palm Beach	FSL	.308	72	266	36	82	14	3	3	34	0	2	4	34	57	5	2	.392	.417	11
	Peoria	MID	.163	21	80	7	13	5	2	0	5	0	0	0	5	22	2	0	.212	.275	2
22	Peoria	MID	.257	94	350	43	90	9	4	9	51	0	1	2	41	82	16	1	.338	.383	8
	Springfield	TEX	.539	5	13	3	7	1	0	1	4	0	0	0	5	3	2	2	.667	.846	0
Minor League Totals			.271	192	709	89	192	29	9	13	94	0	3	6	85	164	25	5	.352	.392	21

CAREER HIGHLIGHTS

- Participated in early workouts and seminars as part of the team's Spring Training Early Program (STEP Camp)
- Ranked among minor league leaders in triples (T-5th, 4) and stolen bases (T-10th, 18)
- First Double-A hit was a solo home run (7/16/2022; 8th inning off of Nick Robertson)
- Named Great Leakes Intercollegiate Athletic Conference Player of the Year in 2019



Gianluca DALATRI

RHP

Height: 6'5 **Bats:** R **Born:** 4/4/1998 in Red Bank, NJ
Weight: 216 **Throws:** R **School:** University of North Carolina
Birthplace/Resides: Wall, NJ
Acquired: Signed by the Cardinals as a non-drafted free minor league free agent on 6/16/2020

YR	CLUB	LG	W-L	ERA	G	GS	CG	SHO	SV	IP	H	R	ER	HR	HB	BB	SO	WP	BK
20	MINOR LEAGUE SEASON CANCELLED -- COVID 19 PANDEMIC																		
21	Palm Beach	FSL	0-3	5.60	13	1	0	0	1	17.2	16	13	11	1	1	7	24	0	0
	Peoria	MID	1-0	11.57	4	0	0	0	0	4.2	10	6	6	2	0	2	6	0	0
22	Palm Beach	FSL	1-0	0.00	8	0	0	0	1	9.0	3	0	0	0	1	3	19	1	0
	Peoria	MID	1-2	2.30	18	0	0	0	5	27.1	15	9	7	1	4	9	37	2	0
	Springfield	TEX	1-0	8.30	7	0	0	0	0	12.1	17	11	11	4	1	11	11	0	1
Minor League Totals			3-5	4.44	50	1	0	0	7	71.0	61	39	35	8	7	32	97	3	1

CAREER HIGHLIGHTS

- Ranked among Cardinals minor league leaders in saves (T-7, 6), SO/9 (T-8, 2.4), and opp. average (9th, .203)
- At UNC, posted 10-6 record with 3.12 ERA in 28 starts, striking out 151 batters over 156.0 IP
- First team Freshman All-American in 2017 and 3rd team All-ACC
- Member of 2017 USA Baseball Collegiate National Team
- Father, Rich, played professional football and coached in the NBA for 30 years as the first full-time strength and conditioning coach with the New Jersey/Brooklyn Nets and Cleveland Cavaliers
- Mother, Elvy, played professional basketball in Italy and for the Italian National Team
- Brother, Andrea, played college baseball at Old Dominion

Jonah DAVIS

OF

Height: 5'10" **Bats:** L **Born:** 7/2/1997 in New York, NY
Weight: 204 **Throws:** R **School:** California, Berkeley

Birthplace/Resides: San Diego, CA
Acquired: Acquired during the Triple-A Phase of the Rule 5 Draft from the Pittsburgh Pirates on 12/8/2021

YR	CLUB	LG	AVG	G	AB	R	H	2B	3B	HR	RBI	SH	SF	HP	BB	SO	SB	CS	SLG	OBP	E
18	Bristol	APP	.306	51	206	46	63	15	6	12	34	0	2	6	27	59	6	5	.612	.398	1
19	Greensboro	SAL	.249	80	317	49	79	15	2	19	52	1	3	5	33	130	5	9	.489	.327	0
	West Virginia	NYP	.000	5	13	3	0	0	0	0	0	0	0	0	5	7	0	0	.000	.278	1
20	MINOR LEAGUE SEASON CANCELLED -- COVID 19 PANDEMIC																				
21	Altoona	EAS	.211	60	190	29	40	7	3	8	19	0	0	5	26	95	4	6	.405	.321	3
	Greensboro	SAL	.196	32	107	17	21	5	0	7	19	0	0	6	19	58	2	3	.439	.349	2
22	Springfield	TEX	.146	67	164	34	24	5	2	8	22	1	0	10	26	92	2	0	.300	.348	1

CAREER HIGHLIGHTS

- Originally selected by the Pirates in the 15th round (444th overall) of the 2018 First-Year Player Draft
- South Atlantic League Player of the Month in for August in 2019
- Named to Pirates organizational All-Star Team by MLB.com in 2019
- Entered 2019 season as the Pirates No. 24 prospect by Baseball America.



Nick DUNN

INF


Height: 5'10" **Bats:** L **Born:** 1/29/1997
Weight: 191 **Throws:** R **School:** University of Maryland
Birthplace/Resides: Bloomsburg, PA/Sunbury, PA
Acquired: Selected in the 5th round (153rd overall) of the 2018 First-Year Player Draft

YR	CLUB	LG	AVG	G	AB	R	H	2B	3B	HR	RBI	SH	SF	HP	BB	SO	SB	CS	SLG	OBP	E
18	State College	NYP	.274	51	201	34	55	14	2	3	32	1	2	3	22	21	3	3	.408	.351	5
	Peoria	MID	.167	14	48	3	8	0	0	0	3	0	0	3	1	9	0	1	.167	.231	0
19	Palm Beach	FSL	.247	104	380	35	94	19	3	3	38	0	5	2	24	58	2	1	.337	.292	11
20	MINOR LEAGUE SEASON CANCELLED -- COVID-19 PANDEMIC																				
21	Springfield	TEX	.259	95	324	40	84	14	0	6	36	0	5	6	36	58	4	2	.358	.340	11
22	Springfield	TEX	.271	112	399	69	108	21	3	7	44	0	2	8	63	42	5	2	.379	.391	10
Minor League Totals			.258	376	1352	181	349	68	8	19	153	1	14	22	146	189	14	9	.337	.362	37

CAREER HIGHLIGHTS

- Ranked among Cardinals minor league leaders in walks (T-2, 63), runs (5th, 69), hits (T-8, 108), and doubles (T-8th, 21)
- Hit second-career grand slam on 8/34 @ NWA; first was on 9/11/21 vs. TUL with career-highs 4 H and 5 RBI -- 4-for-5, 1 HR, 5 RBI
- Ranked among 2021 Springfield leaders in hits (4th), doubles (3rd), RBI (5th), at-bats (4th), games (3rd)
- Was First Team All-Big Ten selection his junior year at Maryland
- Father, John, played college baseball at Bloomsburg (PA) University

Edgar ESCOBAR

RHP

Height: 6'1" **Bats:** R **Born:** 1/20/1997 in Havana, Cuba
Weight: 234 **Throws:** R
Birthplace/Resides: Punta Ballena, Uruguay
Acquired: Signed by the Cardinals as an International free agent on May 30, 2018

YR	CLUB	LG	W-L	ERA	G	GS	CG	SHO	SV	IP	H	R	ER	HR	HB	BB	SO	WP	BK
18	GCL Cardinals	GCL	2-2	1.21	19	0	0	0	9	22.1	13	4	3	0	0	3	33	0	1
19	Peoria	MID	1-2	1.36	24	0	0	0	5	33.0	19	10	5	0	1	14	39	2	1
	Palm Beach	FSL	1-1	4.10	16	0	0	0	1	26.1	21	12	12	1	0	8	33	1	0
20	MINOR LEAGUE SEASON CANCELLED -- COVID-19 PANDEMIC																		
21	Springfield	TEX	1-3	5.88	25	0	0	0	4	41.1	34	32	27	12	4	15	53	2	0
22	Springfield	TEX	7-12	6.73	28	20	0	0	0	124.1	145	96	93	23	9	50	98	4	2
Minor League Totals			12-20	5.09	112	20	0	0	19	247.1	232	154	140	36	14	90	256	9	4

CAREER HIGHLIGHTS

- Ranked among Cardinals minor league leaders in wins (T-7, 7), and inning pitched (9th, 124.1)
- Ranked among Texas League leaders in innings pitched (5th), WHIP (8th, 1.57), ERA (10th) and opposing batting average (10th, .295)
- Debuted in the Cuban National Series as a 17 year old for Alazanes de Granma during the 2014-15 season



Logan GRAGG

RHP**Height:** 6'4
Weight: 207**Bats:** R
Throws: R**Born:** 8/8/1998 in Springdale, AR
School: Oklahoma State University**Birthplace/Resides:** Lincoln, AR**Acquired:** Cardinals 8th round selection (245th overall) in the 2019 MLB Draft

YR	CLUB	LG	W-L	ERA	G	GS	CG	SHO	SV	IP	H	R	ER	HR	HB	BB	SO	WP	BK
19	State College	NY-Penn	0-0	2.45	8	0	0	0	2	11.0	8	5	3	1	0	3	15	0	0
	Peoria	MID	0-3	3.38	9	8	0	0	1	34.2	37	17	13	3	0	12	35	0	0
20	MINOR LEAGUE SEASON CANCELLED -- COVID 19 PANDEMIC																		
21	Peoria	MID	2-7	4.45	25	20	0	0	0	99.0	108	58	49	15	4	27	80	1	1
22	Peoria	MID	4-4	3.92	13	11	0	0	0	59.2	61	29	26	7	5	10	49	0	0
	Springfield	TEX	1-1	6.07	17	4	0	0	4	43.0	50	31	29	13	6	17	42	0	1
Minor League Totals			7-15	4.37	72	43	0	0	7	247.1	264	140	120	39	15	69	221	1	2

CAREER HIGHLIGHTS

- Rated as having the "Best Changeup" in the Cardinals organization entering the 2023 season, according to *Baseball America's* "Best Tools" survey
- Ranked among Cardinals minor league leaders in innings pitched (6th, 99.0), and games started (5th, 20) in 2021
- Played two seasons at Connors State Junior College before transferring to Oklahoma State, playing for head coach Josh Holliday, brother of Cardinals Hall of Fame outfielder Matt Holliday
- Majored in Livestock Merchandise and is a farmer outside of his baseball career

Andre GRANILLO

RHP**Height:** 6'3
Weight: 246**Bats:** R
Throws: R**Born:** 5/12/2000 in Hemet, CA
School: Univ. California-Riverside**Birthplace/Resides:** Hemet, CA**Acquired:** Cardinals 14th round selection (421st overall) in the 2021 MLB Draft


YR	CLUB	LG	W-L	ERA	G	GS	CG	SHO	SV	IP	H	R	ER	HR	HB	BB	SO	WP	BK
21	Palm Beach	FSL	2-3	1.50	14	0	0	0	2	18.0	10	12	3	1	0	9	23	3	0
22	Palm Beach	FSL	3-1	2.87	10	0	0	0	1	15.2	10	6	5	2	0	9	26	1	0
	Peoria	MID	1-4	3.63	26	0	0	0	5	34.2	27	22	14	3	0	19	51	4	0
	Springfield	TEX	0-1	22.50	3	0	0	0	1	2.0	7	5	5	0	0	2	5	0	0
Minor League Totals			6-9	3.45	53	0	0	0	10	70.1	54	45	27	6	0	39	105	8	0

CAREER HIGHLIGHTS

- Participated in early workouts and seminars as part of the team's Spring Training Early Program (STEP Camp)
- Ranked among Cardinals minor league leaders in SO/9 (2nd, 14.1), saves (T-4, 8), and games (T-10, 39) in 2022
- Went 5-1 at UC-Riverside, with 74 strikeouts, 28 walks, and 8 saves through in 55.2 innings in 42 appearances



Tink HENCE

RHP**Full name:** Markevian Jervon Hence**Height:** 6'1**Bats:** R**Born:** 8/6/2002 in Pine Buff, AR**Weight:** 185**Throws:** R**School:** Watson Chapel HS (AR)**Birthplace/Resides:** White Hall, AR**Acquired:** Selected by the Cardinals in the Competitive Balance Round B (63rd overall) of the June 2020 First-Year Player Draft

YR	CLUB	LG	W-L	ERA	G	GS	CG	SHO	SV	IP	H	R	ER	HR	HB	BB	SO	WP	BK
21	FCL Cardinals	FCL	0-1	9.00	8	1	0	0	1	8.0	11	10	8	1	2	3	14	2	0
22	Palm Beach	FSL	0-1	1.38	16	16	0	0	0	52.1	31	9	8	1	1	15	81	2	0
Minor League Totals			0-2	2.39	24	17	0	0	1	60.1	42	19	16	2	3	18	95	4	0

CAREER HIGHLIGHTS

- Invited to Major League Spring Training for the first time in 2023, entering camp as the team's youngest pitcher and 2nd-youngest player overall behind 19-year-old Jeremy Rivas
- Pitched for Salt River in the Arizona Fall League and was named as an AFL Rising Star; went 0-0 with an ERA of 2.16 with 9 strikeouts through 8.1 innings over nine relief appearances
- Led all Cardinals Minor League pitchers with an 0.88 WHIP, ranking in the Top 10 in ERA (2nd, 1.38), opp. average (5th, .174), SO/9 (4th, 13.9) strikeout/walk ratio (2nd, 5.40), and Toughest to HR Off (5th, 195.0 TBF/HR)
- Finished 2022 season on a 12.1 scoreless inning streak over his final four starts
- Ranked as the Cardinals No. 2 prospect by *Baseball America*
- Rated as having the "Best Fastball" in the Cardinals organization by *Baseball America*
- Has not thrown over 4.0 innings or 60 pitches in any appearance during his two professional seasons
- Has not allowed more than four hits in any outing over his 24 career appearances
- Has only allowed 2 home runs over 236 career batters faced
- Signed his college letter of intent to play at the University of Arkansas in the same recruiting class as Masyn Winn; both were members of the Arkansas Sticks Baseball Academy

L.J. JONES

OF**Height:** 6'0**Bats:** R**Born:** 6/27/1999 in San Diego, CA**Weight:** 244**Throws:** R**School:** California State Univ. - Long Beach**Birthplace/Resides:** Chula Vista, CA**Acquired:** Cardinals 5th round selection (152nd overall) in the 2020 MLB Draft

YR	CLUB	LG	AVG	G	AB	R	H	2B	3B	HR	RBI	SH	SF	HP	BB	SO	SB	CS	SLG	OBP	E
20	MINOR LEAGUE SEASON CANCELLED -- COVID-19 PANDEMIC																				
21	Palm Beach	FSL	.243	86	329	43	80	17	2	7	38	0	2	6	23	73	1	1	.303	.371	2
22	Peoria	MID	.261	102	394	48	103	33	1	12	64	1	4	10	31	90	2	1	.328	.449	1
Minor League Totals			.253	188	723	91	183	50	3	20	102	1	6	16	54	163	3	2	.317	.414	3

CAREER HIGHLIGHTS

- Participated in early workouts and seminars as part of the team's Spring Training Early Program (STEP Camp)
- Ranked among Cardinals minor league leaders in double (2nd, 33), and RBI (8th, 64) in 2022
- Ranked among Midwest League leaders in doubles (1st), extra-base hits (2nd, 47), total bases (5th, 177), hits (7th), RBI (8th), and slugging percentage (10th) in 2022
- Tied the Peoria single-game franchise record with 8 RBI (4x4, HR, 3 2B) on 8/28/2022 at Beloit
- Recorded a 13-game hitting streak with Palm Beach (8/15-9/3/21) and reached base safely in 21 consecutive games (8/6-9/3/21)



Matt KOPERNIAK

OF

Height: 6'0"
Weight: 208Bats: L
Throws: RBorn: 2/8/1998 in London, England
School: Trinity College (Hartford, CT)

Birthplace/Resides: Adams, MA

Acquired: Signed by the Cardinals as a non-drafted free agent on June 16, 2020



YR	CLUB	LG	AVG	G	AB	R	H	2B	3B	HR	RBI	SH	SF	HP	BB	SO	SB	CS	SLG	OBP	E
21	Springfield	AAC	.271	33	133	19	36	7	0	3	15	0	0	2	9	20	1	2	.391	.326	0
	Peoria	A+C	.429	4	14	0	6	3	0	0	3	0	0	2	2	3	0	0	.643	.556	0
	Palm Beach	ASE	.322	58	183	28	59	15	0	4	23	0	3	12	30	32	3	1	.470	.443	4
22	Springfield	TEX	.288	106	385	67	111	13	2	14	59	3	4	5	40	82	11	4	.359	.442	1
	Memphis	INT	.667	2	3	1	2	0	0	0	0	0	0	1	1	0	1	0	.800	.667	0
Minor League Totals			.298	203	718	115	214	38	2	21	100	3	7	22	82	137	16	7	.384	.444	5

CAREER HIGHLIGHTS

- Played for Great Britain in the 2023 World Baseball Classic
- Participated in early workouts and seminars as part of the team's Spring Training Early Program (STEP Camp)
- Named Cardinals Minor League Player of the Month for August 2022
- Hit for the Cycle on 8/9/2022 at Amarillo (4-for-5, 2B, 3B, HR, 4 RBI)
- Ranked among Cardinals minor league leaders in batting average, (6th, .291), runs (T-6, 68), hits (7th, 113), and home runs (T-10, 14) in 2022
- Selected as Cardinals organizational All-Star at OF in 2021 by MiLB.com
- Was teammates with fellow Cardinals farmhand RHP Gordon Graceffo on the North Adams SteepleCats of the New England Collegiate Baseball League in 2019, where he earned NECBL All-Star Team and All-NECBL First Team honors
- Tri-captain at Trinity College
- Brother, Mike, played baseball at Wheaton College and father, Chris, played baseball at UMass.

Irving LÓPEZ

INF

Height: 5'8"

Bats: S

Born: 6/30/1995 in Hermosillo, Sonora, MX

Weight: 189

Throws: R

School: Florida International

Birthplace/Resides: Mesa, AZ

Acquired: Selected in the 19th round (574th overall) of the 2017 First-Year Player Draft



YR	CLUB	LG	AVG	G	AB	R	H	2B	3B	HR	RBI	SH	SF	HP	BB	SO	SB	CS	SLG	OBP	E
17	Johnson City	APP	.287	50	178	37	51	7	2	5	27	3	3	9	19	25	5	3	.433	.378	6
	State College	NYP	.250	1	4	0	1	1	0	0	1	0	0	10	1	1	1	0	.500	.400	0
18	Peoria	MID	.273	77	289	46	79	20	1	4	26	1	3	13	31	54	2	2	.391	.366	6
	Palm Beach	FSL	.298	33	114	14	34	6	0	2	22	3	1	1	13	13	0	0	.404	.372	4
19	Memphis	PCL	.300	21	60	13	18	3	2	1	5	0	1	0	9	14	0	1	.467	.386	1
	Springfield	TEX	.255	84	302	50	77	15	4	10	30	2	0	14	20	63	1	1	.430	.330	3
20 MINOR LEAGUE SEASON CANCELLED -- COVID-19 PANDEMIC																					
21	Memphis	INT	.229	37	83	4	19	6	1	0	7	0	0	1	6	17	0	0	.325	.289	5
	Springfield	TEX	.235	43	149	19	35	4	2	3	19	3	2	5	9	40	2	0	.349	.297	7
22	Springfield	TEX	.253	49	150	20	38	8	0	2	17	0	2	3	22	27	4	1	.356	.347	4
	Memphis	INT	.263	26	80	13	21	5	0	1	7	0	0	4	8	15	1	0	.359	.363	2
Minor League Totals			.265	421	1409	216	373	75	12	28	161	12	12	50	138	269	16	8	.349	.395	38

CAREER HIGHLIGHTS

- Ranked among 2019 Springfield leaders in runs (2nd, 50), hits (4th, 77), doubles (3rd, 15), triples (2nd, 4), home runs (T-5, 10), total bases (2nd, 130) and extra-base hits (2nd, 29)
- Named a 2018 Midwest League Mid-Season All-Star
- Named a 2017 Appalachian League Post-Season All-Star
- Led Florida International with a .335 average and .394 on-base percentage as a junior (2016), and batted .327 in 114 games during his FIU career



Todd LOTT

OF



Height: 6'3 **Bats:** R **Born:** 8/22/1997 in Jacksonville, FL
Weight: 218 **Throws:** R **School:** University of Louisiana - Lafayette

Birthplace/Resides: Jacksonville, FL

Acquired: Cardinals 9th round selection (275th overall) in the 2019 MLB Draft

YR	CLUB	LG	AVG	G	AB	R	H	2B	3B	HR	RBI	SH	SF	HP	BB	SO	SB	CS	SLG	OBP	E
19	Johnson City	APP	.250	57	212	28	53	15	2	4	25	0	3	2	12	53	6	0	.293	.396	3
20	MINOR LEAGUE SEASON CANCELLED -- COVID-19 PANDEMIC																				
21	Palm Beach	FSL	.263	52	186	29	49	19	2	6	31	0	2	9	24	62	0	0	.371	.484	7
	Peoria	MID	.243	39	148	19	36	7	1	7	17	0	2	3	9	58	4	4	.296	.446	9
22	Palm Beach	FSL	.191	32	110	15	21	3	0	3	16	0	0	6	7	38	1	1	.300	.576	0
	Peoria	MID	.261	80	334	52	87	18	2	11	40	0	2	12	19	106	7	2	.322	.425	3
	Springfield	TEX	.191	32	110	15	21	3	0	3	16	0	0	6	7	38	1	1	.300	.276	0
Minor League Totals			.248	260	990	143	246	62	7	31	129	0	9	32	71	317	18	7	.419	.317	22

CAREER HIGHLIGHTS

- Ranked among Cardinals minor league leaders in runs (8th, 67), hits (T-8, 108), doubles (T-8, 21), and home runs (T-10, 14) in 2022
- Ranked among Cardinals minor league leaders in doubles (2nd, 26), triples (T-9, 3), home runs (10th, 13), and slugging pct. (10th, .467) in 2021
- First multi-HR game of his career was on 5/29/21 at Bradenton
- First Team All-Sun Belt Conference selection in 2019 batting .332, 8 HR, 48 RBI, and 14 SB
- Played for Hyannis during the 2018 Cape Cod League season and was selected to the All-Star Team and to participate in the Home Run Derby
- Nephew of Hall of Fame safety, Ronnie Lott

Connor LUNN

RHP



Height: 6'2 **Bats:** R **Born:** 7/8/1998 at La Jolla, CA
Weight: 245 **Throws:** R **School:** University of Southern California

Birthplace/Resides: Carlsbad, CA

Acquired: Selected in the 11th round (335th overall) of the 2019 First-Year Player Draft

YR	CLUB	LG	W-L	ERA	G	GS	CG	SHO	SV	IP	H	R	ER	HR	HB	BB	SO	WP	BK
19	State College	NYP	0-0	1.96	12	0	0	0	0	18.1	13	5	4	0	0	6	20	3	0
20	MINOR LEAGUE SEASON CANCELLED -- COVID-19 PANDEMIC																		
21	Peoria	MID	6-8	3.96	24	23	0	0	0	120.1	117	61	53	12	6	20	121	2	0
22	Springfield	TEX	4-7	6.61	21	17	0	0	0	81.2	104	65	60	15	5	24	78	2	0
Minor League Totals			10-15	4.78	57	40	0	0	0	220.1	234	131	117	27	11	50	219	7	0

CAREER HIGHLIGHTS

- Participated in early workouts and seminars as part of the team's Spring Training Early Program (STEP Camp)
- Selected as Cardinals organizational All-Star at RHSP by MiLB.com in 2021
- Ranked among Cardinals minor league leaders in games started (1st, 23), strikeouts (2nd, 121), SO/BB ratio (2nd, 6.05), innings pitched (3rd, 120.1), wins (T-6, 6), and WHIP (10th, 1.14) in 2021
- Finished 3rd in ERA, 2nd in WHIP, and T-3 in strikeouts among High-A Central pitchers
- Named First Team All-Pac-12 in 2019, leading USC with 83.0 innings (79 K)
- Earned a save in a combined no-hitter vs. Utah (3/15/18)
- Mother, Tracy, also attended USC



Michael MCGREEVY

RHP

Height: 6'5 **Bats:** R **Born:** 7/8/2000 in San Clemente, CA
Weight: 220 **Throws:** R **School:** Univ. of California - Santa Barbara
Birthplace/Resides: San Clemente, CA
Acquired: Selected in the 1st round (18th overall) of the 2021 MLB First-Year Player Draft



YR	CLUB	LG	W-L	ERA	G	GS	CG	SHO	SV	IP	H	R	ER	HR	HB	BB	SO	WP	BK
21	FCL Cardinals	FCL	0-2	10.80	2	2	0	0	0	1.2	4	2	2	0	0	1	3	1	0
	Palm Beach	FSL	0-0	9.00	5	5	0	0	0	6.0	10	6	6	1	0	1	4	0	0
22	Peoria	MID	3-1	2.58	8	8	1	0	0	45.1	41	14	13	1	1	4	41	0	0
	Springfield	TEX	6-4	4.64	20	20	0	0	0	99.0	109	55	51	14	0	26	76	4	2
Minor League Totals			9-7	4.26	35	35	1	0	0	152.0	164	88	82	16	1	32	124	5	2

CAREER HIGHLIGHTS

- Invited to Major League Spring Training for the first time in 2023
- Ranked as the Cardinals No. 9 prospect by *Baseball America*
- Rated as having the "Best Control" in the organization by *Baseball America*
- Led Cardinals minor leaguers in game starts (28) in 2022
- Ranked among organizational leaders in wins (T-4, 9), innings pitched (2nd 144.1), strikeouts (8th, 117), strikeouts/walk ratio (9th, 3.90), and walks/9 IP (2nd, 1.9)
- Named Midwest League Pitcher of the Week (April 11-17, 2022) and Pitcher of the Month for April
- Walked one batter or fewer in 18 starts, none in 10 outings in 2022
- Struck out career-high nine batters on 4/26/22 vs. Wisconsin
- Was a high school teammate of Andre Pallante at San Clemente (Calif.) High School and a college teammate of Cardinals minor league outfielder Tommy Jew (13th round, 2019) at UC Santa Barbara
- Named semifinalist for National Pitcher of the Year award by the College Baseball Foundation in 2021
- Two-time First Team All-Big West Conference: as a freshman in 2019 and again as a junior in 2021.
- Named 2019 First Team Freshman All-American by *Baseball America*

Zane MILLS

RHP

Height: 6'4 **Bats:** R **Born:** 7/4/2000 in Portland, OR
Weight: 224 **Throws:** R **School:** Washington State University
Birthplace/Resides: Pullman, WA
Acquired: Cardinals 4th round selection (120th overall) in the 2021 MLB Draft



YR	CLUB	LG	W-L	ERA	G	GS	CG	SHO	SV	IP	H	R	ER	HR	HB	BB	SO	WP	BK
21	FCL Cardinals	FCL	0-0	1.17	7	0	0	0	0	7.2	4	1	1	0	2	0	9	0	0
22	Palm Beach	FSL	1-2	3.48	7	7	0	0	0	41.1	44	17	16	3	2	7	35	2	0
	Peoria	MID	4-6	4.03	19	19	0	0	0	102.2	112	57	46	10	4	28	69	2	0
Minor League Totals			5-8	3.74	33	26	0	0	0	151.2	160	75	63	13	8	35	113	4	0

CAREER HIGHLIGHTS

- Enters the 2023 season as the Cardinals No. 27 prospect
- Participated in early workouts and seminars as part of the team's Spring Training Early Program (STEP Camp)
- Ranked among Cardinals minor league leaders in games started (T-2, 26) and innings pitched (3rd, 144.0) in 2022
- Named All-Pac-12 Pitcher of the Week twice in 2021
- Posted three double-digit strikeout games through 13 starts in 2021
- Matched Washington State modern-day record in 2021 with 13 strikeouts for a win at Dixie State
- Named Pac-12 Breakout Pitcher as a sophomore in 2020
- Played football in high school and earned First Team All-Portland Interscholastic League honors as a tight end



Pedro PAGES

C**Height:** 6'0"
Weight: 245**Bats:** R
Throws: R**Born:** 9/17/1988 in Maracay, Venezuela
School: Florida Atlantic University**Birthplace/Resides:** Miami, FL**Acquired:** Selected in the sixth round (185th overall) of the 2019 First-Year Player Draft

YR	CLUB	LG	AVG	G	AB	R	H	2B	3B	HR	RBI	SH	SF	HP	BB	SO	SB	CS	SLG	OBP	E
19	State College	NYP	.291	50	179	29	52	17	1	2	21	0	3	4	28	39	1	0	.430	.393	1
20	MINOR LEAGUE SEASON CANCELLED -- COVID-19 PANDEMIC																				
21	Peoria	MID	.249	80	301	28	75	12	1	9	39	0	2	7	34	82	1	2	.385	.337	12
22	Memphis	INT	.222	44	153	16	34	8	0	4	16	0	3	0	14	46	0	0	.353	.282	1
	Springfield	TEX	.232	42	138	22	32	7	0	6	28	0	4	1	24	56	1	0	.413	.341	3
Minor League Totals			.250	216	771	95	193	44	2	21	104	0	12	12	100	223	3	2	.394	.341	17

CAREER HIGHLIGHTS

- Has been invited to Major League Spring Training every season since being drafted
- Played in 13 games, starting 12 at catcher, for Salt River in the 2022 Arizona Fall League, posting a .279 batting average with a HR and 7 RBI
- Has reached base safely in 168-of-214 (78.5%) professional games with a plate appearance
- Has thrown out 28.8% (57 CS/198 SB AT) of attempted basestealers in his professional career
- Has not spent a day on the Injured List in his four years of professional baseball (216 games).
- In 2019, posted a 23-game on-base streak (8/2-31), 3rd-longest in New York-Penn League
- Ranked among NYP leaders in batting (7th), on-base percentage (6th), slugging (9th), OPS (.823, 7th) and doubles (T4th)
- Named Conference USA Defensive Player of the Year as a junior at Florida Atlantic
- One of 14 finalists for the Buster Posey National Collegiate Catcher of the Year Award in 2019

Inohan PANIAGUA

RHP**Height:** 6'1"
Weight: 179**Bats:** R
Throws: R**Born:** 2/6/2000 in Bonao, Dominican Republic**Birthplace/Resides:** Bonao, Dominican Republic**Acquired:** Signed by the Cardinals as an International free-agent on 12/22/2017

YR	CLUB	LG	W-L	ERA	G	GS	CG	SHO	SV	IP	H	R	ER	HR	HB	BB	SO	WP	BK
18	DSL Cardinals Blue	DSL	3-3	3.77	14	14	0	0	0	57.1	53	29	24	3	7	16	51	3	0
19	GCL Cardinals	GCL	2-5	5.98	11	9	0	0	0	49.2	59	40	33	3	6	16	47	8	0
	State College	NYP	0-0	10.13	2	2	0	0	0	5.1	7	6	6	0	0	6	1	1	0
20	MINOR LEAGUE SEASON CANCELLED -- COVID-19 PANDEMIC																		
21	Palm Beach	FSL	4-1	3.88	16	5	0	0	2	46.1	37	24	20	3	7	19	62	7	3
22	Palm Beach	FSL	6-4	2.18	17	17	0	0	0	99.0	72	33	24	4	14	23	107	4	2
	Peoria	MID	2-2	4.42	8	8	0	0	0	38.2	34	21	19	8	2	16	38	1	0
Minor League Totals			17-15	3.83	68	55	0	0	2	296.1	262	153	126	21	36	96	306	24	5

CAREER HIGHLIGHTS

- Enters the 2023 season as the Cardinals No. 16 prospect
- Participated in early workouts and seminars as part of the team's Spring Training Early Program (STEP Camp)
- Was one of 8 members of the fourth high school graduating class at the Cardinals Dominican Academy
- Named Cardinals Minor League Pitcher of the Month for both June and July 2022
- Florida State League Pitcher of the Week (July 4-10, 2022)
- Ranked among Cardinals minor league leaders in strikeouts (3rd, 145), innings pitched (5th, 137.2), WHIP (5th, 1.05) games started (T-5, 25), wins (6th, 8), and ERA (7th, 2.81)
- Ranked among Florida State League leaders in innings pitched (2nd) and strikeouts (5th)
- Last name means "bread and water" in Spanish



Chase PINDER

OF

Height: 5'10" **Bats:** R **Born:** 3/16/1996 in Poquoson, VA
Weight: 188 **Throws:** R **School:** Clemson University**Birthplace/Resides:** Suffolk, VA**Acquired:** Selected in the 7th round (214th overall) of the 2017 First-Year Player Draft

YR	CLUB	LG	AVG	G	AB	R	H	2B	3B	HR	RBI	SH	SF	HP	BB	SO	SB	CS	SLG	OBP	E
17	Johnson City	APP	.320	50	169	35	54	9	1	3	21	1	1	7	31	39	5	3	.438	.442	0
18	Palm Beach	FSL	.252	78	278	37	70	13	2	4	30	2	2	3	44	62	3	5	.356	.358	1
	Springfield	TEX	.267	11	30	2	8	0	0	0	1	0	0	0	4	7	0	0	.267	.353	0
19	Springfield	TEX	.160	14	50	4	8	0	0	0	1	1	0	0	5	19	0	0	.160	.236	2
	Palm Beach	FSL	.202	73	242	31	49	7	0	4	21	4	3	8	32	72	1	3	.281	.312	2
20	MINOR LEAGUE SEASON CANCELLED -- COVID-19 PANDEMIC																				
21	Springfield	AAC	.226	18	53	10	12	1	0	2	4	1	0	1	9	13	0	0	.359	.349	0
	FCL Cardinals	FCL	.182	5	11	3	2	1	0	1	1	0	0	2	4	0	0	0	.546	.471	0
22	Springfield	TEX	.278	62	209	39	58	14	0	10	52	0	4	2	53	56	5	5	.422	.488	2
	Memphis	INT	.138	11	29	2	4	2	0	1	4	0	1	0	5	4	1	0	.257	.310	0
Minor League Totals			.247	322	1071	163	265	47	3	25	135	8	11	23	187	272	15	16	.363	.367	7

CAREER HIGHLIGHTS

- Participated in early workouts and seminars as part of the team's Spring Training Early Program (STEP Camp) in 2019 and 2023
- Cardinals Minor League Co-Player of the Month for July 2022 -- .333 (22-for-66), 6 HR, 5 2B, 25 RBI, 21 BB, 20G (on base in 19)
- 13-game on-base streak from 7/14-8/4/22 (14-for-44, 3 HR, 13 RBI, 4 2B, 18 BB, 14 R)
- Ranked among Cardinals minor league leader in on-base pct. (5th, .403), walks (5th, 58), and OPS (9th, .869) in 2022
- In 2018, tied for 7th among Cardinals minor leaguers with 48 walks
- Older brother, Chad, is an infielder in the Cincinnati Red's organization, formerly with the Oakland A's, and is the former Texas League Player of the Year with Midland in 2015
- His father, Chris, played college baseball at Florida State and Virginia Commonwealth

Jack RALSTON

RHP

Height: 6'6" **Bats:** R **Born:** 8/13/1997 in Panorama City, CA
Weight: 240 **Throws:** R **School:** UCLA**Birthplace/Resides:** Panorama City, CA/Newhall, CA**Acquired:** Cardinals 7th round selection (215th overall) in the 2019 MLB Draft

YR	CLUB	LG	W-L	ERA	G	GS	CG	SHO	SV	IP	H	R	ER	HR	HB	BB	SO	WP	BK	
19	State College	NYP	1-0	1.07	17	0	0	0	5	25.1	12	4	3	0	0	7	26	1	3	
20	MINOR LEAGUE SEASON CANCELLED -- COVID-19 PANDEMIC																			
21	Peoria	A+C	2-5	3.49	28	11	0	0	2	67.0	41	28	26	4	1	36	101	9	0	
22	FCL Cardinals	FCL	0-0	0.00	2	1	0	0	0	2.0	0	0	0	0	1	1	2	2	0	
	Palm Beach	FSL	1-1	5.40	9	0	0	0	0	11.2	8	7	7	1	0	12	11	5	0	
	Peoria	MID	1-0	3.38	11	0	0	0	0	13.1	3	6	5	1	0	10	25	1	0	
Minor League Totals			5-6	3.09	67	12	0	0	7	119.1	64	4	41	6	2	67	165	18	3	

CAREER HIGHLIGHTS

- Ranked among Cardinals minor league leaders in opp. average (1st, .122) and SO/9 (7TH, 12.7) in 2022
- Ranked among Cardinals minor league leaders in opp. average (3rd, .171), SO/9 (3rd, 13.6), and strikeouts (10th, 101) in 2021
- Ranked T-9 among Cardinals minor league pitchers with five saves in 2019
- Dick Howser Trophy semi-finalist in 2019 while with UCLA
- Was the Bruins' first 10-game winner since 2015 and earned All-Pac-12 Honors in 2019
- Pitched out of the bullpen for the 2018 Cape Cod League Champion Wareham Gatemen
- Was 11-1 with a 2.55 ERA over 95.1 innings, striking out 107 batters in his final season with the Bruins
- Named 2015 L.A. Daily News All-Area Player of the Year



Nick RAPOSO

C

**Height:** 5'10"
Weight: 212**Bats:** R
Throws: R**Born:** 6/3/1998 in Providence, RI
School: Wheaton College (MA)**Birthplace/Resides:** Johnston, RI**Acquired:** Signed by the Cardinals as a non-drafted free agent on June 15, 2020

YR	CLUB	LG	AVG	G	AB	R	H	2B	3B	HR	RBI	SH	SF	HP	BB	SO	SB	CS	SLG	OBP	E
21	Springfield	TEX	.267	42	116	19	31	4	2	1	12	1	1	2	17	27	1	0	.362	.368	5
22	Springfield	TEX	.270	59	204	36	55	18	0	7	34	0	1	1	23	55	1	1	.461	.345	0
Minor League Totals			.269	101	320	55	86	22	2	8	46	1	2	3	40	82	2	1	.425	.353	5

CAREER HIGHLIGHTS

- Invited to Major League Spring Training for the first time in 2023 after playing first two seasons of professional baseball in Springfield
- Began his career in Double-A and has never played below that level
- Did not commit an error in 358 total chances at catcher in 2022
- Has thrown out 20.4% (10 CS/49 SB ATT) of attempted stolen bases in his professional career
- First career multi-HR games was on 7/23/22 at NW Arkansas -- (3-for-4, 2 HR, 1 2B, 5 RBI)
- Had a 10-game hitting streak from 6/22-7/14/22 -- .371 (13-for-35), 2 HR, 5 2B, 13 RBI
- Collected career-high 7 HR with 34 RBI in 2022, ranking 4th among Springfield members with 18 doubles despite ranking 13th on the team in games played (59)
- Reached base safely in a career-high 24 straight games (7/17-9/3/22), the longest streak for a Springfield player for the season
- Played college four years at Wheaton College and made it to the DIII College World Series as a freshman in 2017, batting 3-for-8
- Batted .434 as a sophomore at Wheaton and ranked 10th in the nation with 19 doubles
- Named All-New England All-Region First Team as announced by D3Baseball.com in 2018-19 and was Second Team All-American in 2018.

Chandler REDMOND

1B

**Height:** 6'1"
Weight: 221**Bats:** L
Throws: R**Born:** 1/9/1997 in Middletown, MD
School: Gardner-Webb University**Birthplace/Resides:** Cayce, SC**Acquired:** Selected in the 32nd round (965th overall) of the 2019 First-Year Player Draft

YR	CLUB	LG	AVG	G	AB	R	H	2B	3B	HR	RBI	SH	SF	HP	BB	SO	SB	CS	SLG	OBP	E
19	Johnson City	APP	.287	54	181	37	52	12	0	12	40	0	2	4	25	55	4	2	.552	.382	3
20 MINOR LEAGUE SEASON CANCELLED -- COVID-19 PANDEMIC																					
21	Springfield	TEX	.303	32	122	13	37	9	0	5	25	0	0	0	11	50	0	1	.500	.361	6
	Peoria	MID	.234	63	222	33	52	11	0	13	34	0	1	5	35	88	3	1	.460	.350	5
22	Springfield	TEX	.236	94	327	52	77	11	3	21	79	0	3	1	39	111	0	1	.316	.480	4
Minor League Totals			.256	244	852	135	218	43	3	51	178	0	6	10	110	304	7	5	.346	.493	18

CAREER HIGHLIGHTS

- Participated in early workouts and seminars as part of the team's Spring Training Early Program (STEP Camp)
- Hit for the "HR Cycle," on August 10, 2022 at Amarillo, making history with a 5-for-6, 4 HR 11 RBI franchise record-setting performance (HR & RBI), becoming just the second known player in the history of baseball to accomplish such a feat; the first was Cardinals Tyrone Horne with the then-Double-A affiliate, the Arkansas Travelers on July 27, 1998
- The bat used to hit for the Home Run Cycle is on display at the National Baseball Hall of Fame & Museum
- Led all MiLB with 4 grand slams in 2022
- Named Texas League Player of the Week for May 9-15, 2022
- Ranked among Cardinals minor league leaders in home runs (2nd, 21), RBI (3rd, 79), and slugging pct. (10th, .480)
- Ranked among Texas League leaders in home runs (T-7) and RBI (8th)
- Name 2019 Big South Conference Player of the Year after leading the league with 18 home runs, 59 RBI, and a .660 slugging pct.
- Ranked T-19 in NCAA D1 baseball in home runs and T-33 in slugging pct. during the 2019 season
- Set school record for single-season (18) and career (50) home runs in 2019
- Had six career multi-homer games in college.



Griffin ROBERTS

RHP

Height: 6'3" **Bats:** R **Born:** 6/3/1996 in Midlothian, VA
Weight: 210 **Throws:** R **School:** Wake Forest University

Birthplace/Resides: Hartfield, VA

Acquired: Selected as the Cardinals' Competitive Balance Round A Pick (43rd overall) in the 2018 First-Year Player Draft



YR	CLUB	LG	W-L	ERA	G	GS	CG	SHO	SV	IP	H	R	ER	HR	HB	BB	SO	WP	BK
18	GCL Cardinals	GCL	0-1	6.23	7	2	0	0	1	8.2	6	7	6	0	2	4	11	1	0
	Palm Beach	FSL	0-0	0.00	1	0	0	0	0	1.0	0	0	0	0	0	0	2	0	0
19	Palm Beach	FSL	1-7	6.44	15	13	0	0	0	65.2	79	53	47	3	17	35	36	3	0
20	MINOR LEAGUE SEASON CANCELLED -- COVID-19 PANDEMIC																		
21	Springfield	AAC	0-1	40.50	2	0	0	0	0	1.1	2	6	6	1	0	6	2	3	0
22	FCL Springfield	FCL	0-0	0.00	2	0	0	0	0	2.0	2	0	0	0	0	1	4	0	0
	Palm Beach	FSL	1-0	7.71	5	0	0	0	0	4.2	4	4	4	1	1	4	10	0	0
	Springfield	TEX	0-0	10.70	16	0	0	0	0	17.2	14	22	21	2	12	21	23	8	1
Minor League Totals			2-9	7.49	48	15	0	0	1	101.0	107	92	84	7	34	71	88	15	1

CAREER HIGHLIGHTS

- Was invited as a non-roster invitee to Major League Spring Training in 2020 and 2021
- Entered the 2020 season ranked as the Cardinals No. 27 prospect by *Baseball America*
- Made 4 starts for the Glendale Desert Dogs in the 2019 Arizona Fall League, where he had a 3.68 ERA and 18 strikeouts in 14.2 innings
- Originally a college walk-on at Wake Forest, he ascended to an All-ACC closer and later an All-ACC Friday night starter
- Broke the Wake Forest school record for strikeouts/9 IP in a career (12.39) and single-season (13.50) in 2017
- Was named 2nd Team All-Atlantic Coast Conference in 2018 and was a three-time ACC Pitcher of the Week
- Led ACC with 130 strikeouts in 2018 and ranked ninth in the NCAA, posting the second-highest season mark in Deamon Deacons history


Errol ROBINSON

INF

Height: 5'10 **Bats:** R **Born:** 10/01/1994 in Boyds, MD
Weight: 173 **Throws:** R **School:** University of Mississippi

Birthplace/Resides: Boyds, MD

Acquired: Signed by the Cardinals as a minor league free-agent on 7/22/2022



YR	CLUB	LG	AVG	G	AB	R	H	2B	3B	HR	RBI	SH	SF	HP	BB	SO	SB	CS	SLG	OBP	E
16	Ogden	PIO	.282	55	220	40	62	17	1	2	26	2	2	2	17	42	18	2	.336	.396	18
17	Great Lakes	MID	.247	22	77	13	19	5	1	3	13	0	3	0	6	21	6	1	.291	.455	6
	Rancho Cucamonga	CAL	.286	16	70	13	20	4	3	2	8	0	0	1	5	17	5	1	.342	.514	3
	Tulsa	TEX	.273	57	227	35	62	8	2	2	14	0	1	1	29	50	11	3	.357	.352	9
18	Tulsa	TEX	.247	117	433	53	107	14	1	10	50	0	2	3	37	104	18	9	.310	.353	21
19	Oklahoma City	PCL	.220	61	191	22	42	9	0	2	19	0	0	2	21	45	3	2	.304	.298	6
	Tulsa	TEX	.310	46	155	23	48	5	0	3	16	0	1	1	20	35	6	4	.390	.400	4
20	MINOR LEAGUE SEASON CANCELLED -- COVID-19 PANDEMIC																				
21	Louisville	INT	.177	36	102	13	18	4	1	1	7	0	0	0	17	33	2	1	.294	.265	5
	Chattanooga	SOU	.214	29	89	13	19	4	0	0	5	0	0	1	14	34	5	3	.327	.258	7
	Sioux City	AA	.204	14	49	4	10	1	0	1	7	0	0	0	4	11	2	1	.264	.286	1
22	Sussex County	FRO	.312	43	138	36	43	10	3	1	20	1	2	1	26	33	22	5	.419	.449	9
	Springfield	TEX	.269	39	119	21	32	4	0	1	12	0	0	1	25	42	12	3	.400	.328	7
Ind. League Totals			.283	57	187	40	53	11	3	2	27	1	2	1	30	44	24	6	.382	.406	10
Minor League Totals			.255	478	1683	246	429	74	9	26	170	2	0	12	191	423	86	9	.334	.356	86

CAREER HIGHLIGHTS

- Tied Springfield record with career-high 4 BB on 8/25 at NW Arkansas (1x1, 1 HR, 3 RBI, 4 R)
- Rated as the Dodgers No. 28 prospect and as the "Best Defensive Infielder" entering the 2018 season by *Baseball America's* "Best Tools" survey
- Originally selected by the Los Angeles Dodgers in the 6th round of the 2016 MLB Draft
- Acquired by the Cincinnati Reds from the Dodgers during the Triple-A Phase of the Rule 5 Draft on 12/10/20



Dionys RODRIGUEZ

RHP**Height:** 6'0**Bats:** L**Born:** 9/3/2000 in Pedro Brand, Dominican Republic**Weight:** 212**Throws:** R**Birthplace/Resides:** Pedro Brand, Dominican Republic**Acquired:** Signed by the Cardinals as an International free-agent on 5/14/2018

YR	CLUB	LG	W-L	ERA	G	GS	CG	SHO	SV	IP	H	R	ER	HR	HB	BB	SO	WP	BK
18	DSL Cardinals Blue	DSL	0-0	13.50	3	0	0	0	1	3.1	4	6	5	0	0	7	4	1	0
	DSL Cardinals Red	DSL	4-0	6.43	16	0	0	0	1	21.0	17	18	15	1	5	25	22	5	0
19	DSL Cardinals Red	DSL	2-1	5.88	17	0	0	0	2	26.0	18	20	17	1	0	19	32	7	1
20	MINOR LEAGUE SEASON CANCELLED -- COVID 19 PANDEMIC																		
21	Palm Beach	FSL	4-5	3.36	22	21	0	0	0	69.2	52	28	26	5	5	22	88	4	1
22	Peoria	MID	3-11	4.59	27	25	0	0	0	121.2	110	67	62	14	8	53	119	3	1
Minor League Totals			13-17	4.66	85	37	0	0	4	241.2	201	139	125	21	18	126	265	20	3

CAREER HIGHLIGHTS

- Rated as the Cardinals No. 21 prospect entering the 2022 season
- Ranked among Cardinals minor league leaders in games start (T-5, 25) and strikeouts (7th, 119)
- Ranked among Midwest League leaders in starts (1st), innings pitched (2nd), opp. average (7th, .235) ERA (8th), and WHIP (8th, 1.34)
- Ranked among Cardinals minor league leaders in WHIP (8th, 1.06), opp. average (9th, .201), and SO/BB ratio (10th, 4.00) in 2021

Leonardo TAVERAS

RHP**Height:** 6'5**Bats:** R**Birthdate:** 9/7/1998 in La Vega, Dominican Republic**Weight:** 223**Throws:** R**Birthplace/Resides:** La Vega, Dominican Republic**Acquired:** Signed by the Cardinals as an International free-agent on 9/12/2016

YR	CLUB	LG	W-L	ERA	G	GS	CG	SHO	SV	IP	H	R	ER	HR	HB	BB	SO	WP	BK
17	DSL Cardinals	DSL	1-0	10.13	14	0	0	0	0	18.2	25	25	21	2	1	20	14	4	2
18	DSL Cardinals Blue	DSL	5-1	2.89	23	0	0	0	8	37.1	26	15	12	2	1	24	44	6	0
19	Johnson City	APP	0-0	0.00	3	0	0	0	0	3.0	0	0	0	0	2	0	7	1	0
	State College	NYP	1-1	3.68	6	0	0	0	1	7.1	3	5	3	0	3	4	10	1	0
	Peoria	MID	1-0	4.50	6	0	0	0	3	8.0	9	4	4	0	1	7	13	1	0
	Palm Beach	FSL	0-0	7.71	6	0	0	0	0	8.0	7	6	6	0	3	13	13	3	1
20	MINOR LEAGUE SEASON CANCELLED -- COVID 19 PANDEMIC																		
21	Peoria	MID	1-6	6.22	41	0	0	0	3	46.1	34	34	32	5	7	54	64	9	0
22	Peoria	MID	3-2	5.49	28	0	0	0	4	41.0	36	29	35	4	3	28	67	1	1
	Springfield	TEX	0-0	6.75	7	0	0	0	0	9.1	4	7	7	1	0	11	10	2	0
Minor League Totals			12-10	5.56	134	0	0	0	19	178.0	144	125	110	14	21	161	242	28	4

CAREER HIGHLIGHTS

- Ranked among Cardinals minor league leaders in SO/9 (5th, 13.8) in 2022
- Ranked among Cardinals minor league leaders in game (T-2, 41) and SO/9 (9th, 12.4) in 2021
- Ranked T-3 in the Dominican Summer League with 8 saves in 2018
- Ranked T-6 among Cardinals minor league pitchers in saves (8) in 2018]
- Made one appearance in the DSL playoffs, pitching 1.1 innings, walking three and striking out three



Justin TOERNER

OF

Height: 5'11"
Weight: 180Bats: L
Throws: LBorn: 8/11/1996 in Scottsdale, AZ
School: Cal State-Northridge

Birthplace/Resides: Temecula, CA

Acquired: Selected in the 28th round (843rd overall) of the 2018 First-Year Player Draft



YR	CLUB	LG	AVG	G	AB	R	H	2B	3B	HR	RBI	SH	SF	HP	BB	SO	SB	CS	SLG	OBP	E
18	State College	NYP	.292	50	171	26	50	5	1	10	2	1	4	24	34	11	2	.351	.390	1	
	Palm Beach	FSL	.300	10	40	8	12	5	0	0	3	0	0	5	9	0	0	.425	.391	0	
	Peoria	MID	.500	7	20	4	10	0	1	0	4	0	0	1	5	2	0	.600	.600	0	
19	Palm Beach	FSL	.290	54	193	39	56	5	1	4	29	2	2	5	33	50	4	.389	.403	1	
	Springfield	TEX	.211	49	166	30	35	5	0	7	18	1	0	4	28	55	10	.367	.338	0	
20	MINOR LEAGUE SEASON CANCELLED -- COVID-19 PANDEMIC																				
21	Memphis	AAAE	.250	11	28	3	7	1	1	1	5	1	0	1	3	9	0	.464	.344	0	
	Springfield	AAC	.210	71	243	36	51	11	0	7	27	1	0	8	37	82	3	.342	.333	0	
22	Memphis	INT	.185	23	65	11	12	2	0	1	8	2	3	2	9	24	1	.291	.262	0	
	Springfield	TEX	.236	66	212	41	50	11	0	6	34	0	1	10	37	75	9	.396	.373	2	
Minor League Totals			.249	341	1138	198	283	45	4	27	138	9	7	35	191	340	38	15	.371	.366	4

CAREER HIGHLIGHTS

- Ranked among Cardinals leaders in walks (8th, 56) in 2022
- Non-roster invitee to Major League Spring Training in 2021
- Participated in early workouts and seminars as part of the Cardinals two-week Instructional Camp in January 2020
- Entered the 2020 season ranked at the Cardinals No. 29 prospect by Baseball America
- First career multi-HR game was on 9/5/21 at Tulsa -- 3-for-4, 2 HR, 4 RBI
- Twice robbed Tulsa OF Cody Thomas of would-be HRs by making game-ending catches while jumping into the RF bullpen at ONEOK Field on 7/10/19 and 8/13/19
- Named 2019 FSL Midseason All-Star with Palm Beach
- Named the Cardinals Minor League Player of Month for April, 2019 - .394 (28x71), 2 HR, 16 RBI, 5 2B, 21 G with Palm Beach

Nick TROGRLIC-IVERSON

RHP

Height: 6'1

Bats: R

Birthdate: 10/3/1997 in Oakville, Ontario, Canada


Weight: 201

Throws: R

School: Gonzaga

Birthplace/Resides: Spokane, WA

Acquired: Signed by the Cardinals as a non-drafted minor league free-agent on 6/16/2020



YR	CLUB	LG	W-L	ERA	G	GS	CG	SHO	SV	IP	H	R	ER	HR	HB	BB	SO	WP	BK	
20	MINOR LEAGUE SEASON CANCELLED -- COVID 19 PANDEMIC																			
21	Palm Beach	FSL	0-1	2.25	3	3	0	0	0	16.0	11	6	4	1	1	5	11	0	0	
	Peoria	MID	6-5	5.10	21	11	0	0	0	67.0	92	41	38	9	3	24	50	2	0	
22	Peoria	MID	4-4	3.33	31	0	0	0	4	70.1	62	29	26	4	4	17	67	2	0	
Minor League Totals			10-10	3.99	55	14	0	0	4	153.1	165	76	68	14	8	46	128	4	0	

CAREER HIGHLIGHTS

- Ranked among Cardinals minor league leaders in in SO/BB ratio (7th, 3.94) and WHIP (9th, 1.12)
- Named Midwest League Pitcher of the Week for August 15-21, 2022 -- 7.0 IP, 2 H, 0 R, 1 BB, 9 SO
- Ranked among Cardinals minor league leaders in wins (T-6, 6) in 2021
- Played at Central Arizona CC before Gonzaga and was named the Vaqueros Male Athlete of the Year as a sophomore



Masyn WINN

INF

**Height:** 5'10" **Bats:** R **Born:** 3/21/2002 in Katy, TX**Weight:** 180 **Throws:** R **School:** Kingwood HS (TX)**Birthplace/Resides:** Kingwood, TX**Acquired:** Selected by the Cardinals in the second round (54th overall) of the 2020 First-Year Player Draft

YR	CLUB	LG	AVG	G	AB	R	H	2B	3B	HR	RBI	SH	SF	HP	BB	SO	SB	CS	SLG	OBP	E
21	Peoria	MID	.210	36	148	26	31	4	2	2	10	0	0	0	6	40	16	3	.304	.240	6
	Palm Beach	FSL	.262	61	237	50	62	15	3	3	34	0	4	3	40	60	16	2	.388	.370	18
22	Peoria	MID	.349	33	129	22	45	11	7	1	15	1	3	1	13	29	15	0	.566	.404	8
	Springfield	TEX	.258	86	345	69	89	25	1	11	48	2	5	1	50	86	28	5	.432	.349	6
Minor League Totals			.264	217	859	167	227	55	13	17	107	3	12	5	109	215	75	10	.418	.346	38

CAREER HIGHLIGHTS

- Invited to Major League Spring Training for the first time in 2023; entered camp as the 4th-youngest player behind Jeremy Rivas, Tink Hence, and Jordan Walker
- Originally selected by St. Louis in 2020 as a two-way player; made the full transition to shortstop in 2022
- Enters 2023 rated as the Cardinals No. 8 prospect; was listed as the "Best Athlete," "Fastest Baserunner," & "Best Infield Arm" in the Cardinals organization in *Baseball America's* "Best Tools" survey
- Led 2022 minor leaguers in doubles (36) and triples (8), and ranked among organizational leaders in runs scored (2nd, 91), games played (T-5, 119), hits (3rd, 134), stolen bases (2nd, 43), walks (T-2, 63), total bases (4th, 222), and sac flies (T-2, 8)
- Was 43-for-48 in stolen base attempts; Swiped 28 bases in 33 attempts for Springfield (7th in Texas League)
- Led Texas League shortstops with .983 fielding pct.
- Batted 8th and started at shortstop for the National League in the SiriusXM All-Star Futures Game at Dodger Stadium, going 0-for-2
- Missiled a 100.5 mph throw from shortstop at the SiriusXM All-Star Futures Game, breaking the record for the hardest infield throw since Statcast began tracking in 2015
- Is the only MLB/MiLB infielder to record a 100+ mph throw (2015-present), which also topped the previous Statcast record set by Pittsburgh's Oneil Cruz (97.8 mph) earlier in the week
- Played for Salt River in the prospect-laden Arizona Fall League and earned a selection to the Fall Stars Game
- Recognized by *Baseball America* as the Cardinals "Best Infield Arm" & "Best Athlete" for the third straight season (2021-23), according to "Best Infield Arm Tools & Ratings;" was rated "Best Infield Arm" in the 2022 Texas League, 2022 Midwest League, & 2021 Florida State League by league managers
- Received an 80-grade arm tool by *Baseball America* for the last two seasons (2022-23); since 2018, is the only Top 100 prospect across all of Major League Baseball to boast an 80-grade arm tool
- Is the only shortstop in *Baseball America* history to receive an 80-grade arm tool since BA began assigning full 20-to-80 tool grades for prospects (2018-present)
- Signed his college letter of intent to attend the University of Arkansas with fellow Cardinals farmhand Tink Hence
- Was a summer ball and showcase teammate of Cardinals 2020 draft picks Jordan Walker and Tink Hence



Michael YASENKA

RHP
Height: 6'2
Weight: 217

Bats: R
Throws: R

Born: 5/26/1998 in Franklin, PA
School: Eastern Illinois University

Birthplace/Resides: Franklin, PA

Acquired: Cardinals 17th round selection (515th overall) in the 2019 MLB Draft

YR	CLUB	LG	W-L	ERA	G	GS	CG	SHO	SV	IP	H	R	ER	HR	HB	BB	SO	WP	BK
19	Johnson City	APP	2-1	0.56	7	6	1	0	0	32.1	21	7	2	1	4	6	37	4	0
	State College	NYP	1-1	2.45	3	3	0	0	0	14.2	9	5	4	0	0	7	12	1	0
20	MINOR LEAGUE SEASON CANCELLED -- COVID 19 PANDEMIC																		
21	Peoria	MID	1-9	6.11	24	21	0	0	0	95.2	92	75	65	17	4	57	103	5	0
22	Peoria	MID	1-0	5.19	12	0	0	0	0	26.0	24	15	15	6	2	5	26	2	0
	Springfield	TEX	1-0	6.75	19	0	0	0	0	32.0	30	25	24	6	4	25	36	5	0
Minor League Totals			6-11	4.93	65	29	1	0	0	200.2	176	127	110	30	14	100	214	17	0

CAREER HIGHLIGHTS

- High-A Central Pitcher of the Week for July 5-11, 2021
- Ranked among Cardinals minor league leaders in games started (T-3, 21), innings pitched (8th, 95.2) and strikeouts (8th, 203)
- Cardinals Minor League Pitcher of the Month for July 2019
- Led all Cardinals minor league pitchers in WHIP (0.92), while ranking 2nd in strikeout/walk ratio (10th, 3.8) in 2019
- Struck out a career-high 10 batters over 7.0 innings at Kingsport on July 24, 2019
- Carried an 0.56 ERA in seven appearances (5 starts) into the season over his first 32.1 innings
- Did not allow more than 2 earned runs in any appearance in 2019
- Struck out 100 batters in 2019 while at Eastern Illinois, the 3rd pitcher in EIU history to post triple-digit strikeouts in a single season

PRONUNCIATIONS

NAME	PRONUNCIATION
Michael Antico.....	an-TEE-koh
Jacob Buchberger.....	BUSH-ber-gher
Gianluca Dalatri.....	jaan-LEW-kuh duh-LAW-tree
Andre Granillo	gruh-NEE-oh
Inohan Paniagua.....	ee-NO-hahn pan-ee-AW-gwah
Dionys Rodriguez.....	dee-OH-nihs
Justin Toerner	TUR-ner
Nick Trogrlic-Iverson	TROE-ger-lik
Nick Raposo.....	ruh-POH-so
Pedro Pages	paw-hezz

2022 SEASON REVIEW



BRENDAN DONOVAN



2022 Review

Statistics/Results

2022 Texas League Standings

	WON	LOST	PCT.	GB	MANAGER
NORTH DIVISION					
Wichita Wind Surge (MIN)	78	59	.565	--	Ramon Borrego
Arkansas Travelers (SEA)	73	65	.529	5.5	Collin Cowgill
Tulsa Drillers (LAD)	69	67	.507	8.5	Scott Hennessey
Springfield Cardinals (STL)	68	70	.493	10.5	Jose Leger
NW Arkansas	58	79	.423	20.0	Chris Widger
SOUTH DIVISION					
Frisco RoughRiders (TEX)	74	63	.540	--	Jared Goedert
San Antonio Missions (SD)	68	68	.500	5.5	Phillip Wellman
Amarillo Sod Poodles (ARI)	68	69	.496	6.0	Shawn Roof
Midland Rockhounds (OAK)	66	71	.482	8.0	Bobby Crosby
Corpus Christi Hooks (HOU)	63	74	.460	11.0	Gregorio Petit

2022 PLAYOFFS

Wichita Wind Surge beat Tulsa Drillers 2-0 in North Division Finals
 Frisco RoughRiders beat San Antonio Missions 2-0 in South Division Finals
 Frisco RoughRiders defeat Wichita Wind Surge 7-5 in Texas League Championship Series

2022 Texas League Final Attendances

	TOTAL	AVERAGE	HOME RECORD
Amarillo Sod Poodles	379,029	5,493	34-35
Tulsa Drillers	357,200	5,495	36-33
Frisco RoughRiders	341,243	5,018	35-34
Arkansas Travelers	300,042	4,478	41-28
San Antonio Missions	272,144	4,123	31-36
Springfield Cardinals	259,044	3,754	31-38
Corpus Christi Hooks	257,991	3,909	32-36
Northwest Arkansas Naturals	240,615	3,538	27-41
Midland Rockhounds	226,249	3,428	32-36
Wichita Wind Surge	220,528	3,341	43-26



2022 CARDINALS FIRST HALF DAY-TO-DAY

DATE	G	OPP	W-L	SCORE	REC	POS	GA/GB	WINNER	LOSER	SAVE	ATT.	TOTAL ATT.
4/8	1	NWA	L	8-11	0-1	t3	-1.0	Sotillet	Black		3,682	3,682
4/9	2	NWA	W	14-11	1-1	t2	-1.0	Quezada	Venezian		3,037	6,719
4/10	3	NWA	W	10-5	2-1	2	-1.0	Brettell	Zerpa		2,760	9,479
4/11	4	ARK	L	3-4	2-2	t2	-1.5	Sweet	Black	Ellingson	3,407	3,407
4/12	5	ARK	W	6-3	3-2	2	-0.5	Escobar	Kaminsky	Pacheco	7,190	10,597
4/13	6	ARK	L	8-0	3-3	t3	-1.5	Kirby	Lunn		2,572	13,169
4/14	7	ARK	L	2-3	3-4	4	-1.5	Stoudt	Pike	Kuhn	4,565	17,734
4/15	8	ARK	L	5-6	3-5	4	-2.5	Shipley	Leahy	Stryffeler	5,543	23,277
4/16	9	ARK	W	4-0	4-5	t3	-2.0	Robles	Dollard		4,124	27,401
4/19	10	TUL	L	2-4	4-6	4	-3.0	Plunkett	Williams	Zuniga	3,879	13,358
4/20	11	TUL	L	5-7	4-7	t4	-4.0	Dodson	Lunn	Zuniga	3,395	16,753
4/21	12	TUL	W	9-6	5-7	4	-3.0	Roach	Varland	Pacheco	3,689	20,442
4/22	13	TUL	L	7-10	5-8	t4	-4.0	Washington	Leahy	Ochsenbein	4,680	25,122
4/23	14	TUL	L	8-16	5-9	5	-5.0	Rooney	Robles		5,295	30,417
4/24	15	TUL	W	12-8	6-9	5	-4.0	Escobar	Miller		4,416	34,833
4/26	16	SA	W	5-1	7-9	t4	-3.0	Lunn	Lawson		4,047	31,448
4/27	17	SA	L	1-4	7-10	5	-4.0	Matos	Roach	Felipe	2,154	33,602
4/28	18	SA	L	0-1	7-11	5	-4.0	Waldron	Leahy	Kopps	4,235	37,837
4/29	19	SA	W	7-6	8-11	5	-4.0	Black	Fox	Pacheco	6,531	44,368
4/30	20	SA	L	3-7	8-12	5	-4.0	Hernandez	Escobar		5,208	49,576
5/1	21	SA	W	6-0	9-12	t4	-4.0	Lunn	Lawson		7,362	56,938
5/3	22	NWA	W	12-5	10-12	t3	-3.5	Roach	Veneziano		3,701	38,534
5/4	23	NWA	L	3-13	10-13	5	-4.0	Martinez	Leahy		3,131	41,665
5/5	24	NWA	L	6-9	10-14	5	-4.5	Del Rosario	Black	Pennington	3,125	44,790
5/6	25	NWA	W	2-1	11-14	5	-5.0	Pike	Capps	Pacheco	3,165	47,955
5/7	26	NWA	L	4-0	11-15	5	-6.0	Parrish	Lunn		4,375	52,330
5/8	27	NWA	L	5-9	11-16	5	-5.5	Pennington	Pacheco		3,922	56,252
5/10	28	AMA	W	11-10	12-16	5	-4.5	Leahy	Jarvis	Pacheco	5,283	61,535
5/11	29	AMA	L	4-9	12-17	5	-5.5	Weiss	Pike		4,526	66,061
5/12	30	AMA	L(10)	2-5	12-18	5	-6.5	Rogers	Pacheco		4,153	70,214
5/13	31	AMA	W	12-8	13-18	5	-5.5	Kealey	Curtis		3,126	73,340
5/14	32	AMA	L	3-5	13-19	5	-6.5	Cecconi	Roach	Workman	3,689	77,029
5/15	33	AMA	W(11)	7-6	14-19	t4	-6.0	Black	Tice		3,781	80,810
5/17	34	WCH	L	9-11	14-20	5	-7.0	Funderburk	Kealey	Cruz	2,322	83,132
5/18	35	WCH	L(11)	6-7	14-21	5	-8.0	Gross	Pacheco		2,047	61,307
5/19	36	WCH	L	5-6	14-22	5	-9.0	Sisk	Kealey		2,886	64,193
5/20	37	WCH	W	5-3	15-22	5	-8.0	Brettell	Cruz	Black	4,148	68,341
5/21	38	WCH	W	9-7	16-22	5	-7.5	Leahy	Gross	Pacheco	3,198	71,539
5/22	39	WCH	L	1-2	16-23	5	-8.5	Sammons	Loutos		4,246	75,785
5/25	40	TUL	W	7-4	17-23	5	-7.5	Brettell	Drury	Pacheco	3,427	79,212
5/26	41	TUL	L	6-8	17-24	5	-8.5	Gamboia	McGreevy		4,799	84,011
5/27	42	TUL	W(7)	3-2	18-24	--	--	Graceffo	Knack		--	--
5/27	43	TUL	L(7)	0-2	18-25	5	-8.5	Martinez	Robles	Robertson	7,060	91,071
5/28	44	TUL	L(10)	4-3	18-26	5	-9.5	Ochsenbein	Pacheco		7,218	98,289
5/29	45	TUL	W	11-4	19-26	5	-8.5	Leahy	Rooney		6,320	104,609
5/31	46	ARK	L	4-9	19-27	5	-8.5	Dollard	Escobar		4,137	84,947
6/1	47	ARK	W	7-1	20-27	5	-8.0	McGreevy	Jones		3,376	88,323
6/2	48	ARK	L	5-16	20-28	5	-9.0	Sweet	Graceffo		4,163	92,486
6/3	49	ARK	L	1-3	20-29	5	-9.0	Kolek	Roach	Stryffeler	4,802	97,288
6/4	50	ARK	L	3-8	20-30	5	-10.0	Onyshko	Leahy		5,470	102,758
6/5	51	ARK	L	0-6	20-31	5	-11.0	Dollard	Escobar		3,952	106,710
6/7	52	MID	W	7-3	21-31	5	-10.0	McGreevy	Leal		2,147	106,756
6/8	53	MID	L	2-4	21-32	5	-10.5	Danielak	Pike	Acton	2,675	109,431
6/9	54	MID	L	5-14	21-33	5	-11.0	Cushing	Roach		4,039	113,470
6/10	55	MID	L	3-5	21-34	5	-12.0	Plunkett	Leahy	Conley	4,874	118,344
6/11	56	MID	W	8-1	22-34	5	-11.0	Escobar	Milburn		4,979	123,323
6/12	57	MID	W(10)	7-4	23-34	5	-10.0	Pacheco	Acton	Loutos	2,124	125,447
6/14	58	CC	W	3-0	24-34	5	-9.0	Graceffo	Melendez	Pacheco	4,118	110,828
6/15	59	CC	W	10-8	25-34	5	-8.5	Loutos	Torres		1,684	112,512
6/16	60	CC	L	3-5	25-35	5	-9.0	Sprinkle	Williams	Conn	3,531	116,043
6/17	61	CC	L	10-11	25-36	5	-10.0	Bravo	Robles	Casey	3,689	119,732
6/18	62	CC	L	5-10	25-37	5	-11.0	Henderson	McGreevy		3,750	123,482
6/19	63	CC	L	2-4	25-38	5	-12.0	Melendez	Pacheco		2,815	126,297
6/21	64	NWA	W	5-3	26-38	5	-12.0	Black	Biasi	Loutos	2,429	127,776
6/22	65	NWA	W	9-6	27-38	5	-11.0	Williams	Klein		2,532	130,408
6/23	66	NWA	W	11-2	28-38	5	-11.0	Escobar	Marsh		2,750	133,158
6/24	67	NWA	W	7-1	29-38	5	-11.0	McGreevy	Zerpa		4,355	137,513
6/25	68	NWA	W	13-10	30-38	5	-11.0	Graceffo	Murdock	Loutos	3,242	140,755
6/26	69	NWA	W	8-2	31-38	5	-11.0	Leahy	Veneziano		2,302	143,057

FIRST HALF RECORD: 31-38



2022 CARDINALS SECOND HALF DAY-TO-DAY

DATE	G	OPP	W-L	SCORE	REC	POS	GA/GB	WINNER	LOSER	SAVE	ATT.	TOTAL ATT.
6/28	1	WCH	W	12-8	1-0	t1	--	Robles	Gore		3,519	129,816
6/29	2	WCH	L	1-10	1-1	t2	-1.0	Laweryson	Escobar		2,177	131,993
6/30	3	WCH	L	6-7	1-2	t3	-1.0	Acosta	Roach	Gore	2,669	134,662
7/1	4	WCH	W	5-1	2-2	t1	--	Graceffo	Gipson-LongPike		3,712	138,741
7/2	5	WCH	W	5-4	3-2	t1	--	Beller	German		3,460	141,834
7/3	6	WCH	L(8)	9-10	3-3	t2	-1.0	Gore	Brettell	Sammons	4,747	146,581
7/4	7	ARK	L	4-13	3-4	t3	-2.0	Dollard	Escobar		7,424	150,481
7/6	8	ARK	W	9-5	4-4	3	-1.0	McGreevy	Jones	Roach	3,556	154,037
7/7	9	ARK	L(10)	5-6	4-5	t2	-2.0	Sweet	Roach		3,184	157,221
7/8	10	ARK	W	8-2	5-5	t2	-1.0	Leahy	Stoudt	Robles	4,014	161,235
7/9	11	ARK	L	2-5	5-6	t2	-2.0	Hancock	Lunn	Stryffeler	4,188	165,423
7/10	12	ARK	W	4-1	6-6	2	-1.0	Escobar	Sweet	Gragg	3,401	168,824
7/12	13	TUL	W	7-6	7-6	t1	--	McGreevy	Martinez	Roach	2,822	149,403
7/13	14	TUL	W	3-1	8-6	1	+1.0	Graceffo	Stone	Pike	1,711	151,114
7/14	15	TUL	W	13-5	9-6	1	+1.0	Leahy	Rooney		3,513	154,627
7/15	16	TUL	L	4-6	9-7	t1	--	Gamboa	Lunn	Zuniga	4,504	159,131
7/16	17	TUL	W	15-5	10-7	t1	--	Escobar	Knack	Gragg	4,131	163,262
7/17	18	TUL	L	14-16	10-8	2	-1.0	Zuniga	Robles		2,875	166,137
7/22	19	NWA	W	11-4	11-8	2	-1.0	Leahy	Hoffman	Gragg	4,684	173,508
7/23	20	NWA	W	7-4	12-8	t1	--	Lunn	Veneziano		3,133	176,641
7/24	21	NWA	W	11-4	13-8	1	+1.0	Escobar	Marsh		2,855	179,496
7/26	22	FRI	L	6-10	13-9	t1	--	Polley	Robles		2,484	168,621
7/27	23	FRI	L	2-5	13-10	t1	--	Jones	Graceffo		2,340	170,961
7/28	24	FRI	W	9-4	14-10	t1	--	Beller	Thomas		3,312	174,273
7/29	25	FRI	W	12-6	15-10	1	+1.0	Brettell	Slaten		4,692	178,965
7/30	26	FRI	L	1-4	15-11	t1	t1	Leiter	Escobar	Anderson	5,711	184,676
7/31	27	FRI	L	12-14	15-12	2	-1.0	Weems	McGreevy	Ozuna	2,549	187,225
8/2	28	CC	L	0-10	15-13	2	-1.0	Chaidez	Graceffo		2,654	182,150
8/3	29	CC	L	4-5	15-14	2	-1.0	Henderson	Leahy	Horrell	2,605	184,755
8/4	30	CC	L	2-7	15-15	2	-2.0	Brown	Lunn		3,512	188,267
8/5	31	CC	L	6-7	15-16	t2	-3.0	Bravo	Escobar	Torres	5,476	193,743
8/6	32	CC	W	5-1	16-16	t2	-3.0	Pike	Robaina	Gragg	5,377	199,120
8/7	33	CC	W(10)	3-2	17-16	2	-3.0	Roach	Ruppenthal		3,123	202,243
8/9	34	AMA	W	11-9	18-16	2	-3.0	Pike	Rogers	Roach	4,960	207,203
8/10	35	AMA	W	21-4	19-16	2	-2.0	Robles	Cecconi		5,134	212,337
8/11	36	AMA	L	2-6	19-17	2	-3.0	Walston	Escobar	Backhus	5,574	217,911
8/12	37	AMA	L	7-10	19-18	2	-4.0	Rice	Pike	Rogers	6,142	224,053
8/13	38	AMA	L	3-5	19-19	2	-5.0	Teller	Roach	Lemieux	6,512	230,565
8/14	39	AMA	W	15-11	20-19	2	-5.0	Leahy	Jarvis		5,842	236,407
8/16	40	ARK	W(8)	2-1	21-19	2	-5.0	Robles	Kolek		3,216	190,441
8/17	41	ARK	L	6-7	21-20	2	-6.0	Dollard	Escobar	Kober	2,256	192,697
8/18	42	ARK	W	5-4	22-20	2	-5.0	Roach	Campbell		3,559	196,256
8/19	43	ARK	L	1-15	22-21	2	-6.0	Miller	Graceffo		5,414	201,670
8/20	44	ARK	W(5)	8-5	23-21	2	-6.0	Pike	Hancock		5,648	207,318
8/21	45	ARK	W	6-5	24-21	2	-6.0	Brettell	Campbell	Roach	3,588	210,906
8/23	46	NWA	L	7-8	24-22	2	-6.0	Woods	Brettell	Del Rosario	2,253	238,660
8/24	47	NWA	W	18-7	25-22	2	-6.0	McGreevy	Marsh		2,382	241,042
8/25	48	NWA	W	14-6	26-22	2	-5.0	YaSenka	Kalich	Brettell	3,581	244,623
8/26	49	NWA	L	4-6	26-23	2	-5.0	Del Rosario	Roach		4,767	249,390
8/27	50	NWA	W	2-1	27-23	2	-5.0	Beller	Sikkema	Roach	5,516	254,906
8/28	51	NWA	L	2-7	27-24	2	-5.0	Bowlan	Escobar		4,009	258,915
8/30	52	WCH	W	7-6	28-24	2	-4.0	Pike	Cruz	Roach	4,332	215,238
8/31	53	WCH	L	4-5	28-25	2	-5.0	Phillips	Brettell	Legumina	2,437	217,675
9/1	54	WCH	L	8-12	28-26	t2	-6.0	Gore	Gragg		3,976	221,651
9/2	55	WCH	L	2-7	28-27	t2	-7.0	Phillips	Beller		3,846	225,497
9/3	56	WCH	W	8-2	29-27	t2	-6.0	Leahy	Headrick	Pike	3,857	229,354
9/4	57	WCH	W(10)	4-3	30-27	2	-5.0	Roach	Cruz		3,091	232,445
9/6	58	SA	L	4-8	30-28	t2	-5.0	Gavin	Lunn		3,593	236,038
9/7	59	SA	L	0-7	30-29	t2	-6.0	Henry	McGreevy		2,840	238,878
9/8	60	SA	W	6-3	31-29	t2	-5.0	Roach	Mayberry		3,423	242,301
9/9	61	SA	W	6-5	32-29	t2	-5.0	Graceffo	Eshelman	Granillo	5,418	247,719
9/10	62	SA	W	8-6	33-29	2	-5.0	Leahy	Wolf		6,783	254,502
9/11	63	SA	L	1-4	33-30	2	-6.0	Komar	Escobar	Bachar	4,542	259,044
9/13	64	TUL	L	7-9	33-31	t2	-7.0	Varland	Granillo	Leasure	4,166	263,081
9/14	65	TUL	W	12-6	34-31	t2	-6.5	Gragg	Knack		4,767	267,848
9/15	66	TUL	W	8-0	35-31	t2	-6.5	Graceffo	Hurt		4,602	272,450
9/16	67	TUL	W(10)	7-5	36-31	2	-6.5	Lunn	Zuniga	Roach	7,451	279,901
9/17	68	TUL	L	3-7	36-32	t2	-6.0	Gamboa	Escobar		5,945	285,846
9/18	69	TUL	W	7-2	37-32	t2	-6.0	Robles	Rooney		5,844	291,859

FIRST HALF RECORD: 31-38



PLAYER TRANSACTIONS

April 8	RHP Griffin Roberts placed on IL	July 1	RHP Logan Gragg transferred from High-A Peoria
April 8	RHP Edgar Gonzalez placed on IL	July 6	RHP Leonardo Taveras transferred from High-A Peoria
April 8	C Aaron McKeithan placed on IL	July 6	LHP John Beller placed on IL
April 8	C Nick Raposo placed on IL	July 8	RHP Griffin Roberts activated from IL
April 30	OF Chase Pinder placed on IL	July 9	RHP Johan Quezada transferred from Florida Complex League
April 30	C Nick Raposo activated from IL	July 15	INF Jordan Walker placed on Temporary Inactive List
May 2	C Aaron McKeithan activated from IL	July 15	INF Masyn Winn placed on Temporary Inactive List
May 2	C Aaron McKeithan transferred to Low-A Palm Beach	July 15	INF Jacob Buchberger transferred from High-A Peoria
May 9	OF Chase Pinder activated from IL	July 18	INF Jordan Walker activated from Temporary Inactive List
May 9	LHP Garrett Williams placed on IL	July 18	INF Masyn Winn activated from Temporary Inactive List
May 10	SS Edmundo Sosa transferred to Springfield on MLB Rehab	July 18	INF Jacob Buchberger transferred to High-A Peoria
May 12	SS Edmundo Sosa's MLB Rehab with Springfield concludes	July 18	INF Chandler Redmond placed on Temporary Inactive List
May 12	RHP Drew VerHagen transferred to Springfield on MLB Rehab	July 22	INF Errol Robinson signed by STL and transferred to Springfield
May 14	RHP Drew VerHagen's MLB Rehab with Springfield concludes	July 24	RHP Johan Quezada transferred to AAA-Memphis
May 16	RHP Cory Thompson placed on IL	July 24	LHP John Beller activated from IL
May 16	RHP Ryan Loutos transferred from High-A Peoria	July 25	OF Matt Koperniak transferred to AAA-Memphis
May 18	OF Chase Pinder placed on IL	July 25	INF Chandler Redmond activated from Temporary Inactive List
May 18	INF Roberto Baldoquin placed on IL	July 30	INF Roberto Baldoquin transferred to AAA-Memphis
May 21	INF Irving Lopez transferred to AAA-Memphis	July 30	RHP Dalton Roach transferred to AAA-Memphis
May 23	INF Masyn Winn transferred from High-A Peoria	Aug. 1	INF Malcom Nuñez traded to Pittsburgh
May 23	RHP Michael McGreevy transferred from High-A Peoria	Aug. 2	OF Matt Koperniak transferred from AAA-Memphis
May 23	RHP Gordon Graceffo transferred from High-A Peoria	Aug. 2	INF Brady Whalen transferred from High-A Peoria
May 23	OF Justin Toerner transferred from AAA-Memphis	Aug. 3	RHP Dalton Roach transferred from AAA-Memphis
May 23	OF Todd Lott transferred to High-A Peoria	Aug. 3	RHP Leonardo Taveras transferred to High-A Peoria
May 23	LHP Kevin Marnon released	Aug. 8	INF Irving Lopez transferred from AAA-Memphis
May 24	RHP Connor Lunn placed on IL	Aug. 10	RHP Connor Lunn placed on IL
May 26	LHP Garrett Williams activated from IL	Aug. 11	RHP Gianluca Dalatri transferred from High-A Peoria
June 3	OF Dylan Carlson transferred to Springfield on MLB Rehab	Aug. 16	RHP Jack Flaherty transferred to Springfield on MLB Rehab
June 4	LHP Sean Kealey placed on IL	Aug. 22	RHP Jack Flaherty's MLB Rehab with Springfield concludes
June 5	RHP Jack Flaherty transferred to Springfield on MLB Rehab	Aug. 31	RHP Jack transferred to Springfield on MLB Rehab
June 6	RHP Jack Flaherty's MLB Rehab with Springfield concludes	Sept. 1	RHP Jack Flaherty's MLB Rehab with Springfield concludes
June 6	OF Dylan Carlson's MLB Rehab with Springfield concludes	Sept. 5	OF Chase Pinder transferred to AAA-Memphis
June 7	RHP Connor Lunn activated from IL	Sept. 5	RHP Connor Lunn activated from IL
June 7	INF Roberto Baldoquin activated from IL	Sept. 6	LHP Steven Matz transferred to Springfield on MLB Rehab
June 16	C Pedro Pages transferred to AAA-Memphis	Sept. 7	LHP Tyler Pike placed on IL
June 19	INF Delvin Perez transferred to AAA-Memphis	Sept. 9	RHP Andre Granillo transferred from High-A Peoria
June 20	RHP Johan Quezada transferred to Florida Complex League	Sept. 9	RHP Michael Brettell placed on Temporary Inactive List
June 20	C Aaron Antonini transferred from High-A Peoria	Sept. 11	LHP Steven Matz's MLB Rehab with Springfield concludes
June 23	INF Roberto Baldoquin transferred to AAA-Memphis	Sept. 12	RHP Michael Brettell activated from Temporary Inactive List
June 23	RHP Freddy Pacheco transferred to AAA-Memphis	Sept. 12	OF Matt Koperniak placed on Temporary Inactive List
June 23	RHP Michael YaSenka transferred from High-A Peoria	Sept. 12	OF Justin Toerner transferred to AAA-Memphis
June 28	OF Moisés Gómez transferred to AAA-Memphis	Sept. 12	INF Jacob Buchberger transferred from High-A Peoria
June 29	INF Roberto Baldoquin transferred from AAA-Memphis	Sept. 12	OF Todd Lott transferred from High-A Peoria
June 29	LHP Garrett Williams transferred to AAA-Memphis		
July 1	RHP Grant Black transferred to AAA-Memphis		
July 1	RHP Ryan Loutos transferred to AAA-Memphis		
July 1	OF Chase Pinder activated from IL		
July 1	OF Mike Antico transferred from High-A Peoria		
July 1	LHP John Beller transferred from High-A Peoria		



2022 Cardinals Final Individual Batting Statistics

BATTERS	AVG	G	AB	R	H	2B	3B	HR	RBI	TB	BB	IBB	SO	SB	CS	OBP	SLG	OPS	SF	SAC	HBP	DP	E
Antico, Michael	.233	60	240	44	56	12	0	8	31	92	30	0	67	30	4	.327	.383	.710	1	0	4	3	0
Antonini, Aaron	.188	21	64	8	12	2	0	1	7	17	7	0	12	0	0	.297	.266	.563	0	0	3	3	1
Baldoquin, Roberto	.203	39	118	16	24	5	0	0	6	29	15	0	26	0	1	.319	.246	.565	0	0	5	3	3
Buchberger, Jacob	.538	5	13	3	7	1	0	1	4	11	5	0	3	2	2	.667	.846	1.513	18	0	0	0	0
Carlson, Dylan	.000	3	7	0	0	0	0	0	0	0	1	0	1	0	0	.125	.000	.125	0	0	0	0	0
Davis, Jonah	.146	67	164	34	24	5	2	8	22	57	26	0	92	2	0	.300	.348	.648	1	0	10	1	1
Dunn, Nick	.271	112	399	69	108	21	3	7	44	156	63	2	42	5	2	.379	.391	.770	0	2	8	9	10
Gómez, Moisés	.321	60	224	53	72	17	0	23	54	158	27	1	90	7	3	.401	.705	1.106	0	2	4	0	5
Koperniak, Matt	.288	106	385	67	111	13	2	14	59	170	40	1	82	11	4	.359	.442	.801	3	4	5	9	1
Lopez, Irving	.253	49	150	20	38	8	0	2	17	52	22	0	27	4	1	.356	.347	.703	0	2	3	3	4
Lott, Todd	.191	32	110	15	21	3	0	3	16	33	7	0	71	4	2	.360	.463	.823	0	2	2	12	4
Nuñez, Malcom	.255	85	298	51	76	11	0	17	66	138	48	1	71	4	2	.360	.463	.823	0	2	2	12	4
Pages, Pedro	.232	42	138	22	23	7	0	6	28	57	24	0	56	1	0	.341	.413	.754	0	4	1	1	3
Pérez, Delvin	.222	50	162	26	36	6	0	2	20	48	23	0	48	13	0	.324	.296	.620	0	1	2	3	10
Pinder, Chase	.278	62	209	39	58	14	0	10	52	102	53	0	56	5	5	.422	.488	.910	0	4	2	3	2
Raposo, Nick	.270	59	204	36	55	18	0	7	34	94	23	0	55	1	1	.345	.461	.806	0	1	1	3	0
Redmond, Chandler	.235	94	327	52	77	11	3	21	79	157	39	1	111	0	1	.316	.480	.796	0	3	1	5	4
Robinson, Errol	.269	39	119	21	32	4	0	1	12	39	25	0	42	12	3	.400	.328	.728	0	0	1	2	7
Rodriguez, Julio	.252	68	218	33	55	7	0	11	50	95	47	0	64	2	0	.387	.436	.823	0	2	2	11	4
Sosa, Edmundo	.375	2	8	1	3	0	0	0	0	3	0	0	0	0	0	.444	.375	.819	0	0	1	0	0
Toerner, Justin	.236	66	212	41	50	11	0	6	34	79	47	1	75	9	0	.396	.373	.769	0	1	10	3	2
Walker, Jordan	.306	119	461	100	141	31	3	19	68	235	58	1	116	22	5	.388	.510	.898	0	8	9	10	19
Whalen, Brady	.306	29	98	20	30	11	3	0	15	47	7	0	20	5	0	.355	.480	.835	1	1	1	1	0
Winn, Masyn	.258	86	345	69	89	25	1	48	149	149	50	0	86	28	5	.349	.432	.781	2	5	1	2	6
SPRINGFIELD	.258	138	4673	840	1207	243	17	178	766	2018	687	8	1280	164	40	.360	.432	.792	7	43	82	92	101
OPPONENTS	.268	138	4705	813	1262	242	19	186	760	2100	547	7	1183	99	35	.352	.446	.798	15	51	88	97	--

MINOR LEAGUE BASEBALL EXTRA INNINGS RULE

At all levels of Minor League Baseball, extra innings will begin with a runner on second base. The runner at second base will be the player in the batting order position previous to the leadoff batter of the inning (or a substitute for that player). By way of example, if the number five hitter in the batting order is due to lead off the 10th inning, the number four player in the batting order (or a pinch-runner for such player) shall begin the inning on second base. Any runner or batter removed from the game for a substitute shall be ineligible to return to the game, as is the case in all circumstances under the Official Baseball Rules.

For purposes of calculating earned runs under Rule 9.16, the runner who begins an inning on second base pursuant to this rule shall be deemed to be a runner who has reached second base because of a fielding error, but no error shall be charged to the opposing team or to any player.



2022 Cardinals Final Individual Pitching Statistics

PITCHERS	W	L	ERA	G	GS	CG	SHO	SV	SVO	IP	H	R	ER	HR	HB	BB	IBB	SO	BK	WP	DP	WHIP	AVG	HLD
Beller, John	3	1	6.75	15	0	0	0	0	0	16.0	11	14	12	2	1	14	0	17	0	3	2	1.56	.193	1
Black, Grant	3	3	3.69	22	0	0	0	1	4	31.2	31	24	13	4	2	17	0	33	1	1	4	1.54	.242	1
Brettell, Michael	5	3	5.58	45	0	0	0	1	4	71.0	80	60	44	5	10	34	2	58	1	7	11	1.61	.294	2
Dalatri, Gianluca	0	0	8.03	7	0	0	0	0	0	12.1	17	11	11	4	1	11	0	11	1	0	1	2.31	.347	0
Escobar, Edgar	7	12	6.73	28	20	0	0	0	0	124.1	145	96	93	23	9	50	0	98	2	4	11	1.57	.295	1
Flaherty, Jack	0	0	2.16	4	4	0	0	0	0	16.2	13	4	4	0	0	4	0	23	0	0	1	1.05	.213	0
Graceffo, Gordon	7	4	3.94	18	18	1	0	0	0	93.2	76	44	41	16	3	24	0	83	1	8	3	1.07	.217	0
Gragg, Logan	1	1	6.07	17	4	0	0	4	6	43.0	50	31	29	13	6	17	0	42	1	0	2	1.56	.286	
Granillo, Andre	0	1	22.50	3	0	0	0	1	2	2.0	7	5	5	0	0	2	1	5	0	0	0	4.50	.538	0
Kealey, Sean	1	2	5.89	14	0	0	0	0	1	18.1	25	16	12	2	1	15	0	28	0	2	1	2.21	.329	0
Leahy, Kyle	10	7	5.23	27	26	0	0	0	0	141.0	155	90	82	22	7	71	0	144	0	7	16	1.60	.280	0
Lopez, Irving	0	0	0.00	1	0	0	0	0	0	0.1	0	0	0	0	0	0	0	0	0	0	0	0.00	.000	0
Loutos, Ryan	1	1	1.61	15	0	0	0	3	3	22.1	14	5	4	0	1	10	0	26	0	3	1	1.09	.175	0
Lunn, Connor	4	7	6.61	21	17	0	0	0	0	81.2	104	65	60	15	5	24	0	78	0	2	4	1.58	.313	1
Marnon, Kevin	0	0	19.50	7	0	0	0	0	0	6.0	13	13	13	1	0	11	0	4	0	1	0	4.00	.433	0
Matz, Steven	0	0	7.71	2	2	0	0	0	0	2.1	3	1	2	0	0	4	0	3	0	0	0	3.33	.273	0
McGreevy, Michael	6	4	4.64	20	20	0	0	0	0	99.0	109	55	51	14	0	26	0	76	1	4	17	1.36	.84	0
Pacheco, Freddy	1	5	3.81	24	0	0	0	8	10	28.1	20	18	12	4	2	16	1	41	1	4	3	1.28	.208	1
Pike, Tyler	5	4	5.05	36	1	0	0	3	8	62.1	58	35	35	8	6	34	1	79	0	3	3	1.48	.248	2
Quezada, Johan	1	0	7.20	23	0	0	0	1	3	30.0	33	31	24	2	2	26	1	39	1	4	3	1.28	.275	4
Roach, Dalton	6	8	4.29	40	11	0	0	7	10	98.2	92	51	47	20	5	23	0	95	1	2	3	1.17	.246	1
Roberts, Griffin	0	0	10.70	16	0	0	0	0	0	17.2	14	22	21	2	12	21	0	23	1	8	1	2.03	.222	1
Robles, Domingo	5	5	6.14	30	10	0	0	1	2	110.0	127	77	75	12	6	42	0	70	7	4	7	1.54	.289	1
Taveras, Leonardo	0	0	6.75	7	0	0	0	0	1	9.1	4	7	7	1	0	11	1	10	0	2	1	1.65	.133	0
Thompson, Cory	0	0	5.40	10	0	0	0	0	0	11.2	14	7	7	3	0	4	0	13	0	1	1	1.61	.292	2
VerHagen, Drew	0	0	0.00	1	1	0	0	0	0	2.0	0	0	0	0	0	0	0	3	0	0	0	0.00	.000	0
Williams, Garrett	1	2	3.94	10	4	0	0	0	0	29.2	17	15	13	6	5	11	0	45	0	1	1	0.96	.163	0
YaSenka, Michael	1	0	6.75	19	0	0	0	0	0	32.0	30	25	24	6	4	25	0	36	0	5	0	1.72	.242	0
SPRINGFIELD	68	70	5.50	138	138	1	4	30	54	1213.1	1262	813	741	186	88	547	7	1183	20	76	97	1.49	.268	19
OPPONENTS	70	68	5.49	138	138	0	7	33	63	1213.2	1207	840	741	178	82	687	8	1280	18	103	92	1.56	.258	47

RELIEF PITCHERS SAVE RULE

A pitcher is credited with a save when he meets all three of the following conditions:

1. He is the finishing pitcher in a game won by his club, and
2. He is not the winning pitcher, and
3. He qualifies under one of the following conditions:
 - a. He enters the game with a lead of no more than three runs and pitches for at least one inning, or
 - b. He enters the game with the potential tying run either on base, at bat, or on deck (that is, the potential tying run is either on base or is one of the first two batsmen he faces), or
 - c. He pitches effectively for at least three innings



2022 Cardinals Home Batting Totals

BATTERS	AVG	AB	R	H	2B	3B	HR	RBI	BB	SO	SB	CS	OBP	SLG
Antico, Michael	.223	121	24	27	8	0	5	17	16	41	17	1	.317	.413
Antonini, Aaron	.074	27	3	2	0	0	1	3	5	7	0	0	.242	.185
Baldoquin, Roberto	.257	70	11	18	4	0	0	3	10	13	0	0	.358	.314
Buchberger, Jacob	.200	5	2	1	0	0	1	1	0	1	1	0	.200	.800
Carlson, Dylan	.000	7	0	0	0	0	0	0	1	1	0	0	.125	.000
Davis, Jonah	.213	80	22	17	4	1	6	14	17	44	1	0	.376	.513
Dunn, Nick	.234	175	24	41	5	1	1	12	34	21	3	2	.365	.291
Gómez, Moisés	.318	107	26	34	8	0	11	23	12	39	1	0	.385	.701
Koperniak, Matt	.296	189	33	56	8	1	6	26	18	41	4	2	.360	.444
Lopez, Irving	.244	82	8	20	5	0	0	7	15	13	4	1	.370	.395
Lott, Todd	.200	50	8	10	2	0	1	6	7	15	0	0	.310	.300
Núñez, Malcom	.258	163	32	42	5	0	16	43	29	43	2	2	.372	.583
Pages, Pedro	.229	70	11	16	4	0	5	16	8	26	1	0	.316	.500
Pérez, Delvin	.206	68	14	14	2	0	2	7	14	17	6	0	.349	.324
Pinder, Chase	.328	116	25	38	10	0	6	30	21	27	3	3	.430	.569
Raposo, Nick	.263	99	16	26	9	0	3	12	10	29	1	1	.330	.444
Redmond, Chandler	.280	175	23	49	6	2	10	40	17	57	0	1	.338	.509
Robinson, Errol	.357	56	9	20	4	0	0	8	8	16	7	0	.438	.429
Rodriguez, Julio	.243	107	19	26	2	0	8	24	19	40	1	0	.359	.486
Sosa, Edmundo	.375	8	1	3	0	0	0	0	0	0	0	0	.444	.375
Toerner, Justin	.206	107	22	22	3	0	3	19	19	39	6	0	.248	.318
Walker, Jordan	.315	216	47	68	13	1	15	40	31	57	9	2	.408	.593
Whalen, Brady	.300	40	9	12	5	2	0	9	3	6	2	0	.356	.525
Winn, Masyn	.252	151	28	38	9	0	4	18	20	38	11	1	.335	.391
TEAM TOTALS	.262	2289	417	600	116	8	104	378	335	631	80	16	.361	.456

2022 Cardinals Road Batting Totals

BATTERS	AVG	AB	R	H	2B	3B	HR	RBI	BB	SO	SB	CS	OBP	SLG
Antico, Michael	.244	119	20	29	4	0	3	14	14	26	13	3	.338	.353
Antonini, Aaron	.270	37	5	10	2	0	0	4	2	5	0	0	.341	.324
Baldoquin, Roberto	.125	48	5	6	1	0	0	3	5	13	0	1	.263	.146
Buchberger, Jacob	.750	8	1	6	1	0	0	3	5	2	1	2	.846	.875
Davis, Jonah	.083	84	12	7	1	1	2	8	9	48	1	0	.222	.190
Dunn, Nick	.299	224	45	67	16	2	6	32	29	21	2	0	.391	.469
Gómez, Moisés	.325	117	27	38	9	0	12	31	15	51	6	3	.415	.709
Koperniak, Matt	.281	196	34	55	5	1	8	33	21	41	7	2	.359	.439
Lopez, Irving	.265	68	12	18	3	0	2	10	7	14	0	0	.338	.397
Lott, Todd	.183	60	7	11	1	0	2	10	0	23	1	1	.246	.300
Núñez, Malcom	.252	135	19	34	6	0	1	23	19	28	2	0	.344	.319
Pages, Pedro	.235	68	11	16	3	0	1	12	16	30	0	0	.364	.324
Pérez, Delvin	.234	94	12	22	4	0	0	13	9	31	7	0	.305	.277
Pinder, Chase	.215	93	14	20	4	0	4	22	32	29	2	2	.413	.387
Raposo, Nick	.276	105	20	29	9	0	4	22	13	26	0	0	.358	.476
Redmond, Chandler	.184	152	29	28	5	1	11	39	22	54	0	0	.291	.447
Robinson, Errol	.190	63	12	12	0	0	1	4	17	26	5	3	.370	.238
Rodriguez, Julio	.261	111	14	29	5	0	3	26	28	24	1	0	.411	.387
Toerner, Justin	.267	105	19	28	8	0	3	15	28	36	3	0	.442	.429
Walker, Jordan	.298	245	53	73	18	2	4	28	27	59	13	3	.370	.437
Whalen, Brady	.310	58	11	18	6	1	0	6	4	14	3	0	.355	.448
Winn, Masyn	.263	194	41	51	16	1	7	30	30	48	17	4	.360	.464
TEAM TOTALS	.255	2384	423	607	127	9	74	388	352	649	84	24	.359	.409



2022 Cardinals Batting Totals vs Right Handed Pitchers

BATTERS	AVG	AB	H	2B	3B	HR	RBI	BB	SO	OBP	SLG
Antico, Michael	.259	189	49	11	0	6	25	22	51	.347	.413
Antonini, Aaron	.175	40	7	1	0	1	5	5	9	.298	.275
Baldoquin, Roberto	.179	84	15	2	0	0	3	13	21	.324	.202
Buchberger, Jacob	.250	8	2	0	0	1	2	3	3	.455	.625
Carlson, Dylan	.000	7	0	0	0	0	0	1	1	.125	.000
Davis, Jonah	.119	118	14	3	1	5	14	18	69	.268	.288
Dunn, Nick	.275	313	86	14	2	7	35	45	32	.375	.399
Gómez, Moisés	.325	169	55	13	0	19	41	16	67	.393	.740
Koperniak, Matt	.304	309	94	12	2	13	53	33	66	.372	.482
Lopez, Irving	.236	110	26	4	0	2	15	17	17	.333	.327
Lott, Todd	.181	72	13	0	0	3	11	3	27	.263	.306
Núñez, Malcom	.236	225	53	7	0	12	41	31	53	.329	.427
Pages, Pedro	.212	104	22	4	0	4	15	19	44	.328	.365
Pérez, Delvin	.220	123	27	4	0	1	13	12	41	.297	.276
Pinder, Chase	.267	165	44	12	0	8	36	44	43	.425	.485
Raposo, Nick	.292	137	40	15	0	4	23	16	40	.370	.489
Redmond, Chandler	.240	254	61	5	3	19	65	34	84	.326	.508
Robinson, Errol	.262	84	22	3	0	0	7	17	31	.392	.298
Rodriguez, Julio	.279	147	41	6	0	4	32	32	39	.412	.401
Sosa, Edmundo	.375	8	3	0	0	0	0	0	0	.444	.375
Toerner, Justin	.215	158	34	8	0	3	22	36	53	.372	.323
Walker, Jordan	.313	355	111	22	3	15	47	42	94	.394	.518
Whalen, Brady	.300	80	24	11	2	0	13	4	15	.329	.488
Winn, Masyn	.253	269	68	15	1	8	31	33	74	.332	.405
TEAM TOTALS	.258	3528	911	172	14	135	549	496	974	.356	.430

2022 Cardinals Batting Totals vs Left Handed Pitchers

BATTERS	AVG	AB	H	2B	3B	HR	RBI	BB	SO	OBP	SLG
Antico, Michael	.137	51	7	1	0	2	6	8	16	.254	.275
Antonini, Aaron	.208	24	5	1	0	0	2	2	3	.296	.250
Baldoquin, Roberto	.265	34	9	3	0	0	3	2	5	.306	.353
Buchberger, Jacob	1.000	5	5	1	0	0	2	2	0	1.000	1.200
Davis, Jonah	.217	46	10	2	1	3	8	8	23	.379	.500
Dunn, Nick	.256	86	22	7	1	0	9	18	10	.393	.360
Gómez, Moisés	.309	55	17	4	0	4	13	11	23	.424	.600
Koperniak, Matt	.224	76	17	1	0	1	6	7	16	.310	.276
Lopez, Irving	.300	40	12	4	0	0	2	5	10	.417	.400
Lott, Todd	.211	38	8	3	0	0	5	4	11	.302	.289
Núñez, Malcom	.315	73	23	4	0	5	25	17	18	.446	.575
Pages, Pedro	.294	34	10	3	0	2	13	5	12	.381	.559
Pérez, Delvin	.231	39	9	2	0	1	7	11	7	.400	.359
Pinder, Chase	.318	44	14	2	0	2	16	9	13	.411	.500
Raposo, Nick	.224	67	15	3	0	3	11	7	15	.293	.403
Redmond, Chandler	.219	73	16	6	0	2	14	5	27	.278	.384
Robinson, Errol	.286	35	10	1	0	1	5	8	11	.419	.400
Rodriguez, Julio	.197	71	14	1	0	7	18	15	25	.333	.507
Toerner, Justin	.296	54	16	3	0	3	12	11	22	.465	.519
Walker, Jordan	.283	106	30	9	0	4	21	16	22	.370	.481
Whalen, Brady	.333	18	6	0	1	0	2	3	5	.455	.444
Winn, Masyn	.276	76	21	10	0	3	17	17	12	.404	.526
TEAM TOTALS	.259	1145	296	71	3	43	217	191	306	.372	.438



2022 Cardinals Home Pitching Totals

PITCHERS	W	L	ERA	G	GS	CG	SHO	SV	IP	H	R	ER	HR	HB	BB	SO	WP	AVG
Beller, John	2	1	10.80	8	0	0	0	0	6.2	5	10	8	1	0	8	6	2	.208
Black, Grant	1	2	3.00	12	0	0	0	0	15.0	16	16	5	4	1	7	13	0	.258
Brettell, Michael	3	2	5.11	24	0	0	0	0	37.0	43	27	21	3	4	18	30	2	.301
Dalatri, Gianluca	0	0	7.71	3	0	0	0	0	4.2	10	4	4	0	0	6	3	0	.455
Escobar, Edgar	2	6	7.89	14	9	0	0	0	57.0	76	50	50	10	3	27	46	3	.323
Flaherty, Jack	0	0	2.16	4	4	0	0	0	16.2	13	4	4	0	0	4	23	0	.213
Graceffo, Gordon	4	3	3.00	9	9	0	0	0	48.0	36	18	16	8	3	10	44	1	.202
Gragg, Logan	0	1	7.65	7	2	0	0	1	20.0	27	18	17	8	1	8	13	0	.321
Granillo, Andre	0	0	0.00	1	0	0	0	1	1.0	1	0	0	0	0	0	2	0	.250
Kealey, Sean	1	0	4.50	8	0	0	0	0	10.0	12	7	5	1	1	8	15	2	.300
Leahy, Kyle	4	3	6.12	13	12	0	0	0	64.2	74	47	44	14	5	37	54	4	.292
Lopez, Irving	0	0	0.00	1	0	0	0	0	0.1	0	0	0	0	0	0	0	0	.000
Loutos, Ryan	1	0	3.68	5	0	0	0	0	7.1	5	4	3	0	1	5	8	1	.185
Lunn, Connor	0	4	8.85	11	9	0	0	0	40.2	59	45	40	11	1	17	40	1	.343
Marnon, Kevin	0	0	18.00	5	0	0	0	0	5.0	12	10	10	1	0	7	4	1	.462
Matz, Steven	0	0	7.71	2	2	0	0	0	2.1	3	2	2	0	0	4	3	0	.273
McGreevy, Michael	2	3	6.38	10	10	0	0	0	48.0	54	36	34	8	0	13	40	2	.286
Pacheco, Freddy	0	3	5.17	12	0	0	0	4	15.2	13	14	9	3	1	11	22	3	.236
Pike, Tyler	3	1	5.06	19	0	0	0	3	37.1	35	21	21	7	1	20	45	2	.255
Quezada, Johan	1	0	6.05	14	0	0	0	1	19.1	18	17	13	1	0	16	25	3	.247
Roach, Dalton	5	3	4.04	21	6	0	0	3	55.2	50	26	25	14	3	11	59	0	.238
Roberts, Griffin	0	0	9.39	7	0	0	0	0	7.2	3	9	8	0	7	10	10	4	.120
Robles, Domingo	2	4	8.54	16	3	0	0	0	52.2	78	52	50	10	4	24	43	3	.344
Taveras, Leonardo	0	0	9.00	4	0	0	0	0	5.0	3	5	5	1	0	3	7	1	.167
Thompson, Cory	0	0	7.88	7	0	0	0	0	8.0	11	7	7	3	0	4	5	1	.314
VerHagen, Drew	0	0	0.00	1	1	0	0	0	2.0	0	0	0	0	0	0	3	0	.000
Williams, Garrett	0	2	7.07	5	2	0	0	0	14.0	11	11	11	4	2	8	21	0	.216
YaSenka, Michael	0	0	5.19	8	0	0	0	0	17.1	12	10	10	2	2	11	20	2	.197
Team Total	31	38	6.14	69	69	0	1	13	619.0	680	470	422	114	40	297	604	38	.280

CARDINALS STARTS IN THE BATTING ORDER, 2022

PLAYER	1	2	3	4	5	6	7	8	9
Antico, Michael	54	1	--	--	--	--	--	--	--
Antonini, Aaron	--	--	--	--	--	--	2	11	5
Baldoquin, Roberto	--	--	1	1	--	1	6	13	12
Buchberger, Jacob	--	--	--	--	--	1	1	1	1
Carlson, Dylan	--	2	1	--	--	--	--	--	--
Davis, Jonah	--	--	--	--	--	--	--	3	48
Dunn, Nick	4	21	10	13	14	23	12	3	3
Gómez, Moisés	--	--	25	30	--	--	3	1	--
Koperniak, Matt	16	13	8	12	14	15	10	3	4
Lopez, Irving	1	--	--	--	--	--	8	5	29
Lott, Todd	--	--	--	3	4	9	5	7	1
Nuñez, Malcom	--	--	4	15	30	16	8	6	--
Pages, Pedro	--	--	--	15	14	4	2	2	8
Pérez, Delvin	--	8	--	--	--	--	3	26	8
Pinder, Chase	17	3	9	16	9	3	1	--	--
Raposo, Nick	1	1	--	--	8	21	12	6	3
Redmond, Chandler	1	15	24	15	24	15	21	10	--
Robinson, Errol	2	--	--	--	--	1	4	13	16
Rodriguez, Julio	--	--	--	5	6	18	22	12	--
Sosa, Edmundo	2	--	--	--	--	--	--	--	--
Toerner, Justin	4	12	--	--	6	8	12	11	7
Walker, Jordan	--	30	76	9	--	--	--	--	--
Whalen, Brady	--	--	2	3	8	2	5	4	--
Winn, Masyn	36	46	--	--	--	--	--	--	--



2022 Cardinals Road Pitching Totals

PITCHERS	W	L	ERA	G	GS	CG	SHO	SV	IP	H	R	ER	HR	HB	BB	SO	WP	AVG
Beller, John	1	0	3.86	7	0	0	0	0	9.1	6	4	4	1	1	6	11	1	.182
Black, Grant	2	1	4.32	10	0	0	0	1	16.2	15	8	8	0	1	10	20	1	.227
Brettell, Michael	2	1	6.09	21	0	0	0	1	34.0	37	23	23	2	6	16	28	5	.287
Dalatri, Gianluca	0	0	8.22	4	0	0	0	0	7.2	7	7	7	4	1	5	8	0	.259
Escobar, Edgar	5	6	5.75	14	11	0	0	0	67.1	69	46	43	13	6	23	52	1	.268
Graceffo, Gordon	3	1	4.93	9	9	1	0	0	45.2	40	26	25	8	0	14	39	7	.231
Gragg, Logan	1	0	4.70	10	2	0	0	3	23.0	23	13	12	5	5	9	29	0	.253
Granillo, Andre	0	1	45.00	2	0	0	0	0	1.0	6	5	5	0	0	2	3	0	.667
Kealey, Sean	0	2	7.56	6	0	0	0	0	8.1	13	9	7	2	0	7	13	0	.361
Leahy, Kyle	6	4	4.48	14	14	0	0	0	76.1	81	43	38	8	2	34	90	3	.269
Loutos, Ryan	0	1	0.60	10	0	0	0	3	15.0	9	1	1	0	0	5	18	2	.170
Lunn, Connor	4	3	4.39	10	8	0	0	0	41.0	45	20	20	4	4	7	38	1	.281
Marnon, Kevin	0	0	27.00	2	0	0	0	0	1.0	1	3	3	0	0	4	0	0	.250
McGreevy, Michael	4	1	3.00	10	10	0	0	0	51.0	55	19	17	6	0	13	36	2	.282
Pacheco, Freddy	1	2	2.13	12	0	0	0	4	12.2	7	4	3	1	1	5	19	1	.171
Pike, Tyler	2	3	5.04	17	1	0	0	0	25.0	23	14	14	1	5	14	34	1	.237
Quezada, Johan	0	0	9.28	9	0	0	0	0	10.2	15	14	11	1	2	10	14	1	.319
Roach, Dalton	1	5	4.60	19	5	0	0	4	43.0	42	25	22	6	2	12	36	2	.256
Roberts, Griffin	0	0	11.70	9	0	0	0	0	10.0	11	13	13	2	5	11	13	4	.289
Robles, Domingo	3	1	3.92	14	7	0	0	1	57.1	49	25	25	2	2	18	27	1	.230
Taveras, Leonardo	0	0	4.15	3	0	0	0	0	4.1	1	2	2	0	0	8	3	1	.083
Thompson, Cory	0	0	0.00	3	0	0	0	0	3.2	3	0	0	0	0	0	8	0	.231
Williams, Garrett	1	0	1.15	5	2	0	0	0	15.2	6	4	2	2	3	3	24	1	.113
YaSenka, Michael	1	0	8.59	11	0	0	0	0	14.2	18	15	14	4	2	14	16	3	.286
Team Total	37	32	4.83	69	69	1	3	17	594.1	582	343	319	72	48	250	579	38	.256

FRONT OFFICE

2023 CARDINALS

2022 REVIEW

HISTORY

STL AFFILIATES

TEXAS LEAGUE

MISCELLANEOUS



2022 Cardinals Pitching Totals vs Right Handed Batters

PITCHERS	IP	H	HR	HB	BB	SO	AVG
Beller, John	9.1	7	2	1	7	7	.212
Black, Grant	20.0	18	2	2	14	21	.234
Brettell, Michael	44.1	49	4	9	19	36	.288
Dalatri, Gianluca	6.1	10	2	1	6	7	.357
Escobar, Edgar	71.0	83	13	4	20	55	.294
Flaherty, Jack	9.1	4	0	0	3	13	.129
Graceffo, Gordon	55.1	42	10	3	10	49	.207
Gragg, Logan	25.2	28	4	5	6	25	.272
Granillo, Andre	1.1	3	0	0	0	4	.429
Kealey, Sean	11.1	12	0	0	7	18	.261
Leahy, Kyle	75.0	95	17	7	36	82	.304
Lopez, Irving	--	--	--	--	--	--	.000
Loutos, Ryan	15.1	8	0	0	5	20	.148
Lunn, Connor	48.1	59	0	2	13	43	.307
Marnon, Kevin	3.2	8	1	0	6	2	.444
Matz, Steven	2.1	3	0	0	2	3	.273
McGreevy, Michael	59.2	61	4	0	10	44	.274
Pacheco, Freddy	18.2	12	1	1	8	26	.203
Pike, Tyler	35.1	38	5	6	20	47	.268
Quezada, Johan	20.0	15	2	2	18	28	.200
Roach, Dalton	59.1	52	10	3	9	61	.234
Roberts, Griffin	10.2	6	1	6	16	11	.171
Robles, Domingo	71.1	91	11	1	31	37	.306
Taveras, Leonardo	5.2	2	1	0	4	5	.118
Thompson, Cory	7.0	10	2	0	1	9	.313
VerHagen, Drew	1.0	0	0	0	0	0	.000
Williams, Garrett	18.2	13	4	1	5	25	.191
YaSenka, Michael	17.1	19	3	2	18	20	.264
Team Total		748	108	56	294	698	.266



2022 Cardinals Pitching Totals vs Left Handed Batters

PITCHERS	IP	H	HR	HB	BB	SO	AVG
Beller, John	9.1	7	2	1	7	7	.212
Black, Grant	20.0	18	2	2	14	21	.234
Brettell, Michael	44.1	49	4	9	19	36	.288
Dalatri, Gianluca	6.1	10	2	1	6	7	.357
Escobar, Edgar	71.0	83	13	4	20	55	.294
Flaherty, Jack	9.1	4	0	0	3	13	.129
Graceffo, Gordon	55.1	42	10	3	10	49	.207
Gragg, Logan	25.2	28	4	5	6	25	.272
Granillo, Andre	1.1	3	0	0	0	4	.429
Kealey, Sean	11.1	12	0	0	7	18	.261
Leahy, Kyle	75.0	95	17	7	36	82	.304
Lopez, Irving	--	--	--	--	--	--	.000
Loutos, Ryan	15.1	8	0	0	5	20	.148
Lunn, Connor	48.1	59	0	2	13	43	.307
Marnon, Kevin	3.2	8	1	0	6	2	.444
Matz, Steven	2.1	3	0	0	2	3	.273
McGreevy, Michael	59.2	61	4	0	10	44	.274
Pacheco, Freddy	18.2	12	1	1	8	26	.203
Pike, Tyler	35.1	38	5	6	20	47	.268
Quezada, Johan	20.0	15	2	2	18	28	.200
Roach, Dalton	59.1	52	10	3	9	61	.234
Roberts, Griffin	10.2	6	1	6	16	11	.171
Robles, Domingo	71.1	91	11	1	31	37	.306
Taveras, Leonardo	5.2	2	1	0	4	5	.118
Thompson, Cory	7.0	10	2	0	1	9	.313
VerHagen, Drew	1.0	0	0	0	0	0	.000
Williams, Garrett	18.2	13	4	1	5	25	.191
YaSenka, Michael	17.1	19	3	2	18	20	.264
Team Total		748	108	56	294	698	.266



2022 Cardinals April Stats

BATTERS	AVG	G	AB	R	H	2B	3B	HR	RBI	BB	IBB	SO	SB	CS	OBP	SLG	OPS	SF	SAC	HBP	GIDP
Baldoquin, Roberto	.114	13	35	2	4	1	0	0	1	2	0	10	0	0	.205	.143	.348	0	0	2	0
Davis, Jonah	.111	11	27	7	3	2	0	0	1	5	0	17	0	0	.333	.185	.518	0	0	4	0
Dunn, Nick	.125	10	32	2	4	0	0	0	2	4	0	3	0	0	.216	.125	.341	1	0	0	1
Gómez, Moises	.429	17	63	22	27	6	0	11	25	6	0	18	1	0	.471	1.048	1.519	1	0	0	0
Koperniak, Matt	.254	18	63	8	16	1	0	2	11	9	0	12	4	0	.342	.365	.707	1	0	0	1
Lopez, Irving	.194	11	36	4	7	2	0	0	4	4	0	9	1	0	.293	.250	.543	0	0	1	3
Lott, Todd	.128	14	47	4	6	1	0	0	5	3	0	17	0	1	.255	.149	.404	0	0	5	2
Núñez, Malcom	.196	17	56	9	11	4	0	1	8	14	0	9	1	0	.357	.321	.678	0	0	0	1
Pages, Pedro	.333	14	42	7	14	3	0	3	12	9	0	12	1	0	.442	.619	1.061	1	0	0	0
Pérez, Delvin	.211	17	57	12	12	0	0	0	1	10	0	10	8	0	.333	.211	.544	1	0	1	3
Pinder, Chase	.304	15	56	12	17	3	0	3	9	9	0	15	0	1	.394	.518	.912	1	0	0	0
Redmond, Chandler	.214	15	56	8	12	2	1	2	11	8	1	14	0	0	.313	.393	.706	0	0	0	1
Rodriguez, Julio	.231	8	26	1	6	0	0	1	4	6	0	3	0	0	.375	.346	.721	0	0	0	0
Walker, Jordan	.318	17	66	13	21	2	0	1	8	9	0	19	7	1	.423	.394	.817	0	0	3	1
TEAM TOTALS	.242	20	662	111	160	27	1	24	102	98	1	168	23	3	.350	.394	.744	6	0	16	13

PITCHERS	W	L	ERA	G	GS	CG	SHO	SV	SVO	IP	H	R	ER	HR	HB	BB	IBB	SO	BK	WP	DP	AVG	HLD
Black, Grant	1	2	3.27	6	0	0	0	0	1	11.0	13	13	4	1	0	8	0	13	0	0	1	.260	0
Brettell, Michael	1	0	9.82	6	0	0	0	0	1	7.1	13	8	8	0	2	6	0	8	0	1	2	.394	0
Escobar, Edgar	2	1	7.43	5	0	0	0	0	0	13.1	14	11	11	1	2	5	0	8	1	1	0	.259	1
Kealey, Sean	0	0	9.64	4	0	0	0	0	0	4.2	9	5	5	2	0	5	0	8	0	2	0	.409	0
Leahy, Kyle	0	3	8.66	4	4	0	0	0	0	17.2	22	18	17	4	1	6	0	23	0	1	1	.301	0
Lunn, Connor	1	2	4.76	4	4	0	0	0	0	22.2	24	13	12	2	1	3	0	28	0	0	1	.270	0
Marnon, Kevin	0	0	14.73	3	0	0	0	0	0	3.2	7	6	6	1	0	5	0	3	0	1	0	.389	0
Pacheco, Freddy	0	0	2.35	7	0	0	0	4	4	7.2	2	2	2	1	1	3	0	8	0	0	1	.087	1
Pike, Tyler	0	1	4.00	4	0	0	0	0	0	9.0	8	4	4	0	1	2	0	10	0	0	0	.235	0
Quezada, Johan	1	0	8.10	6	0	0	0	0	1	6.2	9	12	6	0	1	6	0	8	0	0	3	.321	1
Roach, Dalton	1	1	4.57	4	4	0	0	0	0	21.2	18	12	11	5	2	8	0	15	1	0	1	.234	0
Robles, Domingo	1	1	3.38	4	4	0	0	0	0	21.1	21	8	8	2	0	6	0	10	1	0	1	.253	0
Thompson, Cory	0	0	0.00	6	0	0	0	0	0	7.2	5	0	0	0	0	3	0	10	0	1	1	.192	2
Williams, Garrett	0	1	3.86	5	4	0	0	0	0	18.2	12	9	8	4	1	8	0	25	0	1	1	.179	0
TEAM TOTALS	8	12	5.31	20	20	0	1	4	7	173.0	177	102	23	12	74	0	177	3	8	13	.261	5	



2022 Cardinals May Stats

BATTERS	AVG	G	AB	R	H	2B	3B	HR	RBI	BB	IBB	SO	SB	CS	OBP	SLG	OPS	SF	SAC	HBP	GIDP
Baldoquin, Roberto	.217	7	23	3	5	2	0	0	0	0	0	5	0	0	.217	.304	.521	0	0	0	2
Davis, Jonah	.100	17	40	7	4	0	0	1	2	9	0	22	1	0	.308	.175	.483	0	0	3	0
Dunn, Nick	.265	21	68	14	18	4	0	2	9	12	1	9	2	1	.390	.412	.802	0	0	2	1
Gómez, Moises	.236	23	89	16	21	3	0	6	15	9	1	35	4	1	.327	.472	.799	0	0	3	0
Koperniak, Matt	.258	22	89	9	23	0	0	3	10	3	0	18	2	0	.284	.360	.644	2	1	1	2
Lopez, Irving	.257	11	35	3	9	2	0	0	2	3	0	5	0	1	.333	.314	.647	0	0	1	0
Lott, Todd	.238	13	42	8	10	1	0	2	7	4	0	14	0	0	.319	.405	.724	0	0	1	2
Núñez, Malcom	.183	23	71	11	13	3	0	2	11	14	1	20	0	0	.326	.310	.636	0	0	1	3
Pacheco, Freddy	.000	1	0	0	0	0	0	0	0	0	0	0	0	0	.000	.000	.000	0	0	0	0
Pages, Pedro	.206	19	63	11	13	4	0	3	15	12	0	27	0	0	.329	.413	.742	3	0	1	1
Pérez, Delvin	.197	20	61	8	12	4	0	0	10	7	0	22	3	0	.290	.262	.552	0	0	1	0
Pinder, Chase	.250	4	12	0	3	1	0	0	2	1	0	3	0	1	.333	.333	.666	1	0	1	1
Raposo, Nick	.227	8	22	4	5	2	0	0	1	5	0	2	0	0	.393	.318	.711	0	0	1	1
Redmond, Chandler	.243	21	74	9	18	3	0	5	15	5	0	21	0	0	.288	.486	.774	1	0	0	2
Rodríguez, Julio	.172	9	29	4	5	0	0	1	6	7	0	8	1	0	.351	.276	.627	0	0	1	3
Sosa, Edmundo	.375	2	8	1	3	0	0	0	0	0	0	0	0	0	.444	.375	.819	0	0	1	0
Toerner, Justin	.316	7	19	5	6	0	0	0	2	7	0	6	1	0	.536	.316	.852	0	0	2	0
Walker, Jordan	.311	24	90	23	28	11	2	3	14	16	0	25	4	2	.418	.578	.996	2	0	2	3
Winn, Masyn	.308	7	26	6	8	4	0	2	5	3	0	5	1	0	.367	.692	1.059	1	0	0	0
TEAM TOTALS	.237	26	861	142	204	44	2	30	126	117	3	247	19	6	.340	.397	.737	10	1	22	21

PITCHERS	W	L	ERA	G	GS	CG	SHO	SV	SVO	IP	H	R	ER	HR	HB	BB	IBB	SO	BK	WP	DP	AVG	HLD
Black, Grant	1	1	3.29	10	0	0	0	1	3	13.2	11	6	5	3	1	5	0	13	1	0	1	.212	0
Brettell, Michael	2	0	6.38	10	0	0	0	0	0	18.1	20	13	13	2	1	6	1	12	1	2	3	.290	0
Escobar, Edgar	0	1	4.84	5	4	0	0	0	0	22.1	25	12	12	1	4	9	0	21	0	0	2	.298	0
Graceffo, Gordon	1	0	2.57	1	1	1	0	0	0	7.0	6	2	2	0	0	0	0	4	0	1	0	.222	0
Kealey, Sean	1	2	4.26	9	0	0	0	0	1	12.2	15	10	6	1	1	7	0	18	0	0	1	.300	0
Leahy, Kyle	3	1	4.30	5	5	0	0	0	0	29.1	31	16	14	4	2	18	0	22	0	3	5	.279	0
Loutos, Ryan	0	1	1.23	5	0	0	0	0	0	7.1	6	1	1	0	0	3	0	6	0	1	1	.222	0
Lunn, Connor	1	1	4.60	3	3	0	0	0	0	15.2	20	9	8	2	1	4	0	13	0	1	1	.323	0
Marnon, Kevin	0	0	27.00	4	0	0	0	0	0	2.1	6	7	7	0	0	6	0	1	0	0	0	.500	0
McGreevy, Michael	0	1	12.46	1	1	0	0	0	0	4.1	10	6	6	3	0	2	0	2	0	1	1	.455	0
Pacheco, Freddy	0	4	4.76	11	0	0	0	3	5	11.1	11	12	6	1	1	7	1	17	1	2	1	.262	0
Pike, Tyler	1	1	4.91	7	1	0	0	0	1	14.2	12	8	8	1	2	6	0	16	0	0	0	.218	1
Quezada, Johan	0	0	7.15	10	0	0	0	1	1	11.1	9	10	9	0	1	11	1	16	1	1	0	.209	2
Roach, Dalton	1	1	5.81	5	5	0	0	0	0	26.1	32	18	17	6	1	7	0	22	0	1	1	.294	0
Robles, Domingo	0	1	4.68	5	5	0	0	0	0	25.0	27	13	13	2	1	10	0	11	2	0	1	.278	0
Thompson, Connor	0	0	15.75	4	0	0	0	0	0	4.0	9	7	7	3	0	1	0	3	0	0	0	.409	0
VerHagen, Drew	0	0	0.00	1	1	0	0	0	0	2.0	0	0	0	0	0	0	0	3	0	0	0	.000	0
Williams, Garrett	0	0	11.57	2	0	0	0	0	0	2.1	1	3	3	0	1	2	0	6	0	0	0	.143	0
TEAM TOTALS	11	15	5.36	26	26	1	1	5	11	230.0	251	153	137	29	17	104	3	206	6	13	18	.280	3



2022 Cardinals June Stats

BATTERS	AVG	G	AB	R	H	2B	3B	HR	RBI	BB	IBB	SO	SB	CS	OBP	SLG	OPS	SF	SAC	HBP	GIDP
Antonini, Aaron	.300	5	20	4	6	2	0	0	4	2	0	4	0	0	.364	.400	.764	0	0	0	2
Baldoquin, Roberto	.192	7	26	1	5	1	0	0	3	1	0	5	0	1	.222	.231	.453	0	0	0	1
Carlson, Dylan	.000	3	7	0	0	0	0	0	0	1	0	1	0	0	.125	.000	.125	0	0	0	0
Davis, Jonah	.233	15	43	10	10	1	1	5	14	5	0	22	1	0	.327	.651	.978	0	1	1	1
Dunn, Nick	.302	24	96	11	29	5	2	1	7	12	0	8	0	0	.385	.427	.812	0	0	1	3
Gómez, Moises	.333	20	72	15	24	8	0	6	14	12	0	37	2	2	.430	.694	1.124	1	0	1	0
Koperniak, Matt	.230	23	74	14	17	3	0	2	5	14	0	20	1	1	.374	.351	.725	0	0	3	3
Núñez, Malcom	.381	23	84	19	32	2	0	9	27	12	0	21	1	2	.454	.726	1.180	1	0	0	5
Pages, Pedro	.152	9	33	4	5	0	0	0	1	3	0	17	0	0	.222	.152	.374	0	0	0	0
Pérez, Delvin	.273	13	44	6	12	2	0	2	9	6	0	16	2	0	.360	.455	.815	0	0	0	0
Raposo, Nick	.200	12	35	4	7	3	0	0	6	1	0	11	0	1	.216	.286	.502	1	0	0	0
Redmond, Chandler	.232	19	56	13	13	4	0	2	11	14	0	27	0	0	.394	.411	.805	0	0	1	1
Rodríguez, Julio	.263	13	38	8	10	1	0	1	6	14	0	16	0	0	.462	.368	.830	0	0	0	1
Toerner, Justin	.200	23	80	12	16	2	0	1	10	17	1	23	1	0	.360	.263	.623	0	0	3	2
Walker, Jordan	.300	23	90	18	27	7	1	3	9	10	0	17	4	0	.371	.500	.871	3	0	2	3
Winn, Masyñ	.245	24	98	14	24	5	0	3	13	14	0	23	5	2	.333	.388	.721	2	0	0	1
TEAM TOTALS	.265	26	896	153	237	46	4	35	139	138	1	268	17	9	.367	.442	.809	8	1	12	23

PITCHERS	W	L	ERA	G	GS	CG	SHO	SV	SVO	IP	H	R	ER	HR	HB	BB	IBB	SO	BK	WP	DP	AVG	HLD
Black, Grant	1	0	5.14	6	0	0	0	0	0	7.0	7	5	4	0	1	4	0	7	0	1	2	.269	1
Brettell, Michael	0	0	5.56	6	0	0	0	0	0	11.1	13	7	7	1	3	1	0	8	0	0	0	.283	0
Escobar, Edgar	2	2	8.84	5	3	0	0	0	0	19.1	25	19	19	4	1	11	0	20	0	1	3	.316	0
Flaherty, Jack	0	0	0.00	1	1	0	0	0	0	3.0	0	0	0	0	0	0	0	3	0	0	0	.000	0
Graceffo, Gordon	2	1	3.49	5	5	0	0	0	0	28.1	23	14	11	5	1	4	0	25	0	2	3	.219	0
Kealey, Sean	0	0	9.00	1	0	0	0	0	0	1.0	1	1	1	0	0	3	0	2	0	0	0	.250	0
Leahy, Kyle	1	2	6.75	5	5	0	0	0	0	24.0	26	20	18	6	3	13	0	26	0	2	2	.268	0
Loutos, Ryan	1	0	1.80	10	0	0	3	3	15.0	8	4	3	0	1	7	0	20	0	2	0	0	.151	0
Lunn, Connor	0	0	6.00	4	4	0	0	0	0	12.0	14	9	8	3	1	4	0	9	0	1	0	.292	0
McGreevy, Michael	3	1	3.21	6	6	0	0	0	0	33.2	35	14	12	5	0	10	0	34	0	1	7	.276	0
Pacheco, Freddy	1	1	3.86	6	0	0	0	1	1	9.1	7	4	4	2	0	6	0	16	0	2	1	.226	0
Pike, Tyler	0	1	7.88	7	0	0	0	1	8.0	9	7	7	1	0	8	0	10	0	1	0	0	.290	0
Quezada, Johan	0	0	8.31	5	0	0	0	0	1	8.2	14	8	8	1	0	5	0	11	0	2	0	.368	0
Roach, Dalton	0	3	4.30	7	2	0	0	0	0	23.0	23	12	11	4	2	3	0	28	0	0	0	.256	1
Robles, Domingo	1	1	12.56	5	0	0	0	0	0	14.1	21	22	20	4	1	8	0	10	1	2	2	.344	0
Williams, Garrett	1	1	2.08	3	0	0	0	0	0	8.2	4	3	2	2	3	1	0	14	0	0	0	.133	0
YaSenka, Michael	0	0	5.06	3	0	0	0	0	0	5.1	5	3	3	2	0	1	0	1	0	0	0	.238	0
TEAM TOTALS	13	13	5.35	26	26	0	1	4	6	232.0	235	152	138	40	17	89	0	244	1	17	20	.262	2

DESIGNATED HITTER RULE

A hitter may be designated to bat for the pitcher in any spot in the batting order in any game without affecting the status of the pitcher. The designated hitter must be selected and be included on the lineup cards presented to the umpire-in-chief prior to the game. Failure to do so precludes the use of a designated hitter for that game.

The designated hitter is "locked" into the batting order but may be removed for a pinch-hitter or pinch-runner, who in turn becomes the designated hitter. The designated hitter, while still in the game, may be used defensively but the pitcher then assumes the batting order of the replaced defensive player, thus terminating the designated hitter role.



2022 Cardinals July Stats

BATTERS	AVG	G	AB	R	H	2B	3B	HR	RBI	BB	IBB	SO	SB	CS	OBP	SLG	OPS	SF	SAC	HBP	GDP
Antico, Michael	.261	23	92	23	24	6	0	3	15	15	0	28	14	2	.367	.424	.791	1	0	1	0
Antonini, Aaron	.158	7	19	1	3	0	0	0	0	2	0	4	0	0	.304	.158	.462	0	0	2	1
Baldoquin, Roberto	.294	12	34	10	10	1	0	0	2	12	0	6	0	0	.510	.324	.834	0	0	3	0
Buchberger, Jacob	.200	1	5	2	1	0	0	1	1	0	0	1	1	0	.200	.800	1.000	0	0	0	0
Davis, Jonah	.107	10	28	4	3	1	0	1	1	1	0	16	0	0	.138	.250	.388	0	0	0	0
Dunn, Nick	.338	21	74	19	25	5	1	2	9	17	0	9	2	1	.467	.514	.981	0	0	1	2
Koperniak, Matt	.364	13	44	10	16	3	0	1	10	3	0	10	1	0	.417	.500	.917	0	1	1	2
Núñez, Malcom	.230	22	87	12	20	2	0	5	20	8	0	21	2	0	.299	.425	.724	1	0	1	3
Pinder, Chase	.333	20	66	19	22	5	0	6	25	21	0	18	2	3	.489	.682	1.171	1	0	0	1
Raposo, Nick	.373	15	59	15	22	6	0	4	13	6	0	13	0	0	.431	.678	1.109	0	0	0	0
Redmond, Chandler	.283	13	46	7	13	0	0	4	13	3	0	21	0	0	.320	.543	.863	1	0	0	0
Robinson, Errol	.176	4	17	2	3	0	0	0	1	0	0	4	1	0	.176	.176	.352	0	0	0	1
Rodriguez, Julio	.333	14	42	7	14	4	0	4	11	8	0	13	1	0	.431	.714	1.145	1	0	0	2
Toerner, Justin	.194	20	62	15	12	3	0	2	12	13	0	23	5	0	.354	.339	.693	1	0	3	1
Walker, Jordan	.290	16	69	14	20	4	0	5	13	6	1	20	0	1	.342	.565	.907	1	0	0	2
Winn, Masyn	.305	19	82	18	25	4	0	3	14	7	0	23	7	2	.356	.463	.819	1	1	0	0
TEAM TOTALS	.282	24	826	178	233	44	1	41	160	122	1	230	36	9	.379	.487	.866	8	2	12	15

PITCHERS	W	L	ERA	G	GS	CG	SHO	SV	SVO	IP	H	R	ER	HR	HB	BB	IBB	SO	BK	WP	DP	AVG	HLD
Beller, John	2	0	10.13	5	0	0	0	0	0	5.1	5	6	6	2	1	1	0	6	0	1	0	.250	0
Brettell, Michael	1	1	9.00	7	0	0	0	0	0	9.0	13	10	9	1	3	6	1	12	0	2	2	.351	0
Escobar, Edgar	3	2	5.67	5	5	0	0	0	0	27.0	29	18	17	4	2	10	0	15	0	0	3	.271	0
Graceffo, Gordon	2	1	3.47	4	4	0	0	0	0	23.1	19	9	9	4	0	7	0	18	0	2	0	.211	0
Gragg, Logan	0	0	4.91	7	0	0	0	3	4	14.2	12	9	8	5	2	7	0	12	0	0	0	.214	1
Leahy, Kyle	3	0	5.06	5	5	0	0	0	0	26.2	29	15	15	4	0	13	0	31	0	1	3	.279	0
Lunn, Connor	1	2	9.53	5	5	0	0	0	0	22.2	32	24	24	6	0	9	0	17	0	0	1	.337	0
McGreevy, Michael	2	1	6.75	5	5	0	0	0	0	21.1	26	16	16	1	0	6	0	12	0	2	2	.299	0
Pike, Tyler	0	0	2.57	8	0	0	0	2	2	14.0	9	4	4	3	1	13	0	20	0	2	3	.191	1
Quezada, Johan	0	0	2.70	2	0	0	0	0	0	3.1	1	1	1	1	0	4	0	4	0	1	0	.091	1
Roach, Dalton	0	1	1.86	8	0	0	0	2	2	9.2	6	3	2	2	0	0	0	12	0	0	0	.171	0
Roberts, Griffin	0	0	3.00	6	0	0	0	0	0	6.0	3	3	2	0	3	5	0	5	0	2	1	.158	1
Robles, Domingo	0	2	6.46	7	0	0	0	1	2	15.1	17	11	11	0	3	8	0	13	1	1	0	.274	1
Taveras, Leonardo	0	0	7.04	6	0	0	0	0	1	7.2	4	6	6	1	0	7	1	8	0	2	0	.148	0
YaSenka, Michael	0	0	7.04	4	0	0	0	0	0	7.2	5	6	6	0	3	8	0	12	0	2	0	.185	0
TEAM TOTALS	14	10	5.73	24	24	0	0	8	11	213.2	210	136	34	18	104	2	197	1	18	15	.255	5	

FRANCHISE MONTHLY BESTS

Wins	Losses	Highest Winning Pct.	Lowest Winning Pct.
20 July, 2017	20 August, 2019	.714 (20-8) June, 2007	.250 (5-15) April, 2015
20 June, 2007	20 August, 2006	.692 (18-8) June, 2008	.261 (6-17) May, 2021
19 July, 2012	19 June, 2018	.667 (20-10) July, 2017	.269 (7-19) June, 2018
19 August, 2010	18 July, 2016	.655 (19-10) July, 2012	.307 (8-18) August, 2021
19 August, 2008	18 May, 2015	.655 (19-10) August, 2008	.310 (9-20) August, 2006
18 June, 2008	18 June, 2011	.640 (16-9) June, 2016	.330 (8-17) April, 2019
17 May, 2016	18 August, 2021	.633 (19-11) August, 2010	.333 (10-20) August, 2019
17 May, 2012	17 April, 2019	.625 (15-9) April, 2006	.333 (8-16) April, 2012
17 August, 2005	17 August, 2018	.619 (13-9) April, 2018	.357 (10-18) June, 2011
17 May, 2005	17 May, 2018 (3 other times)		.360 (9-16) June, 2006



2022 Cardinals August Stats

BATTERS	AVG	G	AB	R	H	2B	3B	HR	RBI	BB	IBB	SO	SB	CS	OBP	SLG	OPS	SF	SAC	HBP	GDP
Antico, Michael	.256	23	90	13	23	6	0	3	10	8	0	22	7	2	.337	.422	.759	0	0	3	2
Antonini, Aaron	.182	5	11	2	2	0	0	0	0	2	0	1	0	0	.308	.182	.490	0	0	0	0
Davis, Jonah	.182	8	11	5	2	1	1	0	2	3	0	7	0	0	.438	.455	.893	0	0	2	0
Dunn, Nick	.225	23	89	17	20	3	0	2	13	8	0	11	1	0	.317	.326	.643	0	0	4	2
Koperniak, Matt	.371	22	89	23	33	5	2	6	22	7	0	17	2	3	.417	.674	1.091	0	1	0	1
Lopez, Irving	.256	13	43	5	11	0	0	1	4	3	0	5	0	0	.304	.326	.630	0	0	0	0
Pinder, Chase	.226	20	62	8	14	5	0	1	15	21	0	14	3	0	.424	.355	.779	1	0	1	1
Raposo, Nick	.250	15	52	8	13	5	0	1	9	9	0	15	1	0	.361	.404	.765	0	0	0	2
Redmond, Chandler	.186	16	59	9	11	1	1	6	21	6	0	19	0	0	.258	.542	.800	1	0	0	1
Robinson, Errol	.279	21	61	9	17	1	0	1	7	12	0	21	6	1	.405	.344	.749	0	0	1	0
Rodriguez, Julio	.319	15	47	8	15	1	0	3	14	7	0	13	0	0	.418	.532	.950	0	0	1	3
Toerner, Justin	.379	10	29	4	11	4	0	2	6	7	0	13	1	0	.514	.724	1.238	0	0	1	0
Walker, Jordan	.311	25	90	24	28	4	0	5	14	11	0	25	2	1	.390	.522	.912	2	0	2	1
Whalen, Brady	.333	18	54	10	18	6	2	0	8	3	0	9	3	0	.373	.519	.892	1	1	1	1
Winn, Masyn	.227	25	97	20	22	9	1	3	11	14	0	26	9	1	.327	.433	.760	1	1	1	0
TEAM TOTALS	.271	26	884	165	240	51	7	34	156	121	0	218	35	8	.368	.460	.828	6	3	17	14

PITCHERS	W	L	ERA	G	GS	CG	SHO	SV	SVO	IP	H	R	ER	HR	HB	BB	IBB	SO	BK	WP	DP	AVG	HLD
Beller, John	1	0	2.45	6	0	0	0	0	0	7.1	5	2	2	0	0	6	0	7	0	1	2	.192	1
Brettell, Michael	1	2	2.00	10	0	0	0	1	1	18.0	10	4	4	0	1	11	0	13	0	0	4	.175	1
Dalatri, Gianluca	0	0	9.35	4	0	0	0	0	0	8.2	13	9	9	4	1	6	0	7	1	0	0	.371	0
Escobar, Edgar	0	4	8.20	5	5	0	0	0	0	26.1	33	26	24	11	0	8	0	25	1	1	1	.311	0
Flaherty, Jack	0	0	2.63	3	3	0	0	0	0	13.2	13	4	4	0	0	4	0	20	0	0	1	.250	0
Graceffo, Gordon	0	2	9.33	5	5	0	0	0	0	18.1	23	19	19	7	0	11	0	14	1	3	0	.307	0
Gragg, Logan	0	0	8.76	7	1	0	0	1	2	12.1	15	12	12	5	4	6	0	14	0	0	1	.306	0
Leahy, Kyle	1	1	5.68	5	5	0	0	0	0	25.1	30	19	16	4	1	14	0	27	0	0	2	.294	0
Lopez, Irving	0	0	0.00	1	0	0	0	0	0	0.1	0	0	0	0	0	0	0	0	0	0	0	.000	0
Lunn, Connor	0	1	11.57	1	1	0	0	0	0	4.2	10	6	6	1	2	1	0	5	0	0	0	.435	0
McGreevy, Michael	1	0	3.09	5	5	0	0	0	0	23.1	22	9	8	2	0	7	0	17	2	0	4	.256	0
Pike, Tyler	4	1	6.59	9	0	0	0	0	3	13.2	16	10	10	3	2	5	1	20	0	0	0	.286	0
Roach, Dalton	2	2	4.09	11	0	0	0	4	6	11.0	10	5	5	2	0	4	0	11	0	1	0	.250	0
Roberts, Griffin	0	0	16.43	7	0	0	0	0	0	7.2	9	14	14	1	6	11	0	12	0	4	0	.300	0
Robles, Domingo	2	0	6.50	5	1	0	0	0	0	18.0	23	13	13	1	1	5	0	12	2	0	2	.315	0
Taveras, Leonardo	0	0	5.40	1	0	0	0	0	0	1.2	0	1	1	0	0	4	0	2	0	0	1	.000	0
YaSenka, Michael	1	0	6.10	6	0	0	0	0	0	10.1	9	7	7	2	0	12	0	13	0	3	0	.220	0
TEAM TOTALS	13	13	6.28	26	26	0	0	6	12	220.2	241	154	43	18	115	1	219	7	13	18	.282	2	

CARDINALS LONGEST AVERAGE TIME OF GAME

- 3:11 (2021)*
- 2:55 (2019)
- 2:53 (2008)
- 2:51 (2015)
- 2:51 (2011)
- 2:50 (2009)
- 2:49 (2014)
- 2:48 (2013)
- 2:48 (2012)
- 2:47 (2022)**

*=9-inning average



2022 Cardinals September Stats

BATTERS	AVG	G	AB	R	H	2B	3B	HR	RBI	BB	IBB	SO	SB	CS	OBP	SLG	OPS	SF	SAC	HBP	GIDP
Antico, Michael	.155	14	58	8	9	0	0	2	6	7	0	17	9	0	.246	.259	.505	0	0	0	1
Antonini, Aaron	.071	4	14	1	1	0	0	1	3	1	0	3	0	0	.188	.286	.474	0	0	1	0
Buchberger, Jacob	.750	4	8	1	6	1	0	0	3	5	0	2	1	2	.846	.875	1.721	0	0	0	0
Davis, Jonah	.133	6	15	1	2	0	0	1	2	3	0	8	0	0	.278	.333	.611	0	0	0	0
Dunn, Nick	.300	13	40	6	12	4	0	0	4	10	1	2	0	0	.431	.400	.831	1	0	0	0
Koperniak, Matt	.231	8	26	3	6	1	0	0	1	4	1	5	1	0	.323	.269	.592	1	0	0	0
Lopez, Irving	.306	14	36	8	11	4	0	1	7	12	0	8	3	0	.471	.500	.971	2	0	1	0
Lott, Todd	.238	5	21	3	5	1	0	1	4	0	0	7	1	0	.238	.429	.667	0	0	0	1
Pinder, Chase	.154	3	13	0	2	0	0	0	1	1	0	6	0	0	.214	.154	.368	0	0	0	0
Raposo, Nick	.222	9	36	5	8	2	0	2	5	2	0	14	0	0	.263	.444	.707	0	0	0	0
Redmond, Chandler	.278	10	36	6	10	1	1	2	8	3	0	9	0	1	.333	.528	.861	0	0	0	0
Robinson, Errol	.293	14	41	10	12	3	0	0	4	13	0	17	5	2	.463	.366	.829	0	0	0	1
Rodriguez, Julio	.139	9	36	5	5	1	0	1	9	5	0	11	0	0	.238	.250	.488	1	0	0	2
Toerner, Justin	.227	6	22	5	5	2	0	1	4	3	0	10	1	0	.346	.455	.801	0	0	1	0
Walker, Jordan	.304	14	56	8	17	3	0	2	10	6	0	10	5	0	.371	.464	.835	0	0	0	0
Whalen, Brady	.273	11	44	10	12	5	1	0	7	4	0	11	2	0	.333	.432	.765	0	0	0	0
Winn, Masyn	.238	11	42	11	10	3	0	0	5	12	0	9	6	0	.407	.310	.717	0	0	0	1
TEAM TOTALS	.244	16	544	91	133	31	2	14	83	91	2	149	34	5	.353	.386	.739	5	0	3	6

PITCHERS	W	L	ERA	G	GS	CG	SHO	SV	SVO	IP	H	R	ER	HR	HB	BB	IBB	SO	BK	WP	DP	AVG	HLD
Beller, John	0	1	10.80	4	0	0	0	0	0	3.1	1	6	4	0	0	7	0	4	0	1	0	.091	0
Brettell, Michael	0	0	3.86	6	0	0	0	2	7.0	11	8	3	1	0	4	0	5	0	2	0	.367	1	
Dalatri, Gianluca	0	0	4.91	3	0	0	0	0	3.2	4	2	2	0	0	5	0	4	0	0	1	.286	0	
Escobar, Edgar	0	2	5.63	3	3	0	0	0	16.0	19	10	10	2	0	7	0	9	0	1	2	.306	0	
Graceffo, Gordon	2	0	0.00	3	3	0	0	0	16.2	5	0	0	0	2	2	0	22	0	0	0	.093	0	
Gragg, Logan	1	1	5.06	3	3	0	0	0	16.0	23	10	9	3	0	4	0	16	1	0	1	.329	0	
Granillo, Andre	0	1	22.50	3	0	0	0	1	2	2.0	7	5	5	0	0	2	1	5	0	0	.538	0	
Leahy, Kyle	2	0	1.00	3	2	0	0	0	18.0	17	2	2	0	0	7	0	15	0	0	3	.254	0	
Lunn, Connor	1	1	4.50	4	0	0	0	0	4.0	4	4	2	1	0	3	0	6	0	0	1	.267	1	
Matz, Steven	0	0	7.71	2	2	0	0	0	2.1	3	2	2	0	0	4	0	3	0	0	0	.273	0	
McGreevy, Michael	0	1	4.96	3	3	0	0	0	16.1	16	10	9	3	0	1	0	11	0	0	3	.258	0	
Pike, Tyler	0	0	6.00	1	0	0	0	1	1	3.0	4	2	2	0	0	0	3	0	0	0	.364	0	
Roach, Dalton	2	0	1.29	5	0	0	0	1	2	7.0	3	1	1	1	0	1	0	7	0	0	.130	0	
Roberts, Griffin	0	0	11.25	3	0	0	0	0	4.0	2	5	5	1	3	5	0	6	1	2	0	.143	0	
Robles, Domingo	1	0	5.63	4	0	0	0	0	16.0	18	10	10	3	0	5	0	14	0	1	1	.281	0	
YaSenka, Michael	0	0	8.31	6	0	0	0	0	8.2	11	9	8	2	1	4	0	10	0	0	0	.314	0	
TEAM TOTALS	9	7	4.63	16	16	0	1	3	7	144.0	148	86	74	17	6	61	1	140	2	7	13	.266	2



2022 Cardinals Highs and Lows

TEAM BATTING

Most Runs	Inning	Cardinals	12	7th, 8/24 @ NW Arkansas
Most Runs	Inning	Opponents	7*	8th, 7/17 vs. Tulsa
Most Runs	Game	Cardinals	21	8/10 @ Amarillo
Most Runs	Game	Opponents	16	4/23 vs. Tulsa; 6/2 vs. Arkansas; 7/17 vs. Tulsa
Most Runs	Game	Both Clubs		
Most Hits	Game	Cardinals	21	8/10 @ Amarillo
Most Hits	Game	Opponents	19	6/2 vs. Arkansas
Fewest Hits	Game	Cardinals	2*	Most recent, 9/7 vs. San Antonio
Most Home Runs	Game	Cardinals	8	8/10 @ Amarillo
Most Home Runs	Game	Opponents	4*	Most recent, 5/10 vs. Amarillo

TEAM PITCHING

Most Strikeouts	Game	Cardinals	16	4/12 @ Arkansas
Most Strikeouts	Game	Opponents	14	9/15 @ Tulsa
Fewest Strikeouts	Game	Cardinals		
Fewest Strikeouts	Game	Opponents		
Most Walks	Game	Cardinals	15	8/25 @ NW Arkansas
Most Walks	Game	Opponents	12	8/25 @ NW Arkansas
Fewest Walks	Game	Cardinals		
Fewest Walks	Game	Opponents		
Fewest Hits Allowed	Game	Cardinals	1	4/16 @ Arkansas

TEAM MISCELLANEOUS

Largest Crowd	Home	6,783	9/10 vs. San Antonio
Largest Crowd	Road	7,451	9/16 @ Tulsa
Longest Game	Innings	11.0	5/15 vs. Amarillo; 5/18 @ Wichita
Longest Game	Time (Overall)	3:55	4/8 vs. NW Arkansas
Longest Game	Time (9-inning)	3:55	4/8 vs. NW Arkansas
Largest Margin of Victory		17 (21-4)	8/10 @ Amarillo
Largest Defeat		14 (1-15)	8/19 vs. Arkansas
Most Left on Base		16	9/2 vs. Wichita
Most Errors Defensively		4	4/8 vs. NW Arkansas
Longest Winning Streak		6	6/21-6/26
Longest Losing Streak		6	7/30-8/5

INDIVIDUAL BATTING

Longest Hitting Streak	Games	11	Delvin Perez	7/12-8/5
Most Runs	Game	4*	Multiple	Most recent, Errol Robinson, 8/25 @ NW Arkansas
Most Hits	Game	5	Multiple	C. Pinder, 4/9 vs. NWA; C. Redmond, 8/10 @ AMA
Most Doubles	Game	2	Multiple	Most recent, Brady Whalen, 8/26 @ NW Arkansas
Most Triples	Game	1*	Multiple	Most recent, Chandler Redmond, 8/10 @ AMA
Most Home Runs	Game	4	Chandler Redmond	8/10 @ Amarillo
Most RBIs	Game	11	Chandler Redmond	Most recent, Nick Raposo, 8/8 vs. Tulsa
Most Stolen Bases	Game	3	Delvin Perez	4/21, vs. Arkansas

INDIVIDUAL PITCHING

Most Strikeouts	Starter	9	Multiple	Most recent, Gordon Graceffo, 9/15 at Tulsa
Most Walks	Starter	6	Kyle Leahy	5/4 vs. NW Arkansas
Most Innings Pitched	Starter	8.0	Domingo Robles	4/16 @ Arkansas
Most Innings Pitched	Reliever	5.0	Multiple	Most recent, Domingo Robles, 8/16 @ Arkansas

*Occured more than once - most recent time listed | **Franchise Record** | *Tied Franchise Record*



2022 Cardinals vs. Opponents

	TEXAS LEAGUE NORTH								
	HOME		ROAD		TOTALS		SERIES		
	W	L	W	L	W	L	W	L	T
Arkansas	5	7	5	7	10	14	1	2	1
NW Arkansas	4	5	12	3	16	8	3	1	1
Tulsa	6	6	7	5	13	11	2	1	1
Wichita	6	6	2	4	8	10	0	1	2
TOTALS	21	24	26	19	47	43	2	11	4

	TEXAS LEAGUE SOUTH								
	HOME		ROAD		TOTALS		SERIES		
	W	L	W	L	W	L	W	L	T
Amarillo	3	3	3	3	6	6	0	0	2
Corpus Christi	2	4	2	4	4	8	0	2	0
Frisco	2	4	0	0	2	4	0	1	0
Midland	0	0	3	3	3	3	0	0	1
San Antonio	3	3	3	3	6	6	0	0	2
TOTALS	10	14	11	13	21	27	2	11	4

2022 Cardinals Record When

At Home	31-38	Committing an error	25-44
On the Road	37-32	Errorless Games	43-26
Day Games	14-5	Doubleheader	1-1
Night Games	54-65		
One-Run Games	15-17	By Day	
Scoring 4+ Runs	61-36	Tuesday	12-8
Scoring 3 or Less	7-34	Wednesday	9-13
Cards Score First	46-20	Thursday	8-14
Opp Score First	21-50	Friday	12-13
Out-Hit Opponents	47-11	Saturday	13-11
Out-Hit By Opp	16-51	Sunday	14-9
Hits Even	5-8	By Month	
When Hit HR	52-38	April	8-12
Solo HRs	90	May	11-15
2-R HRs	50	June	13-13
3-R HRs	26	July	14-10
Grand Slams	7	August	13-13
		September	9-7
		By Series	
Lead after 7	55-3	Won	6
Tied After 7	4-9	Lost	8
Trail After 7	6-57	Split	10
		Swept Opponent	1
Lead after 8	56-1	Swept by Opponent	0
Tied After 8	7-5		
Trail After 8	1-62		
First Game of Series	12-11		
Last Game of Series	14-9		
First Game of Homestand	7-5		
Last Game of Homestand	5-7		
First Game of Road Trip	6-6		
Last Game of Road Trip	10-2		
After Scheduled Off-Day	13-8		



2022 Texas League Fielding Leaders

FIRST BASE

Leader	Crim, Blaine	FRI	.995
Games	Crim, Blaine	FRI	102
TC	Scheiner, Jake	ARK	768
PO	Crim, Blaine	FRI	712
Assists	Scheiner, Jake	ARK	58
Errors	Yerzy, Andy	AMA	9
DP	Crim, Blaine	FRI	82

SECOND BASE

Leader	Dunn, Nick	SPR	.981
Games	Dunn, Nick	SPR	103
TC	Dunn, Nick	SPR	415
PO	Dunn, Nick	SPR	175
Assists	Dunn, Nick	SPR	232
Errors	Julien, Edouard	WCH	9
DP	Dunn, Nick	SPR	72

THIRD BASE

Leader	Harris, Brett	MID	.975
Games	Forbes, Ti'Quan	AMA	84
TC	Means, Jake	NWA	203
PO	Walker, Jordan	SPR	60
Assists	Rizzo, Joe	ARK	142
Errors	Walker, Jordan	SPR	18
DP	Forbes, Ti'Quan	AMA	16

SHORTSTOP

Leader	Whitcomb, Shay	CC	.989
Games	Kessinger, Grae	CC	88
TC	Ornelas, Jonathan	FRI	367
PO	Amaya, Jacob	TUL	151
Assists	Davidson, Logan	MID	134
Errors	Valera, Leonel	TUL	20
DP	Davidson, Logan	MID	57

OUTFIELD

Leader	Abreu (CC) / Antico (SPR)		1.000
Games	Marlowe, Cade	ARK	113
TC	Marlowe, Cade	ARK	279
PO	Marlowe, Cade	ARK	267
Assists	Pages, Andy	TUL	14
Errors	Marlowe, Cade	ARK	7
DP	Pages, Andy	TUL	5

CATCHER

Leader	Centeno, Juan	AMA	.997
Games	Anchia, Jake	ARK	75
TC	Anchia, Jake	ARK	779
PO	Anchia, Jake	ARK	734
Assists	Anchia, Jake	ARK	38
Errors	Berryhill, Luke	CC	12
DP	Anchia, Jake	ARK	6

PITCHER

Leader	Dollard, Taylor	ARK	1.000
Games	Kuhn, Travis	ARK	50
TC	Rooney, John	TUL	34
PO	Marsh, Alec	NWA	13
Assists	Rooney, John	TUL	21
Errors	Rooney, John	TUL	8
DP	Cecconi, Slade	AMA	3

CAUGHT STEALING/SB AGAINST EFFICIENCY

TEAM	CS	SB	ATT	PCT
Arkansas	41	144	185	.980
Springfield	35	99	134	.980
Frisco	39	157	196	.979
Midland	34	147	181	.978
Wichita	35	157	192	.978
Amarillo	51	91	142	.977
San Antonio	42	113	155	.976
Tulsa	38	240	278	.974
NW Arkansas	35	162	197	.974
Corpus Christi	51	148	199	.974

2022 Texas League Team Fielding Statistics

TEAM	PCT	G	PO	A	E	TC	DP	PB
Arkansas Travelers	.980	138	3612	1139	96	4847	98	23
Springfield Cardinals	.980	138	3640	1198	101	4939	118	12
Frisco RoughRiders	.979	137	3621	1156	103	4880	111	11
Midland RockHounds	.978	137	3585	1221	109	4915	121	11
Wichita Wind Surge	.978	137	3587	1041	105	4733	78	18
Amarillo Sod Poodles	.977	137	3616	1178	115	4909	127	13
San Antonio Missions	.976	136	3592	1282	119	4993	119	16
Tulsa Drillers	.974	136	3516	1077	121	4714	88	16
Northwest Arkansas Naturals	.974	137	3593	1179	127	4899	119	21
Corpus Christi Hooks	.974	137	3562	1102	126	4790	129	11

CARDINALS TRIPLE PLAYS

Date	Opponent	Score	Inning	Positions
June 13, 2012	Arkansas	L, 1-6	5	SS-2B-C-2B
July 24, 2016	at NW Arkansas	L, 0-2	4	3B-2B-1B
April 30, 2018	Arkansas	W, 8-4	9	2B-SS-1B-P-3B
July 1, 2018	Midland	W, 4-1	6	3B-2B-1B



2022 Texas League Batting Leaders

BATTING AVERAGE			AT-BATS			HOME RUNS		
.333	Connor Hollis	SA	525	Jonathan Ornelas	FRI	30	Leandro Cedenno	AMA
.324	Justin Dirden	CC	491	Yorman Rodriguez	SA	28	Ryan Ward	TUL
.319	Jordan Diaz	MID	488	Joe Rizzo	ARK	26	Andy Pages	TUL
.313	Chase Calabuig	MID	487	Andy Pages	TUL	24	Crim (FRI) / Lewis (TUL)	
.310	Leandro Cedenno	AMA	477	Jake Scheiner	ARK	21	Rizzo (ARK) / Scheiner (ARK)	

RBI			STOLEN BASES			HITS		
105	Jake Scheiner	ARK	42	DaShawn Keirsej Jr.	WCH	157	Jonathan Ornelas	FRI
93	Leandro Cedenno	AMA	36	Cade Marlowe	ARK	141	Jordan Walker	SPR
91	Blaine Crim	FRI	34	Austin Martin	WCH	137	Yorman Rodriguez	SA
86	Cade Marlowe	ARK	30	Michael Antico	SPR	136	Blaine Crim	FRI
83	Yorman Rodriguez	SA	28	Masyn Winn	SPR	135	Joe Rizzo	ARK

DOUBLES			ON-BASE PERCENTAGE			SLUGGING PERCENTAGE		
34	Jake Scheiner	ARK	.441	Edouard Julien	WCH	.616	Justin Dirden	CC
32	Justin Dirden	CC	.432	Connor Hollis	SA	.563	Leandro Cedenno	AMA
31	Foscue (FRI) / Walker (SPR)		.411	Justin Dirden	CC	.510	Jordan Walker	SPR
30	Barrosa (AMA) / Rizzo (ARK)		.399	Wilyer Abreu	CC	.508	Blaine Crim	FRI
29	Diaz (AMA) / Pages (TUL)		.394	Chase Calabuig	MID	.507	Jordan Diaz	MID

EXTRA-BASE HITS			RUNS SCORED			TRIPLES		
58	Andy Pages	TUL	100	Jordan Walker	SPR	5	Justin Dirden	CC
57	Justin Dirden	CC	88	Jack Larsen	ARK	4	Jack Larsen	ARK
55	Jake Scheiner	ARK	86	Leandro Cedenno	AMA	4	Cade Marlowe	ARK
53	Jordan Walker	SPR	85	Jorge Barrosa	AMA	4	Kaden Polcovich	ARK
51	Joe Rizzo	ARK	84	Ornelas (FRI) / Rizzo (ARK)		4	Riley Unroe	ARK

TOTAL BASES			STRIKEOUTS			BASES ON BALLS		
240	Leandro Cedenno	AMA	168	Robbie Glendinning	NWA	98	Edouard Julien	WCH
235	Jordan Walker	SPR	165	Shay Whitcomb	CC	78	Wilyer Abreu	CC
234	Blaine Crim	FRI	147	Brandon Lewis	TUL	75	Robbie Glendinning	NWA
228	Pages (TUL) / Rizzo (ARK)		144	Kyle McCann	MID	73	Jake Scheiner	ARK
223	Ornelas (FRI) / Ward (TUL)		140	Andy Pages	TUL	72	Jack Larsen	ARK

SACRIFICE HITS			SACRIFICE FLIES			HIT BY PITCH		
6	Nick Loftin	NWA	13	Blaine Crim	FRI	21	Austin Martin	WCH

INTENTIONAL BASE ON BALLS			CAUGHT STEALING			GROUNDED INTO DOUBLE PLAY		
4	Jonathan Ornelas	FRI	12	Connor Hollis	SA	23	Leandro Cedenno	AMA

2022 Texas League Team Batting Statistics

TEAM	AVG	G	AB	R	H	2B	3B	HR	RBI	BB	SO	SB	CS	GIDP	SLG	OBP
Amarillo Sod Poodles	.277	137	4735	832	1312	250	26	179	769	490	1166	147	52	112	.454	.352
San Antonio Missions	.266	136	4593	723	1221	240	29	102	652	567	1129	165	42	106	.397	.356
Midland RockHounds	.265	137	4636	710	1230	240	15	152	673	539	1271	78	30	113	.422	.350
Frisco RoughRiders	.265	137	4654	783	1234	259	23	168	725	547	1117	145	52	88	.439	.350
Wichita Wind Surge	.261	137	4543	729	1185	216	23	164	682	613	1265	170	50	95	.427	.356
Northwest Arkansas Naturals	.259	137	4644	782	1203	243	15	160	719	638	1289	179	45	88	.421	.353
Springfield Cardinals	.258	138	4673	840	1207	243	17	178	766	687	1280	164	40	92	.432	.360
Arkansas Travelers	.251	138	4617	739	1160	209	25	125	675	646	1204	152	32	69	.389	.349
Corpus Christi Hooks	.247	137	4531	748	1119	237	25	174	705	640	1391	158	36	87	.426	.351
Tulsa Drillers	.246	136	4495	707	1107	214	23	196	664	534	1267	100	22	73	.435	.334



2022 Texas League Pitching Leaders

EARNED RUN AVERAGE			WINS			SAVES		
2.25	Taylor Dollard	ARK	16	Taylor Dollard	ARK	14	Michael Stryffeler	ARK
3.67	Jack Cushing	MID	11	Jack Cushing	MID	13	Blake Rogers	AMA
4.37	Slade Ceconi	AMA	10	Cody Bradford	FRI	11	Felipe (SA) / Zuniga (TUL)	
4.51	Stephen Kolek	ARK	10	Kyle Leahy	SPR	9	Fernery Ozuna	FRI
4.84	David Leal	MID	10	Colin Peluse	MID	8	Freddy Pacheco	SPR

GAMES			GAMES STARTED			SHUTOUTS		
50	Travis Kuhn	ARK	27	Dollard (ARK) / Kolek (ARK)		1	Daniel Gossett	WCH
48	Guillermo Zungia	TUL	26	Bradford (FRI) / Leahy (SPR)		1	Connor Jones	ARK
47	Braden Shipley	ARK	25	Slade Ceconi	AMA	1	Anthony Veneziano	NWA
46	Steven Cruz	WCH	25	Bryce Jarvis	AMA			
45	Brettell (SPR) / Haberer (ARK)		25	2 others tied				

STRIKEOUTS			WALKS			HOME RUNS ALLOWED		
147	Alec Marsh	NWA	71	Kyle Leahy	SPR	27	Jarvis (AMA) / Marsh (NWA)	
144	Leahy (SPR) / Pfaadt (AMA)		66	Kolek (ARK) / Veneziano (NWA)		24	Anthony Veneziano	NWA
138	Stephen Kolek	ARK	61	Julio Robaina	CC	23	Edgar Escobar	SPR
131	Taylor Dollard	ARK	60	Bryce Jarvis	AMA	22	Ceconi (AMA) / Leahy (SPR)	
129	Anthony Veneziano	NWA	56	Jack Leiter	56	20	Dalton Roach	SPR

INNINGS PITCHED			WHIP			AVG		
144.0	Taylor Dollard	ARK	0.95	Taylor Dollard	ARK	.203	Taylor Dollard	ARK
143.2	Stephen Kolek	ARK	1.24	Cody Bradford	FRI	.248	Cody Bradford	FRI
141.0	Kyle Leahy	SPR	1.31	Jack Cushing	MID	.257	Cushing (MID) / Kolek (ARK)	
129.2	Slade Ceconi	AMA	1.32	Leal (MID) / Ceconi (AMA)		.266	Slade Ceconi	AMA
124.1	Edgar Escobar	SPR	1.36	Colin Peluse	MID	.273	Anthony Veneziano	NWA

LOSSES			HOLDS			COMPLETE GAMES		
15	Alec Marsh	NWA	12	Braden Shipley	ARK	2	Thomas Eshelman	SA
13	Stephen Kolek	ARK	9	Schlichtholtz (SA) / Sweet (ARK)		1	6 others tied	
12	Edgar Escobar	SPR	8	Onyshko (ARK) / Wolfram (FRI)				
9	Anthony Veneziano	NWA	7	Grant Anderson	FRI			
			7	6 others tied				

HIT BATTERS		
18	Stephen Kolek	ARK

2022 Texas League Team Pitching Statistics

TEAM	W	L	ERA	G	GS	CG	SHO	SV	IP	H	R	ER	HR	HB	BB	IBB	SO	WP	BK
Wichita Wind Surge	78	59	4.13	137	137	1	8	32	1195.1	1131	627	549	127	54	559	6	1311	105	25
Arkansas Travelers	73	65	4.27	138	138	1	11	27	1203.2	1022	631	571	129	118	540	0	1288	89	12
Frisco RoughRiders	74	63	4.70	137	137	0	11	37	1207.0	1130	703	630	160	89	557	2	1272	83	17
San Antonio Missions	68	68	4.74	136	136	2	7	30	1197.1	1191	708	631	130	78	595	12	1159	83	17
Midland RockHounds	66	71	5.09	137	137	1	4	35	1195.0	1323	783	676	136	57	539	14	1103	100	16
Tulsa Drillers	69	67	5.19	136	136	0	7	36	1172.0	1090	757	676	148	76	662	11	1324	125	24
Corpus Christi Hooks	63	74	5.34	137	137	0	7	28	1187.1	1157	788	704	155	82	683	5	1293	108	23
Springfield Cardinals	68	70	5.50	138	138	1	4	30	1213.1	1262	813	741	186	88	547	7	1183	76	20
Northwest Arkansas Naturals	58	79	5.95	137	137	1	6	21	1197.1	1297	891	791	165	93	702	6	1215	90	16
Amarillo Sod Poodles	68	69	6.09	137	137	1	5	29	1205.0	1375	892	816	262	98	517	6	1231	82	9

HISTORY & RECORDS



T O M M Y E D M A N



Springfield Cardinals Opening Day Lineups & Results

APRIL 7, 2005 Loss to ARK 6-5	APRIL 6, 2006 Loss to ARK 5-4	APRIL 5, 2007 Lost to MID 7-1	APRIL 3, 2008 Loss to FRI 6-3
LF Shaun Boyd CF Reid Gorecki 3B Travis Hanson DH Papo Bolivar C Gabe Johnson 1B Andy Schutzenhofer RF Tyler Minges 2B Matt DeMardo SS Milko Jaramillo P Jeremy Cook	SS Mike McCoy CF Reid Gorecki RF Nick Stavino 3B Rico Washington DH Brian Martin LF Cody Hearther 2B Jarrett Hoffpauir 1B Matt Dryer C Iker Franco P Jordan Pals	LF Jon Jay RF Reid Gorecki CF Colby Rasmus 3B Juan Richardson 1B Joe Mather DH Rico Washington SS Tyler Greene C Bryan Anderson 2B Jarrett Hoffpauir P Cory Rauschenberg	CF Jon Jay 2B Jose Martinez DH Cody Haerther 3B Allen Craig C Bryan Anderson RF Luke Gorsett 1B Mark Hamilton SS Tyler Greene LF Shane Robinson P P.J. Walters
APRIL 9, 2009 Beat FRI 16-4	APRIL 8, 2010 Loss of FRI 3-1	APRIL 7, 2011 Lost to FRI 6-2	APRIL 5, 2012 Lost to FRI 1-0
CF James Rapoport SS Donovan Solano 3B Brett Wallace C Tony Cruz LF Daryl Jones 2B Daniel Descalzo RF Andrew Brown DH Tyler Henley 1B Brandon Buckman P Kyle Mura	CF Adron Chambers 2B Colt Sedbrook C Steven Hill 3B Andrew Brown LF Daryl Jones 1B Curt Smith DH Charlie Cutler SS Pete Kozma RF James Rapoport P Shaun Garceau	CF Tommy Pham SS Ryan Jackson 1B Matt Adams DH Steven Hill LF Aaron Luna 3B Niko Vasquez RF Alex Castellanos C Nick Derba 2B Jose Garcia P Scott Schneider	SS Jose Garcia 2B Kolten Wong CF Oscar Taveras 1B Xavier Scruggs DH Tommy Pham RF Adam Melker 3B Niko Vasquez C Audry Perez LF Jake Shafer P Scott Gorgen
APRIL 4, 2013 Loss to CC 3-2	APRIL 3, 2014 Loss to San Antonio 7-4	APRIL 9, 2015 Loss to CC 9-4	APRIL 7, 2016 Beat San Antonio 3-1
LF Mike O'Neil SS Jake Lemmerman 3B Ruben Gotay 1B Xavier Scruggs DH Chris Swauger RF Adam Melker CF Tommy Pham C Audry Perez 2B Starlin Rodriguez P Richard Castillo	LF Mike O'Neil CF Rafael Ortega RF James Ramsey 1B Jonathan Rodriguez 3B Patrick Wisdom 2B Greg Miclat SS Matt Williams C Travis Tartamella P Kurt Heyer	CF Charlie Tilson SS Aledmys Diaz 2B Jacob Wilson DH David Washington 1B Johnathan Rodriguez RF Breyvic Valera LF Anthony Garcia 3B Patrick Wisdom C Michael Ohlman P Nick Petree	CF Harrison Bader SS Breyvic Valera 3B Paul DeJong 1B Luke Voit RF David Washington C Carson Kelly 2B Bruce Caldwell LF C.J. McElroy, Jr. P Mike Mayers
APRIL 6, 2017 Beat FRI 9-7	APRIL 5, 2018 Loss to MID 6-5	APRIL 4, 2019 Loss to NWA 5-1	APRIL 9, 2020
RF Adolis Garcia 2B Eliezer Alvarez LF Nick Martini 3B Bruce Caldwell DH Jacob Wilson 1B Casey Grayson SS Alex Mejia C Luis Cruz CF Oscar Mercado P Jack Flaherty	2B Tommy Edman 3B Darren Seferina C Andrew Knizner 1B John Nogowski SS Edmundo Sosa CF Lane Thomas RF Granden Goetzman DH Victor Roache LF Thomas Spitz P Jake Woodford	CF Scott Hurst RF Dylan Carlson 3B Elehuris Montero DH Brian O'Keefe LF Conner Capel 1B Stefan Trosclair C Jose Godoy SS Kramer Robertson 2B Irving Lopez P Anthony Shew	SEASON CANCELLED DUE TO COVID-19 PANDEMIC
MAY 4, 2021 Loss to WCH 2-0	APRIL 8, 2022 Loss to NWA 11-8		
SS Delvin Perez CF Justin Toerner 3B Nolan Gorman 1B Luken Baker C Ivan Herrera DH Juan Yopez LF Nick Plummer RF Chase Pinder 2B Irving Lopez P Domingo Robles	CF Chase Pinder SS Delvin Perez 3B Jordan Walker LF Todd Lott DH Chandler Redmond 1B Malcom Nuñez RF Matt Koperniak C Pedro Pages 2B Nick Dunn P Connor Lunn		



Last Time It Happened

Cardinals Pinch-Hit Home Run

5/29/22: Chandler Redmond (@ Tulsa, off Austin Drury)

Cardinals Back-to-Back Home Runs

8/10/22: Jordan Walker, Matt Koperniak, Chandler Redmond, Justin Toerner (at Amarillo, off Justin Lewis)

Opponent Back-to-Back Home Runs

8/7/22: C.J. Stubbs, Grae Kessinger (Corpus Christi, at Whataburger Field, off Gordon Graceffo)

Multiple Home Runs by Cardinal in One Game

8/10/22: Chandler Redmond, 4 (at Amarillo)

3 Consecutive Home Runs by Cardinals

6/12/21: Delvin Perez, Nolan Gorman, Brendan Donovan (vs. Arkansas, 4th inning, off Devin Sweet)

4 Consecutive Home Runs by Cardinals

8/10/22: Jordan Walker, Matt Koperniak, Chandler Redmond, Justin Toerner (at Amarillo, off Justin Lewis)

Cardinal Leadoff Home Run

9/3/22: Mike Antico (vs. Wichita, off Brent Headrick)

Opponent Leadoff Home Run

7/30/22: Jonathan Ornelas (Frisco, off Edgar Escobar, Hammons Field)

Grand Slam by Cardinal

9/14/22: Julio Rodriguez (at Tulsa, 7th inning, off Jack Cantleberry)

Grand Slam by Opponent

9/14/22: Andy Pages (Tulsa, 9th inning, off Griffin Roberts, ONEOK Field)

Cardinal Walk-Off Home Run

6/15/22: Jordan Walker (vs. Corpus Christi, 9th inning, off Jojanse Torres)

Opponent Walk-Off Home Run

8/26/22: Diego Hernandez (NW Arkansas, 9th inning, off Dalton Roach, Arvest Ballpark)

Cardinal Cycle

8/9/22, at Arkansas: : Matt Koperniak (4-for-5, 1B, 2B, HR, 3B)

Cardinal Home Run Cycle

8/10/22, at Amarillo: Chandler Redmond (5-for-6, 2-run HR, Grand Slam, Solo HR, 3-run HR, 11 RBIs)

4 Steals in Game by Cardinal

7/5/11: Jose Garcia (at Midland)

Home Run by Cardinal Pitcher

6/9/11: Michael Blazek (vs. Tulsa, 4th inning, off Josh Sullivan)

Opponent Home Run by Pitcher

5/21/10: Bruce Billings (at Tulsa, 5th inning, off David Kopp)

Longest Winning Streak

6/9-6/17/07: 8 games

Longest Losing Streak

7/20-7/28/09, 4/21/12-4/30/12: 10 games

10 Strikeouts by Cardinal Pitcher

7/4/21: Tyler Pike (11, vs. NW Arkansas)

Consecutive Wins by Cardinal Starting Pitcher

9 games: Brian Broderick (7/17/10-9/4/10), Trey Hearne (5/13/09-7/12/09)

Complete Game by Cardinal Pitcher

5/27/22, at Tulsa: Gordon Graceffo (7.0 IP, 2 R, 2 ER, 6 H, 4 K, 0 BB, 86 pitches)

Cardinal Position Player Pitched

8/19/22: Irving Lopez (vs. Arkansas, 9th inning)

Consecutive Saves by a Cardinal

4/10/07-7/27/07: Chris Perez, 27

Shutout by Cardinal Pitcher

5/26/17, at San Antonio: Matt Pearce (9 IP, 4 H, 6 K, 0 BB, 107 Pitches)

No-Hitter by Opponent

5/10/12, at NW Arkansas: Greg Holland 1.0 IP, Chris Dwyer 6.2 IP, Brendan Lafferty 0.1 IP, Kendall Volz 1.0 IP (Loss, 2-0)

Combined Cardinal Shutout

9/15/22, at Tulsa: Gordon Graceffo 6.0 IP, Andre Granillo 1.0 IP, Gianluca Dalatri 1.0 IP, Dalton Roach 1.0 IP (Win, 8-0)



Springfield Cardinals Firsts

OFFENSIVE FIRSTS

Hit	Shaun Boyd	4/7/05	Led off game with a double at ARK
Run	Shaun Boyd	4/7/05	Scored on Hanson's HR three batters into game at ARK
Home Run	Travis Harrison	4/7/05	2-run HR just three batters into game at ARK
RBI	Travis Harrison	4/7/05	2-run HR in the 1st inning at ARK
Single	Milko Jaramillo	4/7/05	RBI single in the 5th inning at ARK
Double	Shaun Boyd	4/7/05	Led off game at ARK
Triple	Travis Harrison	4/12/05	RBI triple in the 4th inning vs TUL
Leadoff HR	Kevin Estrada	5/9/05	Top of the 1st inning at SAN
Walk-Off HR	Tyler Minges	4/28/05	Bottom of the 9th inning in 2-1 victory vs CC
Grand Slam	Tyler Minges	4/18/05	Off Ambiorix Burgos in 8th inning at Wichita
Multi-Homer Game	Tyler Minges	4/10/05	Two HRs at Wichita
Three-Homer Game	Mark Hamilton	9/7/07	Game 3 of TLDS at TUL (First of any kind)
Three-Homer Game	Nolan Gorman	6/12/21	Three HRs vs. Arkansas (First in Reg. Season)
Four-Homer Game	Chandler Redmond	8/10/22	Four HRs at Amarillo (First of any kind)
Stolen Base	Shaun Boyd	4/13/05	Stole 2nd base in the 1st inning at TUL
SB Attempt	Kevin Estrada	4/7/05	Caught stealing 2nd in 9th at ARK
Pitcher With a Hit	Buddy Blair	4/14/05	Infield single in 4th inning vs TUL
Pitcher with a HR	Jordan Pals	5/6/05	2-run HR in 2nd inning at CC
Five-Hit Game	Juan Lucena	5/17/07	at TUL
Cycle	Domnit Bolivar	6/10/11	4-5, 4 RBI, Double, HR, Double Play, Single, Tripple
Home Run Cycle	Chandler Redmond	8/10/22	5-for-6, 11 RBI, 2-run HR, Grand Slam, Solo HR, 3-run HR
Home Run King	2022, Moisés Gómez	23 home runs (4/8/22 - 6/26/22)	

FIRST PITCHER TO RECORD A...

Win	Randy Leek	4/12/05	2-1 victory vs. TUL
Loss	Nate Cotton	4/7/05	6-5 loss at ARK
Save	Josh Kinney	4/12/05	2-1 victory vs TUL
Strikeout	Jeremy Cook	4/7/05	Struck out Erick Aybar in 3rd inning at ARK
Walk	Jeremy Cook	4/7/05	Walked Reggie Willits to lead off 1st inning at ARK
Complete Game	Randy Leek	5/29/05	7-inning 3-0 win in game onf of DH at FRI
CG Shutout	Randy Leek	5/29/05	7-inning 3-0 win in game onf of DH at FRI
CG 9-Inn. Shutout	Randy Leek	8/14/05	6-0 win vs. FRI

TEAM FIRSTS

Win	4/12/05	2-1 victory vs TUL
Loss	4/7/05	6-5 loss at ARK
Series Sweep	6/3/05-6/5/05	3-game sweep vs FRI
Series Swept	4/7/05-4/10/05	4-game sweep at ARK
Extra Inning Game	4/15/05	5-4 loss in 10 innings vs. TUL
Extra Inning Win	5/1/05	2-1 win in 10 innings vs CC
Doubleheader	5/29/05	3-0 win in Game 1, 6-5 11-inning loss in Game 2 at FRI
Playoff Win	9/5/07	4-3 win in Game 1 of TLDS vs TUL
Playoff Series Win	9/7/07	Completed 3-0 sweep of TUL in TLDS
Playoff Loss	9/11/07	6-2 loss in Game 1 of TLCS at SA
Playoff Series Loss	9/15/07	Lost TLCS 3-1 vs SA
Texas Leage Champ	9/15/12	3-1 series win over Frisco in TLCS (W, W, L, W)
Triple Play	6/13/12	vs. ARK...Greg Garcia to Kolten Wong to Chris Swauger to Wong. 6-4-3-4



Springfield Cardinals All-Time Batting Leaders

BATTING AVERAGE (MIN. 200 AB)

Shane Robinson	.361
Daniel Descalso	.326
Tyler Minges	.324
Oscar Taveras	.321
Alex Castellanos	.319
Andrew Knizner	.317
Bryan Anderson	.313
Jermaine Curtis	.308
Jordan Walker	.306
Rico Washington	.306

RUNS BATTED IN

Xavier Scruggs	193
Steven Hill	185
Chris Swauger	181
Bruce Caldwell	156
Juan Richardson	156
Jonathan Rodriguez	152
Andrew Brown	143
Anthony Garcia	139
Jacob Wilson	126
Cody Haerther	122

DOUBLES

Steven Hill	61
Jonathan Rodriguez	57
Cody Haether	55
Juan Richardson	53
Bruce Caldwell	50
Xavier Scruggs	50
Anthony Garcia	46
Pete Kozma	43
Andrew Brown	42
3 others tied	42

GAMES

Chris Swauger	332
Jonathan Rodriguez	319
Xavier Scruggs	296
Daryl Jones	284
Bruce Caldwell	272
Steven Hill	270
Mike O'Neill	260
Jose Garcia	245
Pete Kozma	245
Patrick Wisdom	242

RUNS

Daryl Jones	162
Steven Hill	157
Mike O'Neill	157
Jonathan Rodriguez	153
Xavier Scruggs	147
Chris Swauger	147
Andrew Brown	141
Juan Richardson	136
Bruce Caldwell	134
James Rapoport	130

TRIPLES

Daryl Jones	11
Charlie Tilson	10
Tommy Pham	10
James Rapoport	9
Chris Swauger	8
Patrick Wisdom	8
Brandon Yarbrough	8
Antone DeJesus	7
Casey Rowlett	7
Oscar Taveras	7

AT-BATS

Jonathan Rodriguez	1,162
Chris Swauger	1,158
Steven Hill	1,055
Daryl Jones	1,014
Xavier Scruggs	1,010
Bruce Caldwell	956
Mike O'Neill	944
Pete Kozma	910
Juan Richardson	874
Andrew Brown	871

HOME RUNS

Xavier Scruggs	59
Steven Hill	57
Andrew Brown	47
Chris Swauger	38
Juan Richardson	35
Jacob Wilson	35
Bruce Caldwell	34
Matt Adams	32
Jonathan Rodriguez	32
2 others tied	29

STOLEN BASES

Charlie Tilson	48
Jose Garcia	38
Oscar Mercado	38
Tommy Edman	32
Mike McCoy	31
Kevin Estrada	30
James Rapoport	30
Mike Antico	30
Daryl Jones	29
Mike O'Neill	29

HITS

Chris Swauger	326
Jonathan Rodriguez	310
Steven Hill	299
Mike O'Neill	288
Daryl Jones	267
Juan Richardson	263
Bruce Caldwell	244
Xavier Scruggs	244
Andrew Brown	242
Cody Haerther	236

WALKS

Mike O'Neill	157
Jonathan Rodriguez	152
Xavier Scruggs	150
Bruce Caldwell	138
Daryl Jones	122
James Rapoport	108
Andrew Brown	102
Nick Dunn	99
Pete Kozma	98
Anthony Garcia	96

TOTAL BASES

Steven Hill	539
Chris Swauger	498
Xavier Scruggs	481
Jonathan Rodriguez	469
Andrew Brown	431
Juan Richardson	425
Bruce Caldwell	402
Daryl Jones	394
Cody Haerther	380
Anthony Garcia	352

ON-BASE % (MIN. 100 AB)

Aaron Luna	.415
Shane Robinson	.413
Rico Washington	.412
Brendan Donovan	.411
Jermaine Curtis	.409
Anthony Garcia	.406
Matt Carpenter	.405
Ramon Urias	.405
Nick Plummer	.404
Randy Arozarena	.404



Springfield Cardinals All-Time Pitching Leaders

GAMES		INNINGS PITCHED		GAMES STARTED	
Justin Wright	168	Jordan Pals	320.0	Jordan Pals	54
Kevin Thomas	124	Richard Castillo	273.2	Chris Lambert	46
Ronnie Shaban	109	Corey Baker	269.2	Nick Additon	45
Cory Doyne	102	Nick Additon	259.2	Richard Castillo	42
Corey Baker	101	Kyle Hald	239.0	Kyle Hald	42
Joey Donofrio	92	Jonathan Cornelius	236.1	Andrew Morales	40
Marco Gonzalez	91	Andrew Morales	234.0	Jonathan Cornelius	38
Deryk Hooker	87	Michael Blazek	233.1	Eric Haberer	37
Francisco Samuel	85	Chris Lambert	232.0	Stuart Pomeranz	36
Sam Freeman	82	Kyle Leahy	227.2	Kyle Leahy	36

ERA (MIN. 100.0 IP)		WALKS		HITS ALLOWED	
Dakota Hudson	2.53	Chris Lambert	119	Jordan Pals	363
Cory Doyne	2.74	Kyle Leahy	115	Richard Castillo	310
Lance Lynn	2.85	Michael Blazek	108	Kyle Leahy	285
Joey Donofrio	2.93	Eric Haberer	106	Corey Baker	280
Ryan Sherriff	2.93	Corey Baker	103	Andrew Morales	264
Jess Todd	2.97	Seth Blair	99	Ryan Kulik	256
Austin Gomber	3.03	Scott Gorgen	94	Kyle Hald	255
Angel Rondon	3.21	Richard Castillo	92	Jonathan Cornelius	249
Trey Hearne	3.22	Nick Additon	89	Chris Lambert	247
Seth Maness	3.27	Connor Jones	89	Domingo Robles	242

WINS		STRIKEOUTS		RUNS ALLOWED	
Jonathan Cornelius	17	Michael Blazek	236	Jordan Pals	183
Michael Blazek	16	Corey Baker	221	Kyle Leahy	176
Eric Haberer	16	Kevin Thomas	219	Chris Lambert	164
Trey Hearne	16	Dalton Roach	214	Domingo Robles	151
David Kopp	16	Justin Wright	200	Corey Baker	150
Randy Leek	15	Chris Lambert	199	Richard Castillo	143
Jordan Pals	15	Jordan Pals	191	Ryan Kulik	141
Nick Additon	15	Scott Gorgen	185	Seth Blair	136
Richard Castillo	15	Andrew Morales	184	Michael Blazek	131
Scott McGregor	15	Nick Additon	183	Kevin Thomas	131

SAVES		LOSSES		WHIP (MIN. 100 IP)	
Keith Butler	32	Chris Lambert	19	Jess Todd	1.00
Francisco Samuel	28	Jonathan Cornelius	18	Seth Maness	1.05
Chris Perez	27	Jordan Pals	18	Chris Thomas	1.10
Mark Worrell	27	Dalton Roach	18	Austin Gomber	1.14
Cory Doyne	25	Ryan Kulik	16	Randy Leek	1.18
Fernando Salas	25	Seth Blair	16	Daniel Ponce de Leon	1.22
Ronnie Shaban	22	Corey Baker	16	Angel Rondon	1.23
Eduardo Sanchez	21	Richard Castillo	15	Thomas Lee	1.24
Joey Donofrio	17	Edgar Escobar	15	Brian Broderick	1.24
Adam Reifer	17	Kyle Leahy	15		

HOME RUNS ALLOWED		WINNING % (MIN. 10 DEC.)		WILD PITCHES	
Dalton Roach	47	Seth Maness (11-3)	.786	Kevin Thomas	34
Jordan Pals	40	Shelby Miller (9-3)	.750	Chris Lambert	22
Kyle Leahy	39	Lane Lynn (11-4)	.733	Richard Castillo	21
Corey Baker	36	Fernando Salas (8-3)	.727	Michael Brettell	21
Michael Blazek	36	Trey Hearne (16-7)	.696	Sandy Alcantara	20
Chris Lambert	35	Dakota Hudson (9-4)	.692	Seth Blair	19
Nick Additon	35	Randy Leek (15-7)	.682	Connor Jones	18
Edgar Escobar	35	Thomas Lee (8-4)	.667	Francisco Samuel	17
Richard Castillo	30	Scott McGregor (15-8)	.652	Ramon Santos	17
Domingo Robles	30	Gordon Graceffo (7-4)	.636	5 others tied	16



Springfield Cardinals Single-Season Top 10 (Batting)

BATTING AVERAGE (MIN 300 AB)		RUNS BATTED IN		DOUBLES	
Tyler Minges (2005)	.324	Matt Adams (2011)	101	Colby Rasmus (2007)	37
Oscar Taveras (2012)	.321	Travis Hanson (2005)	97	Oscar Taveras (2012)	37
Mike O'Neill (2013)	.320	Oscar Taveras (2012)	94	Tyler Minges (2005)	34
Alex Castellanos (2011)	.319	Xavier Scruggs (2012)	91	Juan Richardson (2006)	31
Jose Garcia (2011)	.318	Ruben Gotay (2013)	89	Ryan Jackson (2011)	34
Matt Carpenter (2010)	.316	Steven Hill (2010)	86	Tyler Henley (2009)	31
Jermaine Curtis (2012)	.313	Allen Craig (2008)	85	Ruben Gotay (2013)	31
Juan Richardson (2006)	.311	Aaron Luna (2010)	81	Jordan Walker (2022)	31
Jon Jay (2008)	.306	Xavier Scruggs (2013)	81	Allen Craig (2008)	30
Jordan Walker (2022)	.306	Chandler Redmond (2022)	79	Travis Hanson (2005)	29

GAMES		RUNS		TRIPLES	
Travis Hanson (2005)	137	Jordan Walker (2022)	100	Charlie Tilson (2015)	9
Ryan Jackson (2011)	135	Tyler Minges (2005)	98	Brandon Yarbrough (2008)	8
Charlie Tilson (2015)	134	Colby Rasmus (2007)	93	Oscar Taveras (2012)	7
Luke Voit (2016)	134	Charlie Tilson (2015)	85	Tyler Minges (2005)	6
Ruben Gotay (2013)	133	Allen Craig (2008)	84	James Rapoport (2009)	6
Xavier Scruggs (2013)	133	Oscar Taveras (2012)	83	Daryl Jones (2010)	6
Pete Kozma (2010)	132	Shaun Boyd (2005)	82	Kolten Wong (2012)	6
Paul DeJong (2016)	132	Travis Hanson (2005)	82	Tommy Pham (2013)	6
Xavier Scruggs (2012)	130	Greg Garcia (2012)	81	Dylan Carlson (2019)	6
3 others tied	129	Dylan Carlson (2019)	81	4 others tied	5

AT-BATS		HOME RUNS		STOLEN BASES	
Travis Hanson (2005)	546	Matt Adams (2011)	32	Charlie Tilson (2015)	46
Charlie Tilson (2015)	539	Colby Rasmus (2007)	29	Oscar Mercado (2017)	38
Ryan Jackson (2011)	533	Xavier Scruggs (2013)	29	Mike McCoy (2006)	30
Kolten Wong (2012)	523	Luken Baker (2021)	26	Michael Antico (2022)	30
Allen Craig (2008)	506	Moisés Gómez (2022)	23	Masyn Winn (2022)	28
Pete Kozma (2010)	503	Oscar Taveras (2012)	23	Tommy Edman (2018)	27
Shaun Boyd (2005)	502	Allen Craig (2008)	22	Delvin Perez (2021)	24
Ruben Gotay (2013)	498	Andrew Brown (2010)	22	Jordan Walker (2022)	22
Paul DeJong (2016)	496	Steven Hill (2010)	22	Kolten Wong (2012)	21
Jose Martinez (2008)	483	3 others tied	22	Jose Garcia (2011)	19

HITS		WALKS		SLUGGING % (MIN. 300 PA)	
Charlie Tilson (2015)	159	Xavier Scruggs (2013)	82	Oscar Taveras (2012)	.572
Travis Hanson (2005)	155	Greg Garcia (2012)	80	Matt Adams (2011)	.566
Allen Craig (2008)	154	Ruben Gotay (2013)	72	Tyler Minges (2005)	.564
Oscar Taveras (2012)	153	James Rapoport (2009)	71	Alex Castellanos (2011)	.562
Kolten Wong (2012)	150	Mike O'Neill (2013)	71	Colby Rasmus (2007)	.551
Ryan Jackson (2011)	148	Colby Rasmus (2007)	70	Steven Hill (2010)	.543
Luke Voit (2016)	143	Matt Carpenter (2010)	64	Daniel Descalzo (2009)	.531
Jordan Walker (2022)	141	Aaron Luna (2010)	63	Luken Baker (2021)	.530
Tyler Minges (2005)	139	Nick Dunn (2022)	63	Eric Duncan (2011)	.527
Matt Adams (2011)	139	Mike McCoy (2006)	62	Andrew Brown (2010)	.526

TOTAL BASES		ON-BASE % (MIN. 300 PA)		EXTRA-BASE HITS	
Oscar Taveras (2012)	273	Mike O'Neill (2013)	.431	Colby Rasmus (2007)	69
Matt Adams (2011)	262	Aaron Luna (2010)	.426	Oscar Taveras (2012)	67
Colby Rasmus (2007)	260	Jermaine Curtis (2012)	.416	Tyler Minges (2005)	59
Travis Hanson (2005)	250	Jermaine Curtis (2011)	.414	Matt Adams (2011)	57
Allen Craig (2008)	250	Matt Carpenter (2010)	.412	Paul DeJong (2016)	53
Tyler Minges (2005)	242	Greg Garcia (2012)	.408	Jordan Walker (2022)	53
Jordan Walker (2022)	235	Nick Plummer (2021)	.404	Travis Hanson (2005)	52
Luke Voit (2016)	230	Anthony Garcia (2015)	.400	Allen Craig (2008)	52
Paul DeJong (2016)	228	Daniel Descalzo (2009)	.396	Dylan Carlson (2019)	51
Juan Richardson (2006)	222	Tyler Minger (2005)	.392	2 others tied	49



Springfield Cardinals Single-Season Top 10 (Pitching)

GAMES		INNINGS PITCHED		GAMES STARTED	
Fernando Salas (2008)	60	Randy Leek (2005)	185.2	Randy Leek (2005)	27
Nick Greenwood (2011)	59	Jordan Pals (2006)	160.1	Jordan Pals (2005, '06)	27
Mark Worrell (2006)	57	Jordan Pals (2005)	159.2	Mike Parisi (2006)	27
Luke Gregerson (2008)	57	Mitchell Boggs (2007)	152.1	Nick Addition (2010)	27
Eric Fornataro (2012)	57	Eric Haberer (2007)	152.0	Daniel Ponce de Leon (2016)	27
Chris Russ (2006)	55	Daniel Ponce de Leon (2016)	151.0	Mitchell Boggs (2007)	26
Matthew Scherer (2007)	55	Mike Parisi (2006)	150.2	Eric Haberer (2007)	26
Cory Doyne (2006)	54	Nick Addition (2010)	150.1	Cory Rauschenberger (2007)	26
Thomas Eager (2010)	54	Brandon Dickson (2009)	147.2	Kyle Leahy (2022)	26
2 others tied	53	2 others tied	144.1	2 others tied	26

ERA (MIN. 100.0 IP)		WALKS		SHUTOUTS	
Dakota Hudson (2017)	2.53	Eric Haberer (2007)	72	Randy Leek (2005)	2
Brian Broderick (2010)	2.77	Kyle Leahy (2022)	71	Brandon Dickson (2009)	1
Trey Hearne (2009)	2.82	Michael Blazek (2011)	64	Trey Hearne (2009)	1
Lance Lynn (2009)	2.92	Johan Oviedo (2019)	64	Brian Broderick (2010)	1
Jess Todd (2008)	2.97	Chris Lambert (2006)	63	Corey Baker (2015)	1
David Kopp (2010)	3.05	Mike Parisi (2006)	63	Mike Mayers (2015)	1
Matt Pearce (2017)	3.11	Mitchell Boggs (2007)	62	Matt Pearce (2017)	1
Angel Rondon (2019)	3.21	Daniel Ponce de Leon (2016)	56		
Seth Maness (2012)	3.27	Anthony Ferrera (2013)	54		
Austin Gomber (2017)	3.34	Sandy Alcantara (2017)	54		

WINS		STRIKEOUTS		COMPLETE GAMES	
Randy Leek (2005)	15	Kyle Leahy (2022)	144	Randy Leek (2005)	3
Eric Haberer (2007)	13	Austin Gomber (2017)	140	Brian Broderick (2010)	2
Trey Hearne (2009)	12	Michael Blazek (2011)	128	Scott McGregor (2010)	2
David Kopp (2010)	12	Johan Oviedo (2019)	128	Trey Nielsen (2016)	2
Mitchell Boggs (2007)	11	Sam Gaviglio (2014)	126	Matt Pearce (2017)	2
Cory Rauschenberger (2007)	11	Tim Cooney (2013)	125	Gordon Graceffo (2022)	1
Lance Lynn (2009)	11	Daniel Ponce de Leon (2016)	122	23 others tied	1
Brian Broderick (2010)	11	Dalton Roach (2021)	119		
Michael Blazek (2011)	11	Evan Kruczynski (2019)	118		
3 others tied	11	2 others tied	117		

SAVES		LOSSES		WHIP (MIN. 100 IP)	
Mark Worrell (2006)	27	Sam Gaviglio (2014)	12	Jess Todd (2008)	1.00
Chris Perez (2007)	27	Edgar Escobar (2022)	12	Brian Broderick (2010)	1.06
Fernando Salas (2008)	25	Jordan Pals (2005)	11	Seth Maness (2012)	1.06
Keith Butler (2012)	25	Gary Daley (2010)	11	Matt Pearce (2017)	1.08
Francisco Samuel (2009)	22	Kurt Heyer (2014)	11	Austin Gomber (2017)	1.17
Cory Doyne (2005)	19	Brandon Dickson (2009)	10	Randy Leek (2005)	1.18
Adam Reifer (2010)	17	Ryan Kulik (2009)	10	Trey Hearne (2009)	1.22
Joey Donofrio (2014)	16	Scott Schneider (2011)	10	Daniel Ponce de Leon (2016)	1.22
Josh Lucas (2016)	16	Tim Cooney (2013)	10	Angel Rondon (2019)	1.23
2 others tied	11	2 others tied	10	Thomas Lee (2015)	1.24

HOME RUNS ALLOWED		WINNING % (MIN. 10 DEC.)		WILD PITCHES	
Randy Leek (2005)	29	Brian Broderick (2010)	.846 (11-2)	Sandy Alcantara (2017)	20
Dalton Roach (2021)	27	Trey Hearne (2009)	.800 (12-3)	Kevin Thomas (2011)	18
Tommy Parsons (2019)	26	Seth Maness (2012)	.786 (11-3)	Michael Brettell (2021)	14
Michael Blazek (2011)	25	David Kopp (2010)	.750 (12-4)	Chris Lambert (2006)	13
Jordan Pals (2006)	24	Shelby Miller (2011)	.750 (9-3)	Jaime Garcia (2007)	13
Edgar Escobar (2022)	23	Lance Lynn (2009)	.733 (11-4)	Josh Axelson (2005)	12
Kyle Leahy (2022)	22	Kyle Hald (2014)	.733 (11-4)	Sam Gaviglio (2014)	12
Nick Additon (2010)	22	Ronnie Shaban (2016)	.727 (8-3)	Jordan Swagerty (2015)	12
Chris Lambert (2006)	20	Fernando Salas (2008)	.700 (7-3)	Ramon Santos (2018)	12
Dalton Roach (2022)	20	Daniel Hudson (2017)	.692 (9-4)	6 others tied	11



Springfield Cardinals Single-Season Top 10 (Fielding)

MOST PUTOUTS

Xavier Scruggs (2012)	1180
Xavier Scruggs (2013)	1131
Matt Adams (2011)	1032
Jonathan Rodriguez (2015)	944
Juan Richardson (2006)	849

MOST DOUBLE PLAYS

Xavier Scruggs (2012)	140
Kolten Wong (2012)	111
Pete Kozma (2010)	100
Pete Kozma (2009)	97
Greg Garcia (2012)	92

FEWEST ERRORS (INF, 200+ TC)

Juan Richardson (2006)	6
Jonathan Rodriguez (2014)	6
Luken Baker (2021)	6
Jose Martinez (2008)	7
3 others tied	8

MOST ASSISTS

Greg Garcia (2012)	425
Pete Kozma (2010)	420
Ryan Jackson (2011)	395
Pete Kozma (2009)	375
Kolten Wong (2012)	370

BEST FIELDING % (INF, 200+ TC)

Malcom Nuñez (2022)	.994
Juan Richardson (2006)	.993
Matt Adams (2011)	.993
Jonathan Rodriguez (2014)	.993
Luken Baker (2021)	.991

FEWEST ERRORS (OF, 200+ TC)

Jon Jay (2008) 250 TC*	0*
Lane Thomas (2018) 246 TC*	0*
Dylan Carlson (2019)	1
Reid Gorecki (2006)	5
4 others tied	6

MOST TOTAL CHANCES

Xavier Scruggs (2012)	1264
Xavier Scruggs (2013)	1207
Matt Adams (2011)	1100
Jonathan Rodriguez (2015)	1016
Juan Richardson (2006)	917

BEST FIELDING % (OF, 200+ TC)

Jon Jay (2008) 250 TC*	1.000*
Lane Thomas (2018) 246 TC*	1.000*
Dylan Carlson (2019)	.995
James Rapoport (2009)	.982
Charlie Tilson (2015)	.979

CARDINALS SINGLE-SEASON CLUB BATTING RECORDS

Highest Batting Avg.....	278 (2011)
Most Games.....	140 (10 times)
Most At-Bats.....	4873 (2008)
Most Runs.....	840 (2022)
Most Hits.....	1347 (2011)
Most Singles.....	1580 (2022)
Most Doubles.....	256 (2007)
Most Triples.....	35 (2009)
Most Home Runs.....	178 (2022)

Most Grand Slams.....	8 (2021)
Most Pinch-Hits.....	93 (2005)
Most Pinch-Homers.....	5 (2005, 2006)
Most RBI.....	840 (2022)
Most Total Bases.....	2143 (2011)
Most XBH.....	438 (2011, 2022)
Highest Slugging %.....	.443 (2011)
Highest On-Base %.....	360 (2022)
Most Stolen Bases.....	164 (2022)

Most Hit By Pitch.....	94 (2010)
Most Walks.....	687 (2022)
Most Strikeouts.....	1280 (2022)
Most Strikeouts.....	886 (2007)
Most Sacrifices.....	74 (2008)
Most Sacrifice Flies.....	51 (2008)
Fewest GDP.....	76 (2021)

CARDINALS SINGLE-SEASON CLUB PITCHING RECORDS

Most Saves.....	44 (2016)
Most Complete Games.....	6 (2010)
Most Innings.....	1261.2 (2008)
Most Runs Allowed.....	813 (2022)
Fewest Runs Allowed.....	562 (2017)
Most Earned Runs.....	741 (2022)
Fewest Earned Runs.....	495 (2017)
Most Triples.....	35 (2009)

Fewest Hits Allowed.....	1160 (2010)
Most Hits Allowed.....	1329 (2011)
Fewest Walks Allowed.....	380 (2013)
Most Walks Allowed.....	630 (2009)
Most Strikeouts.....	1263 (2019)
Fewest Strikeouts.....	876 (2007)
Most Shutouts.....	13 (2007)
Lowest ERA.....	3.62 (2017)

Highest ERA.....	5.97 (2021)
Most Wild Pitches.....	109 (2011)
Most HR Allowed.....	186 (2022)
Fewest HR Allowed.....	103 (2015)
Most Hit Batters.....	90 (2008)
Most Balks.....	20 (2022)
Most IBB.....	27 (2011)
Fewest IBB.....	3 (2021)

CARDINALS SINGLE-SEASON CLUB FIELDING RECORDS

Highest Fielding Pct.....	985 (2019)
Lowest Fielding Pct.....	969 (2005, '21)
Most Putouts.....	3785 (2008)
Fewest Putouts.....	3117 (2021)
Most Assists.....	1643 (2012)

Fewest Assists.....	1071 (2021)
Most Total Chances.....	5510 (2012)
Fewest Total Chances.....	4320 (2021)
Most Errors.....	171 (2005)
Fewest Errors.....	76 (2019)

Most Double Plays.....	177 (2009)
Fewest Double Plays.....	109 (2019)
Most Passed Balls.....	27 (2010)
Fewest Passed Balls.....	6 (2013, 2014)

CARDINALS CLUB GENERAL RECORDS

Most Games Won:.....	77 (2012, 2017)
Most Games Lost:.....	80 (2019)
Best Winning Pct.:.....	568 (2012)
Record: 77-61	
Worst Winning Pct.:.....	375 (2021)
Record: 45-75	
Most Wins in a Month:.....	20
June 2007 (20-8) and	
July 2017 (20-10)	

Most Losses in a Month:.....	20
August 2006 (9-20) and	
August 2019 (10-20)	
Most Home Wins:.....	44 (2012)
Fewest Home Wins:.....	22 (2021)
Fewest Home Losses:.....	25 (2012)
Most Home Losses:.....	39 (2011)
Best Home Win Pct.:.....	638 (2012)
Record: 44-25	
Worst Home Win Pct.:.....	367 (2021)
Record: 22-38	

Most Road Wins:.....	38 (2008)
Fewest Road Wins:.....	21 (2019)
Most Road Losses:.....	49 (2019)
Fewest Road Losses:.....	32 (2008, 2022)
Best Road Win Pct.:.....	543 (2008)
Record: 38-32	
Worst Road Win Pct.:.....	300 (2019)
Record: 21-49	
Night Games Won:.....	70 (2008)
Most Extra-Inn. Games:.....	20 (2008)
Record: 14-6	



CARDINALS CLUB GENERAL RECORDS (CONTINUED)

Most Extra-Inn. Wins:	14 (2008)
Most Extra-Inn. Losses:	9 (2009, 2011)
Most Home Wins from Club:	13 vs. Arkansas (2012, 2017)
Most Road Wins from Club:	13 vs. Tulsa (2008)
Most Comeback Wins:	28 (2006)

SPRINGFIELD SINGLE-GAME RECORDS

CLUB GENERAL

Longest Game by Innings:	20
May 11, 2013 vs. NW Arkansas	
Longest 9-Inn. Game, Time:	4:07
June 29, 2021 vs. NW Arkansas	
Longest Extra-Inn. Game, Time:	5:38
May 11, 2013 vs. NW Arkansas	
Shortest Game, Time:	1:46
Sept. 1, 2008 at Arkansas	

CLUB PITCHING

Most Strikeouts:	19
May 8, 2009 vs. NW Arkansas (9 innings)	
Most Walks Allowed:	15
August 25, 2022 at NW Arkansas	
Most Runs Allowed:	21
Aug. 20, 2013 vs. NW Arkansas	
Most Runs Allowed - Inning:	14
June 12, 2015 at Arkansas - 5th Inn.	
Most Hits Allowed:	22
May 25, 2005 at Midland	
April 15, 2012 at Midland	
Fewest Hits Allowed:	1
June 5, 2005 vs. Frisco	
July 12, 2010 vs. Midland (7 Inn.)	
April 5, 2013 at Corpus Christi	
Aug. 3, 2013 at Arkansas	
Aug. 11, 2017 at Corpus Christi	
May 16, 2021 at Arkansas	
April 16, 2022 at Arkansas	

Opponent No-Hitters:	1
May 10, 2012 vs. NW Arkansas (4 pitchers used)	
Most Doubles Allowed:	9
Aug. 11, 2015 at Midland	
Most Triples Allowed:	3
July 25, 2007 at Arkansas	
Most Home Runs Allowed:	7
July 19, 2011 vs. Tulsa	
Most Stolen Bases Allowed:	8
Aug. 24, 2011 vs. NW Arkansas	

CLUB BATTING

Most Hits:	24
June 10, 2012 vs. Arkansas	
Most Runs:	21
August 10, 2022 at Amarillo	
Most Runs in an Inning:	12
August 24, 2022 at NW Arkansas (7th inn.)	
Most Combined Runs in a Game:	30
July 28, 2021 vs. Arkansas (L, 12-18)	
July 17, 2022 vs. Tulsa (L, 14-16)	

Largest Winning Margin:	17
June 10, 2012 vs. Arkansas	
June 17, 2017 vs. Arkansas	
August 10, 2022 at Amarillo	
Largest Losing Margin:	17
Aug. 24, 2021 vs. NW Arkansas	
Most Doubles:	9
July 14, 2008 at Tulsa	
Most Triples:	3
June 19, 2008 at Arkansas	
Most Home Runs:	8
August 10, 2022 at Amarillo	
Most Stolen Bases:	7
July 11, 2006 vs. Corpus Christi	
Most Walks:	15
August 25, 2022 at NW Arkansas	
Most Strikeouts:	18
July 25, 2013 vs. NW Arkansas	
Most Runners Left on Base:	19
July 14, 2008 at Tulsa (7 Inn.)	
Most RBI:	18
April 17, 2008 vs. Tulsa	
July 17, 2017 vs. Arkansas	
Most Grounded Into Double Plays:	5
May 3, 2008 vs. Arkansas	
May 16, 2013 at Tulsa (15 Inn.)	

CLUB FIELDING

Most Double Plays:	6
April 11, 2014 at San Antonio	
Most Errors (Springfield):	6
April 10, 2014 at San Antonio	
Sept. 8, 2021 vs. Arkansas	

INDIVIDUAL PITCHING

Most Innings Pitched:	9.0
Randy Leek.....(Aug. 14, 2005 vs. Frisco)	
Cory Rauschenberger.....	
.....(July 8, 2007 vs. Frisco)	
Brian Broderick.....(June 4, 2010 at CC)	
Brian Broderick.....(Aug. 25, 2010 vs. NWA)	
Seth Maness.....(June 12, 2012 vs. ARK)	
Mike Mayers.....(May 2, 2015 at ARK)	
Travis Lee.....(June 2, 2015 vs. Frisco)	
Cory Baker.....(Aug. 31, 2015 at Tulsa)	
Trey Nielsen.....(May 13, 2016 vs. NWA)	
Trey Neilsen.....(July 20, 2016 vs. ARK)	
Matt Pearce.....(May 21, 2017 vs. NWA)	
Matt Pearce.....(May 26, 2017 at SA)	
Most Strikeouts in a Game:	13
Trey Hearne.....(May 8, 2009 vs. NWA)	
Alex Reyes.....(May 19, 2018 vs. NWA)	
Strikeouts, First Double-A Start:	10
Luke Weaver.....(June 5, 2016 at Frisco)	
Most Wild Pitches:	6
Sandy Alcantara.....(April 13, 2017 vs. Frisco)	
Most Walks Allowed:	9
Nick Additon.....(July 28, 2009 at ARK)	
Shaun Garceau.....(May 5, 2010 at NWA)	

Most Hits Allowed:	13
Jeremy Cook.....(May 25, 2005 at MID)	
Randy Leek.....(June 26, 2005 vs. SA)	
Trey Hearne.....(July 18, 2009 vs. NWA)	
Fewest Hits Allowed (CG, 9 IP):	2
Brian Broderick.....(June 4, 2010 at CC)	
Fewest Hits Allowed (CG, 7 IP):	1
Ryan Kulik.....(July 12, 2010, Game 1 vs. MID)	
Most Home Runs Allowed:	5
Tommy Parsons.....(July 29, 2019 vs. CC)	
Most Hit Batters:	4
Eric Haberer.....(May 17, 2008 at Tulsa)	
Most Runs:	11
Jordan Pals.....(July 19, 2006 at Wichita)	
Kevin Thomas.....(July 4, 2011 at MID)	
Kyle Leahy.....(May 21, 2021 vs. NWA)	
Kevin McGovern.....(Aug. 24, 2021 vs. NWA)	
Most Earned Runs:	11
Kevin Thomas.....(July 4, 2011 at MID)	
Kyle Leahy.....(May 21, 2021 vs. NWA)	
Kevin McGovern.....(Aug. 24, 2021 vs. NWA)	

INDIVIDUAL BATTING

Most At-Bats:	9
Starlin Rodriguez.....(May 11, 2013 vs. NWA)	
Ruben Gotay.....(May 11, 2013 vs. NWA)	
Audry Perez.....(May 11, 2013 vs. NWA)	
Most Runs Scored:	4
Bruce Caldwell.....(July 4, 2017 at Frisco)	
Kramer Robertson.....(April 11, 2019 vs. NWA)	
Brendan Donovan.....(July 9, 2021 vs. Tulsa)	
Ivan Herrera.....(Sept. 11, 2021 vs. ARK)	
Errol Robinson.....(Aug. 25, 2022 at NWA)	
Most Hits:	5
Jose Martinez.....(Aug. 19, 2007 at CC)	
Steven Hill.....(April 21, 2009 at MID)	
Aaron Luna.....(April 14, 2011 vs. Frisco)	
Matt Adams.....(May 25, 2011 vs. CC)	
Shane Robinson.....(July 20, 2011 vs. Tulsa)	
Oscar Taveras.....(June 4, 2012 vs. CC)	
Stefan Trosclair.....(June 2, 2018 vs. SA)	
Chase Pinder.....(April 9, 2022 vs. NWA)	
Chandler Redmond.....(Aug. 10, 2022 at AMA)	
Most Hits, 1st Game in Double-A, SFG:	4
Ramon Urias.....(April 22, 2018 at ARK)	
Most Singles:	5
Juan Lucena.....(May 17, 2007 at Tulsa)	
Jose Martinez.....(Aug. 19, 2007 at CC)	
Stefan Trosclair.....(June 2, 2018 at SA)	
Most Doubles:	4
Jeremy Hazelbaker.....(June 5, 2015 vs. MID)	
Most Triples:	2
Daniel Descalso.....(April 27, 2009 at NWA)	
Daryl Jones.....(June 2, 2010 at CC)	
Jermaine Curtis.....(May 23, 2011 at Tulsa)	
Kolten Wong.....(April 6, 2012 vs. Frisco)	
Harrison Bader.....(June 22, 2016 at Tulsa)	
Most Home Runs:	4
Chandler Redmond.....(Aug. 10, 2022 at AMA)	
Consecutive Home Runs:	4
Chandler Redmond.....(Aug. 10, 2022 at AMA)	

**SPRINGFIELD SINGLE-GAME RECORDS (CONTINUED)**

Most Extra-Base Hits:	4
Cody Haerther.....(July 18, 2006 at Wichita)	
Steven Hill.....(April 21, 2009 at MID)	
Tommy Pham.....Aug. 13, 2010 vs. CC)	
Jeremy Hazelbaker....(June 5, 2015 vs. MID)	
Chandler Redmond...(Aug. 10, 2022 at AMA)	
Most Total Bases:	17
Chandler Redmond...(Aug. 10, 2022 at AMA)	
Most RBI:	11
Chandler Redmond...(Aug. 10, 2022 at AMA)	
Most Stolen Bases:	4
Jose Garcia.....(July 5, 2011 at MID)	
Most Hit by Pitch:	3
Brett Wallace.....(April 10, 2009 vs. Frisco)	
Nick Dunn.....(Sept. 12, 2021 vs. ARK)	
Most Sacrifice Flies:	2
Chris Swauger.....(Sept. 2, 2012 at ARK)	
James Ramsey.....(July 10, 2013 at NWA)	
Breyvic Valera.....(May 23, 2016 at ARK)	
Magneuris Sierra.....(May 20, 2017 vs. NWA)	
Andrew Knizner.....(Aug. 20, 2017 vs. CC)	
John Nogowski.....(July 19, 2018 at ARK)	
Jordan Walker.....(June 21, 2022 at NWA)	
Most Walks:	4
Reid Gorecki.....(June 13, 2006 vs. ARK)	
Brandon Yarbrough....(Aug. 13, 2008 vs. SA)	
Greg Garcia.....(May 14, 2012 at ARK)	
Matt Williams.....(April 6, 2014 vs. CC)	
Darren Seferina.....(July 28, 2017 vs. NWA)	
Tommy Edman.....(May 1, 2018 at NWA)	
Ivan Herrera.....(June 8, 2021 vs. ARK)	
Nick Dunn.....(July 17, 2022 vs. TUL)	
Errol Robinson.....(Aug. 25, 2022)	
Most Strikeouts:	6
Xavier Scruggs (Aug. 24, 2012 at NWA)	



CARDINALS YEAR-BY-YEAR

YEAR	POS.	W	L	PCT.	GA/GB	MANAGER	HOME	ROAD	
2005	3	70	70	.500	-5.0	Chris Maloney	41-29	29-41	
2006	3	66	72	.478	-10.5	Chris Maloney	38-30	28-42	
2007	***1	73	63	.537	+5.0	Ron Warner	37-30	36-33	
2008	**1	76	64	.543	+1.0	Ron Warner	38-32	38-32	
2009	*3	71	69	.507	-3.0	Ron Warner	41-29	30-40	
2010	*2	76	64	.543	-10.0	Ron Warner	41-30	35-34	
2011	4	62	78	.443	-12.5	Ron Warner	31-39	31-39	
2012	****1	77	61	.558	+3.0	Mike Shildt	44-25	33-36	
2013	3	64	74	.464	-8.5	Mike Shildt	34-34	30-40	
2014	3	68	72	.486	-7.0	Mike Shildt	32-38	36-34	
2015	3	64	76	.457	-7.5	Dann Bilardello	34-36	30-40	
2016	**1	75	65	.536	+6.5	Dann Bilardello	40-30	35-35	
2017	1	77	63	.550	0.0	Johnny Rodriguez	43-27	34-36	
2018	4	60	79	.432	-14.0	Johnny Rodriguez	34-35	26-44	
2019	3	60	80	.429	-22.0	Joe Kruzel	39-31	21-49	
2020	MINOR LEAGUE SEASON CANCELLED -- COVID-19 PANDEMIC						Joe Kruzel		
2021	5	45	75	.375	-24.0	Jose Leger	22-38	23-37	
2022	5	68	70	.493	-10.5	Jose Leger	31-38	37-32	
TOTALS		1,152	1,195	.491			620-551	532-644	

* Clinched Playoff Berth

*** Texas League North Pennant

** Texas League North Regular Season Champions

**** Texas League Champions

CARDINALS 1ST HALF YEAR-BY-YEAR

YEAR	POS.	W	L	PCT.	GA/GB	MANAGER	HOME	ROAD	
2005	2	35	35	.500	-8.0	Chris Maloney	19-14	16-21	
2006	2	39	29	.574	-1.0	Chris Maloney	24-11	15-18	
2007	*1	36	31	.537	+2.5	Ron Warner	15-17	21-14	
2008	2	36	34	.514	0.0	Ron Warner	16-20	20-14	
2009	*1	38	32	.543	0.0	Ron Warner	21-13	17-19	
2010	2	38	32	.543	-4.0	Ron Warner	22-14	16-18	
2011	4	32	38	.457	-5.5	Ron Warner	16-18	16-20	
2012	3	35	35	.500	-5.0	Mike Shildt	22-14	13-21	
2013	2	33	35	.485	-1.0	Mike Shildt	14-18	19-17	
2014	3	34	36	.486	-4.5	Mike Shildt	17-19	17-17	
2015	4	30	40	.429	-10.0	Dann Bilardello	15-19	15-21	
2016	*1	41	29	.586	+3.5	Dann Bilardello	22-14	19-15	
2017	2	35	35	.500	-4.0	Johnny Rodriguez	20-14	15-21	
2018	4	33	37	.471	-14.0	Johnny Rodriguez	19-17	14-20	
2019	4	30	40	.429	-14.0	Joe Kruzel	22-15	8-25	
2020	MINOR LEAGUE SEASON CANCELLED -- COVID-19 PANDEMIC						Joe Kruzel		
2021	NO HALVES PLAYED IN 2021						Jose Leger		
2022	5	31	38	.449	-10.0	Jose Leger	12-21	19-17	
TOTALS		556	556	.500			294-258	260-298	

* Texas League North 1st Half Champions

CARDINALS 2ND HALF YEAR-BY-YEAR

YEAR	POS.	W	L	PCT.	GA/GB	MANAGER	HOME	ROAD	
2005	2	35	35	.500	-2.0	Chris Maloney	22-15	13-20	
2006	4	27	43	.386	-16.5	Chris Maloney	14-19	13-24	
2007	*1	37	32	.536	+2.0	Ron Warner	22-13	15-19	
2008	2	40	30	.571	-2.0	Ron Warner	22-12	18-18	
2009	4	33	37	.471	-4.0	Ron Warner	20-16	13-21	
2010	3	38	32	.543	-6.0	Ron Warner	19-16	19-16	
2011	4	30	40	.429	-8.0	Ron Warner	15-21	15-19	
2012	*1	42	26	.618	+7.5	Mike Shildt	22-11	20-15	
2013	4	31	39	.443	-9.0	Mike Shildt	20-16	11-23	
2014	2	34	36	.486	-7.0	Mike Shildt	15-19	19-17	
2015	2	34	36	.486	-1.0	Dann Bilardello	15-19	25-21	
2016	3	34	36	.486	-2.0	Dann Bilardello	18-16	16-20	
2017	2	42	28	.600	-2.0	Johnny Rodriguez	23-13	19-15	
2018	4	27	42	.391	-14.0	Johnny Rodriguez	15-18	12-24	
2019	3	30	40	.431	-11.0	Joe Kruzel	17-16	13-24	
2020	MINOR LEAGUE SEASON CANCELLED -- COVID-19 PANDEMIC						Joe Kruzel		
2021	NO HALVES PLAYED IN 2021						Jose Leger		
2022	3	37	32	.536	-6.0	Jose Leger	19-17	18-15	
TOTALS		484	492	.496			298-257	253-307	

* Texas League North 2nd Half Champions



SPRINGFIELD CARDINALS MONTH-BY-MONTH

YEAR	APRIL	MAY	JUNE	JULY	AUGUST	SEPTEMBER
2005	8-14	17-13	13-12	12-17	17-13	3-1
2006	15-9	16-11	9-16	16-14	9-20	1-2
2007	9-11	14-15	20-8	15-12	13-16	2-1
2008	12-14	12-16	18-8	15-15	19-10	0-1
2009	12-8	16-12	13-15	12-15	14-16	4-3
2010	12-9	15-14	12-13	16-13	19-11	2-4
2011	9-13	14-13	10-18	15-14	12-17	2-3
2012	8-16	17-11	16-10	19-10	15-13	2-1
2013	12-13	14-13	12-15	14-15	12-16	0-2
2014	13-13	12-15	14-13	12-16	16-13	1-0
2015	5-15	12-18	16-10	16-13	11-17	4-3
2016	11-10	17-13	16-9	13-18	14-14	4-1
2017	12-9	15-14	12-16	20-10	16-12	2-2
2018	13-9	14-17	7-19	16-14	10-17	0-3
2019	8-17	14-15	12-14	16-12	10-20	0-2
2020	MINOR LEAGUE SEASON CANCELLED -- COVID-19 PANDEMIC					
2021	---	6-17	10-17	12-14	8-18	8-9
2022	8-12	11-15	13-13	14-10	13-13	8-7
2023	167-192	236-242	223-226	253-232	229-256	43-45

SPRINGFIELD WIN-LOSS BREAKDOWN 2005-Present

	2005	2006	2007	2008	2009	2010	2011	2012	2013	2014	2015	2016	2017	2018
At Home	41-29	38-30	37-30	38-32	41-29	41-30	31-39	44-25	34-34	32-38	34-36	40-30	43-27	34-35
Away	29-41	28-42	36-33	38-32	30-40	35-34	40-54	33-36	30-40	36-34	30-40	35-35	34-36	26-44
Day Games	9-14	8-11	6-11	6-9	12-9	14-10	6-12	11-10	14-8	7-14	10-10	14-8	11-12	12-12
Night Games	61-56	58-61	67-52	70-55	59-60	62-54	56-66	66-51	50-66	61-58	54-66	61-57	66-51	48-67
vs. Right-Handers	43-41	53-57	57-40	58-50	48-50	39-39	40-54	60-47	52-64	56-46	50-57	61-53	57-50	44-57
vs. Left-Handers	27-29	13-15	16-23	18-14	23-19	37-25	22-24	17-14	12-10	12-26	14-19	14-12	20-13	16-22
One-Run Dec.	21-24	14-21	20-19	30-17	26-19	18-19	13-20	18-28	17-23	28-22	21-17	24-11	19-20	18-19
Extra-Inn. Games	7-8	2-7	4-3	14-6	4-9	4-5	4-9	6-7	4-3	5-5	7-7	8-7	5-7	7-3
Shutouts	4-6	3-4	9-6	7-5	6-9	7-6	3-5	8-8	10-10	9-9	10-8	11-11	13-6	8-7

	2019	2020	2021	2022	2023	2024	2025	2026	2027	2028	2029	2030	2031	2032
At Home	39-31	N/A	22-38	31-38										
Away	21-49	N/A	23-37	37-32										
Day Games	8-17	N/A	3-9	15-6										
Night Games	52-63	N/A	42-66	53-64										
vs. Right-Handers	48-62	N/A	37-54	49-57										
vs. Left-Handers	12-18	N/A	8-21	19-13										
One-Run Dec.	16-21	N/A	13-17	15-17										
Extra-Inn. Games	5-7	N/A	7-1	5-5										
Shutouts	5-9	N/A	2-9	4-7										

SPRINGFIELD TEAM TOTALS 2005-Present

Figures in parentheses indicate rank in league; T is for tie

	2005	2006	2007	2008	2009	2010	2011	2012	2013	2014	2015	2016
Games	140	138	136	140	140	140	140	138	138	140	140	140
Runs	691 (4)	665 (6)	692 (2)	681 (4)	642 (6)	721 (2)	740 (2)	671 (2)	607 (3)	553 (7)	629 (3)	598 (4)
Hits	1318 (4)	1213 (7)	1243 (1)	1341 (2)	1194 (8)	1245 (3)	1347 (1)	1277 (2)	1152 (6)	1178 (3)	1221 (4)	1192 (3)
Stolen Bases	73 (7)	92 (5)	68 (6)	78 (7)	59 (8)	78 (7)	53 (8)	87 (6)	131 (2)	105 (76)	114 (4)	57 (8)
Batting Average	.271 (4)	.262 (7)	.271 (1)	.275 (4)	.253 (8)	.264 (T2)	.278 (1)	.268 (T1)	.254 (3)	.252 (T2)	.259 (4)	.256 (T2)
Opponent Runs	732 (6)	668 (4)	619 (3)	681 (4)	678 (4)	606 (3)	809 (8)	591 (T2)	619 (6)	611 (6)	667 (7)	599 (6)
Springfield HR	147 (2)	128 (4)	148 (2)	133 (1)	119 (1)	146 (1)	166 (1)	125 (2)	124 (2)	91 (6)	114 (5)	125 (3)
Opponent HR	153 (8)	130 (5)	116 (3)	143 (7)	105 (6)	117 (6)	161 (8)	118 (T4)	123 (5)	117 (6)	103 (5)	120 (7)
Staff ERA	4.57 (6)	4.33 (6)	4.07 (2)	4.17 (3)	4.30 (5)	3.88 (4)	5.11 (8)	3.83 (3)	4.02 (7)	3.90 (6)	4.36 (7)	3.71 (6)
Saves	37 (4)	37 (4)	39 (2)	43 (2)	41 (1)	37 (T3)	29 (6)	36 (3)	33 (6)	43 (2)	29 (7)	44 (2)
Double Plays	127 (5)	132 (6)	160 (1)	133 (7)	177 (1)	146 (2)	126 (6)	163 (1)	110 (6)	132 (3)	112 (T7)	126 (4)
Fielding %	.969 (8)	.973 (5)	.976 (7)	.976 (T3)	.973 (T2)	.974 (T5)	.972 (T7)	.978 (4)	.976 (5)	.977 (T4)	.976 (T6)	.975 (7)

	2017	2018	2019	2020	2021	2022	2023	2024	2025	2026	2027	2028
Games	140	139	140	N/A	140	120	138					
Runs	634 (3)	620 (6)	609 (5)	N/A	577 (5)	840						
Hits	1236 (5)	1218 (5)	1101 (7)	N/A	1029 (2)	1207						
Stolen Bases	120 (1)	69 (7)	85 (6)	N/A	67 (8)	164						
Batting Average	.264 (3)	.260 (5)	.237 (8)	N/A	.254 (T3)	.258						
Opponent Runs	634 (3)	676 (6)	705 (8)	N/A	794 (10)	813						
Springfield HR	117 (3)	149 (2)	140 (3)	N/A	140 (T5)	178						
Opponent HR	111 (5)	128 (6)	174 (8)	N/A	178 (9)	186						
Staff ERA	3.62 (T2)	4.58 (7)	4.79 (8)	N/A	5.97 (10)	5.50						
Saves	34 (T4)	24 (8)	35 (T5)	N/A	17 (10)	30						
Double Plays	143 (4)	123 (4)	109 (4)	N/A	113 (2)	118						
Fielding %	.979 (4)	.981 (T1)	.985 (T1)	N/A	.969 (10)	.980						



SPRINGFIELD BATTING LEADERS 2005-Present

	Games	Runs	Hits	Doubles	Triples	Home Runs
2005	Hanson (137)	Minges (98)	Hanson (155)	Minges (34)	Minges (6)	21 (Herr)
2006	McCoy (129)	Richardson (71)	Richardson (138)	Richardson (31)	Haerther, Stavinoaha, Washington (3)	Richardson (17)
2007	Rasmus (128)	Rasmus (93)	Rasmus (130)	Rasmus (37)	Rowlett (4)	Rasmus (29)
2008	Craig (129)	Craig (84)	Craig (154)	Craig (30)	Yarbrough (8)	Craig (22)
2009	Rapoport (124)	Rapoport (69)	Hill (131)	Henley (31)	Rapoport (6)	Hill (19)
2010	Kozma (132)	Carpenter (76)	Carpenter (125)	Kozma (28)	Jones (6)	Brown, Hill (22)
2011	Jackson (135)	Adams (80)	Jackson (148)	Jackson (34)	Castellanos (4)	Adams (32)
2012	Scruggs (130)	Taveras (83)	Taveras (153)	Taveras (37)	Taveras (7)	Taveras (23)
2013	Gotay, Scruggs (133)	Gotay (75)	Gotay (139)	Gotay (31)	Pham (6)	Scruggs (29)
2014	Wisdom (128)	O'Neill (57)	Stanley (109)	Rodriguez, Wisdom (19)	O'Neill, Wisdom (4)	Wisdom (14)
2015	Tilson (134)	Tilson (85)	Tilson (159)	Diaz (25)	Tilson (9)	Washington (16)
2016	Voit (134)	Voit (70)	Voit (143)	DeJong (29)	Voit (5)	DeJong (22)
2017	Wilson (129)	Mercado (76)	Mercado (137)	Garcia (23)	Mercado (4)	Wilson (17)
2018	Roache (121)	Edman (71)	Edman (135)	Edman (23)	Goetzman, Thomas (4)	Thomas (21)
2019	Carlson (108)	Carlson (81)	Carlson (117)	Carlson (24)	Carlson (6)	Carlson (21)
2020	MINOR LEAGUE SEASON CANCELLED -- COVID-19 PANDEMIC					
2021	Herrera, Perez (98)	Perez (62)	Perez (103)	Baker (20)	Perez, Plummer (4)	Baker (26)
2022	Walker (119)	Walker (100)	Walker (141)	Walker (31)	Walker, Dunn, Redmond, Whalen (3)	Gomez (23)

	Total Bases	RBI	Base on Balls	Hit by Pitch	Strikeouts	Stolen Bases
2005	Hanson (250)	Hanson (97)	Hanson (54)	Herr (10)	Herr (108)	Estrada (18)
2006	Richardson (222)	Richardson (78)	McCoy (62)	McCoy/Richardson (7)	Richardson (114)	McCoy (30)
2007	Rasmus (260)	Richardson (78)	Rasmus (70)	Rasmus (12)	Richardson (118)	Rasmus (18)
2008	Craig (250)	Craig (85)	Craig (48)	Craig, Martinez (10)	Shorey (110)	Greene (14)
2009	Hill (218)	Hill (64)	Rapoport (71)	DeJesus (10)	Hill (106)	Rapoport (12)
2010	Hill (196)	Hill (86)	Carpenter (64)	Luna (25)	Kozma (111)	Jones (15)
2011	Adams (262)	Adams (101)	Jackson (44)	Castellanos (11)	Castellanos (94)	Garcia (19)
2012	Taveras (273)	Taveras (94)	Garcia (80)	Curtis (19)	Scruggs (150)	Wong (21)
2013	Gotay/Scruggs (218)	Gotay (89)	Scruggs (82)	Scruggs (12)	Scruggs (177)	O'Neill (18)
2014	Wisdom (166)	Wisdom (53)	Rodriguez (56)	Popkins (7)	Wisdom (149)	Ortega (16)
2015	Tilson (209)	Ohlman (69)	Rodriguez (56)	Garcia (11)	Washington (121)	Tilson (46)
2016	Voit (230)	Voit (74)	Voit (52)	Bader/DeJong (10)	DeJong (144)	Bader (11)
2017	Mercado (204)	Garcia (69)	Caldwell (52)	Wilson (12)	Mercado (112)	Mercado (38)
2018	Thomas (187)	Thomas (67)	Roache (44)	Young (10)	Roache (142)	Edman (27)
2019	Carlson (216)	Carlson (59)	Carlson (52)	Lopez (14)	Carlson (98)	Carlson (18)
2020	MINOR LEAGUE SEASON CANCELLED -- COVID-19 PANDEMIC					
2021	Baker (184)	Baker (68)	Herrera (60)	Plummer (11)	Plummer (108)	Perez (24)
2022	Walker (235)	Redmond (79)	Dunn (63)	Davis, Toerner (10)	Walker (116)	Antico (30)

	Sacrifice Flies	Sacrifice Hits	Slugging Pct.	On-Base Pct.	Batting Average	
2005	Hanson (6)	Boyd (9)	Minges (.564)	Minges (.392)	Minges (.324)	
2006	Stavinoaha (6)	McCoy (16)	Richardson (.500)	Richardson (.382)	Richardson (.311)	
2007	Anderson (6)	Haberer (8)	Rasmus (.551)	Rasmus (.381)	Anderson (.298)	
2008	Shorey (8)	Martinez (10)	Craig (.494)	Jay (.379)	Jay (.306)	
2009	Hill (6)	DeJesus, Rapoport (6)	Descalso (.531)	Descalso (.396)	Descalso (.323)	
2010	Carpenter, Smith (4)	Kozma (7)	Hill (.543)	Luna (.426)	Carpenter (.316)	
2011	Adams, Duncan, Jackson (6)	Jackson (12)	Adams (.566)	Curtis (.414)	Castellanos (.319)	
2012	Swauger, Taveras (5)	Curtis, Melker (5)	Taveras (.572)	Curtis (.416)	Taveras (.321)	
2013	Gotay (6)	Albitz (7)	Scruggs (.487)	O'Neill (.431)	O'Neill (.320)	
2014	Stanley (9)	Ortega (6)	Stanley (.429)	Rodriguez (.358)	Stanley (.283)	
2015	Valera, Washington, Wisdom (4)	O'Neill (7)	Garcia (.476)	Garcia (.400)	Tilson (.295)	
2016	Caldwell, DeJong (6)	Staton (4)	Bader (.497)	Voit (.372)	Voit (.297)	
2017	Wilson (8)	Thon (3)	Garcia (.487)	Garcia (.370)	Garcia (.294)	
2018	Knizner, Nogowski (5)	Edman (4)	Thomas (.487)	Nogowski (.392)	Knizner (.313)	
2019	Carlson (7)	Kirtley, Kruczynski, Rondon, Triunfel (4)	Carlson (.518)	Carlson (.364)	Carlson (.281)	
2020	MINOR LEAGUE SEASON CANCELLED -- COVID-19 PANDEMIC					
2021	Herrera (7)	Lopez (3)	Baker (.530)	Donovan (.411)	Donovan (.319)	
2022	Walker (8)	Koperniak (3)	Gomez (.705)	Pinder (.422)	Gomez (.321)	



SPRINGFIELD PITCHING LEADERS 2005-Present

	Games	Games Started	Complete Games	Innings Pitched	Strikeouts	Bases on Balls
2005	Doyne (48)	Leek, Pals (27)	Leek (3)	Leek (185.2)	Leek, Pals (102)	Lambert (48)
2006	Worrell (57)	Pals, Parisi (27)	Rundles (1)	Pals (160.1)	Lambert (113)	Lambert, Parisi (63)
2007	Scherer (55)	Boggs, Haberer, Rauschenberger (26)	Haberer, Walters, Rauschenberger (1)	Boggs (152.1)	Boggs (117)	Haberer (72)
2008	Salas (60)	Ottavino (24)	Garcia, Ottavino (1)	Ottavino (115.1)	Salas (100)	Ottavino (52)
2010	Eager (54)	Additon (27)	Broderick, McGregor (2)	Additon (150.1)	Additon (109)	Additon, Daley (53)
2011	Greenwood (59)	Blazek (24)	Gast (1)	Blazek (133.2)	Blazek (128)	Blazek (64)
2012	Fornataro (57)	Maness (20)	Maness (1)	Maness (123.2)	Gorgen (93)	Gorgen (39)
2013	Wright (50)	Blair (22)	Greenwood (1)	Blair (129.2)	Cooney (125)	Ferrara (54)
2014	Donofrio (43)	Heyer (25)	Cornelius (1)	Cornelius (144.1)	Gaviglio (126)	Blair (51)
2015	Shaban (43)	Morales (26)	Baker, Lee, Mayers, Reed (1)	Morales (129.2)	Baker (88)	Morales (46)
2016	Shaban (42)	Ponce de Leon (27)	Nielson (2)	Ponce de Leon (151.0)	Ponce de Leon (122)	Ponce de Leon (56)
2017	Echemendia (38)	Gomber (26)	Pearce (2)	Gomber (143.0)	Gomber (140)	Alcantara (54)
2018	Santos (34)	Shew (19)	Helsley (1)	Shew (114.0)	Shew (96)	Jones (51)
2019	Patterson (51)	Oviedo (23)	None	Kruczynski (117.1)	Oviedo (128)	Oviedo (64)
2020	MINOR LEAGUE SEASON CANCELLED -- COVID-19 PANDEMIC					
2021	Bosiokovic (31)	Pallante, Robles (21)	Pike, Robles (1)	Roach (114.2)	Roach (119)	Roach (45)
2022	Brettell (45)	Leahy (26)	Graceffo (1)	Leahy (141.0)	Leahy (144)	Leahy (71)

	Shutouts	Saves	Wins	Losses	Winning Pct. (Min. 10 Dec.)	ERA (100+ IP)
2005	Leek (2)	Doyne (19)	Leek (15)	Pals (11)	Leek (.682)	Alvarez (3.40)
2006	None	Worrell (27)	Lambert (10)	Lambert (9)	Pomeranz (.636)	Parisi (4.60)
2007	None	Perez (27)	Haberer (13)	Garcia (9)	Haberer (.619)	Garcia (3.75)
2008	None	Salas (25)	Gonzalez, Gregerson, Salas (7)	Ottavino (7)	Salas (.700)	Todd (2.97)
2009	Dickson, Hearne (1)	Samuel (22)	Hearne (12)	Dickson, Kulik (10)	Hearne (.800)	Hearne (2.82)
2010	Broderick (1)	Reifer (17)	Kopp (12)	Daley (11)	Broderick (.846)	Broderick (2.77)
2011	None	Rondon (7)	Blazek (11)	Schneider (10)	Miller (.750)	Blazek (5.45)
2012	None	Butler (25)	Maness (11)	Blazek (8)	Maness (.786)	Maness (3.27)
2013	None	Hooker (8)	Castillo, Cooney, Ferrara (7)	Cooney (10)	Thomas (.600)	Cooney (3.80)
2014	None	Donofrio (16)	Cornelius, Hald (11)	Gaviglio (12)	Hald (.733)	Hald (3.81)
2015	Baker, Mayers (1)	Shaban (10)	Lee (8)	Morales (8)	Lee (.667)	Lee (4.12)
2016	None	Lucas (16)	Ponce de Leon (9)	Baker, Nielsen, Ponce de Leon (8)	Shaban (.727)	Ponce de Leon (3.52)
2017	Pearce (1)	Baker, Beck (6)	Gomber (10)	Ellis (9)	Hudson (.692)	Hudson (2.53)
2018	None	Elledge, Medina, Mendoza (4)	Shew (6)	Shew, Woodford (8)	Jones (.500)	Shew (4.50)
2019	None	Jones (9)	Oviedo (7)	Kruczynski, Oviedo (8)	Patterson (.545)	Rondon (3.21)
2020	MINOR LEAGUE SEASON CANCELLED -- COVID-19 PANDEMIC					
2021	None	Bosiokovic, Escobar (4)	Roach (7)	Roach, Robles (10)	Roach (.412)	Roach (5.65)
2022	None	Pacheco (8)	Leahy (10)	Escobar (12)	Graceffo (.636)	Leahy (5.23)

SPRINGFIELD TEAM HOME RUN TOTALS

	CARDINALS			OPPONENTS				CARDINALS			OPPONENTS		
	AT SPR	AWAY	TOTALS	AT SPR	HOME	TOTALS		AT SPR	AWAY	TOTALS	AT SPR	HOME	TOTALS
2005	74	70	144	84	69	153	2014	56	35	91	66	51	117
2006	72	56	128	73	57	130	2015	65	49	114	58	45	103
2007	91	57	148	63	53	116	2016	79	46	125	72	48	120
2008	82	51	133	91	52	143	2017	74	43	117	63	48	111
2009	67	52	119	61	44	105	2018	91	58	149	75	53	128
2010	82	64	146	76	41	117	2019	90	50	140	104	70	174
2011	95	71	166	99	62	161	2020	MINOR LEAGUE SEASON CANCELLED -- COVID-19 PANDEMIC					
2012	75	50	125	66	52	118	2021	78	62	140	105	73	178
2013	73	51	124	63	60	123	2022	114	72	186	74	114	178

HAMMONS FIELD HOME RUN LEADERS BY SEASON

2005	Juan Diaz	11	2011	Matt Adams	15	2017	Jacob Wilson	14
2006	Juan Richardson	9	2012	Xavier Scruggs	15	2018	Victor Roache	14
2007	Colby Rasmus	17	2013	Xavier Scruggs	17	2019	Dylan Carlson	14
2008	Allen Craig	13	2014	James Ramsey/ Patrick Wisdom	8	2020	NO MILB SEASON -- COVID-19 PANDEMIC	
2009	Steven Hill	10	2015	David Washington	12	2021	Luken Baker	12
2010	Steven Hill	15	2016	Luke Voit	15	2022	Malcom Nuñez	16



CARDINALS ALL-TIME HITTING STREAKS

NAME	GAMES	STREAK
Oscar Mercado	20	April 11-May 5, 2017
Travis Hanson	18	August 11-29, 2005
Tyler Greene	18	July 10-26, 2008
Tony Cruz	18	June 15-July 9, 2010
Mike Ohlman	18	May 26-June 1, 2015
Audry Perez	18	May 30-June 30, 2012
Charlie Tilson	18	July 8-26, 2015
Anthony Garcia	18	May 7-27, 2017
Charlie Cutler	17	July 2-29, 2011
Ryan Jackson	17	June 26-July 16, 2011
Harrison Bader	17	April 27-May 15, 2016
Tommy Edman	17	July 12-Aug. 5, 2018

CARDINALS ON-BASE STREAKS

CARDINALS TOP RBI MONTHS

30 Yariel Gonzalez, July 2019	25 Xavier Scruggs, June 2012	24 Aaron Herr, August 2005
29 Matt Adams, July 2011	25 Chris Swauger, July 2012	24 Allen Craig, May 2008
27 Nick Stavinoaha, August 2006	25 Xavier Scruggs, May 2013	24 Victor Roache, May 2018
27 Steven Hill, July 2010	25 Moisés Gómez, April 2022	24 Alec Burleson, July 2021
27 Xavier Scruggs, August 2012	25 Chase Pinder, July 2022	23 Travis Hanson, May 2005
27 Malcom Nuñez, June 2022	24 Aaron Herr, August 2005	23 Jose Martinez, April 2008
26 Luken Baker, July 2021	24 Juan Richardson, May 2006	23 Ryan Jackson, July 2011
25 Travis Hanson, July 2005	24 Rico Washington, May 2006	23 Xavier Scruggs, July 2012
25 Rick Ankiel, August 2005	24 Colby Rasmus, May 2007	23 Patrick Wisdom, June 2015
25 Travis Hanson, August 2005	24 Juan Richardson, June 2007	22 Matt Koperniak, August 2022
25 Curt Smith, May 2010	24 Jose Martinez, July 2007	21 Chandler Redmond, August 2022
25 Matt Adams, May 2011	24 Juan Richardson, July 2007	

CARDINALS SINGLE-SEASON LEAGUE BATTING LEADERS

BATTING: (2)			DOUBLES: (1)			TOTAL BASES: (1)		
Oscar Taveras	.321	2012	Oscar Taveras	37	2012	Oscar Taveras	273	2012
Luke Voit	.297	2016	TRIPLES: (1)			STOLEN BASES: (2)		
RUNS: (1)			Charlie Tilson	9	2015	Charlie Tilson	46	2015
Jordan Walker	100	2022	HOME RUNS: (1)			Oscar Mercado	38	2017
Colby Rasmus	93	2007	Colby Rasmus	29	2007	WALKS: (1)		
HITS: (2)			SLUGGING %: (1)			Xavier Scruggs	82	2013
Charlie Tilson	159	2015	Dylan Carlson	.518	2019	ON-BASE %: (2)		
Luke Voit	143	2016				Aaron Luna	.426	2010
RBI: (1)						Jermaine Curtis	.416	2012
Matt Adams	101	2011						



TOP CARDINAL BATTING DUOS AND TRIOS

HOME RUNS:

Duos:

2011 (54) - Matt Adams (32), Eric Duncan (22)
 2007 (47) - Colby Rasmus (29), Joe Mather/Juan Richardson (18)
 2012 (45) - Oscar Taveras (23), Xavier Scruggs (22)
 2013 (45) - Xavier Scruggs (29), Ruben Gotay (16)

Trios:

2011 (73) - Matt Adams (32), Eric Duncan (22), Alex Castellanos (19)
 2007 (65) - Colby Rasmus (29), Joe Mather (18), Juan Richardson (18)
2022 (63) - Moisés Gómez (23), Chandler Redmond (21), Jordan Walker (19)
 2005 (60) - Aaron Herr (21), Travis Hanson (20), Tyler Minges (19)
 2013 (60) - Xavier Scruggs (29), Ruben Gotay (16), James Ramsey (15)

RUNS BATTED IN:

Duos:

2012 (185) - Oscar Taveras (94), Xavier Scruggs (91)
 2011 (174) - Matt Adams (101), Ryan Jackson (73)
 2013 (170) - Ruben Gotay (89), Xavier Scruggs (81)

Trios:

2012 (245) - Oscar Taveras (94), Xavier Scruggs (91), Chris Swauger (60)
 2011 (236) - Matt Adams (101), Ryan Jackson (73), Alex Castellanos/Eric Duncan (62)
 2010 (221) - Steven Hill (86), Pete Kozma (72), Andrew Brown (63)
2022 (213) - Chandler Redmond (79), Jordan Walker (68), Malcom Nuñez (66)

TOP CARDINAL PITCHING DUOS AND TRIOS

STRIKEOUTS:

Duos:

2017 (246) - Austin Gomber (140), Sandy Alcantara (106)
 2019 (246) - Johan Oviedo (128), Evan Kruczynski (118)
 2013 (242) - Tim Cooney (125), Seth Blair (117)

Trios:

2019 (358) - Johan Oviedo (128), Evan Kruczynski (118), Angel Rondon (112)
 2017 (341) - Austin Gomber (140), Sandy Alcantara (106), Chris Ellis (95)
 2014 (334) - Sam Gaviglio (126), Kyle Hald (105), Kurt Heyer (103)

CARDINALS SINGLE-SEASON LEAGUE PITCHING LEADERS

WINS			SAVES			ERA		
Randy Leek	15	2012	Mark Worrell	27	2006	Daniel Hudson	2.53	2017
Trey Hearne	12**	2009	Fernando Salas	25	2008	Angel Rondon	3.21	2019
			Josh Lucas	16	2016			
WINNING %*			INNINGS			STRIKEOUTS		
Trey Hearne	.800 (12-3)	2009	Randy Leek	185.2	2005	None		
David Kopp	.750 (12-4)	2010						
Kyle Hald	.733 (11-4)	2014						
Dakota Hudson	.692 (9-4)	2017						**Tied for league lead

2023 IMPORTANT DATES

Opening Day.....April 6
 Cardinals Home Opener.....April 6
 Division Championship Series.....TBA
 Texas League Championship Series.....TBA



Award-Winning Cardinals

TEXAS LEAGUE MVP		Colby Rasmus	August	2007	
Matt Adams	2011	Shane Robinson	April	2008	
Oscar Taveras	2012	Jon Jay	June	2008	
Dylan Carlson	2019	Daryl Jones	August	2008	Colby Rasmus
Moisés Gómez		Steven Hill	April	2009	Bryan Anderson
TEXAS LEAGUE PITCHER OF THE YEAR		Charlie Cutler	May	2009	Shane Robinson
Dakota Hudson	2017	Ryan Jackson	April	2011	Jon Jay
TEXAS LEAGUE TOP MLB PROSPECT		Zack Cox	August	2011	Daryl Jones
Jordan Walker		Oscar Taveras	April	2012	Steven Hill
ST. LOUIS MiLB PLAYER OF THE YEAR		Oscar Taveras	June	2012	Pete Kozma
Travis Hanson	2005	Mike O'Neill	August	2012	Tyler Henley
Colby Rasmus	2007	Tommy Pham	April	2013	Andrew Brown
Daryl Jones	2008	Jonathan Rodríguez	April	2014	Andrew Brown
Matt Carpenter	2010	Patrick Wisdom	June	2015	Pete Kozma
Matt Adams	2011	Anthony Garcia	July	2015	Aaron Luna
Oscar Taveras	2012	Harrison Bader	April	2016	Steven Hill
Carson Kelly	2016	Evan Mendoza	May	2018	Matt Carpenter
Dylan Carlson	2019	Dylan Carlson	May	2019	Matt Carpenter
Jordan Walker (Co-Player)		Alec Burleson	May	2021	Andrew Brown
Moisés Gómez (Co-Player)		Nick Plummer	July	2021	Alex Castellanos
ST. LOUIS MiLB PITCHER OF THE YEAR		Moisés Gómez	April	2022	Ryan Jackson
Blake Hawksworth	2006	Malcom Nuñez	June	2022	Alex Castellanos
P.J. Walters	2007	Chase Pinder (Co-Player)	July	2022	Ryan Jackson
Jess Todd	2008	Matt Koperniak	August	2022	Kolten Wong
Lance Lynn	2009	ST. LOUIS MiLB PITCHER OF THE MONTH		Oscar Taveras	June 4-11, 2012
Shelby Miller	2011	Mark Worrell	July	2006	Chris Swauger
Seth Maness	2012	Fernando Salas	May	2008	Xavier Scruggs
Zach Petrick	2013	Lance Lynn	May	2009	Mike O'Neill
Marco Gonzales	2014	Trey Hearne	June	2009	Mike O'Neill
Alex Reyes	2015	Jordan Swagerty	April	2011	Xavier Scruggs
Luke Weaver	2016	Kevin Thomas	May	2011	Ruben Gotay
Jack Flaherty	2017	Shelby Miller	June	2011	James Ramsey
Angel Rondon	2019	Trevor Rosenthal	May	2012	Jonathan Rodríguez
Gordon Graceffo		Lee Stoppelman	August	2013	Jacob Wilson
TEXAS LEAGUE PLAYER OF THE MONTH		Arturo Reyes	June	2015	Michael Ohlman
Rico Washington	May	Andrew Morales	April	2016	Patrick Wisdom
Colby Rasmus	May	Luke Weaver	June	2016	Aledmys Diaz
Colby Rasmus	August	Jack Flaherty	April	2017	Anthony Garcia
Jon Jay	June	Matt Pearce	May	2017	John Nogowski
Oscar Taveras	June	Austin Gomber	August	2017	Victor Roache
Patrick Wisdom	June	Junior Fernandez	May	2019	Lane Thomas
Luke Weaver	June	Jake Walsh	May	2021	Chris Chinae
Luke Voit	August	Gordon Graceffo	May	2022	Andy Young
Jack Flaherty	April	TEXAS LEAGUE PITCHER OF THE WEEK		Yariel Gonzalez	July 8-14, 2019
Matt Pearce	May	Travis Hanson	June 27-July 3,	2005	Nolan Gorman
Austin Gomber	August	Aaron Herr	June 27-July 3,	2005	Nick Plummer
Moisés Gómez	April	Rico Washington	April 6-16,	2006	Moisés Gómez
Malcom Nuñez	June	Josh Pressley	May 15-21,	2006	Moisés Gómez
Gordon Graceffo	September	Rico Washington	May 29-June 4,	2006	Chandler Redmond
ST. LOUIS MiLB PLAYER OF THE MONTH		Joe Mather	April 5-16,	2007	Matt Koperniak
Tyler Minges	April	Sean Danielson	May 7-14,	2007	TEXAS LEAGUE PITCHER OF THE WEEK
Travis Hanson	May	Colby Rasmus	May 28-June 4,	2007	Josh Kinney
Nick Stavinoha	August	Joe Mather	June 4-11,	2007	Jeremy Cummings
Joe Mather	April	Jarrett Hoffpauir	June 18-25,	2007	Randy Leek
Colby Rasmus	May	Mark Hamilton	July 9-16,	2007	Adam Daniels
		Colby Rasmus	August 13-20,	2007	Mitchell Boggs
					Aug. 27-Sept. 4,
					2007
					May 19-25,
					2008
					May 26-June 1,
					2008

**TEXAS LEAGUE PITCHER OF THE WEEK (CONT.)**

Jess Todd	June 23-29, 2008
Justin Fiske	July 28-Aug. 3, 2008
Trey Hearne	June 22-28, 2009
Ryan Kulik	June 29-July 5, 2009
Brian Broderick	May 31-June 7, 2010
Nick Additon	July 26-Aug. 2, 2010
Deryk Hooker	May 2-9, 2011
Deryk Hooker	Aug. 22-29, 2011
Tim Cooney	Aug. 5-11, 2013
Tim Cooney	Aug. 12-18, 2013
Kyle Hald	May 5-11, 2014
Marco Gonzales	June 9-15, 2014
Thomas Lee	May 4-10, 2015
Thomas Lee	June 1-7, 2015
Arturo Reyes	June 8-14, 2015
Alex Reyes	August 10-16, 2015
Corey Baker	April 25-May 1, 2016
Luke Weaver	May 30-June 5, 2016
Josh Lucas	July 4-10, 2016
J.C. Sulbaran	July 11-17, 2016
Jack Flaherty	April 17-23, 2017
Matt Pearce	May 15-21, 2017
Zac Gallen	July 10-16, 2017
Austin Warner	June 10-16, 2019
Angel Rondon	June 24-30, 2019
Andre Pallante	August 9-15, 2021
Gordon Graceffo	June 13-19, 2022
Gordon Graceffo	September 12-18, 2022



SPRINGFIELD ALL-STARS

2005

Mid-Season: P Randy Leek, INF Travis Hanson, C Robinson Cancel, OF Tyler Minges

Post-Season: P Randy Leek, INF Travis Hanson, OF Tyler Minges

2006

Mid-Season: P Stuart Pomeranz, P Mark Worrell, OF Reid Gorecki, INF Rico Washington

2007

Mid-Season: P Chris Perez, C Bryan Anderson, OF Colby Rasmus, OF Juan Richardson, P Jaime Garcia, INF Jarrett Hoffpauir, OF Sean Danielson, P Mitchell Boggs

Post-Season: P Chris Perez, C Bryan Anderson, OF Colby Rasmus

2008

Mid-Season: 3B Allen Craig, SS Tyler Greene, C Brandon Yarbrough, OF Jon Jay, P Jess Todd, P Fernando Salas, P Luke Gregerson, OF Shane Robinson

Post-Season: P Jess Todd, C Fernando Salas, 3B Allen Craig

2009

Mid-Season: INF Daniel Descalso, OF Tyler Henley, INF Pete Kozma, C Steven Hill, OF Daryl Jones, P Trey Hearne, P Lance Lynn, P Francisco Samuel, INF Mark Hamilton

Post-Season: INF Daniel Descalso, OF Tyler Henley, P Trey Hearne, P Lance Lynn

2010

Mid-Season: INF Brian Broderick, INF Matt Carpenter, OF Adron Chambers, P Scott Gorgen, C Steven Hill, P Blake King, P David Kopp, OF Aaron Luna, P Adam Reifer, P Eduardo Sanchez, INF Curt Smith

Post-Season: INF Matt Carpenter, C Steven Hill, P David Kopp

2011

Mid-Season: INF Matt Adams, P Michael Blazek, OF Alex Castellanos, P Michael Cleto, P Sam Freeman, INF Ryan Jackson

Post-Season: INF Matt Adams, INF Ryan Jackson, P Shelby Miller

2012

Mid-Season: INF Kolten Wong, OF Oscar Taveras, INF Jermaine Curtis, C Audrey Perez, P Trevor Rosenthal, P Keith Butler

Post-Season: OF Oscar Taveras, P Trevor Rosenthal, INF Kolten Wong,

2012 Post-Season (cont.): P Keith Butler, P Seth Maness

2013

Mid-Season: INF Ruben Gotay, OF Chris Swauger, P Tim Cooney, P Heath Wyatt, P Kevin Thomas, P Keith Butler, P Deryk Hooker, OF Tommy Pham, OF Mike O'Neill

Post-Season: INF Ruben Gotay, OF Mike O'Neill

2014

Mid-Season: C Cody Stanley, INF Jonathan Rodriguez, P Kyle Hald, OF James Ramsey, P Marco Gonzales, P Joey Donofrio

Post-Season: C Cody Stanley, OF James Ramsey

2015

Mid-Season: OF Jeremy Hazelbaker, C Michael Ohlman, OF Charlie Tilson, P Kyle Barraclough, P Joey Donofrio, P Arturo Reyes, P Chris Thomas

Post-Season: OF Charlie Tilson, C Michael Ohlman, P Arturo Reyes

2016

Mid-Season: OF Harrison Bader, INF Luke Voit, C Carson Kelly, INF Bruce Caldwell, INF Paul DeJong, P Daniel Ponce De Leon, P Josh Lucas, P Mike Mayers

Post-Season: INF Luke Voit, P Luke Weaver

2017

Mid-Season: P Corey Baker, OF Anthony Garcia, P Dakota Hudson, OF Oscar Mercado, P Matt Pearce, P Jack Flaherty, OF Adolis Garcia, INF Alex Mejia

Post-Season: P Jack Flaherty, OF Anthony Garcia, P Dakota Hudson, P Matt Pearce

2018

Mid-Season: INF Tommy Edman, OF Victor Roache, OF Lane Thomas, P Chris Ellis, P Conner Greene, P Connor Jones, P Jake Woodford, P Ramon Santos, P Yeison Medina

Post-Season: OF Lane Thomas

2019

Mid-Season: OF Dylan Carlson, P Austin Warner

Post-Season: OF Dylan Carlson

2022

Post-Season: OF Moisés Gómez, 3B/OF Jordan Walker

2022

Post-Season: OF Moisés Gómez, 3B/OF Jordan Walker

ALL-STAR GAME MVP (1)

Cody Stanley 2014

CARDINALS ALL-STAR HOME RUNS

Batter	Year	Inn.	MOB
Matt Adams	2011	6	0
Oscar Taveras	2012	4	1
Cody Stanley	2014	4	1
Bruce Caldwell	2016	7	2



All-Time Roster & Jersey Numbers

A

Acevedo, Jhohan (#30).....2016
 Adams, Matt (#25, 37).....2011, '13
 Addition, Nick (#32, 15, 11).....2009-11
 Ahmady, Alan (#38, 23).....2011-12
 Albitz, Vance (#32, 16, 25).....2012-13
 Alcantara, Sandy (#22).....2017
 Almarante, Jose (#25).....2013
 Alvarez, Eliezer (#15).....2015
 Alvarez, Oscar (#31, 33).....2005
 Anderson, Bryan (#8, 7).....2007-08
 Ankiel, Rick (#32, 18).....2005
Antico, Michael (#15).....2021-22
Antonini, Aaron (#40, 21).....2021-22
 Arauz, Harold (#40, 18).....2019
 Arburr, Matt (#41).....2009
 Arias, Estarlin (#38).....2018
 Arozarena, Randy (#7, 12, 38, 37).....
 2017-19
 Ascanio, Rayder (#30).....2019
 Axelson, Josh (#28).....2005

B

Bader, Harrison (#33, 5).....2016
 Baker, Corey (#12, 21, 11, 32, 38).....
 2013-17
 Baker, Luken (#19).....2021
Baldoquin, Roberto (#30).....2022
 Baird, Michael (#39).....2019
 Bard, Daniel (#29).....2017
 Barraclough, Kyle (#27).....2015
 Beck, Landon (#41, 32).....2017-18
Beller, John (#8).....2022
 Benes, Alan (#39).....2005
 Berg, Jeremy (#43).....2014
 Bigbie, Larry (#22).....2006
 Billbrough, Logan (#19).....2014
 Billings, Shane (#4, 39).....2018-19
Black, Grant (#25, 15).....2021-22
 Blair, Buddy (#16).....2005
 Blair, Seth (#43, 25).....2013-14
 Blazek, Michael (#33, 34).....2013
 Boggs, Mitchell (#12).....2007
 Bolivar, Donnit (#3).....2011
 Bolivar, Papo (#15).....2005
 Bosikovic, Jacob (#21).....2021
 Bowen, Brady (#34, 16).....2017-18
 Boyd, Shaun (#4, 8).....2005-06
 Bray, Tyler (#44, 29).....2017-18
 Brebbia, John (#23).....2016
Brettell, Michael (#43, 33).....2021-22
 Broderick, Brian (#23, 34).....2009-10
 Brown, Andrew (#22, 18).....2008-10
 Bryan, Vaughn (#21).....2016
Buchberger, Jacob (#18).....2022
 Buckman, Brandon (#25, 44).....2008-09
 Burleson, Alec (#48).....2021
 Butler, Keith (#38, 29, 46).....2012-13
 Buurisma, Jason (#25).....2010

C

Cabrera, Genesis (#3).....2018
 Caldwell, Bruce (#7, 8, 12).....2015-17
 Calhoun, Daniel (#38).....2011
 Cali, Carmen (#31).....2006
 Cancel, Robinson (#18).....2005
 Capel, Conner (#12, 48).....2019, '21
Carlson, Dylan (#8, 21).....2019, '22
 Carpenter, Chris (#41, 37).....2008, '13
 Carpenter, Matt (#7, 27).....2010, '12,
 '16, '19
 Carter, Eric (#15, 43).....2017-18

Castellanos, Hugo (#26).....2007
 Castillo, Juan (#29).....2013
 Castillo, Moises (#39).....2021
 Castillo, Richard (#27, 12, 33).....2011-
 13
 Cate, Troy (#28).....2006
 Cavazos, Andy (#25, 36).....2005-06
 Cecil, Brett (#40).....2018
 Cedenro, Leandro (#29).....2021
 Chambers, Adron (#31).....2010
 China, Chris (#5, 26).....2018-19
 Clement, Matt (#33).....2008
 Cleto, Maikel (#41).....2011
 Conley, Kyle (#35).....2012
 Cook, Jeremy (#40).....2005
 Cooney, Tim (#47).....2013
 Cooper, Michael (#38).....2007
 Cornelius, Jonathan (#28, 29).....2013-
 15
 Corrigan, Chris (#32).....2012-13
 Cotton, Nate (#35).....2005
 Cox, Zack (#7).....2011
 Craig, Allen (#5, 44).....2007-08, '11
 Cresse, Brad (#18, 22).....2005
 Cruz, Jesus (#40).....2019
 Cruz, Luis (#26, 25).....2015-17
 Cruz, Tony (#10, 16, 5).....2009-10
 Cummings, Jeremy (#34).....2005
 Curtis, Jermaine (#30, 21, 5, 22).....
 2010-12
 Cutler, Charlie (#16, 30, 37).....2010-11

D

Daley, Gary (#44, 33, 51).....2009-10
 Daniels, Adam (#36, 22, 32).....2007-08
 Danielson, Sean (#27).....2007
Dalatri, Gianluca (#52).....2022
Davis, Jonah (#46).....2022
 Dayton, Patrick (#32, 12).....2019, '21
 De La Cruz, Luis (#30).....2010
 Degerman, Eddie (#22).....2009
 DeJesus, Antonio (#5, 23).....2009-10
 DeJong, Paul (#12).....2016
 Delgado, Ramon (#19, 16).....2010-11,
 '13
 DeMarco, Matt (#3).....2005
 Derba, Nick (#23, 31, 21, 18).....2009-
 12
 Descalso, Daniel (#10, 3).....2008-09
 Dew, Josh (#19, 39).....2008
 Diapoulos, Mark (#40).....2010
 Diaz, Aledmys (#31, 16, 43).....2014-16
 Diaz, Imeldo (#39).....2021
 Diaz, Juan (#37).....2005-06
 Dickson, Brandon (#24).....2008-09
 Diekroeger, Danny (#30, 15).....2017
 Dobzanski, Bryan (#39).....2019
 Donofrio, Joey (#15, 43).....2014-16
 Donovan, Brendan (#39).....2021
 Dove, Dennis (#36).....2006
 Doyne, Cory (#35, 38).....2005-06
 Drake, Blake (#26, 23, 29).....2016-18
 Dryer, Matt (#40).....2006
 Duncan, Eric (#15).....2011
Dunn, Nick (#8, 7).....2021-22
 Dykstra, Luke (#37).....2018

E

Eager, Tom (#33).....2010
 Echemendia, Pedro (#39).....2016-17
 Edman, Tommy (#21).....2017-18
 Eldred, Cal (#36).....2005

Elledge, Seth (#47, 32).....2018-19
 Ellis, Chris (#40, 7).....2017
 Encarnacion, Juan (#40).....2007
Escobar, Edgar (#34, 40).....2021-22
 Estrada, Kevin (#8, 28, 12).....2005-06
 Evans, Jacob (#37, 32).....2017
 Evans, Terry (#40, 22).....2006

F

FaGalde, Alex (#21, 47).....2019, '21
 Fasola, John (#38, 30).....2019
 Fernandez, Junior (#44, 19).....
 2018-19
 Ferrara, Anthony (#40, 44, 33).....2012-
 14
 Ferrari, Anthony (#30).....2005
 Ferris, Mike (#28).....2007
 Fick, Chuckie (#30).....2009-10
 Fiske, Justin (#31).....2008-09
Flaherty, Jack (#27, 12, 50, 31).....
2017, '21, '22
 Folli, Mike (#8).....2009-10
 Fornataro, Eric (#51).....2012
 Franco, Iker (#24).....2006
 Freeman, Samuel (#30, 12).....2009,
 2011-12
 Freese, David (#25, 28).....2009-10
 Frevort, Matt (#26).....2011
 Frey, Nick (#22).....2016
 Fuentes, Brian (#40).....2012
 Furnish, Brad (#32).....2008-09

G

Gallen, Zac (#3).....2017
 Garceau, Shaun (#12).....2010
 Garcia, Anthony (#44, 21, 15).....2015-
 17
 Garcia, Elniery (#30, 47).....2018
 Garcia, Greg (#10, 7, 3).....2012, '14
 Garcia, Isa (#16).....2008
 Garcia, Jaime (#24, 57, 39, 40).....2007-
 '08, '12, '14-15
 Garcia, Jose (#22, 29).....2006-07
 Garcia, Jose (#28, 11, 12, 3).....2009-12
 Garcia, Jose Adolis (#47, 38).....2017
 Garcia, Silfredo (#39).....2015
 Garza, Justin (#28).....2006
 Gast, John (#16, 27).....2011-12
 Gaviglio, Sam (#22).....2014
 Gibson, Derek (#19).....2015
 Glaus, Troy (#41).....2011
 Godoy, Jose (#7, 27, 41, 27).....2016,
 '18-19
 Goetzman, Granden (#44).....2018
 Gomber, Austin (#32, 31, 11).....
 2016-17, '19
Gómez, Moisés (#31).....2022
 Gonzales, Marco (#44, 43).....2014-15
 Gonzalez, Derian (#32).....2018
 Gonzalez, Edgar (#40).....2021
 Gonzalez, Jose (#30).....2015
 Gonzalez, Marco (#51, 35).....2008-09
 Gonzalez, Merandy (#37, 38).....2019
 Gonzalez, Yariel (#40, 25).....2019
 Gorecki, Reid (#11, 3, 7).....2005-07
 Gorgen, Scott (#16, 24, 29, 21, 32).....
 2009-10, 2012-13
 Gorman, Nolan (#26).....2021
 Gorsett, Luke (#25).....2008
 Gotay, Ruben (#18).....2013
Gracoffo, Gordon (#32).....2022
Gragg, Logan (#28).....2022



All-Time Roster & Jersey Numbers

Granillo, Andre (#25).....2022
 Grayson, Casey (#38).....2017
 Greene, Conner (#22).....2018
 Greene, Khalil (#36).....2009
 Greene, Tyler (#15, 8).....2007-08
 Greenwood, Nick (#32).....2011, '13
 Gregerson, Luke (#23, 21, 44).....2008,
 '18-19
 Grichuk, Randal (#21).....2017
 Guerrero, Henry (#36, 7, 24).....2007

H

Haberer, Eric (#19).....2006-07
 Haerther, Cody (#16,15,10).....2005-
 '08
 Hald, Kyle (#30, 22).....2014-15
 Hamilton, Mark (#25, 15).....2007-09
 Hanson, Travis (#23, 22, 16).....2005-
 '06
 Harris, Mitch (#36).....2014
 Hawkins, Chandler (#19, 28).....2016-
 '17
 Hawkins, Joey (#3).....2016
 Hawksworth, Blake (#44, 23).....2006
 Hazelbaker, Jeremy (#26).....2015
 Hearne, Trey (#33, 35).....2009-10
 Helsley, Ryan (#32, 26).....2017-18
 Henley, Tyler (#12).....2009-11
 Herget, Kevin (#18, 36, 16).....2015-17
 Hernandez, Elvis (#29).....2009
 Herr, Aaron (#38).....2005
 Herrera, Ivan (#38, 11).....2018, '21
 Herrera, Juan (#16).....2016
 Herron, Tyler (#24).....2008-09
 Heyer, Kurt (#26, 31, 32).....2014-16
 Hill, Steven (#18, 21).....2008-11
 Hoffpauir, Jarrett (#10).....2006-07
 Holland, Greg (#26).....2018
 Honel, Kris (#27).....2008
 Hooker, Deryk (#19, 27).....2011-13
 Hudson, Dakota (#34, 37).....2016-17,
 '21
 Hurst, Scott (#16, 7).....2019

I

Ingram, D'Marcus (#21, 31).....2011
 Isringhausen, Jason (#41).....2008

J

Jackson, Ryan (#23).....2011
 Jacobs, Chris (#44).....2016
 Jaramillo, Milko (#10).....2005
 Jay, Jon (#23).....2007
 Jenner, Jesse (#3, 7, 43).....2016-17
 Johnson, Tyler (#28).....2007
 Jones, Connor (#30, 31, 40, 33).....
 2017-19
 Jones, Daryl (#29, 4).....2008-11
 Johnson, Gabe (#5, 35).....2005-06
 Justo, Salvador (#35).....2021

K

Katz, Mason (#4).....2016
Kealey, Sean (#43).....2022
 Keener, Jonathan (#47).....2014
 Kelly, Carson (#5).....2016
 Kelly, Joe (#22).....2011
 Kiekhefer, Dean (#47, 46, 40).....2013-
 '14
 King, Blake (#27).....2009-10
 Kinney, Josh (#34, 33).....2005, '08
 Kirtley, Zach (#31, 27).....2019
 Knizner, Andrew (#27).....2017-18

Koperniak, Matt (#40, 18).....2021-22
 Kopp, David (44).....2009-11
 Kozma, Pete (#11, 27, 5).....2009-10
 Kruczynski, Evan (#31, 35).....2018-19
 Kulik, Ryan (#38, 28).....2009-11

L

Lankford, Cole (#29).....2016
 Lambert, Chris (#24, 32).....2005-07
 Latcham, Will (#22).....2018-19
 Laya, Rayner (#3, 23).....2005-06
 Layne, Tommy (#28).....2018
Leahy, Kyle (#33, 44, 4, 29).....2019
 Lee, Thomas (#35, 31).....2015
 Leek, Randy (#29).....2005
 Lemmerman, Jake (#23).....2013
 Linares, Kristhian (#30).....2009
 Lino, Gabriel (#5).....2017
 Littrell, Corey (#21, 40).....2016-17
 Llorens, Dixon (#11).....2014
 Lohse, Kyle (#28).....2009-10
 Longmire, Nick (#21).....2013
Lopez, Irving (#3, 11, 48).....2019
2019
Lott, Todd (#4).....2022
Loutos, Ryan (#39).....2022
 Lucas, Josh (#31, 29, 40).....2015-16
 Lucena, Juan (#28, 26).....2007
 Luna, Aaron (#15, 10).....2009-11
Lunn, Connor (35).....2022
 Lyman, Jeff (#39).....2011
 Lynn, Lance (#35, 41).....2009, '16
 Lyons, Tyler (#23, 33).....2012, '14, '17-
 '18

M

Maestrales, Pete (#31).....2008
 Maiques, Kenneth (#40).....2009
 Maness, Seth (#27, 41).....2012, '16
Marnon, Kevin (#26, 48, 32).....2021
2022
 Martin, Brian (#22).....2006
 Martinez, Carlos (#16, 46, 3, 4, 22).....
 2012-13, '18-19
 Martinez, Daiyn (#16).....2017
 Martinez, Jeremy (#40, 15, 8).....2017-
 '18
 Martinez, Jose (#28, 25, 31).....2018-19
 Martinez, Jose (#46).....2019
 Martini, Nick (#5, 47, 3, 26, 33, 21).....
 2014-17
 Mather, Joe (#21, 25).....2007, '09
Matz, Steven (#26).....2022
 McClellan, Kyle (#38).....2007
 McCormick, Mark (#44).....2008
 McCoy, Mike (#3, 5).....2005-07
 McElroy Jr., C.J. (#4).....2016
 McGovern, Kevin (#25).....2021
McGreavy, Michael (#44).....2022
 McGregor, Scott (#38, 18).....2010,
 2012-13
 McGuire, Deck (#22).....2016
 McKinney, Ian (#40, 32, 16).....2016-18
 McKnight, Blake (#30, 33).....2016-17
 Mears, Chris (#36).....2005
 Meaux, Ryan (#22).....2007
 Medina, Yeison (#43).....2018
 Meisner, Casey (#26, 37).....2018-19
 Mejia, Alex (#19, 4, 7).....2014-17
 Melker, Adam (#26, 4).....2012-13
 Melling, Tyler (#35).....2015
 Mendoza, Evan (#35, 4).....2018-19

Mendoza, Hector (#35, 16, 39).....
 2018-19
 Mercado, Oscar (#26).....2017
 Meyer, Matt (#40).....2010
 Miclat, Greg (#3).....2014
 Mieses, Johan (#15, 41).....2018-19
 Mikolas, Miles (#29).....2021
 Mikrut, Jonathan (#26, 28).....2008
 Miles, Aaron (#12).....2010
 Miller, Shelby (#26).....2011
 Miller, Travis (#21).....2013
 Minges, Tyler (#26).....2005
 Miranda, Danny (#38).....2013-14
 Molina, Yadier (#4).....2014, '18-19
 Montero, Elehuris (#25, 43).....2019
 Morales, Andrew (#34, 40, 30).....
 2015-18
 Mortensen, Clayton (#32).....2008
 Moss, Brandon (#22).....2016
 Motte, Jason (#36, 28, 18, 32).....2005-
 '07
 Moylan, Dan (#12, 4).....2005-06
 Mulder, Mark (#36).....2008
 Mulligan, Casey (#22, 38).....2009-11
 Munoz, Yairo (#21).....2018
 Mura, Kyle (#36, 39).....2008-10

N

Nazario, Iden (#40, 39, 47).....2012,
 2014-15
 Nelson, Dan (#36).....2008
 Nelson, Joe (#31).....2005
 Nielsen, Trey (#27).....2016-17
 Nieto, Arquimedes (#12, 11, 31).....
 2010-11
 Nogwoski, John (#47, 34).....2017-18
 Nootbaar, Lars (#43).....2019
 Norrick, Tyler (#26, 29).....2009-10
Nuñez, Malcom (#4, 48).....2021
 Nussbeck, Mark (#19).....2005

O

O'Keefe, Brian (#5, 23).....2017, '19
 O'Neill, Mike (#23, 7, 11, 4).....2012-15
 O'Neill, Tyler (#27, 40).....2019
 O'Reilly, Mike (#30, 18).....2018-19
 Ohlman, Michael (#25, 7).....2015-16
 Ool, Kevin (#27, 30).....2005-07
 Ortega, Rafael (#5).....2014
 Osnowitz, Mitchell (#15, 4).....2019
 Ottavino, Adam (#30).....2008
 Oviedo, Johan (#44).....2019

P

Pacheco, Freddy (#16, 47).....2021-22
Pages, Pedro (#28).....2022
 Pagnozzi, Matt (#22, 19, 5).....2005,
 2007-08
 Pallante, Andre (#46).....2021
 Pals, Jordan (#41).....2005-06
 Parise, Pete (#16).....2009
 Parisi, Mike (#18).....2006
 Parker, Tyler (#32, 33, 11).....2005
 Parsons, Tommy (#11).....2019
 Patterson, Jacob (#34, 47).....2019,
 '21
 Pearce, Josh (#19).....2005
 Pearce, Matt (#16, 37, 12, 19, 40).....
 2016-18
 Pena, Brayan (#41, 44).....2016
 Peralta, Jhonny (#30).....2016
 Perdomo, Luis (#19).....2008
 Perez, Audry (#10, 5).....2011-13



All-Time Roster & Jersey Numbers

Perez, Chris (#35).....2007
Perez, Delvin (#23, 15, 22, 8).....
.....2021-22
 Perez, Williams (#21).....2019
 Perri, Michael (#32).....2019
 Perry, Chris (#33, 29, 34).....2013,
 2015-16
 Peterson, Shane (#15).....2009
 Petree, Nick (#40, 31).....2014-15
 Petrick, Zach (#32).....2013-14
 Pham, Tommy (#44, 24, 4, 22, 27, 16)
2010-13, '16
Pike, Tyler (#27).....2021-22
 Pina, Leobaldo (#19).....2017
Pinder, Chase (#33, 3, 12, 26, 21)...
.....2018-19, '21-22
 Piscotty, Stephen (#12, 48).....2013, '17
 Plummer, Nick (#33).....2021
 Polanco, Jhonny (#44).....2015
 Pomeranz, Stuart (#25).....2005-06
 Ponce de Leon, Daniel (#23, 12).....
 2016, '21
 Popkins, David (#16, 23).....2014
 Pressley, Josh (#39).....2006
 Pritchard, Neal (#32, 21, 3).....2012-13
 Pulsipher, Bill (#33).....2005
 Punto, Nick (#22).....2011

Q

Quezada, Johan (#37, 41).....2021-22

R

Rada, Jose (#36).....2011
 Radack, Collin (#19).....2016
 Rahmatulla, Tyler (#29).....2013
 Ramirez, Roel (#41, 28).....2018-19
 Ramsey, James (#40, 3, 7, 23).....
 2013-14
 Rapoport, Jim (#7, 27).....2008-11
Raposo, Nick (#32, 11).....2021-22
 Rasmus, Casey (#22).....2013
 Rasmus, Colby (#4).....2007
 Rauschenberger, Cory (#44).....
 2007-08, '11
 Rawson, Anthony (#27).....2005
Redmond, Chandler (#41, 34).....
.....2021-22
 Reed, Jimmy (#3, 40).....2014-15, '17
 Reid, Chase (#35, 11).....2012
 Reifer, Adam (#26).....2010
 Reyes, Alex (#19, 26).....2015, '18
 Reyes, Arturo (#36).....2015
 Reyes, Robelys (#26).....2015
 Reynolds, Mikey (#3).....2016
 Richardson, Juan (#34).....2006-07
Roach, Dalton (#30, 49).....2021-22
 Roache, Victor (#39).....2018
Roberts, Griffin (#43, 50).....2021-22
 Robertson, Kramer (#3, 16).....2019
 Robinson, Bo (#24).....2005
Robinson, Errol (#26).....2022
 Robinson, Shane (#4, 27, 11).....2008,
 '11, '13
Robles, Domingo (#38).....2021-22
 Rodriguez, Jonathan (#28).....2014-16
Rodriguez, Julio (#19, 4, 49, 16).....
.....2019, '21-22
 Rodriguez, Starlin (#22, 27, 26, 38,
 18).....2013-15
 Romak, Jamie (#41).....2012
 Rondon, Angel (#35, 38).....2019
 Rondon, Jorge (#40, 57).....2011-12

Rosario, Alberto (#23).....2015
 Rosario, Rainel (#29).....2012
 Rosenthal, Trevor (#44).....2012
 Rowland, Robby (#33, 22).....2015-16
 Rowlett, Casey (#11).....2007-08
 Rundles, Rich (#44).....2006
 Russ, Chris (#21, 31).....2006-07
 Russell, Zach (#19).....2013
 Rust, Evan (#39).....2005
 Ryan, Brendan (#44, 26).....2005-06,
08

S

Sadlowski, Kyle (#19).....2008
 Salas, Fernando (#38).....2008-09
 Samuel, Francisco (#19).....2009-11
 Sanchez, Danilo (#33).....2007
 Sanchez, Eduardo (#29, 27).....2009-11
 Santos, Ramon (#46, 31).....2018, '21
 Scalandre, Rich (#44, 12).....2005-
06
 Scherer, Matt (#41).....2007-08
 Schneider, Scott (#29, 16).....2011-12
 Schumacher, Cody (#32).....2015
 Schutzenhofer, Andy (#22).....2005
 Scruggs, Xavier (#39, 15).....2010,
12-13
 Seebrook, Colt (#11).....2009-10
 Seijas, Alvaro (#22).....2021
 Seferina, Darren (#19, 8).....2017-18
 Sexton, Austin (#7).....2018
 Shaban, Ronnie (#15, 47).....2014-16
 Shaffer, Jake (#31).....2012
 Sherriff, Ryan (#38, 37).....2013-15
 Shew, Anthony (#25, 31).....2018-19
 Shorey, Mark (#40).....2007-08
 Siegrist, Kevin (#37, 35, 34, 44).....
 2012-14
 Sierra, Magneuris (#29).....2017
 Sillman, Mike (#29).....2007
 Simpson, Jesse (#16, 39).....2011-12
 Sisk, Evan (#29).....2021
 Smith, Curt (#29, 22, 18).....2009-10, '14
 Sohn, Andrew (#26, 7, 21).....2015-16
 Solano, Donovan (#18, 11, 3).....2008-09
11
Sosa, Edmundo (#28, 23, 39).....
.....2017-18, '22
 Spitz, Thomas (#5, 19, 47).....2016-18
 Stanley, Cody (#40, 21).....2013-14
 Staton, Allen (#38).....2016
 Stavinoha, Nick (#33).....2006
 Stitt, Brian (#33).....2007
 Stocks, Nick (#30).....2005
 Stoppelman, Lee (#39, 48).....2013-15
 Sulbaran, J.C. (#15).....2016
 Swagerty, Jordan (#18, 41).....2011
13, '15
 Swauger, Chris (#8, 28, 35, 40).....2010-14

T

Tartamella, Travis (#38, 29, 12, 4, 27).
2011-14
Taveras, Leonardo (#37).....2022
 Taveras, Oscar (#25).....2012
 Tejada, Ruben (#16, 39).....2016
 Tewes, Sam (#43).....2018
 Thomas, Chris (#33, 26, 31).....2014-16
 Thomas, Connor (#16).....2021
 Thomas, Kevin (#35, 11).....2011-13

Thomas, Lane (#4, 3).....2018
Thompson, Cory (#26, 21).....2021-22
 Thompson, Nick (#22).....2016
 Thomson, Colton (#40).....2018
 Thon, Dickie Joe (#35).....2017
 Tilsen, Charlie (#16, 8).....2014-15
 Todd, Jess (#27).....2008
Toerner, Justin (#18, 37, 28, 4).....
.....2019, '21-22
 Triunfel, Alberto (#5).....2019
 Trosclair, Stefan (#15).....2018-19
 Tuivailala, Sam (#44).....2014
 Turgeon, Casey (#3, 21).....2016-17

U

Urias, Ramon (#3, 28).....2018-19

V

Valera, Breyvic (#40, 32, 15).....2012,
2014-16
 Vance, Ross (#41).....2017
 Vander Weg, Scott (#25).....2008
 Van Slyke, A.J. (#18).....2008
 Vargas, Ildemaro (#47).....2014
 Vasquez, Niko (#7).....2011-12
VerHagen, Drew (#44).....2022
 Velazco, Gerwuins (#43).....2014
 Vinsky, David (#18).....2021
 Voit, Luke (#18, 40).....2016, '18

W

Wacha, Michael (#39, 48, 22).....2012,
14, '18
 Wainwright, Adam (#41, 36, 21).....2008,
18
 Walden, Jordan (#41).....2015
Walker, Jordan (#22).....2022
 Wallace, Brett (#23, 25).....2008-09
 Wallace, Shane (#39).....2005
 Walsh, Colin (#5).....2013
 Walsh, Jake (#15).....2021
 Walter, Johnny (#31, 39).....2016
 Walters, P.J. (#33).....2007-08
 Walton, Sam (#39).....2006
 Warner, Austin (#26, 16).....2018-19
 Washington, David (#30).....2015-16
 Washington, Rico (#8, 28, 11).....2006-07
 Weaver, Luke (#3).....2016
 Webber, Nick (#39).....2007-08
 Wellemeier, Todd (#35).....2007
 Westbrook, Jake (#35).....2013
Whalen, Brady (#31).....2022
 Whiting, Boone (#40, 21).....2012-13
 Whitley, Kodi (#15, 16).....2019, '21
 Wick, Rowan (#44, 35).....2016-17
 Wiley, Brett (#27).....2015
Williams, Garrett (#12).....2021-22
 Williams, Joe (#44).....2009
 Williams, Matt (#31, 7, 25, 38, 18, 27).
2013-15
 Williams, Justin (#7, 25).....2019
 Williams, Ronnie (#12, 7, 37, 18).....
2018-19
 Wilson, Jacob (#7, 4, 33).....2014-17
Winn, Masyn (#3).....2022
 Wisdom, Patrick (#35, 5).....2014-15
 Wittels, Garrett (#40).....2012
 Wong, Kolten (#4, 3).....2012, '17
 Woodford, Jake (#33).....2018
 Worrell, Mark (#27).....2006



All-Time Roster & Jersey Numbers

Wright, Justin (#43, 3, 31, 21, 27, 29).....
2012-16
 Wyatt, Heath (#33, 34, 32, 22).....2013,
'15-16

Y

Yarbrough, Brandon (#12).....2008
YaSenka, Micheal (#47).....2022
 Yepez, Juan (#5, 27).....2019, '21
 Young, Andy (#43, 12).....2017-18

Z

Zawacki, Brett (#40, 28).....2011
 Zgardowski, Jason (#47).....2018
 Zimmerman, Bob (#35).....2008
 Zoccolillo, Pete (#19).....2005
 Zuercher, Zack (#22).....2007-08



CARDINALS MAJOR LEAGUE DEBUTS

Beginning with Josh Kinney on July 3, 2006, the Springfield Cardinals have seen 126 alumni move through Hammons Field to make their Major League debut with the St. Louis Cardinals. In 2022, nine names were added to that list. The 2019 season saw the 100th alumni debut when Ryan Helsley got the call on April 16, 2019. Additionally, 30 alumni have debuted with 17 other Major League organizations over Springfield's 16 seasons.

PLAYER	YEARS WITH SGF	MLB DEBUT	PLAYER	YEARS WITH SGF	MLB DEBUT
Adams, Matt	2011, '13	May 20, 2012	Godoy, Jose	2016, '18-19	May 21, 2021
Alcantara, Sandy	2007-08	Sept. 3, 2017	Gomber, Austin	2016-17, '19	June 2, 2018
Anderson, Bryan	2010	April 15, 2010	Gonzales, Marco	2014-15	June 25, 2014
Arozarena, Randy	2017-19	Aug. 14, 2019	Gorecki, Reid	2005-07	Aug. 17, 2009
Bader, Harrison	2016	July 25, 2017	Gorman, Nolan	2021	May 20, 2022
Barracough, Kyle	2015	Aug. 7, 2015	Greene, Conner	2018	July 27, 2021
Blazek, Michael	2011-13	June 22, 2013	Greene, Tyler	2007-08	April 30, 2009
Boggs, Mitchell	2007	June 6, 2008	Greenwood, Nick	2011, '13	June 16, 2014
Brebbia, John	2016	May 28, 2017	Gregerson, Luke	2007-08, '18-19	April 6, 2009
Broderick, Brian	2009-10	April 11, 2011	Hamilton, Mark	2007-09	Sept. 20, 2010
Brown, Andrew	2008-10	June 12, 2011	Harris, Mitch	2014	April 25, 2015
Burleson, Alec	2021	Sept. 8, 2022	Hawksworth, Blake	2006	June 6, 2009
Butler, Keith	2012-13	June 1, 2013	Hazelbaker, Jeremy	2015	April 3, 2016
Cabrera, Genesis	2018	May 29, 2019	Helsley, Ryan~~	2017-18	April 16, 2019
Capel, Connor	2019, '21	June 27, 2022	Herget, Kevin	2015-17	Sept. 13, 2022
Carlson, Dylan	2019	Aug. 15, 2020	Herrera, Iván	2018, '21	May 24, 2022
Carpenter, Matt	2010, '12, '16, '19	June 4, 2011	Hicks, Jordan	2017	March 29, 2018
Castellanos, Alex	2011	May 31, 2012	Hill, Steven	2008-11	Aug. 15, 2010
Cate, Troy	2006	May 27, 2007	Hoffpauir, Jarrett	2006-07	July 3, 2009
Cavazos, Andy	2005-06	June 7, 2007	Hudson, Dakota	2017	July 28, 2018
Chambers, Adron	2010	Sept. 6, 2011	Hurst, Scott	2019	April 16, 2021
Cleto, Maikel	2011	June 2, 2011	Jackson, Ryan	2011	Aug. 11, 2012
Cooney, Tim	2013	April 30, 2015	Jay, Jon	2007-08	April 26, 2010
Craig, Allen	2007-08, '11	April 8, 2010	Kelly, Carson	2016	Sept. 5, 2016
Cruz, Jesus	2019	Aug. 18, 2020	Kelly, Joe	2011	June 10, 2012
Cruz, Tony	2009-10, '14	May 24, 2011	Kiekhefer, Dean	2013-14	May 14, 2016
Curtis, Jermaine	2010-12	April 27, 2013	Kinney, Josh**	2005, '08	July 3, 2006
DeJong, Paul	2016	May 28, 2017	Knizner, Andrew	2017-18	June 2, 2019
Descalso, Daniel	2008-09	Sept. 18, 2010	Kozma, Pete	2009-10	May 18, 2011
Diaz, Aledmys	2014-15	April 5, 2016	Lambert, Chris	2005-07	Aug. 26, 2008
Dickson, Brandon	2008-09	July 2, 2011	Lucas, Josh	2015-16	Aug. 19, 2017
Donovan, Brendan	2021	April 25, 2022	Lynn, Lance	2009, '16	June 2, 2011
Dove, Dennis	2006	April 30, 2007	Lyons, Tyler	2012, '14	May 22, 2013
Doyne, Cory	2005-06	June 16, 2007	Maness, Seth	2012, '16	May 3, 2013
Edman, Tommy	2017-18	June 8, 2019	Martinez, Carlos	2012-13, '18-19	May 3, 2013
Elledge, Seth	2018-19	Aug. 16, 2020	Martini, Nick	2014-17	June 6, 2018
Ellis, Chris	2017-18	March 31, 2019	Mather, Joe	2007, '09	May 30, 2008
Evans, Terry	2006	June 17, 2007	Mayers, Mike	2014-16	July 24, 2016
Fernandez, Junior	2018-19	Aug. 11, 2019	McClellan, Mike	2007	April 1, 2008
Fick, C.J.	2009-10	May 26, 2012	McCoy, Mike	2005-07	Sept. 9, 2009
Flaherty, Jack	2017, '21	Sept. 1, 2017	Mejia, Alex	2014-17	June 29, 2017
Fornataro, Eric	2012	April 1, 2014	Mercado, Oscar	2017	May 14, 2019
Freeman, Sam	2009, '11-12	June 1, 2012	Miller, Shelby	2011	Sept. 5, 2012
Gallen, Zac	2017	June 20, 2019	Montero, Elehuris	2019	May 1, 2022
Garcia, Adolis	2017	Aug. 8, 2018	Mortensen, Clayton	2008	June 29, 2009
Garcia, Greg	2012, '14	April 28, 2014	Motte, Jason	2005-07, '14	Sept. 3, 2008
Garcia, Jaime	2007-08, '12, '14-15	July 11, 2008	Nogowski, John	2017-18	Aug. 16, 2020
Gast, John	2011-12	May 14, 2013	Nootbaar, Lars	2019	June 22, 2021
Gaviglio, Sam	2014	May 11, 2017	O'Keefe, Brian	2017, '19	October 1, 2022

Legend for Major League Cardinals: **First to debut with St. Louis ~~~100th to debut with St. Louis
Bold Type - Debuted with St. Louis Regular Type - Debuted with other team



CARDINALS MAJOR LEAGUE DEBUTS (CONTINUED)

PLAYER	YEARS WITH SGF	MLB DEBUT	PLAYER	YEARS WITH SGF	MLB DEBUT
Ohlman, Mike	2015-16	May 9, 2017	Wisdom, Patrick	2014-15	Aug. 12, 2018
Ottavino, Adam	2008	May 29, 2010	Woodford, Jake	2018	Aug. 15, 2020
Oviedo, Johan	2019	Aug. 19, 2020	Worrell, Mark	2006	June 3, 2008
Pagnozzi, Matt	2005, '07-08	Sept. 29, 2009	Wong, Kolten	2012, '17	Aug. 16, 2013
Pallante, Andre	2021	April 10, 2022	Yepez, Juan	2019, '21	May 4, 2022
Parisi, Mike	2006	May 5, 2008	Young, Andy	2017-18	Aug. 1, 2020
Perdomo, Luis	2008	April 15, 2009			
Perez, Audry	2011-13	Sept. 15, 2013			
Perez, Chris	2007	May 16, 2008			
Peterson, Shane	2009	April 16, 2013			
Pham, Tommy	2010-13, '16	Sept. 9, 2014			
Piscotty, Stephen	2013, '17	July 21, 2015			
Plummer, Nick	2021	April 15, 2022			
Pomeranz, Stuart	2005-06	May 7, 2012			
Ponce De Leon, Daniel	2016, '21	July 23, 2018			
Ramirez, Roel	2018-19	Aug. 16, 2020			
Rasmus, Colby	2007	April 7, 2009			
Reyes, Alex	2015, '18	Aug. 9, 2016			
Robertson, Kramer	2019	May 10, 2022			
Robinson, Shane	2008, '11, '13	May 7, 2009			
Rondon, Angel	2019	June 6, 2021			
Rondon, Jorge	2011-12	June 29, 2014			
Rosario, Alberto	2015	July 9, 2016			
Rosenthal, Trevor	2012	July 18, 2012			
Rundles, Rich	2006	Sept. 3, 2008			
Ryan, Brendan	2005-06, '08	June 2, 2007			
Salas, Fernando	2008-09	May 28, 2010			
Sanchez, Eduardo	2009-11	April 13, 2011			
Scruggs, Xavier	2010, '12-13	Sept. 4, 2014			
Sherriff, Ryan	2013-15	Aug. 25, 2017			
Siegrist, Kevin	2012-14, '17	June 6, 2013			
Sierra, Magneurris	2017	May 7, 2017			
Solano, Donovan	2008-09, '11	May 21, 2012			
Sosa, Edmundo	2017-18	Sept. 23, 2018			
Stanley, Cody	2013-14	April 26, 2015			
Stavinoha, Nick	2006	June 22, 2008			
Tartamella, Travis	2011-14	Sept. 23, 2015			
Taveras, Oscar	2012	May 31, 2014			
Tilson, Charlie	2014-15	Aug. 2, 2016			
Thomas, Lane	2018	April 17, 2019			
Todd, Jess	2008	June 5, 2009			
Tuivailala, Sam	2014	Sept. 9, 2014			
Urias, Ramon	2018-19	Aug. 22, 2020			
Valera, Breyvic	2012, '14-16	Sept. 5, 2017			
Vargas, Ildemaro	2014	June 29, 2017			
Voit, Luke	2016	June 25, 2017			
Wacha, Michael	2012, '14, '18	May 30, 2013			
Wallace, Brett	2008-09	July 31, 2010			
Walsh, Jake	2021	May 11, 2022			
Walters, P.J.	2007-08	April 17, 2009			
Washington, David	2015-16	June 14, 2017			
Washington, Rico	2006-07	April 1, 2008			
Weaver, Luke	2016	Aug. 13, 2016			
Whitley, Kodi	2019	July 26, 2020			
Wick, Rowan	2016-17	Aug. 31, 2018			
Wilson, Jacob	2014-17	July 10, 2021			

NON-ST. LOUIS DEBUTS BY ORGANIZATION

TEAM	TOTAL	PLAYERS
Baltimore	5	Doyle, Pomeranz, Urias, Washington, Greene
Miami	3	Solano, Barraclough, Gallen
Oakland	3	Peterson, Martini, Wilson
San Diego	3	Gregerson, Perdomo, Wick
Seattle	3	Gaviglio, Godoy, O'Keefe
Arizona	2	Vargas, Young
Cleveland	2	Rundles, Mercado
Colorado	2	McCoy, Montero
Atlanta	1	Gorecki
Chicago (AL)	1	Tilson
Detroit	1	Lambert
Houston	1	Wallace
Kansas City	1	Ellis
Los Angeles (AL)	1	Evans
Los Angeles (NL)	1	Castellanos
New York	1	Plummer
Tampa Bay	1	Herget
Toronto	1	Ohlman
Washington	1	Broderick



TEXAS LEAGUE/Texas League POSTSEASON HISTORY

MOST POSTSEASON APPEARANCES

Team	Appearances
SAN ANTONIO	31
ARKANSAS	20
TULSA	20
MIDLAND	14
FRISCO	9
NORTHWEST ARKANSAS	8
CORPUS CHRISTI	6
SPRINGFIELD	5
WICHITA	2
AMARILLO	1

MOST CHAMPIONSHIP APPEARANCES

Team	Appearances
SAN ANTONIO	15
ARKANSAS	11
MIDLAND	9
TULSA	9
FRISCO	5
NORTHWEST ARKANSAS	5
SPRINGFIELD	2
WICHITA	2
AMARILLO	1
CORPUS CHRISTI	1

MOST TEXAS LEAGUE TITLES

Team	Titles
SAN ANTONIO	9
ARKANSAS	7
MIDLAND	7
TULSA	4
NORTHWEST ARKANSAS	2
FRISCO	2
AMARILLO	1
CORPUS CHRISTI	1
SPRINGFIELD	1

CARDINALS DIVISION CHAMPIONSHIP RESULTS

YEAR	GAME	DATE	W/L	WINNER	LOSER	ATT.	YEAR	GAME	DATE	W/L	WINNER	LOSER	ATT.
2007	1	9/5 at SPR	W, 4-3	Boggs	Thompson	6,136	2012	1	9/5 at TUL	W, 8-6	Fornataro	Woods	2,460
	2	9/6 at SPR	W, 4-3	Scherer	Grube	7,158		2	9/6 at TUL	L, 0-3	Outman	Maness	3,658
	3	9/7 at TUL	W, 16-6	Russ	Lo	1,357		3	9/7 at SPR	W, 4-2	Siegrist	Gardner	3,481
2009	1	9/9 at SPR	L, 0-6	Lerew	Hearne	3,109	4	9/8 at SPR	L, 1-4	Hynick	Gorgen	2,786	
	2	9/10 at SPR	L, 7-12	Orvella	Mulligan	3,704	5	9/9 at TUL	W, 3-1	Whiting	Houston	1,729	
	3	9/12 at NWA	L, 1-2	Wood	Fick	3,664	2016	1	9/7 at SPR	L, 9-6	Stumpf	Rowland	2,647
2010	1	9/9 at NWA	W, 4-2	Gorgen	Keating	3,927		2	9/8 at SPR	W, 12-11	Wick	Stumpf	2,598
	2	9/10 at NWA	L, 2-5	Teaford	Kopp	3,642		3	9/9 at NWA	L, 3-8	Stout	Pearce	2,477
	3	9/11 at SPR	W, 13-9	Broderick	Hardy	3,536		4	9/10 at NWA	L, 2-3	Peterson	Lucas	1,710
	4	9/12 at SPR	L, 5-6	Johnson	Gorgen	2,826							
	5	9/13 at NWA	L, 4-8	Montgomery	Hearne	2,726							

CARDINALS LEAGUE CHAMPIONSHIP SERIES RESULTS

YEAR	GAME	DATE	W/L	WINNER	LOSER	ATT.	YEAR	GAME	DATE	W/L	WINNER	LOSER	ATT.
2007	1	9/11 at SAN	L, 2-6	Geer	Boggs	2,571	2012	1	9/11 at SPR	W, 5-0	Martinez	Buckel	2,935
	2	9/12 at SAN	W, 6-2	Rauschenberger	Ramos	3,247		2	9/12 at SPR	W, 6-4	Hooker	Wolf	3,458
	3	9/14 at SPR	L, 2-3	LeBlanc	Walters	8,703		3	9/14 at FRI	L, 1-5	Loux	Siegrist	4,210
	4	9/15 at SPR	L, 7-11	Ekstrom	Daniels	7,143		4	9/15 at FRI	W, 2-1	Gorgen	Boscan	3,364



FRONT OFFICE

2023 CARDINALS

2022 REVIEW

HISTORY

STL AFFILIATES

TEXAS LEAGUE

MISCELLANEOUS

Springfield Cardinals All-Time Playoff Stats

BATTERS	AVG	G	AB	R	H	2B	3B	HR	RBI	BB	IBB	SO	SB	CS	OBP	SLG	SF	SAC	HBP	GIDP	E
Anderson, Bryan	.259	7	27	4	7	1	0	0	5	3	0	3	0	0	.333	.296	0	0	0	1	0
Bader, Harrison	.200	4	15	2	3	1	0	0	0	2	0	5	0	1	.333	.267	0	1	1	0	0
Boggs, Mitchell	.250	2	4	0	1	0	0	0	0	0	0	1	0	0	.250	.250	0	0	0	0	0
Brown, Andrew	.379	8	29	2	11	4	0	0	6	6	0	8	0	0	.486	.517	0	0	0	0	0
Bryan, Vaughn	.182	4	11	3	2	0	1	0	2	1	0	2	0	0	.308	.364	0	1	1	0	1
Caldwell, Bruce	.182	4	11	4	2	0	0	1	2	6	1	6	0	0	.471	.455	0	0	0	0	0
Carpenter, Matt	.400	5	20	6	8	2	0	1	5	2	1	2	0	1	.458	.650	1	0	0	1	0
Cazana Marti, Amaury	.179	7	28	4	5	1	0	1	4	4	0	5	0	0	.281	.321	0	0	0	1	0
Craig, Allen	.208	7	24	4	5	0	0	1	3	4	0	6	0	0	.345	.333	1	0	0	0	3
Cruz, Luis	.556	3	9	0	5	1	0	0	0	1	0	2	0	0	.636	.667	0	0	1	0	1
Cruz, Tony	.200	3	10	1	2	0	0	0	2	1	0	1	0	0	.273	.200	0	0	0	0	0
Curtis, Jermaine	.277	12	47	5	13	1	0	0	4	5	0	7	0	1	.358	.319	0	0	1	0	0
DeJesus, Antone	.286	3	7	1	2	0	1	0	0	2	0	2	0	0	.444	.571	0	1	0	0	1
DeJong, Paul	.176	4	17	2	3	0	0	1	3	0	0	6	0	0	.222	.353	0	0	1	1	0
Derba, Nick	.313	5	16	4	5	2	0	0	3	4	0	5	0	0	.450	.438	0	0	0	0	0
Diaz, Aledmys	.154	3	13	0	2	1	0	0	1	0	0	2	0	0	.143	.231	1	0	0	1	0
Drake, Blake	.000	1	1	1	0	0	0	0	0	0	0	0	0	0	.000	.000	0	0	0	0	0
Garcia, Greg	.241	9	29	4	7	0	0	2	6	3	0	6	0	0	.371	.448	0	0	3	0	6
Garcia, Jose	.111	4	9	0	1	0	0	0	0	1	0	2	0	0	.200	.111	0	0	0	0	0
Gorecki, Reid	.000	5	6	3	0	0	0	0	0	5	0	2	1	0	.455	.000	0	0	0	0	0
Gorgen, Scott	.000	1	1	0	0	0	0	0	0	0	0	1	0	0	.000	.000	0	0	0	0	0
Guerrero, Henry	1.000	1	1	0	1	0	0	0	0	0	0	0	0	0	1.000	1.000	0	0	0	0	0
Haberer, Eric	.000	2	2	1	0	0	0	0	0	0	0	1	0	0	.000	.000	0	1	0	0	0
Haerther, Cody	.476	6	21	5	10	1	0	1	3	2	0	0	0	0	.542	.667	0	0	1	0	0
Hamilton, Mark	.357	7	28	6	10	0	0	4	9	2	0	4	0	0	.400	.786	0	0	0	0	0
Henley, Tyler	.300	3	10	2	3	0	0	0	0	1	0	0	1	0	.364	.300	0	0	0	1	1
Hill, Steven	.083	3	12	0	1	0	0	0	0	0	0	4	0	0	.083	.083	0	0	0	1	0
Jenner, Jesse	.000	3	4	1	0	0	0	0	0	0	0	1	0	0	.000	.000	0	0	0	0	0
Jones, Daryl	.206	8	34	3	7	4	0	0	0	1	0	7	0	0	.229	.324	0	0	0	2	0
Kozma, Peter	.281	8	32	4	9	1	0	2	6	0	0	8	1	1	.324	.500	1	0	1	1	1
Kruml, Raymond	.333	3	3	0	1	0	0	0	0	0	0	1	0	0	.333	.333	0	0	0	0	0
Lucena, Juan	.214	5	14	3	3	0	0	0	0	0	0	1	0	0	.214	.214	0	0	0	0	1
Luna, Aaron	.192	6	26	3	5	1	0	0	1	1	0	11	0	0	.276	.231	0	0	2	1	0
Maness, Seth	.000	1	2	0	0	0	0	0	0	0	0	1	0	0	.000	.000	0	0	0	0	0
Martinez, Carlos	.000	1	1	0	0	0	0	0	0	0	0	0	0	0	.000	.000	0	0	0	0	0
Martinez, Jose	.333	7	27	4	9	1	0	1	5	2	0	0	0	0	.379	.481	0	3	0	0	1
Mather, Joe	.000	3	9	1	0	0	0	0	0	2	0	4	0	1	.182	.000	0	0	0	0	2
Mejia, Alex	.250	2	8	1	2	0	0	0	2	1	0	2	0	0	.333	.250	0	0	0	0	1
Melker, Adam	.118	6	17	1	2	0	0	0	1	0	0	6	0	0	.118	.118	0	0	0	0	0
O'Neill, Mike	.231	8	13	3	3	0	0	1	3	5	0	3	0	1	.444	.462	0	0	0	0	0
Perez, Audry	.176	5	17	1	3	2	0	0	3	0	0	5	0	0	.176	.294	0	0	0	1	0
Rapoport, James	.154	3	13	1	2	1	0	0	0	0	0	3	0	0	.154	.231	0	0	0	0	0
Rasmus, Colby	.250	7	28	4	7	1	0	1	4	4	1	6	0	0	.353	.393	1	0	0	0	0
Rauschenberger, Cory	1.000	1	2	0	2	2	0	0	2	0	0	0	0	0	1.000	2.000	0	1	0	0	0
Romak, Jamie	.242	9	33	4	8	2	0	1	2	3	0	12	0	0	.324	.394	0	0	1	0	0
Rowlett, Casey	.125	5	16	2	2	0	0	0	1	1	0	3	0	0	.176	.125	0	1	0	1	1
Russ, Chris	.000	3	1	0	0	0	0	0	0	0	0	0	0	0	.000	.000	0	0	0	0	0
Scherer, Matthew	.000	3	1	0	0	0	0	0	0	0	0	0	0	0	.000	.000	0	0	0	0	0
Scruggs, Xavier	.260	14	50	10	13	2	1	2	9	3	0	21	0	0	.327	.660	2	0	0	0	1
Sedbrook, Colt	.167	2	6	1	1	0	0	0	0	0	0	2	0	0	.167	.167	0	0	0	0	1
Shorey, Mark	.250	4	4	1	1	1	0	0	1	0	0	0	0	0	.250	.500	0	0	0	0	0
Siegrist, Kevin	.000	1	2	0	0	0	0	0	0	0	0	1	0	0	.000	.000	0	0	0	0	1
Staton, Allen	.250	4	16	2	4	1	0	0	2	0	0	5	0	0	.250	.313	0	0	0	0	0
Swauger, Chris	.273	10	33	6	9	3	0	3	6	0	0	7	0	0	.294	.121	1	0	0	2	0
Tartamella, Travis	.071	4	14	0	1	0	0	0	0	0	0	5	0	0	.071	.071	0	0	0	0	0
Taveras, Oscar	.235	9	34	3	8	4	0	0	2	3	0	2	0	1	.316	.353	0	0	1	2	1
Voit, Luke	.500	4	18	6	9	2	0	1	4	1	0	3	0	0	.526	.778	0	0	0	0	0
Walters, P.J.	.200	2	5	0	1	0	0	0	0	0	0	0	0	0	.200	.200	0	0	0	0	0

ST. LOUIS AFFILIATES



NOLAN GORMAN



St. Louis Cardinals Minor League Affiliates



Memphis Redbirds

Triple-A • Pacific Coast League
198 Union Avenue
Memphis, TN 38130
Phone: (901) 721-6000
www.memphisredbirds.com


General Manager: Craig Unger
Field Manager: Ben Johnson
Pitching Coach: Darwin Marrero
Hitting Coach: Howie Clark
Coach: Will Peterson
Trainer: Dan Martin



Springfield Cardinals

Double-A • Texas League
955 East Trafficway Street
Springfield, MO 65802
Phone: (417) 863-0395
www.springfieldcardinals.com

General Manager: Dan Reiter
Field Manager: Jose Leger
Pitching Coach: Eric Peterson
Hitting Coach: Brock Hammit
Coach: Will Hawks
Trainer: Alex Wolfinger



Peoria Chiefs

High-A • Midwest League
730 SW Jefferson
Peoria, IL 61605
Phone: (309) 680-4000
www.peoriachiefs.com

General Manager: Jason Mott
Field Manager: Patrick Anderson
Pitching Coach: Edwin Moreno
Hitting Coach: Casey Chenoweth
Coach: Christina Whitlock
Trainer: Paden Eveland



Palm Beach Cardinals

Low-A • Florida State League
4751 Main Street
Jupiter, FL 33458
Phone: (561) 775-1818
www.palmbeachcardinals.com

General Manager: Mike Bauer
Field Manager: Gary Kendall
Pitching Coach: Giovanni Carrara
Hitting Coach: Willi Martin
Coach: Bernard Gilkey
Trainer: Jeff Case





Peoria Chiefs

High-A • Midwest League

2022 Record: 56 - 76

2022 Playoffs: Missed

2022 Attendance: 135,784

2022 Individual Statistics

BATTERS	AVG	G	AB	R	H	2B	3B	HR	RBI	TB	BB	SO	SB	CS	OBP	SLG	OPS	SF	SAC	HBP	DP	E
Antico, Michael	.255	71	274	41	70	19	2	6	32	111	41	76	37	3	.358	.405	.763	2	0	4	2	2
Antonini, Aaron	.222	43	153	21	34	3	0	6	24	55	17	34	3	1	.311	.359	.670	5	1	5	5	3
Buchberger, Jacob	.257	94	350	43	90	9	4	9	51	134	41	82	16	1	.338	.383	.721	1	0	2	4	8
Chamberlain, Matt	.217	37	120	12	26	4	0	2	9	36	23	48	3	4	.361	.300	.661	0	1	4	0	2
Chambers, Mack	.242	79	260	49	63	13	1	6	29	96	34	60	10	3	.332	.369	.701	2	2	2	5	18
Francisco, Thomas	.197	45	157	13	31	8	1	1	27	44	12	25	0	0	.271	.280	.551	6	0	6	4	0
Hernandez, Francisco	.219	96	310	46	68	16	2	5	31	103	46	100	18	4	.327	.332	.659	3	0	5	3	15
Jew, Tommy	.193	106	331	39	64	13	1	7	26	100	39	120	31	4	.283	.302	.585	2	3	3	3	2
Jones, L.J.	.261	102	394	48	103	33	1	13	64	177	31	90	2	1	.328	.449	.777	4	1	10	12	1
Lott, Todd	.260	80	334	52	87	18	2	11	40	142	19	106	7	2	.322	.425	.747	2	0	12	9	3
McKeithan, Aaron	.253	25	75	6	19	3	0	1	7	25	7	16	0	1	.325	.333	.658	0	0	1	0	1
Mendlinger, Noah	.246	72	224	38	55	9	1	2	18	72	41	42	8	3	.384	.321	.705	3	5	11	5	12
Mendoza, Ramon	.229	55	175	22	40	7	2	1	17	54	22	59	3	1	.320	.309	.629	1	8	2	3	5
Reichenborn, Tyler	.250	78	268	39	67	8	1	8	35	101	37	69	20	6	.349	.377	.726	2	8	5	2	1
Richardson, Zade	.139	12	36	2	5	0	0	0	1	5	3	15	1	0	.244	.139	.383	0	0	2	1	0
Rodriguez, Luis	.245	31	102	9	25	1	0	2	13	32	4	28	0	0	.280	.314	.594	0	0	1	2	5
Romeri, Patrick	.193	23	83	9	16	4	0	0	11	20	8	32	2	0	.269	.241	.510	1	0	1	2	0
Soto Jr., Carlos	.181	48	149	17	27	11	0	3	13	47	26	52	0	1	.303	.315	.618	2	1	1	4	0
Stauss, Wade	.203	25	64	11	13	2	0	2	5	21	11	28	1	1	.378	.328	.706	0	2	7	0	2
Tovalin, Osvaldo	.211	64	246	25	52	8	1	7	37	83	19	46	2	4	.282	.337	.619	2	1	6	8	6
Whalen, Brady	.281	23	89	15	25	4	0	3	7	38	9	12	1	0	.347	.427	.774	0	0	0	0	0
Winn, Masyn	.349	33	129	22	45	11	7	1	15	73	13	29	15	0	.404	.566	.970	3	1	1	0	8
TOTALS	.237	132	4323	579	1025	204	26	96	512	1569	503	1169	180	40	.327	.363	.690	41	34	91	74	107

PITCHERS	W	L	ERA	G	GS	CG	SHO	SV	SVO	IP	H	R	ER	HR	HB	BB	SO	BK	WP	DP	WHIP	AVG	HLD
Beller, John	2	1	3.04	13	2	0	0	3	4	26.2	15	10	9	2	1	12	36	1	1	0	1.013	.158	2
Dalatri, Gianluca	1	2	2.30	18	0	0	0	5	5	27.1	15	9	7	1	4	9	37	0	2	1	0.878	.161	3
Gerard, Chris	1	2	4.32	8	0	0	0	0	1	16.2	14	10	8	5	0	8	25	0	3	0	1.320	.219	0
Graceffo, Gordon	3	2	0.99	8	8	0	0	0	0	45.2	27	6	5	1	2	4	56	0	1	2	0.679	.170	0
Grage, Logan	4	4	3.92	13	11	0	0	0	0	59.2	61	29	26	7	5	10	49	0	0	5	1.190	.261	0
Granillo, Andre	1	4	3.63	26	0	0	0	5	9	34.2	27	22	14	3	0	19	51	0	4	0	1.327	.214	1
Heredia, Nathanael	4	4	4.12	41	1	0	0	0	2	74.1	62	39	34	5	9	54	86	1	6	5	1.561	.225	2
Loutos, Ryan	2	2	3.14	9	0	0	0	4	6	14.1	11	7	5	1	1	3	17	0	3	1	0.977	.224	0
Love, Austin	7	12	5.73	26	25	0	0	0	0	125.2	139	80	80	15	7	52	151	0	10	10	1.520	.277	0
Manzo, Edgar	1	2	8.59	12	5	0	0	1	1	29.1	42	30	28	4	1	17	28	0	3	0	2.011	.331	0
McGreedy, Michael	3	1	2.58	8	8	1	0	0	0	45.1	41	14	13	1	1	4	41	0	0	4	0.993	.238	0
Mills, Zane	4	6	4.03	19	19	0	0	0	0	102.2	112	57	46	10	4	28	69	0	2	12	1.364	.277	0
Paniagua, Inohan	2	2	4.42	8	8	0	0	0	0	38.2	34	21	19	8	2	16	38	0	1	2	1.293	.236	0
Pereira, Wilfredo	6	8	5.02	27	18	0	0	0	1	118.1	100	70	66	17	7	31	129	1	6	9	1.107	.227	0
Prater, Levi	0	2	6.21	30	0	0	0	1	3	42.0	34	31	29	7	13	44	44	1	6	5	1.857	.221	5
Ralston, Jack	1	0	3.38	11	0	0	0	0	0	13.1	3	6	5	1	0	10	25	0	1	1	0.975	.073	1
Rodriguez, Dionys	3	11	4.59	27	25	0	0	0	0	121.2	110	67	62	14	8	53	119	1	3	5	1.340	.235	0
Roycroft, Chris	2	2	4.50	19	0	0	0	1	2	32.0	42	20	16	2	1	16	40	0	2	0	1.813	.307	0
Schmid, Colin	0	0	9.17	15	0	0	0	0	0	17.2	23	23	18	6	1	15	16	0	1	1	2.151	.295	0
Solano, Enmanuel	1	3	9.11	20	0	0	0	0	1	27.2	44	36	28	2	6	22	16	0	5	6	2.386	.349	1
Taveras, Leonardo	3	2	5.49	28	0	0	0	4	5	41.0	36	29	25	4	3	28	67	1	1	2	1.561	.229	3
Troglitz-Iverson, Nick	4	4	3.33	31	0	0	0	4	7	70.1	62	29	26	4	4	17	67	0	2	6	1.123	.230	1
VerHagen, Drew	0	0	0.00	3	2	0	0	0	0	4.0	3	1	0	0	1	2	3	0	0	0	1.250	.200	0
YaSenka, Michael	1	0	5.19	12	0	0	0	0	0	26.0	24	15	15	6	2	5	26	0	2	0	1.115	.238	4
TOTALS	56	76	4.55	132	132	1	5	28	48	1155.0	1081	661	584	126	83	479	1236	6	65	77	1.351	.244	23

TEXAS LEAGUE OPPONENTS



DYLAN CARLSON



Texas League Opponents & Media Contacts

Minor League Baseball

1271 Avenue of the Americas
New York, NY 10020

Media Contact: Jeff Lantz
jlantz@milb.com



NORTH

Springfield Cardinals

955 E. Trafficway St.
Springfield, Mo. 65802
Office Phone: (417) 863-0395

Media Contact: Kimberly Bates
kbates@cardinals.com



Arkansas Travelers

P.O. Box 55066
Little Rock, Ark. 72215
Office Phone: (501) 664-1555

Media Contact: Steven Davis
steven@travs.com



NW Arkansas Naturals

P.O. Box 6817
Springdale, Ark. 72766
Office Phone: (479) 927-4900

Media Contact(s): Shawn Murnin
shawn@nwanaturals.com
Dustin Dethlefs
dustin@nwanaturals.com



Tulsa Drillers

4802 East 15th St.
Tulsa, Okla. 74112
Office Phone: (918) 744-5998

Media Contact: Brian Carroll
brian@tulsadrillers.com



Wichita Wind Surge

275 S. McLean Blvd.
Wichita, Kan. 67213
Office Phone: (321) 221-8000

Media Contact: Tim Grubbs
timg@windsurge.com



SOUTH

Amarillo Sod Poodles

821 South Johnson Street
Amarillo, Texas 79101
Office Phone: (806) 803-7762

Media Contact: Cory Hillborne
coryh@sodpoodles.com



Corpus Christi Hooks

734 E. Port Ave.
Corpus Christi, Texas 78401
Office Phone: (361) 561-4665

Media Contact: Michael Coffin
mcoffin@cchooks.com



Frisco RoughRiders

7300 RoughRiders Trail
Frisco, Texas 75034
Office Phone: (972) 334-1925

Media Contact: Zach Bigley
zbigley@ridersbaseball.com



Midland RockHounds

5514 N. Champions Dr.
Midland, Texas 79706
Office Phone: (432) 520-2255

Media Contact: Bob Hards
hardshello@aol.com



San Antonio Missions

5757 U.S. HWY 90 West
San Antonio, Texas 78227
Office Phone: (219) 675-7275

Media Contact: Jeremy Sneed
jsneed@samissions.com





Arkansas Travelers Seattle Mariners (2017)



Dickey-Stephens Park
P.O. Box 55066
Little Rock, Ar. 72215
Capacity: 7,500
Opened: 2007

Office Phone: (501) 664-1555
Email: travs@travs.com
Website: www.travs.com

Visiting Club Hotel
Crowne Plaza
201 S. Shackelford Rd.
Little Rock, Ar. 72211
(501) 223-3000

General Manager.....Sophie Ozier
Manager.....Mike Freeman
1st season with Travelers
Pitching Coach.....Michael Peoples
Hitting Coach.....Shawn O'Malley
Trainer.....Amanda Lee
Media Contact.....Steven Davis
Radio Announcer.....Steven Davis
Station.....BUZZ - 106.7 FM

2023 Schedule

DATES	SITE	TIMES
April 11-16	ARK	6:00, 11:05, 6:35, 7:05, 7:05, 1:35
May 2-7	SPR	11:30, 11:30, 6:35, 6:35, 6:05, 1:35
June 28- July 3	ARK	6:35, 6:35, 7:05, 7:05, 6:35, 6:00
July 18-23	SPR	6:35, 6:35, 7:05, 7:05, 6:35, 6:05

2022 Recap (10-14 Overall; 5-7 Home; 5-7 Road)

DATE	H/A	SCORE	W-L	WINNER	LOSER	DATE	H/A	SCORE	W-L	WINNER	LOSER
4/11	A	3-4	L	Sweet	Black	7/6	A	9-5	W	McGreevy	Jones
4/12	A	6-3	W	Escobar	Kaminsky	7/7	A	5-6	L	Sweet	Roach
4/13	A	0-8	L	Kirby	Lunn	7/8	A	8-2	W	Leahy	Stoudt
4/14	A	2-3	L	Stoudt	Pike	7/9	A	2-5	L	Hancock	Lunn
4/15	A	5-6	L	Shipley	Leahy	7/10	A	4-1	W	Escobar	Sweet
4/16	A	4-0	W	Robles	Dollard	8/16	H	2-1	W	Robles	Kolek
5/31	H	4-9	L	Dollard	Escobar	8/17	H	6-7	L	Dollard	Escobar
6/1	H	7-1	W	McGreevy	Jones	8/18	H	5-4	W	Roach	Campbell
6/2	H	5-16	L	Sweet	Graceffo	8/19	H	1-15	L	Miller	Graceffo
6/3	H	1-3	L	Kolek	Roach	8/20	H	8-5	W	Pike	Hancock
6/4	H	3-8	L	Onyshko	Leahy	8/21	H	6-5	W	Brettell	Campbell
6/5	H	0-6	L	Dollard	Escobar						
7/4	A	4-13	L	Dollard	Escobar						

Series Facts

Longest Cardinals Winning Streak: 8 (twice), last: July 20-September 1, 2015
Longest Travelers Winning Streak: 10, June 22-August 26, 2014
Last Cardinals Series Sweep at Springfield: August 6-9, 2015 (4 games)
Last Cardinals Series Sweep at Arkansas: July 31-August 2, 2012 (3 games)
Last Travelers Series Sweep at Springfield: July 31-August 3, 2014 (4 games)
Last Travelers Series Sweep at Arkansas: July 11-14, 2018 (4 games)
Most Runs in a Game by Springfield: 20, June 10, 2012 (20-3)
Most Runs in a Game by Arkansas: 18 (twice), last: July 28, 2021 (18-12)
Widest Margin of Victory by Springfield: 17, June 17, 2017 (18-1)
Widest Margin of Victory by Arkansas: 15, August 5, 2005 (15-0)
Highest Attendance at Springfield: 9,716, July 15, 2013
Highest Attendance at Arkansas: 10,258, May 11, 2009

Year-By-Year

YEAR	HOME	ROAD	TOTALS
2005	7-7	5-9	12-16
2006	9-5	9-5	18-10
2007	8-6	9-5	17-11
2008	11-3	6-8	17-11
2009	8-6	6-8	14-14
2010	10-4	7-7	17-11
2011	6-8	7-7	13-15
2012	9-5	8-6	17-11
2013	8-8	7-9	15-17
2014	8-8	6-10	14-18
2015	9-7	10-6	19-13
2016	8-8	8-8	16-16
2017	9-7	10-6	19-13
2018	6-10	4-12	10-22
2019	9-5	3-9	12-14
2020	NO SEASON -- COVID-19		
2021	6-6	3-9	9-15
2022	5-7	5-7	10-14
TOTALS	136-110	113-131	249-241



NW Arkansas Naturals

Kansas City Royals (2008)



Arvest Ballpark
300 Gene George Blvd.
Springdale, Ark.
Capacity: 6,500
Opened: 2008

Office: (479) 927-4900
Email: naturals@nwanaturals.com
Website: www.nwanaturals.com

Visiting Club Hotel
Hampton Inn
1700 S. 48th
Springdale, Ark. 72762
(479) 756-3500

General Manager.....Justin Cole
Manager.....Tommy Shields
1st season with Naturals
Pitching Coach.....Larry Carter
Hitting Coach.....Andy LaRoche
Assistant Coach.....Kevin Kuntz
Bench Coach.....Christian Colón
Trainer.....Danny Accola
Media Contact.....Dustin Dethlefs
Radio Announcer.....Shawn Murnin
Station.....NWANaturals.com

2023 Schedule

DATES	SITE	TIMES
May 16-21	NWA	11:05, 7:05, 7:05, 7:05, 6:05, 2:05
June 6-11	SPR	6:35, 6:35, 7:05, 7:05, 6:35, 6:05
Aug. 1-6	SPR	6:35, 6:35, 7:05, 7:05, 6:35, 6:05
Aug. 29-Sep. 3	NWA	7:05, 7:05, 7:05, 7:05, 6:05, 6:05

2022 Recap (16-8 Overall; 4-5 Home; 12-3 Road)

DATE	H/A	SCORE	W-L	WINNER	LOSER	DATE	H/A	SCORE	W-L	WINNER	LOSER
4/8	H	8-11	L	Sotillet	Black	7/22	A	11-4	W	Leahy	Hoffman
4/9	H	14-11	W	Quezada	Veneziano	7/23	A	7-4	W	Lunn	Veneziano
4/10	H	10-5	W	Brettell	Zerpa	7/24	A	11-4	W	Escobar	Marsh
5/3	H	12-5	W	Roach	Veneziano	8/23	A	7-8	L	Woods Jr.	Brettell
5/4	H	3-13	L	Martinez	Leahy	8/24	A	18-7	W	McGreevy	Marsh
5/5	H	6-9	L	Del Rosario	Black	8/25	A	14-6	W	YaSenka	Kalich
5/6	H	2-1	W	Pike	Capps	8/26	A	4-6	L	Del Rosario	Roach
5/7	H	0-4	L	Parrish	Lunn	8/27	A	2-1	W	Beller	Sikkema
5/8	H	5-9	L	Pennington	Pacheco	8/28	A	2-7	L	Bowlan	Escobar
6/21	A	5-3	W	Black	Biasi						
6/22	A	9-6	W	Williams	Klein						
6/23	A	11-2	W	Escobar	Marsh						
6/24	A	7-1	W	McGreevy	Zerpa						
6/25	A	13-10	W	Graceffo	Murdock						
6/26	A	8-2	W	Leahy	Veneziano						

Series Facts

Longest Cardinals Winning Streak: 9 (2 times), last: June 21 - July 24, 2022
Longest Naturals Winning Streak: 8, May 21-July 2, 2021
Last Cardinals Series Sweep at Springfield: April 11-14, 2019 (4 games)
Last Cardinals Series Sweep at NW Arkansas: Multiple; June 21-26, 2023 (6 games) ; July 22-24, 2023 (3 games)
Last Naturals Series Sweep at Springfield: July 24-27, 2009 (4 games)
Last Naturals Series Sweep at NW Arkansas: April 18-20, 2019 (3 games)
Most Runs in a Game by Springfield: 18, August 24, 2023
Most Runs in a Game by NW Arkansas: 21, August 20, 2013 (21-6)
Widest Margin of Victory by Springfield: 15, July 18, 2006 (16-1, vs. Wichita)
Widest Margin of Victory by NW Arkansas: 17, August 24, 2021 (18-1)
Highest Attendance at Springfield: 10,139, July 1, 2006
Highest Attendance at NW Arkansas: 10,258, May 11, 2009

Year-By-Year

YEAR	HOME	ROAD	TOTALS
2005*	6-8	7-7	13-15
2006*	6-8	3-11	9-19
2007*	8-8	9-7	17-15
2008	8-8	5-11	13-19
2009	7-9	7-9	14-18
2010	9-8	7-8	16-16
2011	7-9	7-9	14-18
2012	13-3	5-11	18-14
2013	8-8	7-9	15-17
2014	8-8	9-7	17-15
2015	9-7	3-13	12-20
2016	11-5	7-9	18-14
2017	13-3	7-9	20-12
2018	11-5	5-11	16-16
2019	11-4	2-12	13-17
2020	NO SEASON -- COVID-19		
2021	3-9	4-8	7-17
2022	4-5	12-3	16-8
TOTALS	142-115	106-154	248-270
vs. <i>WCH</i> *	20-24	19-25	39-49
vs. <i>NWA</i>	112-91	87-129	199-221



Tulsa Drillers Los Angeles Dodgers (2015)



ONEOK Field
201 N. Elgin St.
Tulsa, Okla. 74120
Capacity: 8,000
Opened: 2010

Office: (918) 744-5998
Email: mail@tulsadrillers.com
Website: www.tulsadrillers.com

Visiting Club Hotel
Marriott Southern Hills
1902 E. 71st St.
Tulsa, Okla. 74136
(918) 493-7000

General Manager.....Mike Melega
Manager.....Scott Hennessey
311-263 (5 seasons)
6th season with Drillers (69-67)
Pitching Coach.....Ryan Dennick, Durin O'Linger
Hitting Coach.....Louis Iannotti
Bench Coach.....Juan Apodaca
Trainer.....Jesse Guffey
Media Contact.....Brian Carroll
Radio Announcer.....Dennis Higgins
Station.....KTBZ-1430 AM

2023 Schedule

DATES	SITE	TIMES
May 9-14	TUL	7:05, 12:05, 7:05, 7:05, 7:05, 1:05
June 13-18	SPR	6:35, 12:05, 7:05, 7:05, 6:35, 1:35
July 25-30	TUL	7:05, 7:05, 7:05, 7:05, 7:05, 1:05
Sept. 15-10	SPR	6:35, 6:#5, 6:35, 7:05, 6:35, 4:35

2022 Recap (13-11 Overall; 6-6 Home; 7-5 Road)

DATE	H/A	SCORE	W-L	WINNER	LOSER	DATE	H/A	SCORE	W-L	WINNER	LOSER
4/19	H	2-4	L	Plunkett	Williams	7/14	H	13-5	W	Leahy	Rooney
4/20	H	5-7	L	Dodson	Lunn	7/15	H	4-6	L	Gamboa	Lunn
4/21	H	9-6	W	Roach	Varland	7/16	H	15-5	W	Escobar	Knack
4/22	H	7-10	L	Washington	Leahy	7/17	H	14-16	L	Zuniga	Robles
4/23	H	8-16	L	Rooney	Robles	9/13	A	7-9	L	Varland	Granillo
4/24	H	12-8	W	Escobar	Miller	9/14	A	12-6	W	Gragg	Knack
5/25	A	7-4	W	Brettell	Drury	9/15	A	8-0	W	Graceffo	Hurt
5/26	A	6-8	L	Gamboa	McGreevy	9/16	A	7-5	W	Lunn	Zuniga
5/27	A	3-2	W	Graceffo	Knack	9/17	A	3-7	L	Gamboa	Escobar
5/27	A	0-2	L	Martinez	Robles	9/18	A	7-2	W	Robles	Rooney
5/28	A	3-4	L	Ochsenbein	Pacheco						
5/29	A	11-4	W	Leahy	Rooney						
7/12	H	7-6	W	McGreevy	Martinez						
7/13	H	3-1	W	Graceffo	Stone						

Series Facts

Longest Cardinals Winning Streak: 6, May 19-June 20, 2008
Longest Drillers Winning Streak: 6 (twice), last: May 17-June 13, 2017
Last Cardinals Series Sweep at Springfield: May 28-30, 2019 (3 games)
Last Cardinals Series Sweep at Tulsa: July 23-25, 2018 (3 games)
Last Drillers Series Sweep at Springfield: May 20-22, 2019 (3 games)
Last Drillers Series Sweep at Tulsa: August 5-7, 2019 (3 games)
Most Runs in a Game by Springfield: 20, April 4, 2008 (20-5)
Most Runs in a Game by Tulsa: 15 (four times), last: Sept. 4, 2021 (15-3)
Widest Margin of Victory by Springfield: 15, April 4, 2008 (20-5)
Widest Margin of Victory by Tulsa: 13, August 31, 2021 (15-2)
Highest Attendance at Springfield: 9,799, August 31, 2013
Highest Attendance at Tulsa: 8,707, June 8, 2012

Year-By-Year

YEAR	HOME	ROAD	TOTALS
2005	6-8	7-7	13-15
2006	6-8	3-11	9-19
2007	8-8	9-7	17-15
2008	8-8	13-3	21-11
2009	11-5	6-10	17-15
2010	8-8	8-8	16-16
2011	6-10	8-8	14-18
2012	7-8	8-8	15-16
2013	7-5	6-8	13-13
2014	6-8	8-6	14-14
2015	4-10	8-6	12-16
2016	9-5	9-5	18-10
2017	6-8	3-11	9-19
2018	6-9	8-5	14-14
2019	6-6	3-13	9-19
2020	NO SEASON -- COVID-19		
2021	6-6	4-8	10-14
2022	6-6	7-5	13-11
TOTALS	116-126	118-129	234-255



Wichita Wind Surge Minnesota Twins (2021)



Riverfront Stadium
275 S. McLean Blvd.
Wichita, Kansas 67213
Capacity: 10,025
Opened: 2021

Office: (316) 221-8100
Email: info@windsurge.com
Website: www.windsurge.com

Visiting Club Hotel
Hyatt Regency Wichita
400 W. Waterman St.
Wichita, Kan. 67202
(316) 293-1234

General Manager.....Bob Moullette
Manager.....Ramon Borrego
642-551 (13 seasons)
3rd season with Wichita (147-110)
Pitching Coach.....Dan Urbina, DJ Engle
Hitting Coach.....Shawn Schlechter
Bench Coach.....Takashi Miyoshi
Trainers.....Tyler Blair, Katie Lortie
Media Contact.....Tim Grubbs
Radio Announcer.....Tim Grubbs
Station.....KGSO-1410 AM

2022 Schedule

DATES	SITE	TIMES
April 6-8	SPR	6:35, 6:35, 6:05
April 25-30	WCH	7:05, 12:05, 6:35, 6:35, 6:05, 1:35
May 23-28	SPR	6:35, 6:35, 7:05, 7:05, 6:35, 6:05
July 14-16	WCH	7:05, 6:05, 1:05
Aug. 15-20	WCH	7:05, 7:05, 7:05, 7:05, 6:05, 1:05

2022 Recap (8-10 Overall; 6-6 Home; 2-4 Road)

DATE	H/A	SCORE	W-L	WINNER	LOSER	DATE	H/A	SCORE	W-L	WINNER	LOSER
5/17	A	9-11	L	Funderburk	Kealey	9/1	H	8-12	L	Gore	Gragg
5/18	A	6-7	L	Gross	Pacheco	9/2	H	2-7	L	Phillips	Beller
5/19	A	5-6	L	Sisk	Kealey	9/3	H	8-2	W	Leahy	Headrick
5/20	A	5-3	W	Brettell	Cruz	9/4	H	4-3	W	Roach	Cruz
5/21	A	9-7	W	Leahy	Gross						
5/22	A	1-2	L	Sammons	Loutos						
6/28	H	12-8	W	Robles	Gore						
6/29	H	1-10	L	Laweryson	Escobar						
6/30	H	6-7	L	Acosta	Roach						
7/1	H	5-1	W	Graceffo	Gipson-Long						
7/2	H	5-4	W	Beller	German						
7/3	H	9-10	L	Gore	Brettell						
8/30	H	7-6	W	Pike	Cruz						
8/31	H	4-5	L	Phillips	Brettell						

Series Facts

Longest Cardinals Winning Streak: 2 (3 times), last: June 20-Aug. 17, 2021
Longest Wind Surge Winning Streak: 5, August 18-22, 2021
Last Cardinals Series Sweep at Springfield: N/A
Last Cardinals Series Sweep at Wichita: N/A
Last Wind Surge Series Sweep at Springfield: N/A
Last Wind Surge Series Sweep at Wichita: N/A
Most Runs in a Game by Springfield: 21, June 28, 2022 (12-8)
Most Runs in a Game by Wichita: 14 (twice), last: August 19, 2021 (14-6)
Widest Margin of Victory by Springfield: 6, Sept. 3, 2023 (8-2)
Widest Margin of Victory by Wichita: 13, May 26, 2021 (14-1)
Highest Attendance at Springfield: 5,675, August 20, 2021
Highest Attendance at Wichita: 5,373, June 19, 2021

Year-By-Year

YEAR	HOME	ROAD	TOTALS
2021	2-10	6-6	8-16
2022	6-6	2-4	6-10
TOTALS	8-16	8-10	14-26



Amarillo Sod Poodles Arizona Diamondbacks (2021)



HODGETOWN
821 S. Johnson Street
Amarillo, Texas 79101
Capacity: 7,000+
Opened: 2019

Office: (806) 803-7762
Email: info@sodpoodles.com
Website: www.sodpoodles.com

Visiting Club Hotel
Home2 Suites
8251 W. Amarillo Blvd.
Amarillo, Texas
(806) 803-7777

General Manager.....Tony Ensor
Manager.....Shawn Roof
302-243 (5 seasons)
3rd season with Amarillo (127-130)
Pitching Coach.....Tom Gorzelanny
Hitting Coach.....Terrel Sledge
Coach.....Javier Colina
Trainer.....Chris Mudd
Media Contact.....Cory Hillborne
Radio Announcer.....Chris and Stefan Caray

2022 Schedule

DATES	SITE	TIMES
May 10-15	SPR	11:30, 11:30, 6:35, 6:35, 6:05, 6:05
August 9-14	AMA	7:05, 7:05, 7:05, 7:05, 7:05, 6:05

2022 Recap [6-6 Overall; 3-3 Home; 3-3 Road]

DATE	H/A	SCORE	W-L	WINNER	LOSER	DATE	H/A	SCORE	W-L	WINNER	LOSER
5/10	H	11-10	W	Leahy	Jarvis	8/10	A	21-4	W	Robles	Cecconi
5/11	H	4-9	L	Weiss	Pike	8/11	A	2-6	L	Walston	Escobar
5/12	H	2-5	L	Rogers	Pacheco	8/12	A	7-10	L	Rice	Pike
5/13	H	12-8	W	Kealey	Curtis	8/13	A	3-5	L	Teller	Roach
5/14	H	3-5	L	Cecconi	Roach	8/14	A	15-11	W	Leahy	Jarvis
5/15	H	7-6	W	Black	Tice						
8/9	A	11-9	W	Pike	Rogers						

Series Facts

Longest Cardinals Winning Streak: 3 (2 times), last: May 5-Aug. 10, 2022
Longest Sod Poodles Winning Streak: 3 (2 times), last:, Aug. 8-11, 2022
Last Cardinals Series Sweep at Springfield: N/A
Last Cardinals Series Sweep at Amarillo: N/A
Last Sod Poodles Series Sweep at Springfield: N/A
Last Sod Poodles Series Sweep at Amarillo: N/A
Most Runs in a Game by Springfield: 21, August 10, 2022
Most Runs in a Game by Amarillo: 11, August 14, 2022
Widest Margin of Victory by Springfield: 17, Aug. 10, 2022 (21-4)
Widest Margin of Victory by Amarillo: 6, July 16, 2019 (10-4)
Highest Attendance at Springfield: 6,786, July 26, 2019
Highest Attendance at Amarillo: 7,137, July 17, 2019

Year-By-Year

YEAR	HOME	ROAD	TOTALS
2019	3-4	3-3	6-7
2020	NO SEASON -- COVID-19		
2021	DNP		
2022	3-3	3-3	6-6
TOTALS	6-7	6-6	12-13



Corpus Christi Hooks Houston Astros (2005)



Whataburger Field
734 E. Port Ave.
Corpus Christi, TX 78401
Capacity: 5,314
Opened: 2005

Office: (361) 561-4665
Email: info@cchooks.com
Website: www.cchooks.com

Visiting Club Hotel
Holiday Inn Marina
707 N. Shoreline Dr.
Corpus Christi, TX 78401
(361) 882-1700

General Manager.....Brady Ballard
Manager.....Joe Thon

1st season with Hooks

Pitching Coach.....John Kovalik
Hitting Coach.....Bobby Bell
Development Coach.....Vincent Blue
Trainer.....Takeaki Ando
Media Contact.....Michael Coffin
Radio Announcer.....Michael Coffin
Station.....KKTX-1360 AM

2023 Schedule

DATES	SITE	TIMES
August 22-27	SPR	6:35, 6:35, 6:35, 7:05, 6:35, 1:35

2022 Recap (4-8 Overall; 2-4 Home; 2-4 Road)

DATE	H/A	SCORE	W-L	WINNER	LOSER	DATE	H/A	SCORE	W-L	WINNER	LOSER
6/14	H	3-0	W	Graceffo	Melendez	8/4	A	2-7	L	Brown	Lunn
6/15	H	10-8	W	Loutos	Torres	8/5	A	6-7	L	Bravo	Escobar
6/16	H	3-5	L	Sprinkle	Williams	8/6	A	5-1	W	Pike	Robaina
6/17	H	10-11	L	Bravo	Robles	8/7	A	3-2	W	Roach	Ruppenthal
6/18	H	5-10	L	Henderson	McGreevy						
6/19	H	2-4	L	Melendez	Pacheco						
8/2	A	0-10	L	Chaidez	Graceffo						
8/3	A	4-5	L	Henderson	Leahy						

Series Facts

Longest Cardinals Winning Streak: 8, August 12, 2010-June 1, 2011
Longest Hooks Winning Streak: 8, June 16 - Aug. 5, 2022
Last Cardinals Series Sweep at Springfield: June 14-16, 2019 (3 games)
Last Cardinals Series Sweep at Corpus: August 11-13, 2017 (3 games)
Last Hooks Series Sweep at Springfield: May 29-31, 2018 (3 games)
Last Hooks Series Sweep at Corpus: July 11-13, 2015 (3 games)
Most Runs in a Game by Springfield: 17, August 19, 2007 (17-10)
Most Runs in a Game by Corpus: 13, June 26, 2013 (13-1)
Widest Margin of Victory by Springfield: 10 (2 times), last: Aug. 2, 2022 (10-0)
Widest Margin of Victory by Corpus: 12 (twice), last: June 26, 2013 (13-1)
Highest Attendance at Springfield: 11,818, July 4, 2013
Highest Attendance at Corpus: 8,313, April 29, 2006

Year-By-Year

YEAR	HOME	ROAD	TOTALS
2005	4-3	4-3	8-6
2006	4-2	1-6	5-8
2007	3-3	1-5	4-8
2008	5-1	4-2	9-3
2009	4-2	1-5	5-7
2010	3-3	4-2	7-5
2011	4-2	3-3	7-5
2012	2-4	3-3	5-7
2013	3-3	2-4	5-7
2014	2-4	2-4	4-8
2015	3-3	1-5	4-8
2016	2-4	4-2	6-6
2017	4-2	4-2	8-4
2018	2-4	2-4	4-8
2019	5-2	4-4	9-6
2020	NO SEASON -- COVID-19		
2021	DNP		
2022	2-4	2-4	4-8
TOTALS	52-46	42-58	94-104



Frisco RoughRiders

Texas Rangers (2003)



Riders Field
7300 RoughRiders Trail
Frisco, TX 75034
Capacity: 8,600
Opened: 2003

Office: (972) 731-9200
Fax: (972) 731-5355
Email: info@ridersbaseball.com
Web: www.ridersbaseball.com

Visiting Club Hotel
Comfort Suites at Frisco
Square
9700 Dallas Parkway
Frisco, TX 75033
(972) 668-9700

General Manager.....Scott Burchett
Manager.....Carlos Cardoza
1st season with RoughRiders
Pitching Coach.....Josh Zeid
Hitting Coach.....Ryan Tuntland
Bench Coach.....Tripp Keister
Trainer.....Yuichi Takizawa
Media Contact.....Zach Bigley
Radio Announcer.....Zach Bigley
Station.....RidersBaseball.com

2023 Schedule

DATES	SITE	TIMES
June 20-25	FRI	11:05, 7:05, 7:05, 7:05, 6:05

2022 Recap [2-4 Overall; 2-4 Home; 0-0 Road]

DATE	H/A	SCORE	W-L	WINNER	LOSER	DATE	H/A	SCORE	W-L	WINNER	LOSER
7/26	H	6-10	L	Polley	Robles						
7/27	H	2-5	L	Jones	Graceffo						
7/28	H	9-4	W	Beller	Thomas						
7/29	H	12-6	W	Brettell	Slaten						
7/30	H	1-4	L	Leiter	Escobar						
7/31	H	12-14	L	Weems	McGreevy						

Series Facts

Longest Cardinals Winning Streak: 5 (twice), last: May 30-August 13, 2013
Longest RoughRiders Winning Streak: 5 (twice), last: June 28-July 5, 2018
Last Cardinals Series Sweep at Springfield: April 15-17, 2018 (3 games)
Last Cardinals Series Sweep at Frisco: N/A
Last RoughRiders Series Sweep at Springfield: April 3-5, 2008 (3 games)
Last RoughRiders Series Sweep at Frisco: June 28-30, 2018 (3 games)
Most Runs in a Game by Springfield: 16 (twice), last: August 9, 2016 (16-4)
Most Runs in a Game by Frisco: 18, July 4, 2009 (18-4)
Widest Margin of Victory by Springfield: 14, August 10, 2005 (15-1)
Widest Margin of Victory by Frisco: 14, July 4, 2009 (18-4)
Highest Attendance at Springfield: 8,614, August 11, 2006
Highest Attendance at Frisco: 11,666, April 9, 2011

Year-By-Year

YEAR	HOME	ROAD	TOTALS
2005	6-1	3-4	9-5
2006	4-3	2-5	6-8
2007	3-3	3-3	6-6
2008	1-5	2-4	3-9
2009	3-3	3-3	6-6
2010	4-2	2-4	6-6
2011	3-3	2-4	5-7
2012	4-2	1-5	5-7
2013	4-2	3-3	7-5
2014	4-2	3-3	7-5
2015	3-3	2-4	5-7
2016	5-1	2-4	7-5
2017	3-3	3-3	6-6
2018	4-2	1-5	5-7
2019	3-5	5-2	8-7
2020	NO SEASON -- COVID-19		
2021	N/A	4-2	4-2
2022	2-4	N/A	2-4
TOTALS	56-44	41-58	97-102



Midland RockHounds Oakland Athletics (1999)



**Momentum Bank
Ballpark**
5514 N. Champion Dr.
Midland, TX 79706
Capacity: 4,669
Opened: 2002

Office: (432) 520-2255
Email: rockhounds@midlandrockhounds.org
Web: www.midlandrockhounds.org

Visiting Club Hotel
SpringHill Suites
5716 Deauville Blvd.
Midland, TX 79706
(432) 695-6870

General Manager.....Monty Hoppel
Manager.....Bobby Crosby
2nd season with RockHounds (59-60)
Pitching Coach.....Chris Smith
Hitting Coach.....Javier Godard
Asst. Hitting Coach.....Juan Dilone
Trainer.....Jake Routhier
Media Contact.....Bob Hards
Radio Announcer.....Bob Hards
Station.....MidlandRockhounds.org

2023 Schedule

DATES	SITE	TIMES
April 18-23	SPR	6:35, 12:05, 6:35, 6:35, 6:05, 1:35

2022 Recap (3-3 Overall; 0-0 Home; 3-3 Road)

DATE	H/A	SCORE	W-L	WINNER	LOSER	DATE	H/A	SCORE	W-L	WINNER	LOSER
6/7	A	7-3	W	McGreevy	Leal	DID NOT PLAY					
6/8	A	2-4	L	Danielak	Pike						
6/9	A	5-14	L	Cushing	Roach						
6/10	A	3-5	L	Plunkett	Leahy						
6/11	A	8-1	W	Escobar	Milburn						
6/12	A	7-4	W	Pacheco	Acton						

Series Facts

Longest Cardinals Winning Streak: 6 (multiple), last: April 20-July 13, 2009
Longest RockHounds Winning Streak: 9, June 18-Sept. 2, 2019 (ongoing)
Last Cardinals Series Sweep at Springfield: May 5-7, 2015 (3 games)
Last Cardinals Series Sweep at Midland: May 31-June 2, 2013 (3 games)
Last RockHounds Series Sweep at SPR: Aug. 30-Sept. 2, 2019 (4 games)
Last RockHounds Series Sweep at Midland: Aug. 23-25, 2019 (3 games)
Most Runs in a Game by Springfield: 15, May 31, 2013 (15-5)
Most Runs in a Game by Midland: 18, April 15, 2012 (18-4)
Widest Margin of Victory by Springfield: 13, April 18, 2010 (13-0)
Widest Margin of Victory by Midland: 14, April 15, 2012 (18-4)
Highest Attendance at Springfield: 10,795, July 4, 2012
Highest Attendance at Midland: 8,031, July 4, 2011

Year-By-Year

YEAR	HOME	ROAD	TOTALS
2005	5-2	3-4	8-6
2006	3-4	1-6	4-10
2007	3-1	3-2	6-3
2008	2-4	4-2	6-6
2009	3-3	3-3	6-6
2010	3-3	4-2	7-5
2011	3-3	3-3	6-6
2012	4-2	4-1	8-3
2013	2-4	4-2	6-6
2014	3-3	4-2	7-5
2015	4-2	2-4	6-6
2016	2-4	1-5	3-9
2017	4-2	4-2	8-4
2018	4-2	1-5	5-7
2019	2-5	1-5	3-10
2020	NO SEASON -- COVID-19		
2021	DNP		
2022	N/A	3-3	3-3
TOTALS	47-44	45-51	92-95



San Antonio Missions

San Diego Padres (2021)



Nelson W. Wolff
Municipal Stadium
 5757 Highway 90 W.
 San Antonio, Texas 78227
 Capacity: 6,200
 Opened: 1994

Office: (210) 675-7275
Email: sainfo@missions.com
Web: www.milb.com/san-antonio

Visiting Club Hotel
 Holiday Inn NW/Sea World
 10135 State Hwy 151
 San Antonio, Texas 78251
 (210) 520-2508

General Manager.....David Gasaway
 Manager.....Luke Montz
 1st season with Missions
 Pitching Coach.....Jeff Andrews
 Hitting Coach.....Pat O'Sullivan
 Bench Coach.....Felipe Blanco
 Trainer.....David Bryan
 Media Contact.....Jeremy Sneed
 Radio Announcer.....Stu Paul
 Station.....KFZX 102.1 FM

2023 Schedule

DATES	SITE	TIMES
Aug. 8-13	SPR	6:35, 6:35, 7:05, 7:05, 6:35, 6:05
Sept. 12-17	SA	7:05, 7:05, 7:05, 7:05, 7:05, 1:05

2022 Recap (6-6 Overall; 3-3 Home; 3-3 Road)

DATE	H/A	SCORE	W-L	WINNER	LOSER	DATE	H/A	SCORE	W-L	WINNER	LOSER
4/26	A	5-1	W	Lunn	Lawson	9/6	H	4-8	L	Gavin	Lunn
4/27	A	1-4	L	Matos	Roach	9/7	H	0-7	L	Henry	McGreevy
4/28	A	0-1	L	Waldron	Leahy	9/8	H	6-3	W	Roach	Mayberry
4/29	A	7-6	W	Black	Fox	9/9	H	6-5	W	Graceffo	Eshelman
4/30	A	3-7	L	Hernandez	Escobar	9/10	H	8-6	W	Leahy	Wolf
5/1	A	6-0	W	Lunn	Lawson	9/11	H	1-4	L	Komar	Escobar

Series Facts

Longest Cardinals Winning Streak: 4 (multiple), last: Aug. 15, 2012-April 7, 2013
Longest Missions Winning Streak: 4 (multiple), last: April 12-June 30, 2014
Last Cardinals Series Sweep at Springfield: Aug. 14-15, 2018 (2 games)
Last Cardinals Series Sweep at San Antonio: May 25-27, 2018 (3 games)
Last Missions Series Sweep at SPR: June 29-30, 2014 (3 games)
Last Missions Series Sweep at San Antonio: June 29-July 1, 2013 (3 games)
Most Runs in a Game by Springfield: 12 (multiple), last: Aug. 14, 2010 (12-8)
Most Runs in a Game by San Antonio: 17, June 5, 2021 (17-1)
Widest Margin of Victory by Springfield: 8 (multiple), last: April 15, 2013 (9-1)
Widest Margin of Victory by San Antonio: 16, June 5, 2021 (17-1)
Highest Attendance at Springfield: 8,571, June 2, 2018
Highest Attendance at San Antonio: 8,243, July 4, 2016

Year-By-Year

YEAR	HOME	ROAD	TOTALS
2005	3-4	3-4	6-8
2006	4-2	3-4	7-6
2007	3-3	3-3	6-6
2008	3-3	4-2	7-5
2009	4-2	3-3	7-5
2010	5-1	3-3	8-4
2011	2-4	1-5	3-9
2012	5-1	4-2	9-3
2013	3-3	1-5	4-8
2014	2-4	3-3	5-7
2015	2-4	4-2	6-6
2016	3-3	4-2	7-5
2017	4-2	3-3	7-5
2018	1-4	5-1	6-5
2020	NO SEASON -- COVID-19		
2021	2-4	2-4	4-8
2022	3-3	3-3	6-6
TOTALS	49-47	49-49	98-96

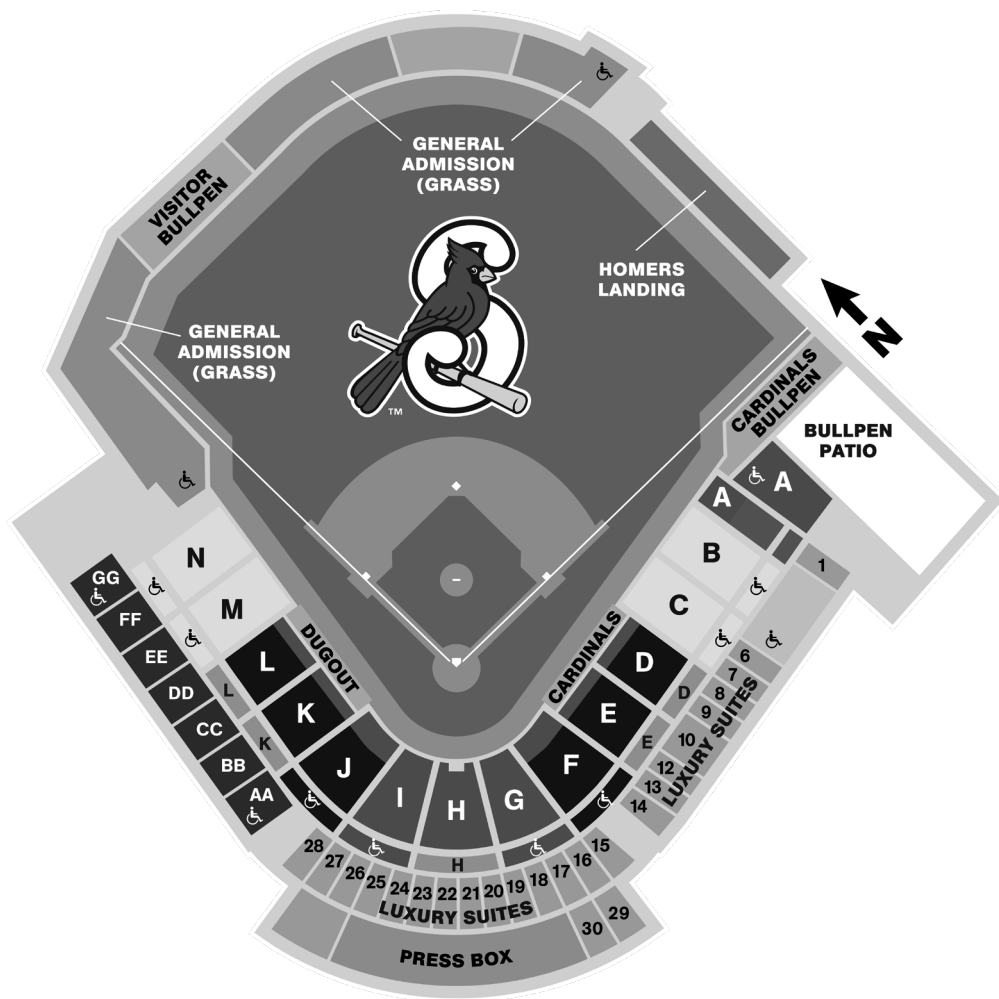
MISCELLANEOUS INFORMATION



GORDON GRACEFFO



Hammons Field Stadium Diagram



Hammons Field Quick Facts

Location: Downtown Springfield at 955 E. Trafficway

Seating Capacity: 6,750

Ground Breaking: July 7, 2002

First Event: Southern Illinois vs Missouri State, April 2, 2004

First Springfield Exhibition Game: Versus St. Louis Cardinals, April 2, 2005

First Springfield Regular Season Game: Versus Tulsa Drillers, April 12, 2005

Surface: Natural Grass

Stadium Dimensions

Left Field Line: 315 ft

Left Center Field: 365 ft

Center Field: 400 ft

Right Center Field: 365 ft

Right Field Line: 330 ft

Wall Height: 8 ft



Ground Rules

Dugouts

Steps Leading to grandstand on both ends of both dugouts	In Play
Ball hitting gate located at top of steps and remaining fair	In Play
Ball staying on top of step of ledge below green railings extending whole length of dugout	In Play
Ball completely penetrating green railing and ledge	Dead
Initial concrete facing of the dugout	In Play
Concrete facing recessed back into dugout	Out of Play

Left Field Foul Territory

Fly Ball landing above padded wall (i.e. chain linked fence)	Out of Play
Ball resting on wall or pad	Dead

Outfield Wall in Fair Territory

Fly ball going above the wall	Home Run
Fly ball striking green chain linked fence in outfield territory	Home Run
Ball bouncing over the wall, hitting the green chain linked fence, and then bouncing back in play.....	Two Bases

Tarp.....Player may lean on, but not put feet on the tarp

Yearly Attendance Figures

YEAR	HOME DATES	TOTAL HOME ATTENDANCE	HOME AVERAGE	SINGLE GAME HIGH-HOME	ROAD DATES	TOTAL ROAD ATTENDANCE	ROAD AVERAGE
2005	70	526,630	7,523	9,720 - Aug 16 vs TUL	70	299,895	4,284
2006	67	492,372	7,349	10,139 - July 1 vs Wichita	70	318,940	4,556
2007	65	460,063	7,078	9,561 - July 21 vs Wichita	69	322,236	5,034
2008	69	461,020	6,681	9,372 - Aug 29 vs TUL	70	379,695	5,583
2009	69	402,618	5,835	8,084- Sept 7 vs ARK	70	344,998	4,929
2010	67	357,336	5,333	8,484 - July 31 vs NWA	70	359,651	5,137
2011	66	337,166	5,109	9,554 - Sept 5 vs ARK	69	355,688	5,155
2012	69	352,674	5,111	10,795 - July 4 vs MID	69	365,638	5,299
2013	65	338,345	5,205	11,818 - July 4 vs CC	70	328,109	4,687
2014	69	354,227	5,134	9,138 - Aug 29 vs ARK	70	362,179	5,174
2015	68	337,519	4,964	8,385 - Sept 6 vs TUL	70	347,158	4,959
2016	67	316,990	4,731	9,187 - Aug 27 vs TUL	70	346,868	4,955
2017	70	331,259	4,801	8,989 - July 16 vs NWA	70	324,414	4,634
2018	67	326,362	4,871	8,571 - June 2 vs SA	70	327,394	4,677
2019	69	328,217	4,757	7,640 - Aug. 30 vs MID	69	340,673	4,937
2020	MINOR LEAGUE SEASON CANCELLED -- COVID-19 PANDEMIC						
2021	59	172,134	2,918	6,019 - Sept. 11 vs ARK	58	238,587	4,114
2022	69	259,044	3,754	6,783 - Sept. 10 vs. SA	69	291,859	4,292
Totals	1,145	6,153,976	5,375		1,173	5,653,982	4,820
Yearly		361,999				332,587	

Top 10 Regular Season Crowds

ATTENDANCE	OPPONENT	DATE	DAY	W-L
11,818	Corpus Christi Hooks	July 4, 2013	Thursday	Win
10,795	Midland Rock Hounds	July 4, 2012	Wednesday	Win
10,139	Wichita Wranglers	July 1, 2006	Saturday	Loss
9,799	Tulsa Drillers	August 31, 2013	Saturday	Loss
9,720	Tulsa Drillers	August 26, 2005	Friday	Win
9,716	Arkansas Travelers	July 15, 2013	Monday	Loss
9,561	Wichita Wranglers	July 21, 2007	Saturday	Win
9,555	Tulsa Drillers	July 29, 2006	Saturday	Loss
9,554	Arkansas Travelers	September 5, 2011	Monday	Loss
9,509	NW Arkansas Naturals	August 23, 2013	Friday	Loss



Logos & Uniforms



PRIMARY LOGO



HAT LOGOS



ALTERNATE LOGOS



HOME



ROAD/ALTERNATE
GAME JERSEYS



ALTERNATE



PRIMARY HOME
MON-FRI HOME GAMES



ROAD
ALL ROAD GAMES



ALTERNATE 1
SATURDAY HOME GAMES



ALTERNATE 2
SUNDAY HOME GAMES

GAME HATS

2023 SCHEDULE

APRIL

SUN	MON	TUE	WED	THUR	FRI	SAT
						1
2	3	4	5	6 WCH 6:35	7 WCH 6:35	8 WCH 6:05
9	10	11 6:00 ARK	12 11:05 ARK	13 6:35 ARK	14 7:05 ARK	15 7:05 ARK
16 1:35 ARK	17	18 MID 6:35	19 MID 12:05	20 MID 6:35	21 MID 6:35	22 MID 6:05
23 1:35 MID WCH	24	25 7:05 WCH	26 12:05 WCH	27 7:05 WCH	28 7:05 WCH	29 2:05 WCH

MAY

SUN	MON	TUE	WED	THUR	FRI	SAT
	1	2 ARK 11:30	3 ARK 11:30	4 ARK 6:35	5 ARK 6:35	6 ARK 6:05
7 ARK 1:35	8	9 7:05 TUL	10 12:05 TUL	11 7:05 TUL	12 7:05 TUL	13 7:05 TUL
14 1:05 TUL	15	16 11:05 NWA	17 7:05 NWA	18 7:05 NWA	19 7:05 NWA	20 6:05 NWA
21 2:05 NWA	22	23 WCH 6:35	24 WCH 6:35	25 WCH 7:05	26 WCH 7:05	27 WCH 6:35
28 WCH 6:05	29	30 7:05 AMA	31 7:05 AMA			

JUNE

SUN	MON	TUE	WED	THUR	FRI	SAT
				1 7:05 AMA	2 7:05 AMA	3 7:05 AMA
4 6:05 AMA	5	6 NWA 6:35	7 NWA 6:35	8 NWA 7:05	9 NWA 7:05	10 NWA 6:35
11 NWA 6:05	12	13 TUL 6:35	14 TUL 12:05	15 TUL 7:05	16 TUL 7:05	17 TUL 6:35
18 TUL 1:35	19	20 11:05 FRI	21 7:05 FRI	22 7:05 FRI	23 7:05 FRI	24 7:05 FRI
25 6:05 FRI	26	27	28 6:35 ARK	29 6:35 ARK	30 7:05 ARK	

JULY

SUN	MON	TUE	WED	THUR	FRI	SAT
						1 7:05 ARK
2 6:35 ARK	3 6:00 ARK	4 AMA 5:35	5 AMA 6:35	6 AMA 7:05	7 AMA 7:05	8 AMA 6:35
9 AMA 1:35	10	11	12	13	14 7:05 WCH	15 6:05 WCH
16 1:05 WCH	17	18 ARK 6:35	19 ARK 6:35	20 ARK 7:05	21 ARK 7:05	22 ARK 6:35
23 6:05 TUL	24	25 7:05 TUL	26 7:05 TUL	27 7:05 TUL	28 7:05 TUL	29 7:05 TUL

AUGUST

SUN	MON	TUE	WED	THUR	FRI	SAT
		1 NWA 6:35	2 NWA 6:35	3 NWA 7:05	4 NWA 7:05	5 NWA 6:35
6 NWA 6:05	7	8 SA 6:35	9 SA 6:35	10 SA 7:05	11 SA 7:05	12 SA 6:35
13 SA 6:05	14	15 7:05 WCH	16 7:05 WCH	17 7:05 WCH	18 7:05 WCH	19 6:05 WCH
20 1:05 WCH	21	22 CC 6:35	23 CC 6:35	24 CC 6:35	25 CC 7:05	26 CC 6:35
27 CC 1:35	28	29 7:05 NWA	30 7:05 NWA	31 7:05 NWA		

SEPTEMBER

SUN	MON	TUE	WED	THUR	FRI	SAT
					1 7:05 NWA	2 6:05 NWA
3 6:05 NWA	4	5 TUL 6:35	6 TUL 6:35	7 TUL 6:35	8 TUL 7:05	9 TUL 6:35
10 TUL 4:35	11	12 7:05 SA	13 7:05 SA	14 7:05 SA	15 7:05 SA	16 7:05 SA
17 1:05 SA	18	19	20	21	22	23
24	25	26	27	28	29	30

HOME GAMES
 HOME GAMES w/FIREWORKS
 AWAY GAMES
 HILAND DAIRY ICE CREAM SUNDAY MOST 529 KIDS RUN THE BASES
 GREAT SOUTHERN BANK \$2 DOLLAR HOT DOGS AND BRATWURSTS
 PURINA WOOF WEDNESDAY
 DRINK SPECIALS ALL GAME

- ARKANSAS TRAVELERS (ARK)
Seattle Mariners
- NW ARKANSAS NATURALS (NWA)
Kansas City Royals
- TULSA DRILLERS (TUL)
Los Angeles Dodgers
- WICHITA WIND SURGE (WCH)
Minnesota Twins
- AMARILLO SOD POODLES (AMA)
Arizona Diamondbacks
- CORPUS CHRISTI HOOKS (CC)
Houston Astros
- FRISCO ROUGHRIDERS (FRI)
Texas Rangers
- MIDLAND ROCKHOUNDS (MID)
Oakland Athletics
- SAN ANTONIO MISSIONS (SA)
San Diego Padres