



**SOD
POODLES
BASEBALL
CLUB**

NEWS & NOTES

HODGETOWN

715 S. BUCHANAN ST

AMARILLO, TEXAS 79101

806-803-7762

TWITTER: @SODPOODLES

Sod Poodles PR Department: Director, Cory Hilborne - CoryH@SodPoodles.com, 806-803-9614

Tulsa Drillers (54-52, 13-24)

RHP River Ryan (1-5, 2.96 ERA)

VS.

Amarillo Sod Poodles (56-50, 22-15)

RHP Luke Albright (7-5, 5.40 ERA)

Saturday, August 12, 2023 • 7:05 PM CT • ONEOK Field • Radio: KVWE-102.9 FM • Game 107 • Road Game 56

UPCOMING GAMES

DAY	DATE	OPPONENT	PROBABLE PITCHERS	TIME (CT)	RADIO
Sun	Aug 13	@ TUL	RHP Orlando Ortiz-Mayr	1:05 PM	KVWE-102.9 FM
Tues	Aug 15	vs ARK	TBA	7:05 PM	KVWE-102.9 FM
Wed	Aug 16	vs ARK	TBA	7:05 PM	KVWE-102.9 FM

SEASON RESULTS

Date	Site	Result
6/28	vs. TUL	W, 6-4
6/29	vs. TUL	W, 12-7
6/30	vs. TUL	L, 7-6 (13)
7/1	vs. TUL	W, 12-10
7/2	vs. TUL	PSTP
7/3 (1)	vs. TUL	W, 15-7
7/3 (2)	vs. TUL	W, 10-9
8/8	@ TUL	L, 7-4
8/9	@ TUL	W, 7-4
8/10	@ TUL	W, 7-4
8/11	@ TUL	L, 5-1
8/12	@ TUL	@ TUL
8/13	@ TUL	@ TUL

TULSA SERIES CAPSULE

2023 at Home: 5-1
2023 on Road: 2-2
All-Time at Home: 13-12
All-Time on Road: 11-12
All-Time Totals: 24-24

STREAKS

Last 5 Games: 2-3
Last 10 Games: 5-5
Longest 2023 Winning Streak: 7
Longest 2023 Losing Streak: 4 (2x)
All-Time W/L: 254-245

LEAGUE STANDINGS

TEXAS LEAGUE 2ND HALF

North (W-L-PCT-GB)			
NW ARKANSAS	19-17	.528	-
SPRINGFIELD	19-18	.514	0.5
WICHITA	17-20	.459	2.5
ARKANSAS	16-20	.444	3.0
TULSA	13-24	.351	6.5

South (W-L-PCT-GB)			
AMARILLO	22-15	.595	-
FRISCO	22-15	.595	-
CORPUS CHRISTI	19-18	.514	3.0
MIDLAND	19-18	.514	3.0
SAN ANTONIO	18-19	.486	4.0

OVERALL

North (W-L-PCT-GB)			
*ARKANSAS	61-44	.581	-
TULSA	54-52	.509	7.5
SPRINGFIELD	53-53	.500	8.5
NW ARKANSAS	48-57	.457	13.0
WICHITA	45-60	.429	16.0

South (W-L-PCT-GB)			
AMARILLO	56-50	.528	-
*SAN ANTONIO	55-51	.519	1.0
FRISCO	53-52	.505	2.5
CORPUS CHRISTI	52-54	.491	4.0
MIDLAND	51-55	.481	5.0

*Clinched 1st half

TEAM LEADERS

AVERAGE: .273 - Roberts
HITS: 93 - Vukovich
2B: 22 - Lawlar
TRIPLES: 7 - Roberts
HOME RUNS: 19 - Vukovich
RBI: 78 - Vukovich
OPS: .913 - Roberts
STOLEN BASES: 33 - Lawlar
SO (P): 122 - Albright
SAVES: 7 - Backhus
ERA: 4.34 - Backhus
WINS: 7 - Albright

ATTENDANCE

Last: 5,875
Total: 266,053
Average: 5,543
No. of Sellouts: 21

WE GON' BE ALBRIGHT: RHP Luke Albright enters this start at 7-5 with a 5.40 ERA in 21 starts this season. His seven wins rank third among all qualified D-backs' minor leaguers while his 122 strikeouts leads the organization. He also ranks eighth in BAA at .261 and his 5.40 ERA is ninth-best among qualified farm hands.

Albright has made one start this season against the Drillers, working 5.0 IP on June 30th where he allowed five hits and three runs (all earned) with eight strikeouts and a walk.

His opposition will be RHP River Ryan, who is 1-5 with a 2.96 ERA in 19 games, 17 starts. Like Albright, he has one previous appearance against Amarillo, where he owns a 1.80 ERA after going 5.0 IP while allowing four hits and an earned run. He allowed a solo shot to Caleb Roberts, the only XBH he allowed in his lone start against Amarillo.

CHASE FOR 30: D-backs' no. 9-rated prospect Ivan Melendez hit his 27th home run of the season on Tuesday night. He currently ranks fourth in all of Minor League Baseball this year in long balls, trailing Cardinals farmhand Luken Baker (32). His 27 home runs this year lead the system are rank T-20th all-time in D-backs' minor league history. Only 13 D-backs' minor leaguers have ever hit 30+ home runs in a single season as Melendez continues his quest to join that list by year's end. He ended the series opener in Tulsa 3-for-4 with two RBI.

Through his first 22 games in Double-A, the El Paso native is hitting .281 and is second all of Double-A in RBI (24), ranks 9th in SLG (.640), and is tied for first in home runs with nine since his arrival in Amarillo. He also ranks tied for fourth in total bases (57) and is tied for second in T-10th in XBH (13).

FIVE OR FEWER: Amarillo was held to five or fewer hits in consecutive games for just the third time this season. They had back-to-back five hits games on July 20-21 against Wichita and then two hits and four hits against Frisco on May 18-19. Friday marked the 19th time this season Amarillo has been limited to five or fewer hits. The Sod Poodles still lead the Texas League, hitting .269 collectively with the next closest team being the Springfield Cardinals who are hitting .259 this year. Amarillo ranks 12th in all of MiLB in team AVG, while Triple-A Reno leads the minors hitting .303 this season.

SO NICE HE DID IT TWICE: Caleb Roberts collected two of the three Amarillo hits on Friday night, going 2-for-3 with a double, run scored, and a walk. A night after seeing his season-long hit streak come to an end, Roberts started a new streak with his 23rd multi-hit effort of the season. He also reached base safely for the 11th straight game. Roberts currently leads the Texas League with his seven triples on the year while also ranking 4th in AVG (.273), T-5th in OPS (.913), and is ninth in XBH (39).

DON'T CRY BECAUSE IT'S OVER: Jordan Lawlar saw his nine-game hit streak and 28-game on-base streak come to an end after going 0-for-4 with a strikeout on Friday night. The 28-game on-base streak was the second-longest such streak in the Texas League this season.

FRI-NAY: The loss dropped Amarillo to 4-13 this year on Friday night games. The four wins are the fewest on any day of the normal Tuesday-Sunday schedule of games.

SOD POODLES BREAKDOWN

At Home: 28-23
On the Road: 28-27
Day Games: 7-6
Night Games: 48-44
vs. RHP: 46-42
vs. LHP: 10-8
First Half: 34-35
Second Half: 22-15
April: 11-10
May: 10-16
June: 15-10
July: 15-9
August: 5-5
September: 0-0
Monday: 2-0
Tuesday: 6-10
Wednesday: 11-6
Thursday: 8-9
Friday: 4-13
Saturday: 15-4
Sunday: 10-8

Scoring First: 30-21
Opponent Scoring First: 26-29
Extra Innings: 2-3
Doubleheaders: 6-2
Commit An Error: 31-30
Commit No Errors: 25-20
Walk-Off Wins: 4
Walk-Off Losses: 3

vs. North 1st Half: 7-5
vs. South 1st Half: 27-30
vs. North 2nd Half: 14-8
vs. South 2nd Half: 8-7

Scoring 4+ Runs: 48-32
Opp. Scoring 4+ Runs: 25-48
Scoring 3 Or Fewer Runs: 8-18
Opp. Scoring 3 Or Fewer Runs: 31-2
Out-Hit Opponent/Tie: 46-18
Out-Hit By Opponent: 10-32
Lead After 6: 41-10
Trail After 6: 8-38
Tied After 6: 7-2
Lead After 7: 46-6
Trail After 7: 4-41
Tied After 7: 5-3
Lead After 8: 45-2
Trail After 8: 1-44
Tied After 8: 4-4

Series (W-L-T): 6-5-7

Game 1: 7-12
Game 2: 13-5
Game 3: 9-10
Game 4: 6-11
Game 5: 13-3
Game 6: 8-8
Series Sweeps: 1
Series Been Swept: 0



STARTING PITCHER



#30 LUKE ALBRIGHT - RHP

HEIGHT: 6'4"

WEIGHT: 215

B/T: R/R

AGE: 23 (12/13/1999 in Fishers, IN)

21 G

7-5

122/60 K/BB

5.40 ERA

LAST WIN: 8/1/23 vs CC

LAST SAVE: None

LONGEST 2023 OUTING: 6.0 IP (5x, Last: 7/26 @ MID)

LAST HOME RUN ALLOWED: 8/1/2023 vs. CC (Zach Dezenzo, 1st inning, 2-Run)

CAREER VS. TUL: 1 G, 0-0, 5.40 ERA, 5.0 IP, 5 H, 3 R, 3 ER, HR, 8 K, BB

- Selected by the Arizona Diamondbacks in the 6th round of the 2021 MLB draft out of Kent State (Kent, OH).
- Spent the 2022 campaign (26 GS) in High-A Hillsboro, posting a 6-10 record and a 5.49 ERA (75 ER, 123.0 IP) while punching out 130 batters (9.5 K/9).
- While with Hillsboro (4/10-9/10/22), he held the crown for strikeouts, games started and innings pitched while holding the two (2) spot for wins among qualified club mates.
- Among D-Backs minor leaguers, his 130 punch outs last season was good for 4th best, his six (6) wins was tied 7th (25 GS), his 112 hits were the 2nd least allowed (120.0 IP), his 1.472 WHIP was the 7th lowest (120.0 IP) and his 9.5 K/9 is good for 3rd best (120.0 IP).
- Through his first 21 starts, he ranks ninth among all qualified pitchers in the D-backs farm system with his 5.40 ERA while his .261 BAA ranks 8th. He leads the organization in strikeouts (22) while his seven wins are the third most among D-backs farm hands in 2023.
- Set a career-high with 10 strikeouts on Aug. 5, 2023 against the Corpus Christi Hooks...Is the most strikeouts by an Amarillo pitcher this year.

CAREER STATS

YEAR	TEAM	W-L	ERA	G	GS	CG	SHO	IP	H	R	ER	HR	HB	BB	SO	WP	GIDP	BAA
2021	Visalia (A-)	2-0	3.47	6	6	0	0	23.1	21	10	9	3	1	11	22	2	3	.247
2022	Hillsboro (A+)	6-10	5.49	26	26	0	0	123.0	125	80	75	17	9	56	130	13	4	.262
2023	Amarillo (AA)	7-5	5.40	21	21	0	0	96.2	98	63	58	9	3	60	122	5	2	.261
MINOR LEAGUE TOTALS		15-15	5.26	53	53	0	0	243.0	244	153	142	29	13	127	274	20	9	.260

2023 HIGHS

INNINGS: 6.0 IP (5x, Last: 7/26 @ MID)
 HITS: 9 (6/17 vs. SA)
 RUNS: 7 (2x, Last: 6/17 vs. SA)
 EARNED RUNS: 6 (2x, Last: 6/17 vs. SA)
 STRIKEOUTS: 10 (8/1 vs CC)
 WALKS: 5 (4/20 @ NWA)
 HOME RUNS: 2 (3x, Last: 6/23 @ CC)
 WINNING STREAK: 2 (3x, Last: 7/26-8/1)
 LOSING STREAK: 2 (7/14-20)
 SHORTEST START: 2.0 IP (4/20 @ NWA)
 PITCHES THROWN: 100 (2x, Last: 7/26 @ MID)

CAREER HIGHS

INNINGS: 7.0 IP (7/7/22 vs. EUG (HIL))
 HITS: 9 (6/17/23 vs. SA)
 RUNS: 7 (3x: Last: 6/17/23 vs. SA)
 EARNED RUNS: 6 (5x: Last: 6/17/23 vs. SA)
 STRIKEOUTS: 10 (8/1/23 vs CC)
 WALKS: 5 (2x: Last: 4/20/23 @ NWA)
 HOME RUNS: 2 (7x: Last: 6/23/23 @ CC)
 WINNING STREAK: 2 (4x: Last: 7/26 @ MID - 8/1 vs CC)
 LOSING STREAK: 2 (2x, Last: 7/14-20/23)
 SHORTEST START: 2.0 IP (2x: Last: 4/20/23 @ NWA)
 PITCHES THROWN: 100 (2x, Last: 7/26/23 @ MID)

2023 SPLITS

VS. RIGHT: .294/.382/.478, 67 H, 16 2B, 3B, 8 HR, 40 RBI, 78 K, 31 BB
 VS. LEFT: .211/.341/.313, 31 H, 8 2B, 2 3B, HR, 11 RBI, 44 K, 29 BB
 HOME: 10 G, 2-4, 8.21 ERA, 41.2 IP, 42 R, 38 ER, 51 H, 7 HR 53 K, 30 BB
 ROAD: 11 G, 5-1, 3.27 ERA, 55.0 IP, 20 ER, 47 H, 69 K, 30 BB
 W/ RISP: .231/.333/.364, 28 H, 7 2B, 3 HR, 42 RBI, 46 K, 20 BB
 DAY: 2 GS, 2-0, 11.0 IP, 5 H, 2 R, 2 ER, 14 K, 8 BB
 NIGHT: 19 GS, 5-5, 85.2 IP, 61 R, 56 ER, 93 H, 9 HR 108 K, 52 BB
 TEAM W/L IN STARTS: 11-10

OPPOSING STARTER - RHP RIVER RYAN (1-5, 2.96 ERA)

CAREER VS. AMA: 1 G, 0-0, 1.80 ERA, 5.0 IP, 4 H, ER, HR, 3 K, 3 BB

BATTER-PITCHER MATCH-UPS (ACTIVE ROSTER, 2023)






SOD POODLES VS. RIVER RYAN:

PLAYER	H	AB	AVG	XBH	HR	RBI	BB	SO
Vukovich, A	1	1	1.000	0	0	0	1	0
Roberts, C	1	2	.500	1	1	1	0	0
Tawa, T	0	2	.000	0	0	0	0	2
Castillo, N	0	2	.000	0	0	0	0	1
Beer, S	0	2	.000	0	0	0	0	0
De Los Santos, D	0	2	.000	0	0	0	0	0
Lawlar, J	0	3	.000	0	0	0	0	0

DRILLERS VS. LUKE ALBRIGHT:

PLAYER	H	AB	AVG	XBH	HR	RBI	BB	SO
Cartaya, D	1	2	.500	1	1	2	0	1
Diaz, Y	0	2	.000	0	0	0	0	2
Vargas, I	0	2	.000	0	0	0	0	2
Alcantara, I	0	2	.000	0	0	0	0	1
Vivas, J	0	2	.000	0	0	0	1	1
Gauthier, A	0	3	.000	0	0	0	0	0



 Traded to the Arizona Diamondbacks from the Toronto Blue Jays on Sept. 1, 2021 along with LHP Yaifer Perdomo as the PTBNL in the Joakim Soria trade
 Currently ranked as the D-backs' no. 26 rated prospect (MLB Pipeline)
 Hit just two home runs during his first two professional seasons in the Blue Jays system (74 games)...**Has hit 10 in 171 games with ARI.**
 **Has a hit in 12 of his first 17 Double-A games with 5 XBH...**First 3-hit night with Amarillo on July 29 at Midland.
 **Ranks in the top 10 in the D-backs farm system this year in: 2B (21, 5th), hits (97, 5th), AVG (.301, 7th), XBH (33, 9th), total bases (150, T-9th), and SLG (.466, 10th).**

#5 NICK DALESANDRO - OF					2023 HIGHS: Hits - 3, Runs - 2, RBI - 3, HR - 1, 2B - 1, 3B - 1, BB - 2, K - 3, SB - 2														
HEIGHT: 5'11"			WEIGHT: 175		B/T: R/R			AGE: 26 (10/3/1996 in Joliet, IL)					2023 SPLITS:						
G	AVG	OBP	SLG	AB	R	H	2B	3B	HR	RBI	BB	SB/ATT	SO	V. RHP	V. LHP	HOME	AWAY	RISP	
51	.229	.306	.301	153	22	35	4	2	1	12	17	14/17	40	.226	.241	.274	.188	.237	
LAST GAME: 1-for-4, K						LAST HOME RUN: 7/4 @ SPR off Hence (Solo)							CURRENT HITTING: 1						
TUL SERIES:						LAST MULTI-HIT GAME: 7/8 (2) @ SPR (2-for-4)							SEASON LONG HITTING: 13						
CC SERIES: 1-for-8, 4 K													CURRENT ON-BASE: 1						
													SEASON-LONG ON-BASE: 13						

- 🐾 Logged 42 combined games across three levels in 2019, hitting .256 (34-for-133), ending the year with a hit in 15 of his final 19 games played.
- 🐾 Played the entire 2021 season with High-A Hillsboro with 57 games behind the plate (53 GS), 15 games in RF (14 GS), and three games in LF (2 GS), hitting his first career HR on 6/9 vs TRI, an inside-the-park HR.
- 🐾 Posted his first 3-hit game in 2023 on June 15 vs SA....First 3-hit game since June 4, 2022 vs MID.
- 🐾 Hit his first home run of the 2023 season on July 4 @ SPR...Was just his fourth professional home run and third out of the park home run.
- 🐾 Logged the longest hit streak of his professional career with his 13-game stretch from May 28 - July 4....Previous career-long was nine games.

#13 DEYVISON DE LOS SANTOS - INF										2023 HIGHS: Hits - 3, Runs - 2, RBI - 3, HR - 1, 2B - 2, 3B - 1, BB - 2, K - 3, SB - 1														
HEIGHT: 6'1"					WEIGHT: 185					B/T: R/R					AGE: 20 (6/21/1993 in Santo Domingo, Dominican Republic)					2023 SPLITS:				
G	AVG	OBP	SLG	AB	R	H	2B	3B	HR	RBI	BB	SB/ATT	SO	V. RHP	V. LHP	HOME	AWAY	RISP						
85	.233	.285	.358	335	46	78	10	1	10	40	23	3/3	90	.233	.233	.283	.179	.263						
LAST GAME: 0-for-4, R, RBI						LAST HOME RUN: 8/2 vs CC off Gaither (2-Run)						CURRENT HITTING: 0												
TUL SERIES: 3-for-13, 2B, RBI, 3 R, K						LAST MULTI-HIT GAME: 8/8 @ TUL (2-for-4)						SEASON LONG HITTING: 12												
CC SERIES: 4-for-20, HR, 2B, 2 RBI, BB, 2 R, 7 K												CURRENT ON-BASE: 0												
												SEASON-LONG ON-BASE: 16												

- 🐾 Is currently ranked as the D-backs' no.6-rated prospect
- 🐾 Named the NWL Player of the Week (7/31/22), MiLB.com Organization All-Star (2022) and Single-A Postseason All-Star (Baseball America).
- 🐾 Won the batting title in the California League in 2022, hitting .329 in 78 games played for Visalia despite a promotion to Hillsboro on July 22, 2022.
- 🐾 Had a season-high 12-game hit streak (6/29 - 7/25) that included seven multi-hit games during the streak...Had a 14-game streak from 7/8-28/22
- 🐾 Since returning to the active roster on July 14th, he is hitting .307 (27-for-88) with six doubles, three home runs, a triple, and 13 RBI.
- 🐾 Has been named D-backs' MiLB Player of the Month three times: June (2022), July (2022), July (2023).

#11 JORDAN LAWLAR - INF										2023 HIGHS: Hits - 3, Runs - 4, RBI - 4, HR - 1, 2B - 2, 3B - 1, BB - 2, K - 4, SB - 3												
HEIGHT: 6'2"					WEIGHT: 190		B/T: R/R		AGE: 21 (7/17/2002 in Carrollton, TX)					2023 SPLITS:								
G	AVG	OBP	SLG	AB	R	H	2B	3B	HR	RBI	BB	SB/ATT	SO	V.RHP	V.LHP	HOME	AWAY	RISP				
88	.261	.365	.472	345	77	90	22	3	15	48	47	33/37	89	.241	.373	.287	.236	.223				
LAST GAME: 0-for-4, K										LAST HOME RUN: 8/4 vs CC off Gusto (Solo)							CURRENT HITTING: 0					
TUL SERIES: 5-for-15, 2 2B, 3 RBI, 4 R, 4 SB, 2 K										LAST MULTI-HIT GAME: 8/10 @ TUL (2-for-2)							SEASON LONG HITTING: 9					
CC SERIES: 8-for-23, 2 HR, 2B, 5 RBI, 9 R, BB, 5 K																	CURRENT ON-BASE: 0					
																	SEASON-LONG ON-BASE: 28					

- 🐾 Made his professional debut on 8/21/21 after being selected 6th overall in the 2021 MLB Draft out of Jesuit High School (Dallas).
- 🐾 Currently ranked as the D-backs' no. 1-rated prospect and the no. 10 overall prospect by MLB Pipeline.
- 🐾 Appeared in 100 games across four levels in 2022, hitting .303 (18 2B, 7 3B, 16 HR) with 62 RBI and 57 walks.
- 🐾 Hit .278 (10-for-36) with a double, triple, two home runs, and seven RBI in 11 games in the Arizona Fall League in 2022... Broken Scapula ended his AFL.
- 🐾 Was hitting .162 through his first 32 games in 2023...In 56 games since May 23, he is hitting .311 (18 2B, 2 3B, 10 HR) with 60 runs scored and 32 RBI.
- 🐾 Was named to the 2023 SiriusXM MLB All-Star Futures Game
- 🐾 Hit Amarillo's fifth ever inside the park home run, doing so in game one of the DH on July 3 vs TUL...First ITP HR since Luis Basabe (6/19/21 vs WCH)

#43 IVAN MELENDEZ - INF					2023 HIGHS: Hits - 3, Runs - 3, RBI - 4, HR - 2, 2B - 1, 3B - 1, BB - 1, K - 4, SB --																			
HEIGHT: 6'3"					WEIGHT: 225					B/T: R/R					AGE: 23 (1/24/2000 in El Paso, TX)					2023 SPLITS:				
G	AVG	OBP	SLG	AB	R	H	2B	3B	HR	RBI	BB	SB/ATT	SO	V. RHP	V. LHP	HOME	AWAY	RISP						
22	.281	.337	.640	89	17	25	3	1	9	24	4	0/1	34	.241	.600	.294	.263	.250						
LAST GAME: 0-for-4, 2 K						LAST HOME RUN: 8/8 @ TUL off A. Ortiz-Mayr (2-Run)								CURRENT HITTING: 0										
TUL SERIES: 3-for-16, HR, 2 RBI, R, 2 BB, 5 K						LAST MULTI-HIT GAME: 8/8 @ TUL (3-for-4)								SEASON LONG HITTING: 7										
CC SERIES: 7-for-25, 2 HR, 7 RBI, 4 R, BB, 9 K														CURRENT ON-BASE: 0										
														SEASON-LONG ON-BASE: 7										

- 🐾 Selected by the Arizona Diamondbacks in the 2nd round (#43 overall) of the 2022 MLB Draft out of the University of Texas.
- 🐾 Currently ranked as the D-backs' no. 9-rated prospect
- 🐾 Began 2023 with High-A Hillsboro where he hit .270 in 58 games while setting the Hops single-season franchise-record with 18 HR...Was named NWL Player of the Week on June 25 after becoming the first Hops player to hit for the Cycle at Ron Tonkin Field on June 23 vs Everett.
- 🐾 Currently leads the D-backs' system with 27 HR and is 4th in all MiLB... hit a HR in each of his first three games (4 total) in Double-A.
- 🐾 Since arriving in Amarillo on July 14th, is T-1st for the most HR (9) and 2nd in RBI (24), 4th in TB (57), 9th in SLG (.640), and T-10th in XBH (13) in AA.
- 🐾 Became just the second Amarillo player with more than one multi-HR game this season (A.J. Vukovich) doing so in his first seven games with Amarillo.

#7 CALEB ROBERTS - OF										2023 HIGHS: Hits - 4, Runs - 3, RBI - 4, HR - 2, 2B - 2, 3B - 1, BB - 4, K - 4, SB - 1														
HEIGHT: 6'1"					WEIGHT: 195					B/T: L/R					AGE: 23 (2/9/2000 in West Palm Beach, FL)					2023 SPLITS:				
G	AVG	OBP	SLG	AB	R	H	2B	3B	HR	RBI	BB	SB/ATT	SO	V. RHP	V. LHP	HOME	AWAY	RISP						
73	.273	.375	.538	275	59	75	17	7	14	51	43	11/13	90	.282	.216	.336	.215	.300						
LAST GAME: 2-for-3, 2B, R, BB										LAST HOME RUN: 8/6 vs CC, off Macuare (Solo)										CURRENT HITTING: 1				
TUL SERIES: 5-for-15, 2 2B, 3 RBI, 3 R, 3 BB, 3 K										LAST MULTI-HIT GAME: 8/11 @ TUL (2-for-3)										SEASON LONG HITTING: 9				
CC SERIES: 11-for-24, 2 HR, 2 2B, 3B, 4 RBI, 5 R, BB, 8 K																				CURRENT ON-BASE: 11				
																				SEASON-LONG ON-BASE: 19				

- 🐾 Had a season-high nine game hit streak, where he is hit .400 (16-for-40, 2 HR, 3 2B, 3B, 7 RBI, 3 BB, 8 R) from June 28-August 9
- 🐾 Became the first Sod Poodle to ever homer in four straight games, doing so from June 30 - July 3...Has hit 11 home runs since June 25 (34 G) including his first career grand slam on July 3...It was Amarillo's second in 2023, and the 13th overall in franchise-history.
- 🐾 Logged the second multi-HR game of his professional career on July 15 vs Frisco...Set his single-season career-high for HR during the performance.
- 🐾 Was named Texas League Player of the Week for June 26 - July 2 after hitting .438 (7-for-16) with 3 HR, 2 2B, 4 RBI, 3 BB, .550 OBP, 1.125 SLG vs Tulsa.
- 🐾 Set a career-high with a four-hit game on August 1 vs. CC where he fell a home run shy of the cycle...His seven triples currently leads the league.

TEAM BATTING

OVERALL

AVG	G	AB	R	H	TB	2B	3B	HR	RBI	BB	SO	SB	CS	OBP	SLG	OPS
.269	106	3589	639	967	1655	199	27	145	592	400	997	143	42	.350	.461	.811

MONTHLY

APRIL	.260	21	718	120	187	307	33	6	25	112	79	214	35	8	.336	.428	.764
MAY	.236	26	845	123	199	319	41	5	23	114	95	231	33	9	.318	.378	.696
JUNE	.296	25	883	170	261	443	52	8	38	158	95	232	32	10	.375	.502	.877
JULY	.283	24	788	166	223	419	53	7	43	152	94	222	31	11	.370	.532	.902
AUGUST	.273	10	355	60	97	167	20	1	16	56	37	98	12	4	.350	.470	.820
SEPTEMBER	-	-	-	-	-	-	-	-	-	-	-	-	-	-	-	-	-

HOME VS. ROAD

HOME	.303	51	1737	361	526	955	105	12	100	343	165	482	73	14	.372	.550	.922
ROAD	.238	55	1852	278	441	700	94	15	45	249	235	515	70	28	.331	.378	.709

SITUATIONAL SPLITS

	AVG	G	AB	H	TB	2B	3B	HR	RBI	BB	SO	OBP	SLG	OPS
VS RIGHT	.270	106	3003	811	1401	173	21	125	506	344	836	.353	.467	.820
VS LEFT	.266	53	586	156	254	26	6	20	86	56	161	.334	.433	.767
W/ RISP	.278	106	1055	293	498	63	11	40	443	154	314	.371	.472	.843
TEAM IS AHEAD	.256	82	1392	357	589	90	11	40	218	164	387	.345	.423	.768
TEAM IS BEHIND	.285	82	1446	412	696	67	8	67	256	164	396	.365	.481	.846

HOME RUNS

MULTI-RBI GAMES

MULTI-HIT GAMES

PLAYER	SOLO	2R	3R	GS	TOTAL	2	3	4	5+	TOTAL	2	3	4	5+	TOTAL
Beer	6	2			8	9	1			10	11	2	2		15
Bliss	8	3	1		12	8	3			11	23	12			35
Carrion						1				1					
Castillo	6	2	3		11	3	3	1		7	9	4			13
Centeno	1				1	3				3	12	2			14
Chen	1				1										
D'Orazio											3	1			4
Dalesandro	1				1		1			1	6	2			8
De Los Santos	3	6	1		10	5	3			8	19	4			23
Del Castillo	6	4	2		12	5	3	2		10	16	1			17
Duzenack	4		1	1	6	7	3	1		11	10	6			16
English	4	1	1		6	3	1	1		5	5				5
Enriquez						3				3	4	1	1		6
Guzman		1			1	1	1			2	1	1			2
Lawlar	6	7	2		15	6	2	1		9	20	4			24
Melendez	5	3	1		9	3	2	2		7	6	2			8
Roberts	8	4	1	1	14	9	3	1		13	19	3	1		23
Tawa	9	4	2	1	16	8	3		2	13	20	4			24
Vicuña	1		2		3		2			2		1	1		2
Vukovich	11	3	3	2	19	5	7	4	2	18	17	7			24
Watkins						1				1					
TOTALS:	80	40	20	5	145	80	38	13	4	135	200	57	5	0	262

HOME RUN VARIANTS

WALK-OFF HR (1): Beer (8/5 vs CC, 9th inning, solo)

BACK-TO-BACK HR (6): English/Vukovich (4/16 vs. CC, 7th inning); Roberts/Vukovich (6/3 (1) vs. SPR, 6th inning); Del Castillo/De Los Santos (6/13 vs SA, 7th inning); Beer/Roberts (7/1 vs TUL, 6th inning); Lawlar/Vukovich (7/3 (1) vs TUL, 1st inning); Roberts/Melendez (7/23 vs WCH, 1st inning);

MUTLI-HR GAMES (5): Melendez (2x, 7/18 vs WCH, 7/23 vs WCH); Vukovich (6/10 @ MID); Tawa (6/29 vs TUL); Roberts (7/15 vs FRI)

THREE-HR GAMES (1): Vukovich (7/3 (1) vs TUL)

EXTRA-INNING HR (0):

GRAND SLAMS (5): Vukovich (2x, 6/4 vs. SPR, 5th inning; 8/2 vs CC, 4th inning); Roberts (7/3 (2) vs TUL, 5th inning); Tawa (7/9 @ SPR, 3rd inning); Duzenack (7/30 @ MID, 7th inning)

INSIDE-THE-PARK HR (1): Lawlar (7/3 (1) vs TUL, 1st inning)

PINCH-HIT HR (0):

HR IN CONSECUTIVE GAMES (18): Vukovich (4x: 5/5-6 @CC; 6/1-6/3 G1 vs SPR; 6/17-18 vs SA; 7/21-22 vs WCH); Del Castillo (3x: 5/30-31 vs. SPR; 6/8-10 @ MID; 7/8 @ SPR); Bliss (2x: 5/5-6 @ CC; 6/10 @MID - 6/13 vs SA); Tawa (2x: 5/28 @ SA - 5/30 vs. SPR; 6/3/4 vs. SPR); Roberts (2x: 6/25 @ CC, 6/28 vs TUL; 6/30-7/1 vs TUL) Lawlar (4/15 vs. CC - 4/18 @ NWA); English (4/23 @ NWA - 4/25 vs. FRI); Melendez (7/14-15 vs FRI); Castillo (7/15-16 vs FRI); De Los Santos (7/18-19 vs WCH)

HR IN THREE CONSECUTIVE GAMES: (2): Melendez (7/14-15 vs FRI, 7/18 vs WCH); Castillo (7/15-16 vs FRI, 7/18 vs WCH)

HR IN FOUR CONSECUTIVE GAMES (1): Roberts (6/30 - 7/3 vs TUL)

LEAD OFF HR (9): Bliss (6x: 4/27 vs. FRI; 5/10 vs. MID; 5/18 @ FRI; 6/10 @ MID; 6/13 vs SA; 6/22 @ CC); Tawa (6/4 vs. SPR); Duzenack (6/11 @ MID); Vicuña (8/5 vs CC)

STARTS BY BATTING ORDER (TEAM RECORD)										STARTS BY POSITION (TEAM RECORD)								
PLAYER	1	2	3	4	5	6	7	8	9	C	1B	2B	3B	SS	LF	CF	RF	DH
Beer			3-1	30-17	1-3						28-19							6-2
Bliss	32-36											26-29		5-5				2-2
Carrion									1-0						1-0			
Castillo						1-1	7-6	15-22	11-6		2-3				4-4	5-7	21-14	2-7
Centeno		1-2	2-1	0-2		5-0	7-4	9-8	4-6	19-12								9-11
Chen									2-0			2-0						
D'Orazio							2-1	3-3	4-4	7-5								2-3
Dalesandro							2-2	5-1	17-19	0-1					4-2	14-17	6-2	
De Los Santos				10-9	12-20	21-8	2-3				11-12		33-25					1-3
Del Castillo		1-0	0-2	4-4	16-8	4-10	6-8			17-24								14-8
Duzenack	12-5	3-1				0-2	2-4	4-4	5-0			6-5	3-6	7-3	6-1	2-1	2-0	
English			7-5	1-0	1-1		1-0	1-1			8-3				1-2			2-2
Enriquez	1-1	0-1	4-8	0-1	1-0	1-0	3-7	7-2	2-6							2-0	15-24	2-2
Guzman							2-3		2-2						3-4		1-1	
Lawlar	4-1	42-41												43-40				2-2
Melendez			1-0	5-6	6-4						4-2		6-8					2-0
Roberts	5-2	7-2	8-14	1-1	2-4	3-5	12-5	0-1		13-8	2-5				14-14		2-4	7-3
Tawa	1-4	2-3		1-1	11-6	13-17	10-7	7-4				20-14	1-4		8-7	10-11	4-3	2-2
Vicuña	1-1							5-4	6-5			2-2	4-1	1-2	2-5		3-0	0-1
Vukovich			31-19	4-9	6-4	8-7					1-6		9-6		12-10	23-14	2-1	2-2
Watkins									2-2						1-1		0-1	1-0

8+ GAME HITTING STREAKS (CURRENT IN BOLD)		
PLAYER	LENGTH / DATES	STREAK STATS
Castillo	14 G, 6/4-28	.352 (19-for-54), 3 HR, 2 2B, 3B, 12 RBI, 12 R, 4 SB
Dalesandro	13 G, 5/28-7/4	.409 AVG (18-for-44), HR, 2 2B, 2 3B, 5 RBI, 4 BB, 6 SB, 10 R
De Los Santos	12 G, 6/29-7/25	.408 (20-for-49), 2 HR, 2 2B, 3B, 11 RBI, 10 R, BB
Duzenack	12 G, 6/15-7/4	.449 AVG (22-for-49) 5 2B, 3 HR, 14 RBI, 13 R, 4 BB
English	12 G, 4/19-5/2	.370 AVG (17-for-46), 6 2B, 4 HR, 16 RBI, 7 BB, 8 R
Vukovich	11 G, 4/29-5/16	.348 AVG (16-for-46), 3 2B, 3 HR, 3B, 9 RBI, BB, 9 R
Bliss	10 G, 4/6-4/19	.438 AVG (21-for-48), 3 2B, 2 3B, HR, 8 RBI, 8 R
Del Castillo	10 G, 5/19-5/31	.406 AVG (13-for-32), 2 2B, 2 HR, 8 RBI, 9 BB, 7 R
Tawa	10 G, 5/28-6/15	.395 AVG (15-for-38), 4 HR, 2 2B, 10 RBI, 3 BB, 6 R
Bliss	9 G, 6/8-18	.395 AVG (17-for-43), 3 HR, 4 2B, 3B, 13 RBI, 10 R
Bliss	9 G, 5/23-6/3	.357 AVG (15-for-42), 2B, 3B, 2 BB, 3 RBI, 6 SB, 8 R
Bliss	9 G, 5/4-5/14	.459 (17-for-37), 4 2B, 4 HR, 8 RBI, 4 BB, 10 R, 3 SB
Lawlar	9 G, 7/30-8/10	.385 AVG (15-for-39), 3 2B, 2 HR, 9 RBI, 13 R, 4 BB
Lawlar	9 G, 6/6-15	.410 AVG (16-for-39), 2 HR, 4 2B, 3B, 4 RBI, 4 BB, 14 R
Lawlar	9 G, 5/23-6/3	.389 AVG (14-for-36), 3 2B, 2 HR, 3 BB, 6 RBI, 3 SB, 6 R
Roberts	9 G, 7/28-8/9	.400 AVG (16-for-40), 2 HR, 3 2B, 3B, 7 RBI, 8 R, 3 BB
Bliss	8 G, 6/28-7/6	.424 AVG (14-for-33), 6 2B, HR, 4 RBI, 7 BB, 9 SB, 11 R

MULTI-RUN INNINGS		
RUNS	NO. OF TIMES	LAST
2	73	8/9 @ TUL, 2nd inning
3	33	8/10 @ TUL, 8th inning
4	24	8/6 vs CC, 5th inning
5	9	8/1 vs CC, 5th inning
6	8	8/2 vs CC, 4th inning
7	5	6/29 vs TUL, 1st inning
8+	-	

SCORE BY INNING												
	1	2	3	4	5	6	7	8	9	10	11+	TOTAL
OPP	83	62	81	73	90	91	71	44	39	2	3	638
AMA	81	64	75	67	75	65	101	71	35	3	2	639

ERRORS BY POSITION		
POSITION	SOD POODLES	OPPONENT
C	12	9
1B	7	11
2B	14	8
3B	17	13
SS	11	15
LF	2	3
CF	3	3
RF	3	3
P	9	13
TOTAL	78	78

CATCHER'S BOX (W/L BASED ON STARTS)						
PLAYER	CS	SB	ATT	CS %	PB	W-L
Centeno	8	28	36	.222	3	19-12
D'Orazio	6	12	18	.333	1	7-5
Dalesandro	0	4	4	.000	0	0-1
Del Castillo	14	38	52	.269	7	17-24
Roberts	7	25	32	.219	5	13-8
TOTAL	35	107	142	.246	16	56-50

TEAM FIELDING						
%	G	PO	A	E	DP	PB
.979	106	2754	876	78	65	16

NOTABLE GAMES



AMARILLO HAVE 5 OR FEWER HITS		
DATE	HITS	OPPONENT
4/15	4	CC
4/20	4	@NWA
4/22	3	@NWA
4/27	5	FRI
5/2	5	@CC
5/4	2	@CC
5/12	5	MID
5/14 (G2)	4	MID
5/16	2	@FRI
5/18	2	@FRI
5/19	4	@FRI
5/21	4	@FRI
5/26	5	@SA
6/20	4	@CC
7/8 (1)	5	@ SPR
7/20	5	vs WCH
7/21	5	vs WCH
8/10	5	@ TUL
8/11	3	@ TUL
TOTAL: 19 (6 HOME, 13 ROAD)		

OPPONENTS HAVE 5 OR FEWER HITS		
DATE	HITS	OPPONENT
4/7	3	@FRI
4/19	2	@NWA
4/20	4	@NWA
4/27	5	FRI
5/2	3	@CC
5/3	5	@CC
5/4	5	@CC
5/14 (G1)	2	MID
5/21	3	@FRI
5/26	5	@SA
5/27	2	@SA
5/30	3	SPR
6/1	5	SPR
6/3 (G2)	4	SPR
6/7	3	@MID
6/11	3	@ MID
6/24	5	@ CC
6/25	5	@ CC
7/15	5	vs FRI
7/16	3	vs FRI
8/3	5	vs CC
8/9	4	@ TUL
TOTAL: 22 (8 HOME, 14 ROAD)		

AMARILLO HAVE 10 OR MORE RUNS		
DATE	RUNS	OPPONENT
4/12	13	CC
4/14	10	CC
4/26	12	FRI
4/29	11	FRI
5/5	12	@CC
5/14 (G1)	10	MID
6/8	12	@MID
6/10	13	@ MID
6/13	15	vs SA
6/29	12	vs TUL
7/1	12	vs TUL
7/3 (1)	15	vs TUL
7/3 (2)	10	vs TUL
7/15	11	vs FRI
7/18	10	vs WCH
8/2	11	vs CC
TOTAL: 16 (13 HOME, 3 ROAD)		

OPPONENTS HAVE 10 OR MORE RUNS		
DATE	RUNS	OPPONENT
4/6	12	@FRI
4/12	10	CC
4/14	13	CC
4/16	11	CC
4/18	16	@NWA
4/26	11	FRI
4/28	12	FRI
4/30	12	FRI
5/6	12	@CC
5/9	11	MID
5/11	16	MID
5/14 (G2)	13	MID
5/17	10	@FRI
5/23	14	@SA
5/31	13	SPR
6/10	10	@MID
6/15	11	vs SA
6/16	12	vs SA
6/18	11	vs SA
6/20	12	@CC
7/1	10	vs TUL
7/23	12	vs WCH
7/28	10	@ MID
8/2	13	vs CC
8/6	14	vs CC
TOTAL: 25 (17 HOME, 8 ROAD)		

EXTRA INNING GAMES (5) 2-3

DATE	OPP	RESULT	SCORE	W	L	S	TIME
4/20	@NWA	W (10)	3-2	Otanez, M (1-0)	Biasi, D (1-1)	Rice, J (1)	3:08
4/26	FRI	W (10)	12-11	Workman, B (1-0)	Church, M (0-1)	-	3:24
5/20	@FRI	L (10)	8-7	Kelly, A (2-0)	Stumpo (0-1)	-	3:26
6/3 (G1)	SPR	L (8)	5-4	Roycroft, C (1-0)	Backhus, K (0-1)	Granillo, A (2)	2:26
6/30	TUL	L (13)	7-6	Fisher, B (5-1)	Grammes, C (2-2)	-	3:42

PINCH HITTER TOTALS

PLAYER	DATE	SITUATION	RESULT
Watkins	5/9	Bot 8, 2 outs	Triple
Tawa	6/30	Bot 8, 1 out	Sac Fly
Beer	6/30	Bot 11, 0 out	Sac Fly
Vicuña	7/20	Bot 9, 0 out	E 9

DOUBLEHEADERS (4) 6-2

DATE	OPP	RESULT	SCORE	W	L	S	TIME
5/14 (1)	MID	W	10-1	Albright, L (2-2)	Ginn, J (0-2)	-	1:40
5/14 (2)	MID	L	13-1	Tomioka, S (1-0)	Hill, J (0-3)	-	2:32
6/3 (1)	SPR	L (8)	5-4	Roycroft, C (1-0)	Backhus, K (0-1)	Granillo, A (2)	2:26
6/3 (2)	SPR	W	6-1	Olivero, D (2-4)	Hernandez, K (5-2)	-	1:39
7/3 (1)	TUL	W	15-7	Olivero, D (5-5)	Casparius, B (0-3)	-	1:54
7/3 (2)	TUL	W	10-9	Montes De Oca, C (1-1)	Sublette, R (1-3)	Green, J (4)	2:26
7/8 (1)	@ SPR	W	4-3	Hill, J (3-4)	Pereira, W (5-5)	Pope, A (1)	2:07
7/8 (2)	@ SPR	W	7-6	Backhus, K (4-3)	Pope, B (1-2)	Green, J (5)	2:16

SHUTOUTS (7) 5-2

DATE	OPP	RESULT	SCORE	W	L	S	TIME
4/19	@NWA	W	5-0	Jarvis, B (2-1)	Veneziano, A (1-1)	-	2:29
4/21	@NWA	L	5-0	Hoffmann, A (2-1)	Hill, J (0-1)	-	2:26
4/22	@NWA	L	5-0	Marsh, A (1-0)	Patrick, C (0-3)	-	2:14
5/3	@CC	W	3-0	Pope, A (1-0)	Kouba, R (1-1)	Backhus, K (4)	2:15
5/27	@SA	W	1-0	Patrick, C (2-5)	Snider, D (0-3)	-	2:30
6/7	@MID	W	4-0	Green, J (1-0)	Cusick, R (3-3)	-	2:35
7/16	vs FRI	W	8-0	Lin, Y (1-0)	Bremer, N (0-1)	-	2:24

WALK-OFF WINS

DATE	SCORE	GAME-WINNING PLAY
4/26	12-11 (10th)	Lawlar RBI-double
6/1	3-2 (7th)	Duzenack two RBI Single
8/3	4-3	Roberts RBI-double
8/5	8-7	Beer solo HR

#14 KYLE BACKHUS - LHP

2023 HIGHS: IP - 2.0, K - 4, BB - 2, H - 5, R - 5, ER - 5

HEIGHT: 6'4"

WEIGHT: 185

B/T: L/L

AGE: 25 (1/31/1998 in New Waverly, TX)

36 G

5-4

8/12 SV/SVO

57/21 K/BB

4.34 ERA

OVERALL: 36 G, 24 GF, 47.2 IP, 50 H, 23 ER, 6 HR, 57 K, 21 BB **AUGUST:** 3 G, 1-1, 5.40 ERA, 3 GF, SV, BS, 5.0 IP, 6 H, 3B, 3 R, 3 ER, 7 K, BB
LAST 10 G: 2-2, 3.46 ERA, 2 SV, 7 GF, 13.0 IP, 16 H, 5 ER, 15 K, 7 BB **VS. TUL:** 3 G, 2-0, 1.50 ERA, 2 GF, SV, 6.0 IP, 5 H, ER, HR, 7 K, BB

Named as a D-backs Organization All-Star last season by MiLB.com
 Allowed no earned runs in 30 of his 40 appearances in 2022 and logged his season high 2.0 IP 11 separate times.
 From 5/14-8/26/2022 (34.2 IP), he held his opponent to 0 earned runs in 22 out of 26 straight appearances, allowing just seven (7) earned runs total (1.84 ERA)
 Ranks second in the D-backs' organization in saves (14) since the start of the 2022 season.

2023 SPLITS

VS. RHB: .285/.345/.477, 37 H, 5 HR, 6 2B, 18 RBI, 40 K, 11 BB
HOME: 17 G, 3-3, 7.06 ERA, 3 SV, 21.2 IP, 25 H, 18 R, 17 ER, 6 HR, 28 K, 12 BB
W/ RISP: .211/.237/.351, 12 H, HR, 3 2B, 3B, 18 RBI, 19 K, BB

VS. LHB: .210/.329/.323, 13 H, 4 2B, HR, 7 RBI, 17 K, 10 BB
AWAY: 19 G, 2-1, 2.08 ERA, 14 GF, 5 SV, 26.0 IP, 25 H, 6 ER, 29 K, 9 BB

RECENT APPEARANCES

DATE	DEC	P-S	IP	H	R	ER	HR	BB	SO	IR/S
6/28	W (2)	32-21	2.0	3	1	1	0	1	0	0/0
7/1	W (3)	45-26	2.0	1	0	0	0	1	1	0/0
7/4	L (3) BS (3)	29-20	1.0	0	3	2	0	1	1	0/0
7/8 (2)	W (4)	18-10	1.0	0	0	0	0	2	1	0/0
7/15	ND	12-8	1.0	1	0	0	0	1	1	0/0
7/19	S (7)	23-15	1.1	1	0	0	0	1	1	0/0
7/23	ND	18-12	1.0	1	0	0	0	0	3	2/2
7/28	ND	34-26	1.2	3	0	0	0	0	0	0/0
7/30	ND	19-12	1.0	1	0	0	0	0	0	0/0
8/2	L (4) BS (4)	33-25	2.0	5	3	3	0	0	2	0/0
8/5	W (5)	21-13	1.0	0	0	0	0	1	2	0/0
8/10	S (8)	23-18	2.0	1	0	0	0	0	3	0/0

LAST WIN: 8/5/23 vs CC

LAST LOSS: 8/2/23 vs CC

LAST SAVE: 8/10/23 @ TUL

#38 CONOR GRAMMES - RHP

2023 HIGHS: IP - 3.1, K - 5, BB - 4, H - 4, R - 3, ER - 2

HEIGHT: 6'1"

WEIGHT: 200

B/T: R/R

AGE: 26 (7/13/1997 in McLean, VA)

20 G

3-2

0/2 SV/SVO

43/20 K/BB

3.52 ERA

OVERALL: 20 G, 2 HLD, 5 GF, 30.2 IP, 27 H, 12 ER, 4 HR, 43 K, 20 BB **AUGUST:** 2 GS, 0-0, 6.75 ERA, 5.1 IP, 3 H, 5 R, 4 ER, 2 HR, 8 K, 3 BB
LAST 10 G: 1-1, 3.18 ERA, 4 GS, 17.0 IP, 17 H, 6 ER, 3 HR, 27 K, 7 BB **VS. TUL:** 3 G, 0-1, 4.50 ERA, GS, GF, 4.0 IP, 2 H, 4 R, 2 ER, 6 K, 4 BB

Selected by the Arizona Diamondbacks 5th round of the 2019 MLB draft out of Xavier University (Cincinnati, OH).
 In games where he logged at least 2.0 innings on the bump (6 G) in 2022, he also posted his most single-game strikeouts, encompassing both of his five (8/4 & 8/13) and four K (8/9 & 8/30) performances.
 Across a 12 game stretch, he logged at least two strikeouts in all but one relief appearances from 7/15-9/3/22 (19.0 IP), logging 36 total punch outs (17.1 K/9) across the stretch.

2023 SPLITS

VS. RHB: .141/.278/.188, 9 H, 3 2B, 5 RBI, 30 K, 11 BB, 79 PA
HOME: 10 G, 2-2, 3.45 ERA, 15.2 IP, 14 H, HR, 6 ER, 22 K, 13 BB
W/ RISP: .189/.319/.270, 7 H, 14 RBI, HR, 12 K, 7 BB, 47 PA

VS. LHB: .383/.482/.638, 18 H, 4 HR, 15 RBI, 13 K, 9 BB, 56 PA
AWAY: 10 G, 1-0, 3.60 ERA, 2 GS, 2 HLD, 2 GF, 15.0 IP, 13 H, 3 HR, 6 ER, 21 K, 7 BB

RECENT APPEARANCES

DATE	DEC	P-S	IP	H	R	ER	HR	BB	SO	IR/S
6/22	BS (2)	27-14	0.2	2	3	2	1	1	2	0/0
6/28	ND	23-12	1.0	0	0	0	0	1	2	0/0
6/30	L (2)	15-9	1.0	1	1	0	0	1	1	0/0
7/5	ND	22-12	1.1	1	0	0	0	1	1	2/0
7/9	ND	19-13	1.0	2	2	2	1	0	3	0/0
7/15	ND	17-12	1.0	3	0	0	0	1	2	0/0
7/19	W (3)	31-18	1.1	1	0	0	0	1	2	3/2
7/23	ND	37-23	2.0	1	0	0	0	0	5	--
7/26	ND	12-8	1.0	1	0	0	0	0	1	0/0
7/29	ND	46-32	3.0	4	1	0	0	0	4	--
8/3	ND	60-37	3.1	2	2	2	1	1	5	--
8/9	ND	43-26	2.0	1	3	2	1	2	3	--

LAST WIN: 7/19/23 vs. WCH

LAST LOSS: 6/30/23 vs. TUL

LAST SAVE: 5/21/23 @ EUG (A+)

#35 DILLON LARSEN - LHP

2023 HIGHS: IP - 3.0, K - 2, BB - 4, H - 2, R - 5, ER - 5

HEIGHT: 6'5"

WEIGHT: 230

B/T: R/L

AGE: 24 (7/9/1998 in Ellensburg, WA)

5 G

0-0

0/0 SV/SVO

8/13 K/BB

7.27 ERA

OVERALL: 5 G, 8.2 IP, GF, 5 H, 7 R, 7 ER, 8 K, 13 BB **AUGUST:** 3 G, 0-0, 10.50 ERA, 6.0 IP, 4 H, 7 ER, 6 K, 10 BB
LAST 10 G: 0-0, 7.27 ERA, GF, 8.2 IP, 5 H, 7 ER, 8 K, 13 BB **VS. TUL:** 1 G, 0-0, 7.71 ERA, GF, 2.1 IP, 2 H, 2 R, 2 ER, 2 K, 3 BB

Signed by the Arizona Diamondbacks as a minor league free agent on May 13, 2022 out of Central Washington University.
 From 7/12-9/3/2022, he allowed just four earned runs across 12 relief appearances (18.2 IP), good for a 1.99 ERA.
 Appeared in 25 games with High-A Hillsboro in 2023, going 1-4 with a 4.54 ERA over 41.2 IP with 55 K and 38 BB.
 Across seven total Double-A appearances with Amarillo over the last two years is 0-1 with a 7.24 ERA (10 H, 11 ER, 12 K, 17 BB)

2023 SPLITS

VS. RHB: .174/.367/.261, 4 H, 2 2B, 3 RBI, 4 K, 6 BB, 30 PA
HOME: 4 G, 0-0, 7.11 ERA, 6.1 IP, 3 H, 5 ER, 6 K, 10 BB
W/ RISP: .176/.440/.235, 3 H, 2B, 5 RBI, 6 K, 8 BB, 25 PA

VS. LHB: .125/.533/.125, H, 2 RBI, 4 K, 7 BB, 15 PA
AWAY: 1 G, 0-0, 7.71 ERA, GF, 2.1 IP, 2 H, 2 R, 2 ER, 2 K, 3 BB

RECENT APPEARANCES

DATE	DEC	P-S	IP	H	R	ER	HR	BB	SO	IR/S
4/26	ND	10-5	0.1	0	0	0	0	1	0	3/1
4/28	ND	37-20	2.1	1	0	0	0	2	2	2/1
8/3	ND	49-25	3.0	0	0	0	0	3	2	0/0
8/6	ND	42-20	0.2	2	5	5	0	4	2	2/2
8/11	ND	46-27	2.1	2	2	2	0	3	2	1/0

LAST WIN: 6/24/23 vs EVE (A+)

LAST LOSS: 6/9/23 vs SPO (A+)

LAST SAVE: 8/28/22 @ VAN (A+)

#24 - LHP WILL MABREV

2023 HIGHS: IP - 3.0, K - 2, BB - 2, H - 3, R - 2, ER - 2

HEIGHT: 6'0"

WEIGHT: 185

B/T: L/L

AGE: 22 (9/23/00 in Cookeville, TN)

8 G

2-0

2/2 SV/SVO

11/7 K/BB

3.00 ERA

OVERALL: 8 G, GS, 2 GF, 2 HLD, 12.0 IP, 6 H, 4 R, 4 ER, 2 HR, 11 K, 7 BB **AUGUST:** 3 G, 1-0, 1.93 ERA, GS, GF, SV, 4.2 IP, H ER, HR, 4 K, 4 BB
LAST 10 G: 2-0, 3.00 ERA, GS, 2 GF, 2 HLD, 12.0 IP, 6 H, 4 R, 4 ER, 2 HR, 11 K, 7 BB **VS. TUL:** 1 G, 1-0, 0.00 ERA, 3.0 IP, 2 K, 2 BB

Selected by the Arizona Diamondbacks in the 6th round of the 2022 MLB Draft out of the University of Tennessee
 Following the draft, was placed on the 60-day IL
 Made his professional debut on April 6, 2023 with Low-A Visalia...In 9 games, went 2-0 with a 3.95 ERA over 13.2 IP
 Appeared in 18 games with High-A Hillsboro going 1-1 with a 2.33 ERA over 27.0 IP and had 31 K to just five walks.

2023 SPLITS

VS. RHB: .111/.273/.333, 3 H, 2 HR, 2 RBI, 5 K, 5 BB, 34 PA
HOME: 5 G, 0-0, 4.50 ERA, 2/2 SVO, HLD, 6.0 IP, 5 H, 3 ER, 2 HR, 6 K, 5 BB
W/ RISP: .063/.154/.063, H, RBI, 3 K, BB, 14 PA

VS. LHB: .214/.313/.286, 3 H, 2B, RBI, 6 K, 2 BB, 16 PA
AWAY: 3 G, 2-0, 1.50 ERA, 6.0 IP, H, ER, 5 K, 2 BB

RECENT APPEARANCES

DATE	DEC	P-S	IP	H	R	ER	HR	BB	SO	IR/S
7/14	ND	20-9	1.0	0	0	0	0	1	1	0/0
7/18	S (1)	19-15	2.0	1	0	0	0	0	2	2/0
7/21	H (1)	31-17	1.1	3	2	2	1	2	1	0/0
7/25	ND	20-13	1.0	1	1	1	0	0	1	0/0
7/29	W (1)	20-13	2.0	0	0	0	0	0	2	0/0
8/1	S (2)	14-9	1.0	1	1	1	1	0	1	0/0
8/5	ND	33-17	0.2	0	0	0	0	2	1	--
8/9	W (2)	47-29	3.0	0	0	0	0	2	2	0/0

LAST WIN: 8/9/23 @ TUL

LAST LOSS: 6/3/23 @ EVE (A+)

LAST SAVE: 8/1/23 vs CC

#40 CHRISTIAN MONTES DE OCA - RHP

2023 HIGHS: IP - 2.1, K - 3, BB - 2, H - 5, R - 4, ER - 3

HEIGHT: 6'4"

WEIGHT: 230

B/T: R/R

AGE: 23 (8/30/1999 in Santo Domingo, Dominican Republic)

31 G

1-2

3/5 SV/SVO

37/19 K/BB

4.64 ERA

OVERALL: 31 G, 7 HLD, 13 GF, 42.2 IP, 38 H, 22 ER, 6 HR, 37 K, 19 BB **AUGUST:** 3 G, 0-0, 1.69 ERA, SV, 5.1 IP, 4 H, 2 HR, 3 R, ER, 5 K, BB
LAST 10 G: 0-1, 3.52 ERA, 4 GF, HLD, SV, 15.1 IP, 16 H, 4 HR, 6 ER, 13 K, 4 BB **VS. TUL:** 3 G, 1-0, 1.50 ERA, GF, SV, 6.0 IP, 3 H, R, ER, HR, 6 K, BB, HB

Allowed runs in just two of his 10 games with Low-A Visalia to begin his professional career in 2022.
 Made his professional debut on 4/21/2022 vs. San Jose tossing two scoreless innings where he struck out five batters.
 Was a perfect 13-for-13 in save opportunities, tied for the most in the Diamondbacks farm system in 2022.
 By April's end, he earned a 1.02 WHIP and a .139 BAA (5-for-36) in seven relief appearances (10.2 IP).
















2023 SPLITS

VS. RHB: .183/.227/.327, 19 H, 4 HR, 2B, 3B, 11 RBI, 28 K, 5 BB
HOME: 15 G, 1-0, 5.32 ERA, 22.0 IP, 23 H, 3 HR, 13 ER, 20 K, 10 BB
W/ RISP: .306/.364/.429, 15 H, 3 2B, HR, 18 RBI, 16 K, 4 BB

VS. LHB: .333/.458/.526, 19 H, 5 2B, 2 HR, 15 RBI, 9 K, 14 BB
AWAY: 16 G, 0-2, 3.92 ERA, 9 GF, 6 HLD, 2 SV, 20.2 IP, 15 H, 9 ER, 3 HR, 17 K, 9 BB

RECENT APPEARANCES

DATE	DEC	P-S	IP	H	R	ER	HR	BB	SO	IR/S
6/30	ND	20-14	2.0	0	0	0	0	0	1	0/0
7/3 (2)	W (1)	38-24	2.0	2	1	1	1	1	3	0/0
7/6	L (2) BS (2)	27-17	1.0	3	4	3	1	2	0	0/0
7/9	H (7)	33-21	2.0	2	0	0	0	0	1	0/0
7/15	ND	18-14	2.0	0	0	0	0	0	1	0/0
7/20	ND	19-14	1.0	1	0	0	0	0	1	0/0
7/23	ND	33-26	2.0	4	2	1	0	0	2	1/1
7/27	ND	9-6	1.0	0	0	0	0	0	1	0/0
7/30	ND	24-15	1.0	2	2	1	1	0	2	0/0
8/2	ND	24-14	1.1	3	3	1	2	1	1	1/1
8/5	ND	22-15	2.0	0	0	0	0	0	2	0/0
8/9	S (3)	22-18	2.0	1	0	0	0	0	2	0/0

#41 MICHEL OTANEZ - RHP 2023 HIGHS: IP - 2.0, K - 4, BB - 3, H - 3, R - 5, ER - 5						RECENT APPEARANCES													
HEIGHT: 6'4"		WEIGHT: 218		B/T: R/R		AGE: 26 (7/3/1997 in Villa La Mata, Dominican Republic)													
20 G	3-2	0/4 sv/svo	38/17 K/BB	5.84 ERA															
OVERALL: 20 G, 3 GF, 4 HLD, 24.2 IP, 21 H, 16 ER, 2 HR, 38 K, 17 BB						AUGUST: 4 G, 1-0, 3.00 ERA, HLD, BS, 6.0 IP, 3 H, 2 R, 2 ER, HR, 9 K, 4 BB													
LAST 10 G: 2-1, 8.31 ERA, 2 GF, 2 HLD, 13.0 IP, 13 H, 12 ER, 16 K, 12 BB						VS. TUL: 3 G, 1-0, 9.82 ERA, GF, BS, 3.2 IP, 3 H, 4 R, 4 ER, 7 K, 6 BB													
 Entering his 6th professional season, having been in professional ball since his 2016 debut season in the Mets system.																			
 During his debut season, he posted a 1-1 record with a 4.64 ERA across five starts in the Dominican Summer League.																			
 This year marks the first year being apart of the D-backs organization, being signed as a minor league free agent on November 14, 2022.																			
 Through his first five appearances this season, he posted a 3.00 ERA (2 ER, 6.0 IP) with a 5.5 K:BB (11 K, 2 BB).																			
2023 SPLITS		VS. RHB: .230/.356/.328, 14 H, 3 2B, HR, 7 RBI, 27 K, 10 BB HOME: 10 G, 1-0, 4.05 ERA, 3 GF, 2 HLD, 13.1 IP, 14 H, HR, 6 ER, 17 K, 11 BB W/ RISP: .156/.308/.219, 5 H, 2 2B, 11 RBI, 15 K, 6 BB										VS. LHB: .226/.385/.419, 7 H, 3 2B, HR, 7 RBI, 11 K, 7 BB AWAY: 10 G, 2-2, 7.94 ERA, 11.1 IP, 7 H, 10 ER, HR, 21 K, 6 BB, 2 HB				LAST WIN: 8/10/23 @ TUL LAST LOSS: 7/25/23 @ MID LAST SAVE: 8/23/22 vs. WOR (AAA)			
#31 JAKE RICE - LHP 2023 HIGHS: IP - 2.0, K - 5, BB - 3, H - 3, R - 5, ER - 5						RECENT APPEARANCES													
HEIGHT: 6'1"		WEIGHT: 220		B/T: L/L		AGE: 26 (7/19/1997 in Birmingham, AL)													
29 G	3-0	2/2 sv/svo	37/27 K/BB	9.11 ERA															
OVERALL: 29 G, HLD, 8 GF, 27.2 IP, 21 H, 28 ER, 3 HR, 37 K, 27 BB, 7 HB						AUGUST: 2 G, 1-0, 3.00 ERA, GF, 3.0 IP, 3 H, HR, ER, 6 K, BB													
LAST 10 G: 1-0, 5.73 ERA, GF, 11.0 IP, 9 H, 7 ER, HR, HB, 16 K, 13 BB						VS. TUL: 1 G, 0-0, 0.00 ERA, 2.0 IP, H, 3 K													
 Made his professional and Low-A debut on 8/18/2021 and tossed 3.2 innings of relief, allowing just one (1) hit and punching out six (6).																			
 During his time in Hillsboro in 2022 (4/9-5/22), tied 1st in wins (3) and 2nd in game appearances (11) among qualified club mates.																			
 From 8/12-9/16/2022 (AMA), he held his opponent scoreless in eight (8) out of 10 straight relief appearances (9.2 IP), allowing just four (4) earned runs and punching out 10 in the process (3.91 ERA).																			
 Set a season-high with 2.0 IP and five strikeouts of the Corpus Christi Hooks on August 5.																			
2023 SPLITS		VS. RHB: .234/.425/.438, 15 H, 4 2B, 3 HR, 17 RBI, 25 K, 17 BB, 5 HB HOME: 16 G, 2-0, 5.87 ERA, 15.1 IP, 12 H, 10 R, 10 ER, 2 HR, 20 K, 14 BB W/ RISP: .323/.532/.484, 10 H, 2 2B, HR, 20 RBI, 9 K, 14 BB, HB										VS. LHB: .162/.367/.189, 6 H, 2B, 6 RBI, 12 K, 10 BB, 2 HB AWAY: 13 G, 1-0, 13.14 ERA, 12.1 IP, 9 H, 18 ER, HR, 17 K, 13 BB, 6 HB				LAST WIN: 8/3/23 vs. CC LAST LOSS: 8/24/21 vs. RC (A-) LAST SAVE: 5/19/23 @ FRI			
#25 MITCHELL STUMPO - RHP 2023 HIGHS: IP - 2.1, K - 4, BB - 4, H - 4, R - 3, ER - 3						RECENT APPEARANCES													
HEIGHT: 6'2"		WEIGHT: 205		B/T: R/R		AGE: 26 (6/17/1996 in Raleigh, NC)													
25 G	1-2	-/- sv/svo	47/29 K/BB	7.07 ERA															
OVERALL: 25 G, 3 HLD, 7 GF, 28.0 IP, 28 H, 25 R, 22 ER, 4 HR, 47 K, 29 BB						AUGUST: 3 G, 0-0, 6.23 ERA, HLD, 4.1 IP, 5 H, 3 R, 3 ER, HR, 8 K, 2 BB													
LAST 10 G: 0-0, 7.20 ERA, GF, HLD, 10.0 IP, 9 H, 8 R, 8 ER, HR, 20 K, 10 BB						VS. TUL: 3 G, 0-0, 4.50 ERA, HLD, 4.0 IP, H, 2 R, 2 ER, HR, 8 K, 5 BB													
 Signed by the Arizona Diamondbacks as a minor league free agent on 7/2/2019 out of Guilford College (Guilford, NC).																			
 In his debut season from 8/8-8/30, appeared in seven straight games (9.0 IP) without allowing a run, conceding just two hits, a plunk and three walks while fanning 12 for a 12.0 K/9 and a 4.0 strikeout to walk ratio.																			
 Last season with Triple-A Reno, he finished the season with a 1.34 WHIP and a 10.6 K/9 (51 K, 43.1 IP)																			
2023 SPLITS		VS. RHB: .242/.378/.348, 16 H, HR, 4 2B, 13 RBI, 25 K, 13 BB HOME: 12 G, 1-0, 6.14 ERA, 14.2 IP, 13 H, 10 ER, 2 HR, 24 K, 17 BB W/ RISP: .250/.475/.300, 10 H, 2 2B, 19 RBI, 18 K, 17 BB										VS. LHB: .273/.459/.523, 12 H, 3B, 3 HR, 11 RBI, 22 K, 16 BB AWAY: 13 G, 0-2, 8.10 ERA, 13.1 IP, 15 H, 15 R, 12 ER, 2 HR, 23 K, 12 BB				LAST WIN: 5/31/23 vs. SPR LAST LOSS: 6/23/23 @ CC LAST SAVE: 4/12/23 vs. SAC (AAA)			
#29 RAFFI VIZCAINO - RHP 2023 HIGHS: IP - 2.0, K - 6, BB - 3, H - 2, R - 3, ER - 3						RECENT APPEARANCES													
HEIGHT: 6'0"		WEIGHT: 237		B/T: R/R		AGE: 27 (12/2/1995 in Sabana Grande, Dominican Republic)													
17 G	0-1	2/3 sv/svo	28/13 K/BB	4.95 ERA															
OVERALL: 17 G, 8 GF, 2 HLD, 20.0 IP, 18 H, 13 R, 11 ER, 5 HR, 28 K, 13 BB						AUGUST: 4 G, 0-0, 1.59 ERA, GF, HLD, 5.2 IP, 5 H, R, ER, HR, 6 K, 2 BB													
LAST 10 G: 0-1, 1.98 ERA, 4 GF, 2 HLD, SV, 13.2 IP, 9 H, 3 R, 3 ER, 3 HR, 14 K, 6 BB						VS. TUL: 3 G, 0-0, 18.00 ERA, 2.0 IP, 5 H, 6 R, 4 ER, 2 K, 3 BB													
 Entering his ninth professional season after taking a one year hiatus for the 2022 campaign, professionally debuting back in 2013.																			
 During his debut 2013 season, he posted a 3.80 ERA across 11 game starts (47.1 IP) while punching out 41 batters.																			
 This season will be his first in the yellow city and the third season that he spends time at the Double-A level.																			
 In his most recent season (2021), he logged a 5.40 ERA (24 ER, 40.0 IP) in 32 relief appearances (2 GS).																			
2023 SPLITS		VS. RHB: .278/.358/.574, 15 H, 4 HR, 2 2B, 3B, 10 RBI, 21 K, 7 BB HOME: 10 G, 0-0, 5.68 ERA, 4 GF, HLD, 12.2 IP, 13 H, 10 R, 8 ER, 3 HR, 20 K, 10 BB W/ RISP: .222/.286/.389, 4 H, HR, 6 RBI, 7 K, 2 BB										VS. LHB: .143/.333/.286, 3 H, HR, RBI, 7 K, 6 BB AWAY: 7 G, 0-1, 3.68 ERA, 4 GF, 2/3 SVO, 7.1 IP, 5 H, 3 R, 3 ER, 2 HR, 8 K, 3 BB				LAST WIN: 4/28/23 vs. SUG (AAA) LAST LOSS: 7/5/23 @ SPR LAST SAVE: 7/9 @ SPR			

STARTERS:	W/L	Quality	IP	H	R	ER	HR	BB	SO	ERA
	26-31	17	466.0	499	330	302	68	253	453	5.83
RELIEVERS:	W/L	SV/OPP	IP	H	R	ER	HR	BB	SO	ERA
	30-19	25/45	452.0	422	308	273	64	274	531	5.44

PITCHER STARTS: Albright (21), Hill (20), Patrick (19), Olivero (17), Bain (7), Lin (5), Grammes (4), Solomon (4), Tineo (4), Jarvis (3), Davies (1), Mabrey (1)

QUALITY CONTROL														
STARTING PITCHER	TOTAL STARTS	QUALITY STARTS	6-6.2 IP (3 ER)	6-6.2 IP (2 ER)	6-6.2 IP (1 ER)	6-6.2 IP (0 ER)	7-7.2 IP (3 ER)	7-7.2 IP (2 ER)	7-7.2 IP (1 ER)	7-7.2 IP (0 ER)	8-9 IP (3 ER)	8-9 IP (2 ER)	8-9 IP (1 ER)	8-9 IP (0 ER)
ALBRIGHT	21	5	1	1	2	1	-	-	-	-	-	-	-	-
BAIN	7	1	1	-	-	-	-	-	-	-	-	-	-	-
DAVIES	1	-	-	-	-	-	-	-	-	-	-	-	-	-
GRAMMES	4	-	-	-	-	-	-	-	-	-	-	-	-	-
HILL	20	2	-	-	-	-	-	-	1	1	-	-	-	-
JARVIS	3	-	-	-	-	-	-	-	-	-	-	-	-	-
LIN	5	2	-	-	-	1	-	1	-	-	-	-	-	-
MABREY	1	-	-	-	-	-	-	-	-	-	-	-	-	-
OLIVERO	17	1	-	-	1	-	-	-	-	-	-	-	-	-
PATRICK	19	6	2	1	-	2	-	-	-	1	-	-	-	-
SOLOMON	4	-	-	-	-	-	-	-	-	-	-	-	-	-
TINEO	4	-	-	-	-	-	-	-	-	-	-	-	-	-
-	-	-	-	-	-	-	-	-	-	-	-	-	-	-
-	-	-	-	-	-	-	-	-	-	-	-	-	-	-

TEAM PITCHING																			
OVERALL																			
	W	L	ERA	G	CG	SHO	SV	SVO	IP	H	R	ER	HR	HB	BB	IBB	SO	WHIP	AVG
	56	50	5.64	106	0	5	25	45	918.0	921	638	575	132	61	527	4	984	1.58	.260
MONTHLY																			
APRIL	11	10	6.02	21	0	1	6	7	187.0	189	141	125	23	10	114	1	221	1.62	.260
MAY	10	16	5.86	26	0	2	4	8	219.2	216	157	143	26	14	140	1	235	1.62	.258
JUNE	15	10	5.33	25	0	1	5	11	221.0	217	141	131	39	22	110	1	217	1.48	.257
JULY	15	9	5.16	24	0	1	7	13	202.1	220	131	116	27	9	103	0	210	1.60	.276
AUGUST	5	5	6.14	10	0	0	3	6	88.0	79	68	60	17	6	60	1	101	1.58	.236
SEPTEMBER	-	-	-	-	-	-	-	-	-	-	-	-	-	-	-	-	-	-	-
HOME VS. ROAD TEAM PITCHING																			
	W	L	ERA	G	CG	SHO	SV	SVO	IP	H	R	ER	HB	BB	SO	WHIP	AVG		
HOME	28	23	6.37	51	0	1	10	17	451.0	482	352	319	29	280	486	1.69	.272		
ROAD	28	27	4.93	55	0	4	15	28	467.0	439	286	256	32	247	498	1.47	.249		
PITCHING STREAKS (NO EARNED RUNS)																			

CONSECUTIVE SCORELESS INNINGS										CONSECUTIVE SCORELESS APPEARANCES									
PLAYER	LENGTH (IP) - DATES			STREAK STATS						PLAYER	LENGTH - DATES			STREAK STATS					
Patrick	16.2 - 7/19-30			3 GS, 14 K, 10 H, 2 BB						Green	12 G, 6/3-7/8			8 H, 13 K, 4 BB, 58 BF					
Green	15.1 - 6/3-7/8			12 G, 8 H, 13 K, 4 BB						Backhus	9 G - 5/18-6/11			10 H, 14 K, 4 BB, HB					
Hill	14.1 - 7/15-27			3 GS, 6 H, 13 K, 4 BB						Saalfrank	8 G - 5/7-5/30			3 H, 17 K, 5 BB, HB					
Saalfrank	12.1 - 5/4-5/30			9 G, 3 H, 18 K, 5 BB, HB						Backhus	6 G, 7/8-30			7 H, 7 K, 5 BB					
Patrick	11.1 - 5/21-6/3			3 GS, 3 H, 12 K, 4 BB						Pope	6 G - 5/26 - 6/16			4 H, 11 K, 35 BF					
Backhus	10.2 - 5/18-6/11			9 G, 10 H, 14 K, 4 BB, HB						Backhus	6 G - 4/15-5/3			2 H, 2 BB, 9 K					
Pope	10.1 - 5/26-6/20			7 G, 4 H, 13 K, 2 BB, HB						Grammes	5 G, 7/15-29			10 H, 14 K, 2 BB, HBP					
Backhus	9.1 - 4/12-5/6			8 G, 4 H, 12 K, 2 BB						Vizcaino	5 G, 7/27-8/6			3 H, 10 K, 4 BB					
Grammes	9.1 - 7/15-8/3			6 G (3 GS), 11 H, 15 K, 2 BB, HBP						Rice	4 G, 6/3-15			H, 3 K, 2 BB, HB					
Backhus	7.2 - 7/8-8/2			7 G, 8 H, 7 K, 5 BB						Grammes	3 G, 6/28-7/5			2 H, 4 K, 3 BB					
Lin	7.2 - 7/22-28			2 GS, 4 H, 9 K, BB, HBP						Larsen	3 G, 4/26-8/3			H, 4 K, 6 BB					
Vizcaino	7.2 - 7/23-8/6			5 G, 3 H, 10 K, 4 BB						Montes De Oca	3 G, 7/9-20			3 H, 3 K, BB					
Hill	7.1 - 4/8-4/15			2 GS, 6 H, 9 K, 4 BB, HBP						Montes De Oca	3 G, 6/8-30			2 K, 2 BB					
Lin	6.2 - 7/16-22			2 GS, 2 H, 8 K, 2 BB						Otanez	3 G, 8/1-6			2 H, 5 K, 2 BB					

EJECTIONS

PLAYER/COACH	DATE/LOCATION	UMPIRE	REASON
Shawn Roof	4/30, HODGETOWN vs. FRI	HP Jarrod Moehlmann	Arguing call
Shawn Roof	5/20, Riders Field @ FRI	3B Steven Rios Jr.	Arguing call
Shawn Roof	6/9, Momentum Bank Ballpark @ MID	3B Sean Sparling	Checked swing
Jamison Hill	6/18, HODGETOWN vs SA	1B Steven Rios Jr.	Words
Shawn Roof	6/18, HODGETOWN, vs SA	HP Malcom Smith	Arguing call
Juan Centeno	6/30, HODGETOWN, vs TUL	HP Jarrod Moehlmann	Arguing call
Tom Gorzelanny	7/28, Momentum Bank Ballpark @ MID	HP Chris Murphy	Balls/Strikes
Shawn Roof	8/4, HODGETOWN, vs CC	HP Ty Krauss	Arguing Balk

AWARDS

PLAYER/COACH	AWARD	DATES	STATS
Bryce Jarvis	TEX Pitcher of the Week	4/17-4/23/2023	W, 5.0 IP, 0 H, 8 K, 4 BB
Ryan Bliss	Texas League Player of the Month	April	.410 AVG (34-for-83), 2 HR, 14 RBI, 17 R, 18 G
Chad Patrick	TEX Pitcher of the Week	5/22-5/28/2023	W, 7.0 IP, 2 H, 6 K, 2 BB
Ryan Bliss	Texas League Player of the Month	May	.361 AVG (35-for-97), 5 HR, 13 RBI, 21 R, 23 G
Andrew Saalfrank	Amarillo Player of the Month	May	9 C, 1-0, 1.42 ERA, 12.2 IP
Ryan Bliss	Amarillo Player of the Month	May	.361 AVG (35-for-97), 5 HR, 13 RBI, 21 R, 23 G
Caleb Roberts	TEX Player of the Week	6/28-7/2	.438 (7-for-16) 3 HR, 22B, 4 RBI, 3 BB, 1.675 OPS

2023 MILESTONES ON THE HORIZON

NAME	MILESTONE	TO MEET
Jordan Lawlar	Most Single-Season HR	2

2023 MILESTONES REACHED

NAME	MILESTONE	DATE
Luke Albright	150 Career IP	4/7 @ FRI
Ryan Bliss	150 Career Hits	4/14 vs. CC
A.J. Vukovich	150 Career RBI	4/16 vs. CC
Tim Tawa	150 Career Hits	4/16 vs. CC
A.J. Vukovich	150 Career RBI	4/16 vs. CC
Andrew Saalfrank	100 Career Strikeouts	4/20 @ NWA
Jamison Hill	150 Career Strikeouts	4/21 @ NWA
Austin Pope	200 Career Strikeouts	4/21 @ NWA
Austin Pope	200 Career IP	6/24 @ CC
Devison De Los Santos	150 Career RBI	4/26 vs. FRI
Jackson Goddard	150 Career Strikeouts	4/28 vs. FRI
Deyni Olivero	400 Career IP	4/29 vs. FRI
Tristin English	250 Career Hits	4/29 vs. FRI
Adrian Del Castillo	100 Career Hits	4/30 vs. FRI
A.J. Vukovich	250 Career Hits	5/4 @ CC
Michel Otanez	250 Career Strikeouts	5/17 @ FRI
Ryan Bliss	200 Career Hits	5/28 @ SA
Ryan Bliss	100 Career RBI	6/17 vs SA
Kyle Backhus	100 Career IP	6/1 vs. SPR
Deyni Olivero	300 Career Strikeouts	6/3 (2) vs. SPR
Jordan Lawlar	150 Career Hits	6/3 (1) vs. SPR
Josh Green	250 Career Strikeouts	6/14 vs SA
Jeff Bain	500 Career Strikeouts	7/3 (2) vs TUL
Tim Tawa	Most Single-Season HR	14, 7/15 vs FRI
Caleb Roberts	Most Single-Season HR	10, 7/15 vs FRI
Jordan Lawlar	100 Career RBI	7/16 vs FRI
A.J. Vukovich	Most Single-Season HR	18, 7/22 vs WCH
Seth Beer	450 Career MiLB Hits	7/22 vs WCH
Kyle Backhus	150 Career Strikeouts	7/28 @ MID
Austin Pope	250 Career Strikeouts	7/29 @ MID
Chad Patrick	150 Career Strikeouts	7/30 @ MID

SOD POODLES vs. LEAGUE IN 2023 (REGULAR SEASON)

NORTH DIVISION	OVERALL	HOME	AWAY	SOUTH DIVISION	OVERALL	HOME	AWAY
Arkansas	0-0	0-0	0-0	Corpus Christi	11-13	6-6	5-7
NW Arkansas	3-3	0-0	3-3	Frisco	9-9	5-4	4-5
Springfield	7-5	4-2	3-3	Midland	11-7	2-4	9-3
Tulsa	7-3	5-1	2-2	San Antonio	4-8	2-4	2-4
Wichita	4-2	4-2	0-0	---			

SOD POODLES vs. LEAGUE ALL-TIME (REGULAR SEASON)

NORTH DIVISION	OVERALL	HOME	AWAY	SOUTH DIVISION	OVERALL	HOME	AWAY
Arkansas	11-14	6-6	5-8	Corpus Christi	52-50	26-20	26-30
NW Arkansas	18-14	8-5	10-9	Frisco	46-49	27-26	19-23
Springfield	20-17	10-8	10-9	Midland	56-43	26-23	30-20
Tulsa	24-24	13-12	11-12	San Antonio	27-29	12-12	15-17
Wichita	14-10	7-5	7-5	---			

SOD POODLES OFFENSE

Most Runs, Game: 15 (7/3 (2) vs TUL)
Most Runs, Inning: 7 (5x: Last: 6/29 vs. TUL, 1st inning)
Most Hits, Game (Team): 18 (3x: Last: 6/8 @ MID)
Most Hits, Game (Indiv.): 4 (5x: Last: Vicuña, 8/5 vs CC)
Fewest Hits, Game: 2 (3x: Last: 5/18 @ FRI)
Most Hits, Inning: 8 (5/5 @ CC, 3rd inning)
Most HRs, Game (Team): 5 (3x, Last: 7/15 vs FRI)
Most HRs, Game (Indiv.): 3 (Vukovich, 7/3 (1) vs TUL)
Most HR, Inning (Team): 3 (2x, Last: 7/1 vs TUL, 6th inning)
Most SBs, Game (Team): 9 (7/1 vs. TUL)
Most SBs, Game (Indiv.): 3 (4x, Last: Lawlar, 8/10 @ TUL)
Grand Slams: 5 (Last: Vukovich, 8/2 vs CC)
Most Runners LOB, Team: 14 (2x, Last: 7/4 @ SPR)
Most Runs Combined (Two Teams): 24 (8/2 vs CC)
Most Hits Combined (Two Teams): 33 (4/12 vs. CC)
Most Home Runs During Series (Two Teams): 31 (6/28-7/3 vs. TUL)
Most Runs To Overcome Deficit: 10 (4/26 vs. FRI)

SOD POODLES DEFENSE

Most Errors, Team: 4 (2x, Last: 5/23 @ SA)
Most Errors, Individual: 2 (2x, Last: Duezenack, 7/28 @ MID)
Most Double Plays: 3 (2x, Last: 7/18 vs. WCH)

SOD POODLES PITCHING

Most Ks, Team (9 innings): 15 (8/5 vs CC)
Most Ks, Team (extra innings): 16 (6/30 vs TUL (13))
Most Walks, Team: 13 (8/6 vs FRI)
Shutouts: 5 (Last: 7/16 vs FRI)
Complete Games (9 IP): --
Complete Games (7 IP): --
Complete Game Shutout, Individual: --
Complete Game Shutout (9.0 IP) Individual: --
Longest Start: 7.0 IP (4x, Last: Lin, 7/22 vs WCH)
Longest Relief Appearance: 3.1 IP (2x: Last: Workman, 4/26 vs. FRI)
Most Ks, Individual: 10 (Albright, 8/1 vs CC)
Most Walks, Individual: 6 (2x: Last: Olivero, 5/23 @ SA)

OPPONENTS OFFENSE

Most Runs, Game: 16 (2x: Last: 5/11 vs. MID)
Most Runs, Inning: 8 (3x: Last: 8/6 vs CC, 3rd inning)
Most Hits, Game (Team): 19 (5/11 vs. MID)
Most Hits, Game (Indiv.): 5 (2x: Last: Calabuig, 5/11 vs. MID)
Fewest Hits, Game: 2 (3x: Last: 5/27 @ SA)
Most Hits, Inning: 7 (2x, Last: 6/20 @ CC)
Most HRs, Game (Team): 5 (2x, Last: 7/3 (2) vs. TUL)
Most HRs, Game (Indiv.): 3 (Rave, 4/18 @ NWA)
Most SBs, Game (Indiv.): 3 (Acuña, 4/30 vs. FRI)
Grand Slams Against: 5 (Last: Hicks, 5/20 @ FRI)
Most Runners LOB, Team: 14 (5/26 @ SA)
Most Runs To Overcome Deficit: 7 (7/28 @ MID)

OPPONENTS PITCHING

Most Ks Team (9 innings): 17 (6/14 vs SA)
Most Ks, Team (extra innings): 15 (6/30 vs TUL)
Most Walks, Team: 12 (6/20 @ CC)
Most Ks, Individual: 10 (Leiter, 5/17 @ FRI)
Most Walks, Individual: 5 (3x, Last: Martinez, J, 7/9 @ SPR)

OPPONENTS DEFENSE

Most Errors, Team: 3 (6x, Last: 8/10 @ TUL)
Most Errors, Individual: 3 (Whitcomb, 4/12 vs. CC)
Most Double Plays: 3 (2x, Last: 7/28 @ MID)

MISCELLANEOUS

Longest Home Game Time (9 innings): 3:36 (6/15 vs. SA)
Shortest Home Game Time (9 innings): 2:08 (7/21 vs. WCH)
Longest Road Game Time (9 innings): 3:13 (5/5 @ CC)
Shortest Road Game Time (9 innings): 2:05 (5/2 @ CC)
Longest Game Time (7 innings): 2:32 (5/14 (2) vs. MID)
Shortest Game Time (7 innings): 1:39 (6/3 (2) vs. SPR)
Longest Extra-Inning Game: 3:42 (6/30 vs TUL)
Longest Game (Innings): 13 (6/30 vs TUL)
Longest Game Delay (Home): 0:40, 5/31 vs. SPR (rain)
Longest Game Delay (Road): 1:53, 5/19 @ FRI (rain)
Highest Attendance (Home): 7,588 (7/3 vs. TUL)
Highest Attendance (Road): 10,019 (5/16 @ FRI)
Lowest Attendance (Home): 3,231 (4/25 vs. FRI)
Lowest Attendance (Road): 2,041 (7/30 @ MID)

LAST TIME IT HAPPENED - 2023

SOD POODLES (INDIVIDUAL)

Perfect Game:
No-Hitter (Individual):
No-Hitter (Combined):
No-Hitter (7-Inning):
1-Hitter (Individual):
1-Hitter (Combined):
2-Hitter (Individual):
2-Hitter (Combined): 3x: Last: 5/27 @ SA, Patrick/Saalfrank
3-Hitter (Combined): 7x: Last: 7/16 vs FRI, Lin/Pope/Rice/Backhus
3-Hitter (Individual):
Complete Game Shutout (9 Inning):
Complete Game Shutout (7 Inning):
10 or more strikeouts (P): Albright (10, 8/1 vs CC)
Four (4) Hits: 5x, Last: Vicuña (8/5 vs CC)
Five (5) Hits:
Six (6) Hits:
Three (3) Doubles:
Four (4) Doubles:
Two (2) Triples:
Two HR Game: 5x, Last: Melendez (7/23 vs WCH)
Three HR Game: Vukovich (7/3 (1) vs TUL)
Grand Slam (Home): 3x, Last: Vukovich (8/2 vs. CC)
Grand Slam (Road): 2x, Last: Duezenack (7/30 @ MID)
Inside-The-Park HR: Lawlar (7/3 (1) vs TUL)
Back-To-Back HRs: 6x: Last: Roberts/Melendez (7/23 vs. WCH)
Back-To-Back-To-Back HRs:
HR, Both Sides of the Plate:
Hitting for the Cycle:

HR in 2 straight games: 18x: Last: Vukovich (7/21-22 vs WCH)
HR in 3 straight games: 2x, Last: Castillo (7/15-16 vs FRI, 7/18 vs WCH)
HR in 4 straight games: Roberts (6/30-7/3 vs TUL)
Triple in 2 straight games:
Five (5) RBI: 3x, Last: Vukovich (7/22 vs WCH)
Seven (7) RBI: Vukovich (7/3 (1) vs TUL)
Three Runs: 20x: Last: Lawlar (8/10 @ TUL)
Four Runs: 4x, Last: Vukovich (7/3 (1) vs TUL)
Five Runs:
Two Stolen Bases: 10x: Last: Lawlar (7/3 (1) vs TUL)
Three Stolen Bases: 4x, Last: Lawlar (8/10 @ TUL)
Four Stolen Bases:
Steal of home (straight):
Steal of home (double steal): 2x, Last: Bliss/Lawlar, 6/22 @ CC
Four (4) Walks: Roberts (5/31 vs. SPR)
Five (5) Walks:
10 Total Bases in a game: Vukovich (12, 7/3 (1) vs TUL)

SOD POODLES TEAM

20 Runs, Game:
20 Hits, Game:
10+ Runs, Inning:
Back-to-back 15-hit games:
Everyone in order gets a hit: 7x: Last: 7/3 (1) vs TUL
Everyone in order scores a run: 5/5 @ CC
Only player in order to get a hit:
15+ Strikeouts, Game (Batting): 2x, Last: 6/30 vs TUL (15)
Triple Play:
Winning Streak: 7 (6/6-6/13)
Losing Streak: 4 (2x: Last: 5/23-5/26)



HIGHS & LOWS - ALL TIME



SOD POODLES OFFENSE

Most Runs, Game: 20 (9/11/21 vs. TUL)
Most Runs, Inning: 11 (6/11/22 vs. FRI, 8th inning)
Most Hits, Game: 24 (9/11/21 vs. TUL)
Most Hits, Game (Indiv.): 5 (3x: Last: Barrosa, 7/22 @ MID)
Fewest Hits, Game: 0 (5/26/22 @ ARK)
Most HRs, Game (Team): 7, (6/5/21 @ FRI)
Most HRs, Game (Indiv.): 3, 2x, Last: Vukovich (7/3/23 (1) vs TUL)
Grand Slams: 16 (Last: Vukovich, 8/2 vs CC, 4th inning)
Most SBs, Game (Team.): 9 (7/1/23 vs. TUL)
Most SBs, Game (Indiv.): 3 (9x: Last: Lawlar, 8/10/23 @ TUL)
Most Runners LOB, Team: 14 (5x: Last: 7/4/23 @ SPR)
Most Runs Combined (Two Teams): 32 (9/11/21 vs. TUL)
Most Hits Combined (Two Teams): 37 (2x: Last: 4/23/22 vs SA)
Most Home Runs During Series (Two Teams): 34 (9/7-12/21 vs. TUL)
Most Runs To Overcome Deficit: 10 (4/26/23 vs. FRI)

SOD POODLES DEFENSE

Most Errors, Team: 5 (6/19/21 vs. MID)
Most Errors, Individual: 2 (27x: Last: Duzenack, 7/28/23 @ MID)
Most Ground Into Double Plays: 4 (2x: Last: 9/17/21 vs. FRI)

SOD POODLES PITCHING

Most Ks, Team (9 innings): 17 (2x: Last: 5/9/21 @ TUL)
Most Ks, Team (extra innings): 19 (5/11/19 @ CC)
Most Walks, Team: 13 (8/6/23 vs CC)
Shutout: 25x: Last: 7/16/23 vs FRI
Last Complete Game (9 IP): --
Last Complete Game (7 IP): Nelson (G1, 9/1/21 @ SA)
Last Complete Game (5 IP): Walston (7/29/22 vs. CC)
Last Complete Game Shutout: Frias (8/1/21 vs. SA (7))
Longest Start: 8.0 IP (Cecconi, 6/8/22 vs FRI)
Longest Relief Appearance: 3.1 IP (4x, last: Workman, 4/26 vs FRI)
Most Ks, Individual: 12 (4x: Last: Pfaadt: 6/23/22 @ CC)
Most Walks, Individual: 7 (Nelson, 7/6/21 @ SA)



LAST TIME IT HAPPENED - ALL TIME

SOD POODLES (INDIVIDUAL)

Perfect Game:
No-Hitter (Individual):
No-Hitter (Combined):
No-Hitter (7-Inning): 2x: Tabor, 7/11/21 @ SA; Frias, 8/1/21 vs. SA
1-Hitter (Individual): 7/29/22 (Walston, 5-inning game)
1-Hitter (Combined): 2x: Last: 4/16/22 (Jarvis, Weiss - 7 inning game)
2-Hitter (Individual):
2-Hitter (Combined): 5x: Last: 5/27/23 @ SA, Albright/Saalfrank
3-Hitter (Combined): 22x: Last: 7/16/23 vs FRI, Lin/Pope/Rice/Backhus
3-Hitter (Individual):
Complete Game Shutout (9 Inning):
Complete Game Shutout (7 Inning): 2x: Tabor, 7/11/21 @ SA; Frias, 8/1/21 vs. SA
10 or more strikeouts: 15x, Last: Albright (8/1/23 vs. CC)
Four (4) Hits: 33x: Last: Vicuña (8/5/23 vs CC)
Five (5) Hits: 3x: Last: Cedenó (8/18/22 @ MID)
Six (6) Hits:
Three (3) Doubles: 3x: Last: Carroll, (4/23/22 vs SA)
Four (4) Doubles:
Two (2) Triples:
Two HR Game: 34x: Last: Melendez (7/23/23 vs. WCH)
Three HR Game: 2x, Last: Roberts, 7/3/23 (2) vs TUL)
Grand Slam (Home): 12x: Last: Vukovich, 8/2/23 vs. CC)
Grand Slam (Road): 4x: Last: Duzenack, 7/30/23 @ MID
Inside-The-Park HR: 5x: Last: Lawlar (7/3/23 (1) vs TUL)
Back-To-Back HRs: 22x: Last: Roberts/Melendez (7/23/23 vs. WCH)
Back-To-Back-To-Back HRs:
B-2-B-2-B-2-B HRs: 9/11/21 vs. TUL - Garrett/Kennedy/Fletcher/Canzone (3rd inning)
HR, Both Sides of the Plate: 3x: Last: Stankiewicz (7/15/22 vs SA)
Hitting for the Cycle:

OPPONENTS OFFENSE

Most Runs, Game: 21 (2x: Last: 9/2/22 vs. FRI)
Most Runs, Inning: 11 (9/2/22 vs. FRI, 5th inning)
Most Hits, Game (Team): 23 (9/2/22 vs. FRI)
Most Hits, Game (Indiv.): 6 (Guldborg, 4/10/22 vs MID)
Fewest Hits, Game: 0 (2x: Last: 8/1/21 vs. SA - Frias no-hitter)
Most HRs, Game (Team): 9 (Last: 5/17/22 vs. TUL)
Most HRs, Game (Indiv.): 4 (Chandler Redmond, 8/10/22 vs SPR)
Most SBs, Game (Indiv.): 3 (Acuña, 4/30/23 vs. FRI)
Grand Slams: 23 (Last: Hicks, 5/20/23 @ FRI, off Hill, 5th inning)
Most Runners LOB, Team: 16 (4/10/22 vs. MID)
Most Runs To Overcome Deficit: 10 (7/18/21 @ MID)

OPPONENTS PITCHING

Most Ks Team (9 innings): 17 (3x: Last: 6/14/23 vs SA)
Most Ks, Team (extra innings): 19 (5/11/19 @ CC, 10)
Most Walks, Team: 12 (6/20 @ CC)
Shutout: 21x: Last: 4/22/23 @ NWA
Last Complete Game: Jones (5/26/22 (2) @ ARK)
Last Complete Game Shutout (7 IP): Jones (5/26/22 (2) @ ARK)
Most Ks, Individual: 14 (Dustin May, 6/22/19 @ TUL)
Most Walks, Individual: 7 (Robaina, 7/31/22 vs. CC)

OPPONENTS DEFENSE

Most Errors, Team: 4 (5x: Last: 7/22/22 @ MID)
Most Errors, Individual: 3 (3x: Last: Whitcomb, 4/12/23 vs. CC)
Most Ground Into Double Plays: 4 (2x: Last: 9/14/22 @ SA)

MISCELLANEOUS

Longest Home Game Time (9 innings): 4:08 (9/11/21 vs. TUL)
Shortest Home Game Time (9 innings): 2:01 (6/8/22 vs FRI)
Longest Road Game Time (9 innings): 3:34 (7/29/19 @ NWA)
Shortest Road Game Time (9 innings): 1:50 (8/21/22 @ MID)
Longest Game Time (7 innings): 2:36 (9/1/21 @ SA)
Shortest Game Time (7 innings): 1:29 (5/26/22 (2) @ ARK)
Longest Extra-Inning Game: 4:08 (4/22/22 vs. SA, 11)
Longest Game (Innings): 13 (6/30/23 vs TUL)
Longest Game Delay (Home): 3:15 (5/18/21 vs. MID)
Longest Game Delay (Road): 1:53 (5/19/23 @ FRI)
Highest Attendance (Home): 7,588 (7/3/23 vs. TUL)
Highest Attendance (Road): 10,366 (5/18/19 @ FRI)
Lowest Attendance (Home): 3,851 (6/1/22 vs. MID)
Lowest Attendance (Road): 1,906 (8/17/22 @ MID)
Largest Margin of Victory: 15 (19-4, 6/9/21 vs. CC)
Largest Margin of Defeat: 19 (21-2, 9/2/22 vs. FRI)

SOD POODLES TEAM

20 Runs, Game: 20, 9/11/21 vs. TUL
20 Hits, Game: 5x: Last: 20, 8/18/22 @ MID
10+ Runs, Inning: 2x: Last: 6/11/22 vs. FRI (11, 8th inning)
Back-to-back 15-hit games: 2x: Last: 4/22-4/23/22 vs. SA
Everyone in order gets a hit: 33x: Last: 7/3/23 (1) vs. TUL
Everyone in order gets multiple-hits: 5/8/22 vs. MID
Everyone in order scores a run: 7x: Last: 5/5/23 @ CC
Only player in order to get a hit: 4x: Last: Diaz, G1, 9/1/21 @ SA
15+ Strikeouts, Game (Batting): 18x: Last: 6/30/23 vs TUL (15)
Triple Play:
Winning Streak: 7 (6/6-13/23)
Losing Streak: 7 (7/30-8/6/22)

[illegible]

Game	Date	Opponent	W/L	Winning Pitcher	Losing Pitcher	Save	Record	Standing	Attendance	TOG
1	4/6	@ FRI	L, 12-4	Anderson, G (1-0)	Jarvis, B (0-1)	-	0-1	T-2nd (-1.0)	8,320	2:28
2	4/7	@ FRI	W, 3-1	Albright, L (1-0)	Krauth, N (0-1)	Backhus, K (1)	1-1	T-1st (+0.5)	8,655	2:16
3	4/8	@ FRI	W, 5-3	Rice, J (1-0)	Starr, N (0-1)	Vizcaino, R (1)	2-1	T-1st (+1.0)	9,030	2:57
4/9-10		OFF								
4	4/11	CC	L, 5-4	Melendez, J (1-0)	Patrick, C (0-1)	Macuare, A (1)	2-2	T-2nd (-1.0)	5,452	2:26
5	4/12	CC	W, 13-10	Mantiply, J (1-0)	Robaina, J (0-1)	-	3-2	T-1st (+1.0)	4,093	3:16
6	4/13	CC	W, 5-2	Jarvis, B (1-1)	Cobos, F (0-1)	Montes De Oca, C (1)	4-2	1st (+1.0)	4,547	2:39
7	4/14	CC	L, 13-10	Sprinkle, J (1-0)	Albright, L (1-1)	-	4-3	T-1st (+1.0)	6,417	2:54
8	4/15	CC	W, 5-3	Mantiply, J (2-0)	Gordon, C (0-2)	Backhus, K (2)	5-3	1st (+1.0)	6,146	2:28
9	4/16	CC	L, 11-5	Melendez, J (2-0)	Patrick, C (0-2)	-	5-4	T-1st (+1.0)	5,187	2:54
4/17		OFF								
10	4/18	@ NWA	L, 16-6	Del Rosario, Y (1-0)	Olivero, D (0-1)	-	5-5	T-1st (+1.0)	2,399	2:40
11	4/19	@ NWA	W, 5-0	Jarvis, B (2-1)	Veneziano, A (1-1)	-	6-5	T-1st (+1.0)	2,792	2:29
12	4/20	@ NWA	W, 3-2 (10)	Otanez, M (1-0)	Biasi, D (1-1)	Rice, J (1)	7-5	1st (+0.5)	3,751	3:08
13	4/21	@ NWA	L, 5-0	Hoffmann, A (2-1)	Hill, J (0-1)	-	7-6	T-1st (+1.0)	4,690	2:26
14	4/22	@ NWA	L, 5-0	Marsh, A (1-0)	Patrick, C (0-3)	-	7-7	T-1st (+3.0)	4,856	2:14
15	4/23	@ NWA	W, 6-2	Saalfrank, A (1-0)	Way, B (0-2)	-	8-7	T-1st (+0.5)	4,640	2:48
4/24		OFF								
16	4/25	FRI	W, 9-7	Rice, J (2-0)	Starr, N (1-2)	Backhus, K (3)	9-7	T-1st (+1.0)	3,231	2:34
17	4/26	FRI	W, 12-11 (10)	Workman, B (1-0)	Church, M (0-1)	-	10-7	1st (+1.0)	3,275	3:24
18	4/27	FRI	L, 5-1	Roby, T (1-2)	Bain, J (0-1)	-	10-8	1st (+0.5)	6,239	2:38
19	4/28	FRI	L, 12-6	Speas, A (1-0)	Patrick, C (0-4)	-	10-9	2nd (-0.5)	4,393	2:55
20	4/29	FRI	W, 11-4	Olivero, D (1-1)	Leiter, J (0-2)	-	11-9	1st (+0.5)	5,928	2:38
21	4/30	FRI	L, 12-7	Church, M (1-1)	Tineo, M (0-1)	-	11-10	T-1st (+0.5)	5,125	2:53
5/1		OFF								
22	5/2	@ CC	L, 3-1	Robaina, J (1-2)	Fisher, H (0-1)	-	11-11	T-2nd (-1.0)	2,774	2:05
23	5/3	@ CC	W, 3-0	Pope, A (1-0)	Kouba, R (1-1)	Backhus, K (4)	12-11	T-1st (+1.5)	2,401	2:15
24	5/4	@ CC	L, 6-1	Gordon, C (2-2)	Patrcik, C (0-5)	-	12-12	T-2nd (-1.0)	3,678	2:11
25	5/5	@ CC	W, 12-8	Goddard, J (1-0)	Plumlee, P (0-1)	-	13-12	T-1st (+2.5)	4,651	3:13
26	5/6	@ CC	L, 12-7	VanWey, L (1-0)	Tineo, M (0-2)	-	13-13	T-2nd (-1.0)	4,327	2:49
27	5/7	@ CC	L, 5-4	Arrighetti, S (2-2)	Albright, L (1-2)	McDonald, C (1)	13-14	T-2nd (-2.0)	4,726	2:28
5/8		OFF								
28	5/9	MID	L, 11-9	Supak, T (2-0)	Hill, J (0-2)	-	13-15	2nd (-3.0)	6,284	2:47
29	5/10	MID	W, 6-3	Saalfrank, A (2-0)	Salinas, R (1-2)	-	14-15	2nd (-2.0)	4,495	2:20
30	5/11	MID	L, 16-6	Pérez, F (1-0)	Olivero, D (1-2)	-	14-16	2nd (-3.0)	5,363	2:56
31	5/12	MID	L, 6-1	Cushing J (1-0)	Tineo, M (0-3)	-	14-17	3rd (-4.0)	7,165	2:27
	5/13	MID	PPD							
32	5/14(1)	MID	W, 10-1	Albright, L (2-2)	Ginn, J (0-2)	-	15-17	-	0	1:40
33	5/14(2)	MID	L, 13-1	Tomioka, S (1-0)	Hill, J (0-3)	-	15-18	3rd (-4.0)	4,621	2:32
5/15		OFF								
34	5/16	@ FRI	L, 3-2	Church, M (2-2)	Goddard, J (1-1)	Starr, N (1)	15-19	3rd (-4.0)	10,019	2:30
35	5/17	@ FRI	L, 10-4	Leiter, J (2-2)	Olivero, D (1-3)	-	15-20	T-4th (-4.0)	2,890	2:27
36	5/18	@ FRI	L, 7-1	Garcia, R (1-3)	Bain, J (0-2)	-	15-21	5th (-4.0)	3,480	2:13
37	5/19	@ FRI	W, 2-1	Albright, L (3-2)	White, O (1-1)	Rice, J (2)	16-21	T-4th (-4.0)	5,943	2:24 (1:53)
38	5/20	@ FRI	L, 8-7 (10)	Kelly, A (2-0)	Stumpo, M (0-1)	-	16-22	T-4th (-5.0)	7,070	3:26
39	5/21	@ FRI	W, 3-1	Patrick, C (1-5)	Church, M (2-3)	Montes De Oca, C (2)	17-22	T-4th (-5.0)	6,306	2:32
5/22		OFF								
40	5/23	@ SA	L, 14-4	Bachar, L (2-0)	Olivero, D (1-4)	-	17-23	5th (-5.0)	5,054	2:48
41	5/24	@ SA	L, 4-3	Hernandez, N (3-1)	Montes De Oca, C (0-1)	-	17-24	5th (-5.0)	4,990	2:35
42	5/25	@ SA	L, 5-4	Kopps, K (3-0)	Otanez, M (1-1)	Jacob, A (1)	17-25	5th (-6.0)	3,549	2:35
43	5/26	@ SA	L, 8-2	Wolf, J (3-5)	Hill, J (0-4)	-	17-26	5th (-7.0)	4,124	2:57
44	5/27	@ SA	W, 1-0	Patrick, C (2-5)	Snider, D (0-3)	Saalfrank, A (1)	18-26	5th (-6.0)	4,828	2:30
45	5/28	@ SA	W, 9-3	Grammes, C (1-0)	Henry, H (1-2)	-	19-26	5th (-5.0)	3,530	2:46
5/29		OFF								
46	5/30	SPR	W, 7-1	Bain, J (1-2)	Gragg, L (0-3)	-	20-26	5th (-4.0)	4,179	2:11
47	5/31	SPR	W, 13-8	Stumpo, M (1-1)	Sawyer, L (1-2)	-	21-26	4th (-4.0)	4,177	3:03
48	6/1	SPR	W, 3-2	Grammes, C (2-0)	Pereira, W (3-3)	-	22-26	4th (-4.0)	4,690	1:54
49	6/2	SPR	PPD							
49	6/3 (1)	SPR	L, 5-4 (8)	Roycroft, C (1-0)	Backhus, K (0-1)	Granillo, A (2)	22-27	4th (-3.5)	-	2:26
50	6/3 (2)	SPR	W, 6-1 (7)	Olivero, D (2-4)	Hernandez, K (5-2)	-	23-27	4th (-4.0)	6,502	1:39
51	6/4	SPR	L, 6-5	Sawyer, L (2-2)	Grammes, C (2-1)	-	23-28	4th (-4.0)	5,636	2:44



 **SOD POODLES 2023 DAY-BY-DAY** 

Game	Date	Opponent	W/L	Winning Pitcher	Losing Pitcher	Save	Record	Standing	Attendance	Tog
103	8/8	@ TUL	L, 7-4	Sublette, R (2-3)	Hill, J (5-6)	Gowdy, K (1)	54-49, 20-14	1st (+1.0)	3,508	2:40
104	8/9	@ TUL	W, 7-4	Mabrey, W (2-0)	Dodson, T (5-6)	Montes De Oca, C (3)	55-49, 21-14	1st (+1.0)	3,727	2:40
105	8/10	@ TUL	W, 7-4	Otanez, M (3-2)	Little, J (0-1)	Backhus, K (8)	56-49, 22-14	1st (+1.0)	3,762	2:57
106	8/11	@ TUL	L, 5-1	Williams, K (1-0)	Solomon, P (0-1)	--	56-50, 22-15	T-1st (+3.0)	6,247	2:27
107	8/12	@ TUL								
108	8/13	@ TUL								
	8/14	OFF								
109	8/15	ARK								
110	8/16	ARK								
111	8/17	ARK								
112	8/18	ARK								
113	8/19	ARK								
114	8/20	ARK								
	8/21	OFF								
115	8/22	@ SA								
116	8/23	@ SA								
117	8/24	@ SA								
118	8/25	@ SA								
119	8/26	@ SA								
120	8/27	@ SA								
	8/28	OFF								
121	8/29	MID								
122	8/30	MID								
123	8/31	MID								
124	9/1	MID								
125	9/2	MID								
126	9/3	MID								
	9/4	OFF								
127	9/5	@ ARK								
128	9/6	@ ARK								
129	9/7	@ ARK								
130	9/8	@ ARK								
131	9/9	@ ARK								
132	9/10	@ ARK								
	9/11	OFF								
133	9/12	FRI								
134	9/13	FRI								
135	9/14	FRI								
136	9/15	FRI								
137	9/16	FRI								
138	9/17	FRI								
END OF SEASON										