

# OMAHA STORM CHASERS GAME NOTES

## vs. TOLEDO MUD HENS

RHP Jonathan Heasley (1-3, 8.00 ERA) vs. RHP Ashton Goudeau (1-3, 6.28 ERA)

Tuesday, May 16, 2023 | Game #38 | Home Game #19

6:35 p.m. CT First Pitch | Werner Park | Papillion, Nebraska

Radio: [stormchasers.mixlr.com](http://stormchasers.mixlr.com) | TV: Bally Live, MiLB.TV

15-22

20-18

Omaha Storm Chasers | 12356 Ballpark Way, Papillion, Nebraska 68046 | (402) 738-5100 | [OmahaStormChasers.com](http://OmahaStormChasers.com) | @OMASstormChasers

### UPCOMING SCHEDULE & PROBABLE PITCHERS

#### UPCOMING GAMES

#### OPPONENT





#### TIME (CT)

#### PROBABLE PITCHERS

Wednesday, May 17	TOLEDO	6:35 p.m. CT	LHP Daniel Lynch (1-0, 2.16 ERA) vs. LHP Zach Logue (1-2, 4.23 ERA)
Thursday, May 18	TOLEDO	6:35 p.m. CT	TBD vs. RHP Brennan Haniffee (0-2, 4.76 ERA)
Friday, May 19	TOLEDO	6:35 p.m. CT	TBD vs. TBD
Saturday, May 20	TOLEDO	6:35 p.m. CT	TBD vs. RHP Reese Olson (1-3, 8.44 ERA)

### THE MATCHUP

(UNDERLINE = MiLB LEADER) (BOLD = TRIPLE-A LEADER) (ITALICS = TRIPLE-A WORST)

			
.247 (19TH) <b>AVG</b> > .249 (17TH) 5.84 (18TH) <b>ERA</b> > 4.79 (9TH)	194 (13TH) < <b>R</b> 188 (16TH) 1.63 (17TH) <b>WHIP</b> > 1.48 (7TH)	306 (18TH) - <b>H</b> - 306 (18TH) .285 (20TH) <b>AVG</b> > .256 (19TH)	46 (9TH) < <b>HR</b> 45 (10TH) 328.1 (10TH) < <b>IP</b> 325.0 (15TH)
152 (19TH) <b>BB</b> > 171 (13TH) 366 (19TH) <b>H</b> > 137 (7TH)	314 (6TH) < <b>K</b> 344 (12TH) 233 (17TH) <b>R</b> > 184 (4TH)	68 (2ND) < <b>SB</b> 22 (20TH) 55 (17TH) <b>HR</b> > 45 (10TH)	.335 (19TH) <b>OBP</b> > .345 (15TH) 168 (11TH) <b>BB</b> > 165 (9TH)
.427 (14TH) <b>SLG</b> > .434 (10TH) 316 (16TH) <b>K</b> > 359 (5TH)	.762 (16TH) <b>OPS</b> > .779 (14TH) 0 (15TH) <b>SHO</b> > 1 (10TH)		

ALL-TIME vs. Mud Hens.....	32-31 (.508)
Since 2021: ALL-TIME in Omaha.....	16-14 (.533)
Since 2021: ALL-TIME in Toledo.....	3-9 (.250)

2023 vs. Mud Hens.....	2-4 (.333)
2023 in Omaha.....	2-4 (.333)
2023 in Toledo.....	

DATE	H/R	SCORE	WIN	LOSS	SAVE
4/4	H	<b>L, 9-2</b>	B. White	M. Castillo	-
4/5	H	<b>L, 7-6</b>	T. Holton	R. Weiss	M. Diaz
4/6	H	<b>L, 8-5</b>	J. Fry	J. Kowar	M. Del Pozo
4/7	H	<b>W, 9-4</b>	J. Heasley	R. Olson	-
4/8	H	<b>W, 13-8</b>	M. Martinez	M. Lorenzen	-
4/9	H	<b>L, 8-2</b>	T. Holton	M. Casitillo	-
5/16	H				
5/17	H				
5/18	H				
5/19	H				
5/20	H				
5/21	H				
8/15	R				
8/16	R				
8/17	R				
8/18	R				
8/19	R				

### STORM CHASERS ON THE RISE

Omaha players that appear on a Top-30 Royals prospects ranking

PLAYER (POSITION)	MLB PIPELINE	BASEBALL AMERICA
Nick Loftin (INF/OF)	Royals No. 4	Royals No. 8
Drew Waters (OF, <i>MLB REHAB</i> )	Royals No. 6	Royals No. 3
Tyler Gentry (OF)	Royals No. 8	Royals No. 7
Samad Taylor (INF/OF)	Royals No. 21	Royals No. 24
Tucker Bradley (OF)	Royals No. 28	-
Jackson Kowar (RHP)	-	Royals No. 17

### STORM CHASERS PRESS BOX



Game Notes compiled by Nicholas Badders

Credential Requests: [nicholasb@omahastormchasers.com](mailto:nicholasb@omahastormchasers.com)

Omaha Storm Chasers gameday information, as well as the 2023 Storm Chasers Media Guide can be found at [milb.com/omaha/ballpark/media](http://milb.com/omaha/ballpark/media) or by scanning the QR code to the right.



### SUNDAY'S GAME

	1	2	3	4	5	6	7	8	9	R	H	E	LO
 Omaha	0	2	0	1	0	0	0	0	3	6	7	0	6
 Scranton/WB	1	0	0	1	0	0	0	1	0	3	9	1	11

WIN: Jonah Dipoto (1-0) | LOSS: DJ. Snelten (0-3) | SAVE: Nick Wittgren (5)

**MOOSIC, PENN.** – Home runs from **Brewer Hicklen** and **Samad Taylor** in the top of the 9th inning broke what was a tie entering the inning and the Storm Chasers head home with a series split, winning Sunday's series final 6-3 over the RailRiders.

While the RailRiders scored a run in the 1st inning, the Storm Chasers responded with two in the 2nd ... **CJ Alexander** tied the game with his team-leading seventh home run of the season, then after **Jackson Reetz** reached base on a dropped third strike, Hicklen doubled him in to give Omaha the lead.

After Alexander tripled in the 4th inning, Reetz doubled him home to keep ahead, a pivotal run as the RailRiders scored in the bottom of the 4th on a bases-loaded walk. While the RailRiders tied the game in the bottom of the 8th inning with a solo homer, Omaha immediately responded as Hicklen led off the top of the 9th with his first home run of the year ... after **Dairon Blanco** walked and stole second and third, Taylor cranked a two-run homer out the other way, his first long ball in over a month, to add a pair of runs of insurance for the 6-3 score that held to be final.

Blanco's two steals increased his Triple-A best to 24 this season, with 11 steals in just 9 games in the month of May.

While Omaha starting pitcher **Drew Parrish** could not pitch out of the 4th inning, the Chasers' bullpen was stellar behind him ... **Andrés Núñez**, **Evan Sisk** and **Collin Snider** combined for 3.2 scoreless frames through the end of the 7th inning ... while **Jonah Dipoto** surrendered the game-tying homer in the 8th, **Nick Wittgren** pitched a 1-2-3 9th inning on just seven pitches to earn his fifth save of the year.

The five relievers combined for 5.2 innings of one-run ball with just the one run allowed on three hits and two walks, while striking out seven to combine with Drew Parrish's six for 13 strikeouts on the day as a staff.

### NOTES AND NUGGETS

#### SEEING IT LIKE CJ

First baseman **CJ Alexander** hit 3 home runs in his 6 games last week to take the team lead with seven home runs this season, extending his team lead with 16 extra-base hits.

All 7 of Alexander's homers this year have been solo shots off of right-handed pitchers. Alexander has the highest average exit velocity among Omaha's hitters in the month of May at 93.6mph ... he's hit 9 balls over 100mph, including 6 @ Scranton/WB ... his solo shot in the 2nd inning Tuesday came off the bat at 109.0mph, the hardest-hit home run for the Storm Chasers this year and 3rd-hardest hit ball overall.

#### GOTTA CATCH 'EM ALL

By catching Elijah Dunham stealing second base in the bottom of the 3rd inning on Saturday, catcher **Logan Porter** has caught 8 baserunners in 26 attempts (31%) this year.

Porter has caught a runner stealing in each of his last 6 games and is 6-for-11 in the month of May ... he caught just 2 of 15 attempted basestealers in April.

In his Minor League career, Porter is 28-for-118 in steal attempts (24%), a facet of the game he's progressively improved over his career, going 9-for-47 (19%) in 2021 with Quad Cities (A+) and 10-for-41 (24%) in 2022 with NW Arkansas (AA).

While Porter has never caught runners stealing in 6 straight games, the last time he did so in 5 consecutive games was July 10 to 21, 2021 with Quad Cities, going 5-for-12 in that span ... last year, he only caught runners stealing in back-to-back games once.

Prior to this series, Porter had just 1 passed ball and not been behind the plate for a wild pitch, but was the catcher for 2 wild pitches last week, ending a 98.2 IP streak to open his season behind the plate without a wild pitch.

#### DON'T GO STEALING MY BASE

With 2 steals Sunday, the Chasers have 68 steals in 37 games (average of 1.84 SB/game).

68 steals rank 2nd in the International League, 2nd among all Triple-A teams and tied 9th in Minor League Baseball ... among Triple-A teams, only the Worcester Red Sox (73) have more steals.

With his two steals Sunday, outfielder **Dairon Blanco** has 24 stolen bases this season (in 26 tries), which is 1st in the league, 1st in Triple-A and 3rd in the Minor Leagues ... Blanco has stolen 11 bases in 9 games this month, including 7 last week.

**Samad Taylor** sits second on the team behind Blanco with 17 steals (in 21 attempts) and ranks 5th in the league and Triple-A, tied 17th in the Minors.

#### BIG LEAGUE BUSINESS

Omaha has THREE MLB rehabbers right now: LHP **Daniel Lynch**, INF **Nicky Lopez** and OF **Drew Waters** ... Lopez began the 2023 MLB season on the Royals' opening Day Roster, while Lynch and Waters opened the year on Kansas City's 15-Day Injured List.

Lynch suffered a *left shoulder strain* in a Spring Training start ... he has made three rehab starts already, one for Double-A Northwest Arkansas on May 2nd and two for Omaha, most recently threw 5.0 innings of two-run ball Friday to earn the win.

Lopez is coming back from *appendicitis* after an emergency appendectomy in Minneapolis when the Royals visited the Twins ... he begins his rehab assignment 88 in Omaha today, after playing 88 games with the Chasers between 2018 and 2019 and the 2014-2016 seasons locally with the Creighton Bluejays.

Waters began his rehab assignment last Tuesday after suffered a *left oblique strain* before Spring Training games began in February ... he began playing games in Extended Spring Training on April 17 before joining the Chasers last week ... after starting his season/rehab stint 0-for-14, he is now 1-for-18 after a double on Saturday.

### AT A GLANCE

#### RECENT

Last 5 Games.....	3-2
Last 10 Games.....	5-5
Last 20 Games.....	8-12

#### HOME/AWAY

Home Games.....	5-13
Away Games.....	10-9

#### TIME OF DAY

Night Games.....	8-12
Day Games.....	7-10

#### MONTH

March.....	1-0
April.....	9-15
May.....	5-7
June.....	
July.....	
August.....	
September.....	

#### OPPONENT

vs. Columbus.....	
vs. Gwinnett.....	1-5
vs. Indianapolis.....	3-0
vs. Iowa.....	2-2
vs. Louisville.....	2-4
vs. Memphis.....	
vs. Nashville.....	2-4
vs. Rochester.....	
vs. Scranton/WB.....	3-3
vs. St. Paul.....	
vs. Toledo.....	2-4

#### DAY OF THE WEEK

on Monday.....	
on Tuesday.....	0-6
on Wednesday.....	1-5
on Thursday.....	2-4
on Friday.....	5-2
on Saturday.....	3-3
on Sunday.....	4-2

#### LAST WEEK'S SERIES

Record.....	3-3
Batting Average.....	(.211)
Runs/Per Game.....	24/4.0
Home Runs.....	7
ERA.....	5.57 (33 ER / 53.1 IP)
Strikeouts (K/9).....	58 (9.8)
Saves/Opportunities.....	2/5

## QUICK FACTS

Founded.....	2011 (1969-2010: Omaha Royals)
Colors.....	Royal Blue, Twister Gold, Blackout Black
League.....	International League (Since 2021)
Ownership.....	Alliance Baseball Omaha LLC
General Manager.....	Laurie Schlender (4th Year)
Home Ballpark (Capacity).....	Werner Park (9,023, 6,254 fixed seats)
Dimensions.....	LF- 310 CF- 402 RF- 315

## ROSTER BREAKDOWN

Age 22.....	0	Native of Cuba.....	1
Age 23.....	0	Native of Panama.....	1
Age 24.....	5	Native of United States.....	27
Age 25.....	3	Native of Venezuela.....	7
Age 26.....	10	Acquired by Royals via Free Agency.....	10
Age 27.....	5	(International).....1 (Minor League) ...6 (Undrafted).....	3
Age 28.....	2	Acquired by Royals via Trade.....	8
Age 29.....	2	Acquired by Royals via Waivers.....	1
Age 30.....	2	Acquired by Royals via First Year Player Draft.....	12
Age 31.....	2	(High School).....0 (Rounds 1-5).....5 (2015-17 Drafts).....	3
Age 32.....	0	(2nd Year/College).....1 (Rounds 6-10).....3 (2018 Draft).....	4
Average Age.....	26 Years 235 Days	(3rd Year/College).....8 (Rounds 11-20).....2 (2019 Draft).....	3
Median Age.....	26	(4th+ Year/College).....3 (Rounds 21-40).....2 (2020 Draft).....	2

## PRO-NUN-SEE-AY-SHUNS

## PLAYERS











0 SAMAD TAYLOR.....	(suh-mod)
2 RYAN GOINS.....	(GO-ins)
6 CLAY DUNGAN.....	(duhn-ginn)
12 JOHAN CAMARGO.....	(YO-hahn cuh-MAR-go)
16 DAIRON BLANCO.....	(DYE-rone)
17 ANGELO CASTELLANO.....	(kass-tay-AH-noh)
21 MIKE MAYERS.....	(MY-ers)
36 DANIEL MENGDEN.....	(MING-den)
41 ANDRÉS NÚÑEZ.....	(ahn-drez NOON-yez)
44 RYAN WEISS.....	(wyss)
50 MAX CASTILLO.....	(ca-STEE-yo)
55 JONAH DIPOTO.....	(dih-POH-to)
58 BROOKS KRISKE.....	(KRIS-kee)
62 NICK WITTGREN.....	(wit-grinn)

## COACHES

















23 MIKE JIRSCHLE.....	(jursh-LEE)
33 DAVID NOWORYTA.....	(Nova-REE-tah)
52 BIJAN RADEMACHER.....	(bee-ZHON RAH-de-moch-err)

## UNIFORM RECORDS

## STANDARD UNIFORMS

 <b>Blue Vortex</b> Home: 2-7 Road: 0-0	 <b>Blue O-Bolt</b> Home: 0-1 Road: 10-9	 <b>Powder SC</b> Home: 2-4 Road: 0-0	 <b>Powder O</b> Home: 1-0 Road: 0-0
 <b>Home White</b> Home: 1-7 Road: 0-0	 <b>Road Grey</b> Home: 0-0 Road: 5-4	 <b>Blue O-Bolt</b> Home: 0-1 Road: 5-5	 <b>Powder Blue</b> Home: 2-4 Road: 0-0
 <b>Black O-Bolt</b> Home: 1-0 Road: 0-0	 <b>Community</b> Home: 0-1 Road: 0-0	 <b>Star Wars</b> Home: 1-0 Road: 0-0	

## SPECIALTY/THEME NIGHTS

 <b>Black O-Bolt</b> Home: 0-1 Road: 0-0	 <b>Patriotic</b> Home: 0-0 Road: 0-0	 <b>Runzas</b> Home: 0-0 Road: 0-0	 <b>Cattlemen</b> Home: 0-0 Road: 0-0	 <b>Rockets</b> Home: 0-0 Road: 0-0	 <b>Marvel</b> Home: 0-0 Road: 0-0	 <b>Throwback</b> Home: 0-0 Road: 0-0
 <b>Community</b> Home: 0-1 Road: 0-0	 <b>Star Wars</b> Home: 1-0 Road: 0-0	 <b>Patriotic</b> Home: 0-0 Road: 0-0	 <b>Runzas</b> Home: 0-0 Road: 0-0	 <b>Cattlemen</b> Home: 0-0 Road: 0-0	 <b>Rockets</b> Home: 0-0 Road: 0-0	 <b>Marvel</b> Home: 0-0 Road: 0-0
 <b>Throwback</b> Home: 0-0 Road: 0-0	 <b>Corn</b> Home: 0-0 Road: 0-0					

## RECENT TRANSACTIONS

## 2023 BREAKING ROSTER

**Pitchers (15):** RHP Max Castillo, LHP Austin Cox, RHP Jonathan Heasley, RHP Jackson Kowar, RHP Brooks Kriske, LHP Marcelo Martinez, RHP Mike Mayers, RHP Andrés Núñez, LHP Drew Parrish, LHP Evan Sisk, RHP Collin Snider, RHP Josh Staumont, LHP Josh Taylor, RHP Ryan Weiss, RHP Nick Wittgren

**Catchers (3):** Freddy Fermin, Logan Porter, Jakson Reetz

**Infielders (6):** CJ Alexander, Angelo Castellano, Maikel Garcia, Nick Loftin, Nick Pratto, Samad Taylor

**Outfielders (3):** Dairon Blanco, Tucker Bradley, Brewer Hicklen


- 4/5 1B **Nick Pratto** recalled by KANSAS CITY from Omaha
- 4/6 1B **Nick Pratto** optioned to Omaha
- 4/12 LHP **Josh Dye** activated from the Development List
- 4/14 RHP **Josh Staumont** recalled by KANSAS CITY from Omaha
- RHP **Dylan Coleman** optioned to Omaha
- 4/16 LHP **Josh Taylor** recalled by KANSAS CITY from Omaha
- 4/21 C **Freddy Fermin** recalled by KANSAS CITY from Omaha
- 4/25 OF **Brewer Hicklen** activated from the 7-Day Injured List
- RHP **Zach Willemann** released
- 4/27 OF **Nate Eaton** optioned to Omaha
- 4/28 1B **Nick Pratto** recalled by KANSAS CITY from Omaha
- 4/29 C **Freddy Fermin** optioned to Omaha (AAA)
- 5/2 INF **Maikel Garcia** recalled by KANSAS CITY from Omaha
- C **Freddy Fermin** recalled by KANSAS CITY from Omaha
- LHP **Josh Dye** released
- 5/3 RHP **Jonah Dipoto** transferred to Omaha from NW Arkansas (AA)
- LHP **Walter Pennington** transferred to Omaha from NW Arkansas (AA)
- LHP **Austin Cox** selected by Kansas City from Omaha
- RHP **Jose Cuas** optioned to Omaha
- 5/4 LHP **Marcelo Martinez** played on the Development List

- OF **Franmil Reyes** optioned to Omaha
- INF **Clay Dungan** activated from the 7-Day Injured List
- LHP **Austin Cox** optioned to Omaha
- 5/5 RHP **Jonathan Heasley** recalled by KANSAS CITY from Omaha
- OF **Nate Eaton** recalled by KANSAS CITY from Omaha
- 5/6 RHP **Daniel Mengden** activated from the Development List
- 5/7 LHP **Daniel Lynch**'s rehab assignment transferred to Omaha
- RHP **Jonathan Heasley** optioned to Omaha
- RHP **Max Castillo** recalled by KANSAS CITY from Omaha
- 5/8 RHP **Jose Cuas** recalled by KANSAS CITY from Omaha
- RHP **James McArthur** optioned to Omaha
- OF **Franmil Reyes** designated for assignment.
- 5/9 OF **Drew Waters** sent on a rehab assignment to Omaha
- 5/12 RHP **Brett de Geus** assigned to Omaha and placed on the Development List
- 5/16 INF **Nicky Lopez** sent on a rehab assignment to Omaha
- INF **Johan Camargo** activated from the 7-Day Injured List
- RHP **Max Castillo** optioned to Omaha
- RHP **Jackson Kowar** recalled by KANSAS CITY from Omaha



## MANAGER: MIKE JIRSCHLE • #23

- Mike Jirschele returns for his 15th season as Omaha's manager, his 18th season managing in Minor League Baseball and 32nd season overall with the Royals organization, named to the position of Storm Chasers manager on January 13, 2023, after previously managing Triple-A Omaha from 1995-97 and 2003-13.
- Jirschele served on the Kansas City Royals coaching staff as the Third Base Coach from 2014-19 and won the World Series in 2015. Jirschele most recently served as the bench coach under manager Chris Witheridge during the 2022 season with the Double-A Northwest Arkansas Naturals. He spent the 2021 season as Witheridge's bench coach for the High-A Central champion Quad Cities River Bandits and served as Special Assistant to the General Manager in 2020.
- In his second stint as Omaha's manager, over 11 years from 2003 to 2013, he led the team to four division titles, three consecutive trips to the Pacific Coast League Championship Series (2011-2013), two PCL titles (2011, 2013) and the team's first of two Triple-A National Championships in 2013.
- He earned the 2011 Mike Coolbaugh Award for *outstanding baseball work ethic, knowledge of the game and skill in mentoring young players on the field* and he is a four-time recipient of the Dick Howser Award (1992, 1994, 2005, 2011), recognizing outstanding work in player development within the Royals organization.
- Prior to his time with Omaha and Kansas City, he served as the Royals Minor League Infield Coordinator for four years, from 1998-2002, and he held managerial positions with Wilmington (1994), Rockford (1993) and the Gulf Coast Royals (1992).
- He appeared 999 games in the Minor Leagues across 13 years, between 1977 and 1990, including 22 games with the Omaha Royals between 1988 and 1989.



## PITCHING COACH: DANE JOHNSON • #59

- Dane Johnson enters his fourth year in the Royals organization and as the Storm Chasers pitching coach, after joining Kansas City ahead of the 2020 season. 2023 marks his 24th season coaching overall.
- He previously spent one season in the Miami Marlins organization (2019) as a Pitching Consultant and 19 seasons with the Toronto Blue Jays as a Minor League Pitching Coach from 2000-03, Pitching Coordinator from 2004-14 and Major League Bullpen Coach from 2015-18.
- Prior to entering coaching, spent 15 years as a player, including over 280 games in the Minor Leagues and parts of three seasons in the Majors with the Chicago White Sox (1994), Blue Jays (1996) and Oakland Athletics (1997), also playing two seasons (1990-1991) in the Chinese Professional Baseball League.
- Johnson and his wife, Gina, reside in Palm Harbor, Florida. They have two children: a daughter, Madison (31), and son, Cobi (27).



## HITTING COACH: BIJAN RADEMACHER • #52

- Bijan Rademacher (*bi-ZHON RAH-de-moch-err*) joins the Royals as the Omaha Storm Chasers Hitting Coach this year after spending the last two years with the Arizona Diamondbacks as their Minor League Hitting Coordinator (2021) and ACL Hitting Coach (2022).
- Prior to coaching, he spent eight years playing professionally (2012-2019), spanning seven seasons in the Chicago Cubs organization (2012-18) and slashed .280/.361/.402 over 702 career MiLB games, reaching as high as Triple-A. He also played one season in independent baseball (2019) with the New Britain Bees in the Atlantic League, in addition to an offseason in the Mexican Pacific Winter League.
- Over 243 career Triple-A games with the Iowa Cubs, he played 11 games at Werner Park and was a .378 hitter (14-for-37) with one homer and 5 runs batted in while playing in Omaha.
- Rademacher lives in Tempe, Arizona with his wife Melissa.



## BENCH COACH: DAVID NOWORYTA • #33 (3RD BASE COACH)

- David Noworyta (*Nova-REE-tah*) enters his second year in the Royals organization and first as Omaha's Bench Coach, after making his coaching debut in 2022 as the Assistant Hitting Coach for the River Bandits Kansas City's High-A affiliate.
- Prior to coaching, he spent four years playing professionally (2018-21), including three minor league seasons in the Detroit Tigers organization (2018-20), and one with the Independent Pioneer League's Billings Mustangs in 2021. Before signing with Detroit in 2018, Noworyta graduated from the University of Hawaii with a bachelor's degree in communications and journalism, and played in parts of three seasons for their baseball team.
- Noworyta attended Holy Cross Academy (N.J.), where he played baseball and basketball, and was selected by the Royals in the 37th round of the 2014 MLB Draft. He resides in Hainesport, N.J. in the offseason.



## CERTIFIED ATHLETIC TRAINER: JAMES STONE

- James Stone is entering his fifth season as the Certified Athletic Trainer for the Storm Chasers after serving the previous seven seasons with the Wilmington Blue Rocks (Royals High-A), including the 2015 season, in which he was named Carolina League Athletic Trainer of the Year.
- He joined the Kansas City organization in 2010 as the athletic trainer for the Class-A Burlington Bees. He came to the Royals after spending one season with the Central Valley Coyotes (Fresno, California) in Arena Football 2.
- Stone worked three seasons in the Florida Marlins organization, with stops in Jupiter (2008), Greensboro (2007) and Jamestown (2006), winning New York-Penn League Trainer of the Year honors in 2006.
- He was the Strength and Conditioning Coach for the Baltimore Orioles Class-A affiliate, the Delmarva Shorebirds, in 2005.
- Stone graduated with a bachelor's of science in kinesiology from Cal State-Northridge. He resides in Simi Valley, California with his dog, Ozzie.



## STRENGTH & CONDITIONING COACH: YANNICK PLANTE

- Yannick Plante is entering his third season as the Strength & Conditioning Coach for the Storm Chasers, after being slated to serve in that role with Northwest Arkansas in 2020.
- He began with the Kansas City Organization in 2019 as the athletic trainer for the Burlington Royals (Advanced Rookie, Appalachian League). He was then a staff member of the Surprise Saguaros of the Arizona Fall League in the fall of 2019.
- Plante has a master's degree in kinesiology from the University of Calgary and a bachelor's degree in human kinetics with specialization in biophysics from the University of Ottawa. He currently lives in Ottawa, Ontario.



TONY MEDINA  
MINOR LEAGUE/LATIN AMERICA  
MEDICAL COORDINATOR



BEN NICHOLAS  
PLAYER DEVELOPMENT TRAINEE



JEREMY OWENS  
PLAYER DEVELOPMENT TRAINEE



## Jonathan Heasley - Pitching - Stat Splits - 2023 - Regular Season

Split	Team	W	L	ERA	G	GS	CG	SHO	SV	IP	H	R	ER	HR	HB	BB	IBB	SO	WHIP	AVG	AB	WP	BK	GIDP	TBF	NP-S
Home Games	OMA	1	1	3.46	2	2	0	0	0	13.0	13	5	5	2	0	2	0	12	1.15	.260	50	0	0	1	52	187 - 121
Away Games	OMA	0	2	10.57	5	5	0	0	0	23.0	31	27	27	5	1	11	0	19	1.83	.330	94	1	0	2	109	434 - 277
Day Games	OMA	0	1	6.06	3	3	0	0	0	16.1	18	11	11	3	1	4	0	16	1.35	.286	63	1	0	2	69	268 - 170
Night Games	OMA	1	2	9.61	4	4	0	0	0	19.2	26	21	21	4	0	9	0	15	1.78	.321	81	0	0	1	92	353 - 228
On Grass	OMA	1	3	8.00	7	7	0	0	0	36.0	44	32	32	7	1	13	0	31	1.58	.306	144	1	0	3	161	621 - 398
April	OMA	1	3	9.00	6	6	0	0	0	31.0	41	31	31	7	1	10	0	25	1.65	.320	128	1	0	2	142	535 - 347
May	OMA	0	0	1.80	1	1	0	0	0	5.0	3	1	1	0	0	3	0	6	1.20	.188	16	0	0	1	19	86 - 51
On Tuesdays	OMA	0	1	9.95	1	1	0	0	0	6.1	8	7	7	1	0	1	0	2	1.42	.320	25	0	0	0	28	104 - 72
On Wednesdays	OMA	0	1	3.86	1	1	0	0	0	7.0	7	3	3	1	0	0	0	7	1.00	.269	26	0	0	1	26	95 - 60
On Thursdays	OMA	0	1	14.73	2	2	0	0	0	7.1	12	12	12	2	0	6	0	8	2.45	.375	32	0	0	1	38	157 - 95
On Fridays	OMA	1	0	3.00	1	1	0	0	0	6.0	6	2	2	1	0	2	0	5	1.33	.250	24	0	0	0	26	92 - 61
On Sundays	OMA	0	0	7.71	2	2	0	0	0	9.1	11	8	8	2	1	4	0	9	1.61	.297	37	1	0	1	43	173 - 110
In games following a win	OMA	0	2	14.92	3	3	0	0	0	12.2	22	21	21	4	0	7	0	8	2.29	.386	57	0	0	1	66	254 - 162
In games following a loss	OMA	1	1	4.24	4	4	0	0	0	23.1	22	11	11	3	1	6	0	23	1.20	.253	87	1	0	2	95	367 - 236
Starter	OMA	1	3	8.00	7	7	0	0	0	36.0	44	32	32	7	1	13	0	31	1.58	.306	144	1	0	3	161	621 - 398

## Jonathan Heasley - Opposing Hitting - Stat Splits - 2023 - Regular Season

Split	Team	AVG	G	AB	R	H	2B	3B	HR	RBI	BB	IBB	SO	SB	CS	OBP	SLG	OPS	HBP	SAC	SF	GIDP
vs Left	OMA	.356	7	73		26	8	2	3	13	11	0	15			.435	.644	1.079	0	0	1	0
vs Right	OMA	.254	7	71		18	3	1	4	15	2	0	16			.276	.493	.769	1	0	2	3
Team is ahead	OMA	.233	2	30		7	0	0	2	4	2	0	6			.281	.433	.714	0	0	0	0
Team is behind	OMA	.247	7	81		20	9	1	2	15	8	0	18			.308	.457	.765	0	0	2	2
Score is tied	OMA	.515	7	33		17	2	2	3	9	3	0	7			.553	.970	1.523	1	0	1	1
Batting First	OMA	.529	7	17		9	1	1	2	3	5	0	5			.636	1.059	1.695	0	0	0	0
Batting Second	OMA	.375	7	16		6	1	1	1	6	1	0	6			.444	.750	1.194	1	0	0	0
Batting Third	OMA	.250	7	16		4	2	0	0	4	1	0	2			.278	.375	.653	0	0	1	0
Batting Fourth	OMA	.294	7	17		5	0	0	1	4	0	0	2			.278	.471	.749	0	0	1	1
Batting Fifth	OMA	.235	7	17		4	2	0	1	3	0	0	5			.222	.529	.751	0	0	1	0
Batting Sixth	OMA	.294	7	17		5	1	0	1	2	1	0	2			.333	.529	.862	0	0	0	0
Batting Seventh	OMA	.067	7	15		1	0	0	0	0	2	0	3			.176	.067	.243	0	0	0	1
Batting Eighth	OMA	.400	7	15		6	2	0	1	1	2	0	3			.471	.733	1.204	0	0	0	1
Batting Ninth	OMA	.286	7	14		4	2	1	0	5	1	0	3			.333	.571	.904	0	0	0	0
Leading Off	OMA	.412	7	34		14	3	1	2	2	4	0	5			.474	.735	1.209	0	0	0	0
First Inning	OMA	.400	7	30	9	12	2	2	2	8	3	0	6	0	0	.444	.800	1.244	1	0	2	1
Second Inning	OMA	.367	7	30	10	11	4	1	2	10	7	0	7	1	0	.486	.767	1.253	0	0	0	2
Third Inning	OMA	.280	7	25	4	7	3	0	1	4	0	0	4	0	0	.280	.520	.800	0	0	0	0
Fourth Inning	OMA	.182	6	22	1	4	0	0	0	0	0	0	6	2	0	.182	.182	.364	0	0	0	0
Fifth Inning	OMA	.278	5	18	4	5	0	0	1	4	3	0	3	2	1	.364	.444	.808	0	0	1	0
Sixth Inning	OMA	.231	4	13	3	3	0	0	1	2	0	0	3	0	0	.231	.462	.693	0	0	0	0
Seventh Inning	OMA	.333	2	6	1	2	2	0	0	0	0	0	2	0	0	.333	.667	1.000	0	0	0	0
Bases Empty	OMA	.307	7	75		23	5	1	4	4	8	0	13			.373	.560	.933	0	0	0	0
Runner at 1st	OMA	.286	7	28		8	1	1	1	4	1	0	7			.333	.500	.833	1	0	0	1
Runner at 2nd	OMA	.278	6	18		5	2	0	2	7	1	0	4			.316	.722	1.038	0	0	0	0
Runner at 3rd	OMA	.429	5	7		3	1	0	0	3	1	0	4			.444	.571	1.015	0	0	1	0
Runners at 1st & 2nd	OMA	.333	5	9		3	1	1	0	3	0	0	0			.333	.667	1.000	0	0	0	2
Runners at 1st & 3rd	OMA	.000	4	3		0	0	0	0	1	0	0	2			.000	.000	.000	0	0	1	0
Runners at 2nd & 3rd	OMA	.333	3	3		1	0	0	0	2	1	0	1			.500	.333	.833	0	0	0	0
Bases Loaded	OMA	1.000	2	1		1	1	0	0	4	1	0	0			.667	2.000	2.667	0	0	1	0
Runners On	OMA	.304	7	69		21	6	2	3	24	5	0	18			.346	.580	.926	1	0	3	3
Scoring Position	OMA	.317	7	41		13	5	1	2	20	4	0	11			.354	.634	.988	0	0	3	2
No Outs	OMA	.368	7	57		21	5	2	2	7	6	0	8			.431	.632	1.063	1	0	1	1
One Out	OMA	.347	7	49		17	5	1	3	16	5	0	9			.393	.673	1.066	0	0	2	2
Two Outs	OMA	.158	7	38		6	1	0	2	5	2	0	14			.200	.342	.542	0	0	0	0
Late / Close	OMA	.250	1	4		1	1	0	0	0	0	0	2			.250	.500	.750	0	0	0	0
Ahead in Count	OMA	.250	7	48		12	2	1	1	8	0	0	13			.250	.396	.646	1	0	3	0
Behind in Count	OMA	.359	7	39		14	3	0	3	9	13	0	7			.519	.667	1.186	0	0	0	1
0-0 Count	OMA	.429	7	21		9	2	2	1	5	0	0	0			.429	.857	1.286	0	0	0	1
0-1 Count	OMA	.333	7	15		5	0	0	1	3	0	0	0			.375	.533	.908	1	0	0	0
0-2 Count	OMA	.308	7	13		4	1	1	0	3	0	0	4			.286	.538	.824	0	0	1	0
1-0 Count	OMA	.500	7	8		4	1	0	1	4	0	0	0			.500	1.000	1.500	0	0	0	0
1-1 Count	OMA	.375	7	16		6	4	0	2	5	0	0	0			.375	1.000	1.375	0	0	0	1
1-2 Count	OMA	.150	7	20		3	1	0	0	2	0	0	9			.136	.200	.336	0	0	2	0
2-0 Count	OMA	.500	6	4		2	0	0	0	0	0	0	0			.500	.500	1.000	0	0	0	0
2-1 Count	OMA	.333	7	6		2	1	0	0	1	0	0	0			.333	.500	.833	0	0	0	1
2-2 Count	OMA	.150	7	20		3	0	0	0	1	0	0	11			.150	.150	.300	0	0	0	0
3-0 Count	OMA	.000	5	1		0	0	0	0	0	2	0	0			.667	.000	.667	0	0	0	0
3-1 Count	OMA	.500	7	2		1	0	0	1	2	3	0	0			.800	2.000	2.800	0	0	0	0
3-2 Count	OMA	.278	7	18		5	1	0	1	2	8	0	7			.500	.500	1.000	0	0	0	0
Pitcher	OMA	.306	7	144		44	11	3	7	28	13	0	31			.360	.569	.929	1	0	3	3







## PLAYER

## 50 MAX CASTILLO

RHP • R/R • 6'2" • 285 lbs • 5/4/1999 (23)  
Traded from Toronto — 8/2/2022  
Born/Resides: Caracas, Venezuela

## 57 DYLAN COLEMAN

RHP • R/R • 6'5" • 235 lbs • 9/16/1996 (26)  
Traded from San Diego — 11/5/2020  
Born: Potosi, Missouri • Resides: Mineral Point, Missouri

## 31 AUSTIN COX

LHP • L/L • 6'4" • 235 lbs • 3/28/1997 (26)  
2018 MLB Draft — Round 5 (Mercer)  
Born: Macon, Georgia • Resides: Kansas City, Missouri

## 55 JONAH DIPOTO

RHP • R/R • 6'1" • 225 lbs • 9/3/1996 (26)  
2019 MLB Draft — Round 35 (UC San Diego)  
Born: Queens, N.Y. • Resides: San Diego, Calif.

## 60 JONATHAN HEASLEY

RHP • R/R • 6'3" • 235 lbs • 1/27/1997 (26)  
2018 MLB Draft — Round 13 (Oklahoma State)  
Born: Plano, Texas • Resides: Dallas, Texas

## 58 BROOKS KRISKE

RHP • R/R • 6'3" • 210 lbs • 3/23/1994 (29)  
Signed 12/14/2022 as a Minor League Free Agent  
Born/Resides: Scottsdale, Arizona

## 21 MIKE MAYERS

RHP • R/R • 6'2" • 220 lbs • 12/6/1991 (31)  
Signed 12/22/2022 as a Minor League Free Agent  
Born: Grove City, Ohio • Resides: Naples, Florida

## 48 JAMES McARTHUR

RHP • R/R • 6'7" • 230 lbs • 12/11/1996 (26)  
Traded from Philadelphia — 5/8/2023  
Born/Resides: New Braunfels, Texas

## 36 DANIEL MENGDEN

RHP • R/R • 6'1" • 215 lbs • 2/19/1993 (30)  
Signed 3/29/2023 as a Minor League Free Agent  
Born/Resides: Houston, Texas

## 41 ANDRÉS NUÑEZ

RHP • R/R • 6'4" • 265 lbs • 9/20/1995 (27)  
2018 MLB Draft — Round 29 (Florida International)  
Born/Resides: Southwest Ranches, Florida

## 53 DREW PARRISH

LHP • L/L • 5'11" • 119 lbs • 2/8/1997 (25)  
2019 MLB Draft — Round 8 (Florida State)  
Born: Cape Canaveral, Fla. • Resides: Tallahassee, Fla.

## 40 WALTER PENNINGTON

LHP • L/L • 6'2" • 205 lbs • 4/14/1998 (25)  
Signed 8/19/2020 as an Undrafted Free Agent (Coca-Cola School of Mines)  
Born: Englewood, Colo. • Resides: Broomfield, Colo.

## 47 EVAN SISK

LHP • L/L • 6'2" • 195 lbs • 4/23/1997 (26)  
Traded from Minnesota — 1/24/2023  
Born: Pineville, N.C. • Resides: Chester, S.C.

## 43 COLLIN SNIDER

RHP • R/R • 6'4" • 205 • 10/10/1995 (27)  
2017 MLB Draft — Round 12 (Vanderbilt)  
Born/Resides: Murfreesboro, Tennessee

## 44 RYAN WEISS

RHP • R/R • 6'4" • 220 • 12/10/1996 (26)  
Claimed off Waivers from Arizona — 7/1/2022  
Born: South Elgin, Ill. • Resides: Raleigh, N.C.

## 62 NICK WITTGREN

RHP • R/R • 6'2" • 210 • 5/29/1991 (31)  
Signed 12/23/2022 as a Minor League Free Agent  
Born: Torrance, California • Resides: Jupiter, Florida

## QUICK NOTES

Ranked by *Baseball America* as the No. 18 Royals prospect

- 2023: Appeared in 4 Cactus League games for the Royals and went 2-0 with a 11.12 ERA (7 ER in 5.2 IP) and 7 K ... opened the season with Omaha and went 0-5 with a 6.66 ERA cross 5 starts, was recalled by KC on 5/7 and pitched in 3 games, allowed 3 ER in 9.0 IP (2.89 ERA), optioned to OMA on 5/16.
- 2022: Began the 2022 season in the Blue Jays organization and made 20 appearances (11 in MLB and 9 in MLB) before being traded to Kansas City on 8/2 with Samad Taylor in exchange for Whit Merrifield ... had three stints with the Royals ... in three stints with Omaha, pitched in 7 games (6 starts) with 22 strikeouts in 21.1 innings.
- 2021: Spent the entire season with New Hampshire (AA), appearing in 21 games (20 starts) while going 11-4 with a 4.85 ERA (55 ER in 102.0 IP) and 89 strikeouts.

45FB (90-92), CH, SL

CONSECUTIVE BATTERS RETIRED: 0

SCORELESS STREAK: 0.0 IP

- 2023: Made his second consecutive Opening Day Roster with the Royals, but allowed 10 ER in 5.0 IP (18.00 ERA) in 5 games with 7 H, 7 BB & 5 K ... optioned to Omaha on 4/14, appeared in his first game 5/2 vs. LOU ... 9 of 12 outs he's recorded with Omaha this season have been strikeouts (4 on 45FB, 5 on Sweeper).
- 2022: Spent nearly the entire season in Kansas City, pitching in 68 games for the Royals with a 5-2 record and 2.78 (21 ER in 68.0 IP) and 71 strikeouts ... 2nd-most appearances among rookie relievers, 3th in ERA, and 3th in Strikeouts ... did not allow a hit over the final 26.0 innings of the season ... pitched 1 game in Omaha on May 24.
- 2021: Opened the season in NW Arkansas (AA) and assigned to Omaha on 7/8 ... earned his first MLB call-up on 9/20 and pitched in 5 games for Kansas City with 7 K in 6.1 IP.

45FB (91-96), SL, SW

CONSECUTIVE BATTERS RETIRED: 3 (5/12)

SCORELESS STREAK: 1.0 IP (5/12)

- 2023: As a non-roster invitee, appeared in 4 Cactus League games for the Royals and went 0-1 with a 2.08 ERA (1 ER in 4.1 IP) and 8 K ... 2 of 4 starts were scoreless (4/7 @ IND and 4/27 @ NAS) ... contract selected by Kansas City on 5/3, threw 2.0 scoreless innings in MLB Debut vs. BAL 5/4, optioned 5/5.
- 2022: Spent the entire season with Omaha and made 29 appearances (24 starts) for the Storm Chasers, going 7-7 with his 15 career save ... maintained a 4.21 ERA (69 ER in 147.1 IP) with a career-high 105 strikeouts ... 147.1 IP ranked 3rd among Royals prospects (Garland), 14 starts ranked 4th, 7 W ranked tied 4th and 105 K was 6th.
- 2021: Joined NW Arkansas (AA) at the end of May, made his 2021 debut 5/26 and remained with the Nationals through the end of the postseason, made 15 Double-A starts.

45FB (89-92), CH, CB, SL

CONSECUTIVE BATTERS RETIRED: 1 (5/13)

SCORELESS STREAK: 0.0 IP

- 2023: For the 2nd straight year, made his spring debut with a scoreless Cactus League inning against his dad's Seattle Mariners, on 2/26 ... opened the regular season with NW Arkansas (AA) and pitched 10.1 scoreless innings with 1 ER and 13 K across 7 relief outings ... assigned to Omaha (AAA) on 5/3, made his Triple-A debut 5/4, struck out 2 and allowed 2 unearned runs.
- 2022: Pitched a scoreless Cactus League inning with a strikeout on 3/29 against his dad's Seattle Mariners ... spent the entire season with NW Arkansas (AA) and led the Nationals with 42 games pitched ... 11.87 K/9 ranked second among Royals minor leaguers (min. 60.0 IP) ... 212 opponents' batting average and 28.3% K rate ranked 3rd.
- MISC: Full name is *Jonah Seaver Dipoto*, after Tom Seaver ... father Jerry Dipoto is currently the President of Baseball Operations for the Seattle Mariners, formerly their GM.

SNK (91-93), SL, CB

CONSECUTIVE BATTERS RETIRED: 1 (5/14)

SCORELESS STREAK: 0.2 IP (5/14)

- 2023: Appeared in 4 Cactus League games for the Royals (2 starts) and went 0-1 with a 17.36 ERA (18 ER in 9.1 IP) and 7 K ... 2 of 4 starts have been quality start, 4/7 vs. TOR and 4/19 vs. GWN ... called up 5/5 and threw 2.0 IP on 5/5, OK'd with 4 H & 2 ER, optioned back Omaha on 5/7.
- 2022: Split the season between KC and Omaha, making 21 starts over four stints with the Royals, plus nine starts with the Chasers ... 21 MLB starts ranked 7th among Major League rookies ... opened the season in Triple-A, made his 6th start before his first call-up to KC on 5/12 ... across all nine outings with Omaha, struck out 45 in 39.1 IP (10.3 K/9).
- 2021: Named Kansas City's Double-A Pitcher of the Year with NW Arkansas (AA) and spent much of the season with the Nationals before making his MLB debut with Kansas City on 9/17 and finishing the year with the Royals ... in 22 appearances (21 starts) with NWA, went 7-3 with a 3.33 ERA (39 ER in 105.1 IP) and 120 strikeouts (10.3 K/9).

45FB (92-94), CB, CH, SNK, SL

CONSECUTIVE BATTERS RETIRED: 0

SCORELESS STREAK: 5.0 IP (5/11)

- 2023: As a non-roster invitee, appeared in 10 Cactus League games for the Royals and went 0-1 with a 3.48 ERA (4 ER in 10.1 IP) and 11 K to just 3 BB ... 8 of 10 appearances with Omaha have been scoreless, including a perfect game on 5/11 @ SWB.
- 2022: Signed with the Yorkregion Devils BayStars of the Professional Baseball (NPB) on December 8, 2021 and pitched in 32 games, going 1-3 with two saves, a 3.25 ERA (13 ER in 36.0 IP) and 56 strikeouts (10.3 K/9) between Japan's Central League (equivalent to Major League Baseball) and Eastern League (Japan's Minor Leagues).
- 2020-2021: Pitched 16 games in the Major Leagues between New York (AL) and Baltimore, with a 2-1 record and 14.40 ERA (24 ER in 15.0 IP) and 19 strikeouts ... pitched a scoreless ninth inning to finish the game his Major League debut on July 29 @ Baltimore.

45FB (93-95), SPL, SL

CONSECUTIVE BATTERS RETIRED: 0

SCORELESS STREAK: 0.0 IP

- 2023: As a non-roster invitee, appeared in 6 Cactus League games for the Royals (2 starts) and went 0-1 with a 5.02 ERA (8 ER in 14.1 IP) ... pitched his first quality start of the season 4/18 vs. GWN (6.0 IP, 1 ER).
- 2022: Spent much the season with the Los Angeles Angels, as he made 24 MLB appearances (3 starts) and went 1-1 with a 5.68 ERA ... Designated for Assignment on 5/26 and outrighted off the 40-man roster on 6/2 ... made eight starts for Salt Lake (AAA) before he returned to the Angels on 8/6, where he finished the season.
- 2021: For the second straight season, spent the entire year in the Major Leagues and pitched in a career-high 72 games for the Angels, tied for the 4th-most in the American League and 8th in MLB ... 88 of his career-high 90 strikeouts came in relief, and 7th among American League relievers.

45FB (90-92), SL, CH, SNK, CB

CONSECUTIVE BATTERS RETIRED: 7 (5/6)

SCORELESS STREAK: 6.0 IP (5/6)

- 2023: Traded by the Phillies to the Royals on 5/8 in exchange for OF Junior Marin and cash ... made 5 appearances (4 starts) with Lehigh Valley (AAA) and went 0-2 with a 7.31 ERA (13 ER in 16.0 IP) with 15 strikeouts and 7 walks ... threw 2 scoreless innings in his Royals organizational debut on 5/12 @ SWB, struck out 2 and retired his last out.
- 2022: Limited to 13 starts for Reading (AA) and went 2-6 with a 5.05 ERA ... placed on the IL on 6/22 with a right posterior elbow impingement, reinstated on 6/29, recalled by the Phillies and placed on the 60-day IL for the remainder of the season with a right elbow stress reaction.
- 2021: Selected to Philadelphia's 40-man roster in November, recorded a 4.25 ERA (37 ER in 78.1 IP) with 83 K in 20 games (15 starts) between Jersey Shore (A+) and Reading (AA).

SNK (92-94), CB, CH, CUT

CONSECUTIVE BATTERS RETIRED: 4 (5/12)

SCORELESS STREAK: 2.0 IP (5/12)

- 2023: Re-signed with Kansas City as a Minor League Free Agent on March 29 ... opened the season on the Development List for Omaha, activated May 6 for his first appearance of the season and allowed 5 ER on 7 H in 3.0 IP.
- 2022: Signed with Kansas City as a minor league free agent on March 20, 2022 and appeared in 5 games (1 start) for the Royals, going 0-1 with 1 save and a 5.14 ERA (4 ER in 7.0 IP) ... began the season with Omaha and spent most of the year with the Chasers, appearing in 25 games (20 starts) with a 7-7 record and 5.20 ERA.
- 2021: Played overseas for the Kia Tigers of the Korean Baseball Organization ... Went 8-3 in 21 starts with a 3.60 ERA (48 ER in 120.0 IP) and 104 K (20.7% of batters faced).

45FB (91-94), CUT, CH, SL

CONSECUTIVE BATTERS RETIRED: 1 (5/6)

SCORELESS STREAK: 0.1 IP (5/6)

- 2023: As a non-roster invitee, appeared in 2 Cactus League games for the Royals and struck out 4 with a 16.20 ERA (3 ER in 1.2 IP) ... 10 of 14 appearances with Omaha have been scoreless, including 2 innings in extras on 5/11 @ SWB, pitching the 10th and 11th.
- 2022: Spent the entire season with Omaha and was named Kansas City's Triple-A Pitcher of the Year with the Storm Chasers, going 5-4 with a team-high tying 8 saves, a 3.61 ERA (25 ER in 62.1 IP) with 69 strikeouts to just 17 walks (4.06 K/BB) in a team-best 54 relief appearances ... threw the longest scoreless streak in MLB, a stretch of 26.1 innings and 22 appearances from 5/19 to 7/26 in which he did not allow a run, holding opponents to a .183 average (17- for 93) with 34 strikeouts.
- 2021: Began the season with NW Arkansas (AA), split the season between the Nationals and Omaha, combined for the 3rd-most appearances among KC minor leaguers (47).

SNK (90-92), SL, CH, CUT

CONSECUTIVE BATTERS RETIRED: 2 (5/11)

SCORELESS STREAK: 2.0 IP (5/11)

- 2023: Appeared in 2 Cactus League games for the Royals and produced a 3.00 ERA (1 ER in 3.0 IP) and 1 K.
- 2022: Began the season with NW Arkansas (AA), made 10 starts before being assigned to Omaha on 6/3, where he finished the season, pitched in 17 games (15 starts) for Omaha and went 3-8 with a 5.62 ERA (46 ER in 72.2 IP) ... with the Nationals was named the Texas League Pitcher of the Week back-to-back on 5/9 and 5/16, did not allow an earned run in 28.2 innings between 5/1 and 5/26 ... was the Texas League's May Pitcher of the Month right before getting called up to Triple-A.
- 2021: Split the season between Quad Cities (A+) and NW Arkansas (AA), with a break in between to pitch for Team USA at the 2021 WBSC Olympic Baseball Qualifiers ... named an MLB.com Organization All-Star ... among qualified MLB pitchers (96.0 IP), ranked 14th in WHIP, 14th in opponents average (.198) and 16th in ERA (2.83).

SNK (87-91), CH, CB

CONSECUTIVE BATTERS RETIRED: 1 (5/14)

SCORELESS STREAK: 0.1 IP (5/14)

- 2023: Opened the season with NW Arkansas (AA) and pitched 9.2 scoreless innings with 11 strikeouts across 8 relief outings, allowed 4 H and 4 BB for a 0.83 WHIP and 129 BAA ... assigned to Omaha (AAA) on 5/3 and made his Triple-A debut 5/5 vs. LOU, struck out his first 2 batters in a 1-2-3 7th inning.
- 2022: Opened the season with Quad Cities (A+) and pitched 1.2 scoreless innings with nine strikeouts across five relief outings ... assigned to NW Arkansas (AA) on 4/21, where he ended the season ... earned decisions in 5 of his first 6 outings with Nationals (3 W, 1 L, 1 SV) ... 1 of 3 NW Arkansas outings were scoreless, allowed 1 ER or less in 20 of 35 ... made first pro start 6/22 vs. SPR ... was on the Injured List from 8/18 to 9/1, threw scoreless 8th inning in first outing back 9/3.
- MISC: Graduated from the Colorado School of Mines with a mechanical engineering degree, threw 224.2 innings, but also hit .288 with a 1.142 OPS as an outfielder.

SNK (91-93), SL, CH

CONSECUTIVE BATTERS RETIRED: 1 (5/13)

SCORELESS STREAK: 2.0 IP (5/13)

- 2023: Appeared in 6 Cactus League games for the Royals in his first MLB Spring Training and went 1-0 with a 4.50 ERA (3 ER in 6.0 IP) and 3 K ... has not allowed an earned run in 11 of his team-best 16 appearances ... threw 2.0 perfect innings 5/6 vs. MIN.
- 2022: Split his first full season in the Twins organization between Wichita (AA) and St. Paul (AAA), earned Minnesota's MLB.com Organization All-Star honors as a relief pitcher ... posted a 1.57 ERA (11 ER in 63.0 IP) with 76 strikeouts against 29 walks (10.36 K/9 and 2.62 K/BB) across 50 games between the two levels, the best ERA in 2022 among all MLB relievers that made 50+ appearances and threw a minimum of 60.0 IP.
- 2021: Began the season in the Cardinals organization with Minnesota and appeared in 19 games (11 starts) from April to June, going 1-1 with a 3.00 ERA (10 ER in 30.0 IP) and 34 strikeouts in 39 games with a 3-1 record and 3.91 ERA (23 ER in 53.0 IP), striking out 69 with 35 walks ... originally drafted by St. Louis in the 16th Round in 2018.

SNK (89-92), CH, SL

CONSECUTIVE BATTERS RETIRED: 4 (5/14)

SCORELESS STREAK: 6.0 IP (5/4 to 5/14)

- 2023: Appeared in 7 Cactus League games for the Royals and went 1-0 with a 3.52 ERA (3 ER in 7.2 IP) and 10 K to just 1 BB ... 5 of 11 appearances have been scoreless, has allowed runs in 6 of his last 9 outings, including 4 straight between 4/27 and 5/6, last 2 have been scoreless.
- 2022: Made the Opening Day Roster and his MLB Debut with Kansas City ... in his first season in the big leagues, started and ended the season with Kansas City ... pitched in 42 games across five stints with the Royals, going 4-2 with a 6.55 ERA (25 ER in 34.1 IP) ... began his career with 5.1 scoreless innings over 6 games, and pitched in 27 of KC's first 36 games during his first stint from Opening Day through 6/9 ... also appeared in 20 games with Omaha (AAA) with a 5-40 ERA (13 ER in 21.2 IP) and 12 scoreless outings.
- 2021: Split the season between Amarillo (AA) and Reno (AAA) ... appearing in 34 games (8 starts), combined to go 6-3 with one save, and a 4.60 ERA (40 ER in 78.1 IP), along with 88 strikeouts ... back-to-back Double-A Central Pitcher of the Week to open the season, with a career-best 17.2-inning scoreless streak from May 6 to 23.

SNK (94-95), SL

CONSECUTIVE BATTERS RETIRED: 1 (5/14)

SCORELESS STREAK: 2.0 IP (5/10 to 5/14)

- 2023: As a non-roster invitee, appeared in 8 Cactus League games for the Royals and went 2-0 with a 1.93 ERA (2 ER in 9.1 IP) and 15 K to 5 BB ... 4 of 11 outings have been scoreless, allowed at least 1 run in 5 straight appearances between 4/5 and 4/20 ... threw 2.0 scoreless innings 5/2 vs. LOU ... DFA'd on June 26, and claimed by Kansas City on July 1, but optioned off the 40-man roster at completion of the deal ... in 47 appearances (1 start) across the three affiliates, went 3-2 with a 6.93 ERA (48 ER in 62.1 IP) ... made his Omaha debut 7/3 @ STL, made his MLB debut 7/3 @ STL, and made 30 relief appearances with the Chasers, with 34 strikeouts in 25 innings (8.6 K/9).
- 2021: Split the season between Amarillo (AA) and Reno (AAA) ... appearing in 34 games (8 starts), combined to go 6-3 with one save, and a 4.60 ERA (40 ER in 78.1 IP), along with 88 strikeouts ... back-to-back Double-A Central Pitcher of the Week to open the season, with a career-best 17.2-inning scoreless streak from May 6 to 23.

SNK, CB, 45FB (90-93), SL

CONSECUTIVE BATTERS RETIRED: 1 (5/9)

SCORELESS STREAK: 2.1 IP (5/4 to 6/9)

- 2023: 13 of 15 appearances with Omaha have been scoreless with 6 perfect appearances ... has retired 53 of 69 batters faced (77%) ... allowed 1 earned run in his first 12 appearances, including a strikeout scoreless 9th inning on 5/11 (11.2 IP) from April to June, going 1-1 with a 3.00 ERA (10 ER in 30.0 IP) and 34 strikeouts in 39 games with a 3-1 record and 3.91 ERA (23 ER in 53.0 IP), striking out 69 with 35 walks ... originally drafted by St. Louis in the 16th Round in 2018.
- 2022: Pitched in 29 games for the St. Louis Cardinals and allowed just 1 run over his first 5 appearances (6.1 IP), but recorded a 7.50 ERA (10 ER in 12.0 IP) in May and a 6.75 ERA (8 ER in 10.2 IP) in June, before being DFA'd on July 2 and released on July 9 ... did not play professional baseball for the rest of the season.
- 2016-22: Over parts of seven seasons in the Major Leagues with Miami, Cleveland and St. Louis, pitched a 28.7% rank (21 starts) with a 3.96 ERA (123 ER in 300.1 IP) and 282 strikeouts ... has allowed only 27 of 130 inherited runners to score in his MLB career, and that rate of 20.8% ranks 5th in the majors since 2016 (min. 275 appearances).

45FB (90-92), SL, CH, CUT

CONSECUTIVE BATTERS RETIRED: 4 (5/12 to 5/14)

SCORELESS STREAK: 2.2 IP (5/11 to 5/14)

## CAREER HIGHS

IP	7.0	(3x) Last: 5/20/22 vs. Syracuse
K	9	5/30/18 vs. Lake County
BB	4	(6x) Last: 9/25/22 vs. SEATTLE
H	10	(2x) Last: 8/7/21 vs. Hartford
ER	8	(2x) Last: 6/10/18 @ Fort Wayne
NP	97	7/30/18 @ Dayton
IP	3.0	8/31/19 vs. Lansing
K	4	(4x) Last: 9/12/21 @ St. Paul
BB	4	4/10/23 @ TEXAS
H	5	7/4/21 @ Springfield
ER	6	4/10/23 @ TEXAS
NP	38	8/22/18 @ Great Lakes
IP	8.0	6/14/19 @ Columbia
K	10	7/23/19 vs. Potomac
BB	5	(2x) Last: 5/7/22 vs. Columbus
H	10	6/29/22 @ St. Paul
ER	5	(6x) Last: 8/2/22 vs. St. Paul
NP	119	6/14/19 @ Columbia
IP	3.0	(4x) Last: 5/16/21 vs. Cedar Rapids
K	6	5/16/21 vs. Cedar Rapids
BB	4	(2x) Last: 4/8/22 @ Springfield
H	5	8/24/22 vs. Springfield
ER	4	8/24/22 vs. Springfield
NP	50	8/24/22 vs. Springfield
IP	7.0	(4x) Last: 4/19/23 vs. Gwinnett
K	12	6/25/19 vs. Columbia
BB	6	(2x) Last: 5/25/22 @ ARIZONA
H	9	(3x) Last: 4/13/23 @ Iowa
ER	11	4/13/23 @ Iowa
NP	108	9/3/22 @ DETROIT
IP	3.1	8/1/18 vs. Aberdeen
K	6	8/8/18 vs. Lowell
BB	5	9/12/21 vs. Rochester
H	5	7/2/18 vs. Brooklyn
ER	5	(2x) Last: 9/6/21 vs. TORONTO
NP	53	8/8/18 vs. Lowell
IP	9.0	5/2/15 @ Arkansas
K	10	(2x) Last: 6/3/17 vs. Omaha
BB	4	(6x) Last: 4/11/23 @ Iowa
H	11	5/5/15 @ Jupiter
ER	9	7/24/16 vs. LOS ANGELES (NL)
NP	102	(2x) Last: 6/3/17 vs. Omaha
IP	7.0	8/28/19 vs. Lakeland
K	10	8/13/21 vs. Akron
BB	6	6/9/21 vs. Hartford
H	8	(2x) Last: 4/27/22 @ New Hampshire
ER	6	(2x) Last: 4/27/22 @ New Hampshire
NP	98	6/15/22 vs. Portland
IP	9.0	(2x) Last: 5/26/18 vs. ARIZONA
K	9	(4x) Last: 5/12/22 vs. St. Paul
BB	5	(4x) Last: 6/9/22 vs. Lehigh Valley
H	12	6/13/15 @ Lake Elsinore
ER	8	(3x) Last: 9/20/22 vs. Iowa
NP	118	9/15/17 @ PHILADELPHIA
IP	5.0	6/23/19 vs. Greenville
K	6	7/16/19 @ Rome
BB	3	(2x) Last: 6/13/21 @ Frisco
H	5	(5x) Last: 4/8/23 vs. Toledo
ER	8	9/11/21 @ St. Paul
NP	60	6/23/19 vs. Greenville

## OMAHA RELIEVERS

PITCHER	LAST OMA RELIEF APPEARANCE (IP)
57 Coleman, Dylan	FRI 5/12 @ Scranton/WB (1.0 IP)
31 Cox, Austin	TUE 5/9 @ Scranton/WB (3.0 IP)
55 Dipoto, Jonah	SUN 5/14 @ Scranton/WB (1.0 IP)
58 Kriske, Brooks	SAT 5/13 @ Scranton/WB (0.1 IP, L)
46 Martinez, Marcelo	SAT 4/29 @ Nashville (3.2 IP)
48 McArthur, James	FRI 5/12 @ Scranton/WB (2.0 IP)
41 Núñez, Andrés	SUN 5/14 @ Scranton/WB (1.0 IP)
53 Parrish, Drew	SAT 4/1 @ Indianapolis (3.0 IP)
40 Pennington, Walter	SAT 5/13 @ Scranton/WB (2.0 IP)
47 Sisk, Evan	SUN 5/14 @ Scranton/WB (1.2 IP)
43 Snider, Collin	SUN 5/14 @ Scranton/WB (1.0 IP)
44 Weiss, Ryan	TUE 5/9 @ Scranton/WB (1.2 IP)
62 Wittgren, Nick	SUN 5/14 @ Scranton/WB (1.0 IP, SV)
Quas, Jose	SAT 5/6 vs. Louisville (1.0 IP)
Dye, Josh	FRI 4/28 @ Nashville (0.2 IP, L)
Kowar, Jackson	SAT 5/13 @ Scranton/WB (1.0 IP)
Stamont, Josh	WED 4/12 @ Iowa (1.0 IP)
Taylor, Josh	WED 4/12 @ Iowa (1.0 IP)

## ENTRANCE SITUATION

LEAD	TRAIL	TIED
2	2	-
-	1	1
1	1	1
6	8	-
2	3	-
1	-	-
3	8	3
1	-	-
2	1	-
4	9	3
5	6	1
4	7	-
12	3	-
1	-	-
-	2	1
6	6	-
2	2	-
3	2	-
55	61	10

## INNING ENTERING THE GAME

1	2	3	4	5	6	7	8	9	10+
-	-	-	-	-	2	-	2	-	-
-	-	2	-	-	-	-	-	-	-
-	-	1	-	1	-	1	-	-	-
-	-	-	2	2	5	3	2	-	-
-	-	2	1	-	2	-	-	-	-
-	-	-	-	-	1	-	-	-	-
-	-	-	2	2	5	3	1	-	1
-	-	-	1	-	-	-	-	-	-
-	-	-	-	2	1	-	-	-	-
-	-	-	-	5	5	3	2	1	-
-	-	-	-	-	2	2	8	-	-
-	-	-	-	-	4	4	3	-	-
-	-	-	-	1	1	1	5	7	-
-	-	-	-	-	-	-	-	1	-
-	-	1	-	-	-	1	-	1	-
-	-	-	-	3	4	1	4	-	-
-	-	-	-	-	-	-	4	-	-
-	-	-	-	-	1	2	1	1	-
0	0	5	5	8	26	27	32	21	2

## INHERITED RUNNERS

BR	INHER.	BR SCORE	% SCORE
-	-	-	-
5	3	60.0%	-
1	0	0.0%	-
8	3	37.5%	-
3	3	100.0%	-
-	-	-	-
7	1	14.3%	-
-	-	-	-
-	-	-	-
5	3	60.0%	-
2	2	100.0%	-
-	-	-	-
9	3	33.3%	-
-	-	-	-
1	1	100.0%	-
9	4	44.4%	-
-	-	-	-
2	2	100.0%	-
52	25	48.1%	-

## 1-2-3 INNINGS

TOTAL	POSSIBLE	% 1-2-3
2	4	50.0%
0	4	0.0%
1	3	33.3%
4	13	30.8%
5	10	50.0%
1	2	50.0%
4	14	28.6%
2	3	66.7%
1	4	25.0%
4	11	36.4%
2	10	20.0%
1	10	10.0%
7	16	43.8%
0	1	0.0%
1	3	33.3%
0	14	0.0%
1	4	25.0%
1	5	20.0%
37	131	28.2%

## BULLPEN BUDGET: RELIEVER PITCH COUNTS (LAST THREE WEEKS)

DAY OF WEEK	TUE	WED	THU	FRI	SAT	SUN	MON	TUE	WED	THU	FRI	SAT	SUN	MON	TUE	WED	THU	FRI	SAT	SUN
DATE	5/2	5/3	5/4	5/5	5/6	5/7	5/8	5/9	5/10	5/11	5/12	5/13	5/14	5/15	5/16	5/17	5/18	5/19	5/20	5/21
57 Coleman, Dylan		35				23			18		18									
31 Cox, Austin			18 (KC)					49												
55 Dipoto, Jonah	17 (HWA)		27			29						15	22							
58 Kriske, Brooks			10			33				21										
48 McArthur, James											40									
41 Núñez, Andrés		16			36					21			13							
40 Pennington, Walter (L)				22				41				32								
47 Sisk, Evan (L)	23		18		21					28			32							
43 Snider, Collin	36				17				15				27							
44 Weiss, Ryan	25		21					24												
62 Wittgren, Nick		12				22				25	23		7							

## OMAHA STARTING PITCHER SPLITS

PITCHER	GS	W-L	TEAM W-L	R SUPPORT	SUPPORT/START
21 Mayers, Mike	8	2-1	3-5	15	1.88
60 Heasley, Jonathan	7	1-3	4-3	22	3.14
53 Parrish, Drew	7	1-2	3-4	26	3.71
50 Castillo, Max	5	0-5	0-5	5	1.00
31 Cox, Austin	5	1-1	3-2	15	3.00
52 Lynch, Daniel	2	1-1	1-1	3	1.50
46 Martinez, Marcelo	1	0-1	0-1	1	1.00
37 Kowar, Jackson	1	0-1	0-1	1	1.00
36 Mengden, Daniel	1	0-0	1-1	1	1.00
37				89	2.41

## 1st PITCH STRIKES

FPS	TBF	% FPS
99	160	61.9%
99	161	61.5%
72	122	59.0%
75	114	65.8%
52	89	58.4%
18	34	52.9%
13	22	59.1%
9	14	64.3%
9	18	50.0%
446	734	60.8%

## 1-2-3 INNINGS

TOTAL	POSSIBLE	% 1-2-3
9	34	26.5%
10	35	28.6%
8	28	28.6%
6	22	27.3%
9	23	39.1%
3	8	37.5%
2	5	40.0%
0	2	0.0%
0	3	0.0%
47	160	29.4%

## OMAHA STARTERS VS. RELIEVERS

STARTERS	RELIEVERS
5-13	W-L
6.45	ERA
164.2	INNINGS
190 (34)	HITS (HR)
124 (118)	R (ER)
75	BB
137	K
1.61	WHIP
.292	AVG

## OMAHA STARTING PITCHER/CATCHER MATCHUPS

	LOGAN PORTER							FREDDY FERMIN							JAKSON REETZ														TOTALS						
PITCHER	GS	W-L	ERA	IP	ER	BB	SO	GS	W-L	ERA	IP	ER	BB	SO	GS	W-L	ERA	IP	ER	BB	SO	GS	W-L	ERA	IP	ER	BB	SO	GS	W-L	ERA	IP	ER	BB	SO
21 Mayers, Mike		-						3	0-1	10.50	12.0	14	6	9	5	2-0	4.91	22.0	12	11	20	-							8	2-1	6.88	34.0	26	17	29
60 Heasley, Jonathan	3	0-2	5.40	18.1	11	4	15	4	1-1	10.70	17.2	21	9	16		-						-						7	1-3	8.00	36.0	32	13	31	
53 Parrish, Drew	4	0-2	7.50	18.0	15	9	12	2	0-0	3.86	7.0	3	3	11	1	0-0	5.40	3.1	2	3	6	-						7	0-2	6.35	28.1	20	15	29	
Castillo, Max	2	0-2	4.66	9.2	6	2	2	2	0-2	7.71	9.1	8	5	4	1	0-1	8.44	5.1	5	3	3	-						5	0-5	6.66	24.1	18	10	9	
31 Cox, Austin	3	0-0	3.75	12.0	5	5	15	-							2	1-0	0.82	11.0	1	6	9	-					5	1-0	2.35	23.0	6	11	24		
52 Lynch, Daniel	-							-							2	1-0	2.16	8.1	2	3	5	-					2	1-0	2.16	8.1	2	3	5		
46 Martinez, Marcelo	1	0-1	9.00	5.0	5	1	3	-							-							-					1	0-1	9.00	5.0	5	1	3		
37 Kowar, Jackson	-							1	0-1	13.50	2.2	4	4	3	-							-					1	0-1	13.50	2.2	4	4	3		
36 Mengden, Daniel	1	0-0	15.00	3.0	5	1	4	-							-							-					1	0-0	15.00	3.0	5	1	4		
Relievers	-	4-3	6.60	57.1	48	31	63	-	5-1	4.97	54.1	30	31	57	-	1-5	4.03	51.1	23	31	59	-					-	10-9	5.22	163.2	95	93	179		
TOTALS	14	4-10	6.39	124.0	88	53	114	12	6-6	6.99	103.0	80	58	100	11	5-6	4.00	101.1	45	57	102						37	15-22	5.84	328.1	213	168	316		
	CS/ATT		8/26	PCT		30.77%		CS/ATT		3/10	PCT		30.00%		CS/ATT		0/13	PCT		0.0%		CS/ATT		/		PCT	0.0%				11/49	PCT		22.45%	

## OMAHA CATCHER PITCHING STATS

CATCHERS	W	L	ERA	GS	SV	IP	H	R	ER	HR	HB	BB	IBB	SO	WHIP	AVG	WP	GDP	TBF	SB	CS	ATT	%CS	PB
14 Logan Porter	4	10	6.39	14	1	124.0	148	96	88	28	12	53	2	114	1.62	.305	3	21	554	18	8	26	30.77%	1
4 Freddy Fermin	6	6	6.99	12	2	103.0	119	85	80	17	8	58	1	100	1.72	.288	9	8	488	7	3	10	30.00%	2
25 Jakson Reetz	5	6	4.00	11	5	101.1	99	52	45	10	5	57	0	102	1.54	.255	11	8	456	13	0	13	0.0%	0

## PITCH TIMER VIOLATIONS CALLED ON OMAHA PITCHERS (12)

DATE	PITCHER (# IN '23)	INNING	UMPIRE	COUNT AT CALL	BATTER RESULT (COUNT)	DATE	PITCHER (# IN '23)	INNING	UMPIRE	COUNT AT CALL	BATTER RESULT (COUNT)
1. April 4 vs. Toledo	Marcelo Martinez (1)	▲ 7	Dane Poncsak	0-0	Strikeout Swinging (1-2)						
2. April 7 vs. Toledo	Ryan Weiss (1)	▲ 9	Matt Bates	1-0	Walk (3-0)						
3. April 9 vs. Toledo	Max Castillo (1)	▲ 3	Cody Oakes	0-0	Strikeout Swinging (3-2)						
4. April 18 vs. Gwinnett	Mike Mayers (1)	▲ 5	Takahito Matsuda	0-0	Flyout, F7 (1-0)						
5. April 20 vs. Gwinnett	Max Castillo (2)	▲ 4	Ben Phillips	0-0	Walk (3-1)						
6. April 22 vs. Gwinnett	Drew Parrish (1)	▲ 5	Jose Navas	0-0	Walk (3-1)						
7. April 23 vs. Gwinnett	Evan Sisk (1)	▲ 7	Ben Phillips (2)	0-0	Lineout (1-1)						
8. April 27 @ Nashville	Austin Cox (1)	▼ 3	Mark Bass	1-2	Strikeout Swinging (2-2)						
9. April 30 @ Nashville	Andrés Núñez (1)	▲ 9	Mark Bass (2)	2-0	Walk (3-0)						
10. May 4 vs. Louisville	Drew Parrish (2)	▲ 3	Randy Rosenberg	1-1	Walk (3-2)						
11. May 6 vs. Louisville	Daniel Mengden (1)	▲ 3	Louie Krupa	0-0	RBI Single (1-1)						
12. May 10 @ Scranton/WB	Mike Mayers (2)	▼ 3	Raul Moreno	1-1	Strikeout Looking (3-2)						





## PLAYER

19 CJ  
ALEXANDER

INFIELD/OUTFIELD • L • 6'3" • 215 • 7/16/1996 (26)  
Traded from Atlanta — 7/1/2022  
Drafted by Atlanta — 2018, 20th Round  
Born: Merrillville, Indiana • Resides: Surprise, Arizona

16 DAIRON  
BLANCO

OUTFIELDER • R/R • 6'0" • 200 • 4/26/1993 (30)  
Traded from Oakland — 7/27/2019  
Born: Florida, Cuba • Resides: Miami, Florida

3 TUCKER  
BRADLEY

OUTFIELDER • L/L • 6'0" • 195 • 5/6/1998 (24)  
Signed 6/23/2020 as an Undrafted Free Agent (Georgia)  
Born/Resides: Chickamauga, Georgia

12 JOHAN  
CAMARGO

INFIELDER • S/R • 6'0" • 205 • 12/13/1993 (30)  
Signed 1/25/2023 as a Minor League Free Agent  
Born/Resides: Panama City, Panama

17 ANGELO  
CASTELLANO

INFIELDER • R/R • 6'0" • 165 • 1/13/1995 (28)  
Signed 7/16/2011 as an International Free Agent  
Born/Resides: San Diego, Venezuela

6 CLAY  
DUNGAN

INFIELDER • L/R • 6'1" • 195 • 6/2/1996 (26)  
2019 MLB Draft — Round 9 (Indiana State)  
Born: Muncie, Indiana • Resides: Alexandria, Indiana

28 TYLER  
GENTRY

OUTFIELDER • R/R • 6'2" • 215 • 2/1/1999 (24)  
2020 MLB Draft — Round 3 (Alabama)  
Born: Memphis, Tenn. • Resides: Arlington, Tenn.

18 BREWER  
HICKLEN

OUTFIELDER • R/R • 6'2" • 220 • 2/9/1996 (27)  
2017 MLB Draft — Round 7 (Alabama at Birmingham)  
Born/Resides: Huntsville, Alabama

13 NICK  
LOFTIN

INFIELD/OUTFIELD • R/R • 6'1" • 200 • 10/6/1995 (26)  
2020 MLB Draft — Round 13/2nd Overall (Baylor)  
Born: Corpus Christi, Texas • Resides: Surprise, Ariz.

9 NICKY (MLB REHAB)  
LOPEZ

INFIELDER • L/R • 5'10" • 180 • 3/13/1998 (28)  
2016 MLB Draft — Round 5 (Creighton)  
Born: Naperville, Illinois • Resides: Scottsdale, Arizona

14 LOGAN  
PORTER

CATCHER/INFIELD • R/R • 6'0" • 200 • 7/12/1995 (27)  
Signed 6/21/2018 as an Undrafted Free Agent (Dixie State)  
Born: Phoenix, Texas • Resides: Surprise, Arizona

25 JAKSON  
REETZ

CATCHER • R/R • 6'0" • 215 • 1/3/1996 (27)  
Signed 12/12/2022 as a Minor League Free Agent  
Drafted by Washington — 2014, 3rd Round  
Born: Hickman, Nebraska • Resides: Elkhorn, Nebraska

0 SAMAD  
TAYLOR

INFIELD/OUTFIELD • R/R • 5'10" • 160 • 7/11/1998 (24)  
Traded from Toronto — 8/2/2022  
Drafted by Cleveland — 2013, 10th Round  
Born: Corona, California • Resides: Sioux Falls, South Dakota

8 DREW (MLB REHAB)  
WATERS

OUTFIELDER • S/R • 6'2" • 200 • 12/30/1998 (24)  
Traded from Atlanta — 7/1/2022  
Drafted by Atlanta — 2016, 2nd Round  
Born: Atlanta, Georgia • Resides: Marietta, Georgia

## QUICK NOTES

2023: Appeared in 17 Cactus League games for the Royals and slashed .391/.462/.783 (9-for-23) with 4 XBH (2 HR) and 6 RBI ... has made first 4 starts of his career in RF this season, 4 of his 5 career starts in the OF ... leads the team with 16 XBH (8 2B, 1 3B, 7 HR) ...  
2022: Began year with Mississippi Braves (AA) in the Southern League, traded with 2 players to KC from Atlanta on 7/11, assigned to NW Arkansas ... in 114 total games, tied 6th in Double-A in RBI (87), tied 10th in HR (25) ... set career highs in games played, 2B (18), HR, RBI and SLG in RBI (29), tied 1st in league in HR (8) ...  
2018-21: Played 182 games in the Braves' system, between R, A, A+ and AA ... slashed .229/.310/.374 (144-for-628) with 14 HR and 66 RBI ... began and ended 2019 in Double-A with Mississippi, spent July in High-A with the Florida Fire Frogs ... played 87 games in Double-A with league champion Mississippi in 2021 ...  
MISC: Brother Blaze is prospect in the Diamondbacks system, a 2022 Texas League Postseason All-Star with Amarillo, added to the D-backs' 40-man roster in November 2022.

HIT STREAK: 4 Games (5/11 to 5/14), 400 (6-for-15), 12B, 1 3B, 3 HR

2023: Hit .310 in 16 Cactus League games for the Royals with 6 XBH (3 2B, 3 HR) and 5 RBI ... went 7-for-14 @ IND with 6 1B and 1 HR ... 1st in Triple-A with 24 steals (in 26 attempts), 3rd in the Minors in SB ... 5 of his 6 RBI this season have come in last 12 games after just 1 in first 18 games ...  
2022: Played in 107 games for Omaha (AAA) but also appeared in five games with Kansas City from May 19 to June 3 ... slashed .301/.367/.486 (110-for-366) for Omaha and led the team in batting average while stealing a career-high 45 bases in Triple-A, a Storm Chasers single-season record ... made his MLB debut May 20 vs. Minnesota, went 2-for-7 over five games ... in September, slashed .436/.480/.649 (41-for-94) with 12 XBH (7 2B, 2 3B, 3 HR), 23 RBI and 11 SB, led the league in AVG, OBP and hits in the last month ...  
2021: Split the season between NW Arkansas (AA) and Omaha (AAA), slashing a combined .277/.350/.441 (117-for-422) across 117 games with a career-best 41 stolen bases, while hitting 14 home runs and driving in 53 runs ... his 41 steals ranked 12th in MLB and second in the Royals organization, behind Tyler Loberf (55).

HIT STREAK:

Ranked by MLB Pipeline as the No. 28 Royals prospect ...

2023: Appeared in 18 Cactus League games for the Royals and slashed .273/.346/.545 (6-for-22) with 2 HR and 6 RBI ... hit first Triple-A HR in 6th inning on 4/12 @ IOW, 2-run HR ... hit pinch-hit 2-run 2B in win on 4/14 and had 3 RBI off the bench in comeback win ... 3-for-3, 2 RBI on his birthday, 5/6 vs. LOU ...  
2022: Spent entire season with NW Arkansas (AA) and reached base in 90 of 109 games (82.57%), reached base multiple times in team-best 56 games ... 1st on team with 33 multi-hit games ... 2 of 12 home runs this season were grand slams, on 4/25 @ Frisco and 4/25 @ Wichita, both in 5th inning, first two of his pro career ... reached base at least twice in seven straight games from 7/26 to 8/2 ... homered in three straight games, 8/30 to 9/2 ... season-high 12-game on-base streak from 6/24 to 7/9 ...  
2021: Began his professional career splitting the year between Columbia (A) and Quad Cities (A+), .380 OBP ranked fourth among qualified Royals Minor Leaguers.

HIT STREAK:

2023: Appeared in 18 Cactus League games for the Royals and hit .208 (5-for-24) with 1 2B ... opened the season on Omaha's Injured List, activated on 5/16 ...  
2022: Signed with the Phillies as a free agent on 12/21/2021 and made his first Opening Day roster (first with Philadelphia) ... appeared in 52 games with the Phillies and slashed .237/.297/.316 (26-for-152), missed time with two stints on the 10-day Injured List ... also played 41 games with Lehigh Valley (AAA) and 4 on rehab with Reading (AA) ... optioned to Triple-A on 7/30 and played in 35 games between Aug. and Sept. to end the season, DFA'd by Philadelphia on 9/25, outrighted off the 40-man on 9/27, a free agent on 10/6 ...  
2021: Split the season between Gwinnett Stripers (AAA) and Atlanta, appeared in 15 games for the Braves across seven stints ... led Braves Minor League hitters in hits (126), total bases (215), batting average (.326), slugging percentage (.557) and OPS (.958), while tied for the system lead in triples (4).

HIT STREAK:

2023: Has hits in 8 of 12 games, reached base in his first 9 games of the season ... started 19 of Omaha's last 23 at shortstop, after playing SS once in his first 7 games and Omaha's first 13 ... this season in his 12th in the Royals organization ... hit 1st HR in the Minors, with 829 games played (165 in Triple-A) ...  
2022: In his 11th year as a member of the Royals organization, began the year with Omaha, but assigned to NW Arkansas (AA) on 8/4 and finished the season with the Nationals ... over 59 games with the Storm Chasers, slashed .218/.318/.316 (38-for-174) while playing six different positions (1B, 2B, 3B, SS, LF & RF) ... made at least 10 starts at each SS (150.2 innings), 3B (121.0 innings) and 1B (115.0 innings) ... snapped 0-for-27 stretch with Nationals on 8/21 vs. San Antonio, SS ... 15-for-67 over last 20 games after hitless streak ended ... played 80th MLB game in the Royals system on 9/15 vs. Frisco, entered as defensive replacement ...  
2011-2023: Has played 803 games in the Royals' minor league system, slashing .232/.311/.317 (606-for-2610), with 29 HR and 271 RBI ... 2013 Dominican Royals Player of the Year ... 143 games with Omaha between 2021 and 2023, hitting .226 over 80 games in 2021, after an early-season promotion from Double-A.

HIT STREAK:

2023: Opened the season on the injured list with a night hamate fracture he suffered in Spring Training, activated from the injured list 5/4 and made his season debut 5/5 ... first hit of the season was a 3 HR in the 3rd inning on 5/9 @ SWB ...  
2022: Spent the entire season with Omaha and tied for 1st on the team in triples (4), while ranking 2nd in games played (127), plate appearances (515) and runs (64), 3rd in doubles (22), total games (151), stolen bases (17) and walks (47), 4th in hits (94) and 5th in RBI (52) ... tied for 1st at career-high six positions for the Chasers, including 2B, (62 G), 3B, (40 G), SS (6 G) and his first professional appearances in the outfield: in LF (13 G), CF (1 G) and RF (2 G) ...  
2021: Spent the entire season with NW Arkansas (AA), playing in 108 of the team's 119 regular season games, including 104 starts as the leadoff hitter ... led the Nationals in games played, at-bats (444), runs scored (74) and hits (128) ... led off the game with a hit 32 times, including 10 of his last 19 regular season games.

HIT STREAK: 2 Games (5/12 to 5/14), 333 (2-for-6)

Ranked by MLB Pipeline as the No. 8 Royals prospect ... Ranked by Baseball America as the No. 7 Royals prospect

2023: Has reached base in 29 of 34 games so far this season, started first 23 games of the season ... hit first Triple-A HR in 6th inning on 4/5 vs. TOL, 3-run HR ... after hitting .198 (17-for-86) in 23 April games, is batting .267 (12-for-45) in 12 May games ...  
2022: Began season in Quad Cities (A+), assigned to NW Arkansas (AA) as Nationals Player of the Year ... ranked 8th in MLB in batting average (.326) ... Royals org leader in AVG (.326), SLG (.442) and OPS (.964) ... tied in OBP (.422) ... drove in at least one run in 36 of 73 games since joining the Nationals, reached base in 64 of 73 games (87.67%) ... Texas League POTW week of 6/1-12 ... hit .243 (10-for-41) with 4 XBH (2 HR), 10 RBI ... tied for 1st in 18 straight games, 7/3 to 8/3 ...  
2021: Spent his first pro season in Quad Cities (A+), played everyday for the first two months of the season ... placed on the 7-day injured list on 7/14 and then the 60-day IL 8/2.

HIT STREAK:

2023: Began the season on the 7-Day Injured List (right elbow strain) ... activated 4/25 and came off the bench to play CF @ NAS, made first start 4/26 ... first 2 hits of the season were both doubles, 4/30 @ NAS ... hit first HR of the year as go-ahead homer in 9th inning on 5/14 ...  
2022: Played in 130 games for Omaha (AAA) and was named the Royals Triple-A Player of the Year but also appeared in six games with Kansas City over two separate stints with the Royals: May 26-30 and July 14-17 ... contract was selected by KC May 26 and made his major league debut that night in Minnesota, starting in CF ... reached base in 34 straight games between 7/26 and 9/2 ... set career highs in 2B (30), HR (28), RBI (85) and R (85) ... finished just two homers shy of a 30/30/30 season (HR/SB/2B) ...  
2021: Spent the entire year with NW Arkansas (AA), led all Double-A hitters with 40 steals, tied 13th in all of the Minors ... homered twice in the AA-Central Championship Series.

HIT STREAK: 2 Games (5/13 to 5/14), 429 (3-for-7), 1 2B, 1 HR

Ranked by MLB Pipeline as the No. 8 Royals prospect ... Ranked by Baseball America as the No. 8 Royals prospect

2023: Went 2-for-17 in series vs. Iowa (4/11-4/14), with 4 XBH and 7 RBI in 4 games ... is a .287 (.25-for-87) hitter when playing 3B, compared to .148 (4-for-27) at 2B ... his 12.2% strikeout rate is the second lowest among qualified Royals Minor League hitters ...  
2022: Began the season in NW Arkansas (AA) and reached in 76 of 88 games, had hits in 65 of 88 games ... tied club record with 3 doubles on 5/4 @ Springfield and had the first four-hit game of the season 7/15 @ Corpus Christi, went 4-for-5 with two doubles and career-best 11th HR of the year ... played at least 3 games at 5 positions with the Nationals (2B, 3B, SS, LF, CF) ... called up to Omaha on 8/9 and played 38 games for the Storm Chasers, slashed .216/.280/.359 (33-for-153) with 5 HR and 19 RBI ...  
2021: Spent his first pro season with Quad Cities (A+), won the High-A East Central batting title with a .289 average hit for the cycle on 8/1, going 5-for-6 with a walk-off HR.

HIT STREAK:

ON-BASE BASE STREAK: 4 Games (5/10 to 5/14), 233 (2-for-15), 3 BB

2023: Opened the season with Kansas City, his 4th MLB Opening Day Roster ... appeared in 24 games for the Royals and hit .200 (11-for-55) with 3 2B, 1 3B and 7 RBI and 8 BB ... underwent emergency appendectomy in Minneapolis when the Royals played the Twins at the end of April, playing on the 10-day injured list retroactive to April 30 with appendicitis ... assign to OMA on MLB Rehab on 5/16 ...  
2022: Played in 142 games with Kansas City, appearing at second base (68 games), shortstop (52) and third base (29) in 2022, joining Tommy Edman as the only two players in the majors to play in at least 50 games with the Shuckers, named the Double-A Southern League Most Valuable Player and the league's Postseason All-Star at catcher ...  
MISC: Since the start of the 2021 season, his 24 sacrifice hits lead the Majors, ahead of Pittsburgh's Austin Hedges, who ranks 2nd with 20 sacrifice hits.

HIT STREAK:

2023: 6 HR in 17 games in April, but 0 in 10 games in May ... had hits in his first 7 games played, reached base in his first 11 games this season and 18 of 27 this year ... 0-for-2 on ABS challenges, 1 as a hitter and 1 as a catcher ... 3rd two-HR game of career on 4/5 vs. Toledo ...  
2022: Began the season in NW Arkansas (AA) and reached in 66 of 77 games, reached multiple times in 49 games ... assigned to Omaha (AAA) on 8/9 and finished season with Storm Chasers, appeared in 35 games (33 at 2B) and hit .301 (34-for-113) with 3 HR and 17 RBI ... combining numbers between Nationals and Chasers, ranked 3RD in MLB in ON-BASE PERCENTAGE (.442) ... combining his AA & AAA numbers, was the Royals system leader in OBP (.442), 2nd in OPS (.918), 3rd in batting average (.301) ...  
MISC: Drove up down the street from Surprise Stadium, was a Cubbie for the AZL Royals the summer of 2011 while in high school, also caught bullpen for the team.

HIT STREAK:

ON-BASE BASE STREAK: 2 Games (5/11 to 5/13), 286 (2-for-7), 2 BB

2023: As a non-roster invitee, appeared in 12 Cactus League games for the Royals and slashed .227/.320/.455 (5-for-22) with 2 2B, 1 HR and 6 RBI ... hit his first professional grand slam in 5th inning on 4/1 @ IND ... 6 of his last 10 hits have been doubles, 9 of 13 hits this season are XBH ...  
2022: Signed with Milwaukee in December 2021 and after beginning the year with Biloxi (AA), earned a mid-July promotion to Nashville (AAA) and ended the year with Omaha (AAA) ... across the three teams, slashed .264/.359/.575 (97-for-364) over 104 games, with 30 HR and 82 RBI ... 25 HR in the Brewers system led all hitters in the organization ...  
2014-2021 Over 10 Minor League seasons, played 472 games in the Washington Nationals organization and made his MLB debut with the Nationals in July 2021 ... in 2019, was named a Carolina League midseason All-Star and MLB Organizational All-Star for the Nationals ... named a Baseball America Rookie All-Star in 2014, playing for the GCL Nationals.

HIT STREAK: 2 Games (5/12 to 5/14), 286 (2-for-7), 1 2B

Ranked by MLB Pipeline as the No. 21 Royals prospect ... Ranked by Baseball America as the No. 24 Royals prospect

2023: Opened the Triple-A season with four (4) straight 2-hit games, has 15 multi-hit games of 36 games played this season & hits in 27 of 36 games ... has reached base in 30 of 36 games ... has hit 1st in order in 32 of 36 games he's played (of Omaha's 37), a .305 hitter (18-for-59) with .406 OBP leading off innings ... 5th in the league and Triple-A with 17 steals and tied 9th with 43 hits ... stole 4 bases on 5/4 vs. LOU ...  
2022: Began the season in the Blue Jays organization with Buffalo (AAA) and appeared in 70 games before being acquired by Kansas City at the 2022 Trade Deadline with BHP Max Castillo in exchange for Whit Merrifield, but did not play the rest of the season due to a pre-existing injury (left oblique strain) ... stole 9 bases in 21 games for the Surprise Saguaros in the Arizona Fall League after the conclusion of the Minor League season ... added to KC 40-mhr roster on 1/10/22 ... traded from CLE to TOR on 7/31/2017.

HIT STREAK: 3 Games (5/12 to 5/14), 357 (5-for-14), 1 2B, 1 HR

2023: Didn't appear in a Spring Training game for Kansas City, suffered a left oblique strain, announced February 21 ... opened the season on Kansas City's 10-day injured list (retroactive to March 27), sent to Omaha on rehab on 5/9 and went 0-for-4 in season debut on 5/9 @ SWB ... 1-for-18 on rehab, 2B on 5/13 ...  
2022: Opened the season on the Injured List, and made a brief rehab stint with Rome (A+) before joining Gwinnett (AAA) on 5/3 ... traded with 2 players to KC from Atlanta on 7/11 ... Omaha ... in 52 games in the Braves system, recorded 17 XBH ... in 63 games after being traded to the Royals, he recorded 26 XBH, including Major League and minor league totals (1 games in Omaha) ... made his MLB debut on 8/22 and spent the rest of the season with Kansas City, hitting .240 (.22-for-96) in 32 games, 10 of 23 hits were XBH ...  
2021: Played 108 games for Gwinnett (AAA) and in recorded a career-best 28 steals for the Strippers and was selected to the SiriusXM All-Star Futures game ...  
2019: Named the Southern League Most Valuable Player and won the batting title (.319) with Mississippi (AA), also a midseason and postseason All-Star ... selected to USA Baseball's Premier12 roster, appeared in all 8 games (3 starts) in the Olympic Qualifying event.

HIT STREAK:

ON-BASE BASE STREAK:

## CAREER HIGHS

H	3	(17x) Last: 4/8/23 vs. Toledo
R	4	8/17/22 vs. San Antonio
HR	2	(5x) Last: 8/11/22 @ Arkansas
RBI	6	(2x) Last: 8/5/22 vs. Tulsa
BB	3	(2x) Last: 7/2/18 vs. Bristol
SB	2	(2x) Last: 5/26/22 @ Pensacola
H	5	(2x) Last: 9/15/22 @ Columbus
R	3	(11x) Last: 9/15/22 @ Columbus
HR	2	5/23/19 @ Amarillo
RBI	4	(4x) Last: 9/15/22 @ Columbus
BB	3	(3x) Last: 8/29/21 @ Iowa
SB	3	(2x) Last: 4/23/23 vs. Gwinnett
H	3	(17x) Last: 3/21/23 @ Indianapolis
R	3	(5x) Last: 9/2/22 @ Tulsa
HR	2	8/10/21 vs. Beloit
RBI	5	6/24/21 @ Beloit
BB	3	(3x) Last: 9/3/22 @ Tulsa
SB	3	7/9/22 vs. Tulsa
H	5	5/28/14 vs. West Virginia
R	4	7/21/21 @ Charlotte
HR	2	5/8/21 @ Charlotte
RBI	5	6/19/18 @ TORONTO
BB	3	(6x) Last: 9/2/21 vs. Memphis
SB	2	(2x) Last: 5/10/14 vs. Asheville
H	4	(5x) Last: 8/18/17 vs. Asheville
R	4	6/26/16 @ Grand Junction
HR	2	7/19/19 @ Amarillo
RBI	5	7/17/22 @ Rochester
BB	3	(4x) Last: 8/2/17 vs. West Virginia
SB	2	7/13/16 vs. Helena
H	6	6/23/19 vs. Billings
R	4	9/13/19 vs. Missoula
HR	2	6/26/22 vs. Columbus
RBI	4	(3x) Last: 6/28/22 @ St. Paul
BB	3	5/7/22 vs. Columbus
SB	3	(2x) Last: 8/8/21 @ Arkansas
H	4	7/6/22 vs. Tulsa
R	4	(2x) Last: 7/17/22 @ Corpus Christi
HR	2	(2x) Last: 6/29/22 @ Amarillo
RBI	6	6/21/21 vs. Beloit
BB	3	(6x) Last: 4/20/23 vs. Gwinnett
SB	1	(16x) Last: 4/14/23 @ Iowa
H	4	(4x) Last: 5/25/22 @ Louisville
R	4	8/21/19 vs. Salem
HR	3	8/22/19 vs. Salem
RBI	5	(2x) Last: 8/24/21 vs. Springfield
BB	3	(3x) Last: 6/20/19 vs. Frederick
SB	3	(5x) Last: 4/22/22 @ Memphis
H	5	8/1/21 vs. South Bend
R	4	(2x) Last: 7/15/22 @ Corpus Christi
HR	1	(29x) Last: 4/6/23 vs. Toledo
RBI	5	4/22/22 @ Frisco
BB	3	(4x) Last: 8/5/22 vs. Tulsa
SB	2	(2x) Last: 6/10/22 @ Tulsa
H	5	(2x) Last: 7/27/18 @ Fresno
R	4	(2x) Last: 6/21/18 @ Tulsa
HR	2	4/16/19 @ Oklahoma City
RBI	4	7/16/21 vs. BALTIMORE
BB	3	(5x) Last: 4/30/19 @ Nashville
SB	3	8/16/21 vs. HOUSTON
H	4	8/6/19 @ Johnson City
R	4	(3x) Last: 8/1/21 vs. South Bend
HR	2	(3x) Last: 4/5/23 vs. Toledo
RBI	4	(2x) Last: 8/10/21 vs. Beloit
BB	3	(5x) Last: 4/14/23 @ Iowa
SB	1	8/10/21 vs. Beloit
H	3	(19x) Last: 4/1/23 @ Indianapolis
R	4	(5x) Last: 5/29/22 vs. Montgomery
HR	2	(7x) Last: 7/8/22 @ Montgomery
RBI	5	(4x) Last: 4/1/23 @ Indianapolis
BB	3	(4x) Last: 5/29/22 vs. Montgomery
SB	1	(24x) Last: 4/27/23 @ Nashville
H	4	(4x) Last: 6/15/22 @ Lehigh Valley
R	4	6/8/21 @ Portland
HR	2	(4x) Last: 6/21/22 vs. St. Paul
RBI	5	(2x) Last: 6/21/22 vs. St. Paul
BB	4	4/16/22 @ Rochester
SB	4	(2x) Last: 5/4/23 vs. Louisville
H	4	(9x) Last: 6/7/22 @ Jacksonville
R	4	7/8/17 @ GCL Twins
HR	2	(2x) Last: 7/30/22 @ Syracuse
RBI	4	(3x) Last: 10/3/2022 @ CLEVELAND
BB	3	8/4/21 vs. Charlotte
SB	3	7/12/22 @ Syracuse



SO NICE, THEY DID IT TWICE (OR MORE)	MULTI-HIT GAMES					MULTI-RUN GAMES					MULTI-RBI GAMES					MULTI-BB GAMES					MULTI-K GAMES					MULTI-SB GAMES				
	2	3	4	5+	T	2	3	4	5+	T	2	3	4	5+	T	2	3	4	5+	T	2	3	4	5+	T	2	3	4	5+	T
19 Alexander, CJ	5	2	-	-	7	3	1	-	-	4	2	-	-	-	2	-	-	-	-	-	10	1	-	-	11	-	-	-	-	-
16 Blanco, Dairon	5	3	-	-	8	4	-	-	-	4	1	-	-	-	1	4	-	-	-	4	2	2	-	-	4	4	1	-	-	5
3 Bradley, Tucker	2	2	-	-	4	2	1	-	-	3	2	1	-	-	3	3	-	-	-	3	1	-	-	-	1	2	-	-	-	2
17 Castellano, Angelo	2	-	-	-	2	3	-	-	-	3	3	-	-	-	3	1	-	-	-	1	3	1	-	-	4	-	-	-	-	-
6 Dungan, Clay	-	-	-	-	-	-	-	-	-	-	-	-	-	-	-	1	-	-	-	1	2	-	-	-	2	-	-	-	-	-
Eaton, Nate	3	-	-	-	3	-	1	-	-	1	1	-	-	-	1	-	-	-	-	-	2	-	-	-	2	1	-	-	-	1
Fermin, Freddy	1	1	1	-	3	3	1	-	-	4	2	1	-	1	4	2	1	-	-	3	2	-	-	-	2	-	-	-	-	-
Garcia, Maikel	4	1	-	-	5	2	-	-	-	2	2	2	-	-	4	3	1	-	-	4	2	1	-	-	3	-	-	-	-	-
28 Gentry, Tyler	8	-	-	-	8	2	1	-	-	3	1	2	-	-	3	2	1	-	-	3	4	3	-	-	7	-	-	-	-	-
18 Hicklen, Brewer	2	-	-	-	2	1	-	-	-	1	1	-	-	-	1	1	-	-	-	1	4	-	-	-	4	-	-	-	-	-
13 Loftin, Nick	7	2	-	-	9	2	-	-	-	2	-	4	1	-	5	-	-	-	-	-	4	-	-	-	4	-	-	-	-	-
14 Porter, Logan	5	2	-	-	7	3	-	-	-	3	3	-	-	-	3	2	1	-	-	3	9	3	-	-	12	-	-	-	-	-
Pratto, Nick	-	1	-	-	1	1	-	-	-	1	2	-	-	-	2	3	-	-	-	3	2	1	-	-	3	-	-	-	-	-
25 Reetz, Jakson	1	1	-	-	2	-	-	-	-	-	1	-	-	1	2	1	-	-	-	1	3	2	-	-	5	-	-	-	-	-
Reyes, Frammil	1	-	-	-	1	1	-	-	-	1	1	-	-	-	1	-	-	-	-	-	1	1	-	-	2	-	-	-	-	-
0 Taylor, Samad	13	2	-	-	15	6	1	-	-	7	5	2	-	-	7	4	-	-	-	4	8	-	-	-	8	1	1	1	-	3
8 Waters, Drew	-	-	-	-	-	-	-	-	-	-	-	-	-	-	-	-	-	-	-	-	-	1	-	-	1	-	-	-	-	-
	59	17	1	0	77	33	6	0	0	39	27	12	1	2	42	27	4	0	0	31	59	16	0	0	75	8	2	1	0	11

		HITTING STREAKS										ON-BASE STREAKS												
PLAYER	CURRENT	LONGEST	DATES/RESULTS									CURRENT	LONGEST	DATES/RESULTS										
			START	END	AVG	2B	3B	HR	RBI	OPS	START			END	AVG	2B	HR	BB	HBP	OBP				
19 Alexander, CJ	4	5	4/29	5/6	.278 (5- 18)	1	0	0	3	.611	4	5 (3x)	4/29	5/6	.278 (5- 18)	1	0	0	0	0	.278			
16 Blanco, Dairon	-	5 (2x)	5/5	5/11	.471 (8- 17)	1	1	1	2	1.374	2	7	4/30	5/11	.409 (9- 22)	1	1	5	2	.552				
3 Bradley, Tucker	-	3	4/6	4/8	.500 (4- 8)	0	1	0	0	1.417	-	5	4/6	4/12	.364 (8- 22)	3	3	1	0	.391				
17 Castellano, Angelo	-	3 (2x)	4/14	4/19	.375 (3- 8)	1	0	0	1	.833	-	9	4/1	4/19	.320 (8- 25)	2	2	6	0	.438				
6 Dungan, Clay	2	2	5/12	5/14	.333 (2- 6)	0	0	0	0	.833	5	5	5/5	5/14	.231 (3- 13)	0	1	5	0	.444				
28 Gentry, Tyler	-	5	4/5	4/9	.350 (7- 20)	1	0	1	6	.967	-	9 (2x)	4/12	4/23	.167 (5- 30)	1	1	9	2	.390				
18 Hicklen, Brewer	2	2 (2x)	5/13	5/14	.429 (3- 7)	1	0	1	2	1.500	2	6	4/30	5/7	.190 (4- 21)	2	0	5	0	.346				
13 Loftin, Nick	-	6	4/5	4/14	.417 (10- 24)	2	0	3	8	1.298	4	6	4/5	4/14	.417 (10- 24)	2	3	1	0	.423				
14 Porter, Logan	-	7	4/1	4/12	.370 (10- 27)	2	0	4	7	1.268	2	11	4/1	4/20	.333 (13- 39)	4	5	6	0	.413				
25 Reetz, Jakson	2	6	4/23	5/7	.350 (7- 20)	4	0	2	4	1.285	2	6	4/23	5/7	.350 (7- 20)	4	2	2	1	.435				
0 Taylor, Samad	3	6	4/7	4/13	.345 (10- 29)	3	0	1	7	.897	3	14	4/7	4/26	.328 (19- 58)	4	1	6	1	.400				
8 Waters, Drew	-	-	-	-	-	-	-	-	-	-	-	-	-	-	-	-	-	-	-	-				

BOLD indicates longest streak in 2023 among active players

Italics indicates longest personal streak is active

PITCHES/PLATE APPEARANCE & PLATE APPEARANCE DEPTH										PINCH-HITTING LOG (7)					
PLAYER	AVG. P/PA	TOTAL PA	TOTAL P	LONGEST PA (#)	DATE	INN.	PITCHER	RESULT		#	DATE	INNING	PINCH HITTER	HITTING FOR	RESULT
19 Alexander, CJ	3.99	111	443	8 (2x)	4/26 @ NAS	▲ 5	Caleb Boushley	Popout (P4)		1.	4/5 vs. Toledo	▼ 9	CJ Alexander	Angelo Castellano	Fielder's Choice (4-6)
16 Blanco, Dairon	3.70	119	440	10 (2x)	5/13 @ SWB	▲ 2	Tanner Tully	Walk		2.	4/14 @ Iowa	▲ 8	Tucker Bradley	Angelo Castellano	2-RBI Double
3 Bradley, Tucker	3.83	81	310	10	4/29 @ NAS	▲ 3	Robert Stock	Groundout (4-3)		3.	4/18 vs. Gwinnett	▼ 9	Tucker Bradley	Angelo Castellano	Strikeout Looking
17 Castellano, Angelo	4.07	94	383	10	4/18 vs. GWN	▼ 3	Michael Soroka	Strikeout Swinging		4.	4/29 @ Nashville	▲ 8	Logan Porter	CJ Alexander	Strikeout Swinging
6 Dungan, Clay	4.56	18	82	9	5/5 vs. LOU	▼ 2	Brandon Williamson	Flyout (F7)		5.	5/7 vs. Louisville	▼ 9	CJ Alexander	Angelo Castellano	Groundout (4-3)
Eaton, Nate	4.30	27	116	10	4/29 @ NAS	▲ 7	Pedro Fernandez	Flyout (F9)		6.	5/10 @ Scranton/WB	▲ 8	CJ Alexander	Angelo Castellano	Strikeout Swinging
Fermin, Freddy	3.84	58	223	8	4/20 vs. GWN	▼ 5	Grant Holmes	RBI Walk		7.	5/12 @ Scranton/WB	▲ 8	Brewer Hicklen	Tucker Bradley	Flyout (F9)
Garcia, Maikel	4.39	112	492	10	4/12 @ IOW	▲ 3	Riley Thompson	Strikeout Swinging		8.					
28 Gentry, Tyler	4.27	163	696	9	5/5 vs. LOU	▼ 7	Hunter Strickland	Flyout (F8)		9.					
18 Hicklen, Brewer	3.75	55	206	7 (2x)	5/5 vs. LOU	▼ 4	Brandon Williamson	Groundout (5-3)		10.					
13 Loftin, Nick	3.24	140	453	8 (2x)	4/14 @ IOW	▲ 8	Manuel Rodriguez	Groundout (3-1)		11.					
14 Porter, Logan	4.55	109	496	8 (5x)	5/13 @ SWB	▲ 3	Tanner Tully	Single		12.					
Pratto, Nick	4.39	80	351	8 (5x)	4/23 vs. GWN	▼ 3	Nick Margevicius	Single		13.					
25 Reetz, Jakson	4.07	57	232	13	4/21 vs. GWN	▼ 2	Allan Winans	Strikeout Swinging		14.					
Reyes, Frammil	4.22	18	76	9	5/7 vs. LOU	▼ 2	Andrew Abbott	2-Run Homer		15.					
0 Taylor, Samad	3.81	175	666	9	4/25 @ NAS	▲ 1	Robert Gasser	Strikeout Looking							
8 Waters, Drew	3.47	19	66	7 (2x)	5/13 @ SWB	▲ 9	Aaron McGarity	Strikeout Swinging							
	3.99	1,436	5,731												

**Omaha Pinch Hitters: 1-for-7, 2B, 2 RBI, 3 K**  
**Most-Used Pinch Hitter:** CJ Alexander (3x)  
**Most Frequently Pinch-Hit For:** Angelo Castellano (5x)

## PITCH TIMER VIOLATIONS CALLED ON OMAHA HITTERS (1)

DATE	INNING	UMPIRE	HITTER	COUNT AT CALL	BATTER RESULT (COUNT)
1. April 12 @ Iowa	▲ 9	Tom Hanahan	Samad Taylor (1)	0-1	Single (0-2)
2.					
3.					
4.					
5.					
6.					
7.					

HR #	PLAYER (SEASON #)	GM # - DATE	OPPONENT	PITCHER	PITCH TYPE	DIRECTION	ON BASE	INNING	OUTS	COUNT	SCORE	FINAL	DISTANCE	EXIT VELO	LAUNCH ANGLE
1.	Logan Porter (1)	2 - April 1	@ Indianapolis	Caleb Smith (L)	4-seam FB	LF	0	▲ 4	1	2-2	3-0	W, 12-1	417 ft	106.6 mph	32°
2.	Jakson Reetz (1)	2 - April 1	@ Indianapolis	Caleb Smith (L)	Slider	LF	3	▲ 5	2	2-1	8-0	W, 12-1	408 ft	103.9 mph	25°
3.	Dairon Blanco (1)	3 - April 2	@ Indianapolis	Mike Burrows	4-seam FB	LCF	0	▲ 5	2	3-2	1-3	W, 8-3	411 ft	105.2 mph	23°
4.	Samad Taylor (1)	3 - April 2	@ Indianapolis	J.C. Flowers	4-seam FB	LF	0	▲ 8	0	2-1	2-3	W, 8-3	334 ft	104.5 mph	22°
5.	Nick Loftin (1)	3 - April 2	@ Indianapolis	Daniel Zamora (L)	4-seam FB	LF	2	▲ 8	1	1-2	5-3	W, 8-3	362 ft	97.2 mph	29°
6.	Maikel Garcia (1)	4 - April 4	vs. Toledo	Alex Faedo	4-seam FB	RF	0	▼ 1	1	2-1	1-0	L, 9-2	349 ft	94.3 mph	35°
7.	Tyler Gentry (1)	5 - April 5	vs. Toledo	Tyler Holton (L)	Cutter	CF	2	▼ 6	0	2-0	3-1	L, 7-6	417 ft	106.5 mph	27°
8.	Logan Porter (2)	5 - April 5	vs. Toledo	Tyler Holton (L)	Slider	LF	0	▼ 6	0	3-1	4-1	L, 7-6	346 ft	103.3 mph	37°
9.	Logan Porter (3)	5 - April 5	vs. Toledo	Matt Wisler	4-seam FB	RCF	0	▼ 8	0	2-2	5-6	L, 7-6	364 ft	94.7 mph	34°
10.	Nick Loftin (2)	6 - April 6	vs. Toledo	Brenan Haniffee	Slider	LCF	0	▼ 2	0	2-2	1-1	L, 8-5	401 ft	101.8 mph	32°
11.	CJ Alexander (1)	6 - April 6	vs. Toledo	Brenan Haniffee	Sinker	CF	0	▼ 4	1	2-2	3-6	L, 8-5	409 ft	101.1 mph	35°
12.	Logan Porter (4)	7 - April 7	vs. Toledo	Reese Olson	4-seam FB	LF	0	▼ 3	0	3-2	5-2	W, 9-4	395 ft	104.3 mph	45°
13.	Freddy Fermin (1)	8 - April 8	vs. Toledo	Will Vest	Slider	CF	3	▼ 3	2	0-0	6-1	W, 13-8	401 ft	102.1 mph	42°
14.	Angelo Castellano (1)	8 - April 8	vs. Toledo	Will Vest	4-seam FB	LCF	1	▼ 4	0	2-0	8-1	W, 13-8	401 ft	102.8 mph	33°
15.	Freddy Fermin (2)	8 - April 8	vs. Toledo	Ashton Goudeau	Changeup	CF	1	▼ 5	0	1-1	10-1	W, 13-8	428 ft	105.9 mph	28°
16.	CJ Alexander (2)	8 - April 8	vs. Toledo	Ashton Goudeau	Changeup	LF	0	▼ 7	0	1-0	11-8	W, 13-8	351 ft	92.4 mph	43°
17.	Angelo Castellano (2)	9 - April 9	vs. Toledo	Alex Faedo	4-seam FB	LF	0	▼ 3	1	0-0	1-0	L, 8-2	373 ft	98.0 mph	25°
18.	Samad Taylor (2)	10 - April 11	@ Iowa	Roenis Elias (L)	4-seam FB	CF	2	▲ 5	2	0-2	3-9	L, 9-6	405 ft	100.9 mph	25°
19.	Freddy Fermin (3)	10 - April 11	@ Iowa	Brandon Hughes (L)	4-seam FB	LF	1	▲ 6	2	0-1	6-9	L, 9-6	398 ft	100.3 mph	33°
20.	CJ Alexander (3)	11 - April 12	@ Iowa	Riley Thompson	Changeup	RF	0	▲ 2	0	1-0	2-1	W, 10-6	394 ft	104.3 mph	24°
21.	Tyler Gentry (2)	11 - April 12	@ Iowa	Riley Thompson	Slider	LF	0	▲ 3	2	1-2	3-1	W, 10-6	393 ft	103.3 mph	26°
22.	Tucker Bradley (1)	11 - April 12	@ Iowa	Rowan Wick	4-seam FB	RCF	1	▲ 6	2	1-1	7-3	W, 10-6	392 ft	98.2 mph	29°
23.	Nick Loftin (3)	11 - April 12	@ Iowa	Anthony Kay (L)	Slider	CF	0	▲ 8	0	2-1	8-6	W, 10-6	420 ft	104.3 mph	28°
24.	Nick Loftin (4)	12 - April 13	@ Iowa	Nick Neidert	4-seam FB	LF	0	▲ 4	2	3-2	1-11	L, 14-1	370 ft	100.4 mph	38°
25.	Nick Pratto (1)	15 - April 19	vs. Gwinnett	Beau Burrows	Slider	CF	0	▼ 2	0	1-2	1-1	L, 6-2	399 ft	100.2 mph	26°
26.	Logan Porter (5)	15 - April 19	vs. Gwinnett	Beau Burrows	Slider	LF	0	▼ 4	1	1-2	2-3	L, 6-2	350 ft	94.9 mph	50°
27.	CJ Alexander (4)	17 - April 21	vs. Gwinnett	Allan Winans	Changeup	RF	0	▼ 2	2	0-0	1-1	L, 7-3	395 ft	96.2 mph	37°
28.	Nick Pratto (2)	18 - April 22	vs. Gwinnett	Dylan Dodd (L)	Changeup	RF	1	▼ 1	2	3-1	2-0	L, 5-2	350 ft	88.4 mph	39°
29.	Nate Eaton (1)	22 - April 27	@ Nashville	Janson Junk	Sweeper	LF	0	▲ 2	2	2-2	1-0	W, 2-1	403 ft	103.0 mph	32°
30.	Freddy Fermin (4)	24 - April 29	@ Nashville	Robert Stock	4-seam FB	RCF	2	▲ 1	1	3-1	4-0	L, 6-5 (10)	381 ft	104.3 mph	23°
31.	Tyler Gentry (3)	25 - April 30	@ Nashville	Robert Gasser (L)	4-seam FB	LF	1	▲ 3	2	1-0	2-1	W, 10-6	391 ft	100.6 mph	33°
32.	Logan Porter (6)	25 - April 30	@ Nashville	Robert Gasser (L)	Slider	LF	0	▲ 4	0	2-1	3-1	W, 10-6	389 ft	102.3 mph	29°
33.	Freddy Fermin (5)	25 - April 30	@ Nashville	Robert Gasser (L)	Changeup	LF	0	▲ 5	1	2-0	5-1	W, 10-6	368 ft	94.8 mph	35°
34.	Nick Loftin (5)	28 - May 4	vs. Louisville	Silvino Bracho	Slider	LF	0	▼ 7	0	0-0	8-11	L, 12-10	365 ft	101.1 mph	19°
35.	Jakson Reetz (2)	29 - May 5	vs. Louisville	Brandon Williamson (L)	4-seam FB	LF	1	▼ 2	1	0-0	2-1	W, 6-2	346 ft	100.2 mph	27°
36.	Nick Loftin (6)	29 - May 5	vs. Louisville	Brandon Williamson (L)	Slider	CF	0	▼ 6	0	0-0	3-1	W, 6-2	395 ft	105.6 mph	24°
37.	Angelo Castellano (3)	30 - May 6	vs. Louisville	Ryan Nutof	Curveball	LF	1	▼ 7	2	2-2	8-8	W, 11-9	376 ft	95.2 mph	29°
38.	Jakson Reetz (3)	31 - May 7	vs. Louisville	Andrew Abbott (L)	Changeup	LF	0	▼ 4	1	2-0	1-0	L, 4-3	426 ft	104.4 mph	32°
39.	Franmil Reyes (1)	31 - May 7	vs. Louisville	Andrew Abbott (L)	Curveball	LCF	1	▼ 5	2	3-2	3-0	L, 4-3	389 ft	100.8 mph	29°
40.	Clay Dungan (1)	32 - May 9	@ Scranton/WB	Mitch Spence	4-seam FB	RCF	0	▲ 3	0	1-00	2-2	L, 14-2	388 ft	104.0 mph	28°
41.	Dairon Blanco (2)	33 - May 10	@ Scranton/WB	Luis Severino	Changeup	LF	0	▲ 3	0	0-1	1-1	L, 4-3	377 ft	99.6 mph	24°
42.	CJ Alexander (5)	34 - May 11	@ Scranton/WB	Colten Brewer	Slider	CF	0	▲ 9	0	1-1	3-1	W, 4-3 (11)	422 ft	106.4 mph	23°
43.	CJ Alexander (6)	36 - May 13	@ Scranton/WB	Greg Weissert	Sweeper	RF	0	▲ 6	1	0-0	4-3	L, 8-6	377 ft	102.7 mph	39°
44.	CJ Alexander (7)	36 - May 14	@ Scranton/WB	Mitch Spence	4-seam FB	RCF	0	▲ 2	0	3-2	1-1	W, 6-3	416 ft	109.9 mph	24°
45.	Brewer Hicklen (1)	36 - May 14	@ Scranton/WB	D.J. Snelten (L)	Changeup	LF	0	▲ 9	0	2-1	4-3	W, 6-3	344 ft	109.5 mph	25°
46.	Samad Taylor (3)	36 - May 14	@ Scranton/WB	D.J. Snelten (L)	4-seam FB	RCF	1	▲ 9	2	3-1	6-3	W, 6-3	346 ft	95.2 mph	29°



## HOME RUN BREAKDOWN

PLAYER	2023 TOTAL	HOME ROAD		RHP LHP	OUTS			RUNNERS ON				TIED GAME	GO AHEAD	DIRECTION					BESTS		DATE	OPPONENT	LAST		INN	PA SINCE
					0	1	2	0	1	2	3			LF	LCF	CF	RCF	RF	FT	MPH			PITCHER	KIND		
CJ Alexander	7	3	4	7	-	4	2	1	7	-	-	2	2	1	-	2	1	3	422	109.9	5/14	@ Scranton/WB	M. Spence	Solo	▲ 2	3
Nick Loftin	6	3	3	3	3	4	1	1	5	-	1	1	1	3	1	2	-	-	420	105.6	5/5	vs. Louisville	B. Williamson	Solo	▼ 6	31
Logan Porter	6	4	2	3	3	4	2	-	6	-	-	-	-	5	-	-	1	-	417	106.6	4/30	@ Nashville	R. Gasser	Solo	▲ 4	46
Freddy Fermin	5	2	3	3	2	1	2	2	1	2	1	1	-	2	-	2	1	-	428	105.9	4/30	@ Nashville	R. Gasser	Solo	▲ 5	2
Samad Taylor	3	-	3	1	2	1	-	2	1	1	1	-	-	1	-	1	1	-	405	104.5	5/14	@ Scranton/WB	D. Snelten	2-Run	▲ 9	0
Jakson Reetz	3	2	1	-	3	-	2	1	1	1	-	1	2	3	-	-	-	-	426	104.4	5/7	vs. Louisville	A. Abbott	Solo	▼ 4	4
Angelo Castellano	3	3	-	3	-	1	1	1	1	2	-	-	1	2	1	-	-	-	401	102.8	5/6	vs. Louisville	R. Nutof	2-Run	▼ 7	18
Tyler Gentry	3	1	2	1	2	1	-	2	1	1	1	-	-	2	-	1	-	-	417	106.5	4/30	@ Nashville	R. Gasser	2-Run	▲ 3	54
Dairon Blanco	2	-	2	2	-	1	-	1	2	-	-	-	1	1	1	-	-	-	411	105.2	5/10	@ Scranton/WB	L. Severino	Solo	▲ 3	19
Nick Pratto	2	2	-	1	1	1	-	1	1	1	-	-	1	-	-	1	-	1	399	100.2	4/22	vs. Gwinnett	D. Dodd	2-Run	▼ 1	19
Brewer Hicklen	1	-	1	-	1	1	-	-	1	-	-	-	1	1	-	-	-	-	344	109.5	5/14	@ Scranton/WB	D. Snelten	Solo	▲ 9	0
Clay Dungan	1	-	1	1	-	1	-	-	1	-	-	-	1	-	-	-	1	-	388	104.0	5/9	@ Scranton/WB	M. Spence	Solo	▲ 3	14
Franmil Reyes	1	1	-	-	1	-	-	1	-	1	-	-	-	-	1	-	-	-	389	100.8	5/7	vs. Louisville	A. Abbott	2-Run	▼ 5	1
Nate Eaton	1	-	1	1	-	-	-	1	1	-	-	-	1	1	-	-	-	-	403	103	4/27	@ Nashville	J. Junk	Solo	▲ 2	26
Tucker Bradley	1	-	1	1	-	-	-	1	-	1	-	-	-	-	-	-	1	-	392	98.2	4/12	@ Iowa	R. Wick	2-Run	▲ 6	51
Maikel Garcia	1	1	-	1	-	-	1	-	1	-	-	-	1	-	-	-	-	1	349	94.3	4/4	vs. Toledo	A. Faedo	Solo	▼ 1	94
	46	22	24	28	18	20	11	15	30	10	4	2	6	13	22	4	9	6	5							

## INNING DISTRIBUTION

1st Inning	2nd Inning	3rd Inning	4th Inning	5th Inning	6th Inning	7th Inning	8th Inning	9th Inning	10th Inning	11th Inning
3	7	7	7	6	6	3	4	3	-	-

## NOTABLE STORM CHASERS HOME RUNS

BACK-TO-BACK HOMERS (1)		2-HOMER GAMES (2)		3-HOMER GAMES (0)		GRAND SLAMS (2)	
PLAYERS	DATE/OPPONENT (INN.)	PLAYER (CAREER NO.)	DATE/OPPONENT	PLAYER (CAREER NO.)	DATE/OPPONENT	PLAYER (CAREER NO.)	DATE/OPPONENT (INN.)
Tyler Gentry & Logan Porter	4/5 vs. Toledo (6th)	Logan Porter (3rd) Freddy Fermin (4th)	4/5 vs. Toledo 4/8 vs. Toledo			Jakson Reetz (1st) Freddy Fermin (3rd)	4/1 @ Indianapolis (5th) 4/8 vs. Toledo (3rd)

LEADOFF HOMERS (0)		INSIDE-THE PARK HOMERS (0)		PINCH-HIT HOMERS (0)		WALK-OFF HOMERS (0)	
PLAYER (CAREER NO.)	DATE/OPPONENT	PLAYER (CAREER NO.)	DATE/OPPONENT (INN.)	PLAYER (CAREER NO.)	DATE/OPPONENT (INN.)	PLAYER	DATE/OPPONENT

HOME RUN SITUATION	# OF	DATE OF LAST	BATTER ('23 HR #)	PITCHER	COUNT	RUNNERS ON	OUTS	INNING	SCORE @ HR	FINAL
GO-AHEAD HOME RUN	13	May 14 @ Scranton/WB	Brewer Hicklen (1)	D.J. Snelten	2-1	0	0	▲ 9	4-3	W, 6-3
GAME-TYING HOME RUN	6	May 14 @ Scranton/WB	CJ Alexander (7)	Mitch Spence	3-2	0	0	▲ 2	1-1	W, 6-3

## NOTABLE OPPOSING HOME RUNS

BACK-TO-BACK HOMERS (1)		2-HOMER GAMES (0)		3-HOMER GAMES (1)		GRAND SLAMS (2)	
PLAYERS	DATE/OPPONENT (INN.)	PLAYER (CAREER NO.)	DATE/OPPONENT	PLAYER (CAREER NO.)	DATE/OPPONENT	PLAYER	DATE/OPPONENT (INN.)
Encarnacion-Strand & Benson	5/4 vs. Louisville (1st)			Christian Encarnacion-Strand (1)	5/4 vs. Louisville	Andy Ibáñez Andrés Chaparro	April 6 vs. Toledo (3rd) May 9 @ Scranton/WB (7th)

LEADOFF HOMERS (4)		INSIDE-THE PARK HOMERS (0)		PINCH-HIT HOMERS (0)		WALK-OFF HOMERS (2)	
PLAYER	DATE/OPPONENT	PLAYER	DATE/OPPONENT (INN.)	PLAYER	DATE/OPPONENT (INN.)	PLAYER	DATE/OPPONENT
Christopher Morel	4/14 @ Iowa					Michael Herмосillo	5/10 @ Scranton/WB
Forrest Wall	4/19 vs. Gwinnett					Ben Rortvedt	5/13 @ Scranton/WB
Michael Siani	5/3 vs. Louisville						
Michael Siani	5/5 vs. Louisville						

## AFTER-INNING RECORDS

## LEADING TRAILING TIED

AFTER 1 INNING	2 - 5	6 - 8	7 - 9
AFTER 2 INNINGS	6 - 6	7 - 7	2 - 9
AFTER 3 INNINGS	9 - 7	3 - 10	3 - 5
AFTER 4 INNINGS	10 - 5	3 - 14	2 - 3
AFTER 5 INNINGS	10 - 3	4 - 16	1 - 3
AFTER 6 INNINGS	10 - 5	4 - 17	1 - 0
AFTER 7 INNINGS	10 - 5	4 - 16	1 - 1
AFTER 8 INNINGS	12 - 1	2 - 19	1 - 2

## STORM CHASERS BIG INNINGS

## DATE INNING RUNS

1.	April 2 @ Indianapolis	8th	7
2.	April 8 vs. Toledo	3rd	6
3.			
4.			
5.			
6.			
7.			
8.			

## SCORE BY INNINGS

	1	2	3	4	5	6	7	8	9	10	11+	TOTAL
Omaha	23	16	22	16	30	20	17	24	25	0	1	194
Opponents	33	25	29	18	23	35	20	30	19	1	0	233
<b>Difference</b>	<b>-10</b>	<b>-9</b>	<b>-7</b>	<b>-2</b>	<b>7</b>	<b>-15</b>	<b>-3</b>	<b>-6</b>	<b>6</b>	<b>-1</b>	<b>1</b>	<b>-39</b>

SCORE BY INNINGS V. TOLEDO	1	2	3	4	5	6	7	8	9	10	11+	TOTAL
Omaha	3	3	9	6	3	7	4	1	1	0	0	37
Toledo	2	2	5	5	4	9	5	10	2	0	0	44
<b>vs. Toledo Difference</b>	<b>1</b>	<b>1</b>	<b>4</b>	<b>1</b>	<b>-1</b>	<b>-2</b>	<b>-1</b>	<b>-9</b>	<b>-1</b>	<b>0</b>	<b>0</b>	<b>-7</b>

## MULTI-RUN INNINGS

	2	3	4	5	6	7	8	9	10+	TOTAL
Storm Chasers	20	13	7	2	1	1	-	-	-	44
Opponents	25	19	6	4	3	-	-	-	-	57

## RECORD BY RUNS SCORED/ALLOWED

RUNS	0	1	2	3	4	5	6	7	8	9	10	11	12	13+
SCORED	0 - 1	0 - 2	1 - 5	1 - 6	1 - 2	1 - 2	2 - 3	0 - 0	2 - 0	1 - 0	2 - 1	2 - 0	1 - 0	1 - 0
ALLOWED	0 - 0	1 - 0	2 - 0	4 - 0	1 - 4	0 - 2	3 - 2	0 - 3	2 - 4	1 - 3	0 - 1	0 - 0	0 - 1	0 - 2

## RECORD BY MARGIN OF VICTORY/DEFEAT

1 Run	2 Runs	3 Runs	4 Runs	5 Runs	6 Runs	7 Runs	8 Runs	9 Runs	10+ Runs
3 - 5	3 - 2	2 - 5	3 - 2	3 - 2	0 - 3	0 - 1	0 - 0	0 - 0	1 - 2

## 2023 STORM CHASERS MONTH BY MONTH

## HITTING

MONTH	AVG	G	AB	R	H	TB	2B	3B	HR	RBI	BB	IBB	SO	SB	CS	OBP	SLG	OPS	SAC	SF	HBP	GIDP	LOB
MARCH	.300	1	40	8	12	16	2	1	0	8	9	0	12	5	0	.429	.400	.829	0	0	0	0	14
APRIL	.250	24	799	124	200	352	49	2	33	118	99	0	204	38	8	.337	.441	.778	1	11	11	24	156
MAY	.234	12	402	62	94	162	21	4	13	55	44	0	98	25	6	.320	.403	.723	1	4	9	7	76
JUNE																							
JULY																							
AUGUST																							
SEPTEMBER																							
TOTAL	.247	37	1241	194	306	530	72	7	46	181	152	0	314	68	14	.335	.427	.762	2	15	20	31	246

## PITCHING

MONTH	W	L	ERA	G	GS	CG	SHO	GF	HLD	SV	SVO	IP	H	R	ER	HR	HB	BB	SO	WP	BK	WHIP	AVG
MARCH	1	0	6.00	1	1	0	0	1	0	1	1	9.0	11	6	6	1	1	2	7	0	1	1.44	.297
APRIL	9	15	5.65	24	24	0	0	24	11	3	7	212.0	238	149	133	30	17	104	198	16	2	1.61	.284
MAY	5	7	6.20	12	12	0	0	12	10	4	8	107.1	117	78	74	24	7	62	111	7	1	1.67	.285
JUNE																							
JULY																							
AUGUST																							
SEPTEMBER																							
TOTAL	15	22	5.84	37	37	0	0	37	21	8	16	328.1	366	233	213	55	25	168	316	23	4	1.63	.285

## 2023 WALK-OFF TRACKER (0 FOR, 4 AGAINST)

GAME #	DATE	OPPONENT	FINAL (INN.)	PLAYER	WINNING RUN	PITCHER	HOW	OUTS	COUNT
23	April 28	@ Nashville	L, 4-3 (9)	Brian Navarreto	Skye Bolt	Josh Dye	Throwing error by 3B Maikel Garcia	2	1-0
24	April 29	@ Nashville	L, 6-5 (10)	Keston Hiura	Eddy Alvarez	Evan Sisk	Infield single to SS Angelo Castellano	1	2-1
33	May 10	@ Scranton/WB	L, 4-3 (9)	Michael Hermosillo	Michael Hermosillo	Dylan Coleman	Solo Home Run to LF	0	2-1
36	May 13	@ Scranton/WB	L, 8-6	Ben Rortvedt	Estevan Florial	Brooks Kriske	3-Run Home Run to RCF	1	2-2

Bold Indicates Omaha Walk-Off Win

## 2023 STORM CHASERS EJECTIONS (4)

DATE	INNING	WHO (POSITION) / # IN 2023	WHY	UMPIRE (POSITION)
1. April 21 vs. Gwinnett	▼ 6	Mike Jirschele (Manager) / 1st	Balls/Strikes	Takahito Matsuda (Home Plate)
2. April 21 vs. Gwinnett	▲ 7	Dane Johnson (Pitching Coach) / 1st	Balk	Takahito Matsuda (Home Plate)
3. April 21 vs. Gwinnett	▼ 8	CJ Alexander (Designated Hitter) / 1st	Balls/Strikes	Takahito Matsuda (Home Plate)
4. May 11 @ Scranton/WB	▼ 9	Mike Jirschele (Manager) / 2nd	Hit By Pitch	Robert Nunez (Home Plate)



## PITCHING

vs. Left-Handed Starter	5-8
vs. Right-Handed Starter	10-14

WITH Left-Handed Starter	6-8
WITH Right-Handed Starter	9-14

0-4 strikeouts	0-1
5-9 strikeouts	9-15
10+ strikeouts	6-6

0 runs of support	0-7
1-4 runs of support	12-13
5-9 runs of support	3-2
10+ runs of support	

## SCORING

1-Run Games	3-5
2-Run Games	3-2
3-4-Run Games	5-7
5+ Run Games	4-8

Extra Innings	1-1
Shutouts	0-1
Doubleheaders	

Scoring 0-2 Runs	1-8
3-5 Runs	3-10
6-9 Runs	5-3
10+ Runs	6-1

Opponent 0-2 Runs	4-0
3-5 Runs	5-6
6-9 Runs	6-12
10+ Runs	0-4

Scored in 1st Inning	4-7
Opponent scored in 1st	9-11
Scores first	5-9
Opponent scores first	10-13

## HITTING

Omaha 0-5 hits	2-7
6-9 hits	3-11
10+ hits	10-4

Opponent 0-5 hits	1-1
6-9 hits	9-4
10+ hits	5-17

Out-hit opponent	9-5
Out-hit by opponent	5-17
Hits are tied	1-0

Hit 0 home runs	4-7
1 home run	4-10
2 home runs	2-4
3+ home runs	5-1

Opponent hit 0 home runs	5-3
1 home run	6-8
2 home runs	4-5
3+ home runs	0-6

Leave 0-5 runners on base	4-10
6-9 on base	8-11
10+ on base	3-1

Opponent leaves 0-5 runners on base	2-4
6-9 on base	7-13
10+ on base	6-5

Steals 0 bases	2-10
1 base	2-2
2 bases	4-5
3+ bases	7-5

Opponent steals 0 bases	3-11
1 base	8-9
2 bases	4-2
3+ bases	1-2

## FIELDING

Made 0 errors	11-9
1 error	1-9
2 errors	1-3
3+ errors	2-1

Opponent made 0 errors	4-11
1 error	5-8
2 errors	4-2
3+ errors	2-1

## LONGEST WIN STREAK

## LONGEST LOSING STREAK

## LONGEST HOME WINNING STREAK

## LONGEST HOME LOSING STREAK

## LONGEST ROAD WINNING STREAK

## LONGEST ROAD LOSING STREAK

## LARGEST MARGIN OF VICTORY

## LARGEST MARGIN OF DEFEAT

## LONGEST GAME, INNINGS

## LONGEST GAME, TIME

## LONGEST 9-INNING GAME, TIME

## SHORTEST 9-INNING GAME, TIME

## SHORTEST GAME, TIME

## LARGEST COMEBACK WIN

## LARGEST MARGIN OF LEAD SURRENDERED (LOSS)

## MOST ERRORS, TEAM

## MOST ERRORS, PLAYER

## LARGEST CROWD, HOME

## LARGEST CROWD, ROAD

## WARMEST FIRST PITCH

## COLDEST FIRST PITCH

## MOST RUNS SCORED, GAME

## MOST RUNS SCORED, INNING

## MOST CONSECUTIVE INNINGS SCORED

## FEWEST HITS, GAME

## MOST HITS, GAME

## MOST DOUBLES, GAME

## MOST TRIPLES, GAME

## MOST HOME RUNS, GAME

## MOST EXTRA-BASE HITS, GAME

## MOST RBI, GAME

## MOST RUNNERS LOB, GAME

## MOST TOTAL BASES, GAME

## MOST WALKS, GAME

## MOST STRIKEOUTS, GAME

## FEWEST STRIKEOUTS, GAME

## MOST STOLEN BASES, GAME

## MOST HIT BY PITCHES

## MOST RUNS, GAME

## MOST HITS, GAME

## MOST DOUBLES, GAME

## MOST TRIPLES, GAME

## MOST HOME RUNS, GAME

## MOST RBI, GAME

## MOST WALKS, GAME

## MOST STRIKEOUTS, GAME

## MOST STOLEN BASES, GAME ^

## MOST HIT BY PITCHES, GAME

## MOST RUNS ALLOWED, GAME

## MOST RUNS ALLOWED, INNING

## FEWEST HITS ALLOWED, GAME

## MOST HITS ALLOWED, GAME

## FEWEST STRIKEOUTS, GAME

## MOST STRIKEOUTS, GAME

## FEWEST WALKS ALLOWED, GAME

## MOST WALKS ALLOWED, GAME

## MOST HOME RUNS ALLOWED, GAME

## MOST RUNS ALLOWED, GAME

## MOST EARNED RUNS ALLOWED, GAME ^

## FEWEST HITS ALLOWED, GAME (STARTER)

## MOST HITS ALLOWED, GAME

## MOST HOME RUNS ALLOWED, GAME ^

## MOST STRIKEOUTS

## MOST CONSECUTIVE STRIKEOUTS

## MOST WALKS ALLOWED, GAME

## MOST HIT BATTERS, GAME

## MOST INNINGS PITCHED, STARTER

## MOST PITCHES THROWN, STARTER

## MOST INNINGS PITCHED, RELIEVER

## MOST PITCHES THROWN, RELIEVER

## TEAM HIGHS

3 Games	March 31 - April 2
5 Games	April 18 - April 22
2 Games	May 5 - May 6
3 Games	April 4 - April 6
5 Games	April 18 - April 22
2 Games (2x)	Last: April 28 - April 29
11 Runs	4/1 @ Indianapolis (12-1 Win)
13 Runs	4/13 @ Iowa (14-1 Loss)
11 Innings	5/11 @ Scranton/Wilkes-Barre (4-3 Win)
3:16	4/14 @ Iowa (11-8 Win)
3:16	4/14 @ Iowa (11-8 Win)
2:14 (2x)	Last: 5/5 vs. Louisville (6-2 Win)
2:14 (2x)	Last: 5/5 vs. Louisville (6-2 Win)
6 Runs, After 4th	5/6 vs. Louisville (11-9 Win)
4 Runs, Middle 2nd	4/29 @ Nashville (6-5 Loss, 10 Innings)
3 (3x)	Last: 4/23 vs. Gwinnett (5-3 Win)
2, Maikel Garcia	4/23 vs. Gwinnett (5-3 Win)
6,641	4/19 vs. Gwinnett (6-2 Loss)
9,833	4/29 @ Nashville (6-5 Loss, 10 Innings)
82 Degrees	5/7 vs. Louisville (4-3 Loss)
35 Degrees	4/5 vs. Toledo (7-6 Loss)

## OFFENSIVE HIGHS

13	4/8 vs. Toledo (13-8 Win)
7, 8th Inning	4/2 @ Indianapolis (8-3 Win)
5, 1st-5th Innings	4/7 vs. Toledo (9-4 Win)
3	4/20 vs. Gwinnett (9-3 Loss)
16	4/1 @ Indianapolis (12-1 Win)
5	4/12 @ Iowa (10-6 Win)
1 (7x)	Last: 5/14 @ Scranton/Wilkes-Barre (6-3 Win)
4 (2x)	Last: 4/12 @ Iowa (10-6 Win)
9	4/12 @ Iowa (10-6 Win)
13	4/8 vs. Toledo (13-8 Win)
14	3/31 @ Indianapolis (8-6 Win)
29	4/12 @ Iowa (10-6 Win)
11	4/20 vs. Gwinnett (9-3 Loss)
13	5/14 @ Scranton/Wilkes-Barre (6-3 Win)
4	4/13 @ Iowa (14-1 Loss)
6 (2x)	Last: 5/4 vs. Louisville (12-10 Loss)
4	5/6 vs. Louisville (11-9 Win)

## INDIVIDUAL OFFENSIVE HIGHS

3 (6x)	Last: Samad Taylor, 5/4 vs. Louisville (12-10 Loss)
4, Freddy Fermin	4/11 @ Iowa (9-6 Loss)
2 (3x)	Last: Tyler Gentry, 5/3 vs. Louisville (7-4 Loss)
1 (7x)	Last: CJ Alexander, 5/14 @ Scranton/Wilkes-Barre (6-3 Win)
2 (2x)	Last: Freddy Fermin, 4/8 vs. Toledo (13-8 Win)
6, Freddy Fermin	4/8 vs. Toledo (13-8 Win)
3 (4x)	Last: Freddy Fermin, 4/30 @ Nashville (10-6 Win)
3 (16x)	Last: Drew Waters, 5/13 @ Scranton/Wilkes-Barre (8-6 Loss)
4, Samad Taylor	5/4 vs. Louisville (12-10 Loss)
2, Tyler Gentry	5/6 vs. Louisville (11-9 Win)

## PITCHING HIGHS

14 (2x)	Last: 5/9 @ Scranton/Wilkes-Barre (14-2 Loss)
6 (2x)	Last: 2nd Inning, 4/13 @ Iowa (14-1 Loss)
4 (2x)	5/12 @ Scranton/Wilkes-Barre (3-2 Win)
18	5/9 @ Scranton/Wilkes-Barre (14-2 Loss)
3	4/18 vs. Gwinnett (4-1 Loss)
15	5/11 @ Scranton/Wilkes-Barre (4-3 Win, 11 Innings)
1	4/19 vs. Gwinnett (6-2 Loss)
8	4/6 vs. Toledo (8-5 Loss)
6	5/4 vs. Louisville (12-10 Loss)

## INDIVIDUAL PITCHING HIGHS

11, Jonathan Heasley	4/13 @ Iowa (14-1 Loss)
11, Jonathan Heasley	4/13 @ Iowa (14-1 Loss)
1 (3x)	Last: Drew Parrish (6.0 IP), 4/28 @ Nashville (4-3 Loss)
10, Drew Parrish	5/4 vs. Louisville (12-10 Loss)
5, Drew Parrish	5/4 vs. Louisville (12-10 Loss)
7, Jonathan Heasley	4/19 vs. Gwinnett (6-2 Loss)
3 (9x)	Last: Brooks Kriske, 5/11 @ Scranton/Wilkes-Barre (4-3 Win, 11 Innings)
4 (5x)	Last: Mike Mayers, 5/10 @ Scranton/Wilkes-Barre (4-3 Loss)
2 (2x)	Last: Ryan Weiss, 5/9 @ Scranton/Wilkes-Barre (14-2 Loss)
7.0, Jonathan Heasley	4/19 vs. Gwinnett (6-2 Loss)
104, Jonathan Heasley	4/25 @ Nashville (8-3 Loss)
3.2, Marcelo Martinez	4/29 @ Nashville (6-5 Loss, 10 Innings)
65, Austin Cox	4/6 vs. Toledo (8-5 Loss)

^ Indicates All-Time Storm Chasers Record Tied

\* Indicates All-Time Storm Chasers Record Set

## STATCAST LEADERS

LONGEST MEASURED HOMER DISTANCE (TOP 5)			HIGHEST BATTED BALL EXIT VELOCITY (TOP 5)			HIGHEST PITCH VELOCITY (TOP 5)			HIGHEST PITCH SPIN RATE (TOP 5)		
Player	Distance (Pitcher)	Date	Player	Exit Velo (Batted Ball Type)	Date	Player	Pitch Velo (Pitch Result)	Date	Player	Spin Rate (Pitch Type)	Date
Freddy Fermin	428 (2-Run off Ashton Goudeau)	4/8 vs. TOL	CJ Alexander	115.3 (Double vs. Reese Olson)	4/7 vs. TOL	Jackson Kowar	99.3 (Justin Dean, Ball)	4/18 vs. GWN	Josh Dye	3,329 (81.2MPH Changeup vs. Joe Hudson)	4/21 vs. GWN
Jakson Reetz	426 (Solo off Andrew Abbott)	5/7 vs. LOU	Brewer Hicklen	110.4 (Double vs. Robert Gasser)	4/30 @ NAS	Josh Staumont	99.1 (Jermaine Palacios, Strikeout)	4/9 vs. TOL	Mike Mayers	3,238 (82.1MPH Slider vs. Volmer Sanchez)	4/23 vs. GWN
CJ Alexander	422 (Solo off Colten Brewer)	5/11 @ SWB	CJ Alexander	109.9 (Home Run vs. Mitch Spence)	5/14 @ SWB	Jackson Kowar	99.0 (Justin Dean, Walk)	4/18 vs. GWN	Jonathan Heasley	3,090 (93.8MPH 45-Fastball vs. Abraham Toro)	4/30 @ NAS
Nick Loftin	420 (Solo off Anthony Kay)	4/12 @ IOW	Dairon Blanco	109.6 (Double Play vs. Kervin Castro)	4/7 vs. TOL	Josh Staumont	98.9 (Jermaine Palacios, Foul Ball)	4/9 vs. TOL	Josh Staumont	3,058 (81.0MPH Curveball vs. Miguel Andujar)	3/31 @ IND
Logan Porter	417 (Solo off Caleb Smith)	4/1 @ IND	Brewer Hicklen	109.5 (Home Run vs. D.J. Snelten)	5/14 @ SWB	Josh Staumont	98.8 (Michael Papierski, Ball)	4/9 vs. TOL	Drew Parrish	3,000 (89.9MPH Sinkers vs. Michael Siani)	5/4 vs. LOU



														STORM CHASERS				OPPONENT			
GM #	MARCH	OPPONENT	SCORE	RECORD	STANDINGS	WIN	LOSS	SAVE	TEMP.	1ST PITCH	TIME	ATT.	HOME ATT.	R	H	E	LO	R	H	E	LO
1.	3/31	@ Indianapolis	W, 8-6	1-0	1st +0.5	C. Snider (1-0)	Y. De Los Santos (0-1)	J. Staumont (1)	66°	7:05 PM	2:54	8,095		8	12	0	14	6	11	2	7
														STORM CHASERS				OPPONENT			
GM #	APRIL	OPPONENT	SCORE	RECORD	STANDINGS	WIN	LOSS	SAVE	TEMP.	1ST PITCH	TIME	ATT.	HOME ATT.	R	H	E	LO	R	H	E	LO
2.	4/1	@ Indianapolis	W, 12-1	2-0	1st +1.0	D. Parrish (1-0)	C. Smith (0-1)	-	42°	1:37 PM	2:26	4,012		12	16	0	11	1	5	2	3
3.	4/2	@ Indianapolis	W, 8-3	3-0	1st +1.0	J. Kowar (1-0)	D. Zamora (0-1)	-	49°	1:36 PM	2:53	4,240		8	12	0	9	3	11	2	10
4.	4/4	TOLEDO	L, 9-2	3-1	2nd -0.5	B. White (1-0)	M. Castillo (0-1)	-	55°	6:42 PM	2:27	3,200	3,200	2	6	0	6	9	12	0	5
5.	4/5	TOLEDO	L, 7-6	3-2	2nd -1.0	T. Holton (1-0)	R. Weiss (0-1)	M. Díaz (2)	35°	12:07 PM	2:40	1,405	4,605	6	8	2	6	7	12	1	9
6.	4/6	TOLEDO	L, 8-5	3-3	3rd -2.0	J. Fry (1-0)	J. Kowar (1-1)	M. Del Pozo (1)	45°	12:06 PM	2:48	1,607	6,212	5	7	1	4	8	10	2	9
7.	4/7	TOLEDO	W, 9-4	4-3	2nd -1.0	J. Heasley (1-0)	R. Olson (0-2)	-	70°	6:35 PM	2:35	1,968	8,180	9	12	0	6	4	9	0	11
8.	4/8	TOLEDO	W, 13-8	5-3	2nd -0.5	M. Martinez (1-0)	M. Lorenzen (0-1)	-	71°	2:05 PM	2:49	2,070	10,250	13	12	3	4	8	13	0	12
9.	4/9	TOLEDO	L, 8-2	5-4	2nd -1.5	T. Holton (2-0)	M. Castillo (0-2)	-	73°	2:11 PM	2:57	2,119	12,369	2	6	3	12	8	13	0	11
10.	4/11	@ Iowa	L, 9-6	5-5	5th -2.5	R. Elias (1-0)	M. Mayers (0-1)	M. Rodriguez (1)	79°	6:38 PM	2:34	3,557		6	10	0	6	9	7	1	6
11.	4/12	@ Iowa	W, 10-6	6-5	5th -1.5	J. Kowar (2-0)	R. Thompson (0-1)	-	77°	12:09 PM	2:26	4,085		10	12	0	5	6	8	0	4
12.	4/13	@ Iowa	L, 14-1	6-6	6th -2.5	N. Neidert (1-1)	J. Heasley (1-1)	-	81°	6:38 PM	2:18	3,647		1	6	1	4	14	15	0	8
13.	4/14	@ Iowa	W, 11-8	7-6	6th -2.0	C. Snider (2-0)	M. Rodriguez (1-1)	N. Wittgren (1)	79°	7:09 PM	3:16	6,257		11	11	2	10	8	11	3	10
	4/15	@ Iowa	PPD/Rain (To be made up April 16)																		
14.	4/16-6/1	@ Iowa	Cancelled/Snow																		
15.	4/16-6/2	@ Iowa	Cancelled/Snow																		
14.	4/18	GWINNETT	L, 4-1	7-7	5th -3.0	T. Tice (2-0)	J. Kowar (2-2)	Y. Ríos (1)	70°	6:39 PM	2:24	1,703	14,072	1	7	1	8	4	6	0	8
15.	4/19	GWINNETT	L, 6-2	7-8	5th -4.0	B. Burrows (1-0)	J. Heasley (1-2)	-	70°	12:05 PM	2:15	6,641	20,713	2	6	0	5	6	10	0	3
16.	4/20	GWINNETT	L, 9-3	7-9	6th -4.5	B. Moran (1-0)	M. Castillo (0-3)	-	56°	6:37 PM	2:47	2,026	22,739	3	3	1	10	9	10	1	5
17.	4/21	GWINNETT	L, 7-3	7-10	7th -6.0	A. Winans (1-2)	E. Sisk (0-1)	-	44°	6:36 PM	3:01	2,041	24,780	3	9	2	9	7	11	0	8
18.	4/22	GWINNETT	L, 5-2	7-11	6th -7.0	D. Dodd (1-0)	A. Núñez (0-1)	Y. Ríos (2)	42°	2:06 PM	2:27	3,025	27,805	2	4	1	2	5	10	0	10
19.	4/23	GWINNETT	W, 5-3	8-11	6th -6.0	M. Mayers (1-1)	N. Kingham (0-3)	N. Wittgren (2)	49°	2:06 PM	2:23	2,046	29,851	5	12	3	6	3	8	0	9
20.	4/25	@ Nashville	L, 8-3	8-12	6th -7.0	R. Gasser (1-0)	J. Heasley (1-3)	-	67°	6:39 PM	2:14	4,127		3	5	1	3	8	11	0	6
21.	4/26	@ Nashville	L, 5-0	8-13	7th -8.0	C. Boushley (1-1)	M. Castillo (0-4)	-	68°	6:37 PM	2:27	5,455		0	4	0	5	5	11	1	8
22.	4/27	@ Nashville	W, 2-1	9-13	7th -7.0	A. Cox (1-0)	J. Junk (2-1)	N. Wittgren (3)	61°	7:19 PM	2:28 (-:44)	3,507		2	8	0	7	1	6	1	8
23.	4/28	@ Nashville	L, 4-3	9-14	7th -7.0	J. Bukauskas (1-0)	J. Dye (0-1)	-	69°	6:37 PM	2:26	6,707		3	5	1	3	4	7	1	4
24.	4/29	@ Nashville	L, 6-5 (10)	9-15	8th -8.0	L. Erceg (3-0)	E. Sisk (0-2)	-	70°	6:39 PM	2:58	9,833		5	8	0	6	6	13	1	15
25.	4/30	@ Nashville	W, 10-6	10-15	7th -7.0	A. Núñez (1-1)	J. Bukauskas (1-1)	-	61°	3:08 PM	3:00 (1:03)	9,469		10	11	1	9	6	9	3	9
APRIL Hitting Results: .250/.337/.441 (200-for-799), 49 2B, 2 3B, 33 HR, 124 R, 99 BB, 38 SB // APRIL Pitching Results: 9-15, 5.65 ERA (133 ER in 212.0 IP), 3/7 SV, 238 H, 30 HR, 104 BB, 198 K, 1.61 WHIP, 284 AVG																					
														STORM CHASERS				OPPONENT			
GM #	MAY	OPPONENT	SCORE	RECORD	STANDINGS	WIN	LOSS	SAVE	TEMP.	1ST PITCH	TIME	ATT.	HOME ATT.	R	H	E	LO	R	H	E	LO
26.	5/2	LOUISVILLE	L, 10-4	10-16	8th -8.0	A. Abbott (1-0)	M. Castillo (0-5)	-	57°	12:06 PM	2:57	2,024	31,875	4	6	0	10	10	14	2	8
27.	5/3	LOUISVILLE	L, 7-4	10-17	10th -9.0	B. Lively (4-0)	M. Martinez (1-1)	-	60°	11:07 AM	2:20	3,364	35,239	4	10	1	5	7	11	0	7
28.	5/4	LOUISVILLE	L, 12-10	10-18	10th -9.0	R. Wynne (1-1)	D. Parrish (1-1)	-	77°	6:36 PM	2:45	3,333	38,572	10	11	1	9	12	13	4	4
29.	5/5	LOUISVILLE	W, 6-2	11-18	10th -8.0	M. Mayers (2-1)	B. Williamson (1-4)	J. Kowar (1)	63°	6:36 PM	2:14	5,735	44,307	6	5	0	3	2	7	1	7
30.	5/6	LOUISVILLE	W, 11-9	12-18	8th -7.5	E. Sisk (1-2)	J. Kuhnel (0-1)	J. Cuas (1)	78°	6:37 PM	2:57	3,872	48,179	11	12	0	8	9	13	1	6
31.	5/7	LOUISVILLE	L, 4-3	12-19	9th -7.0	Z. Brown (1-1)	B. Kriske (0-1)	A. Busenitz (3)	82°	2:07 PM	2:46	2,469	50,648	3	8	0	7	4	6	0	8
32.	5/9	@ Scranton/WB	L, 14-2	12-20	9th -8.0	M. Spence (3-2)	D. Parrish (1-2)	-	68°	6:06 PM	2:20	3,053		2	4	1	2	14	18	1	7
33.	5/10	@ Scranton/WB	L, 4-3	12-21	10th -8.5	A. McGarity (3-0)	D. Coleman (0-1)	-	60°	11:05 AM	2:41	5,829		3	5	0	9	4	4	1	6
34.	5/11	@ Scranton/WB	W, 4-3 (11)	13-21	9th -8.5	A. Núñez (2-1)	D. Snelten (0-2)	-	76°	6:37 PM	3:02	3,691		4	4	0	6	3	8	2	10
35.	5/12	@ Scranton/WB	W, 3-2	14-21	9th -8.5	D. Lynch (1-0)	R. Vásquez (0-5)	N. Wittgren (4)	79°	6:35 PM	2:22	4,142		3	8	0	5	2	4	1	6
36.	5/13	@ Scranton/WB	L, 8-6	14-22	10th -9.0	A. McGarity (4-0)	B. Kriske (0-2)	-	76°	4:05 PM	2:32	5,027		6	14	0	6	8	10	0	5
37.	5/14	@ Scranton/WB	W, 6-3	15-22	9th -8.0	J. Dipoto (1-0)	D. Snelten (0-3)	N. Wittgren (5)	75°	1:06 PM	3:02	3,058		6	7	0	6	3	9	1	11
38.	5/16	TOLEDO																			
39.	5/17	TOLEDO																			
40.	5/18	TOLEDO																			
41.	5/19	TOLEDO																			
42.	5/20	TOLEDO																			
43.	5/21	TOLEDO																			
44.	5/23	@ St. Paul																			
45.	5/24	@ St. Paul																			
46.	5/25	@ St. Paul																			
47.	5/26	@ St. Paul																			
48.	5/27	@ St. Paul																			
49.	5/28	@ St. Paul																			
50.	5/30	MEMPHIS																			
51.	5/31	MEMPHIS																			
MAY Hitting Results: // MAY Pitching Results:																					
														STORM CHASERS				OPPONENT			
GM #	JUNE	OPPONENT	SCORE	RECORD	STANDINGS	WIN	LOSS	SAVE	TEMP.	1ST PITCH	TIME	ATT.	HOME ATT.	R	H	E	LO	R	H	E	LO
52.	6/1	MEMPHIS																			
53.	6/2	MEMPHIS																			
54.	6/3	MEMPHIS																			
55.	6/4	MEMPHIS																			
56.	6/6	@ Indianapolis																			
57.	6/7	@ Indianapolis																			
58.	6/8	@ Indianapolis																			
59.	6/9	@ Indianapolis																			
60.	6/10	@ Indianapolis																			
61.	6/11	@ Indianapolis																			
62.	6/13	COLUMBUS																			
63.	6/14	COLUMBUS																			
64.	6/15	COLUMBUS																			
65.	6/16	COLUMBUS																			
66.	6/17	COLUMBUS																			
67.	6/18	COLUMBUS																			
68.	6/20	@ Rochester																			
69.	6/21	@ Rochester																			
70.	6/22	@ Rochester																			
71.	6/23	@ Rochester																			
72.	6/24	@ Rochester																			
73.	6/25	@ Rochester																			
1ST HALF Hitting Results: // 1ST HALF Pitching Results:																					



[illegible]

**JUNE Hitting Results: TBD// JUNE Pitching Results: TBD**

[illegible]**JULY Hitting Results: TBD // JULY Pitching Results: TBD**[illegible]

**AUGUST Hitting Results: TBD // AUGUST Pitching Results: TBD**

[illegible]

**SEPTEMBER Hitting Results: TBD // SEPTEMBER Pitching Results: TBD**  
**2ND HALF Hitting Results: TBD // 2ND HALF Pitching Results: TBD**

**LF**

Tucker Bradley, 19 (8-11)  
Dairon Blanco, 7 (4-3)  
Brewer Hicklen, 5 (1-4)  
Nick Pratto, 3 (1-2)  
Franmil Reyes, 1 (1-0)  
Tyler Gentry, 1 (0-1)

**CF**

Dairon Blanco, 18 (9-9)  
Samad Taylor, 10 (2-8)  
Nate Eaton, 4 (2-2)  
Drew Waters, 4 (2-2)  
Brewer Hicklen, 1 (0-1)

**RF**

Tyler Gentry, 30 (12-18)  
CJ Alexander, 4 (1-3)  
Dairon Blanco, 2 (2-0)  
Nate Eaton, 1 (0-1)

**SS**

Angelo Castellano, 20 (5-15)  
Maikel Garcia, 14 (8-6)  
Clay Dungan, 3 (2-1)

**2B**

Samad Taylor, 25 (12-13)  
Nick Loftin, 7 (1-6)  
Angelo Castellano, 4 (2-2)  
Clay Dungan, 1 (0-1)

**SP**

Mike Mayers, 8 (3-5)  
Jonathan Heasley, 7 (4-3)  
Drew Parrish, 7 (3-4)  
Austin Cox, 5 (3-2)  
Max Castillo, 5 (0-5)  
Daniel Lynch, 2 (1-1)  
Daniel Mengden, 1 (1-0)  
Jackson Kowar, 1 (0-1)  
Marcelo Martinez, 1 (0-1)

**3B**

Nick Loftin, 23 (11-12)  
Maikel Garcia, 10 (2-8)  
Angelo Castellano, 2 (1-1)  
Clay Dungan, 1 (1-0)  
Nate Eaton, 1 (0-1)

**1B**

Nick Pratto, 15 (6-9)  
CJ Alexander, 14 (6-8)  
Logan Porter, 8 (3-5)

**DH**

CJ Alexander, 8 (5-3)  
Brewer Hicklen, 6 (3-3)  
Tyler Gentry, 4 (2-2)  
Logan Porter, 4 (1-3)  
Jakson Reetz, 3 (1-2)  
Franmil Reyes, 3 (1-2)  
Tucker Bradley, 2 (2-0)  
Dairon Blanco, 2 (0-2)  
Freddy Fermin, 2 (0-2)  
Nick Loftin, 2 (0-2)  
Samad Taylor, 1 (0-1)

**C**

Logan Porter, 14 (4-10)  
Freddy Fermin, 12 (6-6)  
Jakson Reetz, 11 (5-6)

1	2	3	4	5	6	7	8	9
Samad Taylor, 32 (12-20) Drew Waters, 4 (2-2) Dairon Blanco, 1 (1-0)	Maikel Garcia, 24 (10-14) Nick Loftin, 6 (3-3) Samad Taylor, 4 (2-2) Nate Eaton, 2 (0-2) CJ Alexander, 1 (0-1)	Tyler Gentry, 31 (11-20) Nick Pratto, 4 (3-1) Nick Loftin, 1 (0-1) Nate Eaton, 1 (0-1)	Nick Pratto, 14 (5-9) Logan Porter, 10 (2-8) Tyler Gentry, 4 (3-1) Franmil Reyes, 4 (2-2) CJ Alexander, 3 (2-1) Freddy Fermin, 1 (1-0) Nick Loftin, 1 (0-1)	Nick Loftin, 23 (7-16) CJ Alexander, 4 (4-0) Logan Porter, 4 (2-2) Jakson Reetz, 2 (2-0) Nate Eaton, 1 (0-1) Freddy Fermin, 1 (0-1) Brewer Hicklen, 1 (0-1) Nick Pratto, 1 (0-1)	CJ Alexander, 14 (5-9) Logan Porter, 9 (2-7) Jakson Reetz, 5 (0-5) Brewer Hicklen, 4 (3-1) Freddy Fermin, 2 (2-0) Tucker Bradley, 1 (1-0) Nate Eaton, 1 (1-0) Nick Loftin, 1 (1-0)	Dairon Blanco, 11 (5-6) Freddy Fermin, 10 (3-7) Jakson Reetz, 5 (3-2) Brewer Hicklen, 5 (0-5) CJ Alexander, 2 (1-1) Logan Porter, 2 (1-1) Tucker Bradley, 1 (1-0) Nate Eaton, 1 (1-0)	Dairon Blanco, 16 (8-8) Tucker Bradley, 10 (4-6) Brewer Hicklen, 3 (1-2) Clay Dungan, 2 (1-1) Jakson Reetz, 2 (1-1) CJ Alexander, 2 (0-2) Angelo Castellano, 2 (0-2)	Angelo Castellano, 24 (8-16) Tucker Bradley, 8 (3-5) Clay Dungan, 3 (2-1) Dairon Blanco, 2 (2-0)



PLAYER	GS	POSITION										BATTING ORDER								
		C	1B	2B	3B	SS	LF	CF	RF	OF	DH	1ST	2ND	3RD	4TH	5TH	6TH	7TH	8TH	9TH
Samad Taylor	36			25					10		10	1	32	4						
Tyler Gentry	35					1			30		31	4			31	4				
Nick Loftin	32			7	23						2			6	1	1	23	1		
Dairon Blanco	29						7	18	2		27	2	1					11	15	2
Logan Porter	26	14	8								4					11	4	9	2	
Angelo Castellano	26			4	2	20													2	24
CJ Alexander	26		14						4	4	8		1		3	4	14	2	2	
Maikel Garcia	24				10	14							24							
Tucker Bradley	21						19			19	2						1	1	11	8
Nick Pratto	18		15			3				3				4	13	1				
Freddy Fermin	14	12									2				1	1	2	10		
Jakson Reetz	14	11									3					2	5	5	2	
Brewer Hicklen	13						6	1		7	6					1	4	5	3	
Nate Eaton	6				1			4	1	5			2	1		1	1	1		
Clay Dungan	5			1	1	3													2	3
Franmil Reyes	4					1				1	3				4					
Drew Waters	4							4		4			4							

## # OF LINEUP COMBOS

37 Games

36 Unique Lineup Combinations Used

## MOST USED LINEUP (2x)

PLAYER	Pos.
1. Samad Taylor	2B
2. Maikel Garcia	SS
3. Nick Pratto	1B
4. Tyler Gentry	RF
5. Nick Loftin	3B
6. CJ Alexander	DH
7. Freddy Fermin	C
8. Dairon Blanco	CF
9. Tucker Bradley	LF

## STORM CHASERS POSITION PRODUCTION

	AVG	AB	H	TB	2B	3B	HR	RBI	BB	SO	OBP	SLG	OPS	SAC	SF	HBP	GIDP
C	.286	133	38	72	10	0	8	24	17	37	.375	.541	.916	0	0	2	3
1B	.211	142	30	67	6	2	9	19	12	44	.270	.472	.742	0	4	1	3
2B	.243	148	36	55	6	2	3	20	15	31	.313	.372	.685	0	2	1	2
3B	.267	146	39	68	8	0	7	27	15	20	.335	.466	.801	0	2	1	7
SS	.235	132	31	51	8	0	4	25	16	36	.313	.386	.699	0	2	0	0
LF	.179	117	21	33	4	1	2	12	25	33	.345	.282	.627	0	1	5	4
CF	.285	137	39	59	9	1	3	10	18	32	.381	.431	.812	1	1	4	7
RF	.222	144	32	52	9	1	3	18	18	36	.320	.361	.681	0	3	4	3
DH	.287	136	39	71	11	0	7	24	16	42	.370	.522	.892	1	0	2	2

## STORM CHASERS BATTING ORDER PRODUCTION

	AVG	AB	H	TB	2B	3B	HR	RBI	BB	SO	OBP	SLG	OPS	SAC	SF	HBP	GIDP
1st	.281	153	43	64	8	2	3	21	18	31	.354	.418	.772	0	3	1	4
2nd	.228	149	34	50	10	0	2	25	20	35	.320	.336	.656	0	2	1	3
3rd	.225	142	32	53	8	2	3	20	22	34	.343	.373	.716	0	3	5	3
4th	.220	141	31	63	6	1	8	19	17	43	.299	.447	.746	0	5	1	6
5th	.264	148	39	74	8	0	9	27	8	34	.308	.500	.808	0	1	2	7
6th	.270	141	38	82	11	0	11	21	10	39	.322	.582	.904	0	0	1	2
7th	.227	128	29	51	8	1	4	20	15	33	.327	.398	.725	1	0	4	2
8th	.270	111	30	41	8	0	1	6	29	33	.441	.369	.810	1	0	5	2
9th	.234	128	30	52	5	1	5	22	13	32	.303	.406	.709	0	1	0	2

## OUTFIELD ASSIST LOG

#	OUTFIELDER	Pos.	GAME	INNING	BASE	PITCHER	BATTER	RUNNER OUT	PLAY
1.	Tucker Bradley	LF	4/4 vs. Toledo	▲ 6	3rd	Brooks Kiske	Akil Baddoo	Akil Baddoo	Baddoo 3-RBI double, out at 3rd (7-6-5)
2.	Tyler Gentry	RF	4/14 @ Iowa	▼ 5	Home	Andrés Núñez	Matt Mervis	Christopher Morel	Mervis double, Morel out at home (9-4-2)
3.	Dairon Blanco	CF	4/19 vs. Gwinnett	▲ 3	2nd	Jonathan Heasley	Hendrik Clementina	Hendrik Clementina	Clementina RBI single, out at 2nd (8-4)
4.	Samad Taylor	CF	4/26 @ Nashville	▼ 5	2nd	Max Castillo	Andruw Monasterio	Andruw Monasterio	Monasterio single, out at 2nd (8-5-3-5)
5.	Nate Eaton	CF	4/27 @ Nashville	▼ 1	Home	Austin Cox	Keston Hiura	Andruw Monasterio	Hiura single, Monasterio out at home (8-2)
6.	Dairon Blanco	LF	4/28 @ Nashville	▼ 8	2nd	Jackson Kowar	Keston Hiura	Keston Hiura	Hiura 2-RBI single, out at 2nd (7-2-4)
7.	Brewer Hicklen	LF	5/2 vs. Louisville	▲ 5	2nd	Max Castillo	Matt McLain	Matt McLain	McLain 2-RBI single, out at 2nd (7-5-4-3-5)
8.	Dairon Blanco	CF	5/5 vs. Louisville	▲ 4	Home	Mike Mayers	Nick Martini	Will Benson	Martini flies out to CF, Benson out at home (8-2)
9.	Franmil Reyes	RF	5/6 vs. Louisville	▲ 6	2nd	Collin Snider	Matt McLain	Matt McLain	McLain RBI double, out at 2nd (7-6-4-5)
10.	Tyler Gentry	RF	5/11 @ Scranton/WB	▼ 9	Home	Nick Wittgren	Billy McKinney	Michael Hermosillo	McKinney RBI single, Hermosillo out at home (9-5-2)

## OUTFIELD ASSISTS (10)

DAIRON BLANCO (3)	LF	1
	CF	2
TUCKER BRADLEY (1)	LF	1
NATE EATON (1)	CF	1
TYLER GENTRY (2)	RF	2
BREWER HICKLEN (1)	LF	1
FRANMIL REYES (1)	LF	1
SAMAD TAYLOR (1)	CF	1

DATE	OPPONENT	RESULT	SP	C	1B	2B	3B	SS	LF	CF	RF	DH
3/31	@ Indianapolis	W, 8-6	Mike Mayers	Freddy Fermin	Nick Pratto	Samad Taylor	Nick Loftin	Maikel Garcia	Tucker Bradley	Dairon Blanco	Tyler Gentry	CJ Alexander
4/1	@ Indianapolis	W, 12-1	Austin Cox	Logan Porter	Nick Pratto	Angelo Castellano	Nick Loftin	Maikel Garcia	Dairon Blanco	Samad Taylor	Tyler Gentry	Jakson Reetz
4/2	TOLEDO	W, 8-3	Jonathan Heasley	Freddy Fermin	Nick Pratto	Samad Taylor	Nick Loftin	Maikel Garcia	Tucker Bradley	Dairon Blanco	Tyler Gentry	CJ Alexander
4/4	TOLEDO	L, 9-2	Max Castillo	Freddy Fermin	Nick Pratto	Samad Taylor	Nick Loftin	Maikel Garcia	Tucker Bradley	Dairon Blanco	Tyler Gentry	CJ Alexander
4/5	TOLEDO	L, 5-6	Mike Mayers	Jakson Reetz	Logan Porter	Angelo Castellano	Nick Loftin	Maikel Garcia	Dairon Blanco	Samad Taylor	Freddy Fermin	Logan Porter
4/6	TOLEDO	L, 2-5	Jackson Kowar	Freddy Fermin	CJ Alexander	Samad Taylor	Nick Loftin	Maikel Garcia	Tucker Bradley	Dairon Blanco	Tyler Gentry	Logan Porter
4/7	TOLEDO	W, 9-4	Jonathan Heasley	Freddy Fermin	Logan Porter	Samad Taylor	Angelo Castellano	Maikel Garcia	Tucker Bradley	Dairon Blanco	CJ Alexander	Tyler Gentry
4/8	TOLEDO	W, 13-8	Drew Parrish	Freddy Fermin	Nick Pratto	Samad Taylor	Maikel Garcia	Angelo Castellano	Tucker Bradley	Dairon Blanco	Tyler Gentry	CJ Alexander
4/9	TOLEDO	L, 6-2	Max Castillo	Logan Porter	Nick Pratto	Samad Taylor	Angelo Castellano	Maikel Garcia	Tyler Gentry	Dairon Blanco	CJ Alexander	Jakson Reetz
4/11	@ Iowa	L, 5-6	Mike Mayers	Freddy Fermin	Nick Pratto	Samad Taylor	Nick Loftin	Maikel Garcia	Tucker Bradley	Dairon Blanco	Tyler Gentry	Logan Porter
4/12	@ Iowa	W, 10-6	Austin Cox	Logan Porter	Nick Pratto	Samad Taylor	Nick Loftin	Maikel Garcia	Tucker Bradley	Dairon Blanco	Tyler Gentry	CJ Alexander
4/13	@ Iowa	W, 14-1	Jonathan Heasley	Freddy Fermin	Nick Pratto	Angelo Castellano	Nick Loftin	Maikel Garcia	Tucker Bradley	Samad Taylor	Tyler Gentry	Tyler Gentry
4/14	@ Iowa	W, 11-8	Drew Parrish	Freddy Fermin	Nick Pratto	Angelo Castellano	Nick Loftin	Maikel Garcia	Dairon Blanco	Samad Taylor	Tyler Gentry	Logan Porter
4/15	@ Iowa	Cancelled										
4/16-61	@ Iowa	Cancelled/snow										
4/16-62	@ Iowa	Cancelled/snow										
4/18	GWINNETT	L, 4-1	Mike Mayers	Freddy Fermin	Logan Porter	Nick Loftin	Maikel Garcia	Angelo Castellano	Nick Pratto	Samad Taylor	CJ Alexander	Tyler Gentry
4/19	GWINNETT	L, 6-2	Jonathan Heasley	Logan Porter	Nick Pratto	Samad Taylor	Nick Loftin	Angelo Castellano	Tucker Bradley	Dairon Blanco	Tyler Gentry	Jakson Reetz
4/20	GWINNETT	L, 4-3	Max Castillo	Freddy Fermin	Nick Pratto	Samad Taylor	Maikel Garcia	Angelo Castellano	Dairon Blanco	Samad Taylor	Tyler Gentry	Logan Porter
4/21	GWINNETT	L, 7-3	Austin Cox	Jakson Reetz	Nick Pratto	Nick Loftin	Maikel Garcia	Angelo Castellano	Tucker Bradley	Samad Taylor	Tyler Gentry	CJ Alexander
4/22	GWINNETT	L, 1-2	Drew Parrish	Logan Porter	CJ Alexander	Samad Taylor	Maikel Garcia	Angelo Castellano	Nick Pratto	Dairon Blanco	Tyler Gentry	Nick Loftin
4/23	GWINNETT	W, 5-3	Mike Mayers	Jakson Reetz	Nick Pratto	Nick Loftin	Maikel Garcia	Angelo Castellano	Tucker Bradley	Dairon Blanco	Tyler Gentry	CJ Alexander
4/25	@ Nashville	L, 8-3	Jonathan Heasley	Logan Porter	Nick Pratto	Nick Loftin	Maikel Garcia	Angelo Castellano	Tucker Bradley	Samad Taylor	Tyler Gentry	Dairon Blanco
4/26	@ Nashville	L, 5-0	Max Castillo	Logan Porter	Nick Pratto	Nick Loftin	Maikel Garcia	Angelo Castellano	Brewer Hicklen	Samad Taylor	CJ Alexander	Tyler Gentry
4/27	@ Nashville	W, 2-1	Austin Cox	Jakson Reetz	CJ Alexander	Samad Taylor	Nick Loftin	Maikel Garcia	Nick Pratto	Nate Eaton	Dairon Blanco	Tyler Gentry
4/28	@ Nashville	L, 4-3	Drew Parrish	Logan Porter	CJ Alexander	Samad Taylor	Maikel Garcia	Angelo Castellano	Dairon Blanco	Nate Eaton	Tyler Gentry	Brewer Hicklen
4/29	@ Nashville	L, 6-5 (10)	Mike Mayers	Jakson Reetz	CJ Alexander	Nick Loftin	Maikel Garcia	Angelo Castellano	Tucker Bradley	Samad Taylor	Nate Eaton	Freddy Fermin
4/30	@ Nashville	W, 10-6	Jonathan Heasley	Freddy Fermin	Logan Porter	Samad Taylor	Nick Loftin	Maikel Garcia	Tucker Bradley	Nate Eaton	Tyler Gentry	Brewer Hicklen
5/1	LOUISVILLE	L, 10-4	Max Castillo	Jakson Reetz	CJ Alexander	Samad Taylor	Nick Loftin	Maikel Garcia	Angelo Castellano	Brewer Hicklen	Tyler Gentry	Nick Loftin
5/2	LOUISVILLE	L, 7-4	Marcelo Martinez	Logan Porter	CJ Alexander	Samad Taylor	Nick Loftin	Angelo Castellano	Tucker Bradley	Nate Eaton	Tyler Gentry	Brewer Hicklen
5/3	LOUISVILLE	L, 12-10	Drew Parrish	Logan Porter	CJ Alexander	Samad Taylor	Nick Loftin	Angelo Castellano	Tucker Bradley	Brewer Hicklen	Tyler Gentry	Franni Reyes
5/4	LOUISVILLE	W, 6-2	Mike Mayers	Jakson Reetz	Logan Porter	Samad Taylor	Nick Loftin	Angelo Castellano	Brewer Hicklen	Dairon Blanco	Tyler Gentry	Franni Reyes
5/5	LOUISVILLE	W, 17-9	Daniel Mengden	Logan Porter	CJ Alexander	Samad Taylor	Nick Loftin	Angelo Castellano	Franni Reyes	Dairon Blanco	Tyler Gentry	Tucker Bradley
5/7	LOUISVILLE	L, 4-3	Daniel Lynch	Jakson Reetz	Logan Porter	Samad Taylor	Nick Loftin	Angelo Castellano	Brewer Hicklen	Dairon Blanco	Tyler Gentry	Franni Reyes
5/9	@ Scranton/WB	L, 14-2	Drew Parrish	Logan Porter	CJ Alexander	Samad Taylor	Nick Loftin	Clay Dungan	Tucker Bradley	Drew Waters	Tyler Gentry	Brewer Hicklen
5/10	@ Scranton/WB	L, 4-3	Mike Mayers	Jakson Reetz	Logan Porter	Clay Dungan	Nick Loftin	Angelo Castellano	Brewer Hicklen	Dairon Blanco	Tyler Gentry	Samad Taylor
5/11	@ Scranton/WB	W, 4-3 (11)	Jonathan Heasley	Jakson Reetz	CJ Alexander	Samad Taylor	Nick Loftin	Angelo Castellano	Tucker Bradley	Dairon Blanco	Dairon Blanco	Brewer Hicklen
5/12	@ Scranton/WB	W, 3-2	Daniel Lynch	Jakson Reetz	CJ Alexander	Samad Taylor	Clay Dungan	Angelo Castellano	Dairon Blanco	Drew Waters	Tyler Gentry	Tucker Bradley
5/13	@ Scranton/WB	L, 8-6	Austin Cox	Logan Porter	CJ Alexander	Samad Taylor	Nick Loftin	Angelo Castellano	Brewer Hicklen	Drew Waters	Tyler Gentry	Dairon Blanco
5/14	@ Scranton/WB	W, 6-3	Drew Parrish	Jakson Reetz	CJ Alexander	Samad Taylor	Nick Loftin	Clay Dungan	Tucker Bradley	Dairon Blanco	Tyler Gentry	Brewer Hicklen
5/16	TOLEDO											
5/17	TOLEDO											
5/18	TOLEDO											
5/19	TOLEDO											
5/20	TOLEDO											
5/21	TOLEDO											
5/23	@ St. Paul											
5/24	@ St. Paul											
5/25	@ St. Paul											
5/26	@ St. Paul											
5/27	@ St. Paul											
5/28	@ St. Paul											
5/30	MEMPHIS											
5/31	MEMPHIS											
6/1	MEMPHIS											
6/2	MEMPHIS											
6/3	MEMPHIS											
6/4	MEMPHIS											
6/6	@ Indianapolis											
6/7	@ Indianapolis											
6/8	@ Indianapolis											
6/9	@ Indianapolis											
6/10	@ Indianapolis											
6/11	@ Indianapolis											
6/13	COLUMBUS											
6/14	COLUMBUS											
6/15	COLUMBUS											
6/16	COLUMBUS											
6/17	COLUMBUS											
6/18	COLUMBUS											
6/20	@ Rochester											
6/21	@ Rochester											
6/22	@ Rochester											
6/23	@ Rochester											
6/24	@ Rochester											
6/25	@ Rochester											
6/26	@ Rochester											
6/28	IOWA											
6/29	IOWA											
6/30	IOWA											
7/1	IOWA											
7/2	IOWA											
7/3	IOWA											
7/4	@ Gwinnett											
7/5	@ Gwinnett											
7/6	@ Gwinnett											
7/7	@ Gwinnett											
7/8	@ Gwinnett											
7/9	@ Gwinnett											
7/14	INDIANAPOLIS											
7/15	INDIANAPOLIS											
7/16	INDIANAPOLIS											
7/18	ST. PAUL											
7/19	ST. PAUL											
7/20	ST. PAUL											
7/21	ST. PAUL											
7/22	ST. PAUL											
7/23	ST. PAUL											
7/25	@ Columbus											
7/26	@ Columbus											
7/27	@ Columbus											
7/28	@ Columbus											
7/29	@ Columbus											
7/30	@ Columbus											
8/1	@ Louisville											
8/2	@ Louisville											
8/3	@ Louisville											
8/4	@ Louisville											
8/5	@ Louisville											
8/6	@ Louisville											
8/8	IOWA											
8/9	IOWA											
8/10	IOWA											
8/11	IOWA											
8/12	IOWA											
8/13	IOWA											
8/15	@ Toledo											
8/16	@ Toledo											
8/17	@ Toledo											
8/18	@ Toledo											
8/19	@ Toledo											
8/20	@ Toledo											
8/22	ST. PAUL											
8/23	ST. PAUL											
8/24	ST. PAUL											
8/25	ST. PAUL											
8/26	ST. PAUL											
8/29	ST. PAUL											
8/29	LOUISVILLE											
8/30	LOUISVILLE											
8/31	LOUISVILLE											
9/1	LOUISVILLE											
9/2	LOUISVILLE											
9/3	LOUISVILLE											
9/5	@ Iowa											
9/6	@ Iowa											
9/7	@ Iowa											
9/8	@ Iowa											
9/9	@ Iowa											
9/10	@ Iowa											
9/12	INDIANAPOLIS											
9/13	INDIANAPOLIS											
9/14	INDIANAPOLIS											
9/15	INDIANAPOLIS											
9/16	INDIANAPOLIS											
9/17	INDIANAPOLIS											
9/19	@ Columbus											
9/20	@ Columbus											
9/21	@ Columbus											
9/22	@ Columbus											
9/23	@ Columbus											
9/24	@ Columbus											

DATE	OPPONENT	RESULT	1	2	3	4	5	6	7	8	9
3/31	@ Indianapolis	W, 8-6	Samad Taylor	Maikel Garcia	Nick Pratto	Tyler Gentry	CJ Alexander	Nick Loftin	Nick Loftin	Freddy Fermin	Tucker Bradley
4/1	@ Indianapolis	W, 12-1	Samad Taylor	Maikel Garcia	Nick Pratto	Tyler Gentry	Nick Loftin	Logan Porter	Jakson Reetz	Dairon Blanco	Angelo Castellano
4/2	TOLEDO	W, 8-3	Samad Taylor	Maikel Garcia	Nick Pratto	Tyler Gentry	Nick Loftin	CJ Alexander	Freddy Fermin	Dairon Blanco	Tucker Bradley
4/4	TOLEDO	L, 9-2	Samad Taylor	Maikel Garcia	Nick Pratto	Tyler Gentry	Nick Loftin	CJ Alexander	Freddy Fermin	Dairon Blanco	Tucker Bradley
4/5	TOLEDO	L, 7-6	Samad Taylor	Maikel Garcia	Nick Pratto	Logan Porter	Nick Loftin	Jakson Reetz	Freddy Fermin	Dairon Blanco	Angelo Castellano
4/6	TOLEDO	L, 8-5	Samad Taylor	Maikel Garcia	Tyler Gentry	Logan Porter	Nick Loftin	CJ Alexander	Freddy Fermin	Dairon Blanco	Tucker Bradley
4/7	TOLEDO	W, 9-4	Samad Taylor	Maikel Garcia	Tyler Gentry	Logan Porter	CJ Alexander	Freddy Fermin	Dairon Blanco	Tucker Bradley	Angelo Castellano
4/8	TOLEDO	W, 13-8	Samad Taylor	Maikel Garcia	Nick Pratto	Nick Pratto	CJ Alexander	Freddy Fermin	Dairon Blanco	Tucker Bradley	Angelo Castellano
4/9	TOLEDO	L, 8-2	Samad Taylor	Maikel Garcia	Tyler Gentry	CJ Alexander	Nick Pratto	Logan Porter	Dairon Blanco	Jakson Reetz	Angelo Castellano
4/11	@ Iowa	W, 9-6	Samad Taylor	Maikel Garcia	Tyler Gentry	Nick Pratto	Nick Loftin	Logan Porter	Freddy Fermin	Dairon Blanco	Tucker Bradley
4/12	@ Iowa	W, 10-6	Samad Taylor	Maikel Garcia	Tyler Gentry	Nick Pratto	Nick Loftin	CJ Alexander	Logan Porter	Dairon Blanco	Tucker Bradley
4/13	@ Iowa	W, 14-1	Samad Taylor	Maikel Garcia	Tyler Gentry	Nick Pratto	Nick Loftin	CJ Alexander	Freddy Fermin	Dairon Blanco	Angelo Castellano
4/14	@ Iowa	W, 11-8	Samad Taylor	Maikel Garcia	Tyler Gentry	Logan Porter	Nick Loftin	CJ Alexander	Freddy Fermin	Angelo Castellano	Angelo Castellano
4/15	@ Iowa	Cancelled, snow									
4/16 G1	@ Iowa	Cancelled, snow									
4/16 G2	@ Iowa	Cancelled, snow									
4/18	GWINNETT	L, 4-1	Samad Taylor	Maikel Garcia	Tyler Gentry	Nick Pratto	Nick Loftin	Logan Porter	Freddy Fermin	CJ Alexander	Angelo Castellano
4/19	GWINNETT	L, 7-3	Samad Taylor	Maikel Garcia	Tyler Gentry	Nick Pratto	Nick Loftin	Jakson Reetz	Dairon Blanco	Angelo Castellano	Tucker Bradley
4/20	GWINNETT	L, 9-3	Samad Taylor	Maikel Garcia	Tyler Gentry	Nick Pratto	Nick Loftin	Logan Porter	Freddy Fermin	Dairon Blanco	Angelo Castellano
4/21	GWINNETT	L, 7-3	Samad Taylor	Maikel Garcia	Tyler Gentry	Nick Pratto	Nick Loftin	CJ Alexander	Jakson Reetz	Tucker Bradley	Angelo Castellano
4/22	GWINNETT	L, 7-2	Samad Taylor	Maikel Garcia	Tyler Gentry	Nick Pratto	Nick Loftin	CJ Alexander	Logan Porter	Dairon Blanco	Angelo Castellano
4/23	GWINNETT	W, 5-3	Dairon Blanco	Maikel Garcia	Tyler Gentry	Nick Pratto	Nick Loftin	CJ Alexander	Jakson Reetz	Tucker Bradley	Angelo Castellano
4/25	@ Nashville	L, 8-3	Samad Taylor	Maikel Garcia	Tyler Gentry	Nick Pratto	Nick Loftin	Logan Porter	Dairon Blanco	Tucker Bradley	Angelo Castellano
4/26	@ Nashville	L, 8-0	Samad Taylor	Maikel Garcia	Tyler Gentry	Nick Pratto	Nick Loftin	Logan Porter	CJ Alexander	Jakson Reetz	Angelo Castellano
4/27	@ Nashville	W, 2-1	Samad Taylor	Maikel Garcia	Tyler Gentry	Nick Pratto	Nick Loftin	Nate Eaton	CJ Alexander	Jakson Reetz	Dairon Blanco
4/28	@ Nashville	L, 4-3	Samad Taylor	Maikel Garcia	Tyler Gentry	Logan Porter	Nate Eaton	Brewer Hicklen	Dairon Blanco	CJ Alexander	Angelo Castellano
4/29	@ Nashville	L, 6-5 (10)	Samad Taylor	Maikel Garcia	Nate Eaton	Nick Loftin	Freddy Fermin	CJ Alexander	Jakson Reetz	Tucker Bradley	Angelo Castellano
4/30	@ Nashville	W, 10-6	Samad Taylor	Maikel Garcia	Tyler Gentry	Freddy Fermin	Nick Loftin	Logan Porter	Nate Eaton	Brewer Hicklen	Dairon Blanco
5/1	LOUISVILLE	L, 10-4	Samad Taylor	Nate Eaton	Tyler Gentry	Logan Porter	Nick Loftin	Jakson Reetz	Brewer Hicklen	Dairon Blanco	Angelo Castellano
5/2	LOUISVILLE	L, 7-4	Samad Taylor	Nate Eaton	Tyler Gentry	Logan Porter	Nick Loftin	CJ Alexander	Brewer Hicklen	Tucker Bradley	Angelo Castellano
5/4	LOUISVILLE	L, 12-10	Samad Taylor	CJ Alexander	Tyler Gentry	Frankmil Reyes	Nick Loftin	Logan Porter	Brewer Hicklen	Tucker Bradley	Angelo Castellano
5/5	LOUISVILLE	W, 6-2	Samad Taylor	Nick Loftin	Tyler Gentry	Frankmil Reyes	Logan Porter	Brewer Hicklen	Jakson Reetz	Dairon Blanco	Clay Dungan
5/7	LOUISVILLE	W, 11-9	Samad Taylor	Nick Loftin	Tyler Gentry	Frankmil Reyes	CJ Alexander	Brewer Hicklen	Dairon Blanco	Tucker Bradley	Angelo Castellano
5/7	LOUISVILLE	L, 4-3	Samad Taylor	Nick Loftin	Tyler Gentry	Frankmil Reyes	Logan Porter	Jakson Reetz	Dairon Blanco	Brewer Hicklen	Angelo Castellano
5/9	@ Scranton/WB	L, 14-2	Drew Waters	Samad Taylor	Samad Taylor	Logan Porter	Tyler Gentry	CJ Alexander	Brewer Hicklen	Tucker Bradley	Clay Dungan
5/10	@ Scranton/WB	L, 4-3	Samad Taylor	Nick Loftin	Tyler Gentry	Logan Porter	Brewer Hicklen	Jakson Reetz	Dairon Blanco	Clay Dungan	Angelo Castellano
5/11	@ Scranton/WB	W, 4-3 (11)	Drew Waters	Samad Taylor	Nick Loftin	Logan Porter	CJ Alexander	Brewer Hicklen	Dairon Blanco	Tucker Bradley	Angelo Castellano
5/12	@ Scranton/WB	W, 3-2	Drew Waters	Samad Taylor	Tyler Gentry	CJ Alexander	Jakson Reetz	Tucker Bradley	Dairon Blanco	Clay Dungan	Angelo Castellano
5/13	@ Scranton/WB	L, 8-6	Drew Waters	Samad Taylor	Tyler Gentry	Logan Porter	Nick Loftin	CJ Alexander	Brewer Hicklen	Dairon Blanco	Angelo Castellano
5/14	@ Scranton/WB	W, 6-3	Samad Taylor	Nick Loftin	Tyler Gentry	CJ Alexander	Jakson Reetz	Brewer Hicklen	Tucker Bradley	Dairon Blanco	Clay Dungan
5/16	TOLEDO										
5/17	TOLEDO										
5/18	TOLEDO										
5/19	TOLEDO										
5/20	TOLEDO										
5/21	TOLEDO										
5/23	@ St. Paul										
5/24	@ St. Paul										
5/25	@ St. Paul										
5/26	@ St. Paul										
5/27	@ St. Paul										
5/28	@ St. Paul										
5/30	MEMPHIS										
5/31	MEMPHIS										
6/1	MEMPHIS										
6/2	MEMPHIS										
6/3	MEMPHIS										
6/4	MEMPHIS										
6/6	@ Indianapolis										
6/7	@ Indianapolis										
6/8	@ Indianapolis										
6/9	@ Indianapolis										
6/10	@ Indianapolis										
6/11	@ Indianapolis										
6/13	COLUMBUS										
6/14	COLUMBUS										
6/15	COLUMBUS										
6/16	COLUMBUS										
6/17	COLUMBUS										
6/18	COLUMBUS										
6/20	@ Rochester										
6/21	@ Rochester										
6/22	@ Rochester										
6/23	@ Rochester										
6/24	@ Rochester										
6/25	@ Rochester										
6/28	IOWA										
6/29	IOWA										
6/30	IOWA										
7/1	IOWA										
7/2	IOWA										
7/3	IOWA										
7/4	@ Gwinnett										
7/5	@ Gwinnett										
7/6	@ Gwinnett										
7/7	@ Gwinnett										
7/8	@ Gwinnett										
7/9	@ Gwinnett										
7/14	INDIANAPOLIS										
7/15	INDIANAPOLIS										
7/16	INDIANAPOLIS										
7/18	ST. PAUL										
7/19	ST. PAUL										
7/20	ST. PAUL										
7/21	ST. PAUL										
7/22	ST. PAUL										
7/23	ST. PAUL										
7/25	@ Columbus										
7/26	@ Columbus										
7/27	@ Columbus										
7/28	@ Columbus										
7/29	@ Columbus										
7/30	@ Columbus										
8/1	@ Louisville										
8/2	@ Louisville										
8/3	@ Louisville										
8/4	@ Louisville										
8/5	@ Louisville										
8/6	@ Louisville										
8/8	IOWA										
8/9	IOWA										
8/10	IOWA										
8/11	IOWA										
8/12	IOWA										
8/13	IOWA										
8/15	@ Toledo										
8/16	@ Toledo										
8/17	@ Toledo										
8/18	@ Toledo										
8/19	@ Toledo										
8/20	@ Toledo										
8/22	ST. PAUL										
8/23	ST. PAUL										
8/24	ST. PAUL										
8/25	ST. PAUL										
8/26	ST. PAUL										
8/29	ST. PAUL										
8/29	LOUISVILLE										
8/30	LOUISVILLE										
8/31	LOUISVILLE										
9/1	LOUISVILLE										
9/2	LOUISVILLE										
9/3	LOUISVILLE										
9/5	@ Iowa										
9/6	@ Iowa										
9/7	@ Iowa										
9/8	@ Iowa										
9/9	@ Iowa										
9/10	@ Iowa										
9/12	INDIANAPOLIS										
9/13	INDIANAPOLIS										
9/14	INDIANAPOLIS										
9/15	INDIANAPOLIS										
9/16	INDIANAPOLIS										
9/17	INDIANAPOLIS										
9/19	@ Columbus										
9/20	@ Columbus										
9/21	@ Columbus										
9/22	@ Columbus										
9/23	@ Columbus										
9/24	@ Columbus										



DATE	OPPONENT	RESULT	IP	H	R	ER	BB	SO	2B	3B	HR	TB	AVG	WHIP	WP	BK	HB	GIDP	IBB	TBF	SV	SVO	ERA (SEASON)
3/31	@ Indianapolis	W, 8-6	9.0	11	6	6	2	7	4	0	1	18	(.297)	(1.44)	0	1	1	1	0	40	1	1	6.00
4/1	@ Indianapolis	W, 12-1	9.0	5	1	1	2	8	1	0	0	6	(.185)	(0.78)	0	0	2	5	0	31	0	0	3.50
4/2	@ Indianapolis	W, 8-3	9.0	11	3	3	5	10	1	1	1	17	(.314)	(1.78)	0	0	0	3	0	40	0	0	3.33
4/4	TOLEDO	L, 9-2	9.0	12	9	9	4	8	6	0	3	27	(.324)	(1.78)	0	0	0	1	0	41	0	0	4.75
4/5	TOLEDO	L, 7-6	9.0	12	7	6	5	10	3	0	1	18	(.316)	(1.89)	1	0	0	2	0	43	0	1	5.00
4/6	TOLEDO	L, 8-5	9.0	10	8	8	8	12	3	0	3	22	(.286)	(2.00)	0	0	0	1	0	44	0	0	5.50
4/7	TOLEDO	W, 9-4	9.0	9	4	4	5	8	0	2	1	16	(.250)	(1.56)	1	0	1	0	0	42	0	0	5.29
4/8	TOLEDO	W, 13-8	9.0	13	8	7	4	8	2	0	0	15	(.317)	(1.89)	0	1	2	1	0	47	0	0	5.50
4/9	TOLEDO	L, 8-2	9.0	13	8	6	4	10	2	0	3	24	(.317)	(1.89)	0	0	1	1	0	46	0	0	5.56
4/11	@ Iowa	L, 9-6	8.0	7	9	9	7	10	3	0	2	16	(.226)	(1.75)	0	0	1	0	0	39	0	0	5.97
4/12	@ Iowa	W, 10-6	9.0	8	6	6	2	10	2	1	2	18	(.250)	(1.11)	0	0	1	1	0	37	0	0	5.97
4/13	@ Iowa	L, 14-1	8.0	15	14	12	4	8	7	0	2	28	(.375)	(2.38)	0	0	2	0	0	46	0	0	6.54
4/14	@ Iowa	W, 11-8	9.0	11	8	7	4	14	2	0	2	19	(.297)	(1.67)	1	0	2	0	1	45	1	1	6.57
4/15	@ Iowa	PPD/Rain																					
4/16 G1	@ Iowa	Cancelled/Snow																					
4/16 G2	@ Iowa	Cancelled/Snow																					
4/18	GWINNETT	L, 4-1	9.0	6	4	4	6	3	0	1	0	8	(.207)	(1.33)	2	0	0	0	0	39	0	0	6.39
4/19	GWINNETT	L, 6-2	9.0	10	6	6	1	9	3	0	2	19	(.286)	(1.22)	0	0	0	1	0	36	0	0	6.36
4/20	GWINNETT	L, 9-3	9.0	10	9	6	5	7	1	1	1	16	(.286)	(1.67)	2	0	0	1	0	41	0	0	6.34
4/21	GWINNETT	L, 7-3	9.0	11	7	4	4	8	4	0	1	18	(.297)	(1.67)	4	1	0	2	0	42	0	0	6.20
4/22	GWINNETT	L, 5-2	9.0	10	5	4	5	5	1	0	1	14	(.294)	(1.67)	0	0	2	1	0	42	0	0	6.08
4/23	GWINNETT	W, 5-3	9.0	8	3	3	3	7	2	0	0	10	(.229)	(1.22)	2	0	0	1	0	39	1	1	5.91
4/25	@ Nashville	L, 8-3	8.0	11	8	8	3	5	2	1	2	21	(.333)	(1.75)	0	0	0	0	0	38	0	0	6.05
4/26	@ Nashville	L, 5-0	8.0	11	5	5	3	5	3	0	1	17	(.333)	(1.75)	0	0	0	0	0	37	0	0	6.03
4/27	@ Nashville	W, 2-1	9.0	6	1	1	5	10	1	0	0	7	(.200)	(1.22)	0	0	1	1	0	36	1	1	5.80
4/28	@ Nashville	L, 4-3	8.2	7	4	3	4	7	1	0	0	8	(.233)	(1.27)	0	0	0	3	0	34	0	1	5.68
4/29	@ Nashville	L, 6-5 (10)	9.1	13	6	5	6	7	2	0	1	18	(.325)	(2.04)	0	0	1	0	0	48	0	1	5.65
4/30	@ Nashville	W, 10-6	9.0	9	6	6	5	9	1	0	1	13	(.257)	(1.56)	3	0	1	0	0	42	0	1	5.66
5/2	LOUISVILLE	L, 10-4	9.0	14	10	10	5	8	1	0	1	18	(.368)	(2.11)	3	0	0	0	0	45	0	0	5.83
5/3	LOUISVILLE	L, 7-4	9.0	11	7	6	4	10	0	0	3	20	(.306)	(1.67)	0	0	1	1	0	41	0	0	5.84
5/4	LOUISVILLE	L, 12-10	9.0	13	12	10	4	8	1	1	6	34	(.333)	(1.89)	0	0	0	1	0	43	0	0	5.99
5/5	LOUISVILLE	W, 6-2	9.0	7	2	2	3	8	1	0	1	11	(.219)	(1.11)	0	0	0	0	0	36	1	1	5.85
5/6	LOUISVILLE	W, 11-9	9.0	13	9	9	3	9	4	0	2	23	(.342)	(1.78)	0	0	1	0	0	42	1	1	5.95
5/7	LOUISVILLE	L, 4-3	9.0	6	4	4	7	10	2	0	1	11	(.188)	(1.44)	1	1	0	0	0	39	0	1	5.89
5/9	@ Scranton/WB	L, 14-2	8.0	18	14	13	5	6	4	0	4	34	(.486)	(2.88)	1	0	2	4	0	45	0	0	6.14
5/10	@ Scranton/WB	L, 4-3	8.0	4	4	4	8	9	1	0	1	8	(.160)	(1.50)	0	0	1	2	0	34	0	0	6.09
5/11	@ Scranton/WB	W, 4-3 (11)	11.0	8	3	3	6	15	3	0	0	11	(.216)	(1.27)	1	0	1	1	2	44	0	1	5.96
5/12	@ Scranton/WB	W, 3-2	9.0	4	2	2	5	8	0	0	1	7	(.133)	(1.00)	0	0	0	0	0	35	1	1	5.85
5/13	@ Scranton/WB	L, 8-6	8.1	10	8	8	7	7	1	0	2	17	(.333)	(2.04)	1	0	1	2	0	38	0	1	5.92
5/14	@ Scranton/WB	W, 6-3	9.0	9	3	3	5	13	1	0	2	16	(.250)	(1.56)	0	0	0	0	0	41	1	2	5.84
5/16	TOLEDO																						
5/17	TOLEDO																						
5/18	TOLEDO																						
5/19	TOLEDO																						
5/20	TOLEDO																						
5/21	TOLEDO																						
5/23	@ St. Paul																						
5/24	@ St. Paul																						
5/25	@ St. Paul																						
5/26	@ St. Paul																						
5/27	@ St. Paul																						
5/28	@ St. Paul																						
5/30	MEMPHIS																						
5/31	MEMPHIS																						
6/1	MEMPHIS																						
6/2	MEMPHIS																						
6/3	MEMPHIS																						
6/4	MEMPHIS																						
6/6	@ Indianapolis																						
6/7	@ Indianapolis																						
6/8	@ Indianapolis																						
6/9	@ Indianapolis																						
6/10	@ Indianapolis																						
6/11	@ Indianapolis																						
6/13	COLUMBUS																						
6/14	COLUMBUS																						
6/15	COLUMBUS																						
6/16	COLUMBUS																						
6/17	COLUMBUS																						
6/18	COLUMBUS																						
6/20	@ Rochester																						
6/21	@ Rochester																						
6/22	@ Rochester																						
6/23	@ Rochester																						
6/24	@ Rochester																						
6/25	@ Rochester																						

DATE	OPPONENT	RESULT	AB	R	H	TB	2B	3B	HR	XBH	RBI	BB	IBB	SO	SB	CS	HBP	SAC	SF	GIDP	LOB	AVG (SEASON)
3/31	@ Indianapolis	W, 8-6	40	8	12	16	2	1	0	3	8	9	0	12	5	0	0	0	0	0	14	.300
4/1	@ Indianapolis	W, 12-1	42	12	16	24	2	0	2	4	12	6	0	10	3	0	0	0	2	0	11	.341
4/2	@ Indianapolis	W, 8-3	39	8	12	22	1	0	3	4	8	4	0	5	2	0	1	0	0	0	9	.331
4/4	TOLEDO	L, 9-2	29	2	6	12	1	1	1	3	2	6	0	7	2	0	0	0	0	4	6	.307
4/5	TOLEDO	L, 7-6	34	6	8	18	1	0	3	4	6	4	0	10	1	1	1	0	0	1	6	.293
4/6	TOLEDO	L, 8-5	32	5	7	15	0	1	2	3	3	3	0	12	2	1	0	0	1	1	4	.282
4/7	TOLEDO	W, 9-4	34	9	12	18	3	0	1	4	8	4	0	11	0	0	0	0	1	1	6	.292
4/8	TOLEDO	W, 13-8	36	13	12	26	2	0	4	6	13	5	0	9	0	0	0	0	0	0	4	.297
4/9	TOLEDO	L, 8-2	33	2	6	11	2	0	1	3	2	6	0	12	0	0	2	0	0	0	12	.285
4/11	@ Iowa	L, 9-6	38	6	10	20	4	0	2	6	6	1	0	6	0	0	0	0	0	0	6	.283
4/12	@ Iowa	W, 10-6	38	10	12	29	5	0	4	9	10	3	0	9	1	1	1	0	0	0	5	.286
4/13	@ Iowa	L, 14-1	31	1	6	12	3	0	1	4	1	1	0	4	0	0	0	0	0	1	4	.279
4/14	@ Iowa	W, 11-8	38	11	11	14	3	0	0	3	10	7	0	7	5	1	2	0	1	0	10	.280
4/15	@ Iowa	PPD/Rain																				
4/16 G1	@ Iowa	Cancelled/Snow																				
4/16 G2	@ Iowa	Cancelled/Snow																				
4/18	GWINNETT	L, 4-1	31	1	7	10	3	0	0	3	1	3	0	10	0	1	1	0	1	1	8	.277
4/19	GWINNETT	L, 6-2	31	2	6	14	2	0	2	4	2	3	0	7	2	0	0	0	0	1	5	.272
4/20	GWINNETT	L, 9-3	27	3	3	4	1	0	0	1	3	11	0	10	2	0	0	0	2	1	10	.264
4/21	GWINNETT	L, 7-3	35	3	9	13	1	0	1	2	3	4	0	8	1	0	0	0	0	1	9	.264
4/22	GWINNETT	L, 5-2	27	2	4	8	1	0	1	2	2	4	0	8	0	1	0	0	0	3	2	.259
4/23	GWINNETT	W, 5-3	31	5	12	15	3	0	0	3	5	4	0	7	6	1	0	0	0	0	6	.265
4/25	@ Nashville	L, 8-3	29	3	5	6	1	0	0	1	3	3	0	12	0	0	1	0	0	2	3	.261
4/26	@ Nashville	L, 5-0	30	0	4	5	1	0	0	1	0	2	0	7	3	0	0	0	0	2	5	.255
4/27	@ Nashville	W, 2-1	33	2	8	13	2	0	1	3	2	2	0	11	2	0	1	0	0	1	7	.255
4/28	@ Nashville	L, 4-3	30	3	5	5	0	0	0	0	2	3	0	9	3	1	0	0	0	1	3	.251
4/29	@ Nashville	L, 6-5 (10)	37	5	8	15	4	0	1	5	4	3	0	6	0	0	0	0	0	2	6	.250
4/30	@ Nashville	W, 10-6	34	10	11	23	3	0	3	6	10	7	0	7	3	0	1	1	3	1	9	.253
5/2	LOUISVILLE	L, 10-4	33	4	6	9	1	1	0	2	4	7	0	10	0	1	1	0	0	1	10	.250
5/3	LOUISVILLE	L, 7-4	34	4	10	13	3	0	0	3	4	2	0	6	0	0	0	0	0	3	5	.252
5/4	LOUISVILLE	L, 12-10	40	10	11	17	3	0	1	4	8	4	0	6	6	0	1	0	1	0	9	.253
5/5	LOUISVILLE	W, 6-2	30	6	5	12	1	0	2	3	6	3	0	10	3	0	0	0	0	0	3	.250
5/6	LOUISVILLE	W, 11-9	31	11	12	16	1	0	1	2	10	6	0	6	2	1	4	1	1	0	8	.254
5/7	LOUISVILLE	L, 4-3	35	3	8	17	1	1	2	4	3	2	0	10	2	0	0	0	0	0	7	.253
5/9	@ Scranton/WB	L, 14-2	31	2	4	8	1	0	1	2	1	0	0	5	0	0	0	0	0	1	2	.250
5/10	@ Scranton/WB	L, 4-3	30	3	5	11	1	1	1	3	3	7	0	8	3	1	1	0	1	0	9	.248
5/11	@ Scranton/WB	W, 4-3 (11)	36	4	4	8	1	0	1	2	2	4	0	9	3	0	1	0	0	2	6	.243
5/12	@ Scranton/WB	W, 3-2	32	3	8	10	2	0	0	2	3	2	0	7	1	1	0	0	1	0	5	.243
5/13	@ Scranton/WB	L, 8-6	37	6	14	21	4	0	1	5	6	1	0	8	3	1	1	0	0	0	6	.248
5/14	@ Scranton/WB	W, 6-3	33	6	7	20	2	1	3	6	5	6	0	13	2	1	0	0	0	0	6	.247
5/16	TOLEDO																					
5/17	TOLEDO																					
5/18	TOLEDO																					
5/19	TOLEDO																					
5/20	TOLEDO																					
5/21	TOLEDO																					
5/23	@ St. Paul																					
5/24	@ St. Paul																					
5/25	@ St. Paul																					
5/26	@ St. Paul																					
5/27	@ St. Paul																					
5/28	@ St. Paul																					
5/30	MEMPHIS																					
5/31	MEMPHIS																					
6/1	MEMPHIS																					
6/2	MEMPHIS																					
6/3	MEMPHIS																					
6/4	MEMPHIS																					
6/6	@ Indianapolis																					
6/7	@ Indianapolis																					
6/8	@ Indianapolis																					
6/9	@ Indianapolis																					
6/10	@ Indianapolis																					
6/11	@ Indianapolis																					
6/13	COLUMBUS																					
6/14	COLUMBUS																					
6/15	COLUMBUS																					
6/16	COLUMBUS																					
6/17	COLUMBUS																					
6/18	COLUMBUS																					
6/20	@ Rochester																					
6/21	@ Rochester																					
6/22	@ Rochester																					
6/23	@ Rochester																					
6/24	@ Rochester																					
6/25	@ Rochester																					

## HITTING

SERIES	OPPONENT	DATES	AVG	G	AB	R	H	TB	2B	3B	HR	RBI	BB	IBB	SO	SB	CS	OBP	SLG	OPS	PA	SAC	SF	HBP	GIDP
SERIES 1	@ Indianapolis	3/31 - 4/2	.331	3	121	28	40	62	5	1	5	28	19	0	27	10	0	.420	.512	.932	143	0	2	1	0
SERIES 2	TOLEDO	4/4 - 4/9	.258	6	198	37	51	100	9	2	12	34	28	0	61	5	2	.355	.505	.860	231	0	2	3	7
SERIES 3	@ Iowa	4/11 - 4/16	.269	4	145	28	39	75	15	0	7	27	12	0	26	6	2	.335	.517	.852	161	0	1	3	1
SERIES 4	GWINNETT	4/18 - 4/23	.225	6	182	16	41	64	11	0	4	16	29	0	50	11	3	.330	.352	.682	215	0	3	1	7
SERIES 5	@ Nashville	4/25 - 4/30	.212	6	193	23	41	67	11	0	5	21	20	0	52	11	1	.292	.347	.639	220	1	3	3	9
SERIES 6	LOUISVILLE	5/2 - 5/7	.256	6	203	38	52	84	10	2	6	35	24	0	48	13	2	.349	.414	.763	236	1	2	6	4
SERIES 7	@ Scranton/WB	5/9 - 5/14	.211	6	199	24	42	78	11	2	7	20	20	0	50	12	4	.290	.392	.682	224	0	2	3	3
SERIES 8	TOLEDO	5/16 - 5/21																							
SERIES 9	@ St. Paul	5/23 - 5/28																							
SERIES 10	MEMPHIS	5/30 - 6/4																							
SERIES 11	@ Indianapolis	6/6 - 6/11																							
SERIES 12	COLUMBUS	6/13 - 6/18																							
SERIES 13	@ Rochester	6/20 - 6/25																							
SERIES 14	IOWA	6/28 - 7/3																							
SERIES 15	@ Gwinnett	7/4 - 7/9																							
SERIES 16	INDIANAPOLIS	7/14 - 7/16																							
SERIES 17	ST. PAUL	7/18 - 7/23																							
SERIES 18	@ Columbus	7/25 - 7/30																							
SERIES 19	@ Louisville	8/1 - 8/6																							
SERIES 20	IOWA	8/8 - 8/13																							
SERIES 21	@ Toledo	8/15 - 8/20																							
SERIES 22	ST. PAUL	8/22 - 8/27																							
SERIES 23	LOUISVILLE	8/29 - 9/3																							
SERIES 24	@ Iowa	9/5 - 9/10																							
SERIES 25	INDIANAPOLIS	9/12 - 9/17																							
SERIES 26	@ Columbus	9/19 - 9/24																							

## PITCHING

SERIES	OPPONENT	DATES	W	L	ERA	G	GS	CG	SHO	GF	HLD	SV	SVO	IP	H	R	ER	HR	HB	BB	IBB	SO	AVG	WP	BK	GIDP
SERIES 1	@ Indianapolis	3/31 - 4/2	3	0	3.33	3	3	0	0	3	0	1	1	27.0	27	10	10	2	3	9	0	25	.273	0	1	9
SERIES 2	TOLEDO	4/4 - 4/9	2	4	6.67	6	6	0	0	6	0	0	1	54.0	69	44	40	11	4	30	0	56	.303	2	1	6
SERIES 3	@ Iowa	4/11 - 4/16	2	2	9.00	4	4	0	0	4	2	1	1	34.0	41	37	34	8	6	17	1	42	.289	1	0	1
SERIES 4	GWINNETT	4/18 - 4/23	1	5	4.50	6	6	0	0	6	3	1	1	54.0	55	34	27	5	2	24	0	39	.268	10	1	6
SERIES 5	@ Nashville	4/25 - 4/30	2	4	4.85	6	6	0	0	6	6	1	4	52.0	57	30	28	5	3	26	0	43	.284	3	0	4
SERIES 6	LOUISVILLE	5/2 - 5/7	2	4	6.83	6	6	0	0	6	3	2	3	54.0	64	44	41	14	2	26	0	53	.298	4	1	2
SERIES 7	@ Scranton/WB	5/9 - 5/14	3	3	5.57	6	6	0	0	6	7	2	5	53.1	53	34	33	10	5	36	2	58	.272	3	0	9
SERIES 8	TOLEDO	5/16 - 5/21																								
SERIES 9	@ St. Paul	5/23 - 5/28																								
SERIES 10	MEMPHIS	5/30 - 6/4																								
SERIES 11	@ Indianapolis	6/6 - 6/11																								
SERIES 12	COLUMBUS	6/13 - 6/18																								
SERIES 13	@ Rochester	6/20 - 6/25																								
SERIES 14	IOWA	6/28 - 7/3																								
SERIES 15	@ Gwinnett	7/4 - 7/9																								
SERIES 16	INDIANAPOLIS	7/14 - 7/16																								
SERIES 17	ST. PAUL	7/18 - 7/23																								
SERIES 18	@ Columbus	7/25 - 7/30																								
SERIES 19	@ Louisville	8/1 - 8/6																								
SERIES 20	IOWA	8/8 - 8/13																								
SERIES 21	@ Toledo	8/15 - 8/20																								
SERIES 22	ST. PAUL	8/22 - 8/27																								
SERIES 23	LOUISVILLE	8/29 - 9/3																								
SERIES 24	@ Iowa	9/5 - 9/10																								
Series 25	INDIANAPOLIS	9/12 - 9/17																								
Series 26	@ Columbus	9/19 - 9/24																								

 SERIES WINS: 1 (On Road)

 SERIES LOSSES: 4 (3 at Home, 1 on Road)

 SERIES SPLITS: 2 (2 on Road)



## THE LAST TIME OMAHA...

THREW A PERFECT GAME	
THREW A 9-INNING NO-HITTER	6/20/1988 vs. Columbus (Luis Aquino, 2-0 win)
THREW A 7-INNING NO-HITTER	7/13/1990 @ Iowa [G1] (Gene Walter, 3-0 win)
THREW A COMBINED NO-HITTER	4/17/1997 vs. Oklahoma City (Jim Converse and Allen McMill, 2-0 win)
THREW A COMBINED 1-HITTER (9 INNINGS)	8/26/2019 vs. Nashville (5-0 Win) Pitchers: Arnaldo Hernandez (8.0 IP), Gabe Speier (1.0 IP)
THREW A COMBINED 1-HITTER (7 INNINGS)	
THREW A COMBINED 2-HITTER (9 INNINGS)	6/12/2022 vs. Lehigh Valley (10-0 Win) Pitchers: Zack Greinke (5.0 IP), Andrés Núñez (1.0 IP), Marcelo Martínez (2.0 IP) & Brad Peacock (1.0 IP)
THREW A COMBINED 2-HITTER (7 INNINGS)	
GOT NO-HIT (9 INNINGS)	June 7, 2017 vs. Nashville (4-0 Loss)
GOT NO-HIT (LESS THAN 9 INNINGS)	6/29/2008 vs. Oklahoma [G1] (Dustin Nippert, 2-0 loss)
GOT 1-HIT	8/15/2021 vs. Iowa (10-0 Loss)
GOT 2-HIT	8/17/2022 @ Louisville (4-3 Loss)
THREW A COMBINED 9-INNING SHUTOUT	8/12/2022 @ Toledo (5-0 Win) Pitchers: Drew Parrish (6.0 IP), Collin Snider (2.0 IP), Sam Freeman (1.0 IP)
THREW SHUTOUTS IN 3 STRAIGHT GAMES	8/7/2018 vs. Salt Lake and 8/9 and 8/10/2018 @ Round Rock (5-0, 9-0, 2-0)
THREW BACK-TO-BACK SHUTOUTS	8/9 and 8/10/2018 @ Round Rock (9-0 Win & 2-0 Win)
GOT SHUT OUT (9 INNINGS)	4/26/2023 @ Nashville (5-0 Loss)
GOT SHUT OUT IN BACK-TO-BACK GAMES	7/23 and 7/24/2022 vs. Iowa (10-0 Loss, 7-0 Loss)
GOT SHUT OUT IN 3 STRAIGHT GAMES	N/A (Since 2005)
GOT SHUT OUT (LESS THAN 9 INNINGS)	5/28, 2022 @ Louisville [G2] (3-0 Loss)
WON 10 GAMES IN A ROW	June 5 to June 16, 2012
WON 9 GAMES IN A ROW	May 22 to June 1, 2021
WON 8 GAMES IN A ROW	May 23 to May 30, 2011
WON 7 GAMES IN A ROW	July 21 to July 26, 2015
WON 6 GAMES IN A ROW	August 25 to August 31, 2021
LOST 10 GAMES IN A ROW	August 6 to August 16, 2006
LOST 8 GAMES IN A ROW	June 6 to June 14, 2016
LOST 7 GAMES IN A ROW	April 20 to April 28, 2019
LOST 6 GAMES IN A ROW	May 4 to May 9, 2018
STRUCK OUT 19+ OPPOSING HITTERS	5/6/2021 vs. St. Paul (19)
STRUCK OUT 17+ OPPOSING HITTERS	5/6/2021 vs. St. Paul (19)
STRUCK OUT 15+ OPPOSING HITTERS	5/11/2023 @ Scranton/Wilkes-Barre (15)
STRUCK OUT 10+ OPPOSING HITTERS	5/14/2023 @ Scranton/Wilkes-Barre (13)
SCORED 20+ RUNS IN ONE GAME	7/4/2022 vs. Toledo (20)
SCORED 15+ RUNS IN ONE GAME	7/4/2022 vs. Toledo (20)
SCORED 10+ RUNS IN ONE GAME	5/4/2023 vs. Louisville (10)
ALLOWED 20+ RUNS IN ONE GAME	9/11/2021 @ St. Paul (21)
ALLOWED 15+ RUNS IN ONE GAME	9/11/2022 vs. Indianapolis (19)
ALLOWED 10+ RUNS IN ONE GAME	5/9/2023 @ Scranton/Wilkes-Barre (14)
HAD 27+ HITS IN ONE GAME	7/4/2022 vs. Toledo (27)
HAD 25+ HITS IN ONE GAME	7/4/2022 vs. Toledo (27)
HAD 20+ HITS IN ONE GAME	7/4/2022 vs. Toledo (27)
HAD 15+ HITS IN ONE GAME	4/1/2023 vs. Indianapolis (16)
HAD 10+ HITS IN ONE GAME	5/13/2023 @ Scranton/Wilkes-Barre (14)
ALLOWED 22+ HITS IN ONE GAME	8/2/2019 @ Reno (23)
ALLOWED 20+ HITS IN ONE GAME	8/2/2019 @ Reno (23)
ALLOWED 15+ HITS IN ONE GAME	5/9/2023 @ Scranton/Wilkes-Barre (18)
ALLOWED 10+ HITS IN ONE GAME	5/13/2023 @ Scranton/Wilkes-Barre (10)
WALKED 14+ TIMES IN ONE GAME	4/14/2022 vs. Louisville (14)
WALKED 10+ TIMES IN ONE GAME	4/20/2023 vs. Gwinnett (11)
WALKED 8+ TIMES IN ONE GAME	4/20/2023 vs. Gwinnett (11)
ALLOWED 13+ WALKS IN ONE GAME	5/8/2007 vs. Sacramento (21)
ALLOWED 10+ WALKS IN ONE GAME	9/21/2022 vs. Iowa (11)
ALLOWED 8+ WALKS IN ONE GAME	5/10/2023 @ Scranton/Wilkes-Barre (8)
HIT 9+ HOME RUNS IN A GAME	7/3/2022 vs. Toledo (9)
HIT 7+ HOME RUNS IN A GAME	7/3/2022 vs. Toledo (9)
HIT 5+ HOME RUNS IN A GAME	7/3/2022 vs. Toledo (9)
HIT 3+ HOME RUNS IN A GAME	5/14/2023 @ Scranton/Wilkes-Barre (3)
ALLOWED 7+ HOME RUNS IN A GAME	9/5/2021 vs. Toledo (7)
ALLOWED 5+ HOME RUNS IN A GAME	5/4/2023 vs. Louisville (6)
ALLOWED 3+ HOME RUNS IN A GAME	5/9/2023 @ Scranton/Wilkes-Barre (4)
HAD 2 PLAYERS HIT 2 HOME RUNS IN A GAME	Nate Eaton & Roman Quinn, 7/4/2022 vs. Toledo (20-6 win)
HIT BACK-TO-BACK HOME RUNS	4/5/2023 vs. Toledo, 6th Inning (7-6 loss) Tyler Gentry (3-run) & Logan Porter (solo)
HIT 3 STRAIGHT HOME RUNS	5/21/2021 @ Iowa, 9th Inning (9-8 loss) Anderson Miller (2-run), Sebastian Rivero (solo), Gabriel Cancel (solo)
SCORED 10+ RUNS IN AN INNING	12 Runs, 2nd Inning – 4/8/2019 @ Memphis (14-3 win)
SCORED 7+ RUNS IN AN INNING	7 Runs, 8th Inning – 4/2/2023 @ Indianapolis (8-3 win)
SCORED 5+ RUNS IN AN INNING	5 Runs, 5th Inning – 5/6/2023 vs. Louisville (11-9 win)
SCORED 5+ RUNS IN AN EXTRA INNING	6 Runs, 11th Inning – 8/3/2021 @ Columbus (11-7 win)
ALLOWED 10+ RUNS IN AN INNING	10 Runs, 6th Inning – 7/16/2012 vs. Oklahoma City (16-6 loss)
ALLOWED 7+ RUNS IN AN INNING	8 Runs, 4th Inning – 9/11/2022 vs. Indianapolis (10-9 loss)
ALLOWED 5+ RUNS IN AN INNING	5 Runs, 9th Inning – 5/13/2023 @ Scranton/Wilkes-Barre (8-9 loss)
ALLOWED 5+ RUNS IN AN EXTRA INNING	6 Runs, 12th Inning – 7/7/2017 vs. Colorado Springs (8-4 loss)
WON A GAME BY 15+ RUNS	14 Runs – 7/4/2023 vs. Toledo (20-6 win)
WON A GAME BY 10+ RUNS	11 Runs – 4/1/2023 vs. Indianapolis (12-1 win)
LOST A GAME BY 15+ RUNS	16 Runs – 9/11/2022 vs. Indianapolis, (19-3 loss)
LOST A GAME BY 10+ RUNS	12 Runs – 5/9/2023 @ Scranton/Wilkes-Barre (14-2 loss)
SCORED 12+ RUNS IN CONSECUTIVE GAMES	9/25/2021 and 9/26/2021 vs. Indianapolis (12-3 Win & 17-12 loss)
SCORED 10+ RUNS IN CONSECUTIVE GAMES	6/26/2022 vs. Columbus & 6/28/2022 @ St. Paul (17-4 Win, 11-2 win)
SCORED JUST ONE RUN WITHOUT AN RBI	5/4/2019 vs. Iowa (6-3 loss)
SCORED MULTIPLE RUNS WITHOUT AN RBI	4/30/2018 @ Iowa (10-3 loss)
SCORED MORE RUNS THAT RECORDED HITS	4/8/2023 vs. Toledo (13-8 win, 13 R on 12 H)
TURNED 6 DOUBLE PLAYS IN ONE GAME	8/25/08 vs. New Orleans
TURNED 5 DOUBLE PLAYS IN ONE GAME	4/1/2023 @ Indianapolis
TURNED 4 DOUBLE PLAYS IN ONE GAME	5/9/2023 @ Scranton/Wilkes-Barre
TURNED 3+ DOUBLE PLAYS IN ONE GAME	4/28/2023 @ Nashville (3)
TURNED A TRIPLE PLAY	5/13/1992 @ Denver, 1st Inning (3-2 win) 5-4-3 (Fielders: Sean Berry to Stu Cole to Jeff Conine   Batter: Jim Tatum)
HIT INTO A TRIPLE PLAY	4/17/2015 vs. New Orleans, Cheslor Cuthbert, 1st Inning (5-3 loss) 5-3-4-6-5-3 (Fielders: Derek Dietrich to Justin Bour to Scott Sizemore to Miguel Rojas to Dietrich to Bour)
COMMITTED 6 ERRORS	5/10/2012 @ Sacramento
COMMITTED 5 ERRORS	4/16/2006 @ Memphis
COMMITTED 4 ERRORS	6/29/2023 @ St. Paul
COMMITTED 3+ ERRORS	4/23/2023 vs. Gwinnett (3)
EVERY STORM CHASER IN THE STARTING LINEUP HAD A HIT	4/23/2023 vs. Gwinnett
EVERY STORM CHASER IN THE STARTING LINEUP SCORED A RUN	4/1/2023 vs. Indianapolis
EVERY STORM CHASER IN THE STARTING LINEUP HAD A HIT AND SCORED A RUN	
LINEUP BATTED AROUND TWICE IN ONE GAME	
WON ON THE LAST AT-BAT OF THE GAME (WALK-OFF WIN)	9/22/2022 vs. Iowa (5-4 Win, 13 innings)
LOST ON THE LAST AT-BAT OF THE GAME (WALK-OFF LOSS)	5/10/2023 @ Scranton/Wilkes-Barre (4-3 Loss, 9 innings)
PLAYED BACK-TO-BACK EXTRA-INNING GAMES	7/2 and 7/3/2019 @ Round Rock (7-6 Loss & 9-8 Loss, both 10 innings)
WON BOTH GAMES OF A DOUBLEHEADER	8/22/2022 vs. Scranton/Wilkes-Barre (9-4 Win & 12-10 Win)
PITCHED SHUTOUTS IN BOTH GAMES OF A DOUBLEHEADER	N/A (Since 2005)
LOST BOTH GAMES OF A DOUBLEHEADER	8/29/2018 vs. Colorado Springs (3-2 Loss & 7-0 Loss)
SHUT OUT IN BOTH GAMES OF A DOUBLEHEADER	6/2/2013 vs. Memphis (7-0 Loss, 5-0 Loss)
OPPOSING HITTER HAD A 3-HOMER GAME	Christian Encarnacion-Strand, 5/4/2023 vs. Louisville
OPPOSING HITTER HIT FOR THE A CYCLE	Matt McClain, 5/4/2023 vs. Louisville

## THE LAST TIME AN OMAHA HITTER...

HAD 6 HITS IN ONE GAME	Matt Diaz, 7/27/2005 @ Portland
HAD 5 HITS IN ONE GAME	Dairon Blanco, 9/15/2022 @ Columbus
HAD 4 HITS IN ONE GAME	Freddy Fermin, 4/11/2023 @ Iowa
HAD 3 HITS IN ONE GAME	Dairon Blanco, 5/13/2023 @ Scranton/Wilkes-Barre
HIT 3 HOME RUNS IN ONE GAME	Ryan McBroome, 6/13/2021 @ St. Paul
HIT 2 HOME RUNS IN ONE GAME	Freddy Fermin, 4/8/2023 vs. Toledo
HIT 2 TRIPLES IN ONE GAME	Angel Franco, 5/6/2016 @ Iowa
HIT 4 DOUBLES IN ONE GAME	Jordan Parraz, 5/18/2010 @ Las Vegas
HIT 3 DOUBLES IN ONE GAME	Dairon Blanco, 9/15/2022 @ Columbus
HIT 2 DOUBLES IN ONE GAME	Tyler Gentry, 5/3/2023 vs. Louisville
HIT 2 SACRIFICE FLIES IN ONE GAME	Samad Taylor, 4/30/2023 @ Nashville
HIT A GRAND SLAM	Brent Rooker, 9/26/2022 @ St. Paul
HIT AN INSIDE-THE-PARK HOME RUN	Bobby Witt Jr., 9/8/2021 @ St. Paul
LED OFF A HOME GAME WITH A HOME RUN	Drew Waters, 8/3/2022 vs. St. Paul
HIT A PINCH-HIT HOME RUN	Elier Hernández, 5/22/2019 vs. Iowa
HIT A WALK-OFF HOME RUN	Nate Eaton, 5/31/2022 vs. Indianapolis
HIT A WALK-OFF GRAND SLAM	Jimmy Goveas, 5/7/2022 vs. Columbus
HIT A WALK-OFF PINCH-HIT HOME RUN	Chad Santos, 8/23/2005 vs. New Orleans
HIT FOR THE CYCLE	Jimmy Paredes, 5/12/2014 vs. New Orleans
HAD 11 RBI IN ONE GAME	Mike Moustakas, 8/30/2010 vs. Round Rock
HAD 9 RBI IN ONE GAME	Brett Eibner, 4/9/2014 vs. Memphis
HAD 8 RBI IN ONE GAME	Jimmy Paredes, 5/12/2014 vs. New Orleans
HAD 7 RBI IN ONE GAME	Brett Hayes, 4/14/2013 vs. Nashville
HAD 6 RBI IN ONE GAME	Freddy Fermin, 4/8/2023 vs. Toledo
HAD 5 RBI IN ONE GAME	Jakson Rietz, 4/1/2023 @ Indianapolis
HAD 4 RBI IN ONE GAME	Nick Loftin, 5/5/2023 vs. Louisville
SCORED 5 RUNS IN ONE GAME	Brett Eibner, 5/12/2014 vs. New Orleans
SCORED 4 RUNS IN ONE GAME	Maikel Garcia, 9/15/2022 @ Columbus
SCORED 3 RUNS IN ONE GAME	Samad Taylor, 5/4/2023 vs. Louisville
WALKED 4 TIMES IN ONE GAME	MJ Melendez, 8/22/2022 vs. Columbus
WALKED 3 TIMES IN ONE GAME	Freddy Fermin, 4/30/2023 @ Nashville
STOLE 4 BASES IN ONE GAME	Samad Taylor, 5/4/2023 vs. Louisville
STOLE 3 BASES IN ONE GAME	Samad Taylor, 4/26/2023 @ Nashville
STOLE 2 BASES IN ONE GAME	Dairon Blanco, 5/14/2023 vs. Louisville
STRUCK OUT 5 TIMES IN ONE GAME	Drew Waters, 8/10/2022 @ Toledo
STRUCK OUT 4 TIMES IN ONE GAME	Brewer Hicklen, 8/7/2022 @ Columbus
STRUCK OUT 3 TIMES IN ONE GAME	Logan Porter, 5/7/2023 vs. Louisville
REACHED BASE 6 TIMES IN ONE GAME	Nicky Lopez, 7/27/2018 @ Fresno
REACHED BASE 5 TIMES IN ONE GAME	Dairon Blanco, 9/15/2022 @ Columbus
REACHED BASE 4 TIMES IN ONE GAME	Dairon Blanco, 5/13/2023 @ Scranton/Wilkes-Barre
REACHED BASE IN EVERY TRIP TO THE PLATE (6 PA)	Brett Eibner, 4/9/2014 vs. Memphis
REACHED BASE IN EVERY TRIP TO THE PLATE (5 PA)	Drew Waters, 7/27/2022 @ Syracuse
REACHED BASE IN EVERY TRIP TO THE PLATE (4 PA)	Dairon Blanco, 5/13/2023 @ Scranton/Wilkes-Barre
HAD 2 HOME RUNS IN THE SAME INNING	Brett Eibner: 5th inning, 5/12/2015 vs. Memphis
HAD 2 DOUBLES IN THE SAME INNING	Clay Dungan: 6th inning, 6/26/2022 vs. Columbus
HAD 2 HITS IN THE SAME INNING	Samad Taylor and Maikel Garcia: 8th inning, 4/2/2023 @ Indianapolis
REACHED 2 TIMES IN THE SAME INNING	Samad Taylor and Maikel Garcia: 6th inning, 4/2/2023 @ Indianapolis
SCORED 2 RUNS IN THE SAME INNING	Brewer Hicklen: 6th inning, 8/26/2022 vs. Scranton/WB
HIT HOME RUNS IN 6 STRAIGHT GAMES	Steve Sisco, June 13 to June 21, 1998
HIT HOME RUNS IN 5 STRAIGHT GAMES	Cory Aldridge, July 27 to August 8, 2009
HIT HOME RUNS IN 4 STRAIGHT GAMES	Nick Pratto, August 19 to August 22, 2021
HIT HOME RUNS IN 3 STRAIGHT GAMES	Brent Rooker, September 23 to September 26, 2022
HIT HOME RUNS IN BACK-TO-BACK GAMES	CJ Alexander, May 13 and May 14, 2023
HIT HOME RUNS IN BOTH GAMES OF A DOUBLEHEADER	Nick Pratto: 7/7/2022 @ Indianapolis
HIT HOME RUNS FROM BOTH SIDES OF THE PLATE, GAME	Tim Raines Jr., 8/20/2005 @ Tacoma
HIT HOME RUN IN FIRST OMAHA AT-BAT	Jakson Rietz, 8/28/2022 vs. Scranton/WB [G1]
HAD 2+ HITS IN 7 STRAIGHT GAMES	Johnny Givotella, August 3 to August 14, 2014
HAD 2+ HITS IN 6 STRAIGHT GAMES	Dairon Blanco, September 10 to September 17, 2022
HAD 2+ HITS IN 5 STRAIGHT GAMES	MJ Melendez, September 25 to October 2, 2021
HAD A 20+ GAME HITTING STREAK	Frank Schwindel, 20 Games: July 22 to August 13, 2018
HAD A 18+ GAME HITTING STREAK	Frank Schwindel, 20 Games: July 22 to August 13, 2018
HAD A 16+ GAME HITTING STREAK	Frank Schwindel, 20 Games: July 22 to August 13, 2018
HAD A 14+ GAME HITTING STREAK	Dairon Blanco, 15 Games: May 15 to July 10, 2022
HAD A 12+ GAME HITTING STREAK	Dairon Blanco, 15 Games: May 15 to July 10, 2022
HAD A 40+ GAME REACHED BASE STREAK	Shane Costa, 46 Games: April 14 to August 8, 2007
HAD A 35+ GAME REACHED BASE STREAK	Alex Gordon, 39 Games: May 9 to June 19, 2010
HAD A 30+ GAME REACHED BASE STREAK	Freddy Fermin, 33 Games: August 3 to September 15, 2022
HAD A 25+ GAME REACHED BASE STREAK	Freddy Fermin, 33 Games: August 3 to September 15, 2022
HAD A 20+ GAME REACHED BASE STREAK	Freddy Fermin, 33 Games: August 3 to September 15, 2022
HAD A 15+ GAME REACHED BASE STREAK	Freddy Fermin, 33 Games: August 3 to September 15, 2022
THREW A 1-HITTER (9 INNINGS)	Luis Mendoza, 7/18/2011 @ Memphis
THREW A 1-HITTER (7 INNINGS)	
THREW A 2-HITTER (9 INNINGS)	Jeff Suppan, 6/21/2011 @ Nashville
THREW A 2-HITTER (7 INNINGS)	Arnaldo Hernandez, 7/21/2018 vs. Round Rock [G1]
THREW A 9-INNING COMPLETE GAME SHUTOUT	Luis Mendoza, 7/18/2011 @ Memphis
THREW A 7-INNING COMPLETE GAME SHUTOUT	Jake Kalish, 7/2/2018 vs. Nashville [G1]
THREW A 5-INNING COMPLETE GAME SHUTOUT	Anthony Lerew, 8/31/2010 vs. Round Rock
THREW A 9-INNING COMPLETE GAME	Arnaldo Hernandez, 8/15/2018 vs. Oklahoma City
THREW AN 8-INNING COMPLETE GAME	John Lannan, 6/16/2016 @ Oklahoma City
THREW A 7-INNING COMPLETE GAME	Austin Cox, 8/28/2022 vs. Scranton/WB [G1]
THREW A 6-INNING COMPLETE GAME	Matt Wright, 8/8/2006 @ Nashville [G2]
THREW A 5-INNING COMPLETE GAME	Trevor Oaks, 8/6/2018 vs. Salt Lake
STRUCK OUT 12 IN A GAME	Jakob Junis, 5/26/2017 @ Nashville
STRUCK OUT 11 IN A GAME	John Lamb, 7/9/2014 vs. Iowa
STRUCK OUT 10 IN A GAME	Jackson Kowar, 7/3/2021 @ St. Paul
WALKED 7 IN A GAME	Josh Staumont, 5/24/2017 @ Nashville
WALKED 6 IN A GAME	Drew Parrish, 6/22/2022 vs. Columbus
WALKED 5 IN A GAME	Drew Parrish, 9/16/2022 @ Columbus
ALLOWED 6 HOME RUNS IN A GAME	Matt Wright, 8/18/2007 vs. Albuquerque
ALLOWED 5 HOME RUNS IN A GAME	Drew Parrish, 5/4/2023 vs. Louisville
ALLOWED 4 HOME RUNS IN A GAME	Jake Kalish, 9/24/2021 vs. Indianapolis
ALLOWED 3 HOME RUNS IN A GAME	Marcelo Martínez, 5/3/2023 vs. Louisville
ALLOWED 2 HOME RUNS IN A GAME	Drew Parrish, 5/9/2023 @ Scranton/Wilkes-Barre
THREW 120+ PITCHES IN A GAME	Brett Tomko, 5/8/2014 @ Round Rock (127)
THREW 115+ PITCHES IN A GAME	Luke Farrell, 6/8/2017 vs. Nashville (116)
THREW 110+ PITCHES IN A GAME	Christian Binford, 9/3/2017 vs. Iowa (110)
THREW 100+ PITCHES IN A GAME	Jonathan Heasley, 4/25/2023 @ Nashville (104)
THREW 95+ PITCHES IN A GAME	Austin Cox, 4/27/2023 @ Nashville (99)
THREW 90+ PITCHES IN A GAME	Max Castillo, 5/2/2023 vs. Louisville (91)
WON HIS OMAHA DEBUT	Alec Marsh, 9/23/2022 vs. Iowa
THREW AN IMMACULATE INNING	Anthony Swarzak, 6/3/2021 vs. Iowa

## ABS CHALLENGE TRACKER (4-FOR-16 / 25.0%)

#	GM # – DATE	OPPONENT	PLAYER CHALLENGING	POSITION	INNING	CALL (COUNT)	OVERTURNED?	PLAY RESULT (COUNT)	UMPIRE
1.	23 – April 28	@ Nashville	Logan Porter	Catcher	▼ 6	Ball (0-0)	No	Lineout, L9 (1-1)	Paul Clemons
2.	23 – April 28	@ Nashville	Maikel Garcia	Batter	▲ 8	Strike (1-0)	No	Groundout, 5-4 (1-1)	Paul Clemons
3.	29 – May 5	vs. Louisville	Jakson Reetz	Catcher	▲ 8	Ball (0-0)	No	Walk (3-0)	Tyler Jones
4.	29 – May 5	vs. Louisville	Jakson Reetz	Catcher	▲ 9	Ball (1-0)	No	Strikeout Looking (2-2)	Tyler Jones
5.	31 – May 7	vs. Louisville	Dairon Blanco	Batter	▼ 2	Strike (3-2)	No	Strikeout Looking (3-2)	Randy Rosenberg
6.	31 – May 7	vs. Louisville	Brewer Hicklen	Batter	▼ 3	Strike (3-2)	YES	Walk (3-2)	Randy Rosenberg
7.	31 – May 7	vs. Louisville	Jakson Reetz	Catcher	▲ 4	Ball (3-2)	No	Walk (3-2)	Randy Rosenberg
8.	31 – May 7	vs. Louisville	Logan Porter	Batter	▼ 5	Strike (3-2)	No	Strikeout Looking (3-2)	Randy Rosenberg
9.	35 – May 12	@ Scranton/WB	Jakson Reetz	Catcher	▼ 5	Ball (0-0)	YES	Lineout, L9 (0-2)	Dillon Wilson
10.	35 – May 12	@ Scranton/WB	Jakson Reetz	Catcher	▼ 7	Ball (2-1)	YES	Strikeout Looking (2-2)	Dillon Wilson
11.	35 – May 12	@ Scranton/WB	Jakson Reetz	Batter	▲ 8	Strike (1-1)	No	Strikeout Swinging (1-2)	Dillon Wilson
12.	35 – May 12	@ Scranton/WB	Nick Wittgren	Pitcher	▼ 9	Ball (2-1)	No	Walk (3-2)	Dillon Wilson
13.	36 – May 13	@ Scranton/WB	Jackson Kowar	Pitcher	▼ 9	Ball (3-2)	No	Walk (3-2)	Raul Moreno
14.	36 – May 13	@ Scranton/WB	Logan Porter	Catcher	▼ 9	Ball (0-0)	No	Home Run (2-2)	Raul Moreno
15.	37 – May 14	@ Scranton/WB	Jakson Reetz	Catcher	▼ 3	Ball (3-2)	No	Walk (3-2)	Robert Nunez
16.	37 – May 14	@ Scranton/WB	Jakson Reetz	Catcher	▼ 7	Ball (2-2)	YES	Strikeout Looking (2-2)	Robert Nunez

## ABS CHALLENGES BY PLAYER

HITTERS (5)	SUCCESS RATE	CATCHERS (2)	SUCCESS RATE	PITCHERS (2)	SUCCESS RATE
Dairon Blanco – 1	0% – 0-for-1	Logan Porter – 2	0% – 0-for-2	Jackson Kowar – 1	0% – 0-for-1
Maikel Garcia – 1	0% – 0-for-1	Jakson Reetz – 7	33% – 3-for-7	Nick Wittgren – 1	0% – 0-for-1
Brewer Hicklen – 1	100% – 1-for-1				
Logan Porter – 1	0% – 0-for-1				
Jakson Reetz – 1	0% – 0-for-1				

## ABS CHALLENGES BY COUNT

COUNT	CHALLENGES	SUCCESSFUL CHALLENGES	SUCCESS RATE (%)
0-0 Count	4	1	25%
0-1 Count	0	-	-
0-2 Count	0	-	-
1-0 Count	2	0	0%
1-1 Count	1	1	100%
1-2 Count	0	-	-
2-0 Count	0	-	-
2-1 Count	2	2	100%
2-2 Count	1	1	100%
3-0 Count	0	-	-
3-1 Count	0	-	-
3-2 Count	6	1	17%

## ABS CHALLENGES BY INNING

INNING	CHALLENGES	SUCCESSFUL CHALLENGES	SUCCESS RATE (%)
1st Inning	0	-	-
2nd Inning	1	0	0%
3rd Inning	2	1	50%
4th Inning	1	0	0%
5th Inning	2	1	50%
6th Inning	1	0	0%
7th Inning	2	2	100%
8th Inning	3	0	0%
9th Inning	4	0	0%
Extra Innings	0	-	-