

OMAHA STORM CHASERS GAME NOTES

vs. MEMPHIS REDBIRDS

LHP Drew Parrish (2-2, 4.46 ERA) vs. RHP Tommy Parsons (0-1, 5.34 ERA)

Friday, June 2, 2023 | Game #53 | Home Game #29

7:05 p.m. CT First Pitch | Werner Park | Papillion, Nebraska

Radio: stormchasers.mixlr.com | TV: Bally Live, MiLB.TV

22-30

29-25

Omaha Storm Chasers | 12356 Ballpark Way, Papillion, Nebraska 68046 | (402) 738-5100 | OmahaStormChasers.com | @OMASstormChasers

UPCOMING SCHEDULE & PROBABLE PITCHERS

UPCOMING GAMES

OPPONENT





TIME (CT)

PROBABLE PITCHERS

| | | | |
|-------------------|----------------|---------------|--|
| Saturday, June 3 | MEMPHIS | 7:05 p.m. CT | RHP Max Castillo (0-5, 5.64 ERA) vs. RHP Jake Woodford (MLB Rehab) |
| Sunday, June 4 | MEMPHIS | 5:05 p.m. CT | LHP Anthony Veneziano (1-0, 10.13 ERA) vs. LHP Connor Thomas (4-3, 5.55 ERA) |
| Tuesday, June 6 | @ Indianapolis | 6:05 p.m. CT | LHP Austin Cox (2-1, 3.38 ERA) vs. TBD |
| Wednesday, June 7 | @ Indianapolis | 12:35 p.m. CT | RHP Jonathan Heasley (1-5, 7.76 ERA) vs. TBD |

THE MATCHUP

(UNDERLINE = MiLB LEADER) (BOLD = TRIPLE-A LEADER) (ITALICS = TRIPLE-A WORST)

| | | | |
|--|---|---|---|
|  |  |  |  |
| .261 (9TH) < AVG | .252 (16TH) | 5.76 (17TH) | ERA > 4.49 (6TH) |
| 286 (12TH) R > | 316 (4TH) | 1.63 (17TH) WHIP > | 1.50 (9TH) |
| 459 (11TH) H > | 471 (6TH) | 281 (20TH) AVG > | .274 (16TH) |
| 63 (11TH) HR > | 75 (4TH) | 459.1 (12TH) IP > | 489.1 (1ST) |
| 234 (15TH) BB > | 273 (3RD) | 507 (19TH) < H | 524 (20TH) |
| 444 (5TH) < K | 502 (17TH) | 329 (18TH) R > | 275 (8TH) |
| 102 (1ST) < SB | 66 (5TH) | 80 (18TH) HR > | 62 (10TH) |
| 355 (9TH) - OBP | .355 (9TH) | 243 (11TH) BB > | 211 (1ST) |
| 440 (7TH) < SLG | .433 (11TH) | 448 (17TH) K > | 476 (11TH) |
| .795 (8TH) < OPS | .788 (9TH) | 1 (12TH) SHO > | 2 (11TH) |

| | |
|---|----------------|
| ALL-TIME vs. Redbirds (Since 1998)..... | 149-177 (.457) |
| Since 2005 in Omaha | 54-69 (.439) |
| Since 2005 in Memphis | 51-74 (.408) |

| | |
|----------------------------|------------|
| 2023 vs. Redbirds..... | 1-2 (.333) |
| 2023 at Werner Park..... | 1-2 (.333) |
| 2023 at AutoZone Park..... | |

| DATE H/R | SCORE | WIN | LOSS | SAVE |
|----------|----------------|--------------|-------------|-----------|
| 5/30 R | W, 7-6 | A. Veneziano | J. Woodford | B. Kriske |
| 5/31 H | L, 9-4 | M. McGreevy | A. Cox | - |
| 6/1 H | L, 12-6 | D. Hudson | C. Snider | - |
| 6/2 H | | | | |
| 6/3 H | | | | |
| 6/4 H | | | | |

From 1998 to 2020, the Storm Chasers and Redbirds played together in the Pacific Coast League and would annually play 16 games against each other, traditionally 8 at each ballpark and were in the same division, with the exception of 2014-2018.

While both teams moved to the International League in 2021, they did not play each other that season and reamatched last April in Memphis and split that series 3-3.

The last time the Redbirds came to Werner Park was July 19-21, and Memphis took 2 of 3 games from Omaha

STORM CHASERS ON THE RISE

6 Omaha players that appear on a Top-30 Royals prospects ranking

| PLAYER (POSITION) | MLB PIPELINE | BASEBALL AMERICA |
|-----------------------|---------------|------------------|
| Tyler Gentry (OF) | Royals No. 7 | Royals No. 7 |
| Samad Taylor (INF/OF) | Royals No. 20 | Royals No. 24 |
| Tucker Bradley (OF) | Royals No. 27 | - |
| Jackson Kowar (RHP) | - | Royals No. 17 |
| Max Castillo (RHP) | - | Royals No. 18 |

STORM CHASERS PRESS BOX



Game Notes compiled by Nicholas Badders

Credential Requests: nicholasb@omahastormchasers.com

Omaha Storm Chasers gameday information, as well as the 2023 Storm Chasers Media Guide can be found at milb.com/omaha/ballpark/media or by scanning the QR code to the right.



YESTERDAY'S GAME

| | 1 | 2 | 3 | 4 | 5 | 6 | 7 | 8 | 9 | R | H | E | LO |
|--|---|---|---|---|---|---|---|---|---|----|----|---|----|
|  Memphis | 0 | 1 | 0 | 0 | 0 | 8 | 1 | 2 | 0 | 12 | 11 | 0 | 9 |
|  Omaha | 0 | 0 | 0 | 2 | 0 | 1 | 1 | 2 | 0 | 6 | 9 | 1 | 8 |

WIN: Dakota Hudson (2-3) | LOSS: Collin Snider (2-1) | SAVE: None

- PAPILLION, NEB.** – Despite three home runs, the Omaha Storm Chasers fell to the Memphis Redbirds 12-6 Thursday night, as Omaha pitchers issued a season-high 11 walks in the second consecutive loss.
- Starter **Jonathan Heasley** positioned himself for a win early, as the right-hander held the Redbirds to just a run over five innings, with five strikeouts ... the only run Heasley allowed was a solo homer on the first pitch of the second to the league's home run leader, **Luke Baker**.
 - After Omaha was held scoreless through the first two innings, the Chasers took a lead in the fourth as **Johan Camargo** connected on a go-ahead two-run home run, his second long ball of the season.
 - Omaha's lead carried through the fifth as Heasley exited the game, but Memphis turned things around quickly in the sixth inning. The first 10 Redbirds hitters reached base in the sixth, as **Collin Snider** and **Evan Sisk** combined to throw 47 pitches without recording an out ... **Daniel Mengden** worked out of trouble, but the three allowed a total of eight runs in the frame on seven walks and just four hits.
 - Mengden worked into the eighth and allowed another run, before handing the ball off to **Marcelo Martinez**, who pitched the final 1.1 innings but surrendered one more run in the eighth.
 - Omaha kept clawing back, however, as **Dairon Blanco** singled in a run in the sixth and **Brewer Hicklen** connected on a solo homer in the seventh ... the Chasers made noise in the eighth as **CJ Alexander** blasted his eighth home run of the season to right field, a two-run shot that brought the score to the 12-6 that held to be final.
 - In the bottom of the ninth, Omaha loaded the bases with one out on a single and two walks but left the bases loaded, unable to add another run.
 - Alexander and **Angelo Castellano** each contributed two hits, while Camargo, **Nate Eaton** and **Tyler Gentry** each drew two walks ... for Camargo, it was his third two-walk day in six games this year, giving him 8 walks and 8 hits in six games and just 26 plate appearances.

NOTES AND NUGGETS

THAT'S WHAT SPEED DO

- With one steal yesterday, the Chasers have 102 steals in 52 games (average 1.96 SB/game) and have been caught only 21 times for a success rate of 82.93%.
- 102 steals are the most of any Triple-A team and 27th of all teams in Minor League Baseball ... the Lynchburg Hillcats lead the minors (135) and Kansas City's Single-A affiliate, the Columbia Fireflies are 2nd in MiLB (118).
- Outfielder **Dairon Blanco** stole a career-best four bases against the Saints last Thursday and is tied for a *Minor-League best 35 steals this season* (in 40 tries) ... Blanco stole 22 bases in 19 games in May ... he already has EIGHT games of 2+ steals this year.
- With 35 steals in Omaha's 52 games played, Blanco is on pace for 100 steals this year.
- Samad Taylor** stole one base Sunday and is 2nd on the team behind Blanco with 26 steals (in 31 attempts) and ranks tied 3rd in the league, tied 3rd in Triple-A and is tied 8th in the Minors ... he stole 14 bases in 26 games last month.
- The Chasers have stolen at least one base in 36 of 52 games (69%), with multiple steals in 30 games and SEVEN occasions of 5+ steals.

AYEEEE JOHAN

- With six games under his belt, infielder **Johan Camargo** has been a welcomed addition to the Storm Chasers lineup, playing all over the field and getting on base constantly.
- Albeit a small sample size, Camargo is slashing .444/.615/.778 (8-for-18) with the Chasers, with 2 home runs, 4 runs batted in, 5 runs scored and 8 walks ... he's reached base in 16 of his 26 plate appearances.
- He's started at each of the four infield positions over his last four games, the only Storm Chaser to play all four infield positions this season.

NATE THE GREAT

- Despite a slow season in Kansas City, **Nate Eaton** has made the most of his time with Omaha, across a pair of stints with the Storm Chasers.
- Since being optioned back to Triple-A last week, Eaton has played six games with Omaha and slashed .375/.444/.542 (9-for-24) with 3 extra-base hits, 3 RBI and 3 walks.
- Across 12 total games with the Storm Chasers, he has hits in 9 games, with 6 multi-hit games, has scored runs in 10 of 12 games and has 8 steals in as many tries.

WHITE HOT BLANCO

- While he is one of the fastest players in Royals system and International League, **Dairon Blanco** has gotten on base plenty too, helping his 22 steals in May ... last month, he ranked:
- 390 Batting Average: **3rd** in International League, **4th** in Triple-A, **7th** in MiLB
- 338 On-Base Percentage: **2nd** in International League, **2nd** in Triple-A, **2nd** in MiLB
- Along with 23 hits last month (4th on the team), Blanco drew 14 walks (to 9 strikeouts), which was 2nd on the team behind Samad Taylor's 18.

(K)RISKE AND (K)OLEMAN

- Two of the best strikeout pitchers in the Royals system reside in Omaha's bullpen – righties **Brooks Kriske** and **Dylan Coleman**.
- Among Royals minor league pitchers with at least 10.0 IP, Coleman ranks 2nd with a 17.25 K/9 (23 K in 12.0 IP), while Kriske is 3rd with a 15.93 K/9 (36 K in 20.2 IP) ... among International League pitchers with 10 innings, Coleman is 2nd and Kriske is 5th.
- Coleman has struck out 39.7% of his hitters faced this season, Kriske is at 36.4%.

AT A GLANCE

RECENT (L2)

| | |
|---------------------|-------|
| Last 5 Games | 1-4 |
| Last 10 Games | 4-6 |
| Last 20 Games | 10-10 |

HOME/AWAY

| | |
|------------------|-------|
| Home Games | 10-18 |
| Away Games | 12-12 |

TIME OF DAY

| | |
|-------------------|-------|
| Night Games | 13-20 |
| Day Games | 9-10 |

MONTH

| | |
|-----------------|-------|
| March | 1-0 |
| April | 9-15 |
| May | 12-14 |
| June | 0-1 |
| July | |
| August | |
| September | |

OPPONENT

| | |
|------------------------|-----|
| vs. Columbus | |
| vs. Gwinnett | 1-5 |
| vs. Indianapolis | 3-0 |
| vs. Iowa | 2-2 |
| vs. Louisville | 2-4 |
| vs. Memphis | 1-2 |
| vs. Nashville | 2-4 |
| vs. Rochester | |
| vs. Scranton/WB | 3-3 |
| vs. St. Paul | 2-4 |
| vs. Toledo | 6-6 |

DAY OF THE WEEK

| | |
|--------------------|-----|
| on Monday | |
| on Tuesday | 2-7 |
| on Wednesday | 2-7 |
| on Thursday | 3-6 |
| on Friday | 7-2 |
| on Saturday | 3-5 |
| on Sunday | 5-3 |

THIS WEEK'S SERIES

| | |
|---------------------------|------------------------|
| Record | 1-2 |
| Batting Average | (.286) |
| Runs/Per Game | 17/5.7 |
| Home Runs | 5 |
| ERA | 8.33 (25 ER / 27.0 IP) |
| Strikeouts (K/9) | 26 (8.7) |
| Saves/Opportunities | 1/1 |

QUICK FACTS

| | |
|-------------------------------|--|
| Founded..... | 2011 (1969-2010: Omaha Royals) |
| Colors..... | Royal Blue, Twister Gold, Blackout Black |
| League..... | International League (Since 2021) |
| Ownership..... | Alliance Baseball Omaha LLC |
| General Manager..... | Laurie Schlender (4th Year) |
| Home Ballpark (Capacity)..... | Werner Park (9,023, 6,254 fixed seats) |
| Dimensions..... | LF- 310 CF- 402 RF- 315 |

ROSTER BREAKDOWN

| | |
|-----------------------------------|---|
| Age 23.....0 | Native of Cuba.....1 |
| Age 24.....3 | Native of Panama.....1 |
| Age 25.....4 | Native of United States.....22 |
| Age 26.....10 | Native of Venezuela.....2 |
| Age 27.....5 | Acquired by Royals via Free Agency.....8 |
| Age 28.....1 | (International).....1 (Minor League).....5 (Undrafted).....3 |
| Age 29.....2 | Acquired by Royals via Trade.....7 |
| Age 30.....2 | Acquired by Royals via First Year Player Draft.....11 |
| Age 31.....0 | (High School).....0 (Rounds 1-5).....2 (2015-17 Drafts).....2 |
| Age 32.....0 | (2nd Year/College).....1 (Rounds 6-10).....4 (2018 Draft).....4 |
| Average Age.....26 Years 162 Days | (3rd Year/College).....7 (Rounds 11-20).....2 (2019 Draft).....4 |
| Median Age.....26 | (4th+ Year/College).....3 (Rounds 21-40).....3 (2020 Draft).....1 |

PRO-NUN-SEE-AY-SHUNS

PLAYERS








| | |
|---------------------------|----------------------|
| 0 SAMAD TAYLOR..... | (suh-mod) |
| 2 RYAN GOINS..... | (GO-ins) |
| 6 CLAY DUNGAN..... | (duhn-ginn) |
| 12 JOHAN CAMARGO..... | (YO-hahn kuh-MAR-go) |
| 16 DAIRON BLANCO..... | (DYE-rone) |
| 17 ANGELO CASTELLANO..... | (kass-tay-AH-noh) |
| 36 DANIEL MENGDEN..... | (MING-den) |
| 41 ANDRÉS NÚÑEZ..... | (ahn-drez NOON-yez) |
| 50 MAX CASTILLO..... | (ca-STEE-yo) |
| 55 JONAH DIPOTO..... | (dih-POH-to) |
| 56 ANTHONY VENEZIANO..... | (va-nee-ee-ah-no) |
| 58 BROOKS KRISKE..... | (KRIS-kee) |

COACHES















| | |
|--------------------------|----------------------------|
| 23 MIKE JIRSCHLE..... | (jursh-LEE) |
| 33 DAVID NOWORYTA..... | (Nova-REE-tah) |
| 52 BIJAN RADEMACHER..... | (bee-ZHON RAH-de-moch-err) |

UNIFORM RECORDS

STANDARD UNIFORMS

| | | | |
|--|--|---|---|
|  Blue Vortex Home: 5-10 Road: 0-0 |  Blue O-Bolt Home: 1-1 Road: 12-13 |  Powder SC Home: 3-4 Road: 0-0 |  Powder O Home: 1-0 Road: 0-0 |
|  Home White Home: 4-9 Road: 0-0 |  Road Grey Home: 0-0 Road: 7-7 |  Blue O-Bolt Home: 1-1 Road: 5-6 |  Powder Blue Home: 2-4 Road: 0-0 |
|  Black O-Bolt Home: 1-0 Road: 0-0 |  Community Home: 0-2 Road: 0-0 |  Star Wars Home: 1-0 Road: 0-0 | |

SPECIALTY/THEME NIGHTS

| | | | | | | |
|---|--|---|--|--|---|--|
|  Black O-Bolt Home: 0-2 Road: 0-0 |  Patriotic Home: 0-0 Road: 0-0 |  Runzas Home: 0-0 Road: 0-0 |  Cattlemen Home: 0-0 Road: 0-0 |  Rockets Home: 0-0 Road: 0-0 |  Marvel Home: 0-0 Road: 0-0 |  Throwback Home: 0-0 Road: 0-0 |
|  Patriotic Home: 0-1 Road: 0-0 |  Runzas Home: 0-0 Road: 0-0 |  Cattlemen Home: 0-0 Road: 0-0 |  Rockets Home: 0-0 Road: 0-0 |  Marvel Home: 0-0 Road: 0-0 |  Throwback Home: 0-0 Road: 0-0 |  Corn Home: 0-0 Road: 0-0 |

RECENT TRANSACTIONS

2023 BREAKING ROSTER

Pitchers (15): RHP Max Castillo, LHP Austin Cox, RHP Jonathan Heasley, RHP Jackson Kowar, RHP Brooks Kriske, LHP Marcelo Martinez, RHP Mike Mayers, RHP Andrés Núñez, LHP Drew Parrish, LHP Evan Sisk, RHP Collin Snider, RHP Josh Staumont, LHP Josh Taylor, RHP Ryan Weiss, RHP Nick Wittgren

Catchers (3): Freddy Fermin, Logan Porter, Jakson Reetz

Infielders (6): CJ Alexander, Angelo Castellano, Maikel Garcia, Nick Loftin, Nick Pratto, Samad Taylor

Outfielders (3): Dairon Blanco, Tucker Bradley, Brewer Hicklen

| | | | | |
|-----|------|---|-----|--|
| 18. | 5/3 | LHP Austin Cox selected by Kansas City from Omaha | 38. | RHP Jackson Kowar recalled by KANSAS CITY from Omaha |
| 19. | | RHP Jose Cuas optioned to Omaha | 39. | 5/17 RHP Mike Mayers selected by KANSAS CITY from Omaha |
| 20. | 5/4 | LHP Marcelo Martinez played on the Development List | 40. | 5/19 LHP Anthony Veneziano transferred to Omaha from NW Arkansas (AA) |
| 21. | | OF Franmil Reyes optioned to Omaha | 41. | RHP Max Castillo recalled by KANSAS CITY from Omaha |
| 22. | | INF Clay Dungan activated from the 7-Day Injured List | 42. | 5/20 RHP Jackson Kowar optioned to Omaha |
| 23. | | LHP Austin Cox optioned to Omaha | 43. | RHP Ryan Weiss released |
| 24. | 5/5 | RHP Jonathan Heasley recalled by KANSAS CITY from Omaha | 44. | 5/22 INF Nicky Lopez returned to KANSAS CITY from rehab assignment to Omaha |
| 25. | | OF Nate Eaton recalled by KANSAS CITY from Omaha | 45. | 5/23 INF Greyson Jenista activated by Omaha |
| 26. | 5/6 | RHP Daniel Mengden activated from the Development List | 46. | INF CJ Alexander placed on the 7-Day Injured List |
| 27. | 5/7 | LHP Daniel Lynch 's rehab assignment transferred to Omaha | 47. | RHP Nick Wittgren selected by KANSAS CITY from Omaha |
| 28. | | RHP Jonathan Heasley optioned to Omaha | 48. | RHP Max Castillo optioned to Omaha |
| 29. | | RHP Max Castillo recalled by KANSAS CITY from Omaha | 49. | 5/24 OF Nate Eaton optioned to Omaha |
| 30. | 5/8 | RHP Jose Cuas recalled by KANSAS CITY from Omaha | 50. | 5/26 OF Drew Waters returned to KANSAS CITY from rehab assignment |
| 31. | | RHP James McArthur optioned to Omaha | 51. | 5/28 LHP Daniel Lynch returned to KANSAS CITY from rehab assignment |
| 32. | | OF Franmil Reyes designated for assignment. | 52. | INF CJ Alexander activated from the 7-Day Injured List |
| 33. | 5/9 | OF Drew Waters sent on a rehab assignment to Omaha | 53. | INF Greyson Jenista transferred to NW Arkansas (AA) from Omaha |
| 34. | 5/12 | RHP Brett de Geus assigned to Omaha and placed on the Development List | 54. | 5/30 RHP Brett de Geus transferred to NW Arkansas (AA) from Omaha |
| 35. | 5/16 | INF Nicky Lopez sent on a rehab assignment to Omaha | 55. | 6/1 INF Nick Loftin placed on the 7-Day Injured List |
| 36. | | INF Johan Camargo activated from the 7-Day Injured List | 56. | LHP Marcelo Martinez activated from the Development List |
| 37. | | RHP Max Castillo optioned to Omaha | 57. | 6/2 RHP Jackson Kowar recalled by KANSAS CITY from Omaha |

MANAGER: MIKE JIRSCHLE • #23

- Mike Jirschele returns for his 15th season as Omaha's manager, his 18th season managing in Minor League Baseball and 32nd season overall with the Royals organization, named to the position of Storm Chasers manager on January 13, 2023, after previously managing Triple-A Omaha from 1995-97 and 2003-13.
- Jirschele served on the Kansas City Royals coaching staff as the Third Base Coach from 2014-19 and won the World Series in 2015. Jirschele most recently served as the bench coach under manager Chris Witheridge during the 2022 season with the Double-A Northwest Arkansas Naturals. He spent the 2021 season as Witheridge's bench coach for the High-A Central champion Quad Cities River Bandits and served as Special Assistant to the General Manager in 2020.
- In his second stint as Omaha's manager, over 11 years from 2003 to 2013, he led the team to four division titles, three consecutive trips to the Pacific Coast League Championship Series (2011-2013), two PCL titles (2011, 2013) and the team's first of two Triple-A National Championships in 2013.
- He earned the 2011 Mike Coolbaugh Award for *outstanding baseball work ethic, knowledge of the game and skill in mentoring young players on the field* and he is a four-time recipient of the Dick Howser Award (1992, 1994, 2005, 2011), recognizing outstanding work in player development within the Royals organization.
- Prior to his time with Omaha and Kansas City, he served as the Royals Minor League Infield Coordinator for four years, from 1998-2002, and he held managerial positions with Wilmington (1994), Rockford (1993) and the Gulf Coast Royals (1992).
- He appeared 999 games in the Minor Leagues across 13 years, between 1977 and 1990, including 22 games with the Omaha Royals between 1988 and 1989.

PITCHING COACH: DANE JOHNSON • #59

- Dane Johnson enters his fourth year in the Royals organization and as the Storm Chasers pitching coach, after joining Kansas City ahead of the 2020 season. 2023 marks his 24th season coaching overall.
- He previously spent one season in the Miami Marlins organization (2019) as a Pitching Consultant and 19 seasons with the Toronto Blue Jays as a Minor League Pitching Coach from 2000-03, Pitching Coordinator from 2004-14 and Major League Bullpen Coach from 2015-18.
- Prior to entering coaching, spent 15 years as a player, including over 280 games in the Minor Leagues and parts of three seasons in the Majors with the Chicago White Sox (1994), Blue Jays (1996) and Oakland Athletics (1997), also playing two seasons (1990-1991) in the Chinese Professional Baseball League.
- Johnson and his wife, Gina, reside in Palm Harbor, Florida. They have two children: a daughter, Madison (31), and son, Cobi (27).

HITTING COACH: BIJAN RADEMACHER • #52

- Bijan Rademacher (*bi-ZHON RAH-de-moch-err*) joins the Royals as the Omaha Storm Chasers Hitting Coach this year after spending the last two years with the Arizona Diamondbacks as their Minor League Hitting Coordinator (2021) and ACL Hitting Coach (2022).
- Prior to coaching, he spent eight years playing professionally (2012-2019), spanning seven seasons in the Chicago Cubs organization (2012-18) and slashed .280/.361/.402 over 702 career MiLB games, reaching as high as Triple-A. He also played one season in independent baseball (2019) with the New Britain Bees in the Atlantic League, in addition to an offseason in the Mexican Pacific Winter League.
- Over 243 career Triple-A games with the Iowa Cubs, he played 11 games at Werner Park and was a .378 hitter (14-for-37) with one homer and 5 runs batted in while playing in Omaha.
- Rademacher lives in Tempe, Arizona with his wife Melissa.

BENCH COACH: DAVID NOWORYTA • #33 (3RD BASE COACH)

- David Noworyta (*Nova-REE-tah*) enters his second year in the Royals organization and first as Omaha's Bench Coach, after making his coaching debut in 2022 as the Assistant Hitting Coach for the River Bandits Kansas City's High-A affiliate.
- Prior to coaching, he spent four years playing professionally (2018-21), including three minor league seasons in the Detroit Tigers organization (2018-20), and one with the Independent Pioneer League's Billings Mustangs in 2021. Before signing with Detroit in 2018, Noworyta graduated from the University of Hawaii with a bachelor's degree in communications and journalism, and played in parts of three seasons for their baseball team.
- Noworyta attended Holy Cross Academy (N.J.), where he played baseball and basketball, and was selected by the Royals in the 37th round of the 2014 MLB Draft. He resides in Hainesport, N.J. in the offseason.

CERTIFIED ATHLETIC TRAINER: JAMES STONE

- James Stone is entering his fifth season as the Certified Athletic Trainer for the Storm Chasers after serving the previous seven seasons with the Wilmington Blue Rocks (Royals High-A), including the 2015 season, in which he was named Carolina League Athletic Trainer of the Year.
- He joined the Kansas City organization in 2010 as the athletic trainer for the Class-A Burlington Bees. He came to the Royals after spending one season with the Central Valley Coyotes (Fresno, California) in Arena Football 2.
- Stone worked three seasons in the Florida Marlins organization, with stops in Jupiter (2008), Greensboro (2007) and Jamestown (2006), winning New York-Penn League Trainer of the Year honors in 2006.
- He was the Strength and Conditioning Coach for the Baltimore Orioles Class-A affiliate, the Delmarva Shorebirds, in 2005.
- Stone graduated with a bachelor's of science in kinesiology from Cal State-Northridge. He resides in Simi Valley, California with his dog, Ozzie.

STRENGTH & CONDITIONING COACH: YANNICK PLANTE

- Yannick Plante is entering his third season as the Strength & Conditioning Coach for the Storm Chasers, after being slated to serve in that role with Northwest Arkansas in 2020.
- He began with the Kansas City Organization in 2019 as the athletic trainer for the Burlington Royals (Advanced Rookie, Appalachian League). He was then a staff member of the Surprise Saguaros of the Arizona Fall League in the fall of 2019.
- Plante has a master's degree in kinesiology from the University of Calgary and a bachelor's degree in human kinetics with specialization in biophysics from the University of Ottawa. He currently lives in Ottawa, Ontario.



BEN NICHOLAS
PLAYER DEVELOPMENT TRAINEE

JEREMY OWENS
PLAYER DEVELOPMENT TRAINEE

Drew Parrish - Pitching - Stat Splits - 2023 - Regular Season

| Split | Team | W | L | ERA | G | GS | CG | SHO | SV | IP | H | R | ER | HR | HB | BB | IBB | SO | WHIP | AVG | AB | WP | BK | GIDP | TBF | NP-S |
|---------------------------|------|---|---|-------|----|----|----|-----|----|------|----|----|----|----|----|----|-----|----|------|------|-----|----|----|------|-----|-----------|
| Home Games | OMA | 0 | 1 | 5.29 | 4 | 4 | 0 | 0 | 0 | 17.0 | 17 | 12 | 10 | 5 | 0 | 12 | 0 | 13 | 1.71 | .274 | 62 | 0 | 0 | 3 | 75 | 314 - 183 |
| Away Games | OMA | 2 | 1 | 3.86 | 6 | 5 | 0 | 0 | 0 | 23.1 | 21 | 10 | 10 | 4 | 0 | 13 | 0 | 22 | 1.46 | .244 | 86 | 0 | 0 | 3 | 100 | 424 - 254 |
| Day Games | OMA | 1 | 0 | 1.88 | 4 | 3 | 0 | 0 | 0 | 14.1 | 12 | 5 | 3 | 1 | 0 | 10 | 0 | 15 | 1.53 | .231 | 52 | 0 | 0 | 2 | 63 | 264 - 155 |
| Night Games | OMA | 1 | 2 | 5.88 | 6 | 6 | 0 | 0 | 0 | 26.0 | 26 | 17 | 17 | 8 | 0 | 15 | 0 | 20 | 1.58 | .271 | 96 | 0 | 0 | 4 | 112 | 474 - 282 |
| On Grass | OMA | 2 | 2 | 4.46 | 10 | 9 | 0 | 0 | 0 | 40.1 | 38 | 22 | 20 | 9 | 0 | 25 | 0 | 35 | 1.56 | .257 | 148 | 0 | 0 | 6 | 175 | 738 - 437 |
| April | OMA | 1 | 0 | 1.71 | 5 | 4 | 0 | 0 | 0 | 21.0 | 11 | 6 | 4 | 1 | 0 | 10 | 0 | 20 | 1.00 | .157 | 70 | 0 | 0 | 3 | 82 | 355 - 214 |
| May | OMA | 1 | 2 | 7.45 | 5 | 5 | 0 | 0 | 0 | 19.1 | 27 | 16 | 16 | 8 | 0 | 15 | 0 | 15 | 2.17 | .346 | 78 | 0 | 0 | 3 | 93 | 383 - 223 |
| On Tuesdays | OMA | 0 | 1 | 22.50 | 1 | 1 | 0 | 0 | 0 | 2.0 | 7 | 5 | 5 | 2 | 0 | 2 | 0 | 2 | 4.50 | .538 | 13 | 0 | 0 | 0 | 15 | 62 - 36 |
| On Thursdays | OMA | 0 | 1 | 16.20 | 1 | 1 | 0 | 0 | 0 | 5.0 | 10 | 9 | 9 | 5 | 0 | 1 | 0 | 3 | 2.20 | .435 | 23 | 0 | 0 | 1 | 24 | 85 - 58 |
| On Fridays | OMA | 1 | 0 | 1.80 | 3 | 3 | 0 | 0 | 0 | 15.0 | 8 | 3 | 3 | 1 | 0 | 7 | 0 | 12 | 1.00 | .163 | 49 | 0 | 0 | 2 | 57 | 253 - 154 |
| On Saturdays | OMA | 1 | 0 | 0.60 | 4 | 3 | 0 | 0 | 0 | 15.0 | 7 | 3 | 1 | 0 | 0 | 12 | 0 | 12 | 1.27 | .149 | 47 | 0 | 0 | 3 | 60 | 258 - 141 |
| On Sundays | OMA | 0 | 0 | 5.40 | 1 | 1 | 0 | 0 | 0 | 3.1 | 6 | 2 | 2 | 1 | 0 | 3 | 0 | 6 | 2.70 | .375 | 16 | 0 | 0 | 0 | 19 | 80 - 48 |
| In games following a win | OMA | 1 | 0 | 0.00 | 4 | 3 | 0 | 0 | 0 | 16.0 | 4 | 1 | 0 | 0 | 0 | 10 | 0 | 15 | 0.88 | .082 | 49 | 0 | 0 | 3 | 59 | 259 - 144 |
| In games following a loss | OMA | 1 | 2 | 7.40 | 6 | 6 | 0 | 0 | 0 | 24.1 | 34 | 21 | 20 | 9 | 0 | 15 | 0 | 20 | 2.01 | .343 | 99 | 0 | 0 | 3 | 116 | 479 - 293 |
| Starter | OMA | 1 | 2 | 4.82 | 9 | 9 | 0 | 0 | 0 | 37.1 | 38 | 22 | 20 | 9 | 0 | 24 | 0 | 33 | 1.66 | .271 | 140 | 0 | 0 | 5 | 166 | 709 - 421 |
| Reliever | OMA | 1 | 0 | 0.00 | 1 | 0 | 0 | 0 | 0 | 3.0 | 0 | 0 | 0 | 0 | 0 | 1 | 0 | 2 | 0.33 | .000 | 8 | 0 | 0 | 1 | 9 | 29 - 16 |

Drew Parrish - Opposing Hitting - Stat Splits - 2023 - Regular Season

| Split | Team | AVG | G | AB | R | H | 2B | 3B | HR | RBI | BB | IBB | SO | SB | CS | OBP | SLG | OPS | HBP | SAC | SF | GIDP |
|----------------------|------|-------|----|-----|---|----|----|----|----|-----|----|-----|----|----|----|-------|-------|-------|-----|-----|----|------|
| vs Left | OMA | .200 | 10 | 55 | | 11 | 3 | 0 | 2 | 4 | 7 | 0 | 12 | | | .290 | .364 | .654 | 0 | 0 | 0 | 2 |
| vs Right | OMA | .290 | 10 | 93 | | 27 | 4 | 1 | 7 | 15 | 18 | 0 | 23 | | | .398 | .581 | .979 | 0 | 0 | 2 | 4 |
| Team is ahead | OMA | .275 | 7 | 69 | | 19 | 4 | 0 | 2 | 6 | 13 | 0 | 14 | | | .381 | .420 | .801 | 0 | 0 | 2 | 4 |
| Team is behind | OMA | .333 | 4 | 30 | | 10 | 2 | 0 | 4 | 8 | 3 | 0 | 8 | | | .394 | .800 | 1.194 | 0 | 0 | 0 | 0 |
| Score is tied | OMA | .184 | 7 | 49 | | 9 | 1 | 1 | 3 | 5 | 9 | 0 | 13 | | | .310 | .429 | .739 | 0 | 0 | 0 | 2 |
| Batting First | OMA | .087 | 10 | 23 | | 2 | 1 | 0 | 1 | 1 | 1 | 0 | 6 | | | .125 | .261 | .386 | 0 | 0 | 0 | 1 |
| Batting Second | OMA | .316 | 10 | 19 | | 6 | 0 | 0 | 2 | 2 | 3 | 0 | 1 | | | .409 | .632 | 1.041 | 0 | 0 | 0 | 1 |
| Batting Third | OMA | .421 | 10 | 19 | | 8 | 3 | 1 | 1 | 2 | 2 | 0 | 3 | | | .476 | .842 | 1.318 | 0 | 0 | 0 | 0 |
| Batting Fourth | OMA | .353 | 10 | 17 | | 6 | 1 | 0 | 2 | 6 | 3 | 0 | 4 | | | .450 | .765 | 1.215 | 0 | 0 | 0 | 0 |
| Batting Fifth | OMA | .250 | 10 | 16 | | 4 | 1 | 0 | 1 | 2 | 4 | 0 | 6 | | | .400 | .500 | .900 | 0 | 0 | 0 | 0 |
| Batting Sixth | OMA | .286 | 10 | 14 | | 4 | 1 | 0 | 1 | 4 | 3 | 0 | 2 | | | .368 | .571 | .939 | 0 | 0 | 2 | 3 |
| Batting Seventh | OMA | .176 | 10 | 17 | | 3 | 0 | 0 | 1 | 1 | 0 | 0 | 3 | | | .176 | .353 | .529 | 0 | 0 | 0 | 1 |
| Batting Eighth | OMA | .167 | 10 | 12 | | 2 | 0 | 0 | 0 | 0 | 4 | 0 | 3 | | | .375 | .167 | .542 | 0 | 0 | 0 | 0 |
| Batting Ninth | OMA | .273 | 10 | 11 | | 3 | 0 | 0 | 0 | 1 | 5 | 0 | 7 | | | .500 | .273 | .773 | 0 | 0 | 0 | 0 |
| Leading Off | OMA | .333 | 10 | 36 | | 12 | 2 | 0 | 4 | 4 | 7 | 0 | 10 | | | .442 | .722 | 1.164 | 0 | 0 | 0 | 0 |
| First Inning | OMA | .289 | 9 | 38 | 8 | 11 | 3 | 1 | 4 | 8 | 3 | 0 | 8 | 1 | 0 | .333 | .737 | 1.070 | 0 | 0 | 1 | 0 |
| Second Inning | OMA | .258 | 9 | 31 | 3 | 8 | 0 | 0 | 1 | 2 | 3 | 0 | 14 | 1 | 1 | .314 | .355 | .669 | 0 | 0 | 1 | 3 |
| Third Inning | OMA | .313 | 9 | 32 | 7 | 10 | 3 | 0 | 3 | 7 | 6 | 0 | 5 | 2 | 3 | .421 | .688 | 1.109 | 0 | 0 | 0 | 0 |
| Fourth Inning | OMA | .231 | 8 | 26 | 2 | 6 | 1 | 0 | 0 | 1 | 6 | 0 | 5 | 0 | 0 | .375 | .269 | .644 | 0 | 0 | 0 | 1 |
| Fifth Inning | OMA | .188 | 6 | 16 | 2 | 3 | 0 | 0 | 1 | 1 | 5 | 0 | 2 | 0 | 0 | .381 | .375 | .756 | 0 | 0 | 0 | 1 |
| Sixth Inning | OMA | .000 | 2 | 5 | 0 | 0 | 0 | 0 | 0 | 0 | 2 | 0 | 1 | 0 | 0 | .286 | .000 | .286 | 0 | 0 | 0 | 1 |
| Bases Empty | OMA | .298 | 10 | 84 | | 25 | 3 | 0 | 6 | 6 | 13 | 0 | 15 | | | .392 | .548 | .940 | 0 | 0 | 0 | 0 |
| Runner at 1st | OMA | .219 | 10 | 32 | | 7 | 3 | 1 | 0 | 2 | 5 | 0 | 11 | | | .324 | .375 | .699 | 0 | 0 | 0 | 5 |
| Runner at 2nd | OMA | .571 | 5 | 7 | | 4 | 1 | 0 | 2 | 5 | 2 | 0 | 3 | | | .667 | 1.571 | 2.238 | 0 | 0 | 0 | 0 |
| Runner at 3rd | OMA | .500 | 2 | 2 | | 1 | 0 | 0 | 1 | 2 | 1 | 0 | 0 | | | .667 | 2.000 | 2.667 | 0 | 0 | 0 | 0 |
| Runners at 1st & 2nd | OMA | .077 | 6 | 13 | | 1 | 0 | 0 | 0 | 0 | 0 | 0 | 3 | | | .077 | .077 | .154 | 0 | 0 | 0 | 0 |
| Runners at 1st & 3rd | OMA | .000 | 6 | 4 | | 0 | 0 | 0 | 0 | 1 | 2 | 0 | 1 | | | .286 | .000 | .286 | 0 | 0 | 1 | 0 |
| Runners at 2nd & 3rd | OMA | .000 | 3 | 3 | | 0 | 0 | 0 | 0 | 1 | 1 | 0 | 1 | | | .250 | .000 | .250 | 0 | 0 | 0 | 0 |
| Bases Loaded | OMA | .000 | 4 | 3 | | 0 | 0 | 0 | 0 | 2 | 1 | 0 | 1 | | | .200 | .000 | .200 | 0 | 0 | 1 | 1 |
| Runners On | OMA | .203 | 10 | 64 | | 13 | 4 | 1 | 3 | 13 | 12 | 0 | 20 | | | .321 | .438 | .759 | 0 | 0 | 2 | 6 |
| Scoring Position | OMA | .188 | 9 | 32 | | 6 | 1 | 0 | 3 | 11 | 7 | 0 | 9 | | | .317 | .500 | .817 | 0 | 0 | 2 | 1 |
| No Outs | OMA | .355 | 10 | 62 | | 22 | 5 | 0 | 4 | 8 | 11 | 0 | 17 | | | .446 | .629 | 1.075 | 0 | 0 | 1 | 2 |
| One Out | OMA | .288 | 10 | 52 | | 15 | 2 | 1 | 5 | 11 | 9 | 0 | 8 | | | .387 | .654 | 1.041 | 0 | 0 | 1 | 4 |
| Two Outs | OMA | .029 | 10 | 34 | | 1 | 0 | 0 | 0 | 0 | 5 | 0 | 10 | | | .154 | .029 | .183 | 0 | 0 | 0 | 0 |
| Ahead in Count | OMA | .319 | 10 | 47 | | 15 | 2 | 1 | 2 | 5 | 0 | 0 | 16 | | | .313 | .532 | .845 | 0 | 0 | 1 | 3 |
| Behind in Count | OMA | .146 | 10 | 48 | | 7 | 1 | 0 | 4 | 9 | 25 | 0 | 8 | | | .432 | .417 | .849 | 0 | 0 | 1 | 1 |
| 0-0 Count | OMA | .444 | 10 | 18 | | 8 | 0 | 0 | 2 | 2 | 0 | 0 | 0 | | | .444 | .778 | 1.222 | 0 | 0 | 0 | 1 |
| 0-1 Count | OMA | .375 | 10 | 8 | | 3 | 1 | 0 | 0 | 1 | 0 | 0 | 0 | | | .333 | .500 | .833 | 0 | 0 | 1 | 2 |
| 0-2 Count | OMA | .400 | 10 | 10 | | 4 | 0 | 0 | 2 | 3 | 0 | 0 | 3 | | | .400 | 1.000 | 1.400 | 0 | 0 | 0 | 0 |
| 1-0 Count | OMA | .300 | 10 | 10 | | 3 | 1 | 0 | 2 | 4 | 0 | 0 | 0 | | | .300 | 1.000 | 1.300 | 0 | 0 | 0 | 1 |
| 1-1 Count | OMA | .250 | 10 | 12 | | 3 | 3 | 0 | 0 | 0 | 0 | 0 | 0 | | | .250 | .500 | .750 | 0 | 0 | 0 | 1 |
| 1-2 Count | OMA | .276 | 10 | 29 | | 8 | 1 | 1 | 0 | 1 | 0 | 0 | 13 | | | .276 | .379 | .655 | 0 | 0 | 0 | 1 |
| 2-0 Count | OMA | .000 | 10 | 6 | | 0 | 0 | 0 | 0 | 0 | 0 | 0 | 0 | | | .000 | .000 | .000 | 0 | 0 | 0 | 0 |
| 2-1 Count | OMA | .222 | 10 | 9 | | 2 | 0 | 0 | 1 | 2 | 0 | 0 | 0 | | | .222 | .556 | .778 | 0 | 0 | 0 | 0 |
| 2-2 Count | OMA | .217 | 10 | 23 | | 5 | 1 | 0 | 1 | 3 | 0 | 0 | 11 | | | .217 | .391 | .608 | 0 | 0 | 0 | 0 |
| 3-0 Count | OMA | 1.000 | 8 | 1 | | 1 | 0 | 0 | 1 | 1 | 2 | 0 | 0 | | | 1.000 | 4.000 | 5.000 | 0 | 0 | 0 | 0 |
| 3-1 Count | OMA | .333 | 10 | 3 | | 1 | 0 | 0 | 0 | 1 | 12 | 0 | 0 | | | .867 | .333 | 1.200 | 0 | 0 | 0 | 0 |
| 3-2 Count | OMA | .000 | 9 | 19 | | 0 | 0 | 0 | 0 | 1 | 11 | 0 | 8 | | | .355 | .000 | .355 | 0 | 0 | 1 | 0 |
| Pitcher | OMA | .257 | 10 | 148 | | 38 | 7 | 1 | 9 | 19 | 25 | 0 | 35 | | | .360 | .500 | .860 | 0 | 0 | 2 | 6 |



#53 DREW PARRISH

LEFT-HANDED PITCHER

BORN: December 8, 1997 in Cape Canaveral, Florida (Age 25)

HOMETOWN: Rockledge, Florida

RESIDES: Tallahassee, Florida

HEIGHT/WEIGHT: 5'11" / 200 LBS

DRAFTED: 2019 MLB Draft – Round 8 (229TH Overall)**COLLEGE:** Florida State University (Tallahassee, Florida)

HIGH SCHOOL: Rockledge High School (Rockledge, Florida)

SEASON WITH STORM CHASERS: 2nd Season

SCOUTING REPORT (SNK, CH, CB)

SINKER: Sits 88-91, averages 89.4 MPH & 2,061 RPM ... Last outing: 48% usage (39/82 pitches), Season usage: 52%, 14/35 strikeouts (40%)
CHANGEUP: Sits 79-81, averages 80.0 MPH & 1,514 RPM ... Last outing: 26% usage (21/82 pitches), Season usage: 33%, 17/35 strikeouts (49%)
CURVEBALL: Sits 70-74, averages 72.2 MPH & 2,330 RPM ... Last outing: 27% usage (22/82 pitches), Season usage: 14%, 4/35 strikeouts (11%)

LAST OUTING: FRIDAY, MAY 26 @ ST. PAUL

Made his second consecutive scoreless start and earned his first win as a starting pitcher, his second win overall this year ... did not allow a runner past second base and all three hits he allowed were singles ... got double plays to end the 2nd, 3rd and 4th innings ... walked four batters, his third straight start with at least 3 walks issued, only struck out one.

2023 SEASON (3-5 IN GAMES PARRISH STARTS)

- In April, pitched in 5 games (4 starts), with a 1.71 ERA (4 ER in 21.0 IP) with 10 BB and 20 K with a .157 opponents' average. In May, pitched in 5 games (5 starts), with a 7.45 ERA (16 ER in 19.1 IP) with 15 BB and 15 K with a .346 opponents' average. *Last two starts have been combined – combined for 9.0 shutout innings with 4 hits, 9 walks and 4 strikeouts.*
- 4/1 at Indianapolis:** Made his season debut in relief behind Austin Cox, threw 3.0 hitless and scoreless inning and earned the win.
- 4/28 at Nashville:** Threw his first quality start of the season, pitched 6.0 shutout innings and held the Sounds to one hit, a leadoff double in the 1st ... retired his next 12, then walked batters to lead off the 5th and 6th innings, but neither got past 1st base.
- 5/4 vs. Louisville:** Set career highs/worst in hits (10), runs (9) and home runs (5) allowed ... surrendered 4 runs in the 1st on 4 straight hits with one out, including back-to-back homers, 4 more runs in the 3rd on a pair of two-run homers ... allowed 1 more run in the 5th on his 5th home run of the day ... pitched scoreless 2nd and 4th innings.
- Pitched twice in series @ Scranton (5/9 & 5/14), combined to allow 7 ER in 5.1 IP on 13 H and 5 BB, took a loss in the series opener and faced five batters in the third but could not get out, tied a season high with 6 strikeouts in the series finale.**

CAREER NOTES

2022

- ✍ Split the season between NW Kansas (AA) and Omaha (AAA), making 27 appearances (25 starts) with a 7-11 record and 4.13 ERA (59 ER in 128.2 IP) ... opened the season in Double-A and named the Nationals' pitcher of the Year by Kansas City.
- ✍ Started Opening Day for the Nationals and made 10 starts, going 4-3 with a 2.13 ERA (13 ER in 55.0 IP), while striking out 48 and walking just 14 (3.43 K/BB) ... despite an early June promotion, ranked 2nd on the NWA staff with four quality starts.
- ✍ Named the Texas League's Pitcher of the Month in May, starting five games with a 3-1 record and 0.59 ERA (2 ER in 30.2 IP), only allowing 15 hits and four walks ... struck out 29 opposing hitters and led te league with 30.2 IP, with league's lowest ERA and WHIP (0.62) among qualifiers and a .144 opponents' average ... did not allow an earned run over four starts (25.2 IP) from 5/7 to 5/26.
- ✍ Earned back-to-back Texas League Pitcher of the Week honors in May, throwing consecutive 7.0-inning scoreless starts on May 7 @ Springfield (STL) and May 13 vs. Wichita (MIN).
- ✍ Despite throwing just 55.0 innings for the Nationals (9th among the team's pitchers), ended the year having throwing the most 1-2-3 innings, 28 times requiring the opposing team in order in an inning, over half of the innings he pitched for the Nationals.
- ✍ After throwing 3.0 innings in his Opening Day Start on April 8 @ Springfield, threw nine straight starts of at least 5.0 innings, before earning a promotion to Triple-A Omaha on June 3, where he has pitched in 17 games with the Storm Chasers to end the season.
- ✍ Made his Triple-A debut June 8 vs. Lehigh Valley (PHI), struck out seven over 4.3 innings but took the loss, the most strikeouts he had in a Triple-A game all season.
- ✍ Took a no-hit bid into the 6th inning on August 6 vs. St. Paul (MIN), allowing just two walks and a hit batter over his first five innings against the Saints before surrendering a pair of solo homers in the sixth.
- ✍ Fired three quality starts with the Storm Chasers, including back-to-back starts on August 12 @ Toledo (DET) and August 18 @ Louisville (CIN) with the outing in Toledo being his only scoreless start of the year at the Triple-A level.

2021

- ✦ Split the season between Quad Cities (A+) and NW Arkansas (AA), with a break in between to pitch for Team USA at the 2021 WBSC Olympic Baseball Qualifiers.
- ✦ Broke camp in High-A+ with the River Bandits and did not allow a run across 15.2 innings, pitching in four games (one start), while striking out 23 (41.1 K%) and walking just three (7.67 K/BB)... joined the Naturals on June 6 and remained at Double-A through the end of the season ... went 5-4 across 18 games (17 starts) with a 3.36 ERA (31 ER in 83.0 IP) and 95 strikeouts.
- ✦ Among qualified Minor League pitchers (min. 96.0 IP), ranked 14th in WHIP, 14th in opponents' average (.198) and 16th in ERA (.283).
- ✦ Combined between High-A+ and Double-A, 98.2 innings pitched ranked 4th among Royals Minor League pitchers, while 118 strikeouts ranked 5th ... among Royals farmhands with at least 70.0 innings pitched, he ranked 1st in ERA (.283) and WHIP (.99) and 2nd in opponents' average (.194) behind Quad Cities' Will Klein (.171).
- ✦ Named the Double-A Central Pitcher of the Month in August, pitching in five games (four starts), with a 2-0 record and 1.13 ERA (3 ER in 24.0 IP) ... struck out 27 with a 0.88 WHIP (13 H, 8 BB) and .163 opponents' batting average ... named the league's Pitcher of the Week after his start on August 27 against Springfield (3-1), a 7-inning complete game shutout in the first game of a doubleheader. Didn't allow a home run in 8-game (7 start) stretch from 7/28 to 9/7 ... 40.2 innings from 7/22 to 9/12 between homers allowed.
- ✦ Member of Team USA at the 2021 WBSC (World Baseball Softball Confederation) Olympic Baseball Qualifiers from May 30 to June 5 ... pitched in one game for the United States, helping the team qualify for the Tokyo Olympics by earning the win after pitching two scoreless innings out of the bullpen with two strikeouts on June 4 in a 10-1 victory over Canada.

2019

- ✦ Pitched in nine games (four starts) for the Burlington Royals (R), going 3-0 with a 2.52 ERA (7 ER in 25.0 IP), striking out 39 (14.04 K/9) while walking just four (9.75 K/BB) in his professional debut.
- ✦ Did not appear in a postseason game with Burlington, who made it to the Appalachian League finals, but lost to the Johnson City Cardinals (STL) in a best-of-three series ... went back to Florida State to finish his degree in the fall semester.

COLLEGE: FLORIDA STATE (2017-19)

- Attended** Florida State University, making two trips to the College World Series (2017, 2019) with the Seminoles.
JUNIOR (2019): Went 8-5 with 112 strikeouts in 81.2 innings (21.3 K/9) across 17 outings (16 starts) as the Moles Friday night starter throughout the season...bookended the season with a pair of memorable performances; was part of a combined no-hitter on Opening Day against Maine (2/15), pitching five scoreless innings at the start in FSU's 10-0 no-in school history...ended his career with eight scoreless innings against 5 Arkansas in the opening game of the College World Series; FSU's first victory in the CWS opener since 1999.
SOPHOMORE (2018): Named All-ACC first team as a sophomore, had 2,552 ERA, 128 strikeouts and held opponents to a .186 average...pitched complete games in his final two appearances of the year, against NC State in the ACC Tournament (5/25) and Mississippi State in the NCAA Tournament (6/2).

SEASON / CAREER HIGHS

| SEASON | | CAREER | |
|-------------------------------|--------|---------------------|--------------------------------------|
| 4/28/2023 @ Nashville | 6.0 | INNINGS PITCHED | 7.0 (4x) Last: 5/13/2022 vs. Wichita |
| 5/4/2023 vs. Louisville | 10 | HITS ALLOWED | 10 5/4/2023 vs. Louisville |
| 5/4/2023 vs. Louisville | 9 | RUNS ALLOWED | 9 5/4/2023 vs. Louisville |
| 5/4/2023 vs. Louisville | 9 | EARNED RUNS ALLOWED | 9 5/4/2023 vs. Louisville |
| 5/4/2023 vs. Louisville | 5 | HOME RUNS ALLOWED | 5 5/4/2023 vs. Louisville |
| 5/20/2023 vs. Toledo | 5 | WALKS ALLOWED | 6 6/22/2022 vs. Columbus |
| Last: 5/14/2023 @ Scranton/WB | 6 (2x) | STRIKEOUTS | 9 (3x) Last: 5/13/2022 vs. Wichita |
| 5/4/2023 vs. Louisville | 24 | BATTERS FACED | 25 (2x) Last: 8/18/2022 @ Louisville |
| 4/28/2023 @ Nashville | 90 | PITCHES THROWN | 100 (2x) Last: 7/8/2022 vs. Toledo |
| 5/14/2023 to 5/26/2023 | 9.1 IP | SCORELESS STREAK | 22.0 IP 8/18/2019 to 6/10/2021 |

2023 RUN SUPPORT (OMAHA STARTS ONLY)

| RUNS SCORED | 0 | 1 | 2 | 3 | 4 | 5 | 6 | 7 | 8 | 9 | 10+ |
|-------------|-----|---|-----|-----|---|-----|-----|---|---|---|-----|
| GAMES | 1 | | 2 | 3 | | 1 | 2 | | | | |
| PLAYER W-L | 0-0 | | 0-1 | 0-0 | | 1-0 | 0-1 | | | | |
| Team W-L | 0-1 | | 0-2 | 1-2 | | 1-0 | 1-1 | | | | |

2023 GAME-BY-GAME

OMAHA STORM CHASERS, AAA

| DATE | OPPONENT | RES | LEFT GAME | DEC | IP | H | R | ER | HR | HB | BB | SO | BF | NP-S |
|-------|-----------------|----------|--------------------------|-----|-----|----|---|----|----|----|----|----|----|-------|
| 4/1 * | @ Indianapolis | W 12-1 | Middle 7th, winning 10-0 | W | 3.0 | 0 | 0 | 0 | 0 | 0 | 1 | 2 | 9 | 29-16 |
| 4/8 | vs. Toledo | W, 13-8 | End 3rd, winning 6-1 | - | 3.0 | 2 | 1 | 0 | 0 | 0 | 2 | 5 | 14 | 66-38 |
| 4/14 | @ Iowa | W, 11-8 | Bottom 5th, winning 3-2 | - | 4.0 | 4 | 3 | 3 | 1 | 0 | 1 | 6 | 18 | 81-51 |
| 4/22 | vs. Gwinnett | L, 5-2 | End 5th, tied 2-2 | - | 5.0 | 4 | 2 | 1 | 0 | 0 | 4 | 2 | 21 | 89-53 |
| 4/28 | @ Nashville (Q) | L, 4-3 | Middle 7th, leading 3-0 | - | 6.0 | 1 | 0 | 0 | 0 | 0 | 2 | 5 | 20 | 90-56 |
| 5/4 | vs. Louisville | L, 12-10 | End 5th, losing 9-6 | L | 5.0 | 10 | 9 | 9 | 5 | 0 | 1 | 3 | 24 | 85-58 |
| 5/9 | @ Scranton/WB | L, 14-2 | Bottom 3rd, losing 5-2 | L | 2.0 | 7 | 5 | 5 | 2 | 0 | 2 | 2 | 15 | 62-36 |
| 5/14 | @ Scranton/WB | W, 6-3 | Bottom 4th, winning 3-2 | - | 3.1 | 6 | 2 | 2 | 1 | 0 | 3 | 6 | 19 | 80-48 |
| 5/20 | vs. Toledo | L, 4-1 | End 4th, tied 0-0 | - | 4.0 | 1 | 0 | 0 | 0 | 0 | 5 | 3 | 16 | 74-34 |
| 5/26 | @ St. Paul | W, 6-4 | Middle 6th, winning 5-0 | W | 5.0 | 3 | 0 | 0 | 0 | 0 | 4 | 1 | 19 | 82-47 |

* Indicates Relief Appearance

(Q) Indicates Quality Start

2023 BATTED BALL STATISTICS

| BABIP | GB/FB | LD% | GB% | FB% | IFFB% | HR/FB | Pull% | Cent% | Oppo% | SwStr% |
|-------|-------|-------|-------|-------|-------|-------|-------|-------|-------|--------|
| .283 | 0.92 | 24.2% | 36.4% | 39.4% | 17.9% | 23.1% | 44.6% | 24.8% | 30.7% | 12.7% |

VS. MEMPHIS IN 2023

| W | L | ERA | G | GS | CG | SHO | GF | HLD | SV | SVO | IP | H | R | ER | HR | HB | BB | IBB | SO | WHIP | AVG |
|---|---|-----|---|----|----|-----|----|-----|----|-----|----|---|---|----|----|----|----|-----|----|------|-----|
|---|---|-----|---|----|----|-----|----|-----|----|-----|----|---|---|----|----|----|----|-----|----|------|-----|

VS. MEMPHIS HITTERS IN 2023

[illegible]

CAREER PITCHING

| SEASON TEAM | | W | L | ERA | G | GS | CG | SHO | SV | SVO | IP | H | R | ER | HR | HB | BB | IBB | SO | WHIP | AVG | AB | WP | BK | GIDP | TBF | NP-S |
|---------------------------------|------------------|---------------------------------------|----|------|----|----|----|-----|----|-----|-------|-----|-----|-----|----|----|-----|-----|-----|------|------|------|----|----|------|------|-------------|
| 2019 | Burlington (R) | 3 | 0 | 2.52 | 9 | 4 | 0 | 0 | 0 | 0 | 25.0 | 19 | 7 | 7 | 4 | 0 | 4 | 0 | 39 | 0.92 | .211 | 90 | 0 | 0 | 1 | 95 | 352 - 249 |
| 2020 | | Did not Play (No Minor League Season) | | | | | | | | | | | | | | | | | | | | | | | | | |
| 2021 | Quad Cities (A+) | 1 | 0 | 0.00 | 4 | 1 | 0 | 0 | 1 | 1 | 15.2 | 5 | 0 | 0 | 0 | 0 | 3 | 0 | 23 | 0.51 | .096 | 52 | 0 | 0 | 0 | 56 | 213 - 145 |
| | NW Arkansas (AA) | 5 | 4 | 3.36 | 18 | 17 | 1 | 1 | 0 | 0 | 83.0 | 65 | 34 | 31 | 8 | 4 | 25 | 0 | 95 | 1.08 | .215 | 302 | 5 | 0 | 6 | 336 | 1338 - 893 |
| 2022 | NW Arkansas (AA) | 4 | 3 | 2.13 | 10 | 10 | 0 | 0 | 0 | 0 | 55.0 | 31 | 16 | 13 | 5 | 5 | 14 | 0 | 48 | 0.82 | .160 | 194 | 4 | 0 | 1 | 215 | 863 - 568 |
| | Omaha (AAA) | 3 | 8 | 5.62 | 17 | 15 | 0 | 0 | 0 | 0 | 73.2 | 69 | 54 | 46 | 15 | 3 | 44 | 0 | 51 | 1.53 | .247 | 279 | 2 | 0 | 6 | 330 | 1372 - 841 |
| 2023 | Omaha (AAA) | 2 | 2 | 4.46 | 10 | 9 | 0 | 0 | 0 | 0 | 40.1 | 38 | 22 | 20 | 9 | 0 | 25 | 0 | 35 | 1.56 | .257 | 148 | 0 | 0 | 6 | 175 | 738 - 437 |
| MINOR LEAGUE TOTALS (4 Seasons) | | 18 | 17 | 3.60 | 68 | 56 | 1 | 1 | 1 | 1 | 292.2 | 227 | 133 | 117 | 41 | 12 | 115 | 0 | 291 | 1.17 | .213 | 1065 | 11 | 0 | 20 | 1207 | 4876 - 3133 |



| PLAYER | QUICK NOTES | CAREER HIGHS |
|---|---|---|
| <div>50</div> <div>MAX CASTILLO</div> <div>RHP • R/R • 6'2" • 285 lbs • 5/4/1999 (23)</div> <div>Traded from Toronto — 8/2/2022</div> <div>Born/Resides: Caracas, Venezuela</div> | <div>Ranked by <i>Baseball America</i> as the No. 18 Royals prospect</div> <div>2023: Appeared in 4 Cactus League games for the Royals and went 2-0 with a 11.12 ERA (7 ER in 5.2 IP) and 7 K ... opened the season with Omaha and went 0-5 with a 6.66 ERA cross 5 starts, was recalled by KC on 5/7 and pitched in 3 games, allowed 3 ER in 9.0 IP (2.89 ERA), optioned to OMA on 5/16.</div> <div>2022: Began the 2022 season in the Blue Jays organization and made 20 appearances (11 in MLB and 9 in MLB) before being traded to Kansas City on 8/2 with Samad Taylor in exchange for Whit Merrifield ... had three stints with the Royals ... in three stints with Omaha, pitched 7 games (6 starts) with 22 strikeouts in 21.1 innings.</div> <div>2021: Spent the entire season with New Hampshire (AA), appearing in 21 games (20 starts) while going 11-4 with a 4.85 ERA (55 ER in 102.0 IP) and 89 strikeouts.</div> <div>4SFB (90-92), CH, SL CONSECUTIVE BATTERS RETIRED: 6 (5/28) SCORELESS STREAK: 3.2 IP (5/28)</div> | <div>IP 7.0 (3x) Last: 5/20/22 vs. Syracuse</div> <div>K 9 5/30/18 vs. Lake County</div> <div>BB 4 (6x) Last: 9/25/22 vs. SEATTLE</div> <div>H 10 (2x) Last: 8/7/21 vs. Hartford</div> <div>ER 8 (2x) Last: 6/10/18 @ Fort Wayne</div> <div>NP 97 7/30/18 @ Dayton</div> <div>IP 3.0 8/31/19 vs. Lansing</div> <div>K 4 (4x) Last: 9/12/21 @ St. Paul</div> <div>BB 4 4/10/23 @ TEXAS</div> <div>H 5 7/4/21 @ Springfield</div> <div>ER 6 4/10/23 @ TEXAS</div> <div>NP 38 8/22/18 @ Great Lakes</div> <div>IP 8.0 6/14/19 @ Columbia</div> <div>K 10 7/23/19 vs. Potomac</div> <div>BB 5 (2x) Last: 5/7/22 vs. Columbus</div> <div>H 10 6/29/22 @ St. Paul</div> <div>ER 5 (6x) Last: 8/2/22 vs. St. Paul</div> <div>NP 119 6/14/19 @ Columbia</div> <div>IP 3.0 (4x) Last: 5/16/21 vs. Cedar Rapids</div> <div>K 6 5/16/21 vs. Cedar Rapids</div> <div>BB 4 (2x) Last: 4/8/22 @ Springfield</div> <div>H 5 8/24/22 vs. Springfield</div> <div>ER 4 8/24/22 vs. Springfield</div> <div>NP 50 8/24/22 vs. Springfield</div> |
| <div>57</div> <div>DYLAN COLEMAN</div> <div>RHP • R/R • 6'5" • 235 lbs • 9/16/1996 (26)</div> <div>Traded from San Diego — 11/5/2020</div> <div>Born: Potosi, Missouri • Resides: Mineral Point, Missouri</div> | <div>2023: Made his second consecutive Opening Day Roster with the Royals, allowed 10 ER in 5.0 IP (18.00 ERA) in 5 games with 7 H, 7 BB & 5 K ... has allowed 3 ER in 12.0 IP (2.25 ERA) with Omaha ... optioned to Omaha on 4/14, appeared in his first game 5/2 vs. LOU ... 23 of 36 outs he's recorded with Omaha this year are strikeouts (11 on 4SFB & 13 on Sweeper) 17.47 K/9 (22 K in 11.1 IP) ranks 2nd in the organization among Royals minor league as mins (min 10.0 IP).</div> <div>2022: Spent nearly the entire season in Kansas City, pitching in 68 games for the Royals with a 5-2 record and 2.78 (2.78 ERA in 68.0 IP) and 71 strikeouts ... 2nd-most appearances among rookie relievers, 8th in ERA, and 9th in strikeouts ... did not allow a HR over the final 26.0 innings of the season ... pitched 1 game for Omaha on May 24.</div> <div>2021: Opened the season in NW Arkansas (AA) and assigned to Omaha on 7/8 ... earned his first MLB call-up on 9/20 and pitched in 5 games for Kansas City with 7 K in 6.1 IP.</div> <div>4SFB (95-97), SW, SL CONSECUTIVE BATTERS RETIRED: 1 (5/30) SCORELESS STREAK: 2.0 IP (5/26 to 5/30)</div> | <div>IP 8.0 8/31/19 vs. Lansing</div> <div>K 4 (4x) Last: 9/12/21 @ St. Paul</div> <div>BB 4 4/10/23 @ TEXAS</div> <div>H 5 7/4/21 @ Springfield</div> <div>ER 6 4/10/23 @ TEXAS</div> <div>NP 38 8/22/18 @ Great Lakes</div> <div>IP 8.0 6/14/19 @ Columbia</div> <div>K 10 7/23/19 vs. Potomac</div> <div>BB 5 (2x) Last: 5/7/22 vs. Columbus</div> <div>H 10 6/29/22 @ St. Paul</div> <div>ER 5 (6x) Last: 8/2/22 vs. St. Paul</div> <div>NP 119 6/14/19 @ Columbia</div> <div>IP 3.0 (4x) Last: 5/16/21 vs. Cedar Rapids</div> <div>K 6 5/16/21 vs. Cedar Rapids</div> <div>BB 4 (2x) Last: 4/8/22 @ Springfield</div> <div>H 5 8/24/22 vs. Springfield</div> <div>ER 4 8/24/22 vs. Springfield</div> <div>NP 50 8/24/22 vs. Springfield</div> |
| <div>31</div> <div>AUSTIN COX</div> <div>LHP • L/L • 6'4" • 235 lbs • 3/28/1997 (26)</div> <div>2018 MLB Draft — Round 5 (Mercer)</div> <div>Born: Macon, Georgia • Resides: Kansas City, Missouri</div> | <div>2023: As a non-roster invitee, appeared in 4 Cactus League games for the Royals and went 0-1 with a 2.08 ERA (1 ER in 4.1 IP) and 8 K ... 2 of 4 starts were scoreless (4/1 @ IND and 4/27 @ NYY) ... contract selected by Kansas City on 5/3, threw 2.0 scoreless innings in MLB Debut vs. BAL 5/4, optioned 5/5.</div> <div>2022: Spent the entire season with Omaha and made 29 appearances (24 starts) for the Storm Chasers, going 7-7 with his 1st career save ... maintained a 4.21 ERA (69 ER in 147.1 IP) with a career-high 105 strikeouts ... 147.1 IP ranked 1st among all Royals farmhands, while 24 starts ranked 4th, 7 W ranked tied 4th and 105 K was 6th.</div> <div>2021: Joined NW Arkansas (AA) at the end of May, made his 2021 debut 5/26 and remained with the Nationals through the end of the postseason, made 15 Double-A starts.</div> <div>4SFB (90-92), CH, CB, CUT, SL CONSECUTIVE BATTERS RETIRED: 0 SCORELESS STREAK: 0.1 IP (5/31)</div> | <div>IP 8.0 8/31/19 vs. Lansing</div> <div>K 4 (4x) Last: 9/12/21 @ St. Paul</div> <div>BB 4 4/10/23 @ TEXAS</div> <div>H 5 7/4/21 @ Springfield</div> <div>ER 6 4/10/23 @ TEXAS</div> <div>NP 38 8/22/18 @ Great Lakes</div> <div>IP 8.0 6/14/19 @ Columbia</div> <div>K 10 7/23/19 vs. Potomac</div> <div>BB 5 (2x) Last: 5/7/22 vs. Columbus</div> <div>H 10 6/29/22 @ St. Paul</div> <div>ER 5 (6x) Last: 8/2/22 vs. St. Paul</div> <div>NP 119 6/14/19 @ Columbia</div> <div>IP 3.0 (4x) Last: 5/16/21 vs. Cedar Rapids</div> <div>K 6 5/16/21 vs. Cedar Rapids</div> <div>BB 4 (2x) Last: 4/8/22 @ Springfield</div> <div>H 5 8/24/22 vs. Springfield</div> <div>ER 4 8/24/22 vs. Springfield</div> <div>NP 50 8/24/22 vs. Springfield</div> |
| <div>55</div> <div>JONAH DIPOTO</div> <div>RHP • R/R • 6'1" • 225 lbs • 9/3/1996 (26)</div> <div>2019 MLB Draft — Round 35 (UC San Diego)</div> <div>Born: Queens, N.Y. • Resides: San Diego, Calif.</div> | <div>2023: For the 2nd straight year, made his spring debut with a scoreless Cactus League inning against his dad's Seattle Mariners, on 2/26 ... opened the regular season with NW Arkansas (AA) and pitched 10.1 scoreless innings with 1 ER and 13 K across 7 relief outings ... assigned to Omaha (AAA) on 5/3, made his Triple-A debut 5/4, struck out 2 and allowed 2 unearned runs ... has not allowed an earned run in 5 of 8 outings.</div> <div>2022: Pitched a scoreless Cactus League inning with a strikeout on 3/29 against his dad's Seattle Mariners ... spent the entire season with NW Arkansas (AA) and led the Nationals with 42 games pitched (11.87 K/9) ranked second among Royals minor leaguers (min. 60.0 IP) ... 212 opponents' batting average and 28.1% K% ranked 3rd.</div> <div>MISC: Full name is <i>Jonah Seaver Dipoto</i>, after Tom Seaver ... father Jerry Dipoto is currently the President of Baseball Operations for the Seattle Mariners, formerly their GM.</div> <div>SNK (92-94), SL, CB CONSECUTIVE BATTERS RETIRED: 1 (5/31) SCORELESS STREAK: 0.1 IP (5/31)</div> | <div>IP 7.0 (4x) Last: 4/19/23 vs. Gwinnett</div> <div>K 12 6/25/19 vs. Columbia</div> <div>BB 6 (2x) Last: 5/25/22 @ ARIZONA</div> <div>H 11 5/21/23 vs. Toledo</div> <div>ER 11 4/13/23 @ Iowa</div> <div>NP 108 9/3/22 @ DETROIT</div> <div>IP 3.1 8/1/18 vs. Aberdeen</div> <div>K 6 8/8/18 vs. Lowell</div> <div>BB 5 9/12/21 vs. Rochester</div> <div>H 5 7/2/18 vs. Brooklyn</div> <div>ER 5 (2x) Last: 9/6/21 vs. TORONTO</div> <div>NP 53 8/8/18 vs. Lowell</div> <div>IP 1.7 7/7/22 vs. Toledo</div> <div>K 12 (2x) Last: 8/1/18 @ Pulaski</div> <div>BB 6 5/10/22 vs. Wichita</div> <div>H 10 7/13/21 @ Indianapolis</div> <div>ER 8 (3x) Last: 9/11/22 vs. Indianapolis</div> <div>NP 104 7/30/19 vs. Fayetteville</div> <div>IP 17.0 8/28/19 vs. Lakeland</div> <div>K 10 8/13/21 vs. Akron</div> <div>BB 6 6/9/21 vs. Hartford</div> <div>H 8 (2x) Last: 4/27/22 @ New Hampshire</div> <div>ER 6 (2x) Last: 4/27/22 @ New Hampshire</div> <div>NP 98 6/15/22 vs. Portland</div> <div>IP 9.0 (2x) Last: 5/26/18 vs. ARIZONA</div> <div>K 9 (4x) Last: 5/12/22 vs. St. Paul</div> <div>BB 5 (4x) Last: 6/9/22 vs. Lehigh Valley</div> <div>H 12 6/13/15 @ Lake Elsinore</div> <div>ER 8 (3x) Last: 9/20/22 vs. Iowa</div> <div>NP 118 9/15/17 @ PHILADELPHIA</div> <div>IP 5.0 6/23/19 vs. Greenville</div> <div>K 6 7/16/19 @ Rome</div> <div>BB 3 (2x) Last: 6/13/21 @ Frisco</div> <div>H 5 (5x) Last: 4/8/23 vs. Toledo</div> <div>ER 8 9/11/21 @ St. Paul</div> <div>NP 60 6/23/19 vs. Greenville</div> <div>IP 7.0 (4x) Last: 5/13/22 vs. Wichita</div> <div>K 9 (3x) Last: 5/13/22 vs. Wichita</div> <div>BB 6 6/22/22 vs. Columbus</div> <div>H 10 5/4/23 vs. Louisville</div> <div>ER 9 5/4/23 vs. Louisville</div> <div>NP 100 (2x) Last: 7/8/22 vs. Toledo</div> <div>IP 3.2 7/16/21 @ Myrtle Beach</div> <div>K 5 (2x) Last: 4/15/22 vs. Cedar Rapids</div> <div>BB 4 (3x) 8/17/22 vs. San Antonio</div> <div>H 5 (4x) Last: 8/13/22 @ Arkansas</div> <div>ER 6 8/17/22 vs. San Antonio</div> <div>NP 58 6/22/22 vs. Springfield</div> <div>IP 3.0 (5x) Last: 6/18/21 @ Wichita</div> <div>K 5 (4x) Last: 8/20/21 @ Springfield</div> <div>BB 3 (3x) Last: 7/22/22 @ Indianapolis</div> <div>H 5 (3x) Last: 8/12/21 @ Tulsa</div> <div>ER 4 8/12/21 @ Tulsa</div> <div>NP 55 8/20/21 @ Springfield</div> <div>IP 6.0 4/8/18 vs. Charleston</div> <div>K 5 (2x) Last: 6/30/21 @ Springfield</div> <div>BB 3 (3x) Last: 5/30/23 vs. Memphis</div> <div>H 11 9/2/18 @ Greenville</div> <div>ER 7 5/14/21 @ Columbus</div> <div>NP 90 4/13/18 @ Augusta</div> <div>IP 7.0 6/9/22 @ Tulsa</div> <div>K 10 (3x) Last: 7/23/22 vs. Springfield</div> <div>BB 5 (3x) Last: 8/25/22 vs. Springfield</div> <div>H 12 7/29/19 vs. Missoula</div> <div>ER 8 (2x) Last: 7/22/22 @ Amarillo</div> <div>NP 99 (2x) Last: 8/31/22 @ Tulsa</div> |
| <div>60</div> <div>JONATHAN HEASLEY</div> <div>RHP • R/R • 6'3" • 235 lbs • 1/27/1997 (26)</div> <div>2018 MLB Draft — Round 13 (Oklahoma State)</div> <div>Born: Plano, Texas • Resides: Dallas, Texas</div> | <div>2023: Appeared in 4 Cactus League games for the Royals (2 starts) and went 0-1 with a 17.36 ERA (18 ER in 9.1 IP) and 7 K ... 2 of first 4 starts were quality starts, 4/7 vs. TOL and 4/19 vs. GWN ... called up 5/5 and threw 2.2 IP on 5/5 vs. OAK with 4 H & 2 ER, optioned back Omaha on 5/7.</div> <div>2022: Split the season between KC and Omaha, making 21 starts over four stints with the Royals, plus nine starts with the Chasers ... 21 MLB starts ranked 7th among Major League rookies ... opened the year in Triple-A, made six starts before his first call-up to KC on 5/12 ... across all nine outings with Omaha, struck out 45 in 39.1 innings (10.3 K/9).</div> <div>2021: Named Kansas City's Double-A Pitcher of the Year with NW Arkansas (AA) and spent much of the season with the Nationals before making his MLB debut with Kansas City on 9/17 and finishing the year with the Royals ... in 22 appearances (21 starts) with NWA, went 7-3 with a 3.33 ERA (39 ER in 105.1 IP) and 120 strikeouts (10.3 K/9).</div> <div>4SFB (92-94), CB, SL, CH, SNK CONSECUTIVE BATTERS RETIRED: 6 (6/1) SCORELESS STREAK: 2.0 IP (6/1)</div> | <div>IP 7.0 (4x) Last: 4/19/23 vs. Gwinnett</div> <div>K 12 6/25/19 vs. Columbia</div> <div>BB 6 (2x) Last: 5/25/22 @ ARIZONA</div> <div>H 11 5/21/23 vs. Toledo</div> <div>ER 11 4/13/23 @ Iowa</div> <div>NP 108 9/3/22 @ DETROIT</div> <div>IP 3.1 8/1/18 vs. Aberdeen</div> <div>K 6 8/8/18 vs. Lowell</div> <div>BB 5 9/12/21 vs. Rochester</div> <div>H 5 7/2/18 vs. Brooklyn</div> <div>ER 5 (2x) Last: 9/6/21 vs. TORONTO</div> <div>NP 53 8/8/18 vs. Lowell</div> <div>IP 1.7 7/7/22 vs. Toledo</div> <div>K 12 (2x) Last: 8/1/18 @ Pulaski</div> <div>BB 6 5/10/22 vs. Wichita</div> <div>H 10 7/13/21 @ Indianapolis</div> <div>ER 8 (3x) Last: 9/11/22 vs. Indianapolis</div> <div>NP 104 7/30/19 vs. Fayetteville</div> <div>IP 17.0 8/28/19 vs. Lakeland</div> <div>K 10 8/13/21 vs. Akron</div> <div>BB 6 6/9/21 vs. Hartford</div> <div>H 8 (2x) Last: 4/27/22 @ New Hampshire</div> <div>ER 6 (2x) Last: 4/27/22 @ New Hampshire</div> <div>NP 98 6/15/22 vs. Portland</div> <div>IP 9.0 (2x) Last: 5/26/18 vs. ARIZONA</div> <div>K 9 (4x) Last: 5/12/22 vs. St. Paul</div> <div>BB 5 (4x) Last: 6/9/22 vs. Lehigh Valley</div> <div>H 12 6/13/15 @ Lake Elsinore</div> <div>ER 8 (3x) Last: 9/20/22 vs. Iowa</div> <div>NP 118 9/15/17 @ PHILADELPHIA</div> <div>IP 5.0 6/23/19 vs. Greenville</div> <div>K 6 7/16/19 @ Rome</div> <div>BB 3 (2x) Last: 6/13/21 @ Frisco</div> <div>H 5 (5x) Last: 4/8/23 vs. Toledo</div> <div>ER 8 9/11/21 @ St. Paul</div> <div>NP 60 6/23/19 vs. Greenville</div> <div>IP 7.0 (4x) Last: 5/13/22 vs. Wichita</div> <div>K 9 (3x) Last: 5/13/22 vs. Wichita</div> <div>BB 6 6/22/22 vs. Columbus</div> <div>H 10 5/4/23 vs. Louisville</div> <div>ER 9 5/4/23 vs. Louisville</div> <div>NP 100 (2x) Last: 7/8/22 vs. Toledo</div> <div>IP 3.2 7/16/21 @ Myrtle Beach</div> <div>K 5 (2x) Last: 4/15/22 vs. Cedar Rapids</div> <div>BB 4 (3x) 8/17/22 vs. San Antonio</div> <div>H 5 (4x) Last: 8/13/22 @ Arkansas</div> <div>ER 6 8/17/22 vs. San Antonio</div> <div>NP 58 6/22/22 vs. Springfield</div> <div>IP 3.0 (5x) Last: 6/18/21 @ Wichita</div> <div>K 5 (4x) Last: 8/20/21 @ Springfield</div> <div>BB 3 (3x) Last: 7/22/22 @ Indianapolis</div> <div>H 5 (3x) Last: 8/12/21 @ Tulsa</div> <div>ER 4 8/12/21 @ Tulsa</div> <div>NP 55 8/20/21 @ Springfield</div> <div>IP 6.0 4/8/18 vs. Charleston</div> <div>K 5 (2x) Last: 6/30/21 @ Springfield</div> <div>BB 3 (3x) Last: 5/30/23 vs. Memphis</div> <div>H 11 9/2/18 @ Greenville</div> <div>ER 7 5/14/21 @ Columbus</div> <div>NP 90 4/13/18 @ Augusta</div> <div>IP 7.0 6/9/22 @ Tulsa</div> <div>K 10 (3x) Last: 7/23/22 vs. Springfield</div> <div>BB 5 (3x) Last: 8/25/22 vs. Springfield</div> <div>H 12 7/29/19 vs. Missoula</div> <div>ER 8 (2x) Last: 7/22/22 @ Amarillo</div> <div>NP 99 (2x) Last: 8/31/22 @ Tulsa</div> |
| <div>58</div> <div>BROOKS KRISKE</div> <div>RHP • R/R • 6'3" • 210 lbs • 2/3/1994 (29)</div> <div>Signed 12/14/2022 as a Minor League Free Agent</div> <div>Born/Resides: Scottsdale, Arizona</div> | <div>2023: 9 of 19 appearances with Omaha have been scoreless, including a perfect 1.2 innings on 5/11 @ SWB ... 15.93 K/9 (36 K in 20.1 IP) ranks 2nd in the organization among Royals minor league pitchers with at least 15.0 IP ... 28 strikeouts of the splitter is the most of any Chasers pitcher with one pitch.</div> <div>2022: Signed with the Yokohama DeNA BayStars of Nippon Professional Baseball (NPB) on December 8, 2021 and pitched in 32 games, going 1-3 with two saves, a 3.25 ERA (13 ER in 36.0 IP) and 56 strikeouts (10.3 K/9) between Japan's Central League (equivalent to Major League Baseball) and Eastern League (Japan's Minor League).</div> <div>2020-2021: Pitched 16 games in the Major Leagues between New York (AL) and Baltimore, with a 2-1 record and 14.40 ERA (24 ER in 15.0 IP) and 19 strikeouts ... pitched a scoreless ninth inning to finish the game his Major League debut on July 29 @ Baltimore.</div> <div>4SFB (93-95), SPL, SL CONSECUTIVE BATTERS RETIRED: 2 (5/30) SCORELESS STREAK: 0.2 IP (5/30)</div> | <div>IP 7.0 (4x) Last: 4/19/23 vs. Gwinnett</div> <div>K 12 6/25/19 vs. Columbia</div> <div>BB 6 (2x) Last: 5/25/22 @ ARIZONA</div> <div>H 11 5/21/23 vs. Toledo</div> <div>ER 11 4/13/23 @ Iowa</div> <div>NP 108 9/3/22 @ DETROIT</div> <div>IP 3.1 8/1/18 vs. Aberdeen</div> <div>K 6 8/8/18 vs. Lowell</div> <div>BB 5 9/12/21 vs. Rochester</div> <div>H 5 7/2/18 vs. Brooklyn</div> <div>ER 5 (2x) Last: 9/6/21 vs. TORONTO</div> <div>NP 53 8/8/18 vs. Lowell</div> <div>IP 1.7 7/7/22 vs. Toledo</div> <div>K 12 (2x) Last: 8/1/18 @ Pulaski</div> <div>BB 6 5/10/22 vs. Wichita</div> <div>H 10 7/13/21 @ Indianapolis</div> <div>ER 8 (3x) Last: 9/11/22 vs. Indianapolis</div> <div>NP 104 7/30/19 vs. Fayetteville</div> <div>IP 17.0 8/28/19 vs. Lakeland</div> <div>K 10 8/13/21 vs. Akron</div> <div>BB 6 6/9/21 vs. Hartford</div> <div>H 8 (2x) Last: 4/27/22 @ New Hampshire</div> <div>ER 6 (2x) Last: 4/27/22 @ New Hampshire</div> <div>NP 98 6/15/22 vs. Portland</div> <div>IP 9.0 (2x) Last: 5/26/18 vs. ARIZONA</div> <div>K 9 (4x) Last: 5/12/22 vs. St. Paul</div> <div>BB 5 (4x) Last: 6/9/22 vs. Lehigh Valley</div> <div>H 12 6/13/15 @ Lake Elsinore</div> <div>ER 8 (3x) Last: 9/20/22 vs. Iowa</div> <div>NP 118 9/15/17 @ PHILADELPHIA</div> <div>IP 5.0 6/23/19 vs. Greenville</div> <div>K 6 7/16/19 @ Rome</div> <div>BB 3 (2x) Last: 6/13/21 @ Frisco</div> <div>H 5 (5x) Last: 4/8/23 vs. Toledo</div> <div>ER 8 9/11/21 @ St. Paul</div> <div>NP 60 6/23/19 vs. Greenville</div> <div>IP 7.0 (4x) Last: 5/13/22 vs. Wichita</div> <div>K 9 (3x) Last: 5/13/22 vs. Wichita</div> <div>BB 6 6/22/22 vs. Columbus</div> <div>H 10 5/4/23 vs. Louisville</div> <div>ER 9 5/4/23 vs. Louisville</div> <div>NP 100 (2x) Last: 7/8/22 vs. Toledo</div> <div>IP 3.2 7/16/21 @ Myrtle Beach</div> <div>K 5 (2x) Last: 4/15/22 vs. Cedar Rapids</div> <div>BB 4 (3x) 8/17/22 vs. San Antonio</div> <div>H 5 (4x) Last: 8/13/22 @ Arkansas</div> <div>ER 6 8/17/22 vs. San Antonio</div> <div>NP 58 6/22/22 vs. Springfield</div> <div>IP 3.0 (5x) Last: 6/18/21 @ Wichita</div> <div>K 5 (4x) Last: 8/20/21 @ Springfield</div> <div>BB 3 (3x) Last: 7/22/22 @ Indianapolis</div> <div>H 5 (3x) Last: 8/12/21 @ Tulsa</div> <div>ER 4 8/12/21 @ Tulsa</div> <div>NP 55 8/20/21 @ Springfield</div> <div>IP 6.0 4/8/18 vs. Charleston</div> <div>K 5 (2x) Last: 6/30/21 @ Springfield</div> <div>BB 3 (3x) Last: 5/30/23 vs. Memphis</div> <div>H 11 9/2/18 @ Greenville</div> <div>ER 7 5/14/21 @ Columbus</div> <div>NP 90 4/13/18 @ Augusta</div> <div>IP 7.0 6/9/22 @ Tulsa</div> <div>K 10 (3x) Last: 7/23/22 vs. Springfield</div> <div>BB 5 (3x) Last: 8/25/22 vs. Springfield</div> <div>H 12 7/29/19 vs. Missoula</div> <div>ER 8 (2x) Last: 7/22/22 @ Amarillo</div> <div>NP 99 (2x) Last: 8/31/22 @ Tulsa</div> |
| <div>46</div> <div>MARCELO MARTINEZ</div> <div>LHP • L/L • 6'2" • 190 lbs • 8/10/1996 (26)</div> <div>Signed 3/7/2018 as an International Free Agent</div> <div>Born/Resides: Reynosa, México</div> | <div>2023: Retired 6 straight to end his outing 4/11 @ Iowa, first 3 in next outing 4/22 vs. GWN ... first five games this year were all in relief, at least 2.0 IP each ... threw 5.0 innings in a spot start 5/3 vs. LOU, placed on the development list 5/4 and activated 6/1.</div> <div>2022: Spent the majority of the season with Omaha, appearing in 27 games with the Storm Chasers but also made three starts with NW Arkansas (AA) in a stint from 5/3-21 ... Made 15 starts with the Chasers, while making 12 relief appearances as well, with a season-high five straight starts between 6/19 and 7/13 ... 9 of his 11 relief appearances with Omaha were 2.0 innings or longer, including 4.0 scoreless frames on 7/22 vs. Iowa.</div> <div>2021: Began the season with NW Arkansas (AA), promoted to Omaha on 6/15, where he pitched for the remainder of the season ... ranked 4th in the system with 117 K.</div> <div>4SFB (85-89), SL, CH CONSECUTIVE BATTERS RETIRED: 3 (6/1) SCORELESS STREAK: 1.1 IP (6/1)</div> | <div>IP 7.0 (4x) Last: 4/19/23 vs. Gwinnett</div> <div>K 12 6/25/19 vs. Columbia</div> <div>BB 6 (2x) Last: 5/25/22 @ ARIZONA</div> <div>H 11 5/21/23 vs. Toledo</div> <div>ER 11 4/13/23 @ Iowa</div> <div>NP 108 9/3/22 @ DETROIT</div> <div>IP 3.1 8/1/18 vs. Aberdeen</div> <div>K 6 8/8/18 vs. Lowell</div> <div>BB 5 9/12/21 vs. Rochester</div> <div>H 5 7/2/18 vs. Brooklyn</div> <div>ER 5 (2x) Last: 9/6/21 vs. TORONTO</div> <div>NP 53 8/8/18 vs. Lowell</div> <div>IP 1.7 7/7/22 vs. Toledo</div> <div>K 12 (2x) Last: 8/1/18 @ Pulaski</div> <div>BB 6 5/10/22 vs. Wichita</div> <div>H 10 7/13/21 @ Indianapolis</div> <div>ER 8 (3x) Last: 9/11/22 vs. Indianapolis</div> <div>NP 104 7/30/19 vs. Fayetteville</div> <div>IP 17.0 8/28/19 vs. Lakeland</div> <div>K 10 8/13/21 vs. Akron</div> <div>BB 6 6/9/21 vs. Hartford</div> <div>H 8 (2x) Last: 4/27/22 @ New Hampshire</div> <div>ER 6 (2x) Last: 4/27/22 @ New Hampshire</div> <div>NP 98 6/15/22 vs. Portland</div> <div>IP 9.0 (2x) Last: 5/26/18 vs. ARIZONA</div> <div>K 9 (4x) Last: 5/12/22 vs. St. Paul</div> <div>BB 5 (4x) Last: 6/9/22 vs. Lehigh Valley</div> <div>H 12 6/13/15 @ Lake Elsinore</div> <div>ER 8 (3x) Last: 9/20/22 vs. Iowa</div> <div>NP 118 9/15/17 @ PHILADELPHIA</div> <div>IP 5.0 6/23/19 vs. Greenville</div> <div>K 6 7/16/19 @ Rome</div> <div>BB 3 (2x) Last: 6/13/21 @ Frisco</div> <div>H 5 (5x) Last: 4/8/23 vs. Toledo</div> <div>ER 8 9/11/21 @ St. Paul</div> <div>NP 60 6/23/19 vs. Greenville</div> <div>IP 7.0 (4x) Last: 5/13/22 vs. Wichita</div> <div>K 9 (3x) Last: 5/13/22 vs. Wichita</div> <div>BB 6 6/22/22 vs. Columbus</div> <div>H 10 5/4/23 vs. Louisville</div> <div>ER 9 5/4/23 vs. Louisville</div> <div>NP 100 (2x) Last: 7/8/22 vs. Toledo</div> <div>IP 3.2 7/16/21 @ Myrtle Beach</div> <div>K 5 (2x) Last: 4/15/22 vs. Cedar Rapids</div> <div>BB 4 (3x) 8/17/22 vs. San Antonio</div> <div>H 5 (4x)</div> |



| RELIEVERS | | ENTRANCE SITUATION | | | INNING ENTERING THE GAME | | | | | | | | | | INHERITED RUNNERS | | | 1-2-3 INNINGS | | |
|-----------------------|------|--------------------|------|---|--------------------------|---|---|----|----|----|----|----|-----|-----------|-------------------|---------|-------|---------------|---------|--|
| PITCHER | LEAD | TRAIL | TIED | 1 | 2 | 3 | 4 | 5 | 6 | 7 | 8 | 9 | 10+ | BR INHER. | BR SCORE | % SCORE | TOTAL | POSSIBLE | % 1-2-3 | |
| 57 Coleman, Dylan | 6 | 5 | - | - | - | - | - | - | 2 | 1 | 8 | - | - | 5 | 3 | 60.0% | 4 | 11 | 36.4% | |
| 31 Cox, Austin | - | 1 | 1 | - | - | 2 | - | - | - | - | - | - | - | 5 | 3 | 60.0% | 0 | 4 | 0.0% | |
| 55 Dipoto, Jonah | 2 | 5 | 1 | - | - | 1 | 1 | 1 | 2 | 1 | 1 | 1 | - | 4 | 3 | 75.0% | 2 | 8 | 25.0% | |
| 58 Kriske, Brooks | 9 | 9 | 1 | - | - | - | - | 2 | 2 | 6 | 4 | 5 | - | 10 | 3 | 30.0% | 4 | 17 | 23.5% | |
| 46 Martinez, Marcelo | 2 | 4 | - | - | - | 2 | 1 | - | - | 2 | 1 | - | - | 4 | 4 | 100.0% | 5 | 11 | 45.5% | |
| 48 McArthur, James | 2 | 3 | 1 | - | - | - | 1 | 2 | 1 | 1 | 1 | - | - | - | - | - | 1 | 9 | 11.1% | |
| 36 Mengden, Daniel | - | 2 | - | - | - | - | - | 1 | 1 | - | - | - | - | 2 | 0 | 0.0% | 0 | 1 | 0.0% | |
| 41 Núñez, Andrés | 5 | 8 | 4 | - | - | - | 2 | 4 | 5 | 3 | 2 | - | 1 | 11 | 1 | 9.1% | 4 | 16 | 25.0% | |
| 53 Parrish, Drew | 1 | - | - | - | - | - | 1 | - | - | - | - | - | - | - | - | - | 2 | 3 | 66.7% | |
| 40 Pennington, Walter | 5 | 3 | - | - | - | - | 1 | - | 4 | 2 | - | 1 | - | 5 | 2 | 40.0% | 5 | 9 | 55.6% | |
| 47 Sisk, Evan | 6 | 12 | 3 | - | - | - | - | 1 | 7 | 7 | 3 | 2 | 1 | 7 | 5 | 71.4% | 4 | 15 | 26.7% | |
| 43 Snider, Collin | 11 | 7 | 1 | - | - | - | - | - | 4 | 4 | 9 | 2 | - | 5 | 3 | 60.0% | 3 | 14 | 21.4% | |
| Quas, Jose | 1 | - | - | - | - | - | - | - | - | - | - | 1 | - | - | - | - | 0 | 1 | 0.0% | |
| Dye, Josh | - | 2 | 1 | - | - | 1 | - | - | - | 1 | - | 1 | - | 1 | 1 | 100.0% | 1 | 3 | 33.3% | |
| Kowar, Jackson | 6 | 9 | - | - | - | - | - | 4 | 4 | 3 | 4 | - | - | 11 | 6 | 54.5% | 0 | 17 | 0.0% | |
| Staubert, Josh | 2 | 2 | - | - | - | - | - | - | - | - | - | 4 | - | - | - | - | 1 | 4 | 25.0% | |
| Taylor, Josh | 3 | 2 | - | - | - | - | - | - | 1 | 2 | 1 | 1 | - | 2 | 2 | 100.0% | 1 | 5 | 20.0% | |
| Weiss, Ryan | 4 | 8 | - | - | - | - | - | - | - | 4 | 4 | 4 | - | - | - | - | 1 | 11 | 9.1% | |
| Wittgren, Nick | 13 | 3 | 1 | - | - | - | - | 1 | 2 | 1 | 5 | 8 | - | 9 | 3 | 33.3% | 8 | 19 | 42.1% | |
| | 78 | 85 | 14 | 0 | 0 | 6 | 7 | 16 | 35 | 38 | 43 | 30 | 2 | 81 | 39 | 48.1% | 46 | 178 | 25.8% | |

STORM CHASERS BULLPEN USAGE (PITCH COUNT, LAST TWO WEEKS)

| DAY OF WEEK | TUE | WED | THU | FRI | SAT | SUN | MON 5/29 | TUE | WED | THU | FRI | SAT | SUN | LAST OMAHA RELIEF APPEARANCE | | | | | | | | | |
|---------------------------|------|------|------|------|------|------|-------------|------|------|-----|-----|-----|---------------------|------------------------------|-----|---|---|----|----|----|----|----|--|
| DATE | 5/23 | 5/24 | 5/25 | 5/26 | 5/27 | 5/28 | | 5/30 | 5/31 | 6/1 | 6/2 | 6/3 | 6/4 | GAME | IP | H | R | ER | BB | SO | HR | BF | |
| 57 Coleman, Dylan | | 22 | | 27 | | 10 | | 18 | | | | | | TUE 5/30 vs. Memphis | 0.2 | 0 | 0 | 0 | 2 | 1 | 0 | 4 | |
| 55 Dipoto, Jonah | | 21 | | | 45 | | | | 21 | | | | | WED 5/31 vs. Memphis | 1.0 | 1 | 1 | 0 | 0 | 2 | 0 | 5 | |
| 58 Kriske, Brooks | | 11 | | | 27 | | | 10 | | | | | | TUE 5/30 vs. Memphis | 0.2 | 0 | 0 | 0 | 0 | 2 | 0 | 2 | |
| 46 Martinez, Marcelo (L) | | | | | | | | | | 30 | | | | THU 6/1 vs. Memphis | 1.1 | 2 | 1 | 1 | 0 | 0 | 1 | 6 | |
| 48 McArthur, James | | 49 | | | | 30 | | | 37 | | | | | WED 5/31 vs. Memphis | 2.0 | 2 | 1 | 1 | 1 | 2 | 0 | 10 | |
| 36 Mengden, Daniel | | | | | 30 | | | | | 49 | | | | THU 6/1 vs. Memphis | 2.2 | 3 | 2 | 2 | 1 | 3 | 0 | 11 | |
| 41 Núñez, Andrés | | | 29 | | | | | | | | | | | THU 5/25 @ St. Paul, L | 1.0 | 3 | 4 | 3 | 1 | 2 | 0 | 7 | |
| 40 Pennington, Walter (L) | | 17 | | 16 | | | | 11 | | | | | | TUE 5/30 vs. Memphis, SV | 0.1 | 1 | 0 | 0 | 1 | 0 | 0 | 3 | |
| 47 Sisk, Evan (L) | 35 | | 14 | | 19 | | | | 25 | | | | THU 6/1 vs. Memphis | 0.0 | 3 | 4 | 4 | 3 | 0 | 0 | 6 | | |
| 43 Snider, Collin | 13 | | | 27 | | | 28 | | 18 | | | | THU 6/1 vs. Memphis | 0.0 | 1 | 4 | 4 | 3 | 0 | 1 | 4 | | |

OMAHA STARTING PITCHER SPLITS

| PITCHER | GS | W-L | TEAM W-L | R SUPPORT | SUPPORT/START |
|-----------------------|----|-----|----------|-----------|---------------|
| 60 Heasley, Jonathan | 11 | 1-5 | 5-6 | 31 | 2.82 |
| 53 Parrish, Drew | 9 | 1-2 | 4-5 | 31 | 3.44 |
| 31 Cox, Austin | 8 | 2-1 | 4-4 | 22 | 2.75 |
| Mayers, Mike | 8 | 2-1 | 3-5 | 15 | 1.88 |
| 50 Castillo, Max | 6 | 0-5 | 0-6 | 11 | 1.83 |
| Lynch, Daniel | 4 | 2-0 | 3-1 | 15 | 3.75 |
| 36 Mengden, Daniel | 2 | 0-0 | 2-0 | 6 | 3.00 |
| 58 Veneziano, Anthony | 2 | 1-0 | 1-1 | 7 | 3.50 |
| 46 Martinez, Marcelo | 1 | 0-1 | 0-1 | 1 | 1.00 |
| Kowar, Jackson | 1 | 0-1 | 0-1 | 1 | 1.00 |
| | 52 | | | 140 | 2.69 |

1st Pitch Strikes

| FPS | TBF | % FPS |
|-----|-------|-------|
| 151 | 247 | 61.1% |
| 89 | 166 | 53.6% |
| 82 | 149 | 55.0% |
| 99 | 160 | 61.9% |
| 87 | 135 | 64.4% |
| 43 | 75 | 57.3% |
| 13 | 36 | 36.1% |
| 21 | 38 | 55.3% |
| 13 | 22 | 59.1% |
| 9 | 14 | 64.3% |
| 607 | 1,042 | 58.3% |

1-2-3 INNINGS

| TOTAL | POSSIBLE | % 1-2-3 |
|-------|----------|---------|
| 14 | 52 | 26.9% |
| 9 | 37 | 24.3% |
| 13 | 37 | 35.1% |
| 9 | 34 | 26.5% |
| 10 | 28 | 35.7% |
| 6 | 17 | 35.3% |
| 1 | 4 | 25.0% |
| 2 | 8 | 25.0% |
| 2 | 5 | 40.0% |
| 0 | 2 | 0.0% |
| 66 | 224 | 29.5% |

OMAHA STARTERS VS. RELIEVERS

| STARTERS | RELIEVERS |
|-----------|-----------|
| 9-16 | W-L |
| 5.90 | ERA |
| 233.1 | INNINGS |
| 262 (48) | HITS (HR) |
| 160 (153) | R (ER) |
| 107 | BB |
| 191 | K |
| 1.58 | WHIP |
| .286 | AVG |
| | 13-14 |
| | 5.62 |
| | 226.0 |
| | 245 (32) |
| | 169 (151) |
| | 136 |
| | 257 |
| | 1.69 |
| | .276 |

OMAHA STARTING PITCHER/CATCHER MATCHUPS

| | LOGAN PORTER | | | | | | | JAKSON REETZ | | | | | | | FREDDY FERMIN | | | | | | | TOTALS | | | | | | | | |
|-----------------------|--------------|------|------|-------|--------|----|-----|--------------|-----|-------|-------|--------|----|-----|---------------|-----|-------|-------|--------|----|-----|--------|-----|-------|-------|--------|-----|-----|-----|--|
| PITCHER | GS | W-L | ERA | IP | ER | BB | SO | GS | W-L | ERA | IP | ER | BB | SO | GS | W-L | ERA | IP | ER | BB | SO | GS | W-L | ERA | IP | ER | BB | SO | | |
| 60 Heasley, Jonathan | 5 | 0-4 | 6.84 | 26.1 | 20 | 7 | 26 | 2 | 0-0 | 4.84 | 9.1 | 5 | 5 | 7 | 4 | 1-1 | 10.20 | 17.2 | 21 | 9 | 16 | - | 11 | 1-5 | 7.76 | 53.1 | 46 | 21 | 49 | |
| 53 Parrish, Drew | 4 | 0-2 | 7.50 | 18.0 | 15 | 9 | 12 | 3 | 1-0 | 1.46 | 12.1 | 2 | 12 | 10 | 2 | 0-0 | 3.86 | 7.0 | 3 | 3 | 11 | - | 9 | 0-2 | 4.82 | 37.1 | 20 | 24 | 33 | |
| 31 Cox, Austin | 6 | 1-1 | 3.81 | 26.0 | 11 | 12 | 23 | 2 | 1-0 | 0.82 | 11.0 | 1 | 6 | 9 | - | - | - | - | - | - | - | - | 8 | 2-1 | 2.92 | 37.0 | 12 | 18 | 32 | |
| Mayers, Mike | - | - | - | - | - | - | - | 5 | 2-0 | 4.91 | 22.0 | 12 | 11 | 20 | 3 | 0-1 | 10.50 | 12 | 14 | 6 | 9 | - | 8 | 2-1 | 6.88 | 34.0 | 26 | 17 | 29 | |
| 50 Castillo, Max | 2 | 0-2 | 4.66 | 9.2 | 6 | 2 | 2 | 2 | 0-1 | 4.76 | 11.1 | 6 | 3 | 7 | 2 | 0-2 | 7.71 | 9.1 | 8 | 5 | 4 | - | 6 | 0-5 | 5.64 | 30.1 | 19 | 10 | 13 | |
| Lynch, Daniel | 1 | 1-0 | 0.00 | 6.0 | 0 | 0 | 5 | 3 | 1-0 | 5.25 | 12.0 | 7 | 3 | 13 | - | - | - | - | - | - | - | - | 4 | 2-0 | 3.50 | 18.0 | 7 | 3 | 18 | |
| 36 Mengden, Daniel | 2 | 0-0 | 5.87 | 7.2 | 5 | 4 | 5 | - | - | - | - | - | - | - | - | - | - | - | - | - | - | - | 2 | 0-0 | 5.87 | 7.2 | 5 | 4 | 5 | |
| 58 Veneziano, Anthony | 1 | 0-0 | 6.00 | 6.0 | 4 | 3 | 5 | 1 | 0-0 | 22.50 | 2.0 | 5 | 2 | 1 | - | - | - | - | - | - | - | - | 2 | 0-0 | 10.13 | 8.0 | 9 | 5 | 6 | |
| 46 Martinez, Marcelo | 1 | 0-1 | 9.00 | 5.0 | 5 | 1 | 3 | - | - | - | - | - | - | - | - | - | - | - | - | - | - | - | 1 | 0-1 | 9.00 | 5.0 | 5 | 1 | 3 | |
| Kowar, Jackson | - | - | - | - | - | - | - | - | - | - | - | - | - | - | - | - | - | - | - | - | - | - | 1 | 0-1 | 13.50 | 2.2 | 4 | 4 | 3 | |
| Relievers | - | 5-5 | 6.08 | 90.1 | 77 | 54 | 104 | - | 3-8 | 5.53 | 81.1 | 50 | 51 | 96 | - | 5-1 | 4.97 | 54.1 | 30 | 31 | 57 | - | - | 13-14 | 5.62 | 226.0 | 141 | 136 | 257 | |
| TOTALS | 22 | 8-15 | 5.82 | 195.0 | 126 | 92 | 185 | 18 | 8-9 | 4.91 | 161.1 | 88 | 93 | 163 | 12 | 6-6 | 6.99 | 103.0 | 80 | 58 | 100 | - | 52 | 22-30 | 5.76 | 459.1 | 294 | 243 | 448 | |
| | CS/ATT | | 8/32 | PCT | 25.00% | | | CS/ATT | | 3/22 | PCT | 13.64% | | | CS/ATT | | 3/10 | PCT | 30.00% | | | CS/ATT | / | | PCT | 0.0% | | | | |
| | | | | | | | | | | | | | | | | | | | | | | CS/ATT | | 14/64 | PCT | 21.86% | | | | |

OMAHA CATCHER PITCHING STATS

| CATCHERS | W | L | ERA | GS | SV | IP | H | R | ER | HR | HB | BB | IBB | SO | WHIP | AVG | WP | GDP | TBF | SB | CS | ATT | %CS | PB |
|-----------------|---|----|------|----|----|-------|-----|-----|-----|----|----|----|-----|-----|------|------|----|-----|-----|----|----|-----|--------|----|
| 14 Logan Porter | 8 | 15 | 5.82 | 22 | 2 | 195.0 | 221 | 145 | 126 | 42 | 14 | 92 | 2 | 185 | 1.61 | .288 | 8 | 27 | 879 | 24 | 8 | 32 | 25.00% | 2 |
| 25 Jakson Reetz | 8 | 9 | 4.91 | 18 | 6 | 161.1 | 167 | 99 | 88 | 21 | 11 | 93 | 0 | 163 | 1.61 | .268 | 12 | 13 | 735 | 19 | 3 | 22 | 13.64% | 0 |
| 4 Freddy Fermin | 6 | 6 | 6.99 | 12 | 2 | 103.0 | 119 | 85 | 80 | 17 | 8 | 58 | 1 | 100 | 1.72 | .288 | 9 | 8 | 488 | 7 | 3 | 10 | 30.00% | 2 |

PITCH TIMER VIOLATIONS CALLED ON OMAHA PITCHERS (13)

| DATE | PITCHER (# IN '23) | INNING | UMPIRE | COUNT AT CALL | BATTER RESULT (COUNT) | DATE | PITCHER (# IN '23) | INNING | UMPIRE | COUNT AT CALL | BATTER RESULT (COUNT) |
|--------------------------|----------------------|--------|------------------|---------------|--------------------------|-----------------------|--------------------|--------|------------|---------------|-----------------------|
| 1. April 4 vs. Toledo | Marcelo Martinez (1) | ▲ 7 | Dane Poncsak | 0-0 | Strikeout Swinging (1-2) | 13. May 28 @ St. Paul | Max Castillo (3) | ▼ 1 | Mike Rains | 1-2 | Groundout, 3-1 (3-2) |
| 2. April 7 vs. Toledo | Ryan Weiss (1) | ▲ 9 | Matt Bates | 1-0 | Walk (3-0) | | | | | | |
| 3. April 9 vs. Toledo | Max Castillo (1) | ▲ 3 | Cody Oakes | 0-0 | Strikeout Swinging (3-2) | | | | | | |
| 4. April 18 vs. Gwinnett | Mike Mayers (1) | ▲ 5 | Takahito Matsuda | 0-0 | Flyout, F7 (1-0) | | | | | | |
| 5. April 20 vs. Gwinnett | Max Castillo (2) | ▲ 4 | Ben Phillips | 0-0 | Walk (3-1) | | | | | | |
| 6. April 22 vs. Gwinnett | Drew Parrish (1) | ▲ 5 | Jose Navas | 0-0 | Walk (3-1) | | | | | | |
| 7. April 23 vs. Gwinnett | Evan Sisk (1) | ▲ 7 | Ben Phillips (2) | 0-0 | Lineout (1-1) | | | | | | |
| 8. April 27 @ Nashville | Austin Cox (1) | ▼ 3 | Mark Bass | 1-2 | Strikeout Swinging (2-2) | | | | | | |
| 9. April 30 @ Nashville | Andrés Núñez (1) | ▲ 9 | Mark Bass (2) | 2-0 | Walk (3-0) | | | | | | |
| 10. May 4 vs. Louisville | Drew Parrish (2) | ▲ 3 | Randy Rosenberg | 1-1 | Walk (3-2) | | | | | | |
| 11. May 6 vs. Louisville | Daniel Mengden (1) | ▲ 3 | Louie Krupa | 0-0 | RBI Single (1-1) | | | | | | |
| 12. May 10 @ Scranton/WB | Mike Mayers (2) | ▼ 3 | Raul Moreno | 1-1 | Strikeout Looking (3-2) | | | | | | |

CAREER HIGHS

| | | |
|-----|---|-------------------------------------|
| H | 3 | (17x) Last: 4/8/23 vs. Toledo |
| R | 4 | 8/17/22 vs. San Antonio |
| HR | 2 | (5x) Last: 8/11/22 @ Arkansas |
| RBI | 6 | (2x) Last: 8/5/22 vs. Tulsa |
| BB | 3 | (2x) Last: 7/2/18 vs. Bristol |
| SB | 2 | (2x) Last: 5/26/22 @ Pensacola |
| H | 5 | (2x) Last: 9/15/22 @ Columbus |
| R | 3 | (11x) Last: 9/15/22 @ Columbus |
| HR | 2 | 5/23/19 @ Amarillo |
| RBI | 4 | (4x) Last: 9/15/22 @ Columbus |
| BB | 3 | (3x) Last: 8/29/21 @ Iowa |
| SB | 4 | 5/25/23 @ St. Paul |
| H | 3 | (18x) Last: 5/6/23 vs. Louisville |
| R | 3 | (5x) Last: 9/2/22 @ Tulsa |
| HR | 2 | 8/10/21 vs. Beloit |
| RBI | 5 | 6/24/21 @ Beloit |
| BB | 3 | (3x) Last: 9/3/22 @ Tulsa |
| SB | 3 | 7/9/22 vs. Tulsa |
| H | 5 | 5/28/14 vs. West Virginia |
| R | 4 | 5/7/21 @ Charlotte |
| HR | 2 | 5/8/21 @ Charlotte |
| RBI | 5 | 6/19/18 @ TORONTO |
| BB | 3 | (6x) Last: 9/2/21 vs. Memphis |
| SB | 2 | (2x) Last: 5/10/14 vs. Asheville |
| H | 4 | (5x) Last: 8/18/17 vs. Asheville |
| R | 4 | 6/26/16 @ Grand Junction |
| HR | 2 | 7/19/19 @ Amarillo |
| RBI | 5 | 7/17/22 @ Rochester |
| BB | 3 | (4x) Last: 8/2/17 vs. West Virginia |
| SB | 2 | 7/13/16 vs. Helena |
| H | 6 | 6/23/19 vs. Billings |
| R | 4 | 9/3/19 vs. Missoula |
| HR | 2 | 6/26/22 vs. Columbus |
| RBI | 4 | (3x) Last: 6/28/22 @ St. Paul |
| BB | 3 | 5/7/22 vs. Columbus |
| SB | 3 | (2x) Last: 8/8/21 @ Arkansas |
| H | 4 | (8x) Last: 9/3/22 @ DETROIT |
| R | 3 | (20x) Last: 4/30/23 @ Nashville |
| HR | 2 | (2x) Last: 7/10/22 vs. Toledo |
| RBI | 4 | (6x) Last: 6/22/22 vs. Columbus |
| BB | 4 | 7/29/18 @ Ogden |
| SB | 3 | (2x) Last: 5/26/23 @ St. Paul |
| H | 4 | (2x) Last: 5/30/23 vs. Memphis |
| R | 4 | (2x) Last: 7/17/22 @ Corpus Christi |
| HR | 2 | (2x) Last: 6/29/22 @ Amarillo |
| RBI | 6 | 6/2/21 vs. Beloit |
| BB | 3 | (6x) Last: 4/20/23 vs. Gwinnett |
| SB | 1 | (17x) Last: 5/7/23 vs. Louisville |
| H | 4 | (4x) Last: 5/25/22 @ Louisville |
| R | 4 | 8/21/19 vs. Salem |
| HR | 3 | 8/22/19 vs. Salem |
| RBI | 5 | (2x) Last: 8/24/21 vs. Springfield |
| BB | 3 | (3x) Last: 6/20/19 vs. Frederick |
| SB | 3 | (5x) Last: 4/22/22 @ Memphis |
| H | 4 | 8/6/19 @ Johnson City |
| R | 3 | (4x) Last: 8/1/21 vs. South Bend |
| HR | 2 | (3x) Last: 4/5/23 vs. Toledo |
| RBI | 4 | (4x) Last: 8/10/21 vs. Beloit |
| BB | 3 | (5x) Last: 4/14/23 @ Iowa |
| SB | 1 | 8/10/21 vs. Beloit |
| H | 3 | (19x) Last: 4/1/23 @ Indianapolis |
| R | 3 | (8x) Last: 5/29/22 vs. Montgomery |
| HR | 2 | (7x) Last: 7/8/22 @ Montgomery |
| RBI | 5 | (4x) Last: 4/1/23 @ Indianapolis |
| BB | 3 | (4x) Last: 5/29/22 vs. Montgomery |
| SB | 1 | (24x) Last: 4/27/23 @ Nashville |
| H | 4 | (4x) Last: 6/15/22 @ Lehigh Valley |
| R | 4 | 6/8/21 @ Portland |
| HR | 2 | (4x) Last: 6/21/22 vs. St. Paul |
| RBI | 5 | (2x) Last: 6/21/22 vs. St. Paul |
| BB | 4 | 4/16/22 @ Rochester |
| SB | 4 | (2x) Last: 5/4/23 vs. Louisville |

QUICK NOTES

- 2023: Appeared in 17 Cactus League games for the Royals and slashed .391/.462/.783 (9-for-23) with 4 XBH (2 HR) and 6 RBI ... has made first 4 starts of his career in RF this season, 4 of his 5 career starts in the OF ... tied for team lead with 19 XBH (10 2B, 1 3B, 8 HR) ... activated from 7-Day IL on 5/28.
- 2022: Began year with Mississippi Braves (AA) in the Southern League, traded with 2 players to KC from Atlanta on 7/1 ... assigned to NW Arkansas ... in 114 total games, tied 6th in Double-A in RBI (37), tied 10th in HR (25) ... set career highs in games played, 28 (18), HR, RBI and SB (19) ... Double-A leader in Avg. in RBI (29), tied 1st in league in HR (8).
- 2018-21: Played 162 games in the Royals' minor league system, between R, A, A+ and AAA ... slashed .229/.310/.374 (144-for-628) with 14 HR and 66 RBI ... began and ended 2019 in Double-A with Mississippi, spent July in High-A with the Florida Fire Frogs ... played 87 games in Double-A with league-champion Mississippi in 2021.
- MISC: Brother Blaze is prospect in the Diamondbacks system, a 2022 Texas League Postseason All-Star with Amarillo, added to the D-backs' 40-man roster in November 2022.

HIT STREAK: 2 Games (5/31 to 6/1), .333 (3-for-9), 1 2B, 1 HR

ON-BASE BASE STREAK: 2 Games (5/31 to 6/1), .333 (3-for-9)

- 2023: Opened the season 7-for-14 @ IND with 6 1B and 1 HR ... leads qualified Omaha hitters with .316 average, .441 OBP and .877 OPS ... 4th in the league in OBP this season (.436) ... tied 1st in Minor League baseball with 35 steals (in 40 attempts), stole 4 bases 5/25 @ STP for the first time in his career.
- 2022: Played in 107 games for Omaha (AAA) but also appeared in five games with Kansas City from May 19 to June 3 ... slashed .301/.367/.486 (110-for-366) for Omaha and led the team in batting average while stealing a career-high 45 bases in Triple-A, a Storm Chasers single-season record ... made his MLB debut May 20 vs. Minnesota, went 2-for-7 over five games ... in September, slashed .436/.480/.649 (41-for-94) with 12 XBH (7 2B, 2 3B, 3 HR), 23 RBI and 11 SB, led the league in AVG, OBP and hits in the last month.
- 2021: Split the season between NW Arkansas (AA) and Omaha (AAA), slashing a combined .277/.350/.441 (117-for-422) across 117 games with a career-best 41 stolen bases, while hitting 14 home runs and driving in 53 runs ... his 41 steals ranked 12th in MiLB and second in the Royals organization, behind Tyler Tolbert (55).

HIT STREAK:

ON-BASE BASE STREAK: 13 Games (5/13 to 6/1), .390 (16-for-41), 10 BB, 3 HBP

Ranked by MLB Pipeline as the No. 27 Royals prospect

- 2023: Appeared in 18 Cactus League games for the Royals and slashed .273/.346/.545 (6-for-22) with 2 HR and 6 RBI ... hit first Triple-A HR in 6th inning on 4/12 @ IOW, 2-run HR ... hit pinch-hit 2-run 2B in win on 4/14 and had 3 RBI off the bench in comeback win ... 3-for-3, 2 RBI on his birthday, 5/6 vs. LOU.
- 2022: Spent the entire season with NW Arkansas (AA) and reached base in 90 of 109 games (82.57%), reached base multiple times in team-best 56 games ... 1st on team with 33 multi-hit games ... 2 of 12 home runs this season were grand slams, on 4/23 @ Frisco and 5/12 vs. Wichita, both in 5th inning, first two of his pro career ... reached base at least twice in seven straight games from 7/26 to 8/2 ... homered in three straight games, 8/30 to 9/2 ... season-high 12-game on-base streak from 6/24 to 7/9.
- 2021: Began his professional career splitting the year between Columbia (A) and Quad Cities (A+), slashed .280/.382/ .440 ranked fourth among qualified Royals Minor Leaguers.

HIT STREAK:

ON-BASE BASE STREAK: 4 Games (5/21 to 5/31), .313 (5-for-16), 1 BB

- 2023: Appeared in 18 Cactus League games for the Royals and hit .208 (5-for-24) with 1 2B ... opened the season on Omaha's Injured List, activated on 5/16 and went 2-for-3 with a walk in his Chasers debut, did not play between 5/16 and 5/26, has reached base in 16 of 26 plate appearances now (.615).
- 2022: Signed with the Phillies as a free agent on 12/1/2021 and made his third Opening Day roster (first with Philadelphia) ... appeared in 52 games with the Phillies and slashed .237/.297/.316 (26-for-152), missed time with two stints on the 10-day Injured List ... also played 41 games with Lehigh Valley (AAA) and 4 on rehab with Reading (AA), optioned to Triple-A on 7/30 and played in 35 games between Aug. and Sept. to end the season, DFA'd by Philadelphia on 9/25, outrighted off the 40-man on 9/27, a free agent on 10/6.
- 2021: Split the season between Gwinnett Stripes (AAA) and Atlanta, appeared in 15 games for the Braves across seven stints ... led Braves Minor League hitters in hits (126), total bases (215), batting average (.326), slugging percentage (.557) and OPS (.958), while tied for the system lead in triples (4).

HIT STREAK: 2 Games (5/31 to 6/1), .429 (3-for-7), 1 HR

ON-BASE BASE STREAK: 6 Games (5/16 to 6/1), .444 (8-for-16), 8 BB

- 2023: Has hits in 21 of 34 games, reached base in his first 9 games of the season ... started 31 of Omaha's last 39 games at shortstop, after playing SS once in his first 7 games and Omaha's first 13 games ... this season in his 13th in the Royals organization, all in the Minors, with 840 games played (176 in Triple-A).
- 2022: In his 11th year as a member of the Royals' organization, began the year with Omaha, but assigned to NW Arkansas (AA) on 8/9 and finished the season with the Nationals ... over 59 games with the Storm Chasers, slashed .218/.318/.316 (38-for-174) while playing six different positions (1B, 2B, 3B, SS, LF & RF) ... made at least 10 starts at each SS (15.0 innings), 3B (12.1 innings) and 1B (11.5 innings) ... snapped 0-for-27 stretch with Nationals on 8/21 vs. San Antonio ... 15-for-67 over last 20 games after hitless streak ... Played 800th MiLB game (all in Royals system) on 9/15 vs. Frisco, entered as defensive replacement.
- 2011-2023: Has played 803 games in the Royals' minor league system, slashing .232/.311/.312 (606-for-2610), with 29 HR and 271 RBI ... 2013 Dominican Royals Player of the Year ... 143 games with Omaha between 2021 and 2023, hitting .226 over 80 games in 2021 after an early-season promotion from Double-A.

HIT STREAK: 2 Games (5/27 to 6/1), .571 (4-for-7)

ON-BASE BASE STREAK: 2 Games (5/27 to 6/1), .571 (4-for-7), 1 BB

- 2023: Opened the season on the injured list with a right hamate fracture he suffered in Spring Training, activated from the injured list 5/4 and made his season debut 5/5 ... first hit of the season was a HR in the 3rd inning on 5/9 @ SWB ... has made 6 starts at 2B, 5 at SS, 1 at 3B this season.
- 2022: Spent the entire season with Omaha and tied for 1st on the team in triples (4), while ranking 2nd in games played (127), plate appearances (515) and runs (64), 3rd in doubles (22), total bases (151), stolen bases (17) and walks (47), 4th in hits (94) and 5th in RBI (52) ... made starts at a career-high six positions for the Chasers, including 2B, (6/2), 3B, (4/0), SS (6/6) and his first professional appearances in the outfield: in LF (13 G), CF (1 G) and RF (2 G).
- 2021: Spent the entire season with NW Arkansas (AA), playing in 108 of the team's 119 regular season games, including 104 starts as the leadoff hitter ... led the Nationals in games played, at-bats (444), runs scored (74) and hits (128) ... led off the game with a hit 32 times, including 10 of his last 19 regular season games.

HIT STREAK:

ON-BASE BASE STREAK: 2 Games (5/28 to 5/31), .143 (1-for-7), 1 BB

- 2023: Made his first Opening Day roster this season with Kansas City, but has hit .058 (3-for-52) in 24 games over two stints with Royals ... optioned to Omaha 4/24, recalled 5/5, optioned again 5/24 ... threw a scoreless inning 4/10 @ TEX, allowed 2 hits and struck out 1, fastball sat 91-95 ... after opening 0-for-25 with KC, had hits in first 2 AB's with OMA, HR in first AB - solo HR in 2nd inning 4/27 @ NAS ... has hits in 8 of 110 games with Omaha, with 7 multi-hit games.
- 2022: Split time in the Minor Leagues between NW Arkansas (AA) and Omaha (AAA) but also appeared in 44 games with Kansas City over three separate stints with the Royals: 7/14-17, 8/4-22 and 9/1 through the end of the regular season ... opened the year in Double-A and made his MLB debut July 14 ... led the majors with a 98.1 mph arm strength for the 2nd straight year, saw time at five positions in the Minors (SS, 3B, LF, CF and RF), played in the OF for 27 of his first 29 games, then played 3B for 12 of his last 15 games.
- 2021: Began the season with Quad Cities (A+) and played 70 games for the River Bandits, led the team in stolen bases (23) and played in the Arizona Fall League.

HIT STREAK: 4 Games (5/28 to 6/1), .438 (7-for-16), 1 2B, 1 3B

ON-BASE BASE STREAK: 4 Games (5/28 to 6/1), .437 (7-for-16), 2 BB

Ranked by MLB Pipeline as the No. 7 Royals prospect ... Ranked by Baseball America as the No. 7 Royals prospect

- 2023: Has reached base in 38 of 47 games so far this season ... 2nd on team with 11 doubles and 22 walks, 3rd with 22 RBI ... hit first Triple-A HR in 6th inning on 4/5 vs. TOR, 3-run HR ... hit .281 (27-for-97) with a .769 OPS in 24 May games after hitting .198 (17-for-86) with a .667 OPS in 23 April games.
- 2022: Named Kansas City's George Brett Award inner top performer in the organization and NW Arkansas (AA) ... began season in Quad Cities (A+), assigned to NW Arkansas 6/14 ... ranked 8th in MiLB in batting average (.326) ... Royals org leader in AVG (.326), SLG (.542) and OPS (.964), 2nd in OBP (.422) ... drove in at least one run in 36 of 73 games since joining the Nationals, reached base in 64 of 73 games (87.67%) ... reached in 28 straight games, 7/30 to 9/3, with .485 OBP.
- 2021: Spent his first pro season in Quad Cities (A+) ... played everyday for the first two months of the season ... placed on the 7-Day injured list on 7/14 and then the 60-Day IL 8/2.

HIT STREAK:

ON-BASE BASE STREAK:

- 2023: Began the season on the 7-Day Injured List (right elbow strain) ... activated 4/25 and came off the bench to play CF @ NAS, made first start 4/26 ... first 2 hits of the season were both doubles, 4/30 @ NAS ... hit first HR of the year as go-ahead homer in 9th inning on 5/14, hit Omaha's longest HR of the year (443 feet) on 5/18 vs. TOL ... has played in 24 of Omaha's 32 games since he activated, with 11 starts at DH.
- 2022: Played in 130 games for Omaha (AAA) and was named the Royals Triple-A Player of the Year but also appeared in six games with Kansas City over two separate stints with the Royals: May 26-30 and July 14-17 ... contract was selected by KC May 26 and made his major league debut that night in Minnesota, starting in CF ... reached base in 34 straight games between 7/26 and 9/2 ... set career highs in 2B (30), HR (28), RBI (85) and R (85) ... finished just two homers shy of a 30/30/30 season (HR/5B/2B).
- 2021: Spent the entire year with NW Arkansas (AA), led all Double-A hitters with 40 steals, tied 13th in all of the Minors ... homered twice in the AA-Central Championship Series.

HIT STREAK: 2 Games (5/30 to 6/1), .286 (2-for-7), 1 2B, 1 HR

ON-BASE BASE STREAK: 2 Games (5/30 to 6/1), .286 (2-for-7), 1 HBP

- 2023: 6 HR in 17 games in April, but 1 in 23 games in May ... has reached base in 32 of 40 games played with hits in 26 games ... had hits in his first 7 games played and reached base in his first 11 games this season ... hit the 3rd two-HR game of career on 4/5 vs. Toledo.
- 2022: Began the season in NW Arkansas (AA) and reached in 66 of 77 games, reached multiple times in 49 games ... assigned to Omaha (AAA) on 8/9 and finished season with Storm Chasers, appeared in 35 games (33 at 1B) and hit .301 (34-for-113) with 3 HR and 17 RBI ... combining numbers between Nationals and Chasers, ranked 3RD in MiLB in ON-BASE PERCENTAGE (.442) ... combining his AA & AAA numbers, was the Royals system leader in OBP (.442), 2nd in OPS (.918), 3rd in batting average (.301).
- 2021: Spent the season with Quad Cities (A+) and slashed .241/.368/.451 (62-for-257) in 77 games ... named a High-A Central post-season All-Star at catcher.
- MISC: Grew up down the street from Surprise Stadium, was a dabbler for the AZL Royals the summer of 2011 while in high school, also caught pitchers for the team.

HIT STREAK:

ON-BASE BASE STREAK: 6 Games (5/24 to 5/31), .250 (6-for-25) 1 BB, 1 HBP

- 2023: Hit his first professional grand slam in 5th inning on 4/1 @ IND ... 9 of his last 16 hits have been doubles, 13 of 21 hits this season are XBH (7 singles, 9 doubles, 4 homers).
- 2022: Signed with Milwaukee in December 2021 and after beginning the year with Biloxi (AA), earned a mid-July promotion to Nashville AAA and ended the year with Omaha (AAA) ... across the three teams, slashed .264/.359/.575 (97-for-364) over 104 games, with 30 HR and 82 RBI ... 25 HR in the Brewers system led all hitters in the organization ... despite playing just 62 games with the Shuckers, named the Double-A Southern League's Most Valuable Player and the league's Postseason All-Star at catcher.
- 2014-2021 Over 7 Minor League seasons, played 472 games in the Washington Nationals organization and made his MLB debut with the Nationals in July 2021 ... in 2019, was named a Carolina League midseason All-Star and MiLB Organizational All-Star for the Nationals ... named a Baseball America Rookie All-Star in 2014, playing for the GCL Nationals.

HIT STREAK:

ON-BASE BASE STREAK:

Ranked by MLB Pipeline as the No. 20 Royals prospect ... Ranked by Baseball America as the No. 24 Royals prospect

- 2023: Has 19 multi-hit games of 51 games played this season & hits in 36 of 51 games ... has reached base in 42 of 51 games ... hit his 1st in order in 39 of 51 games he's played (of Omaha's 52), a .307 hitter (23-for-75) with .416 OBP leading off innings ... 6th in the league with 39 runs, 9th with 58 hits ... tied 3rd in Triple-A and tied 8th in MiLB in steals (26) ... stole 4 bases on 5/4 vs. LOU, 3 on 5/26 @ STP.
- 2022: Began the season in the Blue Jays organization with Buffalo (AAA) and appeared in 70 games before being acquired by Kansas City at the 2022 Trade Deadline with RHP Max Castillo in exchange for Whit Merrifield, but did not play the rest of the season due to a preexisting injury (left oblique strain) ... stole 9 bases in 21 games for the Surprise Sagaders in the Arizona Fall League after the conclusion of the Minor League season ... added to KC 40-man roster on 1/10/22 ... traded from CL to TOR on 3/31/2017.

HIT STREAK:

ON-BASE BASE STREAK:

19 CJ
ALEXANDERINFIELD/OUTFIELD • L/R • 6'3" • 215 • 7/16/1996 (26)
Traded from Atlanta – 7/11/2022
Drafted by Atlanta – 2018, 20th Round
Born: Merrillville, Indiana • Resides: Surprise, Arizona16 DAIRON
BLANCOOUTFIELDER • R/R • 6'0" • 200 • 4/26/1993 (30)
Traded from Oakland – 7/27/2019
Born: Florida, Cuba • Resides: Miami, Florida3 TUCKER
BRADLEYOUTFIELDER • L/L • 6'0" • 195 • 5/6/1998 (24)
Signed 6/23/2020 as an Undrafted Free Agent (Georgia)
Born/Resides: Chickamauga, Georgia12 JOHAN
CAMARGOINFILDER • S/R • 6'0" • 205 • 12/13/1993 (30)
Signed 1/25/2023 as a Minor League Free Agent
Born/Resides: Panama City, Panama17 ANGELO
CASTELLANOINFILDER • R/R • 6'0" • 165 • 1/13/1995 (28)
Signed 7/16/2011 as an International Free Agent
Born/Resides: San Diego, Venezuela6 CLAY
DUNGANINFILDER • L/R • 6'1" • 195 • 6/2/1996 (26)
2019 MLB Draft – Round 9 (Indiana State)
Born: Muncie, Indiana • Resides: Alexandria, Indiana24 NATE
EATONINFILDER/OUTFIELD • R/R • 5'11" • 200 • 12/22/1996 (26)
2019 MLB Draft – Round 7 (VMI)
Born/Resides: Chester, Virginia28 TYLER
GENTRYOUTFIELDER • R/R • 6'2" • 215 • 2/1/1999 (24)
2020 MLB Draft – Round 3 (Alabama)
Born: Memphis, Tenn. • Resides: Arlington, Tenn.18 BREWER
HICKLENOUTFIELDER • R/R • 6'2" • 220 • 2/9/1996 (27)
2017 MLB Draft – Round 7 (Alabama at Birmingham)
Born/Resides: Huntsville, Alabama14 LOGAN
PORTERCATCHER/INFILDER • R/R • 6'0" • 200 • 7/12/1995 (27)
Signed 6/21/2018 as an Undrafted Free Agent (Dixie State)
Born: Phoenix, Texas • Resides: Surprise, Arizona25 JAKSON
REETZCATCHER • R/R • 6'0" • 215 • 1/3/1996 (27)
Signed 12/12/2022 as a Minor League Free Agent
Drafted by Washington – 2014, 3rd Round (Norris HS)
Born: Hickman, Nebraska • Resides: Elkhorn, Nebraska0 SAMAD
TAYLORINFILDER/OUTFIELD • R/R • 5'10" • 160 • 7/11/1998 (24)
Traded from Toronto – 8/2/2022
Drafted by Cleveland – 2013, 10th Round (Corona HS)
Born: Corona, California • Resides: Sioux Falls, South Dakota

| SO NICE, THEY DID IT TWICE (OR MORE) | MULTI-HIT GAMES | | | | | MULTI-RUN GAMES | | | | | MULTI-RBI GAMES | | | | | MULTI-BB GAMES | | | | | MULTI-K GAMES | | | | | MULTI-SB GAMES | | | | |
|---|-----------------|----|---|----|-----|-----------------|----|---|----|----|-----------------|----|---|----|----|----------------|---|---|----|----|---------------|----|---|----|----|----------------|---|---|----|----|
| | 2 | 3 | 4 | 5+ | T | 2 | 3 | 4 | 5+ | T | 2 | 3 | 4 | 5+ | T | 2 | 3 | 4 | 5+ | T | 2 | 3 | 4 | 5+ | T | 2 | 3 | 4 | 5+ | T |
| 19 Alexander, CJ | 6 | 2 | - | - | 8 | 4 | 1 | - | - | 5 | 3 | - | - | - | 3 | - | - | - | - | - | 12 | 1 | - | - | 13 | - | - | - | - | - |
| 16 Blanco, Dairon | 7 | 4 | - | - | 11 | 8 | - | - | - | 8 | 2 | - | - | - | 2 | 4 | 1 | - | - | 5 | 2 | 2 | - | - | 4 | 6 | 1 | 1 | - | 8 |
| 3 Bradley, Tucker | 5 | 2 | - | - | 7 | 3 | 1 | - | - | 4 | 2 | 2 | - | - | 4 | 4 | - | - | - | 4 | 1 | - | 1 | - | 2 | 2 | - | - | - | 2 |
| 12 Camargo, Johan | 3 | - | - | - | 3 | - | - | - | - | - | 1 | - | - | - | 1 | 3 | - | - | - | 3 | - | - | - | - | - | - | - | - | - | - |
| 17 Castellano, Angelo | 6 | - | - | - | 6 | 4 | - | - | - | 4 | 3 | 1 | - | - | 4 | 2 | 1 | - | - | 3 | 4 | 1 | - | - | 5 | - | - | - | - | - |
| 6 Dungan, Clay | 1 | - | - | - | 1 | - | 1 | - | - | 1 | 1 | - | - | - | 1 | 1 | - | - | - | 1 | 2 | - | - | - | 2 | - | - | - | - | - |
| 24 Eaton, Nate | 5 | 1 | - | - | 6 | 1 | 1 | - | - | 2 | 2 | - | - | - | 2 | 1 | - | - | - | 1 | 2 | - | - | - | 2 | 1 | 1 | - | - | 2 |
| Fermin, Freddy | 1 | 1 | 1 | - | 3 | 3 | 1 | - | - | 4 | 2 | 1 | - | - | 1 | 4 | 2 | 1 | - | - | 3 | 2 | - | - | 2 | - | - | - | - | - |
| Garcia, Maikel | 4 | 1 | - | - | 5 | 2 | - | - | - | 2 | 2 | 2 | - | - | 4 | 3 | 1 | - | - | 4 | 2 | 1 | - | - | 3 | - | - | - | - | - |
| 28 Gentry, Tyler | 10 | 1 | 1 | - | 12 | 2 | 2 | - | - | 4 | 3 | 2 | - | - | 5 | 3 | 1 | - | - | 4 | 6 | 4 | - | - | 10 | - | - | - | - | - |
| 18 Hicklen, Brewer | 4 | - | - | - | 4 | 2 | - | - | - | 2 | 1 | 1 | - | - | 2 | 2 | - | - | - | 2 | 6 | - | - | - | 6 | - | - | - | - | - |
| Jenista, Greyson | - | - | - | - | - | - | - | - | - | - | - | - | - | - | - | - | - | - | - | - | - | 2 | - | - | 2 | - | - | - | - | - |
| 13 Loftin, Nick | 10 | 3 | 1 | - | 14 | 4 | - | - | - | 4 | 4 | 7 | 1 | - | 12 | - | - | - | - | - | 4 | - | - | - | 4 | - | - | - | - | - |
| Lopez, Nicky | 1 | - | - | - | 1 | - | - | - | - | - | - | - | - | - | - | 1 | - | - | - | 1 | - | - | - | - | - | - | - | - | - | - |
| 14 Porter, Logan | 8 | 2 | - | - | 10 | 4 | - | - | - | 4 | 3 | 1 | - | - | 4 | 3 | 1 | - | - | 4 | 11 | 5 | - | - | 16 | - | - | - | - | - |
| Pratto, Nick | - | 1 | - | - | 1 | 1 | - | - | - | 1 | 2 | - | - | - | 2 | 3 | - | - | - | 3 | 2 | 1 | - | - | 3 | - | - | - | - | - |
| 25 Reetz, Jakson | 4 | 1 | - | - | 5 | - | - | - | - | - | 1 | - | - | - | 1 | 2 | 2 | - | - | 2 | 3 | 2 | 1 | - | 6 | - | - | - | - | - |
| Reyes, Franmil | 1 | - | - | - | 1 | 1 | - | - | - | 1 | 1 | - | - | - | 1 | - | - | - | - | - | 1 | 1 | - | - | 2 | - | - | - | - | - |
| 0 Taylor, Samad | 16 | 3 | - | - | 19 | 7 | 2 | - | - | 9 | 7 | 2 | - | - | 9 | 5 | 1 | - | - | 6 | 12 | 1 | 1 | - | 14 | 2 | 2 | 1 | - | 5 |
| Waters, Drew | 1 | - | 3 | - | 4 | 2 | 2 | - | - | 4 | 1 | 1 | - | - | 2 | 1 | - | - | - | 1 | 1 | 2 | - | - | 3 | - | - | - | - | - |
| | 93 | 22 | 6 | 0 | 121 | 48 | 11 | 0 | 0 | 59 | 41 | 20 | 1 | 2 | 64 | 40 | 7 | 0 | 0 | 47 | 73 | 23 | 3 | 0 | 99 | 11 | 4 | 2 | 0 | 17 |

HITTING STREAKS

| PLAYER | CURRENT | LONGEST | DATES/RESULTS | | | | | | | | |
|-----------------------|---------|---------|---------------|------|----------------|----|----|----|-----|-------|--|
| | | | START | END | AVG | 2B | 3B | HR | RBI | OPS | |
| 19 Alexander, CJ | 2 | 5 | 4/29 | 5/6 | .278 (5 - 18) | 1 | 0 | 0 | 3 | .611 | |
| 16 Blanco, Dairon | - | 6 | 5/23 | 5/30 | .500 (11 - 22) | 1 | 0 | 1 | 3 | 1.242 | |
| 3 Bradley, Tucker | - | 3 | 4/6 | 4/8 | .500 (4 - 8) | 0 | 1 | 0 | 0 | 1.417 | |
| 12 Camargo, Johan | 2 | 3 | 5/16 | 5/28 | .556 (5 - 9) | 0 | 0 | 1 | 1 | 1.581 | |
| 17 Castellano, Angelo | - | 3 (3x) | 5/16 | 5/19 | .455 (5 - 11) | 1 | 0 | 1 | 4 | 1.356 | |
| 6 Dungan, Clay | 2 | 3 | 5/12 | 5/17 | .444 (4 - 9) | 1 | 0 | 0 | 2 | 1.171 | |
| 24 Eaton, Nate | 4 | 4 | 5/28 | 6/1 | .438 (7 - 16) | 1 | 1 | 0 | 1 | 1.125 | |
| 28 Gentry, Tyler | - | 5 | 4/5 | 4/9 | .350 (7 - 20) | 1 | 0 | 1 | 6 | .967 | |
| 18 Hicklen, Brewer | 2 | 3 | 5/13 | 5/18 | .455 (5 - 11) | 1 | 0 | 2 | 5 | 1.591 | |
| 14 Porter, Logan | - | 7 | 4/1 | 4/12 | .370 (10 - 27) | 2 | 0 | 4 | 7 | 1.268 | |
| 25 Reetz, Jakson | - | 6 | 4/23 | 5/7 | .350 (7 - 20) | 4 | 0 | 2 | 4 | 1.285 | |
| 0 Taylor, Samad | - | 7 | 5/12 | 5/19 | .400 (12 - 30) | 3 | 0 | 2 | 8 | 1.186 | |

BOLD indicates longest streak in 2023 among active players

ON-BASE STREAKS

| CURRENT | LONGEST | DATES/RESULTS | | | | | | | | |
|---------|---------|---------------|------|----------------|----|----|----|-----|------|--|
| | | START | END | AVG | 2B | HR | BB | HBP | OBP | |
| 2 | 7 | 5/11 | 5/19 | .250 (7 - 28) | 2 | 3 | 3 | 0 | .313 | |
| 13 | 13 | 5/13 | 6/1 | .390 (16 - 41) | 1 | 1 | 10 | 3 | .537 | |
| 4 | 5 | 4/6 | 4/12 | .364 (8 - 22) | 3 | 3 | 1 | 0 | .391 | |
| 6 | 6 | 5/16 | 6/1 | .444 (8 - 18) | 0 | 2 | 8 | 0 | .615 | |
| 2 | 9 | 4/1 | 4/19 | .320 (8 - 25) | 2 | 2 | 6 | 0 | .438 | |
| 2 | 6 | 5/5 | 5/17 | .313 (5 - 16) | 1 | 1 | 6 | 1 | .522 | |
| 4 | 5 | 4/27 | 5/2 | .368 (7 - 19) | 2 | 1 | 3 | 0 | .455 | |
| - | 9 (2x) | 4/12 | 4/23 | .167 (5 - 30) | 1 | 1 | 9 | 2 | .390 | |
| 2 | 6 | 4/30 | 5/7 | .190 (4 - 21) | 2 | 0 | 5 | 0 | .346 | |
| 6 | 11 | 4/1 | 4/20 | .333 (13 - 39) | 4 | 5 | 6 | 0 | .413 | |
| - | 6 | 4/23 | 5/7 | .350 (7 - 20) | 4 | 2 | 2 | 1 | .435 | |
| - | 16 | 5/12 | 5/30 | .302 (19 - 63) | 6 | 2 | 12 | 2 | .429 | |

Italics indicates longest personal streak is active

PITCHES/PLATE APPEARANCE & PLATE APPEARANCE DEPTH

| PLAYER | AVG. P/PA | TOTAL PA | TOTAL P | LONGEST PA (#) | DATE | INN. | PITCHER | RESULT |
|-----------------------|-----------|----------|---------|----------------|--------------|------|-------------------|--------------------|
| 19 Alexander, CJ | 3.99 | 145 | 578 | 8 (4x) | 5/18 vs. TOL | ▼ 1 | Brenan Hanifee | Flyout (F9) |
| 16 Blanco, Dairon | 3.66 | 166 | 607 | 10 (2x) | 5/13 @ SWB | ▲ 2 | Tanner Tully | Walk |
| 3 Bradley, Tucker | 3.89 | 104 | 405 | 10 | 4/29 @ NAS | ▲ 3 | Robert Stock | Groundout (4-3) |
| 12 Camargo, Johan | 4.85 | 26 | 126 | 9 | 6/1 vs. MEM | ▼ 6 | Kyle Leahy | Walk |
| 17 Castellano, Angelo | 4.12 | 140 | 577 | 10 | 4/18 vs. GWN | ▼ 3 | Michael Soroka | Strikeout Swinging |
| 6 Dungan, Clay | 4.31 | 48 | 207 | 10 | 5/31 vs. MEM | ▼ 2 | Michael McGreevy | Walk |
| 24 Eaton, Nate | 4.35 | 54 | 235 | 10 | 4/29 @ NAS | ▲ 7 | Pedro Fernandez | Flyout (F9) |
| 28 Gentry, Tyler | 4.22 | 225 | 949 | 9 | 5/5 vs. LOU | ▼ 7 | Hunter Strickland | Flyout (F8) |
| 18 Hicklen, Brewer | 3.76 | 92 | 346 | 7 (5x) | 5/25 @ STP | ▲ 8 | Oliver Ortega | Walk |
| 14 Porter, Logan | 4.08 | 166 | 677 | 8 (8x) | 5/24 @ STP | ▲ 3 | Brent Headrick | Walk |
| 25 Reetz, Jakson | 3.95 | 86 | 340 | 13 | 4/21 vs. GWN | ▼ 2 | Allan Winans | Strikeout Swinging |
| 0 Taylor, Samad | 3.97 | 248 | 984 | 9 | 4/25 @ NAS | ▲ 1 | Robert Gasser | Strikeout Looking |
| | 4.02 | 1,500 | 6,031 | | | | | |

PINCH-HITTING LOG (9)

| # | DATE | INNING | PINCH HITTER | HITTING FOR | RESULT |
|-----|--------------------|--------|----------------|-------------------|------------------------|
| 1. | 4/5 vs. Toledo | ▼ 9 | CJ Alexander | Angelo Castellano | Fielder's Choice (4-6) |
| 2. | 4/14 @ Iowa | ▲ 8 | Tucker Bradley | Angelo Castellano | 2-RBI Double |
| 3. | 4/18 vs. Gwinnett | ▼ 9 | Tucker Bradley | Angelo Castellano | Strikeout Looking |
| 4. | 4/29 @ Nashville | ▲ 8 | Logan Porter | CJ Alexander | Strikeout Swinging |
| 5. | 5/7 vs. Louisville | ▼ 9 | CJ Alexander | Angelo Castellano | Groundout (4-3) |
| 6. | 5/10 @ Scranton/WB | ▲ 8 | CJ Alexander | Angelo Castellano | Strikeout Swinging |
| 7. | 5/12 @ Scranton/WB | ▲ 8 | Brewer Hicklen | Tucker Bradley | Flyout (F9) |
| 8. | 5/20 vs. Toledo | ▼ 9 | Tucker Bradley | Angelo Castellano | Strikeout Swinging |
| 9. | 5/27 @ St. Paul | ▲ 7 | Clay Dungan | Samad Taylor | Groundout, 6-3 |
| 10. | | | | | |
| 11. | | | | | |
| 12. | | | | | |
| 13. | | | | | |

Omaha Pinch Hitters: 1-for-9, 2B, 2 RBI, 4 K

Most-Used Pinch Hitter:

CJ Alexander & Tucker Bradley (3x)

Most Frequently Pinch-Hit For:

Angelo Castellano (6x)

PITCH TIMER VIOLATIONS CALLED ON OMAHA HITTERS (1)

| DATE | INNING | UMPIRE | HITTER | COUNT AT CALL | BATTER RESULT (COUNT) |
|--------------------|--------|-------------|------------------|---------------|-----------------------|
| 1. April 12 @ Iowa | ▲ 9 | Tom Hanahan | Samad Taylor (1) | 0-1 | Single (0-2) |
| 2. | | | | | |
| 3. | | | | | |
| 4. | | | | | |
| 5. | | | | | |
| 6. | | | | | |
| 7. | | | | | |

| HR # | PLAYER (SEASON #) | GM # - DATE | OPPONENT | PITCHER | PITCH TYPE | DIRECTION | ON BASE | INNING | OUTS | COUNT | SCORE | FINAL | DISTANCE | EXIT VELO | LAUNCH ANGLE |
|------|-----------------------|---------------|----------------|-------------------------|------------|-----------|---------|--------|------|-------|-------|-------------|----------|-----------|--------------|
| 1. | Logan Porter (1) | 2 - April 1 | @ Indianapolis | Caleb Smith (L) | 4-seam FB | LF | 0 | ▲4 | 1 | 2-2 | 3-0 | W, 12-1 | 417 ft | 106.6 mph | 32° |
| 2. | Jakson Reetz (1) | 2 - April 1 | @ Indianapolis | Caleb Smith (L) | Slider | LF | 3 | ▲5 | 2 | 2-1 | 8-0 | W, 12-1 | 408 ft | 103.9 mph | 25° |
| 3. | Dairon Blanco (1) | 3 - April 2 | @ Indianapolis | Mike Burrows | 4-seam FB | LCF | 0 | ▲5 | 2 | 3-2 | 1-3 | W, 8-3 | 411 ft | 105.2 mph | 23° |
| 4. | Samad Taylor (1) | 3 - April 2 | @ Indianapolis | J.C. Flowers | 4-seam FB | LF | 0 | ▲8 | 0 | 2-1 | 2-3 | W, 8-3 | 334 ft | 104.5 mph | 22° |
| 5. | Nick Loftin (1) | 3 - April 2 | @ Indianapolis | Daniel Zamora (L) | 4-seam FB | LF | 2 | ▲8 | 1 | 1-2 | 5-3 | W, 8-3 | 362 ft | 97.2 mph | 29° |
| 6. | Maikel Garcia (1) | 4 - April 4 | vs. Toledo | Alex Faedo | 4-seam FB | RF | 0 | ▼1 | 1 | 2-1 | 1-0 | L, 9-2 | 349 ft | 94.3 mph | 35° |
| 7. | Tyler Gentry (1) | 5 - April 5 | vs. Toledo | Tyler Holton (L) | Cutter | CF | 2 | ▼6 | 0 | 2-0 | 3-1 | L, 7-6 | 417 ft | 106.5 mph | 27° |
| 8. | Logan Porter (2) | 5 - April 5 | vs. Toledo | Tyler Holton (L) | Slider | LF | 0 | ▼6 | 0 | 3-1 | 4-1 | L, 7-6 | 346 ft | 103.3 mph | 37° |
| 9. | Logan Porter (3) | 5 - April 5 | vs. Toledo | Matt Wisler | 4-seam FB | RCF | 0 | ▼8 | 0 | 2-2 | 5-6 | L, 7-6 | 364 ft | 94.7 mph | 34° |
| 10. | Nick Loftin (2) | 6 - April 6 | vs. Toledo | Brenan Haniffee | Slider | LCF | 0 | ▼2 | 0 | 2-2 | 1-1 | L, 8-5 | 401 ft | 101.8 mph | 32° |
| 11. | CJ Alexander (1) | 6 - April 6 | vs. Toledo | Brenan Haniffee | Sinker | CF | 0 | ▼4 | 1 | 2-2 | 3-6 | L, 8-5 | 409 ft | 101.1 mph | 35° |
| 12. | Logan Porter (4) | 7 - April 7 | vs. Toledo | Reese Olson | 4-seam FB | LF | 0 | ▼3 | 0 | 3-2 | 5-2 | W, 9-4 | 395 ft | 104.3 mph | 45° |
| 13. | Freddy Fermin (1) | 8 - April 8 | vs. Toledo | Will Vest | Slider | CF | 3 | ▼3 | 2 | 0-0 | 6-1 | W, 13-8 | 401 ft | 102.1 mph | 42° |
| 14. | Angelo Castellano (1) | 8 - April 8 | vs. Toledo | Will Vest | 4-seam FB | LCF | 1 | ▼4 | 0 | 2-0 | 8-1 | W, 13-8 | 401 ft | 102.8 mph | 33° |
| 15. | Freddy Fermin (2) | 8 - April 8 | vs. Toledo | Ashton Goudeau | Changeup | CF | 1 | ▼5 | 0 | 1-1 | 10-1 | W, 13-8 | 428 ft | 105.9 mph | 28° |
| 16. | CJ Alexander (2) | 8 - April 8 | vs. Toledo | Ashton Goudeau | Changeup | LF | 0 | ▼7 | 0 | 1-0 | 11-8 | W, 13-8 | 351 ft | 92.4 mph | 43° |
| 17. | Angelo Castellano (2) | 9 - April 9 | vs. Toledo | Alex Faedo | 4-seam FB | LF | 0 | ▼3 | 1 | 0-0 | 1-0 | L, 8-2 | 373 ft | 98.0 mph | 25° |
| 18. | Samad Taylor (2) | 10 - April 11 | @ Iowa | Roenis Elias (L) | 4-seam FB | CF | 2 | ▲5 | 2 | 0-2 | 3-9 | L, 9-6 | 405 ft | 100.9 mph | 25° |
| 19. | Freddy Fermin (3) | 10 - April 11 | @ Iowa | Brandon Hughes (L) | 4-seam FB | LF | 1 | ▲6 | 2 | 0-1 | 6-9 | L, 9-6 | 398 ft | 100.3 mph | 33° |
| 20. | CJ Alexander (3) | 11 - April 12 | @ Iowa | Riley Thompson | Changeup | RF | 0 | ▲2 | 0 | 1-0 | 2-1 | W, 10-6 | 394 ft | 104.3 mph | 24° |
| 21. | Tyler Gentry (2) | 11 - April 12 | @ Iowa | Riley Thompson | Slider | LF | 0 | ▲3 | 2 | 1-2 | 3-1 | W, 10-6 | 393 ft | 103.3 mph | 26° |
| 22. | Tucker Bradley (1) | 11 - April 12 | @ Iowa | Rowan Wick | 4-seam FB | RCF | 1 | ▲6 | 2 | 1-1 | 7-3 | W, 10-6 | 392 ft | 98.2 mph | 29° |
| 23. | Nick Loftin (3) | 11 - April 12 | @ Iowa | Anthony Kay (L) | Slider | CF | 0 | ▲8 | 0 | 2-1 | 8-6 | W, 10-6 | 420 ft | 104.3 mph | 28° |
| 24. | Nick Loftin (4) | 12 - April 13 | @ Iowa | Nick Neidert | 4-seam FB | LF | 0 | ▲4 | 2 | 3-2 | 1-11 | L, 14-1 | 370 ft | 100.4 mph | 38° |
| 25. | Nick Pratto (1) | 15 - April 19 | vs. Gwinnett | Beau Burrows | Slider | CF | 0 | ▼2 | 0 | 1-2 | 1-1 | L, 6-2 | 399 ft | 100.2 mph | 26° |
| 26. | Logan Porter (5) | 15 - April 19 | vs. Gwinnett | Beau Burrows | Slider | LF | 0 | ▼4 | 1 | 1-2 | 2-3 | L, 6-2 | 350 ft | 94.9 mph | 50° |
| 27. | CJ Alexander (4) | 17 - April 21 | vs. Gwinnett | Allan Winans | Changeup | RF | 0 | ▼2 | 2 | 0-0 | 1-1 | L, 7-3 | 395 ft | 96.2 mph | 37° |
| 28. | Nick Pratto (2) | 18 - April 22 | vs. Gwinnett | Dylan Dodd (L) | Changeup | RF | 1 | ▼1 | 2 | 3-1 | 2-0 | L, 5-2 | 350 ft | 88.4 mph | 39° |
| 29. | Nate Eaton (1) | 22 - April 27 | @ Nashville | Janson Junk | Sweeper | LF | 0 | ▲2 | 2 | 2-2 | 1-0 | W, 2-1 | 403 ft | 103.0 mph | 32° |
| 30. | Freddy Fermin (4) | 24 - April 29 | @ Nashville | Robert Stock | 4-seam FB | RCF | 2 | ▲1 | 1 | 3-1 | 4-0 | L, 6-5 (10) | 381 ft | 104.3 mph | 23° |
| 31. | Tyler Gentry (3) | 25 - April 30 | @ Nashville | Robert Gasser (L) | 4-seam FB | LF | 1 | ▲3 | 2 | 1-0 | 2-1 | W, 10-6 | 391 ft | 100.6 mph | 33° |
| 32. | Logan Porter (6) | 25 - April 30 | @ Nashville | Robert Gasser (L) | Slider | LF | 0 | ▲4 | 0 | 2-1 | 3-1 | W, 10-6 | 389 ft | 102.3 mph | 29° |
| 33. | Freddy Fermin (5) | 25 - April 30 | @ Nashville | Robert Gasser (L) | Changeup | LF | 0 | ▲5 | 1 | 2-0 | 5-1 | W, 10-6 | 368 ft | 94.8 mph | 35° |
| 34. | Nick Loftin (5) | 28 - May 4 | vs. Louisville | Silvino Bracho | Slider | LF | 0 | ▼7 | 0 | 0-0 | 8-11 | L, 12-10 | 365 ft | 101.1 mph | 19° |
| 35. | Jakson Reetz (2) | 29 - May 5 | vs. Louisville | Brandon Williamson (L) | 4-seam FB | LF | 1 | ▼2 | 1 | 0-0 | 2-1 | W, 6-2 | 346 ft | 100.2 mph | 27° |
| 36. | Nick Loftin (6) | 29 - May 5 | vs. Louisville | Brandon Williamson (L) | Slider | CF | 0 | ▼6 | 0 | 0-0 | 3-1 | W, 6-2 | 395 ft | 105.6 mph | 24° |
| 37. | Angelo Castellano (3) | 30 - May 6 | vs. Louisville | Ryan Nutof | Curveball | LF | 1 | ▼7 | 2 | 2-2 | 8-8 | W, 11-9 | 376 ft | 95.2 mph | 29° |
| 38. | Jakson Reetz (3) | 31 - May 7 | vs. Louisville | Andrew Abbott (L) | Changeup | LF | 0 | ▼4 | 1 | 2-0 | 1-0 | L, 4-3 | 426 ft | 104.4 mph | 32° |
| 39. | Franmil Reyes (1) | 31 - May 7 | vs. Louisville | Andrew Abbott (L) | Curveball | LCF | 1 | ▼5 | 2 | 3-2 | 3-0 | L, 4-3 | 389 ft | 100.8 mph | 29° |
| 40. | Clay Dungan (1) | 32 - May 9 | @ Scranton/WB | Mitch Spence | 4-seam FB | RCF | 0 | ▲3 | 0 | 1-00 | 2-2 | L, 14-2 | 388 ft | 104.0 mph | 28° |
| 41. | Dairon Blanco (2) | 33 - May 10 | @ Scranton/WB | Luis Severino | Changeup | LF | 0 | ▲3 | 0 | 0-1 | 1-1 | L, 4-3 | 377 ft | 99.6 mph | 24° |
| 42. | CJ Alexander (5) | 34 - May 11 | @ Scranton/WB | Colten Brewer | Slider | CF | 0 | ▲9 | 0 | 1-1 | 3-1 | W, 4-3 (11) | 422 ft | 106.4 mph | 23° |
| 43. | CJ Alexander (6) | 36 - May 13 | @ Scranton/WB | Greg Weissert | Sweeper | RF | 0 | ▲6 | 1 | 0-0 | 4-3 | L, 8-6 | 377 ft | 102.7 mph | 39° |
| 44. | CJ Alexander (7) | 37 - May 14 | @ Scranton/WB | Mitch Spence | 4-seam FB | RCF | 0 | ▲2 | 0 | 3-2 | 1-1 | W, 6-3 | 416 ft | 109.9 mph | 24° |
| 45. | Brewer Hicklen (1) | 37 - May 14 | @ Scranton/WB | D.J. Snelten (L) | Changeup | LF | 0 | ▲9 | 0 | 2-1 | 4-3 | W, 6-3 | 344 ft | 109.5 mph | 25° |
| 46. | Samad Taylor (3) | 37 - May 14 | @ Scranton/WB | D.J. Snelten (L) | 4-seam FB | RCF | 1 | ▲9 | 2 | 3-1 | 6-3 | W, 6-3 | 346 ft | 95.2 mph | 29° |
| 47. | Samad Taylor (4) | 39 - May 17 | vs. Toledo | Zach Logue (L) | 4-seam FB | RCF | 1 | ▼1 | 0 | 0-1 | 2-1 | W, 16-8 | 372 ft | 100.0 mph | 30° |
| 48. | Logan Porter (7) | 39 - May 17 | vs. Toledo | Zach Logue (L) | 4-seam FB | LF | 1 | ▼1 | 0 | 0-0 | 4-1 | W, 16-8 | 401 ft | 102.3 mph | 38° |
| 49. | Angelo Castellano (4) | 39 - May 17 | vs. Toledo | Miguel Del Pozo (L) | 4-seam FB | LF | 1 | ▼5 | 2 | 1-0 | 10-5 | W, 16-8 | 385 ft | 99.2 mph | 26° |
| 50. | Brewer Hicklen (2) | 40 - May 18 | vs. Toledo | Miguel Diaz | Sinker | LCF | 2 | ▼8 | 0 | 2-0 | 9-0 | W, 9-0 | 443 ft | 108.4 mph | 32° |
| 51. | Drew Waters (1) | 43 - May 21 | vs. Toledo | Ashton Goudeau | 4-seam FB | RCF | 0 | ▼3 | 0 | 1-1 | 1-2 | W, 8-4 | 408 ft | 108.7 mph | 29° |
| 52. | Drew Waters (2) | 43 - May 21 | vs. Toledo | Ashton Goudeau | Changeup | LCF | 1 | ▼4 | 1 | 2-0 | 4-3 | W, 8-4 | 366 ft | 99.5 mph | 32° |
| 53. | Tucker Bradley (2) | 43 - May 21 | vs. Toledo | Seth Elledge | Sinker | LCF | 1 | ▼6 | 0 | 1-1 | 6-4 | W, 8-4 | 388 ft | 100.5 mph | 28° |
| 54. | Jakson Reetz (4) | 43 - May 21 | vs. Toledo | Braden Bristo | Sweeper | LF | 0 | ▼7 | 0 | 2-1 | 8-4 | W, 8-4 | 412 ft | 104.1 mph | 36° |
| 55. | Dairon Blanco (3) | 44 - May 23 | @ St. Paul | Simeon Woods Richardson | 4-seam FB | CF | 0 | ▲4 | 1 | 1-1 | 4-0 | W, 6-1 | 455 ft | 104.5 mph | 28° |
| 56. | Nick Loftin (7) | 45 - May 24 | @ St. Paul | Brent Headrick (L) | Changeup | LF | 2 | ▲3 | 1 | 2-2 | 3-5 | L, 6-5 | 433 ft | 103.7 mph | 24° |
| 57. | Nick Loftin (8) | 46 - May 25 | @ St. Paul | Cody Laweryson | Sweeper | LF | 2 | ▲7 | 0 | 1-2 | 4-4 | L, 8-6 | 357 ft | 97.3 mph | 22° |
| 58. | Johan Camargo (1) | 48 - May 27 | @ St. Paul | Randy Dobnak | Changeup | CF | 0 | ▲5 | 0 | 1-2 | 1-3 | L, 14-1 | 426 ft | 102.2 mph | 26° |
| 59. | Nick Loftin (9) | 50 - May 30 | vs. Memphis | Jake Woodford | Curveball | LF | 1 | ▼1 | 2 | 0-0 | 2-1 | W, 7-6 | 370 ft | 91.0 mph | 29° |
| 60. | Tyler Gentry (3) | 50 - May 30 | vs. Memphis | Connor Thomas (L) | Slider | LCF | 1 | ▼3 | 0 | 2-1 | 4-1 | W, 7-6 | 471 ft | 103.6 mph | 27° |
| 61. | Johan Camargo (2) | 52 - June 1 | vs. Memphis | Dakota Hudson | Slider | RCF | 1 | ▼4 | 2 | 0-2 | 2-1 | L, 12-6 | 393 ft | 98.2 mph | 31° |
| 62. | Brewer Hicklen (3) | 52 - June 1 | vs. Memphis | Ryan Loutos | Sinker | CF | 0 | ▼7 | 0 | 1-0 | 4-10 | L, 12-6 | 425 ft | 105.8 mph | 33° |
| 63. | CJ Alexander (8) | 52 - June 1 | vs. Memphis | Ryan Loutos | Cutter | RCF | 1 | ▼8 | 0 | 2-2 | 5-12 | L, 12-6 | 400 ft | 102.8 mph | 30° |

HOME RUN BREAKDOWN

| | | | | | OUTS | | | RUNNERS ON | | | | TIED GO | | DIRECTION | | | | | BESTS | | LAST HOME RUN | | | | | | |
|-------------------|------------|------|------|---------|------|----|----|------------|----|----|---|---------|-------|-----------|-----|----|-----|----|-------|-----|---------------|----------|----------------|--------------------|-------|----------|----|
| PLAYER | 2023 TOTAL | HOME | ROAD | RHP LHP | 0 | 1 | 2 | 0 | 1 | 2 | 3 | GAME | AHEAD | LF | LCF | CF | RCF | RF | FT | MPH | DATE | OPPONENT | PITCHER | KIND | INN | PA SINCE | |
| Nick Loftin | 9 | 4 | 5 | 5 | 4 | 5 | 2 | 2 | 5 | 1 | 3 | - | 2 | 2 | 6 | 1 | 2 | - | - | 433 | 105.6 | 5/30 | vs. Memphis | J. Woodford | 2-Run | ▼ 1 | 3 |
| CJ Alexander | 8 | 4 | 4 | 8 | - | 5 | 2 | 1 | 7 | 1 | - | - | 2 | 2 | 1 | - | 2 | 2 | 3 | 422 | 109.9 | 6/1 | vs. Memphis | R. Loutos | 2-Run | ▼ 8 | 1 |
| Logan Porter | 7 | 5 | 2 | 3 | 4 | 5 | 2 | - | 6 | 1 | - | - | - | - | 6 | - | - | 1 | - | 417 | 106.6 | 5/17 | vs. Toledo | Z. Logue | 2-Run | ▼ 1 | 52 |
| Freddy Fermin | 5 | 2 | 3 | 3 | 2 | 1 | 2 | 2 | 1 | 2 | 1 | 1 | - | - | 2 | - | 2 | 1 | - | 428 | 105.9 | 4/30 | @ Nashville | R. Gasser | Solo | ▲ 5 | 2 |
| Tyler Gentry | 4 | 2 | 2 | 1 | 3 | 2 | - | 2 | 1 | 2 | 1 | - | - | 2 | 2 | 1 | 1 | - | - | 471 | 106.5 | 5/30 | vs. Memphis | C. Thomas | 2-Run | ▼ 3 | 12 |
| Jakson Reetz | 4 | 3 | 1 | 1 | 3 | 1 | 2 | 1 | 2 | 1 | - | 1 | - | 2 | 4 | - | - | - | - | 426 | 104.4 | 5/21 | vs. Toledo | B. Bristo | Solo | ▼ 7 | 16 |
| Angelo Castellano | 4 | 4 | - | 3 | 1 | 1 | 1 | 2 | 1 | 3 | - | - | 1 | 1 | 3 | 1 | - | - | - | 401 | 102.8 | 5/17 | vs. Toledo | M. Del Pozo | 2-Run | ▼ 5 | 39 |
| Samad Taylor | 4 | 1 | 3 | 1 | 3 | 2 | - | 2 | 1 | 2 | 1 | - | - | 1 | 1 | - | 1 | 2 | - | 405 | 104.5 | 5/17 | vs. Toledo | Z. Logue | 2-Run | ▼ 1 | 67 |
| Brewer Hicklen | 3 | 2 | 1 | 2 | 1 | 3 | - | - | 2 | - | 1 | - | - | 1 | 1 | 1 | 1 | - | - | 443 | 109.5 | 6/1 | vs. Memphis | R. Loutos | Solo | ▼ 7 | 1 |
| Dairon Blanco | 3 | - | 3 | 3 | - | 1 | 1 | 1 | 3 | - | - | - | - | 1 | 1 | 1 | 1 | - | - | 455 | 105.2 | 5/23 | @ St. Paul | S.Woods Richardson | Solo | ▲ 4 | 32 |
| Johan Camargo | 2 | 1 | 1 | 2 | - | 1 | - | 1 | 1 | 1 | - | - | - | 1 | - | - | 1 | 1 | - | 426 | 102.2 | 6/1 | vs. Memphis | D. Hudson | Solo | ▼ 4 | 3 |
| Drew Waters | 2 | 2 | - | 2 | - | 1 | 1 | - | 1 | 1 | - | - | - | 1 | - | 1 | - | 1 | - | 408 | 108.7 | 5/21 | vs. Toledo | A. Goudeau | 2-Run | ▼ 6 | 12 |
| Tucker Bradley | 2 | 1 | 1 | 2 | - | 1 | - | 1 | - | 2 | - | - | - | 1 | - | 1 | - | 1 | - | 392 | 100.5 | 5/21 | vs. Toledo | S. Elledge | 2-Run | ▼ 4 | 14 |
| Nick Pratto | 2 | 2 | - | 1 | 1 | 1 | - | 1 | 1 | 1 | - | - | 1 | 1 | - | - | 1 | - | 1 | 399 | 100.2 | 4/22 | @ Scranton/WB | D. Dodd | 2-Run | ▼ 1 | 19 |
| Clay Dungan | 1 | - | 1 | 1 | - | 1 | - | - | 1 | - | - | - | 1 | - | - | - | - | 1 | - | 388 | 104.0 | 5/9 | @ Scranton/WB | M. Spence | Solo | ▲ 3 | 44 |
| Franmil Reyes | 1 | 1 | - | - | 1 | - | - | 1 | - | 1 | - | - | - | - | - | 1 | - | - | - | 389 | 100.8 | 5/7 | vs. Louisville | A. Abbott | 2-Run | ▼ 5 | 1 |
| Nate Eaton | 1 | - | 1 | 1 | - | - | - | 1 | 1 | - | - | - | - | 1 | 1 | - | - | - | - | 403 | 103.0 | 4/27 | @ Nashville | J. Junk | Solo | ▲ 2 | 53 |
| Maikel Garcia | 1 | 1 | - | 1 | - | - | 1 | - | 1 | - | - | - | - | 1 | - | - | - | - | 1 | 349 | 94.3 | 4/4 | vs. Toledo | A. Faedo | Solo | ▼ 1 | 94 |
| | 63 | 35 | 28 | 40 | 23 | 31 | 14 | 18 | 35 | 19 | 7 | 2 | 7 | 18 | 28 | 8 | 12 | 10 | 5 | | | | | | | | |

INNING DISTRIBUTION

| 1st Inning | 2nd Inning | 3rd Inning | 4th Inning | 5th Inning | 6th Inning | 7th Inning | 8th Inning | 9th Inning | 10th Inning | 11th Inning |
|------------|------------|------------|------------|------------|------------|------------|------------|------------|-------------|-------------|
| 6 | 7 | 10 | 10 | 8 | 7 | 6 | 6 | 3 | - | - |

NOTABLE STORM CHASERS HOME RUNS

| BACK-TO-BACK HOMERS (1) | | 2-HOMER GAMES (3) | | 3-HOMER GAMES (0) | | GRAND SLAMS (2) | |
|-----------------------------|----------------------|---------------------|-----------------|---------------------|---------------|---------------------|--------------------------|
| PLAYERS | DATE/OPPONENT (INN.) | PLAYER (CAREER NO.) | DATE/OPPONENT | PLAYER (CAREER NO.) | DATE/OPPONENT | PLAYER (CAREER NO.) | DATE/OPPONENT (INN.) |
| Tyler Gentry & Logan Porter | 4/5 vs. Toledo (6th) | Logan Porter (3rd) | 4/5 vs. Toledo | | | Jakson Reetz (1st) | 4/1 @ Indianapolis (5th) |
| | | Freddy Fermin (4th) | 4/8 vs. Toledo | | | Freddy Fermin (3rd) | 4/8 vs. Toledo (3rd) |
| | | Drew Waters (3rd) | 5/21 vs. Toledo | | | | |

| LEADOFF HOMERS (0) | | INSIDE-THE PARK HOMERS (0) | | PINCH-HIT HOMERS (0) | | WALK-OFF HOMERS (0) | |
|---------------------|---------------|----------------------------|----------------------|----------------------|----------------------|---------------------|---------------|
| PLAYER (CAREER NO.) | DATE/OPPONENT | PLAYER (CAREER NO.) | DATE/OPPONENT (INN.) | PLAYER (CAREER NO.) | DATE/OPPONENT (INN.) | PLAYER | DATE/OPPONENT |

| HOME RUN SITUATION | # OF | DATE OF LAST | BATTER ('23 HR #) | PITCHER | COUNT | RUNNERS ON | OUTS | INNING | SCORE @ HR | FINAL |
|---------------------|------|--------------------|-------------------|----------------|-------|------------|------|--------|------------|---------|
| GO-AHEAD HOME RUN | 18 | June 1 vs. Memphis | Johan Camargo (2) | Dakota Hudson | 0-2 | 1 | 2 | ▼ 4 | 2-1 | L, 12-6 |
| GAME-TYING HOME RUN | 7 | May 25 @ St. Paul | Nick Loftin (8) | Cody Laweryson | 1-2 | 2 | 0 | ▲ 7 | 4-4 | L, 8-6 |

NOTABLE OPPOSING HOME RUNS

| BACK-TO-BACK HOMERS (2) | | 2-HOMER GAMES (2) | | 3-HOMER GAMES (1) | | GRAND SLAMS (3) | |
|------------------------------|--------------------------|-----------------------|------------------|----------------------------------|--------------------|-----------------|---------------------------|
| PLAYERS | DATE/OPPONENT (INN.) | PLAYER (CAREER NO.) | DATE/OPPONENT | PLAYER (CAREER NO.) | DATE/OPPONENT | PLAYER | DATE/OPPONENT (INN.) |
| Encarnacion-Strand & Benson | 5/4 vs. Louisville (1st) | Jermaine Palacios (5) | 5/17 vs. Toledo | Christian Encarnacion-Strand (1) | 5/4 vs. Louisville | Andy Ibáñez | April 6 vs. Toledo (3rd) |
| Jordan Walker & Moisés Gómez | 5/31 vs. Memphis (6th) | Moisés Gómez (7) | 5/31 vs. Memphis | | | Andrés Chaparro | May 9 @ Scranton/WB (7th) |
| | | | | | | Jair Camargo | May 28 @ St. Paul (7th) |

| LEADOFF HOMERS (4) | | INSIDE-THE PARK HOMERS (0) | | PINCH-HIT HOMERS (0) | | WALK-OFF HOMERS (2) | |
|--------------------|--------------------|----------------------------|----------------------|----------------------|----------------------|---------------------|--------------------|
| PLAYER | DATE/OPPONENT | PLAYER | DATE/OPPONENT (INN.) | PLAYER | DATE/OPPONENT (INN.) | PLAYER | DATE/OPPONENT |
| Christopher Morel | 4/14 @ Iowa | | | | | Michael Hermosillo | 5/10 @ Scranton/WB |
| Forrest Wall | 4/19 vs. Gwinnett | | | | | Ben Rortvedt | 5/13 @ Scranton/WB |
| Michael Siani | 5/3 vs. Louisville | | | | | | |
| Michael Siani | 5/5 vs. Louisville | | | | | | |

AFTER-INNING RECORDS

| | LEADING | TRAILING | TIED |
|-----------------|---------|----------|---------|
| AFTER 1 INNING | 6 - 6 | 6 - 9 | 10 - 15 |
| AFTER 2 INNINGS | 12 - 7 | 8 - 12 | 2 - 11 |
| AFTER 3 INNINGS | 15 - 8 | 4 - 16 | 3 - 6 |
| AFTER 4 INNINGS | 17 - 7 | 3 - 19 | 2 - 4 |
| AFTER 5 INNINGS | 16 - 6 | 4 - 21 | 2 - 3 |
| AFTER 6 INNINGS | 17 - 6 | 4 - 24 | 1 - 0 |
| AFTER 7 INNINGS | 17 - 5 | 4 - 23 | 1 - 2 |
| AFTER 8 INNINGS | 19 - 1 | 2 - 26 | 1 - 2 |

STORM CHASERS BIG INNINGS

| DATE | INNING | RUNS |
|------------------------|--------|------|
| 1. May 17 vs. Toledo | 1st | 7 |
| April 2 @ Indianapolis | 8th | 7 |
| 3. May 18 vs Toledo | 8th | 6 |
| April 8 vs. Toledo | 3rd | 6 |
| 5. | | |
| 6. | | |
| 7. | | |
| 8. | | |

SCORE BY INNINGS

| | 1 | 2 | 3 | 4 | 5 | 6 | 7 | 8 | 9 | 10 | 11+ | TOTAL |
|-------------------|----------|------------|----------|----------|----------|------------|-----------|-----------|----------|-----------|----------|------------|
| Omaha | 36 | 24 | 36 | 27 | 42 | 27 | 28 | 37 | 28 | 0 | 1 | 286 |
| Opponents | 36 | 44 | 33 | 22 | 35 | 57 | 34 | 43 | 24 | 1 | 0 | 329 |
| Difference | 0 | -20 | 3 | 5 | 7 | -30 | -6 | -6 | 4 | -1 | 1 | -43 |

| SCORE BY INNINGS V. MEMPHIS | 1 | 2 | 3 | 4 | 5 | 6 | 7 | 8 | 9 | 10 | 11+ | TOTAL |
|-------------------------------|----------|----------|----------|----------|----------|------------|-----------|-----------|-----------|----------|----------|------------|
| Omaha | 2 | 1 | 3 | 4 | 3 | 1 | 1 | 2 | 0 | 0 | 0 | 17 |
| Memphis | 1 | 1 | 2 | 2 | 1 | 13 | 2 | 4 | 1 | 0 | 0 | 27 |
| vs. Memphis Difference | 1 | 0 | 1 | 2 | 2 | -12 | -1 | -2 | -1 | 0 | 0 | -10 |

MULTI-RUN INNINGS

| | 2 | 3 | 4 | 5 | 6 | 7 | 8 | 9 | 10+ | TOTAL |
|---------------|----|----|---|---|---|---|---|---|-----|-----------|
| Storm Chasers | 37 | 17 | 9 | 2 | 2 | 2 | - | - | - | 69 |
| Opponents | 38 | 22 | 8 | 5 | 4 | 1 | 1 | 1 | - | 80 |

RECORD BY RUNS SCORED/ALLOWED

| RUNS | 0 | 1 | 2 | 3 | 4 | 5 | 6 | 7 | 8 | 9 | 10 | 11 | 12 | 13+ |
|---------|-------|-------|-------|-------|-------|-------|-------|-------|-------|-------|-------|-------|-------|-------|
| SCORED | 0 - 1 | 0 - 4 | 1 - 6 | 1 - 6 | 1 - 3 | 1 - 3 | 4 - 6 | 1 - 0 | 3 - 0 | 3 - 0 | 2 - 1 | 2 - 0 | 1 - 0 | 2 - 0 |
| ALLOWED | 1 - 0 | 2 - 0 | 3 - 0 | 4 - 0 | 2 - 5 | 0 - 2 | 4 - 3 | 0 - 3 | 3 - 5 | 1 - 5 | 0 - 2 | 0 - 0 | 0 - 2 | 0 - 3 |

RECORD BY MARGIN OF VICTORY/DEFEAT

| 1 Run | 2 Runs | 3 Runs | 4 Runs | 5 Runs | 6 Runs | 7 Runs | 8 Runs | 9 Runs | 10+ Runs |
|-------|--------|--------|--------|--------|--------|--------|--------|--------|----------|
| 4 - 6 | 4 - 3 | 2 - 6 | 4 - 3 | 4 - 3 | 0 - 4 | 0 - 2 | 2 - 0 | 1 - 0 | 1 - 3 |

2023 STORM CHASERS MONTH BY MONTH

HITTING

| MONTH | AVG | G | AB | R | H | TB | 2B | 3B | HR | RBI | BB | IBB | SO | SB | CS | OBP | SLG | OPS | SAC | SF | HBP | GIDP | LOB |
|--------------|-------------|-----------|-------------|------------|------------|------------|------------|-----------|-----------|------------|------------|----------|------------|------------|-----------|-------------|-------------|-------------|----------|-----------|-----------|-----------|------------|
| MARCH | .300 | 1 | 40 | 8 | 12 | 16 | 2 | 1 | 0 | 8 | 9 | 0 | 12 | 5 | 0 | .429 | .400 | .829 | 0 | 0 | 0 | 0 | 14 |
| APRIL | .250 | 24 | 799 | 124 | 200 | 352 | 49 | 2 | 33 | 118 | 99 | 0 | 204 | 38 | 8 | .337 | .441 | .778 | 1 | 11 | 11 | 24 | 156 |
| MAY | .269 | 26 | 885 | 148 | 238 | 386 | 53 | 7 | 27 | 131 | 120 | 0 | 218 | 58 | 13 | .366 | .436 | .802 | 1 | 6 | 19 | 28 | 198 |
| JUNE | .265 | 1 | 34 | 6 | 9 | 20 | 2 | 0 | 3 | 6 | 6 | 0 | 10 | 1 | 0 | .390 | .588 | .978 | 0 | 0 | 1 | 2 | 8 |
| JULY | | | | | | | | | | | | | | | | | | | | | | | |
| AUGUST | | | | | | | | | | | | | | | | | | | | | | | |
| SEPTEMBER | | | | | | | | | | | | | | | | | | | | | | | |
| TOTAL | .261 | 52 | 1758 | 286 | 459 | 774 | 106 | 10 | 63 | 263 | 234 | 0 | 444 | 102 | 21 | .355 | .440 | .795 | 2 | 17 | 31 | 54 | 376 |

PITCHING

| MONTH | W | L | ERA | G | GS | CG | SHO | GF | HLD | SV | SVO | IP | H | R | ER | HR | HB | BB | SO | WP | BK | WHIP | AVG |
|--------------|-----------|-----------|-------------|-----------|-----------|----------|----------|-----------|-----------|-----------|-----------|--------------|------------|------------|------------|-----------|-----------|------------|------------|-----------|----------|-------------|-------------|
| MARCH | 1 | 0 | 6.00 | 1 | 1 | 0 | 0 | 1 | 0 | 1 | 1 | 9.0 | 11 | 6 | 6 | 1 | 1 | 2 | 7 | 0 | 1 | 1.44 | .297 |
| APRIL | 9 | 15 | 5.65 | 24 | 24 | 0 | 0 | 24 | 11 | 3 | 7 | 212.0 | 238 | 149 | 133 | 30 | 17 | 104 | 198 | 16 | 2 | 1.61 | .284 |
| MAY | 12 | 14 | 5.61 | 26 | 26 | 0 | 1 | 26 | 17 | 6 | 12 | 229.1 | 247 | 162 | 143 | 46 | 15 | 126 | 235 | 13 | 1 | 1.63 | .278 |
| JUNE | 0 | 1 | 12.00 | 1 | 1 | 0 | 0 | 1 | 0 | 0 | 0 | 9.0 | 11 | 12 | 12 | 3 | 0 | 11 | 8 | 0 | 0 | 2.44 | .297 |
| JULY | | | | | | | | | | | | | | | | | | | | | | | |
| AUGUST | | | | | | | | | | | | | | | | | | | | | | | |
| SEPTEMBER | | | | | | | | | | | | | | | | | | | | | | | |
| TOTAL | 22 | 30 | 5.76 | 52 | 52 | 0 | 1 | 52 | 28 | 10 | 20 | 459.1 | 507 | 329 | 294 | 80 | 33 | 243 | 448 | 29 | 4 | 1.63 | .281 |

2023 WALK-OFF TRACKER (0 FOR, 5 AGAINST)

| GAME # | DATE | OPPONENT | FINAL (INN.) | PLAYER | WINNING RUN | PITCHER | HOW | OUTS | COUNT |
|--------|----------|---------------|--------------|--------------------|------------------|---------------|--|------|-------|
| 23 | April 28 | @ Nashville | L, 4-3 (9) | Brian Navarreto | Skye Bolt | Josh Dye | Throwing error by 3B Maikel Garcia | 2 | 1-0 |
| 24 | April 29 | @ Nashville | L, 6-5 (10) | Keston Hiura | Eddy Alvarez | Evan Sisk | Infield single to SS Angelo Castellano | 1 | 2-1 |
| 33 | May 10 | @ Scranton/WB | L, 4-3 (9) | Michael Hermosillo | Dylan Coleman | Dylan Coleman | Solo home run to LF | 0 | 2-1 |
| 36 | May 13 | @ Scranton/WB | L, 8-6 (9) | Ben Rortvedt | Estevan Florial | Brooks Kriske | 3-run home run to RCF | 1 | 2-2 |
| 45 | May 24 | @ Toledo | L, 6-5 (9) | Jose Miranda | Andrew Stevenson | Brooks Kriske | RBI single to LF | 0 | 1-1 |

Bold Indicates Omaha Walk-Off Win

2023 STORM CHASERS EJECTIONS (4)

| DATE | INNING | WHO (POSITION) / # IN 2023 | WHY | UMPIRE (POSITION) |
|--------------------------|--------|--|---------------|-------------------------------|
| 1. April 21 vs. Gwinnett | ▼ 6 | Mike Jirschele (Manager) / 1st | Balls/Strikes | Takahito Matsuda (Home Plate) |
| 2. April 21 vs. Gwinnett | ▲ 7 | Dane Johnson (Pitching Coach) / 1st | Balk | Takahito Matsuda (Home Plate) |
| 3. April 21 vs. Gwinnett | ▼ 8 | CJ Alexander (Designated Hitter) / 1st | Balls/Strikes | Takahito Matsuda (Home Plate) |
| 4. May 11 @ Scranton/WB | ▼ 9 | Mike Jirschele (Manager) / 2nd | Hit By Pitch | Robert Nunez (Home Plate) |

ABS CHALLENGE TRACKER (18-FOR-46 / 39.1%)

| # | GM # - DATE | OPPONENT | PLAYER CHALLENGING | POSITION | INNING | CALL (COUNT) | OVERTURNED? | PLAY RESULT (COUNT) | OPPONENT | UMPIRE |
|-----|---------------|----------------|--------------------|----------|--------|--------------|-------------|----------------------------|--------------------------|-------------------|
| 1. | 23 - April 28 | @ Nashville | Logan Porter | Catcher | ▼ 6 | Ball (0-0) | No | Lineout, L9 (1-1) | Thomas Pannone (P) | Paul Clemons |
| 2. | 23 - April 28 | @ Nashville | Maikel Garcia | Batter | ▲ 8 | Strike (1-0) | No | Groundout, 5-4 (1-1) | Thomas Pannone (P) | Paul Clemons |
| 3. | 29 - May 5 | vs. Louisville | Jakson Reetz | Catcher | ▲ 8 | Ball (0-0) | No | Walk (3-0) | Chuckie Robinson (C) | Tyler Jones |
| 4. | 29 - May 5 | vs. Louisville | Jakson Reetz | Catcher | ▲ 9 | Ball (1-0) | No | Strikeout Looking (2-2) | T.J. Hopkins (LF) | Tyler Jones |
| 5. | 31 - May 7 | vs. Louisville | Dairon Blanco | Batter | ▼ 2 | Strike (3-2) | No | Strikeout Looking (3-2) | Andrew Abbott (P) | Randy Rosenberg |
| 6. | 31 - May 7 | vs. Louisville | Brewer Hicklen | Batter | ▼ 3 | Strike (3-2) | YES | Walk (3-2) | Andrew Abbott (P) | Randy Rosenberg |
| 7. | 31 - May 7 | vs. Louisville | Jakson Reetz | Catcher | ▲ 4 | Ball (3-2) | No | Walk (3-2) | Nick Martini (RF) | Randy Rosenberg |
| 8. | 31 - May 7 | vs. Louisville | Logan Porter | Batter | ▼ 5 | Strike (3-2) | No | Strikeout Looking (3-2) | Andrew Abbott (P) | Randy Rosenberg |
| 9. | 35 - May 12 | @ Scranton/WB | Jakson Reetz | Catcher | ▼ 5 | Ball (0-0) | YES | Lineout, L9 (0-2) | Carlos Narvaez (C) | Dillon Wilson |
| 10. | 35 - May 12 | @ Scranton/WB | Jakson Reetz | Catcher | ▼ 7 | Ball (2-1) | YES | Strikeout Looking (2-2) | Jamie Westbrook (2B) | Dillon Wilson |
| 11. | 35 - May 12 | @ Scranton/WB | Jakson Reetz | Batter | ▲ 8 | Strike (1-1) | No | Strikeout Swinging (1-2) | Matt Bowman (P) | Dillon Wilson |
| 12. | 35 - May 12 | @ Scranton/WB | Nick Wittgren | Pitcher | ▼ 9 | Ball (2-1) | No | Walk (3-2) | Jesus Bastidas (SS) | Dillon Wilson |
| 13. | 36 - May 13 | @ Scranton/WB | Jackson Kowar | Pitcher | ▼ 9 | Ball (3-2) | No | Walk (3-2) | Billy McKinney (CF) | Raul Moreno |
| 14. | 36 - May 13 | @ Scranton/WB | Logan Porter | Catcher | ▼ 9 | Ball (0-0) | No | Home Run (2-2) | Ben Rortvedt (C) | Raul Moreno |
| 15. | 37 - May 14 | @ Scranton/WB | Jakson Reetz | Catcher | ▼ 3 | Ball (3-2) | No | Walk (3-2) | Andrés Chaparro (3B) | Robert Nunez |
| 16. | 37 - May 14 | @ Scranton/WB | Jakson Reetz | Catcher | ▼ 5 | Ball (3-2) | No | Walk (3-2) | Elijah Dunham (LF) | Robert Nunez |
| 17. | 37 - May 14 | @ Scranton/WB | Jakson Reetz | Catcher | ▼ 7 | Ball (2-2) | YES | Strikeout Looking (2-2) | Franchy Cordero (RF) | Robert Nunez |
| 18. | 37 - May 14 | @ Scranton/WB | Jakson Reetz | Catcher | ▲ 8 | Ball (1-1) | No | Single (2-1) | Estevan Florial (CF) | Robert Nunez |
| 19. | 41 - May 19 | vs. Toledo | Daniel Mengden | Pitcher | ▲ 5 | Ball (1-0) | No | Flyout, F8 (2-0) | Corey Joyce (SS) | John Bacon |
| 20. | 42 - May 20 | vs. Toledo | Jakson Reetz | Catcher | ▲ 2 | Ball (2-2) | YES | Strikeout Looking (2-2) | Donny Sands (C) | Jhonatan Biarreta |
| 21. | 42 - May 20 | vs. Toledo | Jakson Reetz | Catcher | ▲ 3 | Ball (1-1) | YES | Groundout, 5-3 (1-2) | Justyn-Henry Malloy (3B) | Jhonatan Biarreta |
| 22. | 42 - May 20 | vs. Toledo | Jakson Reetz | Batter | ▼ 3 | Strike (2-2) | No | Strikeout Looking (2-2) | Reese Olson (P) | Jhonatan Biarreta |
| 23. | 42 - May 20 | vs. Toledo | Jakson Reetz | Catcher | ▲ 6 | Ball (2-0) | No | RBI Walk (3-2) | Justyn-Henry Malloy (3B) | Jhonatan Biarreta |
| 24. | 42 - May 20 | vs. Toledo | Jakson Reetz | Catcher | ▲ 6 | Ball (3-0) | YES | RBI Walk (3-2) | Justyn-Henry Malloy (3B) | Jhonatan Biarreta |
| 25. | 42 - May 20 | vs. Toledo | Jakson Reetz | Catcher | ▲ 7 | Ball (0-0) | No | Single (3-1) | Andre Lipcius (LF) | Jhonatan Biarreta |
| 26. | 43 - May 21 | vs. Toledo | Jakson Reetz | Catcher | ▲ 2 | Ball (0-1) | YES | Walk (3-2) | Donny Sands (C) | Kelvis Velez |
| 27. | 43 - May 21 | vs. Toledo | Angelo Castellano | Batter | ▼ 4 | Strike (0-1) | YES | Flyout, F8 (2-2) | Ashton Goudeau (P) | Kelvis Velez |
| 28. | 43 - May 21 | vs. Toledo | Jakson Reetz | Catcher | ▲ 5 | Ball (0-1) | No | Hit By Pitch (2-2) | Donny Sands (C) | Kelvis Velez |
| 29. | 43 - May 21 | vs. Toledo | Brewer Hicklen | Batter | ▼ 5 | Strike (1-0) | YES | Lineout, L7 (2-1) | Seth Elledge (P) | Kelvis Velez |
| 30. | 43 - May 21 | vs. Toledo | Jakson Reetz | Catcher | ▲ 6 | Ball (1-1) | No | Lineout, L6 (2-2) | Justyn-Henry Malloy (DH) | Kelvis Velez |
| 31. | 43 - May 21 | vs. Toledo | Dairon Blanco | Batter | ▼ 6 | Strike (3-2) | YES | Walk (3-2) | Seth Elledge (P) | Kelvis Velez |
| 32. | 43 - May 21 | vs. Toledo | Drew Waters | Batter | ▼ 6 | Strike (0-2) | YES | Double (1-2) | Seth Elledge (P) | Kelvis Velez |
| 33. | 43 - May 21 | vs. Toledo | Logan Porter | Batter | ▼ 6 | Strike (1-1) | YES | Walk (3-2) | Braden Bristo (P) | Kelvis Velez |
| 34. | 43 - May 21 | vs. Toledo | Jakson Reetz | Catcher | ▲ 9 | Ball (1-0) | YES | Double Play, 5-4-3 (2-2) | Donny Sands (C) | Kelvis Velez |
| 35. | 47 - May 26 | @ St. Paul | Jakson Reetz | Catcher | ▼ 4 | Ball (0-1) | No | Lineout, L5 (1-1) | Chris Williams (DH) | Derek Thomas |
| 36. | 47 - May 26 | @ St. Paul | Jakson Reetz | Catcher | ▼ 6 | Ball (3-1) | YES | Strikeout Swinging (3-2) | Chris Williams (DH) | Derek Thomas |
| 37. | 47 - May 26 | @ St. Paul | Jakson Reetz | Catcher | ▼ 6 | Ball (0-0) | YES | Groundout, 1-3 (0-1) | Andrew Bechtold (3B) | Derek Thomas |
| 38. | 47 - May 26 | @ St. Paul | Jakson Reetz | Catcher | ▼ 8 | Ball (2-2) | No | Walk (3-2) | Hernan Perez (LF) | Derek Thomas |
| 39. | 47 - May 26 | @ St. Paul | Jakson Reetz | Catcher | ▼ 9 | Ball (0-0) | No | Double (2-0) | Andrew Stevenson (CF) | Derek Thomas |
| 40. | 48 - May 27 | @ St. Paul | Logan Porter | Catcher | ▼ 4 | Ball (1-2) | No | Flyout, F6 (2-2) | Andrew Stevenson (CF) | Darius Ghani |
| 41. | 48 - May 27 | @ St. Paul | Jonah Dipoto | Pitcher | ▼ 5 | Ball (1-0) | YES | Strikeout Swinging (2-2) | Andrew Bechtold (2B) | Darius Ghani |
| 42. | 48 - May 27 | @ St. Paul | Logan Porter | Catcher | ▼ 8 | Ball (0-0) | No | Fielder's Chpoe, 6-4 (1-1) | Andrew Stevenson (CF) | Darius Ghani |
| 43. | 49 - May 28 | @ St. Paul | Jakson Reetz | Catcher | ▼ 3 | Ball (0-0) | No | Single (2-2) | Jair Camargo (DH) | Mike Rains |
| 44. | 49 - May 28 | @ St. Paul | Jakson Reetz | Catcher | ▼ 5 | Ball (0-1) | YES | Strikeout Swinging (0-2) | Alex De Goti (2B) | Mike Rains |
| 45. | 49 - May 28 | @ St. Paul | Tyler Gentry | Batter | ▲ 7 | Strike (1-2) | No | Strikeout Looking (1-2) | Josh Winder (P) | Mike Rains |
| 46. | 49 - May 28 | @ St. Paul | Jakson Reetz | Catcher | ▼ 7 | Ball (1-1) | No | Walk (3-2) | Ryan LaMarre (RF) | Mike Rains |

ABS CHALLENGES BY PLAYER

| HITTERS - 50% (6-FOR-12) | TOTAL CHALLENGES | SUCCESSFUL CHALLENGES | SUCCESS RATE (%) |
|--------------------------|------------------|-----------------------|------------------|
| Dairon Blanco | 2 | 1 | 50% |
| Angelo Castellano | 1 | 1 | 100% |
| Maikel Garcia | 1 | 0 | 0% |
| Tyler Gentry | 1 | 0 | 0% |
| Brewer Hicklen | 2 | 2 | 100% |
| Logan Porter | 2 | 1 | 50% |
| Jakson Reetz | 2 | 0 | 0% |
| Drew Waters | 1 | 1 | 100% |

| CATCHERS - 36% (11-FOR-30) | TOTAL CHALLENGES | SUCCESSFUL CHALLENGES | SUCCESS RATE (%) |
|----------------------------|------------------|-----------------------|------------------|
| Logan Porter | 4 | 0 | 0% |
| Jakson Reetz | 26 | 11 | 42% |

| PITCHERS - 25% (1-FOR-4) | TOTAL CHALLENGES | SUCCESSFUL CHALLENGES | SUCCESS RATE (%) |
|--------------------------|------------------|-----------------------|------------------|
| Jonah Dipoto | 1 | 1 | 100% |
| Jackson Kowar | 1 | 0 | 0% |
| Daniel Mengden | 1 | 0 | 0% |
| Nick Wittgren | 1 | 0 | 0% |

ABS CHALLENGES BY GAME

| DATE | TOTAL | SUCCESSFUL | SUCCESS RATE (%) | DATE | TOTAL | SUCCESSFUL | SUCCESS RATE (%) |
|----------|-------|------------|------------------|------|-------|------------|------------------|
| April 28 | 2 | 0 | 0% | | | | |
| May 5 | 2 | 0 | 0% | | | | |
| May 6 | 0 | 0 | - | | | | |
| May 7 | 4 | 1 | 25% | | | | |
| May 12 | 4 | 2 | 50% | | | | |
| May 13 | 2 | 0 | 0% | | | | |
| May 14 | 4 | 1 | 25% | | | | |
| May 19 | 1 | 0 | 0% | | | | |
| May 20 | 6 | 3 | 50% | | | | |
| May 21 | 9 | 7 | 78% | | | | |
| May 26 | 5 | 2 | 40% | | | | |
| May 27 | 3 | 1 | 33% | | | | |
| May 28 | 3 | 1 | 33% | | | | |

ABS CHALLENGES BY COUNT

| COUNT | TOTAL CHALLENGES | SUCCESSFUL CHALLENGES | SUCCESS RATE (%) |
|-----------|------------------|-----------------------|------------------|
| 0-0 Count | 9 | 1 | 11% |
| 0-1 Count | 5 | 3 | 60% |
| 0-2 Count | 1 | 1 | 100% |
| 1-0 Count | 6 | 3 | 50% |
| 1-1 Count | 6 | 3 | 50% |
| 1-2 Count | 2 | 0 | 0% |
| 2-0 Count | 1 | 0 | 0% |
| 2-1 Count | 2 | 1 | 50% |
| 2-2 Count | 4 | 2 | 50% |
| 3-0 Count | 1 | 1 | 100% |
| 3-1 Count | 1 | 1 | 100% |
| 3-2 Count | 8 | 2 | 25% |

ABS CHALLENGES BY INNING

| INNING | CHALLENGES | SUCCESSFUL CHALLENGES | SUCCESS RATE (%) |
|------------|------------|-----------------------|------------------|
| 1st Inning | 0 | - | - |
| 2nd Inning | 3 | 2 | 67% |
| 3rd Inning | 5 | 2 | 40% |
| 4th Inning | 4 | 1 | 25% |
| 5th Inning | 8 | 4 | 50% |
| 6th Inning | 9 | 6 | 67% |
| 7th Inning | 5 | 2 | 40% |
| 8th Inning | 6 | 0 | 0% |
| 9th Inning | 6 | 1 | 17% |
| Extras | 0 | - | - |

PITCHING

| | |
|---------------------------|-------|
| vs. Left-Handed Starter | 7-9 |
| vs. Right-Handed Starter | 15-21 |
| WITH Left-Handed Starter | 11-12 |
| WITH Right-Handed Starter | 11-18 |

| | |
|----------------|-------|
| 0-4 strikeouts | 0-1 |
| 5-9 strikeouts | 15-19 |
| 10+ strikeouts | 7-10 |

| | |
|---------------------|-------|
| 0 runs of support | 0-10 |
| 1-4 runs of support | 14-17 |
| 5-9 runs of support | 8-3 |
| 10+ runs of support | |

SCORING

| | |
|---------------|------|
| 1-Run Games | 4-6 |
| 2-Run Games | 4-3 |
| 3-4-Run Games | 6-9 |
| 5+ Run Games | 8-12 |

| | |
|---------------|-----|
| Extra Innings | 1-1 |
| Shutouts | 1-1 |
| Doubleheaders | |

| | |
|------------------|------|
| Scoring 0-2 Runs | 1-11 |
| 3-5 Runs | 3-12 |
| 6-9 Runs | 11-6 |
| 10+ Runs | 7-1 |

| | |
|-------------------|------|
| Opponent 0-2 Runs | 7-0 |
| 3-5 Runs | 7-7 |
| 6-9 Runs | 8-16 |
| 10+ Runs | 0-7 |

| | |
|------------------------|-------|
| Scored in 1st Inning | 8-8 |
| Opponent scored in 1st | 11-12 |
| Scores first | 9-12 |
| Opponent scores first | 13-18 |

HITTING

| | |
|----------------|------|
| Omaha 0-5 hits | 2-8 |
| 6-9 hits | 4-14 |
| 10+ hits | 16-8 |

| | |
|-------------------|------|
| Opponent 0-5 hits | 2-2 |
| 6-9 hits | 13-7 |
| 10+ hits | 7-21 |

| | |
|---------------------|------|
| Out-hit opponent | 14-7 |
| Out-hit by opponent | 6-22 |
| Hits are tied | 2-1 |

| | |
|-----------------|------|
| Hit 0 home runs | 6-11 |
| 1 home run | 6-13 |
| 2 home runs | 3-4 |
| 3+ home runs | 7-2 |

| | |
|--------------------------|-----|
| Opponent hit 0 home runs | 8-5 |
| 1 home run | 7-9 |
| 2 home runs | 6-7 |
| 3+ home runs | 1-9 |

| | |
|---------------------------|-------|
| Leave 0-5 runners on base | 4-11 |
| 6-9 on base | 15-15 |
| 10+ on base | 3-4 |

| | |
|-------------------------------------|-------|
| Opponent leaves 0-5 runners on base | 2-5 |
| 6-9 on base | 13-19 |
| 10+ on base | 7-6 |

| | |
|----------------|------|
| Steals 0 bases | 5-11 |
| 1 base | 2-4 |
| 2 bases | 5-8 |
| 3+ bases | 10-7 |

| | |
|-------------------------|------|
| Opponent steals 0 bases | 9-13 |
| 1 base | 9-12 |
| 2 bases | 4-3 |
| 3+ bases | 1-4 |

FIELDING

| | |
|---------------|-------|
| Made 0 errors | 16-10 |
| 1 error | 3-13 |
| 2 errors | 1-4 |
| 3+ errors | 2-3 |

| | |
|------------------------|------|
| Opponent made 0 errors | 6-13 |
| 1 error | 7-11 |
| 2 errors | 6-5 |
| 3+ errors | 3-1 |

| | | |
|---|----------------------|---|
| LONGEST WIN STREAK | 3 Games (2x) | Last: May 17 - May 19 |
| LONGEST LOSING STREAK | 5 Games | April 18 - April 22 |
| LONGEST HOME WINNING STREAK | 2 Games (3x) | Last: May 21, May 30 |
| LONGEST HOME LOSING STREAK | 3 Games | April 4 - April 6 |
| LONGEST ROAD WINNING STREAK | 5 Games | April 18 - April 22 |
| LONGEST ROAD LOSING STREAK | 2 Games (5x) | Last: May 27 - May 28 |
| LARGEST MARGIN OF VICTORY | 11 Runs | 4/1 @ Indianapolis (12-1 Win) |
| LARGEST MARGIN OF DEFEAT | 13 Runs (2x) | Last: 5/27 @ St. Paul (4-1 Loss) |
| LONGEST GAME, INNINGS | 11 Innings | 5/11 @ Scranton/Wilkes-Barre (4-3 Win) |
| LONGEST GAME, TIME | 3:16 | 4/14 @ Iowa (11-8 Win) |
| LONGEST 9-INNING GAME, TIME | 3:16 | 4/14 @ Iowa (11-8 Win) |
| SHORTEST 9-INNING GAME, TIME | 2:14 (2x) | Last: 5/5 vs. Louisville (6-2 Win) |
| SHORTEST GAME, TIME | 2:14 (2x) | Last: 5/5 vs. Louisville (6-2 Win) |
| LARGEST COMEBACK WIN | 6 Runs, After 4th | 5/6 vs. Louisville (11-9 Win) |
| LARGEST MARGIN OF LEAD SURRENDERED (LOSS) | 4 Runs, Middle 2nd | 4/29 @ Nashville (6-5 Loss, 10 Innings) |
| MOST ERRORS, TEAM | 3 (3x) | Last: 4/23 vs. Gwinnett (5-3 Win) |
| MOST ERRORS, PLAYER | 3, Angelo Castellano | 5/27 @ St. Paul (14-1 Loss) |
| LARGEST CROWD, HOME | 6,882 | 5/20 vs. Toledo (4-1 Loss) |
| LARGEST CROWD, ROAD | 9,833 | 4/29 @ Nashville (6-5 Loss, 10 Innings) |
| WARMEST FIRST PITCH | 84 Degrees | 5/31 vs. Memphis (9-4 Loss) |
| COLDEST FIRST PITCH | 35 Degrees | 4/5 vs. Toledo (7-6 Loss) |

TEAM HIGHS

| | |
|----------------------|---|
| 3 Games (2x) | Last: May 17 - May 19 |
| 5 Games | April 18 - April 22 |
| 2 Games (3x) | Last: May 21, May 30 |
| 3 Games | April 4 - April 6 |
| 5 Games | April 18 - April 22 |
| 2 Games (5x) | Last: May 27 - May 28 |
| 11 Runs | 4/1 @ Indianapolis (12-1 Win) |
| 13 Runs (2x) | Last: 5/27 @ St. Paul (4-1 Loss) |
| 11 Innings | 5/11 @ Scranton/Wilkes-Barre (4-3 Win) |
| 3:16 | 4/14 @ Iowa (11-8 Win) |
| 3:16 | 4/14 @ Iowa (11-8 Win) |
| 2:14 (2x) | Last: 5/5 vs. Louisville (6-2 Win) |
| 2:14 (2x) | Last: 5/5 vs. Louisville (6-2 Win) |
| 6 Runs, After 4th | 5/6 vs. Louisville (11-9 Win) |
| 4 Runs, Middle 2nd | 4/29 @ Nashville (6-5 Loss, 10 Innings) |
| 3 (3x) | Last: 4/23 vs. Gwinnett (5-3 Win) |
| 3, Angelo Castellano | 5/27 @ St. Paul (14-1 Loss) |
| 6,882 | 5/20 vs. Toledo (4-1 Loss) |
| 9,833 | 4/29 @ Nashville (6-5 Loss, 10 Innings) |
| 84 Degrees | 5/31 vs. Memphis (9-4 Loss) |
| 35 Degrees | 4/5 vs. Toledo (7-6 Loss) |

OFFENSIVE HIGHS

| | |
|---------|---|
| 16 | 5/17 vs. Toledo (16-8 Win) |
| 7 (2x) | Last: 1st Inning, 5/17 vs. Toledo (16-8 Win) |
| 5 (2x) | Last: 4th-8th Innings, 5/17 vs. Toledo (16-8 Win) |
| 2 | 5/20 vs. Toledo (4-1 Loss) |
| 18 | 5/17 vs. Toledo (16-8 Win) |
| 7 | 5/17 vs. Toledo (16-8 Win) |
| 1 (10x) | Last: 5/30 vs. Memphis (7-6 Win) |
| 4 (3x) | Last: 5/21 vs. Toledo (8-6 Win) |
| 10 | 5/17 vs. Toledo (16-8 Win) |
| 15 | 5/17 vs. Toledo (16-8 Win) |
| 15 | 5/16 vs. Toledo (9-2 Loss) |
| 34 | 5/17 vs. Toledo (16-8 Win) |
| 11 | 4/20 vs. Gwinnett (9-3 Loss) |
| 16 | 5/20 vs. Toledo (4-1 Loss) |
| 7 | 4/13 @ Iowa (14-1 Loss) |
| 4 | 5/26 @ St. Paul (6-4 Win) |
| 4 | 5/6 vs. Louisville (11-9 Win) |

INDIVIDUAL OFFENSIVE HIGHS

| | |
|------------------|---|
| 3 (8x) | Last: Tyler Gentry, 5/30 vs. Memphis (7-6 Win) |
| 4 (6x) | Last: Tyler Gentry, 5/30 vs. Memphis (7-6 Win) |
| 2 (6x) | Last: Drew Waters, 5/23 @ St. Paul (6-1 Win) |
| 1 (10x) | Last: Nate Eaton, 5/30 vs. Memphis (7-6 Win) |
| 2 (3x) | Last: Drew Waters, 5/21 vs. Toledo (8-6 Win) |
| 6, Freddy Fermin | 4/8 vs. Toledo (13-8 Win) |
| 3 (7x) | Last: Samad Taylor, 5/26 @ St. Paul (6-4 Win) |
| 4 (3x) | Last: Samad Taylor, 5/31 vs. Memphis (9-4 Loss) |
| 4 (2x) | Last: Dairon Blanco, 5/25 @ St. Paul (8-6 Loss) |
| 2 (2x) | Last: Dairon Blanco, 5/25 @ St. Paul (8-6 Loss) |

PITCHING HIGHS

| | |
|---------------|--|
| 14 (3x) | Last: 5/27 @ St. Paul (14-1 Loss) |
| 9, 7th Inning | 5/28 @ St. Paul (10-6 Loss) |
| 3 | 5/18 vs. Toledo (9-0 Win) |
| 18 | 5/9 @ Scranton/Wilkes-Barre (14-2 Loss) |
| 3 | 4/18 vs. Gwinnett (4-1 Loss) |
| 15 | 5/11 @ Scranton/Wilkes-Barre (4-3 Win, 11 Innings) |
| 1 (2x) | Last: 5/21 vs. Toledo (8-6 Win) |
| 11 | 6/1 vs. Memphis (12-6 Loss) |
| 6 (2x) | Last: 5/31 vs. Memphis (9-4 Loss) |

INDIVIDUAL PITCHING HIGHS

| | |
|-----------------------|---|
| 11, Jonathan Heasley | 4/13 @ Iowa (14-1 Loss) |
| 11, Jonathan Heasley | 4/13 @ Iowa (14-1 Loss) |
| 1 (4x) | Last: Drew Parrish (4.0 IP), 5/20 vs. Toledo (4-1 Loss) |
| 11, Jonathan Heasley | 5/21 vs. Toledo (8-6 Win) |
| 5 (2x) | Last: Austin Cox, 5/31 vs. Memphis (9-4 Loss) |
| 8 (2x) | Last: Jonathan Heasley, 5/27 @ St. Paul (14-1 Loss) |
| 3 (9x) | Last: Brooks Kriske, 5/11 @ Scranton/Wilkes-Barre (4-3 Win, 11 Innings) |
| 5, Drew Parrish | 5/20 vs. Toledo (4-1 Loss) |
| 2 (3x) | Last: James McArthur, 5/20 vs. Toledo (4-1 Loss) |
| 7, Jonathan Heasley | 4/19 vs. Gwinnett (6-2 Loss) |
| 104, Jonathan Heasley | 4/25 @ Nashville (8-3 Loss) |
| 3.2, Marcelo Martinez | 4/29 @ Nashville (6-5 Loss, 10 Innings) |
| 65, Austin Cox | 4/6 vs. Toledo (8-5 Loss) |

^ Indicates All-Time Storm Chasers Record Tied

* Indicates All-Time Storm Chasers Record Set

STATCAST LEADERS

| LONGEST MEASURED HOMER DISTANCE (TOP 5) | | | HIGHEST BATTED BALL EXIT VELOCITY (TOP 5) | | | HIGHEST PITCH VELOCITY (TOP 5) | | | HIGHEST PITCH SPIN RATE (TOP 5) | | |
|---|--|--------------|---|---------------------------------------|--------------|--------------------------------|-------------------------------------|--------------|---------------------------------|--|--------------|
| Player | Distance (Pitcher) | Date | Player | Exit Velo (Batted Ball Type) | Date | Player | Pitch Velo (Pitch Result) | Date | Player | Spin Rate (Pitch Type) | Date |
| Tyler Gentry | 471 (2-Run off Connor Thomas) | 5/30 vs. MEM | CJ Alexander | 115.3 (Double vs. Reese Olson) | 4/7 vs. TOL | Jackson Kowar | 99.3 (Justin Dean, Ball) | 4/18 vs. GWN | Josh Dye | 3,329 (81.2MPH Changeup vs. Joe Hudson) | 4/21 vs. GWN |
| Dairon Blanco | 455 (Solo off Simeon Woods Richardson) | 5/23 @ STP | Drew Waters | 111.8 (Double vs. Sam Clay) | 5/19 vs. TOL | Josh Staumont | 99.1 (Jermaine Palacios, Strikeout) | 4/9 vs. TOL | Jon Heasley | 3,090 (93.8MPH 45-Fastball vs. Abraham Toro) | 4/30 @ NAS |
| Brewer Hicklen | 443 (3-Run off Miguel Diaz) | 5/18 vs. TOL | Brewer Hicklen | 110.4 (Double vs. Robert Gasser) | 4/30 @ NAS | Jackson Kowar | 99.0 (Justin Dean, Walk) | 4/18 vs. GWN | Josh Staumont | 3,058 (81.0MPH Curveball vs. Miguel Andujar) | 3/31 @ IND |
| Nick Loftin | 433 (3-Run off Brent Headrick) | 5/24 @ STP | CJ Alexander | 109.9 (Home Run vs. Mitch Spence) | 5/14 @ SWB | Josh Staumont | 98.9 (Jermaine Palacios, Foul Ball) | 4/9 vs. TOL | Jonah Dipoto | 3,010 (80.5MPH Curveball vs. Kramer Robertson) | 5/31 vs. MEM |
| Freddy Fermin | 428 (2-Run off Ashton Goudeau) | 4/8 vs. TOL | Dairon Blanco | 109.6 (Double Play vs. Kervin Castro) | 4/7 vs. TOL | Josh Staumont | 98.8 (Michael Papierski, Ball) | 4/9 vs. TOL | Jonah Dipoto | 3,008 (80.8MPH Slider vs. Masyn Winn) | 5/31 vs. MEM |

THE LAST TIME OMAHA...

| | | |
|--|-------|--|
| THREW A PERFECT GAME | | 6/20/1988 vs. Columbus (Luis Aquino, 2-0 win) |
| THREW A 9-INNING NO-HITTER | | 7/13/1990 @ Iowa [G1] (Gene Walter, 3-0 win) |
| THREW A 7-INNING NO-HITTER | | 4/17/1997 vs. Oklahoma City (Jim Converse and Allen McDiill, 2-0 win) |
| THREW A COMBINED NO-HITTER | | 8/26/2019 vs. Nashville (5-0 Win) |
| THREW A COMBINED 1-HITTER (9 INNINGS) | | Pitchers: Arnaldo Hernandez (8.0 IP), Gabe Speier (1.0 IP) |
| THREW A COMBINED 1-HITTER (7 INNINGS) | | 6/12/2022 vs. Lehigh Valley (10-0 Win) |
| THREW A COMBINED 2-HITTER (9 INNINGS) | | Pitchers: Zack Greinke (5.0 IP), Andrés Núñez (1.0 IP), Marcelo Martínez (2.0 IP) & Brad Peacock (1.0 IP) |
| THREW A COMBINED 2-HITTER (7 INNINGS) | | June 7, 2017 vs. Nashville (4-0 Loss) |
| GOT NO-HIT (9 INNINGS) | | Pitchers: Chris Smith, Sean Doolittle, Tucker Healy and Simon Castro, 6/29/2008 vs. Oklahoma [G1] (Dustin Nippert, 2-0 loss) |
| GOT NO-HIT (LESS THAN 9 INNINGS) | | 8/15/2021 vs. Iowa (10-0 Loss) |
| GOT 1-HIT | | 5/20/2023 vs. Toledo (4-1 Loss) |
| GOT 2-HIT | | 5/18/2023 vs. Toledo (9-0 Win) |
| THREW A COMBINED 9-INNING SHUTOUT | | Pitchers: Austin Cox (5.0 IP), Evan Sisk (1.0 IP), Dylan Coleman (1.0 IP), Collin Snider (1.0 IP), Nick Wittgren (1.0 IP) |
| THREW SHUTOUTS IN 3 STRAIGHT GAMES | | 8/7/2018 vs. Salt Lake and 8/9 and 8/10/2018 @ Round Rock (5-0, 9-0, 2-0) |
| THREW BACK-TO-BACK SHUTOUTS | | 8/9 and 8/10/2018 @ Round Rock (9-0 Win & 2-0 Win) |
| GOT SHUT OUT (9 INNINGS) | | 4/26/2023 @ Nashville (5-0 Loss) |
| GOT SHUT OUT IN BACK-TO-BACK GAMES | | 7/23 and 7/24/2022 vs. Iowa (10-0 Loss, 7-0 Loss) |
| GOT SHUT OUT IN 3 STRAIGHT GAMES | | N/A (Since 2005) |
| GOT SHUT OUT (LESS THAN 9 INNINGS) | | 5/28, 2022 @ Louisville [G2] (3-0 Loss) |
| WON 10 GAMES IN A ROW | | June 5 to June 16, 2012 |
| WON 9 GAMES IN A ROW | | May 22 to June 1, 2021 |
| WON 8 GAMES IN A ROW | | May 23 to May 30, 2010 |
| WON 7 GAMES IN A ROW | | July 21 to July 26, 2015 |
| WON 6 GAMES IN A ROW | | August 25 to August 31, 2021 |
| LOST 10 GAMES IN A ROW | | August 6 to August 16, 2006 |
| LOST 8 GAMES IN A ROW | | June 6 to June 14, 2016 |
| LOST 7 GAMES IN A ROW | | April 20 to April 28, 2019 |
| LOST 6 GAMES IN A ROW | | May 4 to May 9, 2018 |
| STRUCK OUT 19+ OPPOSING HITTERS | | 5/6/2021 vs. St. Paul (19) |
| STRUCK OUT 17+ OPPOSING HITTERS | | 5/6/2021 vs. St. Paul (19) |
| STRUCK OUT 15+ OPPOSING HITTERS | | 5/11/2023 @ Scranton/Wilkes-Barre (15) |
| STRUCK OUT 10+ OPPOSING HITTERS | | 5/31/2023 vs. Memphis (10) |
| SCORED 20+ RUNS IN ONE GAME | | 7/4/2022 vs. Toledo (20) |
| SCORED 15+ RUNS IN ONE GAME | | 7/4/2022 vs. Toledo (20) |
| SCORED 10+ RUNS IN ONE GAME | | 5/4/2023 vs. Louisville (10) |
| ALLOWED 20+ RUNS IN ONE GAME | | 9/11/2021 @ St. Paul (21) |
| ALLOWED 15+ RUNS IN ONE GAME | | 9/11/2022 vs. Indianapolis (19) |
| ALLOWED 10+ RUNS IN ONE GAME | | 6/1/2023 vs. Memphis (12) |
| HAD 27+ HITS IN ONE GAME | | 7/4/2022 vs. Toledo (27) |
| HAD 25+ HITS IN ONE GAME | | 7/4/2022 vs. Toledo (27) |
| HAD 20+ HITS IN ONE GAME | | 7/4/2022 vs. Toledo (27) |
| HAD 15+ HITS IN ONE GAME | | 5/17/2023 vs. Toledo (18) |
| HAD 10+ HITS IN ONE GAME | | 5/30/2023 vs. Memphis (12) |
| ALLOWED 22+ HITS IN ONE GAME | | 8/2/2019 @ Reno (23) |
| ALLOWED 20+ HITS IN ONE GAME | | 8/2/2019 @ Reno (23) |
| ALLOWED 15+ HITS IN ONE GAME | | 5/27/2023 @ St. Paul (16) |
| ALLOWED 10+ HITS IN ONE GAME | | 6/1/2023 vs. Memphis (11) |
| WALKED 14+ TIMES IN ONE GAME | | 4/14/2022 vs. Louisville (14) |
| WALKED 10+ TIMES IN ONE GAME | | 4/20/2023 vs. Gwinnett (11) |
| WALKED 8+ TIMES IN ONE GAME | | 5/26/2023 @ St. Paul (8) |
| ALLOWED 13+ WALKS IN ONE GAME | | 5/8/2007 vs. Sacramento (13) |
| ALLOWED 10+ WALKS IN ONE GAME | | 6/1/2023 vs. Memphis (11) |
| ALLOWED 8+ WALKS IN ONE GAME | | 6/1/2023 vs. Memphis (11) |
| HIT 9+ HOME RUNS IN A GAME | | 7/3/2022 vs. Toledo (9) |
| HIT 7+ HOME RUNS IN A GAME | | 7/3/2022 vs. Toledo (9) |
| HIT 5+ HOME RUNS IN A GAME | | 7/3/2022 vs. Toledo (9) |
| HIT 3+ HOME RUNS IN A GAME | | 6/1/2023 vs. Memphis (3) |
| ALLOWED 7+ HOME RUNS IN A GAME | | 9/5/2021 vs. Toledo (7) |
| ALLOWED 5+ HOME RUNS IN A GAME | | 5/31/2023 vs. Memphis (6) |
| ALLOWED 3+ HOME RUNS IN A GAME | | 6/1/2023 vs. Memphis (3) |
| HAD 2 PLAYERS HIT 2 HOME RUNS IN A GAME | | Nate Eaton & Roman Quinn, 7/4/2022 vs. Toledo (20-6 win) |
| HIT BACK-TO-BACK HOME RUNS | | 4/5/2023 vs. Toledo (6th inning (7-5 loss)) |
| HIT 3 STRAIGHT HOME RUNS | | 5/21/2021 @ Iowa, 9th Inning (9-8 loss) |
| HIT 3 STRAIGHT HOME RUNS | | Anderson Miller (2-run), Sebastian Rivero (solo), Gabriel Cancel (solo) |
| SCORED 10+ RUNS IN AN INNING | | 12 Runs, 2nd Inning – 4/8/2019 @ Memphis (14-3 win) |
| SCORED 7+ RUNS IN AN INNING | | 7 Runs, 1st Inning – 5/17/2023 vs. Toledo (16-8 win) |
| SCORED 5+ RUNS IN AN INNING | | 6 Runs, 8th Inning – 5/18/2023 vs. Toledo (9-0 win) |
| SCORED 5+ RUNS IN AN EXTRA INNING | | 6 Runs, 11th Inning – 8/3/2021 @ Columbus (11-7 win) |
| ALLOWED 10+ RUNS IN AN INNING | | 10 Runs, 6th Inning – 7/18/2012 vs. Oklahoma City (16-5 loss) |
| ALLOWED 7+ RUNS IN AN INNING | | 9 Runs, 7th Inning – 5/28/2023 @ St. Paul (10-6 loss) |
| ALLOWED 5+ RUNS IN AN INNING | | 9 Runs, 7th Inning – 5/28/2023 @ St. Paul (10-6 loss) |
| ALLOWED 5+ RUNS IN AN EXTRA INNING | | 6 Runs, 12th Inning – 7/7/2017 vs. Colorado Springs (8-4 loss) |
| WON A GAME BY 15+ RUNS | | 14 Runs – 7/4/2023 vs. Toledo (20-6 win) |
| WON A GAME BY 10+ RUNS | | 11 Runs – 4/1/2023 vs. Indianapolis (12-1 win) |
| LOST A GAME BY 15+ RUNS | | 16 Runs – 9/11/2022 vs. Indianapolis (19-3 loss) |
| LOST A GAME BY 10+ RUNS | | 14 Runs – 5/27/2023 @ St. Paul (14-1 loss) |
| SCORED 12+ RUNS IN CONSECUTIVE GAMES | | 9/25/2021 and 9/26/2021 vs. Indianapolis (12-3 Win & 17-12 loss) |
| SCORED 10+ RUNS IN CONSECUTIVE GAMES | | 6/26/2022 vs. Columbus & 6/28/2022 @ St. Paul (17-4 Win, 11-2 win) |
| SCORED JUST ONE RUN WITHOUT AN RBI | | 5/4/2019 vs. Iowa (6-1 loss) |
| SCORED MULTIPLE RUNS WITHOUT AN RBI | | 4/30/2018 @ Iowa (10-3 loss) |
| SCORED MORE RUNS THAT RECORDED HITS | | 4/8/2023 vs. Toledo (13-8 win, 13 R on 12 H) |
| TURNED 6 DOUBLE PLAYS IN ONE GAME | | 8/25/08 vs. New Orleans |
| TURNED 5 DOUBLE PLAYS IN ONE GAME | | 4/1/2023 @ Indianapolis |
| TURNED 4 DOUBLE PLAYS IN ONE GAME | | 5/9/2023 @ Scranton/Wilkes-Barre |
| TURNED 3+ DOUBLE PLAYS IN ONE GAME | | 5/26/2023 @ St. Paul (3) |
| TURNED A TRIPLE PLAY | | 5/13/1992 @ Denver, 1st Inning (3-2 win) |
| HIT INTO A TRIPLE PLAY | | 5-4-3 (Fielders: Sean Berry to Stu Cole to Jeff Conine Batter: Jim Tatum) |
| HIT INTO A TRIPLE PLAY | | 4/17/2015 vs. New Orleans, Cheslor Cuthbert, 1st Inning (5-3 loss) |
| HIT INTO A TRIPLE PLAY | | 5-3-4-6-5-3 (Fielders: Derek Dietrich to Justin Bour to Scott Sizemore to Miguel Rojas to Dietrich to Bour) |
| COMMITTED 6 ERRORS | | 5/10/2012 @ Sacramento |
| COMMITTED 5 ERRORS | | 4/16/2006 @ Memphis |
| COMMITTED 4 ERRORS | | 6/29/2022 @ St. Paul |
| COMMITTED 3+ ERRORS | | 5/27/2023 @ St. Paul (3) |
| EVERY STORM CHASER IN THE STARTING LINEUP HAD A HIT | | 5/17/2023 vs. Toledo |
| EVERY STORM CHASER IN THE STARTING LINEUP SCORED A RUN | | 4/1/2023 vs. Indianapolis |
| EVERY STORM CHASER IN THE STARTING LINEUP HAD A HIT AND SCORED A RUN | | LINEUP BATTED AROUND TWICE IN ONE GAME |
| WON ON THE LAST AT-BAT OF THE GAME (WALK-OFF WIN) | | 9/22/2022 vs. Iowa (5-4 Win, 13 innings) |
| LOST ON THE LAST AT-BAT OF THE GAME (WALK-OFF LOSS) | | 5/24/2023 @ St. Paul (6-5 Loss, 9 innings) |
| PLAYED BACK-TO-BACK EXTRA-INNING GAMES | | 7/2 and 7/3/2019 @ Round Rock (7-6 Loss & 9-8 Loss, both 10 innings) |
| WON BOTH GAMES OF A DOUBLEHEADER | | 8/22/2022 vs. Scranton/Wilkes-Barre (9-4 Win & 12-10 Win) |
| PITCHED SHUTOUTS IN BOTH GAMES OF A DOUBLEHEADER | | N/A (Since 2005) |
| LOST BOTH GAMES OF A DOUBLEHEADER | | 8/29/2018 vs. Colorado Springs (3-2 Loss & 7-0 Loss) |
| SHUT OUT IN BOTH GAMES OF A DOUBLEHEADER | | 6/2/2013 vs. Memphis (10-0 Loss, 5-0 Loss) |
| OPPOSING HITTER HAD A 3-HOMER GAME | | Christian Encarnacion-Strand, 5/4/2023 vs. Louisville |
| OPPOSING HITTER HIT FOR THE A CYCLE | | Matt McClain, 5/4/2023 vs. Louisville |

THE LAST TIME AN OMAHA HITTER...

| | | |
|--|-------|---|
| HAD 6 HITS IN ONE GAME | | Matt Diaz, 7/27/2005 @ Portland |
| HAD 5 HITS IN ONE GAME | | Dairon Blanco, 9/15/2022 @ Columbus |
| HAD 4 HITS IN ONE GAME | | Tyler Gentry, 5/30/2023 vs. Memphis |
| HAD 3 HITS IN ONE GAME | | Nate Eaton, 5/31/2023 vs. Memphis |
| HIT 3 HOME RUNS IN ONE GAME | | Ryan McCoom, 6/13/2021 @ St. Paul |
| HIT 2 HOME RUNS IN ONE GAME | | Drew Waters, 5/21/2023 vs. Toledo |
| HIT 2 TRIPLES IN ONE GAME | | Angel Franco, 5/6/2016 @ Iowa |
| HIT 4 DOUBLES IN ONE GAME | | Jordan Párraz, 5/18/2010 @ Las Vegas |
| HIT 3 DOUBLES IN ONE GAME | | Dairon Blanco, 9/15/2022 @ Columbus |
| HIT 2 DOUBLES IN ONE GAME | | Drew Waters, 5/23/2023 @ St. Paul |
| HIT 2 SACRIFICE FLIES IN ONE GAME | | Samad Taylor, 4/30/2023 @ Nashville |
| HIT A GRAND SLAM | | Brent Rooker, 9/26/2022 @ St. Paul |
| HIT AN INSIDE-THE PARK HOME RUN | | Bobby Witt Jr., 9/8/2021 @ St. Paul |
| LED OFF A HOME GAME WITH A HOME RUN | | Drew Waters, 8/3/2022 vs. St. Paul |
| LED OFF A ROAD GAME WITH A HOME RUN | | Drew Waters, 8/16/2022 @ Louisville |
| HIT A PINCH-HIT HOME RUN | | Elier Hernández, 5/22/2019 vs. Iowa |
| HIT A WALK-OFF HOME RUN | | Nate Eaton, 5/31/2022 vs. Indianapolis |
| HIT A WALK-OFF GRAND SLAM | | Jimmy Govea, 5/7/2022 vs. Columbus |
| HIT A WALK-OFF PINCH-HIT HOME RUN | | Chad Santos, 8/23/2005 vs. New Orleans |
| HIT FOR THE CYCLE | | Jimmy Paredes, 5/12/2014 vs. New Orleans |
| HAD 11 RBI IN ONE GAME | | Mike Moustakas, 8/30/2010 vs. Round Rock |
| HAD 9 RBI IN ONE GAME | | Brett Eibner, 4/9/2014 vs. Memphis |
| HAD 8 RBI IN ONE GAME | | Jimmy Paredes, 5/12/2014 vs. New Orleans |
| HAD 7 RBI IN ONE GAME | | Brett Hayes, 4/14/2013 vs. Nashville |
| HAD 6 RBI IN ONE GAME | | Freddy Fermin, 4/8/2023 vs. Toledo |
| HAD 5 RBI IN ONE GAME | | Jakson Reetz, 4/1/2023 @ Indianapolis |
| HAD 4 RBI IN ONE GAME | | Nick Loftin, 5/5/2023 vs. Louisville |
| SCORED 5 RUNS IN ONE GAME | | Brett Eibner, 5/12/2014 vs. New Orleans |
| SCORED 4 RUNS IN ONE GAME | | Maikel García, 9/15/2022 @ Columbus |
| SCORED 3 RUNS IN ONE GAME | | Tyler Gentry, 5/30/2023 vs. Memphis |
| WALKED 4 TIMES IN ONE GAME | | MJ Melendez, 8/22/202 vs. Columbus |
| WALKED 3 TIMES IN ONE GAME | | Samad Taylor, 5/26/2023 @ St. Paul |
| STOLE 4 BASES IN ONE GAME | | Dairon Blanco, 5/25/2023 @ St. Paul |
| STOLE 3 BASES IN ONE GAME | | Samad Taylor and Nate Eaton, 5/26/2023 @ St. Paul |
| STOLE 2 BASES IN ONE GAME | | Dairon Blanco, 5/31/2023 vs. Memphis |
| STRUCK OUT 5 TIMES IN ONE GAME | | Drew Waters, 8/10/2022 @ Toledo |
| STRUCK OUT 4 TIMES IN ONE GAME | | Samad Taylor, 5/31/2023 vs. Memphis |
| STRUCK OUT 3 TIMES IN ONE GAME | | Greyson Jenista, 5/27/2023 @ St. Paul |
| REACHED BASE 6 TIMES IN ONE GAME | | Nicky Lopez, 7/27/2018 @ Fresno |
| REACHED BASE 5 TIMES IN ONE GAME | | Dairon Blanco, 5/25/2023 @ St. Paul |
| REACHED BASE 4 TIMES IN ONE GAME | | Tyler Gentry, 5/30/2023 vs. Memphis |
| REACHED BASE IN EVERY TRIP TO THE PLATE (6 PA) | | Brett Eibner, 4/9/2014 vs. Memphis |
| REACHED BASE IN EVERY TRIP TO THE PLATE (5 PA) | | Dairon Blanco, 5/25/2023 @ St. Paul |
| REACHED BASE IN EVERY TRIP TO THE PLATE (4 PA) | | Tyler Gentry, 5/30/2023 vs. Memphis |
| HAD 2 HOME RUNS IN THE SAME INNING | | Brett Eibner: 5th inning, 5/12/2015 vs. Memphis |
| HAD 2 DOUBLES IN THE SAME INNING | | Clay Dungan: 6th inning, 6/26/2022 vs. Columbus |
| HAD 2 HITS IN THE SAME INNING | | Drew Waters: 1st Inning, 5/17/2023 vs. Toledo |
| REACHED 2 TIMES IN THE SAME INNING | | Drew Waters: 1st Inning, 5/17/2023 vs. Toledo |
| SCORED 2 RUNS IN THE SAME INNING | | Brewer Hicklen: 6th inning, 8/26/2022 vs. Scranton/WB |
| HIT HOME RUNS IN 5 STRAIGHT GAMES | | Steve Sisco, June 13 to June 21, 1998 |
| HIT HOME RUNS IN 5 STRAIGHT GAMES | | Cory Aldridge, July 27 to August 8, 2009 |
| HIT HOME RUNS IN 4 STRAIGHT GAMES | | Nick Pratto, August 19 to August 22, 2021 |
| HIT HOME RUNS IN 3 STRAIGHT GAMES | | Brent Rooker, September 23 to September 26, 2022 |
| HIT HOME RUNS IN BACK-TO-BACK GAMES | | Nick Loftin, May 24 and May 25, 2023 |
| HIT HOME RUNS IN BOTH GAMES OF A DOUBLEHEADER | | Nick Pratto, 4/7/2022 @ Indianapolis |
| HIT HOME RUNS FROM BOTH SIDES OF THE PLATE, GAME | | Tim Raines Jr., 8/20/2009 @ Tacoma |
| HIT HOME RUN IN FIRST OMAHA AT-BAT | | Jakson Reetz, 8/28/2022 vs. Scranton/WB [G1] |
| HAD 2+ HITS IN 7 STRAIGHT GAMES | | Johnny Givonetella, August 3 to August 14, 2014 |
| HAD 2+ HITS IN 6 STRAIGHT GAMES | | Dairon Blanco, September 10 to September 17, 2022 |
| HAD 2+ HITS IN 5 STRAIGHT GAMES | | MJ Melendez, September 25 to October 2, 2021 |
| HAD A 20+ GAME HITTING STREAK | | Frank Schwindel, 20 Games: July 22 to August 13, 2018 |
| HAD A 18+ GAME HITTING STREAK | | Frank Schwindel, 20 Games: July 22 to August 13, 2018 |
| HAD A 16+ GAME HITTING STREAK | | Frank Schwindel, 20 Games: July 22 to August 13, 2018 |
| HAD A 14+ GAME HITTING STREAK | | Dairon Blanco, 15 Games: May 15 to July 10, 2022 |
| HAD A 12+ GAME HITTING STREAK | | Dairon Blanco, 15 Games: May 15 to July 10, 2022 |
| HAD A 40+ GAME REACHED BASE STREAK | | Shane Costa, 46 Games: April 14 to August 8, 2007 |
| HAD A 35+ GAME REACHED BASE STREAK | | Alex Gordon, 39 Games: May 9 to June 19, 2010 |
| HAD A 30+ GAME REACHED BASE STREAK | | Freddy Fermin, 33 Games: August 3 to September 15, 2022 |
| HAD A 25+ GAME REACHED BASE STREAK | | Freddy Fermin, 33 Games: August 3 to September 15, 2022 |
| HAD A 20+ GAME REACHED BASE STREAK | | Freddy Fermin, 33 Games: August 3 to September 15, 2022 |

THE LAST TIME AN OMAHA PITCHER...

| | | |
|--|-------|--|
| THREW A 1-HITTER (9 INNINGS) | | Luis Mendoza, 7/18/2011 @ Memphis |
| THREW A 1-HITTER (7 INNINGS) | | Jeff Suppan, 6/21/2011 @ Nashville |
| THREW A 2-HITTER (9 INNINGS) | | Arnaldo Hernandez, 7/21/2018 vs. Round Rock [G1] |
| THREW A 2-HITTER (7 INNINGS) | | Arnaldo Hernandez, 7/21/2018 vs. Round Rock [G1] |
| THREW A 9-INNING COMPLETE GAME SHUTOUT | | Luis Mendoza, 7/18/2011 @ Memphis |
| THREW A 7-INNING COMPLETE GAME SHUTOUT | | Jake Kalish, 7/2/2018 vs. Nashville [G1] |
| THREW A 5-INNING COMPLETE GAME SHUTOUT | | Anthony Lerew, 8/31/2010 vs. Round Rock |
| THREW A 9-INNING COMPLETE GAME | | Arnaldo Hernandez, 8/15/2018 vs. Oklahoma City |
| THREW AN 8-INNING COMPLETE GAME | | John Lannan, 6/16/2016 @ Oklahoma City |
| THREW A 7-INNING COMPLETE GAME | | Austin Cox, 8/28/2022 vs. Scranton/WB [G1] |
| THREW A 6-INNING COMPLETE GAME | | Matt Wright, 8/8/2008 @ Nashville [G2] |
| THREW A 5-INNING COMPLETE GAME | | Trevor Oaks, 8/6/2018 vs. Salt Lake |
| STRUCK OUT 12 IN A GAME | | Jakob Junis, 5/26/2017 @ Nashville |
| STRUCK OUT 11 IN A GAME | | John Lamb, 7/9/2014 vs. Iowa |
| STRUCK OUT 10 IN A GAME | | Jackson Kowar, 7/3/2021 @ St. Paul |
| WALKED 7 IN A GAME | | Josh Staumont, 5/24/2017 @ Nashville |
| WALKED 6 IN A GAME | | Drew Parrish, 6/22/2022 vs. Columbus |
| WALKED 5 IN A GAME | | Drew Parrish, 5/20/2023 vs. Toledo |
| ALLOWED 6 HOME RUNS IN A GAME | | Matt Wright, 8/18/2007 vs. Albuquerque |
| ALLOWED 5 HOME RUNS IN A GAME | | Austin Cox, 5/31/2023 vs. Memphis |
| ALLOWED 4 HOME RUNS IN A GAME | | Jake Kalish, 9/24/2021 vs. Indianapolis |
| ALLOWED 3 HOME RUNS IN A GAME | | Marcelo Martínez, 5/3/2023 vs. Louisville |
| ALLOWED 2 HOME RUNS IN A GAME | | Anthony Veneziano, 5/30/2023 vs. Memphis |
| THREW 120+ PITCHES IN A GAME | | Brett Tomko, 5/8/2014 @ Round Rock (127) |
| THREW 115+ PITCHES IN A GAME | | Luke Farrell, 6/8/2017 vs. Nashville (116) |
| THREW 110+ PITCHES IN A GAME | | Christian Binford, 9/3/2017 vs. Iowa (110) |
| THREW 100+ PITCHES IN A GAME | | Anthony Veneziano, 5/30/2023 vs. Memphis (101) |
| THREW 95+ PITCHES IN A GAME | | Jonathan Heasley, 6/1/2023 vs. Memphis (97) |
| THREW 90+ PITCHES IN A GAME | | Jonathan Heasley, 6/1/2023 vs. Memphis (97) |
| THREW A QUALITY START | | Max Castillo, 4/28/2023 @ St. Paul |
| WON HIS OMAHA DEBUT | | Alec Marsh, 9/23/2022 vs. Iowa |
| THREW AN IMMACULATE INNING | | Anthony Swarzak, 6/3/2021 vs. Iowa |

| GM # | MARCH | OPPONENT | SCORE | RECORD | STANDINGS | WIN | LOSS | SAVE | TEMP. | 1ST PITCH | TIME | ATT. | HOME ATT. | STORM CHASERS | | | | OPPONENT | | | |
|---|-------|----------------|-----------------------------------|--------|-----------|---------------------|---------------------------|------------------|-------|-----------|------------|-------|-----------|---------------|----|---|----|----------|----|---|----|
| | | | | | | | | | | | | | | R | H | E | LO | R | H | E | LO |
| 1. | 3/31 | @ Indianapolis | W, 8-6 | 1-0 | 1st +0.5 | C. Snider (1-0) | Y. De Los Santos (0-1) | J. Staumont (1) | 66° | 7:05 PM | 2:54 | 8,095 | | 8 | 12 | 0 | 14 | 6 | 11 | 2 | 7 |
| GM # | APRIL | OPPONENT | SCORE | RECORD | STANDINGS | WIN | LOSS | SAVE | TEMP. | 1ST PITCH | TIME | ATT. | HOME ATT. | STORM CHASERS | | | | OPPONENT | | | |
| | | | | | | | | | | | | | | R | H | E | LO | R | H | E | LO |
| 2. | 4/1 | @ Indianapolis | W, 12-1 | 2-0 | 1st +1.0 | D. Parrish (1-0) | C. Smith (0-1) | - | 42° | 1:37 PM | 2:26 | 4,012 | | 12 | 16 | 0 | 11 | 1 | 5 | 2 | 3 |
| 3. | 4/2 | @ Indianapolis | W, 8-3 | 3-0 | 1st +1.0 | J. Kowar (1-0) | D. Zamora (0-1) | - | 49° | 1:36 PM | 2:53 | 4,240 | | 8 | 12 | 0 | 9 | 3 | 11 | 2 | 10 |
| 4. | 4/4 | TOLEDO | L, 9-2 | 3-1 | 2nd -0.5 | B. White (1-0) | M. Castillo (0-1) | - | 55° | 6:42 PM | 2:27 | 3,200 | 3,200 | 2 | 6 | 0 | 6 | 9 | 12 | 0 | 5 |
| 5. | 4/5 | TOLEDO | L, 7-6 | 3-2 | 2nd -1.0 | T. Holton (1-0) | R. Weiss (0-1) | M. Díaz (2) | 35° | 12:07 PM | 2:40 | 1,405 | 4,605 | 6 | 8 | 2 | 6 | 7 | 12 | 1 | 9 |
| 6. | 4/6 | TOLEDO | L, 8-5 | 3-3 | 3rd -2.0 | J. Fry (1-0) | J. Kowar (1-1) | M. Del Pozo (1) | 45° | 12:06 PM | 2:48 | 1,607 | 6,212 | 5 | 7 | 1 | 4 | 8 | 10 | 2 | 9 |
| 7. | 4/7 | TOLEDO | W, 9-4 | 4-3 | 2nd -1.0 | J. Heasley (1-0) | R. Olson (0-2) | - | 70° | 6:35 PM | 2:35 | 1,968 | 8,180 | 9 | 12 | 0 | 6 | 4 | 9 | 0 | 11 |
| 8. | 4/8 | TOLEDO | W, 13-8 | 5-3 | 2nd -0.5 | M. Martinez (1-0) | M. Lorenzen (0-1) | - | 71° | 2:05 PM | 2:49 | 2,070 | 10,250 | 13 | 12 | 3 | 4 | 8 | 13 | 0 | 12 |
| 9. | 4/9 | TOLEDO | L, 8-2 | 5-4 | 2nd -1.5 | T. Holton (2-0) | M. Castillo (0-2) | - | 73° | 2:11 PM | 2:57 | 2,119 | 12,369 | 2 | 6 | 3 | 12 | 8 | 13 | 0 | 11 |
| 10. | 4/11 | @ Iowa | L, 9-6 | 5-5 | 5th -2.5 | B. Elias (1-0) | M. Mayers (0-1) | M. Rodriguez (1) | 79° | 6:38 PM | 2:34 | 3,557 | | 6 | 10 | 0 | 6 | 9 | 7 | 1 | 6 |
| 11. | 4/12 | @ Iowa | W, 10-6 | 6-5 | 5th -1.5 | J. Kowar (2-0) | R. Thompson (0-1) | - | 77° | 12:09 PM | 2:26 | 4,085 | | 10 | 12 | 0 | 5 | 6 | 8 | 0 | 4 |
| 12. | 4/13 | @ Iowa | L, 14-1 | 6-6 | 6th -2.5 | N. Neidert (1-1) | J. Heasley (1-1) | - | 81° | 6:38 PM | 2:18 | 3,647 | | 1 | 6 | 1 | 4 | 14 | 15 | 0 | 8 |
| 13. | 4/14 | @ Iowa | W, 11-8 | 7-6 | 6th -2.0 | C. Snider (2-0) | M. Rodriguez (1-1) | N. Wittgren (1) | 79° | 7:09 PM | 3:16 | 6,257 | | 11 | 11 | 2 | 10 | 8 | 11 | 3 | 10 |
| 14. | 4/15 | @ Iowa | PPD/Rain (To be made up April 16) | | | | | | | | | | | | | | | | | | |
| 15. | 4/16 | @ Iowa | Cancelled/Snow | | | | | | | | | | | | | | | | | | |
| 15. | 4/16 | @ Iowa | Cancelled/Snow | | | | | | | | | | | | | | | | | | |
| 14. | 4/18 | WINNETT | L, 4-1 | 7-7 | 5th -3.0 | T. Tice (2-0) | J. Kowar (2-2) | Y. Rios (1) | 70° | 6:39 PM | 2:24 | 1,703 | 14,072 | 1 | 7 | 1 | 8 | 4 | 6 | 0 | 8 |
| 15. | 4/19 | WINNETT | L, 6-2 | 7-8 | 5th -4.0 | B. Burrows (1-0) | J. Heasley (1-2) | - | 70° | 12:05 PM | 2:15 | 6,641 | 20,713 | 2 | 6 | 0 | 5 | 6 | 10 | 0 | 3 |
| 16. | 4/20 | WINNETT | L, 9-3 | 7-9 | 6th -4.5 | B. Moran (1-0) | M. Castillo (0-3) | - | 56° | 6:37 PM | 2:47 | 2,026 | 22,739 | 3 | 3 | 1 | 10 | 9 | 10 | 1 | 5 |
| 17. | 4/21 | WINNETT | L, 7-3 | 7-10 | 7th -6.0 | A. Winans (1-2) | E. Sisk (0-1) | - | 44° | 6:36 PM | 3:01 | 2,041 | 24,780 | 3 | 9 | 2 | 9 | 7 | 11 | 0 | 8 |
| 18. | 4/22 | WINNETT | L, 5-2 | 7-11 | 6th -7.0 | D. Dodd (1-0) | A. Núñez (0-1) | Y. Rios (2) | 42° | 2:06 PM | 2:27 | 3,025 | 27,805 | 2 | 4 | 1 | 2 | 5 | 10 | 0 | 10 |
| 19. | 4/23 | WINNETT | W, 5-3 | 8-11 | 6th -6.0 | M. Mayers (1-1) | N. Kingham (0-3) | N. Wittgren (2) | 49° | 2:06 PM | 2:23 | 2,046 | 29,851 | 5 | 12 | 3 | 6 | 3 | 8 | 0 | 9 |
| 20. | 4/25 | @ Nashville | L, 8-3 | 8-12 | 6th -7.0 | R. Gasser (1-0) | J. Heasley (1-3) | - | 67° | 6:39 PM | 2:14 | 4,127 | | 3 | 5 | 1 | 3 | 8 | 11 | 0 | 6 |
| 21. | 4/26 | @ Nashville | L, 5-0 | 8-13 | 7th -8.0 | C. Boushley (1-1) | M. Castillo (0-4) | - | 68° | 6:37 PM | 2:27 | 5,455 | | 0 | 4 | 0 | 5 | 5 | 11 | 1 | 8 |
| 22. | 4/27 | @ Nashville | W, 2-1 | 9-13 | 7th -8.0 | A. Cox (1-0) | J. Junk (2-1) | N. Wittgren (3) | 61° | 7:19 PM | 2:28 (:44) | 3,507 | | 2 | 8 | 0 | 7 | 1 | 6 | 1 | 8 |
| 23. | 4/28 | @ Nashville | L, 4-3 | 9-14 | 7th -7.0 | J. Bukauskas (1-0) | J. Dye (0-1) | - | 69° | 6:37 PM | 2:26 | 6,707 | | 3 | 5 | 1 | 3 | 4 | 7 | 1 | 4 |
| 24. | 4/29 | @ Nashville | L, 6-5 (10) | 9-15 | 8th -8.0 | L. Erceg (3-0) | E. Sisk (0-2) | - | 70° | 6:39 PM | 2:58 | 9,833 | | 5 | 8 | 0 | 6 | 6 | 13 | 1 | 15 |
| 25. | 4/30 | @ Nashville | W, 10-6 | 10-15 | 7th -7.0 | A. Núñez (1-1) | J. Bukauskas (1-1) | - | 61° | 3:08 PM | 3:00 (:10) | 9,469 | | 10 | 11 | 1 | 9 | 6 | 9 | 3 | 9 |
| APRIL Hitting Results: .250/.337/.441 (200-for-799), 49 2B, 2 3B, 33 HR, 124 R, 99 BB, 38 SB // APRIL Pitching Results: 9-15, 5.65 ERA (133 ER in 212.0 IP), 3/7 SV, 238 H, 30 HR, 104 BB, 198 K, 1.61 WHIP, .284 AVG | | | | | | | | | | | | | | STORM CHASERS | | | | OPPONENT | | | |
| GM # | MAY | OPPONENT | SCORE | RECORD | STANDINGS | WIN | LOSS | SAVE | TEMP. | 1ST PITCH | TIME | ATT. | HOME ATT. | R | H | E | LO | R | H | E | LO |
| | | | | | | | | | | | | | | | | | | | | | |
| 26. | 5/2 | LOUISVILLE | L, 10-4 | 10-16 | 8th -8.0 | A. Abbott (1-0) | M. Castillo (0-5) | - | 57° | 12:06 PM | 2:57 | 2,024 | 31,875 | 4 | 6 | 0 | 10 | 10 | 14 | 2 | 8 |
| 27. | 5/3 | LOUISVILLE | L, 7-4 | 10-17 | 10th -9.0 | B. Lively (4-0) | M. Martinez (1-1) | - | 60° | 11:07 AM | 2:20 | 3,364 | 35,239 | 4 | 10 | 1 | 5 | 7 | 11 | 0 | 7 |
| 28. | 5/4 | LOUISVILLE | L, 12-10 | 10-18 | 10th -9.0 | R. Wynne (1-1) | D. Parrish (1-1) | - | 77° | 6:36 PM | 2:45 | 3,333 | 38,572 | 10 | 11 | 1 | 9 | 12 | 13 | 4 | 4 |
| 29. | 5/5 | LOUISVILLE | W, 6-2 | 11-18 | 10th -8.0 | M. Mayers (2-1) | B. Williamson (1-4) | J. Kowar (1) | 63° | 6:36 PM | 2:14 | 5,735 | 44,307 | 6 | 5 | 0 | 3 | 2 | 7 | 1 | 7 |
| 30. | 5/6 | LOUISVILLE | W, 11-9 | 12-18 | 8th -7.5 | E. Sisk (1-2) | J. Kuhnel (0-1) | J. Cuas (1) | 78° | 6:37 PM | 2:57 | 3,872 | 48,179 | 11 | 12 | 0 | 8 | 9 | 13 | 1 | 6 |
| 31. | 5/7 | LOUISVILLE | L, 4-3 | 12-19 | 9th -7.0 | Z. Brown (1-1) | B. Kriske (0-1) | A. Busenitz (3) | 82° | 2:07 PM | 2:46 | 2,469 | 50,648 | 3 | 8 | 0 | 7 | 4 | 6 | 0 | 8 |
| 32. | 5/9 | @ Scranton/WB | L, 14-2 | 12-20 | 9th -8.0 | M. Spence (3-2) | D. Parrish (1-2) | - | 68° | 6:06 PM | 2:20 | 3,053 | | 2 | 4 | 1 | 2 | 14 | 18 | 1 | 7 |
| 33. | 5/10 | @ Scranton/WB | L, 4-3 | 12-21 | 10th -8.5 | A. McGarity (3-0) | D. Coleman (0-1) | - | 60° | 11:05 AM | 2:41 | 5,829 | | 3 | 5 | 0 | 9 | 4 | 4 | 1 | 6 |
| 34. | 5/11 | @ Scranton/WB | W, 4-3 (11) | 13-21 | 9th -8.5 | A. Núñez (2-1) | D. Snelten (0-2) | - | 76° | 6:37 PM | 3:02 | 3,691 | | 4 | 4 | 0 | 6 | 3 | 8 | 2 | 10 |
| 35. | 5/12 | @ Scranton/WB | W, 3-2 | 14-21 | 9th -8.5 | D. Lynch (1-0) | R. Vásquez (0-5) | N. Wittgren (4) | 79° | 6:35 PM | 2:22 | 4,142 | | 3 | 8 | 0 | 5 | 2 | 4 | 1 | 6 |
| 36. | 5/13 | @ Scranton/WB | L, 8-6 | 14-22 | 10th -9.0 | A. McGarity (4-0) | B. Kriske (0-2) | - | 76° | 4:05 PM | 2:32 | 5,027 | | 6 | 14 | 0 | 6 | 8 | 10 | 0 | 5 |
| 37. | 5/14 | @ Scranton/WB | W, 6-3 | 15-22 | 9th -8.0 | J. Dipoto (1-0) | D. Snelten (0-3) | N. Wittgren (5) | 75° | 1:06 PM | 3:02 | 3,058 | | 6 | 7 | 0 | 6 | 3 | 9 | 1 | 11 |
| 38. | 5/16 | TOLEDO | L, 9-2 | 15-23 | 10th -8.0 | H. Hembree (4-1) | J. Heasley (1-4) | - | 77° | 6:36 PM | 2:45 | 2,001 | 52,649 | 2 | 9 | 1 | 15 | 9 | 12 | 0 | 6 |
| 39. | 5/17 | TOLEDO | W, 16-8 | 16-23 | 10th -7.5 | W. Pennington (1-0) | Z. Logue (1-3) | - | 83° | 6:37 PM | 2:54 | 2,218 | 54,867 | 16 | 18 | 0 | 8 | 8 | 14 | 2 | 3 |
| 40. | 5/18 | TOLEDO | W, 9-0 | 17-23 | 10th -6.5 | A. Cox (2-0) | B. Hanifee (0-3) | - | 78° | 6:37 PM | 2:31 | 3,529 | 58,396 | 9 | 14 | 0 | 8 | 0 | 3 | 0 | 6 |
| 41. | 5/19 | TOLEDO | W, 9-1 | 18-23 | 10th -6.0 | A. Núñez (3-1) | A. Bergner (1-1) | - | 66° | 6:36 PM | 2:41 | 5,058 | 63,454 | 9 | 12 | 1 | 9 | 1 | 6 | 1 | 8 |
| 42. | 5/20 | TOLEDO | L, 4-1 | 18-24 | 10th -7.5 | R. Olson (2-3) | J. McArthur (0-1) | M. Díaz (7) | 75° | 6:38 PM | 2:47 | 6,882 | 70,336 | 1 | 2 | 0 | 8 | 4 | 5 | 1 | 8 |
| 43. | 5/21 | TOLEDO | W, 8-4 | 19-24 | 10th -6.5 | N. Wittgren (1-0) | S. Elledge (0-1) | - | 81° | 5:07 PM | 2:50 | 3,995 | 74,331 | 8 | 12 | 0 | 9 | 4 | 15 | 2 | 11 |
| 44. | 5/23 | @ St. Paul | W, 6-1 | 20-24 | 10th -6.5 | D. Lynch (2-0) | S. Woods Richardson (0-5) | - | 76° | 11:09 AM | 2:24 | 7,436 | | 6 | 10 | 0 | 10 | 1 | 6 | 0 | 7 |
| 45. | 5/24 | @ St. Paul | L, 6-5 | 20-25 | 10th -6.5 | O. Ortega (2-0) | B. Kriske (0-3) | - | 68° | 7:08 PM | 3:00 | 4,222 | | 5 | 11 | 1 | 12 | 6 | 9 | 2 | 9 |
| 46. | 5/25 | @ St. Paul | L, 8-6 | 20-26 | 10th -7.5 | R. Henriquez (1-0) | A. Núñez (3-2) | P. Murphy (2) | 74° | 7:09 PM | 2:50 | 7,218 | | 6 | 10 | 3 | 12 | 8 | 10 | 2 | 6 |
| 47. | 5/26 | @ St. Paul | W, 6-4 | 21-26 | 9th -6.5 | D. Parrish (2-2) | C. Sadzeck (1-3) | D. Coleman (1) | 77° | 7:08 PM | 2:59 | 6,080 | | 6 | 8 | 1 | 8 | 4 | 8 | 1 | 9 |
| 48. | 5/27 | @ St. Paul | L, 14-1 | 21-27 | 9th -7.5 | R. Dobnak (2-1) | J. Heasley (1-5) | - | 80° | 7:10 PM | 2:51 | 6,386 | | 1 | 6 | 3 | 8 | 14 | 16 | 1 | 10 |
| 49. | 5/28 | @ St. Paul | L, 10-6 | 21-28 | 10th -8.5 | J. Winder (3-1) | J. Kowar (2-3) | - | 82° | 5:12 PM | 2:28 | 8,640 | | 6 | 11 | 2 | 4 | 10 | 9 | 1 | 2 |
| 50. | 5/30 | MEMPHIS | W, 7-6 | 22-28 | 9th -8.0 | A. Veneziano (1-0) | J. Woodford (0-1) | B. Kriske (1) | 82° | 7:06 PM | 2:32 | 2,352 | 76,683 | 7 | 12 | 0 | 6 | 6 | 6 | 3 | 8 |
| 51. | 5/31 | MEMPHIS | L, 9-4 | 22-29 | 9th -8.5 | M. McGreevy (4-0) | A. Cox (2-1) | - | 84° | 7:06 PM | 2:37 | 5,049 | 81,732 | 4 | 9 | 2 | 8 | 9 | 11 | 2 | 8 |
| MAY Hitting Results: .269/.366/.436 (238-for-885), 53 2B, 7 3B, 227 HR, 48 R, 120 BB, 58 SB // MAY Pitching Results: 12-14, 5.61 ERA (162 ER in 229.1 IP), 6/12 SV, 247 H, 46 HR, 126 BB, 235 K, 1.63 WHIP, .278 AVG | | | | | | | | | | | | | | STORM CHASERS | | | | OPPONENT | | | |

| GM # | JUNE | OPPONENT | SCORE | RECORD | STANDINGS | WIN | LOSS | SAVE | TEMP. | 1ST PITCH | TIME | ATT. | HOME ATT. | STORM CHASERS | | | | OPPONENT | | | |
|---|-----------|--------------|-------|--------|-----------|-----|------|------|-------|-----------|------|------|-----------|---------------|---|---|----|----------|---|---|----|
| | | | | | | | | | | | | | | R | H | E | LO | R | H | E | LO |
| 75 | 6/28 | IOWA | | | | | | | | | | | | | | | | | | | |
| 76 | 6/29 | IOWA | | | | | | | | | | | | | | | | | | | |
| 77 | 6/30 | IOWA | | | | | | | | | | | | | | | | | | | |
| JUNE Hitting Results: TBD // JUNE Pitching Results: TBD | | | | | | | | | | | | | | STORM CHASERS | | | | OPPONENT | | | |
| GM # | JULY | OPPONENT | SCORE | RECORD | STANDINGS | WIN | LOSS | SAVE | TEMP. | 1ST PITCH | TIME | ATT. | HOME ATT. | STORM CHASERS | | | | OPPONENT | | | |
| | | | | | | | | | | | | | | R | H | E | LO | R | H | E | LO |
| 78 | 7/1 | IOWA | | | | | | | | | | | | | | | | | | | |
| 79 | 7/2 | IOWA | | | | | | | | | | | | | | | | | | | |
| 80 | 7/3 | IOWA | | | | | | | | | | | | | | | | | | | |
| 81 | 7/4 | @ Gwinnett | | | | | | | | | | | | | | | | | | | |
| 82 | 7/5 | @ Gwinnett | | | | | | | | | | | | | | | | | | | |
| 83 | 7/6 | @ Gwinnett | | | | | | | | | | | | | | | | | | | |
| 84 | 7/7 | @ Gwinnett | | | | | | | | | | | | | | | | | | | |
| 85 | 7/8 | @ Gwinnett | | | | | | | | | | | | | | | | | | | |
| 86 | 7/9 | @ Gwinnett | | | | | | | | | | | | | | | | | | | |
| 87 | 7/14 | INDIANAPOLIS | | | | | | | | | | | | | | | | | | | |
| 88 | 7/15 | INDIANAPOLIS | | | | | | | | | | | | | | | | | | | |
| 89 | 7/16 | INDIANAPOLIS | | | | | | | | | | | | | | | | | | | |
| 90 | 7/18 | ST. PAUL | | | | | | | | | | | | | | | | | | | |
| 91 | 7/19 | ST. PAUL | | | | | | | | | | | | | | | | | | | |
| 92 | 7/20 | ST. PAUL | | | | | | | | | | | | | | | | | | | |
| 93 | 7/21 | ST. PAUL | | | | | | | | | | | | | | | | | | | |
| 94 | 7/22 | ST. PAUL | | | | | | | | | | | | | | | | | | | |
| 95 | 7/23 | ST. PAUL | | | | | | | | | | | | | | | | | | | |
| 96 | 7/25 | @ Columbus | | | | | | | | | | | | | | | | | | | |
| 97 | 7/26 | @ Columbus | | | | | | | | | | | | | | | | | | | |
| 98 | 7/27 | @ Columbus | | | | | | | | | | | | | | | | | | | |
| 99 | 7/28 | @ Columbus | | | | | | | | | | | | | | | | | | | |
| 100 | 7/29 | @ Columbus | | | | | | | | | | | | | | | | | | | |
| 102 | 7/30 | @ Columbus | | | | | | | | | | | | | | | | | | | |
| JULY Hitting Results: TBD // JULY Pitching Results: TBD | | | | | | | | | | | | | | STORM CHASERS | | | | OPPONENT | | | |
| GM # | AUGUST | OPPONENT | SCORE | RECORD | STANDINGS | WIN | LOSS | SAVE | TEMP. | 1ST PITCH | TIME | ATT. | HOME ATT. | STORM CHASERS | | | | OPPONENT | | | |
| | | | | | | | | | | | | | | R | H | E | LO | R | H | E | LO |
| 101 | 8/1 | @ Louisville | | | | | | | | | | | | | | | | | | | |
| 102 | 8/2 | @ Louisville | | | | | | | | | | | | | | | | | | | |
| 103 | 8/3 | @ Louisville | | | | | | | | | | | | | | | | | | | |
| 104 | 8/4 | @ Louisville | | | | | | | | | | | | | | | | | | | |
| 105 | 8/5 | @ Louisville | | | | | | | | | | | | | | | | | | | |
| 106 | 8/6 | @ Louisville | | | | | | | | | | | | | | | | | | | |
| 107 | 8/8 | IOWA | | | | | | | | | | | | | | | | | | | |
| 108 | 8/9 | IOWA | | | | | | | | | | | | | | | | | | | |
| 109 | 8/10 | IOWA | | | | | | | | | | | | | | | | | | | |
| 110 | 8/11 | IOWA | | | | | | | | | | | | | | | | | | | |
| 111 | 8/12 | IOWA | | | | | | | | | | | | | | | | | | | |
| 112 | 8/13 | IOWA | | | | | | | | | | | | | | | | | | | |
| 113 | 8/15 | @ Toledo | | | | | | | | | | | | | | | | | | | |
| 114 | 8/16 | @ Toledo | | | | | | | | | | | | | | | | | | | |
| 115 | 8/17 | @ Toledo | | | | | | | | | | | | | | | | | | | |
| 116 | 8/18 | @ Toledo | | | | | | | | | | | | | | | | | | | |
| 117 | 8/19 | @ Toledo | | | | | | | | | | | | | | | | | | | |
| 118 | 8/20 | @ Toledo | | | | | | | | | | | | | | | | | | | |
| 119 | 8/22 | ST. PAUL | | | | | | | | | | | | | | | | | | | |
| 120 | 8/23 | ST. PAUL | | | | | | | | | | | | | | | | | | | |
| 121 | 8/24 | ST. PAUL | | | | | | | | | | | | | | | | | | | |
| 122 | 8/25 | ST. PAUL | | | | | | | | | | | | | | | | | | | |
| 123 | 8/26 | ST. PAUL | | | | | | | | | | | | | | | | | | | |
| 124 | 8/27 | ST. PAUL | | | | | | | | | | | | | | | | | | | |
| 125 | 8/29 | LOUISVILLE | | | | | | | | | | | | | | | | | | | |
| 126 | 8/30 | LOUISVILLE | | | | | | | | | | | | | | | | | | | |
| 127 | 8/31 | LOUISVILLE | | | | | | | | | | | | | | | | | | | |
| AUGUST Hitting Results: TBD // AUGUST Pitching Results: TBD | | | | | | | | | | | | | | STORM CHASERS | | | | OPPONENT | | | |
| GM # | SEPTEMBER | OPPONENT | SCORE | RECORD | STANDINGS | WIN | LOSS | SAVE | TEMP. | 1ST PITCH | TIME | ATT. | HOME ATT. | STORM CHASERS | | | | OPPONENT | | | |
| | | | | | | | | | | | | | | R | H | E | LO | R | H | E | LO |
| 128 | 9/1 | LOUISVILLE | | | | | | | | | | | | | | | | | | | |
| 129 | 9/2 | LOUISVILLE | | | | | | | | | | | | | | | | | | | |
| 130 | 9/3 | LOUISVILLE | | | | | | | | | | | | | | | | | | | |
| 131 | 9/5 | @ Iowa | | | | | | | | | | | | | | | | | | | |
| 132 | 9/6 | @ Iowa | | | | | | | | | | | | | | | | | | | |
| 133 | 9/7 | @ Iowa | | | | | | | | | | | | | | | | | | | |
| 134 | 9/8 | @ Iowa | | | | | | | | | | | | | | | | | | | |
| 135 | 9/9 | @ Iowa | | | | | | | | | | | | | | | | | | | |
| 136 | 9/10 | @ Iowa | | | | | | | | | | | | | | | | | | | |
| 137 | 9/12 | INDIANAPOLIS | | | | | | | | | | | | | | | | | | | |
| 138 | 9/13 | INDIANAPOLIS | | | | | | | | | | | | | | | | | | | |
| 139 | 9/14 | INDIANAPOLIS | | | | | | | | | | | | | | | | | | | |
| 140 | 9/15 | INDIANAPOLIS | | | | | | | | | | | | | | | | | | | |
| 141 | 9/16 | INDIANAPOLIS | | | | | | | | | | | | | | | | | | | |
| 142 | 9/17 | INDIANAPOLIS | | | | | | | | | | | | | | | | | | | |
| 143 | 9/19 | @ Columbus | | | | | | | | | | | | | | | | | | | |
| 144 | 9/20 | @ Columbus | | | | | | | | | | | | | | | | | | | |
| 145 | 9/21 | @ Columbus | | | | | | | | | | | | | | | | | | | |
| 146 | 9/22 | @ Columbus | | | | | | | | | | | | | | | | | | | |
| 147 | 9/23 | @ Columbus | | | | | | | | | | | | | | | | | | | |
| 148 | 9/24 | @ Columbus | | | | | | | | | | | | | | | | | | | |
| SEPTEMBER Hitting Results: TBD // SEPTEMBER Pitching Results: TBD | | | | | | | | | | | | | | STORM CHASERS | | | | OPPONENT | | | |
| 2ND HALF Hitting Results: TBD // 2ND HALF Pitching Results: TBD | | | | | | | | | | | | | | STORM CHASERS | | | | OPPONENT | | | |

LF

Tucker Bradley, 23 (10-13)
Dairon Blanco, 10 (5-5)
Samad Taylor, 7 (4-3)
Brewer Hicklen, 6 (1-5)
Nick Pratto, 3 (1-2)
Franmil Reyes, 1 (1-0)
Tyler Gentry, 1 (0-1)

CF

Dairon Blanco, 20 (9-11)
Drew Waters, 12 (7-5)
Samad Taylor, 11 (2-9)
Nate Eaton, 6 (3-3)
Brewer Hicklen, 2 (0-2)

RF

Tyler Gentry, 43 (17-26)
Dairon Blanco, 4 (4-0)
CJ Alexander, 4 (1-3)
Nate Eaton, 1 (0-1)

SS

Angelo Castellano, 31 (10-21)
Maikel Garcia, 14 (8-6)
Clay Dungan, 5 (2-3)
Johan Camargo, 1 (1-0)
Nicky Lopez, 1 (1-0)

2B

Samad Taylor, 30 (15-15)
Nick Loftin, 9 (1-8)
Clay Dungan, 6 (4-2)
Angelo Castellano, 4 (2-2)
Johan Camargo, 1 (0-1)
Nate Eaton, 1 (0-1)
Nicky Lopez, 1 (0-1)

SP

Jonathan Heasley, 11 (5-6)
Drew Parrish, 9 (4-5)
Austin Cox, 8 (4-4)
Mike Mayers, 8 (3-5)
Max Castillo, 6 (0-6)
Daniel Lynch, 4 (3-1)
Daniel Mengden, 2 (2-0)
Anthony Veneziano, 2 (1-1)
Jackson Kowar, 1 (0-1)
Marcelo Martinez, 1 (0-1)

3B

Nick Loftin, 32 (18-14)
Maikel Garcia, 10 (2-8)
Angelo Castellano, 2 (1-1)
Johan Camargo, 2 (0-2)
Nate Eaton, 2 (0-2)
Samad Taylor, 2 (0-2)
Clay Dungan, 1 (1-0)
Nicky Lopez, 1 (0-1)

1B

CJ Alexander, 21 (9-12)
Nick Pratto, 16 (6-10)
Logan Porter, 11 (6-5)
Greyson Jenista, 3 (1-2)
Johan Camargo, 1 (0-1)

DH

Brewer Hicklen, 12 (7-5)
CJ Alexander, 9 (5-4)
Dairon Blanco, 6 (3-3)
Tyler Gentry, 4 (2-2)
Logan Porter, 4 (1-3)
Tucker Bradley, 3 (2-1)
Jakson Reetz, 3 (1-2)
Franmil Reyes, 3 (1-2)
Nick Loftin, 3 (0-3)
Freddy Fermin, 2 (0-2)
Johan Camargo, 1 (0-1)
Nate Eaton, 1 (0-1)
Samad Taylor, 1 (0-1)

C

Logan Porter, 22 (8-14)
Jakson Reetz, 18 (8-10)
Freddy Fermin, 12 (6-6)

| 1 | 2 | 3 | 4 | 5 | 6 | 7 | 8 | 9 |
|---|--|--|--|---|--|--|--|--|
| Samad Taylor, 39 (14-25) Drew Waters, 12 (7-5) Dairon Blanco, 1 (1-0) | Maikel Garcia, 24 (10-14) Samad Taylor, 9 (6-3) Nate Eaton, 8 (2-6) Nick Loftin, 7 (3-4) Nicky Lopez, 3 (1-2) CJ Alexander, 1 (0-1) | Tyler Gentry, 39 (14-25) Nick Loftin, 5 (3-2) Nick Pratto, 4 (3-1) Samad Taylor, 3 (1-2) Nate Eaton, 1 (0-1) | Logan Porter, 15 (5-10) Nick Pratto, 14 (5-9) Tyler Gentry, 9 (5-4) CJ Alexander, 6 (3-3) Franmil Reyes, 4 (2-2) Nick Loftin, 3 (1-2) Freddy Fermin, 1 (1-0) | Nick Loftin, 25 (9-16) CJ Alexander, 7 (5-2) Logan Porter, 7 (4-3) Brewer Hicklen, 3 (2-1) Johan Camargo, 3 (0-3) Jakson Reetz, 2 (2-0) Dairon Blanco, 1 (0-1) Nate Eaton, 1 (0-1) Freddy Fermin, 1 (0-1) Greyson Jenista, 1 (0-1) Nick Pratto, 1 (0-1) | CJ Alexander, 14 (5-9) Logan Porter, 11 (3-8) Jakson Reetz, 7 (2-5) Brewer Hicklen, 6 (3-3) Dairon Blanco, 4 (2-2) Nick Loftin, 4 (2-2) Freddy Fermin, 2 (2-0) Tucker Bradley, 1 (1-0) Nate Eaton, 1 (1-0) Greyson Jenista, 1 (1-0) Johan Camargo, 1 (0-1) | Dairon Blanco, 17 (9-8) Freddy Fermin, 10 (3-7) Jakson Reetz, 8 (4-4) Brewer Hicklen, 6 (0-6) Logan Porter, 4 (2-2) CJ Alexander, 3 (2-1) Tucker Bradley, 1 (1-0) Nate Eaton, 1 (1-0) Johan Camargo, 1 (0-1) Greyson Jenista, 1 (0-1) | Dairon Blanco, 16 (8-8) Tucker Bradley, 11 (5-6) Clay Dungan, 8 (5-3) Brewer Hicklen, 5 (2-3) Jakson Reetz, 4 (1-3) Angelo Castellano, 4 (0-4) CJ Alexander, 3 (0-3) Johan Camargo, 1 (1-0) | Angelo Castellano, 33 (13-20) Tucker Bradley, 12 (4-8) Clay Dungan, 4 (2-2) Dairon Blanco, 2 (2-0) Brewer Hicklen, 1 (1-0) |

| PLAYER | GS | POSITION | | | | | | | | | | BATTING ORDER | | | | | | | | |
|-------------------|----|----------|----|----|----|----|----|----|----|----|----|---------------|-----|-----|-----|-----|-----|-----|-----|-----|
| | | C | 1B | 2B | 3B | SS | LF | CF | RF | OF | DH | 1ST | 2ND | 3RD | 4TH | 5TH | 6TH | 7TH | 8TH | 9TH |
| Samad Taylor | 51 | | | 30 | 2 | | 7 | 11 | | 18 | 1 | 39 | 9 | 3 | | | | | | |
| Tyler Gentry | 48 | | | | | 1 | | | 43 | 44 | 4 | | | 39 | 9 | | | | | |
| Nick Loftin | 44 | | | 9 | 32 | | | | | | 3 | | 7 | 5 | 3 | 25 | 4 | | | |
| Dairon Blanco | 40 | | | | | | 10 | 20 | 4 | 34 | 6 | 1 | | | | 1 | 4 | 17 | 15 | 2 |
| Logan Porter | 38 | 22 | 12 | | | | | | | | 4 | | | | 16 | 7 | 11 | 4 | | |
| Angelo Castellano | 37 | | | 4 | 2 | 31 | | | | | | | | | | | | | 4 | 33 |
| CJ Alexander | 34 | | 21 | | | | | | 4 | 4 | 9 | | 1 | | 6 | 7 | 14 | 3 | 3 | |
| Tucker Bradley | 26 | | | | | | 23 | | | 23 | 3 | | | | | | 1 | 1 | 12 | 12 |
| Maikel Garcia | 24 | | | | 10 | 14 | | | | | | | 24 | | | | | | | |
| Jakson Reetz | 21 | 18 | | | | | | | | | 3 | | | | | 2 | 7 | 8 | 4 | |
| Brewer Hicklen | 21 | | | | | 7 | 2 | | | 9 | 12 | | | | | 3 | 6 | 6 | 5 | 1 |
| Nick Pratto | 18 | | 15 | | | 3 | | | | 3 | | | 4 | 13 | 1 | | | | | |
| Freddy Fermin | 14 | 12 | | | | | | | | | 2 | | | 1 | 1 | 2 | 10 | | | |
| Drew Waters | 12 | | | | | | | 12 | | 12 | | 12 | | | | | | | | |
| Clay Dungan | 12 | | | 6 | 1 | 5 | | | | | | | | | | | | | 8 | 4 |
| Nate Eaton | 12 | | | 1 | 2 | | | 7 | 1 | 8 | 1 | | 8 | 1 | | 1 | 1 | 1 | | |
| Johan Camargo | 6 | | 1 | 1 | 2 | 1 | | | | | 1 | | | | | 3 | 1 | 1 | 1 | |
| Franmil Reyes | 4 | | | | | 1 | | | | 1 | 3 | | | 4 | | | | | | |
| Nicky Lopez | 3 | | | 1 | 1 | 1 | | | | | | | 3 | | | | | | | |
| Greyson Jenista | 3 | | 3 | | | | | | | | | | | | | 1 | 1 | 1 | | |

OF LINEUP COMBOS

52 Games

51 Unique Lineup Combinations Used

MOST USED LINEUP (2x)

| PLAYER | Pos. |
|-------------------|------|
| 1. Samad Taylor | 2B |
| 2. Maikel Garcia | SS |
| 3. Nick Pratto | 1B |
| 4. Tyler Gentry | RF |
| 5. Nick Loftin | 3B |
| 6. CJ Alexander | DH |
| 7. Freddy Fermin | C |
| 8. Dairon Blanco | CF |
| 9. Tucker Bradley | LF |

STORM CHASERS POSITION PRODUCTION

| | AVG | AB | H | TB | 2B | 3B | HR | RBI | BB | SO | OBP | SLG | OPS | SAC | SF | HBP | GIDP |
|----|------|-----|----|-----|----|----|----|-----|----|----|------|------|------|-----|----|-----|------|
| C | .272 | 191 | 52 | 92 | 13 | 0 | 9 | 27 | 23 | 54 | .359 | .482 | .841 | 0 | 0 | 3 | 5 |
| 1B | .210 | 205 | 43 | 89 | 9 | 2 | 11 | 27 | 18 | 66 | .272 | .434 | .706 | 0 | 4 | 1 | 4 |
| 2B | .239 | 201 | 48 | 76 | 9 | 2 | 5 | 33 | 27 | 43 | .333 | .378 | .711 | 0 | 3 | 3 | 4 |
| 3B | .327 | 202 | 66 | 109 | 13 | 0 | 10 | 45 | 28 | 30 | .406 | .540 | .946 | 0 | 3 | 1 | 9 |
| SS | .249 | 181 | 45 | 71 | 11 | 0 | 5 | 32 | 29 | 44 | .349 | .392 | .741 | 0 | 2 | 0 | 2 |
| LF | .222 | 176 | 39 | 61 | 8 | 1 | 4 | 22 | 33 | 53 | .361 | .347 | .708 | 0 | 1 | 6 | 9 |
| CF | .320 | 197 | 63 | 105 | 16 | 4 | 6 | 19 | 25 | 45 | .416 | .533 | .949 | 1 | 1 | 8 | 11 |
| RF | .236 | 203 | 48 | 74 | 12 | 1 | 4 | 23 | 27 | 51 | .339 | .365 | .704 | 0 | 3 | 6 | 5 |
| DH | .280 | 193 | 54 | 95 | 14 | 0 | 9 | 33 | 24 | 54 | .368 | .492 | .860 | 1 | 0 | 3 | 5 |

STORM CHASERS BATTING ORDER PRODUCTION

| | AVG | AB | H | TB | 2B | 3B | HR | RBI | BB | SO | OBP | SLG | OPS | SAC | SF | HBP | GIDP |
|-----|------|-----|----|-----|----|----|----|-----|----|----|------|------|------|-----|----|-----|------|
| 1st | .298 | 215 | 64 | 103 | 16 | 4 | 5 | 30 | 30 | 47 | .382 | .479 | .861 | 0 | 3 | 1 | 8 |
| 2nd | .257 | 210 | 54 | 83 | 15 | 1 | 4 | 36 | 30 | 48 | .352 | .395 | .747 | 0 | 2 | 2 | 6 |
| 3rd | .252 | 202 | 51 | 81 | 11 | 2 | 5 | 32 | 30 | 48 | .365 | .401 | .766 | 0 | 4 | 8 | 7 |
| 4th | .248 | 206 | 51 | 96 | 10 | 1 | 11 | 30 | 22 | 57 | .316 | .466 | .782 | 0 | 5 | 1 | 7 |
| 5th | .251 | 207 | 52 | 91 | 9 | 0 | 10 | 32 | 16 | 50 | .316 | .440 | .756 | 0 | 1 | 4 | 8 |
| 6th | .294 | 197 | 58 | 114 | 17 | 0 | 13 | 29 | 17 | 52 | .359 | .579 | .938 | 0 | 0 | 3 | 6 |
| 7th | .222 | 180 | 40 | 66 | 9 | 1 | 5 | 25 | 26 | 49 | .336 | .367 | .703 | 1 | 0 | 5 | 4 |
| 8th | .278 | 158 | 44 | 66 | 10 | 0 | 4 | 18 | 43 | 45 | .450 | .418 | .868 | 1 | 1 | 7 | 2 |
| 9th | .246 | 183 | 45 | 74 | 9 | 1 | 6 | 31 | 20 | 48 | .319 | .404 | .723 | 0 | 1 | 0 | 6 |

OUTFIELD ASSIST LOG (16)

| # | OUTFIELDER | Pos. | GAME | INNING | BASE | PITCHER | BATTER | RUNNER OUT | PLAY |
|-----|----------------|------|--------------------|--------|------|-------------------|--------------------|--------------------|--|
| 1. | Tucker Bradley | LF | 4/4 vs. Toledo | ▲ 6 | 3rd | Brooks Kriske | Akil Baddoo | Akil Baddoo | Baddoo 3-RBI double, out at 3rd (7-6-5) |
| 2. | Tyler Gentry | RF | 4/14 @ Iowa | ▼ 5 | Home | Andrés Núñez | Matt Mervis | Christopher Morel | Mervis double, Morel out at home (9-4-2) |
| 3. | Dairon Blanco | CF | 4/19 vs. Gwinnett | ▲ 3 | 2nd | Jonathan Heasley | Hendrik Clementina | Hendrik Clementina | Clementina RBI single, out at 2nd (8-4) |
| 4. | Samad Taylor | CF | 4/26 @ Nashville | ▼ 5 | 2nd | Max Castillo | Andruw Monasterio | Andruw Monasterio | Monasterio single, out at 2nd (8-5-3-5) |
| 5. | Nate Eaton | CF | 4/27 @ Nashville | ▼ 1 | Home | Austin Cox | Keston Hiura | Andruw Monasterio | Hiura single, Monasterio out at home (8-2) |
| 6. | Dairon Blanco | LF | 4/28 @ Nashville | ▼ 8 | 2nd | Jackson Kowar | Keston Hiura | Keston Hiura | Hiura 2-RBI single, out at 2nd (7-2-4) |
| 7. | Brewer Hicklen | LF | 5/2 vs. Louisville | ▲ 5 | 2nd | Max Castillo | Matt McLain | Matt McLain | McLain 2-RBI single, out at 2nd (7-5-4-3-5) |
| 8. | Dairon Blanco | CF | 5/5 vs. Louisville | ▲ 4 | Home | Mike Mayers | Nick Martini | Will Benson | Martini flies out to CF, Benson out at home (8-2) |
| 9. | Franmil Reyes | RF | 5/6 vs. Louisville | ▲ 6 | 2nd | Collin Snider | Matt McLain | Matt McLain | McLain RBI double, out at 2nd (7-6-4-5) |
| 10. | Tyler Gentry | RF | 5/11 @ Scranton/WB | ▼ 9 | Home | Nick Wittgren | Billy McKinney | Michael Hermosillo | McKinney RBI single, Hermosillo out at home (9-5-2) |
| 11. | Drew Waters | CF | 5/20 vs. Toledo | ▲ 6 | 3rd | Walter Pennington | Parker Meadows | Jermaine Palacios | Meadows sacrifice fly DP, Palacios out at 3rd (8-6) |
| 12. | Tucker Bradley | LF | 5/25 @ St. Paul | ▼ 5 | 2nd | Jackson Kowar | Chris Williams | Chris Williams | Williams RBI single, out at 2nd (7-5-3-4-3) |
| 13. | Dairon Blanco | RF | 5/26 @ St. Paul | ▼ 3 | 2nd | Drew Parrish | Andrew Stevenson | Tony Wolters | Stevenson flies into a double play, Wolters out at 2nd (9-6) |
| 14. | Tyler Gentry | RF | 5/27 @ St. Paul | ▼ 1 | 3rd | Jonathan Heasley | Jose Miranda | Andrew Stevenson | Miranda flies into a double play, Stevenson out at 3rd (9-1-5) |
| 15. | Tyler Gentry | RF | 5/28 @ St. Paul | ▼ 3 | Home | Max Castillo | Jose Miranda | Alex De Goti | Miranda lines into a double play, De Goti out at 3rd (9-2) |
| 16. | Brewer Hicklen | LF | 5/28 @ St. Paul | ▼ 7 | Home | Jackson Kowar | Jose Miranda | Andrew Stevenson | Miranda RBI single, Stevenson scores, Reetz Error (7-2) |

BY PLAYER

| | | |
|--------------------|----|---|
| | LF | 1 |
| DAIRON BLANCO (4) | CF | 2 |
| | RF | 1 |
| TUCKER BRADLEY (2) | LF | 2 |
| NATE EATON (1) | CF | 1 |
| TYLER GENTRY (4) | RF | 4 |
| BREWER HICKLEN (2) | LF | 2 |
| FRANMIL REYES (1) | LF | 1 |
| SAMAD TAYLOR (1) | CF | 1 |
| DREW WATERS (1) | CF | 1 |

| DATE | OPPONENT | RESULT | SP | C | 1B | 2B | 3B | SS | LF | CF | RF | DH |
|---------|----------------|-------------|-------------------|---------------|-----------------|-------------------|-------------------|-------------------|----------------|----------------|--------------|----------------|
| 3/31 | @ Indianapolis | W, 8-6 | Mike Mayers | Freddy Fermin | Nick Pratto | Samad Taylor | Nick Loftin | Maikel Garcia | Tucker Bradley | Dairon Blanco | Tyler Gentry | CJ Alexander |
| 4/1 | @ Indianapolis | W, 12-1 | Austin Cox | Logan Porter | Nick Pratto | Angelo Castellano | Nick Loftin | Maikel Garcia | Dairon Blanco | Samad Taylor | Tyler Gentry | Jakson Reetz |
| 4/2 | @ Indianapolis | W, 8-3 | Jonathan Heasley | Freddy Fermin | Nick Pratto | Samad Taylor | Nick Loftin | Maikel Garcia | Tucker Bradley | Dairon Blanco | Tyler Gentry | CJ Alexander |
| 4/4 | TOLEDO | L, 9-2 | Max Castillo | Freddy Fermin | Nick Pratto | Samad Taylor | Nick Loftin | Maikel Garcia | Tucker Bradley | Dairon Blanco | Tyler Gentry | CJ Alexander |
| 4/5 | TOLEDO | L, 6-5 | Mike Mayers | Jakson Reetz | Logan Porter | Angelo Castellano | Nick Loftin | Maikel Garcia | Tucker Bradley | Dairon Blanco | Tyler Gentry | Freddy Fermin |
| 4/6 | TOLEDO | W, 9-4 | Jackson Kowar | Freddy Fermin | CJ Alexander | Samad Taylor | Nick Loftin | Maikel Garcia | Tucker Bradley | Dairon Blanco | Tyler Gentry | Logan Porter |
| 4/7 | TOLEDO | W, 13-8 | Jonathan Heasley | Freddy Fermin | Logan Porter | Samad Taylor | Angelo Castellano | Maikel Garcia | Tucker Bradley | Dairon Blanco | Tyler Gentry | CJ Alexander |
| 4/8 | TOLEDO | W, 13-8 | Drew Parrish | Freddy Fermin | Nick Pratto | Samad Taylor | Maikel Garcia | Angelo Castellano | Tucker Bradley | Dairon Blanco | Tyler Gentry | CJ Alexander |
| 4/9 | @ Iowa | L, 6-5 | Max Castillo | Logan Porter | Nick Pratto | Samad Taylor | Angelo Castellano | Maikel Garcia | Tucker Bradley | Dairon Blanco | Tyler Gentry | Jakson Reetz |
| 4/11 | @ Iowa | L, 6-5 | Mike Mayers | Freddy Fermin | Nick Pratto | Samad Taylor | Nick Loftin | Maikel Garcia | Tucker Bradley | Dairon Blanco | Tyler Gentry | Logan Porter |
| 4/12 | @ Iowa | W, 10-6 | Austin Cox | Logan Porter | Nick Pratto | Samad Taylor | Nick Loftin | Maikel Garcia | Tucker Bradley | Dairon Blanco | Tyler Gentry | CJ Alexander |
| 4/13 | @ Iowa | L, 14-1 | Jonathan Heasley | Freddy Fermin | Nick Pratto | Angelo Castellano | Nick Loftin | Maikel Garcia | Tucker Bradley | Samad Taylor | CJ Alexander | Tyler Gentry |
| 4/14 | @ Iowa | W, 11-8 | Drew Parrish | Freddy Fermin | CJ Alexander | Angelo Castellano | Nick Loftin | Maikel Garcia | Dairon Blanco | Samad Taylor | Tyler Gentry | Logan Porter |
| 4/15 | @ Iowa | Cancelled | | | | | | | | | | |
| 4/16 G1 | @ Iowa | Cancelled | | | | | | | | | | |
| 4/16 G2 | @ Iowa | Cancelled | | | | | | | | | | |
| 4/18 | @ Gwinnett | L, 4-1 | Mike Mayers | Freddy Fermin | Logan Porter | Nick Loftin | Maikel Garcia | Angelo Castellano | Nick Pratto | Samad Taylor | CJ Alexander | Tyler Gentry |
| 4/19 | @ Gwinnett | L, 4-1 | Jonathan Heasley | Logan Porter | Nick Pratto | Samad Taylor | Nick Loftin | Angelo Castellano | Tucker Bradley | Dairon Blanco | Tyler Gentry | Jakson Reetz |
| 4/20 | @ Gwinnett | L, 7-3 | Max Castillo | Freddy Fermin | Nick Pratto | Nick Loftin | Maikel Garcia | Angelo Castellano | Dairon Blanco | Samad Taylor | Tyler Gentry | Logan Porter |
| 4/21 | @ Gwinnett | L, 10-3 | Austin Cox | Jakson Reetz | Nick Pratto | Nick Loftin | Maikel Garcia | Angelo Castellano | Tucker Bradley | Samad Taylor | Tyler Gentry | CJ Alexander |
| 4/22 | @ Gwinnett | L, 5-2 | Drew Parrish | Logan Porter | CJ Alexander | Samad Taylor | Maikel Garcia | Angelo Castellano | Nick Pratto | Dairon Blanco | Tyler Gentry | Nick Loftin |
| 4/23 | @ Gwinnett | W, 5-3 | Mike Mayers | Jakson Reetz | Nick Pratto | Nick Loftin | Maikel Garcia | Angelo Castellano | Tucker Bradley | Samad Taylor | Tyler Gentry | CJ Alexander |
| 4/25 | @ Nashville | L, 8-3 | Jonathan Heasley | Logan Porter | Nick Pratto | Nick Loftin | Maikel Garcia | Angelo Castellano | Tucker Bradley | Dairon Blanco | Tyler Gentry | Dairon Blanco |
| 4/26 | @ Nashville | L, 5-0 | Max Castillo | Logan Porter | Nick Pratto | Nick Loftin | Maikel Garcia | Angelo Castellano | Brewer Hicklen | Samad Taylor | Tyler Gentry | CJ Alexander |
| 4/27 | @ Nashville | W, 2-1 | Austin Cox | Jakson Reetz | CJ Alexander | Nick Loftin | Maikel Garcia | Angelo Castellano | Nick Pratto | Dairon Blanco | Tyler Gentry | Nick Loftin |
| 4/28 | @ Nashville | L, 6-3 | Drew Parrish | Logan Porter | CJ Alexander | Samad Taylor | Maikel Garcia | Angelo Castellano | Nate Eaton | Dairon Blanco | Tyler Gentry | Brewer Hicklen |
| 4/29 | @ Nashville | L, 6-5 (10) | Mike Mayers | Jakson Reetz | CJ Alexander | Nick Loftin | Maikel Garcia | Angelo Castellano | Tucker Bradley | Samad Taylor | Nate Eaton | Freddy Fermin |
| 4/30 | @ Nashville | W, 10-6 | Jonathan Heasley | Freddy Fermin | Logan Porter | Samad Taylor | Nick Loftin | Maikel Garcia | Tucker Bradley | Nate Eaton | Tyler Gentry | Brewer Hicklen |
| 5/1 | LOUISVILLE | L, 10-4 | Max Castillo | Jakson Reetz | Logan Porter | Samad Taylor | Nate Eaton | Angelo Castellano | Brewer Hicklen | Dairon Blanco | Tyler Gentry | Nick Loftin |
| 5/3 | LOUISVILLE | L, 12-10 | Marcelo Martinez | Logan Porter | CJ Alexander | Samad Taylor | Nick Loftin | Angelo Castellano | Tucker Bradley | Nate Eaton | Tyler Gentry | Brewer Hicklen |
| 5/4 | LOUISVILLE | W, 6-2 | Drew Parrish | Logan Porter | CJ Alexander | Samad Taylor | Nick Loftin | Angelo Castellano | Brewer Hicklen | Dairon Blanco | Tyler Gentry | Franklin Reyes |
| 5/5 | LOUISVILLE | W, 11-9 | Daniel Mengden | Jakson Reetz | Logan Porter | Samad Taylor | Nick Loftin | Angelo Castellano | Brewer Hicklen | Dairon Blanco | Tyler Gentry | Franklin Reyes |
| 5/6 | LOUISVILLE | W, 11-9 | Daniel Mengden | Jakson Reetz | Logan Porter | Samad Taylor | Nick Loftin | Angelo Castellano | Brewer Hicklen | Dairon Blanco | Tyler Gentry | Franklin Reyes |
| 5/7 | LOUISVILLE | L, 14-2 | Daniel Lynch | Jakson Reetz | Logan Porter | Samad Taylor | Nick Loftin | Angelo Castellano | Brewer Hicklen | Dairon Blanco | Tyler Gentry | Franklin Reyes |
| 5/9 | @ Scranton/WB | L, 4-3 | Drew Parrish | Logan Porter | CJ Alexander | Samad Taylor | Nick Loftin | Angelo Castellano | Tucker Bradley | Drew Waters | Tyler Gentry | Brewer Hicklen |
| 5/10 | @ Scranton/WB | W, 4-3 | Mike Mayers | Jakson Reetz | Logan Porter | Clay Dungan | Nick Loftin | Angelo Castellano | Brewer Hicklen | Dairon Blanco | Tyler Gentry | Samad Taylor |
| 5/11 | @ Scranton/WB | L, 4-3 (11) | Jonathan Heasley | Logan Porter | CJ Alexander | Samad Taylor | Nick Loftin | Angelo Castellano | Tucker Bradley | Dairon Blanco | Tyler Gentry | Brewer Hicklen |
| 5/12 | @ Scranton/WB | W, 3-2 | Daniel Lynch | Logan Porter | CJ Alexander | Samad Taylor | Clay Dungan | Angelo Castellano | Dairon Blanco | Drew Waters | Tyler Gentry | Tucker Bradley |
| 5/13 | @ Scranton/WB | L, 8-6 | Austin Cox | Logan Porter | CJ Alexander | Samad Taylor | Nick Loftin | Angelo Castellano | Brewer Hicklen | Drew Waters | Tyler Gentry | Dairon Blanco |
| 5/14 | @ Scranton/WB | W, 6-3 | Drew Parrish | Jakson Reetz | CJ Alexander | Samad Taylor | Nick Loftin | Angelo Castellano | Tucker Bradley | Dairon Blanco | Tyler Gentry | Brewer Hicklen |
| 5/16 | TOLEDO | L, 9-2 | Jonathan Heasley | Jakson Reetz | Logan Porter | Clay Dungan | Nick Loftin | Angelo Castellano | Samad Taylor | Drew Waters | Tyler Gentry | Johan Camargo |
| 5/17 | TOLEDO | W, 16-8 | Daniel Lynch | Jakson Reetz | Logan Porter | Clay Dungan | Nick Loftin | Angelo Castellano | Samad Taylor | Drew Waters | Tyler Gentry | Dairon Blanco |
| 5/18 | TOLEDO | W, 10-0 | Austin Cox | Logan Porter | CJ Alexander | Samad Taylor | Nick Loftin | Nicky Lopez | Tucker Bradley | Drew Waters | Tyler Gentry | Brewer Hicklen |
| 5/19 | TOLEDO | W, 9-1 | Daniel Mengden | Logan Porter | CJ Alexander | Clay Dungan | Nick Loftin | Angelo Castellano | Samad Taylor | Drew Waters | Tyler Gentry | Brewer Hicklen |
| 5/20 | TOLEDO | W, 9-1 | Drew Parrish | Jakson Reetz | CJ Alexander | Clay Dungan | Nick Loftin | Angelo Castellano | Samad Taylor | Drew Waters | Tyler Gentry | Brewer Hicklen |
| 5/21 | TOLEDO | W, 8-4 | Jonathan Heasley | Jakson Reetz | Logan Porter | Samad Taylor | Nick Loftin | Angelo Castellano | Tucker Bradley | Drew Waters | Tyler Gentry | Brewer Hicklen |
| 5/23 | @ St. Paul | L, 4-1 | Daniel Lynch | Logan Porter | Greyson Jenista | Clay Dungan | Nick Loftin | Angelo Castellano | Samad Taylor | Drew Waters | Tyler Gentry | Dairon Blanco |
| 5/24 | @ St. Paul | L, 6-5 | Anthony Veneziano | Jakson Reetz | Logan Porter | Nick Loftin | Samad Taylor | Angelo Castellano | Dairon Blanco | Drew Waters | Tyler Gentry | Brewer Hicklen |
| 5/25 | @ St. Paul | L, 6-6 | Austin Cox | Logan Porter | Greyson Jenista | Nick Loftin | Samad Taylor | Angelo Castellano | Samad Taylor | Dairon Blanco | Tyler Gentry | Brewer Hicklen |
| 5/26 | @ St. Paul | W, 6-4 | Drew Parrish | Jakson Reetz | Logan Porter | Clay Dungan | Samad Taylor | Angelo Castellano | Nate Eaton | Dairon Blanco | Tyler Gentry | Brewer Hicklen |
| 5/27 | @ St. Paul | L, 14-1 | Jonathan Heasley | Logan Porter | Greyson Jenista | Samad Taylor | Johan Camargo | Angelo Castellano | Dairon Blanco | Nate Eaton | Tyler Gentry | Tucker Bradley |
| 5/28 | @ St. Paul | W, 10-6 | Max Castillo | Jakson Reetz | CJ Alexander | Johan Camargo | Nick Loftin | Clay Dungan | Brewer Hicklen | Samad Taylor | Nate Eaton | Nate Eaton |
| 5/30 | @ St. Paul | W, 6-6 | Anthony Veneziano | Logan Porter | CJ Alexander | Samad Taylor | Nick Loftin | Johan Camargo | Dairon Blanco | Nate Eaton | Tyler Gentry | Brewer Hicklen |
| 5/31 | MEMPHIS | L, 9-4 | Austin Cox | Logan Porter | Johan Camargo | Samad Taylor | Nick Loftin | Clay Dungan | Tucker Bradley | Dairon Blanco | Tyler Gentry | CJ Alexander |
| 6/1 | MEMPHIS | L, 12-6 | Jonathan Heasley | Jakson Reetz | CJ Alexander | Nate Eaton | Johan Camargo | Angelo Castellano | Samad Taylor | Brewer Hicklen | Tyler Gentry | Dairon Blanco |
| 6/2 | MEMPHIS | | | | | | | | | | | |
| 6/3 | MEMPHIS | | | | | | | | | | | |
| 6/4 | MEMPHIS | | | | | | | | | | | |
| 6/6 | @ Indianapolis | | | | | | | | | | | |
| 6/7 | @ Indianapolis | | | | | | | | | | | |
| 6/8 | @ Indianapolis | | | | | | | | | | | |
| 6/9 | @ Indianapolis | | | | | | | | | | | |
| 6/10 | @ Indianapolis | | | | | | | | | | | |
| 6/11 | @ Indianapolis | | | | | | | | | | | |
| 6/13 | COLUMBUS | | | | | | | | | | | |
| 6/14 | COLUMBUS | | | | | | | | | | | |
| 6/15 | COLUMBUS | | | | | | | | | | | |
| 6/16 | COLUMBUS | | | | | | | | | | | |
| 6/17 | COLUMBUS | | | | | | | | | | | |
| 6/18 | COLUMBUS | | | | | | | | | | | |
| 6/20 | @ Rochester | | | | | | | | | | | |
| 6/21 | @ Rochester | | | | | | | | | | | |
| 6/22 | @ Rochester | | | | | | | | | | | |
| 6/23 | @ Rochester | | | | | | | | | | | |
| 6/24 | @ Rochester | | | | | | | | | | | |
| 6/25 | @ Rochester | | | | | | | | | | | |
| 6/28 | IOWA | | | | | | | | | | | |
| 6/29 | IOWA | | | | | | | | | | | |
| 6/30 | IOWA | | | | | | | | | | | |
| 7/1 | IOWA | | | | | | | | | | | |
| 7/2 | IOWA | | | | | | | | | | | |
| 7/3 | IOWA | | | | | | | | | | | |
| 7/4 | @ Gwinnett | | | | | | | | | | | |
| 7/5 | @ Gwinnett | | | | | | | | | | | |
| 7/6 | @ Gwinnett | | | | | | | | | | | |
| 7/7 | @ Gwinnett | | | | | | | | | | | |
| 7/8 | @ Gwinnett | | | | | | | | | | | |
| 7/9 | @ Gwinnett | | | | | | | | | | | |
| 7/14 | INDIANAPOLIS | | | | | | | | | | | |
| 7/15 | INDIANAPOLIS | | | | | | | | | | | |
| 7/16 | INDIANAPOLIS | | | | | | | | | | | |
| 7/18 | ST. PAUL | | | | | | | | | | | |
| 7/19 | ST. PAUL | | | | | | | | | | | |
| 7/20 | ST. PAUL | | | | | | | | | | | |
| 7/21 | ST. PAUL | | | | | | | | | | | |
| 7/22 | ST. PAUL | | | | | | | | | | | |
| 7/23 | ST. PAUL | | | | | | | | | | | |
| 7/25 | @ Columbus | | | | | | | | | | | |
| 7/26 | @ Columbus | | | | | | | | | | | |
| 7/27 | @ Columbus | | | | | | | | | | | |
| 7/28 | @ Columbus | | | | | | | | | | | |
| 7/29 | @ Columbus | | | | | | | | | | | |
| 7/30 | @ Columbus | | | | | | | | | | | |
| 8/1 | @ Louisville | | | | | | | | | | | |
| 8/2 | @ Louisville | | | | | | | | | | | |
| 8/3 | @ Louisville | | | | | | | | | | | |
| 8/4 | @ Louisville | | | | | | | | | | | |
| 8/5 | @ Louisville | | | | | | | | | | | |
| 8/6 | @ Louisville | | | | | | | | | | | |
| 8/8 | IOWA | | | | | | | | | | | |
| 8/9 | IOWA | | | | | | | | | | | |
| 8/10 | IOWA | | | | | | | | | | | |
| 8/11 | IOWA | | | | | | | | | | | |
| 8/12 | IOWA | | | | | | | | | | | |
| 8/13 | IOWA | | | | | | | | | | | |
| 8/15 | @ Toledo | | | | | | | | | | | |
| 8/16 | @ Toledo | | | | | | | | | | | |
| 8/17 | @ Toledo | | | | | | | | | | | |
| 8/18 | @ Toledo | | | | | | | | | | | |
| 8/19 | @ Toledo | | | | | | | | | | | |
| 8/20 | @ Toledo | | | | | | | | | | | |
| 8/22 | ST. PAUL | | | | | | | | | | | |
| 8/23 | ST. PAUL | | | | | | | | | | | |
| 8/24 | ST. PAUL | | | | | | | | | | | |
| 8/25 | ST. PAUL | | | | | | | | | | | |
| 8/26 | ST. PAUL | | | | | | | | | | | |
| 8/27 | ST. PAUL | | | | | | | | | | | |
| 8/29 | LOUISVILLE | | | | | | | | | | | |
| 8/30 | LOUISVILLE | | | | | | | | | | | |
| 8/31 | LOUISVILLE | | | | | | | | | | | |
| 9/1 | LOUISVILLE | | | | | | | | | | | |
| 9/2 | LOUISVILLE | | | | | | | | | | | |
| 9/3 | LOUISVILLE | | | | | | | | | | | |
| 9/5 | @ Iowa | | | | | | | | | | | |
| 9/6 | @ Iowa | | | | | | | | | | | |
| 9/7 | @ Iowa | | | | | | | | | | | |
| 9/8 | @ Iowa | | | | | | | | | | | |
| 9/9 | @ Iowa | | | | | | | | | | | |
| 9/10 | @ Iowa | | | | | | | | | | | |
| 9/12 | INDIANAPOLIS | | | | | | | | | | | |
| 9/13 | INDIANAPOLIS | | | | | | | | | | | |
| 9/14 | INDIANAPOLIS | | | | | | | | | | | |
| 9/15 | INDIANAPOLIS | | | | | | | | | | | |
| 9/16 | INDIANAPOLIS | | | | | | | | | | | |
| 9/17 | INDIANAPOLIS | | | | | | | | | | | |
| 9/19 | @ Columbus | | | | | | | | | | | |
| 9/20 | @ Columbus | | | | | | | | | | | |



| DATE | OPPONENT | RESULT | 1 | 2 | 3 | 4 | 5 | 6 | 7 | 8 | 9 |
|----------|----------------|----------------|---------------|---------------|--------------|---------------|-----------------|-----------------|-----------------|-------------------|-------------------|
| 3/31 | @ Indianapolis | W, 8-6 | Samad Taylor | Maikel Garcia | Nick Pratto | Tyler Gentry | CJ Alexander | Nick Loftin | Freddy Fermin | Dairon Blanco | Tucker Bradley |
| 4/2 | @ Indianapolis | W, 12-1 | Samad Taylor | Maikel Garcia | Nick Pratto | Tyler Gentry | Nick Loftin | CJ Alexander | Jakson Reetz | Dairon Blanco | Angelo Castellano |
| 4/4 | TOLEDO | L, 9-2 | Samad Taylor | Maikel Garcia | Nick Pratto | Tyler Gentry | Nick Loftin | CJ Alexander | Freddy Fermin | Dairon Blanco | Tucker Bradley |
| 4/5 | TOLEDO | L, 7-6 | Samad Taylor | Maikel Garcia | Tyler Gentry | Logan Porter | Nick Loftin | Jakson Reetz | Freddy Fermin | Dairon Blanco | Angelo Castellano |
| 4/7 | TOLEDO | W, 9-4 | Samad Taylor | Maikel Garcia | Tyler Gentry | Logan Porter | Nick Loftin | CJ Alexander | Freddy Fermin | Dairon Blanco | Tucker Bradley |
| 4/8 | TOLEDO | W, 13-8 | Samad Taylor | Maikel Garcia | Tyler Gentry | Nick Pratto | CJ Alexander | Freddy Fermin | Dairon Blanco | Tucker Bradley | Angelo Castellano |
| 4/9 | TOLEDO | L, 8-2 | Samad Taylor | Maikel Garcia | Tyler Gentry | CJ Alexander | Nick Pratto | Logan Porter | Dairon Blanco | Jakson Reetz | Angelo Castellano |
| 4/10 | @ Iowa | W, 9-6 | Samad Taylor | Maikel Garcia | Nick Pratto | Nick Loftin | Logan Porter | Freddy Fermin | Dairon Blanco | Tucker Bradley | Angelo Castellano |
| 4/12 | @ Iowa | W, 10-6 | Samad Taylor | Maikel Garcia | Tyler Gentry | CJ Alexander | Nick Loftin | Logan Porter | Dairon Blanco | Tucker Bradley | Angelo Castellano |
| 4/13 | @ Iowa | L, 14-1 | Samad Taylor | Maikel Garcia | Tyler Gentry | Nick Pratto | Nick Loftin | CJ Alexander | Freddy Fermin | Angelo Castellano | Tucker Bradley |
| 4/14 | @ Iowa | W, 11-8 | Samad Taylor | Maikel Garcia | Tyler Gentry | Logan Porter | Nick Loftin | CJ Alexander | Freddy Fermin | Dairon Blanco | Angelo Castellano |
| 4/15 | @ Iowa | Postponed | | | | | | | | | |
| 4/16-6/1 | @ Iowa | Cancelled snow | | | | | | | | | |
| 4/16-6/2 | @ Iowa | Cancelled snow | | | | | | | | | |
| 4/18 | WINNETT | L, 4-1 | Samad Taylor | Maikel Garcia | Tyler Gentry | Nick Pratto | Nick Loftin | Logan Porter | Freddy Fermin | CJ Alexander | Angelo Castellano |
| 4/19 | WINNETT | L, 6-2 | Samad Taylor | Nick Loftin | Tyler Gentry | Nick Pratto | Logan Porter | Jakson Reetz | Dairon Blanco | Angelo Castellano | Tucker Bradley |
| 4/20 | WINNETT | L, 9-3 | Samad Taylor | Maikel Garcia | Tyler Gentry | Nick Pratto | Nick Loftin | Logan Porter | Freddy Fermin | Dairon Blanco | Angelo Castellano |
| 4/21 | WINNETT | L, 7-3 | Samad Taylor | Maikel Garcia | Tyler Gentry | Nick Pratto | Nick Loftin | CJ Alexander | Jakson Reetz | Tucker Bradley | Angelo Castellano |
| 4/22 | WINNETT | L, 7-6 | Samad Taylor | Maikel Garcia | Tyler Gentry | Nick Pratto | Nick Loftin | CJ Alexander | Logan Porter | Dairon Blanco | Angelo Castellano |
| 4/23 | WINNETT | W, 5-3 | Dairon Blanco | Maikel Garcia | Tyler Gentry | Nick Pratto | Nick Loftin | CJ Alexander | Jakson Reetz | Tucker Bradley | Angelo Castellano |
| 4/25 | @ Nashville | L, 8-3 | Samad Taylor | Maikel Garcia | Tyler Gentry | Nick Pratto | Nick Loftin | Logan Porter | Dairon Blanco | Tucker Bradley | Angelo Castellano |
| 4/26 | @ Nashville | L, 5-0 | Samad Taylor | Maikel Garcia | Tyler Gentry | Nick Pratto | Nick Loftin | Logan Porter | Brewer Hicklen | Tucker Reetz | Angelo Castellano |
| 4/27 | @ Nashville | W, 2-1 | Samad Taylor | Maikel Garcia | Tyler Gentry | Nick Pratto | Nick Loftin | Nate Eaton | CJ Alexander | Jakson Reetz | Dairon Blanco |
| 4/28 | @ Nashville | L, 4-3 | Samad Taylor | Maikel Garcia | Tyler Gentry | Nick Pratto | Nate Eaton | Brewer Hicklen | Dairon Blanco | CJ Alexander | Angelo Castellano |
| 4/29 | @ Nashville | L, 6-5 (10) | Samad Taylor | Maikel Garcia | Nate Eaton | Nick Loftin | Freddy Fermin | CJ Alexander | Jakson Reetz | Tucker Bradley | Angelo Castellano |
| 4/30 | @ Nashville | W, 10-6 | Samad Taylor | Maikel Garcia | Tyler Gentry | Freddy Fermin | Nick Loftin | Logan Porter | Nate Eaton | Brewer Hicklen | Dairon Blanco |
| 5/2 | LOUISVILLE | L, 10-4 | Samad Taylor | Nate Eaton | Tyler Gentry | Logan Porter | Nick Loftin | Jakson Reetz | Brewer Hicklen | Dairon Blanco | Angelo Castellano |
| 5/3 | LOUISVILLE | L, 7-4 | Samad Taylor | Nate Eaton | Tyler Gentry | Logan Porter | Nick Loftin | CJ Alexander | Brewer Hicklen | Tucker Bradley | Angelo Castellano |
| 5/4 | LOUISVILLE | L, 12-10 | Samad Taylor | CJ Alexander | Tyler Gentry | Franmil Reyes | Nick Loftin | Logan Porter | Brewer Hicklen | Tucker Bradley | Angelo Castellano |
| 5/5 | LOUISVILLE | W, 6-2 | Samad Taylor | Nick Loftin | Tyler Gentry | Franmil Reyes | Logan Porter | Brewer Hicklen | Jakson Reetz | Dairon Blanco | Clay Dungan |
| 5/6 | LOUISVILLE | W, 11-9 | Samad Taylor | Nick Loftin | Tyler Gentry | Franmil Reyes | Logan Porter | CJ Alexander | Dairon Blanco | Tucker Bradley | Angelo Castellano |
| 5/7 | LOUISVILLE | L, 4-3 | Samad Taylor | Nick Loftin | Tyler Gentry | Franmil Reyes | Logan Porter | Jakson Reetz | Brewer Hicklen | Tucker Bradley | Angelo Castellano |
| 5/9 | @ Scranton/WB | L, 14-2 | Drew Waters | Samad Taylor | Tyler Gentry | Tyler Gentry | Nick Loftin | CJ Alexander | Brewer Hicklen | Tucker Bradley | Clay Dungan |
| 5/10 | @ Scranton/WB | L, 4-3 | Samad Taylor | Nick Loftin | Tyler Gentry | Logan Porter | Brewer Hicklen | Jakson Reetz | Dairon Blanco | Clay Dungan | Angelo Castellano |
| 5/11 | @ Scranton/WB | W, 4-3 (11) | Drew Waters | Samad Taylor | Nick Loftin | Logan Porter | CJ Alexander | Brewer Hicklen | Dairon Blanco | Tucker Bradley | Angelo Castellano |
| 5/12 | @ Scranton/WB | W, 3-2 | Samad Taylor | Samad Taylor | Tyler Gentry | CJ Alexander | Jakson Reetz | Tucker Bradley | Dairon Blanco | Clay Dungan | Angelo Castellano |
| 5/13 | @ Scranton/WB | L, 8-6 | Drew Waters | Samad Taylor | Tyler Gentry | Logan Porter | Nick Loftin | CJ Alexander | Brewer Hicklen | Tucker Bradley | Angelo Castellano |
| 5/14 | @ Scranton/WB | W, 6-3 | Samad Taylor | Nick Loftin | Tyler Gentry | CJ Alexander | Jakson Reetz | Brewer Hicklen | Tucker Bradley | Dairon Blanco | Clay Dungan |
| 5/16 | LODO | L, 9-2 | Drew Waters | Nicky Lopez | Samad Taylor | Tyler Gentry | Johan Camargo | Nick Loftin | Logan Porter | CJ Alexander | Angelo Castellano |
| 5/17 | TOLEDO | W, 16-8 | Drew Waters | Nicky Lopez | Samad Taylor | Logan Porter | Nick Loftin | | Dairon Blanco | Clay Dungan | Angelo Castellano |
| 5/18 | TOLEDO | W, 9-0 | Drew Waters | Nicky Lopez | Samad Taylor | Tyler Gentry | CJ Alexander | Nick Loftin | Logan Porter | Brewer Hicklen | Tucker Bradley |
| 5/19 | TOLEDO | W, 9-1 | Drew Waters | Samad Taylor | Tyler Gentry | CJ Alexander | Nick Loftin | Logan Porter | Dairon Blanco | Clay Dungan | Angelo Castellano |
| 5/20 | TOLEDO | L, 4-1 | Drew Waters | Nicky Lopez | Samad Taylor | Tyler Gentry | CJ Alexander | Nick Loftin | Jakson Reetz | Dairon Blanco | Angelo Castellano |
| 5/21 | TOLEDO | W, 8-4 | Drew Waters | Samad Taylor | Nick Loftin | Logan Porter | Brewer Hicklen | Jakson Reetz | Dairon Blanco | Tucker Bradley | Angelo Castellano |
| 5/22 | @ St. Paul | W, 6-1 | Drew Waters | Samad Taylor | Nick Loftin | Tyler Gentry | Logan Porter | Greyson Jenista | Dairon Blanco | Clay Dungan | Angelo Castellano |
| 5/23 | @ St. Paul | L, 6-5 | Drew Waters | Samad Taylor | Nick Loftin | Tyler Gentry | Logan Porter | Brewer Hicklen | Dairon Blanco | Jakson Reetz | Angelo Castellano |
| 5/24 | @ St. Paul | L, 8-6 | Samad Taylor | Nick Loftin | Tyler Gentry | Logan Porter | Greyson Jenista | Dairon Blanco | Brewer Hicklen | Angelo Castellano | Tucker Bradley |
| 5/26 | @ St. Paul | W, 6-4 | Samad Taylor | Nate Eaton | Nick Loftin | Logan Porter | Brewer Hicklen | Dairon Blanco | Jakson Reetz | Clay Dungan | Angelo Castellano |
| 5/27 | @ St. Paul | L, 14-1 | Samad Taylor | Nate Eaton | Tyler Gentry | Logan Porter | Dairon Blanco | Johan Camargo | Greyson Jenista | Angelo Castellano | Tucker Bradley |
| 5/28 | @ St. Paul | W, 10-6 | Samad Taylor | Nate Eaton | Tyler Gentry | Nick Loftin | CJ Alexander | Brewer Hicklen | Johan Camargo | Jakson Reetz | Clay Dungan |
| 5/30 | MEMPHIS | W, 7-6 | Samad Taylor | Nate Eaton | Tyler Gentry | Nick Loftin | Dairon Blanco | Brewer Hicklen | Johan Camargo | Tucker Bradley | Angelo Castellano |
| 5/31 | MEMPHIS | L, 9-4 | Samad Taylor | Nate Eaton | Tyler Gentry | CJ Alexander | Johan Camargo | Logan Porter | Dairon Blanco | Clay Dungan | Tucker Bradley |
| 6/1 | MEMPHIS | L, 12-6 | Samad Taylor | Nate Eaton | Tyler Gentry | CJ Alexander | Johan Camargo | Dairon Blanco | Jakson Reetz | Brewer Hicklen | Angelo Castellano |
| 6/2 | MEMPHIS | | | | | | | | | | |
| 6/3 | MEMPHIS | | | | | | | | | | |
| 6/4 | MEMPHIS | | | | | | | | | | |
| 6/6 | @ Indianapolis | | | | | | | | | | |
| 6/7 | @ Indianapolis | | | | | | | | | | |
| 6/8 | @ Indianapolis | | | | | | | | | | |
| 6/9 | @ Indianapolis | | | | | | | | | | |
| 6/10 | @ Indianapolis | | | | | | | | | | |
| 6/11 | @ Indianapolis | | | | | | | | | | |
| 6/13 | COLUMBUS | | | | | | | | | | |
| 6/14 | COLUMBUS | | | | | | | | | | |
| 6/15 | COLUMBUS | | | | | | | | | | |
| 6/16 | COLUMBUS | | | | | | | | | | |
| 6/17 | COLUMBUS | | | | | | | | | | |
| 6/18 | COLUMBUS | | | | | | | | | | |
| 6/20 | @ Rochester | | | | | | | | | | |
| 6/21 | @ Rochester | | | | | | | | | | |
| 6/22 | @ Rochester | | | | | | | | | | |
| 6/23 | @ Rochester | | | | | | | | | | |
| 6/24 | @ Rochester | | | | | | | | | | |
| 6/25 | @ Rochester | | | | | | | | | | |
| 6/26 | @ Rochester | | | | | | | | | | |
| 6/28 | IOWA | | | | | | | | | | |
| 6/29 | IOWA | | | | | | | | | | |
| 6/30 | IOWA | | | | | | | | | | |
| 7/1 | IOWA | | | | | | | | | | |
| 7/2 | IOWA | | | | | | | | | | |
| 7/3 | IOWA | | | | | | | | | | |
| 7/4 | @ Gwinnett | | | | | | | | | | |
| 7/5 | @ Gwinnett | | | | | | | | | | |
| 7/6 | @ Gwinnett | | | | | | | | | | |
| 7/7 | @ Gwinnett | | | | | | | | | | |
| 7/8 | @ Gwinnett | | | | | | | | | | |
| 7/9 | @ Gwinnett | | | | | | | | | | |
| 7/14 | INDIANAPOLIS | | | | | | | | | | |
| 7/15 | INDIANAPOLIS | | | | | | | | | | |
| 7/16 | INDIANAPOLIS | | | | | | | | | | |
| 7/18 | ST. PAUL | | | | | | | | | | |
| 7/19 | ST. PAUL | | | | | | | | | | |
| 7/20 | ST. PAUL | | | | | | | | | | |
| 7/21 | ST. PAUL | | | | | | | | | | |
| 7/22 | ST. PAUL | | | | | | | | | | |
| 7/23 | ST. PAUL | | | | | | | | | | |
| 7/25 | @ Columbus | | | | | | | | | | |
| 7/26 | @ Columbus | | | | | | | | | | |
| 7/27 | @ Columbus | | | | | | | | | | |
| 7/28 | @ Columbus | | | | | | | | | | |
| 7/29 | @ Columbus | | | | | | | | | | |
| 7/30 | @ Columbus | | | | | | | | | | |
| 8/1 | @ Louisville | | | | | | | | | | |
| 8/2 | @ Louisville | | | | | | | | | | |
| 8/3 | @ Louisville | | | | | | | | | | |
| 8/4 | @ Louisville | | | | | | | | | | |
| 8/5 | @ Louisville | | | | | | | | | | |
| 8/6 | @ Louisville | | | | | | | | | | |
| 8/8 | IOWA | | | | | | | | | | |
| 8/9 | IOWA | | | | | | | | | | |
| 8/10 | IOWA | | | | | | | | | | |
| 8/12 | IOWA | | | | | | | | | | |
| 8/13 | IOWA | | | | | | | | | | |
| 8/15 | @ Toledo | | | | | | | | | | |
| 8/16 | @ Toledo | | | | | | | | | | |
| 8/17 | @ Toledo | | | | | | | | | | |
| 8/18 | @ Toledo | | | | | | | | | | |
| 8/19 | @ Toledo | | | | | | | | | | |
| 8/20 | @ Toledo | | | | | | | | | | |
| 8/22 | ST. PAUL | | | | | | | | | | |
| 8/23 | ST. PAUL | | | | | | | | | | |
| 8/24 | ST. PAUL | | | | | | | | | | |
| 8/25 | ST. PAUL | | | | | | | | | | |
| 8/26 | ST. PAUL | | | | | | | | | | |
| 8/27 | ST. PAUL | | | | | | | | | | |
| 8/29 | LOUISVILLE | | | | | | | | | | |
| 8/30 | LOUISVILLE | | | | | | | | | | |
| 9/1 | LOUISVILLE | | | | | | | | | | |
| 9/2 | LOUISVILLE | | | | | | | | | | |
| 9/3 | LOUISVILLE | | | | | | | | | | |
| 9/5 | @ Iowa | | | | | | | | | | |
| 9/6 | @ Iowa | | | | | | | | | | |
| 9/7 | @ Iowa | | | | | | | | | | |
| 9/8 | @ Iowa | | | | | | | | | | |
| 9/9 | @ Iowa | | | | | | | | | | |
| 9/10 | @ Iowa | | | | | | | | | | |
| 9/12 | INDIANAPOLIS | | | | | | | | | | |
| 9/13 | INDIANAPOLIS | | | | | | | | | | |
| 9/14 | INDIANAPOLIS | | | | | | | | | | |
| 9/15 | INDIANAPOLIS | | | | | | | | | | |
| 9/16 | INDIANAPOLIS | | | | | | | | | | |
| 9/17 | INDIANAPOLIS | | | | | | | | | | |
| 9/19 | @ Columbus | | | | | | | | | | |
| 9/20 | @ Columbus | | | | | | | | | | |
| 9/21 | @ Columbus | | | | | | | | | | |
| 9/22 | @ Columbus | | | | | | | | | | |
| 9/23 | @ Columbus | | | | | | | | | | |
| 9/24 | @ Columbus | | | | | | | | | | |

| DATE | OPPONENT | RESULT | IP | H | R | ER | BB | SO | 2B | 3B | HR | TB | AVG | WHIP | WP | BK | HB | GDP | IBB | TBF | SV | SVO | ERA (SEASON) |
|---------|----------------|----------------|------|----|----|----|----|----|----|----|----|----|--------|--------|----|----|----|-----|-----|-----|----|-----|--------------|
| 3/31 | @ Indianapolis | W, 8-6 | 9.0 | 11 | 6 | 6 | 2 | 7 | 4 | 0 | 1 | 18 | (.297) | (1.44) | 0 | 1 | 1 | 1 | 0 | 40 | 1 | 1 | 6.00 |
| 4/1 | @ Indianapolis | W, 12-1 | 9.0 | 5 | 1 | 1 | 2 | 8 | 1 | 0 | 0 | 6 | (.185) | (0.78) | 0 | 0 | 2 | 5 | 0 | 31 | 0 | 0 | 3.50 |
| 4/2 | @ Indianapolis | W, 8-3 | 9.0 | 11 | 3 | 3 | 5 | 10 | 1 | 1 | 1 | 17 | (.314) | (1.78) | 0 | 0 | 0 | 3 | 0 | 40 | 0 | 0 | 3.33 |
| 4/4 | TOLEDO | L, 9-2 | 9.0 | 12 | 9 | 9 | 4 | 8 | 6 | 0 | 3 | 27 | (.324) | (1.78) | 0 | 0 | 0 | 1 | 0 | 41 | 0 | 0 | 4.75 |
| 4/5 | TOLEDO | L, 7-6 | 9.0 | 12 | 7 | 6 | 5 | 10 | 3 | 0 | 1 | 18 | (.316) | (1.89) | 1 | 0 | 0 | 2 | 0 | 43 | 0 | 1 | 5.00 |
| 4/6 | TOLEDO | L, 8-5 | 9.0 | 10 | 8 | 8 | 8 | 12 | 3 | 0 | 3 | 22 | (.286) | (2.00) | 0 | 0 | 0 | 1 | 0 | 44 | 0 | 0 | 5.50 |
| 4/7 | TOLEDO | W, 9-4 | 9.0 | 9 | 4 | 4 | 5 | 8 | 0 | 2 | 1 | 16 | (.250) | (1.56) | 1 | 0 | 1 | 0 | 0 | 42 | 0 | 0 | 5.29 |
| 4/8 | TOLEDO | W, 13-8 | 9.0 | 13 | 8 | 7 | 4 | 8 | 2 | 0 | 0 | 15 | (.317) | (1.89) | 0 | 1 | 2 | 1 | 0 | 47 | 0 | 0 | 5.50 |
| 4/9 | TOLEDO | L, 8-2 | 9.0 | 13 | 8 | 6 | 4 | 10 | 2 | 0 | 3 | 24 | (.317) | (1.89) | 0 | 0 | 1 | 1 | 0 | 46 | 0 | 0 | 5.56 |
| 4/11 | @ Iowa | L, 9-6 | 8.0 | 7 | 9 | 9 | 7 | 10 | 3 | 0 | 2 | 16 | (.226) | (1.75) | 0 | 0 | 1 | 0 | 0 | 39 | 0 | 0 | 5.97 |
| 4/12 | @ Iowa | W, 10-6 | 9.0 | 8 | 6 | 6 | 2 | 10 | 2 | 1 | 2 | 18 | (.235) | (1.11) | 0 | 0 | 1 | 1 | 0 | 37 | 0 | 0 | 5.97 |
| 4/13 | @ Iowa | L, 14-1 | 8.0 | 15 | 14 | 12 | 4 | 8 | 7 | 0 | 2 | 28 | (.375) | (2.38) | 0 | 0 | 2 | 0 | 0 | 46 | 0 | 0 | 6.54 |
| 4/14 | @ Iowa | W, 11-8 | 9.0 | 11 | 8 | 7 | 4 | 14 | 2 | 0 | 2 | 19 | (.297) | (1.67) | 1 | 0 | 2 | 0 | 1 | 45 | 1 | 1 | 6.57 |
| 4/15 | @ Iowa | PPD/Rain | | | | | | | | | | | | | | | | | | | | | |
| 4/16 G1 | @ Iowa | Cancelled/Snow | | | | | | | | | | | | | | | | | | | | | |
| 4/16 G2 | @ Iowa | Cancelled/Snow | | | | | | | | | | | | | | | | | | | | | |
| 4/18 | GWINNETT | L, 4-1 | 9.0 | 6 | 4 | 4 | 6 | 3 | 0 | 1 | 0 | 8 | (.207) | (1.33) | 2 | 0 | 0 | 0 | 0 | 39 | 0 | 0 | 6.39 |
| 4/19 | GWINNETT | L, 6-2 | 9.0 | 10 | 6 | 6 | 1 | 9 | 3 | 0 | 2 | 19 | (.286) | (1.22) | 0 | 0 | 0 | 1 | 0 | 36 | 0 | 0 | 6.36 |
| 4/20 | GWINNETT | L, 9-3 | 9.0 | 10 | 9 | 6 | 5 | 7 | 1 | 1 | 1 | 16 | (.286) | (1.67) | 2 | 0 | 0 | 1 | 0 | 41 | 0 | 0 | 6.34 |
| 4/21 | GWINNETT | L, 7-3 | 9.0 | 11 | 7 | 4 | 4 | 8 | 4 | 0 | 1 | 18 | (.297) | (1.67) | 4 | 1 | 0 | 2 | 0 | 42 | 0 | 0 | 6.20 |
| 4/22 | GWINNETT | L, 5-2 | 9.0 | 10 | 5 | 4 | 5 | 5 | 1 | 0 | 1 | 14 | (.294) | (1.67) | 0 | 0 | 2 | 1 | 0 | 42 | 0 | 0 | 6.08 |
| 4/23 | GWINNETT | W, 5-3 | 9.0 | 8 | 3 | 3 | 3 | 7 | 2 | 0 | 0 | 10 | (.229) | (1.22) | 2 | 0 | 0 | 1 | 0 | 39 | 1 | 1 | 5.91 |
| 4/25 | @ Nashville | L, 8-3 | 8.0 | 11 | 8 | 8 | 3 | 5 | 2 | 1 | 2 | 21 | (.333) | (1.75) | 0 | 0 | 0 | 0 | 0 | 38 | 0 | 0 | 6.05 |
| 4/26 | @ Nashville | L, 5-0 | 8.0 | 11 | 5 | 5 | 3 | 5 | 3 | 0 | 1 | 17 | (.333) | (1.75) | 0 | 0 | 0 | 0 | 0 | 37 | 0 | 0 | 6.03 |
| 4/27 | @ Nashville | W, 2-1 | 9.0 | 6 | 1 | 1 | 5 | 10 | 1 | 0 | 0 | 7 | (.200) | (1.22) | 0 | 0 | 1 | 1 | 0 | 36 | 1 | 1 | 5.80 |
| 4/28 | @ Nashville | L, 4-3 | 8.2 | 7 | 4 | 3 | 4 | 7 | 1 | 0 | 0 | 8 | (.233) | (1.27) | 0 | 0 | 0 | 3 | 0 | 34 | 0 | 1 | 5.68 |
| 4/29 | @ Nashville | L, 6-5 (10) | 9.1 | 13 | 6 | 5 | 6 | 7 | 2 | 0 | 1 | 18 | (.325) | (2.04) | 0 | 0 | 1 | 0 | 0 | 48 | 0 | 1 | 5.65 |
| 4/30 | @ Nashville | W, 10-6 | 9.0 | 9 | 6 | 6 | 5 | 9 | 1 | 0 | 1 | 13 | (.257) | (1.56) | 3 | 0 | 1 | 0 | 0 | 42 | 0 | 1 | 5.66 |
| 5/2 | LOUISVILLE | L, 10-4 | 9.0 | 14 | 10 | 10 | 5 | 8 | 1 | 0 | 1 | 18 | (.368) | (2.11) | 3 | 0 | 0 | 0 | 0 | 45 | 0 | 0 | 5.83 |
| 5/3 | LOUISVILLE | L, 7-4 | 9.0 | 11 | 7 | 6 | 4 | 10 | 0 | 0 | 3 | 20 | (.306) | (1.67) | 0 | 0 | 1 | 1 | 0 | 41 | 0 | 0 | 5.84 |
| 5/4 | LOUISVILLE | L, 12-10 | 9.0 | 13 | 12 | 10 | 4 | 8 | 1 | 1 | 6 | 34 | (.333) | (1.89) | 0 | 0 | 0 | 1 | 0 | 43 | 0 | 0 | 5.99 |
| 5/5 | LOUISVILLE | W, 6-2 | 9.0 | 7 | 2 | 2 | 3 | 8 | 1 | 0 | 1 | 11 | (.219) | (1.11) | 0 | 0 | 0 | 0 | 0 | 36 | 1 | 1 | 5.85 |
| 5/6 | LOUISVILLE | W, 11-9 | 9.0 | 13 | 9 | 9 | 3 | 9 | 4 | 0 | 2 | 23 | (.342) | (1.78) | 0 | 0 | 1 | 0 | 0 | 42 | 1 | 1 | 5.95 |
| 5/7 | LOUISVILLE | L, 4-3 | 9.0 | 6 | 4 | 4 | 7 | 10 | 2 | 0 | 1 | 11 | (.188) | (1.44) | 1 | 1 | 0 | 0 | 0 | 39 | 0 | 1 | 5.89 |
| 5/9 | @ Scranton/WB | L, 14-2 | 8.0 | 18 | 14 | 13 | 5 | 6 | 4 | 0 | 4 | 34 | (.486) | (2.88) | 1 | 0 | 2 | 4 | 0 | 45 | 0 | 0 | 6.14 |
| 5/10 | @ Scranton/WB | L, 4-3 | 8.0 | 4 | 4 | 4 | 8 | 9 | 1 | 0 | 1 | 8 | (.160) | (1.50) | 0 | 0 | 1 | 2 | 0 | 34 | 0 | 0 | 6.09 |
| 5/11 | @ Scranton/WB | W, 4-3 (11) | 11.0 | 8 | 3 | 3 | 6 | 15 | 3 | 0 | 0 | 11 | (.216) | (1.27) | 1 | 0 | 1 | 1 | 2 | 44 | 0 | 1 | 5.96 |
| 5/12 | @ Scranton/WB | W, 3-2 | 9.0 | 4 | 2 | 2 | 5 | 8 | 0 | 0 | 1 | 7 | (.133) | (1.00) | 0 | 0 | 0 | 0 | 0 | 35 | 1 | 1 | 5.85 |
| 5/13 | @ Scranton/WB | L, 8-6 | 8.1 | 10 | 8 | 8 | 7 | 7 | 1 | 0 | 2 | 17 | (.333) | (2.04) | 1 | 0 | 1 | 2 | 0 | 38 | 0 | 1 | 5.92 |
| 5/14 | @ Scranton/WB | W, 6-3 | 9.0 | 9 | 3 | 3 | 5 | 13 | 1 | 0 | 2 | 16 | (.250) | (1.56) | 0 | 0 | 0 | 0 | 0 | 41 | 1 | 2 | 5.84 |
| 5/16 | TOLEDO | L, 9-2 | 9.0 | 12 | 9 | 7 | 3 | 11 | 3 | 0 | 3 | 24 | (.308) | (1.67) | 2 | 0 | 0 | 1 | 0 | 42 | 0 | 0 | 5.87 |
| 5/17 | TOLEDO | W, 16-8 | 9.0 | 14 | 8 | 8 | 2 | 14 | 2 | 0 | 3 | 25 | (.341) | (1.78) | 1 | 0 | 0 | 0 | 0 | 43 | 0 | 0 | 5.92 |
| 5/18 | TOLEDO | W, 9-0 | 9.0 | 3 | 0 | 0 | 4 | 9 | 1 | 0 | 0 | 4 | (.107) | (0.78) | 1 | 0 | 1 | 2 | 0 | 33 | 0 | 0 | 5.70 |
| 5/19 | TOLEDO | W, 9-1 | 9.0 | 6 | 1 | 0 | 4 | 7 | 2 | 0 | 0 | 8 | (.188) | (1.11) | 1 | 0 | 0 | 1 | 0 | 36 | 0 | 0 | 5.63 |
| 5/20 | TOLEDO | L, 4-1 | 9.0 | 5 | 4 | 4 | 8 | 8 | 0 | 0 | 0 | 5 | (.179) | (1.44) | 0 | 0 | 2 | 1 | 0 | 39 | 0 | 0 | 5.59 |
| 5/21 | TOLEDO | W, 8-4 | 9.0 | 15 | 4 | 4 | 1 | 6 | 6 | 0 | 2 | 27 | (.385) | (1.78) | 0 | 0 | 2 | 2 | 0 | 42 | 0 | 0 | 5.56 |
| 5/23 | @ St. Paul | W, 6-1 | 9.0 | 6 | 1 | 1 | 2 | 7 | 1 | 0 | 0 | 7 | (.182) | (0.89) | 0 | 0 | 0 | 0 | 0 | 35 | 0 | 0 | 5.45 |
| 5/24 | @ St. Paul | L, 6-5 | 8.0 | 9 | 6 | 6 | 6 | 13 | 2 | 0 | 0 | 11 | (.273) | (1.88) | 0 | 0 | 0 | 0 | 0 | 39 | 0 | 0 | 5.48 |
| 5/25 | @ St. Paul | L, 8-6 | 8.0 | 10 | 8 | 5 | 5 | 5 | 3 | 1 | 1 | 18 | (.313) | (1.88) | 0 | 0 | 1 | 1 | 0 | 38 | 0 | 1 | 5.48 |
| 5/26 | @ St. Paul | W, 6-4 | 9.0 | 8 | 4 | 4 | 7 | 7 | 1 | 0 | 1 | 12 | (.250) | (1.67) | 0 | 0 | 1 | 1 | 0 | 40 | 1 | 1 | 5.45 |
| 5/27 | @ St. Paul | W, 14-1 | 8.0 | 16 | 14 | 11 | 6 | 12 | 2 | 1 | 2 | 26 | (.381) | (2.75) | 0 | 0 | 0 | 0 | 0 | 48 | 0 | 0 | 5.58 |
| 5/28 | @ St. Paul | L, 10-6 | 8.0 | 9 | 10 | 6 | 3 | 7 | 1 | 0 | 2 | 16 | (.290) | (1.50) | 0 | 0 | 1 | 0 | 0 | 36 | 0 | 1 | 5.60 |
| 5/30 | MEMPHIS | W, 7-6 | 9.0 | 6 | 6 | 6 | 9 | 8 | 1 | 0 | 2 | 13 | (.194) | (1.67) | 0 | 0 | 0 | 1 | 0 | 41 | 1 | 1 | 5.61 |
| 5/31 | MEMPHIS | L, 9-4 | 9.0 | 11 | 9 | 7 | 4 | 10 | 1 | 0 | 6 | 30 | (.282) | (1.67) | 1 | 0 | 0 | 0 | 0 | 44 | 0 | 0 | 5.64 |
| 6/1 | MEMPHIS | L, 12-6 | 9.0 | 11 | 12 | 12 | 11 | 8 | 2 | 0 | 3 | 22 | (.297) | (2.44) | 0 | 0 | 0 | 1 | 0 | 48 | 0 | 0 | 5.76 |
| 6/2 | MEMPHIS | | | | | | | | | | | | | | | | | | | | | | |
| 6/3 | MEMPHIS | | | | | | | | | | | | | | | | | | | | | | |
| 6/4 | MEMPHIS | | | | | | | | | | | | | | | | | | | | | | |
| 6/6 | @ Indianapolis | | | | | | | | | | | | | | | | | | | | | | |
| 6/7 | @ Indianapolis | | | | | | | | | | | | | | | | | | | | | | |
| 6/8 | @ Indianapolis | | | | | | | | | | | | | | | | | | | | | | |
| 6/9 | @ Indianapolis | | | | | | | | | | | | | | | | | | | | | | |
| 6/10 | @ Indianapolis | | | | | | | | | | | | | | | | | | | | | | |
| 6/11 | @ Indianapolis | | | | | | | | | | | | | | | | | | | | | | |
| 6/13 | COLUMBUS | | | | | | | | | | | | | | | | | | | | | | |
| 6/14 | COLUMBUS | | | | | | | | | | | | | | | | | | | | | | |
| 6/15 | COLUMBUS | | | | | | | | | | | | | | | | | | | | | | |
| 6/16 | COLUMBUS | | | | | | | | | | | | | | | | | | | | | | |
| 6/17 | COLUMBUS | | | | | | | | | | | | | | | | | | | | | | |
| 6/18 | COLUMBUS | | | | | | | | | | | | | | | | | | | | | | |
| 6/20 | @ Rochester | | | | | | | | | | | | | | | | | | | | | | |
| 6/21 | @ Rochester | | | | | | | | | | | | | | | | | | | | | | |
| 6/22 | @ Rochester | | | | | | | | | | | | | | | | | | | | | | |
| 6/23 | @ Rochester | | | | | | | | | | | | | | | | | | | | | | |
| 6/24 | @ Rochester | | | | | | | | | | | | | | | | | | | | | | |
| 6/25 | @ Rochester | | | | | | | | | | | | | | | | | | | | | | |

| DATE | OPPONENT | RESULT | AB | R | H | TB | 2B | 3B | HR | XBH | RBI | BB | IBB | SO | SB | CS | HBP | SAC | SF | GIDP | LOB | AVG (SEASON) |
|---------|----------------|----------------|----|----|----|----|----|----|----|-----|-----|----|-----|----|----|----|-----|-----|----|------|-----|--------------|
| 3/31 | @ Indianapolis | W, 8-6 | 40 | 8 | 12 | 16 | 2 | 1 | 0 | 3 | 8 | 9 | 0 | 12 | 5 | 0 | 0 | 0 | 0 | 0 | 14 | .300 |
| 4/1 | @ Indianapolis | W, 12-1 | 42 | 12 | 16 | 24 | 2 | 0 | 2 | 4 | 12 | 6 | 0 | 10 | 3 | 0 | 0 | 0 | 2 | 0 | 11 | .341 |
| 4/2 | @ Indianapolis | W, 8-3 | 39 | 8 | 12 | 22 | 1 | 0 | 3 | 4 | 8 | 4 | 0 | 5 | 2 | 0 | 1 | 0 | 0 | 0 | 9 | .331 |
| 4/4 | TOLEDO | L, 9-2 | 29 | 2 | 6 | 12 | 1 | 1 | 1 | 3 | 2 | 6 | 0 | 7 | 2 | 0 | 0 | 0 | 0 | 4 | 6 | .307 |
| 4/5 | TOLEDO | L, 7-6 | 34 | 6 | 8 | 18 | 1 | 0 | 3 | 4 | 6 | 4 | 0 | 10 | 1 | 1 | 1 | 0 | 0 | 1 | 6 | .293 |
| 4/6 | TOLEDO | L, 8-5 | 32 | 5 | 7 | 15 | 0 | 1 | 2 | 3 | 3 | 3 | 0 | 12 | 2 | 1 | 0 | 0 | 1 | 1 | 4 | .282 |
| 4/7 | TOLEDO | W, 9-4 | 34 | 9 | 12 | 18 | 3 | 0 | 1 | 4 | 8 | 4 | 0 | 11 | 0 | 0 | 0 | 0 | 1 | 1 | 6 | .292 |
| 4/8 | TOLEDO | W, 13-8 | 36 | 13 | 12 | 26 | 2 | 0 | 4 | 6 | 13 | 5 | 0 | 9 | 0 | 0 | 0 | 0 | 0 | 0 | 4 | .297 |
| 4/9 | TOLEDO | L, 8-2 | 33 | 2 | 6 | 11 | 2 | 0 | 1 | 3 | 2 | 6 | 0 | 12 | 0 | 0 | 2 | 0 | 0 | 0 | 12 | .285 |
| 4/11 | @ Iowa | L, 9-6 | 38 | 6 | 10 | 20 | 4 | 0 | 2 | 6 | 6 | 1 | 0 | 6 | 0 | 0 | 0 | 0 | 0 | 0 | 6 | .283 |
| 4/12 | @ Iowa | W, 10-6 | 38 | 10 | 12 | 29 | 5 | 0 | 4 | 9 | 10 | 3 | 0 | 9 | 1 | 1 | 1 | 0 | 0 | 0 | 5 | .286 |
| 4/13 | @ Iowa | L, 14-1 | 31 | 1 | 6 | 12 | 3 | 0 | 1 | 4 | 1 | 1 | 0 | 4 | 0 | 0 | 0 | 0 | 0 | 1 | 4 | .279 |
| 4/14 | @ Iowa | W, 11-8 | 38 | 11 | 11 | 14 | 3 | 0 | 0 | 3 | 10 | 7 | 0 | 7 | 5 | 1 | 2 | 0 | 1 | 0 | 10 | .280 |
| 4/15 | @ Iowa | PPD/Rain | | | | | | | | | | | | | | | | | | | | |
| 4/16 G1 | @ Iowa | Cancelled/Snow | | | | | | | | | | | | | | | | | | | | |
| 4/16 G2 | @ Iowa | Cancelled/Snow | | | | | | | | | | | | | | | | | | | | |
| 4/18 | GWINNETT | L, 4-1 | 31 | 1 | 7 | 10 | 3 | 0 | 0 | 3 | 1 | 3 | 0 | 10 | 0 | 1 | 1 | 0 | 1 | 1 | 8 | .277 |
| 4/19 | GWINNETT | L, 6-2 | 31 | 2 | 6 | 14 | 2 | 0 | 2 | 4 | 2 | 3 | 0 | 7 | 2 | 0 | 0 | 0 | 0 | 1 | 5 | .272 |
| 4/20 | GWINNETT | L, 9-3 | 27 | 3 | 3 | 4 | 1 | 0 | 0 | 1 | 3 | 11 | 0 | 10 | 2 | 0 | 0 | 0 | 2 | 1 | 10 | .264 |
| 4/21 | GWINNETT | L, 7-3 | 35 | 3 | 9 | 13 | 1 | 0 | 1 | 2 | 3 | 4 | 0 | 8 | 1 | 0 | 0 | 0 | 0 | 1 | 9 | .264 |
| 4/22 | GWINNETT | L, 5-2 | 27 | 2 | 4 | 8 | 1 | 0 | 1 | 2 | 2 | 4 | 0 | 8 | 0 | 1 | 0 | 0 | 0 | 3 | 2 | .259 |
| 4/23 | GWINNETT | W, 5-3 | 31 | 5 | 12 | 15 | 3 | 0 | 0 | 3 | 5 | 4 | 0 | 7 | 6 | 1 | 0 | 0 | 0 | 0 | 6 | .265 |
| 4/25 | @ Nashville | L, 8-3 | 29 | 3 | 5 | 6 | 1 | 0 | 0 | 1 | 3 | 3 | 0 | 12 | 0 | 0 | 1 | 0 | 0 | 2 | 3 | .261 |
| 4/26 | @ Nashville | L, 5-0 | 30 | 0 | 4 | 5 | 1 | 0 | 0 | 1 | 0 | 2 | 0 | 7 | 3 | 0 | 0 | 0 | 0 | 2 | 5 | .255 |
| 4/27 | @ Nashville | W, 2-1 | 33 | 2 | 8 | 13 | 2 | 0 | 1 | 3 | 2 | 2 | 0 | 11 | 2 | 0 | 1 | 0 | 0 | 1 | 7 | .255 |
| 4/28 | @ Nashville | L, 4-3 | 30 | 3 | 5 | 5 | 0 | 0 | 0 | 0 | 2 | 3 | 0 | 9 | 3 | 1 | 0 | 0 | 0 | 1 | 3 | .251 |
| 4/29 | @ Nashville | L, 6-5 (10) | 37 | 5 | 8 | 15 | 4 | 0 | 1 | 5 | 4 | 3 | 0 | 6 | 0 | 0 | 0 | 0 | 0 | 2 | 6 | .250 |
| 4/30 | @ Nashville | W, 10-6 | 34 | 10 | 11 | 23 | 3 | 0 | 3 | 6 | 10 | 7 | 0 | 7 | 3 | 0 | 1 | 1 | 3 | 1 | 9 | .253 |
| 5/2 | LOUISVILLE | L, 10-4 | 33 | 4 | 6 | 9 | 1 | 1 | 0 | 2 | 4 | 7 | 0 | 10 | 0 | 1 | 1 | 0 | 0 | 1 | 10 | .250 |
| 5/3 | LOUISVILLE | L, 7-4 | 34 | 4 | 10 | 13 | 3 | 0 | 0 | 3 | 4 | 2 | 0 | 6 | 0 | 0 | 0 | 0 | 0 | 3 | 5 | .252 |
| 5/4 | LOUISVILLE | L, 12-10 | 40 | 10 | 11 | 17 | 3 | 0 | 1 | 4 | 8 | 4 | 0 | 6 | 6 | 0 | 1 | 0 | 1 | 0 | 9 | .253 |
| 5/5 | LOUISVILLE | W, 6-2 | 30 | 6 | 5 | 12 | 1 | 0 | 2 | 3 | 6 | 3 | 0 | 10 | 3 | 0 | 0 | 0 | 0 | 0 | 3 | .250 |
| 5/6 | LOUISVILLE | W, 11-9 | 31 | 11 | 12 | 16 | 1 | 0 | 1 | 2 | 10 | 6 | 0 | 6 | 2 | 1 | 4 | 1 | 1 | 0 | 8 | .254 |
| 5/7 | LOUISVILLE | L, 4-3 | 35 | 3 | 8 | 17 | 1 | 1 | 2 | 4 | 3 | 2 | 0 | 10 | 2 | 0 | 0 | 0 | 0 | 0 | 7 | .253 |
| 5/9 | @ Scranton/WB | L, 14-2 | 31 | 2 | 4 | 8 | 1 | 0 | 1 | 2 | 1 | 0 | 0 | 5 | 0 | 0 | 0 | 0 | 0 | 1 | 2 | .250 |
| 5/10 | @ Scranton/WB | L, 4-3 | 30 | 3 | 5 | 11 | 1 | 1 | 1 | 3 | 3 | 7 | 0 | 8 | 3 | 1 | 1 | 0 | 1 | 0 | 9 | .248 |
| 5/11 | @ Scranton/WB | W, 4-3 (11) | 36 | 4 | 4 | 8 | 1 | 0 | 1 | 2 | 2 | 4 | 0 | 9 | 3 | 0 | 1 | 0 | 0 | 2 | 6 | .243 |
| 5/12 | @ Scranton/WB | W, 3-2 | 32 | 3 | 8 | 10 | 2 | 0 | 0 | 2 | 3 | 2 | 0 | 7 | 1 | 1 | 0 | 0 | 1 | 0 | 5 | .243 |
| 5/13 | @ Scranton/WB | L, 8-6 | 37 | 6 | 14 | 21 | 4 | 0 | 1 | 5 | 6 | 1 | 0 | 8 | 3 | 1 | 1 | 0 | 0 | 0 | 6 | .248 |
| 5/14 | @ Scranton/WB | W, 6-3 | 33 | 6 | 7 | 20 | 2 | 1 | 3 | 6 | 5 | 6 | 0 | 13 | 2 | 1 | 0 | 0 | 0 | 0 | 6 | .247 |
| 5/16 | TOLEDO | L, 9-2 | 36 | 2 | 9 | 10 | 1 | 0 | 0 | 1 | 2 | 8 | 0 | 12 | 2 | 0 | 0 | 0 | 0 | 0 | 15 | .247 |
| 5/17 | TOLEDO | W, 16-8 | 41 | 16 | 18 | 34 | 7 | 0 | 3 | 10 | 15 | 5 | 0 | 9 | 3 | 0 | 2 | 0 | 0 | 1 | 8 | .253 |
| 5/18 | TOLEDO | W, 9-0 | 36 | 9 | 14 | 20 | 3 | 0 | 1 | 4 | 9 | 4 | 0 | 6 | 0 | 0 | 1 | 0 | 0 | 2 | 8 | .256 |
| 5/19 | TOLEDO | W, 9-1 | 32 | 9 | 12 | 18 | 4 | 1 | 0 | 5 | 8 | 8 | 0 | 7 | 5 | 1 | 1 | 0 | 1 | 1 | 9 | .259 |
| 5/20 | TOLEDO | L, 4-1 | 29 | 1 | 2 | 2 | 0 | 0 | 0 | 0 | 1 | 7 | 0 | 16 | 2 | 0 | 0 | 0 | 0 | 0 | 8 | .255 |
| 5/21 | TOLEDO | W, 8-4 | 35 | 8 | 12 | 28 | 2 | 1 | 4 | 7 | 7 | 6 | 0 | 6 | 2 | 0 | 0 | 0 | 0 | 1 | 9 | .257 |
| 5/23 | @ St. Paul | W, 6-1 | 35 | 6 | 10 | 18 | 5 | 0 | 1 | 6 | 6 | 4 | 0 | 11 | 0 | 0 | 0 | 0 | 1 | 2 | 7 | .258 |
| 5/24 | @ St. Paul | L, 6-5 | 38 | 5 | 11 | 15 | 1 | 0 | 1 | 2 | 5 | 6 | 0 | 12 | 1 | 1 | 0 | 0 | 0 | 1 | 12 | .259 |
| 5/25 | @ St. Paul | L, 8-6 | 36 | 6 | 10 | 16 | 3 | 0 | 1 | 4 | 6 | 7 | 0 | 6 | 6 | 0 | 2 | 0 | 0 | 1 | 12 | .259 |
| 5/26 | @ St. Paul | W, 6-4 | 32 | 6 | 8 | 9 | 1 | 0 | 0 | 1 | 3 | 8 | 0 | 7 | 7 | 1 | 1 | 0 | 0 | 2 | 8 | .259 |
| 5/27 | @ St. Paul | L, 14-1 | 28 | 1 | 6 | 9 | 0 | 0 | 1 | 1 | 1 | 7 | 0 | 8 | 0 | 2 | 1 | 0 | 0 | 4 | 8 | .258 |
| 5/28 | @ St. Paul | L, 10-6 | 34 | 6 | 11 | 12 | 1 | 0 | 0 | 1 | 5 | 3 | 0 | 5 | 2 | 0 | 0 | 0 | 0 | 4 | 4 | .260 |
| 5/30 | MEMPHIS | W, 7-6 | 34 | 7 | 12 | 24 | 4 | 1 | 2 | 7 | 5 | 2 | 0 | 5 | 0 | 2 | 1 | 0 | 0 | 1 | 6 | .261 |
| 5/31 | MEMPHIS | L, 9-4 | 37 | 4 | 9 | 9 | 0 | 0 | 0 | 0 | 3 | 1 | 0 | 10 | 3 | 0 | 1 | 0 | 0 | 1 | 8 | .261 |
| 6/1 | MEMPHIS | L, 12-6 | 34 | 6 | 9 | 20 | 2 | 0 | 3 | 5 | 6 | 6 | 0 | 10 | 1 | 0 | 1 | 0 | 0 | 2 | 8 | .261 |
| 6/2 | MEMPHIS | | | | | | | | | | | | | | | | | | | | | |
| 6/3 | MEMPHIS | | | | | | | | | | | | | | | | | | | | | |
| 6/4 | MEMPHIS | | | | | | | | | | | | | | | | | | | | | |
| 6/6 | @ Indianapolis | | | | | | | | | | | | | | | | | | | | | |
| 6/7 | @ Indianapolis | | | | | | | | | | | | | | | | | | | | | |
| 6/8 | @ Indianapolis | | | | | | | | | | | | | | | | | | | | | |
| 6/9 | @ Indianapolis | | | | | | | | | | | | | | | | | | | | | |
| 6/10 | @ Indianapolis | | | | | | | | | | | | | | | | | | | | | |
| 6/11 | @ Indianapolis | | | | | | | | | | | | | | | | | | | | | |
| 6/13 | COLUMBUS | | | | | | | | | | | | | | | | | | | | | |
| 6/14 | COLUMBUS | | | | | | | | | | | | | | | | | | | | | |
| 6/15 | COLUMBUS | | | | | | | | | | | | | | | | | | | | | |
| 6/16 | COLUMBUS | | | | | | | | | | | | | | | | | | | | | |
| 6/17 | COLUMBUS | | | | | | | | | | | | | | | | | | | | | |
| 6/18 | COLUMBUS | | | | | | | | | | | | | | | | | | | | | |
| 6/20 | @ Rochester | | | | | | | | | | | | | | | | | | | | | |
| 6/21 | @ Rochester | | | | | | | | | | | | | | | | | | | | | |
| 6/22 | @ Rochester | | | | | | | | | | | | | | | | | | | | | |
| 6/23 | @ Rochester | | | | | | | | | | | | | | | | | | | | | |
| 6/24 | @ Rochester | | | | | | | | | | | | | | | | | | | | | |
| 6/25 | @ Rochester | | | | | | | | | | | | | | | | | | | | | |

HITTING

| SERIES | OPPONENT | DATES | AVG | G | AB | R | H | TB | 2B | 3B | HR | RBI | BB | IBB | SO | SB | CS | OBP | SLG | OPS | PA | SAC | SF | HBP | GDP |
|-----------|----------------|-------------|------|---|-----|----|----|-----|----|----|----|-----|----|-----|----|----|----|------|------|------|-----|-----|----|-----|-----|
| SERIES 1 | @ Indianapolis | 3/31 - 4/2 | .331 | 3 | 121 | 28 | 40 | 62 | 5 | 1 | 5 | 28 | 19 | 0 | 27 | 10 | 0 | .420 | .512 | .932 | 143 | 0 | 2 | 1 | 0 |
| SERIES 2 | TOLEDO | 4/4 - 4/9 | .258 | 6 | 198 | 37 | 51 | 100 | 9 | 2 | 12 | 34 | 28 | 0 | 61 | 5 | 2 | .355 | .505 | .860 | 231 | 0 | 2 | 3 | 7 |
| SERIES 3 | @ Iowa | 4/11 - 4/16 | .269 | 4 | 145 | 28 | 39 | 75 | 15 | 0 | 7 | 27 | 12 | 0 | 26 | 6 | 2 | .335 | .517 | .852 | 161 | 0 | 1 | 3 | 1 |
| SERIES 4 | GWINNETT | 4/18 - 4/23 | .225 | 6 | 182 | 16 | 41 | 64 | 11 | 0 | 4 | 16 | 29 | 0 | 50 | 11 | 3 | .330 | .352 | .682 | 215 | 0 | 3 | 1 | 7 |
| SERIES 5 | @ Nashville | 4/25 - 4/30 | .212 | 6 | 193 | 23 | 41 | 67 | 11 | 0 | 5 | 21 | 20 | 0 | 52 | 11 | 1 | .292 | .347 | .639 | 220 | 1 | 3 | 3 | 9 |
| SERIES 6 | LOUISVILLE | 5/2 - 5/7 | .256 | 6 | 203 | 38 | 52 | 84 | 10 | 2 | 6 | 35 | 24 | 0 | 48 | 13 | 2 | .349 | .414 | .763 | 236 | 1 | 2 | 6 | 4 |
| SERIES 7 | @ Scranton/WB | 5/9 - 5/14 | .211 | 6 | 199 | 24 | 42 | 78 | 11 | 2 | 7 | 20 | 20 | 0 | 50 | 12 | 4 | .290 | .392 | .682 | 224 | 0 | 2 | 3 | 3 |
| SERIES 8 | TOLEDO | 5/16 - 5/21 | .321 | 6 | 209 | 45 | 67 | 112 | 17 | 2 | 8 | 42 | 38 | 0 | 56 | 14 | 1 | .433 | .536 | .969 | 252 | 0 | 1 | 4 | 5 |
| SERIES 9 | @ St. Paul | 5/23 - 5/28 | .276 | 6 | 203 | 30 | 56 | 79 | 11 | 0 | 4 | 26 | 35 | 0 | 49 | 16 | 4 | .391 | .389 | .780 | 243 | 0 | 1 | 4 | 14 |
| SERIES 10 | MEMPHIS | 5/30 - 6/4 | | | | | | | | | | | | | | | | | | | | | | | |
| SERIES 11 | @ Indianapolis | 6/6 - 6/11 | | | | | | | | | | | | | | | | | | | | | | | |
| SERIES 12 | COLUMBUS | 6/13 - 6/18 | | | | | | | | | | | | | | | | | | | | | | | |
| SERIES 13 | @ Rochester | 6/20 - 6/25 | | | | | | | | | | | | | | | | | | | | | | | |
| SERIES 14 | IOWA | 6/28 - 7/3 | | | | | | | | | | | | | | | | | | | | | | | |
| SERIES 15 | @ Gwinnett | 7/4 - 7/9 | | | | | | | | | | | | | | | | | | | | | | | |
| SERIES 16 | INDIANAPOLIS | 7/14 - 7/16 | | | | | | | | | | | | | | | | | | | | | | | |
| SERIES 17 | ST. PAUL | 7/18 - 7/23 | | | | | | | | | | | | | | | | | | | | | | | |
| SERIES 18 | @ Columbus | 7/25 - 7/30 | | | | | | | | | | | | | | | | | | | | | | | |
| SERIES 19 | @ Louisville | 8/1 - 8/6 | | | | | | | | | | | | | | | | | | | | | | | |
| SERIES 20 | IOWA | 8/8 - 8/13 | | | | | | | | | | | | | | | | | | | | | | | |
| SERIES 21 | @ Toledo | 8/15 - 8/20 | | | | | | | | | | | | | | | | | | | | | | | |
| SERIES 22 | ST. PAUL | 8/22 - 8/27 | | | | | | | | | | | | | | | | | | | | | | | |
| SERIES 23 | LOUISVILLE | 8/29 - 9/3 | | | | | | | | | | | | | | | | | | | | | | | |
| SERIES 24 | @ Iowa | 9/5 - 9/10 | | | | | | | | | | | | | | | | | | | | | | | |
| Series 25 | INDIANAPOLIS | 9/12 - 9/17 | | | | | | | | | | | | | | | | | | | | | | | |
| Series 26 | @ Columbus | 9/19 - 9/24 | | | | | | | | | | | | | | | | | | | | | | | |

PITCHING

| SERIES | OPPONENT | DATES | W | L | ERA | G | GS | CG | SHO | GF | HLD | SV | SVO | IP | H | R | ER | HR | HB | BB | IBB | SO | AVG | WP | BK | GIDP |
|-----------|----------------|-------------|---|---|------|---|----|----|-----|----|-----|----|-----|------|----|----|----|----|----|----|-----|----|------|----|----|------|
| SERIES 1 | @ Indianapolis | 3/31 - 4/2 | 3 | 0 | 3.33 | 3 | 3 | 0 | 0 | 3 | 0 | 1 | 1 | 27.0 | 27 | 10 | 10 | 2 | 3 | 9 | 0 | 25 | .273 | 0 | 1 | 9 |
| SERIES 2 | TOLEDO | 4/4 - 4/9 | 2 | 4 | 6.67 | 6 | 6 | 0 | 0 | 6 | 0 | 0 | 1 | 54.0 | 69 | 44 | 40 | 11 | 4 | 30 | 0 | 56 | .303 | 2 | 1 | 6 |
| SERIES 3 | @ Iowa | 4/11 - 4/16 | 2 | 2 | 9.00 | 4 | 4 | 0 | 0 | 4 | 2 | 1 | 1 | 34.0 | 41 | 37 | 34 | 8 | 6 | 17 | 1 | 42 | .289 | 1 | 0 | 1 |
| SERIES 4 | GWINNETT | 4/18 - 4/23 | 1 | 5 | 4.50 | 6 | 6 | 0 | 0 | 6 | 3 | 1 | 1 | 54.0 | 55 | 34 | 27 | 5 | 2 | 24 | 0 | 39 | .268 | 10 | 1 | 6 |
| SERIES 5 | @ Nashville | 4/25 - 4/30 | 2 | 4 | 4.85 | 6 | 6 | 0 | 0 | 6 | 6 | 1 | 4 | 52.0 | 57 | 30 | 28 | 5 | 3 | 26 | 0 | 43 | .284 | 3 | 0 | 4 |
| SERIES 6 | LOUISVILLE | 5/2 - 5/7 | 2 | 4 | 6.83 | 6 | 6 | 0 | 0 | 6 | 3 | 2 | 3 | 54.0 | 64 | 44 | 41 | 14 | 2 | 26 | 0 | 53 | .298 | 4 | 1 | 2 |
| SERIES 7 | @ Scranton/WB | 5/9 - 5/14 | 3 | 3 | 5.57 | 6 | 6 | 0 | 0 | 6 | 7 | 2 | 5 | 53.1 | 53 | 34 | 33 | 10 | 5 | 36 | 2 | 58 | .272 | 3 | 0 | 9 |
| SERIES 8 | TOLEDO | 5/16 - 5/21 | 4 | 2 | 3.83 | 6 | 6 | 0 | 1 | 6 | 3 | 0 | 0 | 54.0 | 55 | 26 | 23 | 8 | 5 | 22 | 0 | 55 | .266 | 5 | 0 | 7 |
| SERIES 9 | @ St. Paul | 5/23 - 5/28 | 2 | 4 | 5.94 | 6 | 6 | 0 | 0 | 6 | 1 | 1 | 3 | 50.0 | 58 | 43 | 33 | 6 | 3 | 29 | 0 | 51 | .286 | 0 | 0 | 2 |
| SERIES 10 | MEMPHIS | 5/30 - 6/4 | | | | | | | | | | | | | | | | | | | | | | | | |
| SERIES 11 | @ Indianapolis | 6/6 - 6/11 | | | | | | | | | | | | | | | | | | | | | | | | |
| SERIES 12 | COLUMBUS | 6/13 - 6/18 | | | | | | | | | | | | | | | | | | | | | | | | |
| SERIES 13 | @ Rochester | 6/20 - 6/25 | | | | | | | | | | | | | | | | | | | | | | | | |
| SERIES 14 | IOWA | 6/28 - 7/3 | | | | | | | | | | | | | | | | | | | | | | | | |
| SERIES 15 | @ Gwinnett | 7/4 - 7/9 | | | | | | | | | | | | | | | | | | | | | | | | |
| SERIES 16 | INDIANAPOLIS | 7/14 - 7/16 | | | | | | | | | | | | | | | | | | | | | | | | |
| SERIES 17 | ST. PAUL | 7/18 - 7/23 | | | | | | | | | | | | | | | | | | | | | | | | |
| SERIES 18 | @ Columbus | 7/25 - 7/30 | | | | | | | | | | | | | | | | | | | | | | | | |
| SERIES 19 | @ Louisville | 8/1 - 8/6 | | | | | | | | | | | | | | | | | | | | | | | | |
| SERIES 20 | IOWA | 8/8 - 8/13 | | | | | | | | | | | | | | | | | | | | | | | | |
| SERIES 21 | @ Toledo | 8/15 - 8/20 | | | | | | | | | | | | | | | | | | | | | | | | |
| SERIES 22 | ST. PAUL | 8/22 - 8/27 | | | | | | | | | | | | | | | | | | | | | | | | |
| SERIES 23 | LOUISVILLE | 8/29 - 9/3 | | | | | | | | | | | | | | | | | | | | | | | | |
| SERIES 24 | @ Iowa | 9/5 - 9/10 | | | | | | | | | | | | | | | | | | | | | | | | |
| Series 25 | INDIANAPOLIS | 9/12 - 9/17 | | | | | | | | | | | | | | | | | | | | | | | | |
| Series 26 | @ Columbus | 9/19 - 9/24 | | | | | | | | | | | | | | | | | | | | | | | | |

 SERIES WINS: 2 (1 at Home, 1 on Road)

 SERIES LOSSES: 5 (3 at Home, 2 on Road)

 SERIES SPLITS: 2 (2 on Road)