

Springfield Cardinals

2007 Media Guide



Get Your **RED** On.



Proud Double-A affiliate of the 10-time World Champion St. Louis Cardinals.

2007 MEDIA GUIDE



TABLE OF CONTENTS

Cardinals Contact Information	1
Front Office Staff	2
Broadcast Information	4
Media Relations Policies	5
Pre-Game Schedule	6

SECTION A

2007 SPRINGFIELD CARDINALS PREVIEW

2007 Springfield Cardinals Field Staff	A-1
2007 Springfield Cardinals Player Bios	A-3

SECTION B

2006 REVIEW

Final Standings	B-1
Game-by-Game	B-2
Springfield Cardinals Award Winners	B-5
Final Statistics	B-6
Cardinals Leaders	B-7
Cardinals Batting Totals & Breakdowns	B-8
Cardinals Pitching Totals & Breakdowns	B-12
Batting/Pitching By Month (Apr-Sept)	B-16
Records vs. Opponents	B-22
Record When	B-22
Final Attendance	B-22
Highs and Lows	B-23
Transactions	B-24
Texas League Team Statistics	B-25
Texas League Batting Leaders	B-26
Texas League Pitching Leaders	B-27
Texas League Fielding Leaders	B-29

SECTION C

RECORDS & HISTORY

Springfield Cardinals Firsts	C-1
All-Time Batting Leaders	C-2
All-Time Pitching Leaders	C-3
Last Time It Happened	C-4
All-Time Players Roster	C-5

SECTION D

STL. CARDINALS MINOR LEAGUES

Minor League Affiliates	D-1
Memphis Redbirds (Triple-A affiliate)	D-2
Palm Beach Cardinals (Class-A affiliate)	D-4
Swing of the Quad Cities (Class-A affiliate)	D-6
Batavia Muckdogs (Class-A affiliate)	D-8
Johnson City Cardinals (Rookie affiliate)	D-10

SECTION E

TEXAS LEAGUE OPPONENTS

Texas League Media Contacts	E-1
Arkansas Travelers	E-2
Corpus Christi Hooks	E-6
Frisco RoughRiders	E-10
Midland RockHounds	E-14
San Antonio Missions	E-18
Tulsa Drillers	E-22
Wichita Wranglers	E-26

SECTION F

MISCELLANEOUS

2007 Schedule	F-1
Hammons Field	F-2
Attendance Figures	F-4
2007 Promotion Dates	F-5
Hammons Field Menu Map	F-8
Logos	F-9
Notes	F-10

The content is based on information available through April 2, 2007. For further information and updates, contact the Springfield Cardinals Media Relations Department at (417) 863-2143.

Visit the Springfield Cardinals web site at www.springfieldcardinals.com.

FRONT OFFICE

Contact Info & Miscellaneous

Address:

Hammons Field
955 East Trafficway
Springfield, MO 65802

Phone: (417) 863-2143

Fax: (417) 863-0388

Website: www.springfieldcardinals.com

Email: springfield@stlcardinals.com

Myspace: www.myspace.com/springfieldcardinals

Staff Member

Staff Member	Title
Matt Gifford	V.P. / General Manager
Kirk Elmquist	V.P. of Sales & Marketing
Scott Smulczenski	V.P. of Baseball & Business Op.
Bill Fischer	V.P. of Facility Operations
Angela Deke	Box Office Manager
Ron Henderson	Operations Manager
Tom Ladd	Sales Manager
Lyndsey Hulbert	Office Services Coordinator
Eric Day	Account Executive
Kate Mata	Group Sales Coordinator
Duane Miller	Account Executive
Dan Reiter	Account Executive
Adrienne Weber	Direct Sales Representative
Mike Lindskog	Manager of P.R. / Broadcaster
Becky Ziegler	Community Relations Coordinator
Ashley Fisher	Ticket Sales
Jake Neimeyer	Visual Marketing Specialist
Jeff Johnson	Visual Marketing Specialist
Rob Evans	Broadcaster
Brock Phipps	Head Groundskeeper
Aaron Lowrey	Assistant Groundskeeper
Mike Amsler	General Manager of SportService

Field Staff:

Ron "Pop" Warner	Manager
Blaise Ilsley	Pitching Coach
Derrick May	Hitting Coach
Brad LaRosa	Athletic Trainer
Chris Miller	Medical Director
Brian Mahaffey	Team Physician
Rick Seagraves	Orthopedic Surgeon
Eric Youngstrom	Clubhouse Manager

Stadium Name (year opened):

Hammons Field (2004)

Directions to Stadium:

From I-44 or US-60, exit Hwy 65 to Chestnut Expressway Exit Go West on Chestnut Expressway and proceed to National. Turn left (South) on National.

Email Address

mgifford@stlcardinals.com
kelmquist@stlcardinals.com
ssmulczenski@stlcardinals.com
bfischer@stlcardinals.com
adeke@stlcardinals.com
rhenderson@stlcardinals.com
tladd@stlcardinals.com
lhulbert@stlcardinals.com
eday@stlcardinals.com
kmata@stlcardinals.com
dfmiller@stlcardinals.com
dreiter@stlcardinals.com
aweber@stlcardinals.com
mlindskog@stlcardinals.com
bziegler@stlcardinals.com
afisher@stlcardinals.com
jneimeyer@stlcardinals.com
jjohnson@stlcardinals.com
revans@stlcardinals.com
bphipp@stlcardinals.com
alowrey@stlcardinals.com
mamsler@dncinc.com

Visiting Club Hotel:

University Plaza
333 John Q. Hammons Parkway
Springfield, MO 65806
(417) 864-7333



FRONT OFFICE

Staff

MATT GIFFORD

Vice President/General Manager


Matt is in his third year as GM for the Springfield Cardinals, after gaining nine years of experience in a major league front office. Matt's primary responsibility is ensuring that fans who visit Hammons Field have an experience that is enjoyable and fun-filled. Another important responsibility is promoting the rich tradition of Cardinals baseball throughout the community. His other duties include overseeing all of the day-to-day operations of the Springfield Cardinals, as well as Hammons Field, for both the Cardinals and the Missouri State Bears. Matt began his career with the St. Louis Cardinals in 1996 as a season ticket sales representative. After spending time in Community Relations, Matt was promoted to the Marketing/Corporate sales department where he served as an account executive. In 2004, Matt was named Vice President of the St. Louis Cardinals, then relocated to Springfield to serve as general manager for the new Cardinals franchise in Springfield. In 2005, Matt was elected as a board member to the Greater Springfield Area Sports Commission. He also assists in raising funds for Cardinals Care, the St. Louis Cardinals Community Fund. He's currently the Chairman of the Springfield/Greene County Activate America Visionary Team, aimed at pioneering a healthier community. Matt is a 1995 graduate of Indiana University where he was a member of the Hoosiers baseball team and an intern in the IU Athletic Department. He attended high school in St. Louis, MO (Parkway West High School). Matt and his wife Emily have a son, Maxwell (4) and a daughter Megan (1).



KIRK ELMQUIST

Vice President of Sales and Marketing


Kirk begins his third year with the Springfield Cardinals, where he is responsible for the team's marketing, sponsorship fulfillments, promotions, and public relations. Kirk joined the Cardinals after already establishing himself as a leader in the Springfield community. His prior credits include the Associate Executive Director of the Missouri Sports Hall of Fame, the GM of the local hotspot Chardonnay and the Director of Marketing at Millwood Golf and Racquet Club. Kirk is a 1990 graduate of Liberty University, where he received his B.S. in Marketing. Kirk enjoys public speaking, golfing, boxing and listening to Rat Pack music. A member of the South East Rotary Club, Kirk and his wife Kretia have a daughter (Chloe) and a son (Cross).



SCOTT SMULCZENSKI

Vice President of Baseball and Business Operations


Scott enters his third year with Springfield after working as the Director of Minor League Operations for the St. Louis Cardinals. Now entering his 24th year in the St. Louis Cardinals organization, Scott is responsible for all revenue that comes in and out of the organization, including accounts payable, accounts receivable and cash receipts. He also oversees box office operations, customer relations, and internal office services. Scott and his wife Kelly have two daughters (Danielle, 14 and Hanna, 12) and a Polish Retriever (Bailey).



BILL FISCHER

Vice President of Facility Operations

In his third year with the Cardinals, Bill is responsible for the day-to-day operations of the stadium. He coordinates all the capital projects, including design plans as well as ensuring that everything is done on time and according to specifications. In doing so, he works closely with Mr. Hammons to oversee the stadium. Bill Fischer joined the Cardinals after helping Mr. Hammons as a consultant, prior to the opening of Hammons Field. Bill retired in November of 2003, after 22 years of working in the cable television industry. He started Fischer Consulting after retiring and then moved into his position with the Cardinals. Bill and his wife Karen have a daughter (Melanie) and a son (Lance).



FRONT OFFICE

Staff



ERIC DAY
Account Executive



ANGELA DEKE
Box Office Manager



ASHLEY FISHER
Ticket Sales




RON HENDERSON
Operations Manager



LYNDSLEY HULBERT
Office Services
Coordinator



JEFF JOHNSON
Visual Marketing
Specialist



TOM LADD
Sales Manager



MIKE LINSKOG
Manager of
PR/Broadcaster




AARON LOWERY
Assistant
Groomskeeper



KATE MATA
Group Sales
Coordinator




DUANE MILLER
Account Executive



JAKE NEIMEYER
Visual Marketing
Specialist



BROCK PHIPPS
Head



DAN REITER
Senior Account
Executive




ADRIENNE WEBER
Direct Sales
Representative



BECKY ZIEGLER
Community Relations
Coordinator


BROADCASTS

Staff, Broadcast Information



MIKE LINSKOG
Manager of P.R.
Broadcaster

Mike's 2007 season will be his 15th in Minor League Baseball and third with the Cardinals. Born and raised in Spokane, WA, Mike worked for the Brett Sports-owned Spokane Indians of the Northwest League for eight seasons. In 2001, he became the Voice of the High Desert Mavericks of the California League and spent three seasons there before moving on to the El Paso Diablos of the Texas League. Mike and his wife Christy have a 10-year old, four-foot iguana named Bandito. Mike is a die-hard New York Rangers hockey fan whose all-time favorite player is Mark Messier. Mike also enjoys rooting for the Seattle Seahawks, Seattle Mariners, Gonzaga Bulldogs and of course...the St. Louis Cardinals.



ROB EVANS
Broadcaster

Rob Evans moved to Springfield while in High School in 1973 and has more than 20 years of experience as a minor league broadcaster. In addition to his Minor League Baseball work, he also has Major League Baseball experience to his credit. In 2003-2004, Evans did play-by-play work for the Montreal Expos on select road trips, even calling games at Busch Stadium against the St. Louis Cardinals. After a ten-year run at the AAA level for the Norfolk Tides, Evans returned to Springfield in 2001 for a full-time position with Meyer Communications (Jock 98.7 FM). Evans' radio resume includes Drury basketball, Southwest Baptist football, Missouri State baseball and also sideline reporting for Missouri State football.

CARDINALS RADIO BROADCAST INFORMATION

After two successful seasons, the Springfield Cardinals will again be heard on JOCK 98.7 FM (KWTO). All 140 regular season games will be broadcast live by Mike Linskog and Rob Evans.

All radio broadcasts will begin 15 minutes prior to the first pitch with the Pregame Show.

Following the completion of each game will be the Postgame Show.

After every Cardinals home game, Rob Evans will host the Cardinals Postgame Show, live on JOCK 98.7 FM from Coesters Sports Bar & Grill. The Cardinals Postgame Show from Coesters lasts approximately one hour and features interviews with players, coaches, and other figures from the world of baseball. Fans are invited to call in on the JOCK lines at (417) 879-0093 or (800) 375-0056, or to stop by Coesters for post-game spirits and participate in the show.

Fans can also tune in to The Ozarks CW and KY3 in 2007, as 14 home games will be televised, with KY3 Sports Director Ned Reynolds calling the play-by-play.

2007 TV SCHEDULE

DATE	DAY	AIR TIME	OPP	STATION
April 12	Thu.	7:10 P.M.	MID	KY3
April 14	Sat.	2:10 P.M.	MID	The Ozarks CW
April 28	Sun.	2:10 P.M.	TUL	The Ozarks CW
April 29	Sun.	2:10 P.M.	TUL	KY3
May 5	Sat.	6:10 P.M.	ARK	The Ozarks CW
June 17	Sun.	6:10 P.M.	TUL	The Ozarks CW
June 18	Mon.	7:10 P.M.	ARK	The Ozarks CW
June 23	Sat.	6:10 P.M.	TUL	The Ozarks CW
July 8	Sun.	6:10 P.M.	FRI	KY3
July 21	Sat.	6:10 P.M.	WIC	The Ozarks CW
August 8	Wed.	7:10 P.M.	COR	The Ozarks CW
August 12	Sun.	6:10 P.M.	COR	The Ozarks CW
Sept. 2	Sun.	6:10 P.M.	ARK	KY3
Sept. 3	Mon.	2:10 P.M.	ARK	The Ozarks CW



MEDIA RELATIONS



Policies & Procedures

PRESS CREDENTIALS are available to accredited members of the news media. Credential requests should be emailed (preferred), mailed or faxed on company letterhead to the following addresses:

via email: Mike Lindskog
mlindskog@stlcardinals.com

via mail/fax: Media Relations
955 East Trafficway
Springfield, MO 65802
Phone: (417) 863-2143
Fax: (417) 863-0388

All requests should be received at least 24 hours in advance of the requested date. Credentials **must be worn in a visible manner at all times**. Credentials are not transferable. All credentials will be available at the Will Call window located at the lower ticket window on the southeast side (right field) of Hammons Field. Photo identification is required. **NO AUTOGRAPHS**.

PRESS BOX is located behind home plate on the Suite Level of Hammons Field. All workstations have electrical outlets and are equipped with outside phone access. Only accredited working media will be allowed in the press box. **NO CHILDREN**.

ACCESS TO CARDINALS CLUBHOUSE will be available to media with proper credentials issued by the Springfield Cardinals. No other credentials will be honored. The clubhouse will be closed to media 45 minutes prior to all games. The Springfield Cardinals reserve the right to add additional restrictions at any time. The players lounge, training room and weight room are closed to media at all times.

MEDIA NOTES and statistics are available in the press box approximately two hours prior to game time, and are also available as a .pdf file online at www.springfieldcardinals.com. Anyone needing information earlier should contact the Media Relations Department. Box scores will be available after each game as soon as they become available from MILB.

MEDIA GUIDES are available upon request from Springfield Cardinals Media Relations representatives.

WIRELESS INTERNET ACCESS is available at Hammons Field. A member of the Media Relations staff can assist in establishing a connection through a password.

INTERVIEWS should be arranged prior to and following Cardinals games. The field staff and the players are usually available on the field or in the clubhouse during batting practice as long as the interview does not interrupt their pre-game routine. Pre-game interviews must be completed 45 minutes prior to game.

DIGITAL PHOTOS of players are available upon request from Cardinals Media Relations representatives.

TRANSACTIONS updates are available on the Springfield Cardinals web site at www.springfieldcardinals.com. To access the transactions link, move the cursor over the tab that says Team on the left hand side of the homepage and the Transactions option will become available.

CARDINALS NEWSLETTER updates are provided for anyone on the Newsletter email list, and includes breaking information such as roster moves and injury updates. To sign up for the Springfield Cardinals Newsletter, select the link on the homepage of the Cardinals web site at www.springfieldcardinals.com and enter your information in the required boxes.

2007 PRE-GAME

Batting/Infield Practice Schedule



7:10 P.M. GAME TIME

4:25-4:35.....Cardinals Infield
4:35-5:20.....Cardinals Batting Practice
5:20-6:05.....Visitors Batting Practice
6:05-6:15.....Screens Removed
6:15-6:25.....Visitors Infield
6:25-6:55.....Field Preparation
6:45-7:02.....Pre-game Activities

6:10 P.M. GAME TIME

3:25-3:35.....Cardinals Infield
3:35-4:20.....Cardinals Batting Practice
4:20-5:05.....Visitors Batting Practice
5:05-5:15.....Screens Removed
5:15-5:25.....Visitors Infield
5:25-5:55.....Field Preparation
5:45-6:02.....Pre-game Activities

4:10 P.M. GAME TIME

1:25-1:35.....Cardinals Infield
1:35-2:20.....Cardinals Batting Practice
2:20-3:05.....Visitors Batting Practice
3:05-3:15.....Screens Removed
3:15-3:25.....Visitors Infield
3:25-3:55.....Field Preparation
3:45-4:02.....Pre-Game Activities

2:10 P.M. GAME TIME


11:25-11:35.....Cardinals Infield
11:35-12:20.....Cardinals Batting Practice
12:20-1:05.....Visitors Batting Practice
1:05-1:15.....Screens Removed
1:15-1:25.....Visitors Infield
1:25-1:55.....Field Preparation
1:45-2:02.....Pre-game Activities

12:10 P.M. GAME TIME

9:25-9:35.....Cardinals Infield
9:35-10:20.....Cardinals Batting Practice
10:20-11:05.....Visitors Batting Practice
11:05-11:15.....Screens Removed
11:15-11:25.....Visitors Infield
11:25-11:55.....Field Preparation
11:45-12:02.....Pre-Game Activities

*During inclement weather, all pre-game activities will be held in the training facility

**Gates open one hour prior to game times




Mark Worrell's 27 saves in 2006 lead the Texas League.

2007 Springfield Cardinals

2007 Field Staff & Players

Biographies & Records



RON "POP" WARNER
Manager

Ron Warner was named Manager of Springfield on November 20, 2006. He managed the Palm Beach (A) club the past two seasons and after five years as an instructor/manager in the organization, will begin 2007 as the Manager at Double-A Springfield.


Warner guided the Palm Beach Cardinals to the Florida State League Championship in 2005 and in 2004 was the Hitting Coach at Class-A Peoria, leading the team to a Midwest League best .277 batting average. The previous two years (2002-2003), Warner was a coach at Class-A New Jersey. He made his coaching debut in 2001 at Double-A New Haven.

In 2000, Warner served as the batting practice pitcher for the Major League club. He was originally drafted by the Cardinals in the 17th round in 1991 as a shortstop out of the University of Wyoming spending nine years playing in the Redbirds farm system. In 1999, he hit .290 with 11 home runs and 33 RBI for Memphis while playing several positions.

Warner, 38, resides in St. Charles, MO, with his wife Laura and son Colin Michael.

WARNER'S MANAGERIAL RECORD

YEAR	TEAM	LEAGUE	CLASS	WON	LOST	PCT.
2005	Palm Beach	FSL	A	69	71	.493
2006	Palm Beach	FSL	A	75	60	.556
Totals				144	131	.524

**BLAISE ILSLEY**


Pitching Coach

Ilsley will work his sixth year as the Pitching Coach for the Cardinals Double-A affiliate. Ilsley joined the Cardinals from the Baltimore Orioles' organization after serving as the pitching coach for the Bluefield Orioles in the Rookie Appalachian League during the 2001 campaign.

Ilsley began his coaching career in 1999 with Winnipeg of the independent Northern League and moved on to coach at Sioux Falls in 2000. He spent 14 seasons playing in the minor leagues with Houston,

St. Louis, the Chicago Cubs, Philadelphia, Cleveland and Montreal. He appeared in 10 games in the Major Leagues with the Chicago Cubs in 1994, making his Major League debut on April 4 of that year. Ilsley concluded his playing career in 1998.

A fourth round draft pick of the Houston Astros in 1985, Ilsley was named to the Topps Rookie League All-Star team that year after leading the New York-Penn League with 116 strikeouts in 90 innings for Class-A Auburn. He is a 1982 graduate of Alpena High School (Mich.) and attended Indiana State University. Ilsley, 43, resides in Alpena, Mich., with his wife, Jo Anne.

**DERRICK MAY**

Hitting Coach

May has spent the last two seasons as Hitting Coach for the Palm Beach Cardinals. May's only two years within the Cardinals' system have both been spent on the Palm Beach staff, while Warner was at the helm.

Drafted by the Chicago Cubs in the first round of the 1986 draft, May enjoyed a ten-year career with six Major League teams: the Cubs, Brewers, Astros, Phillies, Expos and Orioles. A life-time .271 hitter in 797 career games, his best season came with the Cubs in 1993, when he

played in 128 games, batting .295 with ten homers and 77 RBIs.

May finished his career by playing three years in Japan for the Chiba Lotte Marines

**BRAD LAROSA**

Athletic Trainer

LaRosa is in his third year with the Cardinals, after spending the previous two seasons in the Florida Marlins system. In 2004, he was the Trainer for the Jupiter Hammerheads of the Florida State League. Brad spent part of the 2003 season with the Carolina Mudcats, who went on to win the Southern League Championship Series. In 2006, LaRosa was named the Texas League Athletic Trainer of the Year.


LaRosa graduated from Southern Illinois - Edwardsville in 2000 and in 2003, obtained his Masters in Kinesiology. A native of Staunton, Illinois, Brad married his wife Denise in November of 2004.

Brian ANDERSON • C

Height - 6'1 Bats - L Born - 12/16/86
Weight - 200 Throws - R Resides - Simi Valley, CA

SCHOOL - Simi Valley HS (CA)

HOW OBTAINED - 4th round (140th overall) in the June, 2005 free-agent draft



YR	CLUB	LG	AVG	G	AB	R	H	2B	3B	HR	RBI	SH	SF	HP	BB	SO	SB	CS	E
05	Johns on City	Appy	.331	51	154	28	51	8	1	6	36	1	5	1	15	29	5	1	3
06	Quad Cities	Mid	.302	109	381	50	115	29	3	3	51	1	2	5	42	66	2	6	6
Minor League Totals			.310	160	535	78	166	37	4	9	87	2	7	6	57	95	7	7	9

2006 Season:

- Set career high on August 14th and 28th, with 5 RBI
- Had 19 hits in 13 games, setting a career high monthly batting average of .404 in 2006
- Career high 51 RBI's in 2006 for the Swing.

Phillip ANDERSEN • RHP

Height - 6'3 Bats - R Born - 10/28/83 at Mesa, AZ
Weight - 175 Throws - R Resides - Chandler, AZ

SCHOOL - Chandler Gilbert CC

HOW OBTAINED - 23rd round (690th overall) in the June, 2004 First-Year Player Draft



YR	CLUB	LG	W-L	ERA	G	GS	CG	SHO	SV	IP	H	R	ER	HR	HB	BB	SO	WP	BK
04	Johnson City	Appy	5-1	4.01	13	13	0	0	0	60.2	55	30	27	8	7	26	52	2	1
05	Quad Cities	Mid	5-1	2.96	17	17	0	0	0	100.1	79	41	33	9	12	37	86	3	0
06	Quad Cities	Mid	0-2	7.11	4	4	0	0	0	19.0	22	18	15	1	4	6	14	0	0
Minor League Totals			10-4	3.75	34	34	0	0	0	180.0	156	89	75	18	23	69	152	5	1

2006 Season:

- Limited to four games due to injury that led to "Tommy John" surgery

2005 Season:


- His 2.96 ERA ranked 2nd among Cards minor league starters
- Averaged 7.71 strikeouts per nine innings, which ranked 9th in the system
- Cards Minor League Pitcher of the Month for August: 1-0 record and 2.54 ERA in five starts

Mitchell BOGGS • RHP

Height - 6'3 Bats - R Born - 2/15/84 at Dalton, GA
Weight - 195 Throws - R Resides - Dalton, GA

SCHOOL - University of Georgia

HOW OBTAINED - 5th round (170th overall) in the June, 2005 First-Year Player Draft




YR	CLUB	LG	W-L	ERA	G	GS	CG	SHO	SV	IP	H	R	ER	HR	HB	BB	SO	WP	BK
05	New Jersey	NYP	4-4	3.89	15	14	0	0	0	71.2	77	38	31	5	5	24	61	4	0
06	Palm Beach	FSL	10-6	3.41	27	27	1	1	0	145.0	153	69	55	7	8	51	126	9	0
Minor League Totals			14-10	3.57	42	41	1	1	0	216.2	230	107	86	12	13	75	187	13	0

2006 Season:

- Named Florida State League postseason All-Star
- His 126 strikeouts were 2nd-most in the league and his 3.41 ERA 5th-best
- His 10 wins ranked 5th in the FSL and 4th in the STL minor league system
- Cardinals Minor League Pitcher of the Month for June: 3-0 record and 1.07 ERA
- Carried a perfect game into the 9th inning on 6/14 at Jupiter and settled for a one-hit shutout while fanning 11 in 4-0 win

Danny BORNE • LHP

Height - 6'3 Bats - L Born - 5/5/83 at Dearborn Heights, MI
 Weight - 210 Throws - L Resides - Culleoka, TN
 SCHOOL - University of Louisiana at Monroe
 HOW OBTAINED - Signed by the Cardinals as a non-drafted free agent on 7/7/05



YR	CLUB	LG	W-L	ERA	G	GS	CG	SHO	SV	IP	H	R	ER	HR	HB	BB	SO	WP	BK
05	Johnson City	Appy	1-0	2.74	15	0	0	0	0	23.0	20	10	7	1	1	8	18	0	0
06	Quad Cities	Mid	1-2	3.38	44	0	0	0	1	45.1	40	23	17	2	2	22	50	5	1
Minor League Totals			2-2	3.16	59	0	0	0	1	68.1	60	33	24	3	3	30	68	5	1

- 2006 Season:**
- Represented Quad Cities at the Midwest League All-Star Game, allowing a run on one hit in one-third of an inning of relief
 - Had 17 strikeouts in 13 innings in the month of June
 - Allowed no earned runs in first 12 appearances

Brandon BUCKMAN • 1B

Height - 6'6 Bats - L Born - 2/14/84 at San Diego, CA
 Weight - 205 Throws - L Resides - Lincoln, NE
 SCHOOL - University of Nebraska
 HOW OBTAINED - 19th round (586th overall) in the June, 2006 First-Year Player Draft



YR	CLUB	LG	AVG	G	AB	R	H	2B	3B	HR	RBI	SH	SF	HP	BB	SO	SB	CS	E
06	Johnson City	Appy	.300	62	230	33	69	17	0	8	34	0	1	1	24	31	0	2	6
Minor League Totals			.300	62	230	33	69	17	0	8	34	0	1	1	24	31	0	2	6

- 2006 Season:**
- Named to the Appalachian League postseason All-Star team as first baseman
 - 110 total bases ranked 4th in the Appy League
 - Topped qualifying league first basemen with a .989 fielding percentage and had the most assists

Jason CAIRNS • RHP

Height - 6'4 Bats - R Born - 11/13/82 at Tampa, FL
 Weight - 220 Throws - R Resides - Traverse City, MI
 SCHOOL - Central Michigan University
 HOW OBTAINED - 8th round (260th overall) in the June, 2005 First-Year Player Draft



YR	CLUB	LG	W-L	ERA	G	GS	CG	SHO	SV	IP	H	R	ER	HR	HB	BB	SO	WP	BK
05	New Jersey	NYP	0-0	0.00	2	0	0	0	0	3.0	2	0	0	0	0	0	1	0	0
	Quad Cities	Mid	0-3	2.65	22	1	0	0	8	34.0	31	14	10	3	2	19	17	1	0
06	Quad Cities	Mid	6-5	3.21	43	0	0	0	0	61.2	64	34	22	1	2	23	43	14	0
Minor League Totals			6-8	2.92	67	1	0	0	8	98.2	97	48	32	4	4	42	61	15	0

- 2006 Season:**
- Allowed only one home run in 43 appearances
 - Had a career high, 43 strikeouts

Hugo CASTELLANOS • RHP

Height - 6'1 Bats - R Born - 6/30/80 at Nuevo Laredo, Mexico
 Weight - 205 Throws - R Resides - Seymore, TN
 HOW OBTAINED - Signed by the Cardinals as a minor league free agent on 2/7/07



YR	CLUB	LG	W-L	ERA	G	GS	CG	SHO	SV	IP	H	R	ER	HR	HB	BB	SO	WP	BK
97	DID NOT PITCH DUE TO INJURY																		
98	Laredo	Mex	0-2	11.74	8	2	0	0	0	7.2	11	11	10	0	0	15	8	4	0
99	Laredo	Mex	0-0	6.94	24	1	0	0	0	36.1	44	32	28	6	1	24	22	3	0
00	Hagerstown	SAL	0-3	1.64	29	0	0	0	7	38.1	16	11	7	1	5	18	30	5	0
	Dunedin	FSL	0-0	4.50	4	0	0	0	1	8.0	5	4	4	1	0	10	5	0	0
01	Tennessee	Sou	5-2	2.51	43	0	0	0	2	64.2	53	24	18	4	8	33	47	2	0
02	Tennessee	Sou	3-4	5.23	47	0	0	0	18	51.2	46	30	30	5	7	28	34	3	0
	Syracuse	IL	0-1	6.35	5	0	0	0	0	5.2	3	4	4	1	3	2	2	0	0
03	New Haven	EL	3-7	5.13	21	0	0	0	0	33.1	41	25	19	3	2	13	28	0	0
	Dos Laredos	Mex	1-1	6.30	12	1	0	0	0	20.0	19	17	14	1	4	10	18	0	0
04	Tijuana	Mex	4-2	3.15	44	0	0	0	0	60.0	42	23	21	4	3	30	47	1	0
	West Tennessee	Sou	1-0	3.52	22	0	0	0	1	23.0	21	9	9	1	3	16	14	0	0
05	Tijuana	Mex	7-4	4.82	28	18	0	0	0	112.0	93	63	60	10	11	65	69	3	0
06	Tijuana	Mex	6-0	3.17	22	17	0	0	1	110.2	105	45	39	4	9	39	111	3	0
	Iowa	PCL	0-0	6.75	2	0	0	0	0	4.0	4	3	3	2	0	3	6	0	0
	West Tennessee	Sou	0-1	1.88	3	2	0	0	0	14.1	9	3	3	1	1	10	14	0	0
Minor League Totals			30-27	4.11	314	41	0	0	30	589.2	512	304	269	44	57	316	455	24	0

- 2006 Season:**
- Had career high 111 strikeouts for Potros de Tijuana
 - Went 6-0 in 2006 for Tijuana
 - Only allowed 4 home runs in 110.2 innings pitched in 2006
 - Had an ERA of 1.74 in the month of May, 2006 only allowing 4 runs in 20.2 innings

Ian Church • OF

Height - 5'10 Bats - R Born - 2/28/81
 Weight - 180 Throws - R Resides -
 SCHOOL - Stetson University
 HOW OBTAINED - Purchased rights from the Kalamazoo Kings of Frontier League on 12/13/06



YR	CLUB	LG	AVG	G	AB	R	H	2B	3B	HR	RBI	SH	SF	HP	BB	SO	SB	CS	E
03	Lincoln	North	.284	32	102	7	29	5	0	0	10	2	0	2	4	9	3	1	-
04	Lincoln	North	.253	33	95	13	24	3	1	2	13	2	0	2	2	18	1	0	-
	Sioux City	North	.229	28	109	14	25	8	0	2	17	3	1	0	3	19	4	1	-
05	Sioux City	North	.269	86	301	35	81	21	1	5	37	3	3	5	19	52	2	3	-
06	Kalamazoo	Fro.	.317	96	379	77	120	38	1	31	78	0	5	9	33	67	5	3	4
Minor League Totals			.283	275	986	146	279	75	3	40	155	10	9	18	61	165	15	8	4

- 2006 Season:**
- Named 2006 Independent League Player of the Year by Baseball America
 - Led all Independent Leagues with 31 Home Runs
 - Had .668 slugging percentage
 - Had 70 extra-base hits
 - MVP of All star game as well as Frontier League MVP
 - Only the 2nd player in league history to hit more than 30 HRs in a season

Adam DANIELS • LHP

Height - 6'2 Bats - L Born - 8/16/82 at North Vancouver, B.C.
 Weight - 190 Throws - L Resides - North Vancouver, B.C.
 SCHOOL - Oklahoma State University
 HOW OBTAINED - 15th round (470th overall) in the June, 2005 First-Year Player Draft



YR	CLUB	LG	W-L	ERA	G	GS	CG	SHO	SV	IP	H	R	ER	HR	HB	BB	SO	WP	BK
05	New Jersey	NYP	2-1	4.50	10	5	0	0	0	26.0	18	14	13	0	3	18	25	6	0
06	Quad Cities	Mid	7-11	3.07	24	24	1	0	0	137.2	139	67	47	3	7	44	128	*28	3
Minor League Totals			9-12	3.30	34	29	1	0	0	163.2	157	81	60	3	10	62	153	34	3

2006 Season:
 • His 3.07 ERA ranked 4th-lowest in the Cardinals minor league system and 15th in the Midwest League
 • Named Midwest League Pitcher of the Week for the week of 7/24-30 when he won a pair of starts and did not allow an earned run while fanning 13 in 11.2 IP.

Sean DANIELSON • OF

Height - 5'8 Bats - S Born - 8/6/82 at Euless, TX
 Weight - 165 Throws - R Resides - Irving, TX
 SCHOOL - University of Texas at San Antonio
 HOW OBTAINED - Signed by the Cardinals as a non-drafted free agent on 6/20/05.



YR	CLUB	LG	AVG	G	AB	R	H	2B	3B	HR	RBI	SH	SF	HP	BB	SO	SB	CS	E
05	New Jersey	NYP	.344	40	131	20	45	1	2	0	9	2	0	1	13	33	19	1	2
	Quad Cities	Mid	.333	6	24	5	8	0	2	0	1	0	0	0	3	3	1	1	0
06	Palm Beach	FSL	.249	114	402	65	100	12	5	0	32	15	2	5	60	77	22	14	12
Minor League Totals			.275	160	557	90	153	13	9	0	42	17	2	6	76	113	42	16	14

2006 Season:
 • Hit .362 in August
 • Batted lead-off 94 of 114 games with 350 ABs
 • Stole 11 bases in April, then just 11 the rest of the year

2005 Season:
 • Led Cards minor leaguers with a .407 on-base percentage and had 2nd-highest batting average among Cards minor leaguers at .342
 • Played in the New York-Penn League All-Star Game
 • Stole 20 bases between his two stops, which ranked 4th in the farm system and tops among the organization's short-season players
 • His 19 stolen bases at NJ ranked T-5th in the league.

Dennis DOVE • RHP

Height - 6'4 Bats - R Born - 8/31/81
 Weight - 205 Throws - R Resides - Ocilla, GA
 SCHOOL - Georgia Southern
 HOW OBTAINED - 3rd round (95th overall) in the June 2003 free-agent draft



YR	CLUB	LG	W-L	ERA	G	GS	CG	SHO	SV	IP	H	R	ER	HR	HB	BB	SO	WP	BK
03	New Jersey	NYP	1-3	3.51	7	7	0	0	0	25.2	29	15	10	1	1	15	15	4	0
04	Peoria	Mid	0-1	4.97	3	3	0	0	0	12.2	11	8	7	1	1	10	4	0	0
	New Jersey	NYP	0-5	8.06	6	6	0	0	0	22.1	31	20	20	3	2	13	24	7	0
05	Quad Cities	Mid	7-5	3.88	18	18	2	1	0	102	93	47	44	6	2	30	72	5	1
	Palm Beach	FSL	2-4	4.85	8	8	0	0	0	42.2	48	24	23	1	3	15	23	6	0
06	Palm Beach	FSL	3-3	2.81	41	0	0	0	4	51.1	38	20	16	3	3	13	56	5	1
	Springfield	TEX	0-3	8.79	13	0	0	0	0	14.1	18	16	14	6	2	8	15	9	0
Minor League Totals			13-24	4.55	96	42	2	1	4	271.0	268	150	134	21	14	104	209	36	2

2006 Season:

- Transitioned to the bullpen after 42 starts to begin his professional career
- Began the season at Palm Beach (A) and went 3-3 with a 2.81 ERA and four saves
- Pitched 2.0-or-more innings in 13 of his 41 appearances at Palm Beach
- Promoted to Springfield (AA) on 7/26 and pitched 1.0 scoreless inning, allowing one hit vs. Arkansas in his Double-A debut
- Made 13 appearances for Springfield
- Made six relief appearances for Peoria of the Arizona Fall League and allowed two runs over 9.1 innings (1-0, 1.93 ERA)
- Held opponents to a .129 batting average (4-for-31)

Omar FALCON • C

Height - 6'1 Bats - R Born - 9/1/82
 Weight - 210 Throws - R Resides - Miami, FL
 SCHOOL - Miami Southridge HS (FL)
 HOW OBTAINED - Selected by the Cardinals from the Pittsburgh Pirates in the AAA phase of the Rule 5 draft on 12/7/06



YR	CLUB	LG	AVG	G	AB	R	H	2B	3B	HR	RBI	SH	SF	HP	BB	SO	SB	CS	E
00	AZL Padres	AZL	.275	40	120	23	33	9	2	4	25	0	1	4	22	43	1	1	5
01	Idaho Falls	Pio	.187	37	107	24	20	5	0	5	9	0	4	33	50	0	1	8	
02	Lake Elsinore	Cal	.000	2	5	0	0	0	0	0	0	0	0	0	2	4	0	0	0
	Idaho Falls	Pio	.227	55	185	32	42	12	0	9	34	0	1	4	36	*100	1	1	13
03	Fort Wayne	Mid	.182	12	33	5	6	2	0	0	4	1	0	0	10	15	0	0	0
	Eugene	NW	.191	32	110	16	21	2	0	5	14	0	1	3	9	37	2	2	1
04	Everett	NW	.222	46	158	32	35	7	1	5	24	0	0	8	19	54	1	3	2
05	Wisconsin	Mid	.272	42	136	22	37	11	0	4	22	1	1	3	25	48	0	3	5
06	Inland Empire	Cal	.264	58	174	31	46	13	0	7	28	2	0	1	37	64	0	1	2
Minor League Totals			.233	324	1028	185	240	61	3	39	160	4	4	27	193	415	5	12	36

Summary:

- Originally drafted by the San Diego Padres in the 3rd round (79th overall) of the 2000 draft
- The Cardinals are his 4th organization
- Signed by the Pirates as a minor league free agent on 11/10/06, less than a month before going to the Cardinals in the Rule 5 draft
- Was also selected in the 2003 Rule 5 draft by Seattle.

Michael FERRIS • 1B

Height - 6'2 Bats - L Born - 12/31/82
 Weight - 220 Throws - L Resides - Cincinnati, OH
 SCHOOL - Miami University (OH)
 HOW OBTAINED - 2nd round (60th overall) in the June, 2004 First-Year Player Draft



YR	CLUB	LG	AVG	G	AB	R	H	2B	3B	HR	RBI	SH	SF	HP	BB	SO	SB	CS	E
04	New Jersey	NYP	.199	40	146	18	29	5	0	3	14	0	0	1	19	44	2	1	1
05	Quad Cities	Mid	.230	127	439	65	101	26	0	16	69	3	5	2	69	88	2	3	10
06	Palm Beach	FSL	.205	99	341	48	70	18	1	8	38	2	2	3	47	105	0	2	13
Minor League Totals			.216	266	926	131	200	49	1	27	121	5	7	6	135	237	4	6	24

2006 Season:

- Had a career high 16 home runs in 2005 for the Swing.
- Had 2 home runs and 5 RBI's on May 15th, 2005 against Beloit.

2005 Season:

- Drew 69 walks, 2nd-most among Cards minor leaguers behind teammate Matt Shepherd (87)
- His 69 RBI ranked 6th on the farm.

Chad GABRIEL • OF

Height - 6'2 Bats - R Born - 5/19/84
Weight - 195 Throws - R Resides - Norwalk, CA

SCHOOL - Santa Ana College

HOW OBTAINED - 20th round (600th overall) in the June, 2004 First-Year Player Draft.



YR	CLUB	LG	AVG	G	AB	R	H	2B	3B	HR	RBI	SH	SF	HP	BB	SO	SB	CS	E
04	Johnson City	Apy	.270	56	196	38	53	14	1	5	37	0	2	6	12	39	5	1	0
05	Johnson City	Apy	.309	56	207	30	64	13	1	2	29	4	2	3	12	44	6	1	2
06	Quad Cities	Mid	.272	81	287	40	78	10	1	7	32	2	0	6	12	48	4	5	5
Minor League Totals			.283	193	690	108	195	37	3	14	98	6	4	15	36	131	15	7	7

2006 Season:

- Batted .359 (23-for-64) in 18 June games

2005 Season:

- His .309 batting average ranked 3rd among Cardinals' short-season players
- Had 18 multi-hit games, including seven three-hit games
- Earned a start in left field in the New York-Penn League All-Star Game

Jaime GARCIA • LHP

Height - 6'2 Bats - L Born - 7/8/86
Weight - 200 Throws - L Resides - Reynosa, Mexico

SCHOOL - Sharyland HS (TX)

HOW OBTAINED - 22nd round selection (680th overall) in the June, 2005 First-Year Player Draft. Signed a 2006 contract on 7/16/05



YR	CLUB	LG	W-L	ERA	G	GS	CG	SHO	SV	IP	H	R	ER	HR	HB	BB	SO	WP	BK
06	Quad Cities	Mid	5-4	2.90	13	13	1	0	0	77.2	67	28	25	1	2	18	80	7	4
	Palm Beach	FSL	5-4	3.84	12	12	0	0	0	77.1	84	33	33	3	1	16	51	5	5
Minor League Totals			10-8	3.37	25	25	1	0	0	155.0	151	61	58	4	3	34	131	12	9

2006 Season:

- Represented the Cardinals at the Futures Game as part of All-Star Game festivities in Pittsburgh, PA (DNP)
- Led all Cardinals minor league pitchers with 131 strikeouts
- His 10 wins ranked T-4th in the STL minor league system and his combined 3.37 ERA ranked 8th
- Named Cardinals Minor League Pitcher of the Month for April when he went 2-1 with a 2.52 ERA in four starts
- Named to the West squad at the Midwest League All-Star Game
- Ranked the second-best prospect in the Cardinals system by *Baseball America*.
- Cardinals Best Curveball and Control by *Baseball America Prospect Handbook*

Jose GARCIA • RHP

Height - 6'1 Bats - R Born - 6/2/81
Weight - 160 Throws - R Resides - Barcelona, Venez.

HOW OBTAINED - Selected from the Texas Rangers in the AAA portion of the 2004 Rule 5 draft



YR	CLUB	LG	W-L	ERA	G	GS	CG	SHO	SV	IP	H	R	ER	HR	HB	BB	SO	WP	BK
00	La Pradera	VSL	0-1	4.80	6	2	0	0	0	15.0	14	9	8	0	1	6	14	1	0
01	DSL Yankees	DSL	4-2	1.86	7	1	0	0	0	29.0	32	9	6	0	4	4	23	0	0
02	DSL Yankees	DSL	4-2	1.35	10	8	1	0	0	46.2	34	13	7	0	5	15	51	1	0
03	Battle Creek	Mid	9-8	2.64	21	21	4	0	0	136.1	111	46	40	10	3	33	90	4	0
	Tampa	FSL	1-0	1.74	4	4	0	0	0	20.2	13	4	4	0	0	4	14	0	0
04	Stockton	Cal	4-7	7.00	22	12	0	0	0	72.0	104	64	56	11	6	26	51	2	1
	Clinton	Mid	2-2	2.89	9	9	0	0	0	46.2	37	19	15	4	3	13	40	1	1
05	Palm Beach	FSL	7-5	4.35	30	20	0	0	0	134.1	147	74	65	11	12	41	122	4	0
06	Palm Beach	FSL	5-2	5.02	28	7	0	0	0	71.2	81	43	40	4	9	22	60	6	0
	Springfield	Tex	0-1	1.35	3	0	0	0	0	6.2	7	1	1	0	0	4	5	1	0
Minor League Totals			36-30	3.76	140	84	5	0	0	579.0	580	282	242	40	43	168	470	20	2

2006 Season:

- Had career high 122 strikeouts for Palm Beach Cardinals in 2005
- Had career high 9 strikeouts on July 11th, 2005 against Fort Myers

Reid GORECKI • OF

Height - 6'1 Bats - R Born - 12/22/80 at Queens, NY
Weight - 180 Throws - R Resides - East Rockaway, NY

SCHOOL - University of Delaware

HOW OBTAINED - 1st round (30th overall) of the June, 2005 First-Year Player Draft



YR	CLUB	LG	AVG	G	AB	R	H	2B	3B	HR	RBI	SH	SF	HP	BB	SO	SB	CS	E
02	New Jersey	NYP	.281	73	274	*55	77	8	*13	8	52	1	7	2	20	57	22	11	3
03	Peoria	Mid	.267	128	480	77	128	19	8	15	61	4	4	3	51	90	23	11	13
04	Palm Beach	FSL	.277	118	440	74	122	23	3	8	47	7	8	2	46	80	23	9	9
	Tennessee	Sou	.320	7	25	1	8	3	0	0	1	0	0	0	2	3	1	0	0
05	Springfield	Tex	.182	46	159	12	29	6	0	3	16	4	1	0	18	38	1	3	2
	Palm Beach	FSL	.286	64	234	38	67	18	2	6	41	2	4	3	32	55	24	7	0
06	Springfield	Tex	.251	85	327	56	82	21	2	16	51	7	2	3	42	80	17	9	5
	Memphis	PCL	.162	21	74	7	12	4	0	1	9	1	2	1	9	21	3	3	1
Minor League Totals			.261	542	2013	320	525	102	28	57	278	26	28	14	220	424	114	53	33

2006 Season:

- His 17 home runs ranked 6th in the Cardinals minor league system
- Had nine home runs and 18 extra-base hits in 24 games in the season's opening month
- Had a season-high 11-game hit streak from 4/9-20 (.383, 18-47)

2005 Season:

- Hit a game-tying HR in the top of the 9th in the decisive Game 5 of the Florida State League Championship as Palm Beach defeated Lakeland 5-4 in 10 innings to clinch the league title

2004 Season:

- Named Cardinals Minor League Player of the Year in 2004
- His 74 runs scored ranked 2nd in the Florida State League
- Appeared in the Arizona Fall League with Mesa and ranked 6th with a .363 batting average (37-for-102) in 26 games.

2003 Season:

- Batted .356 in June with six HRs and 21 RBI
- Had a 15-game hitting streak from 6/22-7/1 that included 10 multi-hit games, raising his BA from .251 to .296. 2002: Selected to Baseball America's New York-Penn League All-Star team
- Led the league in triples (13) and runs scored (55), was 3rd in both total bases (135) and RBI (52) while finishing 4th in extra-base hits (29)...tripled in five straight games, 8/29-9/1 (six triples) with RBI in each

Tyler **GREENE** • SS

Height - 6'2 Bats - R Born - 8/17/83 at Ft. Lauderdale, FL
 Weight - 180 Throws - R Resides - Plantation, FL
 SCHOOL - Georgia Tech
 HOW OBTAINED - 1st round (30th overall) of the June, 2005 First-Year Player Draft



YR	CLUB	LG	AVG	G	AB	R	H	2B	3B	HR	RBI	SH	SF	HP	BB	SO	SB	CS	E
05	New Jersey	NYP	.261	35	138	28	36	12	0	1	18	0	1	5	15	37	13	1	9
	Palm Beach	FSL	.271	20	85	17	23	4	0	2	5	0	0	2	5	28	6	0	9
06	Palm Beach	FSL	.224	71	268	38	60	10	1	5	19	1	1	4	29	90	22	3	23
	Quad Cities	Mid	.287	59	223	42	64	8	3	15	47	0	1	12	20	65	11	0	10
Minor League Totals			.256	185	714	125	183	34	4	23	89	1	3	23	69	220	52	4	51

2006 Season:

- His 33 stolen bases topped all Cardinals minor leaguers.
- Is 52-for-56 (93%) on stolen base attempts in his young career.
- Cardinals Best Infield Arm by *Baseball America Prospect Handbook*

2005 Season:

- Touted as the Cardinals 3rd-best prospect by *Baseball America*
- Was 19-for-20 in stolen base attempts, with the 19 stolen bases 5th-most among Cards minor leaguers

Eric **HABERER** • LHP

Height - 6'2 Bats - L Born - 9/14/82 at Lansing, MI
 Weight - 205 Throws - L Resides - Bloomington, IL
 SCHOOL - Southern Illinois University
 HOW OBTAINED - 3rd round (90th overall) of the June, 2004 First-Year Player Draft



YR	CLUB	LG	W-L	ERA	G	GS	CG	SHO	SV	IP	H	R	ER	HR	HB	BB	SO	WP	BK
04	Johnson City	Appy	2-2	4.69	9	9	0	0	0	40.1	47	30	21	3	0	13	37	3	0
	New Jersey	NYP	0-0	2.37	3	3	0	0	0	19.0	14	7	5	1	0	9	12	1	1
05	Quad Cities	Mid	4-2	2.11	9	9	0	0	0	55.1	52	20	13	0	1	17	33	2	0
	Palm Beach	FSL	8-6	3.71	17	17	1	0	0	94.2	96	42	39	2	3	35	58	6	0
06	Palm Beach	FSL	4-7	3.83	17	16	0	0	0	98.2	95	49	42	7	7	28	64	7	0
	Springfield	Tex	3-3	5.43	11	11	0	0	0	61.1	65	41	37	10	4	34	37	8	0
Minor League Totals			21-20	3.83	66	65	1	0	0	369.1	369	189	157	23	15	136	241	27	1

2006 Season:

- Appeared in seven games out of the bullpen for Peoria in the Arizona Fall League, allowing five earned runs in 10.0 IP (4.50 ERA).
- Started 11 games for Springfield (AA)
- Won his Double-A debut, pitching six innings and allowing one run on July 8 against Tulsa

2005 Season:

- His 12 wins were tied for second-most among Cards minor league hurlers and his 3.12 combined ERA was 4th-lowest among starters
- Totaled 150.0 innings, 6th-most in the system
- Allowed a ratio of one home run per 315 batters faced (630 BF/2 HRs), which was 2nd-best among minor league pitchers
- Was 3-2 with a 1.66 ERA in his first six starts at Palm Beach

Cody **HAERTHER** • OF

Height - 6'1 Bats - L Born - 7/14/83
 Weight - 207 Throws - R Resides - Chatsworth, CA
 SCHOOL - Chaminade College Prep HS (CA)
 HOW OBTAINED - Sixth round of 2002 draft; signed June 9, 2002




YR	CLUB	LG	AVG	G	AB	R	H	2B	3B	HR	RBI	SH	SF	HP	BB	SO	SB	CS	E
03	Johnson City	Appy	.332	63	226	31	75	12	6	3	39	0	1	0	22	30	2	1	11
04	Peoria	Mid	.316	86	326	48	103	20	2	5	45	3	1	4	32	59	7	3	3
05	Palm Beach	FSL	.318	47	173	29	55	8	7	8	30	0	1	1	17	31	8	3	1
	Springfield	TEX	.298	65	208	30	62	10	1	10	37	0	0	2	9	44	0	1	4
06	Springfield	TEX	.277	120	412	56	114	27	3	11	52	0	2	1	37	59	3	4	4
Minor League Totals			.304	381	1345	194	409	77	19	37	203	3	5	8	117	223	20	12	23

2006 Season:

- Turned it on in the second half in his first full season at Double-A, batting .322 after the Texas League All-Star break
- Played in a career-high 120 games; 96 in left field, 14 at designated hitter and 10 as a pinch hitter
- His .277 overall batting average ranked T-30th in the Texas League among qualifying players (2.7 PA/scheduled game)
- Sported a .284 (23-for-81) batting average in April but dipped in May & June as he combined to bat .203 (27-for-133) in those two months
- Batted .323 (64-for-198) over his final 46 games in the season's last three months
- His 27 doubles were 3rd-best among Cards minor leaguers at or above Double-A (Rico Washington-33, Juan Richardson-31)
- Totaled 41 extra-base hits, which ranked 4th among Cardinals minor league players at the higher classifications (AAA, AA)
- Posted 32 multi-hit games, including four straight from 8/14-17 (.563, 9-for-16)
- Collected six multi-hit outings in a span of 11 games from 7/9-21 (.452, 19-for-42), raising his batting average 24 points to .259
- Drove in a season-high six runs and scored three times in a 4-for-5 outing that included two home runs on 7/18 at Wichita
- Added to the Cardinals 40-man roster when his contract was purchased on 11/20

Mark **HAMILTON** • 1B

Height - 6'4 Bats - L Born - 7/29/84
 Weight - 220 Throws - L Resides - Bellaire, TX
 SCHOOL - Tulane University
 HOW OBTAINED - Selected in the supplemental 2nd round (76th overall) in the June, 2006 First-Year Player Draft



YR	CLUB	LG	AVG	G	AB	R	H	2B	3B	HR	RBI	SH	SF	HP	BB	SO	SB	CS	E
06	State College	NYP	.264	30	106	18	28	3	1	*8	24	0	1	1	13	24	1	1	4
	Quad Cities	Mid	.254	38	142	16	36	8	0	3	25	0	0	1	10	32	0	0	1
Minor League Totals			.258	68	248	34	64	11	1	11	49	0	1	2	23	56	1	1	5

2006 Season:

- Hit 11 HRs with 49 RBI in just 68 games
- Tied for the New York-Penn League home run title despite playing just 30 games there
- Hit 20 home runs for Tulane and ranked 2nd in Conference USA with a .461 on-base percentage
- Cardinals Best Power Hitter by *Baseball America Prospect Handbook*

Travis HANSON • 3B

Height - 6-2 Bats - L Born - 1/24/81
 Weight - 205 Throws - R Resides - Port Orchard, WA
 SCHOOL - University of Portland
 HOW OBTAINED - 9th round of June free-agent draft; signed June 9, 2002



YR	CLUB	LG	AVG	G	AB	R	H	2B	3B	HR	RBI	SH	SF	HP	BB	SO	SB	CS	E
02	New Jersey	NYP	.294	75	272	31	80	17	5	4	40	0	4	3	12	55	1	1	14
03	Peoria	Mid	.277	136	527	70	146	31	5	9	78	1	6	5	35	104	3	4	23
04	Palm Beach	FSL	.259	57	224	26	58	11	0	2	35	0	3	3	19	38	2	3	5
05	Springfield	TEX	.284	137	546	82	155	29	3	20	97	1	6	2	54	99	2	2	36
06	Memphis	PCL	.220	67	223	21	49	11	1	1	18	2	2	0	20	43	1	1	12
	Springfield	TEX	.226	65	252	21	57	12	0	2	20	1	0	1	16	52	0	0	11
Minor League Totals			.267	537	2044	251	545	111	14	38	288	5	21	14	156	391	9	11	101

- 2006 Season:**
- Starting third baseman at Memphis in season opener and played 67 games before being sent to Springfield on 6/22
 - Combined to hit .223 (106-for-475) with three home runs and 38 RBI in 132 games played on the season
 - Went 3-for-29 (.103) in his first eight Triple-A games and hit .167 in 21 April games, but rebounded by batting .291 in May
 - Appeared in two games at second base, his first pro action there, including a start on 5/18 vs. Portland
 - Collected four hits and scored three times with a pair of RBI on 5/3 vs. New Orleans
 - Had nine multi-hit games at Memphis
 - Batting average peaked at .253 on 6/4 before a slump during which he went 4-for-45 (.089) in his final 14 games dropped the average to .220
 - Hit safely in four of his first five games at Springfield from 6/22-27, going 8-for-20 (.400)
 - Strung a five-game hitting streak from 7/7-12 that raised his batting average to .284 after 18 games with Springfield
 - Matched season high with four hits on 7/31 vs. Tulsa. Had 17 multi-hit games for Springfield

Blake HAWKSWORTH • RHP

Height - 6'3 Bats - R Born - 3/1/83
 Weight - 195 Throws - R Resides - Sammamish, WA
 SCHOOL - Bellevue CC (WA)
 HOW OBTAINED - 28th round of the June, 2001 free-agent draft. Signed May 30, 2002



YR	CLUB	LG	W-L	ERA	G	GS	CG	SHO	SV	IP	H	R	ER	HR	HBP	BB	SO	WP	BK
02	Johnson City	Appy	2-4	3.14	13	12	0	0	0	66.0	58	31	23	8	4	18	61	4	0
	New Jersey	NYP	1-0	0.00	2	2	0	0	0	9.2	6	0	0	0	0	2	8	0	0
03	Peoria	Mid	5-1	2.30	10	10	0	0	0	54.2	37	16	14	0	1	12	57	1	1
	Palm Beach	FSL	1-3	3.94	6	6	0	0	0	32.0	28	14	14	2	1	11	32	2	0
04	Palm Beach	FSL	1-0	5.91	2	2	0	0	0	10.2	10	7	7	2	0	3	11	3	1
05	New Jersey	NYP	0-3	7.98	7	6	0	0	0	14.2	18	18	13	0	5	10	12	3	0
06	Palm Beach	FSL	7-2	2.47	14	14	0	0	0	83.2	75	23	23	0	6	19	55	5	2
	Springfield	Tex	4-2	3.39	13	13	0	0	0	79.2	72	34	30	8	2	31	66	2	0
Minor League Totals			21-15	3.18	67	65	0	0	0	351.0	304	143	124	20	19	106	302	20	4

- 2006 Season:**
- Bounced back from injuries to post a solid season that led to Cardinals Minor League Pitcher of the Year honors
 - Combined to go 11-4 with a 2.92 ERA over 27 starts between Palm Beach (A) and Springfield (AA)
 - Ranked second among Cardinals minor leaguers with a 2.92 ERA, third with 11 wins and fifth with 121 strikeouts
 - Combined to pitch 163.1 innings, 24.1 innings shy of his four-year career total entering 2006
 - Posted quality starts in 19 of his final 25 outings
 - Starting pitcher for the East All-Stars at the Florida State League All-Star Game in Lakeland, FL on 6/17. He allowed an unearned run on one hit in an inning of work
 - Tossed 7.0 innings and allowed two run on seven hits while fanning 10 in the win in his final start at Palm Beach on 6/21 vs. Daytona
 - Won three of four June starts at Palm Beach (3-0, 2.77 ERA) before being promoted to Springfield on 6/23
 - Six of his 13 starts at Springfield resulted in no decisions
 - Combined to allow 15 runs in 40.0 innings in the no decisions (3.38 ERA)
 - Springfield was 6-7 in his 13 overall starts
 - Limited right-handed batters to a .231 batting average (37-for-160) at the Double-A level
 - Opponents batted .229 off him with runners in scoring position

Trey HEARNE • RHP

Height - 6'1 Bats - R Born - 8/19/83 at Lufkin, TX
 Weight - 193 Throws - R Resides - Lufkin, TX
 SCHOOL - Corpus Christi A&M
 HOW OBTAINED - 28th round (860th overall) in the June, 2005 First-Year Player Draft




YR	CLUB	LG	W-L	ERA	G	GS	CG	SHO	SV	IP	H	R	ER	HR	HB	BB	SO	WP	BK
05	New Jersey	NYP	4-2	2.56	24	1	0	0	0	38.2	25	15	11	2	1	12	42	7	0
06	Quad Cities	Mid	12-3	2.25	31	17	0	0	0	128.0	102	42	32	10	0	34	106	9	1
Minor League Totals			16-5	2.32	55	18	0	0	0	166.2	127	57	43	12	1	46	148	16	1

- 2006 Season:**
- His 2.25 ERA was tops among Cardinals minor leaguers and 2nd-best in the Midwest League
 - His 12 wins ranked 2nd in the system and 5th in the league
 - Was 8-3 with a 2.03 ERA in 17 starts with the opposition batting .214 (80-373) off of him
 - Went 2-1 with a 0.87 ERA (31.0 IP / 3 ER) in five June starts
- 2005 Season:**
- Limited opponents to a .181 batting average and averaged 9.78 strikeouts per nine innings, best among the Cards' 2005 draft class

Jarrett HOFFPAUR • 2B

Height - 5'9 Bats - R Born - 6/18/83 at Fort, IN
 Weight - 175 Throws - R Resides - Vidalia, LA
 SCHOOL - University of Southern Mississippi
 HOW OBTAINED - 6th round (180th overall) in the June, 2004 First-Year Player Draft



YR	CLUB	LG	AVG	G	AB	R	H	2B	3B	HR	RBI	SH	SF	HB	BB	SO	SB	CS	E
04	New Jersey	NYP	.361	9	36	8	13	3	0	3	6	0	0	0	3	2	1	0	1
	Peoria	Mid	.268	62	231	34	62	20	1	5	30	0	1	6	29	21	2	4	10
05	Quad Cities	Mid	.313	61	227	27	71	15	1	2	28	1	3	4	21	14	5	1	6
	Palm Beach	FSL	.257	63	226	23	58	10	1	0	19	5	2	0	32	26	11	5	10
06	Springfield	Tex	.249	119	393	55	98	20	1	7	46	5	3	5	54	41	8	6	23
Minor League Totals			.271	314	1113	147	302	68	4	17	129	11	9	15	139	104	27	16	50

- 2006 Season:**
- Averaged a strikeout every 11.22 plate appearances, a ratio that ranked 2nd-best in the Texas League
 - Totaled more walks than strikeouts for the third straight season
 - Batted .326 with four home runs and 20 RBI in 28 July games
- 2005 Season:**
- Ranked 5th among STL minor leaguers with 129 hits and 53 walks
 - His 26 doubles were T-6th most in the Cards minor league system.
 - Belted a dramatic two-out solo HR in the top of the 10th inning for the game and championship-winning run in Game 5 of the FSL finals at Lakeland -- was his first HR at Palm Beach

Jon JAY • OF

Height - 5'11 Bats - L Born - 3/15/85 at Miami, FL
 Weight - 200 Throws - L Resides - Miami, FL
 SCHOOL - University of Miami
 HOW OBTAINED - 2nd round (74th overall) in the June, 2006 First-Year Player Draft



YR	CLUB	LG	AVG	G	AB	R	H	2B	3B	HR	RBI	SH	SF	HP	BB	SO	SB	CS	E
06	Quad Cities	Mid	.342	60	234	42	80	13	3	3	45	1	2	3	28	27	9	4	0
Minor League Totals			.342	60	234	42	80	13	3	3	45	1	2	3	28	27	9	4	0

- 2006 Season:**
- His .342 batting average was tops among players from the Cardinals '06 draft class
 - Ranked 5th-best prospect in the Cardinals system by *Baseball America*
 - Was a First Team All-Atlantic Coast Conference selection and batted .361 for the Miami Hurricanes
 - Cardinals Best Strike-Zone Discipline by *Baseball America Prospect Handbook*

Chris LAMBERT • RHP

Height - 6'1 Bats - R Born - 3/8/83
 Weight - 205 Throws - R Resides - Manchester, NH
 SCHOOL - Boston College

HOW OBTAINED - 1st round (19th overall) in the June, 2004 free-agent draft



YR	CLUB	LG	W-L	ERA	G	GS	CG	SHO	SV	IP	H	R	ER	HR	HB	BB	SO	WP	BK
04	Peoria	Mid	1-1	2.58	9	9	0	0	0	38.1	31	15	11	2	1	24	46	2	0
05	Palm Beach	FSL	7-1	2.63	10	10	0	0	0	54.2	53	20	16	4	5	15	46	6	1
	Springfield	TEX	3-8	6.35	18	18	0	0	0	85.0	97	69	60	10	10	48	69	7	3
06	Springfield	TEX	10-9	5.30	23	23	0	0	0	120.2	126	84	71	20	5	63	113	13	1
	Memphis	PCL	0-1	6.75	1	1	0	0	0	4.0	5	3	3	0	1	0	2	2	0
Minor League Totals			21-20	4.79	61	61	0	0	0	302.2	312	191	161	36	22	150	276	29	5

2006 Season:

- Spent the majority of the season at Double-A Springfield while receiving a spot start at Memphis (AAA)
- His 10 wins ranked tied for fourth among Cardinals minor league hurlers
- Totalled 113 strikeouts, which ranked 5th in the Texas League. Averaged 8.43 strikeouts per 9 innings pitched, also 5th best in the league
- Recorded season high nine-strikeout games on 4/23 vs. Tulsa and 8/5 vs. Arkansas
- Struck out five-or-more batters in 13 of his 24 starts on the season
- Limited Double-A opponents to a .227 batting average with runners in scoring position and a .207 BA w/RISP and 2 outs
- Won three straight starts from 6/11-23, allowing seven earned runs in 19.2 innings (3.20 ERA) with 18 Ks over this span
- Tossed 7.0 shutout innings on 6/16 vs. Tulsa while allowing two hits and fanning eight in the 2-0 Springfield win
- Pitched 4.0 innings and took the loss by allowing three runs on five hits in a spot start for Memphis on 7/21 at Iowa, a 3-1 loss in the second game of a doubleheader
- A pulled muscle in his right biceps sent him to the disabled list on 8/12 and eventually ended his season

Matt LEMANCZYK • OF

Height - 6'2 Bats - R Born - 10/5/80 at Viejo, CA
 Weight - 195 Throws - R Resides - Rockville Center, NY
 SCHOOL - Sacred Heart University (CT)

HOW OBTAINED - 10th round (312th overall) in the June, 2002 First-Year Player Draft



YR	CLUB	LG	AVG	G	AB	R	H	2B	3B	HR	RBI	SH	SF	HP	BB	SO	SB	CS	E
02	Johnson City	Appy	.239	60	209	38	50	5	2	1	15	4	1	7	15	42	31	6	3
03	Peoria	Mid	.273	125	477	74	130	12	1	1	32	10	4	4	41	83	56	13	5
	Tennessee	Sou	.167	7	12	1	2	0	0	0	1	0	1	0	1	1	1	1	2
04	Palm Beach	FSL	.232	89	302	38	70	7	2	1	25	11	0	5	25	55	33	11	1
05	Quad Cities	Mid	.266	115	413	92	110	20	5	9	47	12	3	10	45	62	48	6	3
06	DID NOT PLAY DUE TO INJURY																		
Minor League Totals			.256	396	1413	243	362	44	10	12	119	38	8	27	126	243	169	37	14

2006 Season:

- Missed season due to a right shoulder injury.
- ### 2005 Season:
- Led all Cards minor leaguers with 48 stolen bases and ranked 2nd with 92 runs
 - Had a 17-game hitting streak from 7/11-29 (26-for-74, .351)
 - Batted .337 (30-for-89) with runners in scoring position and .441 (15-for-34) with runners in scoring position and two outs
- ### 2004 Season:
- His 33 SB ranked 3rd among Cardinals minor leaguers. 2003: 56 SB were tops in the Midwest League
 - His 57 total SBs led all Cards minor leaguers
- ### 2002 Season:
- Led the Appy League with 31 SB

Juan LUCENA • 2B/SS

Height - 5'10 Bats - R Born - 1/20/84 at Lara, Venez.
 Weight - 155 Throws - R Resides - Lara, Venez.
 HOW OBTAINED - Signed by the Cardinals as a non-drafted free agent on 6/6/02



YR	CLUB	LG	AVG	G	AB	R	H	2B	3B	HR	RBI	SH	SF	HP	BB	SO	SB	CS	E
02	VSL Cardinals	VSL	.191	16	47	4	9	1	0	0	3	1	0	0	1	2	0	2	2
03	DSL Cardinals	DSL	.234	64	248	44	58	11	6	0	18	4	4	6	14	9	6	9	13
04	Johnson City	Appy	.332	56	205	35	68	8	1	4	30	3	2	1	11	16	7	3	6
05	Quad Cities	Mid	.301	99	332	39	100	10	0	2	43	7	5	4	12	11	9	5	21
06	Palm Beach	FSL	.288	120	490	58	141	16	2	3	49	16	2	3	21	34	1	2	18
Minor League Totals			.284	355	1322	180	376	46	9	9	143	31	13	14	59	72	23	21	60

2006 Season:

- Averaged a strikeout every 15.65 plate appearances, best in the FSL.
- It was the second straight year he led his league in this category

2005 Season:

- His .301 batting average ranked 6th among Cardinals' full-season minor league players
- Named the Cardinals minor league Player of the Month for June after batting .400 (40-for-100) with 16 runs scored and 22 RBI in 24 games
- Touted as the best defensive infielder in a "Best Tools" survey of the STL minor league system by *Baseball America*.

2004 Season:

- Named to the Appalachian League all-star team...was the Appalachian League's batting champion with a .332 BA, which also topped all Cardinals minor leaguers

Amauri MARTI • OF

Height - 6'1 Bats - R Born - 09/02/1978
 Weight - 212 Throws - R Resides - Cuba
 HOW OBTAINED - 18th round of the June, 2006 First-Year Player Draft



YR	CLUB	LG	AVG	G	AB	R	H	2B	3B	HR	RBI	SH	SF	HP	BB	SO	SB	CS	E
06	Palm Beach	FSL	.282	20	85	17	24	6	0	4	16	0	0	0	9	26	3	1	0
	Springfield	TEX	.227	40	132	17	30	4	0	6	13	0	0	4	13	41	1	1	0
Minor League Totals			.249	60	217	34	54	10	0	10	29	0	0	4	22	67	4	2	0

2006 Season:

- Made professional debut for Palm Beach on June 12th, hitting a solo home run against St. Lucie
- Made Double-A debut on July 7 at Tulsa, collecting a pinch-hit single in his only at-bat
- Hit first Double-A home run on July 23 vs Arkansas
- Hit .345 (29-84) with 4 HRs and 14 RBI in 21 games for Peoria of Arizona Fall League

Jose MARTINEZ • 2B

Height - 5'11 Bats - R Born - 1/24/86 at Carabobo, Venez.
 Weight - 175 Throws - R Resides - Carabobo, Venez.
 HOW OBTAINED - Signed by the Cardinals to a 2005 contract as a non-drafted free agent on 12/15/04



YR	CLUB	LG	AVG	G	AB	R	H	2B	3B	HR	RBI	SH	SF	HP	BB	SO	SB	CS	E
05	Johnson City	Appy	.300	55	150	28	45	8	2	6	31	1	1	2	20	15	9	2	9
06	Quad Cities	Mid	.270	91	326	47	88	20	2	8	36	0	4	8	18	26	7	6	14
Minor League Totals			.279	146	476	75	133	28	4	14	67	1	5	10	38	41	16	8	23

2006 Season:

- Hit home runs in three consecutive games from 5/17-5/19 against Cedar Rapids
- Batted .327 in July with 3 HRs and 15 RBI in 27 games

Joe MATHER • 3B/OF

Height - 6'4 Bats - R Born - 7/23/82 at Sand Point, ID
 Weight - 195 Throws - R Resides - Phoenix, AZ
 SCHOOL - Mount Point HS
 HOW OBTAINED - 3rd round (104th overall) of the June, 2001 First-Year Player Draft



YR	CLUB	LG	AVG	G	AB	R	H	2B	3B	HR	RBI	SH	SF	HP	BB	SO	SB	CS	E
01	Johnson City	Appy	.248	45	165	25	41	3	0	5	21	1	2	3	7	60	2	2	8
02	Johnson City	Appy	.232	62	224	29	52	15	2	8	39	0	2	3	27	57	9	1	20
03	New Jersey	NYP	.230	65	196	23	45	12	1	2	22	3	0	6	18	38	4	4	3
04	Peoria	Mid	.253	65	241	34	61	18	2	7	31	0	0	5	24	70	3	3	7
	New Jersey	NYP	.125	3	8	0	1	0	0	0	0	0	0	0	2	2	0	1	
05	Quad Cities	Mid	.220	54	209	30	46	15	2	9	33	0	2	3	20	49	0	0	4
	Palm Beach	FSL	.275	57	200	37	55	12	2	8	27	3	1	9	12	39	4	0	4
06	Palm Beach	FSL	.269	124	443	64	119	33	1	16	74	3	4	8	36	91	9	0	6
Minor League Totals			.249	475	1686	242	420	108	10	55	247	10	11	37	144	406	33	10	53

2006 Season:

- Hit home runs in three consecutive games from 6/21-6/23 against Daytona and Brevard County respectively
- Had just four home runs in first half, but hit 12 of his career-high 16 homers after 6/20
- Collected career-best 74 RBI, while appearing in career-high 124 games

Kyle McCLELLAN • RHP

Height - 6'2 Bats - R Born - 6/12/84 at Florissant, MO
 Weight - 185 Throws - R Resides - Florissant, MO
 SCHOOL - Hazelwood West HS
 HOW OBTAINED - 25th round (762nd overall) in the June, 2002 First-Year Player Draft



YR	CLUB	LG	W-L	ERA	G	GS	CG	SHO	SV	IP	H	R	ER	HR	HB	BB	SO	WP	BK
02	Johnson City	Appy	0-2	11.25	7	3	0	0	0	12.0	17	17	15	3	1	7	8	3	0
03	Johnson City	Appy	3-6	3.99	12	12	0	0	0	67.2	74	34	30	4	5	16	44	5	0
04	Peoria	Mid	4-12	5.34	24	24	1	0	0	128.0	143	85	76	12	14	34	84	18	0
05	Quad Cities	Mid	1-4	4.83	17	8	0	0	1	54.0	59	33	29	4	6	26	36	7	0
06	Johnson City	Appy	0-1	9.45	3	3	0	0	0	6.2	7	7	7	0	1	3	4	0	0
Minor League Totals			8-25	5.27	63	50	1	0	1	268.1	300	176	157	23	27	86	176	33	0

2006 Season:

- Limited to three starts due to injury
- Right elbow surgery ended his season

Mark McCORMICK • RHP

Height - 6'2 Bats - R Born - 10/15/83 at Clear Lake, TX
 Weight - 195 Throws - R Resides - League City, TX
 SCHOOL - Baylor University
 HOW OBTAINED - Supplemental 1st round (43rd overall) in the June, 2005 First-Year Player Draft



YR	CLUB	LG	W-L	ERA	G	GS	CG	SHO	SV	IP	H	R	ER	HR	HB	BB	SO	WP	BK
05	New Jersey	NYP	0-0	0.00	2	2	0	0	0	6.0	1	0	0	0	0	3	10	1	0
	Quad Cities	Mid	1-2	5.48	9	9	0	0	0	42.2	41	27	26	4	5	28	45	4	1
06	Quad Cities	Mid	2-4	3.78	11	11	0	0	0	52.1	38	25	22	3	5	38	63	3	0
	Palm Beach	FSL	0-0	11.25	2	2	0	0	0	4.0	5	5	5	0	0	3	5	1	0
Minor League Totals			3-6	4.54	24	24	0	0	0	105.0	85	57	53	7	10	72	123	9	1

2006 Season:

- Nagged by shoulder inflammation in his first full season
- Had postseason surgery to clean the shoulder joint

2005 Season:

- His 10.17 strikeouts per nine innings led all Cards minor league starters
- Rated the 5th-best Cardinals prospect by *Baseball America*

Mike McCOY • 2B

Height - 5'9 Bats - R Born - 4/2/81 at San Diego, CA
 Weight - 175 Throws - R Resides - El Cajon, CA
 SCHOOL - University of San Diego
 HOW OBTAINED - 34th round (1,032nd overall) of the June, 2002 First-Year Player Draft



YR	CLUB	LG	AVG	G	AB	R	H	2B	3B	HR	RBI	SH	SF	HP	BB	SO	SB	CS	E
02	Johnson City	Appy	.312	50	154	46	48	9	1	4	22	2	1	3	42	23	18	7	15
03	Peoria	Mid	.252	131	464	67	117	16	5	5	46	10	3	16	51	77	24	10	25
04	Peoria	Mid	.216	55	194	26	42	8	3	2	17	8	2	3	24	35	9	3	13
	Palm Beach	FSL	.301	61	176	34	53	12	1	2	23	2	1	5	31	32	7	4	11
	Tennessee	Sou	.000	3	6	0	0	0	0	0	0	0	0	0	0	3	0	0	0
05	Palm Beach	FSL	.270	86	282	47	76	13	2	1	27	8	3	3	36	56	18	3	13
	Springfield	Tex	.143	5	14	1	2	0	0	0	1	0	1	1	0	5	0	0	0
06	Springfield	Tex	.249	129	474	64	118	14	2	3	37	16	0	7	62	98	30	9	30
Minor League Totals			.259	520	1764	285	456	72	14	17	173	46	11	38	246	329	106	36	107

2006 Season:

- His 30 stolen bases ranked 2nd in the St. Louis minor league system and 3rd in the Texas League

2005 Season:

- Ranked T-6th in the Cards minor-league system with 18 stolen bases

2002 Season:

- Named to the Appalachian all-star team
- Ranked 4th in the league with 42 walks and a .465 OBP

Jason MOTTE • P

Height - 6'0 Bats - R Born - 6/22/82
 Weight - 198 Throws - R Resides - Johnson City, TN
 SCHOOL - Iona College
 HOW OBTAINED - 19th round selection in June 2003, First-Year Player Draft




YR	CLUB	LG	W-L	ERA	G	GS	CG	SHO	SV	IP	H	R	ER	HR	HB	BB	SO	WP	BK
06	State College	NYP	1-2	3.08	21	0	0	0	8	26.1	30	12	9	1	0	4	25	0	0
	Quad Cities	Mid	1-1	4.97	8	0	0	0	0	12.2	16	8	7	1	1	3	13	0	0
Minor League Totals			2-3	3.69	29	0	0	0	8	39.0	46	20	16	2	1	7	38	0	0

2006 Season:

- Converted from catcher to pitcher in May, after first three-plus years of career
- Earned first career save in pitching debut on 6/21 at Williamsport
- Didn't allow an earned run over final seven appearances in New York-Penn League
- In only game for Springfield, went 3-3 on 4/22 vs Tulsa
- Was a career .190 hitter with four homers and 54 RBI in 219 career games

Dan NELSON • 3B/2B

Height - 5'11 Bats - S Born - 2/12/84 at Los Angeles, CA
 Weight - 180 Throws - R Resides - Los Angeles, CA
 SCHOOL - Los Angeles Pierce College
 HOW OBTAINED - 13th round (390th overall) in the June, 2004 First-Year Player Draft



YR	CLUB	LG	AVG	G	AB	R	H	2B	3B	HR	RBI	SH	SF	HP	BB	SO	SB	CS	E
04	Johnson City	Appy	.258	42	124	20	32	9	2	0	11	1	1	2	13	31	6	1	11
05	New Jersey	NYP	.283	52	187	24	53	10	3	0	22	0	4	3	17	31	2	5	14
06	Quad Cities	Mid	.253	129	486	76	123	25	3	7	48	9	4	6	63	87	27	13	38
Minor League Totals			.261	223	797	120	208	44	8	7	81	10	9	11	93	149	35	19	63

2006 Season:

- His 27 stolen bases ranked 4th-most in the Cardinals minor league system
- Hit .330 in May (31-94)

Tyler **NORRICK** • LHP

Height - 6'3 Bats - L Born - 9/27/83 at St. Louis, MO
 Weight - 190 Throws - L Resides - Festus, MO
 SCHOOL - University of Southern Illinois-Carbondale
 HOW OBTAINED - 6th round (196th overall) in the June, 2006 First-Year Player Draft

YR	CLUB	LG	W-L	ERA	G	GS	CG	SHO	SV	IP	H	R	ER	HR	HB	BB	SO	WP	BK
06	State College	NYP	1-0	2.25	1	0	0	0	0	4.0	4	1	1	0	0	0	9	0	0
	Quad Cities	Mid	2-2	3.72	13	12	0	0	1	65.1	60	28	27	3	4	35	60	2	2
Minor League Totals			3-2	3.63	14	12	0	0	1	69.1	64	29	28	3	4	35	69	2	2

2006 Season:

- ♦ Fanned nine in just four innings pitched in professional debut and only New York-Penn League game on 6/21 at Williamsport
- ♦ Matched career high with nine K's over four innings, earning first professional save on 8/8 vs Clinton

2005 Season:

- ♦ Selected by Toronto in the 17th round of the 2005 draft but did not sign, returning to college for his senior season.

Kevin **OOL** • LHP

Height - 5'11 Bats - L Born - 1/4/81 at Middletown, NY
 Weight - 185 Throws - L Resides - New York, NY
 SCHOOL - Marist College
 HOW OBTAINED - Acquired by the Cardinals, along with OF Carlos De La Cruz, from Boston on 3/29/05 to complete the Mike Myers trade

YR	CLUB	LG	W-L	ERA	G	GS	CG	SHO	SV	IP	H	R	ER	HR	HB	BB	SO	WP	BK
03	Lowell	NYP	3-1	2.56	25	0	0	0	1	38.2	37	14	11	2	1	5	33	0	0
04	Augusta	SAL	3-2	4.76	27	0	0	0	1	45.1	56	28	24	3	0	11	36	4	0
	Sarasota	FSL	0-0	3.18	2	0	0	0	0	5.2	5	2	2	0	0	2	5	0	0
05	Quad Cities	Mid	9-2	2.15	30	0	0	0	3	37.2	25	10	9	1	3	8	22	5	0
	Palm Beach	FSL	1-0	1.37	12	0	0	0	0	19.2	16	5	3	0	0	3	17	1	1
	Springfield	Tex	1-0	6.63	14	0	0	0	0	19.0	26	16	14	1	0	8	13	3	0
06	Springfield	Tex	3-3	4.10	45	2	0	0	0	83.1	84	43	38	10	4	20	43	6	0
Minor League Totals			20-8	3.65	155	2	0	0	5	249.1	249	118	101	17	8	57	169	19	1

2005 Season:

- ♦ Named a mid-season and postseason Midwest League All-Star
- ♦ Did not appear at the Midwest League All-Star Game due to recall to Palm Beach
- ♦ His 56 games pitched were T-5th most among Cardinals farmhands and his combined 3.07 ERA 6th among Cards full-season relievers

Adam **OTTAVINO** • RHP

Height - 6'5 Bats - R Born - 11/22/85 at New York, NY
 Weight - 215 Throws - R Resides - Jupiter, FL
 SCHOOL - Northeastern University
 HOW OBTAINED - 1st round (30th overall) in the June, 2006 First-Year Player Draft

YR	CLUB	LG	W-L	ERA	G	GS	CG	SHO	SV	IP	H	R	ER	HR	HB	BB	SO	WP	BK
06	State College	NYP	2-2	3.14	6	6	0	0	0	28.2	23	12	10	1	1	13	26	0	0
	Quad Cities	Mid	2-3	3.44	8	8	0	0	0	36.2	28	21	14	3	4	19	38	3	0
Minor League Totals			4-5	3.31	14	14	0	0	0	65.1	51	33	24	4	5	32	64	3	0

2006 Season:

- ♦ Did not allow an earned run in his first 19.2 professional innings pitched
- ♦ Named New York-Penn League Pitcher of the Week for 7/3-9 when he won two starts without allowing an earned run in 12.1 innings while allowing just three hits and fanning 11
- ♦ Limited #1 ranked Georgia Tech to two hits and fanned 12 in a 2-1 loss on 3/7...tossed a 14-strikeout no-hitter for Northeastern against James Madison on 4/7

Matt **PAGNOZZI** • C

Height - 6'2 Bats - R Born - 11/10/82 at Miami, AZ
 Weight - 205 Throws - R Resides - Mesa, AZ
 SCHOOL - Central Arizona Junior College
 HOW OBTAINED - 8th round (245th overall) in the June, 2003 First-Year Player Draft

YR	CLUB	LG	AVG	G	AB	R	H	2B	3B	HR	RBI	SH	SF	HP	BB	SO	SB	CS	E
03	New Jersey	NYP	.178	59	152	13	27	4	1	1	19	3	2	5	23	42	3	2	3
04	Peoria	Mid	.209	74	215	29	45	10	1	0	14	4	0	5	15	54	4	1	3
05	Palm Beach	FSL	.193	61	187	14	36	11	0	1	18	2	0	2	20	49	3	2	4
	Springfield	Tex	.139	15	36	3	5	1	0	0	1	0	0	1	3	8	0	0	2
06	Palm Beach	FSL	.216	77	268	25	58	15	3	3	27	2	0	5	20	67	0	1	3
Minor League Totals			.199	286	858	84	171	41	5	5	79	11	2	18	81	220	10	6	15

2006 Season:

- ♦ Threw out 41-of-87 attempted base stealers - the .471 percentage ranked 4th in the Florida State League
- ♦ Cardinals Best Defensive Catcher by *Baseball America Prospect Handbook*

Mike **PARISI** • RHP

Height - 6'3 Bats - R Born - 4/18/83
 Weight - 215 Throws - R Resides - Lake Grove, NY
 SCHOOL - Manhattan College
 HOW OBTAINED - 9th round (270th overall) of the June 2004 free-agent draft

YR	CLUB	LG	W-L	ERA	G	GS	CG	SHO	SV	IP	H	R	ER	HR	HB	BB	SO	WP	BK
03	New Jersey	NYP	4-2	4.46	7	7	0	0	0	36.1	40	18	18	3	1	6	26	1	0
04	Peoria	Mid	1-1	3.28	6	6	0	0	0	35.2	30	16	13	1	4	15	36	2	0
05	Quad Cities	Mid	5-5	4.08	14	14	0	0	0	86.0	98	42	39	5	4	25	66	2	2
	Palm Beach	FSL	5-6	3.23	13	13	1	0	0	78.0	79	31	28	6	4	22	63	3	0
06	Springfield	TEX	9-8	4.60	27	27	0	0	0	150.2	168	92	77	13	5	63	107	7	0
Minor League Totals			24-22	4.07	67	67	1	0	0	386.2	415	199	175	28	18	131	298	15	2

2006 Season:

- ♦ Matched a team-high with 27 starts at Double-A Springfield
- ♦ The 27 starts ranked T-3rd in the Texas League
- ♦ Sported 12 quality starts, with four straight from 7/28-8/14 (3-0, 1.73 ERA)
- ♦ Fanned 23 batters in his first 16.2 innings spanning his initial three starts
- ♦ Had nine starts with six-or-more strikeouts
- ♦ Struck out a season-high 10 batters and pitched 7.0 shutout innings while allowing two hits in a no-decision in a 2-0 win on 6/13 vs. Arkansas
- ♦ Combined to go 6-3 in 12 starts in July and August with a 4.25 ERA
- ♦ Made nine relief appearances for Peoria of the Arizona Fall League and did not record a decision while posting a 7.88 ERA

Chris **PEREZ** • RHP

Height - 6'4 Bats - R Born - 7/1/85 at Bradenton, FL
 Weight - 225 Throws - R Resides - Miami, FL
 SCHOOL - University of Miami
 HOW OBTAINED - Supplemental 1st round (42nd overall) in the June, 2006 First-Year Player Draft

YR	CLUB	LG	W-L	ERA	G	GS	CG	SHO	SV	IP	H	R	ER	HR	HB	BB	SO	WP	BK
06	Quad Cities	Mid	2-0	1.84	25	0	0	0	12	29.1	20	9	6	0	4	19	32	9	0
Minor League Totals			2-0	1.84	25	0	0	0	12	29.1	20	9	6	0	4	19	32	9	0

2006 Season:

- ♦ His 12 saves ranked 4th in the Cardinals minor league system and were tops among players from the '06 draft class.
- ♦ Limited right-handed batters to a .159 batting average
- ♦ Did not allow an earned run in 14 of his last 15 outings, including 10 straight from 7/28-8/24 (14.1 IP)
- ♦ Rated the 3rd-best Cardinals prospect by *Baseball America*
- ♦ At Miami, was a Second Team All-Atlantic Coast Conference and a semi-finalist for the NCBWA Stopper of the Year Award

Stuart POMERANZ • RHP

Height - 6'7 Bats - R Born - 12/17/84 at Dallas, TX
 Weight - 220 Throws - R Resides - Collierville, TN
 SCHOOL - Houston HS
 HOW OBTAINED - 2nd round (65th overall) in the June, 2003 First-Year Player Draft



YR	CLUB	LG	W-L	ERA	G	GS	CG	SHO	SV	IP	H	R	ER	HR	HB	BB	SO	WP	BK
03	Johnson City	Appy	1-1	6.14	4	3	0	0	0	14.2	13	10	10	2	3	4	14	0	0
04	Peoria	Mid	12-4	3.55	17	17	0	0	0	101.1	95	59	40	10	8	25	88	6	1
05	Palm Beach	FSL	2-5	3.35	8	8	0	0	0	48.1	56	26	18	1	3	10	29	2	0
	Springfield	Tex	5-6	5.29	18	18	0	0	0	98.2	110	65	58	12	5	40	66	6	0
06	Springfield	Tex	7-4	4.39	18	18	0	0	0	98.1	107	50	48	13	1	30	64	4	0
Minor League Totals			27-20	4.33	65	64	0	0	0	361.1	381	210	174	38	20	109	261	18	1

2006 Season:
 • Made six starts for Peoria in the Arizona Fall League and went 1-2 with a 9.00 ERA (17.0 IP / 17 ER).

2005 Season:
 • Ranked as the Cardinals 10th-best prospect by *Baseball America*
 • 147.0 innings pitched ranked 7th among Cards farmhands
 • Went 3-1 with a 2.38 ERA (34.0 IP/ 9 ER) over his last five starts with 23 strikeouts

2004 Season:
 • Led all Cardinals minor leaguers with 12 wins...*Baseball America's* fifth-best Cardinals prospect

Robert RANSOM • RHP

Height - 6'3 Bats - R Born - 8/25/81 at Atlanta, GA
 Weight - 225 Throws - R Resides - Washington, DC
 SCHOOL - Vanderbilt University
 HOW OBTAINED - Signed by the Cardinals as a previously released free agent on 2/8/07



YR	CLUB	LG	W-L	ERA	G	GS	CG	SHO	SV	IP	H	R	ER	HR	HB	BB	SO	WP	BK
04	Daytona	FSL	1-0	1.57	5	2	0	0	1	23.0	18	5	4	1	0	5	13	0	0
	West Tennessee	Sou	0-0	4.91	1	1	0	0	0	3.2	3	2	2	0	0	1	4	1	0
	Lansing	Mid	5-2	2.47	11	9	1	0	0	62.0	53	21	17	3	1	6	37	3	0
05	DID NOT PITCH DUE TO INJURY																		
06	DID NOT PITCH DUE TO INJURY																		
Minor League Totals			6-2	2.33	17	12	1	0	1	88.2	74	28	23	4	1	12	54	4	0

2005 Season:
 • Had surgery to repair torn labrum in right arm

2004 Season:
 • Drafted by Chicago Cubs in 23rd round and appeared at three levels before being shut down with shoulder injury

Colby RASMUS • OF

Height - 6'2 Bats - R Born - 8/11/86
 Weight - 193 Throws - R Resides - Phenix City, AL
 SCHOOL - Russell County HS (AL)
 HOW OBTAINED - 1st round (28th player overall) of the June 2005 draft



YR	CLUB	LG	AVG	G	AB	R	H	2B	3B	HR	RBI	SH	SF	HP	BB	SO	SB	CS	E
05	Johnson City	Appy	.296	62	216	47	64	16	5	7	27	1	3	3	21	73	13	3	4
06	Quad Cities	Mid	.310	78	303	49	94	22	3	11	50	3	3	3	29	55	17	5	7
	Palm Beach	FSL	.254	53	193	22	49	4	5	5	35	0	2	3	27	35	11	3	3
Minor League Totals			.291	193	712	118	207	42	13	23	112	4	8	9	77	163	41	11	14

2006 Season:
 • Climbed to High-A ball in his second professional season en route to being named Cardinals Minor League Player of the Year
 • Combined to bat .288 with 16 HRs in 131 games split between Quad Cities (A) and Palm Beach (A)
 • Led all Cardinals farmhands with 85 RBI. His 28 stolen bases ranked third among STL minor leaguers
 • Selected to play in the Midwest League All-Star Game held in Quad Cities on 6/20
 • He doubled with a pair of hits in the start in RF and was the only player on the West side to have two hits
 • Began the season at Quad Cities and appeared in 78 games. Started in center field 74 times and was the DH in four games
 • Was 2-for-30 (.067) in his first seven games but then batted .397 (29-for-73) over his next 16, including an 11-game hitting streak from 4/19-5/1 that featured nine multi-hit efforts
 • Posted a .330 (33-for-100) batting average in May, earning Cardinals Minor League Player of the Month honors
 • Batted .355 (44-for-124) with runners on base at Quad Cities
 • Fashioned a 12-game hitting streak from 6/6-17 (.364, 16-for-44)
 • Was promoted to Palm Beach on 7/3.
 • Had one hit in his first 17 at-bats at Palm Beach before stringing an eight-game hitting streak from 7/9-16 (.300, 9-for-30)
 • Had a stretch of four consecutive multi-hit games from 8/10-14 (.588, 10-for-17), including a four-hit game on 8/11 vs. Jupiter
 • In his final 26 games, batted .300 (27-for-90) with two HR and 19 RBI

Cory RAUSCHENBERGER • RHP

Height - 6'1 Bats - R Born - 7/31/84 at Montgomery, AL
 Weight - 185 Throws - R Resides - Marbury, AL
 SCHOOL - Alabama Southern CC
 HOW OBTAINED - 37th round (1,130th overall) in the June, 2005 First-Year Player Draft



YR	CLUB	LG	W-L	ERA	G	GS	CG	SHO	SV	IP	H	R	ER	HR	HB	BB	SO	WP	BK
05	Johnson City	Appy	0-0	9.00	2	0	0	0	0	2.0	4	2	2	1	0	1	2	0	0
	New Jersey	NYP	0-2	1.98	11	0	0	0	1	13.2	6	4	3	1	1	8	11	1	0
	Quad Cities	Mid	2-2	5.47	18	0	0	0	0	24.2	24	17	15	1	1	13	19	4	0
06	Quad Cities	Mid	8-5	3.16	17	17	1	1	0	99.2	87	47	35	5	5	29	51	8	0
	Palm Beach	FSL	5-3	3.45	8	8	0	0	0	47.0	45	23	18	2	2	13	30	1	1
Minor League Totals			15-12	3.51	56	25	1	1	0	187.0	166	93	73	10	9	64	113	14	1

2006 Season:
 • Combined to go 13-8 with a 3.25 ERA in his first professional season as a starter
 • Led all Cardinals minor leaguers with 13 wins and his 3.25 ERA was 5th lowest
 • Tossed a complete-game, nine-inning shutout on 6/18 vs. Wisconsin in which he allowed three hits
 • Won four of his last five starts at Palm Beach (2.27 ERA)
 • Changed last name from Meacham to Rauschenberger during past off-season

Juan RICHARDSON • 1B/3B

Height - 6'1 Bats - R Born - 1/27/79 at Bani, DR
 Weight - 175 Throws - R Resides - Bani, DR
 HOW OBTAINED - Signed by the Cardinals as a minor league free agent on 1/11/06



YR	CLUB	LG	AVG	G	AB	R	H	2B	3B	HR	RBI	SH	SF	HP	BB	SO	SB	CS	E
99	GCL Phillies	GCL	.226	46	164	27	37	14	0	5	23	1	3	5	11	46	7	6	9
	Piedmont	SAL	.167	4	12	0	2	1	0	0	2	1	0	0	1	5	0	0	0
	Batavia	NYP	.125	7	24	1	3	0	0	1	2	0	0	1	2	8	0	1	4
00	Piedmont	SAL	.242	43	149	19	36	11	0	2	15	0	0	2	17	43	0	1	11
	Batavia	NYP	.154	10	39	0	6	2	0	0	2	0	0	0	3	15	0	0	2
01	Lakewood	SAL	.240	*137	505	68	121	31	2	22	83	1	5	15	51	147	7	9	26
02	Clearwater	FSL	.257	122	456	52	117	21	2	18	83	0	2	14	44	122	0	6	21
03	Reading	EL	.270	65	248	37	67	9	0	15	34	2	2	5	17	69	2	1	16
04	Clearwater	FSL	.220	43	159	9	35	7	0	4	12	0	0	0	5	44	0	2	0
	Reading	EL	.282	18	71	10	20	1	0	5	13	0	1	1	1	16	0	1	5
05	Reading	EL	.249	122	385	51	96	15	1	15	51	0	2	4	34	108	0	4	19
06	Springfield	Tex	.311	121	444	71	138	31	1	17	78	1	3	7	46	114	0	7	7
	Minor League Totals		.255	738	2656	345	678	143	6	104	398	6	18	54	232	737	16	38	120

2006 Season:

- His .311 batting average was tops among Cardinals full season minor leaguers
- Ranked 7th in the Texas League in batting average
- Drove in 78 runs, 3rd-most in the Cards minor league system

2005 Season:

- Spent the season at Double-A Reading on the Phillies' 40-man roster

Shane ROBINSON • OF

Height - 5'9 Bats - R Born - 10/30/84 at Tampa, FL
 Weight - 160 Throws - R Resides - Lutz, FL
 SCHOOL - Florida State University
 HOW OBTAINED - 5th round (166th overall) in the June, 2006 First-Year Player Draft



YR	CLUB	LG	AVG	G	AB	R	H	2B	3B	HR	RBI	SH	SF	HP	BB	SO	SB	CS	E
06	Quad Cities	Mid	.282	63	252	41	71	9	2	0	21	1	2	6	20	20	13	3	1
	Minor League Totals		.282	63	252	41	71	9	2	0	21	1	2	6	20	20	13	3	1

2006 Season:

- Named First Team All-Atlantic Coast Conference at Florida State
- Was a Brooks Wallace Award and Dick Howser Trophy semifinalist

2005 Season:

- Compiled a 40-game hitting streak at FSU, snapping J.D. Drew's school record of 34
- First player in school history to have 100 hits and steal 40 bases in the same season
- Was named Collegiate Baseball's National National Player of the Year

Randy ROTH • 3B

Height - 6'1 Bats - R Born - 3/5/82 at Metairie, LA
 Weight - 205 Throws - R Resides - Madisonville, LA
 SCHOOL - Southeastern Louisiana University
 HOW OBTAINED - 10th round (320th overall) in the June, 2005 First-Year Player Draft



YR	CLUB	LG	AVG	G	AB	R	H	2B	3B	HR	RBI	SH	SF	HP	BB	SO	SB	CS	E
05	Johnson City	Appy	.328	35	119	27	39	13	1	7	27	0	4	4	6	24	3	1	8
	New Jersey	NYP	.244	32	119	8	29	6	1	3	14	1	1	1	6	21	0	2	4
06	Quad Cities	Mid	.307	97	384	57	118	25	2	18	67	0	4	10	20	49	9	6	17
	Palm Beach	FSL	.295	30	105	17	31	10	0	2	13	0	0	4	8	12	0	0	1
	Minor League Totals		.298	194	727	109	217	54	4	30	121	1	9	19	40	106	12	9	30

2006 Season:

- His combined .305 batting average ranked 5th in the Cardinals minor league system and his 20 home runs T-3rd
- Was Cardinals Minor League Player of the Month for June when he batted .327 with five home runs and 18 RBI
- Compiled a 19-game hitting streak from 4/21-5/10 (.327 BA, 8 HR, 21 RBI), which was one game shy of matching Quad Cities' franchise record
- Ranked 4th in the Midwest League with a .307 BA and 4th in HRs
- Went 1-for-2 with an RBI double as the West squad's designated hitter in the Midwest League All-Star Game
- Named a postseason Midwest League All-Star at designated hitter

2005 Season:

- .508 slugging percentage ranked 3rd-best among the Cardinals 2005 draft class

Casey ROWLETT • 2B/OF

Height - 5'8 Bats - R Born - 2/8/83 at Midwest City, OK
 Weight - 175 Throws - R Resides - Jones, OK
 SCHOOL - University of Arkansas
 HOW OBTAINED - 32nd round (980th overall) in the June, 2005 First-Year Player Draft




YR	CLUB	LG	AVG	G	AB	R	H	2B	3B	HR	RBI	SH	SF	HP	BB	SO	SB	CS	E
05	New Jersey	NYP	.252	36	139	18	35	8	1	0	9	1	0	1	18	24	4	4	7
	Quad Cities	Mid	.213	21	61	5	13	3	0	1	10	0	0	0	6	10	0	0	3
06	Quad Cities	Mid	.269	118	442	74	119	30	1	5	58	5	7	6	41	68	20	8	17
	Minor League Totals		.260	175	642	97	167	41	2	6	77	6	7	7	65	102	24	12	27

2006 Season:

- Had a career high, 20 stolen bases in 2006 for the Swing
- Had 37 multi-hit games in 2006 for the Swing

Chris RUSS • RHP

Height - 5'11 Bats - R Born - 3/27/79 at Kerrville, TX
 Weight - 185 Throws - R Resides - Comfort, TX
 SCHOOL - Texas A&M
 HOW OBTAINED - Contract purchased from the Edinburg club of the Central League on 9/23/03



YR	CLUB	LG	W-L	ERA	G	GS	CG	SHO	SV	IP	H	R	ER	HR	HB	BB	SO	WP	BK
01	Staten Island	NYP	1-2	1.88	20	0	0	0	12	24.0	15	7	5	1	0	4	21	0	0
02	Greensboro	SAL	1-4	5.65	24	0	0	0	4	28.2	33	24	18	2	4	19	23	4	0
	GCL Yankees	GCL	1-0	5.40	5	0	0	0	0	8.1	4	5	5	0	0	6	6	1	0
	Staten Island	NYP	0-0	4.70	4	0	0	0	0	7.2	7	4	4	1	0	2	6	0	0
03	Edinburg	Cent	8-4	2.25	43	0	0	0	17	52.0	30	16	13	3	1	22	42	1	0
04	Palm Beach	FSL	0-0	0.00	7	0	0	0	5	8.0	4	0	0	0	1	2	2	1	0
05	Palm Beach	FSL	2-3	5.35	29	0	0	0	0	37.0	44	29	22	1	2	11	19	3	1
06	Springfield	Tex	4-4	4.17	55	0	0	0	0	73.1	77	38	34	3	5	25	50	6	0
	Minor League Totals		17-17	3.80	187	0	0	0	38	239.0	214	123	101	11	13	91	169	16	1

2006 Season:

- Had a career high 50 strikeouts in 2006
- Allowed only 3 home runs in 55 appearances in 2006

Brendan RYAN • SS

Height - 6'2 Bats - R Born - 03/26/82
 Weight - 195 Throws - R Resides - Los Angeles, CA
 SCHOOL - Lewis-Clark St. CC
 HOW OBTAINED - 7th round (215th player overall) of the June 2003 free-agent draft

YR	CLUB	LG	AVG	G	AB	R	H	2B	3B	HR	RBI	SH	SF	HP	BB	SO	SB	CS	E
03	New Jersey	NYP	.311	53	193	20	60	14	4	0	13	1	2	3	14	25	11	3	14
04	Peoria	Mid	*.322	105	426	72	137	21	4	2	59	9	9	4	24	42	30	7	31
05	Palm Beach	FSL	.303	49	188	29	57	17	0	1	16	4	0	0	15	20	8	1	17
	Springfield	Tex	.273	43	154	28	42	8	1	2	9	2	1	2	15	19	6	0	12
06	State College	NYP	.235	8	34	5	8	0	0	0	3	1	2	0	3	4	1	0	2
	Palm Beach	FSL	.429	3	14	2	6	1	0	0	1	0	0	0	0	2	1	0	0
	Springfield	TEX	.302	10	43	6	13	1	0	0	3	1	0	0	3	6	1	1	2
	Memphis	PCL	.154	7	26	4	4	0	0	1	6	0	0	0	1	3	1	0	1
Minor League Totals			.303	278	1078	166	327	62	9	6	110	18	14	9	75	121	59	12	79

2006 Season:

- A wrist injury suffered in spring training limited him to 28 games spread among four stops in the minors
- Was activated from the disabled list on 8/18 after 11 games of rehab at State College (A) and Palm Beach (A)
- Combined to go 14-for-48 (.292) at his stops in State College and Palm Beach
- Went 4-for-5 with two runs on 8/16 at Lakeland in his final game at Palm Beach
- Had hits in nine of his 10 games played at Springfield (AA) from 8/18-28. Batted .500 in his final three games (6-for-12)
- Closed out his season by starting seven games at shortstop for Memphis (AAA) from 8/29-9/4
- Went 2-for-3 with two runs, a grand slam (off Ezequiel Astacio) and season-high four RBI on 8/30 at Round Rock
- Appeared in 28 games for Peoria in the Arizona Fall League and batted .310 (39-for-126) with two home runs, 19 runs and 20 RBI
- His 39 hits were tied for tops in the league
- Collected two four-hit games and hit safely in his first eight AFL games (.425 BA) and 10 of his first 11 (.396).

Matt SCHERER • RHP

Height - 6'5 Bats - R Born - 1/20/83 at Poughkeepsie, NY
 Weight - 230 Throws - R Resides - Wappinger Falls, NY
 SCHOOL - Le Moyne College
 HOW OBTAINED - 16th round (480th overall) in the June, 2004 First-Year Player Draft

YR	CLUB	LG	W-L	ERA	G	GS	CG	SHO	SV	IP	H	R	ER	HR	HB	BB	SO	WP	BK
04	Johnson City	Appy	2-5	4.03	13	12	0	0	0	60.1	62	36	27	7	2	16	43	6	0
05	Quad Cities	Mid	9-8	3.96	24	24	0	0	0	134.0	146	74	59	15	7	43	96	10	0
06	Palm Beach	FSL	9-5	3.25	53	0	0	0	0	80.1	71	34	29	9	0	20	106	12	0
Minor League Totals			20-18	3.77	90	36	0	0	0	274.2	279	144	115	31	9	79	245	28	0

2006 Season:

- Averaged 11.88 strikeouts per nine innings, 2nd-best to teammate M. Sillman in the Florida State League
- His 10.2 baserunners/9 innings ranked 3rd-best and 2.13 walks/9 innings ranked 5th in the league
- His 53 games were 3rd-most in the FSL. 2005: Collected nine wins, which ranked T-8th among Cardinals minor leaguers

Mike SILLMAN • RHP

Height - 6'1 Bats - R Born - 12/3/81
 Weight - 190 Throws - R Resides - Omaha, NE
 SCHOOL - University of Nebraska
 HOW OBTAINED - 21st round (630th overall) of the June 2004 free-agent draft

YR	CLUB	LG	W-L	ERA	G	GS	CG	SHO	SV	IP	H	R	ER	HR	HB	BB	SO	WP	BK
04	New Jersey	NYP	0-0	1.35	16	0	0	0	2	20.0	12	3	3	1	2	8	28	1	0
	Johnson City	Appy	1-1	2.00	6	0	0	0	1	9.0	5	2	2	1	1	2	13	1	0
05	Quad Cities	Mid	8-2	2.74	56	0	0	0	22	65.2	39	23	20	3	4	49	77	5	0
06	Palm Beach	FSL	4-3	1.10	*57	0	0	0	*35	57.1	34	10	7	2	11	20	86	4	0
Minor League Totals			13-6	1.89	135	0	0	0	60	152.0	90	38	32	7	18	79	204	11	0

2006 Season:

- A strong performance at Palm Beach (A) led to a number of accolades and a spring camp invite for the closer
- Finished the season with 35 saves, second-most in Minor League Baseball
- Named to the Florida State League's postseason All-Star team
- Selected as the relief pitcher on the Topps Class-A All-Star team
- Topped Florida State League pitchers in appearances (57) and games finished (54)
- First among relievers in opponent's batting average against (.167) and average strikeouts per nine innings (13.5)
- His 107 relief points were best in the FSL
- Allowed earned runs in seven of his 57 outings, never more than one, and finished with a 1.10 ERA (57.1 IP / 7 ER)
- Limited right-handed batters to a .142 batting average
- Represented Palm Beach at the Florida State League All-Star Game in Lakeland, FL on 6/17 (DNP)
- Did not allow an earned run in a season-high 13 consecutive games from 7/17-8/10 (14.0 IP)
- Pitched a season-high 2.0 innings twice; in win on 6/20 vs. Daytona and in a save on 7/29 vs. Sarasota
- Pitched more than an inning on six occasions
- Posted saves in 10 straight outings from 7/21-8/9 and finished the season with saves in 15 of his final 17 appearances
- Named Cardinals Minor League Pitcher of the Month for August, when he earned 10 saves in 12 outings with a 0.77 ERA

Donnie SMITH • RHP

Height - 6'2 Bats - R Born - 1/14/83 at Hagerstown, MD
 Weight - 210 Throws - R Resides - Portsmouth, VA
 SCHOOL - Old Dominion University
 HOW OBTAINED - 4th round (120th overall) in the June, 2004 First-Year Player Draft

YR	CLUB	LG	W-L	ERA	G	GS	CG	SHO	SV	IP	H	R	ER	HR	HB	BB	SO	WP	BK
04	New Jersey	NYP	3-3	3.88	11	11	1	0	0	46.1	52	23	20	4	0	5	41	1	1
05	Quad Cities	Mid	1-2	6.00	5	5	0	0	0	24.0	24	20	16	2	3	11	15	2	0
06	State College	NYP	1-1	3.23	6	6	0	0	0	30.2	31	12	11	2	2	5	13	0	0
	Quad Cities	Mid	4-2	3.57	8	8	0	0	0	40.1	40	18	16	2	1	13	30	2	0
Minor League Totals			9-8	4.01	30	30	1	0	0	141.1	147	73	63	10	6	34	99	5	1

2006 Season:

- Went 3-0 in August of 2006 with 21 strikeouts for the Swing
- Only allowed 4 home runs in the 2006 season

Nick STAVINOHA • OF

Height - 6'2 Bats - R Born - 5/3/82 at Houston, TX
 Weight - 225 Throws - R Resides - Houston, TX
 SCHOOL - Louisiana State University
 HOW OBTAINED - 7th round (230th overall) in the June, 2005 First-Year Player Draft



YR	CLUB	LG	AVG	G	AB	R	H	2B	3B	HR	RBI	SH	SF	HP	BB	SO	SB	CS	E
05	Quad Cities	Mid	.344	65	250	54	86	9	2	14	53	0	4	2	23	25	4	0	1
06	Springfield	Tex	.297	111	417	55	124	26	3	12	73	0	6	2	28	81	2	1	5
Minor League Totals			.315	176	667	109	210	35	5	26	126	0	10	4	51	106	6	1	6

2006 Season:

- His .297 batting average ranked 5th among Cardinals full season minor leaguers
- Named Cardinals Minor League Player of the Month for August when he hit .330 with seven home runs and 27 RBI in 29 games
- Hit in each of his last 11 games and in 13 of final 14 games (.482, 27-for-56)
- Batted .218 in 21 games, with a home run and eight RBI, for Peoria of the Arizona Fall League. 2005: Topped all signees from the Cards 2005 draft class in batting average, home runs, RBI, slugging percentage (.564) and OPS (.962)
- Hit in each of his first six starts (12-for-22, .545) with a HR and seven RBI
- Was named Cardinals Minor League Player of the Month for August, when he batted .361 (39-for-108) with nine home runs and 25 RBI in 28 games
- Batted .363 (45-for-124) over his final 32 games

Brian STITT • RHP

Height - 6'2 Bats - R Born - 8/26/82 at Ft. Lauderdale, FL
 Weight - 220 Throws - R Resides - Wellington, FL
 SCHOOL - Indian River CC (FL)
 HOW OBTAINED - Signed by the Cardinals as a previously released free agent on 4/20/06



YR	CLUB	LG	W-L	ERA	G	GS	CG	SHO	SV	IP	H	R	ER	HR	HB	BB	SO	WP	BK
02	AZL Mariners	AZL	0-1	11.25	2	1	0	0	0	4.0	9	7	5	0	0	1	6	0	0
03	Tacoma	PCL	0-0	2.45	4	0	0	0	0	7.1	9	3	2	0	0	1	1	1	0
	Everett	NW	1-1	4.50	15	0	0	0	2	26.0	28	14	13	3	0	10	19	2	1
04	Wisconsin	Mid	2-10	4.63	45	7	0	0	16	91.1	101	51	47	10	4	28	90	4	2
05	Inland Empire	Cal	1-2	5.92	15	0	0	0	0	24.1	30	18	16	1	2	9	22	1	1
	Mariners	AZL	1-0	6.00	4	2	0	0	0	6.0	13	4	4	0	0	1	5	0	0
06	Quad Cities	Mid	0-2	2.57	20	0	0	0	9	21.0	17	7	6	0	0	2	20	2	1
	Palm Beach	FSL	4-2	3.60	16	0	0	0	0	25.0	17	11	10	3	1	9	20	0	0
Minor League Totals			9-18	4.52	121	10	0	0	27	205.0	224	115	103	17	7	61	183	10	5

2006 Season:

- Had a 2.57 ERA and allowed zero home runs over a 20 game span for the Swing.
- Allowed zero runs in 7 straight games for the Swing and allowed zero runs in six straight games for Palm Beach in 2006
- Was Seattle's 10th round selection (310th overall) in the 2002 draft

Matt TRENT • RHP

Height - 6'2 Bats - R Born - 8/7/82 at Roanoke, VA
 Weight - 220 Throws - R Resides - Roanoke, VA
 SCHOOL - Wingate College
 HOW OBTAINED - 30th round (920th overall) in the June, 2005 First-Year Player Draft



YR	CLUB	LG	W-L	ERA	G	GS	CG	SHO	SV	IP	H	R	ER	HR	HB	BB	SO	WP	BK
05	New Jersey	NYP	1-1	0.68	14	0	0	0	9	13.1	8	1	1	0	0	6	13	0	0
	Quad Cities	Mid	1-0	4.11	11	0	0	0	0	15.1	13	8	7	2	1	9	9	3	0
06	Quad Cities	Mid	4-3	2.61	50	0	0	0	0	69.0	54	25	20	0	1	34	79	16	1
Minor League Totals			6-4	2.58	75	0	0	0	9	97.2	75	34	28	2	2	49	101	19	1

2006 Season:

- Matt had a career low 2.61 ERA in 2006 for Swing of the Quad Cities.
 - Had a career high 79 strikeouts in 69 innings in 2006.
 - Allowed zero runs in 7 straight games in 2006 from June 1st - June 23rd, 2006.
 - Had 25 strikeouts in 14.1 innings in May of 2006 for the Swing.
- ### 2005 Season:
- Limited opponents to a .214 batting average...his nine saves were 2nd-most among pitchers from the Cards' 2005 draft class

Scott VANDER WEG • RHP

Height - 6'3 Bats - R Born - 12/14/82 at Denver, CO
 Weight - 215 Throws - R Resides - Centennial, CO
 SCHOOL - Lamar University
 HOW OBTAINED - 33rd round (1,010th overall) in the June, 2005 First-Year Player Draft



YR	CLUB	LG	W-L	ERA	G	GS	CG	SHO	SV	IP	H	R	ER	HR	HB	BB	SO	WP	BK
05	New Jersey	NYP	2-2	2.45	24	0	0	0	4	25.2	21	8	7	0	2	14	29	6	0
06	Quad Cities	Mid	8-2	3.43	51	0	0	0	7	65.2	55	27	25	4	2	26	55	7	0
Minor League Totals			10-4	3.15	75	0	0	0	11	91.1	76	35	32	4	4	40	84	13	0

2006 Season:

- His 51 games pitched ranked 5th in the Midwest League
- ### 2005 Season:
- His 2.45 ERA ranked 3rd among STL pitchers from the 2005 draft class

Rico **WASHINGTON** • 3B

Height - 5'9 Bats - L Born - 5/30/78 at Milledgeville, GA
 Weight - 195 Throws - R Resides - Gray, GA
 SCHOOL - Jones County HS (GA)
 HOW OBTAINED - Signed by the Cardinals as a minor league free agent on 1/25/06



YR	CLUB	LG	AVG	G	AB	R	H	2B	3B	HR	RBI	SH	SF	HP	BB	SO	SB	CS	E
97	GCL Pirates	GCL	.245	28	98	12	24	6	0	1	11	0	1	4	4	13	1	0	18
98	Erie	NYP	.330	51	197	31	65	14	2	6	31	0	0	7	17	33	1	2	8
	Augusta	SAL	.300	12	50	12	15	2	1	2	12	0	1	2	7	9	2	0	0
99	Hickory	SAL	.355	76	287	70	102	15	1	13	50	0	6	8	48	45	5	1	9
	Lynchburg	Car	.283	57	205	31	58	7	0	7	32	1	2	4	30	45	4	1	10
00	Altoona	EL	.258	135	503	74	130	22	7	8	59	9	4	5	55	74	4	9	28
01	Altoona	EL	.302	75	291	31	88	17	0	4	29	1	0	5	21	49	5	5	14
02	Altoona	EL	.223	112	359	53	80	11	3	8	34	3	1	12	60	66	3	4	14
03	Mobile	Sou	.244	111	402	60	98	19	2	14	60	0	4	9	44	73	2	2	16
	Portland	PCL	.224	17	58	11	13	2	1	3	10	0	1	1	10	14	0	1	3
04	Portland	PCL	.192	47	104	10	20	6	0	1	13	0	1	2	13	15	0	0	9
	Mobile	Sou	.291	68	244	36	71	12	1	9	45	1	3	2	33	42	0	2	8
05	Montgomery	Sou	.300	126	454	84	136	30	2	19	77	0	8	7	63	63	6	5	14
06	Springfield	Tex	.323	66	232	49	75	23	3	13	56	0	2	3	49	48	4	1	12
	Memphis	PCL	.242	68	219	28	53	10	1	5	20	2	0	2	28	38	4	2	7
Minor League Totals			.278	1049	3703	592	1028	196	24	113	539	17	34	73	482	627	41	35	170

2006 Season:

- Twice named Texas League Player of the Week; after the season's first week (4/6-16) when he hit .375 (15-for-40) with 5 HRs and 18 RBI in 10 games, and for 5/29-6/4 with a .423 BA, 2 HRs and seven RBI in seven games
- Was selected to play in the Texas League All-Star Game but did not see action
- Belted two home runs and had seven RBI on 4/11 at Tulsa. 1999: Was a South Atlantic League postseason All-Star as a catcher for Hickory.

1997:

- Selected by Pittsburgh in the 10th round (302nd overall) of the first-year player draft

Nick **WEBBER** • RHP

Height - 6'6 Bats - R Born - 5/9/84 at Kansas City, MO
 Weight - 215 Throws - R Resides - Lee Summit, MO
 SCHOOL - Central Missouri State University
 HOW OBTAINED - 2nd round (78th overall) in the June, 2005 First-Year Player Draft



YR	CLUB	LG	W-L	ERA	G	GS	CG	SHO	SV	IP	H	R	ER	HR	HB	BB	SO	SB	CS	E
05	New Jersey	NYP	5-2	1.87	10	9	0	0	0	53.0	35	18	11	2	1	15	43	4	0	
	Quad Cities	Mid	0-4	3.41	5	5	1	0	0	29.0	28	15	11	1	0	9	11	3	0	
06	Palm Beach	FSL	6-6	4.21	27	26	1	0	0	134.2	153	78	63	7	6	*63	65	10	0	
Minor League Totals			11-12	3.53	42	40	2	0	0	216.2	216	111	85	10	7	87	119	17	0	

2006 Season:

- Named Florida State League Pitcher of the Week for 7/10-16 due to a complete-game win at Daytona on 7/15 in which he allowed a run on three hits in 9.0 IP.

2005 Season:

- His 2.41 ERA was tops among pitchers from the Cards' 2005 draft
- Held opponents to a .205 batting average
- Named St. Louis' 9th-best prospect by *Baseball America*
- Was a closer at perennial power Central Missouri State, a team that set a Division II record with 16 shutouts in 2005

Mark **WORRELL** • RHP

Height - 6'1 Bats - R Born - 03/08/83
 Weight - 190 Throws - R Resides - Boynton Beach, FL
 SCHOOL - Florida International University
 HOW OBTAINED - 12th round (360th overall) of June 2004 free-agent draft



YR	CLUB	LG	W-L	ERA	G	GS	CG	SHO	SV	IP	H	R	ER	HR	HB	BB	SO	WP	BK
04	Johnson City	Appy	1-0	1.21	17	0	0	0	6	22.1	12	3	3	1	0	7	35	0	0
	Peoria	Mid	0-2	4.30	12	0	0	0	6	14.2	9	10	7	2	1	6	20	0	0
05	Palm Beach	FSL	2-3	2.25	53	0	0	0	*35	56.0	38	20	14	6	4	19	53	6	0
06	Springfield	TEX	3-7	4.52	57	0	0	0	*27	61.2	52	34	31	10	1	20	75	2	0
Minor League Totals			6-12	3.20	139	0	0	0	74	154.2	111	67	55	19	6	52	183	8	0

2006 Season:

- Followed up a spectacular '05 season with a solid campaign at Double-A Springfield and led his league in saves and games finished for the second consecutive year
- His 27 saves and 51 games finished led the Texas League and were 2nd-most among Cardinals minor leaguers
- Selected to the Texas League All-Star Game and pitched a scoreless inning for the North in the game on 6/20 at Arkansas
- Named Cardinals Minor League Pitcher of the Month for July when he allowed just one earned run in 17.2 innings (0.51 ERA) spanning 13 appearances
- He walked three and struck out 22 over this span while recording six saves
- Held right-handed batters to a .198 batting average, fanning 54-of-147 faced; lefties batted .263 off of him
- Averaged 10.95 strikeouts per nine innings, 2nd-best among Texas League relievers...His baserunners/9 innings ratio ranked 4th among league relievers at 10.65
- Pitched a season-high 2.0 innings on six occasions and an inning or more 11 times
- Did not allow an earned run in 12 straight outings from 6/30-7/25 (15.2 IP)
- Entered August with a 3.16 ERA (51.1 IP/18 ER) that grew to a season-ending 4.52 ERA
- Allowed 13 runs in 10.1 innings spanning 11 outings in the season's final month

Brandon **YARBROUGH** • C

Height - 6'2 Bats - L Born - 11/9/84 at Pinehurst, NC
 Weight - 180 Throws - R Resides - Ellerbee, NC
 SCHOOL - Richmond Senior HS
 HOW OBTAINED - 5th round (155th overall) in the June, 2003 First-Year Player Draft



YR	CLUB	LG	AVG	G	AB	R	H	2B	3B	HR	RBI	SH	SF	HP	BB	SO	SB	CS	E
03	Johnson City	Appy	.238	13	42	1	10	2	1	0	10	0	0	0	2	17	0	0	2
04	Johnson City	Appy	.326	48	175	37	57	10	1	6	33	0	1	1	25	55	3	1	5
	New Jersey	NYP	.143	5	14	1	2	0	0	0	1	0	0	0	1	5	0	0	0
05	Quad Cities	Mid	.203	38	133	17	27	5	1	4	17	1	1	1	12	40	1	0	10
	New Jersey	NYP	.255	51	188	27	48	17	2	2	25	0	3	1	24	58	3	3	11
06	Quad Cities	Mid	.303	29	109	10	33	6	2	1	12	0	0	1	5	33	1	1	4
	Palm Beach	FSL	.222	43	144	18	32	5	1	1	13	1	1	0	19	37	0	0	8
Minor League Totals			.260	227	805	111	209	45	8	14	111	2	6	4	88	245	8	5	40

2005 Season:

- Played in the New York-Penn League All-Star Game.
- Went 5 for 6 with 3 runs and 5 RBI's on August 8th, 2005 against Tri-City while playing for the New Jersey Cardinals
- 2004: His .867 OPS ranked 6th-best among Cards minor leaguers

Zachary **ZUERCHER** • LHP

Height - 6'2 Bats - L Born - 4/10/84 at Warwick, RI
 Weight - 215 Throws - L Resides - Warwick, RI
 SCHOOL - University of Rhode Island
 HOW OBTAINED - 9th round (290th overall) in the June, 2005 First-Year Player Draft



YR	CLUB	LG	W-L	ERA	G	GS	CG	SHO	SV	IP	H	R	ER	HR	HB	BB	SO	WP	BK
05	New Jersey	NYP	5-7	3.73	16	14	0	0	0	82.0	66	36	34	9	9	25	63	2	2
06	Palm Beach	FSL	6-2	4.12	43	0	0	0	0	59.0	68	30	27	5	3	14	47	3	0
Minor League Totals			11-9	3.89	59	14	0	0	0	141.0	134	66	61	14	12	39	110	5	2

2005 Season:

- Named New York-Penn League Pitcher of the Week for August 1-7, when he went 2-0 with a 1.42 ERA (12.2 IP/2 ER).
- Allowed only 5 home runs in 59 innings pitched for the Palm Beach Cardinals

2006 STATISTICS/RESULTS



2006 TEXAS LEAGUE STANDINGS

FIRST HALF	WON	LOST	PCT.	GB	MANAGER
<i>NORTH DIVISION</i>					
Tulsa Drillers	41	29	.586	--	Stu Cole
Springfield Cardinals	39	29	.574	1.0	Chris Maloney
Wichita Wranglers	34	36	.486	7.0	Frank White
Arkansas Travelers.....	24	45	.348	16.5	Tyrone Boykin
<i>SOUTH DIVISION</i>					
Corpus Christi Hooks.....	41	28	.594	--	Dave Clark
Midland RockHounds	36	34	.514	5.5	Von Hayes
Frisco RoughRiders	35	35	.500	6.5	Darryl Kennedy
San Antonio Missions	27	41	.397	13.5	Daren Brown
SECOND HALF					
<i>NORTH DIVISION</i>					
Wichita Wranglers.....	43	26	.623	--	Frank White
Tulsa Drillers.....	34	35	.493	9.0	Stu Cole
Arkansas Travelers.....	27	42	.391	16.0	Tyrone Boykin
Springfield Cardinals.....	27	43	.386	16.5	Chris Maloney
<i>SOUTH DIVISION</i>					
Midland RockHounds.....	42	27	.609	--	Von Hayes
Frisco RoughRiders.....	37	33	.529	5.5	Darryl Kennedy
Corpus Christi Hooks.....	35	35	.500	7.5	Dave Clarke
San Antonio Missions.....	33	37	.471	9.5	Daren Brown


2006 OVERALL STANDINGS

EAST DIVISION	WON	LOST	PCT	GB	MANAGER
Wichita Wranglers	77	62	.554	--	Frank White
Tulsa Drillers	75	64	.540	2.0	Stu Cole
Springfield Cardinals	66	72	.478	10.5	Chris Maloney
Arkansas Travelers	51	87	.370	25.5	Tyrone Boykin
WEST DIVISION					
Midland RockHounds	78	61	.561	--	Von Hayes
Corpus Christi Hooks	76	63	.547	2.0	Dave Clark
Frisco RoughRiders	72	68	.514	6.5	Darryl Kennedy
San Antonio Missions	60	78	.435	18.0	Daren Brown

WICHITA DEFEATS TULSA 3-1 IN NORTH DIVISION FINALS
 CORPUS CHRISTI DEFEATS MIDLAND 3-1 IN SOUTH DIVISION FINALS
 CORPUS CHRISTI DEFEATS WICHITA 3-1 IN TEXAS LEAGUE CHAMPIONSHIP

DATE	OPP	W/L	SCORE	WINNER-LOSER-SAVE	REC.	TIME	ATTENDANCE	
							GAME	SEASON
8/20	@FRI	L	4-3	Ingram-Worrell	22-35, 61-64	2:41		
8/22	@TUL	L	7-5	Asahina-Haberer-Miller	22-36, 61-65	2:36		
8/23	@TUL	L	5-4	Morillo-Russ-Miller	22-37, 61-66	2:27		
8/24	@TUL	L	7-3	Ulloa-Parisi-Songster	22-38, 61-67	2:45		
8/25	@TUL	L	1-0	Newman-Cate-Miller	22-39, 61-68	2:41		
8/26	WIC	W	8-6	Worrell-Cedeno-Doyne	23-39, 62-38	2:54	8,811	467,870
8/27	WIC	L	11-4	Herndon-Haberer	23-40, 62-69	3:05	8,183	476,053
8/28	WIC	L (11)	7-4	Lowery-Doyne-Musser	23-41, 62-70	3:25	8,115	484,168
8/29	WIC	W	5-3	Parisi-Greinke-Cate	24-41, 63-70	2:11	8,134	492,302
8/30	@ARK	W	3-2	Pals-Green-Doyne	25-41, 64-70	2:22		
8/31	@ARK	W	5-3	Ool-Arredondo-Worrell	26-41, 65-70	2:57		
9/1	@ARK	L	5-4	Pullin-Garcia	26-42, 65-71	2:49		
9/2	@ARK	W	17-2	Hawksworth-Hunter	27-42, 66-71	2:53		
9/3	@ARK	L	3-7	Smith-Parisi	27-43, 66-72	2:35		
AUGUST/SEPTEMBER TOTALS					10-21			96,682
SECOND HALF TOTALS					27-43			254,968
SEASON TOTALS					66-72			492,302

NOTE: Extra innings shown in parentheses
 * indicates make-up game due to weather



Josh Kinney went 5-2 with 1.29 ERA as the closer for the Springfield Cardinals in 2005.

2006 CARDINALS AWARD WINNERS

TEXAS LEAGUE PLAYER OF THE WEEK

April 6 - April 16 Rico Washington.....Hit .375 with 7 HR's and 18 RBI
 May 15 - May 21 Josh Pressley.....Hit .555 with 2 HR's and 9 RBI
 May 29 - June 4 Rico Washington.....Hit .423 with 2 HR's, 7 RBI and 5 doubles

CARDINALS SELECTED TO ALL-STAR GAME

(held in Little Rock, AR)

Stuart Pomeranz, P.....Pitched 1 inning, allowing no hits and runs, striking out 1
 Mark Worrell, P.....Pitched 1 inning, allowing no hits and runs
 Reid Gorecki, OF..... DNP
 Rico Washington, 3B.....DNP

CARDINALS SELECTED TO POST-SEASON ALL-STAR TEAM

(announced at end of year)

ORGANIZATIONAL MINOR LEAGUE PLAYER OF THE MONTH

ORGANIZATIONAL PITCHER OF THE YEAR

Blake Hawksworth.....11-4 with a 2.93 ERA and 121 strikeouts
 (combined Palm Beach and Springfield)

2006 CARDINALS FINAL BATTING STATISTICS

CARDINALS INDIVIDUAL BATTING TOTALS

BATTER	AVG	G	AB	R	H	2B	3B	HR	RBI	BB	IBB	SO	SB	CS	OBP	SLG	OPS	SF	SAC	HBP	DP	E
*Bigbie, Larry	.286	6	14	3	4	0	0	1	2	5	0	5	0	0	.450	.500	.950	1	0	0	1	0
Boyd, Shaun	.279	59	208	38	58	12	2	2	16	22	0	32	8	4	.356	.385	.741	2	0	4	3	2
*Cali, Carmen	.000	10	1	0	0	0	0	0	1	1	0	1	0	0	.500	.000	.500	0	1	0	0	0
Cavazos, Andy	.000	6	1	0	0	0	0	0	0	0	0	0	0	0	.000	.000	.000	0	0	0	0	1
Dryer, Matt	.217	20	60	11	13	3	0	2	7	8	0	20	0	0	.329	.367	.695	0	1	2	3	1
#Estrada, Kevin	.236	47	127	19	30	6	2	2	10	16	0	26	12	3	.331	.362	.693	0	3	2	3	3
Evans, Terry	.307	21	75	13	23	4	0	7	20	3	0	21	5	1	.369	.640	1.009	1	0	5	0	0
Franco, Iker	.232	96	340	47	79	16	1	10	46	24	0	79	0	1	.284	.374	.658	1	1	1	12	8
Garza, Justin	.000	6	1	0	0	0	0	0	0	0	0	0	0	0	.000	.000	.000	0	1	0	0	0
Gorecki, Reid	.251	85	327	56	82	21	2	16	51	42	3	80	17	9	.340	.474	.814	2	7	3	9	5
*Haberer, Eric	.000	3	4	1	0	0	0	0	0	2	0	2	0	0	.333	.000	.333	0	0	0	0	0
*Haerther, Cody	.277	120	412	56	114	27	3	11	52	37	1	59	3	4	.336	.437	.773	2	0	1	15	4
*Hanson, Travis	.226	65	252	21	57	12	0	2	20	16	1	52	0	0	.275	.298	.573	0	1	1	6	11
Hawsworth, Blake	.250	4	4	2	1	0	0	0	0	2	0	2	0	0	.500	.250	.750	0	2	0	0	1
Hoffpauir, Jarrett	.249	119	393	55	98	20	1	7	46	54	4	41	8	6	.345	.359	.704	3	5	5	10	23
Johnson, Gabe	.200	63	195	28	39	9	1	9	34	23	0	60	0	1	.288	.395	.683	0	3	1	7	11
Lambert, Chris	.071	8	14	0	1	0	0	0	1	0	0	3	0	1	.071	.071	.143	0	2	0	0	2
Laya, Rayner	.286	32	77	10	22	1	0	0	4	3	0	7	1	2	.313	.299	.611	0	0	0	0	1
Marti, Amaury	.227	40	132	17	30	4	0	6	13	13	1	41	1	1	.315	.394	.709	0	0	4	8	0
Martin, Brian	.293	42	133	21	39	11	0	4	18	19	1	25	0	0	.401	.466	.867	0	0	5	8	1
McCoy, Mike	.249	129	474	64	118	14	2	3	37	62	0	98	30	9	.344	.306	.650	0	16	7	7	30
Motte, Jason	1.000	1	3	0	3	0	0	0	1	0	0	0	0	0	1.00	1.00	2.00	0	1	0	0	0
*Moylan, Dan	.310	23	58	5	18	2	0	1	4	11	3	7	0	1	.420	.397	.817	0	0	0	3	3
*Ool, Kevin	.250	15	4	0	1	0	0	0	0	0	0	2	0	0	.250	.250	.500	0	0	0	0	0
Pals, Jordan	.067	9	15	0	1	0	0	0	0	2	0	10	0	0	.176	.067	.243	0	4	0	0	0
Parisi, Mike	.000	7	15	0	0	0	0	0	0	0	0	13	0	0	.000	.000	.000	0	0	0	0	4
Parker, Tyler	.159	17	44	3	7	0	0	1	3	2	0	15	0	0	.196	.227	.423	0	0	0	1	0
Pomeranz, Stuart	.200	5	10	1	2	1	0	0	2	0	0	6	0	0	.200	.300	.500	0	0	0	0	1
*Pressley, Josh	.250	33	92	12	23	5	0	2	14	20	1	17	0	0	.384	.370	.753	0	0	0	3	0
Richardson, Juan	.311	121	444	71	138	31	1	17	78	46	1	114	0	7	.382	.500	.882	3	1	7	10	7
*Rundles, Rich	.000	3	5	1	0	0	0	0	0	2	0	2	0	0	.286	.000	.286	0	0	0	0	0
Ryan, Brendan	.302	10	43	6	13	1	0	0	3	3	0	6	1	1	.348	.326	.673	0	1	0	0	2
Stavinoha, Nick	.297	111	417	55	124	26	3	12	73	28	0	81	2	1	.340	.460	.800	6	0	2	10	5
*Washington, Rico	.323	66	232	49	75	23	3	13	56	49	3	48	4	1	.444	.616	1.06	2	0	3	3	12
Team Total	.262	138	4626	665	1213	249	21	128	612	515	19	975	92	53	.341	.408	.750	23	51	53	122	140

*left-handed #switch-hitter

2006 CARDINALS FINAL PITCHING STATISTICS

CARDINALS INDIVIDUAL PITCHING TOTALS

PITCHER	W-L	ERA	G	GS	CG	SH	SV	SVO	IP	H	R	ER	HR	HB	BB	IBB	SO	BK	WP	GO/AO	DP	WHIP	AVG
*Cali, Carmen	0-2	3.00	23	3	0	0	1	2	39.0	47	19	13	0	1	15	0	35	0	3	2.19	4	1.59	.296
*Cate, Troy	1-1	0.57	10	0	0	0	1	1	15.2	5	2	1	1	1	6	0	20	0	1	0.87	1	0.70	.096
Cavazos, Andy	2-2	0.45	16	0	0	0	0	0	20.0	6	2	1	0	0	12	1	19	0	3	1.21	2	0.90	.094
Dove, Dennis	0-3	8.79	13	0	0	0	0	0	14.1	18	16	14	6	2	8	1	15	0	9	1.00	1	1.81	.295
Doyne, Cory	1-7	3.39	54	0	0	0	6	8	66.1	48	29	25	1	0	42	1	78	1	6	1.00	6	1.36	.204
Estrada, Kevin	0-0	3.86	2	0	0	0	0	0	2.1	3	3	1	0	0	1	0	2	0	0	0.00	0	1.71	.333
Garcia, Jose	0-1	1.35	3	0	0	0	0	0	6.2	7	1	1	0	0	4	0	5	0	1	0.75	0	1.65	.269
Garza, Justin	2-3	2.97	25	0	0	0	0	1	39.1	36	14	13	1	5	25	1	27	0	3	0.98	4	1.55	.243
*Haberer, Eric	3-3	5.43	11	11	0	0	0	0	61.1	65	41	37	10	4	34	1	37	0	8	1.82	6	1.61	.278
Hawsworth, Blake	4-2	3.39	13	13	0	0	0	0	79.2	72	34	30	8	2	31	1	66	0	2	1.12	9	1.29	.248
Lambert, Chris	10-9	5.30	23	23	0	0	0	0	120.2	126	84	71	20	5	63	1	113	1	13	1.02	7	1.57	.268
*Ool, Kevin	3-3	4.10	45	2	0	0	0	2	83.1	84	43	38	10	4	20	2	43	0	6	2.52	12	1.25	.264
Pals, Jordan	8-7	4.94	27	27	0	0	0	0	160.1	201	96	88	24	5	40	2	89	0	8	1.49	20	1.50	.312
Parisi, Mike	9-8	4.60	27	27	0	0	0	0	150.2	168	92	77	13	5	63	1	107	0	7	1.22	14	1.53	.281
Pomeranz, Stuart	7-4	4.39	18	18	0	0	0	0	98.1	107	50	48	13	1	30	0	64	0	4	0.94	3	1.39	.282
*Rundles, Rich	5-6	4.60	15	14	1	0	0	0	86.0	100	52	44	9	4	28	0	47	0	3	1.97	10	1.49	.292
Russ, Chris	4-4	4.17	55	0	0	0	0	2	73.1	77	38	34	3	5	25	2	50	0	6	2.49	7	1.39	.271
Scalamandre, Rich	4-0	4.55	29	0	0	0	2	5	29.2	28	17	15	1	2	10	1	30	0	3	1.65	2	1.28	.246
*Walton, Sam	0-0	2.70	3	0	0	0	0	0	3.1	2	1	1	0	0	4	0	5	0	1	1.50	0	1.80	.167
Worrell, Mark	3-7	4.52	57	0	0	0	27	35	61.2	52	34	31	10	1	20	2	75	0	2	1.40	1	1.17	.226
Team Total	66-72	4.33	138	138	1	3	37	56	1212	1252	668	583	130	47	481	17	927	2	89	1.31	109	1.43	.268

*left-handed

2006 CARDINALS LEADERS

BATTING		PITCHING	
Average	.Washington .323	ERA (starter)	Hawsworth .339
Runs	Richardson .71	ERA (reliever)	Kinney .129
Hits	Richardson .138	Wins	Parisi .9
OBP	Washington .444	Losses	Lambert .11
SLG	Washington .640	Games	Worrell .57
Doubles	Richardson .31	Games Started	Pals & Parisi .27
Triples	Richardson, Washington, Haerther .3	Complete Games	Rundles .1
Home Runs	Richardson .17	Saves	Worrell .27
RBI's	Richardson .78	Shutouts	.0
Walks	McCoy .62	Innings Pitched	Pals .160.1
Strikeouts	Richardson .114	Strikeouts	Lambert .113
Games	McCoy .129	Walks	Parisi & Lambert .48
At-Bats	McCoy .474		
Stolen Bases	McCoy .30		
Caught Stealing	McCoy & Gorecki .9		

FRONT OFFICE
 2007 CARDINALS
 2006 REVIEW
 HISTORY
 MINOR LEAGUES
 TEXAS LEAGUE
 MISC.

FRONT OFFICE
 2007 CARDINALS
 2006 REVIEW
 HISTORY
 MINOR LEAGUES
 TEXAS LEAGUE
 MISC.

2006 CARDINALS BATTING TOTALS

CARDINALS HOME BATTING

BATTER	AVG	G	AB	R	H	2B	3B	HR	RBI	BB	SO	SB	CS	SLG	OBP	E
Boyd, Shaun	.247	27	89	14	22	4	1	1	9	10	11	3	0	.348	.333	2
*Cali, Carmen	.000	4	1	0	0	0	0	0	0	0	1	0	0	.000	.000	0
Dryer, Matt	.156	11	32	3	5	1	0	0	1	6	11	0	0	.188	.289	1
#Estrada, Kevin	.229	26	70	9	16	3	1	1	4	13	14	5	3	.343	.357	0
Evans, Terry	.391	14	46	11	18	3	0	6	15	2	9	5	0	.848	.472	0
Franco, Iker	.211	48	166	19	35	9	0	6	25	7	43	0	1	.373	.246	3
Gorecki, Reid	.220	44	168	29	37	13	1	7	19	21	49	9	5	.435	.313	3
*Haberer, Eric	.000	1	1	0	0	0	0	0	0	1	1	0	0	.000	.500	0
*Haerther, Cody	.284	57	197	22	56	16	3	5	20	11	35	1	1	.472	.324	3
*Hanson, Travis	.272	31	114	11	31	6	0	2	11	9	20	0	0	.377	.325	4
Hawksworth, Blake	.000	1	1	1	0	0	0	0	0	1	0	0	0	.000	.500	1
Hoffpauir, Jarrett	.225	62	191	27	43	11	1	5	20	32	16	3	3	.372	.342	12
Johnson, Gabe	.264	32	87	16	23	4	0	7	22	15	26	0	1	.552	.373	4
Lambert, Chris	.111	5	9	0	1	0	0	0	1	0	3	0	1	.111	.111	1
Laya, Rayner	.440	13	25	7	11	0	0	0	2	2	3	1	1	.440	.481	0
Marti, Amaury	.253	25	87	12	22	1	0	5	9	5	29	0	1	.437	.301	0
Martin, Brian	.323	21	65	14	21	6	0	4	11	13	9	0	0	.600	.463	1
McCoy, Mike	.264	64	239	29	63	9	1	2	22	27	48	16	4	.335	.346	13
Motte, Jason	1.000	1	3	0	3	0	0	0	1	0	0	0	0	1.000	1.000	0
*Moylan, Dan	.435	12	23	3	10	1	0	1	2	7	1	0	0	.609	.567	0
*Ool, Kevin	.000	6	2	0	0	0	0	0	0	0	1	0	0	.000	.000	0
Pals, Jordan	.200	4	5	0	1	0	0	0	0	1	2	0	0	.200	.333	0
Parisi, Mike	.000	4	7	0	0	0	0	0	0	0	7	0	0	.000	.000	3
Parker, Tyler	.143	12	28	2	4	0	0	0	1	1	11	0	0	.143	.172	0
Pomeranz, Stuart	.167	3	6	0	1	1	0	0	2	0	3	0	0	.333	.167	0
*Pressley, Josh	.128	17	39	4	5	1	0	0	4	6	8	0	0	.154	.244	0
Richardson, Juan	.312	60	205	38	64	17	1	9	39	26	60	0	2	.537	.394	2
*Rundles, Rich	.000	1	2	0	0	0	0	0	0	0	1	0	0	.000	.000	0
Ryan, Brendan	.500	3	12	4	6	0	0	0	1	2	1	0	0	.500	.571	0
Stavinoha, Nick	.281	51	185	23	52	10	1	6	33	14	32	1	0	.443	.328	4
*Washington, Rico	.321	34	112	20	36	11	3	5	23	26	17	3	0	.607	.457	6
Team Total	.264	731	2217	318	586	127	13	72	297	258	472	47	23	.431	.347	65

*left-handed #switch hitter

2006 CARDINALS BATTING TOTALS

CARDINALS ROAD BATTING

BATTER	AVG	G	AB	R	H	2B	3B	HR	RBI	BB	SO	SB	CS	SLG	OBP	E
*Bigbie, Larry	.286	6	14	3	4	0	0	1	2	5	5	0	0	.500	.450	0
Boyd, Shaun	.303	32	119	24	36	8	1	1	7	12	21	5	4	.412	.373	0
Cavazos, Andy	.000	4	1	0	0	0	0	0	0	0	0	0	0	.000	.000	1
Dryer, Matt	.286	9	28	8	8	2	0	2	6	2	9	0	0	.571	.375	0
#Estrada, Kevin	.246	21	57	10	14	3	1	1	6	3	12	7	0	.386	.295	3
Evans, Terry	.172	7	29	2	5	1	0	1	5	1	12	0	1	.310	.194	0
Franco, Iker	.253	48	174	28	44	7	1	4	21	17	36	0	0	.374	.319	5
Garza, Justin	.000	3	1	0	0	0	0	0	0	0	0	0	0	.000	.000	0
Gorecki, Reid	.283	41	159	27	45	8	1	9	32	21	31	8	4	.516	.368	2
*Haberer, Eric	.000	2	3	1	0	0	0	0	0	1	1	0	0	.000	.250	0
*Haerther, Cody	.270	63	215	34	58	11	0	6	32	26	24	2	3	.405	.347	1
*Hanson, Travis	.188	34	138	10	26	6	0	0	9	7	32	0	0	.232	.233	7
Hawksworth, Blake	.333	3	3	1	1	0	0	0	0	1	2	0	0	.333	.500	0
Hoffpauir, Jarrett	.272	57	202	28	55	9	0	2	26	22	25	5	3	.347	.348	11
Johnson, Gabe	.148	31	108	12	16	5	1	2	12	8	34	0	0	.269	.214	7
Lambert, Chris	.000	3	5	0	0	0	0	0	0	0	0	0	0	.000	.000	1
Laya, Rayner	.212	19	52	3	11	1	0	0	2	1	4	0	1	.231	.226	1
Marti, Amaury	.178	15	45	5	8	3	0	1	4	8	12	1	0	.311	.339	0
Martin, Brian	.265	21	68	7	18	5	0	0	7	6	16	0	0	.338	.333	0
McCoy, Mike	.234	65	235	35	55	5	1	1	15	35	50	14	5	.277	.343	17
*Moylan, Dan	.229	11	35	2	8	1	0	0	2	4	6	0	1	.257	.308	3
*Ool, Kevin	.500	9	2	0	1	0	0	0	0	0	1	0	0	.500	.500	0
Pals, Jordan	.000	5	10	0	0	0	0	0	0	1	8	0	0	.000	.091	0
Parisi, Mike	.000	3	8	0	0	0	0	0	0	0	6	0	0	.000	.000	1
Parker, Tyler	.188	5	16	1	3	0	0	1	2	1	4	0	0	.375	.235	0
Pomeranz, Stuart	.250	2	4	1	1	0	0	0	0	0	3	0	0	.25	.25	1
*Pressley, Josh	.340	16	53	8	18	4	0	2	10	14	9	0	0	.528	.478	0
Richardson, Juan	.310	61	239	33	74	14	0	8	39	20	54	0	5	.469	.371	5
*Rundles, Rich	.000	2	3	1	0	0	0	0	0	2	1	0	0	.000	.400	0
Ryan, Brendan	.226	7	31	2	7	1	0	0	2	1	5	1	1	.258	.25	2
Stavinoha, Nick	.310	60	232	32	72	16	2	6	40	14	49	1	1	.474	.349	1
*Washington, Rico	.325	32	120	29	39	12	0	8	33	23	31	1	1	.625	.432	6
Team Total	.260	739	2409	347	627	122	8	56	315	257	503	45	30	.387	.336	75

*left-handed #switch hitter

FRONT OFFICE

2007 CARDINALS

2006 REVIEW

HISTORY

MINOR LEAGUES

TEXAS LEAGUE

MISC.

FRONT OFFICE

2007 CARDINALS

2006 REVIEW

HISTORY

MINOR LEAGUES

TEXAS LEAGUE

MISC.

2006 CARDINALS BATTING TOTALS

VS. RIGHT-HANDED PITCHERS

BATTER	AVG	AB	R	H	2B	3B	HR	RBI	BB	SO	SB	CS	SLG	OBP
*Bigbie, Larry	.308	13	3	4	0	0	1	1	5	5	0	0	.538	.500
Boyd, Shaun	.276	170	31	47	10	2	0	8	15	28	8	3	.359	.347
*Cali, Carmen	.000	1	0	0	0	0	0	1	1	1	0	0	.000	.500
Dryer, Matt	.234	47	9	11	2	0	1	5	5	15	0	0	.340	.333
#Estrada, Kevin	.220	109	16	24	4	2	1	7	13	19	12	3	.321	.315
Evans, Terry	.281	57	9	16	4	0	5	13	2	16	5	0	.614	.354
Franco, Iker	.242	260	37	63	13	1	7	35	19	55	0	1	.381	.295
Garza, Justin	.000	1	0	0	0	0	0	0	0	0	0	0	.000	.000
Gorecki, Reid	.257	272	44	70	18	1	15	45	30	68	15	8	.496	.333
*Haberer, Eric	.000	3	1	0	0	0	0	0	1	1	0	0	.000	.250
*Haerther, Cody	.292	353	54	103	23	3	11	44	34	49	1	4	.467	.355
*Hanson, Travis	.229	214	17	49	10	0	2	19	14	41	0	0	.304	.279
Hawksworth, Blake	.250	4	2	1	0	0	0	0	2	2	0	0	.250	.500
Hoffpauir, Jarrett	.254	342	41	87	17	1	5	38	31	37	7	5	.354	.324
Johnson, Gabe	.178	146	20	26	6	1	8	25	18	49	0	1	.397	.268
Lambert, Chris	.077	13	0	1	0	0	0	1	0	2	0	1	.077	.077
Laya, Rayner	.234	47	6	11	1	0	0	2	0	4	1	0	.255	.234
Marti, Amaury	.246	114	15	28	3	0	6	12	12	31	1	1	.43	.338
Martin, Brian	.289	90	15	26	6	0	2	10	13	19	0	0	.422	.402
McCoy, Mike	.257	385	59	99	11	2	3	31	49	80	26	8	.319	.350
Motte, Jason	1.000	3	0	3	0	0	0	1	0	0	0	0	1.000	1.000
*Moylan, Dan	.306	49	3	15	2	0	1	3	7	7	0	1	.408	.393
*Ool, Kevin	.250	4	0	1	0	0	0	0	0	2	0	0	.250	.250
Pals, Jordan	.083	12	0	1	0	0	0	0	2	7	0	0	.083	.214
Parisi, Mike	.000	14	0	0	0	0	0	0	0	12	0	0	.000	.000
Parker, Tyler	.080	25	0	2	0	0	0	1	2	10	0	0	.080	.148
Pomeranz, Stuart	.200	10	1	2	1	0	0	2	0	6	0	0	.300	.200
*Pressley, Josh	.247	85	10	21	5	0	2	14	14	15	0	0	.376	.354
Richardson, Juan	.321	355	59	114	23	1	15	64	40	94	0	7	.518	.398
*Rundles, Rich	.000	5	1	0	0	0	0	0	2	2	0	0	.000	.286
Ryan, Brendan	.286	35	5	10	1	0	0	2	2	5	1	1	.314	.324
Stavinoha, Nick	.310	339	43	105	22	2	10	61	20	65	2	1	.475	.349
*Washington, Rico	.345	174	36	60	15	3	10	47	36	36	4	1	.638	.460
Team Total	.267	3751	537	1000	197	19	105	492	389	783	83	46	.413	.342

*left-handed #switch hitter

2006 CARDINALS BATTING TOTALS

VS. LEFT-HANDED PITCHERS

BATTER	AVG	AB	R	H	2B	3B	HR	RBI	BB	SO	SB	CS	SLG	OBP
Bigbie, Larry	.000	1	0	0	0	0	0	1	0	0	0	0	.000	.000
Boyd, Shaun	.289	38	7	11	2	0	2	8	7	4	0	1	.500	.391
Cavazos, Andy	.000	1	0	0	0	0	0	0	0	0	0	0	.000	.000
Dryer, Matt	.154	13	2	2	1	0	1	2	3	5	0	0	.462	.313
#Estrada, Kevin	.333	18	3	6	2	0	1	3	3	7	0	0	.611	.429
Evans, Terry	.389	18	4	7	0	0	2	7	1	5	0	1	.722	.421
Franco, Iker	.200	80	10	16	3	0	3	11	5	24	0	0	.350	.247
Gorecki, Reid	.218	55	12	12	3	1	1	6	12	12	2	1	.364	.368
*Haberer, Eric	.000	1	0	0	0	0	0	0	1	1	0	0	.000	.500
*Haerther, Cody	.186	59	2	11	4	0	0	8	3	10	2	0	.254	.222
*Hanson, Travis	.211	38	4	8	2	0	0	1	2	11	0	0	.263	.250
Hoffpauir, Jarrett	.216	51	14	11	3	0	2	8	23	4	1	1	.392	.453
Johnson, Gabe	.265	49	8	13	3	0	1	9	5	11	0	0	.388	.345
Lambert, Chris	.000	1	0	0	0	0	0	0	0	1	0	0	.000	.000
Laya, Rayner	.367	30	4	11	0	0	0	2	3	3	0	2	.367	.424
Marti, Amaury	.111	18	2	2	1	0	0	1	1	10	0	0	.167	.158
Martin, Brian	.302	43	6	13	5	0	2	8	6	6	0	0	.558	.400
McCoy, Mike	.213	89	5	19	3	0	0	6	13	18	4	1	.247	.320
*Moylan, Dan	.333	9	2	3	0	0	0	1	4	0	0	0	.333	.538
Pals, Jordan	.000	3	0	0	0	0	0	0	0	3	0	0	.000	.000
Parisi, Mike	.000	1	0	0	0	0	0	0	0	1	0	0	.000	.000
Parker, Tyler	.263	19	3	5	0	0	1	2	0	5	0	0	.421	.263
*Pressley, Josh	.286	7	2	2	0	0	0	0	6	2	0	0	.286	.615
Richardson, Juan	.270	89	12	24	8	0	2	14	6	20	0	0	.427	.316
Ryan, Brendan	.375	8	1	3	0	0	0	1	1	1	0	0	.375	.444
Stavinoha, Nick	.244	78	12	19	4	1	2	12	8	16	0	0	.397	.303
*Washington, Rico	.259	58	13	15	8	0	3	9	13	12	0	0	.552	.394
Team Total	.243	875	128	213	52	2	23	120	126	192	9	7	.386	.339

*left-handed #switch hitter

FRONT OFFICE

2007 CARDINALS

2006 REVIEW

HISTORY

MINOR LEAGUES

TEXAS LEAGUE

MISC.

FRONT OFFICE

2007 CARDINALS

2006 REVIEW

HISTORY

MINOR LEAGUES

TEXAS LEAGUE

MISC.

2006 CARDINALS PITCHING TOTALS

CARDINALS HOME PITCHING

PITCHER	W-L	ERA	G	GS	CG	SHO	SV	IP	H	R	ER	HR	HB	BB	SO	WP	AVG
*Cali, Carmen	0-1	2.16	10	1	0	0	0	16.2	22	6	4	0	1	7	13	0	.310
*Cate, Troy	1-0	0.00	5	0	0	0	1	7.1	1	0	0	0	1	3	7	0	.045
Cavazos, Andy	2-1	0.00	8	0	0	0	0	9.1	2	1	0	0	0	6	12	2	.071
Dove, Dennis	0-1	9.00	6	0	0	0	0	8.0	13	10	8	4	0	5	9	7	.342
Doyne, Cory	1-3	2.72	31	0	0	0	4	39.2	28	14	12	1	0	20	44	3	.204
Estrada, Kevin	0-0	9.00	1	0	0	0	0	1.0	1	1	1	0	0	1	2	0	.333
Garcia, Jose	0-0	0.00	1	0	0	0	0	3.0	2	0	0	0	0	1	3	0	.182
Garza, Justin	0-0	1.13	11	0	0	0	0	16.0	15	2	2	0	2	8	13	0	.246
*Haberer, Eric	2-2	5.14	6	6	0	0	0	35.0	37	23	20	7	3	20	21	5	.278
Hawthornth, Blake	2-1	4.17	6	6	0	0	0	36.2	36	18	17	5	2	8	37	2	.271
Lambert, Chris	6-5	4.30	14	14	0	0	0	75.1	72	39	36	11	3	37	75	7	.251
*Ool, Kevin	1-3	3.95	20	1	0	0	0	41.0	38	20	18	6	2	8	20	3	.248
Pals, Jordan	5-2	4.08	12	12	0	0	0	75.0	90	37	34	13	3	19	35	3	.305
Parisi, Mike	4-2	4.26	13	13	0	0	0	76.0	76	46	36	8	3	29	60	4	.263
Pomeranz, Stuart	5-2	4.32	10	10	0	0	0	58.1	53	28	28	9	1	19	41	2	.248
*Rundles, Rich	1-2	4.50	6	5	0	0	0	30.0	39	16	15	2	1	11	18	0	.322
Russ, Chris	1-2	3.46	26	0	0	0	0	39.0	40	16	15	1	2	13	26	2	.270
Scalamandre, Rich	4-0	3.95	14	0	0	0	1	13.2	9	6	6	1	1	6	15	2	.188
*Walton, Sam	0-0	0.00	1	0	0	0	0	1.1	0	0	0	0	0	1	2	0	.000
Worrell, Mark	3-3	3.68	30	0	0	0	16	36.2	31	18	15	5	0	6	45	2	.228
Team Total	38-30	3.88	68	68	0	3	22	619.0	605	301	267	73	25	228	498	44	.259

*left-handed

2006 CARDINALS PITCHING TOTALS

CARDINALS ROAD PITCHING

PITCHER	W-L	ERA	G	GS	CG	SHO	SV	IP	H	R	ER	HR	HB	BB	SO	WP	AVG
*Cali, Carmen	0-1	3.63	13	2	0	0	1	22.1	25	13	9	0	0	8	22	3	.284
*Cate, Troy	0-1	1.08	5	0	0	0	0	8.1	4	2	1	1	0	3	13	1	.133
Cavazos, Andy	0-1	0.84	8	0	0	0	0	10.2	4	1	1	0	0	6	7	1	.111
Dove, Dennis	0-2	8.53	7	0	0	0	0	6.1	5	6	6	2	2	3	6	2	.217
Doyne, Cory	0-4	4.39	23	0	0	0	2	26.2	20	15	13	0	0	22	34	3	.204
Estrada, Kevin	0-0	0.00	1	0	0	0	0	1.1	2	2	0	0	0	0	0	0	.333
Garcia, Jose	0-1	2.45	2	0	0	0	0	3.2	5	1	1	0	0	3	2	1	.333
Garza, Justin	2-3	4.24	14	0	0	0	0	23.1	21	12	11	1	3	17	14	3	.241
*Haberer, Eric	1-1	5.81	5	5	0	0	0	26.1	28	18	17	3	1	14	16	3	.277
Hawthornth, Blake	2-1	2.72	7	7	0	0	0	43.0	36	16	13	3	0	23	29	0	.229
Lambert, Chris	4-4	6.95	9	9	0	0	0	45.1	54	45	35	9	2	26	38	6	.293
*Ool, Kevin	2-0	4.25	25	1	0	0	0	42.1	46	23	20	4	2	12	23	3	.279
Pals, Jordan	3-5	5.70	15	15	0	0	0	85.1	111	59	54	11	2	21	54	5	.317
Parisi, Mike	5-6	4.94	14	14	0	0	0	74.2	92	46	41	5	2	34	47	3	.299
Pomeranz, Stuart	2-2	4.50	8	8	0	0	0	40.0	54	22	20	4	0	11	23	2	.325
*Rundles, Rich	4-4	4.66	9	9	1	0	0	56.0	61	36	29	7	3	17	29	3	.276
Russ, Chris	3-2	4.98	29	0	0	0	0	34.1	37	22	19	2	3	12	24	4	.272
Scalamandre, Rich	0-0	5.06	15	0	0	0	1	16.0	19	11	9	0	1	4	15	1	.288
*Walton, Sam	0-0	4.50	2	0	0	0	0	2.0	2	1	1	0	0	3	3	1	.250
Worrell, Mark	0-4	5.76	27	0	0	0	11	25.0	21	16	16	5	1	14	30	0	.223
Team Total	28-42	4.80	70	70	1	0	15	593.0	647	367	316	57	22	253	429	45	.277

*left-handed

2006 CARDINALS PITCHING TOTALS

VS. RIGHT-HANDED BATTERS

PITCHER	ERA	IP	H	R	ER	HR	HB	BB	SO	WP	AVG
*Cali, Carmen	3.18	22.2	29	12	8	0	1	11	22	2	.305
*Cate, Troy	0.79	11.1	4	2	1	1	1	5	14	1	.108
Cavazos, Andy	0.77	11.2	4	2	1	0	0	6	10	3	.105
Dove, Dennis	6.75	8.0	9	7	6	2	2	4	12	7	.273
Doyne, Cory	3.89	39.1	22	19	17	1	0	23	51	5	.167
Estrada, Kevin	13.50	0.2	2	2	1	0	0	0	1	0	.500
Garcia, Jose	2.45	3.2	3	1	1	0	0	3	2	1	.231
Garza, Justin	2.70	20.0	23	6	6	1	3	15	12	2	.295
*Haberer, Eric	5.44	44.2	47	30	27	8	1	23	24	7	.278
Hawksworth, Blake	2.76	45.2	37	17	14	3	1	13	40	2	.231
Lambert, Chris	3.95	66.0	68	38	29	9	4	34	71	9	.262
*Ool, Kevin	4.25	53.0	51	28	25	7	1	14	23	2	.252
Pals, Jordan	4.32	93.2	117	50	45	15	5	24	53	6	.310
Parisi, Mike	4.12	83.0	80	48	38	6	1	34	60	3	.257
Pomeranz, Stuart	4.45	54.2	56	28	27	7	0	10	32	2	.269
*Rundles, Rich	5.28	58.0	72	41	34	5	1	20	27	2	.310
Russ, Chris	3.19	42.1	40	17	15	2	4	8	30	5	.247
Scalamandre, Rich	4.67	17.1	17	10	9	0	1	8	21	2	.254
*Walton, Sam	4.50	2.0	1	1	1	0	0	2	2	1	.143
Worrell, Mark	3.22	36.1	26	13	13	4	1	11	54	1	.198
Team Total	0.00	714.0	708	372		71	27	268	561	63	.261

*left-handed

2006 CARDINALS PITCHING TOTALS

VS. LEFT-HANDED BATTERS

PITCHER	ERA	IP	H	R	ER	HR	HB	BB	SO	WP	AVG
*Cali, Carmen	2.76	16.1	18	7	5	0	0	4	13	1	.281
*Cate, Troy	0.00	4.1	1	0	0	0	0	1	6	0	.067
Cavazos, Andy	0.00	8.1	2	0	0	0	0	6	9	0	.077
Dove, Dennis	11.37	6.1	9	9	8	4	0	4	3	2	.321
Doyne, Cory	2.67	27.0	26	10	8	0	0	19	27	1	.252
Estrada, Kevin	0.00	1.2	1	1	0	0	0	1	1	0	.200
Garcia, Jose	0.00	3.0	4	0	0	0	0	1	3	0	.308
Garza, Justin	3.26	19.1	13	8	7	0	2	10	15	1	.186
*Haberer, Eric	5.40	16.2	18	11	10	2	3	11	13	1	.277
Hawksworth, Blake	4.24	34.0	35	17	16	5	1	18	26	0	.269
Lambert, Chris	6.91	54.2	58	46	42	11	1	29	42	4	.275
*Ool, Kevin	3.86	30.1	33	15	13	3	3	6	20	4	.284
Pals, Jordan	5.81	66.2	84	46	43	9	0	16	36	2	.313
Parisi, Mike	5.19	67.2	88	44	39	7	4	29	47	4	.308
Pomeranz, Stuart	4.33	43.2	51	22	21	6	1	20	32	2	.297
*Rundles, Rich	3.21	28.0	28	11	10	4	3	8	20	1	.255
Russ, Chris	5.52	31.0	37	21	19	1	1	17	20	1	.303
Scalamandre, Rich	4.38	12.1	11	7	6	1	1	2	9	1	.234
*Walton, Sam	0.00	1.1	1	0	0	0	0	2	3	0	.200
Worrell, Mark	6.39	25.1	26	21	18	6	0	9	21	1	.263
Team Total	0.00	498.0	544	296		59	20	213	366	26	.278

*left-handed

FRONT OFFICE
2007 CARDINALS
2006 REVIEW
HISTORY
MINOR LEAGUES
TEXAS LEAGUE
MISC.

FRONT OFFICE
2007 CARDINALS
2006 REVIEW
HISTORY
MINOR LEAGUES
TEXAS LEAGUE
MISC.

2006 CARDINALS MONTH-BY-MONTH

AUGUST

PLAYER	AVG	G	AB	R	H	2B	3B	HR	RBI	BB	IBB	SO	SB	CS	OBP	SLG	OPS	SF	SAC	HBP	DP	E
*Bigbie, Larry	.333	5	12	3	4	0	0	1	2	5	0	5	0	0	.500	.583	1.083	1	0	0	0	0
Boyd, Shaun	.247	21	81	11	20	3	0	0	2	8	0	11	2	3	.322	.284	.606	0	0	1	1	0
#Estrada, Kevin	.171	19	41	8	7	2	0	0	2	1	0	9	2	1	.209	.220	.429	0	2	1	2	0
Franco, Iker	.117	16	60	4	7	2	0	2	6	3	0	16	0	0	.159	.250	.409	0	1	0	3	1
Gorecki, Reid	.306	13	49	7	15	3	0	2	7	6	0	13	5	3	.382	.490	.872	0	1	0	1	0
*Haberer, Eric	.000	1	1	0	0	0	0	0	0	0	0	0	0	0	.000	.000	.000	0	0	0	0	0
*Haerther, Cody	.326	25	86	6	28	5	0	1	11	13	1	9	0	1	.420	.419	.839	0	0	1	4	0
*Hanson, Travis	.186	27	102	4	19	4	0	1	4	4	0	23	0	0	.224	.255	.479	0	1	1	4	2
Hawthorn, Blake	.000	2	2	2	0	0	0	0	0	2	0	1	0	0	.500	.000	.500	0	0	0	0	0
Hoffpauir, Jarrett	.190	24	79	8	15	4	0	0	3	14	0	10	2	1	.326	.241	.567	0	1	2	0	6
Johnson, Gabe	.078	18	51	4	4	1	0	1	4	10	0	18	0	0	.230	.157	.386	0	1	0	2	3
Marti, Amaury	.164	22	73	4	12	2	0	2	5	10	1	23	0	1	.291	.274	.565	0	0	3	3	0
McCoy, Mike	.197	24	76	13	15	2	0	1	3	9	0	17	4	2	.282	.263	.546	0	4	0	0	4
*Moylan, Dan	.500	2	4	1	2	0	0	1	1	1	0	0	0	0	.600	1.250	1.850	0	0	0	0	0
Pals, Jordan	.000	1	1	0	0	0	0	0	0	1	0	0	0	0	.500	.000	.500	0	1	0	0	0
Parisi, Mike	.000	1	2	0	0	0	0	0	0	0	0	1	0	0	.000	.000	.000	0	0	0	0	0
Richardson, Juan	.310	27	100	11	31	9	0	2	19	10	0	26	0	1	.381	.460	.841	1	0	2	2	0
Ryan, Brendan	.302	10	43	6	13	1	0	0	3	3	0	6	1	1	.348	.326	.673	0	1	0	0	2
Stavinoha, Nick	.330	29	112	17	37	9	3	7	27	13	0	20	0	1	.397	.652	1.049	1	0	0	1	1
Team Total	.235	29	975	109	229	47	3	21	99	113	2	208	16	15	.320	.354	.674	3	13	11	23	19

PITCHER	W-L	ERA	G	GS	CG	SHO	SV	SVO	IP	H	R	ER	HR	HB	BB	IBB	SO	BK	WP	GO/AO	DP	WHIP	AVG
*Cali, Carmen	0-1	2.13	9	0	0	0	0	1	12.2	14	4	3	0	1	6	0	10	0	1	2.75	2	1.58	.286
*Cate, Troy	1-1	0.68	9	0	0	0	1	1	13.1	5	2	1	1	1	5	0	17	0	1	0.85	1	0.75	.111
Dove, Dennis	0-3	8.71	9	0	0	0	0	0	10.1	12	12	10	5	2	7	1	14	0	6	2.17	1	1.84	.279
Doyne, Cory	0-4	4.50	12	0	0	0	2	3	18.0	11	10	9	1	0	14	0	29	1	2	0.67	0	1.39	.169
Estrada, Kevin	0-0	9.00	1	0	0	0	0	0	1.0	1	1	1	0	0	1	0	2	0	0	0.00	0	2.00	.333
Garcia, Jose	0-0	0.00	1	0	0	0	0	0	3.0	2	0	0	0	0	1	0	3	0	0	2.00	0	1.00	.182
*Haberer, Eric	0-2	5.46	5	5	0	0	0	0	28.0	34	19	17	4	2	16	0	17	0	2	1.83	3	1.79	.315
Hawthorn, Blake	1-0	2.92	6	6	0	0	0	0	37.0	28	13	12	4	0	17	1	23	0	1	1.28	4	1.22	.217
Lambert, Chris	1-0	1.29	2	2	0	0	0	0	7.0	4	1	1	1	1	4	0	9	0	0	0.11	0	1.14	.174
*Ool, Kevin	1-1	5.24	8	2	0	0	0	0	22.1	18	13	13	2	1	9	1	9	0	1	2.39	3	1.21	.225
Pals, Jordan	1-2	2.70	6	6	0	0	0	0	40.0	36	13	12	3	0	6	0	18	0	1	1.10	2	1.05	.240
Parisi, Mike	3-2	4.75	6	6	0	0	0	0	36.0	44	20	19	2	1	10	0	30	0	1	1.19	4	1.50	.301
Pomeranz, Stuart	0-1	16.20	2	2	0	0	0	0	3.1	8	6	6	1	0	3	0	3	0	1	1.33	0	3.30	.471
Russ, Chris	0-2	3.57	12	0	0	0	0	1	17.2	18	9	7	0	1	7	1	9	0	3	3.00	1	1.42	.254
Worrell, Mark	1-1	11.32	11	0	0	0	2	4	10.1	19	13	13	3	0	2	0	12	0	1	1.83	0	2.03	.422
Team Total	9-20	4.29	29	29	0	1	5	10	260.0	254	136	124	27	10	108	4	205	1	21	1.34	21	1.39	.258

*left-handed #switch-hitter

2006 CARDINALS MONTH-BY-MONTH

SEPTEMBER

BATTER	AVG	G	AB	R	H	2B	3B	HR	RBI	BB	IBB	SO	SB	CS	OBP	SLG	OPS	SF	SAC	HBP	DP	E
Boyd, Shaun	.143	3	14	1	2	0	0	0	0	1	0	2	2	0	.250	.143	.393	0	0	1	0	0
#Estrada, Kevin	.000	1	4	0	0	0	0	0	0	0	0	0	0	0	.000	.000	.000	0	0	0	0	0
Franco, Iker	.250	3	12	3	3	0	1	1	4	2	0	4	0	0	.357	.667	1.024	0	0	0	0	0
*Haerther, Cody	.333	3	12	5	4	1	0	0	2	2	0	2	0	0	.429	.417	.845	0	0	0	0	1
*Hanson, Travis	.167	3	12	3	2	0	0	0	1	2	0	2	0	0	.286	.167	.452	0	0	0	0	0
Hoffpauir, Jarrett	.286	3	14	2	4	0	0	1	4	0	0	1	0	0	.286	.500	.786	0	0	0	0	1
Johnson, Gabe	.444	2	9	3	4	0	0	2	6	1	0	1	0	0	.500	1.111	1.611	0	0	0	0	0
McCoy, Mike	.250	3	12	2	3	1	0	0	0	2	0	3	1	1	.357	.333	.690	0	0	0	1	1
Richardson, Juan	.182	3	11	2	2	0	0	1	3	3	0	2	0	0	.357	.455	.812	0	0	0	1	0
Stavinoha, Nick	.615	3	13	3	8	1	0	0	2	1	0	1	0	0	.643	.692	1.335	0	0	0	0	0
Team Total	.283	3	113	24	32	3	1	5	22	14	0	18	3	1	.367	.460	.827	0	0	1	2	3

PITCHER	W-L	ERA	G	GS	CG	SHO	SV	SVO	IP	H	R	ER	HR	HB	BB	IBB	SO	BK	WP	GO/AO	DP	WHIP	AVG
*Cate, Troy	0-0	0.00	1	0	0	0	0	0	2.1	0	0	0	0	0	1	0	3	0	0	1.00	0	0.43	.000
Dove, Dennis	0-0	0.00	1	0	0	0	0	0	1	0	0	0	0	0	0	0	0	0	0	2.00	0	0.00	.000
Garcia, Jose	0-1	3.38	1	0	0	0	0	0	2.2	4	1	1	0	0	2	0	2	0	1	0.67	0	2.25	.364
*Haberer, Eric	0-0	6.00	1	1	0	0	0	0	6	8	4	4	2	0	3	0	3	0	0	1.20	0	1.83	.364
Hawthorn, Blake	1-0	2.57	1	1	0	0	0	0	7	8	2	2	0	0	1	0	8	0	0	1.00	1	1.29	.286
*Ool, Kevin	0-0	9.00	1	0	0	0	0	0	1	2	1	1	0	0	0	1	0	0	1.00	0	2.00	.400	
Parisi, Mike	0-1	14.73	1	1	0	0	0	0	3.2	7	6	6	2	0	6	0	0	0	1	1.20	1	3.55	.438
Russ, Chris	0-0	0.00	2	0	0	0	0	0	2	0	0	0	0	0	0	0	2	0	0	1.00	0	0.00	.000
Team Total	1-2	4.91	3	3	0	0	0	0	25.2	29	14	14	4	0	13	0	19	0	2	1.00	2	1.64	.293

*left-handed #switch-hitter

FRONT OFFICE
2007 CARDINALS
2006 REVIEW
HISTORY
MINOR LEAGUES
TEXAS LEAGUE
MISC.

FRONT OFFICE
2007 CARDINALS
2006 REVIEW
HISTORY
MINOR LEAGUES
TEXAS LEAGUE
MISC.

2006 CARDINALS VS OPPONENTS

TEXAS LEAGUE NORTH

	Home		Road		Totals		Series		
	W	L	W	L	W	L	W	L	T
Arkansas	9	5	9	4	18	9	4	0	2
Tulsa	8	5	9	5	17	10	3	2	1
Wichita	6	8	3	11	9	19	1	4	1
TOTALS	23	18	21	20	44	38	8	6	4

TEXAS LEAGUE SOUTH

	Home		Road		Totals		Series		
	W	L	W	L	W	L	W	L	T
Corpus Christi	4	2	1	6	5	8	1	2	1
Frisco	4	3	2	5	6	8	2	2	-
Midland	3	4	1	6	4	10	1	3	-
San Antonio	4	2	3	4	7	6	1	3	1
TOTALS	15	11	7	21	22	32	4	4	4

2006 CARDINALS RECORD WHEN

At home: 38-30
On the road: 28-41

In day games: 9-10
In night games: 57-61

Cardinals score first: 39-21
Opponent scores first: 27-50

In extra inning games: 2-7
Double-headers: 14-21
In one-run games: 14-21
Shutouts: 4-4
Committing no errors: 26-20

Scoring more than 4 runs: 45-15
Scoring 4 runs or less: 21-56

Hit 0 home runs: 23-38
Hit 1 home run: 19-23
Hit 2 or more home runs: 24-10

Out-hit opponents: 42-16
Out-hit by opponents: 18-44

Leading after 6 innings: 52-10
Tied after 6 innings: 10-13
Trailing after 6 innings: 4-49

Leading after 7 innings: 52-7
Tied after 7 innings: 11-5
Trailing after 7 innings: 2-59

Leading after 8 innings: 57-2
Tied after 8 innings: 3-9
Trailing after 8 innings: 3-58

First game of Series: 17-17
Last game of Series: 15-18

First game of home stand: 4-6
Last game of home stand: 4-5
First game of road trip: 7-3
Last game of road trip: 4-5
After an off-day: 3-6

By Day:

Monday: 7-8
Tuesday: 9-10
Wednesday: 7-12
Thursday: 9-10
Friday: 11-11
Saturday: 11-9
Sunday: 11-11

By Month:

April: 15-9
May: 16-11
June: 9-16
July: 16-13
August: 9-20
September: 1-2

By Series:

Won: 14
Lost: 17
Split: 4
Swept opponent: 2
Was swept by opponent: 3

2006 FINAL ATTENDANCE

	Total	Average	Home Record
Frisco RoughRiders	580,480	8,413	44-26
Springfield Cardinals	492,302	7,348	38-30
Corpus Christi Hooks	506,398	7,234	47-23
Tulsa Drillers	333,763	4,982	40-29
San Antonio Missions	277,035	3,958	36-35
Midland RockHounds	266,700	3,922	45-24
Arkansas Travelers	207,507	3,294	24-45
Wichita Wranglers	177,758	2,653	41-28

2006 CARDINALS HIGHS & LOWS

TEAM BATTING

Most Runs - Inning - Cards.....	9	6/23 at San Antonio
Most Runs - Inning - Opponent.....	7	6/8 at Wichita
Most Runs - Game - Cards.....	17	9/2 at Arkansas
Most Runs - Game - Opponent.....	15	7/24 vs. Arkansas
Most Runs - Game - Both Clubs.....	26	7/24 vs. Arkansas
Most Hits - Game - Cards.....	19	7/18 at Wichita
Most Hits - Game - Opponent.....	18	8/27 vs. Wichita
Fewest Hits - Game - Cards.....	*2	8/7 at Midland
Most Home Runs - Game - Cards.....	*5	6/11 vs. Arkansas
Most Home Runs - Game - Opponent.....	6	7/24 vs. Arkansas

TEAM PITCHING

Most Strikeouts - Game - Cards.....	*13	6/16 vs. Tulsa
Most Strikeouts - Game - Opponent.....	16	8/10 vs. Frisco
Fewest Strikeouts - Game - Cards.....	1	5/14 at Wichita
Fewest Strikeouts - Game - Opponent.....	1	4/22 vs. Tulsa
Most Walks - Game - Cards.....	*9	8/13 vs. Midland
Most Walks - Game - Opponent.....	*9	8/2 at Arkansas
Fewest Walks - Game - Cards.....	*0	7/30 vs. Tulsa
Fewest Walks - Game - Opponent.....	*0	6/28 at. Corpus
Fewest Hits Allowed.....	*2	7/15 vs. San Antonio

TEAM MISCELLANEOUS

Longest Winning Streak.....	6	7/5 - 7/11
Longest Losing Streak.....	7	8/18 - 8/25
Longest Game - Innings.....	13	8/10 vs. Frisco
Longest Game - Time (Overall).....	3:58	8/18 at. Frisco
Longest Game - Time (9-inning game).....	3:27	5/4 at Corpus Christi
Largest Margin of Victory.....	15	7/18 at Wichita
Largest Margin of Defeat.....	10	7/19 at Wichita
Largest Crowd - Home.....	10,139	7/1 vs. Wichita
Largest Crowd - Road.....	10,544	6/2 at Frisco
Most Left on Base.....	15	7/12 vs. Corpus Christi
Most Errors.....	5	7/22 at Wichita

INDIVIDUAL BATTING

Longest Hitting Streak (Games).....	*14, Franco	4/24-5/13
Most Runs - Game.....	4, Haerther	7/9 at Tulsa
Most Hits - Game.....	*4, Stavinoha	8/26 vs. Wichita
Most Doubles - Game.....	3, Richardson	7/27 vs. Arkansas
Most Triples - Game.....	*1, Stavinoha	8/25 at Tulsa
Most Home Runs - Game.....	*2, Haerther	7/18 at Wichita
Most RBI - Game.....	*7, Evans	8/3 vs. Arkansas
Most Stolen Bases - Game.....	*3, Estrada & McCoy	7/11 vs. Corpus Christi

INDIVIDUAL PITCHING

Most Strikeouts - Game (Starter).....	*10, Lambert	8/12 vs. Frisco
Most Strikeouts - Game (Reliever).....	6, Doyne	8/19 at Frisco
Most Innings Pitched - Game (Starter).....	9.0, Rundles	6/3 at Frisco
Most Innings Pitched - Game (Reliever).....	5.1, Ool	8/18 at Frisco
Longest Winning Streak.....	6, Pomeranz	4/8 - 5/22
Longest Losing Streak.....	6, Pals	7/12 - 8/28

*Occured more than once - last time is listed

2006 CARDINALS TRANSACTIONS

<p>April 6: SS Brendan Ryan placed on the DL (left wrist)</p> <p>April 6: OF Tyler Parker placed on the DL (left thumb)</p> <p>April 6: OF Matt Dryer added to Opening Day roster</p> <p>April 15: 1B Juan Richardson placed on DL</p> <p>April 17: C Jason Motte transferred from Palm Beach (A)</p> <p>April 17: C Dan Moylan placed on DL (fracture of finger on right hand)</p> <p>April 19: IF Rayner Laya placed on the DL (sprained left pinkie)</p> <p>April 21: 1B Juan Richardson activated off the DL</p> <p>April 22: LHP Sam Walton placed on DL (left deltoid strain)</p> <p>April 23: C/1B Gabe Johnson transferred from Memphis (AAA)</p> <p>April 23: C Jason Motte transferred to Palm Beach (A)</p> <p>April 26: IF Kevin Estrada transferred from Memphis (AAA)</p> <p>April 28: IF Kevin Estrada transferred to Memphis (AAA)</p> <p>May 4: OF Nick Stavinoha placed on the DL (severe left ankle sprain)</p> <p>May 5: LHP Sam Walton released</p> <p>May 5: RHP Cory Doyne placed on the DL (right groin pull)</p> <p>May 6: RHP Justin Garza transferred from Palm Beach (A)</p> <p>May 7: 1B Josh Pressley signed as a free agent</p> <p>May 8: IF Rayner Laya activated off the DL</p> <p>May 17: OF Nick Stavinoha activated off the DL</p> <p>May 17: OF Tyler Parker transferred to Palm Beach (A)</p> <p>May 20: RHP Cory Doyne activated off the DL</p> <p>May 20: RHP Andy Cavazos transferred to Memphis (AAA)</p> <p>June 6: OF Brian Martin transferred to Memphis (AAA)</p> <p>June 9: OF Terry Evans transferred from Palm Beach (A)</p> <p>June 13: C Dan Moylan activated off the DL</p> <p>June 13: C/1B Gabe Johnson placed on the Inactive list</p> <p>June 18: C Gabe Johnson activated</p> <p>June 18: C Iker Franco placed on the DL (right elbow tendinitis)</p> <p>June 19: OF Reid Gorecki placed on the DL (right heel bruise)</p> <p>June 21: 3B Rico Washington transferred to Memphis (AAA)</p> <p>June 21: 3B Travis Hanson transferred from Memphis (AAA)</p> <p>June 21: RHP Rich Scalamandre transferred to Memphis (AAA)</p> <p>June 21: LHP Carmen Cali transferred from Memphis (AAA)</p> <p>June 21: 1B/DH Josh Pressley released</p> <p>June 21: OF Shaun Boyd transferred from Memphis (AAA)</p>	<p>June 23: RHP Blake Hawksworth transferred from Palm Beach (A)</p> <p>June 23: LHP Rich Rundles traded to NY Mets</p> <p>June 28: IF Kevin Estrada transferred from Memphis (AAA)</p> <p>June 30: IF Rayner Laya transferred to Palm Beach</p> <p>June 30: C Iker Franco activated off the DL</p> <p>July 1: RHP Stuart Pomeranz placed on the DL (strained left oblique)</p> <p>July 3: OF Reid Gorecki activated off the DL</p> <p>July 3: C Gabe Johnson placed on the DL (sprained left wrist)</p> <p>July 5: OF Terry Evans traded to the Los Angeles Angels of Anaheim</p> <p>July 6: RHP Jose Garcia transferred from Palm Beach (A)</p> <p>July 7: RHP Jose Garcia transferred to Palm Beach (A)</p> <p>July 7: LHP Eric Haberer transferred from Palm Beach (A)</p> <p>July 8: RHP Stuart Pomeranz placed on the DL (strained left oblique)</p> <p>July 9: OF Amaury Marti transferred from Palm Beach</p> <p>July 10: C Gabe Johnson activated off the DL</p> <p>July 10: OF Reid Gorecki placed on the DL (left hamstring pull)</p> <p>July 19: OF Larry Bigbie Major League rehab assignment</p> <p>July 20: RHP Chris Lambert transferred to Memphis (AAA)</p> <p>July 23: RHP Chris Lambert transferred from Memphis (AAA)</p> <p>July 24: SS Brendan Ryan sent on a rehab assignment to State College</p> <p>July 26: RHP Justin Garza transferred to Palm Beach (A)</p> <p>July 26: RHP Dennis Dove transferred from Palm Beach (A)</p> <p>July 28: OF Reid Gorecki activated off the DL</p> <p>July 28: C Iker Franco placed on the DL (right elbow tendinitis)</p> <p>Aug. 8: C Iker Franco activated off the DL</p> <p>Aug. 8: C Dan Moylan transferred to Palm Beach (A)</p> <p>Aug. 12: RHP Chris Lambert placed on the DL (pulled muscle in right arm)</p> <p>Aug. 12: LHP Troy Cate transferred from Palm Beach (A)</p> <p>Aug. 15: OF Reid Gorecki transferred to Memphis (AAA)</p> <p>Aug. 18: SS Brendan Ryan activated off the DL</p> <p>Aug. 19: RHP Stuart Pomeranz shut down in preparation for the AFL</p> <p>Aug. 28: RHP Jose Garcia transferred from Palm Beach (A)</p> <p>Aug. 29: SS Brendan Ryan transferred to Memphis (AAA)</p> <p>Sept. 1: RHP Cory Doyne transferred to Memphis (AAA)</p>
--	--

2006 TEXAS LEAGUE STATISTICS

TEAM BATTING

CLUB	AVG	G	AB	R	H	2B	3B	HR	RBI	BB	SO	SB	CS	GDP	LOB	SLG	OBP
Corpus Christi	.279	139	4738	645	1324	257	37	119	604	431	821	113	64	113	1014	.425	.425
Wichita	.277	140	4796	758	1329	260	29	124	722	512	832	69	44	119	1002	.421	.343
Midland	.275	139	4818	715	1323	288	34	116	673	614	950	72	42	128	1151	.421	.363
Tulsa	.272	139	4721	726	1286	301	31	150	686	475	962	71	40	126	1004	.445	.346
Arkansas	.268	139	4685	689	1255	293	25	158	633	421	1078	129	77	86	890	.442	.339
Frisco	.267	140	4756	671	1272	258	26	131	627	460	1015	101	59	115	987	.415	.339
Springfield	.262	138	4626	665	1213	249	21	128	612	515	975	92	53	122	963	.408	.341
San Antonio	.247	138	4617	576	1142	207	32	85	526	477	1029	114	51	101	983	.361	.323
Totals	.268	1112	37757	5472	10144	2113	2351011	5083	3905	7662	761	430	910	7994	.417	3.43	

TEAM PITCHING

CLUB	W-L	ERA	G	CG	SHO	SV	IP	H	R	ER	HR	HB	BB	SO	WPBK
San Antonio	60-78	3.85	138	0	7	34	1219.2	1229	607	522	100	78	461	925	75
Corpus Christi	76-63	3.92	139	3	10	37	1227.1	1194	627	535	111	73	483	1069	73
Midland	78-61	4.16	139	4	6	43	1255	1294	643	580	99	65	446	972	77
Tulsa	75-64	4.25	139	8	8	36	1221	1186	678	577	140	79	473	959	72
Frisco	72-68	4.30	140	3	6	30	1238	1268	676	591	121	68	493	1099	71
Springfield	66-72	4.33	138	1	3	37	1212	1252	668	583	130	47	481	927	89
Wichita	77-62	4.59	140	2	4	38	1239.2	1287	701	632	132	73	542	948	93
Arkansas	51-87	5.65	139	3	5	26	1215	1434	872	763	178	76	526	763	80
Totals	555-555	4.38	1112	24	49	281	9826.5	10144	5472	4783	1011	559	3905	7662	630

TEAM FIELDING

CLUB	PCT	G	PO	A	E	TC	DP	TP	PB
Midland	.982	139	3765	1489	98	5352	135	0	10
Wichita	.978	140	3719	1560	121	5400	148	0	6
Tulsa	.976	139	3663	1480	127	5270	156	0	15
San Antonio	.974	138	3659	1483	137	5279	134	0	23
Springfield	.973	138	3635	1501	140	5276	132	0	19
Frisco	.973	140	3714	1385	139	5238	107	0	14
Arkansas	.972	139	3645	1462	145	5252	177	0	15
Corpus Christi	.968	139	3682	1387	137	5236	125	0	6
Totals	.9745	112	29482	11747	1074	42303	1114	0	108

FRONT OFFICE

2007 CARDINALS

2006 REVIEW

HISTORY

MINOR LEAGUES

TEXAS LEAGUE

MISC.

FRONT OFFICE

2007 CARDINALS

2006 REVIEW

HISTORY

MINOR LEAGUES

TEXAS LEAGUE

MISC.

2006 TEXAS LEAGUE BATTING LEADERS

BATTING AVERAGE

.331	Butler B.	WIC
.327	Zobrist B.	COR
.325	Gordon A.	WIC
.325	House J.	COR
.316	Stavisky B.	MID

HOME RUNS

34	Gold N.	FRI
31	Koshansky J.	TUL
29	Gordon A.	WIC
28	Pence H.	COR
25	Wood B.	ARK

RUNS BATTED IN

109	Koshansky J.	TUL
103	Gold N.	FRI
101	Gordon A.	WIC
96	Butler B.	WIC
95	Pence H.	COR

STOLEN BASES

43	Anderson J.	COR
35	Bacon D.	ARK
30	McCoy M.	SPR
26	Boucher S.	SAN
23	Bourgeois J.	SAN

HITS

173	Anderson J.	COR
166	Maier M.	WIC
158	Butler B.	WIC
158	Gordon A.	WIC
154	Smith S.	TUL

RUNS

111	Gordon A.	WIC
105	Sanchez A.	WIC
97	Pence H.	COR
95	Maier M.	WIC
93	Lubanski C.	WIC

DOUBLES

46	Smith S.	TUL
42	Wood B.	ARK
41	Brown M.	ARK
41	Stewart I.	TUL
39	Gordon A.	WIC

TRIPLES

11	Lubanski C.	WIC
8	Colamarino B.	MID
8	Pence H.	COR
7	Bourgeois J.	SAN
2 others tied at 7		

EXTRA-BASE HITS

71	Wood B.	ARK
69	Gordon A.	WIC
67	Pence H.	COR
65	Smith S.	TUL
63	Brown M.	ARK

WALKS

72	Gordon A.	WIC
72	Lubanski C.	WIC
70	Balentien W.	SAN
68	Meillo K.	MID
65	Boucher S.	SAN

GAMES

138	Maier M.	WIC
137	Lubanski C.	WIC
136	Meillo K.	MID
136	Pence H.	COR
134	Brown M.	ARK

ON-BASE PERCENTAGE

.434	Zobrist B.	COR
.429	Stavisky B.	MID
.427	Gordon A.	WIC
.405	Spanos V.	MID
.394	Rodland E.	ARK

SLUGGING PERCENTAGE

.588	Gordon A.	WIC
.582	Gold N.	FRI
.552	Wood B.	ARK
.533	Pence H.	COR
.526	Koshansky J.	TUL

TOTAL BASES

286	Gordon A.	WIC
279	Pence H.	COR
263	Gold N.	FRI
263	Koshansky J.	TUL
257	Maier M.	WIC

AT-BATS

561	Anderson J.	COR
543	Maier M.	WIC
542	Sanchez A.	WIC
524	Lubanski C.	WIC
524	Smith S.	TUL

STRIKEOUTS

149	Wood B.	ARK
140	Balentien W.	SAN
134	Koshansky J.	TUL
117	Allegra M.	MID
114	Richardson J.	SPR

HBP

25	Spanos V.	MID
18	Peel A.	ARK
16	Gordon A.	WIC
21	Aspito J.	ARK
3 others tied with 11		

INTENTIONAL WALKS

6	Pence H.	COR
5	Balentien W.	SAN
5	Gold N.	FRI
5	Koshansky J.	TUL
5	House J.	COR

CAUGHT STEALING

13	Anderson J.	COR
12	Merrill R.	MID
12	Maier M.	WIC
11	Peel A.	ARK
11	Bacon D.	ARK

GIDP

25	Butler B.	WIC
16	Young W.	COR
16	Murphy D.	WIC
15	Haerther C	SPR
15	Suzuki K.	MID

SACRIFICE FLIES

10	Brown D.	WIC
10	Thigpin J.	TUL
10	Kaaihue K.	WIC
9	Bonifay J.	COR
9	Maier M.	WIC

SACRIFICE HITS

16	McCoy M.	SPR
11	Sanchez A.	WIC
11	Fernando O.	COR
4 others tied at 9		

PLATE APPEARANCES

613	Lubanski C.	WIC
612	Sanchez A.	WIC
610	Anderson J.	COR
603	Maier M.	WIC
592	Pence H.	COR

2006 TEXAS LEAGUE PITCHING LEADERS

EARNED RUN AVERAGE

2.17	Albers M.	COR
3.37	Ziegler B.	MID
3.52	Douglass C.	COR
3.64	Bazardo Y.	SAN
3.67	Knox B.	MID

WINS

12	Aguilar R.	MID
12	Diamond T.	FRI
12	Herndon J.	WIC
12	Knox B.	MID
12	Morillo J.	TUL

SAVES

27	Worrell M.	SPR
24	McBeth M.	MID
19	Corpas M.	TUL
15	Estrada P.	COR
14	Peguero J.	COR

STRIKEOUTS

145	Diamond T.	FRI
134	Estrada P.	COR
132	Morillo J.	TUL
127	Feierabend R.	SAN
113	Lambert C.	SPR

INNINGS PITCHED

164.2	Kaiser M.	TUL
161.2	Knox B.	MID
161.0	Douglass C.	COR
160.1	Pals J.	SPR
160.1	Smith J.	ARK

LOSSES

14	Hunter C.	ARK
13	Smith J.	ARK
12	Feierabend R.	SAN
11	Blackley T.	SAN
11	Bradly D.	MID

GAMES

62	Newman J.	TUL
57	Worrell M.	SPR
56	Estrada P.	COR
55	Robertson C.	MID
55	Russ C.	SPR

COMPLETE GAMES

4	Kaiser M.	TUL
2	Douglass C.	COR
2	Olsen K.	MID
2	Register S.	TUL
2	Smith J.	ARK

WALKS

80	Morillo J.	TUL
78	Cedeno J.	WIC
78	Diamond T.	FRI
70	Song S.	WIC
69	Hunter C.	ARK

SHUTOUTS

2	Douglas C.	COR
1	Arreando J.	ARK
1	Diamond T.	FRI
1	Jimenez U.	TUL
2 others tied with 1		

HOME RUNS ALLOWED

28	Rodriguez R.	ARK
25	Register S.	TUL
24	Pals J.	SPR
24	Smith J.	ARK
23	Green N.	ARK

GAMES STARTED

28	Aguilar R.	MID
28	Feierabend R.	SAN
27	Diamond T.	FRI
27	Morillo J.	TUL
4 others tied with 27		

GAMES FINISHED

51	Worrell M.	SPR
39	McBeth M.	MID
33	Estrada P.	COR
30	Corpas M.	TUL
30	Thompson R.	ARK

WINNING PERCENTAGE

.833	Albers M.	COR
.706	Diamond T.	FRI
.706	Knox B.	MID
.667	Herndon J.	WIC
.632	Aguilar R.	MID

HITS ALLOWED

201	Pals J.	SPR
199	Smith J.	ARK
197	Herndon J.	WIC
190	Aguilar R.	MID
187	Register S.	TUL

RUNS ALLOWED

114	Register S.	TUL
113	Smith J.	ARK
113	Hunter C.	ARK
111	Rodriguez R.	ARK
104	Herndon J.	WIC

EARNED RUNS ALLOWED

104	Hunter C.	ARK
98	Rodriguez R.	ARK
96	Register S.	TUL
94	Herndon J.	WIC
93	Smith J.	ARK

HIT BATTERS

15	Blackley T.	SAN
14	Smith J.	ARK
12	Albers M.	COR
11	Douglass C.	COR
11	Edwards B.	ARK

BALKS

4	Mansfield M.	COR
2	Arias A.	TUL
2	Hunter C.	ARK
2	Kaiser M.	TUL
5 others tied with 2		

WILD PITCHES

16	Cedeno J.	WIC
13	Hunter C.	ARK
13	Estrada P.	COR
13	Aguilar R.	MID
13	Lambert C.	SPR

TOTAL BATTERS FACED

737	Smith J.	ARK
704	Pals J.	SPR
697	Herndon J.	WIC
694	Register S.	TUL
690	Kaiser M.	TUL

SACRIFICE HITS

11	Morillo J.	TUL
10	Register S.	TUL
9	Bradley D.	MID
9	Pals J.	SPR
2 others tied with 8		

SACRIFICE FLIES

10	Davidson D.	ARK
9	Green N.	ARK
9	Song S.	WIC
8	Knox B.	MID
4 others tied with 7		

STOLEN BASES AGAINST

28	Miller J.	COR
23	Gutierrez J.	COR
21	Morillo J.	TUL
19	Diamond T.	FRI
19	Douglass C.	COR

CAUGHT STEALING AGAINST

12	Feierabend R.	SAN
11	Morillo J.	TUL
11	Douglass C.	COR
11	Rodriguez R.	ARK
2 others tied at 10		

BASERUNNER SB % AGAINST

.857	Feierabend R.	SAN
.667	Blackley R.	SAN
.667	Knox B.	MID
.643	Song S.	WIC
.563	Pals J.	SPR

FRONT OFFICE

2007 CARDINALS

2006 REVIEW

HISTORY

MINOR LEAGUES

TEXAS LEAGUE

MISC.

FRONT OFFICE

2007 CARDINALS

2006 REVIEW

HISTORY

MINOR LEAGUES

TEXAS LEAGUE

MISC.

2006 TEXAS LEAGUE PITCHING LEADERS

STARTING PITCHERS

BATTING AVERAGE

.219	Dimaond T.	FRI
.223	Albers M.	COR
.233	Greinke Z.	WIC
.237	Gutierrez J.	COR
.239	Olsen K.	MID

HIGHEST SO/9 IP RATIO

10.09	Diamond T.	FRI
9.48	Talbot M.	COR
9.2	Gutierrez J.	COR
8.47	Morillo J.	TUL
8.43	Lambert C.	SPR

LOWEST BB-IBB/9 IP RATIO

1.68	Green N.	ARK
1.97	Greinke Z.	WIC
2.13	Olsen K.	MID
2.13	Miller J.	COR
2.13	Pals J.	SPR

FEWEST BASERUNNERS PER 9 IP

10.37	Greinke Z.	WIC
10.84	Olsen K.	MID
11.06	Green N.	ARK
11.55	Gutierrez J.	COR
11.78	Douglass C.	COR

RELIEVERS

BATTING AVERAGE

.191	Estrada P.	COR
.197	Songster J.	TUL
.204	Doyne C.	SPR
.204	Newman J.	TUL
.218	Thompson R.	ARK

HIGHEST SO/9 IP RATIO

13.6	Estrada P.	COR
10.95	Worrell M.	SPR
10.68	Chavez J.	FRI
10.58	Doyne C.	SPR
10.43	Robertson C.	MID

LOWEST BB-IBB/9 IP RATIO

1.85	Ool K.	SPR
1.92	Touchet D.	FRI
2.15	Robertson C.	MID
2.33	Carlson J.	FRI
2.4	Williams A.	COR

FEWEST BASERUNNERS PER 9 IP

9.7	Newman J.	TUL
10.35	Estrada P.	COR
10.43	Robertson C.	MID
10.65	Worrell M.	SPR
10.94	Songster J.	TUL

2006 TEXAS LEAGUE FIELDING LEADERS

FIRST BASE

Middleton K., WIC, 5

Leader -- Ricardson J., SPR, .993

Games -- Koshansky J., TUL, 125

TC -- Koshansky J., TUL, 1215

Putouts -- Koshansky J., TUL, 1108

Assists -- Koshansky J., TUL, 96

Errors -- Koshansky J., TUL, 11

DP -- Koshansky J., TUL, 126

SHORTSTOP

Leader -- Merrill. R., MID, .974

Games -- Sanchez A., WIC, 133

TC -- Sanchez A., WIC, 649

Putouts -- Wood B., ARK, 219

Assists -- Sanchez A., WIC, 423

Errors -- (TIE)
Wood B., ARK, & McCoy M., SPR, 27

DP -- (TIE)
Sanchez A., WIC, & Wood M., ARK, 99

PITCHER

Leader -- Register S., TUL, 1.00

Games -- Newman J., TUL, 62

TC -- Register S., TUL, 46

Putouts -- Kaiser M., TUL, 22

Assists -- Blackley T., SAN, 36

Errors -- (TIE)
Douglass C., COR, & Bradley D., MID, 5

DP -- (TIE)
Ziegler B., MID, Miller J., COR, &

SECOND BASE

Leader -- Melillo K., MID, .990

Games -- Melillo K., MID, 134

TC -- Melillo K., MID, 618

Putouts -- Melillo K., MID, 249

Assists -- Melillo K., MID, 363

Errors -- Hoffpauir J., SPR, 23

DP -- Rodland. E., ARK, 111

OUTFIELD

Leader -- Blalock, J., FRI, .994

Games -- (TIE)
Lubanski C., WIC, & Maier M., WIC, 350

TC -- Maier M., WIC, 350

Putouts -- Maier M., WIC, 333

Assists -- Balentien W., SAN, 17

Errors -- Balentien W., SAN, 11

DP -- Balentien W., SAN, 6

THIRD BASE

Leader -- Gordon, A., WIC, .955

Games -- Brown M., ARK, 129

TC -- Gordon A., WIC, 352

Putouts -- Brown M., ARK, 96

Assists -- Stewart, I., TUL, 252

Errors -- Brown M., ARK, 27

DP -- Stewart I., TUL, 38

CATCHER

Leader -- Suzuki, K., MID, .997

Games -- Suzuki K., MID, 91

TC -- Richardson K., FRI, 765

Putouts -- Richardson K., FRI, 703

Assists -- Wilson B., ARK, 63

Errors -- (TIE)
Wilson B., ARK, & Johnson G., SPR, 9

DP -- Franco I., SPR, 10

PB -- (TIE)
Colina A., TUL & Oliveros L., SAN, 11

CAUGHT STEALING / STOLEN BASES AGAINST EFFICIENCY

CLUB	CS	SB	ATT	PCT
Corpus Christi	52	159	211	.246
Tulsa	42	88	130	.323
Springfield	56	94	150	.373
Frisco	66	108	174	.379
Wichita	50	80	130	.385
Arkansas	52	83	135	.385
San Antonio	58	80	138	.420
Midland	54	69	123	.439
TOTALS	430	761	1191	.361

FRONT OFFICE

2007 CARDINALS

2006 REVIEW

HISTORY

MINOR LEAGUES

TEXAS LEAGUE

MISC.

FRONT OFFICE

2007 CARDINALS

2006 REVIEW

HISTORY

MINOR LEAGUES

TEXAS LEAGUE

MISC.



Travis Hanson is first in home runs, hits, doubles, and runs batted in on the all-time Springfield Cardinals list.

History and Records

HISTORY & RECORDS



SPRINGFIELD CARDINALS FIRSTS

OFFENSIVE FIRSTS:

- FIRST HIT -- Shaun Boyd -- 4/7/05.....led off game with a double at ARK
- FIRST RUN -- Shaun Boyd -- 4/7/05.....scored on Hanson's HR just three batters into game at ARK
- FIRST HOME RUN -- Travis Hanson -- 4/7/05.....2-run HR just three batters into game at ARK
- FIRST RBI -- Travis Hanson -- 4/7/05.....2-run HR in the 1st inning at ARK
- FIRST SINGLE -- Milko Jaramillo -- 4/7/05.....RBI single in the 5th inning at ARK
- FIRST DOUBLE -- Shaun Boyd -- 4/7/05.....led off game at ARK
- FIRST TRIPLE -- Travis Hanson -- 4/12/05.....RBI triple in the 4th inning vs. TUL
- FIRST TROUBLE TO LEAD OFF A GAME -- Kevin Estrada -- 5/9/05.....Top of the 1st inning at SAN
- FIRST WALK-OFF HR -- Tyler Minges -- 4/28/05.....Bottom of the 9th inning in 2-1 victory vs. COR
- FIRST GRAND SLAM -- Tyler Minges -- 4/18/05.....Off Ambiorix Burgos in 8th inning at WIC
- FIRST MULTI-HOMER GAME -- Tyler Minges -- 4/18/05.....two HR's at WIC
- FIRST STOLEN BASE -- Shaun Boyd -- 4/13/05.....stole 2nd base in the 1st inning at TUL
- FIRST SB ATTEMPT -- Kevin Estrada -- 4/7/05.....caught stealing 2nd in 9th inning at ARK
- FIRST PITCHER WITH A HIT -- Buddy Blair -- 4/14/05.....infield single in 4th inning vs. TUL
- FIRST PITCHER WITH A HR -- Jordan Pals -- 5/6/05.....2-run HR in 2nd inning at COR

FIRST PITCHER TO RECORD A:

- WIN -- Randy Leek -- 4/12/05.....2-1 victory vs. TUL
- LOSS -- Nate Cotton -- 4/7/05.....6-5 loss at ARK
- SAVE -- Josh Kinney -- 4/12/05.....2-1 victory vs. TUL
- STRIKEOUT -- Jeremy Cook -- 4/7/05.....struck out Erick Aybar in 3rd inning at ARK
- WALK -- Jeremy Cook -- 4/7/05.....walked Reggie Willits to lead off 1st inning at ARK
- COMPLETE GAME -- Randy Leek -- 5/29/05.....7-inning 3-0 win in Game 1 of DH at FRI
- COMPLETE GAME SHUTOUT -- Randy Leek -- 5/29/05.....7-inning 3-0 win in Game 1 of DH at FRI
- COMPLETE GAME 9-INN SHUTOUT -- Randy Leek -- 8/14/05.....6-0 win vs. FRI

TEAM FIRSTS

- FIRST WIN -- 4/12/05.....2-1 victory in Home Opener vs. TUL
- FIRST LOSS -- 4/7/05.....6-5 loss in Road Opener at ARK
- FIRST SERIES SWEEP -- 6/3/05 - 6/5/05.....3-game sweep vs. FRI
- FIRST SERIES SWEEP -- 4/7/05 - 4/10/05.....4-game sweep at ARK
- FIRST EXTRA INNING GAME -- 4/15/05.....5-4 loss in 10 innings vs. TUL
- FIRST EXTRA INNING WIN -- 5/1/05.....2-1 win in 10 innings vs. COR
- FIRST DOUBLE HEADER -- 5/29/05.....3-0 win in Game 1, 6-5 11-inning loss in Game 2 at FRI

Opening Day Starting Lineups

April 7, 2005

- LF - Shaun Boyd
- CF - Reid Gorecki
- 3B - Travis Hanson
- DH - Papo Bolivar
- C - Gabe Johnson
- 1B - Andy Schutzenhofer
- RF - Tyler Minges
- 2B - Matt DeMarco
- SS - Milko Jaramillo
- P - Jeremy Cook

April 6, 2006

- SS - Mike McCoy
- CF - Reid Gorecki
- RF - Nick Stavinoha
- 3B - Rico Washington
- DH - Brian Martin
- LF - Cody Haerther
- 2B - Jarrett Hoffpauir
- 1B - Matt Dryer
- C - Iker Franco
- P - Jordan Pals

CARDINALS ALL-TIME BATTING LEADERS

BATTING AVERAGE (Minimum 150 AB/team)		RUNS BATTED IN		DOUBLES	
Tyler Minges	.324	Travis Hanson	117	Travis Hanson	41
Rico Washington	.323	Cody Haerther	89	Cody Haerther	37
Juan Richardson	.311	Aaron Herr	81	Tyler Minges	34
Juan Diaz	.308	Juan Richardson	78	Shaun Boyd	34
Aaron Herr	.298	Shaun Boyd	76	Juan Richardson	31
Nick Stavinoha	.297	Nick Stavinoha	73	Reid Gorecki	27
Robinson Cancel	.287	Reid Gorecki	67	Nick Stavinoha	26
Cody Haerther	.284	Gabe Johnson	65	Nick Stavinoha	26
Kevin Estrada	.277	Gabe Johnson	65	Rico Washington	23
Shaun Boyd	.276	Papo Bolivar	62	Papo Bolivar	22

GAMES		RUNS		TRIPLES	
Travis Hanson	202	Shaun Boyd	120	Tyler Minges	6
Shaun Boyd	186	Travis Hanson	103	Shaun Boyd	4
Cody Haerther	185	Tyler Minges	98	Kevin Estrada	4
Kevin Estrada	137	Cody Haerther	86	Cody Haerther	4
Mike McCoy	134	Juan Richardson	71	Travis Hanson	3
Reid Gorecki	131	Reid Gorecki	68	Papo Bolivar	3
Papo Bolivar	121	Mike McCoy	65	Nick Stavinoha	3
Juan Richardson	121	Papo Bolivar	60	Rico Washington	3
Jarrett Hoffpaur	119	Kevin Estrada	58	Reid Gorecki	2
Tyler Minges	116	Aaron Herr	56	Mike McCoy	2

AT-BATS		HOME RUNS		STOLEN BASES	
Travis Hanson	798	Travis Hanson	22	Kevin Estrada	30
Shaun Boyd	710	Aaron Herr	21	Mike McCoy	30
Cody Haerther	620	Cody Haerther	21	Shaun Boyd	22
Mike McCoy	488	Reid Gorecki	19	Reid Gorecki	18
Reid Gorecki	486	Tyler Minges	19	Papo Bolivar	17
Juan Richardson	444	Juan Richardson	17	Jarrett Hoffpaur	8
Tyler Minges	429	Gabe Johnson	16	Brendan Ryan	7
Aaron Herr	426	Juan Diaz	13	Tyler Minges	5
Papo Bolivar	425	Rico Washington	13	Terry Evans	5
Kevin Estrada	419	Nick Stavinoha	12	Rico Washington	4

HITS		WALKS		TOTAL BASES	
Travis Hanson	212	Travis Hanson	70	Travis Hanson	325
Shaun Boyd	196	Shaun Boyd	67	Cody Haerther	284
Cody Haerther	176	Mike McCoy	62	Shaun Boyd	265
Tyler Minges	139	Reid Gorecki	60	Tyler Minges	242
Juan Richardson	138	Jarrett Hoffpaur	54	Juan Richardson	222
Aaron Herr	127	Rico Washington	49	Aaron Herr	212
Nick Stavinoha	124	Tyler Minges	47	Reid Gorecki	199
Mike McCoy	120	Juan Richardson	46	Nick Stavinoha	192
Kevin Estrada	116	Cody Haerther	46	Papo Bolivar	173
Papo Bolivar	115	Kevin Estrada	43	Kevin Estrada	170

CARDINALS ALL-TIME PITCHING LEADERS

GAMES		INNINGS PITCHED		WINS	
Cory Doyne	102	Jordan Pals	320.0	Randy Leek	15
Kevin Ool	59	Chris Lambert	205.2	Jordan Pals	15
Mark Worrell	57	Stuart Pomeranz	197.0	Chris Lambert	13
Chris Russ	55	Randy Leek	185.2	Stuart Pomeranz	11
Jordan Pals	54	Mike Parisi	150.2	Mike Parisi	9
Chris Lambert	41	Cory Doyne	121.2	Oscar Alvarez	6
Andy Cavazos	39	Oscar Alvarez	106.0	Jeremy Cummings	5
Anthony Rawson	38	Jeremy Cook	103.1	Josh Kinney	5
Jeremy Cook	37	Kevin Ool	102.1	Rich Rundles	5
Stuart Pomeranz	36	Rich Rundles	86.0	Blake Hawksworth	4

EARNED RUN AVERAGE (Minimum 49.0 IP/team)		WALKS		STRIKEOUTS	
Josh Kinney	1.29	Chris Lambert	111	Jordan Pals	191
Andy Cavazos	2.57	Jordan Pals	81	Chris Lambert	182
Cory Doyne	2.75	Cory Doyne	78	Cory Doyne	131
Blake Hawksworth	3.39	Stuart Pomeranz	70	Stuart Pomeranz	130
Oscar Alvarez	3.40	Mike Parisi	63	Mike Parisi	107
Randy Leek	3.83	Oscar Alvarez	40	Randy Leek	102
Chris Russ	4.17	Eric Haberer	34	Mark Worrell	75
Jordan Pals	4.39	Blake Hawksworth	31	Blake Hawksworth	66
Jeremy Cummings	4.50	Josh Axelson	30	Oscar Alvarez	59
Mark Worrell	4.52	Randy Leek	29	Kevin Ool	56

SAVES	
Mark Worrell	27
Cory Doyne	25
Josh Kinney	11
Evan Rust	4
Rich Scalamandre	2
Carmen Cali	1
Troy Cate	1
Andy Cavazos	1
Joe Nelson	1
Anthony Rawson	1

FRONT OFFICE

2007 CARDINALS

2006 REVIEW

HISTORY

MINOR LEAGUES

TEXAS LEAGUE

MISC.

FRONT OFFICE

2007 CARDINALS

2006 REVIEW

HISTORY

MINOR LEAGUES

TEXAS LEAGUE

MISC.

THE LAST TIME IT HAPPENED

CARDINAL PINCH-HIT HOME RUN

Dan Moylan vs. Tulsa, solo home run off Jim Miller, August 1, 2006, 9th inning

CARDINAL BACK-TO-BACK HOME RUNS

Nick Stavinoha and Juan Richardson vs. Tulsa, August 24, 2006, fifth inning off Enmanuel Uloa

OPPONENT BACK-TO-BACK HOME RUNS

Mat Pali and Devin Day (ARK) at Springfield, June 10, 2006, seventh inning off Jordan Pals

MULTIPLE HRs BY CARDINAL IN ONE GAME

Cody Haerther at Wichita, July 18, 2006, off Seung Song

THREE CONSECUTIVE HRs BY CARDINALS

Travis Hanson, Aaron Herr and Juan Diaz vs. Arkansas, July 25, 2005, eighth inning off Mark O'Sullivan

CARDINAL LEADOFF HOME RUN

Reid Gorecki at Arkansas, August 2, 2006, off Jesse Smith

OPPONENT LEADOFF HOME RUN

Seth Smith (TUL) at Springfield, August 1, 2006, off Blake Hawksworth

GRAND SLAM BY CARDINAL

Gabe Johnson at Arkansas, September 2, 2006 off Christopher Hunter

GRAND SLAM BY OPPONENT

Cameron Coughlan at Midland, August 7, 2006, off Kevin Ool

CARDINAL WALK-OFF HOME RUN

Rico Washington vs. Frisco off Jesse Carlson, May 28, 2006, 11th inning

OPPONENT WALKOFF HOMERUN

Greg Porter at Arkansas off Mark Worrell, May 19, 2006, 9th inning

CARDINAL HIT FOR CYCLE

-

FIVE HITS IN ONE GAME BY CARDINAL

-

THREE STOLEN BASES IN ONE GAME BY CARDINAL

(TIE) July 11, 2006 vs. Corpus Christi
Kevin Estrada (2nd base off Miller/House, 2nd base off Miller/House, 3rd base off Miller/House)
Mike McCoy (2nd base off Miller/House, 2nd base off Miller/House, 3rd base off Miller/House).

HOME RUN BY CARDINAL PITCHER

Randy Leek vs. Tulsa, July 8, 2005, fifth inning solo homer off Ubaldo Jimenez

OPPONENT HOME RUN BY PITCHER

Marc Kaiser (TUL) at Tulsa, April 24, 2006, second inning solo home run off Stuart Pomeranz

FIVE-GAME WINNING STREAK

July 5, 2006 to July 9, 2006

FIVE-GAME LOSING STREAK

August 20, 2006 to August 25, 2006

TEN STRIKEOUTS BY CARDINAL PITCHER

Blake Hawksworth vs. Frisco, August 12, 2006

FIVE CONSECUTIVE WINS BY CARDINAL PITCHER

Stuart Pomeranz, April 24 - May 22, 2006

COMPLETE GAME BY CARDINAL PITCHER

Rich Rundles at Frisco, June 3, 2006

CARDINAL POSITION PLAYER PITCHED

Kevin Estrada vs. Midland, August 13, 2006

CONSECUTIVE SAVES BY CARDINAL

Mark Worrell, April 25 - May 8, 2006

SHUTOUT BY CARDINAL PITCHER

-

NO HITTER BY CARDINAL PITCHER

-

COMBINED CARDINAL SHUTOUT

Blake Hawksworth, 6.0; Troy Cate, 2.0; Mark Worrell, 1.0, vs. Frisco, August 12, 2006

SPRINGFIELD CARDINALS ALL-TIME ROSTER & JERSEY NUMBERS

A

Oscar Alvarez, 2005 (#31, #33)
Rick Ankiel, 2005 (#32, #18)
Josh Axelson, 2005 (#28)

B

Alan Benes, 2005 (#39)
Larry Bigbie, 2006 (#22)
Buddy Blair, 2005 (#16)
Papo Bolivar, 2005 (#15)
Shaun Boyd, 2005-06 (#4, #8)

C

Carmen Cali, 2006 (#31)
Robinson Cancel, 2005 (#18)
Troy Cate, 2006 (#28)
Andy Cavazos, 2005-06 (#25, #36)
Jeremy Cook, 2005 (#40)
Nate Cotton, 2005 (#35)
Brad Cresse, 2005 (#18, #22)
Jeremy Cummings, 2005 (#34)

D

Matt DeMarco, 2005 (#3)
Juan Diaz, 2005-06 (#37)
Dennis Dove, 2006 (#36)
Cory Doyne, 2005-06 (#35, #38)
Matt Dryer, 2006 (#40)

E

Cal Eldred, 2005 (#36)
Kevin Estrada, 2005-06 (#8, #28, #12)
Terry Evans, 2006 (#40, 22)

F

Anthony Ferrari, 2005 (#30)
Iker Franco, 2006 (#24)

G

Jose Garcia, 2006 (#22, #29)
Justin Garza, 2006 (#28)
Reid Gorecki, 2005-06 (#11, #3)

H

Eric Haberer, 2006 (#19)
Cody Haerther, 2005-06 (#16, #15)
Travis Hanson, 2005-06 (#23, #22, #16)
Blake Hawksworth, 2006 (#44, #23)
Aaron Herr, 2005 (#38)
Jarrett Hoffpauir, 2006 (#10)

J

Milko Jaramillo, 2005 (#10)
Gabe Johnson, 2005-06 (#5, #35)

K

Josh Kinney, 2005 (#34, #33)

L

Chris Lambert-2005-06 (#24, #32)
Rayner Laya, 2005-06 (#3, #23)
Randy Leek, 2005 (#29)

M

Amaury Marti, 2006 (#40)
Brian Martin, 2006 (#22)
Mike McCoy, 2005-06 (#3, #5)
Chris Mears, 2005 (#36)
Tyler Minges, 2005 (#26)
Jason Motte, 2005-2006 (#36, #28)
Dan Moylan, 2005-2006 (#12, #4)

N

Joe Nelson, 2005 (#31)
Mark Nussbeck, 2005 (#19)

O

Kevin Ool, 2005-06 (#27, #30)

P

Matt Pagnozzi, 2005 (#22, #19)
Jordan Pals, 2005-2006 (#41)
Mike Parisi, 2006 (#18)
Tyler Parker, 2005 (#32, #33, #11)
Josh Pearce, 2005 (#19)
Stuart Pomeranz, 2005-06 (#25)
Josh Pressley, 2006 (#39)
Bill Pulsipher, 2005 (#33)

R

Anthony Rawson, 2005 (#27)
Juan Richardson, 2006 (#34)
Bo Robinson, 2005 (#24)
Rich Rundles, 2006 (#44)
Chris Russ, 2006 (#21)
Evan Rust, 2005 (#39)
Brendan Ryan, 2005-2006 (#44, #26)

S

Rich Scalandre, 2005-2006 (#44, #12)
Andy Schutzenhofer, 2005 (#22)
Nick Stavinoha, 2006 (#33)
Nick Stocks, 2005 (#30)

W

Shane Wallace, 2005 (#39)
Sam Walton, 2006 (#39)
Rico Washington, 2006 (#8)
Mark Worrell, 2006 (#27)

Z

Pete Zoccolillo, 2005 (#19)

FRONT OFFICE

2007 CARDINALS

2006 REVIEW

HISTORY

MINOR LEAGUES

TEXAS LEAGUE

MISC.

FRONT OFFICE

2007 CARDINALS

2006 REVIEW

HISTORY

MINOR LEAGUES

TEXAS LEAGUE

MISC.



Juan Richardson hit .311 with 17 home runs and 78 RBI for the Springfield Cardinals in 2006.

Minor League Affiliates

ST. LOUIS CARDINALS

MINOR LEAGUE AFFILIATES

MEMPHIS REDBIRDS

Triple-A Pacific Coast League
175 Toyota Center, Ste. 300
Memphis, TN 38103
Phone: (901) 721-6050
Fax: (901) 728-6109
www.memphisredbirds.com

General Manager: Dave Chase
Field Manager: Chris Maloney
Pitching Coach: Dyar Miller
Hitting Coach: Rick Eckstein
Trainer: Chris Conroy



SPRINGFIELD CARDINALS

Double-A Texas League
955 E. Trafficway
Springfield, MO 65802
Phone: (417) 863-2143
Fax: (417) 863-0388
www.springfieldcardinals.com

General Manager: Matt Gifford
Field Manager: Ron "Pop" Warner
Pitching Coach: Blaise Ilsley
Hitting Coach: Derrick May
Trainer: Brad LaRosa



PALM BEACH CARDINALS

Class-A Florida State League
4751 Main Street
Jupiter, FL 33458
Phone: (561) 775-1818
Fax: (561) 691-6886
www.palmbeachcardinals.com

General Manager: Rob Rabenecker
Field Manager: Gaylen Pitts
Pitching Coach: Derek Lilliquist
Hitting Coach: Steve Dillard
Trainer: Allen Thompson



SWING OF THE QUAD CITIES

Class-A Midwest League
209 South Gaines Street
Davenport, IA 52801
Phone: (563) 324-3000
Fax: (563) 324-3109
www.swingbaseball.com

General Manager: Ben Burke
Field Manager: Keith Mitchell
Pitching Coach: Bryan Eversgerd
Hitting Coach: Nelson Norman
Trainer: Eric Bauer



BATAVIA MUCKDOGS

(previously State College Spikes)
Class-A New York-Penn League (short season)
299 Bank St.
Batavia, NY 16801
Phone: (585) 343-5454
Fax: (585) 343-5620
www.muckdogs.com

General Manager: Derek Sharp
Field Manager: Mark DeJohn
Pitching Coach: Al Holland
Position Coach: Mike Schildt
Trainer: Manubu "Boo" Kuwazuru



JOHNSON CITY CARDINALS

Class-A Appalachian League (short season)
111 Legion St.
Johnson City, TN 37601
Phone: (423) 461-4866
Fax: (423) 461-4864
www.jccardinals.com

General Manager: Chuck Arnold
Field Manager: Joe Almaraz
Pitching Coach: Sid Monge
Trainer: Brian Puchalski



FRONT OFFICE

2007 CARDINALS

2006 REVIEW

HISTORY

MINOR LEAGUES

TEXAS LEAGUE

MISC.

PALM BEACH CARDINALS

Class-A Florida State League ♦ 2006 Record: 76-60
 Playoffs: Palm Beach lost to St. Lucie two games to none
 Attendance: 105,122



2006 INDIVIDUAL BATTING STATISTICS

BATTER	AVG	G	AB	R	H	2B	3B	HR	RBI	BB	IBB	SO	SB	CS	OBP	SLG	OPS	SF	SAC	HBP	DP	E
*Barthelemy, Ryan	.270	121	463	64	125	29	7	14	68	50	3	87	1	3	.349	.454	.802	0	0	6	11	9
*Collins, Kevin	.143	14	49	3	7	2	0	2	7	4	0	14	0	0	.222	.306	.528	0	0	1	1	1
Cotto, Luis	.185	20	65	10	12	3	0	0	4	6	0	19	0	1	.264	.231	.495	0	0	1	0	4
#Danielson, Sean	.249	114	402	65	100	12	5	0	32	60	2	77	22	14	.352	.303	.655	2	15	5	3	12
Dryer, Matt	.272	80	301	51	82	17	0	14	54	22	1	92	1	1	.329	.468	.798	3	0	5	2	9
Evans, Terry	.311	60	238	43	74	10	1	15	45	20	0	50	21	1	.373	.550	.923	1	0	4	6	1
*Ferris, Michael	.205	99	341	48	70	18	1	8	38	47	1	105	0	2	.305	.334	.640	2	2	3	7	13
Greene, Tyler	.224	71	268	38	60	10	1	5	19	29	0	90	22	3	.308	.325	.633	1	1	4	7	23
Laya, Rayner	.259	55	189	24	49	2	0	0	21	10	0	16	12	3	.294	.270	.563	2	7	0	3	9
Lucena, Juan	.288	120	490	58	141	16	2	3	49	21	0	34	1	2	.320	.347	.667	2	16	3	10	18
Marti, Amaury	.282	20	85	17	24	6	0	4	16	9	0	26	3	1	.351	.494	.845	0	0	0	2	0
Mather, Joe	.269	124	443	64	119	33	1	16	74	36	3	91	9	0	.332	.456	.788	4	3	8	8	6
Motte, Jason	.133	9	30	0	4	0	0	0	3	2	0	11	0	0	.188	.133	.321	0	1	0	0	1
*Moylan, Dan	.267	6	15	1	4	0	0	0	4	6	0	3	0	0	.476	.267	.743	0	0	0	1	0
Pagnozzi, Matt	.216	77	268	25	58	15	3	3	27	20	0	67	0	1	.283	.328	.612	0	2	5	4	3
Parker, Tyler	.191	20	68	9	13	4	0	2	6	9	0	23	0	1	.282	.338	.620	1	0	0	4	0
Patrick, Christopher	.303	12	33	3	10	5	0	0	5	6	1	11	0	0	.425	.455	.880	0	1	1	0	3
*Rasmus, Colby	.254	53	193	22	49	4	5	5	35	27	3	35	11	3	.351	.404	.755	2	0	3	3	3
Roth, Randy	.295	30	105	17	31	10	0	2	13	8	0	12	0	0	.368	.448	.815	0	0	4	3	1
Ryan, Brendan	.429	3	14	2	6	1	0	0	1	0	0	2	1	0	.429	.500	.929	0	0	0	0	0
#Shepherd, Matt	.211	50	161	20	34	6	1	0	12	18	1	33	3	1	.287	.261	.548	2	5	0	5	4
*Swackhamer, Wes	.210	22	62	6	13	1	1	0	9	9	0	15	4	2	.306	.258	.564	1	1	0	0	1
*Toops, Brady	.194	12	36	1	7	1	0	0	2	5	0	12	0	0	.286	.222	.508	1	0	0	0	0
Williams, Simon	.154	26	65	10	10	1	0	5	8	12	0	35	1	0	.295	.400	.695	0	1	1	1	1
*Yarbrough, Brandon	.222	43	144	18	32	5	1	1	13	19	0	37	0	0	.311	.292	.603	1	1	0	2	8
Team Total	.250	135	4528	619	1134	211	29	99	565	455	15	997	112	39	.325	.375	.700	25	56	54	83	145

*left-handed #switch-hitter

PALM BEACH CARDINALS



2006 INDIVIDUAL PITCHING STATISTICS

PITCHER	W-L	ERA	G	GS	CG	SHO	SV	SVO	IP	H	R	ER	HR	HB	BB	IBB	SO	BK	WP	GO/AO	DP	WHIP	AVG
Adamczyk, Tyler	0-4	4.21	33	2	0	0	0	0	66.1	62	40	31	4	6	33	1	29	0	6	1.07	5	1.43	.245
Boggs, Mitchell	10-6	3.41	27	27	1	1	0	0	145.0	153	69	55	7	8	51	0	126	0	9	1.36	16	1.41	.271
*Cate, Troy	2-2	1.54	34	0	0	0	1	1	41.0	19	8	7	3	1	13	0	58	0	1	.830	1	.780	.139
Dove, Dennis	3-3	2.81	41	0	0	0	4	9	51.1	38	20	16	3	3	13	0	56	1	5	1.32	6	.990	.212
*Garcia, Jaime	5-4	3.84	12	12	0	0	0	0	77.1	84	33	33	3	1	16	0	51	5	5	3.09	13	1.29	.282
Garcia, Jose	5-2	5.02	28	7	0	0	0	1	71.2	81	43	40	4	9	22	1	60	0	6	1.10	6	1.44	.288
Garza, Justin	3-1	3.3	23	0	0	0	1	2	30.0	34	14	11	3	2	10	1	26	0	0	1.83	3	1.47	.281
*Haberer, Eric	4-7	3.83	17	16	0	0	0	0	98.2	95	49	42	7	7	28	0	64	0	7	2.21	11	1.25	.255
Hawksworth, Blake	7-2	2.47	14	14	0	0	0	0	83.2	75	23	23	0	6	19	0	55	2	5	.970	9	1.12	.247
McCormick, Mark	0-0	11.25	2	2	0	0	0	0	4.0	5	5	5	0	0	3	0	5	0	1	.400	0	2.00	.294
Meacham, Cory	5-3	3.45	8	8	0	0	0	0	47.0	45	23	18	2	2	13	0	30	1	1	1.44	4	1.23	.259
Michael, Mark	2-7	5.64	18	17	1	0	0	0	97.1	114	71	61	11	5	29	0	63	0	4	1.47	8	1.47	.296
*Narveson, Chris	0-0	2.12	3	3	0	0	0	0	17.0	9	4	4	2	0	1	0	13	0	0	1.17	1	.590	.150
Parrott, Rhett	0-1	135	1	1	0	0	0	0	0.1	6	8	5	0	0	1	0	0	0	0	.000	0	21.0	.857
Scherer, Matthew	9-5	3.25	53	0	0	0	0	6	80.1	71	34	29	9	0	20	1	106	0	12	1.000	0	1.13	.234
Sillman, Mike	4-3	1.1	57	0	0	0	35	39	57.1	34	10	7	2	11	20	2	86	0	4	2.18	5	.940	.167
Stitt, Brian	4-2	3.6	16	0	0	0	0	2	25.0	17	11	10	3	1	9	0	20	0	0	1.50	4	1.04	.200
Webber, Nicholas	6-6	4.21	27	26	1	0	0	0	134.0	153	78	63	7	6	63	0	65	0	10	2.34	19	1.60	.289
*Zuercher, Zachary	6-2	4.12	43	0	0	0	0	4	59.0	68	30	27	5	3	14	1	47	0	3	.790	1	1.39	.294
Team Total	75-60	3.65	135	135	3	12	41	64	1187.0	1163	573	482	75	71	378	7	960	9	79	1.37	112	1.30	.258

*left-handed

MOST USED LINEUP:

- C - Matt Pagnozzi, 76
- 1B - Michael Ferris, 91
- 2B - Juan Lucena, 111
- 3B - Ryan Barthelemy, 74
- SS - Tyler Greene, 71
- OF - Joe Mather, 118
- OF - Sean Danielson, 109
- OF - Terry Evans, 59
- SP - Mitchell Boggs, 27
- RP - Mike Sillman, 57

SWING OF THE QUAD CITIES

Class-A Midwest League ♦ 2006 Record: 76-61
 Playoffs: Quad Cities lost to Kane County two games to one
 Attendance: 146,688



2006 INDIVIDUAL BATTING STATISTICS

BATTER	AVG	G	AB	R	H	2B	3B	HR	RBI	BB	IBB	SO	SB	CS	OBP	SLG	OPS	SF	SAC	HBP	DP	E
*Anderson, Bryan	.302	109	381	50	115	29	3	3	51	42	2	66	2	6	.377	.417	.794	2	1	5	13	6
*Bigbie, Larry	.357	4	14	2	5	0	0	0	1	2	0	4	0	0	.438	.357	.795	0	0	0	1	0
Carter, Charles	.115	9	26	1	3	1	0	0	2	4	0	5	1	1	.226	.154	.380	1	0	0	2	0
Cotto, Luis	.265	45	136	24	36	5	2	0	14	18	0	34	6	4	.369	.331	.700	1	4	5	2	11
Gabriel, Chad	.272	81	287	40	78	10	1	7	32	12	0	48	4	5	.315	.387	.702	0	2	6	4	5
#Giannotti, Richard	.125	7	16	2	2	0	0	0	2	5	0	4	0	0	.333	.125	.458	0	0	0	1	0
Greene, Tyler	.287	59	223	42	64	8	3	15	47	20	1	65	11	0	.375	.552	.927	1	0	12	6	10
Guerrero, Henry	.250	31	88	14	22	6	0	1	14	11	0	22	0	0	.340	.352	.692	0	3	1	2	4
*Hamilton, Mark	.254	38	142	16	36	8	0	3	25	10	0	32	0	0	.307	.373	.680	0	0	1	5	1
Hayes, Calvin	.137	17	51	6	7	1	0	0	4	5	0	8	1	1	.211	.157	.367	1	1	0	1	6
*Jay, Jonathan	.342	60	234	42	80	13	3	3	45	28	3	27	9	4	.416	.462	.877	2	1	3	3	0
*Jones, Daryl	.235	26	81	15	19	5	1	1	7	6	0	23	2	2	.308	.358	.666	1	1	3	1	1
Martinez, Jose	.270	91	326	47	88	20	2	8	36	18	1	26	7	6	.320	.417	.737	4	0	8	10	14
#Nelson, Dan	.253	129	486	76	123	25	3	7	48	63	3	87	27	13	.343	.360	.704	4	9	6	12	38
*Rasmus, Colby	.310	78	303	49	94	22	3	11	50	29	2	55	17	5	.373	.512	.884	3	3	3	2	7
Robinson, Shane	.282	63	252	41	71	9	2	0	21	20	1	20	13	3	.346	.333	.680	2	1	6	9	1
Rodgers, Adam	.244	49	176	26	43	9	1	2	20	16	1	31	2	0	.311	.341	.652	2	0	2	2	4
Roth, Randy	.307	97	384	57	118	25	2	18	67	20	3	49	9	6	.354	.523	.878	4	0	10	8	17
Rowlett, Casey	.269	118	442	74	119	30	1	5	58	41	2	68	20	8	.335	.376	.710	7	5	6	13	17
Salazar, Jose	.250	8	24	2	6	0	0	0	3	0	7	0	0	0	.333	.250	.583	0	0	0	2	0
Sivira, Yonathan	.200	4	10	0	2	0	0	0	1	0	2	1	0	0	.273	.200	.473	0	0	0	0	0
Smith, C.J.	.237	25	76	10	18	6	0	2	15	10	0	18	0	1	.333	.395	.728	0	0	1	0	1
*Swackhamer, Wes	.292	20	65	9	19	1	0	0	5	4	0	16	3	2	.333	.308	.641	0	0	0	0	2
*Van Slyke, A.J.	.223	63	215	22	48	10	0	0	20	18	0	34	4	2	.278	.270	.548	4	0	0	6	7
Wilkerson, Matthew	.230	23	74	8	17	1	0	2	10	12	0	27	3	1	.337	.324	.662	0	0	0	0	2
Williams, Simon	.123	24	65	9	8	3	1	1	10	7	0	30	3	1	.219	.246	.465	0	0	1	1	0
*Yarbrough, Brandon	.303	29	109	10	33	6	2	1	12	5	0	33	1	1	.339	.422	.761	0	0	1	3	4
Team Total	.272	137	4686	694	1274	253	30	90	616	430	19	841	146	72	.341	.396	.737	39	31	80	109	182

*left-handed #switch-hitter

SWING OF THE QUAD CITIES



2006 INDIVIDUAL PITCHING STATISTICS

PITCHER	W-L	ERA	G	GS	CG	SHO	SV	SVO	IP	H	R	ER	HR	HB	BB	IBB	SO	BK	WP	GO/AO	DP	WHIP	AVG
Andersen, Phillip	0-2	7.11	4	4	0	0	0	0	19.0	22	18	15	1	4	6	1	14	0	0	0.68	1	1.47	.282
*Borne, Danny	1-2	3.38	44	0	0	0	1	2	45.1	40	23	17	2	2	22	2	50	1	5	0.95	3	1.37	.238
Cairns, Jason	6-5	3.21	43	0	0	0	0	2	61.2	64	34	22	1	2	23	1	43	0	14	2.25	8	1.41	.267
*Daniels, Adam	7-11	3.07	24	24	1	0	0	0	137.0	139	67	47	3	7	44	2	128	3	28	1.66	14	1.33	.268
*Garcia, Jaime	5-4	2.9	13	13	1	0	0	0	77.2	67	28	25	1	2	18	0	80	4	7	2.68	4	1.09	.229
Hearne, Trey	12-3	2.25	31	17	0	0	0	0	128	102	42	32	10	0	34	0	106	1	9	1.10	8	1.06	.216
Hooks, Ashley	3-2	5.63	20	0	0	0	0	0	38.1	48	28	24	4	3	13	0	21	1	3	1.21	4	1.59	.302
McCormick, Mark	2-4	3.78	11	11	0	0	0	0	52.1	38	25	22	3	5	38	0	63	0	3	2.25	5	1.45	.207
Meacham, Cory	8-5	3.16	17	17	1	1	0	0	99.2	87	47	35	5	5	29	0	51	0	8	2.10	11	1.16	.238
Mikrut, Jon	3-1	3.45	50	0	0	0	0	2	60.0	45	27	23	4	3	20	1	56	2	4	0.57	1	1.08	.206
Moreno, Victor	1-2	3.96	16	6	0	0	0	0	38.2	41	22	17	1	3	10	0	33	0	5	0.90	3	1.32	.275
Motte, Jason	1-1	4.97	8	0	0	0	0	0	12.2	16	8	7	1	1	3	0	13	0	0	1.08	0	1.50	.296
*Mulder, Mark	0-0	1.8	1	1	0	0	0	0	5.0	2	2	1	1	0	2	0	1	0	0	1.50	1	0.80	.125
*Norrick, Tyler	2-2	3.72	13	12	0	0	1	1	65.1	60	28	27	3	4	35	0	60	2	2	1.47	9	1.45	.252
Ottavino, Adam	2-3	3.44	8	8	0	0	0	0	36.2	28	21	14	3	4	19	0	38	0	3	1.40	4	1.28	.211
Perez, Christopher	2-0	1.84	25	0	0	0	12	13	29.1	20	9	6	0	4	19	0	32	0	9	1.29	2	1.33	.198
Sadlowski, Kyle	4-3	4.86	18	13	1	0	0	0	74.0	77	43	40	5	5	24	0	42	0	6	1.00	5	1.36	.267
Smith, Donnie	4-2	3.57	8	8	0	0	0	0	40.1	40	18	16	2	1	13	0	30	0	2	1.23	2	1.31	.260
Stitt, Brian	0-2	2.57	20	0	0	0	9	11	21.0	17	7	6	0	0	2	1	20	1	2	1.59	0	0.90	.210
Trent, Matthew	4-3	2.61	50	0	0	0	0	2	69.0	54	25	20	0	1	34	2	79	1	16	1.59	7	1.280	.218
Vander Weg, Scott	8-2	3.43	51	0	0	0	7	11	65.2	55	27	25	4	2	26	4	55	0	7	1.10	4	1.230	.224
Wilson, Joshua	0-2	9	3	3	0	0	0	0	13.0	21	15	13	4	0	5	0	10	0	1	0.87	0	2.00	.368
Zick, Jeremy	1-0	4.86	12	0	0	0	0	0	18.2	16	13	9	0	1	7	1	9	0	1	0.95	2	1.38	.250
Team Total	76-61	3.45	137	137	4	11	30	44	1207	1099	577	463	58	59	446	15	1034	16	135	1.27	98	1.28	.243

*left-handed

MOST USED LINEUP:

- C - Bryan Anderson, 92
- 1B - Randy Roth, 53
- 2B - Jose Martinez, 61
- 3B - Dan Nelson, 91
- SS - Tyler Greene, 56
- OF - Colby Rasmus, 74
- OF - Shane Robinson, 61
- OF - Casey Rowlett & Chad Gabriel, 60
- SP - Adam Daniels, 24
- RP - Scott Vander Weg, 51

BATAVIA MUCKDOGS

(previously the State College Spikes)
Class-A New York-Penn League ♦ 2006 Record: 39-36
Attendance: 115,129



2006 INDIVIDUAL BATTING STATISTICS

BATTER	AVG	G	AB	R	H	2B	3B	HR	RBI	BB	IBB	SO	SB	CS	OBP	SLG	OPS	SF	SAC	HBP	DP
Carpenter, David	.189	37	111	6	21	4	0	0	9	11	0	38	1	1	.278	.225	.503	1	1	3	2
Carter, Charles	.209	12	43	4	9	1	1	1	5	2	0	8	1	0	.239	.349	.588	1	0	0	1
Craig, Allen	.257	48	175	21	45	13	0	4	29	13	0	28	0	0	.325	.400	.725	5	1	7	1
Gonzalez, Steve	.207	38	116	11	24	2	0	1	8	11	0	25	0	1	.295	.250	.545	1	2	4	3
Gorsett, Luke	.211	24	76	7	16	2	0	2	5	9	0	23	1	1	.326	.316	.642	0	2	4	4
*Hamilton, Mark	.264	30	106	18	28	3	1	8	24	13	2	24	1	1	.347	.538	.885	1	0	1	1
Morris, Adam	.178	13	45	7	8	5	0	2	3	2	0	17	0	0	.213	.422	.635	0	0	0	2
*Rapoport, James	.216	66	241	42	52	8	3	1	21	30	4	76	24	4	.307	.286	.593	1	1	2	3
Reyes, Christian	.000	1	1	0	0	0	0	0	0	0	0	0	0	0	.000	.000	.000	0	0	0	0
Ryan, Brendan	.235	8	34	5	8	0	0	0	3	3	0	4	1	0	.282	.235	.517	2	1	0	0
Salazar, Jose	.283	42	145	14	41	4	1	1	20	13	0	22	1	1	.360	.345	.705	1	5	5	1
#Sandoval, Willian	.208	57	149	15	31	5	3	0	11	11	0	30	21	9	.294	.282	.576	2	11	8	3
Schweitzer, Jared	.252	49	159	20	40	7	0	0	15	17	1	27	0	3	.326	.296	.621	1	2	1	2
Sivira, Yonathan	.214	55	159	24	34	7	1	1	16	9	0	22	4	1	.260	.289	.550	0	3	1	5
Solano, Donovan	.282	44	149	22	42	2	0	0	13	12	0	17	2	1	.341	.295	.637	1	3	2	4
Southard, Nathan	.306	66	242	43	74	21	4	5	44	27	1	42	16	2	.384	.488	.872	2	0	5	4
*Thomas, Scott	.190	39	126	5	24	3	2	0	6	7	1	26	2	1	.245	.246	.491	3	1	3	2
*Van Slyke, A.J.	.282	46	170	15	48	14	1	0	18	11	1	25	2	0	.332	.376	.708	1	0	2	5
Wilkerson, Matthew	.228	53	180	20	41	12	2	7	29	14	0	48	0	0	.286	.433	.720	3	0	2	5
Team Total	.241	75	2427	299	586	113	19	33	279	215	10	502	77	26	.313	.344	.658	26	33	50	48

*left-handed #switch-hitter

BATAVIA MUCKDOGS

(previously the State College Spikes)



2006 INDIVIDUAL PITCHING STATISTICS

PITCHER	W-L	ERA	G	GS	CG	SHO	SV	SVO	IP	H	R	ER	HR	HB	BB	IBB	SO	BK	WP	GO/AO	DP	WHIP	AVG
Daley, Gary	5-6	3.28	15	14	0	0	0	0	74.0	76	37	27	0	3	32	0	64	1	4	1.66	4	1.46	.267
Degerman, Eddie	2-1	2.76	9	9	0	0	0	0	42.1	37	18	13	1	0	20	0	53	0	9	1.44	3	1.35	.227
*Furnish, Brad	3-6	3.94	15	15	0	0	0	0	75.1	65	36	33	5	3	19	0	68	0	13	1.12	4	1.12	.234
Gonzalez, Marco	0-0	4.63	11	0	0	0	0	1	11.2	8	8	6	0	2	6	1	9	0	3	1.08	0	1.20	.186
Gregerson, Luke	6-1	1.72	12	0	0	0	4	5	15.2	9	5	3	0	0	9	1	22	0	5	2.13	0	1.15	.164
Herron, Tyler	0-1	3	1	1	1	0	0	0	6.0	7	2	2	1	0	1	0	3	0	0	2.00	1	1.33	.318
*Hodinka, Ryan	1-2	4.73	19	1	0	0	1	3	26.2	29	17	14	0	3	16	2	17	0	5	1.44	3	1.69	.290
Hooks, Ashley	1-1	6.48	5	1	0	0	0	0	8.1	16	9	6	1	0	1	0	4	0	0	3.75	0	2.04	.410
Lane, Matthew	3-3	3.29	14	8	1	0	0	0	65.2	51	28	24	4	1	13	0	45	0	7	1.08	5	0.97	.209
Maiques, Kenneth	0-0	6.75	1	1	0	0	0	0	4.0	3	3	3	0	0	3	0	4	0	1	3.00	1	1.50	.231
Marcum, Lance	1-3	5.94	19	2	0	0	1	2	36.1	43	24	24	2	2	15	2	18	0	2	1.41	3	1.60	.301
Motte, Jason	1-2	3.08	21	0	0	0	8	10	26.1	30	12	9	1	0	4	0	25	0	0	1.08	1	1.29	.280
Mura, Kyle	3-0	5.97	20	0	0	0	0	1	28.2	34	22	19	1	2	7	0	18	0	3	1.16	2	1.43	.298
*Norricks, Tyler	1-0	2.25	1	0	0	0	0	0	4.0	4	1	1	0	0	0	0	9	0	0	3.00	0	1.00	.250
Ottavino, Adam	2-2	3.14	6	6	0	0	0	0	28.2	23	12	10	1	1	13	0	26	0	0	1.70	3	1.26	.211
Parrott, Rhett	1-2	2.4	4	4	0	0	0	0	15.0	11	5	4	1	1	6	0	9	0	0	0.48	0	1.13	.200
Repole, Michael	0-0	5.84	11	0	0	0	0	1	12.1	14	10	8	1	0	4	0	13	0	1	0.92	0	1.46	.292
Sadlowski, Kyle	3-2	2.56	14	7	0	0	0	0	56.1	50	20	16	0	3	15	1	29	0	4	1.62	4	1.15	.233
Sandoval, Willian	0-0	0	1	0	0	0	0	0	1.0	0	0	0	0	0	0	0	1	0	0	0.00	0	0.00	.000
*Sauceda, Matt	1-0	5.3	14	0	0	0	0	0	18.2	18	11	11	0	1	19	0	9	0	3	2.00	5	1.98	.269
*Schroeder, Brian	2-2	3.56	25	0	0	0	0	1	30.1	31	14	12	1	2	9	0	25	0	3	1.58	3	1.32	.258
Smith, Donnie	1-1	3.23	6	6	0	0	0	0	30.2	31	12	11	2	2	5	0	13	0	0	1.22	3	1.17	.265
Walters, P.J.	2-1	3.56	26	0	0	0	8	10	30.1	29	15	12	1	2	9	0	31	0	2	1.75	5	1.25	.242
Team Total	39-36	3.71	75	75	2	3	22	34	648.1	619	321	267	23	28	226	7	515	1	65	1.29	50	1.30	.250

*left-handed

MOST USED LINEUP:

- C - Steve Gonzolez, 35;
- 1B - Mark Hamilton, 30;
- 2B - Jared Schweitzer, 38;
- 3B - Craig Allen, 35;
- SS - Jose Salazar, 36;
- OF - Nathan Southard, 66;
- OF - James Rapoport, 64;
- OF - Yonathan Sivira, 49;
- SP - Brad Furnish, 15;
- RP - P.J. Walters, 26

JOHNSON CITY CARDINALS

Appalachian League ♦ 2006 Record: 34-34
Attendance: 23,009



2006 INDIVIDUAL BATTING STATISTICS

BATTER	AVG	G	AB	R	H	2B	3B	HR	RBI	BB	IBB	SO	SB	CS	OBP	SLG	OPS	SF	SAC	HBP	DP
*Buckman, Brandon	.300	62	230	33	69	17	0	8	34	24	2	31	0	2	.367	.478	.845	1	0	1	3
Bussiere, Garrett	.156	22	64	8	10	1	0	3	5	8	0	22	0	1	.270	.313	.583	0	0	2	1
Caldera, Ciro	.250	28	80	7	20	3	0	0	9	4	1	12	1	0	.294	.288	.582	0	1	1	4
Edwards, Jonathan	.266	48	154	23	41	16	1	4	27	20	1	33	0	0	.360	.461	.821	1	0	3	5
García, Isaias	.339	57	192	35	65	17	2	4	25	15	0	13	4	1	.395	.510	.906	0	0	3	4
*Jones, Daryl	.265	20	68	15	18	3	1	3	13	8	0	8	3	0	.367	.471	.838	0	0	3	1
Lopez, Christian	.244	53	172	21	42	5	5	3	18	12	0	56	5	7	.299	.384	.683	1	1	2	4
Lugo, Nelson	.240	43	125	18	30	4	1	1	10	14	1	36	12	3	.322	.312	.634	2	0	2	2
Mitchell, Travis	.207	58	179	20	37	5	0	0	14	13	0	40	12	3	.268	.235	.503	0	3	2	1
Mulligan, Casey	.201	60	189	17	38	7	1	0	9	16	1	34	0	1	.273	.249	.521	1	1	3	3
Naylor, Keith	.157	30	51	7	8	3	0	0	2	3	0	21	2	0	.228	.216	.444	1	0	2	0
Owens, Malcolm	.000	3	8	1	0	0	0	0	0	1	0	4	0	1	.111	.000	.111	0	0	0	0
Pham, Thomas	.231	54	182	26	42	8	3	1	19	26	0	42	12	3	.340	.324	.664	2	1	5	5
Puello, Melvin	.235	45	136	19	32	7	1	0	5	2	0	41	5	2	.257	.301	.559	0	2	2	2
Pujols, Wilfrido	.202	40	109	11	22	3	0	0	7	5	1	37	1	2	.254	.229	.484	1	1	3	2
Ramirez, Jose	.000	6	18	1	0	0	0	0	0	1	0	4	0	0	.053	.000	.053	0	0	0	1
Reyes, Christian	.264	37	121	17	32	5	1	8	20	10	0	31	0	1	.328	.521	.849	1	0	2	5
#Sandoval, Willian	.200	1	5	1	1	0	0	0	0	0	0	1	0	0	.200	.200	.400	0	0	0	0
Schoendienst, Jesse	.000	9	12	2	0	0	0	0	0	2	0	6	0	0	.250	.000	.250	0	1	2	0
*Shorey, Mark	.265	58	200	32	53	8	1	13	47	16	1	53	0	0	.330	.510	.840	1	0	4	5
Team Total	.244	68	2295	314	560	112	17	48	264	200	8	525	57	27	.315	.370	.685	12	11	42	48

*left-handed #switch-hitter

JOHNSON CITY CARDINALS



2006 INDIVIDUAL PITCHING STATISTICS

PITCHER	W-L	ERA	G	GS	CG	SHO	SV	SVO	IP	H	R	ER	HR	HB	BB	IBB	SO	BK	WP	GO/AO	DP	WHIP	AVG
Adams, Jason	2-1	2.51	12	0	0	0	1	3	14.1	14	7	4	1	0	3	0	19	0	1	1.25	2	1.19	.250
Bakey, Kris	2-5	3.38	25	0	0	0	4	5	34.2	40	19	13	0	0	13	2	30	0	2	1.64	3	1.53	.288
Carrasco, Armando	1-1	2.63	22	0	0	0	4	6	27.1	18	15	8	2	4	19	2	31	1	3	1.94	1	1.35	.186
Collier, Logan	1-2	5.36	14	9	0	0	0	0	42.0	40	27	25	4	2	25	0	37	1	2	1.50	7	1.55	.252
Dickson, Brandon	1-0	6.35	9	0	0	0	1	3	11.1	16	11	8	1	0	6	1	15	0	0	19.0	1	1.94	.320
Garner, Brandon	1-0	4.71	20	2	0	0	0	0	36.1	46	26	19	3	6	17	1	18	1	6	1.63	5	1.73	.307
Gonzalez, Marco	3-0	0.73	7	0	0	0	0	1	12.1	3	1	1	0	0	3	0	14	1	2	1.30	0	0.49	.073
Gregerson, Luke	0-1	3.86	15	0	0	0	5	5	16.1	14	10	7	0	1	6	0	24	2	4	3.33	2	1.22	.222
Hernandez, Elvis	3-3	3.48	13	13	0	0	0	0	67.1	55	32	26	5	7	27	0	54	1	7	1.39	5	1.22	.217
Herron, Tyler	5-6	4.13	13	13	1	0	0	0	69.2	69	41	32	6	3	22	0	54	0	3	1.07	2	1.31	.259
King, Blake	4-3	3.02	13	13	0	0	0	0	62.2	37	25	21	3	0	29	0	74	0	3	0.77	4	1.05	.167
Lara, Oscar	3-0	3.91	20	0	0	0	1	1	25.1	24	12	11	1	3	15	1	13	0	3	1.34	5	1.54	.255
Lugo, Henderson	1-4	3.5	21	3	0	0	0	3	43.2	46	22	17	1	1	11	0	37	1	1	2.06	4	1.31	.271
Marquez, Fabian	0-1	10.89	15	1	0	0	0	0	20.2	25	30	25	1	2	26	0	15	0	2	1.00	0	2.47	.291
McClellan, Kyle	0-1	9.45	3	3	0	0	0	0	6.2	7	7	7	0	1	3	0	4	0	0	1.57	2	1.50	.259
*Michael, Matt	0-0	3.72	19	0	0	0	0	1	19.1	15	10	8	0	0	12	0	20	1	1	1.19	0	1.40	.217
Montano, A.J.	3-0	2.57	9	0	0	0	0	1	14.0	8	4	4	1	0	6	2	8	0	0	1.53	4	1.00	.170
North, Matthew	2-5	6.41	11	9	0	0	0	0	39.1	51	34	28	1	6	27	0	20	0	4	1.22	6	1.98	.319
*Oliveros, Frank	0-0	9	14	0	0	0	0	0	14.0	19	14	14	2	1	10	0	17	0	0	0.57	0	2.07	.328
*Peralta, David	1-1	5	3	2	0	0	0	0	9.0	6	6	5	2	0	3	0	7	0	0	1.00	0	1.00	.182
Pol, Frank	0-0	4.91	3	0	0	0	0	0	3.2	2	2	2	0	0	2	0	3	0	1	1.00	0	1.09	.154
Valera, Yeury	1-0	7.88	7	0	0	0	0	0	8.0	10	9	7	0	0	10	0	8	0	1	0.78	1	2.50	.323
Team Total	34-34	4.35	68	68	1	3	16	29	598.0	565	364	289	34	37	295	9	522	9	46	1.24	54	1.44	.247

*left-handed

MOST USED LINEUP:

- C - Cira Caldera, 28
- 1B - Brandon Buckman, 61
- 2B - Isaias Garcia, 42
- 3B - Casey Mulligan, 47
- SS - Thomas Pham, 37
- OF - Travis Mitchell, 57
- OF - Jonathan Edwards, 47
- OF - Wilfrido Pujols, 35
- SP - Elvis Hernandez, Tyler Herron, & Blake King, 13
- RP - Kris Bakey, 25



Nick Stavinoha's .297 batting average ranked fifth among Cardinals full season minor leaguers in 2006.

Texas League

TEXAS LEAGUE

OPPONENTS AND MEDIA CONTACTS

QUICK REFERENCE GUIDE

LEAGUE OFFICE

Texas League Office
 2442 Facet Oak
 San Antonio, TX 78232
 Office Phone: (210) 545-5297
 Fax: (210) 545-5298
President: Tom Kayser
 texasleague@sbcglobal.net



NORTH

SOUTH

ARKANSAS TRAVELERS

P.O. Box 55066
 Little Rock, AR 72215
 Office Phone: (501) 664-1555
 Fax: (501) 664-1834
Media Contact: Phil Elson
 phil@travs.com



CORPUS CHRISTI HOOKS

734 E. Port Ave.
 Corpus Christi, TX 78401
 Office Phone: (361) 561-4665
 Fax: (361) 561-4666
Media Contact: Matt Hicks
 mhicks@cchooks.com



SPRINGFIELD CARDINALS

955 E. Trafficway
 Springfield, MO 65802
 Office Phone: (417) 863-2143
 Fax: (417) 863-0388
Media Contact: Mike Lindskog
 mlindskog@stlcardinals.com



FRISCO ROUGHRIDERS

7300 RoughRiders Trail
 Frisco, TX 75034
 Office Phone: (972) 334-1925
 Fax: (972) 334-1959
Media Contact: Brian SanFilippo
 bsanfilippo@ridersbaseball.com



TULSA DRILLERS

4802 East 15th St.
 Tulsa, OK 74112
 Office Phone: (918) 744-5998
 Fax: (918) 747-3267
Media Contact: Brian Carroll
 brian@tulsadrillers.com



MIDLAND ROCKHOUNDS

5514 N. Champions Dr.
 Midland, TX 79706
 Office Phone: (432) 520-2255
 Fax: (432) 520-8326
Media Contact: Bob Hards
 bhards@midlandrockhounds.org



WICHITA WRANGLERS

300 South Sycamore
 Wichita, KS 67213
 Office Phone: (316) 267-3372
 Fax: (316) 267-3382
Media Contact: Abigail Cress
 abigail@wichitawrangers.com



SAN ANTONIO MISSIONS


5757 Highway 90 West
 San Antonio, TX 78227
 Office Phone: (210) 675-7275
 Fax: (210) 670-0001
Media Contact: Mickey Holt
 mholt@samissions.com



ARKANSAS TRAVELERS

Affiliate: Los Angeles Angels of Anaheim (2001)

Dickey-Stephens Park
P.O. Box 55066
Little Rock, AR 72215
Telephone: (501) 664-1555
Fax: (501) 664-1834
E-mail: travs@travs.com
Website: www.travs.com



BOBBY MAGALLANES
Manager

General Manager.....Bill Valentine
Media Contact.....Phil Elson
Radio Announcer.....Phil Elson
StationKWBF - 101.1 FM

Capacity: 7,500
Year Opened: 2007

Directions: I-30 to Broadway exit. Proceed West on Broadway. Take a left on Willow. Right on Riverfront. Bus parking is just before the Broadway Bridge off to the right.

VISITING CLUB HOTEL

La Quinta-North Little Rock
4100 E. McCain Blvd.
North Little Rock, AR 72117(501)

PITCHING COACH
Erik Bennett

HITTING COACH
Keith Johnson

TRAINER
Brian Reinker

2006 RECAP (18-10 Overall; 9-5 Home; 9-5 Road)

DATE	H/A	W/L	SCORE	WP	LP	DATE	H/A	W/L	SCORE	WP	LP
4/6	H	L	4-5	Edwards	Russ	7/23	H	L	4-6	Smith	Parisi
4/7	H	L	3-4	Shell	Cavazos	7/24	H	L	11-15	Green	Pals
4/8	H	W	3-2	Pomeranz	Holcomb	7/25	H	W	5-2	Haberer	Rodriguez
4/9	H	W	8-5	Cavazos	Buckley	7/26	H	W	11-5	Lambert	Arredondo
5/17	A	W	8-4	Pomeranz	Hunter	7/27	H	W	7-2	Hawksworth	Hunter
5/18	A	W	10-2	Parisi	Smith	8/2	A	W	5-2	Parisi	Smith
5/19	A	L	8-10	Edwards	Worrell	8/3	A	L	3-5	Green	Pals
5/20	A	W	11-10	Russ	Thompson	8/5	A	L	4-5 (7)	Thompson	Doyne
5/21	A	W	6-5	Lambert	Rodriguez	8/5	A	W	7-1 (7)	Lambert	Rodriguez
6/10	H	W	9-4	Pals	Davidson	8/30	A	W	3-2	Pals	Green
6/11	H	W	11-1	Lambert	Rodriguez	8/31	A	W	5-3	Ool	Arredondo
6/12	H	W	3-2	Pomeranz	Hunter	9/1	A	L	4-5	Pullin	Garcia
6/13	H	W	2-0	Scalamandre	Edens	9/2	A	W	17-2	Hawksworth	Hunter
6/14	H	L	3-5	Green	Rundles	9/3	A	L	3-7	Smith	Parisi

2007 SCHEDULE

DAY	DATE	SITE	TIME	DAY	DATE	SITE	TIME
Sat.	May 5	SPR	6:10 p.m.	Tues.	June 19	SPR	7:10 p.m.
Sun.	May 6	SPR	2:10 p.m.	Wed.	June 20	SPR	7:10 p.m.
Mon.	May 7	SPR	7:10 p.m.	Mon.	July 23	ARK	7:10 p.m.
Tues.	May 8	SPR	12:10 p.m.	Tues.	July 24	ARK	7:10 p.m.
Sun.	May 13	ARK	4:00 p.m.	Wed.	July 25	ARK	7:10 p.m.
Mon.	May 14	ARK	11:00 a.m.	Wed.	July 31	SPR	7:10 p.m.
Tues.	May 15	ARK	7:10 p.m.	Thurs.	Aug. 1	SPR	7:10 p.m.
Wed.	May 16	ARK	7:10 p.m.	Wed.	Aug. 2	SPR	7:10 p.m.
Sat.	June 9	ARK	7:10 p.m.	Sat.	Aug. 25	ARK	7:10 p.m.
Sun.	June 10	ARK	6:00 p.m.	Sun.	Aug. 26	ARK	6:00 p.m.
Mon.	June 11	ARK	7:10 p.m.	Mon.	Aug. 27	ARK	7:10 p.m.
Tues.	June 12	ARK	7:10 p.m.	Fri.	Sept. 1	SPR	6:10 p.m.
Sun.	June 17	SPR	6:10 p.m.	Sat.	Sept. 2	SPR	6:10 p.m.
Mon.	June 18	SPR	7:10 p.m.	Sun.	Sept. 3	SPR	2:10 p.m.

2006 Final Team Roster

PITCHERS	JERSEY#	B	T	HT	WT	BORN
Arredondo, Jose	33	R	R	6'0"	170	3/30/1984
Edens, Kyle	20	R	R	5'10"	210	1/25/1980
Edwards, Bill	14	R	R	6'3"	185	3/26/1981
Gonzalez, Miguel	6	R	R	6'1"	165	5/27/1984
Green, Nick	28	R	R	6'4"	180	8/20/1984
Hunter, Christopher	23	R	R	6'4"	200	12/12/1980
Pullin, Aaron	18	R	R	6'3"	200	2/17/1981
Rodriguez, Rafael	40	R	R	6'1"	175	9/24/1984
Smith, Jesse	37	R	R	6'2"	214	7/11/1980
Zimmermann, Bob	38	R	R	6'5"	245	11/17/1981

CATCHERS	JERSEY#	B	T	HT	WT	BORN
Del Chiaro, Brent	12	R	R	6'3"	240	6/26/1979
Duff, Tim	36	R	R	6'2"	210	6/26/1981
Wilson, Bobby	10	R	R	6'0"	205	4/8/1983

INFIELDERS	JERSEY#	B	T	HT	WT	BORN
Brown, Matthew	11	R	R	6'0"	200	8/8/1982
Pali, Matt	22	L	L	6'1"	220	12/10/1980
Porter, Gregory	8	L	R	6'5"	240	8/15/1980
Rodland, Eric	9	L	R	6'1"	180	2/23/1980
Rodriguez, Sean	7	R	R	6'1"	198	4/26/1985
Wood, Brandon	7	R	R	6'3"	185	3/2/1985

OUTFIELDERS	JERSEY#	B	T	HT	WT	BORN
Bacon, Dwaine	17	S	R	5'11"	190	4/11/1979
Blakely, Darren	27	S	R	6'1"	200	3/14/1977
Day, Devin	30	R	R	6'2"	200	9/3/1980
Evans, Terry	24	R	R	6'3"	200	1/19/1982
Peel, Aaron	5	R	R	6'0"	195	2/8/1983

SERIES FACTS

Most Runs, Game: By Springfield: 17 (17-2, Sept. 2, 2006 at Ray Winder Field)
By Arkansas: 18 (18-9, Sept. 4, 2005 at Hammons Field)

Widest Margin Victory: By Springfield: 15 Runs (17-2, Sept. 2, 2006 at Ray Winder Field)
By Arkansas: 15 Runs (15-0, Aug. 5, 2005 at Ray Winder Field)

Longest Winning Streak: By Springfield: 6 (May 20, 2006 to June 13, 2006)
By Arkansas: 5 (April 7, 2005 to May 18, 2005)

Attendance High: At Hammons Field: 9,018, May 21, 2005
At Ray Winder Field: 8,307, Sept. 3, 2006

Cardinals vs. Travelers Year By Year Results

YEAR	HOME	AWAY	OVERALL	WIN %
2005	7-7	5-9	12-16	.428
2006	9-5	9-5	18-10	.642
Total	16-12	14-14	30-26	.652

FRONT OFFICE
2007 CARDINALS
2006 REVIEW
HISTORY
MINOR LEAGUES
TEXAS LEAGUE
MISC.

FRONT OFFICE
2007 CARDINALS
2006 REVIEW
HISTORY
MINOR LEAGUES
TEXAS LEAGUE
MISC.

2006 INDIVIDUAL BATTING STATISTICS

BATTER	AVG	G	AB	R	H	2B	3B	HR	RBI	BB	IBB	SO	SB	CS	OBP	SLG	OPS	SF	SAC	HBP	DP	E
*Aspito, Jason	.266	60	214	33	57	10	0	11	30	18	0	37	3	5	.354	.467	.821	2	1	12	5	4
#Bacon, Dwaine	.215	93	339	42	73	15	4	5	28	37	0	81	35	11	.297	.327	.624	2	8	3	1	9
#Blakely, Darren	.150	7	20	0	3	0	0	0	1	3	0	4	0	0	.280	.150	.430	1	0	1	0	0
Brown, Matthew	.293	134	515	77	151	41	3	19	79	47	0	108	7	6	.362	.495	.858	2	2	10	8	27
Day, Devin	.168	52	173	21	29	8	0	2	14	10	0	52	2	3	.237	.249	.485	1	1	6	4	10
Del Chiaro, Brent	.161	54	180	16	29	3	0	5	18	11	0	75	1	0	.222	.261	.483	0	5	3	2	2
Duff, Tim	.111	8	27	1	3	1	0	0	1	1	0	9	0	0	.143	.148	.291	0	0	0	0	1
Evans, Terry	.309	52	188	48	58	9	2	11	22	18	1	56	11	6	.385	.553	.938	1	0	6	4	1
TEvans, Terry	.308	73	263	61	81	13	2	18	42	21	1	77	16	7	.380	.578	.958	2	0	11	4	1
Eylward, Mike	.365	26	104	16	38	12	1	5	25	7	1	13	2	2	.407	.644	1.051	1	2	1	3	0
Gates, David	.207	35	121	16	25	6	2	5	15	14	1	46	2	0	.329	.413	.742	0	1	8	0	0
*Haynes, Nathan	.280	52	207	38	58	14	3	2	19	22	1	49	18	10	.351	.406	.756	1	3	1	5	4
*Pali, Matt	.232	96	345	39	80	13	0	9	45	20	0	70	7	3	.277	.348	.625	1	2	2	7	6
Peel, Aaron	.285	123	495	67	141	37	4	16	66	28	1	105	13	11	.344	.473	.816	3	4	18	8	3
*Porter, Gregory	.298	118	440	73	131	28	0	20	71	26	2	103	4	3	.342	.498	.840	4	0	6	12	9
*Rodland, Eric	.300	118	397	64	119	22	2	8	51	58	0	54	2	5	.394	.426	.820	3	3	6	8	14
Rodriguez, Sean	.354	18	65	16	23	5	0	5	9	11	0	18	0	3	.462	.662	1.123	0	1	2	1	6
Smith, Casey	.179	9	28	3	5	1	0	1	3	3	0	2	2	0	.258	.321	.579	0	1	0	1	1
Wilson, Bobby	.286	103	374	45	107	26	0	9	53	33	2	47	1	6	.350	.428	.778	2	4	5	7	9
Wood, Brandon	.276	118	453	74	125	42	4	25	83	54	1	149	19	3	.355	.552	.907	8	1	6	10	27
Team Total	.268	139	4685	689	1255	293	25	158	633	421	10	1078	129	77	.339	.442	.781	32	39	96	86	145

*left-handed #switch-hitter

2006 INDIVIDUAL PITCHING STATISTICS


PITCHER	W-L	ERA	G	GS	CG	SHO	SV	SVO	IP	H	R	ER	HR	HB	BB	IBB	SO	BKWP	GO/AO	DP	WHIP	AVG	
Arredondo, Jose	2-3	6.53	11	11	1	1	0	0	60.2	80	47	44	8	1	22	0	48	0	6	1.08	5	1.68	.317
Aspito, Jason	0-0	0.00	1	0	0	0	0	0	1.0	0	0	0	0	0	0	0	0	0	0	0.50	0	0.00	.000
*Bittner, Tim	2-2	6.97	17	0	0	0	0	1	20.2	27	18	16	1	2	19	0	17	0	2	2.27	5	2.23	.342
Buckley Jr., Allen	1-2	4.84	10	0	0	0	0	2	22.1	25	12	12	5	2	13	2	19	0	2	1.45	2	1.70	.287
*Davidson, Daniel	2-8	5.64	29	16	0	0	0	2	113.0	146	81	71	13	4	43	0	62	0	5	1.03	12	1.67	.319
Day, Devin	0-0	0	1	0	0	0	0	0	1.0	1	0	0	0	0	0	0	0	0	0	0.5	0	1.00	.250
Edens, Kyle	3-3	6.46	25	1	0	0	1	2	47.1	69	40	34	6	0	30	1	32	0	2	1.15	5	2.09	.345
Edwards, Bill	8-7	5.71	52	0	0	0	4	9	80.1	94	59	51	5	11	39	0	45	0	5	1.45	16	1.66	.302
Gonzalez, Miguel	0-2	3.88	31	0	0	0	4	5	53.1	41	23	23	8	0	17	0	38	0	0	1.10	10	1.09	.214
Green, Nick	8-5	4.41	17	17	0	0	0	0	112.0	115	64	55	23	2	21	0	77	1	4	0.58	7	1.21	.268
Gwyn, Marcus	0-0	0	1	0	0	0	1	1	1.0	1	0	0	0	0	0	0	1	0	0	1.00	0	1.00	.250
Heaverlo, Jeff	0-1	1.04	5	0	0	0	0	0	8.2	8	3	1	0	1	2	0	6	0	0	1.33	1	1.15	.250
Holcomb, James	0-7	5.46	13	13	0	0	0	0	62.2	75	51	38	6	8	20	0	42	1	3	1.10	6	1.52	.301
Hunter, Christopher	4-14	7.45	25	25	0	0	0	0	125.0	168	113	104	21	9	69	0	49	2	13	1.25	15	1.89	.326
*Pali, Matt	0-0	13.5	2	0	0	0	0	0	1.1	2	2	2	1	0	2	0	2	0	0	0.00	0	3.00	.333
Pullin, Aaron	2-0	4.7	28	0	0	0	1	4	46.0	46	25	24	5	5	27	1	28	0	4	1.13	5	1.59	.263
Rodriguez, Rafael	5-10	6.63	24	24	0	0	0	0	133.0	175	111	98	28	7	55	0	83	1	12	1.33	18	1.73	.321
Shell, Steven	1-2	4.00	3	3	0	0	0	0	18.0	20	12	8	1	1	4	0	10	0	0	0.95	3	1.33	.286
Simard, Michel	0-1	6.42	16	2	0	0	0	0	33.2	46	27	24	5	2	17	0	24	0	4	1.14	3	1.87	.317
Smith, Jesse	8-13	5.22	28	27	2	0	0	0	160.0	199	113	93	24	14	64	0	94	0	10	1.64	20	1.64	.309
Thompson, Richard	3-4	5.13	42	0	0	0	10	11	66.2	52	39	38	13	4	27	0	60	1	6	0.76	5	1.19	.218
Zimmermann, Bob	2-3	6.11	34	0	0	0	5	5	45.2	44	32	31	5	3	35	1	26	0	2	0.75	3	1.73	.260
Team Total	51-87	5.65	139	139	3	5	26	42	1215.0	1434	872	763	178	76	526	5	763	6	80	1.03	141	1.61	.298

*left-handed

CORPUS CHRISTI HOOKS

Affiliate: Houston Astros (2005)

Whataburger Field
734 E. Port Ave
Corpus Christi, TX 78401
Telephone: (361) 561-4665
Fax: (361) 561-4666
E-mail: info@cchooks.com
Website: www.cchooks.com



DAVE CLARK
Manager

PITCHING COACH
Stan Boroski

HITTING COACH
John Tamargo, Jr.

TRAINER
Jamey Snodgrass

General Manager.....J.J. Gottsch
Media Contact.....Matt Hicks
Radio Announcer.....Matt Hicks
Station.....KOUL - 103.7 FM

Capacity: 5,314

Year Opened: 2005

Directions: I-37 South to Bayfront/Shoreline exit, left on Chaparral to East Port Avenue. Turn left at East Port. Stadium is on the right.

VISITING CLUB HOTEL

Omni Marina Hotel
707 N. Shoreline Dr.
Corpus Christi, TX 78401
(361) 886-3553

2006 RECAP (5-8 Overall; 4-2 Home; 1-6 Road)

DATE	H/A	W/L	SCORE	WP	LP
4/26	A	L	1-4	Miller	Rundles
4/27	A	W	7-3	Pals	Gutierrez
4/28	A	L	2-6	Albers	Lambert
4/29	A	L	3-4	Estrada	Cavazos
5/4	H	L	5-8	Albers	Lambert
5/5	H	W	4-1	Pomeranz	Talbot
6/26	A	L	4-7	Albers	Pals
6/27	A	L	3-7	Talbot	Garza
6/28	A	L	0-8	Douglass	Lambert
7/11	H	W	7-1	Lambert	Miller
7/12	H	L	5-6 (7)	Williams	Doyne
7/12	H	W	2-1 (7)	Worrell	Mansfield
7/13	H	W	2-1	Pals	Douglass

2007 SCHEDULE

DAY	DATE	SITE	TIME	DAY	DATE	SITE	TIME
Fri.	May 25	COR	7:05 p.m.	Sat.	Aug. 11	SPR	6:10 p.m.
Sat.	May 26	COR	7:05 p.m.	Sun.	Aug. 12	SPR	6:10 p.m.
Sun.	May 27	COR	2:05 p.m.	Mon.	Aug. 13	SPR	7:10 p.m.
Fri.	June 1	SPR	7:10 p.m.	Sat.	Aug. 18	COR	7:05 p.m.
Sat.	June 2	SPR	6:10 p.m.	Sun.	Aug. 19	COR	6:05 p.m.
Sun.	June 3	SPR	6:10 p.m.	Mon.	Aug. 20	COR	7:05 p.m.

2006 Final Team Roster

PITCHERS	JERSEY #	B	T	HT	WT	BORN
Douglass, Chance	5	R	R	6'1"	200	2/24/1984
Estrada, Paul	29	R	R	6'1"	220	9/10/1982
Gutierrez, Juan	27	R	R	6'3"	200	7/14/1983
Hernandez, Carlos	26	S	L	5'10"	200	4/22/1980
Kent, Steve	-	S	L	5'11"	170	10/3/1978
Mansfield, Monte	13	R	R	6'4"	215	3/22/1981
Martinez, Ronnie	12	R	R	5'11"	205	7/6/1983
Miller, Joshua	44	R	R	6'1"	200	2/7/1979
Muecke, Joshua	21	L	L	6'3"	195	1/9/1982
Patton, Troy	9	S	L	6'1"	185	9/3/1985
Reineke, Chad	36	R	R	6'6"	210	4/9/1982
Rollandini, David	33	R	R	6'5"	220	2/6/1979

CATCHERS	JERSEY #	B	T	HT	WT	BORN
Davidson, Kevin	7	R	R	5'7"	180	7/21/1980
Peterson, Brian	25	R	R	6'2"	225	10/22/1978

INFIELDERS	JERSEY #	B	T	HT	WT	BORN
Ash, Jonathan	4	L	R	5'9"	185	9/11/1982
Bonifay, Josh	28	R	R	6'0"	185	7/30/1978
Fernando, Osvaldo	15	R	R	6'0"	175	10/15/1980
Nicholson, Derek	40	L	R	5'11"	205	6/17/1976
Robinson, Wade	16	L	R	6'2"	165	1/12/1981
Saccomanno, Mark	8	R	R	6'3"	210	4/30/1980
Young, Walter	50	L	R	6'5"	315	2/18/1980

OUTFIELDERS	JERSEY #	B	T	HT	WT	BORN
Anderson, Josh	3	L	R	6'2"	195	8/10/1982
Cortes, Jorge	30	L	L	5'10"	195	10/17/1980
Pence, Hunter	18	R	R	6'4"	220	4/13/1983
Redman, Tike	14	L	L	5'11"	175	3/10/1977

SERIES FACTS

Most Runs, Game: By Springfield: 9 (9-8, May 7, 2005 at Whataburger Field)
By Corpus Christi: 9 (9-3, Apr. 30, 2005 at Hammons Field)

Widest Margin Victory: By Springfield: 6 Runs (7-1, July 11, 2006 at Hammons Field)
By Corpus Christi: 8 Runs (8-0, June 28, 2006 at Whataburger Field)

Longest Winning Streak: By Springfield: 3 (May 6, 2005 to June 27, 2005)
By Corpus Christi: 3 (June 26-28, 2006)

Attendance High: At Hammons Field: 8,236, June 29, 2005
At Whataburger Field: 8,313, April 29, 2006

Cardinals vs. Hooks Year By Year Results

YEAR	HOME	AWAY	OVERALL	WIN %
2005	4-3	4-3	8-6	.571
2006	4-2	1-6	5-8	.384
Total	8-5	5-9	13-14	.482

FRONT OFFICE

2007 CARDINALS

2006 REVIEW

HISTORY

MINOR LEAGUES

TEXAS LEAGUE

MISC.

FRONT OFFICE

2007 CARDINALS

2006 REVIEW

HISTORY

MINOR LEAGUES

TEXAS LEAGUE

MISC.

2006 INDIVIDUAL BATTING STATISTICS

BATTER	AVG	G	AB	R	H	2B	3B	HR	RBI	BB	IBB	SO	SB	CS	OBP	SLG	OPS	SF	SAC	HBP	DP	E
*Albers, Matt	.000	5	9	1	0	0	0	0	0	1	0	7	0	0	.100	.000	.100	0	1	0	0	0
*Anderson, Josh	.308	130	561	83	173	26	4	3	50	27	2	73	43	13	.349	.385	.734	4	8	10	9	8
*Ash, Jonathan	.314	112	392	40	123	22	5	1	28	25	1	36	5	8	.370	.403	.773	2	8	11	8	7
Bonifay, Josh	.261	113	394	61	103	25	2	19	75	37	2	97	5	4	.318	.480	.798	9	0	0	14	23
*Cortes, Jorge	.293	126	457	58	134	31	3	8	51	50	1	63	4	7	.366	.427	.792	3	4	4	13	6
Davidson, Kevin	.203	60	172	24	35	2	1	3	13	31	2	33	2	1	.322	.279	.601	4	4	1	7	4
Douglass, Chance	.200	6	10	1	2	1	0	0	0	1	0	3	0	0	.273	.300	.573	0	3	0	0	5
Fagan, John	.244	45	127	11	31	8	1	3	16	14	1	34	3	3	.338	.394	.732	2	3	5	0	1
Fernando, Osvaldo	.217	74	180	17	39	6	0	0	7	8	1	28	8	5	.258	.250	.508	0	11	2	3	11
Gutierrez, Juan	.000	3	2	0	0	0	0	0	0	0	0	1	0	0	.000	.000	.000	0	2	0	0	2
#Hernandez, Carlos	.000	2	1	0	0	0	0	0	0	0	0	1	0	0	.000	.000	.000	0	1	0	0	0
House, J.R.	.325	97	379	58	123	23	2	10	69	32	5	44	2	2	.376	.475	.851	8	0	4	9	7
Martinez, Ronnie	.000	1	2	0	0	0	0	0	0	0	0	1	0	0	.000	.000	.000	0	0	0	0	1
Miller, Joshua	.000	6	8	1	0	0	0	0	0	2	0	5	0	0	.200	.000	.200	0	0	0	0	4
*Muecke, Joshua	.333	4	3	0	1	0	0	0	0	0	0	1	0	0	.333	.333	.667	0	0	0	0	0
*Nicholson, Derek	.243	59	136	11	33	10	1	2	18	20	0	28	1	0	.335	.375	.710	2	0	0	2	1
#Patton, Troy	.000	1	1	0	0	0	0	0	0	1	0	0	0	0	.500	.000	.500	0	0	0	0	1
Pence, Hunter	.283	136	523	97	148	31	8	28	95	60	6	109	17	4	.357	.533	.890	5	1	3	11	9
Peterson, Brian	.329	24	79	11	26	3	0	3	6	4	0	14	2	1	.369	.481	.850	0	1	1	1	4
*Redman, Tike	.311	27	103	17	32	3	0	1	6	16	0	6	4	2	.408	.369	.777	0	1	1	2	2
Reineke, Chad	.000	3	3	0	0	0	0	0	0	0	0	3	0	0	.000	.000	.000	0	1	0	0	1
*Robinson, Wade	.244	32	90	6	22	1	1	1	4	2	0	15	0	2	.258	.311	.569	1	2	0	3	5
Rollandini, David	.000	10	1	0	0	0	0	0	0	0	0	0	0	0	.000	.000	.000	0	0	0	0	0
Saccomanno, Mark	.245	83	298	42	73	15	3	20	63	23	1	84	2	1	.302	.517	.818	2	2	2	7	25
Sandberg, Jared	.186	39	140	16	26	9	0	4	13	9	0	43	2	0	.240	.336	.576	0	0	1	1	10
Skaggs, Jon	1.000	1	1	0	1	0	0	0	0	0	0	0	0	0	1.000	1.000	2.000	0	0	0	0	0
Talbot, Mitch	.000	4	5	1	0	0	0	0	0	1	0	2	0	0	.167	.000	.167	0	2	0	0	2
*Young, Walter	.277	95	346	32	96	16	0	10	60	12	3	44	4	6	.309	.410	.719	3	0	5	16	8
#Zobrist, Ben	.327	83	315	57	103	25	6	3	30	55	1	46	9	5	.434	.473	.907	1	5	5	7	16
Team Total	.279	139	4738	645	1324	257	37	119	604	431	26	821	113	64	.343	.425	.768	46	60	55	113	167

*left-handed #switch-hitter

2006 INDIVIDUAL PITCHING STATISTICS


PITCHER	W-L	ERA	G	GS	CG	SHO	SV	SVO	IP	H	R	ER	HR	HB	BB	IBB	SO	BK	WP	GO/AO	DP	WHIP	AVG
Albers, Matt	10-2	2.17	19	19	0	0	0	0	116.0	96	40	28	4	12	47	2	95	0	9	1.65	11	1.23	.223
*Allen, Blake	4-2	4.15	19	1	0	0	0	1	26.0	31	22	12	1	0	13	1	21	0	2	0.65	0	1.69	.277
Clemens, Roger	1-0	0	1	1	0	0	0	0	6.0	2	0	0	0	0	0	11	0	0	3.00	1	0.33	.105	
Douglass, Chance	7-8	3.52	28	26	2	2	0	0	161.0	144	67	63	13	11	56	2	102	1	3	1.38	15	1.24	.241
Estrada, Paul	8-5	3.05	56	0	0	0	15	20	88.2	61	33	30	10	4	37	3	134	2	13	1.51	5	1.11	.191
Gutierrez, Juan	8-4	3.04	20	20	0	0	0	0	103.2	94	39	35	10	5	34	0	106	0	4	0.93	7	1.23	.237
*Hernandez, Carlos	0-2	12.86	7	3	0	0	0	0	14.0	21	20	20	3	0	16	0	10	0	5	1.13	1	2.64	.362
*Kent, Steve	0-0	8.74	11	0	0	0	0	0	11.1	21	12	11	1	1	12	1	6	0	1	0.65	1	2.91	.396
Mansfield, Monte	2-1	3.76	30	0	0	0	0	0	52.2	53	31	22	3	5	33	4	49	4	6	1.12	2	1.63	.255
Martinez, Ronnie	3-1	5.51	10	9	0	0	0	0	49.0	56	30	30	6	1	18	0	45	0	0	0.62	2	1.51	.280
Miller, Joshua	11-10	4.14	33	22	1	0	0	0	152.0	163	83	70	14	10	41	0	103	0	5	1.21	17	1.34	.278
*Muecke, Joshua	0-7	7.4	25	9	0	0	0	1	62.0	92	54	51	8	2	27	0	43	0	2	1.18	7	1.92	.351
*Patton, Troy	2-5	4.37	8	8	0	0	0	0	45.1	48	26	22	6	2	13	0	37	0	3	0.67	4	1.35	.271
Peguero, Jailen	2-0	0.7	27	0	0	0	14	14	38.2	18	4	3	0	6	16	0	48	0	2	0.82	4	0.88	.144
Reineke, Chad	1-3	3.05	15	4	0	0	0	0	44.1	33	17	15	3	1	26	1	45	0	1	1.46	6	1.33	.209
Rollandini, David	4-4	4.5	47	0	0	0	2	5	76.0	70	42	38	11	2	28	4	50	0	6	1.07	7	1.29	.242
Skaggs, Jon	0-0	5.93	14	0	0	0	1	2	30.1	30	20	20	4	4	21	1	28	0	4	1.46	3	1.68	.268
Talbot, Mitch	6-4	3.39	18	17	0	0	1	1	90.1	94	49	34	4	6	29	0	96	2	2	1.92	8	1.36	.269
Williams, Aaron	7-5	5.25	46	0	0	0	4	8	60.0	67	38	35	10	1	16	0	40	0	5	1.03	4	1.38	.282
Team Total	76-63	3.92	139	139	3	10	37	52	1227.1	1194	627	535	111	73	483	19	1069	9	73	1.10	105	1.37	.255

*left-handed

FRISCO ROUGHRIDERS

Affiliate: Texas Rangers (2003)

Dr. Pepper Ballpark
7300 RoughRiders Trail
Frisco, TX 75034
Telephone: (972) 731-9200
Fax: (972) 731-5355
E-mail: info@ridersbaseball.com
Website: www.ridersbaseball.com



DAVE ANDERSON
Manager

PITCHING COACH
Terry Clark

HITTING COACH
Scott Coolbaugh

TRAINER
Jason Roberts

General Manager.....Mike McCall
Media Contact.....Brian SanFilippo
Radio Announcer.....Scott Garner
Station.....The Ticket-1700 AM

Capacity: 8,600
Year Opened: 2003
Directions: The ballpark is at the northeast corner of Dallas North Tollway and State Highway 121.

VISITING CLUB HOTEL

ExtendedStay Deluxe Plano/Legacy Area
2900 North Dallas Tollway
Plano, TX 75093
(972) 712-7200

2006 RECAP (6-8 Overall; 4-3 Home; 2-5 Road)

DATE	H/A	W/L	SCORE	WP	LP
5/25	H	W	10-1	Pals	Touchet
5/26	H	W	8-5	Lambert	Rowe
5/27	H	L	3-7	Diamond	Pomeranz
5/28	H	W	9-6 (11)	Ool	Carlson
6/2	A	L	1-5	Danks	Parisi
6/3	A	W	8-1	Rundles	Kometani
6/4	A	L	3-4	Jensen	Doyne
8/10	H	L	4-5(13)	Rowe	Russ
8/11	H	L	0-4	Diamond	Ool
8/12	H	W	4-0	Cate	Ward
8/17	A	W	5-1	Hawksworth	Mendoza
8/18	A	L	5-6(11)	Ingram	Dove
8/19	A	L	1-8	Hurley	Parisi
8/20	A	L	3-4	Ingram	Worrell

2007 SCHEDULE

DAY	DATE	SITE	TIME	DAY	DATE	SITE	TIME
Sun.	Apr. 8	FRI	2:00 p.m.	Sat.	June 30	FRI	7:00 p.m.
Mon.	Apr. 9	FRI	7:00 p.m.	Sun.	July 1	FRI	6:00 p.m.
Tues.	Apr. 10	FRI	7:00 p.m.	Mon.	July 2	FRI	7:00 p.m.
Sun.	Apr. 15	SPR	2:10 p.m.	Sat.	July 7	SPR	6:10 p.m.
Sun.	Apr. 16	SPR	7:10 p.m.	Sun.	July 8	SPR	6:10 p.m.
Mon.	Apr. 17	SPR	12:10 p.m.	Mon.	July 9	SPR	7:10 p.m.

2006 Final Team Roster

PITCHERS	JERSEY #	B	T	HT	WT	BORN
Bumstead, Michael	41	R	R	6'4"	210	7/8/1977
Diamond, Thomas	32	R	R	6'3"	245	4/6/1983
Francisco, Frank	49	R	R	6'2"	235	9/11/1979
Haigwood, Daniel	20	R	L	6'2"	200	11/19/1983
Hurley, Eric	18	R	R	6'4"	195	9/17/1985
Ingram, Jesse	10	R	R	6'1"	200	4/27/1982
Jensen, Ryan	45	R	R	6'0"	255	9/17/1975
Kometani, Paul	23	R	R	6'4"	200	12/24/1982
Mendoza, Luis	19	L	R	6'3"	180	10/31/1983
Pote, Lou	46	R	R	6'3"	200	8/21/1971
Rowe, Steven	29	R	R	6'4"	210	7/17/1980
Touchet, Danny	39	R	R	6'2"	202	1/12/1982
Ward, Jeremy	22	R	R	6'3"	235	2/24/1978

CATCHERS	JERSEY #	B	T	HT	WT	BORN
Richardson, Kevin	25	R	R	6'3"	228	9/12/1980
Valichka, Brian	--	R	R	6'3"	200	8/21/1983

INFIELDERS	JERSEY #	B	T	HT	WT	BORN
Benjamin, Casey	17	R	R	6'2"	190	8/1/1980
Cruz, Enrique	16	R	R	6'1"	205	11/21/1981
Fasano, Jim	43	L	R	6'5"	230	7/20/1983
Gold, Nate	28	R	R	6'3"	221	6/12/1980
Hulett Jr., Tim	2	L	R	5'10"	185	2/28/1983
Metcalfe, Travis	11	R	R	6'3"	215	8/17/1982

OUTFIELDERS	JERSEY #	B	T	HT	WT	BORN
Blalock, Jake	27	R	R	6'4"	205	8/6/1983
Botts, Jason	0	S	R	6'5"	250	7/26/1980
Harrison, Ben	24	R	R	6'4"	203	9/18/1981
Mahar, Kevin	21	R	R	6'4"	215	6/8/1981
Yan, Ruddy	5	S	R	6'0"	160	1/13/1982

SERIES FACTS

Most Runs, Game: By Springfield: 15 (15-1, Aug. 10, 2005 at Dr. Pepper Ballpark)
By Frisco: 8 (8-1, Aug. 19, 2006 at Dr. Pepper Ballpark)

Widest Margin Victory: By Springfield: 14 Runs (15-1, Aug. 10, 2005 at Dr. Pepper)
By Frisco: 7 Runs (8-1, Aug. 19, 2006 at Dr. Pepper Ballpark)

Longest Winning Streak: By Springfield: 3 (June 3-5, 2005)
By Frisco: 3 (Aug. 18-20, 2006*)

Attendance High: At Hammons Field: 8,614, August 11, 2006
At Dr. Pepper Ballpark: 10,189, May 27, 2005

*occured more than once

Cardinals vs. RoughRiders Year By Year Results

YEAR	HOME	AWAY	OVERALL	WIN %
2005	6-1	3-4	9-5	.692
2006	4-3	2-5	6-8	.750
Total	10-4	5-9	15-13	.536

FRONT OFFICE
2007 CARDINALS
2006 REVIEW
HISTORY
MINOR LEAGUES
TEXAS LEAGUE
MISC.

FRONT OFFICE
2007 CARDINALS
2006 REVIEW
HISTORY
MINOR LEAGUES
TEXAS LEAGUE
MISC.

MIDLAND ROCKHOUNDS

Affiliate: Oakland Athletics (1999)

Citibank Ballpark
 5514 N. Champion Dr.
 Midland, TX 79706
 Telephone: (432) 520-2255
 Fax: (432) 520-8326
 E-mail: rockhounds@nwol.net
 Website: www.midlandrockhounds.org



TODD STEVERSON
Manager

PITCHING COACH
Scott Emerson

HITTING COACH
Webster Garrison

TRAINER
Javier Alvidrez

General Manager.....Monty Hoppel
 Media Contact.....Bob Hards
 Radio Announcer.....Bob Hards
 Station.....KCRS 550 AM

Capacity: 4,669
 Year Opened: 2002
 Directions: Corner of Loop 250 and Highway 191.

VISITING CLUB HOTEL
 Clarion Hotel and Suites
 4300 W. Highway 80
 Midland, TX 79703
 (432) 697-3181

2006 RECAP (4-10 Overall; 3-4 Home; 1-6 Road)

DATE	H/A	W/L	SCORE	WP	LP
5/22	H	W	2-1	Pomeranz	Aguilar
5/23	H	W	9-7	Scalamandre	Robertson
5/24	H	L	3-5	Bradley	Rundles
5/29	A	L	6-12	Bradley	Rundles
5/30	A	W	7-5	Pals	Crowder
5/31	A	L	3-4	Burton	Garza
6/1	A	L	1-4	Aguilar	Pomeranz
8/7	A	L	1-5	Burton	Dove
8/8	A	L	1-2	Robertson	Doyne
8/9	A	L	1-2	Olsen	Pals
8/13	H	L	3-11	Ziegler	Pomeranz
8/14	H	W	7-2	Parisi	Rogers
8/15	H	L	6-9 (11)	Robertson	Doyne
8/16	H	L	2-5 (11)	Mitchell	Dove

2007 SCHEDULE

DAY	DATE	SITE	TIME	DAY	DATE	SITE	TIME
Thur.	Apr. 5	MID	6:30 p.m.	Wed.	June 27	MID	7:00 p.m.
Fri.	Apr. 6	MID	6:30 p.m.	Thurs.	June 28	MID	7:00 p.m.
Sat.	Apr. 7	MID	6:30 p.m.	Fri.	June 29	MID	7:00 p.m.
Thur.	Apr. 12	SPR	7:10 p.m.	Wed.	July 4	SPR	7:10 p.m.
Fri.	Apr. 13	SPR	7:10 p.m.	Thur.	July 5	SPR	7:10 p.m.
Sat.	Apr. 14	SPR	2:10 p.m.	Fri.	July 6	SPR	7:10 p.m.

2006 FINAL ROSTER

PITCHERS	JERSEY #	B	T	HT	WT	BORN
Aguilar, Ray	29	S	L	5'11"	210	1/18/1980
Braden, Dallas	56	L	L	6'1"	180	8/13/1983
Bradley, David	11	R	R	6'1"	175	8/28/1977
Burton, Jared	34	R	R	6'5"	224	6/2/1981
Coleman, Jeffrey	20	R	R	5'11"	193	10/6/1980
Crowder, Justin	19	L	L	6'0"	208	9/24/1979
Knox, Brad	32	R	R	6'2"	230	5/27/1982
McBeth, Marcus	20	R	R	6'2"	183	8/23/1980
Mitchell, Michael	45	R	R	6'2"	185	10/27/1981
Olsen, Kevin	25	R	R	6'2"	195	7/26/1976
Robertson, Connor	47	R	R	6'2"	215	9/10/1981
Santos, Alex	46	R	R	6'1"	230	8/9/1977
Walton, Sam	39	L	L	6'5"	225	12/1/1978
Ziegler, Brad	15	R	R	6'4"	190	10/10/1979

CATCHERS	JERSEY #	B	T	HT	WT	BORN
Castillo, David	7	R	R	5'9"	185	9/15/1981
Morris, Jed	31	L	R	5'11"	200	3/4/1980
Myers, Casey	49	R	R	5'10"	209	10/23/1978
Powell, Landon	18	S	R	6'3"	240	3/19/1982
Suzuki, Kurt	33	R	R	6'0"	205	10/4/1983

INFIELDERS	JERSEY #	B	T	HT	WT	BORN
Colamarino, Brant	27	L	L	5'10"	221	12/4/1980
Kiger, Mark	17	R	R	5'10"	190	5/30/1980
Melillo, Kevin	16	L	R	5'11"	185	5/14/1982
Merrill Jr., Ronnie	12	S	R	6'1"	185	11/13/1978
Spanos, Vasili	35	R	R	6'1"	225	2/25/1981

OUTFIELDERS	JERSEY #	B	T	HT	WT	BORN
Allegra, Matthew	55	R	R	6'3"	214	7/10/1981
Buck, Travis	24	L	R	6'2"	205	11/18/1983
Coughlan, Cameron	21	S	R	5'11"	178	8/12/1981
Putnam, Danny	7	L	L	5'10"	200	9/17/1982
Stavisky, Brian	19	L	R	6'2"	210	7/6/1980

SERIES FACTS

Most Runs, Game: By Springfield: 11 (11-10 in 13 inn., Aug. 11, 2005 at Hammons Field)
 By Midland: 17 (17-3, Aug. 12, 2005 at Hammons Field)

Widest Margin Victory: By Springfield: 5 Runs (11-6, May 24, 2005 at First American Bank Ballpark*)
 By Midland: 14 Runs (17-3, Aug. 12, 2005 at Hammons Field)

Longest Winning Streak: By Springfield: 2 (last was June 2, 2005 to Aug. 11, 2005*)
 By Midland: 6 (May 31- Aug. 21, 2006)

Attendance High: At Hammons Field: 8,708, Aug. 13, 2005
 At First American Bank Ballpark: 4,949, Aug. 20, 2005

*occured more than once

Cardinals vs. RockHounds Year By Year Results

YEAR	HOME	AWAY	OVERALL	WIN %
2005	5-2	3-4	8-6	.571
2006	3-4	1-6	4-10	.285
Total	8-6	4-10	12-16	.429

2006 INDIVIDUAL BATTING STATISTICS

BATTER	AVG	G	AB	R	H	2B	3B	HR	RBI	BB	IBB	SO	SB	CS	OBP	SLG	OPS	SF	SAC	HBP	DP	E
#Aguilar, Ray	.000	1	1	0	0	0	0	0	0	0	0	0	0	0	.000	.000	.000	0	0	0	0	1
Allegra, Matthew	.265	96	355	52	94	27	1	15	62	38	1	117	4	3	.338	.473	.812	7	3	5	7	8
*Buck, Travis	.302	50	212	32	64	22	1	4	22	22	1	39	9	1	.376	.472	.847	0	1	3	5	0
Casanova, Raul	.182	2	11	1	2	1	0	0	2	0	0	0	0	0	.182	.273	.455	0	0	0	1	0
Castillo, David	.208	24	72	7	15	2	0	0	10	6	0	11	0	0	.263	.236	.499	2	0	0	0	4
*Colamarino, Brant	.285	126	495	69	141	35	8	17	91	60	3	109	2	2	.364	.491	.855	7	0	6	13	9
*Cornejo, Eduardo	.210	47	157	17	33	6	0	0	8	16	0	14	0	0	.288	.248	.537	2	4	2	7	7
#Coughlan, Cameron	.258	21	31	7	8	1	0	1	7	6	0	5	0	1	.410	.387	.797	0	2	2	1	0
Kiger, Mark	.307	58	251	43	77	12	3	6	20	30	0	58	7	2	.379	.450	.830	1	1	0	3	9
*Melillo, Kevin	.280	136	500	73	140	31	3	12	73	68	3	98	14	7	.367	.426	.793	6	3	4	11	6
#Merrill Jr., Ronnie	.244	118	446	47	109	30	2	5	45	40	2	95	9	12	.314	.354	.668	4	5	7	9	14
*Morris, Jed	.306	45	170	27	52	6	0	6	17	22	0	25	1	1	.395	.447	.842	0	3	3	4	2
Myers, Casey	.310	24	87	12	27	4	0	1	14	19	0	9	0	0	.427	.391	.818	3	1	1	5	0
*Perry, Jason	.402	28	107	28	43	8	2	4	17	12	2	23	2	1	.476	.626	1.102	1	0	4	2	0
#Powell, Landon	.268	12	41	4	11	0	0	1	4	3	0	12	0	0	.333	.341	.675	0	0	1	1	2
*Putnam, Danny	.244	60	225	33	55	13	2	8	37	23	0	37	2	1	.317	.427	.744	2	2	2	4	0
*Robnett, Richie	.357	5	14	5	5	1	0	1	2	4	0	4	0	0	.474	.643	1.117	1	0	0	0	1
Snyder, Brian	.205	48	151	24	31	6	2	5	25	39	0	45	1	1	.370	.371	.741	1	3	1	11	2
Spanos, Vasili	.308	120	439	70	135	29	1	9	67	52	3	73	0	1	.405	.440	.844	8	3	25	13	13
*Stanley, Steve	.133	7	30	3	4	1	0	0	4	2	0	3	1	0	.188	.167	.354	0	0	0	0	0
*Stavisky, Brian	.316	85	329	60	104	22	2	6	49	64	3	53	3	1	.429	.450	.879	1	3	2	11	0
Suzuki, Kurt	.285	99	376	64	107	26	1	7	55	58	1	50	5	3	.392	.415	.807	1	0	9	15	2
Turner, Lloyd	.208	100	318	37	66	5	6	8	42	30	1	70	12	5	.284	.336	.620	3	8	5	5	3
Team Total	.275	139	4818	715	1323	288	34	116	673	614	20	950	72	42	.363	.421	.784	50	43	82	128	98

*left-handed #switch-hitter

2006 INDIVIDUAL PITCHING STATISTICS


PITCHER	W-L	ERA	G	GS	CG	SHO	SV	SVO	IP	H	R	ER	HR	HB	BB	IBB	SO	BK	WP	GO/AO	DP	WHIP	AVG
*Aguilar, Ray	12-7	4.54	28	28	0	0	0	0	158.0	190	88	80	13	7	42	1	100	1	13	1.19	16	1.46	.303
*Braden, Dallas	0-0	16.20	1	1	0	0	0	0	3.1	9	6	6	1	0	0	2	0	0	3.00	0	2.70	.500	
Bradley, David	6-11	5.41	31	24	0	0	0	0	131.0	156	92	79	11	10	58	1	81	0	11	0.98	12	1.63	.302
Burton, Jared	6-5	4.14	53	0	0	0	1	4	74.0	71	36	34	7	3	27	3	66	0	9	1.11	6	1.32	.255
Castillo, David	0-0	0.00	1	0	0	0	0	0	1.0	0	0	0	0	0	1	0	0	0	2.00	0	1.00	.000	
Coleman, Jeffrey	4-0	4.44	16	0	0	0	0	1	24.1	22	13	12	2	1	14	0	29	0	1	2.36	5	1.48	.239
Coughlan, Cameron	0-0	27.00	1	0	0	0	0	0	1.0	3	3	3	0	0	1	0	0	0	1	0.00	0	4.00	.600
*Crowder, Justin	1-2	4.79	41	0	0	0	2	2	47.0	50	27	25	7	3	19	1	43	0	2	0.96	3	1.47	.276
Fritz, Benjamin	1-4	3.30	12	12	0	0	0	0	71.0	63	31	26	4	7	22	1	51	0	2	1.29	1	1.20	.241
Knox, Brad	12-5	3.67	27	25	1	0	0	0	161.0	154	74	66	10	9	62	0	100	0	10	1.33	16	1.34	.255
Kohn, Shawn	1-2	3.52	12	0	0	0	2	4	15.1	10	7	6	1	1	2	0	20	0	0	0.44	0	.780	.182
*Lynch, Matt	0-1	13.50	2	0	0	0	0	0	2.2	8	4	4	0	0	1	1	3	0	1	4.00	0	3.38	.533
Madsen, Michael	0-0	18.41	2	2	0	0	0	0	7.1	19	15	15	0	2	3	0	5	0	0	1.67	0	3.00	.487
McBeth, Marcus	3-2	2.48	45	0	0	0	25	31	54.1	43	16	15	4	0	20	1	65	0	9	0.75	0	1.16	.213
Mitchell, Michael	2-1	3.60	14	0	0	0	0	1	20.0	24	11	8	1	1	11	1	15	1	0	2.13	6	1.75	.316
Muessig, Jeff	0-1	1.96	11	0	0	0	1	1	18.1	12	5	4	3	0	4	0	22	0	1	1.27	1	0.87	.182
Olsen, Kevin	6-1	3.61	13	13	2	1	0	0	84.2	77	37	34	7	5	20	0	49	0	0	0.81	3	1.15	.239
*Rall, Tim	1-0	1.26	10	0	0	0	2	3	14.1	11	2	2	0	2	5	3	11	0	0	1.83	3	1.12	.229
*Rawson, Anthony	1-2	5.86	31	0	0	0	0	3	35.1	46	26	23	2	2	26	2	33	0	2	2.18	0	2.04	.319
Robertson, Connor	7-2	2.80	55	0	0	0	6	8	83.2	73	28	26	1	2	22	2	97	0	2	1.60	14	1.14	.246
Rogers, Michael	0-2	9.53	6	6	0	0	0	0	28.1	40	31	30	4	2	13	0	20	0	3	.590	2	1.87	.336
Santos, Alex	1-2	5.51	15	0	0	0	4	6	16.1	20	10	10	2	0	8	0	15	0	0	1.75	2	1.71	.313
*Walton, Sam	1-4	3.12	17	0	0	0	0	0	26.0	15	9	9	0	1	18	0	22	0	6	1.43	2	1.27	.179
T*Walton, Sam	1-4	3.07	20	0	0	0	0	0	29.1	17	10	10	0	1	22	0	27	0	7	1.36	2	1.33	.177
Windsor, Jason	4-1	2.97	6	6	0	0	0	0	33.1	27	12	11	2	0	10	0	35	0	1	1.23	4	1.11	.227
Ziegler, Brad	9-6	3.37	23	22	1	0	0	0	141.0	151	60	53	17	7	37	0	88	1	3	1.32	16	1.33	.279
Team Total	78-61	4.16	139	139	4	6	43	64	1255.0	1294	643	580	99	65	446	17	972	3	77	1.10	112	1.39	.271

*left-handed

SAN ANTONIO MISSIONS

Affiliate: San Diego Padres (2007)

Nelson W. Wolff Municipal Stadium
 5757 Highway 90 West
 San Antonio, TX 78227
 Telephone: (210) 675-7275
 Fax: (210) 670-0341
 E-mail: sainfo@samissions.com
 Website: www.samissions.com



RANDY READY
Manager

President.....Burl
 Yarbrough
 General ManagerDave Gasaway
 Media ContactMickey Holt
 Radio Announcer.....Roy Acuff & Stu Paul
 Station.....KKYX 680 AM

PITCHING COACH
Glenn Abbott

HITTING COACH
Tom Tornincasa

Capacity: 6,200
 Year Opened: 1994
 Directions: Highway 90 West at Callaghan.

TRAINER
Greg Harel

VISITING CLUB HOTEL

Quality Inn and Suites
 9522 Brimhall Rd.
 San Antonio, TX 78254
 (210) 372-9900

2006 RECAP (7-6 Overall; 4-2 Home; 3-4 Road)

DATE	H/A	W/L	SCORE	WP	LP
4/30	A	W	9-7	Russ	Mateo
5/1	A	W	4-2	Rundles	Flannery
5/2	A	L	3-7	Blackley	Pals
5/7	H	W	3-1	Rundles	Feierabend
5/8	H	W	4-2	Scalamandre	Pettyjohn
5/9	H	W	2-1 (10)	Cavazos	Huber
6/22	A	L	2-8	Feierabend	Rundles
6/23	A	W	11-7	Lambert	Mateo
6/24	A	L	2-8	Rohrbaugh	Pomeranz
6/25	A	L	4-8	Blackley	Parisi
7/14	H	L	2-5	Chick	Haberer
7/15	H	W	4-2	Hawksworth	Rohrbaugh
7/16	H	L	0-7	Blackley	Lambert

2007 SCHEDULE

DAY	DATE	SITE	TIME	DAY	DATE	SITE	TIME
Tues	May 22	SAN	7:05 p.m.	Wed.	Aug. 8	SPR	7:10 p.m.
Wed.	May 23	SAN	7:05 p.m.	Thurs.	Aug. 9	SPR	7:10 p.m.
Thurs.	May 24	SAN	7:05 p.m.	Fri.	Aug. 10	SPR	7:10 p.m.
Mon.	May 28	SPR	7:10 p.m.	Wed.	Aug. 15	SAN	7:05 p.m.
Tues.	May 29	SPR	7:10 p.m.	Thurs.	Aug. 16	SAN	7:05 p.m.
Wed.	May 30	SPR	7:10 p.m.	Fri.	Aug. 17	SAN	7:05 p.m.

2006 FINAL ROSTER

PITCHERS	JERSEY #	B	T	HT	WT	BORN
Bazardo, Yorman	47	R	R	6'2"	220	7/11/1984
Campillo, Jorge	66	R	R	6'1"	190	8/10/1978
Chick, Travis	10	R	R	6'3"	215	6/10/1984
Embry, Byron	28	R	R	6'2"	240	9/5/1976
Feierabend, Ryan	55	L	L	6'3"	190	8/22/1985
Fillinger, Chad	17	R	R	6'4"	210	10/26/1982
James, Craig	30	R	R	6'1"	175	3/10/1983
Kahn, Stephen	51	L	R	6'3"	215	12/14/1983
Mackintosh, Jason	27	R	L	6'0"	205	7/2/1980
Mateo, Nathanel	31	R	R	6'1"	160	12/24/1980
Rohrbaugh, Robert	45	R	L	6'2"	195	12/28/1983
Rowland-Smith, Ryan	44	L	L	6'3"	200	1/26/1983

CATCHERS	JERSEY #	B	T	HT	WT	BORN
Oliveros, Luis	56	R	R	6'1"	205	6/18/1983
Quiroz, Guillermo	54	R	R	6'1"	200	11/29/1981
Ruchti, Justin	19	R	R	6'2"	200	12/11/1980
Schweiger, Brian	25	R	R	6'0"	195	8/21/1982

INFIELDERS	JERSEY #	B	T	HT	WT	BORN
Bourgeois, Jason	6	R	R	5'9"	185	1/4/1982
Chen, Yung Chi	40	R	R	5'11"	170	7/13/1983
Guzman, Jesus	14	R	R	6'1"	165	6/14/1984
Hubbard, Thomas	23	L	R	6'2"	215	4/16/1982
Monzon, Erick	45	R	R	6'0"	190	11/30/1981
Rogelstad, Matt	4	L	R	6'3"	185	9/13/1982
Tuiasosopo, Matt	29	R	R	6'2"	210	5/10/1986
Youngbauer, Scott	13	S	R	6'1"	175	1/14/1979

OUTFIELDERS	JERSEY #	B	T	HT	WT	BORN
Balentine, Wladimir	5	R	R	6'2"	190	7/2/1984
Boucher, Sebastien	21	L	R	6'0"	190	10/19/1981
Liverpool, Marquise	7	R	R	5'11"	191	4/16/1986
Wilson, Michael	37	S	R	6'1"	238	6/29/1983

SERIES FACTS

Most Runs, Game: By Springfield: 11 (11-7, June 23, 2006 at Nelson W. Wolff Stadium)
 By San Antonio: 13 (13-3, July 15, 2005 at Nelson W. Wolff Stadium)

Widest Margin Victory: By Springfield: 5 Runs (7-2, June 23, 2005 at Nelson W. Wolff Stadium)
 By San Antonio: 10 Runs (13-3, July 15, 2005 at Nelson W. Wolff Stadium)

Longest Winning Streak: By Springfield: 3 (May 7-9, 2006)
 By San Antonio: 4 (June 24 - July 15, 2005)

Attendance High: At Hammons Field: 8,779, June 24, 2005

Cardinals vs. Missions Year By Year Results

YEAR	HOME	AWAY	OVERALL	WIN %
2005	3-4	3-4	6-8	.429
2006	4-2	3-4	7-6	.539
Total	7-6	6-8	13-14	.481

2006 INDIVIDUAL BATTING STATISTICS

BATTER	AVG	G	AB	R	H	2B	3B	HR	RBI	BB	IBB	SO	SB	CS	OBP	SLG	OPS	SF	SAC	HBP	DP	E
Arroyo, Jack	.135	15	37	4	5	0	0	0	0	3	0	6	1	1	.220	.135	.355	0	2	1	0	0
Balentien, Wladimir	.230	121	444	76	102	23	1	22	82	70	5	140	14	7	.337	.435	.772	4	0	4	10	11
*Boucher, Sebastien	.248	110	416	60	103	9	6	1	29	65	2	91	26	9	.351	.305	.656	2	9	2	11	3
Bourgeois, Jason	.277	107	411	65	114	22	7	4	38	37	0	66	23	7	.338	.394	.732	5	4	3	6	5
Castro, Ismael	.241	31	112	13	27	6	1	1	9	5	0	22	4	2	.274	.339	.613	0	0	0	2	3
Chen, Yung Chi	.295	40	149	22	44	9	2	3	22	18	1	23	5	3	.365	.443	.808	3	4	0	2	0
*Clement, Jeff	.288	15	59	7	17	6	1	2	10	7	0	8	0	0	.386	.525	.911	1	0	3	1	2
Garciparra, Michael	.305	28	105	13	32	3	1	1	16	8	0	21	1	1	.375	.381	.756	2	1	5	3	3
Gregorio, Tom	.250	3	8	0	2	0	0	0	0	0	0	3	0	0	.250	.250	.500	0	1	0	0	0
Guzman, Jesus	.257	115	408	57	105	18	3	9	55	46	0	74	7	3	.335	.382	.718	4	9	4	12	13
Hargrove, Andy	.125	4	8	0	1	0	0	0	0	0	0	4	0	0	.222	.125	.347	0	0	1	1	1
*Harris, Gary	.206	42	160	15	33	6	1	0	12	6	0	28	8	3	.243	.256	.499	1	1	2	5	0
Henson, Julian	.000	1	1	1	0	0	0	0	0	0	0	0	0	0	.000	.000	.000	0	0	0	0	0
*Hubbard, Thomas	.289	65	242	29	70	15	1	5	33	30	0	58	0	2	.369	.421	.790	1	1	1	6	5
*LaHair, Bryan	.293	60	222	22	65	12	0	6	30	24	3	52	0	0	.371	.428	.798	1	1	4	3	4
Liverpool, Marquise	.250	2	4	1	1	0	0	0	1	0	0	1	0	0	.250	.250	.500	0	0	0	1	0
Monzon, Erick	.245	78	269	32	66	17	2	3	29	25	0	48	9	0	.311	.357	.668	3	2	2	6	14
Navarro, Oswaldo	.267	79	266	27	71	13	1	1	24	39	1	57	7	6	.371	.335	.706	0	3	5	5	13
Nelson, Jon	.245	45	163	23	40	10	1	5	18	6	2	54	3	1	.293	.411	.704	0	0	5	2	2
Oliveros, Luis	.176	46	153	8	27	3	0	0	5	2	0	18	0	0	.206	.196	.402	1	3	4	4	2
Quiroz, Guillermo	.188	16	64	5	12	3	0	3	9	3	0	15	0	0	.235	.375	.610	0	0	1	2	4
*Reynolds, Kevin	.217	15	46	6	10	3	0	0	2	2	0	4	1	2	.250	.283	.533	0	1	0	2	0
*Rogelstad, Matt	.185	23	85	11	12	1	1	1	11	4	0	9	0	1	.229	.277	.505	1	2	0	2	0
Ruchti, Justin	.222	42	144	13	32	5	0	3	17	6	0	33	0	0	.258	.319	.578	0	1	1	2	3
Schweiger, Brian	.218	27	78	6	17	1	0	0	4	10	0	20	0	0	.311	.231	.542	1	0	1	0	3
Tuiasosopo, Matt	.185	62	216	16	40	4	0	1	10	20	0	64	2	1	.259	.218	.477	1	2	2	4	14
#Wilson, Michael	.245	67	249	32	61	12	1	12	43	28	0	85	1	1	.336	.446	.781	0	0	6	7	6
#Youngbauer, Scott	.280	31	118	12	33	6	2	2	17	13	0	25	2	1	.351	.415	.766	2	3	1	2	7
Team Total	.247	138	4617	576	1142	207	32	85	526	477	14	1029	114	51	.323	.361	.685	33	50	58	101	137


2006 INDIVIDUAL PITCHING STATISTICS

PITCHER	W-L	ERA	G	GS	CG	SHO	SV	SVO	IP	H	R	ER	HR	HB	BB	IBB	SO	BK	WP	GO/AO	DP	WHIP	AVG
Bazardo, Yorman	6-5	3.64	25	25	0	0	0	0	138.1	144	65	56	10	9	45	0	80	1	9	1.07	15	1.37	.275
*Blackley, Travis	8-11	4.06	25	25	0	0	0	0	144.0	139	77	65	18	15	45	2	100	1	11	0.71	3	1.28	.255
Campillo, Jorge	2-0	2.53	2	2	0	0	0	0	10.2	12	4	3	0	0	2	0	3	0	1	0.94	2	1.31	.293
Chick, Travis	4-2	3.19	11	11	0	0	0	0	67.2	57	25	24	3	2	37	0	44	0	8	1.12	7	1.39	.230
Embry, Byron	0-1	2.31	12	0	0	0	5	5	11.2	8	3	3	0	1	4	0	20	0	4	0.56	0	1.03	.186
*Feierabend, Ryan	9-12	4.28	28	28	0	0	0	0	153.2	156	87	73	16	7	55	1	127	1	6	0.93	6	1.37	.267
Fillinger, Chad	7-1	3.44	32	0	0	0	0	3	68.0	63	30	26	6	4	23	0	55	0	6	1.07	5	1.26	.249
Flannery, Mike	0-4	5.11	20	0	0	0	1	3	37.0	40	30	21	1	3	19	1	26	1	5	1.66	6	1.59	.290
Huber, Jon	0-3	4.88	21	0	0	0	11	12	24.0	30	13	13	0	1	4	1	19	0	0	1.43	2	1.42	.316
James, Craig	4-3	2.61	43	0	0	0	1	5	62.0	54	24	18	3	7	33	3	56	1	4	1.45	3	1.4	.237
*Jimenez, Cesar	0-2	2.76	3	3	0	0	0	0	16.1	10	5	5	0	1	5	0	10	0	1	2.36	1	0.92	.179
Jordan, Justin	0-0	10.38	1	0	0	0	0	0	4.1	10	5	5	2	0	0	0	1	0	0	0.71	0	2.31	.435
Kahn, Stephen	1-3	6.23	31	0	0	0	0	2	39.0	50	30	27	3	3	31	0	33	0	3	1.27	5	2.08	.316
Lowe, Mark	0-2	2.16	11	0	0	0	4	6	16.2	14	4	4	1	0	3	0	14	0	0	1.36	0	1.02	.233
*Mackintosh, Jason	4-5	3.38	36	11	0	0	0	1	98.2	97	44	37	8	5	34	3	59	0	6	1.60	11	1.33	.258
Mateo, Nathanel	3-7	5.8	26	7	0	0	1	0	68.1	78	50	44	10	6	30	1	60	0	1	1.15	6	1.58	.291
Moorhead, Brandon	2-3	6.02	9	8	0	0	0	1	40.1	51	28	27	3	4	17	0	25	1	3	1.06	4	1.69	.309
*O'Flaherty, Eric	2-2	1.14	25	0	0	0	7	9	39.1	45	10	5	0	4	15	1	36	2	0	1.50	4	1.53	.300
*Pettyjohn, Adam	2-4	2.91	17	3	0	0	1	3	52.2	46	18	17	5	1	14	1	45	2	1	1.90	9	1.14	.245
*Rohrbaugh, Robert	5-5	3.78	14	14	0	0	0	0	85.2	87	37	36	9	4	27	0	64	2	4	1.33	10	1.33	.268
*Rowland-Smith, R.	1-3	2.83	23	1	0	0	4	6	41.1	38	18	13	2	1	18	1	48	0	2	1.20	3	1.35	.241
Team Total	60-78	3.85	138	138	0	7	34	57	1219.2	1229	607	522	100	78	461	15	925	12	75	1.08	102	1.39	.266

TULSA DRILLERS

Affiliate: Colorado Rockies (2003)

Drillers Stadium
4802 East 15th St.
Tulsa, OK 74112
Telephone: (918) 744-5998
Fax: (918) 747-3267
E-mail: mail@tulsadrillers.com
Website: www.tulsadrillers.com



STU COLE
Manager

PITCHING COACH
Bo McLaughlin

HITTING COACH
Orlando Merced

TRAINER
Austin O'Shea

General Manager.....Chuck Lamson
Media Contact.....Brian Carroll
Radio Announcer.....Mark Neely
Station.....KTBZ-1430 AM

Capacity: 10,997

Year Opened: 1981

Directions: Three miles north of I-44 and 1.5 miles south of I-244 at 15th Street and Yale Avenue.

VISITING CLUB HOTEL

The Hampton Inn
3209 S. 79th E. Avenue
Tulsa, OK 74145
(918) 663-1000

2006 RECAP (17-10 Overall; 8-5 Home; 9-5 Road)

DATE	H/A	W/L	SCORE	WP	LP	DATE	H/A	W/L	SCORE	WP	LP
4/11	A	W	14-6	Rundles	Ulloa	7/5	A	W	8-4	Garza	Morillo
4/12	A	L	3-6 (11)	Newman	Russ	7/6	A	W	2-1	Parisi	Ulloa
4/13	A	W	10-7	Lambert	Arias	7/7	A	W	6-4	Russ	Miller
4/14	A	W	7-3	Ool	Kaiser	7/8	A	W	7-2	Haberer	Register
4/15	A	W	8-3	Parisi	Jimenez	7/9	A	W	8-5	Garza	Arias
4/21	H	W	4-3	Russ	Colyer	7/28	H	W	9-3	Parisi	Morillo
4/22	H	L	6-9	Songster	Worrell	7/29	H	L	3-4 (10)	Beckstead	Worrell
4/23	H	W	4-1	Lambert	Morillo	7/30	H	W	8-6	Haberer	Parker
4/24	H	W	8-5 (6)	Pomeranz	Kaiser	7/31	H	L	7-12	Beckstead	Lambert
4/25	H	W	5-4	Parisi	Beckstead	8/1	H	L	6-7	Burch	Cali
6/15	H	L	2-6	Arias	Pals	8/22	A	L	5-7	Asahina	Haberer
6/16	H	W	2-0	Lambert	Register	8/23	A	L	4-5	Morillo	Russ
6/17	H	W	3-2	Doyne	Miller	8/24	A	L	3-7	Ulloa	Parisi
6/18	H	L	1-8	Kaiser	Parisi	8/25	A	L	0-1	Newman	Cate

2007 SCHEDULE

DAY	DATE	SITE	TIME	DAY	DATE	SITE	TIME
Thurs.	Apr. 19	TUL	7:05 p.m.	Thurs.	June 21	SPR	7:10 p.m.
Fri.	Apr. 20	TUL	7:05 p.m.	Fri.	June 22	SPR	7:10 p.m.
Sat.	Apr. 21	TUL	7:05 p.m.	Sat.	June 23	SPR	7:10 p.m.
Sun.	Apr. 22	TUL	2:05 p.m.	Sun.	June 24	SPR	7:10 p.m.
Fri.	Apr. 27	SPR	7:10 p.m.	Sun.	July 15	TUL	6:05 p.m.
Sat.	Apr. 28	SPR	2:10 p.m.	Mon.	July 16	TUL	7:05 p.m.
Sun.	Apr. 29	SPR	2:10 p.m.	Tues.	July 17	TUL	7:05 p.m.
Mon.	Apr. 30	SPR	12:10 p.m.	Wed.	July 18	TUL	7:05 p.m.
Thurs.	May 17	TUL	7:05 p.m.	Fri.	Aug. 3	TUL	7:05 p.m.
Fri.	May 18	TUL	7:05 p.m.	Sat.	Aug. 4	TUL	7:05 p.m.
Sat.	May 19	TUL	7:05 p.m.	Sun.	Aug. 5	TUL	6:05 p.m.
Sun.	May 20	TUL	7:05 p.m.	Mon.	Aug. 6	TUL	7:05 p.m.
Tues.	June 5	SPR	7:10 p.m.	Tues.	Aug. 21	SPR	7:10 p.m.
Wed.	June 6	SPR	7:10 p.m.	Wed.	Aug. 22	SPR	7:10 p.m.
Thurs.	June 7	SPR	7:10 p.m.	Thurs.	Aug. 23	SPR	7:10 p.m.

2006 FINAL ROSTER

PITCHERS	JERSEY #	B	T	HT	WT	BORN
Arias, Alberto	45	R	R	5'11"	155	10/14/1983
Asahina, Jonathan	29	S	R	6'1"	190	12/31/1980
Beckstead, Jentry	22	R	R	6'0"	175	6/9/1980
Burch, Jason	34	R	R	6'5"	215	10/15/1982
Kaiser, Marc	30	R	R	6'2"	205	5/7/1982
Miller, Jim	25	R	R	6'1"	200	4/28/1982
Morillo, Juan	52	R	R	6'3"	190	11/5/1983
Newman, Joshua	23	L	L	6'1"	200	6/11/1982
Parker, Zack	21	R	L	6'2"	205	8/19/1981
Register, Steven	9	R	R	6'1"	170	5/16/1983
Songster, Judd	32	R	R	6'3"	195	12/26/1979
Ulloa, Emmanuel	19	R	R	6'2"	190	11/26/1978

CATCHERS	JERSEY #	B	T	HT	WT	BORN
Colina, Alvin	29	R	R	6'3"	210	12/26/1981
Sanchez, Tino	17	S	R	6'0"	175	2/2/1979

INFIELDERS	JERSEY #	B	T	HT	WT	BORN
Dragicevich, Jeffrey	20	R	R	6'2"	200	8/1/1982
Koshansky, Joseph	28	L	L	6'4"	225	5/26/1982
Macri, Matthew	5	R	R	6'2"	200	5/29/1982
Stewart, Ian	6	L	R	6'3"	205	4/5/1985

OUTFIELDERS	JERSEY #	B	T	HT	WT	BORN
Bernier, Douglas	3	S	R	5'11"	175	6/24/1980
Colonel, Christian	14	R	R	6'2"	210	12/25/1981
Czarnecki, Jordan	7	R	R	6'1"	175	10/4/1980
Gaetti, Joe	8	R	R	5'11"	205	10/16/1981
Miller, Matthew	25	R	R	6'2"	210	12/26/1982
Smith, Seth	24	L	L	6'3"	215	9/30/1982
Thigpen, Jud	12	R	R	6'0"	180	10/3/1980

SERIES FACTS

Most Runs, Game: By Springfield: 14 (14-6, April 11, 2006 at Drillers Stadium)
By Tulsa: 12 (12-7, July 31, 2006 at Hammons Field)

Widest Margin Victory: By Springfield: 8 Runs (13-5, Aug. 1, 2005 at Drillers Stadium*)
By Tulsa: 7 Runs (11-4, April 16, 2005 at Hammons Field*)

Longest Winning Streak: By Springfield: 6 (July 5-28, 2006)
By Tulsa: 6 (July 31-Aug. 25, 2006)

Attendance High: At Hammons Field: 9,720, Aug. 26, 2005
At Drillers Stadium: 8,627, June 18, 2005

*occured more than once

Cardinals vs. Drillers Year By Year Results

YEAR	HOME	AWAY	OVERALL	WIN %
2005	10-4	4-10	14-14	.500
2006	8-5	9-5	17-10	.630
Total	18-9	13-15	31-24	.564

2006 INDIVIDUAL BATTING STATISTICS

BATTER	AVG	G	AB	R	H	2B	3B	HR	RBI	BB	IBB	SO	SB	CS	OBP	SLG	OPS	SF	SAC	HBP	DP	E
Apodaca, Luis	.000	3	7	0	0	0	0	0	0	0	0	4	0	0	.000	.000	.000	0	0	0	0	0
Arias, Alberto	.167	19	6	0	1	0	0	0	0	0	0	2	0	0	.167	.167	.333	0	1	0	0	2
#Asahina, Jonathan	.333	6	9	1	3	1	0	0	0	0	0	3	0	0	.333	.444	.778	0	0	0	1	0
#Bernier, Douglas	.280	87	246	44	69	16	3	1	27	30	0	46	4	1	.361	.382	.743	2	9	2	8	10
Colina, Alvin	.254	92	323	45	82	14	1	12	46	23	2	77	3	2	.314	.415	.728	2	0	6	13	4
Colonel, Christian	.271	115	387	47	105	24	0	10	43	35	0	64	11	5	.335	.411	.746	6	2	5	13	5
Czarniecki, Jordan	.275	117	408	61	112	27	4	11	57	46	0	86	20	4	.354	.441	.795	3	5	6	13	5
Dragicevich, Jeffrey	.250	16	44	6	11	2	0	1	5	7	0	13	2	0	.365	.364	.729	0	1	1	1	0
Gaetti, Joe	.296	109	392	68	116	23	4	16	62	38	1	99	5	2	.369	.497	.867	4	2	10	5	10
Iannetta, Chris	.321	44	156	38	50	10	2	11	26	24	0	26	1	0	.418	.622	1.04	1	1	3	3	3
Jimenez, Ubaldo	.000	3	5	0	0	0	0	0	0	0	0	1	0	0	.000	.000	.000	0	0	0	0	1
Kaiser, Marc	.045	11	22	2	1	0	0	1	2	0	0	4	0	0	.045	.182	.227	0	3	0	3	1
*Koshansky, Joseph	.284	132	500	84	142	28	0	31	109	64	5	134	3	2	.371	.526	.897	2	1	6	12	11
Macri, Matthew	.233	83	288	35	67	12	2	8	35	22	1	66	2	4	.294	.372	.665	5	6	5	4	11
Miller, Matthew	.229	27	83	14	19	1	1	1	7	11	0	13	1	1	.330	.301	.631	1	0	2	5	1
Morillo, Juan	.231	8	13	0	3	0	0	0	1	1	0	3	0	0	.286	.231	.516	0	1	0	1	3
*Newman, Joshua	.000	20	1	1	0	0	0	0	0	1	0	1	0	0	.500	.000	.500	0	0	0	0	0
Parker, Zack	.333	3	3	0	1	0	0	0	0	0	0	0	0	0	.333	.333	.667	0	0	0	0	1
Register, Steven	.083	7	12	0	1	0	0	0	0	0	0	3	0	0	.083	.083	.167	0	3	0	0	0
#Sanchez, Tino	.325	23	83	12	27	6	0	3	24	9	0	6	0	0	.387	.506	.893	1	1	0	4	2
*Smith, Seth	.294	130	524	79	154	46	4	15	71	51	1	74	4	4	.361	.483	.844	0	3	4	7	5
Songster, Judd	.000	18	1	0	0	0	0	0	0	0	0	0	0	0	.000	.000	.000	0	0	0	0	2
*Stewart, Ian	.268	120	462	75	124	41	7	10	71	50	2	103	3	8	.351	.452	.803	4	1	11	13	19
Thigpen, Jud	.232	92	310	37	72	16	1	5	35	15	0	60	6	2	.281	.339	.620	10	5	10	12	3
Tulowitzki, Troy	.291	104	423	75	123	34	2	13	61	46	3	71	6	5	.370	.473	.843	5	1	10	8	25
Ulloa, Enmanuel	.231	10	13	2	3	0	0	1	4	2	0	3	0	0	.333	.462	.795	0	5	0	0	1
Team Total	.272	139	4721	726	1286	301	31	150	686	475	15	962	71	40	.346	.445	.791	46	51	81	126	127

*left-handed #switch-hitter

2006 INDIVIDUAL PITCHING STATISTICS

PITCHER	W-L	ERA	G	GS	CG	SHO	SV	SVO	IP	H	R	ER	HR	HB	BB	IBB	SO	BK	WP	GO/AO	DP	WHIP	AVG
Arias, Alberto	8-6	4.35	49	9	0	0	0	3	111.2	102	59	54	15	10	45	1	83	2	11	1.87	11	1.32	.245
Asahina, Jonathan	1-3	6.24	13	9	0	0	0	0	57.2	86	46	40	12	4	20	0	25	0	4	1.67	9	1.84	.351
Beckstead, Jentry	6-2	2.64	41	0	0	0	0	0	64.2	53	31	19	7	5	22	0	59	0	5	1.90	8	1.16	.225
Burch, Jason	3-4	4.95	45	0	0	0	0	2	63.2	62	45	35	5	5	28	2	52	0	3	1.65	6	1.41	.254
*Colyer, Steve	0-1	9.00	6	0	0	0	1	1	5.0	7	5	5	2	0	3	0	4	0	0	2.00	0	2	.350
Corpas, Manny	2-1	0.98	34	0	0	0	19	22	36.2	22	7	4	0	3	4	1	35	0	1	2.33	5	0.71	.177
Daley, Matt	0-0	1.42	3	0	0	0	0	0	6.1	4	1	1	0	0	3	0	2	0	0	.730	2	1.11	.200
Jimenez, Ubaldo	9-2	2.45	13	13	1	1	0	0	73.1	49	21	20	2	4	40	1	86	1	3	1.17	11	1.21	.194
Kaiser, Marc	10-10	4.15	25	25	4	1	0	0	164.2	174	89	76	15	9	40	0	73	2	10	2.02	30	1.3	.276
Miller, Jim	0-3	3.86	45	0	0	0	12	15	44.1	50	23	19	10	5	14	2	41	1	1	.370	0	1.44	.275
Morillo, Juan	12-8	4.62	27	27	1	0	0	0	140.1	128	82	72	13	8	80	1	132	0	12	1.20	12	1.48	.248
*Newman, Joshua	9-5	3.16	62	0	0	0	2	5	77.0	56	27	27	8	3	24	1	77	0	0	1.03	6	1.04	.204
*Parker, Zack	2-2	10.24	10	6	0	0	0	0	29.0	33	37	33	3	3	33	0	28	0	3	1.42	3	2.28	.270
Register, Steven	4-10	5.57	27	27	2	0	0	0	155.0	189	114	96	25	10	53	1	77	1	5	1.44	19	1.56	.308
Songster, Judd	2-1	3.18	47	0	0	0	2	3	65.0	46	26	23	9	4	29	1	73	0	7	.730	1	1.15	.197
Ulloa, Enmanuel	7-6	3.91	23	23	0	0	0	0	126.2	125	65	55	14	6	35	2	112	1	7	1.06	9	1.26	.254
Team Total	75-64	4.25	139	139	8	8	36	51	1221.0	1186	678	577	140	79	473	13	959	8	72	1.27	132	1.36	.257

*left-handed

FRONT OFFICE

2007 CARDINALS

2006 REVIEW

HISTORY

MINOR LEAGUES

TEXAS LEAGUE

MISC.

FRONT OFFICE

2007 CARDINALS

2006 REVIEW

HISTORY

MINOR LEAGUES


TEXAS LEAGUE

MISC.

WICHITA WRANGLERS

Affiliate: Kansas City Royals (1995)

Lawrence-Dumont Stadium
P.O. Box 1420
Wichita, KS 67201
Telephone: (316) 267-3372
Fax: (316) 267-3382
E-mail: wranglers@wichitawranglers.com
Website: www.wichitawranglers.com



TONY TIJERINA
Manager

PITCHING COACH
Larry Carter

HITTING COACH
Tommy Gregg

TRAINER
Chris DeLucia

General Manager.....Eric Edelstein
Media Contact.....Matt Rogers
Radio Announcer.....Rick Page
Station.....AllinBroadcasting.com

Capacity: 6,111
Year Opened: 1934
Directions: I-35 to US 54 West, North on Senaca, East on Maple.

VISITING CLUB HOTEL

La Quinta Inn
5500 West Kellogg Drive
Wichita, KS 67209
(316) 943-2181

2006 RECAP (9-19 Overall; 6-8 Home; 3-11 Road)

DATE	H/A	W/L	SCORE	WP	LP	DATE	H/A	W/L	SCORE	WP	LP
4/16	H	L	2-4	Herndon	Ool	6/30	H	L	3-4	Herndon	Ool
4/17	H	W	3-1	Pals	Song	7/1	H	L	4-6	Smith	Worrell
4/18	H	L	5-7	Snare	Lambert	7/2	H	W	6-4	Pals	Song
4/19	H	W	6-2	Scalamandre	DePriest	7/3	H	L	1-8	Greinke	Hawksworth
4/20	H	W	2-1	Worrell	Hoelscher	7/4	H	L	3-5	Musser	Lambert
5/12	A	W	5-1	Pomeranz	Snare	7/18	A	W	16-1	Parisi	Song
5/13	A	L	4-7	Middleton	Parisi	7/19	A	L	1-11	Greinke	Pals
5/14	A	L	1-5	Song	Rundles	7/20	A	W	7-8	Smith	Doyne
5/15	A	L	6-7	Gragg	Worrell	7/21	A	L	2-4	Herndon	Hawksworth
5/16	A	L	5-11	Herndon	Lambert	7/22	A	L	3-12	Buckner	Cali
6/6	A	L	4-11	Markray	Lambert	8/26	H	W	8-6	Worrell	Cedeno
6/7	A	L	4-5	Lowery	Garza	8/27	H	L	4-11	Herndon	Haberer
6/8	A	L	4-8	Smith	Worrell	8/28	H	L	4-7 (11)	Lowery	Doyne
6/9	A	W	5-3	Rundles	Song	8/29	H	W	5-3	Parisi	Greinke

2007 SCHEDULE

DAY	DATE	SITE	TIME	DAY	DATE	SITE	TIME
Mon.	Apr. 23	SPR	7:10 p.m.	Wed.	July 11	WIC	7:00 p.m.
Tues.	Apr. 24	SPR	7:10 p.m.	Thurs.	July 12	WIC	7:00 p.m.
Wed.	Apr. 25	SPR	7:10 p.m.	Fri.	July 13	WIC	7:00 p.m.
Thurs.	Apr. 26	SPR	7:10 p.m.	Sat.	July 14	WIC	7:00 p.m.
Tues.	May 1	WIC	7:00 p.m.	Thurs.	July 19	SPR	7:10 p.m.
Wed.	May 2	WIC	11:00 a.m.	Fri.	July 20	SPR	7:10 p.m.
Thurs.	May 3	WIC	7:00 p.m.	Sat.	July 21	SPR	6:10 p.m.
Fri.	May 4	WIC	7:00 p.m.	Sun.	July 22	SPR	6:10 p.m.
Wed.	May 9	SPR	7:10 a.m.	Thurs.	July 26	WIC	7:00 p.m.
Thur.	May 10	SPR	7:10 p.m.	Fri.	July 27	WIC	7:00 p.m.
Fri.	May 11	SPR	7:10 p.m.	Sat.	July 28	WIC	7:00 p.m.
Sat.	May 12	SPR	6:10 p.m.	Sun.	July 29	WIC	4:00 p.m.
Wed.	June 13	WIC	7:00 p.m.	Tues.	Aug. 28	SPR	7:10 p.m.
Thurs.	June 14	WIC	7:00 p.m.	Wed.	Aug. 29	SPR	7:10 p.m.
Fri.	June 15	WIC	7:00 p.m.	Thurs.	Aug. 30	SPR	7:10 p.m.

2006 FINAL ROSTER

PITCHERS	JERSEY #	B	T	HT	WT	BORN
Armitage, Barry	35	R	R	6'5"	275	5/11/1979
Buckner, Billy	30	R	R	6'2"	210	8/27/1983
Cedeno, Juan	36	L	L	6'1"	165	8/19/1983
DeHoyos, Gabe	18	R	R	5'11"	226	4/14/1980
Greinke, Zack	13	R	R	6'2"	185	10/21/1983
Herndon, Junior	31	R	R	6'1"	190	9/11/1978
Hoelscher, Nate	29	L	L	6'2"	183	11/11/1979
Lowery, Devon	14	L	R	6'1"	195	3/24/1983
Lumsden, Tyler	27	L	L	6'4"	215	5/9/1983
Musser, Neal	17	L	L	6'1"	215	8/25/1980
Smith, Cody	23	R	R	6'3"	200	4/20/1982
Song, Seung	21	R	R	6'1"	190	6/29/1980

CATCHERS	JERSEY #	B	T	HT	WT	BORN
Donachie, Adam	15	R	R	6'1"	215	3/3/1984
Espino, Damaso	8	R	R	6'1"	205	5/8/1983

INFIELDERS	JERSEY #	B	T	HT	WT	BORN
Gordon, Alex	25	L	R	6'1"	220	2/10/1984
Groves, Brett	9	S	R	5'11"	180	10/1/1978
Kaaihue, Kila	11	L	R	6'3"	233	3/29/1984
Keim, Adam	4	R	R	5'11"	196	1/5/1981
Murphy, Donnie	3	R	R	5'10"	185	3/10/1983
Sanchez, Angel	1	R	R	6'2"	185	9/20/1983

OUTFIELDERS	JERSEY #	B	T	HT	WT	BORN
Brown, Dee	32	L	R	6'0"	225	3/27/1978
Butler, Billy	16	R	R	6'2"	225	4/18/1986
Lubanski, Chris	12	L	L	6'3"	206	3/24/1985
Maier, Mitch	19	L	R	6'2"	210	6/30/1982

SERIES FACTS

Most Runs, Game: By Springfield: 16 (15-1, July 18, 2006 at Lawrence Dumont Stadium)
By Wichita: 15 (15-6, Apr. 21, 2005 at Lawrence Dumont Stadium)

Widest Margin Victory: By Springfield: 15 Runs (16-1, July 18, 2006 at Lawrence Dumont Stadium)
By Wichita: 10 Runs (11-1, July 19, 2006 at Lawrence Dumont Stadium)

Longest Winning Streak: By Springfield: 3 (August 27-29, 2005)
By Wichita: 4 (July 4-20, 2005)

Attendance High: At Hammons Field: 10,139, July 1, 2006
At Lawrence Dumont Stadium: 6,072, July 4, 2005

Cardinals vs. Wranglers Year By Year Results

YEAR	HOME	AWAY	OVERALL	WIN %
2005	6-8	7-7	13-15	.464
2006	6-8	3-11	9-19	.321
Total	12-16	10-18	22-34	.393

2006 INDIVIDUAL BATTING STATISTICS

BATTER	AVG	G	AB	R	H	2B	3B	HR	RBI	BB	IBB	SO	SB	CS	OBP	SLG	OPS	SF	SAC	HBP	DP	E
*Bako, Paul	.167	3	12	3	2	0	0	0	2	0	0	1	0	0	.167	.167	.333	0	0	0	0	0
*Brown, Dee	.307	95	384	56	118	22	0	16	78	24	1	64	2	0	.346	.490	.836	10	0	4	13	0
Butler, Billy	.331	119	477	82	158	33	1	15	96	41	3	67	1	0	.388	.499	.887	8	1	8	25	7
*Costa, Shane	.375	2	8	0	3	0	0	0	1	0	0	1	0	0	.375	.375	.750	0	0	0	0	0
Donachie, Adam	.191	29	94	21	18	5	0	2	10	19	0	20	0	1	.325	.309	.633	1	0	0	1	3
Espino, Damaso	.242	54	182	18	44	2	0	0	18	20	0	16	0	2	.316	.253	.568	3	4	1	12	7
Gemoll, Justin	.167	5	18	5	3	0	0	0	2	2	0	4	0	0	.250	.167	.417	0	0	0	0	1
*Gordon, Alex	.325	130	486	111	158	39	1	29	101	72	0	113	22	3	.427	.588	1.016	2	0	16	4	16
#Groves, Brett	.205	55	166	18	34	3	0	0	18	26	0	29	1	2	.311	.223	.534	3	4	1	1	7
*Kaaihue, Kila	.199	103	327	40	65	15	0	6	45	49	0	73	0	1	.303	.300	.602	10	5	4	5	10
Keim, Adam	.237	63	228	19	54	10	2	2	30	8	0	25	2	3	.264	.325	.588	2	2	1	4	2
*Lubanski, Chris	.282	137	524	93	148	34	11	15	70	72	1	112	11	7	.369	.475	.844	5	9	3	6	7
*Maier, Mitch	.306	138	543	95	166	35	7	14	92	41	1	96	13	12	.357	.473	.830	9	3	7	8	7
Murphy, Donnie	.249	94	366	57	91	25	1	14	45	19	2	65	6	3	.300	.437	.737	0	2	8	16	5
Ruiz, Randy	.217	6	23	3	5	1	0	2	3	6	0	8	0	0	.379	.522	.901	0	0	0	0	0
Sanchez, Angel	.282	133	542	105	153	24	1	4	57	44	0	63	8	9	.339	.352	.692	8	11	7	12	26
Senreiso, Juan	.267	4	15	2	4	0	0	1	4	1	0	5	0	0	.294	.467	.761	1	0	0	0	0
Sevilla, Walter	.196	50	163	18	32	3	4	1	14	18	0	40	2	0	.275	.282	.557	1	1	0	9	3
Sweeney, Mike	.385	4	13	3	5	1	0	2	5	2	0	2	0	0	.467	.923	1.39	0	0	0	0	0
Thibault, Kiel	.200	2	5	1	1	0	0	0	0	0	0	1	0	0	.200	.200	.400	0	0	0	0	1
*Tupman, Matt	.305	73	220	35	67	8	1	1	31	48	0	27	1	1	.425	.364	.789	4	7	1	3	6
Team Total	.277	140	4796	785	1329	260	29	124	722	512	8	832	69	44	.350	.421	.771	67	49	61	119	121

*left-handed #switch-hitter

2006 INDIVIDUAL PITCHING STATISTICS

PITCHER	W-L	ERA	G	GS	CG	SHO	SV	SVO	IP	H	R	ER	HR	HB	BB	IBB	SO	BK	WP	GO/AO	DP	WHIP	AVG
Armitage, Barry	1-0	6.75	5	0	0	0	0	1	8.0	9	6	6	2	2	5	0	6	0	0	1.57	1	1.75	.281
Atencio, Greg	0-0	18.9	2	0	0	0	0	0	3.1	7	7	7	1	1	4	0	3	0	0	0.17	0	3.30	.412
Bass, Brian	4-1	4	6	5	1	0	0	0	27.0	29	14	12	2	3	6	0	18	0	3	2.56	3	1.30	.269
Booker, Chris	0-0	4.15	4	0	0	0	0	0	4.1	6	4	2	0	0	0	0	5	0	1	0.60	0	1.38	.300
Braun, Ryan	1-6	2.21	26	0	0	0	10	12	40.2	30	11	10	2	4	16	3	58	0	2	2.14	4	1.13	.204
Buckner, Billy	5-3	4.64	13	13	0	0	0	0	75.2	78	40	39	7	5	39	0	63	0	9	2.28	10	1.55	.265
*Cedeno, Juan	2-9	5.78	37	11	0	0	2	4	90.1	92	68	58	8	1	78	1	65	1	16	1.07	6	1.88	.271
DeHoyos, Gabe	2-1	1.64	22	0	0	0	7	8	33.0	20	7	6	1	0	19	2	28	0	1	1.68	4	1.18	.175
DePriest, Derrick	0-4	7.01	24	0	0	0	1	1	34.2	44	30	27	4	2	18	2	23	0	2	2.56	9	1.79	.326
*Gragg III, John	1-1	5.02	10	0	0	0	0	1	14.1	16	8	8	1	0	8	1	5	0	0	1.64	1	1.67	.286
Greinke, Zack	8-3	4.34	18	17	1	0	0	0	105.2	96	53	51	12	6	27	0	94	0	6	1.15	6	1.16	.240
Herdon, Junior	12-6	5.29	27	26	0	0	0	0	160.0	197	104	94	21	9	38	1	87	1	9	1.69	19	1.47	.308
*Hoelscher, Nate	0-5	5.4	44	0	0	0	3	7	46.2	46	32	28	6	6	14	0	41	0	1	1.36	6	1.29	.257
Lowery, Devon	5-1	5.67	24	0	0	0	4	5	33.1	29	22	21	5	3	19	2	31	1	0	0.84	1	1.44	.228
*Lumsden, Tyler	2-1	3.06	7	6	0	0	0	0	35.1	35	12	12	3	3	20	0	24	0	3	1.65	6	1.56	.276
MacDougal, Mike	0-0	0	1	1	0	0	0	0	1.0	0	0	0	0	0	0	0	1	0	0	2.00	0	0.00	.000
Markray, Thad	5-0	2.78	35	0	0	0	1	5	64.2	59	21	20	9	2	24	1	45	0	6	0.90	5	1.28	.245
Middleton, Kyle	5-3	4.17	16	15	0	0	1	1	86.1	108	48	40	8	7	29	1	63	0	7	1.43	8	1.59	.309
*Musser, Neal	6-3	4.95	18	11	0	0	2	2	83.2	80	53	46	12	5	48	3	67	1	6	0.87	7	1.53	.255
Nunez, Leo	1-2	4.29	15	0	0	0	3	6	21.0	18	10	10	3	1	12	1	22	0	3	1.10	2	1.43	.228
Plummer, Jarod	1-0	0	1	0	0	0	0	0	2.0	1	0	0	0	0	2	0	3	0	0	0.50	0	1.50	.143
*Redman, Mark	0-0	0.9	2	2	0	0	0	0	10.0	6	2	1	0	1	1	0	9	0	0	0.50	0	0.70	.162
Sevilla, Walter	0-1	3.86	1	0	0	0	0	0	2.1	3	1	1	0	0	2	0	0	0	0	0.75	0	2.14	.375
Smith, Cody	9-0	2.71	46	2	0	0	4	5	86.1	87	30	26	5	3	23	1	59	0	3	2.40	16	1.27	.264
*Snare, Ryan	2-2	6.62	7	7	0	0	0	0	35.1	48	31	26	4	5	20	0	26	0	2	1.79	2	1.92	.327
Song, Seung	5-10	5.37	27	22	0	0	0	0	130.2	138	83	78	16	4	70	0	99	0	12	0.83	7	1.59	.277
Wood, Mike	0-0	6.75	2	2	0	0	0	0	4.0	5	4	3	0	0	0	0	3	0	1	2.33	1	1.25	.294
Team Total	77-62	4.59	140	140	2	4	38	58	1239.0	1287	701	632	132	73	542	19	948	4	93	1.26	124	1.48	.270

*left-handed

FRONT OFFICE
2007 CARDINALS
2006 REVIEW
HISTORY
MINOR LEAGUES
TEXAS LEAGUE
MISC.

FRONT OFFICE
2007 CARDINALS
2006 REVIEW
HISTORY
MINOR LEAGUES
TEXAS LEAGUE
MISC.



After nearly missing two full years due to injury, Blake Hawksworth returned and reached Double-A for the first time in 2006.

Miscellaneous

2007 SCHEDULE



APRIL							MAY							
SUNDAY	MONDAY	TUESDAY	WEDNESDAY	THURSDAY	FRIDAY	SATURDAY	SUNDAY	MONDAY	TUESDAY	WEDNESDAY	THURSDAY	FRIDAY	SATURDAY	
	1	2	3	4	6:30 5	6:30 6	6:30 7			7:00 1	11:00 2	7:00 3	7:00 4	6:10 5
				MID	MID	MID			WIC	WIC	WIC	WIC	ARK	
2:00 8	7:00 9	7:00 10	11	7:10 12	7:10 13	2:10 14	2:10 6	7:10 7	12:10 8	7:10 9	7:10 10	7:10 11	6:10 12	
FRIS	FRIS	FRIS		MID	MID	MID	ARK	ARK	ARK	WIC	WIC	WIC	WIC	
2:10 15	7:10 16	12:10 17	18	7:05 19	7:05 20	7:05 21	4:00 13	11:00 14	7:10 15	7:10 16	7:05 17	7:05 18	7:05 19	
FRIS	FRIS	FRIS		TUL	TUL	TUL	ARK	ARK	ARK	ARK	TUL	TUL	TUL	
2:05 22	7:10 23	7:10 24	7:10 25	7:10 26	7:10 27	2:10 28	2:05 20	21	7:05 22	7:05 23	7:05 24	7:05 25	7:05 26	
TUL	WIC	WIC	WIC	WIC	TUL	TUL	TUL		SAN	SAN	SAN	CC	CC	
2:10 29	12:10 30						2:05 27	7:10 28	7:10 29	7:10 30	31			
TUL	TUL						CC	SAN	SAN	SAN				

JUNE							JULY						
SUNDAY	MONDAY	TUESDAY	WEDNESDAY	THURSDAY	FRIDAY	SATURDAY	SUNDAY	MONDAY	TUESDAY	WEDNESDAY	THURSDAY	FRIDAY	SATURDAY
					7:10 1	6:10 2	6:00 1	7:00 2	3	7:10 4	7:10 5	7:10 6	6:10 7
					CC	CC	FRIS	FRIS		MID	MID	MID	FRIS
6:10 3	4	7:10 5	7:10 6	7:10 7	7:10 8	7:10 9	6:10 8	7:10 9	10	7:00 11	7:00 12	7:00 13	7:00 14
CC		TUL	TUL	TUL	TUL	ARK	FRIS	FRIS		WIC	WIC	WIC	WIC
6:00 10	7:10 11	7:10 12	7:00 13	7:00 14	7:00 15	7:00 16	6:05 15	7:05 16	7:05 17	7:05 18	7:10 19	7:10 20	6:10 21
ARK	ARK	ARK	WIC	WIC	WIC	WIC	TUL	TUL	TUL	TUL	WIC	WIC	WIC
6:10 17	7:10 18	7:10 19	7:10 20	7:10 21	7:10 22	6:10 23	6:10 22	7:10 23	7:10 24	7:10 25	7:00 26	7:00 27	7:00 28
ARK	ARK	ARK	ARK	TUL	TUL	TUL	WIC	ARK	ARK	ARK	WIC	WIC	WIC
2:10 24	25	CC 26 ALL-STAR GAME	7:00 27	7:00 28	7:00 29	7:00 30	4:00 29	30	7:10 31				
TUL			MID	MID	MID	FRIS	WIC		ARK				

AUGUST							SEPTEMBER						
SUNDAY	MONDAY	TUESDAY	WEDNESDAY	THURSDAY	FRIDAY	SATURDAY	SUNDAY	MONDAY	TUESDAY	WEDNESDAY	THURSDAY	FRIDAY	SATURDAY
			7:10 1	7:10 2	7:05 3	7:05 4							6:10 1
			ARK	ARK	TUL	TUL							ARK
4:05 5	7:05 6	7	7:10 8	7:10 9	7:10 10	6:10 11	6:10 2	2:10 3	4	5	6	7	8
TUL	TUL		SA	SA	SA	CC	ARK	ARK		DIVISION	PLAYOFFS		
6:10 12	7:10 13	14	7:05 15	7:05 16	7:05 17	7:05 18	9	10	11	12	13	14	15
CC	CC		SA	SA	SA	CC			NORTH CHAMPIONSHIP	SOUTH CHAMPIONSHIP			
6:05 19	7:05 20	7:10 21	7:10 22	7:10 23	7:10 24	7:10 25	16	17	18	19	20	21	22
CC	CC	TUL	TUL	TUL	TUL	ARK							
6:00 26	7:10 27	7:10 28	7:10 29	7:10 30	7:10 31		23	24	25	26	27	28	29
ARK	ARK	WIC	WIC	WIC	WIC								

HOME GAMES  AWAY GAMES

Dates and Times are subject to change. Check www.SpringfieldCardinals.com for updates.



FRONT OFFICE

2007 CARDINALS

2006 REVIEW

HISTORY

MINOR LEAGUES

TEXAS LEAGUE

MISC.

HAMMONS FIELD

FACTS, MAPS, ATTENDANCE, ETC.



Quick Facts

Location: Downtown Springfield at 955 E. Trafficway
Seating Capacity: 6,750
Ground Breaking: July 7, 2002
First Event: Southern Illinois vs. Southwest Missouri State, April 2, 2004
First Springfield Cardinals Exhibition Baseball Game: St. Louis Cardinals vs. Springfield Cardinals, April 2, 2005
First Springfield Cardinals Regular Season Game: Tulsa Drillers vs. Springfield Cardinals, April 12, 2005
Surface: Natural Grass

STADIUM DIMENSIONS
 Left Field Line: 315
 Left Center Field: 365
 Center Field: 400
 Right Center Field: 365
 Right Field Line: 330
 Height of Wall: 8 feet

Ground Rules

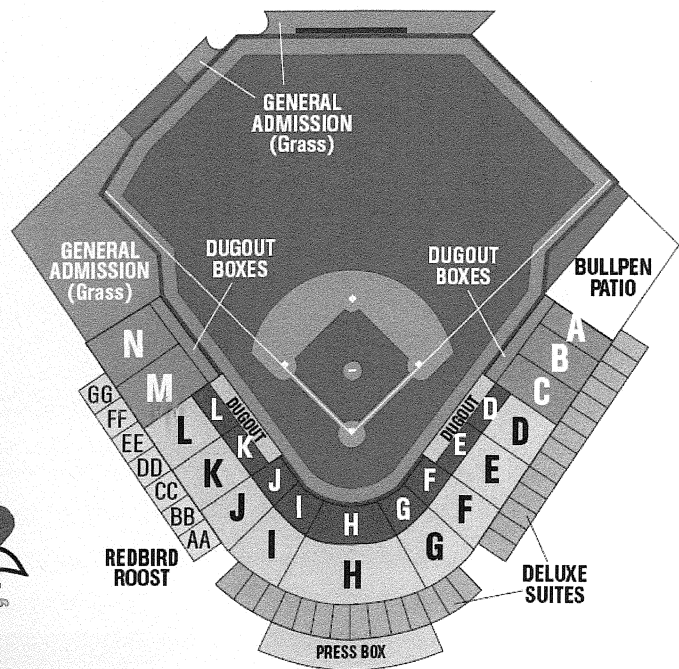
Dugouts
 Both dugouts play the same.
 Steps leading to grandstand on both ends of both dugouts..... In Play
 Ball hitting gate located at top of steps and remaining fair..... In Play
 Ball staying on top step or ledge below green railings extending whole length of dugout..... In Play
 Ball completely penetrating green railing and ledge..... Dead
 Initial concrete facing of the dugout In Play
 Concrete facing recessed back into dugout..... Out of Play

Left Field Foul Ball Area
 Fly ball landing above padded wall (i.e. chain linked fence)..... Out of Play
 Ball resting on wall or pad..... Dead


Outfield Wall Fair Territory
 Fly ball going above yellow line..... Home Run
 Fly ball striking green chain linked fence in outfield fair territory..... Home Run
 Ball bouncing over the yellow line, hitting the green chain linked fence, and then bouncing back in play..... Two Bases

Tarp
 Player may lean on, but not put feet on tarp.

Hammons Field Seating Chart



- Redbird Roost \$22.50
- Diamond Boxes \$18.00
- Dugout Boxes \$12.00
- Infield Field Boxes \$10.00
- Outfield Field Boxes \$7.00
- General Admission \$5.00





2007 PROMOTIONS

Promotional dates and times subject to change. For updated list, visit www.springfieldcardinals.com



Directions to Hammons Field

From I-44 or US-60:

Exit Highway 65 to Chestnut Expressway Exit
 Go West on Chestnut Expressway and proceed to National.
 Turn left (South) on National.
 Turn right (West) on Trafficway.
 Hammons Field is on the right.

Yearly Attendance Figures

Year	Home Games	Total Home Attendance	Home Average	Single Game High - Home	Road Games	Total Road Attendance	Road Average
2005	70	526,561	7,522	9,720, Aug. 26 vs. Tulsa	70	299,895	4,284
2006	68	492,302	7,348	10,139, July 1 vs. Wichita	70	318,940	4,556

Top 10 Regular Season Crowds

Attendance	Opponent	Date	Day	W-L
10,139	Wichita	July 1, 2006	Saturday	L
9,720	Tulsa	August 26, 2005	Friday	W
9,555	Tulsa	July 29, 2006	Saturday	L
9,018	Arkansas	May 21, 2005	Saturday	L
8,994	Tulsa	July 9, 2005	Saturday	L
8,971	Tulsa	June 17, 2006	Saturday	W
8,811	Wichita	August 26, 2006	Saturday	W
8,779	San Antonio	June 24, 2005	Friday	L
8,741	Wichita	June 30, 2006	Friday	L
8,715	Tulsa	April 12, 2005	Tuesday	W

*Largest crowd at Hammons Field: 10,268
 Exhibition game between Springfield Cardinals and St. Louis Cardinals - April 2, 2005

- Great Southern Schedule Magnet Giveaway (5,000 fans) April 12
 AM Pyrotechnics Opening Night Fireworks
 Cardinals Hall of Famer Red Schoendienst to throw out Ceremonial First Pitch
 Hardee's/Great Southern Travel Baseball, Burgers and Beaches Trip Exclusive Registration Forms Giveaway (Fans 21 and over receive an exclusive registration form to win a trip for two to Punta Cana, DR)
Televised on KY3
- Great Southern Schedule Magnet Giveaway (5,000 fans) April 13
 AM Pyrotechnics Friday Night Fireworks
 Hardee's/Great Southern Travel Baseball, Burgers and Beaches Trip Exclusive Registration Forms Giveaway
- Hiland Dairy Cardinals World Championship Kids T-Shirt Giveaway (2,500 kids 12 and under) April 14
 2007 Cardinals Challenge Series presented by the
 Greater Springfield Area Sports Commission - Lebanon vs. Marshfield**
Televised on The OZARKS CW
- Hiland Dairy Ice Cream Sunday April 15
 2007 Cardinals Challenge Series presented by the
 Greater Springfield Area Sports Commission - Mt. Vernon vs. Reeds Spring**
 Killian Group of Companies Kids Run the Bases
- Hardee's/Great Southern Travel Baseball, Burgers and Beaches Trip April 17
 Exclusive Registration Forms Giveaway
- Cardinals World Series Trophy Appearance (Chance to have your picture taken with the trophy) April 23
- Cardinals World Series Trophy Appearance (Chance to have your picture taken with the trophy) April 24
- AT&T Rally Towel Giveaway (1,500 fans) April 25
- Bud Light Mug Giveaway (5,000 fans 21 and older) April 26
 AM Pyrotechnics Friday Night Fireworks
- Empire Bank Cap Giveaway (2,500 fans) April 28
 2007 Cardinals Challenge Series presented by the
 Greater Springfield Area Sports Commission - Catholic vs. Central and Parkview vs. Hillcrest**
Televised on The OZARKS CW
- Bark in the Park (All Dogs allowed in the stadium) April 29
 3 Dog Bakery Bandana Giveaway (2,500 fans)
 Hiland Dairy Ice Cream Sunday
 2007 Cardinals Challenge Series presented by the
 Greater Springfield Area Sports Commission - Glendale vs. Kickapoo**
 Killian Group of Companies Kids Run the Bases
Televised on KY3
- 2007 Cardinals Challenge Series presented by the April 30
 Greater Springfield Area Sports Commission - Forsyth vs. Branson**
 ** All High School Games to follow Springfield Cardinals games
- Cinco De Mayo Celebration May 5
Televised on The OZARKS CW
- Hiland Dairy Ice Cream Sunday May 6
 Killian Group of Companies Kids Run the Bases

FRONT OFFICE

2007 CARDINALS

2006 REVIEW

HISTORY

MINOR LEAGUES

TEXAS LEAGUE

MISC.

FRONT OFFICE

2007 CARDINALS

2006 REVIEW

HISTORY

MINOR LEAGUES

TEXAS LEAGUE

MISC.

2007 PROMOTION DATES

(continued)

AM Pyrotechnics Friday Night Fireworks Linda's Flowers Almost Mother's Day Celebration (2,000 flowers given away to Moms in attendance)	May 11
Ozarks Coca-Cola "Get Your Red On" T-Shirt Giveaway (2,500 fans 16 and older) Ft. Leonard Wood Appreciation Night Hardee's/Great Southern Travel Baseball, Burgers and Beaches Trip Giveaway for Two	May 12
Missouri Lottery "Scratchers" Giveaway (1,000 fans 21 and older)	May 28
AM Pyrotechnics Friday Night Fireworks	May 30
American Family Insurance/Ozarks Food Harvest Collection Night	June 1
American Family Insurance/Ozarks Food Harvest Collection Night Hiland Dairy Ice Cream Sunday Killian Group of Companies Kids Run the Bases	June 2
Principal Financial Group Family Fun Fest	June 3
Missouri Lottery "Scratchers" Giveaway (1,000 fans 21 and older)	June 5
Kum & Go Travel Mug Giveaway (2,500 fans 16 and older)	June 6
AM Pyrotechnics Friday Night Fireworks	June 7
Season Ticket Holder Appreciation Night (Free ballpark food, surprise movie and St. Louis @ Oakland on the video board, Season Ticket Holders will also enjoy an AM Pyrotechnics Fireworks Spectacular)	June 8
Linda's Flowers Father's Day Celebration (2,000 Carnations given away to Dads in attendance) Hiland Dairy Ice Cream Sunday Killian Group of Companies Kids Run the Bases <i>Televised on The OZARKS CW</i>	June 15
Hardee's Josh Kinney Bobblehead Giveaway (2,500 fans) <i>Televised on The OZARKS CW</i>	June 17
Missouri Eye Institute Umbrella Giveaway (2,500 fans)	June 18
Price Cutter Pink Cardinals Bag Giveaway (2,500 fans 16 and older)	June 19
Dagwood's Sandwich Shoppes Team Photo Day (2,500 fans)	June 20
AM Pyrotechnics Friday Night Fireworks	June 21
AM Pyrotechnics Friday Night Fireworks	June 22
Children's Miracle Network Night with CoxHealth Kraft Employee Appreciation Night <i>Televised on The OZARKS CW</i>	June 23
Great Southern Money Drop (\$5,000 Cardinals dollars dropped from the sky for kids 12 and under) Hiland Dairy Ice Cream Sunday Killian Group of Companies Kids Run the Bases	June 24
CoxHealth Cardinals World Championship Cap Giveaway (2,500 fans) AM Pyrotechnics Fourth of July Fireworks Extravaganza	July 4
Hardee's Coupon Giveaway (2,500 fans)	July 5
AM Pyrotechnics Friday Night Fireworks	July 6

2007 PROMOTION DATES

(continued)

Ozarks Coca-Cola Sluggerbird Cap Giveaway (5,000 fans)	July 7
Hiland Dairy Ice Cream Sunday Killian Group of Companies Kids Run the Bases <i>Televised on KY3</i>	July 8
Henry's Towing Team Pennant Giveaway (2,500 fans)	July 19
AM Pyrotechnics Friday Night Fireworks	July 20
Great Southern Busch Stadium Replica Giveaway (2,500 fans 16 and older) <i>Televised on The OZARKS CW</i>	July 21
Hiland Dairy Ice Cream Sunday Killian Group of Companies Kids Run the Bases	July 22
Justice Jewelers 1-Carat Diamond Giveaway (1,000 Cubic Zirconias and one 1-Carat Diamond to be given away, fans 21 and older)	July 31
AT&T Mini Radio Giveaway (1,500 fans)	August 1
Missouri Lottery "Scratchers" Giveaway (1,000 fans 21 and older)	August 2
Sonic Drive-In Night	August 9
AM Pyrotechnics Friday Night Fireworks	August 10
St. John's Cardinals Athletic T-Shirt Giveaway (2,500 fans) <i>Televised on The OZARKS CW</i>	August 11
Metropolitan National Bank Cardinals Draw-String Back Pack Giveaway (1,000 fans) Hiland Dairy Ice Cream Sunday Killian Group of Companies Kids Run the Bases <i>Televised on The OZARKS CW</i>	August 12
AT&T Cardinals Hall of Famer Red Schoendienst Figurine Giveaway (2,500 fans)	August 21
Chevy Dealers of the Ozarks Baseball Card Team Set (3,000 fans)	August 22
GL Moore Tire Giveaway (1 set of tires given away each inning, fans 16 and older)	August 23
AM Pyrotechnics Friday Night Fireworks	August 24
Hardee's 50-inch Flat Screen TV Giveaway Contest (fans 21 and older)	August 28
Allegiant Airlines Free Ticket Giveaway (18 Roundtrip Tickets to be given away)	August 29
Drury University Night	August 30
AM Pyrotechnics Friday Night Fireworks	August 31
Hardee's Joplin Appreciation Night	September 1
Hiland Dairy Ice Cream Sunday Killian Group of Companies Kids Run the Bases <i>Televised on KY3</i>	September 2
Season Finale Fan Appreciation Day Rick's Automotive Balloon Giveaway (One lucky fan will win Balloon Ride over the Ozarks) Tracker Boat Giveaway Car-Fi 25th Anniversary Lucky Fan Giveaway <i>Televised on The OZARKS CW</i>	September 3

FRONT OFFICE

2007 CARDINALS

2006 REVIEW

HISTORY

MINOR LEAGUES

TEXAS LEAGUE

MISC.

FRONT OFFICE

2007 CARDINALS

2006 REVIEW

HISTORY

MINOR LEAGUES

TEXAS LEAGUE

MISC.

Springfield Cardinals MENU MAP

STADIUM LOCATION
 GA = LF = 3B = HOME = 1B = RF

BIRD DOGS

- Regular Hot Dog
- Value Meal Deal *
- Foot-Long Hot Dog
- Foot-Long Corn Dog
- Chili Dog
- Jumbo Dog
- Kosher Dog
- Grilled Dog
- Bratwurst *
- Jalapeno/Cheddar Brats *
- Beef Brat *
- Italian Sausage

SANDWICHES

- Hamburger & Cheeseburger
- Brat Burger *
- Hammons Hoagie
- BBO Beef Brisket Sandwich *
- Philly Cheese Steak Sandwich
- BBO Chicken Sandwich *

THIRST QUENCHERS

- Souvenir Cup Soda
- Large Soda
- Bottled Soda
- O'Doul's® Non-Alcoholic Beer
- Dasani® Bottled Purified Water
- Draft Beer Large (Bar Sec. N & F)
- Draft Beer Small
- Bottled Beer (Bar Sec. K & B)
- Hot Chocolate & Coffee
- Powerade® *
- Frozen Drinks (Bar Sec. N) *
- Mixed Drinks
- Jack Daniel's Country Cocktails® (Sec. K & B) *
- Wine (Bar Sec. K & B) *

SPECIALTIES

- Turkey Drumstick *
- Tunarito *
- Chicken Tenders
- Nacho Supreme w/Chili, Cheese, & Sour Cream
- Nacho Grande
- Fried Cannelloni Nuggets *
- French Fries
- Fried Asiago Olives *
- BBO Baked Beans & Potato Salad *
- Domino's® Pizza
- Domino's® Slides & Salads

SNACKS

- Popcorn Large
- Popcorn Souvenir Megaphone *
- Peanuts
- Sunflower Seeds *
- Potato Chips
- Candy
- Cracker Jack®
- Chocolate Chip Cookies *
- Soft Pretzel
- Yogurt Cup *
- Funnel Cakes
- Fried Brownies *
- Hiland Dairy Ice Cream Treats
- Dippin' Dots®

KIDS' CORNER

- Kid's Hot Dog
- Kid Combo Meal: Kid's Dog w/Chips & Soda *
- Peanut Butter & Jelly w/Crustless Bread
- Popcorn
- Icee®
- Soda
- Juice

★ = NEW!

Cardinals ushers will be happy to answer questions or assist with directions. Menu and locations are subject to change.

Stadium Map: Shows seating sections (A-I, N, M, L, K, J, H, G, F, E, D, C, B) and entrances (Home Plate, 1st Base, 3rd Base, Bullpen).

Bar Locations: Sections N & K; Sections F & B.

Mobile Phone Service: Berm GA, Berm GA, Sec. N, Sec. M, Sec. J, Sec. I.


Accepted Payment Methods: Visa, MasterCard, American Express, Discover.

*These Credit/Debit Cards accepted at Section N, M, L, D, O, R & B Concession Stands.

Logos



"State Logo"
Worn on the left sleeve of uniforms



"Birds on the Bat Logo"
Worn on the front of jerseys as the main logo



"S Logo"
Worn on all hats and helmets



"Sluggerbird Logo"
Worn during all Sunday home games as well as special games throughout the season

Springfield Cardinals

2007 Schedule

APRIL							MAY							JUNE						
SUN	MON	TUE	WED	THUR	FRI	SAT	SUN	MON	TUE	WED	THUR	FRI	SAT	SUN	MON	TUE	WED	THUR	FRI	SAT
					MID	MID														
7:00	8:00	7:00	7:00	10	11	7:00	7:00	12	7:00	13	7:00	14	2:00	7:00	7:00	8:00	9:00	10:00	11:00	12:00
FRIS	FRIS	FRIS	FRIS	FRIS	MID	MID	ARK	ARK	ARK	ARK	WIC	WIC	WIC	WIC	WIC	WIC	WIC	WIC	WIC	
7:00	15	7:00	16	12:00	17	18	7:05	19	7:05	20	7:05	21	4:00	7:00	10	7:00	11	7:00	12	6:00
FRIS	FRIS	FRIS	FRIS	FRIS	TUL	TUL	TUL	TUL	TUL	TUL	ARK	ARK	ARK	ARK	WIC	WIC	WIC	WIC	WIC	
7:05	22	7:05	23	7:00	24	7:00	25	7:00	26	7:00	27	7:00	28	6:00	10	7:00	11	7:00	12	7:00
TUL	WIC	WIC	WIC	WIC	WIC	TUL	TUL	TUL	TUL	TUL	WIC	WIC	WIC	WIC	WIC	WIC	WIC	WIC	WIC	
7:00	29	7:00	30	Springfield Cardinals Home Opener			7:05	27	7:00	28	7:00	29	7:00	7:00	24	7:00	25	7:00	26	7:00
TUL	TUL	TUL	TUL				CC	SAN	SAN	SAN	SAN	CC	CC	CC	CC	CC	CC	CC	CC	
														Season Ticket Holder Appreciation Night * All-Star Game † Spring Break						
JULY							AUGUST							SEPTEMBER						
SUN	MON	TUE	WED	THUR	FRI	SAT	SUN	MON	TUE	WED	THUR	FRI	SAT	SUN	MON	TUE	WED	THUR	FRI	SAT
6:00	1	7:00	2	3	7:00	4	7:00	5	7:00	6	7:00	7	7:00	7:00	1	7:00	2	7:00	3	7:00
FRIS	FRIS	FRIS	FRIS	MID	MID	MID	FRIS	FRIS	FRIS	FRIS	FRIS	FRIS	FRIS	FRIS	FRIS	FRIS	FRIS	FRIS	FRIS	
6:30	8	7:00	9	10	7:00	11	7:00	12	7:00	13	7:00	14	4:05	7:00	2	7:00	3	7:00	4	6:00
FRIS	FRIS	FRIS	FRIS	FRIS	FRIS	FRIS	FRIS	FRIS	FRIS	FRIS	FRIS	FRIS	FRIS	FRIS	FRIS	FRIS	FRIS	FRIS	FRIS	
6:05	15	7:05	16	7:05	17	7:05	18	7:05	19	7:05	20	6:10	6:10	6:10	9	6:10	10	6:10	11	6:10
TUL	TUL	TUL	TUL	TUL	TUL	TUL	TUL	TUL	TUL	TUL	TUL	TUL	TUL	TUL	TUL	TUL	TUL	TUL	TUL	
6:30	22	7:00	23	7:00	24	7:00	25	7:00	26	7:00	27	7:00	28	6:30	17	7:00	18	7:00	19	7:00
WIC	WIC	WIC	WIC	WIC	WIC	WIC	WIC	WIC	WIC	WIC	WIC	WIC	WIC	WIC	WIC	WIC	WIC	WIC	WIC	
6:00	29	7:00	30	7:00	31		6:00	26	7:00	27	7:00	28	7:00	7:00	23	7:00	24	7:00	25	7:00
WIC	WIC	WIC	WIC	WIC	WIC		WIC	WIC	WIC	WIC	WIC	WIC	WIC	WIC	WIC	WIC	WIC	WIC	WIC	

Dates and Times are subject to change.

HOME GAMES



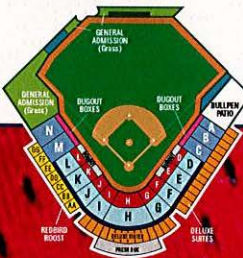
AWAY GAMES

Hammons Field is located in downtown Springfield at John O. Hammons Parkway and East Trafficway.



- Redbird Roost \$22.50
- Diamond Boxes \$18.00
- Dugout Boxes \$12.00
- Infield Field Boxes \$10.00
- Outfield Field Boxes \$7.00
- General Admission \$5.00

All games on Jack OB 7 FM or online at www.SpringfieldCardinals.com
 * TV Games on KY3 or The Ozarks CW



- ARK Arkansas Travelers (LAA)
- CC Corpus Christi Hooks (HOJ)
- FRIS Frisco RoughRiders (TEX)
- MID Midland RockHounds (OAK)
- SAN San Antonio Missions (SD)
- TUL Tulsa Drillers (COL)
- WIC Wichita Wranglers (KC)



Proud Double-A affiliate of the 10-time World Champion St. Louis Cardinals.

417-863-2143 | www.SpringfieldCardinals.com

