



**SOD
POODLES
BASEBALL
CLUB**

NEWS & NOTES

HODGETOWN

715 S. BUCHANAN ST

AMARILLO, TEXAS 79101

806-803-7762

TWITTER: @SODPOODLES

Sod Poodles Media Relations Department: Director, Cory Hilborne - CoryH@SodPoodles.com, 806-803-9614

Frisco RoughRiders (63-71, 32-34)
RHP Ryan Garcia (3-9, 6.92 ERA)

VS.

Amarillo Sod Poodles (75-60, 41-25)
RHP Conor Grammes (5-2, 3.63 ERA)

Friday, September 15, 2023 • 7:05 PM CT • HODGETOWN • Radio: KVWE-102.9 FM • Game 136 • Home Game 67

UPCOMING GAMES

DAY	DATE	OPPONENT	PROBABLE PITCHERS	TIME (CT)	RADIO
Sat	Sept 16	vs FRI	RHP Jack Leiter (2-6, 5.17 ERA) vs. RHP Yilber Diaz (1-0, 4.00 ERA)	7:05 PM	KVWE-102.9 FM
Sun	Sept 17	vs FRI	RHP Nick Krauth (5-10, 5.56 ERA) vs. RHP Dylan Ray (1-2, 8.36 ERA)	7:05 PM	KVWE-102.9 FM
Tues	Sept 19	vs SA	TBA vs. TBA	7:05 PM	KVWE-102.9 FM

FRI SEASON RESULTS

Date	Site	Result
4/5	@ FRI	W, 12-4
4/7	@ FRI	W, 8-3
4/8	@ FRI	W, 8-3
4/25	vs. FRI	W, 8-7
4/26	vs. FRI	W, 12-11 (10)
4/26	vs. FRI	L, 6-1
4/26	vs. FRI	L, 12-6
4/29	vs. FRI	W, 11-4
4/30	vs. FRI	L, 12-7
5/1	@ FRI	L, 10-4
5/16	@ FRI	L, 3-4
5/18	@ FRI	L, 1-1
5/19	@ FRI	W, 2-1
5/20	@ FRI	L, 8-4 (10)
5/21	@ FRI	L, 1-3
7/14	vs. FRI	L, 8-3
7/15	vs. FRI	W, 11-4
7/16	vs. FRI	W, 8-0
9/13	vs. FRI	L, 10-1
9/14	vs. FRI	W, 2-1
9/15	vs. FRI	
9/16	vs. FRI	
9/17	vs. FRI	

FRISCO SERIES CAPSULE

2023 at Home: 7-5
2023 on Road: 4-5
All-Time at Home: 29-27
All-Time on Road: 19-23
All-Time Totals: 48-50

STREAKS

Last 5 Games: 4-1
Last 10 Games: 8-2
Longest 2023 Winning Streak: 7
Longest 2023 Losing Streak: 4 (2x)
All-Time W/L: 274-256

LEAGUE STANDINGS

TEXAS LEAGUE 2ND HALF

North (W-L-PCT-GB)		
SPRINGFIELD	37-29	.561
WICHITA	35-31	.530
NW ARKANSAS	34-32	.515
*ARKANSAS	26-40	.394
TULSA	22-44	.333

South (W-L-PCT-GB)		
#AMARILLO	41-25	.621
CORPUS CHRISTI	36-30	.545
MIDLAND	36-30	.545
FRISCO	32-34	.486
*SAN ANTONIO	31-35	.470

OVERALL

North (W-L-PCT-GB)		
*ARKANSAS	71-64	.526
SPRINGFIELD	71-64	.526
WICHITA	63-71	.470
NW ARKANSAS	63-72	.467
TULSA	63-72	.467

South (W-L-PCT-GB)		
#AMARILLO	75-60	.556
CORPUS CHRISTI	69-66	.511
MIDLAND	68-67	.504
*SAN ANTONIO	68-67	.504
FRISCO	63-71	.470

* Clinched 1st half # Clinched 2nd Half

TEAM LEADERS

AVERAGE: .280 - Roberts
HITS: 117 - Vukovich
2B: 22 - Roberts
TRIPLES: 8 - Roberts
HOME RUNS: 24 - Vukovich
RBI: 95 - Vukovich
OPS: .913 - Roberts
SB: 19 - Castillo
SO (P): 62 - Grammes
SAVES: 9 - Montes De Oca
ERA: 3.63 - Grammes
WINS: 5 - Grammes & Rice

ATTENDANCE

Last: 5,071
Total: 338,022
Average: 5,365
No. of Sellouts: 23

TICKET PUNCHED: The Amarillo Sod Poodles are playoff bound after clinching the Texas League South Division second-half championship with a 2-1 win over the Frisco RoughRiders on Tuesday night. Amarillo will face the San Antonio Missions in the South Division Championship series beginning next Tuesday, September 19 at HODGETOWN. It's the first trip to the postseason for the Sod Poodles since winning the 2019 Texas League Championship in the Inaugural Season.

YU'S SECRET STUFF: D-backs' no. 4-rated prospect Yu-Min Lin was dealing on Thursday night against Frisco. After making his Double-A Debut against the RoughRiders back on July 16th with six scoreless innings, just two hits allowed, and eight strikeouts, he backed it up against Frisco. Thursday, Lin was through seven scoreless with yet again just two hits allowed and eight strikeouts. He returned for the top of the eighth but surrendered a walk and a single before his night was over after 98 pitches. A run did come across charged to the left-hander and he was unable to get an out that would have set a new career-high for innings pitched in a start. Still, Lin earned his fifth Double-A win in his first 11 starts and has worked 13.0 IP with just seven hits, two runs, and 11 strikeouts over his last two games while picking up wins in each game. The southpaw now leads the D-backs farm system with 140 strikeouts this season, his 1.19 WHIP, and is second in qualified ERA with his 3.86 ERA through 24 starts. He also ranks second in BAA in the farm system, holding opponents to a .222 clip.

THREE PLEASE: On the same day he was named Arizona's Minor League Player of the Month for August by the Player Development Staff for August, Caleb Roberts turned in a three-hit night at the plate for Amarillo. Roberts was 3-for-3 with a run scored through his third at-bat of the night and finished 3-for-4. It was his sixth three-hit game of the year which is tied for the third-most among all Sod Poodles players this year. His third hit of the night also gave him hit number 100 for the season. With three games to play in the regular season, Roberts needs just two hits to break his single-season career-high for hits after getting to 101 last year between Hillsboro and Amarillo. He got his 101 hits playing in 120 games and after Thursday, played his 95th of this year. Among all qualified Double-A players in 2023, Roberts ranks tied for third with eight doubles this year and also ranks sixth in SLG (.529), while his .913 OPS is 10th best. His 47 XBH this year are the fifth most in the Texas League and his 17 home runs are tied for seventh in the D-backs' farm system.

A THIRSTY THURSDAY SPECIAL: It was two for the price of one when Seth Beer collected his 51st and 52nd RBI of the year with a double in the bottom of the fifth to score Amarillo's only two runs for the game. Beer finished 2-for-4 with the pair of runs driven in. He was one of just two players to have a multi-hit game as Amarillo finished the night with nine total hits. It was Beer's 27th multi-hit effort and his 14th multi-RBI game for Amarillo in 81 games. Beer improved his AVG at home this year to .352 in 39 games and has 21 of his 32 XBH this year in front of the HODGETOWN faithful. 34 of his 52 total RBI have also come at home in 2023 for the Sod Poodles.

DON'T TEST ME BRO: Nefy Castillo hosed the would-be tying run at the plate right field in the top of the eighth. It was Castillo's 10th outfield assist this season and his ninth from right field. No other player for Amarillo this year has more than six outfield assists on the season.

DON'T POKE THE BEAR: Christian Montes De Oca has converted on saves in each of his last three appearances and is up to nine on the season. Montes De Oca worked the final two innings Thursday and allowed just one hit with a strikeout and without a run charged against him. His nine saves this year are the second-most in the D-backs farm system behind Kyle Backhus, T-4th in the Texas League, and T-13th in all Double-A. Dating back to the start of last season - his first in pro ball, Montes De Oca has converted on 22-of-25 saves and his 22 saves are T-9th in all of Minor League Baseball along with seven others during the span. The right-hander has worked nine of his last 13 games without allowing a run and owns a 2.38 ERA since the start of August.

CHASE FOR 79: Sitting at 75-60 on the year, the Sod Poodles have already surpassed the most wins in a single-season in team history. That mark was set at 72 during the 2019 Championship season. The Sod Poodles will need to win four more games in 2023 to once again be crowned Texas League Champions once the playoffs start. Amarillo currently holds a 274-256 All-Time record during the regular season and are 280-260 including postseason.

SOD POODLES BREAKDOWN

At Home: 38-28
On the Road: 37-32
Day Games: 10-7
Night Games: 64-53
vs. RHP: 64-50
vs. LHP: 11-10
First Half: 34-35
Second Half: 41-25
April: 11-10
May: 10-16
June: 15-10
July: 15-9
August: 14-13
September: 10-2
Monday: 2-0
Tuesday: 10-11
Wednesday: 12-10
Thursday: 11-11
Friday: 8-13
Saturday: 18-6
Sunday: 14-9

Scoring First: 45-27
Opponent Scoring First: 30-33
Extra Innings: 3-5
Doubleheaders: 6-2
Commit An Error: 41-35
Commit No Errors: 34-25
Walk-Off Wins: 5
Walk-Off Losses: 5

vs. North 1st Half: 7-5
vs. South 1st Half: 27-30
vs. North 2nd Half: 25-11
vs. South 2nd Half: 16-14

Scoring 4+ Runs: 61-37
Opp. Scoring 4+ Runs: 34-58
Scoring 3 Or Fewer Runs: 14-23
Opp. Scoring 3 Or Fewer Runs: 41-29
Out-Hit Opponent/Tie: 62-23
Out-Hit By Opponent: 13-37
Lead After 6: 54-13
Trail After 6: 11-45
Tied After 6: 10-2
Lead After 7: 60-7
Trail After 7: 7-48
Tied After 7: 7-5
Lead After 8: 62-2
Trail After 8: 2-52
Tied After 8: 5-6

Series (W-L-T): 10-6-7

Game 1: 11-13
Game 2: 14-9
Game 3: 12-11
Game 4: 10-11
Game 5: 16-5
Game 6: 12-9
Series Sweeps: 1
Series Been Swept: 0



STARTING PITCHER



#38 CONOR GRAMMES - RHP

HEIGHT: 6'1"

WEIGHT: 200

B/T: R/R

AGE: 26 (7/13/1997 in McLean, VA)

29 G (5 GS)

5-2

62/34 K/BB

3.63 ERA

LAST WIN: 9/7/23 @ ARK

LAST SAVE: 5/21/23 @ EUG (A+)

LONGEST 2023 OUTING: 3.1 IP (8/3 vs. CC)

LAST HOME RUN ALLOWED: 8/15/23 vs ARK (Kaden Polcovich, 2nd inning, 2-Run)

CAREER VS. FRI: 1 G, 0-0, 0.00 ERA, 1.0 IP, 3 H, 3 R, 0 ER, 2 K, BB

- Selected by the Arizona Diamondbacks in the 5th round of the 2019 MLB Draft out of Xavier University (Cincinnati, OH).
- Logged nine games in his first season with six starts, going 0-1 with a 4.11 ERA over 15.1 IP with 11 hits allowed and 20 K and 8 BB.
- Played in just eight games in 2021 with seven starts before being placed on the 60-day IL on July 9, 2021.... Went 0-2 with a 7.46 ERA over 25.1 IP.
- Had 14 relief appearances during the 2022 season between three levels, going 1-2 with a 9.15 ERA after being activated from the 60-day IL.
- Earned his first professional win on Sept. 3, 2022 with Hillsboro against the Tri-City Dust Devils after 2.0 IP in relief.
- Made his Double-A debut on May 28 against San Antonio on the road...Picked up a win in each of his first two games with Amarillo.
- Matched his career-high with five strikeouts in 2.0 IP against WCH on July 23 in his first start this year....No earned runs in eight of his last nine.

CAREER STATS

YEAR	TEAM	W-L	ERA	G	GS	CG	SHO	IP	H	R	ER	HR	HB	BB	SO	WP	GIDP	BAA
2019	Hillsboro (SS-A)	0-1	4.11	9	6	0	0	15.1	11	7	7	0	2	8	20	2	2	.200
2021	Hillsboro (A+)	0-2	7.46	8	7	0	0	25.1	35	21	21	5	1	12	32	3	1	.327
2022	ACL D-backs R (Rk)	0-1	40.50	1	0	0	0	0.2	4	3	3	1	0	1	1	0	0	.667
	ACL D-backs B (Rk)	0-0	0.00	1	0	0	0	1.0	1	0	0	0	0	0	3	1	0	.250
	Hillsboro (A+)	1-1	8.50	12	0	0	0	18.0	14	20	17	2	8	13	33	8	1	.209
2023	Hillsboro (A+)	0-1	3.38	10	0	0	0	13.1	7	5	5	0	3	10	17	3	0	.159
	Amarillo (AA)	5-2	3.63	29	5	0	0	44.2	39	26	18	5	2	34	62	6	7	.239
MINOR LEAGUE TOTALS		6-8	5.40	70	18	0	0	118.1	111	82	71	13	16	78	168	23	11	.249

2023 HIGHS (AA)

INNINGS: 3.1 (8/3 vs. CC)
 HITS: 4 (7/29 @ MID)
 RUNS: 3 (3x, Last: 8/9 @ TUL)
 EARNED RUNS: 2 (7x, Last: 8/22 @ SA)
 STRIKEOUTS: 5 (2x, Last: 8/3 vs. CC)
 WALKS: 4 (6/15 vs SA)
 HOME RUNS: 1 (5x, Last: 8/15 vs ARK)
 CONSECUTIVE WINS: 2 (5/28 - 6/1)
 CONSECUTIVE LOSSES: 1 (2x, Last: 6/30 vs TUL)
 SHORTEST START: 1.2 IP (8/15 vs ARK)
 PITCHES THROWN: 60 (8/3 vs. CC)

CAREER HIGHS

INNINGS: 4.0 (2x, Last: 6/22/21 vs SPO (A+))
 HITS: 8 (6/1/21 @ EVE (A+))
 RUNS: 7 (6/1/21 @ EVE (A+))
 EARNED RUNS: 7 (6/1/21 @ EVE (A+))
 STRIKEOUTS: 5 (6x, Last: 7/23/23 vs WCH)
 WALKS: 4 (6/15/23 vs SA)
 HOME RUNS: 4 (6/1/21 @ EVE (A+))
 CONSECUTIVE WINS: 2 (5/28- 6/1/23)
 CONSECUTIVE LOSSES: 1 (8x, Last: 6/30/23 vs TUL)
 SHORTEST START: 0.0 (8/10/19 @ SK (SS-A))
 PITCHES THROWN: 72 (6/8/21 vs TRI (A+))

2023 SPLITS (AA)

VS. RIGHT: .178/.309/.222, 16 H, 4 2B, 8 RBI, 42 K, 16 BB
 VS. LEFT: .315/.451/.534, 23 H, 5 HR, 2B, 17 RBI, 20 K, 18 BB
 HOME: 14 G, 3-2, 4.03 ERA, 22.1 IP, 24 H, 14 R, 10 ER, 31 K, 18 BB
 ROAD: 15 G, 2-0, 3.22 ERA, 22.1 IP, 15 H, 12 R, 8 ER, 3 HR, 31 K, 16 BB
 W/ RISP: .232/.357/.357, 13 H, 2 HR, 2B, 19 RBI, 19 K, 11 BB
 DAY: 5 G, 1-0, 3.86 ERA, 7.0 IP, 6 H, 3 ER, HR, 10 K, 4 BB
 NIGHT: 24 G, 4-2, 3.58 ERA, 37.2 IP, 33 H, 15 ER, 4 HR, 52 K, 30 BB
 TEAM W/L IN STARTS: 4-1

OPPOSING STARTER - RHP RYAN GARCIA (3-9, 6.92 ERA)

CAREER VS. AMA: 3 G, 1-0, 3.38 ERA, 13.1 IP, 10 H, 5 R, 5 ER, 2 HR, 14 K, 4 BB

BATTER-PITCHER MATCH-UPS (ACTIVE ROSTER, 2023)

SOD POODLES VS. RYAN GARCIA:

PLAYER	H	AB	AVG	XBH	HR	RBI	BB	SO
Beer, S	1	2	.500	1	1	1	0	0
De Los Santos, D	2	5	.400	0	0	0	0	1
Tawa, T	1	3	.333	0	0	2	2	1
Vukovich, A	1	4	.250	0	0	0	0	1
Castillo, N	0	2	.000	0	0	0	0	1
Centeno, J	0	3	.000	0	0	0	1	1
D'Orazio, J	0	1	.000	0	0	0	0	1
Duzenack, C	0	2	.000	0	0	0	0	0
Roberts, C	0	3	.000	0	0	0	0	0

ROUGHRIDERS VS. CONOR GRAMMES:

PLAYER	H	AB	AVG	XBH	HR	RBI	BB	SO
Hatcher, J	1	1	1.000	0	0	1	0	0
Hicks, L	1	1	1.000	0	0	2	0	0
Zavala, A	1	1	1.000	0	0	0	0	0
Strahm, K	0	0	.000	0	0	0	1	0



2023 HIGHS: Hits - 4, Runs - 3, RBI - 4, HR - 3, 2B - 2, 3B - 0, BB - 2, K - 3, SB - 0

2023 SPLITS:

LAST GAME: 2-for-4, 2B, 2 RBI, K	LAST HOME RUN: 9/2 vs MID off Cushing (Solo)	CURRENT HITTING: 1
FRI SERIES: 2-for-7, 2B, 2 RBI, K	LAST MULTI-HIT GAME: 9/14 vs FRI (2-for-4)	SEASON LONG HITTING: 8
ARK SERIES: 5-for-22, 2B, RBI, R, BB, 6 K		CURRENT ON-BASE: 1
		SEASON-LONG ON-BASE: 14

- 🏆 Player of the Month (July, 2019), Baseball America Minor League All-Star (2019) and Baseball America Double-A All-Star (2019).
- 🏆 Made his MLB debut on 9/10/2021 with the D-backs and spent parts of the 2021 and 2022 seasons in the league with 43 career games played.
- 🏆 Hit the seventh walk-off home run in team history on Aug. 5 against Corpus Christi...Completed a five-run comeback.
- 🏆 **Recorded the first three-HR game of his professional career on September 1 vs Midland....Amarillo's third-ever three-HR game.**
- 🏆 **Was named Texas League Player of the Week for Aug 29 - Sept. 3 after hitting 10-for-19 (4 HR, 2 2B, 8 RBI, 9 R, 2 BB, HBP, 4 K) vs MID.**

2023 HIGHS: Hits - 4, Runs - 3, RBI - 5, HR - 2, 2B - 2, 3B - 1, BB - 2, K - 4, SB - 1

2023 SPLITS:

LAST GAME: 1-for-4, 2B	LAST HOME RUN: 9/3 vs MID off Leal (3-Run)	CURRENT HITTING: 1
FRI SERIES: 1-for-11, 2B, 3 K	LAST MULTI-HIT GAME: 9/6 @ ARK (2-for-4)	SEASON LONG HITTING: 14
ARK SERIES: 5-for-17, 2B, 2 RBI, R, BB, HBP, 3 K		CURRENT ON-BASE: 1
		SEASON-LONG ON-BASE: 15

- Had his first three-hit night in 2023 with a 3-for-4 performance against San Antonio...Had three-straight multi-hit games (6/11-14).
- Had a career-long hit streak of 14 games (6/4-28)...Surpassing his previous career-long of 13 games with Visalia (6/27-7/17/21).
- Recorded a home run in three straight games for the first time in his professional career from July 15-18.** Had five separate consecutive HR games for Low-A Visalia during the 2021 season in which he set a single-season career-high with 21 home runs.
- Hit .317 (20-for-63) with five home runs, three doubles, 15 RBI, and 12 runs scored in 17 games during the month of July.
- Was named Texas League Player of the Week for August 14-20 after hitting .478 (4 HR, 2 2B, 3B, 14 RBI, 9 R) against Arkansas.**

2023 HIGHS: Hits - 4, Runs - 2, RBI - 3, HR - 1, 2B - 2, 3B - 0, BB - 2, K - 4, SB - 1

2023 SPLITS:

LAST GAME: 0-for-3, K FRI SERIES: 1-for-7, K ARK SERIES: 3-for-13, 2 RBI, BB, 9 K	LAST HOME RUN: 4/13 vs. CC off Cobos LAST MULTI-HIT GAME: 9/6 @ ARK (2-for-3)	CURRENT HITTING: 0 SEASON LONG HITTING: 9 CURRENT ON-BASE: 0 SEASON-ON-ON-BASE: 15
--	--	---

<ul style="list-style-type: none"> 🏆 2017 World Series Champion (HOU). 🏆 Made his MLB Debut on 9/18/2013 with the New York Mets and collected his first single that night off 3-time All-Star Matt Cain. 🏆 Set a career-high with 15 home runs including 14 in 81 games with Amarillo in 2022. 🏆 Named a Texas League Post-Season All-Star (2022) and the MiLB.com Organization All-Star (2022, ARI). 🏆 Recorded just the fourth four-hit game of his professional career on Sept. 3 vs Midland...Last four-hit game came on 8/22/15 with Triple-A Colorado Springs...Has played in 1,002 professional games (including postseason). 	<p>SEASON LONG ON BENCH</p>
---	-----------------------------

2023 HIGHS: Hits - 2, Runs - 1, RBI - 2, HR - 1 , 2B - 1 , 3B - 1 , BB - 3 , K - 3 , SB --

2023 SPLITS:








LAST GAME: 0-for-3	LAST HOME RUN: 8/12 @ TUL off Ryan (2-Run)	CURRENT HITTING: 0
FRI SERIES: 0-for-3	LAST MULTI-HIT GAME: 8/17 vs. ARK (2-for-4)	SEASON LONG HITTING: 4
ARK SERIES: 2-for-10, 2B, 3 R, BB, 3 K		CURRENT ON-BASE: 0
		SEASON-LONG ON-BASE: 4

- 👉 Signed by the Arizona Diamondbacks as a minor-league free agent on July 2, 2019
- 👉 Made his professional debut during the 2021 season with Low-A Visalia...Recorded two hits and three RBI in his first game.
- 👉 Ended his first pro season hitting .198 in 83 games with six HR between Visalia and three games in the Arizona Complex League.
- 👉 Combined to hit .236 in 88 games between Visalia and High-A Hillsboro during the 2022 season...Hit 21 doubles between the two.
- 👉 Began the 2023 season with Hillsboro, hitting .207 in 59 games for the Hops.
- 👉 Was assigned to the ACL on July 13 and proceeded to hit .357 in nine games.
- 👉 Hit a home run in his Double-A debut for his first hit with Amarillo, going 1-for-2 with two walks on Aug. 3 vs Corpus Christi

2023 HIGHS: Hits - 2, Runs - 1, RBI - 1, HR --, 2B - 1, 3B --, BB - 1, K - 3, SB - 1

2023 SPLITS:

LAST GAME: 0-for-3, 3 K	LAST HOME RUN: 8/15 vs ACL Rockies off Luciano (Solo)	CURRENT HITTING: 0
FRI SERIES: 1-for-7, 3 K	LAST MULTI-HIT GAME: 9/10 @ ARK (2-for-4)	SEASON LONG HITTING: 4
ARK SERIES: 3-for-18, 2 2B, 2 RBI, BB, 2 R, 2 K		CURRENT ON-BASE: 0
		SEASON-LONG ON-BASE: 4

-  Signed by the Arizona Diamondbacks on June 22, 2017 as a minor league free agent.
-  Has appeared in 110 games with Amarillo since 2021, hitting .268 (23 2B, 12 HR, 62 RBI, 25 BB).
-  In 65 games with Triple-A Reno in 2022, hit .353 (21 2B, 3 3B, 3 HR, 29 RBI, 16 BB)...Led the D-backs system hitting .338 in 103 games.
-  Was placed on the 60-day IL on March 31, 2023.
-  Began a rehab assignment in the Arizona Complex League on August 5th...Hit .323 in 11 games (HR, 5 RBI, 5 BB).
-  Last Double-A appearance with Amarillo was on May 21, 2022...Hit .311 in 38 games with Amarillo in 2022 (13 2B, 4 HR, 30 RBI, 9 BB).
-  Won a PCL Championship with Reno in 2022.

#2 J.J. D'ORAZIO - C														
2023 HIGHS: Hits - 3, Runs - 2, RBI - 3, HR - 1, 2B - 1, 3B - 1, BB - 1, K - 2, SB --														
HEIGHT: 6'1"			WEIGHT: 170			B/T: R/R			AGE: 21 (12/28/2001 in Maracay, VEN)			2023 SPLITS:		
G	AVG	OBP	SLG	AB	R	H	2B	3B	HR	RBI	BB	SB/ATT	SO	V. RHP
35	.227	.246	.311	132	12	30	6	1	1	13	4	-/-	31	.217
LAST GAME: 0-for-3, BB			LAST HOME RUN: 8/27 @ SA off Blanchard (3-Run)			FRI SERIES: 1-for-6, BB, RBI, K			LAST MULTI-HIT GAME: 8/31 @ SA (2-for-3)			CURRENT HITTING: 0		
ARK SERIES: 0-for-16, 6 K												SEASON LONG HITTING: 8		
												CURRENT ON-BASE: 0		
												SEASON-LONG ON-BASE: 8		

- Traded to the Arizona Diamondbacks from the Toronto Blue Jays on Sept. 1, 2021 along with LHP Yaifer Perdomo as the PTBNL in the Joakim Soria trade.
- Currently ranked as the D-backs' no. 25 rated prospect (MLB Pipeline)
- Hit just two home runs during his first two professional seasons in the Blue Jays system (74 games)...Has hit 11 in 189 games with ARI.
- Has a hit in 20 of his first 35 Double-A games with 8 XBH...First 3-hit night with Amarillo on July 29 at Midland.
- Ranks in the top 10 in the D-backs farm system this year in: 2B (23, T-5th), hits (110, 7th), and AVG (.281, 7th).
- Hit his first Double-A homer on August 27 on the road in San Antonio...Was a three-run shot in the top of the 9th inning.

#13 DEYVISON DE LOS SANTOS - INF														
2023 HIGHS: Hits - 4, Runs - 3, RBI - 3, HR - 1, 2B - 2, 3B - 1, BB - 2, K - 3, SB - 1														
HEIGHT: 6'1"			WEIGHT: 185			B/T: R/R			AGE: 20 (6/21/1993 in Santo Domingo, Dominican Republic)			2023 SPLITS:		
G	AVG	OBP	SLG	AB	R	H	2B	3B	HR	RBI	BB	SB/ATT	SO	V. RHP
111	.255	.297	.428	444	70	113	16	2	19	58	24	4/5	122	.260
LAST GAME: 1-for-4, 2B, 2 K			LAST HOME RUN: 9/13 vs FRI off Acker (Solo)			FRI SERIES: 4-for-11, HR, 2B, RBI, 2 R, 4 K			LAST MULTI-HIT GAME: 9/13 vs FRI (2-for-4)			CURRENT HITTING: 3		
ARK SERIES: 2-for-21, R, 6 K												SEASON LONG HITTING: 12		
												CURRENT ON-BASE: 3		
												SEASON-LONG ON-BASE: 16		

- Is currently ranked as the D-backs' no.5-rated prospect
- Named the NWL Player of the Week (7/31/22), MiLB.com Organization All-Star (2022) and Single-A Postseason All-Star (Baseball America).
- Won the batting title in the California League in 2022, hitting .329 in 78 games played for Visalia despite a promotion to Hillsboro on July 22, 2022.
- Had a season-high 12-game hit streak (6/29 - 7/25) that included seven multi-hit games during the streak...Had a 14-game streak from 7/8-28/22
- Since returning to the active roster on July 14th (48 G), he is hitting .315 (62-for-197) with 12 home runs, 12 doubles, two triples, and 31 RBI.
- Has been named D-backs' MiLB Player of the Month three times: June (2022), July (2022), July (2023).

#26 CAMDEN DUZENACK - INF														
2023 HIGHS: Hits - 3, Runs - 3, RBI - 5, HR - 1, 2B - 2, 3B - 0, BB - 2, K - 3, SB - 1														
HEIGHT: 5'7"			WEIGHT: 170			B/T: R/R			AGE: 28 (3/8/1995 in Melissa, TX)			2023 SPLITS:		
G	AVG	OBP	SLG	AB	R	H	2B	3B	HR	RBI	BB	SB/ATT	SO	V. RHP
64	.315	.389	.494	241	41	76	16	0	9	44	23	4/9	50	.318
LAST GAME: 0-for-3, BB, 2 K			LAST HOME RUN: 9/3 vs MID off Cusick (Solo)			FRI SERIES: 0-for-7, BB, 2 K			LAST MULTI-HIT GAME: 9/9 @ ARK (2-for-3)			CURRENT HITTING: 0		
ARK SERIES: 7-for-26, RBI, 3 R, 2 BB, 4 K												SEASON LONG HITTING: 12		
												CURRENT ON-BASE: 0		
												SEASON-LONG ON-BASE: 27		

- Duzenack is entering his 6th professional season, having spent time at every level of minor league ball from Rookie to Triple-A.
- In his debut season (2017), he belted 16 doubles, a triple, and three homers in 222 AB's with A (Short) Hillsboro, slugging .410 that year.
- He logged 318 Triple-A at-bats last season with Reno, slashing .261/.308/.465 while sending 13 balls over the wall accompanied by 20 two-baggers and three triples.
- Earned Amarillo's second walk-off win on 5/31/23 after hitting a two RBI single while the club was down by one run with two outs and the bases loaded.
- Had a 12-game hit streak from June 15-July 4, hitting .449 (22-for-49) with five doubles, three home runs, 14 RBI, and four walks during the stretch.
- Through his first 27 games at HODGETOWN in 2023, is hitting .320 with 10 XBH and 16 RBI...Has a hit in 19-of-27 games played at home.

#7 CALEB ROBERTS - OF														
2023 HIGHS: Hits - 4, Runs - 3, RBI - 4, HR - 2, 2B - 2, 3B - 1, BB - 4, K - 4, SB - 1														
HEIGHT: 6'1"			WEIGHT: 195			B/T: L/R			AGE: 23 (2/9/2000 in West Palm Beach, FL)			2023 SPLITS:		
G	AVG	OBP	SLG	AB	R	H	2B	3B	HR	RBI	BB	SB/ATT	SO	V. RHP
94	.280	.384	.529	357	71	100	22	8	17	66	56	11/14	112	.287
LAST GAME: 3-for-4, R			LAST HOME RUN: 9/9 @ ARK, off Castano (Solo)			FRI SERIES: 4-for-7, R, K			LAST MULTI-HIT GAME: 9/14 vs FRI (3-for-4)			CURRENT HITTING: 4		
ARK SERIES: 5-for-20, HR, 4 RBI, R, 2 BB, 5 K												SEASON LONG HITTING: 9		
												CURRENT ON-BASE: 5		
												SEASON-LONG ON-BASE: 19		

- Had a season-high nine game hit streak, where he is hit .400 (16-for-40, 2 HR, 3 2B, 3B, 7 RBI, 3 BB, 8 R) from June 28-August 9
- Became the first Sod Poodle to ever homer in four straight games, doing so from June 30 - July 3...Has hit 14 home runs since June 25 (55 G) including his first career grand slam on July 3...It was Amarillo's second in 2023, and the 13th overall in franchise-history.
- Logged his second multi-HR game of the season on September 1 vs Midland...Set his single-season career-high for HR during the performance.
- Was named Texas League Player of the Week for June 26 - July 2 after hitting .438 (7-for-16) with 3 HR, 2 2B, 4 RBI, 3 BB, .550 OBP, 1.125 SLG vs Tulsa.
- Set a career-high with a four-hit game on August 1 vs. CC where he fell a home run shy of the cycle...His eight triples are 2nd in the league.

#3 KRISTIAN ROBINSON - OF														
2023 HIGHS: Hits - 1, Runs - 1, RBI - 1, HR --, 2B - 1, 3B --, BB - 1, K - 3, SB --														
HEIGHT: 6'3"			WEIGHT: 190			B/T: R/R			AGE: 22 (12/11/2000 in Nassau, Bahamas)			2023 SPLITS:		
G	AVG	OBP	SLG	AB	R	H	2B	3B	HR	RBI	BB	SB/ATT	SO	V. RHP
3	.111	.200	.222	9	1	1	1	-	-	1	1	-/-	5	.125
LAST GAME: 0-for-3			LAST HOME RUN: 9/9 @ RC (A-) off Edwards (Solo)			FRI SERIES: 1-for-9, 2B, RBI, BB, R, 5 K			LAST MULTI-HIT GAME: 9/10 @ RC (A-) (2-for-4)			CURRENT HITTING: 0		
ARK SERIES: N/A												SEASON LONG HITTING: 1		
												CURRENT ON-BASE: 0		
												SEASON-LONG ON-BASE: 1		

- Signed by the Arizona Diamondbacks as an international free agent in July 2017 for \$2.5 Million.
- Currently ranked as the D-backs' no. 11-rated prospect...was at one point the No. 1 prospect in the org and #43 in all of baseball.
- Missed the 2021-2022 seasons after dealing with legal issues and visa concerns.
- Was optioned to Low-A Visalia from the D-backs 40-man roster on May 29, 2023 and appeared in 43 games hitting .288 (18 XBH, 26 RBI).
- Appeared in High-A for the first time after a promotion on July 13th and hit .265 in 10 games (2 HR, 6 RBI) before being DFA on 8/12.
- Was re-assigned to Visalia on 8/29.
- Came to Amarillo riding a 4-game multi-hit streak with the Rawhide and has hit four home runs during the span.

#10 TIM TAWA - OF

2023 HIGHS: Hits - 4, Runs - 3, RBI - 5, HR - 2, 2B - 2, 3B - 1, BB - 2, K - 4, SB - 1

HEIGHT: 6'0"

WEIGHT: 196

B/T: R/R

AGE: 23 (4/7/1999 in West Linn, OR)

2023 SPLITS:

G	AVG	OBP	SLG	AB	R	H	2B	3B	HR	RBI	BB	SB/ATT	SO	V.RHP	V.LHP	HOME	AWAY	RISP
113	.289	.342	.463	421	74	109	21	1	21	74	54	11/18	113	.264	.232	.294	.224	.287

LAST GAME: 1-for-4

LAST HOME RUN: 9/10 vs ARK off Puckett (Solo)

CURRENT HITTING: 1

MID SERIES: 1-for-7, BB, 2 K

LAST MULTI-HIT GAME: 9/6 @ ARK (2-for-3)

SEASON LONG HITTING: 10

ARK SERIES: 5-for-17, HR, 2B, 2 RBI, 6 BB, 3 R, 2 K

CURRENT ON-BASE: 9

SEASON-LONG ON-BASE: 13

Recorded his first career multi-HR game on 6/29 vs TUL, going 2-for-4 with two HR and five RBI...His five RBI also tied his career-high (June 17, 2021)

Hit his first career grand slam on July 9 on the road in Springfield...Included his second five RBI game in 2023 and third overall in his professional career.

His 21 HR this year are 2nd on the team and he is one of just four players to record 20+ HR in a single-season in team history.

Set a single-season career-high for RBI with 55 on the season after a 3-RBI night on Aug. 1 vs CC...Previous high was 53 during the 2022 season.

Is one of just five players with more than one multi-HR game this season...Both games have come against TUL (6/12 vs TUL; 8/12 @ TUL).

#5 JESUS VALDEZ - INF

2023 HIGHS: Hits - 3, Runs - 1, RBI - 3, HR - 1, 2B - 1, 3B --, BB --, K - 1, SB - 1

HEIGHT: 5'9"

WEIGHT: 175

B/T: R/R

AGE: 25 (12/29/1997 in Bani, Dominican Republic)

2023 SPLITS:

G	AVG	OBP	SLG	AB	R	H	2B	3B	HR	RBI	BB	SB/ATT	SO	V.RHP	V.LHP	HOME	AWAY	RISP
6	.375	.375	.625	16	3	6	1	-	1	3	-	1/1	3	.357	.500	.333	.400	.000

LAST GAME: 1-for-3, K

LAST HOME RUN: 8/13 @ TUL off Reyes (2-Run)

CURRENT HITTING: 2

FRI SERIES: 1-for-3, K

LAST MULTI-HIT GAME: 8/13 @ TUL (3-for-5)

SEASON LONG HITTING: 2

ARK SERIES: 1-for-5, R

CURRENT ON-BASE: 2

SEASON-LONG ON-BASE: 2

Originally signed by the Los Angeles Dodgers to a minor league contract on July 3, 2017

Appeared in 60 games with the DSL Dodgers in 2018, hitting .230 with 11 doubles, four triples, six home runs, and 27 RBI

Was traded to the Pittsburgh Pirates on August 31, 2018 for David Freese

Appeared in 81 games in the Pirates organization between 2019-2021 where he hit .269 with 13 doubles, a triple, 10 home runs, and 42 RBI

Had his best season with PIT during the 2019 season with SS-Rk Bristol, hitting .292 in 55 games (12 2B, 3B, 5 HR, 34 RBI)

After hitting a combined .212 in 26 games between High-A and Double-A in 2021, was released by the Pirates on July 28th, 2021

Appeared in 48 games with the Ogden Raptors in 2022, hitting .378 with 20 XBH and 53 RBI.

Signed by the Arizona Diamondbacks on Oct. 25, 2022 and assigned to Hillsboro...In 65 games with the Hops, hit .233 (12 2B, 4 3B, 10 HR, 38 RBI).

Hit a HR in his first appearance as a position player with Amarillo on 8/13 @ TUL...Went 3-for-5 with three RBI.

#19 A.J. VUKOVICH - INF

2023 HIGHS: Hits - 3, Runs - 4, RBI - 7, HR - 3, 2B - 2, 3B - 1, BB - 2, K - 4, SB - 1

HEIGHT: 6'5"

WEIGHT: 210

B/T: R/R

AGE: 22 (7/20/2001 in Mukwonago, WI)

2023 SPLITS:

G	AVG	OBP	SLG	AB	R	H	2B	3B	HR	RBI	BB	SB/ATT	SO	V.RHP	V.LHP	HOME	AWAY	RISP
112	.263	.332	.490	445	82	117	19	5	24	95	44	18/25	140	.270	.231	.295	.237	.314

LAST GAME: 1-for-4, R, 2 K

LAST HOME RUN: 9/10 @ ARK off Lindow (Solo)

CURRENT HITTING: 8

FRI SERIES: 2-for-6, BB, R, 2 K

LAST MULTI-HIT GAME: 9/10 @ ARK (2-for-5)

SEASON LONG HITTING: 11

ARK SERIES: 9-for-21, 2 HR, 5 RBI, 4 R, 7 K

CURRENT ON-BASE: 8

SEASON-LONG ON-BASE: 16

After being drafted 119th overall out of high school, the D-Backs' number 10 prospect made his professional debut with the Visalia Rawhide on 5/4/2021.

Hit the first Grand Slam for Amarillo in 2023 (6/4 vs SPR) and was the first AMA player in 2023 with a multi-HR effort in the same game (2, 6/10 @ MID)

First Sod Poodles player ever with multiple Grand Slams in the same season and one of two players to hit multiple GS for Amarillo (Eduardo Diaz)

Became just the second player in Sod Poodles history with a three-HR game, doing so on July 3 vs TUL joining Edward Olivares (May 5, 2019)...
It was the first three-HR game of his professional career. He also set a career-high with seven RBI which also tied the Sod Poodles franchise-high (Dominic Fletcher, 5/8/2022).

His 24 home runs this year are the third most in a single season in team history and he set the team's single-season RBI record on 9/9 @ ARK.

Was named Texas League Player of the Week for 9/5-10 against Arkansas after hitting .429 (9-for-21) with a pair of home runs and nine RBI.

TEAM BATTING

OVERALL

	AVG	G	AB	R	H	TB	2B	3B	HR	RBI	BB	SO	SB	CS	OBP	SLG	OPS
	.270	135	4605	804	1244	2116	247	32	187	745	490	1282	164	52	.348	.460	.808

MONTHLY

APRIL	.260	21	718	120	187	307	33	6	25	112	79	214	35	8	.336	.428	.764
MAY	.236	26	845	123	199	319	41	5	23	114	95	231	33	9	.318	.378	.696
JUNE	.296	25	883	170	261	443	52	8	38	158	95	232	32	10	.375	.502	.877
JULY	.283	24	788	166	223	419	53	7	43	152	94	222	31	11	.370	.532	.902
AUGUST	.277	27	960	167	266	449	50	5	41	153	99	273	26	10	.351	.468	.819
SEPTEMBER	.263	12	411	58	108	179	18	1	17	56	28	110	7	4	.318	.436	.754

HOME VS. ROAD

HOME	.302	66	2260	458	682	1231	131	17	128	435	207	630	86	18	.368	.545	.913
ROAD	.240	69	2345	346	562	885	116	15	59	310	283	652	78	34	.329	.377	.706

SITUATIONAL SPLITS

	AVG	G	AB	H	TB	2B	3B	HR	RBI	BB	SO	OBP	SLG	OPS
VS RIGHT	.273	135	3827	1044	1795	213	26	162	636	423	1069	.353	.469	.822
VS LEFT	.257	74	778	200	321	34	6	25	109	67	213	.321	.413	.734
W/ RISP	.273	135	1337	365	623	79	13	51	552	186	400	.362	.466	.828
TEAM IS AHEAD	.260	108	1853	482	808	113	12	63	297	200	513	.342	.436	.778
TEAM IS BEHIND	.283	99	1709	484	821	77	10	80	298	195	482	.363	.480	.843

HOME RUNS

MULTI-RBI GAMES

MULTI-HIT GAMES

PLAYER	SOLO	2R	3R	GS	TOTAL	2	3	4	5+	TOTAL	2	3	4	5+	TOTAL
Beer	9	3			12	12	1	1		14	21	4	2		27
Bliss	8	3	1		12	8	3			11	23	12			35
Carrion						1				1					
Castillo	8	4	4	1	17	5	4	2	1	12	13	5	1		19
Centeno	1				1	5	1			6	16	3	1		20
Chen	1	1			2	2				2	1				1
Cintron											2				2
D'Orazio			1		1		1			1	6	2			8
Dalesandro	1				1		1			1	6	2			8
De Los Santos	6	12	1		19	11	3			14	28	5	1		34
Del Castillo	6	4	2		12	5	3	2		10	16	1			17
Duzenack	6	1	1	1	9	7	3	1	1	12	18	6			24
English	4	1	1		6	3	1	1		5	5				5
Enriquez						3				3	4	1	1		6
Guzman		1			1	1	1			2	1	1			2
Lawlar	6	7	2		15	6	2	1		9	21	4			25
Melendez	7	3	2		12	3	3	3		9	8	3			11
Roberts	10	4	2	1	17	10	4	2		16	25	6	1		32
Tawa	12	6	2	1	21	11	4		2	17	25	5	1		31
Valdez		1			1		1			1		1			1
Vicuña	2		2		4		2			2	1	2	1		4
Vukovich	13	5	4	2	24	9	8	4	2	23	24	7			31
Watkins						1				1					
TOTALS:	99	56	25	6	186	103	46	17	6	172	262	70	9	0	341

HOME RUN VARIANTS

WALK-OFF HR (2): Beer (8/5 vs CC, 9th inning, solo); Vukovich (8/29 vs MID, Solo)

BACK-TO-BACK HR (6): English/Vukovich (4/16 vs CC, 7th inning); Roberts/Vukovich (6/3 (1) vs. SPR, 6th inning); Del Castillo/De Los Santos (6/13 vs SA, 7th inning); Beer/Roberts (7/1 vs TUL, 6th inning); Lawlar/Vukovich (7/3 (1) vs TUL, 1st inning); Roberts/Melendez (7/23 vs WCH, 1st inning);

MUTLI-HR GAMES (8): Melendez (2x, 7/18 vs WCH, 7/23 vs WCH); Roberts (2x, 7/15 vs FRI. 9/1 vs MID); Tawa (2x, 6/29 vs TUL, 8/12 @ TUL); Vukovich (6/10 @ MID); Castillo (8/16 vs ARK)

THREE-HR GAMES (2): Vukovich (7/3 (1) vs TUL); Beer (9/1 vs MID)

EXTRA-INNING HR (0):

GRAND SLAMS (6): Vukovich (2x, 6/4 vs. SPR, 5th inning; 8/2 vs CC, 4th inning); Roberts (7/3 (2) vs TUL, 5th inning); Tawa (7/9 @ SPR, 3rd inning); Duzenack (7/30 @ MID, 7th inning); Castillo (8/15 vs ARK, 5th inning)

INSIDE-THE-PARK HR (1): Lawlar (7/3 (1) vs TUL, 1st inning)

PINCH-HIT HR (0):

HR IN CONSECUTIVE GAMES (25): De Los Santos (4x, 7/18-19 vs WCH; 8/17-18 vs ARK; 8/22-23 @ SA; 9/2-3 vs MID); Vukovich (4x: 5/5-6 @CC; 6/1-6/3 G1 vs SPR; 6/17-18 vs SA; 7/21-22 vs WCH); Del Castillo (3x: 5/30-31 vs. SPR; 6/8-10 @ MID; 7/8 @ SPR); Bliss (2x: 5/5-6 @ CC; 6/10 @MID - 6/13 vs SA); Castillo (2x: 7/15-16 vs FRI; 8/15-16 vs ARK); Tawa (2x: 5/28 @ SA - 5/30 vs. SPR; 6/3/4 vs. SPR); Roberts (2x: 6/25 @ CC, 6/28 vs TUL; 6/30-7/1 vs TUL); Melendez (2x: 7/14-15 vs FRI; 8/12 @ TUL - 8/15 vs ARK); Lawlar (4/15 vs. CC - 4/18 @ NWA); English (4/23 @ NWA - 4/25 vs. FRI); Beer (9/1-2 vs MID); Duzenack (9/2-3 vs. MID)

HR IN THREE CONSECUTIVE GAMES: (3): Melendez (2x: 7/14-15 vs FRI, 7/18 vs WCH; 8/12 @ TUL - 8/15-16 vs ARK); Castillo (7/15-16 vs FRI, 7/18 vs WCH)

HR IN FOUR CONSECUTIVE GAMES (1): Roberts (6/30 - 7/3 vs TUL)

LEAD OFF HR (9): Bliss (6x: 4/27 vs. FRI; 5/10 vs. MID; 5/18 @ FRI; 6/10 @ MID; 6/13 vs SA; 6/22 @ CC); Tawa (6/4 vs. SPR); Duzenack (6/11 @ MID); Vicuña (8/5 vs CC)

STARTS BY BATTING ORDER (TEAM RECORD)										STARTS BY POSITION (TEAM RECORD)									
PLAYER	1	2	3	4	5	6	7	8	9	C	1B	2B	3B	SS	LF	CF	RF	DH	
Beer			4-1	35-18	14-7	0-1					41-22							12-5	
Bliss	32-36											26-29		5-5				2-2	
Carrion									1-0						1-0				
Castillo				0-1	1-0	6-6	16-8	16-23	11-6		2-3				4-4	6-7	36-23	2-7	
Centeno		1-2	2-1	0-2	0-1	7-0	10-8	15-8	4-6	25-15								14-13	
Chen								2-1	7-2			7-3		1-0				1-0	
Cintron						1-0	2-1	3-2	4-3			2-3		8-3					
D'Orazio						0-1	5-2	8-7	7-5	15-10								5-5	
Dalesandro	1-0						2-2	5-1	19-21	0-1					6-3	15-18	6-2		
De Los Santos			0-1	11-9	17-24	31-11	3-4				16-16		44-29					2-4	
Del Castillo		1-0	0-2	4-4	16-8	4-10	6-8			17-24								14-8	
Duzenack	23-11	3-1				0-2	2-5	4-4	6-1			8-6	5-6	12-8	7-3	3-1	3-0		
English			7-5	1-0	1-1		1-0	1-1			8-3				1-2			2-2	
Enriquez	1-1	0-1	4-8	0-1	1-0	1-0	3-7	7-2	2-6							2-0	15-24	2-2	
Guzman							2-3		2-2						3-4		1-1		
Lawlar	5-1	42-41												44-40				2-2	
Melendez			1-0	13-13	6-5						5-5		11-13					4-0	
Roberts	6-2	14-6	15-15	1-2	2-4	3-5	12-5	0-1		18-10	2-5				24-17		2-4	7-4	
Robinson		0-1					1-0	1-0							1-0	0-1		1-0	
Tawa	4-8	14-8		1-1	11-6	14-17	10-7	7-4				28-17	1-4		13-9	12-13	5-4	2-3	
Valdez								1-0	2-1			2-0	1-1						
Vicuña	3-1							5-6	8-5			2-2	4-1	5-4	2-5		3-0	0-1	
Vukovich			42-27	9-9	6-4	8-7					1-6		9-6		12-12	37-20	4-1	2-2	
Watkins									2-2						1-1		0-1	1-0	

8+ GAME HITTING STREAKS (CURRENT IN BOLD)						
PLAYER	LENGTH / DATES	STREAK STATS				
Castillo	14 G, 6/4-28	.352 (19-for-54), 3 HR, 2 2B, 3B, 12 RBI, 12 R, 4 SB				
Dalesandro	13 G, 5/28-7/4	.409 AVG (18-for-44), HR, 2 2B, 2 3B, 5 RBI, 4 BB, 6 SB, 10 R				
De Los Santos	12 G, 6/29-7/25	.408 (20-for-49), 2 HR, 2 2B, 3B, 11 RBI, 10 R, BB				
Duzenack	12 G, 6/15-7/4	.449 AVG (22-for-49) 5 2B, 3 HR, 14 RBI, 13 R, 4 BB				
English	12 G, 4/19-5/2	.370 AVG (17-for-46), 6 2B, 4 HR, 16 RBI, 7 BB, 8 R				
Vukovich	11 G, 4/29-5/16	.348 AVG (16-for-46), 3 2B, 3 HR, 3B, 9 RBI, BB, 9 R				
Bliss	10 G, 4/6-4/19	.438 AVG (21-for-48), 3 2B, 2 3B, HR, 8 RBI, 8 R				
De Los Santos	10 G, 8/12-24	.349 AVG (15-for-43), 5 HR, 2 2B, 11 RBI, 13 R				
Del Castillo	10 G, 5/19-5/31	.406 AVG (13-for-32), 2 2B, 2 HR, 8 RBI, 9 BB, 7 R				
Tawa	10 G, 5/28-6/15	.395 AVG (15-for-38), 4 HR, 2 2B, 10 RBI, 3 BB, 6 R				
Bliss	9 G, 6/8-18	.395 AVG (17-for-43), 3 HR, 4 2B, 3B, 13 RBI, 10 R				
Bliss	9 G, 5/23-6/3	.357 AVG (15-for-42), 2B, 3B, 2 BB, 3 RBI, 6 SB, 8 R				
Bliss	9 G, 5/4-5/14	.459 (17-for-37), 4 2B, 4 HR, 8 RBI, 4 BB, 10 R, 3 SB				
Centeno	9 G, 8/6-27	.371 AVG (13-for-35), 3 2B, 3 RBI, 4 BB, 4 R				
Lawlar	9 G, 7/30-8/10	.385 AVG (15-for-39), 3 2B, 2 HR, 9 RBI, 13 R, 4 BB				
Lawlar	9 G, 6/6-15	.410 AVG (16-for-39), 2 HR, 4 2B, 3B, 4 RBI, 4 BB, 14 R				
Vukovich	8 G, 9/3-14	.375 AVG (12-for-32), 3 HR, 8 RBI, BB, 6 R				

FIELDING

CATCHER'S BOX (W/L BASED ON STARTS)						
PLAYER	CS	SB	ATT	CS %	PB	W-L
Centeno	9	36	45	.200	4	25-15
D'Orazio	9	29	38	.237	3	15-10
Dalesandro	0	4	4	.000	0	0-1
Del Castillo	14	38	52	.269	7	17-24
Roberts	11	34	45	.244	8	18-10
TOTAL	43	142	185	.232	22	75-60

TEAM FIELDING						
%	G	PO	A	E	DP	PB
.978	135	3533	1122	103	96	21

MULTI-RUN INNINGS		
RUNS	NO. OF TIMES	LAST
2	94	9/14 vs FRI, 5th inning
3	38	9/9 @ ARK, 3rd inning
4	32	9/3 vs MID, 7th inning
5	13	9/3 vs MID, 3rd inning
6	10	9/1 vs MID, 2nd inning
7	5	6/29 vs TUL, 1st inning
8+	-	

SCORE BY INNING											
	1	2	3	4	5	6	7	8	9	10	11+
OPP	87	83	89	92	112	117	83	69	50	6	3
AMA	96	91	98	79	106	80	113	88	46	5	2
TOTAL	791										

ERRORS BY POSITION		
POSITION	SOD POODLES	OPPONENT
C	14	11
1B	9	12
2B	19	14
3B	22	15
SS	17	20
LF	3	4
CF	4	5
RF	4	6
P	11	16
TOTAL	103	103

NOTABLE GAMES



AMARILLO HAVE 5 OR FEWER HITS		
DATE	HITS	OPPONENT
4/15	4	CC
4/20	4	@NWA
4/22	3	@NWA
4/27	5	FRI
5/2	5	@CC
5/4	2	@CC
5/12	5	MID
5/14 (G2)	4	MID
5/16	2	@FRI
5/18	2	@FRI
5/19	4	@FRI
5/21	4	@FRI
5/26	5	@SA
6/20	4	@CC
7/8 (1)	5	@ SPR
7/20	5	vs WCH
7/21	5	vs WCH
8/10	5	@ TUL
8/11	3	@ TUL
8/23	5	@ SA
8/25	4	@ SA
8/31	5	vs MID
9/12	5	vs FRI
9/13	5	vs FRI
TOTAL: 24 (9 HOME, 15 ROAD)		

OPPONENTS HAVE 5 OR FEWER HITS		
DATE	HITS	OPPONENT
4/7	3	@FRI
4/19	2	@NWA
4/20	4	@NWA
4/27	5	FRI
5/2	3	@CC
5/3	5	@CC
5/4	5	@CC
5/14 (G1)	2	MID
5/21	3	@FRI
5/26	5	@SA
5/27	2	@SA
5/30	3	SPR
6/1	5	SPR
6/3 (G2)	4	SPR
6/7	3	@MID
6/11	3	@ MID
6/24	5	@ CC
6/25	5	@ CC
7/15	5	vs FRI
7/16	3	vs FRI
8/3	5	vs CC
8/9	4	@ TUL
8/25	1	@ SA
9/1	4	vs MID
9/5	3	@ ARK
9/7	3	@ ARK
9/8	5	@ ARK
9/12	4	vs FRI
9/14	4	vs FRI
TOTAL: 29 (11 HOME, 18 ROAD)		

AMARILLO HAVE 10 OR MORE RUNS		
DATE	RUNS	OPPONENT
4/12	13	CC
4/14	10	CC
4/26	12	FRI
4/29	11	FRI
5/5	12	@CC
5/14 (G1)	10	MID
6/8	12	@MID
6/10	13	@ MID
6/13	15	vs SA
6/29	12	vs TUL
7/1	12	vs TUL
7/3 (1)	15	vs TUL
7/3 (2)	10	vs TUL
7/15	11	vs FRI
7/18	10	vs WCH
8/2	11	vs CC
8/12	10	@ TUL
8/16	17	vs ARK
8/27	10	@ SA
9/1	10	vs MID
9/3	17	vs MID
TOTAL: 21 (16 HOME, 5 ROAD)		

OPPONENTS HAVE 10 OR MORE RUNS		
DATE	RUNS	OPPONENT
4/6	12	@FRI
4/12	10	CC
4/14	13	CC
4/16	11	CC
4/18	16	@NWA
4/26	11	FRI
4/28	12	FRI
4/30	12	FRI
5/6	12	@CC
5/9	11	MID
5/11	16	MID
5/14 (G2)	13	MID
5/17	10	@FRI
5/23	14	@SA
5/31	13	SPR
6/10	10	@MID
6/15	11	vs SA
6/16	12	vs SA
6/18	11	vs SA
6/20	12	@CC
7/1	10	vs TUL
7/23	12	vs WCH
7/28	10	@ MID
8/2	13	vs CC
8/6	14	vs CC
8/27	11	@ SA
8/31	11	vs MID
9/6	15	@ ARK
9/13	10	vs FRI
TOTAL: 29 (19 HOME, 10 ROAD)		

EXTRA INNING GAMES (8) 3-5

DATE	OPP	RESULT	SCORE	W	L	S	TIME
4/20	@NWA	W (10)	3-2	Otanez, M (1-0)	Biasi, D (1-1)	Rice, J (1)	3:08
4/26	FRI	W (10)	12-11	Workman, B (1-0)	Church, M (0-1)	-	3:24
5/20	@ FRI	L (10)	8-7	Kelly, A (2-0)	Stumpo (0-1)	-	3:26
6/3 (G1)	SPR	L (8)	5-4	Roycroft, C (1-0)	Backhus, K (0-1)	Granillo, A (2)	2:26
6/30	TUL	L (13)	7-6	Fisher, B (5-1)	Grammes, C (2-2)	-	3:42
8/22	@ SA	L (10)	8-7	Bachar, L (4-0)	Stumpo, M (1-4)	-	3:11
8/26	@ SA	L (10)	6-5	Contreras, E (6-7)	Norris, L (0-1)	-	3:08
9/10	@ ARK	W (10)	6-5	Rashi, T (3-0)	Kuhn, T (5-3)	-	3:02

PINCH HITTER TOTALS

PLAYER	DATE	SITUATION	RESULT
Watkins	5/9	Bot 8, 2 outs	2-RBI Triple
Tawa	6/30	Bot 8, 1 out	Sac Fly
Beer	6/30	Bot 11, 0 out	Sac Fly
Vicuña	7/20	Bot 9, 0 out	E 9
Cintron	8/26	Top 10, 2 outs	6-3

Total: 1-for-2, 3B, 4 RBI

DOUBLEHEADERS (4) 6-2

























DATE	OPP	RESULT	SCORE	W	L	S	TIME
5/14 (1)	MID	W	10-1	Albright, L (2-2)	Ginn, J (0-2)	-	1:40
5/14 (2)	MID	L	13-1	Tomioka, S (1-0)	Hill, J (0-3)	-	2:32
6/3 (1)	SPR	L (8)	5-4	Roycroft, C (1-0)	Backhus, K (0-1)	Granillo, A (2)	2:26
6/3 (2)	SPR	W	6-1	Olivero, D (2-4)	Hernandez, K (5-2)	-	1:39
7/3 (1)	TUL	W	15-7	Olivero, D (5-5)	Casparius, B (0-3)	-	1:54
7/3 (2)	TUL	W	10-9	Montes De Oca, C (1-1)	Sublette, R (1-3)	Green, J (4)	2:26
7/8 (1)	@ SPR	W	4-3	Hill, J (3-4)	Pereira, W (5-5)	Pope, A (1)	2:07
7/8 (2)	@ SPR	W	7-6	Backhus, K (4-3)	Pope, B (1-2)	Green, J (5)	2:16

SHUTOUTS (10) 7-3

DATE	OPP	RESULT	SCORE	W	L	S	TIME
4/19	@NWA	W	5-0	Jarvis, B (2-1)	Veneziano, A (1-1)	-	2:29
4/21	@NWA	L	5-0	Hoffmann, A (2-1)	Hill, J (0-1)	-	2:26
4/22	@NWA	L	5-0	Marsh, A (1-0)	Patrick, C (0-3)	-	2:14
5/3	@CC	W	3-0	Pope, A (1-0)	Kouba, R (1-1)	Backhus, K (4)	2:15
5/27	@SA	W	1-0	Patrick, C (2-5)	Snider, D (0-3)	-	2:30
6/7	@MID	W	4-0	Green, J (1-0)	Cusick, R (3-3)	-	2:35
7/16	vs FRI	W	8-0	Lin, Y (1-0)	Bremer, N (0-1)	-	2:24
8/25	@ SA	W	1-0	Rashi, T (1-0)	Bachar, L (4-1)	Otanez, M (1)	2:11
8/31	vs MID	L	11-0	Basso, B (2-0)	Ray, D (0-1)	Emmanuel, S (1)	2:34
9/1	vs MID	W	10-0	Hill, J (7-6)	Beers, B (3-9)	-	1:56
9/7	@ ARK	W	1-0	Grammes, C (5-2)	Puckett, A (6-3)	Rashi, T (1)	2:51

WALK-OFF WINS

DATE	SCORE	GAME-WINNING PLAY
4/26	12-11 (10th)	Lawlar RBI-double
6/1	3-2 (7th)	Duzenack two RBI Single
8/3	4-3	Roberts RBI-double
8/5	8-7	Beer solo HR
8/29	7-6	Vukovich Solo HR

#15 - ZACH BARNES - RHP					2023 HIGHS: IP--, K--, BB--, H--, R--, ER--					RECENT APPEARANCES				
HEIGHT: 6'0" WEIGHT: 180 B/T: R/R AGE: 24 (4/10/1999 in Scottsdale, AZ)										DATE DEC P-S IP H R ER HR BB SO IR/S				
- G 0-0 -/- SV/SVO -/- K/BB -.- ERA														
OVERALL: -- SEPT: --														
LAST 10 G: -- VS. FRI: --														
 Signed by the D-backs as a minor league free agent on July 17, 2021 after a collegiate career at Grand Canyon University.														
 Made his professional debut on 8/7/21 with Low-A Visalia, his only professional start (3.0 IP, 4 H, 4 R, 3 ER, 2 HR, 2 K, BB).														
 Appeared in 22 games during the 2022 season across three levels and went 2-2 with a 8.31 ERA.														
 In 2023, has spent time in Hillsboro and Reno, working in 40 games and was 5-4 with a 4.45 ERA...All wins with Hillsboro.														
2023 SPLITS					VS. RHB: .---/.---/.---, VS. LHB: .---/.---/.---, HOME: -- W/ RISP: -- AWAY: --					LAST WIN: 9/3/23 @ VAN (A+) LAST LOSS: 7/16/23 @ EVE (A+) LAST SAVE: N/A				
#38 CONOR GRAMMES - RHP					2023 HIGHS: IP - 3.1, K - 5, BB - 4, H - 4, R - 3, ER - 2					RECENT APPEARANCES				
HEIGHT: 6'1" WEIGHT: 200 B/T: R/R AGE: 26 (7/13/1997 in McLean, VA)										DATE DEC P-S IP H R ER HR BB SO IR/S				
29 G 5-2 0/3 SV/SVO 62/34 K/BB 3.63 ERA														
OVERALL: 29 G, 2 HLD, 5 GF, 44.2 IP, 39 H, 18 ER, 5 HR, 62 K, 34 BB SEPT: 3 G, 1-0, 1.80 ERA, 5.0 IP, 4 H, R, ER, 5 K, 4 BB														
LAST 10 G: 2-0, 4.50 ERA, 2 GS, 16.0 IP, 13 H, 8 ER, 2 HR, 22 K, 16 BB VS. FRI: 1 G, 0-0, 0.00 ERA, 1.0 IP, 3 H, 3 R, 2 K, BB														
 Selected by the Arizona Diamondbacks 5th round of the 2019 MLB draft out of Xavier University (Cincinnati, OH).														
 In games where he logged at least 2.0 innings on the bump (6 G) in 2022, he also posted his most single-game strikeouts, encompassing both of his five (8/4 & 8/13) and four K (8/9 & 8/30) performances.														
 Across a 12 game stretch, he logged at least two strikeouts in all but one relief appearances from 7/15-9/3/22 (19.0 IP), logging 36 total punch outs (17.1 K/9) across the stretch.														
2023 SPLITS					VS. RHB: .178/.309/.222, 16 H, 4 2B, 8 RBI, 42 K, 16 BB, 110 PA VS. LHB: .315/.451/.534, 23 H, 5 HR, 2B, 17 RBI, 20 K, 18 BB, 91 PA HOME: 14 G, 3-2, 4.03 ERA, 22.1 IP, 24 H, 2 HR, 10 ER, 31 K, 18 BB AWAY: 15 G, 2-0, 3.22 ERA, 2 GS, 2 HLD, 2 CF, 22.1 IP, 15 H, 3 HR, 8 ER, 31 K, 16 BB W/ RISP: .232/.357/.357, 13 H, 19 RBI, 2 HR, 2B, 19 K, 11 BB, 70 PA					LAST WIN: 9/7/23 @ ARK LAST LOSS: 6/30/23 vs. TUL LAST SAVE: 5/21/23 @ EUG (A+)				
#30 - GUNNAR GROEN - RHP					2023 HIGHS: IP - 3.0, K - 2, BB - 1, H - 6, R - 4, ER - 3					RECENT APPEARANCES				
HEIGHT: 6'6" WEIGHT: 220 B/T: R/R AGE: 26 (7/1/1997 in London, UK)										DATE DEC P-S IP H R ER HR BB SO IR/S				
1 G 0-1 -/- SV/SVO 2/1 K/BB 9.00 ERA														
OVERALL: 1 G, GS, 3.0 IP, 6 H, HR, 4 R, 3 ER, 2 K, BB SEPT: 1 G, GS, 3.0 IP, 6 H, HR, 4 R, 3 ER, 2 K, BB														
LAST 10 G: 0-1, 9.00 ERA, GS, 3.0 IP, 6 H, HR, 4 R, 3 ER, 2 K, BB VS. FRI: 1 G, 0-1, 9.00 ERA, GS, 3.0 IP, 6 H, HR, 4 R, 3 ER, 2 K, BB														
 Signed by the Arizona Diamondbacks as a minor league free agent on June 15, 2022 after playing his college ball at Pepperdine.														
 Made his professional debut on June 20, 2022 with the ACLD-backs and earned the win after 2.0 IP without a hit and three strikeouts.														
 Across three levels prior to joining Amarillo, was 6-2 with a 4.58 ERA...Earned consecutive wins with Hillsboro on 9/7-10.														
 Made his Double-A Debut with his first professional start, going 3.0 IP with six hits and four runs (3 earned) and two strikeouts.														
2023 SPLITS					VS. RHB: .667/.571/1.333, 4 H, 2B, HR, 3 RBI, K VS. LHB: .250/.333/.250, 2 H, RBI, K, BB HOME: 1 G, 0-1, 9.00 ERA, 3.0 IP, 6 H, 4 R, 3 ER, HR, 2 K, BB W/ RISP: .333/.375/.833, 2 H, HR, 4 RBI, BB					LAST WIN: 9/10/23 vs SPO (A+) LAST LOSS: 9/13/23 vs FRI LAST SAVE: N/A				
#35 DILLON LARSEN - LHP					2023 HIGHS: IP - 3.0, K - 4, BB - 4, H - 3, R - 5, ER - 5					RECENT APPEARANCES				
HEIGHT: 6'5" WEIGHT: 230 B/T: R/L AGE: 24 (7/9/1998 in Ellensburg, WA)										DATE DEC P-S IP H R ER HR BB SO IR/S				
14 G 0-0 0/0 SV/SVO 23/28 K/BB 5.76 ERA														
OVERALL: 14 G, 25.0 IP, 2 HLD, 2 GF, 18 H, 3 HR, 16 R, 16 ER, 23 K, 28 BB SEPT: 4 G, 0-0, 3.18 ERA, GF, HLD, 5.2 IP, 7 H, 2 R, 2 ER, HR, 8 K, 4 BB														
LAST 10 G: 0-0, 5.30 ERA, 2 HLD, 2 GF, 18.2 IP, 15 H, 3 HR, 11 ER, 17 K, 18 BB VS. FRI: 3 G, 0-0, 2.45 ERA, 3.2 IP, 3 H, R, ER, 4 K, 4 BB														
 Signed by the Arizona Diamondbacks as a minor league free agent on May 13, 2022 out of Central Washington University.														
 From 7/12-9/3/2022, he allowed just four earned runs across 12 relief appearances (18.2 IP), good for a 1.99 ERA.														
 Appeared in 25 games with High-A Hillsboro in 2023, going 1-4 with a 4.54 ERA over 41.2 IP with 55 K and 38 BB.														
 Across eight total Double-A appearances with Amarillo over the last two years is 0-1 with a 5.94 ERA (11 H, 11 ER, 14 K, 20 BB)														
2023 SPLITS					VS. RHB: .220/.382/.441, 13 H, 2 2B, 3B, 3 HR, 11 RBI, 12 K, 15 BB, 77 PA VS. LHB: .172/.429/.276, 5 H, 2B, 3B, 3 RBI, 11 K, 13 BB, 42 PA HOME: 9 G, 0-0, 5.63 ERA, 3.0 IP, 10 H, 10 ER, 2 HR, 14 K, 18 BB AWAY: 5 G, 0-0, 6.00 ERA, 2 HLD, GF, 9.0 IP, 8 H, 6 R, 6 ER, HR, 9 K, 10 BB W/ RISP: .188/.400/.406, 6 H, 2B, 2 HR, 13 RBI, 10 K, 12 BB, 46 PA					LAST WIN: 6/24/23 vs EVE (A+) LAST LOSS: 6/9/23 vs SPO (A+) LAST SAVE: 8/28/22 @ VAN (A+)				
#21 - CARLOS MEZA - LHP					2023 HIGHS: IP - 1.0, K - 2, BB - 2, H - 5, R - 5, ER - 5					RECENT APPEARANCES				
HEIGHT: 6'1" WEIGHT: 155 B/T: L/L AGE: 22 (2/10/2001 in Charallave, Venezuela)										DATE DEC P-S IP H R ER HR BB SO IR/S				
3 G 0-0 -/- SV/SVO 3/4 K/BB 34.71 ERA														
OVERALL: 3 G, 2.1 IP, 8 H, 10 R, 9 ER, 3 K, 4 BB SEPT: 2 G, 0-0, 1.2 IP, 3 H, 5 R, 4 ER, 3 K, 3 BB														
LAST 10 G: 0-0, 34.71 ERA, 2.1 IP, 8 H, 10 R, 9 ER, 3 K, 4 BB VS. FRI: 1 G, 0-0, 13.50 ERA, 0.2 IP, H, 2 R, ER, 2 K, 2 BB														
 Was signed by the Arizona Diamondbacks on March 23, 2018 to a minor league contract.														
 Spent the 2018-19 seasons in the Dominican Summer League, going 5-3 with a 4.42 ERA in 28 games (2 starts).														
 In the Arizona Complex league in 2021, was 1-4 with a 4.97 ERA in 11 games (7 starts).														
 Spent all of 2022 with Low-A Visalia where he appeared in a career-high 38 games and was 6-4 with a 6.31 ERA.														
 So far in 2023, has appeared in 35 games with High-A Hillsboro and was 3-4 with a 4.94 ERA in 35 games.														
2023 SPLITS					VS. RHB: .600/.600/.800, 6 H, 2 2B, 7 RBI, 3 K, 3 BB, 15 PA VS. LHB: .667/.600/.667, 2 H, 3 RBI, BB, 5 PA HOME: 2 G, 0-0, 40.50 ERA, 1.1 IP, 6 H, 2B, 7 R, 6 ER, 2 K, 3 BB AWAY: 1 G, 0-0, 27.00 ERA, 1.0 IP, 2 H, 3 R, 3 ER, K, BB W/ RISP: .714/.545/1.000, 5 H, 2 2B, 10 RBI, K, BB, 11 PA					LAST WIN: 5/24/23 vs TRI (A+) LAST LOSS: 8/26/23 vs EUG (A+) LAST SAVE: 8/16/23 @ EVE (A+)				
#40 CHRISTIAN MONTES DE OCA - RHP					2023 HIGHS: IP - 2.1, K - 3, BB - 2, H - 5, R - 4, ER - 3					RECENT APPEARANCES				
HEIGHT: 6'4" WEIGHT: 230 B/T: R/R AGE: 23 (8/30/1999 in Santo Domingo, Dominican Republic)										DATE DEC P-S IP H R ER HR BB SO IR/S				
41 G 2-2 9/12 SV/SVO 54/26 K/BB 4.05 ERA														
OVERALL: 41 G, 7 HLD, 20 GF, 60.0 IP, 49 H, 27 ER, 8 HR, 54 K, 26 BB SEPT: 4 G, 0-0, 0.00 ERA, 4 GF, 4 SV, 8.1 IP, 3 H, 8 K, 4 BB														
LAST 10 G: 1-0, 2.60 ERA, 7 GF, 6 SV, 17.1 IP, 11 H, 2 HR, 5 ER, 17 K, 7 BB VS. FRI: 7 G, 0-0, 3.97 ERA, 3 GF, HLD, 2 SV, 11.1 IP, 7 H, 5 R, 5 ER, 9 K, 3 BB														
 Allowed runs in just two of his 10 games with Low-A Visalia to begin his professional career in 2022.														
 Made his professional debut on 4/21/2022 vs. San Jose tossing two scoreless innings where he struck out five batters.														
 Was a perfect 13-for-13 in save opportunities, tied for the most in the Diamondbacks farm system in 2022.														
 His nine saves in 2023 are second-most in the ARI farm system and his 22 saves since the start of 2022 are T-13th in MiLB														
2023 SPLITS					VS. RHB: .187/.232/.328, 25 H, 5 HR, 2 2B, 3B, 13 RBI, 39 K, 7 BB VS. LHB: .279/.411/.442, 24 H, 5 2B, 3 HR, 18 RBI, 16 K, 19 BB HOME: 20 G, 2-0, 4.75 ERA, 30.1 IP, 30 H, 5 HR, 16 ER, 28 K, 13 BB AWAY: 21 G, 0-2, 3.34 ERA, 12 GF, 6 HLD, 5 SV, 29.2 IP, 19 H, 11 ER, 3 HR, 26 K, 13 BB W/ RISP: .268/.321/.394, 19 H, 3 2B, 2 HR, 23 RBI, 21 K, 5 BB					LAST WIN: 8/15/23 vs ARK LAST LOSS: 7/5/23 @ SPR LAST SAVE: 9/14/23 vs FRI				

PITCHER STARTS: Albright (25), Hill (25), Patrick (19), Olivero (17), Lin (11), Bain (7), Solomon (7), Grammes (5), Tineo (4), Jarvis (3), Ray (3), Diaz (2), Mabrey (2), Vizcaino (2), Davies (1), Groen (1), Montilla (1)

QUALITY CONTROL

TEAM PITCHING

Overall	1	2	3	4	5	6	7	8	9	10	11	12	13	14	15	16	17	18	19	20	21	22	23	24	25	26	27	28	29	30	31	32	33	34	35	36	37	38	39	40	41	42	43	44	45	46	47	48	49	50	51	52	53	54	55	56	57	58	59	60	61	62	63	64	65	66	67	68	69	70	71	72	73	74	75	76	77	78	79	80	81	82	83	84	85	86	87	88	89	90	91	92	93	94	95	96	97	98	99	100
Overall	1	2	3	4	5	6	7	8	9	10	11	12	13	14	15	16	17	18	19	20	21	22	23	24	25	26	27	28	29	30	31	32	33	34	35	36	37	38	39	40	41	42	43	44	45	46	47	48	49	50	51	52	53	54	55	56	57	58	59	60	61	62	63	64	65	66	67	68	69	70	71	72	73	74	75	76	77	78	79	80	81	82	83	84	85	86	87	88	89	90	91	92	93	94	95	96	97	98	99	100

W	L	ERA	G	CG	SHO	SV	SVO	IP	H	R	ER	HR	HB	BB	IBB	SO	WHIP	AVG
---	---	-----	---	----	-----	----	-----	----	---	---	----	----	----	----	-----	----	------	-----

75	60	5.39	135	0	8	38	63	1177.2	1157	790	705	162	71	676	6	1272	1.56	.257
----	----	------	-----	---	---	----	----	--------	------	-----	-----	-----	----	-----	---	------	------	------

APRIL	11	10	6.02	21	0	1	6	7	187.0	189	141	125	23	10	114	1	221	1.62	.260
--------------	----	----	------	----	---	---	---	---	-------	-----	-----	-----	----	----	-----	---	-----	------	------

MAY	10	16	5.86	26	0	2	4	8	219.2	216	157	143	26	14	140	1	235	1.62	.258
------------	----	----	------	----	---	---	---	---	-------	-----	-----	-----	----	----	-----	---	-----	------	------

JUNE	15	10	5.33	25	0	1	5	11	221.0	217	141	131	39	22	110	1	217	1.48	.257
-------------	----	----	------	----	---	---	---	----	-------	-----	-----	-----	----	----	-----	---	-----	------	------

JULY	15	9	5.16	24	0	1	7	13	202.1	220	131	116	27	9	103	0	210	1.60	.276
------	----	---	------	----	---	---	---	----	-------	-----	-----	-----	----	---	-----	---	-----	------	------

HOME VS. ROAD TEAM PITCHING

W	L	ERA	G	CG	SHO	SV	SVO	IP	H	R	ER	HB	BB	SO	WHIP	AVG
---	---	-----	---	----	-----	----	-----	----	---	---	----	----	----	----	------	-----

HOME	38	28	6.02	66	0	2	16	25	586.0	617	436	392	32	352	643	1.65	.270
------	----	----	------	----	---	---	----	----	-------	-----	-----	-----	----	-----	-----	------	------

ROAD	37	32	4.76	69	0	6	22	38	591.2	540	354	313	39	324	629	1.46	.243
------	----	----	------	----	---	---	----	----	-------	-----	-----	-----	----	-----	-----	------	------

PITCHING STREAKS (NO EARNED RUNS)

CONSECUTIVE SCORELESS INNINGS CONSECUTIVE SCORELESS APPEARANCES

PLAYER	LENGTH (P-DATES)	STREAK STATS	PLAYER	LENGTH - DATES	STREAK STATS
--------	------------------	--------------	--------	----------------	--------------

PLAYER	LENGTH(IP)-DATES	STREAK STATS	PLAYER	LENGTH - DATES	STREAK STATS
--------	------------------	--------------	--------	----------------	--------------

Hill	17.0 - 8/25-9/7	3 GS, 6 H, 12 K, 3 BB, HB	Green	12 G, 6/3-7/8	8 H, 13 K, 4 BB, 58 BF
-------------	------------------------	----------------------------------	-------	---------------	------------------------

Patrick	16.2 - 7/19-30	3 GS, 14 K, 10 H, 2 BB	Backhus	9 G - 5/18-6/11	10 H, 14 K, 4 BB, HB
---------	----------------	------------------------	---------	-----------------	----------------------

Green	15.1 - 6/3-7/8	12 G, 8 H, 13 K, 4 BB	Saalfank	8 G - 5/7-5/30	3 H, 17 K, 5 BB, HB
-------	----------------	-----------------------	----------	----------------	---------------------

Hill	14.1 - 7/15-27	3 GS, 6 H, 13 K, 4 BB	Rashi	6 G, 8/19-9/10	H, 14 K, BB
------	----------------	-----------------------	-------	----------------	-------------

Saalfrank	12.1 - 5/4-5/30	9 G, 3 H, 18 K, 5 BB, HB	Backhus	6 G, 8/5-24	7 H, 12 K, 6 BB
-----------	-----------------	--------------------------	---------	-------------	-----------------

Patrick	11.1 - 5/21-6/3	3 GS. 3 H. 12 K. 4 BB	Backhus	6 G. 7/8-30	7 H. 7 K. 5 BB
---------	-----------------	-----------------------	---------	-------------	----------------

Backhus	102-5/18-6/11	9 G, 10 H, 14 K, 4 BB, HB
---------	---------------	---------------------------

Backhaus	10 L - 3/10-3/11	6 G, 10 H, 11 H, 12 B, 12	10 P	6 G - 3/20 - 3/10	11 H, 11 H, 8 B, 21
Backhaus	10 L - 8/5-24	6 G 7 H 12 K 6 BB	Backhaus	6 G - 4/15-5/3	2 H 2 BB 9 K

Pone	10.1 - 5/26-6/20	7 G 4 H 13 K 2 RR HR
------	------------------	----------------------

Pope	10.1-3/20-3/20	1 C, 4 H, 10 K, 2 BB, 1B	Stammes	5 C, 1/15-20	10 H, 14 K, 2 BB, 1B
Rashi	10.0-8/16-9/10	7 G, 8 H, 14 K, BB	Vizcaino	5 G, 7/27-8/6	3 H, 10 K, 4 BB

Backbus	9 1 4/12 5/6	8 G 4 H 12 K 2 BB	M De Oca	4 G 8/2 14	3 H 8 K 4 BB 4 SV
---------	--------------	-------------------	----------	------------	-------------------

Backhaus	9.1 - 4/12-9/0	8 G, 4 H, 12 K, 2 BB	M. De Oca	7 G, 9/2-14	3 H, 8 K, 7 BB, 7 SV
Grammes	0.1 - 7/15 8/3	6 G (3 GS), 11 H, 15 K, 2 BB, HPD	Otaner	1 G, 8/25 9/13	2 H, 8 K, BB

Granulites	9.1 - 1/15-8/3	6 G (3 GS), 11 H, 15 K, 2 BB, HBP	Ortanez	4 G, 8/25-9/12	3 H, 8 K, BB
M. De Oro	8.1 2/3-14	4 G, 3 H, 8 K, 4 BB, 4 SV	Pico	4 G, 8/18-26	4 H, 11 K, BB

M. De Oca	8.1 - 9/2-14	4 G, 3 H, 8 K, 4 BB, 4 SV	Rice	4 G, 8/18-26	4 H, 11 K, BB
UHL	8.1 - 8/2-13	2 GS, 2 H, 3 K, 2 BB	Rice	4 G, 8/2-15	11 G, K, 2 BB, 1B

Hill	8.1 - 8/8-13	2 GS, 3 H, 1 K, 2 BB	Rice	4 G, 6/3-15	H, 3 K, 2 BB, HB
------	--------------	----------------------	------	-------------	------------------

EJECTIONS

PLAYER/COACH	DATE/LOCATION	UMPIRE	REASON
Shawn Roof	4/30, HODGETOWN vs. FRI	HP Jarrod Moehlmann	Arguing call
Shawn Roof	5/20, Riders Field @ FRI	3B Steven Rios Jr.	Arguing call
Shawn Roof	6/9, Momentum Bank Ballpark @ MID	3B Sean Sparling	Checked swing
Jamison Hill	6/18, HODGETOWN vs SA	1B Steven Rios Jr.	Words
Shawn Roof	6/18, HODGETOWN, vs SA	HP Malcom Smith	Arguing call
Juan Centeno	6/30, HODGETOWN, vs TUL	HP Jarrod Moehlmann	Arguing call
Tom Gorzelanny	7/28, Momentum Bank Ballpark @ MID	HP Chris Murphy	Balls/Strikes
Shawn Roof	8/4, HODGETOWN, vs CC	HP Ty Krauss	Arguing Ball

AWARDS

PLAYER/COACH	AWARD	DATES	STATS
Bryce Jarvis	Texas League Pitcher of the Week	4/17-4/23	1-0, 5.0 IP, 0 H, 8 K, 4 BB
Ryan Bliss	Texas League Player of the Month	April	18 G, .410 AVG (34-for-83), 2 HR, 14 RBI, 17 R
Chad Patrick	Texas League Pitcher of the Week	5/22-5/28	1-0, 7.0 IP, 2 H, 6 K, 2 BB
Ryan Bliss	Texas League Player of the Month	May	23 G, .361 AVG (35-for-97), 5 HR, 13 RBI, 21 R
Caleb Roberts	Texas League Player of the Week	6/28-7/2	.438 (7-for-16), 3 HR, 2 2B, 4 RBI, 3 BB, 1.675 OPS
Deyvison De Los Santos	ARI MiLB Player of the Month	July	14 G, .364 (20-for-55), 2 HR, 4 2B, 3B, 10 RBI
Neyty Castillo	Texas League Player of the Week	8/14-20	.478 (11-for-23), 4 HR, 2 2B, 3B, 14 RBI, 1.694 OPS
Seth Beer	Texas League Player of the Week	8/29-9/3	.526 (10-for-19), 4 HR, 2 2B, 8 RBI, 1.854 OPS
Caleb Roberts	ARI MiLB Player of the Month	August	20 G, .321(26-for-81) 2 HR, 8 2B, 2 3B, 11 RBI

2023 MILESTONES ON THE HORIZON

NAME	MILESTONE	TO MEET (CURRENT TOTAL)
Caleb Roberts	Amarillo Single-Season Triples Record	1 (8)

2023 MILESTONES REACHED

NAME	MILESTONE	DATE
Luke Albright	150 Career IP	4/7 @ FRI
Ryan Bliss	150 Career Hits	4/14 vs. CC
A.J. Vukovich	150 Career RBI	4/16 vs. CC
Tim Tawa	150 Career Hits	4/16 vs. CC
A.J. Vukovich	150 Career RBI	4/16 vs. CC
Andrew Saalfrank	100 Career Strikeouts	4/20 @ NWA
Jamison Hill	150 Career Strikeouts	4/21 @ NWA
Austin Pope	200 Career Strikeouts	4/21 @ NWA
Austin Pope	200 Career IP	6/24 @ CC
Devison De Los Santos	150 Career RBI	4/26 vs. FRI
Jackson Goddard	150 Career Strikeouts	4/28 vs. FRI
Deyni Olivero	400 Career IP	4/29 vs. FRI
Tristin English	250 Career Hits	4/29 vs. FRI
Adrian Del Castillo	100 Career Hits	4/30 vs. FRI
A.J. Vukovich	250 Career Hits	5/4 @ CC
Michel Otanez	250 Career Strikeouts	5/17 @ FRI
Ryan Bliss	200 Career Hits	5/28 @ SA
Ryan Bliss	100 Career RBI	6/17 vs SA
Kyle Backhus	100 Career IP	6/1 vs. SPR
Deyni Olivero	300 Career Strikeouts	6/3 (2) vs. SPR
Jordan Lawlar	150 Career Hits	6/3 (1) vs. SPR
Josh Green	250 Career Strikeouts	6/14 vs SA
Jeff Bain	500 Career Strikeouts	7/3 (2) vs TUL
Tim Tawa	Most Single-Season HR	14, 7/15 vs FRI
Caleb Roberts	Most Single-Season HR	10, 7/15 vs FRI
Jordan Lawlar	100 Career RBI	7/16 vs FRI
A.J. Vukovich	Most Single-Season HR	18, 7/22 vs WCH
Seth Beer	450 Career MiLB Hits	7/22 vs WCH
Kyle Backhus	150 Career Strikeouts	7/28 @ MID
Austin Pope	250 Career Strikeouts	7/29 @ MID
Chad Patrick	150 Career Strikeouts	7/30 @ MID
TEAM	Franchise Single-Season HR Record (180)	9/3 vs MID
A.J. Vukovich	Amarillo Single-Season RBI Record (94)	9/9 @ ARK

SOD POODLES vs. LEAGUE IN 2023 (REGULAR SEASON)

NORTH DIVISION	OVERALL	HOME	AWAY	SOUTH DIVISION	OVERALL	HOME	AWAY
Arkansas	9-3	4-2	5-1	Corpus Christi	11-13	6-6	5-7
NW Arkansas	3-3	0-0	3-3	Frisco	11-10	7-5	4-5
Springfield	7-5	4-2	3-3	Midland	15-9	6-6	9-3
Tulsa	9-3	5-1	4-2	San Antonio	6-12	2-4	4-8
Wichita	4-2	4-2	0-0	---			

SOD POODLES vs. LEAGUE ALL-TIME (REGULAR SEASON)

NORTH DIVISION	OVERALL	HOME	AWAY	SOUTH DIVISION	OVERALL	HOME	AWAY
Arkansas	20-17	10-8	10-9	Corpus Christi	52-50	26-20	26-30
NW Arkansas	18-14	8-5	10-9	Frisco	48-50	29-27	19-23
Springfield	20-17	10-8	10-9	Midland	60-45	30-25	30-20
Tulsa	26-24	13-12	13-12	San Antonio	29-33	12-12	17-21
Wichita	14-10	7-5	7-5	---			

SOD POODLES OFFENSE

Most Runs, Game: 17 (2x, Last: 9/3 vs MID)
Most Runs, Inning: 7 (5x, Last: 6/29 vs. TUL, 1st inning)
Most Hits, Game (Team): 19 (9/3 vs MID)
Most Hits, Game (Indiv.): 4 (9x, Last: Centeno, 9/3 vs MID)
Fewest Hits, Game: 2 (3x, Last: 5/18 @ FRI)
Most Hits, Inning: 8 (5/5 @ CC, 3rd inning)
Most HRs, Game (Team): 5 (5x, Last: 9/1 vs MID)
Most HRs, Game (Indiv.): 3 (2x, Last: Beer, 9/1 vs MID)
Most HR, Inning (Team): 3 (3x, Last: 8/16 vs ARK, 5th inning)
Most SBs, Game (Team.): 9 (7/1 vs. TUL)
Most SBs, Game (Indiv.): 3 (4x, Last: Lawlar, 8/10 @ TUL)
Grand Slams: 6 (Last: Castillo, 8/15 vs ARK)
Most Runners LOB, Team: 15 (8/30 vs. MID)
Most Runs Combined (Two Teams): 24 (2x, Last: 9/3 vs MID)
Most Hits Combined (Two Teams): 33 (4/12 vs. CC)
Most Home Runs During Series (Two Teams): 31 (6/28-7/3 vs. TUL)
Most Runs To Overcome Deficit: 10 (4/26 vs. FRI)

SOD POODLES DEFENSE

Most Errors, Team: 5 (9/13 vs FRI)
Most Errors, Individual: 2 (4x, Last: Chen, 8/26 @ SA)
Most Double Plays: 3 (5x, Last: 9/1 vs MID)

SOD POODLES PITCHING

Most Ks, Team (9 innings): 18 (8/17 vs ARK)
Most Ks, Team (extra innings): 16 (6/30 vs TUL (13)
Most Walks, Team: 13 (8/6 vs CC)
Shutouts: 7 (Last: 9/7 @ ARK)
Complete Games (9 IP): --
Complete Games (7 IP): --
Complete Game Shutout, Individual: --
Complete Game Shutout (9.0 IP) Individual: --
Longest Start: 8.0 IP (Hill, 9/1 vs MID)
Longest Relief Appearance: 3.1 IP (2x, Last: Workman, 4/26 vs. FRI)
Most Ks, Individual: 11 (Solomon, 8/17 vs ARK)
Most Walks, Individual: 6 (3x, Last: Albright, 8/24 @ SA)

OPPONENTS OFFENSE

Most Runs, Game: 16 (2x, Last: 5/11 vs. MID)
Most Runs, Inning: 8 (3x, Last: 8/6 vs CC, 3rd inning)
Most Hits, Game (Team): 19 (5/11 vs. MID)
Most Hits, Game (Indiv.): 5 (2x, Last: Calabuig, 5/11 vs. MID)
Fewest Hits, Game: 1 (8/25 @ SA)
Most Hits, Inning: 7 (2x, Last: 6/20 @ CC)
Most HRs, Game (Team): 5 (2x, Last: 7/3 (2) vs. TUL)
Most HRs, Game (Indiv.): 3 (Rave, 4/18 @ NWA)
Most SBs, Game (Indiv.): 3 (Acuña, 4/30 vs. FRI)
Grand Slams Against: 6 (Last: Rivas, 9/6 @ ARK)
Most Runners LOB, Team: 14 (5/26 @ SA)
Most Runs To Overcome Deficit: 7 (7/28 @ MID)

OPPONENTS PITCHING

Most Ks Team (9 innings): 17 (2x, Last: 8/12 @ TUL)
Most Ks, Team (extra innings): 15 (6/30 vs TUL)
Most Walks, Team: 12 (6/20 @ CC)
Most Ks, Individual: 10 (Leiter, 5/17 @ FRI)
Most Walks, Individual: 5 (3x, Last: Martinez, J, 7/9 @ SPR)

OPPONENTS DEFENSE

Most Errors, Team: 3 (7x, Last: 8/22 @ SA)
Most Errors, Individual: 3 (Whitcomb, 4/12 vs. CC)
Most Double Plays: 3 (2x, Last: 7/28 @ MID)

MISCELLANEOUS

Longest Home Game Time (9 innings): 3:36 (6/15 vs. SA)
Shortest Home Game Time (9 innings): 1:56 (9/1 vs. MID)
Longest Road Game Time (9 innings): 3:13 (5/5 @ CC)
Shortest Road Game Time (9 innings): 2:05 (5/2 @ CC)
Longest Game Time (7 innings): 2:32 (5/14 (2) vs. MID)
Shortest Game Time (7 innings): 1:39 (6/3 (2) vs. SPR)
Longest Extra-Inning Game: 3:42 (6/30 vs TUL)
Longest Game (Innings): 13 (6/30 vs TUL)
Longest Game Delay (Home): 0:40, 5/31 vs. SPR (rain)
Longest Game Delay (Road): 1:53, 5/19 @ FRI (rain)
Highest Attendance (Home): 7,588 (7/3 vs. TUL)
Highest Attendance (Road): 10,019 (5/16 @ FRI)
Lowest Attendance (Home): 3,231 (4/25 vs. FRI)
Lowest Attendance (Road): 2,041 (7/30 @ MID)

LAST TIME IT HAPPENED - 2023

SOD POODLES (INDIVIDUAL)

Perfect Game:
No-Hitter (Individual):
No-Hitter (Combined):
No-Hitter (7-Inning):
1-Hitter (Individual):
1-Hitter (Combined): 8/25 @ SA, Hill/Rashi/Otanez
2-Hitter (Individual):
2-Hitter (Combined): 3x, Last: 5/27 @ SA, Patrick/Saalfrank
3-Hitter (Combined): 9x, Last: 9/7 @ ARK, Hill/Grammes/Rice/Rashi
3-Hitter (Individual):
Complete Game Shutout (9 Inning):
Complete Game Shutout (7 Inning):
10 or more strikeouts (P): 3x, Last: Solomon (10, 8/29 vs MID)
Four (4) Hits: 9x, Last: Centeno (9/3 vs MID)
Five (5) Hits:
Six (6) Hits:
Three (3) Doubles:
Four (4) Doubles:
Two (2) Triples:
Two HR Game: 8x, Last: Roberts (9/1 vs MID)
Three HR Game: 2x, Last: Beer (9/1 vs MID)
Grand Slam (Home): 4x, Last: Castillo (8/15 vs. ARK)
Grand Slam (Road): 2x, Last: Duzenack (7/30 @ MID)
Inside-The-Park HR: Lawlar (7/3 (1) vs TUL)
Back-To-Back HRs: 6x, Last: Roberts/Melendez (7/23 vs. WCH)
Back-To-Back-To-Back HRs:
HR, Both Sides of the Plate:
Hitting for the Cycle:

HR in 2 straight games: 25x, Last: De Los Santos (9/2-3 vs MID)
HR in 3 straight games: 3x, Last: Melendez (8/12 @ TUL - 8/15-16 vs ARK)
HR in 4 straight games: Roberts (6/30-7/3 vs TUL)
Triple in 2 straight games:
Five (5) RBI: 5x, Last: Duzenack (8/27 @ SA)
Seven (7) RBI: Vukovich (7/3 (1) vs TUL)
Three Runs: 28x, Last: Tawa (9/3 vs MID)
Four Runs: 4x, Last: Vukovich (7/3 (1) vs TUL)
Five Runs:
Two Stolen Bases: 11x, Last: Dalesandro (8/13 @ TUL)
Three Stolen Bases: 4x, Last: Lawlar (8/10 @ TUL)
Four Stolen Bases:
Steal of home (straight):
Steal of home (double steal): 2x, Last: Bliss/Lawlar, 6/22 @ CC
Four (4) Walks: Roberts (2x, Last: 8/12 @ TUL)
Five (5) Walks:
10 Total Bases in a game: 3x, Last: Beer (12, 9/1 vs MID)

SOD POODLES TEAM

20 Runs, Game:
20 Hits, Game:
10+ Runs, Inning:
Back-to-back 15-hit games:
Everyone in order gets a hit: 9x, Last: 9/3 vs MID
Everyone in order scores a run: 2x, Last: 8/16 vs ARK
Only player in order to get a hit:
15+ Strikeouts, Game (Batting): 3x, Last: 8/12 @ TUL (17)
Triple Play:
Winning Streak: 7 (6/6-6/13)
Losing Streak: 4 (2x, Last: 5/23-5/26)



HIGHS & LOWS - ALL TIME



SOD POODLES OFFENSE

Most Runs, Game: 20 (9/11/21 vs. TUL)
Most Runs, Inning: 11 (6/11/22 vs. FRI, 8th inning)
Most Hits, Game: 24 (9/11/21 vs. TUL)
Most Hits, Game (Indiv.): 5 (3x: Last: Barrosa, 7/22 @ MID)
Fewest Hits, Game: 0 (5/26/22 @ ARK)
Most HRs, Game (Team): 7, (6/5/21 @ FRI)
Most HRs, Game (Indiv.): 3, 3x, Last: Beer (9/1/23 vs MID)
Grand Slams: 17 (Last: Castillo, 8/15/23 vs ARK, 5th inning)
Most SBs, Game (Team.): 9 (7/1/23 vs. TUL)
Most SBs, Game (Indiv.): 3 (9x: Last: Lawlar, 8/10/23 @ TUL)
Most Runners LOB, Team: 15 (8/30/23 vs MID)
Most Runs Combined (Two Teams): 32 (9/11/21 vs. TUL)
Most Hits Combined (Two Teams): 37 (2x: Last: 4/23/22 vs SA)
Most Home Runs During Series (Two Teams): 34 (9/7-12/21 vs. TUL)
Most Runs To Overcome Deficit: 10 (4/26/23 vs. FRI)

SOD POODLES DEFENSE

Most Errors, Team: 5 (2x, Last: 9/13/23 vs. FRI)
Most Errors, Individual: 2 (29x: Last: Chen, 8/26/23 @ SA)
Most Ground Into Double Plays: 4 (2x: Last: 9/17/21 vs. FRI)

SOD POODLES PITCHING

Most Ks, Team (9 innings): 18 (2x: Last: 5/9/21 @ TUL)
Most Ks, Team (extra innings): 18 (5/19/21 vs MID)
Most Walks, Team: 13 (8/6/23 vs CC)
Shutout: 27x: Last: 9/7/23 @ ARK
Last Complete Game (9 IP): --
Last Complete Game (7 IP): Nelson (G1, 9/1/21 @ SA)
Last Complete Game (5 IP): Walston (7/29/22 vs. CC)
Last Complete Game Shutout: Frias (8/1/21 vs. SA (7))
Longest Start: 8.0 IP (2x, Last: Hill, 9/1/23 vs MID)
Longest Relief Appearance: 3.1 IP (4x, last: Workman, 4/26 vs FRI)
Most Ks, Individual: 12 (4x: Last: Pfaadt: 6/23/22 @ CC)
Most Walks, Individual: 7 (Nelson, 7/6/21 @ SA)



LAST TIME IT HAPPENED - ALL TIME

SOD POODLES (INDIVIDUAL)

Perfect Game:
No-Hitter (Individual):
No-Hitter (Combined):
No-Hitter (7-Inning): 2x: Tabor, 7/11/21 @ SA; Frias, 8/1/21 vs. SA
1-Hitter (Individual): 7/29/22 (Walston, 5-inning game)
1-Hitter (Combined): 3x: Last: 8/25/23 @ SA; Hill/Rashi/Otanez
2-Hitter (Individual):
2-Hitter (Combined): 5x: Last: 5/27/23 @ SA, Albright/Saalfrank
3-Hitter (Combined): 24x: Last: 9/7 @ ARK, Hill/Grammes/Rice/Rashi
3-Hitter (Individual):
Complete Game Shutout (9 Inning):
Complete Game Shutout (7 Inning): 2x: Tabor, 7/11/21 @ SA; Frias, 8/1/21 vs. SA
10 or more strikeouts: 17x, Last: Solomon (8/29/23 vs. MID)
Four (4) Hits: 37x: Last: Centeno (9/3/23 vs MID)
Five (5) Hits: 3x: Last: Cedenio (8/18/22 @ MID)
Six (6) Hits:
Three (3) Doubles: 3x: Last: Carroll, (4/23/22 vs SA)
Four (4) Doubles:
Two (2) Triples:
Two HR Game: 37x: Last: Roberts (9/1/23 vs MID)
Three HR Game: 3x, Last: Beer, 9/1/23 vs MID)
Grand Slam (Home): 13x: Last: Castillo, 8/15/23 vs. ARK)
Grand Slam (Road): 4x: Last: Duzenack, 7/30/23 @ MID
Inside-The-Park HR: 5x: Last: Lawlar (7/3/23 (1) vs TUL)
Back-To-Back HRs: 22x: Last: Roberts/Melendez (7/23/23 vs. WCH)
Back-To-Back-To-Back HRs:
B-2-B-2-B-2-B HRs: 9/11/21 vs. TUL - Garrett/Kennedy/Fletcher/Canzone (3rd inning)
HR, Both Sides of the Plate: 3x: Last: Stankiewicz (7/15/22 vs SA)
Hitting for the Cycle:

OPPONENTS OFFENSE

Most Runs, Game: 21 (2x: Last: 9/2/22 vs. FRI)
Most Runs, Inning: 11 (9/2/22 vs. FRI, 5th inning)
Most Hits, Game (Team): 23 (9/2/22 vs. FRI)
Most Hits, Game (Indiv.): 6 (Guldborg, 4/10/22 vs MID)
Fewest Hits, Game: 0 (2x: Last: 8/1/21 vs. SA - Frias no-hitter)
Most HRs, Game (Team): 9 (Last: 5/17/22 vs. TUL)
Most HRs, Game (Indiv.): 4 (Chandler Redmond, 8/10/22 vs SPR)
Most SBs, Game (Indiv.): 3 (Acuña, 4/30/23 vs. FRI)
Grand Slams: 24 (Last: Rivas, 9/6/23 @ ARK, off Ray, 2nd inning)
Most Runners LOB, Team: 16 (4/10/22 vs. MID)
Most Runs To Overcome Deficit: 10 (7/18/21 @ MID)

OPPONENTS PITCHING

Most Ks Team (9 innings): 17 (4x: Last: 8/12/23 @ TUL)
Most Ks, Team (extra innings): 19 (5/11/19 @ CC, 10)
Most Walks, Team: 12 (6/20 @ CC)
Shutout: 22x: Last: 8/31/23 vs. MID
Last Complete Game: Jones (5/26/22 (2) @ ARK)
Last Complete Game Shutout (7 IP): Jones (5/26/22 (2) @ ARK)
Most Ks, Individual: 14 (Dustin May, 6/22/19 @ TUL)
Most Walks, Individual: 7 (Robaina, 7/31/22 vs. CC)

OPPONENTS DEFENSE

Most Errors, Team: 4 (5x: Last: 7/22/22 @ MID)
Most Errors, Individual: 3 (3x: Last: Whitcomb, 4/12/23 vs. CC)
Most Ground Into Double Plays: 4 (2x: Last: 9/14/22 @ SA)

MISCELLANEOUS

Longest Home Game Time (9 innings): 4:08 (9/11/21 vs. TUL)
Shortest Home Game Time (9 innings): 1:56 (9/1/23 vs MID)
Longest Road Game Time (9 innings): 3:34 (7/29/19 @ NWA)
Shortest Road Game Time (9 innings): 1:50 (8/21/22 @ MID)
Longest Game Time (7 innings): 2:36 (9/1/21 @ SA)
Shortest Game Time (7 innings): 1:29 (5/26/22 (2) @ ARK)
Longest Extra-Inning Game: 4:08 (4/22/22 vs. SA, 11)
Longest Game (Innings): 13 (6/30/23 vs TUL)
Longest Game Delay (Home): 3:15 (5/18/21 vs. MID)
Longest Game Delay (Road): 1:53 (5/19/23 @ FRI)
Highest Attendance (Home): 7,588 (7/3/23 vs. TUL)
Highest Attendance (Road): 10,366 (5/18/19 @ FRI)
Lowest Attendance (Home): 3,231 (4/25/23 vs. FRI)
Lowest Attendance (Road): 1,906 (8/17/22 @ MID)
Largest Margin of Victory: 15 (19-4, 6/9/21 vs. CC)
Largest Margin of Defeat: 19 (21-2, 9/2/22 vs. FRI)

HR in 2 straight games: 68x: Last: De Los Santos (9/2-3/23 vs MID)
HR in 3 straight games: 10x: Last: Melendez (8/12 @ TUL-8/15-16/23 vs. ARK)
HR in 4 straight games: Roberts (6/30-7/3/23 vs TUL)
Triple in 2 Straight games: 5x: Last: Carroll (5/17-18 vs. TUL)
Triple in 3 straight games: Carroll, 6/12-15 vs. FRI, @ SA)
Five (5) RBI: 16x: Last: Duzenack (8/27/23 @ SA)
Six (6) RBI: 4x: Last: Forbes, (7/28/22 vs. CC)
Seven (7) RBI: 2x, Last: Vukovich (7/3/23 (1) vs TUL)
Four Runs: 10x: Last: Vukovich (7/3/23 (1) vs TUL)
Five Runs: Perdomo (9/11/21 vs. TUL)
Two Stolen Bases: 45x: Last: Dalesandro (8/13/23 @ TUL)
Three Stolen Bases: 9x: Last: Lawlar (8/10/23 @ TUL)
Four Stolen Bases:
Steal of home (straight): 2x: Last: Barrosa (9/4/22 vs FRI)
Steal of home (double steal): 3x: Last: Bliss/Lawlar (6/22/23 @ CC)
Four (4) Walks: 4x: Last: Roberts (8/12/23 @ TUL)
10 Total Bases in a Game: 9x: Last: Beer (9/1/23 vs. MID)
Most Total Bases in a game: 12 (5x: Last: Beer (9/1/23 vs. MID)

SOD POODLES TEAM

20 Runs, Game: 20, 9/11/21 vs. TUL
20 Hits, Game: 5x: Last: 20, 8/18/22 @ MID
10+ Runs, Inning: 2x: Last: 6/11/22 vs. FRI (11, 8th inning)
Back-to-back 15-hit games: 2x: Last: 4/22-4/23/22 vs. SA
Everyone in order gets a hit: 34x: Last: 8/16/23 vs. ARK
Everyone in order gets multiple-hits: 5/8/22 vs. MID
Everyone in order scores a run: 8x: Last: 8/16/23 vs. ARK
Only player in order to get a hit: 4x: Last: Diaz, G1, 9/1/21 @ SA
15+ Strikeouts, Game (Batting): 19x: Last: 8/12/23 @ TUL (17)
Triple Play:
Winning Streak: 7 (6/6-13/23)
Losing Streak: 7 (7/30-8/6/22)

DATE	NO	TRANSACTION
4/7	1	INF Camden Duzenack reinstated from the Dev. List, transferred to AMA.
4/11	2	RHP Josh Green reinstated from the Dev. List, assigned to AMA.
4/11	3	RHP Jackson Goddard placed on the Dev. List.
4/12	4	LHP Joe Mantiply assigned to AMA on MLB Rehab Assignment.
4/14	5	INF Camden Duzenack transferred to RNO.
4/18	6	LHP Joe Mantiply recalled from MLB Rehab Assignment to ARI.
4/18	7	RHP Jackson Goddard reinstated from Dev. List, assigned to AMA.
4/20	8	OF Caleb Roberts placed on AMA IL.
4/21	9	RHP Raffi Vizcaino transferred from AMA to RNO.
4/21	10	INF Jonathan Guzman transferred to AMA from HIL.
4/21	11	LHP Hugh Fisher transferred to AMA from HIL.
4/22	12	RHP Michel Otanez placed on AMA IL.
4/25	13	RHP Byrce Jarvis transferred from AMA to RNO.
4/25	14	LHP Dillon Larsen transferred to AMA from HIL.
4/25	15	RHP Marcos Tineo transferred to AMA from HIL.
5/2	16	RHP Mitchell Stump transferred to AMA from RNO.
5/2	17	LHP Dillon Larsen transferred from AMA to HIL.
5/5	18	INF Tristin English transferred from AMA to RNO.
5/5	19	INF Kevin Vicuña signed by ARI, assigned to AMA.
5/7	20	INF Jonathan Guzman placed on AMA IL.
5/8	21	INF Jarrod Watkins transferred to AMA from HIL.
5/10	22	RHP Josh Green placed on AMA IL.
5/13	23	RHP Michel Otanez reinstated from AMA IL.
5/14	24	INF Neyfy Castillo placed on AMA IL.
5/16	25	OF Caleb Roberts reinstated from AMA IL.
5/16	26	RHP Endrys Briceno transferred to AMA from RNO.
5/16	27	RHP Marcos Tineo released.
5/19	28	INF Camden Duzenack reinstated from RNO IL, transferred to AMA.
5/19	29	LHP Hugh Fisher placed on Dev. List.
5/20	30	RHP Zach Davies assigned to AMA on MLB Rehab.
5/23	31	INF Neyfy Castillo reinstated from IL.
5/23	32	INF Seth Beer reinstated from Dev. List, transferred to AMA.
5/23	33	INF Kevin Vicuña placed on Dev. List.
5/23	34	INF Jarrod Watkins released.
5/25	35	RHP Endrys Briceno transferred from AMA to RNO.
5/25	36	RHP Conor Grammes transferred to AMA from HIL.
5/26	37	RHP Michel Otanez transferred from AMA to RNO.
5/26	38	LHP Hugh Fisher reinstated from Dev. List.
6/1	39	RHP Josh Green reinstated from IL
6/1	40	LHP Hugh Fisher placed on Dev. List
6/13	41	RHP Christian Montes De Oca placed on IL
6/20	42	RHP Blake Workman released
6/20	43	LHP Andrew Saalfank transferred from AMA to RNO
6/20	44	RHP Michel Otanez transferred to AMA from RNO
6/20	45	RHP Peter Solomon transferred to AMA from RNO
6/21	46	INF Kevin Vicuña transferred from AMA to HIL
6/24	47	RHP Jackson Goddard placed on AMA IL
6/26	48	RHP Gerald Ogando transferred to AMA from HIL
6/29	49	RHP Raffi Vizcaino reinstated from RNO IL, transferred to AMA
6/29	50	RHP Christian Montes De Oca reinstated from IL
6/29	51	LHP Jake Rice placed on Dev. List
7/1	52	INF Kevin Vicuña transferred to AMA from HIL
7/1	53	INF Deyvison De Los Santos placed on the Dev. List
7/7	54	INF Julio Carrion transferred to AMA from VIS
7/7	55	INF Ryan Bliss placed on Temp. Inactive List
7/7	56	INF Jordan Lawlar placed on Temp. Inactive List
7/9	57	RHP Deyni Olivero placed on Dev. List
7/13	58	INF Jordan Lawlar reinstated from Temp. Inactive List
7/13	59	C J.J. D'Orazio transferred to AMA from HIL
7/13	60	LHP Yu-Min Lin transferred to AMA from HIL
7/13	61	LHP Will Mabrey transferred to AMA from HIL
7/13	62	INF Ivan Melendez transferred to AMA from HIL

[illegible][illegible]

Game	Date	Opponent	W/L	Winning Pitcher	Losing Pitcher	Save	Record	Standing	Attendance	TOG
1	4/6	@ FRI	L, 12-4	Anderson, G (1-0)	Jarvis, B (0-1)	-	0-1	T-2nd (-1.0)	8,320	2:28
2	4/7	@ FRI	W, 3-1	Albright, L (1-0)	Krauth, N (0-1)	Backhus, K (1)	1-1	T-1st (+0.5)	8,655	2:16
3	4/8	@ FRI	W, 5-3	Rice, J (1-0)	Starr, N (0-1)	Vizcaino, R (1)	2-1	T-1st (+1.0)	9,030	2:57
4/9-10		OFF								
4	4/11	CC	L, 5-4	Melendez, J (1-0)	Patrick, C (0-1)	Macuare, A (1)	2-2	T-2nd (-1.0)	5,452	2:26
5	4/12	CC	W, 13-10	Mantiply, J (1-0)	Robaina, J (0-1)	-	3-2	T-1st (+1.0)	4,093	3:16
6	4/13	CC	W, 5-2	Jarvis, B (1-1)	Cobos, F (0-1)	Montes De Oca, C (1)	4-2	1st (+1.0)	4,547	2:39
7	4/14	CC	L, 13-10	Sprinkle, J (1-0)	Albright, L (1-1)	-	4-3	T-1st (+1.0)	6,417	2:54
8	4/15	CC	W, 5-3	Mantiply, J (2-0)	Gordon, C (0-2)	Backhus, K (2)	5-3	1st (+1.0)	6,146	2:28
9	4/16	CC	L, 11-5	Melendez, J (2-0)	Patrick, C (0-2)	-	5-4	T-1st (+1.0)	5,187	2:54
4/17		OFF								
10	4/18	@ NWA	L, 16-6	Del Rosario, Y (1-0)	Olivero, D (0-1)	-	5-5	T-1st (+1.0)	2,399	2:40
11	4/19	@ NWA	W, 5-0	Jarvis, B (2-1)	Veneziano, A (1-1)	-	6-5	T-1st (+1.0)	2,792	2:29
12	4/20	@ NWA	W, 3-2 (10)	Otanez, M (1-0)	Biasi, D (1-1)	Rice, J (1)	7-5	1st (+0.5)	3,751	3:08
13	4/21	@ NWA	L, 5-0	Hoffmann, A (2-1)	Hill, J (0-1)	-	7-6	T-1st (+1.0)	4,690	2:26
14	4/22	@ NWA	L, 5-0	Marsh, A (1-0)	Patrick, C (0-3)	-	7-7	T-1st (+3.0)	4,856	2:14
15	4/23	@ NWA	W, 6-2	Saalfrank, A (1-0)	Way, B (0-2)	-	8-7	T-1st (+0.5)	4,640	2:48
4/24		OFF								
16	4/25	FRI	W, 9-7	Rice, J (2-0)	Starr, N (1-2)	Backhus, K (3)	9-7	T-1st (+1.0)	3,231	2:34
17	4/26	FRI	W, 12-11 (10)	Workman, B (1-0)	Church, M (0-1)	-	10-7	1st (+1.0)	3,275	3:24
18	4/27	FRI	L, 5-1	Roby, T (1-2)	Bain, J (0-1)	-	10-8	1st (+0.5)	6,239	2:38
19	4/28	FRI	L, 12-6	Speas, A (1-0)	Patrick, C (0-4)	-	10-9	2nd (-0.5)	4,393	2:55
20	4/29	FRI	W, 11-4	Olivero, D (1-1)	Leiter, J (0-2)	-	11-9	1st (+0.5)	5,928	2:38
21	4/30	FRI	L, 12-7	Church, M (1-1)	Tineo, M (0-1)	-	11-10	T-1st (+0.5)	5,125	2:53
5/1		OFF								
22	5/2	@ CC	L, 3-1	Robaina, J (1-2)	Fisher, H (0-1)	-	11-11	T-2nd (-1.0)	2,774	2:05
23	5/3	@ CC	W, 3-0	Pope, A (1-0)	Kouba, R (1-1)	Backhus, K (4)	12-11	T-1st (+1.5)	2,401	2:15
24	5/4	@ CC	L, 6-1	Gordon, C (2-2)	Patrcik, C (0-5)	-	12-12	T-2nd (-1.0)	3,678	2:11
25	5/5	@ CC	W, 12-8	Goddard, J (1-0)	Plumlee, P (0-1)	-	13-12	T-1st (+2.5)	4,651	3:13
26	5/6	@ CC	L, 12-7	VanWey, L (1-0)	Tineo, M (0-2)	-	13-13	T-2nd (-1.0)	4,327	2:49
27	5/7	@ CC	L, 5-4	Arrighetti, S (2-2)	Albright, L (1-2)	McDonald, C (1)	13-14	T-2nd (-2.0)	4,726	2:28
5/8		OFF								
28	5/9	MID	L, 11-9	Supak, T (2-0)	Hill, J (0-2)	-	13-15	2nd (-3.0)	6,284	2:47
29	5/10	MID	W, 6-3	Saalfrank, A (2-0)	Salinas, R (1-2)	-	14-15	2nd (-2.0)	4,495	2:20
30	5/11	MID	L, 16-6	Pérez, F (1-0)	Olivero, D (1-2)	-	14-16	2nd (-3.0)	5,363	2:56
31	5/12	MID	L, 6-1	Cushing J (1-0)	Tineo, M (0-3)	-	14-17	3rd (-4.0)	7,165	2:27
	5/13	MID	PPD							
32	5/14(1)	MID	W, 10-1	Albright, L (2-2)	Ginn, J (0-2)	-	15-17	-	0	1:40
33	5/14(2)	MID	L, 13-1	Tomioka, S (1-0)	Hill, J (0-3)	-	15-18	3rd (-4.0)	4,621	2:32
5/15		OFF								
34	5/16	@ FRI	L, 3-2	Church, M (2-2)	Goddard, J (1-1)	Starr, N (1)	15-19	3rd (-4.0)	10,019	2:30
35	5/17	@ FRI	L, 10-4	Leiter, J (2-2)	Olivero, D (1-3)	-	15-20	T-4th (-4.0)	2,890	2:27
36	5/18	@ FRI	L, 7-1	Garcia, R (1-3)	Bain, J (0-2)	-	15-21	5th (-4.0)	3,480	2:13
37	5/19	@ FRI	W, 2-1	Albright, L (3-2)	White, O (1-1)	Rice, J (2)	16-21	T-4th (-4.0)	5,943	2:24 (1:53)
38	5/20	@ FRI	L, 8-7 (10)	Kelly, A (2-0)	Stumpo, M (0-1)	-	16-22	T-4th (-5.0)	7,070	3:26
39	5/21	@ FRI	W, 3-1	Patrick, C (1-5)	Church, M (2-3)	Montes De Oca, C (2)	17-22	T-4th (-5.0)	6,306	2:32
5/22		OFF								
40	5/23	@ SA	L, 14-4	Bachar, L (2-0)	Olivero, D (1-4)	-	17-23	5th (-5.0)	5,054	2:48
41	5/24	@ SA	L, 4-3	Hernandez, N (3-1)	Montes De Oca, C (0-1)	-	17-24	5th (-5.0)	4,990	2:35
42	5/25	@ SA	L, 5-4	Kopps, K (3-0)	Otanez, M (1-1)	Jacob, A (1)	17-25	5th (-6.0)	3,549	2:35
43	5/26	@ SA	L, 8-2	Wolf, J (3-5)	Hill, J (0-4)	-	17-26	5th (-7.0)	4,124	2:57
44	5/27	@ SA	W, 1-0	Patrick, C (2-5)	Snider, D (0-3)	Saalfrank, A (1)	18-26	5th (-6.0)	4,828	2:30
45	5/28	@ SA	W, 9-3	Grammes, C (1-0)	Henry, H (1-2)	-	19-26	5th (-5.0)	3,530	2:46
5/29		OFF								
46	5/30	SPR	W, 7-1	Bain, J (1-2)	Gragg, L (0-3)	-	20-26	5th (-4.0)	4,179	2:11
47	5/31	SPR	W, 13-8	Stumpo, M (1-1)	Sawyer, L (1-2)	-	21-26	4th (-4.0)	4,177	3:03
48	6/1	SPR	W, 3-2	Grammes, C (2-0)	Pereira, W (3-3)	-	22-26	4th (-4.0)	4,690	1:54
49	6/2	SPR	PPD							
49	6/3 (1)	SPR	L, 5-4 (8)	Roycroft, C (1-0)	Backhus, K (0-1)	Granillo, A (2)	22-27	4th (-3.5)	-	2:26
50	6/3 (2)	SPR	W, 6-1 (7)	Olivero, D (2-4)	Hernandez, K (5-2)	-	23-27	4th (-4.0)	6,502	1:39
51	6/4	SPR	L, 6-5	Sawyer, L (2-2)	Grammes, C (2-1)	-	23-28	4th (-4.0)	5,636	2:44

GAME	DATE	OPPONENT	W/L	WINNING PITCHER	LOSING PITCHER	SAVE	RECORD	STANDING	ATTENDANCE	TOG
52	6/6	@ MID	W, 8-4	Albright, L (4-2)	Estes, J (3-4)	--	24-28	4th (-4.0)	3,738	2:33
53	6/7	@ MID	W, 4-0	Green, J (1-0)	Cusick, R (3-3)	--	25-28	3rd (-4.0)	3,042	2:35
54	6/8	@ MID	W, 12-3	Patrick, C (3-5)	Leal, D (2-2)	--	26-28	T-2nd (-3.0)	3,711	2:29
55	6/9	@ MID	W, 7-5	Olivero, D (3-4)	Howard, B (2-3)	Backhus, K (5)	27-28	T-2nd (-3.0)	6,290	2:19
56	6/10	@ MID	W, 13-10	Saalfrank, A (3-0)	Kubo, T (0-1)	Green, J (1)	28-28	2nd (-3.0)	5,032	2:46
57	6/11	@ MID	W, 4-1	Albright, L (5-2)	Estes, J (3-5)	Backhus, K (6)	29-28	2nd (-2.0)	2,190	2:23
	6/12	OFF								
58	6/13	SA	W, 10-2	Hill, J (1-4)	Wolf, J (5-6)	--	30-28	2nd (-1.0)	5,109	2:50
59	6/14	SA	L, 5-2	Quezada, J (1-1)	Patrick, C (3-6)	--	30-29	2nd (-2.0)	4,996	2:34
60	6/15	SA	L, 11-9	Blanchard, J (1-0)	Backhus, K (0-2)	Jacob, A (4)	30-30	2nd (-3.0)	5,703	3:36
61	6/16	SA	L, 12-9	Leasher, A (1-0)	Bain, J (1-3)	Malacki, B (1)	30-31	T-2nd (-4.0)	6,838	2:40
62	6/17	SA	W, 9-7	Saalfrank, A (4-0)	Gonzalez, B (0-1)	Green, J (2)	31-31	2nd (-3.0)	7,258	2:42
63	6/18	SA	L, 11-4	Wolf, J (6-6)	Goddard, J (1-2)	--	31-32	2nd (-4.0)	6,352	2:38
	6/19	OFF								
64	6/20	@ CC	L, 12-6	Brown, T (1-1)	Olivero, D (3-5)	--	31-33	T-2nd (-4.0)	3,351	3:03
65	6/21	@ CC	L, 5-4	Robaina, J (6-4)	Patrick, C (3-7)	McDonald, C (4)	31-34	3rd (-5.0)	3,587	2:28
66	6/22	@ CC	W, 7-5	Backhus, K (1-2)	Gaither, R (0-1)	--	32-34	T-2nd (-4.0)	4,084	2:55
67	6/23	@ CC	L, 10-9	Brown, T (2-1)	Stumpo, M (1-2)	--	32-35	3rd (-5.0)	4,612	2:57
68	6/24	@ CC	W, 5-3	Hill, J (2-4)	Chaidez, A (1-4)	--	33-35	T-2nd (-4.0)	6,008	2:35
69	6/25	@ CC	W, 6-3	Olivero, D (4-5)	Kouba, R (4-3)	--	34-35	2nd (-3.0)	5,991	2:18
END OF 1ST HALF										
70	6/28	TUL	W, 6-4	Backhus, K (2-2)	Dodson, T (4-5)	--	35-35, 1-0	T-1st (+1.0)	4,723	2:25
71	6/29	TUL	W, 12-7	Pope, A (2-0)	Frasso, N (1-3)	Green, J (3)	36-35, 2-0	T-1st (+1.0)	5,419	2:57
72	6/30	TUL	L, 7-6 (13)	Fisher, B (5-1)	Grammes, C (2-2)	--	36-36, 2-1	T-2nd (-1.0)	6,731	3:42
73	7/1	TUL	W, 12-10	Backhus, K (3-2)	Acosa, A (0-3)	--	37-36, 3-1	T-2nd (-1.0)	6,860	3:28
74	7/2	TUL	PSTP							
74	7/3 (1)	TUL	W, 15-7	Olivero, D (5-5)	Casparius, B (0-3)	--	38-36, 4-1			1:54
75	7/3 (2)	TUL	W, 10-9	Montes De Oca, C (1-1)	Sublette, R (1-3)	Green, J (4)	39-36, 5-1	T-1st (+2.0)	7,588	2:26
76	7/4	@ SPR	L, 9-8	Martinez, J (2-1)	Backhus, K (3-3)	Sawyer, L (6)	39-37, 5-2	T-1st (+1.0)	6,423	3:05
77	7/5	@ SPR	L, 5-4	Sawyer, L (3-2)	Vizcaino (0-1)	--	39,38, 5-3	2nd (-1.0)	2,203	2:33
78	7/6	@ SPR	L, 5-3	Pope, B (1-1)	Montes De Oca, C (1-2)	Granillo, A (8)	39-39, 5-4	2nd (-1.5)	3,358	2:26
79	7/7	@ SPR	PSTP							
79	7/8 (1)	@ SPR	W, 4-3	Hill, J (3-4)	Pereira, W (5-5)	Pope, A (1)	40-39, 6-4		--	2:07
80	7/8 (2)	@ SPR	W, 7-6	Backhus, K (4-3)	Pope, B (1-2)	Green, J (5)	41-39, 7-4	2nd (-1.0)	4,200	2:16
81	7/9	@ SPR	W, 9-6	Ogando, G (1-0)	Komar, B (1-5)	Vizcaino, R (2)	42-39, 8-4	T-1st (+2.0)	2,517	2:56
	7/10-13	OFF								
ALL-STAR BREAK										
82	7/14	FRI	L, 8-3	Wolfram, G (5-0)	Albright, L (5-3)	--	42-40, 8-5	2nd (-1.0)	7,015	2:37
83	7/15	FRI	W, 11-4	Hill, J (4-4)	Krauth, N (2-6)	--	43-40, 9-5	T-1st (+2.0)	6,871	2:33
84	7/16	FRI	W, 8-0	Lin, Y (1-0)	Bremer, N (0-1)	--	44-40, 10-5	T-1st (+3.0)	6,036	2:24
	7/17	OFF								
85	7/18	WCH	W, 10-7	Otanez, M (2-1)	Luna, C (1-6)	Mabrey, W (1)	45-40, 11-5	1st (+1.0)	4,394	2:23
86	7/19	WCH	W, 7-5	Grammes, C (3-2)	Floyd, T (2-2)	Backhus, K (7)	46-40, 12-5	1st (+2.0)	3,885	2:50
87	7/20	WCH	L, 4-1	Bentley, D (2-1)	Albright, L (5-4)	--	46-41, 12-6	1st (+2.0)	5,584	2:47
88	7/21	WCH	W, 3-2	Hill, J (5-4)	Raya, M (0-1)	Ogando, G (1)	47-41, 13-6	1st (+3.0)	7,120	2:08
89	7/22	WCH	W, 8-2	Lin, Y (2-0)	Adams, T (2-7)	--	48-41, 14-6	1st (+3.0)	6,538	2:24
90	7/23	WCH	L, 12-6	Mattson, I (1-1)	Ogando, G (1-1)	--	48-42, 14-7	1st (+2.0)	5,174	2:49
	7/24	OFF								
91	7/25	@ MID	L, 7-5	Feltman, D (5-1)	Otanez, M (2-2)	Juan, J (1)	48-43, 14-8	1st (+1.0)	2,455	2:47
92	7/26	@ MID	W, 9-1	Albright, L (6-4)	Beers, B (2-6)	--	49-43, 15-8	1st (+2.0)	2,655	2:40
93	7/27	@ MID	L, 4-1	Cushing, J (5-4)	Hill, J (5-5)	Tomioka, S (2)	49-44, 15-9	1st (+1.0)	3,293	2:18
94	7/28	@ MID	L, 10-9	De La Cruz, J (1-0)	Ogando, G (1-2)	Baum, T (1)	49-45, 15-10	T-1st (+1.0)	3,712	2:51
95	7/29	@ MID	W, 7-3	Mabrey, W (1-0)	Leal, D (3-5)	--	50-45, 16-10	T-1st (+2.0)	4,350	2:26
96	7/30	@ MID	W, 6-2	Patrick, C (4-7)	Holman, G (0-2)	--	51-45, 17-10	1st (+1.0)	2,041	2:25
	7/31	OFF								
97	8/1	CC	W, 7-5	Albright, L (7-4)	Gomez, C (1-3)	Mabrey, W (2)	52-45, 18-10	1st (+2.0)	4,536	2:35
98	8/2	CC	L, 13-11	Henley, B (2-4)	Backhus, K (4-4)	--	52-46, 18-11	1st (+1.0)	4,507	2:51
99	8/3	CC	W, 4-3	Rice, J (3-0)	Brown, T (3-2)	--	53-46, 19-11	1st (+2.0)	6,008	2:33
100	8/4	CC	L, 6-3	Robaina, J (8-4)	Lin, Y (2-1)	--	53-47, 19-12	1st (+1.0)	5,614	2:43
101	8/5	CC	W, 8-7	Backhus, K (5-4)	VanWey, L (1-1)	--	54-47, 20-12	1st (+2.0)	6,175	2:58
102	8/6	CC	L, 14-8	Macuare, A (1-1)	Albright, L (7-5)	--	54-48, 20-13	1st (+1.0)	5,875	3:08
	8/7	OFF								

