

# OMAHA STORM CHASERS GAME NOTES

## AT COLUMBUS CLIPPERS

RHP Cody Poteet (0-0, --, ERA) @ RHP Jerad Eickhoff (1-7, 7.27 ERA)

Saturday, September 23, 2023 | Game #144 | 2nd Half Game #72 | Road Game #69

12:05 CT/1:05 ET First Pitch | Huntington Park | Columbus, Ohio

Radio: [stormchasers.milb.com](http://stormchasers.milb.com) | TV: Bally Live, MiLB.TV

29-42 / 67-76

34-37 / 67-78

Omaha Storm Chasers | 12356 Ballpark Way, Papillion, Nebraska 68046 | (402) 738-5100 | [OmahaStormChasers.com](http://OmahaStormChasers.com) | @OMASstormChasers

### UPCOMING SCHEDULE & PROBABLE PITCHERS

#### UPCOMING GAMES

#### OPPONENT

#### TIME (CT)

#### PROBABLE PITCHERS

Sunday, September 24

@ Columbus

12:05 p.m. CT

RHP Andrew Hoffmann (3-3, 5.73 ERA) @ TBD

### SEASON OVER

#### THE MATCHUP

(UNDERLINE = MiLB LEADER) (BOLD = TRIPLE-A LEADER) (ITALICS = TRIPLE-A WORST)

.258 (12TH) < <b>AVG</b>	.251 (17TH)	5.36 (14TH) - <b>ERA</b>	5.36 (14TH)
757 (16TH) <b>R</b>	> 802 (10TH)	1.57 (13TH) - <b>WHIP</b>	1.57 (13TH)
1,233 (16TH) < <b>H</b>	1,212 (18TH)	.266 (14TH) <b>AVG</b>	> .254 (6TH)
172 (14TH)	<b>HR</b> > 175 (13TH)	1256.2 (15TH) < <b>IP</b>	1255.0 (16TH)
667 (14TH) <b>BB</b>	> 670 (13TH)	1,293 (14TH) <b>H</b>	> 1,205 (5TH)
1,251 (6TH) < <b>K</b>	1,280 (9TH)	815 (13TH) <b>R</b>	> 802 (11TH)
<b>222</b> (1ST) < <b>SB</b>	109 (16TH)	207 (16TH) < <b>HR</b>	210 (17TH)
.354 (14TH) < <b>OBP</b>	.349 (17TH)	685 (13TH) < <b>BB</b>	763 (19TH)
.434 (12TH) < <b>SLG</b>	.430 (15TH)	1,267 (13TH) <b>K</b>	> 1,280 (11TH)
.788 (14TH) < <b>OPS</b>	.779 (16TH)	2 (17TH) <b>SHO</b>	> 7 (3RD)

ALL-TIME vs. Clippers.....**42-31 (.575)**  
SINCE 2021 in Omaha.....**15-9 (.625)**  
SINCE 2021 in Columbus.....**17-11 (.607)**

2023 vs. Clippers.....**12-4 (.750)**  
2023 at Werner Park.....**6-0 (1.000)**  
2023 at Huntington Park.....**6-4 (.600)**

DATE H/R	SCORE	WIN	LOSS	SAVE
6/13 H	<b>W, 6-5</b>	C. Snider	M. Kelly	B. Kriske
6/14 H	<b>W, 6-1</b>	A. Marsh	G. Williams	-
6/15 H	<b>W, 4-2</b>	M. Castillo	H. Gaddis	B. Kriske
6/16 H	<b>W, 4-1</b>	A. Veneziano	T. Ponticelli	-
6/17 H	<b>W, 13-4</b>	D. Parrish	J. Romero	-
6/18 H	<b>W, 6-4</b>	J. Heasley	J. Cantillo	C. Snider
7/25 R	<b>L, 10-2</b>	J. Eickhoff	J. Bowlan	-
7/26 R	<b>W, 5-2</b>	W. Pennington	C. Smith	W. Klein
7/27 R	<b>W, 5-2</b>	C. Ragans	H. Gaddis	J. Kowar
7/28 R	<b>W, 7-6</b>	M. Castillo	T. Ponticelli	W. Klein
7/29 R	<b>L, 6-3</b>	P. Diehl	A. Veneziano	T. Herrin
7/30 R	<b>W, 7-5</b>	J. Bowlan	B. Battenfield	-
9/19 R	<b>W, 7-3</b>	A. Hoffmann	T. McKenzie	-
9/20 R	<b>W, 4-2</b>	M. Castillo	Z. Plesac	-
9/21 R	<b>L, 8-3</b>	J. Cantillo	B. de Geus	-
9/22 R	<b>L, 4-3</b>	T. Herrin	D. Coleman	-
9/23 R				
9/24 R				

#### STORM CHASERS ON THE RISE

5 Omaha players that appear on a Top-30 Royals prospects ranking

PLAYER (Position)	MLB PIPELINE	BASEBALL AMERICA
Tyler Gentry (OF)	Royals No. 8	Royals No. 9
Will Klein (RHP)	Royals No. 25	Royals No. 22
Devin Mann (INF)	Royals No. 27	Royals No. 21
Samad Taylor (INF/OF)	-	Royals No. 26
Christian Chamberlain (LHP)	-	Royals No. 30

#### STORM CHASERS PRESS BOX

Game Notes compiled by Nicholas Badders

Credential Requests: [nicholasb@omahastormchasers.com](mailto:nicholasb@omahastormchasers.com)

Omaha Storm Chasers gameday information, as well as the 2023 Storm Chasers Media Guide can be found at [milb.com/omaha/ballpark/media](http://milb.com/omaha/ballpark/media).

#### YESTERDAY'S GAME

	1	2	3	4	5	6	7	8	9	R	H	E	LO
Omaha	0	0	0	0	1	2	0	0	0	3	8	0	5
Columbus	0	0	0	0	0	0	3	0	1	4	5	1	6

WIN: Tim Herrin (7-2) | LOSS: Dylan Coleman (1-4) | SAVE: None

**COLUMBUS, OHIO** – The Omaha Storm Chasers fell in walk-off fashion Friday night at Huntington Park, as the Columbus Clippers scored four unanswered runs in a 4-3 Omaha loss, the team's 11th walk-off loss this season.

- ✦ The game began as a pitcher's duel that saw Omaha hold Columbus scoreless over the first six innings. Storm Chasers starter **Jonathan Heasley** allowed just two hits over 3.0 scoreless innings, then left-hander **Walter Pennington** fired three hitless and scoreless innings of relief behind Heasley.
- ✦ While Heasley did not get any run support, the Chasers finally cracked the scoreboard once Pennington was in the game. **José Briceño** opened the top of the 5th inning with a solo homer, his 8th long ball of the season and his 4th straight game with a home run.
- ✦ Three doubles in the top of the 6th inning plated two more runs, as **Tyler Gentry** doubled to open the frame, then scored on a **Nate Eaton** double and Briceño doubled in Eaton for a 3-0 lead ... after Briceño's double, the final 10 Omaha hitters of the evening were retired.
- ✦ Pennington retired nine of the 11 hitters he faced and handed the ball off to **Taylor Herrin**, who allowed four of his six hitters to reach ... the lefty walked two, then allowed a game-tying three-run homer to **Angel Martínez** to put the score at 3-3.
- ✦ After Herrin allowed a two-out single, **Evan Sisk** got the final out of the 7th inning, then **Will Klein** fired a 1-2-3 8th inning to send the game to the 9th tied at 3-3.
- ✦ Omaha was retired in order in the top of the 9th inning and right-hander **Dylan Coleman** took over for the bottom of the 9th ... while he struck out a pair in the ninth, Coleman couldn't get the final out as he hit a batter, issued an intentional walk and surrendered a walk-off single to **Juan Brito**, the 11th walk-off loss for Omaha of the team's 35 road losses this season.

#### NOTES AND NUGGETS

##### THAT'S WHAT SPEED DO

The Chasers have **222** steals in 143 games (average 1.55 SB/game) and have been caught 52 times for a success rate of 81.02% ... **this is a franchise record for steals in a season.**

- ✦ Omaha's 221 steals are the most in Triple-A and tied 10th in all of Minor League Baseball ... the Clearwater Threshers (Philadelphia Single-A) lead the minors (270).
- ✦ **Edward Olivares' steal of 2nd base in the bottom of the first inning on August 29th was Omaha's 193, breaking the club's single-season record of 192, set in 1986.**
- ✦ The Chasers have stolen at least one base in 92 of 143 games (64%), with multiple steals in 61 games and 13 occasions of 5+ steals.
- ✦ Omaha stole 135 bases over the first 63 games of the season (2.14 SB/G)... with team stolen base leaders **Dairon Blanco** (47) and **Samad Taylor** (38) both called up to Kansas City in mid-June, the Chasers have 87 steals in 80 games since Taylor was first recalled on June 16 (1.09 SB/G), which ranks 7th in the league in that time.

##### HEY, HO, ANGELO!

Shortstop **Angelo Castellano** has been one of Omaha's most productive and consistent hitters in the second half, but is also now tied for the team lead in homers.

- ✦ Since his 9th inning homer last Thursday, Castellano has reached base in 17 of his last 23 plate appearances, with 11 H (4 HR), 4 BB & 2 HBP.
- ✦ In the 2nd half of the season (since June 28), Castellano's 33 runs batted are 1st on the Storm Chasers, while his 11 home runs are tied 1st and 101 total bases are tied 2nd ... he is just shy of having enough plate appearances to qualify, but if he did, his .329 average and 1,038 OPS would rank as the team's best in the 2nd half.
- ✦ His solo homer in the 5th inning Thursday was his 15th of the season, furthering a new career-high ... he's also set career-highs this year with 21 doubles, 55 RBI, 160 total bases and 53 walks.

##### TYLER, THE CREATOR OF RUNS

Since the start of the second half, right fielder **Tyler Gentry** has been Omaha's best hitter and leads the team in nearly every offensive category.

- ✦ From June 28 to today, Gentry leads qualified Storm Chasers hitters with his .290/.422/.488 slashline and .910 OPS ... in the 2nd half, Gentry is also 1st on the team in hits (60) and walks (46), while tied 2nd in total bases (101), 3rd in runs batted in (29) and 3rd in homers (9).
- ✦ Overall in 2023, Gentry is the team leader in RBI (70), hits (119), doubles (28), extra-base hits (45), total bases (196), walks (81) and runs scored (67), tied 1st in homers (15) ... his 81 walks rank also tied 5th in the International League.
- ✦ Gentry has made 109 starts in RF this season and played 960.2 innings there, the most time played by a player at one position in a single season in the Storm Chasers era (since 2011) ... the last Omaha player to do this in a season was **Jordan Parraz** on the 2010 Omaha Royals, who made 109 starts and played 984.2 innings in right field.

##### TWO TICKETS TO PARADISE

The Storm Chasers held Columbus to just two runs Wednesday, which appears to be a key to success this season.

- ✦ Omaha is 25-0 when holding the opponent to 2 runs or fewer this season, representing 37% of their victories this year ... the Chasers have a pair of shutout wins, with 10 games of 1 run allowed and 13 games with 2 runs allowed.

##### THE MANN, THE MYTH, THE LEGEND

After a slow start, to his Storm Chasers tenure, infielder **Devin Mann** has been one of the team's best hitters in the month of September.

- ✦ , Mann's numbers between Omaha and the Oklahoma City Dodgers rank him as one of the best hitters in Triple-A ... his 41 doubles are the most of any AAA hitter, while 62 extra-base hits are 4th and 86 runs batted in are tied 15th ... his 41 doubles rank 3rd among ALL minor league hitters in 2023, just 4 behind the MiLB leader.

#### AT A GLANCE

##### RECENT (L2)

Last 5 Games ..... 3-2  
Last 10 Games ..... 5-5  
Last 20 Games ..... 10-10

##### SPLIT SEASON

1st Half ..... 38-34  
2nd Half ..... 29-42

##### HOME/AWAY

Home Games ..... 33-41  
Away Games ..... 34-35

##### TIME OF DAY

Night Games ..... 45-61  
Day Games ..... 22-15

##### MONTH

March ..... 1-0  
April ..... 9-15  
May ..... 12-14  
June ..... 17-7  
July ..... 11-12  
August ..... 7-19  
September ..... 10-9

##### OPPONENT

vs. Columbus ..... 12-4  
vs. Gwinnett ..... 2-9  
vs. Indianapolis ..... 12-5  
vs. Iowa ..... 8-13  
vs. Louisville ..... 5-13  
vs. Memphis ..... 2-4  
vs. Nashville ..... 2-4  
vs. Rochester ..... 4-2  
vs. Scranton/WB ..... 3-3  
vs. St. Paul ..... 9-9  
vs. Toledo ..... 8-10

##### DAY OF THE WEEK

on Monday ..... 0-1  
on Tuesday ..... 11-12  
on Wednesday ..... 9-14  
on Thursday ..... 9-15  
on Friday ..... 15-11  
on Saturday ..... 10-12  
on Sunday ..... 13-10

##### THIS WEEK'S SERIES

Record ..... 2-2  
Batting Average ..... (.239)  
Runs/Per Game .... 17/4.25  
Home Runs ..... 7  
ERA ..... 4.41 (17 ER / 34.2 IP)  
Strikeouts (K/9) ..... 36 (9.3)  
Saves/Opportunities .... 1/2

### QUICK FACTS

**Founded**..... 2011 (1969-2010: Omaha Royals/Golden Spikes)  
**Colors**..... Royal Blue, Twister Gold, Blackout Black  
**League**..... International League (Since 2021)  
**Ownership**..... Alliance Baseball Omaha LLC  
**General Manager**..... Laurie Schlender (4th Year)  
**Home Ballpark (Capacity)**..... Werner Park (9,023, 6,254 fixed seats)  
**Dimensions**..... LF- 310 CF- 402 RF- 315

### ACTIVE ROSTER BREAKDOWN

Age 23.....2	Native of Dominican Republic.....0
Age 24.....3	Native of United States.....23
Age 25.....8	Native of Venezuela.....3
Age 26.....6	<b>Acquired by Royals via Free Agency</b> .....7
Age 27.....5	(International).....1 (Minor League) ...4 (Undrafted).....2
Age 28.....1	<b>Acquired by Royals via Trade</b> .....8
Age 29.....1	<b>Acquired by Royals via Waivers</b> .....2
Age 30.....2	<b>Acquired by Royals via First Year Player Draft</b> .....9
<b>Average Age ....25 Years 337 Days</b>	(High School).....0 (Rounds 1-5).....4 (2017 Draft).....0
<b>Median Age .....26</b>	(2nd Year/College).....1 (Rounds 6-10).....2 (2018 Draft).....2
	(3rd Year/College).....6 (Rounds 11-20).....1 (2019 Draft).....4
	(4th+ Year/College).....2 (Rounds 21-40).....2 (2020 Draft).....3

### PRO-NUN-SEE-AY-SHUNS

#### PLAYERS

**0** SAMAD TAYLOR .....(suh-mod)  
**2** RYAN GOINS.....(GO-ins)  
**3** MORGAN MCCULLOUGH.....(muh-KULL-uh)  
**6** CLAY DUNGAN.....(duhn-ginn)  
**17** ANGELO CASTELLANO.....(kass-tay-AH-noh)  
**36** BRETT DE GEUS.....(duh GUS)  
**41** KALE EMSHOFF.....(EM-shoff)  
**55** JONAH DIPOTO.....(dih-POH-to)  
**60** JOSÉ BRICEÑO.....(bree-SEN-yo)

#### COACHES

**23** MIKE JIRSCHKE.....(jursh-LEE)  
**33** DAVID NOWORYTA.....(Nova-REE-tah)  
**52** BIJAN RADEMACHER.....(bee-ZHON RAH-de-moch-err)

### UNIFORM RECORDS

#### STANDARD UNIFORMS

 <b>Blue Vortex</b> (11-20) Home: 11-20 Road: 0-0	 <b>Blue O-Bolt</b> (39-38) Home: 5-3 Road: 34-35	 <b>Powder SC</b> (9-6) Home: 9-6 Road: 0-0	 <b>Powder O</b> (5-2) Home: 5-2 Road: 0-0
 <b>Home White</b> (11-16) Home: 11-16 Road: 0-0	 <b>Road Grey</b> (16-13) Home: 0-0 Road: 16-13	 <b>Blue O-Bolt</b> (22-23) Home: 5-3 Road: 17-20	 <b>Powder Blue</b> (9-6) Home: 9-6 Road: 0-0

#### SPECIALTY/THEME NIGHT UNIFORMS (5-15)

 <b>Black O-Bolt</b> Home: 1-5 Road: 0-0	 <b>Patriotic</b> Home: 0-1 Road: 0-1	 <b>Runzas</b> Home: 0-1 Road: 0-0	 <b>Cattlemen</b> Home: 0-1 Road: 0-0	 <b>Rockets</b> Home: 1-0 Road: 0-0	 <b>Marvel</b> Home: 1-0 Road: 0-0	 <b>Throwback</b> Home: 0-1 Road: 0-0
 <b>Community</b> Home: 1-5 Road: 0-0	 <b>Star Wars</b> Home: 1-0 Road: 0-0	 <b>Patriotic</b> Home: 0-3 Road: 0-0	 <b>Runzas</b> Home: 0-1 Road: 0-0	 <b>Cattlemen</b> Home: 0-1 Road: 0-0	 <b>Rockets</b> Home: 1-0 Road: 0-0	 <b>Marvel</b> Home: 1-0 Road: 0-0

### RECENT TRANSACTIONS

#### 2023 BREAKING ROSTER (8 players still active underlined>)

**Pitchers (15):** RHP Max Castillo, LHP Austin Cox, RHP Jonathan Heasley, RHP Jackson Kowar, RHP Brooks Kriske, LHP Marcelo Martinez, RHP Mike Mayers, RHP Andrés Núñez, LHP Drew Parrish, LHP Evan Sisk, RHP Collin Snider, RHP Josh Staumont, LHP Josh Taylor, RHP Ryan Weiss, RHP Nick Wittgren

**Catchers (3):** Freddy Fermin, Logan Porter, Jakson Reetz


**Infielders (6):** CJ Alexander, Angelo Castellano, Maikel Garcia, Nick Loftin, Nick Pratto, Samad Taylor

**Outfielders (3):** Dairon Blanco, Tucker Bradley, Tyler Gentry

**75 DIFFERENT PLAYERS HAVE APPEARED IN A GAME FOR OMAHA IN 2023 (35 HITTERS, 40 PITCHERS)**


<b>145.</b> 8/10 OF <u>Nelson Velázquez</u> recalled by KANSAS CITY from Omaha	<b>171.</b> 9/1 RHP <u>Joe Barlow</u> designated for assignment
<b>146.</b> RHP <u>Brett de Geus</u> transferred to Omaha from NW Arkansas (AA)	INF <u>Nick Loftin</u> selected by KANSAS CITY from Omaha
<b>147.</b> 8/12 RHP <u>Max Castillo</u> recalled by KANSAS CITY from Omaha	OF <u>Edward Olivares</u> recalled by KANSAS CITY from Omaha
<b>148.</b> RHP <u>Jonathan Heasley</u> optioned to Omaha	RHP <u>James McArthur</u> recalled by KANSAS CITY from Omaha
<b>149.</b> RHP <u>Andrew Hoffmann</u> transferred to Omaha from NW Arkansas (AA)	INF <u>Morgan McCullough</u> transferred to Omaha from NW Arkansas (AA)
<b>150.</b> 8/13 OF <u>Edward Olivares</u> optioned to Omaha	RHP <u>Will Klein</u> placed on the 7-Day Injured List
<b>151.</b> OF <u>Bubba Thompson</u> claimed off waivers from TEXAS and optioned to Omaha	LHP <u>Christian Chamberlain</u> activated from the 7-Day Injured List
<b>152.</b> INF <u>Adeiny Hechavarria</u> released	RHP <u>Joe Barlow</u> sent outright to Omaha
<b>153.</b> OF <u>Brewer Hicklen</u> placed on the development list	INF <u>Samad Taylor</u> optioned to Omaha
<b>154.</b> 8/15 OF <u>Tucker Bradley</u> transferred to NW Arkansas (AA) from Omaha	INF <u>Matt Beatty</u> optioned to Omaha
<b>155.</b> OF <u>Brewer Hicklen</u> reinstated from the development list	INF <u>Nick Pratto</u> returned to KANSAS CITY from rehab assignment
<b>156.</b> 8/16 RHP <u>James McArthur</u> optioned to Omaha	LHP <u>Kale Emshoff</u> transferred to Omaha from Quad Cities (A+)
<b>157.</b> OF <u>Brewer Hicklen</u> placed on the development list	C <u>Tyler Cropley</u> optioned to Omaha
<b>158.</b> 8/17 RHP <u>Jackson Kowar</u> recalled by KANSAS CITY from Omaha	C <u>Tyler Cropley</u> designated for assignment
<b>159.</b> INF <u>Nick Pratto</u> sent on a rehab assignment to Omaha	C <u>Logan Porter</u> selected by KANSAS CITY from Omaha
<b>160.</b> 8/18 RHP <u>Max Castillo</u> optioned to Omaha	RHP <u>Will Klein</u> activated from the 7-Day Injured List
<b>161.</b> 8/22 LHP <u>Drew Parrish</u> transferred to NW Arkansas (AA) from Omaha	C <u>Tyler Cropley</u> sent outright to Omaha
<b>162.</b> RHP <u>Dylan Coleman</u> optioned to Omaha	C <u>Kale Emshoff</u> placed on the development list
<b>163.</b> 8/23 OF <u>Brewer Hicklen</u> traded to Philadelphia Phillies	C <u>Tyler Cropley</u> selected by KANSAS CITY from Omaha
<b>164.</b> 8/25 RHP <u>Collin Snider</u> recalled by KANSAS CITY from Omaha	C <u>Kale Emshoff</u> activated from the development list
<b>165.</b> INF <u>Nick Pratto</u> returned to KANSAS CITY from rehab assignment	RHP <u>Jonathan Bowlan</u> recalled by KANSAS CITY from Omaha
<b>166.</b> LHP <u>Christian Chamberlain</u> placed on the 7-Day Injured List	LHP <u>Anthony Veneziano</u> selected by KANSAS CITY from Omaha
<b>167.</b> 8/28 LHP <u>Drew Parrish</u> transferred to Omaha from NW Arkansas (AA)	INF <u>Matt Beatty</u> designated for assignment
<b>168.</b> LHP <u>Taylor Hearn</u> optioned to Omaha	RHP <u>Justin Anderson</u> transferred to Omaha from NW Arkansas (AA)
<b>169.</b> 8/29 RHP <u>Steven Cruz</u> selected by KANSAS CITY from Omaha	LHP <u>Daniel Lynch IV</u> sent on a rehab assignment to Omaha
<b>170.</b> 8/30 INF <u>Nick Pratto</u> sent on a rehab assignment to Omaha	RHP <u>Cody Poteet</u> reinstated from the 60-Day Injured List





### MANAGER: MIKE JIRSCHLE • #23

- Mike Jirschele returns for his 15th season as Omaha's manager, his 18th season managing in Minor League Baseball and 32nd season overall with the Royals organization, named to the position of Storm Chasers manager on January 13, 2023, after previously managing Triple-A Omaha from 1995-97 and 2003-13.
- Jirschele served on the Kansas City Royals coaching staff as the Third Base Coach from 2014-19 and won the World Series in 2015. Jirschele most recently served as the bench coach under manager Chris Witheridge during the 2022 season with the Double-A Northwest Arkansas Naturals. He spent the 2021 season as Witheridge's bench coach for the High-A Central champion Quad Cities River Bandits and served as Special Assistant to the General Manager in 2020.
- In his second stint as Omaha's manager, over 11 years from 2003 to 2013, he led the team to four division titles, three consecutive trips to the Pacific Coast League Championship Series (2011-2013), two PCL titles (2011, 2013) and the team's first of two Triple-A National Championships in 2013.
- He earned the 2011 Mike Coolbaugh Award for *outstanding baseball work ethic, knowledge of the game and skill in mentoring young players on the field* and he is a four-time recipient of the Dick Howser Award (1992, 1994, 2005, 2011), recognizing outstanding work in player development within the Royals organization.
- Prior to his time with Omaha and Kansas City, he served as the Royals Minor League Infield Coordinator for four years, from 1998-2002, and he held managerial positions with Wilmington (1994), Rockford (1993) and the Gulf Coast Royals (1992).
- He appeared 999 games in the Minor Leagues across 13 years, between 1977 and 1990, including 22 games with the Omaha Royals between 1988 and 1989.



### PITCHING COACH: DANE JOHNSON • #59

- Dane Johnson enters his fourth year in the Royals organization and as the Storm Chasers pitching coach, after joining Kansas City ahead of the 2020 season. 2023 marks his 24th season coaching overall.
- He previously spent one season in the Miami Marlins organization (2019) as a Pitching Consultant and 19 seasons with the Toronto Blue Jays as a Minor League Pitching Coach from 2000-03, Pitching Coordinator from 2004-14 and Major League Bullpen Coach from 2015-18.
- Prior to entering coaching, spent 15 years as a player, including over 280 games in the Minor Leagues and parts of three seasons in the Majors with the Chicago White Sox (1994), Blue Jays (1996) and Oakland Athletics (1997), also playing two seasons (1990-1991) in the Chinese Professional Baseball League.
- Johnson and his wife, Gina, reside in Palm Harbor, Florida. They have two children: a daughter, Madison (31), and son, Cobi (27).



### HITTING COACH: BIJAN RADEMACHER • #52

- Bijan Rademacher (*bi-ZHON RAH-de-moch-err*) joins the Royals as the Omaha Storm Chasers Hitting Coach this year after spending the last two years with the Arizona Diamondbacks as their Minor League Hitting Coordinator (2021) and ACL Hitting Coach (2022).
- Prior to coaching, he spent eight years playing professionally (2012-2019), spanning seven seasons in the Chicago Cubs organization (2012-18) and slashed .280/.361/.402 over 702 career MiLB games, reaching as high as Triple-A. He also played one season in independent baseball (2019) with the New Britain Bees in the Atlantic League, in addition to an offseason in the Mexican Pacific Winter League.
- Over 243 career Triple-A games with the Iowa Cubs, he played 11 games at Werner Park and was a .378 hitter (14-for-37) with one homer and 5 runs batted in while playing in Omaha.
- Rademacher lives in Tempe, Arizona with his wife Melissa.




### BENCH COACH: DAVID NOWORYTA • #33 (3RD BASE COACH)

- David Noworyta (*Nova-REE-tah*) enters his second year in the Royals organization and first as Omaha's Bench Coach, after making his coaching debut in 2022 as the Assistant Hitting Coach for the River Bandits Kansas City's High-A affiliate.
- Prior to coaching, he spent four years playing professionally (2018-21), including three minor league seasons in the Detroit Tigers organization (2018-20), and one with the Independent Pioneer League's Billings Mustangs in 2021. Before signing with Detroit in 2018, Noworyta graduated from the University of Hawaii with a bachelor's degree in communications and journalism, and played in parts of three seasons for their baseball team.
- Noworyta attended Holy Cross Academy (N.J.), where he played baseball and basketball, and was selected by the Royals in the 37th round of the 2014 MLB Draft. He resides in Hainesport, N.J. in the offseason.



### CERTIFIED ATHLETIC TRAINER: JAMES STONE

- James Stone is entering his fifth season as the Certified Athletic Trainer for the Storm Chasers after serving the previous seven seasons with the Wilmington Blue Rocks (Royals High-A), including the 2015 season, in which he was named Carolina League Athletic Trainer of the Year.
- He joined the Kansas City organization in 2010 as the athletic trainer for the Class-A Burlington Bees. He came to the Royals after spending one season with the Central Valley Coyotes (Fresno, California) in Arena Football 2.
- Stone worked three seasons in the Florida Marlins organization, with stops in Jupiter (2008), Greensboro (2007) and Jamestown (2006), winning New York-Penn League Trainer of the Year honors in 2006.
- He was the Strength and Conditioning Coach for the Baltimore Orioles Class-A affiliate, the Delmarva Shorebirds, in 2005.
- Stone graduated with a bachelor's of science in kinesiology from Cal State-Northridge. He resides in Simi Valley, California with his dog, Ozzie.

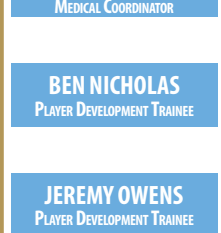


**TONY MEDINA**  
MINOR LEAGUE/LATIN AMERICA  
MEDICAL COORDINATOR



### STRENGTH & CONDITIONING COACH: YANNICK PLANTE

- Yannick Plante is entering his third season as the Strength & Conditioning Coach for the Storm Chasers, after being slated to serve in that role with Northwest Arkansas in 2020.
- He began with the Kansas City Organization in 2019 as the athletic trainer for the Burlington Royals (Advanced Rookie, Appalachian League). He was then a staff member of the Surprise Saguaros of the Arizona Fall League in the fall of 2019.
- Plante has a master's degree in kinesiology from the University of Calgary and a bachelor's degree in human kinetics with specialization in biophysics from the University of Ottawa. He currently lives in Ottawa, Ontario.



**BEN NICHOLAS**  
PLAYER DEVELOPMENT TRAINEE



**JEREMY OWENS**  
PLAYER DEVELOPMENT TRAINEE



SEASON TEAM		W	L	ERA	G	GS	CG	SHO	SV	SVO	IP	H	R	ER	HR	HB	BB	IBB	SO	WHIP	AVG	AB	WP	BK	GIDP	TBF	NP-S	
2015	Batavia (A-)	0	1	2.13	5	4	0	0	0	0	12.2	9	6	3	1	0	2	0	12	0.87	.188	48	1	0	0	50	183 - 111	
2016	Greensboro (A)	4	9	2.91	24	24	0	0	0	0	117.1	108	53	38	5	12	44	0	106	1.30	.246	439	9	3	10	507	1636 - 1050	
2017	Marlins (R)	0	1	3.21	4	4	0	0	0	0	14.0	11	5	5	0	1	2	0	12	0.93	.200	55	0	0	0	58	91 - 81	
	Jupiter (A+)	3	7	4.16	16	14	0	0	0	0	80.0	84	42	37	2	8	23	1	40	1.34	.282	298	5	0	11	339	1101 - 718	
2018	Jupiter (A+)	1	3	3.60	4	4	0	0	0	0	25.0	21	12	10	2	0	5	0	29	1.04	.228	92	1	0	0	100	365 - 255	
	Jacksonville (AA)	3	12	5.26	22	21	1	0	0	0	119.2	133	77	70	15	7	44	3	99	1.48	.287	464	2	0	10	522	1895 - 1233	
2019	Jacksonville (AA)	5	3	2.25	13	13	0	0	0	0	84.0	63	23	21	3	3	19	0	58	0.98	.211	298	3	0	8	321	1182 - 777	
	New Orleans (AAA)	2	3	5.68	10	10	0	0	0	0	52.1	65	35	33	13	5	19	0	34	1.61	.319	204	6	0	8	233	896 - 543	
2020		Did not Play (No Minor League Season)																										
2021	Jacksonville (AAA)	1	0	3.38	2	2	0	0	0	0	8.0	6	3	3	1	0	3	0	12	1.13	.207	29	0	0	1	32	133 - 85	
	MIAMI	2	3	4.99	7	7	0	0	0	0	30.2	25	17	17	7	0	16	0	32	1.34	.216	116	1	0	2	132	549 - 348	
2022	Jupiter (A)	0	0	0.00	1	1	0	0	0	0	2.0	0	0	0	0	0	1	0	4	0.50	.000	6	0	0	0	7	33 - 21	
	Jacksonville (AAA)	0	0	0.00	2	2	0	0	0	0	4.2	3	0	0	0	1	0	0	6	0.64	.167	18	0	0	0	19	81 - 50	
	MIAMI	0	1	3.86	12	2	0	0	0	0	28.0	23	12	12	4	0	11	0	21	1.21	.223	103	1	0	3	114	448 - 286	
2023	Omaha (AAA)																											
MAJOR LEAGUE TOTALS (2 Seasons)		2	4	4.45	19	9	0	0	0	0	58.2	48	29	29	11	0	27	0	53	1.28	.219	219	2	0	5	246	997 - 634	
MAJOR LEAGUE TOTALS (7 Seasons)		19	39	3.81	103	99	1	0	0	0	519.2	503	256	220	42	37	162	4	412	1.28	.258	1951	27	3	48	2188	7596 - 4924	





## #35 DREW PARRISH

### LEFT-HANDED PITCHER

**BORN:** December 8, 1997 in Cape Canaveral, Florida (Age 25)

**HOMETOWN:** Rockledge, Florida

**RESIDES:** Tallahassee, Florida

**HEIGHT/WEIGHT:** 5'11" / 200 LBS

**DRAFTED:** 2019 MLB Draft – Round 8 (229<sup>TH</sup> Overall)

**COLLEGE:** Florida State University (Tallahassee, Florida)

**HIGH SCHOOL:** Rockledge High School (Rockledge, Florida)

**SEASON WITH STORM CHASERS:** 2nd Season

### SCOUTING REPORT (SNK, CH, CB)

**SINKER:** Sits 88-91, averages 89.6 MPH ... Season usage: 53%, 24/59 Omaha strikeouts (41%)  
**CHANGEUP:** Sits 79-81, averages 80.2 MPH ... Season usage: 33%, 30/59 Omaha strikeouts (51%)  
**CURVEBALL:** Sits 71-74, averages 71.9 MPH ... Season usage: 14%, 5/59 Omaha strikeouts (8%)

### TODAY'S START

- Parrish is making his **19<sup>th</sup>** start of the season with Omaha, his **9<sup>th</sup>** on the Road and his **28<sup>th</sup>** appearance overall in 2023 between Omaha and NW Arkansas ... in his 3<sup>rd</sup> stint this year in Triple-A, has 2 stints in Double-A with NWA (6/20-7/31 and 8/22-8/29).
- Omaha is 10-8 in games Parrish starts this season, 8-3 when he gets 3+ runs of support, 2-6 when he gets 2 runs of support or less.
- 24 starts** between AA & AAA are tied 4<sup>th</sup> among Royals minor league pitchers, **112.1 innings pitched** rank 6<sup>th</sup> in the Royals system ... his 44.7% fly ball rate is the highest among KC minor leaguers (min 70.0 IP) ... his 2.56 HR/9 is the worst, and 1.28 K/BB is 2nd-worst.

### LAST OUTING: SUNDAY, SEPTEMBER 17 VS. INDIANAPOLIS

In his second start of the series, retired 7 of his first 9 batters and worked a pair of scoreless innings to open the game ... a double and RBI single scored a run in the 3<sup>rd</sup> inning, then got both of his strikeouts in the game as the final two outs of the 3<sup>rd</sup> inning ... **Matt Gorski** hit his 3<sup>rd</sup> home run of the week to open the 4<sup>th</sup> inning, but Parrish retired 6 of his final 8 batters, working around two Omaha errors ... received 5 runs of support and did not come out for the 6<sup>th</sup> inning.

### 2023 HIGHLIGHTS

- Opened the season with Omaha with 13 games (12 starts) for the Storm Chasers ... was transferred to NW Arkansas (AA) June 20 and made six starts for the Naturals, including 3 quality starts, before returning to Omaha on August 1 ... pitched 3 games (2 starts) for Omaha and took losses in all 3, transferred back to NWA on 8/22 for a relief appearance, the back to Omaha on 8/29.
- In April, pitched in 5 games (4 starts), with a 1.71 ERA (4 ER in 21.0 IP) with 10 BB and 20 K with a .157 opponents' average.
- Held his opponent scoreless over 12.1 innings between May 14 and June 2 – made back-to-back scoreless starts **5/20 vs. TOL** & **5/26 @ STP**, combined for 9.0 IP with 4 H, 9 BB and 4 K, earned his first win as a starter in St. Paul and got double plays to end the 2<sup>nd</sup>, 3<sup>rd</sup> and 4<sup>th</sup> innings.
- Made his season debut in relief behind Austin Cox on **4/1 @ IND**, threw 3.0 hitless and scoreless inning and earned the win ... his next 12 outings with Omaha were starts, but only pitched through 5.0 innings in 6 of 12 starts.
- Threw his first quality start of the season on **4/28 @ NAs** with 6.0 shutout innings and held the Sounds to one hit, a leadoff double in the 1<sup>st</sup> ... retired his next 12, then walked batters to lead off the 5<sup>th</sup> and 6<sup>th</sup> innings, but neither got past 1<sup>st</sup> base.
- 5/4 vs. LOU:** Set career highs/worst in hits (10), runs (9) and homers (5) allowed ... surrendered 4 runs in the 1<sup>st</sup> on 4 straight hits with one out, including back-to-back HR, 4 more runs in the 3<sup>rd</sup> on a pair of 2-run HR ... allowed 1 more run in the 5<sup>th</sup> on his 5<sup>th</sup> HR of the day.
- Made quality starts in 3 of 6 starts in Double-A with NWA, including 6.0 scoreless innings in his 2023 Nationals debut on **6/24 @ TUL**, with just 2 hits and a season-high 7 strikeouts ... also made 3 starts of less than 5.0 innings ... in the only game of his second stint with NWA, earned his second pro save, took over in the 7<sup>th</sup> inning for Brad Keller and pitched 3.0 scoreless innings to finish the game beginning with pitched a 1-2-3 7<sup>th</sup> inning, then loaded the bases in the 8<sup>th</sup> and 9<sup>th</sup> innings, stranded them both times.
- Struggled in his 2<sup>nd</sup> stint with Omaha – pitched to a 2.31 ERA (18 ER in 7.0 IP) with 14 H and 11 BB, to just 6 K between 8/3 and 8/16 ... walked 5 in his return to Triple-A in a start on **8/3 @ LOU**, then did not get out of the first inning, allowed 8 ER in 0.2 IP **8/9 vs. IOW** ... came in behind opener Will Klein on **8/16 @ TOL**, but allowed 5 runs over 4.0 innings and took his third straight loss with the Chasers.

### CAREER NOTES

- 2022** Split the season between NW Arkansas (AA) and Omaha (AAA), making 27 appearances (25 starts) with a 7-11 record and 4.13 ERA (59 ER in 128.2 IP) ... opened the season in Double-A and was named the Naturals' pitcher of the Year by the Royals.
- Started Opening Day for the Naturals and made 10 starts, going 4-3 with a 2.13 ERA (13 ER in 55.0 IP), while striking out 48 and walking just 14 (3.43 K/BB) ... despite an early June promotion, ranked 2<sup>nd</sup> on the NWA staff with four quality starts and ended the year having throwing the most 1-2-3 innings on the staff, 28 times retiring the opposing team in order in an inning (in 55.0 innings).
- Named the Texas League's Pitcher of the Month in May, went 3-1 in 5 starts with a 0.59 ERA (2 ER in 30.2 IP), allowed just 15 hits and 4 walks ... struck out 29 and led the league with 30.2 IP, with league's lowest ERA and WHIP (0.62) among qualifiers and a .144 opponents' average ... did not allow an earned run over four starts (25.2 IP) from 5/7 to 5/26 ... earned back-to-back Texas League Pitcher of the Week honors in May, throwing consecutive 7.0-inning scoreless starts on May 7 @ Springfield (STL) and May 13 vs. Wichita (MIN).
- After throwing 3.0 innings in his Opening Day Start on April 8 @ Springfield, threw nine straight starts of at least 5.0 innings, before earning a promotion to Triple-A Omaha on June 3, where he has pitched in 17 games with the Storm Chasers to end the season.
- Made his Triple-A debut **6/8 vs. LHV** (PHI), struck out seven over 4.2 innings but took the loss, most strikeouts he had in a Triple-A game all year ... took a no-hit bid into the 6<sup>th</sup> inning on **8/6 vs. STP** (MIN), allowed just two walks and a hit batter over his first five innings against the Saints before surrendering a pair of solo home runs in the 6<sup>th</sup> ... threw three quality starts with the Storm Chasers, including back-to-back starts on **8/12 @ TOL** (DET) and **8/18 @ LOU** (CIN) ... the game in Toledo was his only scoreless start of the year at the Triple-A level.

- 2021** Split the season between Quad Cities (A+) and NW Arkansas (AA), with a break in between to pitch for Team USA at the 2021 WBSC Olympic Baseball Qualifiers ... among qualified MLB pitchers (min. 96.0 IP), was 14<sup>th</sup> in WHIP 14<sup>th</sup> in opponents' average (.198) and 16<sup>th</sup> in ERA (2.83). Broke camp in High-A with the River Bandits and did not allow a run across 15.2 innings, pitching in 4 games (1 start), while striking out 23 (4.1 K/9) and walking just three (7.67 K/BB) ... joined the Naturals on June 6 and remained at Double-A through the end of the season. Combined between A+ and AA, 98.2 innings ranked 4<sup>th</sup> among Royals Minor League pitchers, 118 strikeouts ranked 5<sup>th</sup> ... among Royals farmhands with at least 70.0 innings, ranked 1<sup>st</sup> in ERA (2.83) and WHIP (0.99) and 2<sup>nd</sup> in opponents' average (.194).
- Named the Double-A Central Pitcher of the Month in August, pitching in five games (four starts), with a 2-0 record and 1.13 ERA (3 ER in 24.0 IP) ... struck out 27 with a 0.88 WHIP (13 H, 8 BB) and .163 opponents' batting average ... named the league's Pitcher of the Week after his start on August 27 against Springfield (STL), a 7-inning complete game shutout in the first game of a doubleheader.
- Member of Team USA at the 2021 WBSC (World Baseball Softball Confederation) Olympic Baseball Qualifiers from May 30 to June 5 ... pitched in one game for the United States, helping the team qualify for the Tokyo Olympics by earning the win after pitching two scoreless innings out of the bullpen with two strikeouts on June 4 in a 10-1 victory over Canada.

- 2019** Pitched nine games (four starts) for the Burlington Royals (R), going 3-0 with a 2.52 ERA (7 ER in 25.0 IP), striking out 19 (14.04 K/9) while walking just four (9.75 K/BB) in his pro debut ... didn't appear in a postseason game with Burlington, who made it to the Appalachian League finals, but lost to the Johnson City Cardinals (STL) in a best-of-three series ... went back to Florida State to finish his degree in the fall semester.
- COLLEGE: FLORIDA STATE (2017-19)**
- Attended Florida State University, making two trips to the College World Series (2017, 2019) with the Seminoles.
- JUNIOR (2019):** Went 8-5 with 112 K in 81.2 IP (12.3 K/9) across 17 G (16 starts) as the Noles Friday night starter ... part of a combined no-hitter on Opening Day against Maine (2/15), five scoreless innings at the start in FSU's 10th no-no in school history ... ended his career with eight scoreless starts in the opening game of the College World Series, FSU's first victory in the CWS opener since 1999.

## CAREER PITCHING

SEASON	TEAM	W	L	ERA	G	GS	CG	SHO	SV	SVO	IP	H	R	ER	HR	HB	BB	IBB	SO	WHIP	AVG	AB	WP	BK	GDP	TBF	NP-S
2019	Burlington (R)	3	0	2.52	9	4	0	0	0	0	25.0	19	7	7	4	0	4	0	39	0.92	.211	90	0	0	1	95	352-249
2020											Did not Play (No Minor League Season)																
2021	Quad Cities (A+)	1	0	0.00	4	1	0	0	1	1	15.2	5	0	0	0	0	3	0	23	0.51	.096	52	0	0	0	56	213-145
	NW Arkansas (AA)	5	4	3.36	18	17	1	1	0	0	83.0	65	34	31	8	4	25	0	95	1.08	.215	302	5	0	6	336	1338-893
2022	NW Arkansas (AA)	4	3	2.13	10	10	0	0	0	0	55.0	31	16	13	5	5	14	0	48	0.82	.160	194	4	0	1	215	863-568
	Omaha (AAA)	3	8	5.62	17	15	0	0	0	0	73.2	69	54	46	15	3	44	0	51	1.53	.247	279	2	0	6	330	1372-841
2023	NW Arkansas (AA)	2	2	4.91	7	6	0	0	1	1	33.0	33	18	18	8	3	15	0	32	1.45	.252	131	0	0	1	149	577-373
	Omaha (AAA)	5	6	7.37	20	18	0	0	0	0	79.1	93	68	65	24	0	56	0	59	1.88	.296	314	1	0	9	375	1505-895
MINOR LEAGUE TOTALS (4 Seasons)		23	23	4.44	85	71	1	1	2	2	364.2	315	197	180	64	15	161	0	347	1.31	.231	1362	12	0	24	1556	6220-3964

Did not Play (No Minor League Season)

### SEASON / CAREER HIGHS

SEASON	CAREER
Last: 7/29/2023 @ Arkansas 6.0 (4x)	INNINGS PITCHED 7.0 (4x) Last: 5/13/2022 vs. Wichita
5/4/2023 vs. Louisville 10	HITS ALLOWED 10 5/4/2023 vs. Louisville
5/4/2023 vs. Louisville 9	RUNS ALLOWED 9 5/4/2023 vs. Louisville
5/4/2023 vs. Louisville 9	EARNED RUNS ALLOWED 9 5/4/2023 vs. Louisville
5/4/2023 vs. Louisville 5	HOME RUNS ALLOWED 5 5/4/2023 vs. Louisville
Last: 8/3/2023 @ Louisville 5 (2x)	WALKS ALLOWED 6 6/22/2022 vs. Columbus
Last: 7/1/2023 @ Wichita 7 (2x)	STRIKEOUTS 9 (3x) Last: 5/13/2022 vs. Wichita
Last: 7/29/2023 @ Arkansas 25 (2x)	BATTERS FACED 25 (2x) Last: 8/18/2022 @ Louisville
7/29/2023 @ Arkansas 95	PITCHES THROWN 100 (2x) Last: 7/8/2022 vs. Toledo
5/14/2023 to 6/2/2023 12.1 IP	SCORELESS STREAK 22.0 IP 8/18/2019 to 6/10/2021

### 2023 RUN SUPPORT (OMAHA STARTS ONLY)

RUNS SCORED	0	1	2	3	4	5	6	7	8	9	10+
GAMES	4	4	3				2	2	1		2
PLAYER W-L	0-3	0-1	0-0				2-0	0-1	0-0		2-0
Team W-L	0-4	2-2	2-1				2-0	1-1	1-0		2-0

### 2023 GAME-BY-GAME

		OMAHA STORM CHASERS, AAA																	
DATE	OPPONENT	RES	LEFT GAME	DEC	IP	H	R	ER	HR	HB	BB	SO	BF	NP-S					
4/1 *	@ Indianapolis	W, 12-1	Middle 7th, winning 10-0	W	3.0	0	0	0	0	0	0	1	2	9	29-16				
4/8	vs. Toledo	W, 13-8	End 3rd, winning 6-1	—	3.0	2	1	0	0	0	2	5	14	66-38					
4/14	@ Iowa	W, 11-8	Bottom 5th, winning 3-2	—	4.0	4	3	3	1	0	1	6	18	81-51					
4/22	vs. Gwinnett	L, 5-2	End 5th, tied 2-2	—	5.0	4	2	1	0	0	4	2	21	89-53					
4/28	@ Nashville (Q)	L, 4-3	Middle 7th, winning 3-0	—	6.0	1	0	0	0	0	2	5	20	90-56					
5/4	vs. Louisville	L, 12-10	End 5th, losing 9-6	L	5.0	10	9	9	5	0	1	3	24	85-58					
5/9	@ Scranton/WB	L, 14-2	Bottom 3rd, losing 5-2	L	2.0	7	5	5	2	0	2	2	15	62-36					
5/14	@ Scranton/WB	W, 6-3	Bottom 4th, winning 3-2	—	3.1	6	2	2	1	0	3	6	19	80-48					
5/20	vs. Toledo	L, 4-1	End 4th, tied 0-0	—	4.0	1	0	0	0	0	5	3	16	74-34					
5/26	@ St. Paul	W, 6-4	Middle 6th, winning 5-0	W	5.0	3	0	0	0	0	4	1	19	82-47					
6/2	vs. Memphis	W, 10-9 (10)	Top 4th, losing 7-3	—	3.2	9	7	6	1	0	2	3	22	81-53					
6/8	@ Indianapolis	W, 15-7	Middle 6th, winning 12-3	W	5.0	6	3	3	1	0	4	3	23	87-48					
6/17	vs. Columbus	W, 13-4	Top 6th, winning 13-2	W	5.1	6	3	3	2	0	4	2	25	91-55					

### NORTHWEST ARKANSAS NATURALS, AA

DATE	OPPONENT	RES	LEFT GAME	DEC	IP	H	R	ER	HR	HB	BB	SO	BF	NP-S
6/24	@ Tulsa (Q)	W, 2-1 (11)	Middle 7th, tied 0-0	—	6.0	2	0	0	0	0	2	7	21	77-49
7/1	@ Wichita	L, 6-4	Bottom 4th, losing 4-3	L	3.2	4	4	4	1	0	4	7	19	85-50
7/7	vs. Arkansas	L, 5-3	Top 5th, losing 5-0	L	4.2	8	5	5	2	2	0	4	23	93-63
7/18	vs. Tulsa (Q)	W, 5-2	End 6th, winning 4-2	W	6.0	6	2	2	2	0	0	4	24	85-64
7/23	vs. Tulsa	W, 9-8	Top 4th, losing 6-2	—	3.2	6	6	6	2	0	4	2	22	86-52
7/29	@ Arkansas (Q)	W, 6-3	Middle 7th, winning 6-1	W	6.0	4	1	1	1	1	2	5	25	95-61

### OMAHA STORM CHASERS, AAA

DATE	OPPONENT	RES	LEFT GAME	DEC	IP	H	R	ER	HR	HB	BB	SO	BF	NP-S
8/3	@ Louisville	L, 11-2	Middle 3rd, trailing 5-0	L	2.0	3	5	5	0	0	5	1	14	59-27
8/9	vs. Iowa	L, 20-1	Top 1st, losing 8-0	L	0.2	6	8	8	4	0	3	1	11	39-18
8/16 *	@ Toledo	L, 8-2	Bottom 6th, losing 5-2	L	4.1	5	5	5	2	0	3	4	20	75-46

### NORTHWEST ARKANSAS NATURALS, AA

DATE	OPPONENT	RES	LEFT GAME	DEC	IP	H	R	ER	HR	HB	BB	SO	BF	NP-S
8/25 *	vs. Tulsa	W, 7-0	End 9th, won 7-0	SV	3.0	3	0	0	0	0	3	3	15	56-34

### OMAHA STORM CHASERS, AAA

DATE	OPPONENT	RES	LEFT GAME	DEC	IP	H	R	ER	HR	HB	BB	SO	BF	NP-S
8/31	vs. Louisville	L, 5-4	End 5th, losing 3-0	L	5.0	5	3	3	1	0	4	2	23	79-49
9/6	@ Iowa	W, 11-7	Middle 4th, winning 7-6	—	3.0	4	6	6	2	0	3	4	16	84-49
9/12	vs. Indianapolis	W, 10-6	End 5th, losing 4-2	—	5.0	8	4	4	1	0	1	2	24	90-63
9/17	vs. Indianapolis	W, 11-5	End 5th, winning 5-2	W	5.0	3	2	2	1	0	2	2	22	82-50

\* Indicates Relief Appearance

(Q) Indicates Quality Start

### 2023 BATTED BALL STATISTICS (AA & AAA)



## PLAYER

## 56 JUSTIN ANDERSON

RHP • L/R • 6'3" • 230 lbs • 9/28/1992 (30)  
Signed 6/8/2023 as a Minor League Free Agent  
Drafted by Los Angeles (AL) – 2014, 14th Round (UTSA)  
Born/Resides: Houston, Texas

## 48 JOE BARLOW

RHP • R/R • 6'2" • 200 lbs • 9/28/1995 (27)  
Claimed off Waivers from Texas – 8/4/2023  
Drafted by Texas – 2016, 11th Round (Salt Lake CC)  
Born: Riverton, Utah • Resides: Scottsdale, Arizona

## 32 CHRISTIAN CHAMBERLAIN

LHP • L/L • 5'10" • 175 lbs • 7/20/1999 (24)  
2020 MLB Draft – Round 4 (Oregon State)  
Born: Grand Junction, Colorado • Resides: Reno, Nevada

## 47 DYLAN COLEMAN

RHP • R/R • 6'5" • 235 lbs • 9/16/1996 (27)  
Traded from San Diego – 11/5/2020  
Drafted by San Antonio – 2018, 4th Round (Missouri State)  
Born: Potosi, Missouri • Resides: Mineral Point, Missouri

## 36 BRETT DE GEUS

RHP • R/R • 6'2" • 190 lbs • 11/4/1997 (25)  
Signed 5/12/2023 as a Minor League Free Agent  
Drafted by Los Angeles (NL) – 2017, 33rd Round (Cabrillo College)  
Born/Resides: Pleasanton, California

## 55 JONAH DIPOTO

RHP • R/R • 6'1" • 225 lbs • 9/3/1996 (27)  
2019 MLB Draft – Round 35 (UC San Diego)  
Born: Queens, New York • Resides: San Diego, California

## 38 TAYLOR HEARN

LHP • L/L • 6'6" • 230 lbs • 8/30/1994 (28)  
Traded from Atlanta – 7/30/2023  
Drafted by Washington – 2015, 5th Round (Oklahoma Baptist)  
Born: Roysie City, Texas • Resides: Rockwell, Texas

## 54 JONATHAN HEASLEY

RHP • R/R • 6'3" • 235 lbs • 1/27/1997 (26)  
2018 MLB Draft – Round 13 (Oklahoma State)  
Born: Plano, Texas • Resides: Dallas, Texas

## 62 WILL KLEIN

RHP • R/R • 6'5" • 230 lbs • 11/28/1999 (23)  
2020 MLB Draft – Round 5 (Eastern Illinois)  
Born: Maryville, Tenn. • Resides: Bloomington, Ind.

## 40 WALTER PENNINGTON

LHP • L/L • 6'2" • 205 lbs • 4/14/1998 (25)  
Signed 8/19/2020 as an Undrafted Free Agent (Coca-Cola School of Mines)  
Born: Englewood, Colo. • Resides: Broomfield, Colo.

## 46 CODY POTEET

RHP • R/R • 6'1" • 190 lbs • 7/30/1994 (29)  
Signed 1/25/2023 as a Minor League Free Agent  
Drafted by Miami – 2015, 4th Round (UCLA)  
Born/Resides: San Diego, California

## 45 EVAN SISK

LHP • L/L • 6'2" • 195 lbs • 4/23/1997 (26)  
Traded from Minnesota – 1/24/2023  
Drafted by St. Louis – 2018, 16th Round (College of Charleston)  
Born: Pineville, N.C. • Resides: Chester, S.C.

## QUICK NOTES

- 2023: Signed as a Minor League free agent with the Royals in June, pitched 10 games for the ACL Royals (R) before being transferred to NW Arkansas (AA), where he pitched in 12 games (1 start) for the Naturals and went 3-0 with a 7.64 ERA (15 ER in 17.2 IP) and struck out 37 (18.84 K/9) and allowed 1 ER over his final 11.0 IP (0.81 ERA) ... assigned to Omaha on 9/19 and threw 2.0 scoreless innings in his debut on 9/21 @ COL.
- 2022: Pitched in three games for the Round Rock Express (AAA, Rangers) before landing on IL on 4/23, transferred to the 60-Day IL on 6/14, elected free agency at the end of the season.
- 2021: Signed with Texas as a free agent on 1/13 and pitched 11 games for Round Rock and two more for the AZL Rangers, going 0-0 with a 2.77 ERA in 13 games, struck out 25 in 13 innings.
- 2018-20: Pitched 111 games over two seasons for the Los Angeles Angels, going 6-3 with a 4.75 ERA (54 ER in 102.1 IP) and 127 strikeouts (11.3 K/9) ... made his MLB debut 4/23/2018 @ Houston (1.0 IP, 0 R, 1 K) ... underwent Tommy John surgery in July 2020, nondisclosed by the Angels in December.

4SFB (94.1), SL (84.6)

CONSECUTIVE BATTERS RETIRED: 1 (9/21)

SCORELESS STREAK: 2.0 IP (9/21)

- 2023: Opened the season with Round Rock (AAA), pitched 20 games across 3 stints with the Express and 13 games over 2 stints with Texas in the big leagues (5/16-5/30 & 6/14-7/4) with a 4.66 ERA (6 ER in 9.2 IP) and 6 strikeouts to just 2 walks ... 13 of 20 appearances with Round Rock were scoreless ... claimed off waivers from Texas by the Royals on 8/4, optioned to Omaha, served as opener on 8/12 vs. IOW ... DFA'd on 9/1, outrighted to OMA 9/3.
- 2022: Spent the entire season in the Rangers' bullpen ... set MLB career highs in games pitched (35), saves (13) and strikeouts (28) and led the Rangers in saves despite two stints in the injured list ... finished with a 3-1 record and 3.86 ERA (15 ER in 35.0 IP) ... his 7.20 K/9 was 2nd-lowest among MLB pitchers with 10+ saves (5.63-ARI's Mark Melancon) ... underwent arthroscopic surgery on 11/4/22 to separate a pair of fused tendons in his right wrist.
- 2021: Opened the season with Round Rock (AAA) and pitched 17 games for the Express before his contract was selected on 6/23 ... pitched to a 1.55 ERA (5 ER in 29.0 IP) with 11 saves over 31 games with Texas ... ranked among MLB leaders (min. 30 G) in opp. BA (1st), OBP (3rd), SLG (3rd), OPS (3rd), WHIP (3rd, 0.83), and ERA (8th).

4SFB (91-93), SL (84.0), CB (77.2)

CONSECUTIVE BATTERS RETIRED: 4 (9/21)

SCORELESS STREAK: 1.1 IP (9/21)

Ranked by Baseball America as the No. 30 Royals prospect

- 2023: Opened the year in NW Arkansas (AA) and made 20 appearances out of the bullpen for the Naturals and went 1-2 with a 1.99 ERA (7 ER in 31.2 IP), and struck out 49 (13.93 K/9) ... 14 of 20 Double-A appearances were scoreless ... promoted to Omaha on 6/20, made Triple-A debut 6/20 @ ROC (1.0 IP, 2 R, 2 K) ... 14 of 25 Triple-A games have been scoreless ... among Royals MLB pitchers (min. 40 IP), 2nd with 13.69 K/9 and 2nd with 32.5% K% ... allowed 2 ER in 10 games/9.2 IP (1.86 ERA), between 7/28 & 8/24 ... after allowing 15 ER in first 11 games/9.2 IP (13.97 ERA).
- 2022: After beginning the season with Quad Cities (A+), was assigned to NW Arkansas (AA) on May 31 and finished the season in Double-A ... pitched 33 games between the two levels, among Royals Minor League pitchers with at least 40.0 innings pitched, his 13.22 K/9 and 29.6% K% both ranked 3rd-best ... his 19.3% BB% was 2nd-worst.
- 2021: Assigned to Quad Cities (A+) on 5/23 to begin his career in professional baseball and pitched two games out of the bullpen for the River Bandits, going 1-0 with a 4.91 ERA (12 ER in 3.2 IP) with just one walk and six strikeouts, before being placed on the 7-day Injured List on 6/14, where he remained for the rest of the season.

4SFB (94-96), SL (84.7), SNK (94.6), CB (80.5)

CONSECUTIVE BATTERS RETIRED: 3 (9/20)

SCORELESS STREAK: 2.0 IP (9/8 to 9/20)

- 2023: Made his second consecutive Opening Day roster with the Royals & allowed 10 ER in 5.0 IP (18.00 ERA) in 5 games with 7 H, 7 BB & 5 K ... optioned to Omaha on 4/14, appeared in his first game 5/2 vs. IOW ... 14 of 20 his first Omaha appearances were scoreless and 22 of 30 total ... 48 of 92 outs he's recorded with Omaha this year are strikeouts, 52% (30 on Sweeney, 15 on 4SFB, 3 on slider) 14.09 K/9 (48 K in 30.2 IP) ... 6 of his last 7 Chasers games were scoreless into early July, then recalled on 7/5 and pitched 8 games with KC (11 scoreless), had 5.40 ERA (8 ER in 13.1 IP) with 12 BB & 16 K ... optioned to Omaha 8/22.
- 2022: Spent nearly the entire season in Kansas City, pitching in 68 games for the Royals with a 5-2 record and 2.78 (21 ER in 68.0 IP) and 17 strikeouts ... 2nd-most appearances among rookie relievers, 8th in ERA, and 9th in strikeouts ... did not allow a HR over the final 26.0 innings of the season ... pitched 1 game for Omaha on May 24.
- 2021: Opened the season in NW Arkansas (AA) and assigned to Omaha on 7/8 ... earned his first MLB call-up on 9/20 and pitched in 5 games for Kansas City with 7 K in 6.1 IP.

4SFB (95-97), SWP (81.1), SL (90.3)

CONSECUTIVE BATTERS RETIRED: 0

SCORELESS STREAK: 0.0 IP

- 2023: Opened the season with the Frederick team in the independent Atlantic League, pitched 5 games with 3.00 ERA (2 ER in 6.0 IP) and was signed by Kansas City as a minor league free agent on 5/12, then assigned to NW Arkansas (AA) on 5/30 ... pitched 19 games (2 starts) for NWA and went 2-1 with a 2.97 ERA (11 ER in 33.1 IP) with 28 strikeouts & 8 walks (3.5 K/BB) ... assigned to Omaha on 8/10, has allowed a run in 5 of 9 outings with OMA, but threw a perfect 9th inning on 8/21 vs. LOU.
- 2022: After being outrighted off the 40-man roster by Arizona in December 2021, opened the season with Amarillo (AA) and pitched 17 games for the Sod Poodles, before being released on 6/6 ... finished the year with the York Revolution in the independent Atlantic League and pitched in 33 games, with a 2-2 record and 6.43 ERA (25 ER in 35.0 IP).
- 2021: Was selected by the Texas Rangers from the Dodgers organization with the 2nd pick in the 2020 Rule 5 Draft and made the Rangers' Opening Day roster in 2021, made his MLB debut 4/1/21 @ Kansas City with 3 ER in 1.0 IP ... was designated for assignment 6/23/21 after posting a 8.44 ERA over 19 games for Texas ... claimed off waivers by Arizona on 6/25 and went 3-2 with a 6.56 ERA and 15 strikeouts over 28 relief appearances, then was designated for assignment in November.

SNK (94-96), CUT (89.0), CB (82.9)

CONSECUTIVE BATTERS RETIRED: 0

SCORELESS STREAK: 0.0

- 2023: For the 2nd straight year, made his spring debut with a scoreless Cactus League inning against his dad's Seattle Mariners, on 2/26 ... opened the regular season with NW Arkansas (AAA), pitched 10.1 scoreless innings with 1 ER and 13 K across 7 relief outings ... assigned to Omaha (AAA) on 5/3, has not allowed an earned run in 23 of 35 outings with Omaha, including 3.0 scoreless with 5 K on 8/24 vs. STP ... a streak of 6 straight scoreless games from 6/8 to 6/30 with 1 ER in 9.2 IP in June (0.93 ERA).
- 2022: Pitched a scoreless Cactus League inning with a strikeout on 3/29 against his dad's Seattle Mariners ... spent the entire season with NW Arkansas (AA) and led the Naturals with 42 games pitched ... 11.87 K/9 ranked second among Royals minor league pitchers (min. 60.0 IP), 212 opponents' batting average and 28.1% K% ranked 3rd.
- MISC: Full name is *Jonah Seaver Dipoto*, after Tom Seaver ... father Jerry Dipoto is currently the President of Baseball Operations for the Seattle Mariners, formerly their GM.

SNK (93-95), SL (81.6), CB (80.2)

CONSECUTIVE BATTERS RETIRED: 2 (9/20)

SCORELESS STREAK: 3.1 IP (9/5 to 9/20)

- 2023: Made Texas' Opening Day roster, but optioned to Triple-A 4/13 and has spent most of the season at Round Rock (AAA), where he had a 3.66 ERA (16 ER in 39.1 IP) with 54 strikeouts (12.4 K/9) in 24 appearances (2 starts) ... DFA'd by Texas 7/19 and acquired by Atlanta on Monday 7/24, and has pitched 5 in 5 MLB games this season, 4 with the Rangers and 1 with the Braves ... acquired by Kansas City 7/30 in exchange for Nicky Lopez, optioned to Omaha ... did not allow an ER over 3.1 IP with Omaha, called up to KC 8/8 and appeared in 8 games with a 8.22 ERA (7 ER in 7.2 IP), optioned 8/29 ... allowed 1 ER in 9.2 IP over his first 7 games since after optioned (0.92 ERA), allowed 3 ER in 0.2 IP on 9/22 @ COL.
- 2022: Spent most of the season with Texas, appearing in 31 games (13 starts) over 3 stints ... set MLB career highs in strikeouts (97), starts (13), and wins (6-tied) ... opened the year as part of the Rangers rotation and went 4-5, 6.25 ERA (41 ER in 59.0 IP) over 13 starts, pitched in relief over his final 18 outings of the season, going 2-3 with one save and a 3.51 ERA (16 ER in 41.0 IP) in that span ... had 5 relief outings of 3.0+ SHO IP ... in 3 games 2 starts with Round Rock (AAA), went 1-0 with a 6.00 ERA (5 ER in 12.0 IP) and 20 K.
- 2021: Spent the entire year in the big leagues the Rangers and split time in the bullpen and rotation, going 6-6 with a 4.66 ERA (54 ER in 104.1 IP) in 42 games (11 starts), finished among staff leaders in relief strikeouts (2nd, 55), W (13rd, 6), and G (13rd, 42) ... was one of 16 MLB players to make 30+ relief appearances and 10+ starts in 2021.

4SFB (93-95), SL (86.0), SNK (93.0), CB (89.2)

CONSECUTIVE BATTERS RETIRED: 0

SCORELESS STREAK: 0.1 IP (9/22)

- 2023: Opened the year in Omaha's rotation, on his 4th stint with the Storm Chasers after 3 stints with the Royals ... in 12 MLB games, has a 7.20 ERA (12 ER in 15.0 IP) with 9 strikeouts and 2 walks ... first 13 Triple-A appearances were starts, his next 5 were in relief, including the first two times as the "bull" pitcher behind an opener ... 2 of first 4 starts were quality starts, 4/7 vs. TOL (6.0 IP, 2 ER) and 4/19 vs. GWN (7.0 IP, 3 ER) ... earned his first pro save with 1.0 scoreless IP on 8/27 vs. STP ... since being optioned on 8/12, has allowed 10 ER in 14 games/17.1 IP (5.19 ERA), with 1 straight scoreless outing (6.1 IP) from 8/23 to 9/3.
- 2022: Split the season between KC and Omaha, making 21 starts over four stints with the Royals, plus nine starts with the Chasers ... 21 MLB starts ranked 7th among Major League rookies ... opened the year in Triple-A, made six starts before his first call-up to KC on 5/12 ... across all nine outings with Omaha, struck out 45 in 39.1 innings (10.3 K/9).
- 2021: Named Kansas City's Double-A Pitcher of the Year with the Royals (AAA) and spent much of the season with the Naturals before making his MLB debut with Kansas City on 9/17 and finishing the year with the Royals ... in 22 appearances (21 starts) with NWA, went 7-3 with a 3.33 ERA (39 ER in 105.1 IP) and 120 strikeouts (10.3 K/9).

4SFB (93-95), SWP (82.9), CB (79.3), CB (85.6)

CONSECUTIVE BATTERS RETIRED: 4 (9/22)

SCORELESS STREAK: 3.2 IP (9/19 to 9/22)

Ranked by MLB Pipeline as the No. 25 Royals prospect ... Ranked by Baseball America as the No. 22 Royals prospect

- 2023: Has allowed 19 ER in his last 19.1 IP (18.84 ERA), including runs in 9 straight from 7/28 to 8/23 ... only allowed 3 ER in his first 15.2 IP (1.72 ERA) and 12 games with Omaha ... opened the season with NW Arkansas (AA) and appeared in 21 games out of the bullpen, with a 3.38 ERA (11 ER in 29.1 IP) and 44 strikeouts to 14 walks ... did not allow a run over his final 11.0 IP (6 games) with NWA ... promoted to Omaha on 6/13, made his Triple-A debut on 6/14 vs. COL with 2.0 scoreless IP, 5 K including his first 3 ... threw 0.1 IP in Futures Game on 8/22 vs. STP ... injured List 9/5 to 9/12.
- 2022: Opened the season in Quad Cities (A+) and pitched 25 games with the Royals (AAA) and 11 games with the Naturals ... over 30 outings (3 starts) had a 10.51 ERA (51 ER in 43.2 IP) and 55 strikeouts to 51 walks (1.08 K/BB) ... among Royals Minor League pitchers (min. 40.0 IP), his 11.34 K/9 ranked 6th-best, and 22.0% BB% was last.
- 2021: Began his professional career in Quad Cities (A+), pitching in 36 games out of the bullpen for the River Bandits ... went 7-1 with four saves and a 3.58 ERA (25 ER in 70.1 IP) and 121 strikeouts ... named an MLB.com Organization All-Star and recognized as the Royals' Pitching Prospect of the Year by MLB Pipeline.

4SFB (96-98), CUT (88.4), CB (81.3)

CONSECUTIVE BATTERS RETIRED: 6 (9/21 to 9/22)

SCORELESS STREAK: 2.0 IP (9/21 to 9/22)

- 2023: Opened the season with NW Arkansas (AA) and pitched 9.2 scoreless innings with 11 strikeouts across 8 relief outings, allowed 4 H and 4 BB for a 0.83 WHIP and .129 BAA ... assigned to Omaha (AAA) on 5/3 and made his Triple-A debut 5/5 vs. IOW, struck out his first 2 batters in a 1-2-3-7th inning ... four straight scoreless between 5/13 and 5/24 ... has not allowed an earned run in 23 of 41 OMA appearances this year, 2nd on team in games pitched ... has 6 outings of 3.0 innings, 4 of them scoreless ... struck out 4 in the 8th inning on 8/22 vs. STP ... made opener start 8/25 vs. STP and threw 3.4 scoreless IP with 3 K.
- 2022: Opened the season with Quad Cities (A+) and pitched 25 games with the Royals (AAA) and 11 games with the Naturals ... over 30 outings (3 starts) had a 10.51 ERA (51 ER in 43.2 IP) and 55 strikeouts to 51 walks (1.08 K/BB) ... among Royals Minor League pitchers (min. 40.0 IP), his 11.34 K/9 ranked 6th-best, and 22.0% BB% was last.
- 2021: Began his professional career in Quad Cities (A+), pitching in 36 games out of the bullpen for the River Bandits ... went 7-1 with four saves and a 3.58 ERA (25 ER in 70.1 IP) and 121 strikeouts ... named an MLB.com Organization All-Star and recognized as the Royals' Pitching Prospect of the Year by MLB Pipeline.

SNK (92-94), SL (83.3), CH (86.7)

CONSECUTIVE BATTERS RETIRED: 1 (9/22)

SCORELESS STREAK: 5.0 IP (9/19 to 9/22)

- 2023: Signed a Minor League deal with the Royals on January 25, opened the season on Omaha's 60-Day Injured List, activated September 21.
- 2022: Opened the season with Miami and made 12 appearances (2 starts) for the Marlins, pitching to a 3.86 ERA (12 ER in 28.0 IP) with 21 strikeouts ... on the injured list 5/29 to 7/15, pitched once for Miami and went back on the IL ... underwent Tommy John surgery in August, removed from the 40-man roster after the season and became a free agent.
- 2021: Opened the season in Jacksonville (AAA) and made one start for the Jumbo Shrimp, before getting called up to the Marlins, made 7 starts with Miami, going 2-3 with a 4.99 ERA (17 ER in 30.2 IP) ... made his Major League debut on May 12 at Arizona, pitched 5.0 innings, allowing 2 runs, 4 hits and 0 walks to earn his first Major League win ... became the third starting pitcher in Marlins history to pitch at least 5.0 innings and not allow a walk in his Major League debut ... placed on the injured list on 6/5 with a right MCL sprain, returned 6/18 but placed on the Injured List against on 6/28 with a right knee sprain and was transferred to the 60-day IL on 8/20, missing the rest of the year.

CONSECUTIVE BATTERS RETIRED: 2

SCORELESS STREAK: 1

- 2023: 34 of his team-best 54 appearances have been scoreless, ranks 4th in the league in games pitched ... has allowed 2+ ER in 11 outings ... threw 2.0 perfect innings 5/6 vs. LOU, season-high 2.1 shutout innings 6/7 @ IND ... has 19 outings of 1.0 IP+ ... has 13 outings, including 3 opener starts and a pair of perfect two-inning outings (5/6 vs. LOU & 9/16 vs. IND) ... also has 11 short scoreless outings that have lasted less than 1.0 inning.
- 2022: Split his first full season in the Twins organization between Wichita (AA) and St. Paul (AAA), earned Minnesota MLB.com Organization All-Star honors as a relief pitcher ... posted a 1.57 ERA (11 ER in 63.0 IP) with 76 strikeouts against 29 walks (10.86 K/9 and 2.62 K/BB) across 50 games between the two levels, the best ERA in 2022 among all MLB relievers that made 50+ appearances and threw a minimum of 60.0 IP.
- 2021: Began the season in the Cardinals organization, acquired by Minnesota via trade on July 30 ... split the year between Peoria (A+), Springfield (AA) and Wichita (AA), combining to pitch in 39 games with a 3-1 record and 3.91 ERA (23 ER in 53.0 IP), striking out 69 with 35 walks.

SNK (90-93), SL (79.3), 4SFB (89.8), CH (84.1)

CONSECUTIVE BATTERS RETIRED: 1 (9/22)

SCORELESS STREAK: 3.2 IP (9/16 to 9/22)

## CAREER HIGHS

IP	8.0	9/6/15 vs. Wisconsin
K	9	5/30/15 vs. Quad Cities
BB	6	6/12/16 vs. High Desert
H	14	7/23/16 @ San Jose
ER	6	(5x) Last: 9/4/2016 @ Lancaster
NP	106	8/13/16 vs. Modesto
IP	4.2	7/28/17 @ Everett
K	6	(5x) Last: 7/15/18 @ Charleston
BB	4	(2x) Last: 6/22/18 vs. West Virginia
H	7	8/25/23 vs. St. Paul
ER	5	5/24/18 vs. Delmarva
NP	67	7/1/17 @ Boise
IP	2.2	(2x) Last: 5/14/22 vs. Wisconsin
K	6	5/3/22 @ Cedar Rapids
BB	4	4/8/22 @ South Bend
H	4	(3x) Last: 7/16/22 vs. Indianapolis
ER	6	6/17/22 vs. Arkansas
NP	48	4/8/22 @ South Bend
IP	3.0	8/31/19 vs. Lansing
K	4	(4x) Last: 9/12/21 @ St. Paul
BB	4	4/10/23 @ TEXAS
H	5	7/4/21 @ Springfield
ER	6	4/10/23 @ TEXAS
NP	38	8/22/18 @ Great Lakes
IP	6.0	(3x) Last: 8/24/18 @ Orem
K	7	6/28/18 @ Orem
BB	4	(2x) Last: 5/7/19 @ Kane County
H	9	(2x) Last: 8/29/18 vs. Idaho Falls
ER	6	(2x) Last: 9/21/23 @ Columbus
NP	94	8/24/18 @ Orem
IP	3.0	(5x) Last: 8/24/23 vs. St. Paul
K	6	5/16/21 vs. Cedar Rapids
BB	4	(2x) Last: 4/8/22 @ Springfield
H	6	8/24/23 vs. St. Paul
ER	4	(3x) Last: 8/11/23 vs. Iowa
NP	50	8/24/22 vs. Springfield
IP	7.0	(4x) Last: 9/5/2021 @ LOS ANGELES (AL)
K	10	(2x) Last: 6/14/2018 @ Binghamton
BB	4	(12x) Last: 6/2/2022 vs. TAMPA BAY
H	10	6/18/2022 @ DETROIT
ER	8	6/18/2022 @ DETROIT
NP	106	6/7/2018 vs. Reading
IP	7.0	(4x) Last: 4/19/23 vs. Gwinnett
K	12	6/25/19 vs. Columbia
BB	6	(2x) Last: 5/25/22 @ ARIZONA
H	11	5/21/23 vs. Toledo
ER	11	4/13/23 @ Iowa
NP	108	9/3/22 @ DETROIT
IP	3.0	(5x) Last: 8/12/21 vs. Beloit
K	6	(5x) Last: 8/12/21 vs. Beloit
BB	5	(2x) Last: 6/22/22 vs. Corpus Christi
H	6	8/24/22 vs. Springfield
ER	7	8/24/22 vs. Springfield
NP	56	7/1/21 vs. Cedar Rapids
IP	3.2	7/16/21 @ Myrtle Beach
K	5	(3x) Last: 9/6/23 @ Iowa
BB	4	(3x) 8/17/22 vs. San Antonio
H	5	(4x) Last: 8/13/22 @ Arkansas
ER	6	8/17/22 vs. San Antonio
NP	58	6/22/22 vs. Springfield
IP	8.1	6/14/19 @ Birmingham
K	12	8/23/18 vs. Birmingham
BB	5	(5x) Last: 7/29/18 @ Mobile
H	11	(2x) Last: 9/3/18 vs. Mississippi
ER	10	6/21/18 @ Mississippi
NP	114	8/23/18 vs. Birmingham
IP	3.0	(5x) Last: 6/18/21 @ Wichita
K	5	(4x) Last: 8/20/21 @ Springfield
BB	3	(6x) Last: 7/16/23 vs. Indianapolis
H	5	(3x) Last: 8/12/21 @ Tulsa
ER	4	(4x) Last: 8/9/23 vs. Iowa
NP	55	8/20/21 @ Springfield

RELIEVERS			ENTRANCE SITUATION			INNING ENTERING THE GAME											INHERITED RUNNERS			1-2-3 INNINGS			
PITCHER	LEAD	TRAIL	TIED	1	2	3	4	5	6	7	8	9	10+	BR INHER.	BR SCORE	% SCORE	TOTAL	POSSIBLE	% 1-2-3				
56 Anderson, Justin	-	1	-	-	-	-	-	1	-	-	-	-	-	-	-	-	1	2	50.0%				
48 Barlow, Joe	-	8	1	-	-	-	-	5	-	2	1	-	-	5	1	-	1	14	7.1%				
50 Castillo, Max	-	1	-	-	-	-	-	1	-	-	-	-	-	-	-	-	2	4	50.0%				
32 Chamberlain, Christian	9	13	3	-	-	1	1	2	3	4	8	-	-	11	1	9.1%	3	18	16.7%				
47 Coleman, Dylan	14	13	3	-	-	-	-	2	4	14	10	-	-	9	4	44.4%	9	26	34.6%				
36 de Geus, Brett	2	6	1	-	-	3	-	2	-	2	2	-	-	3	2	66.7%	2	7	28.6%				
55 Dipoto, Jonah	12	19	4	-	-	2	2	3	11	7	6	3	1	30	12	40.0%	9	27	33.3%				
38 Hearn, Taylor	5	5	-	-	-	-	1	3	3	1	2	-	-	4	4	100.0%	1	7	14.3%				
54 Heasley, Jonathan	10	6	1	-	-	1	-	2	4	1	5	4	-	10	2	20.0%	4	21	19.0%				
62 Klein, Will	15	8	4	-	-	-	1	5	4	8	9	-	-	8	2	25.0%	12	30	40.0%				
35 Parrish, Drew	1	1	-	-	-	1	-	-	-	-	-	-	-	-	-	-	3	7	42.9%				
40 Pennington, Walter	17	17	6	-	-	-	6	4	13	8	5	4	-	26	9	34.6%	17	41	41.5%				
46 Poteet, Cody	-	-	-	-	-	-	-	-	-	-	-	-	-	-	-	-	-	-	-				
47 Sisk, Evan	21	24	8	-	-	1	1	1	13	17	12	7	1	31	10	32.3%	9	35	25.7%				
SEASON (INCLUDING INACTIVE)	213	222	50	1	1	19	18	45	96	107	106	89	3	238	89	37.4%	136	471	28.9%				

## STORM CHASERS BULLPEN USAGE (PITCH COUNT, LAST TWO WEEKS)

DAY OF WEEK		TUE	WED	THU	FRI	SAT	SUN	MON	TUE	WED	THU	FRI	SAT	SUN	LAST OMAHA RELIEF APPEARANCE									
DATE		9/12	9/13	9/14	9/15	9/16	9/17	9/18	9/19	9/20	9/21	9/22	9/23	9/24	GAME	IP	H	R	ER	BB	SO	HR	BF	
56	Anderson, Justin	25 (JWNL)			27 (JWNL)						33				THU 9/21 @ Columbus	2.0	1	0	0	1	2	0	8	
48	Barlow, Joe	23			12						44				THU 9/21 @ Columbus	2.1	2	2	2	0	5	1	9	
32	Chamberlain, Christian (L)				3					18					WED 9/20 @ Columbus	1.0	0	0	0	1	1	0	4	
47	Coleman, Dylan		25		22				13			16			FRI 9/22 @ Columbus, L	0.2	1	1	1	1	2	0	5	
36	de Geus, Brett					13					42				THU 9/21 @ Columbus, L	0.2	6	6	6	2	0	1	10	
55	Dipoto, Jonah			6						12					WED 9/20 @ Columbus	0.2	0	0	0	1	1	0	3	
38	Hearn, Taylor (L)			17			14					31			FRI 9/22 @ Columbus	0.2	2	3	3	2	2	1	6	
54	Heasley, Jonathan		25		14		18		27	16					TUE 9/19 @ Columbus	1.0	2	2	2	1	2	1	6	
62	Klein, Will	21		20			38				14	13			FRI 9/22 @ Columbus	1.0	0	0	0	0	1	0	3	
40	Pennington, Walter (L)	20		22					26			44			FRI 9/22 @ Columbus	3.0	0	0	0	2	2	0	11	
47	Sisk, Evan (L)		39			19				29		5			FRI 9/22 @ Columbus	0.1	0	0	0	0	0	0	1	

OMAHA STARTING PITCHER SPLITS						1ST PITCH STRIKES			1-2-3 INNINGS			OMAHA STARTERS VS. RELIEVERS		
	PITCHER	GS	W-L	TEAM W-L	R SUPPORT	SUPPORT/GS	FPS	TBF	% FPS	TOTAL	POSSIBLE	% 1-2-3	STARTERS	RELIEVERS
50	Castillo, Max	21	6-7	10-12	52	2.48	202	476	42.4%	35	107	32.7%		
35	Parrish, Drew	18	4-5	11-7	73	4.06	197	357	55.2%	15	59	25.4%	34-37	W-L 33-39
	Veneziano, Anthony	17	5-4	8-9	42	2.47	225	375	60.0%	24	84	28.6%		
54	Heasley, Jonathan	15	1-5	8-7	40	2.67	188	318	59.1%	20	67	29.9%		
	Bowlan, Jonathan	12	5-6	5-7	37	3.08	126	259	48.6%	19	55	34.5%	5.20	ERA 5.55
	Cox, Austin	9	2-1	5-4	27	3.00	90	161	55.9%	15	40	37.5%		
	Mayers, Mike	8	2-1	3-5	15	1.88	99	160	61.9%	9	34	26.5%		
57	Hoffmann, Andrew	7	3-3	4-3	23	3.29	86	153	56.2%	7	32	21.9%	641.2	INNINGS 615.0
	Zerpa, Angel	6	0-2	1-5	6	1.00	75	117	64.1%	6	25	24.0%		
52	Lynch IV, Daniel	5	2-1	3-2	15	3.00	46	82	56.1%	6	19	31.6%		
	Ragans, Cole	4	2-1	3-1	15	3.75	42	81	51.9%	4	15	26.7%	672 (123)	HITS (HR) 621 (84)
45	Sisk, Evan	3	0-0	0-3	1	0.33	20	29	69.0%	1	6	16.7%		
	Yarbrough, Ryan	3	0-0	1-2	5	1.67	37	53	69.8%	5	14	35.7%	387 (371)	R (ER) 428 (379)
	Marsh, Alec	3	2-0	2-1	14	4.67	46	66	69.7%	1	15	6.7%		
	Mengden, Daniel	3	0-0	3-0	7	2.33	19	49	38.8%	2	7	28.6%	283	BB 402
	Keller, Brad	2	0-0	1-1	5	2.50	12	19	63.2%	0	4	0.0%		
	McArthur, James	2	0-0	1-1	5	2.50	12	19	63.2%	3	5	60.0%	573	K 694
40	Pennington, Walter	1	0-0	0-1	3	3.00	6	9	66.7%	1	3	33.3%		
62	Klein, Will	1	0-0	0-1	0	0.00	3	5	60.0%	0	1	0.0%		
48	Barlow, Joe	1	0-0	0-1	1	1.00	6	11	54.5%	0	2	0.0%		
	Martinez, Marcelo	1	0-1	0-1	1	1.00	13	22	59.1%	2	5	40.0%	1.49	WHIP 1.66
	Kowar, Jackson	1	0-1	0-1	1	1.00	9	14	64.3%	0	2	0.0%	.270	AVG .262
		143			388	2.71	1,559	2,835	55.0%	175	601	29.1%		

OMAHA STARTING PITCHER/CATCHER MATCHUPS																																			
PITCHER	LOGAN PORTER							JOSE BRICENO							JAKSON REETZ							FREDDY FERMIN							TOTALS						
	GS	W-L	ERA	IP	ER	BB	SO	GS	W-L	ERA	IP	ER	BB	SO	GS	W-L	ERA	IP	ER	BB	SO	GS	W-L	ERA	IP	ER	BB	SO	GS	W-L	ERA	IP	ER	BB	SO
50 Castillo, Max	9	3-2	4.07	48.1	22	12	40	6	2-1	4.60	31.1	16	6	25	4	1-2	3.97	22.1	10	5	21	2	0-2	7.71	9.1	8	5	4	21	6-7	4.50	112.0	56	28	90
35 Parrish, Drew	9	2-4	10.38	34.1	40	27	22	4	1-1	7.50	18.0	15	10	10	3	1-0	1.46	11.2	2	12	10	2	0-0	3.86	7.0	3	3	11	18	4-5	7.50	72.0	60	52	53
Veneziano, Anthony	7	2-0	3.16	37.0	14	13	33	7	2-4	4.54	37.0	19	19	36	3	1-0	8.59	7.1	7	6	6	-	-	-	-	-	-	17	5-4	4.09	88.0	40	40	78	
54 Heasley, Jonathan	7	0-4	7.83	33.0	29	11	35	1	0-0	0.00	3.0	0	0	1	3	0-0	4.12	15.0	7	7	11	4	1-1	10.20	17.2	21	9	16	15	1-5	7.40	69.1	57	27	63
Bowlan, Jonathan	9	4-4	4.93	43.0	25	21	35	2	0-2	14.14	6.2	11	4	9	-	-	-	-	-	-	-	-	-	-	-	-	-	12	5-6	5.83	58.2	38	26	47	
Cox, Austin	7	1-1	3.72	29.0	12	13	25	2	-	-	-	-	-	-	2	1-0	0.82	11.0	1	6	9	-	-	-	-	-	9	2-1	2.93	40.0	13	19	34		
Mayers, Mike	-	-	-	-	-	-	-	-	-	-	-	-	-	-	5	2-0	4.91	22.0	12	11	20	3	0-1	10.50	12	14	6	9	8	2-1	6.88	34.0	26	17	29
57 Hoffmann, Andrew	4	2-1	7.85	18.1	17	7	28	3	1-2	3.07	14.1	5	8	16	-	-	-	-	-	-	-	-	-	-	-	-	-	7	3-3	5.73	33.0	21	15	44	
Zepa, Angel	4	0-2	7.63	15.0	13	10	19	2	0-0	0.79	10.2	1	3	4	-	-	-	-	-	-	-	-	-	-	-	-	-	6	0-2	4.73	26.2	14	13	23	
52 Lynch IV, Daniel	1	1-0	0.00	6.0	0	0	5	-	-	-	-	-	-	-	3	1-0	5.25	12.0	7	3	13	-	-	-	-	-	5	2-0	3.15	20.0	7	4	18		
Ragans, Cole	4	2-1	4.82	18.2	10	10	22	-	-	-	-	-	-	-	-	-	-	-	-	-	-	-	-	-	-	-	4	2-1	4.82	18.2	10	10	22		
45 Sisk, Evan	1	0-0	3.86	2.1	1	2	3	2	0-0	4.50	4.0	2	3	2	-	-	-	-	-	-	-	-	-	-	-	-	3	0-0	4.26	6.1	3	5	5		
Yarbrough, Ryan	1	0-0	3.86	4.2	2	1	9	2	0-0	0.00	10.0	0	1	9	-	-	-	-	-	-	-	-	-	-	-	-	3	0-0	1.23	14.2	2	2	18		
Marsh, Alec	3	2-0	2.40	14.2	4	7	19	3	2-0	2.40	14.2	4	7	19	-	-	-	-	-	-	-	-	-	-	-	-	3	2-0	2.40	15.0	4	7	19		
Mengden, Daniel	2	0-0	5.87	7.2	5	4	5	-	-	-	-	-	-	-	1	0-0	3.00	3.0	1	1	4	-	-	-	-	-	3	0-0	5.06	10.2	6	5	9		
Keller, Brad	1	0-0	4.50	2.0	1	2	3	1	0-0	0.00	2.0	0	3	0	-	-	-	-	-	-	-	-	-	-	-	-	2	0-0	2.25	4.0	1	5	3		
McArthur, James	1	0-0	0.00	3.0	0	0	5	1	0-0	0.00	2.0	0	0	2	-	-	-	-	-	-	-	-	-	-	-	-	2	0-0	0.00	5.0	0	0	7		
Pennington, Walter	1	0-0	0.00	3.0	0	0	3	-	-	-	-	-	-	-	1	0-0	0.00	3.0	0	0	3	-	-	-	-	-	1	0-0	0.00	3.0	0	0	3		
62 Klein, Will	1	0-0	9.00	1.0	1	1	2	-	-	-	-	-	-	-	-	-	-	-	-	-	-	-	-	-	-	-	1	0-0	9.00	1.0	1	1	2		
48 Barlow, Joe	1	0-0	13.50	2.0	3	2	0	-	-	-	-	-	-	-	-	-	-	-	-	-	-	-	-	-	-	-	1	0-0	13.50	2.0	3	2	0		
Martinez, Marcelo	1	0-1	9.00	5.0	5	1	3	-	-	-	-	-	-	-	-	-	-	-	-	-	-	-	-	-	-	-	1	0-1	9.00	5.0	5	1	3		
Kowar, Jackson	-	-	-	-	-	-	-	-	-	-	-	-	-	-	-	-	-	-	-	-	-	-	-	-	-	-	1	0-1	13.50	2.2	4	4	3		
Relievers	-	18-22	5.75	328.0	242	222	368	-	6-7	5.38	118.2	71	79	139	-	4-8	5.29	98.0	58	64	119	-	5-1	4.97	54.0	30	31	57	-	33-39	5.55	675.0	379	402	694
TOTALS	74	37-42	5.61	658.0	413	366	684	31	12-17	4.85	259.2	140	136	253	23	11-10	4.62	202.1	105	115	213	12	6-6	6.99	102.1	80	58	100	143	67-76	5.36	1256.2	749	685	1206
CS/ATT	13/39							CS/ATT	13/39						CS/ATT	5/29						CS/ATT	3/10						CS/ATT	42/181					
PCT	19.99%							PCT	33.33%						PCT	17.24%						PCT	30.00%						PCT	23.26%					

TOTALS factor in games caught by Tyler Crolepy and Kale Emshoff, including 2 starts by Crolepy and 1 by Emshoff

OMAHA CATCHER PITCHING STATS
------------------------------



## PLAYER

19 CJ  
ALEXANDER

INFILDER - L/L - 6'3" - 215 - 7/17/1996 (27)  
Traded from Atlanta - 7/17/2022  
Drafted by Atlanta - 2018, 20th Round  
Born: Carmichael, Indiana • Resides: Surprise, Arizona

60 JOSÉ  
BRICEÑO

CATCHER - R/R - 6'3" - 230 - 9/19/1993 (30)  
Signed 1/18/2023 as a Minor League Free Agent  
Originally signed 4/29/2010 with Colorado (Intl. F.A.)  
Born: Caracas, Venezuela • Resides: Mesa, Arizona

17 ANGELO  
CASTELLANO

INFILDER - R/R - 6'0" - 165 - 1/13/1995 (28)  
Signed 7/16/2011 as an International Free Agent  
Born/Resides: San Diego, Venezuela

6 CLAY  
DUNGAN

INFILDER - L/R - 6'1" - 195 - 6/2/1996 (27)  
2019 MLB Draft - Round 9 (Indiana State)  
Born: Muncie, Indiana • Resides: Alexandria, Indiana

24 NATE  
EATON

INFILDER/OUTFIELD - R/R - 5'11" - 200 - 12/22/1996 (26)  
2018 MLB Draft - Round 21 (VMI)  
Born/Resides: Chester, Virginia

41 KALE  
EMSHOFF

CATCHER - R/R - 6'2" - 228 - 5/2/1998 (25)  
Signed 6/23/2020 as an Undrafted Free Agent (Arkansas-Little Rock)  
Born/Resides: Robstown, Texas

28 TYLER  
GENTRY

OUTFIELDER - R/R - 6'2" - 215 - 2/1/1999 (24)  
2020 MLB Draft - Round 3 (Alabama)  
Born: Memphis, Tenn. • Resides: Arlington, Tenn.

34 DEVIN  
MANN

INFILDER - R/R - 6'3" - 210 - 2/11/1997 (26)  
Trade from Los Angeles (NL) - 8/1/2023  
Drafted by Los Angeles (NL) - 2018, 5th Round (Louisville)  
Born/Resides: Columbus, Indiana

3 MORGAN  
MCCULLOUGH

INFILDER - L/R - 5'10" - 190 - 12/19/1997 (25)  
Signed 2/24/2022 as a Minor League Free Agent  
Drafted by Los Angeles (AL) - 2019, 22nd Round (Alabama)  
Born/Resides: Seattle, Washington

7 JOHN  
RAVE

OUTFIELDER - L/L - 6'0" - 200 - 12/30/1997 (25)  
2019 MLB Draft - Round 5 (Illinois State)  
Born: Canton, Illinois • Resides: Bloomington, Illinois

0 SAMAD  
TAYLOR

INFILDER/OUTFIELD - R/R - 5'10" - 160 - 7/11/1998 (25)  
Traded from Toronto - 8/2/2022  
Drafted by Cleveland - 2013, 10th Round (Corona HS)  
Born: Corona, California • Resides: Sioux Falls, South Dakota

8 BUBBA  
THOMPSON

OUTFIELDER - R/R - 6'2" - 195 - 6/9/1998 (25)  
Claimed off Waivers from Texas - 8/13/2023  
Drafted by Texas - 2017, 1st Round/26th (McGill-Toolen Catholic HS)  
Born: Jacksonville, Florida • Resides: Mobile, Alabama

## QUICK NOTES

- 2023: Hit .391 with a 1.245 OPS in 17 Cactus League games for KC, opened the regular season with OMA, played 44 games but placed on the Injured List 6/11, activated 7/14 ... hit .412 on rehab in 6 games with the ACL Royals, 4 HR, 15 RBI and 1.835 OPS ... 4th on Chasers with 13 HR despite missing a month.
- 2022: Began year with Mississippi Braves (AA) in the Southern League, traded with 2 players to KC from Atlanta on 7/11, assigned to NW Arkansas ... in 114 total games, tied 6th in Double-A in RBI (87), tied 10th in HR (25) ... set career highs in games played, 2B (18), HR, RBI, and SB (19) ... Double-A leader in Aug. in RBI (29), tied 1st in league in HR (8).
- 2018-21: Played 182 games in the Braves' system, between R, A, A+ and AA ... slashed .229/.310/.374 (144-for-628) with 14 HR and 66 RBI ... began and ended 2019 in Double-A with Mississippi, spent July in High-A with the Florida Fire Frogs ... played 87 games in Double-A with league-champion Mississippi in 2021.
- MISC: Brother Blaze is prospect in the Diamondbacks system, a 2022 Texas League Postseason All-Star with Amarillo, added to the D-backs' 40-man roster in November 2022.

## HIT STREAK:

- 2023: Opened the season in NW Arkansas (AA) and appeared in 15 games for the Naturals (11 starts at catcher) and hit .246 (16-for-65) with 3 2B and 7 RBI ... on the injured list from 4/30 to 5/16 and again from 5/24 to 6/9 ... assigned to Triple-A on 6/16, has played in 33 of Omaha's 82 games since (40%) including 5 straight starts at catcher (9/9-9/14), a team-high this year ... between 7/9 and 8/24, caught 10 of 15 basestealers (67%), but 2 for his last 15.
- 2022: Began the season with the Lexington Legends in the independent Atlantic League and appeared in 26 games before signing with Kansas City on May 23 and reporting to Omaha (AAA), where he finished the season, slashing .252/.298/.405 (33-for-133) over 37 games the Storm Chasers (34 starts at catcher).
- 2016 to 2020: Played 5 seasons in the Angels system, beginning in High-A in 2016 before making his MLB debut in 2018 ... played 46 Major League games with the Angels in 2018 and hit .239 (28-for-117), made his debut on May 26 at Yankee Stadium, went 2-for-4 with 1 homer and 2 RBI ... played 2 games with the Angels in 2020.
- 2010 to 2015: Played 5 seasons in the Rockies system and reached Low-A ... traded to Atlanta in Jan. 2015 and spent the year in High-A, traded to the Angels in Nov. 2015.

HIT STREAK: 4 Games (9/17 to 9/22), .278 (5-for-18), 1 2B, 4 HR

- 2023: This season in his 13th in the Royals system, all in the Minors, with 910 games played (.246 Triple-A) ... has reached base in 79 of 102 games and 17 of his last 23 plate appearances ... has set career-highs this season in HR (15), RBI (55), 2B (21), TB (156) & BB (52), on pace for a career-best in OPS (.8763) ... has at least 7 starts at all 4 infield positions: 1B (14), 2B (7), 3B (11) and SS (69) ... hit team-best .370 in July with 1.094 OPS ... 1st on team with .329 average in 2nd half.
- 2022: In his 11th year as a member of the Royals' organization, began the year with Omaha, but assigned to NW Arkansas (AA) on 8/9 and finished the season with the Naturals ... over 59 games with the Storm Chasers, slashed .218/.318/.316 (38-for-174) while playing six different positions (1B, 2B, 3B, SS, LF & RF) ... made at least 10 starts at each SS (150.2 innings), 3B (121.0 innings) and 1B (115.0 innings) ... snapped 0-for-27 stretch with Naturals on 8/21 vs. San Antonio ... 15-for-67 over last 20 games after hitless streak ended ... played 800th MLB game (all in Royals system) on 9/15 vs. Frisco, entered as defensive replacement.
- 2011-2023: Played 803 games in the Royals' minor league system, slashing .232/.311/.312 (606-for-2610), with 29 HR and 271 RBI ... 2013 Dominican Royals Player of the Year.

HIT STREAK: 7 Games (9/14 to 9/22), .579 (11-for-19), 1 2B, 4 HR

- 2023: Opened the season on the injured list (right hamate fracture he suffered in Spring Training), activated from the IL on 5/4 and made his season debut 5/5 ... first hit of the season was a HR in the 3rd inning on 5/9 at SWB, went 190 PA into his next on 8/12 ... 2 of his 5 homers have been leadoff HR ... has made at least 20 starts at each 2B (27), SS (20) & 3B (23) this year ... has started at least once at all 9 spots in the batting order.
- 2022: Spent the entire season with Omaha and tied for 1st on the team in triples (4), while ranking 2nd in games played (127), plate appearances (515) and runs (64). 3rd in doubles (22), total bases (151), stolen bases (17) and walks (47). 4th in hits (94) and 5th in RBI (52) ... made starts at a career-high six positions for the Chasers, including 2B, (62 G), 3B, (40 G), SS (6 G) and his first professional appearances in the outfield: in LF (13 G), CF (1 G) and RF (2 G).
- 2021: Spent the entire season with NW Arkansas (AA), playing in 108 of the team's 119 regular season games, including 104 starts as the leadoff hitter ... led the Naturals in games played, at-bats (444), runs scored (74) and hits (128) ... led off the game with a hit 32 times, including 10 of his last 19 regular season games.

## HIT STREAK:

- 2023: Made his first Opening Day roster with Royals, but has hit .075 (4-for-53) in 28 games over 4 stints with KC ... on his 4th stint with Omaha (4/24-5/5, 5/25-6/9, 6/16-6/23 & 6/26-pres) ... threw a scoreless inning 4/10 @ TEX, 2 hits and 1 strikeout, fastball sat 91-95 ... after opening 0-for-25 with KC, hits in first 2 AB's with OMA, HR in first AB 4/27 @ NAS ... homered in first AB back again on 6/17 vs. COL ... has hits in 55 of 84 games with Omaha, with 23 multi-hit games, including 4 straight multi-hit games from 8/11 to 8/17, but just 4 in 28 games since (.231 average) ... 7 of 15 HR this year have come on the first pitch.
- 2022: Split time in the Minor Leagues between NW Arkansas (AA) and Omaha (AAA) but also appeared in 44 games with Kansas City over three separate stints with the Royals: 7/14-17, 8/4-22 and 9/1 through the end of the regular season ... opened the year in Double-A and made his MLB debut July 14 ... led the majors with a 98.1 mph arm strength ... for the 2nd straight year, saw time at five positions in the Minors (SS, 3B, LF, CF and RF), played in the OF for 27 of his first 29 games, then played 3B for 12 of his last 15 games.
- 2021: Began the season with Quad Cities (A+) and played 70 games for the River Bandits, led the team in stolen bases (23) and played in the Arizona Fall League.

HIT STREAK: 6 Games (9/16 to 9/22), .333 (8-for-24), 1 2B, 1 HR

- 2023: Opened the season with Quad Cities (A+) and played 89 games with the River Bandits, before being promoted to Omaha on 9/10 ... reached base in 30 of his last 32 games in High-A and hit safely in 18 of his last 20, with a .380 average between 8/12 and 9/8, including a 4-hit, 2 HR, 5 RBI game 9/7 @ South Bend ... pinch-hit for Nate Eaton on 9/10 @ IOW and doubled in his first Triple-A plate appearance ... on Development List 9/14 to 9/17.
- 2022: Played in 100 games with Quad Cities (A+), notching 12 home runs and 19 doubles, while starting a team-high 57 games at catcher ... homered off of Brandon Woodruff during the All-Stars rehab assignment with the Wisconsin Timber Rattlers on 6/23 ... received his first invitation to Major League Spring Training.
- 2021: Made his professional debut and spent the majority of the season with Columbia (A) ... ended the season with Quad Cities (A+) ... slashed .273/.380/.505 with 10 home runs and 43 RBIs with the Fireflies and led the team in OPS ... reached in 12 of his first 13 games as a professional.
- MISC: 197 of his 253 professional games have been with Quad Cities ... launched an apparel company, Seams Apparel, which is an athletic brand that unites athletes and fans built on the pillars of hard work and determination to achieve success ... resides on a farm in Robstown, Texas, where his family grows corn and cotton.

## HIT STREAK:

- Ranked by MLB Pipeline as the No. 8 Royals prospect ... Ranked by Baseball America as the No. 9 Royals prospect
- 2023: Has reached base in 103 of 122 games this season (84%), has not gone more than 2 straight games without reaching base this season ... 1st on team with 15 HR, 69 RBI, 116 hits, 27 doubles, 44 extra base hits, 192 total bases & 79 walks ... his 108 starts in RF are the most of any Storm Chaser at a single defensive position since 2011 ... leads team in 2nd-half with 59 H & 46 BB.
- 2022: Named Kansas City's George Brett Award winner (top position player in the organization and NW Arkansas (AA) ... began season in Quad Cities (A+), assigned to NW Arkansas (6/4) ... ranked 8th in MLB in batting average (.326) ... Royals org leader in AVG (.326), SLG (.542) and OPS (.964), 2nd in OBP (.422) ... drove in at least one run in 36 of 73 games since joining the Naturals, reached base in 64 of 73 games (87.67%) ... reached in 28 straight games, 7/30 to 9/3, with .485 OBP.
- 2021: Spent his first pro season in Quad Cities (A+) ... played everyday for the first two months of the season ... placed on the 7-day injured list on 7/14 and then the 60-day IL 8/2.

HIT STREAK: 6 Games (9/16 to 9/22), .346 (9-for-26), 2 2B

Ranked by MLB Pipeline as the No. 27 Royals prospect ... Ranked by Baseball America as the No. 21 Royals prospect

- 2023: Opened the season with Oklahoma City (AAA) and played 89 games for the OKC Dodgers, slashing .307/.402/.541 (101-for-329, .943 OPS) with 33 doubles, 14 home runs and 50 walks ... made at least 7 starts at 5 positions: 1B (20), 2B (17), 3B (29), SS (7) & LF (9) ... traded to KC on 8/1 as part of the package for LHP Ryan Yarbrough, assigned to Omaha ... 1st among Triple-A hitters with 41 doubles, tied 4th with 62 XBH, tied 14th with 78 BB and tied 15th with 86 RBI.
- 2022: Split his year between Tulsa (AA) and Oklahoma City (AAA), earned his first promotion to Triple-A on 8/2 ... slashed .267/.384/.469/.853 in 74 games with Tulsa, with 11 HR and 35 RBI ... with OKC, slashed .258/.372/.455/.827 over 44 games with 5 HR ... played at least 5 games at each infield position, including SS for the first time in his pro career.
- 2021: Played the entire season with Tulsa (AA) and slashed .244/.350/.436/.786 over 110 games, with 14 HR ... hit two homers in 3 straight games @ Amarillo, 9/9, 9/10 & 9/11.

## HIT STREAK:

- 2023: Opened the season with NW Arkansas (AA) and slashed .241/.345/.393 (62-for-257) in 77 games with 6 HR & 25 RBI ... starts at 2B (16), SS (22), 3B (28) and LF 1 with the Naturals, also pitched twice (1.2 IP, 0 H, 0 R, 0 BB, 0 K) ... assigned to Omaha 9/1, made AAA debut 9/3 vs. LOU and went 1-for-2 with 2 RBI & 2 BB.
- 2022: Began the season with Quad Cities (A+) and totaled 64 games with the River Bandits, slashed .241/.370/.398 (46-for-191) with five HR and 23 RBI, playing 2B, 3B and SS ... assigned to NW Arkansas on 7/12, had hits in first two games with the Naturals ... sent back to Quad Cities 7/19, returned to NWA again on 8/1 through the end of the season ... hit safely in 11 of his last 13 games in the season and 8 of 9 games in September, with a .296 average (8-for-27) with 1 HR, 3 RBI and 6 BB.
- 2021: Played for the Kansas City Monarchs in the MLB Partner League American Association and was named the PURE Performance Rookie of the Year in the league ... slashed .333/.406/.557 (94-for-282) across 80 games for the league champions ... led the team in batting average, ranked fifth in the league.
- 2019-20: Drafted by the Angels in the 22nd Round of the 2019 draft out Alabama and split the season between Orem (R) and Burlington (A) ... released on May 29, 2020.

HIT STREAK: 2 Games (9/17 to 9/22), .444 (4-for-9), 1 2B

- 2023: Reached base in 31 straight games between 5/31 and 7/14 between AA & AAA ... opened the year with NWA, played 54 games for the Naturals, with 5 HR, 24 RBI & team-leading 34 BB, made 40 of 53 starts in CF ... hit 3 HR on 4/18 vs. Amarillo with 6 RBI ... transferred to Omaha on 6/13, has hits in 43 of 67 games with the Chasers, with 20 of 60 hits for XBH, 36 RBI & 35 BB since he joined the team, 4 of 6 HR have been vs. LHP ... hit safely in first 9 games ... drove in 8 runs in first AAA series vs. COL (6/13 to 6/18).
- 2022: Spent most of the season with NW Arkansas (AA), played 111 games with the Naturals, also appeared in 11 games with Omaha across two stints (5/25-6/4 & 7/12-7/19) ... slashed .195/.233/.390 (8-for-41) over 11 games for the Chasers, including 2 HR, 4 RBI game on 7/17 @ Rochester ... played 18 games for Surprise in the Arizona Fall League.
- 2021: Spent the season with Quad Cities (A+) and appeared in 77 games for the High-A Central Championship River Bandits ... named an MiLB.com Organization All-Star in the outfield for Kansas City and slashed .252/.352/.453 (70-for-278) ... hit 14 homers and stole 13 bases, making him one of five 13-13 players in the system in 2021.

## HIT STREAK:

- Ranked by Baseball America as the No. 26 Royals prospect
- 2023: Has reached base for Omaha in 74 of 85 games (87%), including 45 of his last 51 ... 6th in the league in OBP (.419) 6th in SB (43), 8th in AVG (.301) ... opened the year with Omaha and hit .304 over 62 games, reached 14 of his last 18 plate appearances before getting called up to the big leagues for the first time on 6/16, has 3 stints with Royals now (6/16-7/4, 7/9-7/18, 7/28-9/4) ... stole 4 bases on 5/4 vs. LOU & 7/5 @ GWN ... in his 3 MLB stints, has played 31 games and hit .200 (12-for-60) with 4 RBI and 8 SB for KC ... first MLB hit was walk-off RBI single in MLB debut on 6/17 vs. LAA.
- 2022: Began the year in the Blue Jays system with Buffalo (AAA), played in 70 games before being acquired by Kansas City at the 2022 Trade Deadline with RHP Max Castillo in exchange for Whit Merrifield, did not play the rest of the season due to a preexisting injury (left oblique strain) ... added to KC 40-man roster 11/10/22 ... traded from CLE to TOR on 7/31/2017.

## HIT STREAK:

- 2023: Made his first Opening Day roster with the Rangers and played 37 games with Texas over two stints and hit .170 (9-for-53) with 5 XBH (4 2B, 1 3B) ... over 32 games with Round Rock (AAA), hit .260 (33-for-137) with a .740 OPS and 16-for-18 in steals ... DFA'd by Texas on 8/11, claimed by KC 8/13 and optioned to Omaha, when 2-for-4, 3 R in first game with OMA on 8/15 @ TOL ... since joining Omaha, leads the team with 36 H, 57 TB, 11 SB & 21 R.
- 2022: Opened the year with Round Rock (AAA) and played 80 games for the Express, but promoted to Texas on 8/4 for his MLB debut with the Major League debut and hit .265 (45-170) with 11 homers, 5 doubles and 9 RBI over 55 games with the Rangers ... named Round Rock's 2022 MVP after slashing .304/.355/.474 (105-346) with 13 homers, 12 doubles, 4 triples and 48 RBI in Triple-A ... was 49-for-57 (84.2%) in steal attempts in Round Rock, finished 2nd in the PCL in steals.
- 2021: Spent the entire season with Frisco (AA), slashed .275/.325/.483/.808 with 16 HR, 52 RBI & 25 SB over 104 games, selected as a Double-A Central Postseason All-Star.

## HIT STREAK:

ON-BASE BASE STREAK: 5 Games (9/16 to 9/21), .190 (4-for-21), 3 BB

## ON-BASE BASE STREAK:

ON-BASE BASE STREAK: 6 Games (9/13 to 9/22), .292 (7-for-24), 1 BB

ON-BASE BASE STREAK: 8 Games (9/12 to 9/22), .500 (11-for-22), 5 BB, 2 HBP

ON-BASE BASE STREAK: 8 Games (9/12 to 9/22), .500 (11-for-22), 5 BB, 2 HBP

ON-BASE BASE STREAK: 7 Games (9/15 to 9/22), .308 (8-for-26), 3 BB

ON-BASE BASE STREAK: 2 Games (9/10 to 9/21), .333 (1-for-3), 2 BB

ON-BASE BASE STREAK: 23 Games (8/23 to 9/22), .329 (26-for-79), 21 BB, 1 HBP

ON-BASE BASE STREAK: 2 Games (9/21 to 9/22), .167 (1-for-6), 2 BB

ON-BASE BASE STREAK: 2 Games (9/17 to 9/22), .444 (4-for-9)

ON-BASE BASE STREAK: 5 Games (9/16 to 9/21), .190 (4-for-21), 3 BB

ON-BASE BASE STREAK: 5 Games (9/16 to 9/21), .190 (4-for-21), 3 BB

ON-BASE BASE STREAK: 5 Games (9/16 to 9/21), .190 (4-for-21), 3 BB

ON-BASE BASE STREAK: 5 Games (9/16 to 9/21), .190 (4-for-21), 3 BB

## CAREER HIGHS

H	3	(19x) Last: 7/6/23 @ ACL Cubs
R	4	8/17/22 vs. San Antonio
HR	2	(5x) Last: 8/11/22 @ Arkansas
RBI	7	7/6/23 @ ACL Cubs
BB	3	(3x) Last: 7/6/23 @ ACL Cubs
SB	2	(2x) Last: 5/26/22 @ Pensacola
H	4	(7x) Last: 4/4/19 @ Albuquerque
R	4	(2x) Last: 7/1/13 vs. Orem
HR	3	6/28/13 vs. Orem
RBI	7	6/28/13 vs. Orem
BB	3	7/18/11 @ DSL Padres
SB	3	6/21/10 vs. DSL Diamondbacks
H	4	(5x) Last: 8/18/17 vs. Asheville
R	4	6/26/16 @ Grand Junction
HR	2	7/19/19 @ Amarillo
RBI	5	7/17/22 @ Rochester
BB	3	(6x) Last: 6/17/23 vs. Columbus
SB	2	(2x) Last: 6/6/23 @ Indianapolis
H	6	6/23/19 vs. Billings
R	4	9/3/19 vs. Missoula
HR	2	6/26/22 vs. Columbus
RBI	4	(3x) Last: 6/28/22 @ St. Paul
BB	3	(2x) Last: 6/20/23 @ Rochester
SB	3	(2x) Last: 8/8/21 @ Arkansas
H	4	(8x) Last: 9/3/22 @ DETROIT
R	3	(21x) Last: 6/17/23 vs. Columbus
HR	2	(3x) Last: 6/17/23 vs. Columbus
RBI	4	(6x) Last: 6/22/22 vs. Columbus
BB	4	7/29/18 @ Ogden
SB	3	(2x) Last: 5/26/23 @ St. Paul
H	4	(2x) Last: 9/7/23 @ South Bend
R	3	(2x) Last: 8/29/21 @ Myrtle Beach
HR	2	9/7/23 @ South Bend
RBI	6	8/10/21 vs. Fayetteville
BB	2	(20x) Last: 8/25/23 @ Wisconsin
SB	1	(4x) Last: 8/25/23 @ Wisconsin
H	4	(4x) Last: 9/16/23 vs. Indianapolis
R	4	(2x) Last: 7/17/22 @ Corpus Christi
HR	2	(2x) Last: 6/29/22 @ Amarillo
RBI	6	6/2/21 vs. Beloit
BB	3	(7x) Last: 7/22/23 vs. St. Paul
SB	2	9/17/23 vs. Indianapolis
H	4	(3x) Last: 5/16/19 @ Lancaster
R	4	9/11/22 vs. Tacoma
HR	2	(6x) Last: 6/17/23 vs. Salt Lake
RBI	5	(3x) Last: 6/17/23 vs. Salt Lake
BB	3	(6x) Last: 8/27/23 vs. St. Paul
SB	2	(2x) Last: 9/7/23 @ Iowa
H	4	(8x) Last: 9/17/23 vs. Indianapolis
R	3	5/7/23 vs. Wichita
HR	2	5/19/23 vs. Springfield
RBI	4	5/22/22 @ Dayton
BB	3	8/1/2019 @ Grand Junction
SB	1	(19x) Last: 8/19/23 @ Corpus Christi
H	4	(4x) Last: 6/18/23 vs. Columbus
R	5	4/18/23 vs. Amarillo
HR	3	4/18/23 vs. Amarillo
RBI	6	4/18/23 vs. Amarillo
BB	3	(3x) Last: 9/10/22 @ Wichita
SB	3	8/22/21 @ South Bend
H	4	(4x) Last: 6/15/22 @ Lehigh Valley
R	4	6/8/21 @ Portland
HR	2	(4x) Last: 6/21/22 vs. St. Paul
RBI	5	(2x) Last: 6/21/22 vs. St. Paul
BB	4	(2x) Last: 7/26/23 @ Columbus
SB	4	(3x) Last: 7/6/23 @ Gwinnett
H	4	(4x) Last: 5/27/22 @ Albuquerque
R	3	(15x) Last: 9/1/23 vs. Louisville
HR	2	(3x) Last: 5/27/22 @ Albuquerque
RBI	5	5/6/2021 vs. Midland
BB	3	7/9/2022 vs. Albuquerque
SB	3	(2x) Last: 5/7/2022 @ Reno

SO NICE, THEY DID IT TWICE (OR MORE)	MULTI-HIT GAMES					MULTI-RUN GAMES					MULTI-RBI GAMES					MULTI-BB GAMES					MULTI-K GAMES					MULTI-SB GAMES				
	2	3	4	5+	T	2	3	4	5+	T	2	3	4	5+	T	2	3	4	5+	T	2	3	4	5+	T	2	3	4	5+	T
19 Alexander, CJ	9	3	-	-	12	8	1	-	-	9	4	2	1	-	7	4	-	-	-	4	24	3	1	-	28	-	-	-	-	-
60 Briceño, José	6	-	-	-	6	2	-	-	-	2	4	-	-	-	4	1	-	-	-	1	4	2	-	-	6	-	-	-	-	-
17 Castellano, Angelo	17	5	-	-	22	13	1	-	-	14	10	3	-	-	13	7	2	-	-	9	11	1	-	-	12	1	-	-	-	1
6 Dungan, Clay	12	4	-	-	16	5	2	-	-	7	3	2	-	-	5	10	1	-	-	11	8	3	-	-	11	2	-	-	-	2
24 Eaton, Nate	19	4	-	-	23	6	2	-	-	8	7	3	-	-	10	1	-	-	-	1	20	3	-	-	23	2	1	-	-	3
41 Emshoff, Kale	-	-	-	-	-	-	-	-	-	-	-	-	-	-	-	1	-	-	-	1	-	-	-	-	-	-	-	-	-	-
28 Gentry, Tyler	22	3	3	-	28	6	4	-	-	10	6	5	2	1	14	15	3	-	-	18	21	11	-	-	32	1	-	-	-	1
3 Mann, Devin	4	1	-	-	5	3	-	-	-	3	4	-	-	-	4	8	1	-	-	9	13	3	1	-	17	1	-	-	-	1
3 McCullough, Morgan	1	1	-	-	2	1	-	-	-	1	2	-	-	-	2	1	-	-	-	1	1	1	-	-	2	-	-	-	-	-
7 Rave, John	10	2	1	-	13	5	-	-	-	5	5	3	-	-	8	4	1	-	-	5	17	4	2	-	23	-	-	-	-	-
0 Taylor, Samad	21	9	-	-	30	12	3	-	-	15	13	3	-	-	16	12	3	1	-	16	18	2	1	-	21	4	2	2	-	8
8 Thompson, Bubba	10	2	-	-	12	3	2	-	-	5	2	1	1	-	4	1	-	-	-	1	6	2	1	-	9	2	-	-	-	2
Beaty, Matt	4	1	-	-	5	2	-	-	-	2	3	-	-	-	3	1	-	-	-	1	3	-	-	-	3	-	-	-	-	-
Blanco, Dairon	10	6	1	-	17	9	1	-	-	10	3	2	-	-	5	5	1	-	-	6	3	2	-	-	5	9	3	1	-	13
Bradley, Tucker	14	2	-	-	16	6	1	-	-	7	4	4	-	-	8	8	-	-	-	8	7	-	1	-	8	4	-	-	-	4
Camargo, Johan	5	-	-	-	5	-	-	-	-	-	1	-	-	-	1	3	-	-	-	3	1	-	-	-	1	-	-	-	-	-
Cropley, Tyler	-	-	-	-	-	-	-	-	-	-	-	-	-	-	-	1	-	-	-	1	-	-	-	-	1	-	-	-	-	-
Fermin, Freddy	1	1	1	-	3	3	1	-	-	4	1	1	-	1	3	2	1	-	-	3	2	-	-	-	2	-	-	-	-	-
Garcia, Maikel	4	1	-	-	5	2	-	-	-	2	2	2	-	-	4	3	1	-	-	4	2	1	-	-	3	-	-	-	-	-
Hechavarria, Adeiny	3	1	-	-	4	1	-	-	-	1	1	2	1	-	4	1	-	-	-	1	3	1	-	-	4	-	-	-	-	-
Hicklen, Brewer	9	2	-	-	11	10	1	-	-	11	4	2	-	-	6	4	-	-	-	4	14	2	-	-	16	-	-	-	-	-
Isbel, Kyle	3	-	-	-	3	1	-	-	-	1	1	1	-	-	2	1	-	-	-	1	1	-	-	-	1	-	-	-	-	-
Jenista, Greyson	-	-	-	-	-	-	-	-	-	-	-	-	-	-	-	-	-	-	-	-	2	-	-	-	2	-	-	-	-	-
Loftin, Nick	15	4	2	-	21	6	1	-	-	7	8	8	1	-	17	3	1	-	-	4	8	-	-	-	8	-	-	-	-	-
Lopez, Nicky	1	-	-	-	1	-	-	-	-	-	-	-	-	-	-	1	-	-	-	1	-	-	-	-	-	-	-	-	-	-
Massey, Michael	-	-	-	-	-	1	-	-	-	1	-	-	-	-	-	-	-	-	-	-	1	-	-	-	1	-	-	-	-	-
Olivares, Edward	2	1	1	-	4	4	-	-	-	4	1	-	-	1	2	-	-	-	-	3	-	-	-	3	-	-	-	-	-	-
Palacios, Jermaine	3	-	-	-	3	-	-	-	-	-	3	-	-	-	3	-	-	-	-	3	1	1	-	-	5	-	-	-	-	-
Porter, Logan	16	3	-	-	19	7	2	-	-	9	10	1	-	-	11	8	4	-	-	12	20	7	-	-	27	-	-	-	-	-
Pratto, Nick	2	1	-	-	3	3	-	-	-	3	2	-	-	1	3	4	1	-	-	5	7	3	-	-	10	-	-	-	-	-
Reetz, Jakson	4	2	-	-	6	-	-	-	-	-	1	-	-	1	2	2	-	-	-	2	5	2	1	-	8	-	-	-	-	-
Reyes, Franmil	1	-	-	-	1	1	-	-	-	1	-	-	-	-	1	-	-	-	-	1	1	1	-	-	2	-	-	-	-	-
Velázquez, Nelson	-	-	-	-	-	-	-	-	-	-	-	-	-	-	-	-	-	-	-	-	2	-	-	-	2	1	-	-	-	1
Wallace, Paxton	1	1	-	-	2	-	-	-	-	-	-	-	-	-	-	-	-	-	-	1	1	-	-	-	1	-	-	-	-	-
Waters, Drew	1	-	3	-	4	2	2	-	-	4	1	1	-	-	2	1	-	-	-	1	1	2	-	-	3	-	-	-	-	-
	230	60	12	0	302	122	24	0	0	146	107	47	6	5	165	112	20	1	0	133	232	59	9	0	300	27	6	3	0	36

## HITTING STREAKS

PLAYER	CURRENT	LONGEST	DATES/RESULTS							
			START	END	AVG	2B	3B	HR	RBI	OPS
19 Alexander, CJ	-	5	4/29	5/6	.278 (5-18)	1	0	0	3	.611
60 Briceño, José	4	4	9/17	9/22	.278 (5-18)	1	0	4	6	1.278
17 Castellano, Angelo	7	7	9/14	9/22	.579 (11-19)	1	0	4	7	1.943
6 Dungan, Clay	-	9	7/14	7/30	.344 (11-32)	3	1	0	3	.917
24 Eaton, Nate	6	8	8/6	8/18	.387 (12-31)	1	0	2	2	1.070
41 Emshoff, Kale	-	-	-	-	-	-	-	-	-	-
28 Gentry, Tyler	5	9	8/23	9/3	.345 (10-29)	2	0	0	5	.888
34 Mann, Devin	-	3 (2x)	9/3	9/6	.400 (4-10)	3	0	1	5	1.533
3 McCullough, Morgan	2	2 (2x)	9/17	9/22	.444 (4-9)	1	0	0	1	1.000
7 Rave, John	-	9	6/13	6/25	.406 (13-32)	4	1	2	10	1.255
0 Taylor, Samad	-	11	6/1	6/15	.405 (15-37)	4	0	2	6	1.214
8 Thompson, Bubba	-	7	8/31	9/7	.406 (13-32)	4	1	2	7	1.238

BOLD indicates longest streak in 2023 among active players

Italics indicates longest personal streak in 2023 is active

## ON-BASE STREAKS

CURRENT	LONGEST	DATES/RESULTS								
		START	END	AVG	2B	HR	BB	HBP	OBP	
-	7	5/11	5/19	.250 (7 - 28)	2	3	3	0	.313	
6	6	9/13	9/22	.292 (7 - 24)	1	5	1	0	.320	
8	11	7/4	7/29	.389 (14 - 36)	4	1	6	0	.476	
-	18	5/28	6/29	.316 (18 - 57)	1	0	14	1	.440	
7	9	8/6	8/19	.353 (12 - 34)	1	2	5	0	.436	
2	2	9/10	9/21	.333 (1 - 3)	1	0	2	0	.600	
23	23	8/23	9/22	.329 (26 - 79)	5	2	21	1	.471	
2	12	8/22	9/6	.243 (9 - 37)	5	3	15	0	.453	
2	3	9/3	9/9	.233 (3 - 9)	0	0	3	1	.538	
5	20	6/13	7/9	.351 (26 - 74)	8	3	12	0	.437	
-	16 (2x)	7/5	9/12	.404 (23 - 57)	7	1	19	1	.544	
-	7	8/31	9/7	.406 (13 - 32)	4	2	3	0	.457	

Gold indicates career-best streak

## PITCHES/PLATE APPEARANCE &amp; PLATE APPEARANCE DEPTH

PLAYER	AVG. P/PA	TOTAL PA	TOTAL P	LONGEST PA (#)	DATE	INN.	PITCHER	RESULT
19 Alexander, CJ	4.04	307	1,239	9 (3x)	8/11 vs. IOW	▼ 8	Bailey Horn	Strikeout Swinging
60 Briceño, José	3.50	119	416	9	8/31 vs. LOU	▼ 7	Casey Legumina	RBI Single
17 Castellano, Angelo	3.96	389	1,540	12	7/28 @ COL	▲ 4	Randy Labaut	Walk
6 Dungan, Clay	3.93	321	1,260	11	8/18 @ TOL	▲ 8	Sam Clay	Single
24 Eaton, Nate	3.75	364	1,366	10 (2x)	7/5 @ GWN	▲ 9	Roel Ramirez	Groundout (5-3)
41 Emshoff, Kale	4.00	5	20	7	9/21 @ COL	▲ 5	Joey Cantillo	Walk
28 Gentry, Tyler	4.28	567	2,426	12	6/7 @ IND	▲ 9	Cody Bolton	Walk
34 Mann, Devin	4.26	160	681	11	8/24 vs. STP	▼ 4	Brent Headrick	Walk
3 McCullough, Morgan	4.28	25	107	7 (3x)	9/14 vs. IND	▼ 6	Nick Burdi	Groundout (4-3)
7 Rave, John	4.21	296	1,245	9	8/30 vs. LOU	▼ 6	Evan Kravetz	Strikeout Looking
0 Taylor, Samad	4.19	412	1,727	10	7/25 @ COL	▼ 6	Jerad Eickhoff	Groundout (6-3)
8 Thompson, Bubba	3.51	144	505	9	8/24 vs. STP	▼ 7	Michael Boyle	Flyout (F7)
	4.03	3,109	12,532					

## PITCH TIMER VIOLATIONS CALLED ON OMAHA HITTERS (10)

DATE	INNING	UMPIRE	HITTER	COUNT AT CALL	BATTER RESULT (COUNT)
1. April 12 @ Iowa	▲ 9	Tom Hanahan	Samad Taylor (1)	0-1	Single (0-2)
2. June 3 vs. Memphis	▼ 8	Cody Clark	Johan Camargo (1)	0-0	Strikeout (0-2)
3. June 6 @ Indianapolis	▲ 1	Lew Williams	Dairon Blanco (1)	0-2	Strikeout (0-3)
4. June 20 @ Rochester	▲ 9	Steven Jaschinski	Tyler Gentry (1)	0-0	Strikeout (0-2)
5. June 24 @ Rochester	▲ 3	Chris Marco	José Briceño (1)	0-0	Strikeout (2-2)
6. June 24 @ Rochester	▲ 8	Chris Marco	Adeiny Hechavarria (1)	0-0	Walk (3-2)
7. July 15 vs. Indianapolis	▼ 1	Austin Jones	John Rave (1)	0-0	Strikeout (0-2)
8. August 4 @ Louisville	▲ 7	Brock Ballou	José Briceño (2)	1-1	Lineout (1-2)
9. August 11 vs. Iowa	▼ 6	Chris Marco	CJ Alexander (1)	0-0	Strikeout (0-2)
10. August 27 vs. St. Paul	▼ 7	Raul Moreno	Bubba Thompson (1)	0-0	Double (1-1)

## PINCH-HITTING LOG (27)

#	DATE	INNING	PINCH HITTER	HITTING FOR	RESULT
1.	4/5 vs. Toledo	▼ 9	CJ Alexander	Angelo Castellano	Fielder's Choice (4-6)
2.	4/14 @ Iowa	▲ 8	Tucker Bradley	Angelo Castellano	2-RBI Double
3.	4/18 vs. Gwinnett	▼ 9	Tucker Bradley	Angelo Castellano	Strikeout Looking
4.	4/29 @ Nashville	▲ 8	Logan Porter	CJ Alexander	Strikeout Swinging
5.	5/7 vs. Louisville	▼ 9	CJ Alexander	Angelo Castellano	Groundout (4-3)
6.	5/10 @ Scranton/WB	▲ 8	CJ Alexander	Angelo Castellano	Strikeout Swinging
7.	5/12 @ Scranton/WB	▲ 8	Brewer Hicklen	Tucker Bradley	Flyout (F9)



## PITCHING

vs. Left-Handed Starter	14-24
vs. Right-Handed Starter	53-52
WITH Left-Handed Starter	32-39
WITH Right-Handed Starter	35-37
0-4 strikeouts	4-3
5-9 strikeouts	31-45
10+ strikeouts	32-27
0 runs of support	2-26
1-2 runs of support	16-35
3-4 runs of support	22-10
5-9 runs of support	23-5
10+ runs of support	3-0

## SCORING

1-Run Games	11-19
2-Run Games	16-9
3-4-Run Games	20-18
5+ Run Games	20-30
Extra Innings	2-2
Shutouts	2-3
Doubleheaders	1-1 (1 SPLR)
Scoring 0-2 Runs	2-30
3-5 Runs	17-33
6-9 Runs	30-12
10+ Runs	18-1
Opponent 0-2 Runs	25-0
3-5 Runs	26-25
6-9 Runs	16-36
10+ Runs	0-15
Scored in 1st Inning	9-14
Opponent scored in 1st	25-28
Scores first	41-29
Opponent scores first	26-47

## HITTING

Omaha 0-5 hits	6-25
6-9 hits	21-33
10+ hits	40-18
Opponent 0-5 hits	13-9
6-9 hits	37-23
10+ hits	17-44
Out-hit opponent	47-15
Out-hit by opponent	14-55
Hits are tied	6-6
Hit 0 home runs	16-29
1 home run	23-30
2 home runs	12-11
3+ home runs	16-6
Opponent hit 0 home runs	21-10
1 home run	26-29
2 home runs	15-20
3+ home runs	5-17
Leave 0-5 runners on base	13-26
6-9 on base	41-32
10+ on base	15-16
Opponent leaves 0-5 runners on base	10-15
6-9 on base	37-49
10+ on base	20-12
Steals 0 bases	17-34
1 base	11-20
2 bases	16-12
3+ bases	22-10
Opponent steals 0 bases	34-28
1 base	21-23
2 bases	8-14
3+ bases	3-12

## FIELDING

Turned 0 double plays	28-28
1 double play	23-30
2 double plays	11-14
3+ double plays	5-4
Made 0 errors	44-25
1 error	16-35
2 errors	5-11
3+ errors	2-5
Opponent made 0 errors	31-9
1 error	29-24
2 errors	10-22
3+ errors	5-1

## TEAM HIGHS

LONGEST WIN STREAK *	11 Games	June 6 - June 18
LONGEST LOSING STREAK *	11 Games	August 1 - August 12
LONGEST HOME WINNING STREAK	6 Games	June 13 - June 18
LONGEST HOME LOSING STREAK	5 Games (2x)	Last: August 8 - August 12
LONGEST ROAD WINNING STREAK	5 Games (2x)	Last: June 6 - June 10
LONGEST ROAD LOSING STREAK	6 Games	August 1 - August 6
LARGEST MARGIN OF VICTORY	11 Runs	4/1 @ Indianapolis (12-1 Win)
LARGEST MARGIN OF DEFEAT	13 Runs (2x)	Last: 5/27 @ St. Paul (14-1 Loss)
LONGEST GAME, INNINGS	11 Innings	5/11 @ Scranton/Wilkes-Barre (4-3 Win)
LONGEST GAME, TIME	3:23	6/2 vs. Memphis (10-9 Win, 10 Innings)
LONGEST 9-INNING GAME, TIME	3:20	8/11 vs. Iowa (9-4 Loss)
SHORTEST 9-INNING GAME, TIME	2:00	7/18 vs. St. Paul (1-9 Win)
SHORTEST GAME, TIME	1:46	7/2 vs. Iowa, G2 (6-2 Loss)
LARGEST COMEBACK WIN	6 Runs, After 4th	5/6 vs. Louisville (11-9 Win)
LARGEST MARGIN OF LEAD SURRENDERED (LOSS)	5 Runs, After 7th	6/4 vs. Memphis (6-5 Loss)
MOST ERRORS, TEAM	3 (7x)	Last: 8/3 @ Louisville (11-2 Loss)
MOST ERRORS, PLAYER	3	Angelo Castellano
LARGEST CROWD, HOME	9,023 (2x)	5/27 @ St. Paul (14-1 Loss)
LARGEST CROWD, ROAD	11,084	Last: 8/12 vs. Iowa (7-4 Loss)
WARMEST FIRST PITCH	100 Degrees	7/25 @ Columbus (10-2 Loss)
COLDEST FIRST PITCH	35 Degrees	8/24 vs. St. Paul (10-7 Loss)
		4/5 vs. Toledo (7-6 Loss)

## OFFENSIVE HIGHS

MOST RUNS SCORED, GAME	16	5/17 vs. Toledo (16-8 Win)
MOST RUNS SCORED, INNING	10, 5th Inning	6/8 @ Indianapolis (15-7 Win)
MOST CONSECUTIVE INNINGS SCORED	5 (2x)	Last: 4th-8th Innings, 5/17 vs. Toledo (16-8 Win)
FEWEST HITS, GAME	1	8/20 @ Toledo (3-0 Loss)
MOST HITS, GAME	18	5/17 vs. Toledo (16-8 Win)
MOST DOUBLES, GAME	7 (3x)	Last: 9/12 vs. Indianapolis (10-6 Win)
MOST TRIPLES, GAME	2	7/6 @ Gwinnett (9-6 Loss)
MOST HOME RUNS, GAME	5	7/30 @ Columbus (7-5 Win)
MOST EXTRA-BASE HITS, GAME	10	5/17 vs. Toledo (16-8 Win)
MOST RBI, GAME	15 (2x)	Last: 6/8 @ Indianapolis (15-7 Win)
MOST RUNNERS LOB, GAME	15 (3x)	Last: 8/29 vs. Louisville (4-3 Win)
MOST TOTAL BASES, GAME	34	5/17 vs. Toledo (16-8 Win)
MOST WALKS, GAME	11 (2x)	Last: 6/8 @ Indianapolis (15-7 Win)
MOST STRIKEOUTS, GAME	17	8/18 @ Toledo (5-0 Loss)
FEWEST STRIKEOUTS, GAME	3 (3x)	Last: 7/30 @ Columbus (7-5 Win)
MOST STOLEN BASES, GAME	7	5/26 @ St. Paul (6-4 Win)
MOST HIT BY PITCHES	4	5/6 vs. Louisville (11-9 Win)
MOST DOUBLE PLAYS GROUND INTO, GAME	4 (3x)	Last: 5/28 @ St. Paul (10-6 Loss)

## INDIVIDUAL OFFENSIVE HIGHS

MOST RUNS, GAME	3 (24x)	Last: Tyler Gentry, 9/16 vs. Indianapolis (9-2 Win)
MOST HITS, GAME	4 (12x)	Last: Tyler Gentry, 9/16 vs. Indianapolis (9-2 Win)
MOST DOUBLES, GAME	2 (24x)	Last: John Rave, 9/17 vs. Indianapolis (11-5 Win)
MOST TRIPLES, GAME	1 (23x)	Last: Morgan McCullough, 9/6 @ Iowa (11-7 Win)
MOST HOME RUNS, GAME	2 (6x)	Last: Nick Pratto, 9/1 vs. Louisville (12-7 Loss)
MOST TOTAL BASES, GAME	13	Drew Waters
MOST RBI, GAME	6	Freddy Fermin
MOST WALKS, GAME	4	Samad Taylor
MOST STRIKEOUTS, GAME	4 (9x)	Last: Devin Mann, 9/8 @ Iowa (4-2 Win)
MOST STOLEN BASES, GAME ^	4 (3x) ....	Last: Samad Taylor, 7/5 @ Gwinnett (8-7 Loss, 10 Innings)
MOST HIT BY PITCHES, GAME	2 (2x)	Last: Dairon Blanco, 5/25 @ St. Paul (8-6 Loss)
MOST SACRIFICE FLIES, GAME	2 (2x)	Last: Samad Taylor, 4/30 @ Nashville (10-6 Win)
MOST DOUBLE PLAYS GROUND INTO, GAME	2 (4x)	Last: Brewer Hicklen, 5/28 @ St. Paul (10-6 Loss)

## PITCHING HIGHS

MOST RUNS ALLOWED, GAME	20	8/9 vs. Iowa (20-1 Loss)
MOST RUNS ALLOWED, INNING	9, 7th Inning	5/28 @ St. Paul (10-6 Loss)
FEWEST HITS ALLOWED, GAME	2	Last: 7/18 vs. St. Paul (9-1 Win)
MOST HITS ALLOWED, GAME	19	9/1 vs. Louisville (12-7 Loss)
MOST TOTAL BASES ALLOWED, GAME	40	8/9 vs. Iowa (20-1 Loss)
FEWEST STRIKEOUTS, GAME	3	4/18 vs. Gwinnett (4-1 Loss)
MOST STRIKEOUTS, GAME	15	5/11 @ Scranton/Wilkes-Barre (11 Innings)
FEWEST WALKS ALLOWED, GAME	0 (2x)	Last: 7/23 vs. St. Paul (3-1 Win)
MOST WALKS ALLOWED, GAME	12	8/9 vs. Iowa (9-2 Loss)
MOST HOME RUNS ALLOWED, GAME	4 (2x)	Last: 8/9 vs. Iowa (20-1 Loss)
MOST WILD PITCHES	4 (2x)	Last: 7/19 vs. St. Paul (9-4 Loss)
MOST HIT BATTERS *	5	7/19 vs. St. Paul (9-4 Loss)

## INDIVIDUAL PITCHING HIGHS

MOST RUNS ALLOWED, GAME	11	Jonathan Heasley
MOST EARNED RUNS ALLOWED, GAME ^	11	Jonathan Heasley
FEWEST HITS ALLOWED, GAME (STARTER)	1 (8x)	Last: Will Klein (1.0 IP), 8/16 @ Toledo (14-2 Loss)
MOST HITS ALLOWED, GAME	11	Jonathan Heasley
MOST HOME RUNS ALLOWED, GAME ^	5 (2x) .....	Last: Austin Cox, 5/31 vs. Memphis (9-4 Loss)
MOST STRIKEOUTS	10	Anthony Veneziano
MOST CONSECUTIVE STRIKEOUTS	5	Ryan Yarbrough
MOST WALKS ALLOWED, GAME	6	Andrew Hoffmann
MOST HIT BATTERS, GAME	3	Jonah Dipoto
MOST WILD PITCHES, GAME	3	Jackson Kowar
MOST INNINGS PITCHED, STARTER	7.0	Jonathan Heasley
MOST PITCHES THROWN, STARTER	104 (2x)	Last: Anthony Veneziano, 8/10 vs. Iowa (10-3 Loss)
MOST INNINGS PITCHED, RELIEVER	4.1 (3x)	Last: Drew Parrish, 8/16 @ Toledo (8-2 Loss)
MOST PITCHES THROWN, RELIEVER	94	Jonathan Bowlan

^ Indicates Storm Chasers Record Tied

\* Indicates Storm Chasers Record Set

## STATCAST LEADERS (TOP 10)

LONGEST MEASURED HOMER DISTANCE			HIGHEST BATTED BALL EXIT VELOCITY			HIGHEST PITCH VELOCITY			HIGHEST PITCH SPIN RATE		
Player	Distance (Pitcher)	Date	Player	Exit Velo (Batted Ball Type)	Date	Player	Pitch Velo (Pitch Result)	Date	Player	Spin Rate (Pitch Type)	Date
Tyler Gentry	471 (2-Run off Connor Thomas)	5/30 vs. MEM	CJ Alexander	115.3 (Double vs. Reese Olson)	4/7 vs. TOL	Will Klein	100.7 (Richie Martin, Foul Ball)	6/21 @ ROC	Jonah Dipoto	3,340 (94.6MPH Sinker vs. George Valera)	7/29 @ COL
Dairon Blanco	445 (Solo off Simeon Woods Richardson)	5/23 @ STP	Drew Waters	111.8 (Double vs. Sam Clay)	5/19 vs. TOL	Steven Cruz	100.3 (Zack Collins, Called Strike)	7/29 @ COL	Josh Dye	3,329 (81.2MPH Changeup vs. Joe Hudson)	4/21 vs. GWN
Brewer Hicklen	443 (3-Run off Miguel Diaz)	5/18 vs. TOL	Brewer Hicklen	111.7 (Single vs. Kent Emanuel)	6/9 @ IND	Steven Cruz	100.3 (Oscar Gonzalez, Foul Ball)	7/25 @ COL	Jon Heasley	3,090 (93.8MPH 45-Fastball vs. Abraham Iora)	4/30 @ NAS
Bubba Thompson	435 (Solo off Michael Boyle)	8/27 vs. STP	Jose Briceño	111.5 (Groundout vs. Jared Jones)	7/16 vs. IND	Will Klein	100.3 (Jake Slaughter, Strikeout)	7/3 vs. IOW	Josh Staumont	3,058 (81.0MPH Curveball vs. Miguel Andujar)	3/31 @ IND
AdeniyHedwaria	433 (2-Run off Peyton Battenfield)	7/30 @ COL	Edward Olivares	110.7 (Single vs. Brennan Hanifee)	8/17 @ TOL	Steven Cruz	100.2 (Brayan Rocio Foul Ball)	7/29 @ COL	Jonah Dipoto	3,056 (81.1MPH Curveball vs. Luis Vazquez)	9/9 @ IOW
Nick Loftin	433 (3-Run off Brent Headrick)	5/24 @ STP	CJ Alexander	110.6 (Lineout vs. Cody Bolton)	6/10 @ IND	Will Klein	100.2 (Richie Martin, Foul Ball)	6/21 @ ROC	Jonah Dipoto	3,038 (80.6MPH Slider vs. Nick Grissom)	8/2 @ LOU
Tyler Gentry	431 3-Run off Hunter Stratton)	6/10 @ IND	Edward Olivares	110.5 (Single vs. Chasen Shreve)	8/30 vs. LOU	Will Klein	100.2 (Zack Collins, Strikeout)	6/14 vs. COL	Jonah Dipoto	3,028 (82.2MPH Slider vs. Vaughn Grissom)	7/4 @ GWN
Brewer Hicklen	428 (2-Run off Juan Minaya)	7/14 vs. IND	Brewer Hicklen	110.4 (Double vs. Robert Gasser)	4/30 @ NAS	Steven Cruz	100.0 (Brayan Rocio Foul Ball)	7/29 @ COL	Jonah Dipoto	3,027 (81.0MPH Slider vs. Alejo Lopez)	8/2 @ LOU
Freddy Fermin	428 (2-Run off Ashton Goudeau)	4/8 vs. TOL	Clay Dungan	110.1 (Groundout vs. Roansy Contreras)	9/17 vs. IND	Steven Cruz	99.9 (Kyle Garlick, Ball)	8/25 vs. STP	Jonah Dipoto	3,025 (81.4MPH Slider vs. Eddy Leonard)	8/19 @ TOL
Brewer Hicklen	426 (Solo off Ryan Louts)	6/1 vs. MEM	Jose Briceño	109.9 (Groundout vs. Jack O'Loughlin)	8/20 @ TOL	Will Klein	99.9 (Matt Mervis, Strikeout)	7/3 vs. IOW	James McArthur	3,021 (82.8MPH Curveball vs. Jhonkensy Noel)	7/27 @ COL



## THE LAST TIME OMAHA...

THREW A PERFECT GAME	
THREW A 9-INNING NO-HITTER	6/20/1988 vs. Columbus (Luis Aquino, 2-0 win)
THREW A 7-INNING NO-HITTER	7/13/1990 @ Iowa [G1] (Gene Walter, 3-0 win)
THREW A COMBINED NO-HITTER	4/17/1997 vs. Oklahoma City (Jim Converse and Allen McMill, 2-0 win)

THREW A COMBINED 1-HITTER (9 INNINGS)	8/26/2019 vs. Nashville (5-0 Win)
THREW A COMBINED 1-HITTER (7 INNINGS)	Pitchers: Arnaldo Hernandez (8.0 IP), Gabe Speier (1.0 IP)
THREW A COMBINED 2-HITTER (9 INNINGS)	7/18/2023 vs. St. Paul (1-0 Win)
Pitchers: Anthony Veneziano (5.0 IP), James McArthur (2.2 IP) & Walter Pennington (1.1 IP)	
THREW A COMBINED 2-HITTER (7 INNINGS)	6/25/2013 @ Oklahoma City (2-0 Win)
Pitchers: Danny Duffy (5.0 IP), Buddy Baumann (1.0 IP), Donnie Joseph (1.0 IP)	
GOT NO-HIT (9 INNINGS)	June 7, 2017 vs. Nashville (4-0 Loss)
Pitchers: Chris Smith, Sean Doolittle, Tucker Healy and Simon Castro,	
GOT NO-HIT (LESS THAN 9 INNINGS)	6/29/2008 vs. Oklahoma [G1] (Dustin Nippert, 2-0 loss)
GOT 1-HIT	8/20/2023 @ Toledo (3-0 Loss)
GOT 2-HIT	9/14/2023 vs. Indianapolis (4-1 Loss)

THREW A COMBINED 9-INNING SHUTOUT	7/18/2023 vs. St. Paul (1-0 Win)
Pitchers: Anthony Veneziano (5.0 IP), James McArthur (2.2 IP) & Walter Pennington (1.1 IP)	
THREW SHUTOUTS IN 3 STRAIGHT GAMES	8/7/2018 vs. Salt Lake and 8/9 and 8/10/2018 @ Round Rock (5-0, 9-0, 2-0)
THREW BACK-TO-BACK SHUTOUTS	8/9 and 8/10/2018 @ Round Rock (9-0 Win & 2-0 Win)
GOT SHUT OUT (9 INNINGS)	8/20/2023 @ Toledo (3-0 Loss)
GOT SHUT OUT IN BACK-TO-BACK GAMES	May 23 to May 30, 2010
GOT SHUT OUT IN 3 STRAIGHT GAMES	7/23 and 7/24/2022 vs. Iowa (10-0 Loss, 7-0 Loss)
GOT SHUT OUT (LESS THAN 9 INNINGS)	5/28, 2022 @ Louisville [G2] (3-0 Loss)

HAD A 11-GAME WINNING STREAK	June 6 to June 18, 2023
HAD A 10-GAME WINNING STREAK	June 5 to June 16, 2012
HAD A 9-GAME WINNING STREAK	May 22 to June 1, 2021
HAD A 8-GAME WINNING STREAK	May 23 to May 30, 2010
HAD A 7-GAME WINNING STREAK	July 21 to July 26, 2015
HAD A 6-GAME WINNING STREAK	August 25 to August 31, 2021

HAD A 11-GAME LOSING STREAK	August 1 to August 12, 2023
HAD A 10-GAME LOSING STREAK	August 6 to August 16, 2006
HAD A 9-GAME LOSING STREAK	April 28 to May 5, 2003
HAD A 8-GAME LOSING STREAK	June 6 to June 14, 2013
HAD A 7-GAME LOSING STREAK	April 20 to April 28, 2019
HAD A 6-GAME LOSING STREAK	May 4 to May 9, 2018

STRUCK OUT 19+ OPPOSING HITTERS	5/6/2021 vs. St. Paul (19)
STRUCK OUT 17+ OPPOSING HITTERS	5/6/2021 vs. St. Paul (19)
STRUCK OUT 15+ OPPOSING HITTERS	5/11/2023 @ Scranton/Wilkes-Barre (15)
STRUCK OUT 10+ OPPOSING HITTERS	9/19/2023 @ Columbus (12)

SCORED 20+ RUNS IN ONE GAME	7/4/2022 vs. Toledo (20)
SCORED 15+ RUNS IN ONE GAME	6/8/2023 @ Indianapolis (15)
SCORED 10+ RUNS IN ONE GAME	9/17/2023 vs. Indianapolis (11)
ALLOWED 20+ RUNS IN ONE GAME	8/9/2023 vs. Iowa (20)
ALLOWED 15+ RUNS IN ONE GAME	8/9/2023 vs. Iowa (20)
ALLOWED 10+ RUNS IN ONE GAME	9/1/2023 vs. Louisville (12)

HAD 27+ HITS IN ONE GAME	7/4/2022 vs. Toledo (27)
HAD 25+ HITS IN ONE GAME	7/4/2022 vs. Toledo (27)
HAD 20+ HITS IN ONE GAME	7/4/2022 vs. Toledo (27)
HAD 15+ HITS IN ONE GAME	8/15/2023 @ Toledo (15)
HAD 10+ HITS IN ONE GAME	9/19/2023 @ Columbus (10)
ALLOWED 22+ HITS IN ONE GAME	8/2/2019 @ Reno (23)
ALLOWED 20+ HITS IN ONE GAME	8/2/2019 @ Reno (23)
ALLOWED 15+ HITS IN ONE GAME	9/1/2023 vs. Louisville (19)
ALLOWED 10+ HITS IN ONE GAME	9/21/2023 @ Columbus (10)

WALKED 14+ TIMES IN ONE GAME	4/14/2022 vs. Louisville (14)
WALKED 10+ TIMES IN ONE GAME	7 Runs, 4th Inning - 6/17/2022 vs. Columbus (10)
WALKED 8+ TIMES IN ONE GAME	9/21/2023 @ Columbus (8)
ALLOWED 13+ WALKS IN ONE GAME	5/8/2007 vs. Sacramento (13)
ALLOWED 10+ WALKS IN ONE GAME	8/9/2023 vs. Iowa (11)
ALLOWED 8+ WALKS IN ONE GAME	8/9/2023 vs. Iowa (11)

HIT 9+ HOME RUNS IN A GAME	7/3/2022 vs. Toledo (9)
HIT 7+ HOME RUNS IN A GAME	7/3/2022 vs. Toledo (9)
HIT 5+ HOME RUNS IN A GAME	7/30/2023 @ Columbus (5)
HIT 3+ HOME RUNS IN A GAME	9/19/2023 @ Columbus (3)
ALLOWED 7+ HOME RUNS IN A GAME	8/9/2023 vs. Iowa (7)
ALLOWED 5+ HOME RUNS IN A GAME	9/1/2023 vs. Louisville (5)
ALLOWED 3+ HOME RUNS IN A GAME	9/9/2023 @ Iowa (3)

HAD 2 PLAYERS HIT 2 HOME RUNS IN A GAME	Nate Eaton & Roman Quinn, 7/4/2022 vs. Toledo (20-6 win)
HIT BACK-TO-BACK HOME RUNS	9/5/2023 @ Iowa (3rd Inning, 10-9 Win)
	Logan Porter (solo) & Angelo Castellano (solo)
HIT 3 STRAIGHT HOME RUNS	5/21/2021 @ Iowa, 9th Inning (9-8 loss)
	Anderson Miller (2-run), Sebastian Rivero (solo), Gabriel Cancel (solo)

SCORED 10+ RUNS IN AN INNING	10 Runs, 5th Inning - 6/8/2023 @ Indianapolis (15-7 win)
SCORED 7+ RUNS IN AN INNING	7 Runs, 4th Inning - 6/17/2022 vs. Columbus (10-9 win)
SCORED 5+ RUNS IN AN INNING	5 Runs, 8th Inning - 9/12/2023 vs. Indianapolis (10-6 win)
SCORED 5+ RUNS IN AN EXTRA INNING	6 Runs, 11th Inning - 8/3/2021 @ Columbus (11-7 win)
ALLOWED 10+ RUNS IN AN INNING	10 Runs, 6th Inning - 7/16/2012 vs. Oklahoma City (16-6 loss)
ALLOWED 7+ RUNS IN AN INNING	7 Runs, 9th Inning - 9/5/2023 @ Iowa (10-9 win)
ALLOWED 5+ RUNS IN AN INNING	7 Runs, 9th Inning - 9/5/2023 @ Iowa (10-9 win)
ALLOWED 5+ RUNS IN AN EXTRA INNING	6 Runs, 12th Inning - 7/7/2017 vs. Colorado Springs (8-4 loss)

WON A GAME BY 15+ RUNS	14 Runs - 7/4/2023 vs. Toledo (20-6 win)
WON A GAME BY 10+ RUNS	10 Runs - 8/22/2023 vs. St. Paul (14-4 win)
LOST A GAME BY 15+ RUNS	19 Runs - 8/9/2023 vs. Iowa (20-1 loss)
LOST A GAME BY 10+ RUNS	19 Runs - 8/9/2023 vs. Iowa (20-1 loss)

SCORED 12+ RUNS IN CONSECUTIVE GAMES	9/25/2021 and 9/26/2021 vs. Indianapolis (12-3 Win & 17-12 loss)
SCORED 10+ RUNS IN CONSECUTIVE GAMES	9/6/2023 @ Iowa & 9/7/2023 @ Iowa (11-7 win, 10-2 win)
SCORED JUST ONE RUN WITHOUT AN RBI	5/4/2019 vs. Iowa (6-1 loss)
SCORED MULTIPLE RUNS WITHOUT AN RBI	4/30/2018 @ Iowa (10-3 loss)
SCORED MORE RUNS THAT RECORDED HITS	8/22/2023 vs. St. Paul (14-4 win, 14 runs on 13 hits)

TURNED 6 DOUBLE PLAYS IN ONE GAME	8/25/08 vs. New Orleans
TURNED 5 DOUBLE PLAYS IN ONE GAME	4/1/2023 @ Indianapolis
TURNED 4 DOUBLE PLAYS IN ONE GAME	5/9/2023 @ Scranton/Wilkes-Barre
TURNED 3 DOUBLE PLAYS IN ONE GAME	9/1/2023 vs. Louisville (3)
TURNED A TRIPLE PLAY	5/13/2023 @ Scranton/WB, 5th Inning (8-6 loss)
	6-4-3 (Fielders: Angelo Castellano to Samad Taylor to CJ Alexander to Nick Loftin   Batter: Ben Rortvedt)
HIT INTO A TRIPLE PLAY	7/9/2023 @ Gwinnett, Adeiny Hechavarria, 7th Inning (8-1 loss)
	5-4-3 (Fielders: Daniel Robertson to Vaughn Grissom to Joe Dunand)

COMMITTED 6 ERRORS	5/10/2012 @ Sacramento
COMMITTED 5 ERRORS	4/16/2006 @ Memphis
COMMITTED 4 ERRORS	6/29/2022 @ St. Paul
COMMITTED 3+ ERRORS	8/3/2023 @ Louisville (3)

EVERY STORM CHASER IN THE STARTING LINEUP HAD A HIT	9/17/2023 vs. Indianapolis
EVERY STORM CHASER IN THE STARTING LINEUP SCORED A RUN	6/17/2023 vs. Columbus
EVERY STORM CHASER IN THE STARTING LINEUP HAD A HIT AND SCORED A RUN	
LINEUP BATTED AROUND TWICE IN ONE GAME	3rd and 4th Innings - 6/17/2023 vs. Columbus

WON ON THE LAST AT-BAT OF THE GAME (WALK-OFF WIN)	8/29/2023 vs. Louisville (4-3 Win, 9 innings)
LOST ON THE LAST AT-BAT OF THE GAME (WALK-OFF LOSS)	9/22/2023 @ Columbus (4-3 Loss, 9 innings)
PLAYED BACK-TO-BACK EXTRA-INNING GAMES	7/6 and 7/3/2019 @ Round Rock (7-6 Loss & 9-8 Loss, both 10 innings)

WON BOTH GAMES OF A DOUBLEHEADER	8/22/2022 vs. Scranton/Wilkes-Barre (9-4 Win & 12-10 Win)
PITCHED SHUTOUTS IN BOTH GAMES OF A DOUBLEHEADER	N/A (Since 2005)
LOST BOTH GAMES OF A DOUBLEHEADER	8/29/2018 vs. Colorado Springs (3-2 Loss & 7-0 Loss)
SHUT OUT IN BOTH GAMES OF A DOUBLEHEADER	6/2/2013 vs. Memphis (7-0 Loss, 5-0 Loss)

OPPOSING HITTER HAD A 3-HOMER GAME	Christian Encarnacion-Strand, 5/4/2023 vs. Louisville
OPPOSING HITTER HIT FOR THE A CYCLE	Matt McClain, 5/4/2023 vs. Louisville

## THE LAST TIME AN OMAHA HITTER...

HAD 6 HITS IN ONE GAME	Matt Diaz, 7/27/2005 @ Portland
HAD 5 HITS IN ONE GAME	Dairon Blanco, 9/15/2022 @ Columbus
HAD 4 HITS IN ONE GAME	Tyler Gentry, 9/16/2023 vs. Indianapolis
HAD 3 HITS IN ONE GAME	Morgan McCullough, 9/17/2023 vs. Indianapolis

HIT 3 HOME RUNS IN ONE GAME	Ryan McBroome, 6/13/2021 @ St. Paul
HIT 2 HOME RUNS IN ONE GAME	Nick Pratto, 9/1/2023 vs. Louisville
HIT 2 TRIPLES IN ONE GAME	Angel Franco, 5/6/2016 @ Iowa
HIT 4 DOUBLES IN ONE GAME	Jordan Parraz, 5/18/2010 @ Las Vegas
HIT 3 DOUBLES IN ONE GAME	Dairon Blanco, 9/15/2022 @ Columbus
HIT 2 DOUBLES IN ONE GAME	John Rave, 9/17/2023 vs. Indianapolis
HIT 2 SACRIFICE FLIES IN ONE GAME	Samad Taylor, 4/30/2023 @ Nashville

HIT A GRAND SLAM	Adeiny Hechavarria, 6/22/2023 @ Rochester
HIT AN INSIDE-THE PARK HOME RUN	John Rave, 6/18/2023 vs. Columbus
LED OFF A HOME GAME WITH A HOME RUN	Nate Eaton, 6/17/2023 vs. Columbus
LED OFF A ROAD GAME WITH A HOME RUN	Drew Waters, 8/16/2022 @ Louisville
HIT A PINCH-HIT HOME RUN	Elier Hernandez, 5/22/2019 vs. Iowa
HIT A WALK-OFF HOME RUN	Nate Eaton, 5/31/2022 vs. Indianapolis
HIT A WALK-OFF GRAND SLAM	Jimmy Govea, 5/7/2022 vs. Columbus
HIT A WALK-OFF PINCH-HIT HOME RUN	Chad Santos, 8/23/2005 vs. New Orleans
HIT FOR THE CYCLE	Jimmy Paredes, 5/12/2014 vs. New Orleans

HAD 11 RBI IN ONE GAME	Mike Moustakas, 8/30/2010 vs. Round Rock
HAD 9 RBI IN ONE GAME	Brett Eibner, 4/9/2014 vs. Memphis
HAD 8 RBI IN ONE GAME	Jimmy Paredes, 5/12/2014 vs. New Orleans
HAD 7 RBI IN ONE GAME	Brett Hayes, 4/14/2013 vs. Nashville
HAD 6 RBI IN ONE GAME	Freddy Fermin, 4/8/2023 vs. Toledo
HAD 5 RBI IN ONE GAME	Edward Olivares, 8/15/2023 @ Toledo
HAD 4 RBI IN ONE GAME	Bubba Thompson, 8/22/2023 vs. St. Paul

SCORED 5 RUNS IN ONE GAME	Brett Eibner, 5/12/2014 vs. New Orleans
SCORED 4 RUNS IN ONE GAME	Maikel Garcia, 9/15/2022 @ Columbus
SCORED 3 RUNS IN ONE GAME	Tyler Gentry, 9/16/2023 vs. Indianapolis

WALKED 4 TIMES IN ONE GAME	Samad Taylor, 7/26/2023 @ Columbus
WALKED 3 TIMES IN ONE GAME	Tyler Gentry, 9/12/2023 vs. Indianapolis

STOLE 4 BASES IN ONE GAME	Samad Taylor, 7/5/2023 @ Gwinnett
STOLE 3 BASES IN ONE GAME	Dairon Blanco, 6/10/2023 @ Indianapolis
STOLE 2 BASES IN ONE GAME	Tyler Gentry, 9/17/2023 vs. Indianapolis

STRUCK OUT 5 TIMES IN ONE GAME	Drew Waters, 8/10/2022 @ Toledo
STRUCK OUT 4 TIMES IN ONE GAME	Devin Mann, 9/8/2023 @ Iowa
STRUCK OUT 3 TIMES IN ONE GAME	Tyler Gentry & Morgan McCullough, 9/22/2023 @ Columbus

REACHED BASE 6 TIMES IN ONE GAME	Nicky Lopez, 7/27/2018 @ Fresno
REACHED BASE 5 TIMES IN ONE GAME	Tyler Gentry, 9/6/2023 @ Iowa
REACHED BASE 4 TIMES IN ONE GAME	Angelo Castellano, 9/20/2023 @ Columbus

REACHED BASE IN EVERY TRIP TO THE PLATE (6 PA)	Brett Eibner, 4/9/2014 vs. Memphis
REACHED BASE IN EVERY TRIP TO THE PLATE (5 PA)	Tyler Gentry, 9/6/2023 @ Iowa
REACHED BASE IN EVERY TRIP TO THE PLATE (4 PA)	John Rave, 7/28/2023 @ Columbus
REACHED BASE IN EVERY TRIP TO THE PLATE (3 PA)	Angelo Castellano, 9/20/2023 @ Columbus

HAD 2 HOME RUNS IN THE SAME INNING	Brett Eibner: 5th Inning, 5/12/2015 vs. Memphis
HAD 2 DOUBLES IN THE SAME INNING	Clay Dugan: 6th Inning, 6/26/2022 vs. Columbus
HAD 2 HITS IN THE SAME INNING	Angelo Castellano: 3rd Inning, 7/2/2023 vs. Iowa [G1]
HAD 2 WALKS IN THE SAME INNING	Samad Taylor: 5th Inning, 6/8/2023 @ Indianapolis
REACHED 2 TIMES IN THE SAME INNING	Angelo Castellano: 3rd Inning, 7/2/2023 vs. Iowa [G1]
SCORED 2 RUNS IN THE SAME INNING	Dairon Blanco & Samad Taylor: 5th Inning, 6/8/2023 @ Indianapolis

HIT HOME RUNS IN 5 STRAIGHT GAMES	Steve Sisco, June 13 to June 21, 1998
HIT HOME RUNS IN 4 STRAIGHT GAMES	Cory Aldridge, July 27 to August 8, 2009
HIT HOME RUNS IN 3 STRAIGHT GAMES	Jose Briceño, September 17 to September 22, 2023
HIT HOME RUNS IN 2 STRAIGHT GAMES	Brent Rooker, September 23 to September 26, 2022
HIT HOME RUNS IN BACK-TO-BACK GAMES	Logan Porter, August 29 and 30, 2023
HIT HOME RUNS IN BOTH GAMES OF A DOUBLEHEADER	Nick Pratto, 4/7/2022 @ Indianapolis
HIT HOME RUNS FROM BOTH SIDES OF THE PLATE, GAME	Tim Raines Jr., 8/20/2009 @ Tacoma
HIT HOME RUN IN FIRST OMAHA AT-BAT	Jakson Reetz, 8/28/2022 vs. Scranton/WB [G1]

HAD 2+ HITS IN 7 STRAIGHT GAMES	Johnny Givofatta, August 3 to August 14, 2014
HAD 2+ HITS IN 6 STRAIGHT GAMES	Dairon Blanco, September 10 to September 17, 2022
HAD 2+ HITS IN 5 STRAIGHT GAMES	MJ Melendez, September 25 to October 2, 2021

HAD A 20+ GAME HITTING STREAK	Frank Schwindel, 20 Games: July 22 to August 13, 2018
HAD A 18+ GAME HITTING STREAK	Frank Schwindel, 20 Games: July 22 to August 13, 2018
HAD A 16+ GAME HITTING STREAK	Frank Schwindel, 20 Games: July 22 to August 13, 2018
HAD A 14+ GAME HITTING STREAK	Dairon Blanco, 15 Games: May 15 to July 10, 2022
HAD A 12+ GAME HITTING STREAK	Nick Loftin, 12 Games: May 16 to May 30, 2023

HAD A 40+ GAME REACHED BASE STREAK	Shane Costa, 46 Games: April 14 to August 8, 2007
HAD A 35 TO 39 GAME REACHED BASE STREAK	Alex Gordon, 39 Games: May 9 to June 19, 2010
HAD A 30 TO 34 GAME REACHED BASE STREAK	Logan Porter, 30 Games: May 25 to July 5, 2023
HAD A 25 TO 29 GAME REACHED BASE STREAK	Kelvin Gutierrez, 25 Games: April 5 to June 16, 2019
HAD A 20 TO 24 GAME REACHED BASE STREAK	Tyler Gentry, 23 Games: August 23 to September 22, 2023

## THE LAST TIME AN OMAHA PITCHER...

THREW A 1-HITTER (9 INNINGS)	Luis Mendoza, 7/18/2011 @ Memphis
THREW A 1-HITTER (7 INNINGS)	
THREW A 2-HITTER (9 INNINGS)	Jeff Suppan, 6/21/2011 @ Nashville
THREW A 2-HITTER (7 INNINGS)	Arnaldo Hernandez, 7/21/2018 vs. Round Rock [G1]

THREW A 9-INNING COMPLETE GAME SHUTOUT	Luis Mendoza, 7/18/2011 @ Memphis
THREW A 9-INNING COMPLETE GAME SHUTOUT	Jake Kalish, 7/2/2018 vs. Nashville [G1]
THREW A 5-INNING COMPLETE GAME SHUTOUT	Anthony Lerew, 8/31/2010 vs. Round Rock

THREW A 9-INNING COMPLETE GAME	Arnaldo Hernandez, 8/15/2018 vs. Oklahoma City
THREW AN 8-INNING COMPLETE GAME	John Lannan, 6/16/2016 @ Oklahoma City
THREW A 7-INNING COMPLETE GAME	Austin Cox, 8/28/2022 vs. Scranton/WB [G1]
THREW A 6-INNING COMPLETE GAME	Matt Wright, 8/8/2008 @ Nashville [G2]
THREW A 5-INNING COMPLETE GAME	Trevor Oaks, 8/6/2018 vs. Salt Lake

STRUCK OUT 12 IN A GAME	Jakob Junis, 5/26/2017 @ Nashville
STRUCK OUT 11 IN A GAME	John Lamb, 7/9/2014 vs. Iowa
STRUCK OUT 10 IN A GAME	Anthony Veneziano, 8/10/2023 vs. Iowa

WALKED 7 IN A GAME	Josh Staumont, 5/24/2017 @ Nashville
WALKED 6 IN A GAME	Andrew Hoffmann, 8/20/2023 @ Toledo
WALKED 5 IN A GAME	Drew Parrish, 8/3/2023 @ Louisville

ALLOWED 6 HOME RUNS IN A GAME	Matt Wright, 8/18/2007 vs. Albuquerque
ALLOWED 5 HOME RUNS IN A GAME	Austin Cox, 5/31/2023 vs. Memphis
ALLOWED 4 HOME RUNS IN A GAME	Andrew Hoffmann, 9/1/2023 vs. Louisville
ALLOWED 3 HOME RUNS IN A GAME	Max Castillo, 7/28/2023 @ Columbus
ALLOWED 2 HOME RUNS IN A GAME	Max Castillo, 9/20/2023 @ Columbus

THREW 120+ PITCHES IN A GAME	Brett Tomko, 5/8/2014 @ Round Rock (127)
THREW 115+ PITCHES IN A GAME	Luke Farrell, 6/8/2017 vs. Nashville (116)
THREW 110+ PITCHES IN A GAME	Christian Binford, 9/30/2017 vs. Iowa (110)
THREW 100+ PITCHES IN A GAME	Anthony Veneziano, 8/10/2023 vs. Iowa (114)
THREW 95+ PITCHES IN A GAME	Jonathan Bowlan, 9/10/2023 @ Iowa (95)
THREW 90+ PITCHES IN A GAME	Anthony Veneziano, 9/15/2023 vs. Indianapolis (94)

THREW A QUALITY START	Jonathan Bowlan, 9/16/2023 vs. Indianapolis
WON HIS OMAHA DEBUT	Jonathan Bowlan, 6/22/2023 @ Rochester
STRUCK OUT 4 IN AN INNING	Walter Pennington, 8th Inning - 8/2/2023 vs. St. Paul
THREW AN IMMACULATE INNING	Anthony Swarzak, 9th Inning - 6/3/2021 vs. Iowa

## AFTER-INNING RECORDS

	LEADING	TRAILING	TIED
AFTER 1 INNING	24 - 10	15 - 24	28 - 42
AFTER 2 INNINGS	41 - 14	17 - 35	10 - 26
AFTER 3 INNINGS	45 - 17	10 - 41	12 - 18
AFTER 4 INNINGS	50 - 18	10 - 47	7 - 11
AFTER 5 INNINGS	49 - 17	10 - 53	8 - 7
AFTER 6 INNINGS	49 - 14	8 - 59	10 - 3
AFTER 7 INNINGS	51 - 8	8 - 61	7 - 6
AFTER 8 INNINGS	56 - 4	4 - 60	6 - 9

## STORM CHASERS BIG INNINGS

DATE	INNING	RUNS
1. June 8 @ Indianapolis	Top 5th	10
2. June 17 vs. Columbus	Bottom 4th	7
May 17 vs. Toledo	Bottom 1st	7
April 2 @ Indianapolis	Top 8th	7
5. September 6 @ Iowa	Top 1st	6
July 2 vs. Iowa [G1]	Bottom 3rd	6
June 2 vs. Memphis	Bottom 5th	6
May 18 vs Toledo	Bottom 8th	6
April 8 vs. Toledo	Bottom 3rd	6

## SCORE BY INNINGS

	1	2	3	4	5	6	7	8	9	10	11+	TOTAL
Omaha	85	75	95	78	101	77	82	86	76	1	1	757
Opponents	87	83	92	77	106	124	94	76	74	2	0	815
<b>Difference</b>	<b>-2</b>	<b>-8</b>	<b>3</b>	<b>1</b>	<b>-5</b>	<b>-47</b>	<b>-12</b>	<b>10</b>	<b>2</b>	<b>-1</b>	<b>1</b>	<b>-58</b>

SCORE BY INNINGS V. COLUMBUS	1	2	3	4	5	6	7	8	9	10	11+	TOTAL
Omaha	10	10	12	13	12	8	6	6	8	0	0	85
Columbus	5	1	12	5	11	10	7	7	7	0	0	65
<b>vs. Columbus Difference</b>	<b>5</b>	<b>9</b>	<b>0</b>	<b>8</b>	<b>1</b>	<b>-2</b>	<b>-1</b>	<b>-1</b>	<b>1</b>	<b>0</b>	<b>0</b>	<b>20</b>

## MULTI-RUN INNINGS

	2	3	4	5	6	7	8	9	10+	TOTAL
Storm Chasers	104	49	23	8	5	3	-	-	1	193
Opponents	97	51	20	10	7	4	4	1	-	194

## RECORD BY RUNS SCORED/ALLOWED

RUNS	0	1	2	3	4	5	6	7	8	9	10	11	12	13+
SCORED	0 - 3	1 - 10	1 - 17	2 - 14	9 - 13	6 - 7	8 - 8	9 - 3	7 - 0	6 - 0	6 - 1	6 - 0	1 - 0	5 - 0
ALLOWED	2 - 0	10 - 0	13 - 0	13 - 5	8 - 10	5 - 9	6 - 10	3 - 5	4 - 11	3 - 11	0 - 5	0 - 2	0 - 3	0 - 5

## RECORD BY MARGIN OF VICTORY/DEFEAT

1 Run	2 Runs	3 Runs	4 Runs	5 Runs	6 Runs	7 Runs	8 Runs	9 Runs	10+ Runs
8 - 19	16 - 9	7 - 12	13 - 5	7 - 10	3 - 8	1 - 6	4 - 2	2 - 1	3 - 4

## 2023 STORM CHASERS MONTH BY MONTH

### HITTING

MONTH	AVG	G	AB	R	H	TB	2B	3B	HR	RBI	BB	IBB	SO	SB	CS	OBP	SLG	OPS	SAC	SF	HBP	GIDP	LOB
MARCH	.300	1	40	8	12	16	2	1	0	8	9	0	12	5	0	.429	.400	.829	0	0	0	0	14
APRIL	.250	24	799	124	200	352	49	2	33	118	99	0	204	38	8	.337	.441	.778	1	11	11	24	156
MAY	.269	26	885	148	238	386	53	7	27	131	120	0	218	58	13	.366	.436	.802	1	6	19	28	198
JUNE	.281	24	804	152	226	362	55	3	25	142	125	2	216	45	7	.380	.450	.830	7	15	13	20	184
JULY	.256	23	757	113	194	335	42	6	29	106	102	2	175	22	9	.347	.443	.790	0	8	8	11	166
AUGUST	.225	26	846	102	190	313	32	2	29	96	117	0	248	29	10	.328	.370	.698	2	5	15	16	194
SEPTEMBER	.265	19	653	110	173	310	44	3	29	103	95	2	178	25	5	.359	.475	.834	3	5	4	12	149
<b>TOTAL</b>	<b>.258</b>	<b>143</b>	<b>4,784</b>	<b>757</b>	<b>1,233</b>	<b>2,074</b>	<b>277</b>	<b>24</b>	<b>172</b>	<b>704</b>	<b>667</b>	<b>6</b>	<b>1,251</b>	<b>222</b>	<b>52</b>	<b>.354</b>	<b>.434</b>	<b>.788</b>	<b>14</b>	<b>50</b>	<b>70</b>	<b>111</b>	<b>1,061</b>

### PITCHING

MONTH	W	L	ERA	G	GS	CG	SHO	GF	HLD	SV	SVO	IP	H	R	ER	HR	HB	BB	SO	WP	BK	WHIP	AVG
MARCH	1	0	6.00	1	1	0	0	1	0	1	1	9.0	11	6	6	1	1	2	7	0	1	1.44	.297
APRIL	9	15	5.65	24	24	0	0	24	11	3	7	212.0	238	149	133	30	17	104	198	16	2	1.61	.284
MAY	12	14	5.61	26	26	0	1	26	17	6	12	229.1	247	162	143	46	15	126	235	13	1	1.63	.278
JUNE	17	7	4.35	24	24	0	0	24	17	6	11	215.1	187	109	104	26	7	127	219	13	1	1.46	.232
JULY	11	12	5.41	23	23	0	1	23	5	5	8	198.0	182	126	119	32	12	112	203	11	1	1.48	.245
AUGUST	7	19	6.11	26	26	0	0	24	9	3	8	225.1	257	167	153	39	14	137	242	15	0	1.75	.287
SEPTEMBER	10	9	4.88	19	19	0	0	19	8	2	4	167.2	171	96	91	33	6	77	163	11	0	1.48	.262
<b>TOTAL</b>	<b>67</b>	<b>76</b>	<b>5.36</b>	<b>143</b>	<b>143</b>	<b>0</b>	<b>2</b>	<b>141</b>	<b>67</b>	<b>26</b>	<b>51</b>	<b>1256.2</b>	<b>1,293</b>	<b>815</b>	<b>749</b>	<b>207</b>	<b>72</b>	<b>685</b>	<b>1,267</b>	<b>79</b>	<b>6</b>	<b>1.57</b>	<b>.266</b>

## 2023 WALK-OFF TRACKER (4 FOR, 11 AGAINST)

GAME #	DATE	OPPONENT	FINAL (INN.)	PLAYER	WINNING RUN	PITCHER	HOW	OUTS	COUNT
23	April 28	@ Nashville	L, 4-3 (9)	Brian Navarreto	Skye Bolt	Josh Dye	Throwing error by 3B Maikel Garcia	2	1-0
24	April 29	@ Nashville	L, 6-5 (10)	Keston Hiura	Eddy Alvarez	Evan Sisk	Infield single to SS Angelo Castellano	1	2-1
33	May 10	@ Scranton/WB	L, 4-3 (9)	Michael Hermosillo	Michael Hermosillo	Dylan Coleman	Solo home run to LF	0	2-1
36	May 13	@ Scranton/WB	L, 8-6 (9)	Ben Rortvedt	Estevan Florial	Brooks Kriske	3-run home run to RCF	1	2-2
45	May 24	@ St. Paul	L, 6-5 (9)	Jose Miranda	Andrew Stevenson	Brooks Kriske	RBI single to LF	0	1-1
53	June 2	vs. Memphis	W, 10-9 (10)	Dairon Blanco	Brewer Hicklen	Jake Walsh	Sacrifice fly to RF	1	2-2
71	June 24	@ Rochester	L, 3-2 (9)	Richie Martin	Richie Martin	Christian Chamberlain	Wild Pitch	1	1-0
80	July 5	@ Gwinnett	L, 8-7 (10)	Luke Williams	Braden Shewmake	Brooks Kriske	RBI single to LF	0	2-1
87	July 18	vs. St. Paul	W, 1-0 (9)	CJ Alexander	Nick Loftin	Josh Winder	RBI single to LCF	2	1-1
90	July 21	vs. St. Paul	W, 5-4 (9)	Logan Porter	Samad Taylor	Josh Winder	2-RBI double to LCF	1	0-1
99	August 1	@ Louisville	L, 3-2 (9)	Alejo Lopez	Michael Siani	Will Klein	RBI double to CF	2	1-1
100	August 2	@ Louisville	L, 5-4 (9)	Nick Martini	Chuckie Robinson	Christian Chamberlain	Bases loaded hit by pitch	2	2-1
104	August 6	@ Louisville	L, 5-4 (9)	Jhonny Pereda	Jose Barrero	Will Klein	RBI single to RF	0	1-1
122	August 30	vs. Louisville	W, 4-3 (9)	Angelo Castellano	Tyler Gentry	Casey Legumina	RBI single to RF	2	0-2
143	September 22	@ Columbus	L, 4-3 (9)	Juan Brito	George Valera	Dylan Coleman	RBI single to CF	2	1-0

*Bold Indicates Omaha Walk-Off Win*

## 2023 STORM CHASERS EJECTIONS (5)

DATE	INNING	WHO (POSITION) / # IN 2023	WHY	UMPIRE (POSITION)
1. April 21 vs. Gwinnett	▼ 6	Mike Jirschele (Manager) / 1st	Balls/Strikes	Takahito Matsuda (Home Plate)
2. April 21 vs. Gwinnett	▲ 7	Dane Johnson (Pitching Coach) / 1st	Balk	Takahito Matsuda (Home Plate)
3. April 21 vs. Gwinnett	▼ 8	CJ Alexander (Designated Hitter) / 1st	Balls/Strikes	Takahito Matsuda (Home Plate)
4. May 11 @ Scranton/WB	▼ 9	Mike Jirschele (Manager) / 2nd	Hit By Pitch	Robert Nunez (Home Plate)
5. June 20 @ Rochester	▼ 6	Mike Jirschele (Manager) / 3rd	Fair/Foul on Home Run	Steven Jaschinski (Home Plate)



# HOME RUN BREAKDOWN

						OUTS			RUNNERS ON				TIED		GO		DIRECTION					BESTS		LAST HOME RUN					
PLAYER	2023 TOTAL	HOME	ROAD	RHP	LHP	0	1	2	0	1	2	3	GAME	AHEAD	LF	LCF	CF	RCF	RF	FT	MPH	DATE	OPPONENT	PITCHER	KIND	INN	PA SINCE		
17 Angelo Castellano	15	10	5	12	3	4	2	9	8	6	1	-	2	3	12	3	-	-	-	401	102.8	9/21	@ Columbus	A. Scott	Solo	▲ 9	3		
24 Nate Eaton	15	9	6	9	6	6	4	5	10	4	1	-	-	5	7	4	4	-	-	422	107.5	9/19	@ Columbus	T. McKenzie	Solo	▲ 4	15		
28 Tyler Gentry	15	6	9	10	5	5	3	7	7	4	4	-	2	5	7	5	2	1	-	471	106.5	9/9	@ Iowa	N. Burdi	Solo	▲ 9	41		
Nick Loftin	14	6	8	10	4	7	3	4	7	4	3	-	2	3	6	4	4	-	-	433	107.3	8/26	vs. St. Paul	R. Dobnak	2-Run	▼ 6	14		
19 CJ Alexander	13	5	8	13	-	7	3	3	9	3	1	-	3	3	1	1	2	4	5	422	109.9	9/8	@ Iowa	M. Rucker	Solo	▲ 9	32		
Logan Porter	13	8	5	6	7	9	3	1	11	2	-	-	1	1	9	2	-	1	1	417	106.6	9/5	@ Iowa	S. Reyes	Solo	▲ 3	17		
60 José Briceño	8	3	5	7	1	2	1	5	6	2	-	-	1	3	8	-	-	-	-	401	104.7	9/22	@ Columbus	D. Norris	Solo	▲ 5	2		
0 Samad Taylor	8	3	5	4	4	4	2	2	3	4	1	-	-	4	4	1	3	3	-	422	104.5	9/20	@ Columbus	Z. Plesac	2-Run	▲ 3	12		
Brewer Hicklen	8	5	3	6	2	3	2	3	4	3	1	-	-	2	3	3	1	1	-	443	109.5	7/30	@ Columbus	P. Battenfield	Solo	▲ 2	16		
7 John Rave	6	3	3	2	4	2	1	3	3	1	2	-	-	1	1	1	-	2	2	406	105.7	9/16	vs. Indianapolis	W. Crowe	3-Run	▼ 5	21		
34 Devin Mann	6	4	2	6	-	2	1	3	5	1	-	-	1	1	3	2	1	-	-	415	105.7	9/13	vs. Indianapolis	B. Sulser	Solo	▼ 5	23		
Adeiny Hechavarria	6	4	2	6	-	3	1	2	3	1	1	1	1	2	-	2	2	1	1	433	103.4	8/9	vs. Iowa	K. Thompson	Solo	▼ 8	8		
Freddy Fermin	5	2	3	3	2	1	2	2	1	2	1	1	-	-	2	-	2	1	-	428	105.9	4/30	@ Nashville	R. Gasser	Solo	▲ 5	2		
8 Bubba Thompson	4	3	1	3	1	2	-	2	1	2	1	-	-	1	1	-	3	-	-	435	102.6	9/5	@ Iowa	E. Uceta	3-Run	▲ 7	64		
Nick Pratto	4	4	-	3	1	1	2	1	1	2	1	-	2	1	-	-	1	-	3	399	103.5	9/1	vs. Louisville	L. Stoudt	3-Run	▼ 5	23		
Tucker Bradley	4	3	1	3	1	2	-	2	1	2	1	-	-	1	-	1	-	1	2	392	106.3	7/14	vs. Indianapolis	K. Emanuel	Solo	▼ 5	51		
Johan Camargo	4	2	2	4	-	2	1	1	3	1	-	-	-	3	1	-	1	2	-	426	107.6	6/14	vs. Columbus	G. Williams	Solo	▼ 4	2		
Jakson Reetz	4	3	1	1	3	1	2	1	2	1	-	1	-	2	4	-	-	-	-	426	104.4	5/21	vs. Toledo	B. Bristo	Solo	▼ 7	36		
6 Clay Dungan	3	2	1	3	-	3	-	-	3	-	-	-	1	1	-	-	-	2	1	399	107.5	9/3	vs. Louisville	C. Roa	Solo	▼ 1	64		
Edward Olivares	3	2	1	2	1	1	1	1	1	2	-	-	1	1	-	-	-	-	3	364	98.1	8/27	vs. St. Paul	A. Brice	Solo	▲ 9	15		
Jermaine Palacios	3	2	1	2	1	2	-	1	1	2	-	-	-	1	2	1	-	-	-	409	101.9	7/20	vs. St. Paul	R. Henriquez	Solo	▲ 4	5		
Dairon Blanco	3	-	3	3	-	1	1	1	3	-	-	-	-	1	1	1	1	-	-	455	105.2	5/23	@ St. Paul	S.Woods Richardson	Solo	▼ 8	75		
Matt Beaty	2	1	1	2	-	2	-	-	1	1	-	-	-	1	-	-	-	1	1	382	101.2	9/17	vs. Indianapolis	R. Contreras	2-Run	▼ 6	1		
Kyle Isbel	2	1	1	2	-	1	1	-	2	-	-	-	-	2	-	-	1	-	1	406	104.3	6/23	@ Rochester	J. Adon	Solo	▼ 6	11		
Drew Waters	2	2	-	2	-	1	1	-	1	1	-	-	-	1	-	1	-	1	-	408	108.7	5/21	vs. Toledo	A. Goudeau	2-Run	▼ 1	12		
Franmil Reyes	1	1	-	-	1	-	-	1	-	1	-	-	-	-	-	1	-	-	-	389	100.8	5/7	vs. Louisville	A. Abbott	2-Run	▼ 5	1		
Maikel Garcia	1	1	-	1	-	-	1	-	1	-	-	-	-	1	-	-	-	-	1	349	94.3	4/4	vs. Toledo	A. Faedo	Solo	▼ 1	94		
172		95	77	125	47	72	40	60	98	52	19	3	17	50	69	33	28	21	21										

## INNING DISTRIBUTION

1st Inning	2nd Inning	3rd Inning	4th Inning	5th Inning	6th Inning	7th Inning	8th Inning	9th Inning	10th Inning	11th Inning
21	20	26	24	24	17	14	12	14	-	-

## NOTABLE STORM CHASERS HOME RUNS

BACK-TO-BACK HOMERS (2)		2-HOMER GAMES (6)		3-HOMER GAMES (0)		GRAND SLAMS (3)	
PLAYERS	DATE/OPPONENT (INN.)	PLAYER (CAREER NO.)	DATE/OPPONENT	PLAYER (CAREER NO.)	DATE/OPPONENT	PLAYER (CAREER NO.)	DATE/OPPONENT (INN.)
Tyler Gentry & Logan Porter	4/5 vs. Toledo (6th)	Logan Porter (3rd)	4/5 vs. Toledo			Jakson Reetz (1st)	4/1 @ Indianapolis (5th)
Logan Porter & Angelo Castellano	9/5 @ Iowa (3rd)	Freddy Fermin (4th)	4/8 vs. Toledo			Freddy Fermin (3rd)	4/8 vs. Toledo (3rd)
		Drew Waters (3rd)	5/21 vs. Toledo			Adeiny Hechavarria (3rd)	6/22 @ Rochester (4th)
		Nate Eaton (3rd)	6/17 vs. Columbus				
		Brewer Hicklen (9th)	7/14 vs. Indianapolis				
		Nick Pratto (4th)	9/1 vs. Louisville				
LEADOFF HOMERS (4)		INSIDE-THE PARK HOMERS (1)		PINCH-HIT HOMERS (0)		WALK-OFF HOMERS (0)	
PLAYER (CAREER NO.)	DATE/OPPONENT	PLAYER (CAREER NO.)	DATE/OPPONENT (INN.)	PLAYER (CAREER NO.)	DATE/OPPONENT (INN.)	PLAYER	DATE/OPPONENT
Samad Taylor (1st)	6/14 vs. Columbus	John Rave (1)	6/18 vs. Columbus (3rd)				
Nate Eaton (1st)	6/17 vs. Columbus						
Clay Dungan (5th)	8/12 vs. Iowa						
Clay Dungan (6th)	9/3 vs. Louisville						

HOME RUN SITUATION	# OF	DATE OF LAST	BATTER ('23 HR #)	PITCHER	COUNT	RUNNERS ON	OUTS	INNING	SCORE @ HR	FINAL
GO-AHEAD HOME RUN	50	September 22 @ Columbus	José Briceño (8)	Daniel Norris	0-0	0	0	▲ 5	1-0	L, 4-3
GAME-TYING HOME RUN	17	September 8 @ Iowa	CJ Alexander (13)	Michael Rucker	3-1	0	1	▲ 9	2-2	W, 4-2

## NOTABLE OPPOSING HOME RUNS

BACK-TO-BACK HOMERS (6)		2-HOMER GAMES (11)		3-HOMER GAMES (1)		GRAND SLAMS (9)	
PLAYERS	DATE/OPPONENT (INN.)	PLAYER (CAREER NO.)	DATE/OPPONENT	PLAYER (CAREER NO.)	DATE/OPPONENT	PLAYER	DATE/OPPONENT (INN.)
Encarnacion-Strand & Benson	5/4 vs. Louisville (1st)	Kole Calhoun (12th)	5/9 @ Scranton/WB	Christian Encarnacion-Strand (1)	5/4 vs. Louisville	Andy Ibañez	4/6 vs. Toledo (3rd)
Jordan Walker & Moisés Gómez	5/31 vs. Memphis (6th)	Jermaine Palacios (5th)	5/17 vs. Toledo			Andrés Chaparro	5/9 @ Scranton/WB (7th)
Travis Blankenhorn & Matt Adams	6/22 @ Rochester (4th)	Moisés Gómez (7th)	5/31 vs. Memphis			José Aguiar	5/28 @ St. Paul (7th)
P.J. Higgins & Matt Mervis	8/9 vs. Iowa (1st)	Liover Peguero (5th)	7/14 vs. Indianapolis			Josua Fuentes	7/5 @ Gwinnett (3rd)
Matt Mervis & David Bote	8/11 vs. Iowa (7th)	Chase Strumpf (1st)	8/9 vs. Iowa			Endy Rodríguez	7/6 @ Gwinnett (4th)
Andrew Stevenson & Austin Martin	8/22 vs. St. Paul (1st)	Luis Vazquez (2nd)	8/9 vs. Iowa			Pete Crow-Armstrong	7/14 vs. Indianapolis (3rd)
		Tyler Nevin (1st)	8/16 @ Toledo			Chase Strumpf	8/9 vs. Iowa (8th)
		Hernán Pérez (3rd)	8/25 vs. Toledo			Pete Crow-Armstrong	9/5 @ Iowa (9th)
		Henry Ramos (7th)	9/1 vs. Louisville			Pete Crow-Armstrong	9/10 @ Iowa (6th)
		Jared Young (5th)	9/5 @ Iowa				
		Kyle Manzardo (3rd)	9/19 @ Columbus				
LEADOFF HOMERS (7)		INSIDE-THE PARK HOMERS (0)		PINCH-HIT HOMERS (0)		WALK-OFF HOMERS (2)	
PLAYER	DATE/OPPONENT	PLAYER	DATE/OPPONENT (INN.)	PLAYER	DATE/OPPONENT (INN.)	PLAYER	DATE/OPPONENT
Christopher Morel	4/14 @ Iowa					Michael Hermosillo	5/10 @ Scranton/WB
Forrest Wall	4/19 vs. Gwinnett					Ben Rortvedt	5/13 @ Scranton/WB
Michael Siani	5/3 vs. Louisville						
Michael Siani	5/5 vs. Louisville						
Nick Gonzales	6/9 @ Indianapolis						
Andrew Stevenson	8/22 vs. St. Paul						
Jacob Hurtubise	9/1 vs. Louisville						



HR #	PLAYER (SEASON #)	GM # - DATE	OPPONENT	PITCHER	PITCH TYPE	DIRECTION	ON BASE	INNING	OUTS	COUNT	SCORE	FINAL	DISTANCE	EXIT VELO	LAUNCH ANGLE
1.	Logan Porter (1)	2 - April 1	@ Indianapolis	Caleb Smith (L)	4-seam FB	LF	0	▲4	1	2-2	3-0	W, 12-1	417 ft	106.6 mph	32°
2.	Jakson Reetz (1)	2 - April 1	@ Indianapolis	Caleb Smith (L)	Slider	LF	3	▲5	2	2-1	8-0	W, 12-1	408 ft	103.9 mph	25°
3.	Dairon Blanco (1)	3 - April 2	@ Indianapolis	Mike Burrows	4-seam FB	LCF	0	▲5	2	3-2	1-3	W, 8-3	411 ft	105.2 mph	23°
4.	Samad Taylor (1)	3 - April 2	@ Indianapolis	J.C. Flowers	4-seam FB	LF	0	▲8	0	2-1	2-3	W, 8-3	334 ft	104.5 mph	22°
5.	Nick Loftin (1)	3 - April 2	@ Indianapolis	Daniel Zamora (L)	4-seam FB	LF	2	▲8	1	1-2	5-3	W, 8-3	362 ft	97.2 mph	29°
6.	Maikel Garcia (1)	4 - April 4	vs. Toledo	Alex Faedo	4-seam FB	RF	0	▼1	1	2-1	1-0	L, 9-2	349 ft	94.3 mph	35°
7.	Tyler Gentry (1)	5 - April 5	vs. Toledo	Tyler Holton (L)	Cutter	CF	2	▼6	0	2-0	3-1	L, 7-6	417 ft	106.5 mph	27°
8.	Logan Porter (2)	5 - April 5	vs. Toledo	Tyler Holton (L)	Slider	LF	0	▼6	0	3-1	4-1	L, 7-6	346 ft	103.3 mph	37°
9.	Logan Porter (3)	5 - April 5	vs. Toledo	Matt Wisler	4-seam FB	RCF	0	▼8	0	2-2	5-6	L, 7-6	364 ft	94.7 mph	34°
10.	Nick Loftin (2)	6 - April 6	vs. Toledo	Brenan Haniffee	Slider	LCF	0	▼2	0	2-2	1-1	L, 8-5	401 ft	101.8 mph	32°
11.	CJ Alexander (1)	6 - April 6	vs. Toledo	Brenan Haniffee	Sinker	CF	0	▼4	1	2-2	3-6	L, 8-5	409 ft	101.1 mph	35°
12.	Logan Porter (4)	7 - April 7	vs. Toledo	Reese Olson	4-seam FB	LF	0	▼3	0	3-2	5-2	W, 9-4	395 ft	104.3 mph	45°
13.	Freddy Fermin (1)	8 - April 8	vs. Toledo	Will Vest	Slider	CF	3	▼3	2	0-0	6-1	W, 13-8	401 ft	102.1 mph	42°
14.	Angelo Castellano (1)	8 - April 8	vs. Toledo	Will Vest	4-seam FB	LCF	1	▼4	0	2-0	8-1	W, 13-8	401 ft	102.8 mph	33°
15.	Freddy Fermin (2)	8 - April 8	vs. Toledo	Ashton Goudeau	Changeup	CF	1	▼5	0	1-1	10-1	W, 13-8	428 ft	105.9 mph	28°
16.	CJ Alexander (2)	8 - April 8	vs. Toledo	Ashton Goudeau	Changeup	LF	0	▼7	0	1-0	11-8	W, 13-8	351 ft	92.4 mph	43°
17.	Angelo Castellano (2)	9 - April 9	vs. Toledo	Alex Faedo	4-seam FB	LF	0	▼3	1	0-0	1-0	L, 8-2	373 ft	98.0 mph	25°
18.	Samad Taylor (2)	10 - April 11	@ Iowa	Roenis Elias (L)	4-seam FB	CF	2	▲5	2	0-2	3-9	L, 9-6	405 ft	100.9 mph	25°
19.	Freddy Fermin (3)	10 - April 11	@ Iowa	Brandon Hughes (L)	4-seam FB	LF	1	▲6	2	0-1	6-9	L, 9-6	398 ft	100.3 mph	33°
20.	CJ Alexander (3)	11 - April 12	@ Iowa	Riley Thompson	Changeup	RF	0	▲2	0	1-0	2-1	W, 10-6	394 ft	104.3 mph	24°
21.	Tyler Gentry (2)	11 - April 12	@ Iowa	Riley Thompson	Slider	LF	0	▲3	2	1-2	3-1	W, 10-6	393 ft	103.3 mph	26°
22.	Tucker Bradley (1)	11 - April 12	@ Iowa	Rowan Wick	4-seam FB	RCF	1	▲6	2	1-1	7-3	W, 10-6	392 ft	98.2 mph	29°
23.	Nick Loftin (3)	11 - April 12	@ Iowa	Anthony Kay (L)	Slider	CF	0	▲8	0	2-1	8-6	W, 10-6	420 ft	104.3 mph	28°
24.	Nick Loftin (4)	12 - April 13	@ Iowa	Nick Neidert	4-seam FB	LF	0	▲4	2	3-2	1-11	L, 14-1	370 ft	100.4 mph	38°
25.	Nick Pratto (1)	15 - April 19	vs. Gwinnett	Beau Burrows	Slider	CF	0	▼2	0	1-2	1-1	L, 6-2	399 ft	100.2 mph	26°
26.	Logan Porter (5)	15 - April 19	vs. Gwinnett	Beau Burrows	Slider	LF	0	▼4	1	1-2	2-3	L, 6-2	350 ft	94.9 mph	50°
27.	CJ Alexander (4)	17 - April 21	vs. Gwinnett	Allan Winans	Changeup	RF	0	▼2	2	0-0	1-1	L, 7-3	395 ft	96.2 mph	37°
28.	Nick Pratto (2)	18 - April 22	vs. Gwinnett	Dylan Dodd (L)	Changeup	RF	1	▼1	2	3-1	2-0	L, 5-2	350 ft	88.4 mph	39°
29.	Nate Eaton (1)	22 - April 27	@ Nashville	Janson Junk	Sweeper	LF	0	▲2	2	2-2	1-0	W, 2-1	403 ft	103.0 mph	32°
30.	Freddy Fermin (4)	24 - April 29	@ Nashville	Robert Stock	4-seam FB	RCF	2	▲1	1	3-1	4-0	L, 6-5 (10)	381 ft	104.3 mph	23°
31.	Tyler Gentry (3)	25 - April 30	@ Nashville	Robert Gasser (L)	4-seam FB	LF	1	▲3	2	1-0	2-1	W, 10-6	391 ft	100.6 mph	33°
32.	Logan Porter (6)	25 - April 30	@ Nashville	Robert Gasser (L)	Slider	LF	0	▲4	0	2-1	3-1	W, 10-6	389 ft	102.3 mph	29°
33.	Freddy Fermin (5)	25 - April 30	@ Nashville	Robert Gasser (L)	Changeup	LF	0	▲5	1	2-0	5-1	W, 10-6	368 ft	94.8 mph	35°
34.	Nick Loftin (5)	28 - May 4	vs. Louisville	Silvino Bracho	Slider	LF	0	▼7	0	0-0	8-11	L, 12-10	365 ft	101.1 mph	19°
35.	Jakson Reetz (2)	29 - May 5	vs. Louisville	Brandon Williamson (L)	4-seam FB	LF	1	▼2	1	0-0	2-1	W, 6-2	346 ft	100.2 mph	27°
36.	Nick Loftin (6)	29 - May 5	vs. Louisville	Brandon Williamson (L)	Slider	CF	0	▼6	0	0-0	3-1	W, 6-2	395 ft	105.6 mph	24°
37.	Angelo Castellano (3)	30 - May 6	vs. Louisville	Ryan Nutof	Curveball	LF	1	▼7	2	2-2	8-8	W, 11-9	376 ft	95.2 mph	29°
38.	Jakson Reetz (3)	31 - May 7	vs. Louisville	Andrew Abbott (L)	Changeup	LF	0	▼4	1	2-0	1-0	L, 4-3	426 ft	104.4 mph	32°
39.	Franmil Reyes (1)	31 - May 7	vs. Louisville	Andrew Abbott (L)	Curveball	LCF	1	▼5	2	3-2	3-0	L, 4-3	389 ft	100.8 mph	29°
40.	Clay Dungan (1)	32 - May 9	@ Scranton/WB	Mitch Spence	4-seam FB	RCF	0	▲3	0	1-0	2-2	L, 14-2	388 ft	104.0 mph	28°
41.	Dairon Blanco (2)	33 - May 10	@ Scranton/WB	Luis Severino	Changeup	LF	0	▲3	0	0-1	1-1	L, 4-3	377 ft	99.6 mph	24°
42.	CJ Alexander (5)	34 - May 11	@ Scranton/WB	Colten Brewer	Slider	CF	0	▲9	0	1-1	3-1	W, 4-3 (11)	422 ft	106.4 mph	23°
43.	CJ Alexander (6)	36 - May 13	@ Scranton/WB	Greg Weissert	Sweeper	RF	0	▲6	1	0-0	4-3	L, 8-6	377 ft	102.7 mph	39°
44.	CJ Alexander (7)	37 - May 14	@ Scranton/WB	Mitch Spence	4-seam FB	RCF	0	▲2	0	3-2	1-1	W, 6-3	416 ft	109.9 mph	24°
45.	Brewer Hicklen (1)	37 - May 14	@ Scranton/WB	D.J. Snelten (L)	Changeup	LF	0	▲9	0	2-1	4-3	W, 6-3	344 ft	109.5 mph	25°
46.	Samad Taylor (3)	37 - May 14	@ Scranton/WB	D.J. Snelten (L)	4-seam FB	RCF	1	▲9	2	3-1	6-3	W, 6-3	346 ft	95.2 mph	29°
47.	Samad Taylor (4)	39 - May 17	vs. Toledo	Zach Logue (L)	4-seam FB	RCF	1	▼1	0	0-1	2-1	W, 16-8	372 ft	100.0 mph	30°
48.	Logan Porter (7)	39 - May 17	vs. Toledo	Zach Logue (L)	4-seam FB	LF	1	▼1	0	0-0	4-1	W, 16-8	401 ft	102.3 mph	38°
49.	Angelo Castellano (4)	39 - May 17	vs. Toledo	Miguel Del Pozo (L)	4-seam FB	LF	1	▼5	2	1-0	10-5	W, 16-8	385 ft	99.2 mph	26°
50.	Brewer Hicklen (2)	40 - May 18	vs. Toledo	Miguel Diaz	Sinker	LCF	2	▼8	0	2-0	9-0	W, 9-0	443 ft	108.4 mph	32°
51.	Drew Waters (1)	43 - May 21	vs. Toledo	Ashton Goudeau	4-seam FB	RCF	0	▼3	0	1-1	1-2	W, 8-4	408 ft	108.7 mph	29°
52.	Drew Waters (2)	43 - May 21	vs. Toledo	Ashton Goudeau	Changeup	LCF	1	▼4	1	2-0	4-3	W, 8-4	366 ft	99.5 mph	32°
53.	Tucker Bradley (2)	43 - May 21	vs. Toledo	Seth Elledge	Sinker	LCF	1	▼6	0	1-1	6-4	W, 8-4	388 ft	100.5 mph	28°
54.	Jakson Reetz (4)	43 - May 21	vs. Toledo	Braden Bristo	Sweeper	LF	0	▼7	0	2-1	8-4	W, 8-4	412 ft	104.1 mph	36°
55.	Dairon Blanco (3)	44 - May 23	@ St. Paul	Simeon Woods Richardson	4-seam FB	CF	0	▲4	1	1-1	4-0	W, 6-1	455 ft	104.5 mph	28°
56.	Nick Loftin (7)	45 - May 24	@ St. Paul	Brent Headrick (L)	Changeup	LF	2	▲3	1	2-2	3-5	L, 6-5	433 ft	103.7 mph	24°
57.	Nick Loftin (8)	46 - May 25	@ St. Paul	Cody Lawersyson	Sweeper	LF	2	▲7	0	1-2	4-4	L, 8-6	357 ft	97.3 mph	22°
58.	Johan Camargo (1)	48 - May 27	@ St. Paul	Randy Dobnak	Changeup	CF	0	▲5	0	1-2	1-3	L, 14-1	426 ft	102.2 mph	26°
59.	Nick Loftin (9)	50 - May 30	vs. Memphis	Jake Woodford	Curveball	LF	1	▼1	2	0-0	2-1	W, 7-6	370 ft	91.0 mph	29°
60.	Tyler Gentry (4)	50 - May 30	vs. Memphis	Connor Thomas (L)	Slider	LCF	1	▼3	0	2-1	4-1	W, 7-6	471 ft	103.6 mph	27°
61.	Johan Camargo (2)	52 - June 1	vs. Memphis	Dakota Hudson	Slider	RCF	1	▼4	2	0-2	2-1	L, 12-6	393 ft	98.2 mph	31°
62.	Brewer Hicklen (3)	52 - June 1	vs. Memphis	Ryan Loutos	Sinker	CF	0	▼7	0	1-0	4-10	L, 12-6	425 ft	105.8 mph	33°
63.	CJ Alexander (8)	52 - June 1	vs. Memphis	Ryan Loutos	Cutter	RCF	1	▼8	0	2-2	5-12	L, 12-6	400 ft	102.8 mph	30°
64.	Nate Eaton (2)	53 - June 2	vs. Memphis	Tommy Parsons	4-seam FB	LF	0	▼1	1	0-0	1-0	W, 10-9 (10)	330 ft	103.3 mph	46°
65.	Johan Camargo (3)	56 - June 6	@ Indianapolis	Yerry De Los Santos	Sinker	RCF	0	▲9	0	3-1	3-2	W, 4-2	399 ft	107.6 mph	22°
66.	CJ Alexander (9)	57 - June 7	@ Indianapolis	Quinn Priester	Curveball	RCF	2	▲2	0	1-2	3-2	W, 9-7	404 ft	101.3 mph	34°
67.	CJ Alexander (10)	58 - June 8	@ Indianapolis	Eli Villalobos	4-seam FB	RCF	1	▲7	2	2-1	14-7	W, 15-7	408 ft	108.5 mph	35°
68.	Brewer Hicklen (4)	59 - June 9	@ Indianapolis	Kent Emanuel (L)	Sinker	RCF	1	▲4	1	1-1	5-1	W, 6-2	410 ft	106.9 mph	26°
69.	Tyler Gentry (5)	60 - June 10	@ Indianapolis	Hunter Stratton	Slider	LF	2	▲5	2	0-2	3-2	W, 9-5	431 ft	106.0 mph	28°
70.	Samad Taylor (5)	61 - June 13	vs. Columbus	Joey Cantillo (L)	4-seam FB	LCF	0	▼6	1	1-1	1-2	W, 6-5	395 ft	102.4 mph	27°
71.	Brewer Hicklen (5)	61 - June 13	vs. Columbus	Michael Kelly	Slider	LF	1	▼8	2	2-1	6-5	W, 6-5	422 ft	108.1 mph	28°
72.	Samad Taylor (6)	62 - June 14	vs. Columbus	Gavin Williams	4-seam FB	CF	0	▼1	0	2-1	1-0	W, 6-1	422 ft	104.5 mph	27°
73.	Johan Camargo (4)	62 - June 14	vs. Columbus	Gavin Williams	4-seam FB	LF	0	▼4	1	0-2	2-1	W, 6-1	324 ft	90.8 mph	34°
74.	Tyler Gentry (6)	62 - June 14	vs. Columbus	Caleb Simpson	4-seam FB	LCF	1	▼7	2	0-1	6-1	W, 6-1	388 ft	101.2 mph	24°
75.	Kyle Isbel (1)	64 - June 16	vs. Columbus	Thomas Ponticelli	Sweeper	CF	0	▼1	1	1-0	1-1	W, 4-1	406 ft	104.3 mph	23°
76.	Nate Eaton (3)	65 - June 17	vs. Columbus	Jhon Romero	4-seam FB	CF	0	▼1	0	0-0	1-0	W, 13-4	412 ft	103.0 mph	33°
77.	Nate Eaton (4)	65 - June 17	vs. Columbus	Caleb Baragar (L)	4-seam FB	LF	0	▼3	0	2-2	2-0	W, 13-4	410 ft	103.8 mph	37°
78.	Jermaine Palacios (1)	66 - June 18	vs. Columbus	Joey Cantillo (L)	Changeup	LCF	1	▼2	2	1-1	2-0	W, 6-4	409 ft	101.9 mph	29°
79.	John Rave (1)	66 - June 18	vs. Columbus	Joey Cantillo (L)	4-seam FB	LCF	2	▼3	2	1-2	6-1	W, 6-4	ITP	96.5 mph	26°
80.	Adeiny Hechavarria (1)	69 - June 22	@ Rochester	Tommy Romero	4-seam FB	LCF	3	▲4	2	3-0	4-2	W, 8-4	411 ft	100.5 mph	29°
81.	Kyle Isbel (2)	70 - June 23	@ Rochester	Joan Adon	4-seam FB	RF	0	▲4	0	3-2	1-0	W, 4-2	375 ft	102.8 mph	32°
82.	John Rave (2)	71 - June 24	@ Rochester	Anthony Banda (L)	Slider	RCF	0	▲4	2	1-1	1-0	L, 3-2	406 ft	101.9 mph	24°

HR #	PLAYER (SEASON #)	GM # - DATE	OPPONENT	PITCHER	PITCH TYPE	DIRECTION	ON BASE	INNING	OUTS	COUNT	SCORE	FINAL	DISTANCE	EXIT VELO	LAUNCH ANGLE
83.	Adeiny Hechavarria (2)	74 - June 29	vs. Iowa	Riley Thompson	4-seam FB	LCF	0	▼2	1	1-1	1-2	W, 8-3	387 ft	97.1 mph	36°
84.	Angelo Castellano (5)	74 - June 29	vs. Iowa	Riley Thompson	Sinker	LF	1	▼2	1	0-0	3-2	W, 8-3	396 ft	99.6 mph	30°
85.	John Rave (3)	74 - June 29	vs. Iowa	Brendon Little (L)	Sinker	LF	0	▼7	2	3-1	8-2	W, 8-3	366 ft	98.0 mph	32°
86.	Tucker Bradley (3)	76 - July 2 (G1)	vs. Iowa	Chris Clarke	Slider	RF	1	▼3	2	1-0	5-1	W, 11-1 (7)	355 ft	90.5 mph	36°
87.	Angelo Castellano (6)	76 - July 2 (G1)	vs. Iowa	Rowan Wick	4-seam FB	LF	0	▼5	2	1-2	8-1	W, 11-1 (7)	385 ft	102.5 mph	21°
88.	Nate Eaton (5)	77 - July 2 (G2)	vs. Iowa	Nick Neidert	Curveball	CF	0	▼4	2	0-0	2-1	L, 6-2 (7)	422 ft	103.0 mph	28°
89.	Tyler Gentry (7)	78 - July 3	vs. Iowa	Ben Brown	Slider	LF	0	▼4	1	2-2	2-4	L, 7-6	352 ft	98.7 mph	22°
90.	Logan Porter (8)	80 - July 5	@ Gwinnett	Justus Sheffield (L)	Sinker	LF	0	▲3	0	0-0	4-1	L, 8-7 (10)	383 ft	97.8 mph	40°
91.	Nate Eaton (6)	80 - July 5	@ Gwinnett	Nick Margevicius (L)	Changeup	CF	1	▲1	1	2-1	3-1	L, 9-6	417 ft	101.3 mph	32°
92.	Tyler Gentry (8)	80 - July 5	@ Gwinnett	Derek Rodriguez	4-seam FB	LCF	2	▲6	2	2-0	6-7	L, 9-6	410 ft	104.3 mph	24°
93.	Logan Porter (9)	82 - July 7	@ Gwinnett	Jared Shuster (L)	Changeup	LCF	0	▲1	2	2-1	1-0	W, 7-1	400 ft	103.6 mph	26°
94.	Jermaine Palacios (2)	82 - July 7	@ Gwinnett	Matt Swarmer	Slider	LF	1	▲6	0	1-2	4-1	W, 7-1	357 ft	95.3 mph	28°
95.	Brewer Hicklen (5)	84 - July 14	vs. Indianapolis	Wil Crowe	-	LCF	0	▼2	1	0-0	2-10	L, 13-5	441 ft	-	-
96.	Tucker Bradley (4)	84 - July 14	vs. Indianapolis	Kent Emanuel (L)	Sinker	RF	0	▼5	0	2-0	3-11	L, 13-5	415 ft	106.3 mph	33°
97.	Brewer Hicklen (6)	84 - July 14	vs. Indianapolis	Juan Minaya	Slider	RF	1	▼9	2	0-0	5-13	L, 13-5	428 ft	108.5 mph	26°
98.	Tyler Gentry (9)	85 - July 15	vs. Indianapolis	Cam Alldred (L)	Slider	LF	2	▼2	1	0-2	3-0	W, 8-3	355 ft	97.1 mph	23°
99.	Logan Porter (10)	85 - July 15	vs. Indianapolis	Jose Hernandez (L)	4-seam FB	LCF	1	▼3	1	2-1	5-1	W, 8-3	382 ft	97.7 mph	29°
100.	CJ Alexander (11)	85 - July 15	vs. Indianapolis	Hunter Stratton	Cutter	RF	1	▼7	2	1-2	8-2	W, 8-3	382 ft	97.2 mph	37°
101.	Adeiny Hechavarria (3)	86 - July 16	vs. Indianapolis	Jared Jones	4-seam FB	RCF	2	▼4	2	3-1	3-3	L, 11-4	396 ft	99.3 mph	35°
102.	Nate Eaton (7)	86 - July 16	vs. Indianapolis	Kyle Nicolas	4-seam FB	CF	0	▼6	0	0-0	4-10	L, 11-4	413 ft	101.9 mph	29°
103.	Nate Eaton (8)	88 - July 19	vs. St. Paul	Aaron Sanchez	Changeup	LCF	1	▼9	1	2-0	4-9	L, 9-4	396 ft	104.1 mph	37°
104.	Jermaine Palacios (3)	89 - July 20	vs. St. Paul	Ronny Henriquez	4-seam FB	LF	0	▼5	0	2-0	2-0	L, 6-5	364 ft	96.0 mph	30°
105.	Nick Loftin (10)	95 - July 28	@ Columbus	Thomas Ponticelli	Slider	LCF	0	▲1	2	0-0	1-0	W, 7-6	407 ft	101.6 mph	26°
106.	Nate Eaton (9)	95 - July 28	@ Columbus	Thomas Ponticelli	Sweeper	LF	1	▲2	0	1-2	3-0	W, 7-6	398 ft	107.3 mph	24°
107.	John Rave (4)	95 - July 28	@ Columbus	Randy Labaut (L)	4-seam FB	RCF	0	▲6	0	0-0	4-2	W, 7-6	377 ft	99.0 mph	28°
108.	Angelo Castellano (7)	95 - July 28	@ Columbus	Jhon Romero	Slider	LF	1	▲6	2	2-2	6-2	W, 7-6	356 ft	99.4 mph	22°
109.	Tyler Gentry (10)	97 - July 29	@ Columbus	Joey Cantillo (L)	4-seam FB	CF	0	▲2	0	3-2	1-0	L, 6-3	399 ft	103.0 mph	24°
110.	Matt Beaty (1)	98 - July 30	@ Columbus	Peyton Battenfield	4-seam FB	RCF	0	▲1	1	1-0	1-0	W, 7-5	376 ft	101.2 mph	23°
111.	Brewer Hicklen (8)	98 - July 30	@ Columbus	Peyton Battenfield	4-seam FB	LF	0	▲2	2	0-1	2-0	W, 7-5	373 ft	96.0 mph	25°
112.	Tyler Gentry (11)	98 - July 30	@ Columbus	Peyton Battenfield	Cutter	RCF	0	▲5	0	0-1	3-1	W, 7-5	370 ft	97.5 mph	26°
113.	Adeiny Hechavarria (4)	98 - July 30	@ Columbus	Peyton Battenfield	4-seam FB	CF	1	▲5	0	0-0	5-1	W, 7-5	433 ft	102.3 mph	26°
114.	Nick Loftin (11)	98 - July 30	@ Columbus	Peyton Battenfield	Cutter	CF	1	▲5	2	1-1	7-1	W, 7-5	400 ft	100.9 mph	24°
115.	José Briceño (1)	102 - August 4	@ Louisville	Levi Stoudt	Slider	LF	0	▲3	1	2-2	1-1	L, 8-3	385 ft	95.8 mph	24°
116.	CJ Alexander (12)	102 - August 4	@ Louisville	Ryan Nutof	Cutter	RF	0	▲7	0	0-0	3-8	L, 8-3	349 ft	101.7 mph	25°
117.	Tyler Gentry (12)	104 - August 6	@ Louisville	Christian Roa	Slider	LF	0	▲3	2	0-2	1-1	L, 5-4	361 ft	99.5 mph	24°
118.	Adeiny Hechavarria (5)	105 - August 8	vs. Iowa	Nick Neidert	4-seam FB	CF	0	▼3	0	1-0	1-0	L, 8-2	413 ft	103.4 mph	22°
119.	Devin Mann (1)	105 - August 8	vs. Iowa	Nick Neidert	Curveball	LF	0	▼6	2	0-0	2-2	L, 8-2	386 ft	103.8 mph	25°
120.	Adeiny Hechavarria (6)	106 - August 9	vs. Iowa	Keegan Thompson	4-seam FB	RF	0	▼8	0	3-2	1-16	L, 20-1	346 ft	95.4 mph	30°
121.	Nate Eaton (10)	107 - August 10	vs. Iowa	Jordan Wicks (L)	Changeup	LCF	0	▼4	2	1-1	1-1	L, 10-3	367 ft	95.0 mph	31°
122.	José Briceño (2)	107 - August 10	vs. Iowa	Chris Clarke	Sinker	LF	0	▼7	2	2-1	2-8	L, 10-3	397 ft	98.0 mph	25°
123.	Nate Eaton (11)	108 - August 11	vs. Iowa	Bailey Horn (L)	Curveball	LCF	0	▼8	0	2-2	3-8	L, 9-4	403 ft	101.1 mph	29°
124.	Clay Dungan (2)	109 - August 12	vs. Iowa	Tyler Duffey	4-seam FB	RF	0	▼1	0	1-0	1-2	L, 7-4	399 ft	107.5 mph	26°
125.	Nick Loftin (12)	109 - August 12	vs. Iowa	Tyler Duffey	4-seam FB	LCF	1	▼3	1	3-2	3-4	L, 7-4	400 ft	98.6 mph	28°
126.	Tyler Gentry (13)	109 - August 12	vs. Iowa	Tyler Duffey	Slider	LCF	0	▼3	2	1-1	4-4	L, 7-4	425 ft	104.1 mph	26°
127.	Edward Olivares (1)	110 - August 15	@ Toledo	Spencer Turnbull	4-seam FB	RF	1	▲1	0	0-1	2-0	W, 11-8	364 ft	98.0 mph	30°
128.	Nick Loftin (13)	111 - August 16	@ Toledo	Keider Montero	Curveball	CF	0	▲3	0	0-0	1-2	L, 8-2	420 ft	104.7 mph	26°
129.	José Briceño (3)	112 - August 17	@ Toledo	Miguel Diaz	Sinker	LF	1	▲9	2	2-1	2-4	L, 4-2	401 ft	104.7 mph	26°
130.	Angelo Castellano (8)	114 - August 19	@ Toledo	Zach Logue (L)	Curveball	LF	0	▲3	2	1-0	1-1	W, 5-3	394 ft	100.2 mph	27°
131.	Devin Mann (2)	114 - August 19	@ Toledo	Rony Garcia	4-seam FB	LCF	0	▲5	0	2-0	5-2	W, 5-3	415 ft	105.7 mph	30°
132.	Bubba Thompson (1)	116 - August 22	vs. St. Paul	Louie Varland	4-seam FB	LF	1	▼2	2	1-1	5-2	W, 14-4	364 ft	92.0 mph	28°
133.	Devin Mann (3)	117 - August 23	vs. St. Paul	Patrick Murphy	4-seam FB	LCF	0	▼4	2	1-2	1-3	L, 6-2	405 ft	98.8 mph	37°
134.	Angelo Castellano (9)	117 - August 23	vs. St. Paul	Patrick Murphy	Curveball	LCF	0	▼5	2	1-2	2-4	L, 6-2	377 ft	97.2 mph	41°
135.	Edward Olivares (2)	117 - August 23	vs. St. Paul	Kody Funderburk (L)	Sinker	RF	1	▼8	2	1-0	4-4	L, 6-2	351 ft	98.1 mph	34°
136.	Nick Loftin (14)	120 - August 26	vs. St. Paul	Randy Dobnak	Slider	LCF	1	▼6	0	1-2	5-2	W, 7-3	380 ft	107.3 mph	19°
137.	Bubba Thompson (2)	121 - August 27	vs. St. Paul	Michael Boyle (L)	4-seam FB	CF	0	▼1	0	0-0	1-0	W, 5-3	435 ft	102.6 mph	29°
138.	Nate Eaton (12)	121 - August 27	vs. St. Paul	Michael Boyle (L)	Slider	LF	2	▼1	2	0-0	4-0	W, 5-3	387 ft	106.1 mph	26°
139.	Edward Olivares (3)	121 - August 27	vs. St. Paul	Austin Brice	Sinker	RF	0	▼5	1	0-0	5-3	W, 5-3	361 ft	97.9 mph	31°
140.	Logan Porter (11)	122 - August 29	vs. Louisville	Christian Roa	4-seam FB	LF	0	▼2	0	3-1	1-3	W, 4-3	414 ft	103.8 mph	29°
141.	Devin Mann (4)	123 - August 30	vs. Louisville	Michael Mariot	4-seam FB	LF	1	▼2	0	0-0	2-0	W, 4-2	370 ft	97.9 mph	27°
142.	Logan Porter (12)	123 - August 30	vs. Louisville	Michael Mariot	Sinker	LF	0	▼5	0	2-1	4-0	W, 4-2	364 ft	95.2 mph	28°
143.	Angelo Castellano (10)	124 - August 31	vs. Louisville	Alan Busenitz	Sweeper	LF	1	▼9	2	0-1	4-5	L, 5-4	372 ft	96.0 mph	26°
144.	Nick Pratto (3)	125 - September 1	vs. Louisville	Randy Wynne	Curveball	RF	1	▼1	1	0-0	2-2	L, 12-7	375 ft	99.0 mph	33°
145.	Nick Pratto (4)	125 - September 1	vs. Louisville	Levi Stoudt	4-seam FB	RF	2	▼5	2	1-2	5-7	L, 12-7	383 ft	103.5 mph	26°
146.	Bubba Thompson (3)	125 - September 1	vs. Louisville	Levi Stoudt	Slider	CF	1	▼9	0	2-2	7-12	L, 12-7	409 ft	99.8 mph	29°
147.	Clay Dungan (3)	127 - September 3	vs. Louisville	Christian Roa	4-seam FB	RCF	0	▼1	0	0-0	1-0	W, 7-1	387 ft	103.8 mph	24°
148.	Logan Porter (13)	128 - September 5	@ Iowa	Samuel Reyes	4-seam FB	RF	0	▲3	0	1-0	1-1	W, 10-9	347 ft	95.1 mph	34°
149.	Angelo Castellano (11)	128 - September 5	@ Iowa	Samuel Reyes	Slider	LF	0	▲3	0	1-2	2-1	W, 10-9	370 ft	96.5 mph	29°
150.	Devin Mann (5)	128 - September 5	@ Iowa	Chris Clarke	4-seam FB	CF	0	▲5	1	2-2	6-2	W, 10-9	415 ft	102.8 mph	26°
151.	Bubba Thompson (4)	128 - September 5	@ Iowa	Edwin Uceta	Sinker	CF	2	▲7	2	2-2	10-2	W, 10-9	400 ft	101.4 mph	25°
152.	Tyler Gentry (14)	129 - September 6	@ Iowa	Galeb Kilian	Sinker	LF	2	▲1	1	0-0	4-0	W, 11-7	406 ft	101.8 mph	35°
153.	Nate Eaton (13)	130 - September 7	@ Iowa	Nick Neidert	4-seam FB	LCF	0	▲4	0	1-1	3-2	W, 10-2	385 ft	104.5 mph	26°
154.	CJ Alexander (3)	131 - September 8	@ Iowa	Michael Rucker	4-seam FB	LCF	0	▲9	0	3-1	2-2	W, 4-2	377 ft	101.9 mph	29°
155.	Samad Taylor (7)	131 - September 8	@ Iowa	Michael Rucker	Curveball	CF	1	▲9	1	2-2	4-2	W, 4-2	411 ft	102.3 mph	29°
156.	Nate Eaton (14)	132 - September 9	@ Iowa	Brandon Hughes (L)	4-seam FB	LF	1	▲4	2	0-0	2-4	L, 8-3	403 ft	106.8 mph	27°
157.	Tyler Gentry (15)	132 - September 9	@ Iowa	Nick Burdi	4-seam FB	LCF	0	▲9	0	3-2	3-8	L, 8-3	409 ft	106.2 mph	23°
158.	John Rave (5)	133 - September 10	@ Iowa	Cam Sanders	Changeup	RF	1	▲9	0	1-1	3-9	L, 9-3	370 ft	96.8 mph	28°
159.	Devin Mann (6)	135 - September 13	vs. Indianapolis	Beau Sulser	4-seam FB	LF	0	▼7	2	0-0	3-5	L, 5-4	336 ft	94.3 mph	24°
160.	José Briceño (4)	135 - September 13	vs. Indianapolis	Kyle Nicolas	Slider	LF	0	▼8	1	1-1	4-5	L, 5-4	343 ft	89.6 mph	25°
161.	Angelo Castellano (12)	136 - September 14	vs. Indianapolis	Dauri Moreta	Slider	LF	0	▼8	2	1-1	1-2	L, 4-1	345 ft	92.1 mph	27°
162.	John Rave (6)	138 - September 16	vs. Indianapolis	Wil Crowe	4-seam FB	RF	2	▼5	1	3-2	6-2	W, 9-2	403 ft	105.7 mph	28°
163.	José Briceño (5)	139 - September 17	vs. Indianapolis	Roansy Contreras	Slider	LF	0	▼3	2	1-2	5-1	W, 11-5	369 ft	95.2 mph	24°
164.	Angelo Castellano (13)	139 - September 17	vs. Indianapolis	Roansy Contreras	4-seam FB	LF	0	▼6	0	0-0	6-2	W, 11-5	352 ft	96.4 mph	32°
165.	Matt Beaty (2)	139 - September 17	vs. Indianapolis	Roansy Contreras	Slider	RF	1	▼6	2	2-1	8-2	W, 11-5	382 ft	99.4 mph	39°
166.	José Briceño (6)	140 - September 19	@ Columbus	Triston McKenzie	Cutter	LF	1	▲2	2	0-0	2-1	W, 7-3	366 ft	99.1 mph	22°
167.	Nate Eaton (15)	140 - September 19	@ Columbus	Triston McKenzie	4-seam FB	LF	0	▲4	1	0-0	3-1	W, 7-3	410 ft	107.5 mph	24°
168.	Angelo Castellano (14)	140 - September 19	@ Columbus	Thomas Ponticelli	4-seam FB	LF	2	▲4	2	1-1	6-1	W, 7-3	367 ft	99.2 mph	24°
169.	Samad Taylor (8)	141 - September 20													



## ABS CHALLENGES BY PLAYER

HITTERS – 49% (38-FOR-77)	TOTAL CHALLENGES	SUCCESSFUL CHALLENGES	SUCCESS RATE (%)
CJ Alexander	4	2	50%
Dairon Blanco	2	1	50%
Tucker Bradley	2	1	50%
José Briceño	1	0	0%
Angelo Castellano	6	4	67%
Clay Dungan	7	5	71%
Nate Eaton	4	2	50%
Maikel Garcia	1	0	0%
Tyler Gentry	4	2	50%
Adeiny Hechavarria	2	1	50%
Brewer Hicklen	4	2	50%
Nick Loftin	6	3	50%
Devin Mann	2	0	0%
Morgan McCullough	2	1	50%
Edward Olivares	1	0	0%
Jermaine Palacios	2	0	0%
Logan Porter	11	7	64%
Nick Pratto	3	1	33%
John Rave	3	2	67%
Jakson Reetz	3	1	33%
Samad Taylor	4	0	0%
Bubba Thompson	1	1	100%
Nelson Velázquez	1	1	100%
Drew Waters	1	1	100%

CATCHERS – 39% (31-FOR-80)	TOTAL CHALLENGES	SUCCESSFUL CHALLENGES	SUCCESS RATE (%)
José Briceño	27	9	33%
Logan Porter	21	9	43%
Jakson Reetz	32	13	41%

PITCHERS – 40% (8-FOR-20)	TOTAL CHALLENGES	SUCCESSFUL CHALLENGES	SUCCESS RATE (%)
Max Castillo	3	2	67%
Christian Chamberlain	6	4	67%
Jonah Dipoto	2	1	50%
Jonathan Heasley	1	0	0%
Andrew Hoffmann	1	0	0%
Will Klein	2	0	0%
Jackson Kowar	2	1	50%
James McArthur	1	0	0%
Daniel Mengden	1	0	0%
Nick Wittgren	1	0	0%

## ABS CHALLENGES BY GAME

DATE	TOTAL	SUCCESSFUL	SUCCESS RATE (%)	DATE	TOTAL	SUCCESSFUL	SUCCESS RATE (%)
April 28	2	0	0%	July 21	6	3	50%
May 5	2	0	0%	July 22	3	2	67%
May 6	0	0	–	July 23	2	0	0%
May 7	4	1	25%	July 28	4	2	50%
May 12	4	2	50%	July 29	4	2	50%
May 13	2	0	0%	July 30	3	0	0%
May 14	4	1	25%	August 4	4	2	50%
May 19	1	0	0%	August 5	1	0	0%
May 20	6	3	50%	August 6	4	1	25%
May 21	9	7	78%	August 11	3	2	67%
May 26	5	2	40%	August 12	3	1	33%
May 27	3	1	33%	August 18	3	2	67%
May 28	4	1	25%	August 19	4	2	50%
June 2	2	0	0%	August 20	2	1	50%
June 3	3	0	0%	August 25	1	0	0%
June 4	3	1	33%	August 26	3	1	33%
June 9	4	3	75%	August 27	3	2	67%
June 10	4	1	25%	September 1	7	6	86%
June 16	1	0	0%	September 2	4	2	50%
June 17	4	2	50%	September 3	6	4	67%
June 18	3	1	33%	September 8			
June 23	3	2	67%	September 9			
June 24	4	1	25%	September 10			
June 25	1	1	25%	September 15	0	0	–
July 2 [G1]	5	2	40%	September 16	1	0	0%
July 2 [G2]	1	0	0%	September 17	3	1	33%
July 3	4	2	50%	September 22	2	0	0%
July 7	4	3	75%	September 23			
July 9	2	0	0%	September 24			
July 15	0	0	–				
July 16	7	4	57%				

## ABS CHALLENGES BY COUNT

COUNT	TOTAL CHALLENGES	SUCCESSFUL CHALLENGES	SUCCESS RATE (%)
0-0 Count	39	14	36%
0-1 Count	22	9	41%
0-2 Count	6	4	67%
1-0 Count	21	12	57%
1-1 Count	22	11	50%
1-2 Count	12	5	42%
2-0 Count	5	2	40%
2-1 Count	9	3	33%
2-2 Count	17	8	47%
3-0 Count	3	2	67%
3-1 Count	4	3	75%
3-2 Count	17	4	24%

## ABS CHALLENGES BY INNING

INNING	CHALLENGES	SUCCESSFUL CHALLENGES	SUCCESS RATE (%)
1st Inning	11	3	27%
2nd Inning	15	6	40%
3rd Inning	20	9	45%
4th Inning	17	7	41%
5th Inning	20	7	35%
6th Inning	24	14	58%
7th Inning	19	12	63%
8th Inning	27	12	44%
9th Inning	24	7	29%
Extras	0	–	–

## ABS CHALLENGES BY UMPIRE

UMPIRE	CHALLENGES	OVERTURNED CALLS	OVERTURNED RATE (%)
David Arrieta	3	2	67%
John Bacon	1	0	0%
Brock Ballou	4	2	50%
Mark Bass	7	2	29%
Matthew Bates	5	3	60%
Jhonatan Biarreta	10	4	40%
Sam Burch	10	5	50%
Matthew Brown	6	3	50%
Cody Clark	4	0	0%
Paul Clemons	4	0	0%
Trevor Danneger	2	0	0%
Darius Ghani	3	1	33%
Luis Hernandez	8	4	50%
Steven Jaschinski	3	2	67%
Edwin Jimenez	3	2	67%
Tyler Jones	6	2	33%
Dexter Kelley	4	0	0%
Louie Krupa	1	0	0%
Chris Marco	7	3	43%
Jose Matamoros	3	1	33%
Raul Moreno	5	2	40%
Robert Nunez	5	1	20%
Cody Oakes	2	0	0%
Jennifer Pawol	7	4	57%
Dane Poncsak	3	1	33%
Mike Rains	4	1	25%
Randy Rosenberg	9	3	33%
Derek Thomas	5	2	40%
Nate Tomlinson	4	2	50%
Kelvis Velez	13	9	69%
Tom West	4	2	50%
Lew Williams III	8	5	63%
Dillon Wilson	7	3	43%
Matt Winter	7	6	86%

THIS WEEK'S CREW IN BOLD



### ABS SUCCESSFUL CHALLENGE TRACKER (77-FOR-177 / 43.5%)

#	GM # - DATE	OPPONENT	PLAYER CHALLENGING	POSITION	INNING	CALL (COUNT)	OVERTURNED?	PLAY RESULT (COUNT)	OPPONENT	UMPIRE
6.	31 - May 7	vs. Louisville	Brewer Hicklen	Batter	▼ 3	Strike (3-2)	YES	Walk (3-2)	Andrew Abbott (P)	Randy Rosenberg
9.	35 - May 12	@ Scranton/WB	Jakson Reetz	Catcher	▼ 5	Ball (0-0)	YES	Lineout, L9 (0-2)	Carlos Narvaez (C)	Dillon Wilson
10.	35 - May 12	@ Scranton/WB	Jakson Reetz	Catcher	▼ 7	Ball (2-1)	YES	Strikeout Looking (2-2)	Jamie Westbrook (2B)	Dillon Wilson
17.	37 - May 14	@ Scranton/WB	Jakson Reetz	Catcher	▼ 7	Ball (2-2)	YES	Strikeout Looking (2-2)	Franchy Cordero (RF)	Robert Nunez
20.	42 - May 20	vs. Toledo	Jakson Reetz	Catcher	▲ 2	Ball (2-2)	YES	Strikeout Looking (2-2)	Donny Sands (C)	Jhonatan Biarreta
21.	42 - May 20	vs. Toledo	Jakson Reetz	Catcher	▲ 3	Ball (1-1)	YES	Groundout, 5-3 (1-2)	Justyn-Henry Malloy (3B)	Jhonatan Biarreta
24.	42 - May 20	vs. Toledo	Jakson Reetz	Catcher	▲ 6	Ball (3-0)	YES	RBI Walk (3-2)	Justyn-Henry Malloy (3B)	Jhonatan Biarreta
26.	43 - May 21	vs. Toledo	Jakson Reetz	Catcher	▲ 2	Ball (0-1)	YES	Walk (3-2)	Donny Sands (C)	Kelvis Velez
27.	43 - May 21	vs. Toledo	Angelo Castellano	Batter	▼ 4	Strike (0-1)	YES	Flyout, F8 (2-2)	Ashton Goudeau (P)	Kelvis Velez
29.	43 - May 21	vs. Toledo	Brewer Hicklen	Batter	▼ 5	Strike (1-0)	YES	Lineout, L7 (2-1)	Seth Elledge (P)	Kelvis Velez
31.	43 - May 21	vs. Toledo	Dairon Blanco	Batter	▼ 6	Strike (3-2)	YES	Walk (3-2)	Seth Elledge (P)	Kelvis Velez
32.	43 - May 21	vs. Toledo	Drew Waters	Batter	▼ 6	Strike (0-2)	YES	Double (1-2)	Seth Elledge (P)	Kelvis Velez
33.	43 - May 21	vs. Toledo	Logan Porter	Batter	▼ 6	Strike (1-1)	YES	Walk (3-2)	Braden Bristo (P)	Kelvis Velez
34.	43 - May 21	vs. Toledo	Jakson Reetz	Catcher	▲ 9	Ball (1-0)	YES	Double Play, 5-4-3 (2-2)	Donny Sands (C)	Kelvis Velez
36.	47 - May 26	@ St. Paul	Jakson Reetz	Catcher	▼ 6	Ball (3-1)	YES	Strikeout Swinging (3-2)	Chris Williams (DH)	Derek Thomas
37.	47 - May 26	@ St. Paul	Jakson Reetz	Catcher	▼ 6	Ball (0-0)	YES	Groundout, 1-3 (0-1)	Andrew Bechtold (3B)	Derek Thomas
41.	48 - May 27	@ St. Paul	Jonah Dipoto	Pitcher	▼ 5	Ball (1-0)	YES	Strikeout Swinging (2-2)	Andrew Bechtold (2B)	Darius Ghani
44.	49 - May 28	@ St. Paul	Jakson Reetz	Catcher	▼ 5	Ball (0-1)	YES	Strikeout Swinging (0-2)	Alex De Goti (2B)	Mike Rains
53.	55 - June 4	vs. Memphis	Logan Porter	Catcher	▲ 6	Ball (0-0)	YES	Groundout, 6-3 (2-2)	Juniel Querecuto (CF)	Mark Bass
55.	59 - June 9	@ Indianapolis	Logan Porter	Batter	▲ 3	Strike (0-0)	YES	Flyout, F9 (2-1)	Kent Emanuel (P)	Lew Williams III
56.	59 - June 9	@ Indianapolis	Jakson Reetz	Catcher	▲ 7	Ball (0-1)	YES	Strikeout Swinging (0-2)	Nick Gonzales (2B)	Lew Williams III
57.	59 - June 9	@ Indianapolis	Jakson Reetz	Catcher	▼ 9	Ball (0-0)	YES	Strikeout Swinging (0-2)	Ryan Vlade (CF)	Lew Williams III
61.	60 - June 10	@ Indianapolis	Jakson Reetz	Batter	▲ 7	Strike (0-2)	YES	Groundout, 6-3 (2-2)	Tyler Chatwood (P)	Sam Burch
64.	65 - June 17	vs. Columbus	Adeiny Hechavarria	Batter	▼ 4	Strike (3-1)	YES	Walk (3-1)	Luis Oviedo (P)	Luis Hernandez
67.	65 - June 17	vs. Columbus	Logan Porter	Catcher	▲ 7	Ball (1-1)	YES	Single (1-2)	George Valera (RF)	Luis Hernandez
70.	66 - June 18	vs. Columbus	José Briceño	Catcher	▲ 8	Ball (1-0)	YES	Groundout, 4-3 (2-2)	Jhonkensy Noel (1B)	Jose Matamoros
71.	70 - June 23	@ Rochester	Clay Dungan	Batter	▲ 6	Strike (1-2)	YES	Single (2-2)	Joan Adon (P)	Steven Jaschinski
72.	70 - June 23	@ Rochester	Logan Porter	Batter	▲ 8	Strike (1-0)	YES	Strikeout Looking (2-2)	Amos Willingham (P)	Steven Jaschinski
76.	71 - June 24	@ Rochester	José Briceño	Catcher	▼ 6	Ball (1-0)	YES	Walk (3-2)	Travis Blankenhorn (LF)	Chris Marco
78.	72 - June 25	@ Rochester	John Rave	Batter	▲ 3	Ball (1-2)	YES	Strikeout Swinging (2-2)	Sean Doolittle (L)	Tom West
81.	76 - July 2 [G1]	vs. Iowa	Clay Dungan	Batter	▼ 5	Strike (1-0)	YES	RBI Single (2-1)	Rowan Wick (P)	Randy Rosenberg
82.	76 - July 2 [G1]	vs. Iowa	Nate Eaton	Batter	▼ 6	Strike (1-0)	YES	Strikeout Swinging (2-2)	Rowan Wick (P)	Randy Rosenberg
85.	78 - July 3	vs. Iowa	Logan Porter	Catcher	▲ 4	Ball (0-1)	YES	Walk (3-2)	Dom Nunez (C)	Tyler Jones
87.	78 - July 3	vs. Iowa	Clay Dungan	Batter	▼ 7	Strike (0-0)	YES	Strikeout Looking (2-2)	Bailey Horn (P)	Tyler Jones
89.	82 - July 7	@ Gwinnett	Logan Porter	Batter	▲ 3	Strike (2-1)	YES	Walk (3-1)	Jared Shuster (P)	Matthew Bates
90.	82 - July 7	@ Gwinnett	Logan Porter	Batter	▲ 3	Strike (3-1)	YES	Walk (3-1)	Jared Shuster (P)	Matthew Bates
92.	82 - July 7	@ Gwinnett	Logan Porter	Catcher	▼ 9	Ball (3-0)	YES	Walk (3-2)	Chadwick Thompson (C)	Matthew Bates
96.	86 - July 16	vs. Indianapolis	Christian Chamberlain	Pitcher	▲ 3	Ball (2-2)	YES	Strikeout Looking (2-2)	Canaan Smith-Nijgba (RF)	Jennifer Pawol
97.	86 - July 16	vs. Indianapolis	Christian Chamberlain	Pitcher	▲ 4	Ball (1-1)	YES	RBI Double (1-2)	Vinny Capra (3B)	Jennifer Pawol
98.	86 - July 16	vs. Indianapolis	Christian Chamberlain	Pitcher	▲ 4	Ball (2-2)	YES	Strikeout Looking (2-2)	Josh Bissonette (2B)	Jennifer Pawol
100.	86 - July 16	vs. Indianapolis	Jackson Kowar	Pitcher	▲ 8	Ball (2-2)	YES	Strikeout Looking (2-2)	Aaron Shackelford (DH)	Jennifer Pawol
103.	90 - July 21	vs. St. Paul	Logan Porter	Catcher	▲ 7	Ball (1-0)	YES	Walk (3-2)	Kyle Garlick (1B)	Matthew Brown
104.	90 - July 21	vs. St. Paul	Logan Porter	Catcher	▲ 7	Ball (0-0)	YES	Fielder's Choice, 6-4 (1-2)	Chris Williams (C)	Matthew Brown
106.	90 - July 21	vs. St. Paul	Christian Chamberlain	Pitcher	▲ 8	Ball (0-1)	YES	Strikeout Swinging (0-2)	Ernie Yake (3B)	Matthew Brown
109.	91 - July 22	vs. St. Paul	Tyler Gentry	Batter	▼ 2	Strike (2-1)	YES	Walk (3-1)	Dallas Keuchel (P)	David Arrieta
110.	91 - July 22	vs. St. Paul	José Briceño	Catcher	▲ 8	Ball (0-1)	YES	Groundout, 6-3 (1-2)	Trevor Larnach (LF)	David Arrieta
114.	96 - July 28	@ Columbus	CJ Alexander	Batter	▲ 6	Strike (2-2)	YES	Walk (3-2)	Randy Labaut (P)	Luis Hernandez
115.	96 - July 28	@ Columbus	Nate Eaton	Batter	▲ 7	Strike (1-0)	YES	Fielder's Choice, 6-4 (1-1)	Jhon Romero (P)	Luis Hernandez
118.	97 - July 29	@ Columbus	José Briceño	Catcher	▼ 3	Ball (1-1)	YES	Strikeout Swinging (1-2)	Daniel Schneemann (3B)	Nate Tomlinson
119.	97 - July 29	@ Columbus	José Briceño	Catcher	▼ 5	Ball (1-1)	YES	Double Play, 4-6-3 (1-2)	Daniel Schneemann (3B)	Nate Tomlinson
125.	102 - August 4	@ Louisville	Clay Dungan	Batter	▲ 8	Strike (0-0)	YES	Single (2-1)	Tony Santillan (P)	Brock Ballou
126.	102 - August 4	@ Louisville	Nelson Velázquez	Batter	▲ 8	Strike (2-0)	YES	Flyout, F9 (3-0)	Tony Santillan (P)	Brock Ballou
130.	103 - August 6	@ Louisville	José Briceño	Catcher	▼ 2	Ball (1-2)	YES	Strikeout Looking (1-2)	Jason Vosler (3B)	Mark Bass
133.	108 - August 11	vs. Iowa	Tucker Bradley	Batter	▼ 7	Strike (2-2)	YES	Single (3-2)	Bailey Horn (P)	Chris Marco
135.	108 - August 11	vs. Iowa	Logan Porter	Batter	▼ 9	Strike (1-1)	YES	Walk (3-1)	Cam Sanders (P)	Chris Marco
136.	109 - August 12	vs. Iowa	Nick Loftin	Batter	▼ 1	Strike (0-0)	YES	Strikeout Swinging (2-2)	Tyler Duffey (P)	Tom West
139.	113 - August 18	@ Toledo	CJ Alexander	Batter	▲ 7	Strike (1-2)	YES	Strikeout Looking (2-2)	Blair Calvo (P)	Edwin Jimenez
140.	113 - August 18	@ Toledo	Nick Pratto	Batter	▲ 8	Strike (0-1)	YES	Strikeout Looking (1-2)	Sam Clay (P)	Edwin Jimenez
143.	114 - August 19	@ Toledo	Logan Porter	Catcher	▼ 5	Ball (0-0)	YES	Groundout, 5-3 (2-1)	Wenceel Perez (2B)	Kelvis Velez
144.	114 - August 19	@ Toledo	Nick Loftin	Batter	▲ 8	Strike (3-2)	YES	Walk (3-2)	Layne Henderson (P)	Kelvis Velez
147.	115 - August 20	@ Toledo	Nick Loftin	Batter	▲ 9	Strike (0-2)	YES	Strikeout Looking (2-2)	Miguel Diaz (P)	Jhonatan Biarreta
149.	120 - August 26	vs. St. Paul	Logan Porter	Catcher	▲ 1	Ball (1-1)	YES	Strikeout Swinging (1-2)	Anthony Prato (SS)	Dillon Wilson
152.	121 - August 27	vs. St. Paul	Max Castillo	Pitcher	▲ 1	Ball (3-2)	YES	Strikeout Looking (3-2)	Willi Castro (3B)	Raul Moreno
154.	121 - August 27	vs. St. Paul	Bubba Thompson	Batter	▼ 2	Strike (0-0)	YES	Groundout, 5-3 (2-1)	Ronny Henriquez (P)	Raul Moreno
155.	125 - September 1	vs. Louisville	Angelo Castellano	Batter	▼ 2	Strike (0-1)	YES	Flyout, F9 (2-1)	Randy Wynne (P)	Matt Winter
156.	125 - September 1	vs. Louisville	Angelo Castellano	Batter	▼ 2	Strike (1-1)	YES	Flyout, F9 (2-1)	Randy Wynne (P)	Matt Winter
158.	125 - September 1	vs. Louisville	Logan Porter	Catcher	▲ 8	Ball (1-2)	YES	Strikeout Looking (1-2)	Jhonny Pereda (1B)	Matt Winter
159.	125 - September 1	vs. Louisville	Logan Porter	Batter	▼ 8	Strike (1-1)	YES	Groundout, 1-3 (2-2)	Levi Stoudt (P)	Matt Winter
160.	125 - September 1	vs. Louisville	Clay Dungan	Batter	▼ 9	Strike (2-0)	YES	Walk (3-0)	Levi Stoudt (P)	Matt Winter
161.	125 - September 1	vs. Louisville	John Rave	Batter	▼ 9	Strike (0-0)	YES	Strikeout Swinging (3-2)	Kevin Herget (P)	Matt Winter
163.	126 - September 2	vs. Louisville	Max Castillo	Pitcher	▲ 4	Ball (0-0)	YES	Strikeout Swinging (1-2)	Jhonny Pereda (1B)	Lew Williams III
165.	126 - September 2	vs. Louisville	Tyler Gentry	Batter	▼ 6	Strike (0-2)	YES	Fielder's Choice, 6-4 (1-2)	Casey Legumina (P)	Lew Williams III
167.	127 - September 3	vs. Louisville	José Briceño	Catcher	▲ 3	Ball (0-0)	YES	Double Play, 1-6-3 (0-1)	Jacob Hurtubise (CF)	Sam Burch
168.	127 - September 3	vs. Louisville	José Briceño	Catcher	▲ 4	Ball (1-0)	YES	Single (3-2)	Henry Ramos (RF)	Sam Burch
170.	127 - September 3	vs. Louisville	José Briceño	Catcher	▲ 6	Ball (2-2)	YES	Strikeout Looking (2-2)	Jhonny Pereda (1B)	Sam Burch
171.	127 - September 3	vs. Louisville	Morgan McCullough	Batter	▼ 6	Strike (1-1)	YES	Walk (3-1)	Eduardo Salazar (P)	Sam Burch
175.	139 - September 17	vs. Indianapolis	Angelo Castellano	Batter	▼ 7	Strike (1-0)	YES	Walk (3-0)	John O'Reilly (P)	Dane Ponscak

14 of 77 (18.2%) successfully challenged pitches for Omaha have immediately changed the outcome of a plate appearance in favor of the Storm Chasers  
(i.e. overturned call is Ball 4 on a hitter or Strike 3 for a Pitcher/Catcher, bolded in blue above).

														STORM CHASERS					OPPONENT				
GM #	MARCH	OPPONENT	SCORE	RECORD	STANDINGS, DIV	WIN	LOSS	SAVE	TEMP.	1ST PITCH	TIME	ATT.	HOME ATT.	R	H	E	LO	R	H	E	LO		
1.	3/31	@ Indianapolis	W, 8-6	1-0	1st +0.5	C. Snider (1-0)	Y. De Los Santos (0-1)	J. Staumont (1)	66°	7:05 PM	2:54	8,095		8	12	0	14	6	11	2	7		
														STORM CHASERS					OPPONENT				
GM #	APRIL	OPPONENT	SCORE	RECORD	STANDINGS, DIV	WIN	LOSS	SAVE	TEMP.	1ST PITCH	TIME	ATT.	HOME ATT.	R	H	E	LO	R	H	E	LO		
2.	4/1	@ Indianapolis	W, 12-1	2-0	1st +1.0	D. Parrish (1-0)	C. Smith (0-1)	-	42°	1:37 PM	2:26	4,012		12	16	0	11	1	5	2	3		
3.	4/2	@ Indianapolis	W, 8-3	3-0	1st +1.0	J. Kowar (1-0)	D. Zamora (0-1)	-	49°	1:36 PM	2:53	4,240		8	12	0	9	3	11	2	10		
4.	4/4	TOLEDO	L, 9-2	3-1	2nd -0.5	B. White (1-0)	M. Castillo (0-1)	-	55°	6:42 PM	2:27	3,200	3,200	2	6	0	6	9	12	0	5		
5.	4/5	TOLEDO	L, 7-6	3-2	2nd -1.0	T. Holton (1-0)	R. Weiss (0-1)	M. Díaz (2)	35°	12:07 PM	2:40	1,405	4,605	6	8	2	6	7	12	1	9		
6.	4/6	TOLEDO	L, 8-5	3-3	3rd -2.0	J. Fry (1-0)	J. Kowar (1-1)	M. Del Pozo (1)	45°	12:06 PM	2:48	1,607	6,212	5	7	1	4	8	10	2	9		
7.	4/7	TOLEDO	W, 9-4	4-3	2nd -1.0	J. Heasley (1-0)	R. Olson (0-2)	-	70°	6:35 PM	2:35	1,968	8,180	9	12	0	6	4	9	0	11		
8.	4/8	TOLEDO	W, 13-8	5-3	2nd -0.5	M. Martínez (1-0)	M. Lorenzen (0-1)	-	71°	2:05 PM	2:49	2,070	10,250	13	12	3	4	8	13	0	12		
9.	4/9	TOLEDO	L, 8-2	5-4	2nd -1.5	T. Holton (2-0)	M. Castillo (0-2)	-	73°	2:11 PM	2:57	2,119	12,369	2	6	3	12	8	13	0	11		
10.	4/11	@ Iowa	L, 9-6	5-5	5th -2.5	R. Elías (1-0)	M. Mayers (0-1)	M. Rodríguez (1)	79°	6:38 PM	2:34	3,557		6	10	0	6	9	7	1	6		
11.	4/12	@ Iowa	W, 10-6	6-5	5th -1.5	J. Kowar (2-0)	R. Thompson (0-1)	-	77°	12:09 PM	2:26	4,085		10	12	0	5	6	8	0	4		
12.	4/13	@ Iowa	L, 14-1	6-6	6th -2.5	N. Neidert (1-1)	J. Heasley (1-1)	-	81°	6:38 PM	2:18	3,647		1	6	1	4	14	15	0	8		
13.	4/14	@ Iowa	W, 11-8	7-6	6th -2.0	C. Snider (2-0)	M. Rodríguez (1-1)	N. Wittgren (1)	79°	7:09 PM	3:16	6,257		11	11	2	10	8	11	3	10		
	4/15	@ Iowa	PPD/Rain (To be made up April 16)																				
14.	4/16 G1	@ Iowa	Cancelled/Snow																				
15.	4/16 G2	@ Iowa	Cancelled/Snow																				
14.	4/18	GWINNETT	L, 4-1	7-7	5th -3.0	T. Tice (2-0)	J. Kowar (2-2)	Y. Rios (1)	70°	6:39 PM	2:24	1,703	14,072	1	7	1	8	4	6	0	8		
15.	4/19	GWINNETT	L, 6-2	7-8	5th -4.0	B. Burrows (1-0)	J. Heasley (1-2)	-	70°	12:05 PM	2:15	6,641	20,713	2	6	0	5	6	10	0	3		
16.	4/20	GWINNETT	L, 9-3	7-9	6th -4.5	B. Moran (1-0)	M. Castillo (0-3)	-	56°	6:37 PM	2:47	2,026	22,739	3	3	1	10	9	10	1	5		
17.	4/21	GWINNETT	L, 7-3	7-10	7th -6.0	A. Winans (1-2)	E. Sisk (0-1)	-	44°	6:36 PM	3:01	2,041	24,780	3	9	2	9	7	11	0	8		
18.	4/22	GWINNETT	L, 5-2	7-11	6th -7.0	D. Dodd (1-0)	A. Núñez (0-1)	Y. Rios (2)	42°	2:06 PM	2:27	3,025	27,805	2	4	1	2	5	10	0	10		
19.	4/23	GWINNETT	W, 5-3	8-11	6th -6.0	M. Mayers (1-1)	N. Kingham (0-3)	N. Wittgren (2)	49°	2:06 PM	2:23	2,046	29,851	5	12	3	6	3	8	0	9		
20.	4/25	@ Nashville	L, 8-3	8-12	6th -7.0	R. Gasser (1-0)	J. Heasley (1-3)	-	67°	6:39 PM	2:14	4,127		3	5	1	3	8	11	0	6		
21.	4/26	@ Nashville	L, 5-0	8-13	7th -8.0	C. Boushley (1-1)	M. Castillo (0-4)	-	68°	6:37 PM	2:27	5,455		0	4	0	5	5	11	1	8		
22.	4/27	@ Nashville	W, 2-1	9-13	7th -7.0	A. Cox (1-0)	J. Junk (2-1)	N. Wittgren (3)	61°	7:19 PM	2:28 (4:4)	3,507		2	8	0	7	1	6	1	8		
23.	4/28	@ Nashville	L, 4-3	9-14	7th -7.0	J. Bukauskas (1-0)	J. Dye (0-1)	-	69°	6:37 PM	2:26	6,707		3	5	1	3	4	7	1	4		
24.	4/29	@ Nashville	L, 6-5 (10)	9-15	8th -8.0	L. Erceg (3-0)	E. Sisk (0-2)	-	70°	6:39 PM	2:58	9,833		5	8	0	6	6	13	1	15		
25.	4/30	@ Nashville	W, 10-6	10-15	7th -7.0	A. Núñez (1-1)	J. Bukauskas (1-1)	-	61°	3:08 PM	3:00 (7:03)	9,469		10	11	1	9	6	9	3	9		
APRIL Hitting Results: .250/.337/.441 (200-for-799), 49 2B, 2 3B, 33 HR, 124 R, 99 BB, 38 SB // APRIL Pitching Results: 9-15, 5.65 ERA (133 ER in 212.0 IP), 3/7 SV, 238 H, 30 HR, 104 BB, 198 K, 1.61 WHIP, .284 AVG																							
														STORM CHASERS					OPPONENT				
GM #	MAY	OPPONENT	SCORE	RECORD	STANDINGS, DIV	WIN	LOSS	SAVE	TEMP.	1ST PITCH	TIME	ATT.	HOME ATT.	R	H	E	LO	R	H	E	LO		
26.	5/2	LOUISVILLE	L, 10-4	10-16	8th -8.0	A. Abbott (1-0)	M. Castillo (0-5)	-	57°	12:06 PM	2:57	2,024	31,875	4	6	0	10	10	14	2	8		
27.	5/3	LOUISVILLE	L, 7-4	10-17	10th -9.0	B. Lively (4-0)	M. Martinez (1-1)	-	60°	11:07 AM	2:20	3,364	35,239	4	10	1	5	7	11	0	7		
28.	5/4	LOUISVILLE	L, 12-10	10-18	10th -9.0	R. Wynne (1-1)	D. Parrish (1-1)	-	77°	6:36 PM	2:45	3,333	38,572	10	11	1	9	12	13	4	4		
29.	5/5	LOUISVILLE	W, 6-2	11-18	10th -8.0	M. Mayers (2-1)	B. Williamson (1-4)	J. Kowar (1)	63°	6:36 PM	2:14	5,735	44,307	6	5	0	3	2	7	1	7		
30.	5/6	LOUISVILLE	W, 11-9	12-18	8th -7.5	E. Sisk (1-2)	J. Kuhnel (0-1)	J. Cuas (1)	78°	6:37 PM	2:57	3,872	48,179	11	12	0	8	9	13	1	6		
31.	5/7	LOUISVILLE	L, 4-3	12-19	9th -7.0	Z. Brown (1-1)	B. Kriske (0-1)	A. Busenitz (3)	82°	2:07 PM	2:46	2,469	50,648	3	8	0	7	4	6	0	8		
32.	5/9	@ Scranton/WB	L, 14-2	12-20	9th -8.0	M. Spence (3-2)	D. Parrish (1-2)	-	68°	6:06 PM	2:20	3,053		2	4	1	2	14	18	1	7		
33.	5/10	@ Scranton/WB	L, 4-3	12-21	10th -8.5	A. McGarity (3-0)	D. Coleman (0-1)	-	60°	11:05 AM	2:41	5,829		3	5	0	9	4	4	1	6		
34.	5/11	@ Scranton/WB	W, 4-3 (11)	13-21	9th -8.5	A. Núñez (2-1)	D. Snelten (0-2)	-	76°	6:37 PM	3:02	3,691		4	4	0	6	3	8	2	10		
35.	5/12	@ Scranton/WB	W, 3-2	14-21	9th -8.5	D. Lynch (1-0)	R. Vásquez (0-5)	N. Wittgren (4)	79°	6:35 PM	2:22	4,142		3	8	0	5	2	4	1	6		
36.	5/13	@ Scranton/WB	L, 8-6	14-22	10th -9.0	A. McGarity (4-0)	B. Kriske (0-2)	-	76°	4:05 PM	2:32	5,027		6	14	0	6	8	10	0	5		
37.	5/14	@ Scranton/WB	W, 6-3	15-22	9th -8.0	J. Dipoto (1-0)	D. Snelten (0-3)	N. Wittgren (5)	75°	1:06 PM	3:02	3,058		6	7	0	6	3	9	1	11		
38.	5/16	TOLEDO	L, 9-2	15-23	10th -8.0	H. Hembree (4-1)	J. Heasley (1-4)	-	77°	6:36 PM	2:45	2,001	52,649	2	9	1	15	9	12	0	6		
39.	5/17	TOLEDO	W, 16-8	16-23	10th -7.5	W. Pennington (1-0)	Z. Logue (1-3)	-	83°	6:37 PM	2:54	2,218	54,867	16	18	0	8	8	14	2	3		
40.	5/18	TOLEDO	W, 9-0	17-23	10th -6.5	A. Cox (2-0)	B. Haniffee (0-3)	-	78°	6:37 PM	2:31	3,529	58,396	9	14	0	8	0	3	0	6		
41.	5/19	TOLEDO	W, 9-1	18-23	10th -6.0	A. Núñez (3-1)	A. Bergner (1-1)	-	66°	6:36 PM	2:41	5,058	63,454	9	12	1	9	1	6	1	8		
42.	5/20	TOLEDO	L, 4-1	18-24	10th -7.5	R. Olson (2-3)	J. McArthur (0-1)	M. Díaz (7)	75°	6:38 PM	2:47	6,882	70,336	1	2	0	8	4	5	1	8		
43.	5/21	TOLEDO	W, 8-4	19-24	10th -6.5	N. Wittgren (1-0)	S. Elledge (0-1)	-	81°	5:07 PM	2:50	3,995	74,331	8	12	0	9	4	15	2	11		
44.	5/23	@ St. Paul	W, 6-1	20-24	10th -6.5	D. Lynch (2-0)	S. Woods Richardson (0-5)	-	76°	11:09 AM	2:24	7,436		6	10	0	10	1	6	0	7		
45.	5/24	@ St. Paul	L, 6-5	20-25	10th -6.5	O. Ortega (2-0)	B. Kriske (0-3)	-	68°	7:08 PM	3:00	4,222		5	11	1	12	6	9	2	9		
46.	5/25	@ St. Paul	L, 8-6	20-26	10th -7.5	R. Henriquez (1-0)	A. Núñez (3-2)	P. Murphy (2)	74°	7:09 PM	2:50	7,218		6	10	3	12	8	10	2	6		
47.	5/26	@ St. Paul	W, 6-4	21-26	9th -6.5	D. Parrish (2-2)	C. Sadzeck (1-3)	D. Coleman (1)	77°	7:08 PM	2:59	6,080		6	8	1	8	4	8	1	9		
48.	5/27	@ St. Paul	L, 14-1	21-27	9th -7.5	R. Dobnak (2-1)	J. Heasley (1-5)	-	80°	7:10 PM	2:51	6,386		1	6	3	8	14	16	1	10		
49.	5/28	@ St. Paul	L, 10-6	21-28	10th -8.5	J. Winder (3-1)	J. Kowar (2-3)	-	82°	5:12 PM	2:28	8,640		6	11	2	4	10	9	1	2		
50.	5/30	MEMPHIS	W, 7-6	22-28	9th -8.0	A. Veneziano (1-0)	J. Woodford (0-1)	B. Kriske (1)	82°	7:06 PM	2:32	2,352	76,683	7	12	0	6	6	6	3	8		
51.	5/31	MEMPHIS	L, 9-4	22-29	10th -8.5	M. McGreevy (4-0)	A. Cox (2-1)	-	84°	7:06 PM	2:37	5,049	81,732	4	9	2	8	9	11	2	8		
MAY Hitting Results: .269/.366/.436 (238-for-885), 53 2B, 7 3B, 27 HR, 148 R, 120 BB, 58 SB // MAY Pitching Results: 12-14, 5.61 ERA (162 ER in 229.1 IP), 6/12 SV, 247 H, 46 HR, 126 BB, 235 K, 1.63 WHIP, .278 AVG																							
														STORM CHASERS					OPPONENT				
GM #	JUNE	OPPONENT	SCORE	RECORD	STANDINGS, DIV	WIN	LOSS	SAVE	TEMP.	1ST PITCH	TIME	ATT.	HOME ATT.	R	H	E	LO	R	H	E	LO		
52.	6/1	MEMPHIS	L, 12-6	22-30	10th -9.0	D. Hudson (2-3)	C. Snider (2-1)	-	70°	7:07 PM	3:12	3,685	85,417	6	9	1	8	12	11	0	9		
53.	6/2	MEMPHIS	W, 10-9 (10)	23-30	10th -8.5	J. Dipoto (2-0)	J. Walsh (2-1)	-	76°	7:07 PM	3:23	5,206	90,623	10	13								



GM #	JUNE	OPPONENT	SCORE	RECORD	STANDINGS, LG	WIN	LOSS	SAVE	TEMP.	1ST PITCH	TIME	ATT.	HOME ATT.	STORM CHASERS				OPPONENT			
														R	H	E	LO	R	H	E	LO
73.	6/28	IOWA	L, 9-2	0-1, 38-35	110th -1.0	C. Killian (5-1)	B. Haniffee (0-3)	-	83°	12:07 PM	2:33	3,776	131,378	2	5	1	5	9	7	0	8
74.	6/29	IOWA	W, 8-3	1-1, 39-x-35	17th -2.0	M. Mayers (3-1)	R. Thompson (2-5)	-	89°	7:09 PM	2:44	5,951	137,329	8	12	0	11	3	3	1	4
75.	6/30	IOWA	L, 6-5	1-2, 39-36	111th -1.0	M. Rodriguez (2-3)	J. Kowar (2-4)	-	82°	7:08 PM	2:52	6,012	143,341	5	9	0	10	6	8	2	5

JUNE Hitting Results: .281/.380/.450 (226-for-804), 55 2B, 3 3B, 25 HR, 152 R, 125 BB, 45 SB // JUNE Pitching Results: 16-6, 4.35 ERA (104 ER in 215.1 IP), 6/11 SV, 187 H, 26 HR, 127 BB, 219 K, 1.46 WHIP, .232 AVG

GM #	JULY	OPPONENT	SCORE	RECORD	STANDINGS, LG	WIN	LOSS	SAVE	TEMP.	1ST PITCH	TIME	ATT.	HOME ATT.	STORM CHASERS				OPPONENT			
														R	H	E	LO	R	H	E	LO
76.	7/1	IOWA	PPD/Rain (Made up July 2, 6-2 loss)																		
76.	7/2 G1	IOWA	W, 11-1 (7)	2-2, 40-36	18th -1.5	J. Bowlan (2-0)	C. Clarke (0-3)	-	84°	2:07 PM	2:20	-	143,341	11	16	0	6	1	4	0	8
77.	7/2 G2	IOWA	L, 6-2 (7)	2-3, 40-37	113th -3.0	N. Neidert (4-3)	C. Ragans (0-1)	-	87°	5:06 PM	1:46	6,764	150,105	2	6	0	3	6	10	0	3
78.	7/3	IOWA	L, 7-6	2-4, 40-38	114th -4.0	B. Brown (4-5)	A. Zerpa (0-1)	M. Rodriguez (10)	88°	7:08 PM	2:41	9,023	159,128	6	5	1	5	7	9	1	5
79.	7/4	@ Gwinnett	L, 3-2	2-5, 40-39	115th -4.0	R. Muñoz (2-2)	J. Kowar (2-5)	G. Holmes (5)	88°	7:07 PM	2:14	10,067		1	3	1	0	3	4	0	6
80.	7/5	@ Gwinnett	L, 8-7 (10)	2-6, 40-40	115th -4.0	B. Burrows (3-2)	B. Kriske (0-4)	-	83°	7:07 PM	3:08	1,811		7	13	1	9	8	10	0	9
81.	7/6	@ Gwinnett	L, 9-6	2-7, 40-41	118th -5.0	N. Margevicius (3-2)	E. Sisk (2-3)	G. Holmes (6)	81°	7:08 PM	2:21	2,761		6	10	1	4	9	6	0	2
82.	7/7	@ Gwinnett	W, 7-1	3-7, 41-41	116th -4.5	C. Ragans (1-1)	J. Shuster (2-2)	J. Bowlan (1)	80°	8:13 PM	2:45 (1:08)	4,515		7	13	0	13	1	7	0	8
83.	7/8	@ Gwinnett	Cancelled/Wet Grounds																		
83.	7/9	@ Gwinnett	L, 8-1	3-8, 41-42	18th -5.5	A. Winans (7-3)	B. Keller (0-2)	-	83°	1:06 PM	2:23	5,129		1	3	1	3	8	8	0	7
84.	7/14	INDIANAPOLIS	L, 13-5	3-9, 41-43	18th -5.5	K. Emanuel (7-3)	A. Zerpa (0-2)	-	82°	7:08 PM	2:49	5,184	164,312	5	12	0	12	13	13	0	9
85.	7/15	INDIANAPOLIS	W, 8-3	4-9, 42-43	18th -5.5	W. Pennington (3-0)	C. Alldred (5-2)	-	85°	7:08 PM	2:35	5,768	170,080	8	8	0	5	3	9	0	9
86.	7/16	INDIANAPOLIS	L, 11-4	4-10, 42-44	118th -6.0	J. Jones (2-1)	B. Keller (0-3)	-	84°	5:06 PM	2:48	5,553	175,633	4	10	0	8	11	14	0	9
87.	7/18	ST. PAUL	W, 1-0	5-10, 43-44	18th -5.0	W. Pennington (4-0)	J. Winder (5-2)	-	65°	12:07 PM	2:00	2,525	178,158	1	5	0	5	0	2	1	4
88.	7/19	ST. PAUL	L, 9-4	5-11, 43-45	18th -6.0	L. Varland (4-0)	J. Bowlan (2-1)	A. Sanchez (1)	79°	7:07 PM	2:49	3,927	182,085	4	7	0	5	9	8	0	14
89.	7/20	ST. PAUL	L, 6-5	5-12, 43-46	118th -7.0	A. Brice (1-1)	S. Cruz (0-1)	P. Murphy (6)	79°	7:06 PM	2:44	5,555	187,640	5	10	0	9	6	10	0	9
90.	7/21	ST. PAUL	W, 5-4	6-12, 44-46	18th -6.5	C. Chamberlain (1-1)	J. Winder (5-2)	-	81°	7:07 PM	2:36	6,598	194,238	5	10	0	9	4	6	1	7
91.	7/22	ST. PAUL	W, 8-5	7-12, 45-46	7th -6.0	W. Klein (1-0)	B. Enlow (2-3)	-	83°	7:07 PM	2:27	5,528	199,766	8	9	0	6	5	9	2	4
92.	7/23	ST. PAUL	W, 3-1	8-12, 46-46	17th -5.0	J. McArthur (1-1)	P. Murphy (5-2)	W. Klein (1)	89°	5:07 PM	2:12	4,877	204,643	3	8	0	7	1	6	0	6
93.	7/25	@ Columbus	L, 10-2	8-13, 46-47	17th -5.5	J. Eickhoff (1-2)	J. Bowlan (2-2)	-	85°	7:06 PM	2:52	11,084		2	5	0	9	10	11	2	8
94.	7/26	@ Columbus	W, 5-2	9-13, 47-47	17th -5.5	W. Pennington (5-0)	C. Smith (2-1)	W. Klein (2)	85°	12:06 PM	2:43	10,100		5	7	1	11	2	6	0	5
95.	7/27	@ Columbus	W, 5-2	10-13, 48-47	17th -4.5	C. Ragans (2-1)	H. Gaddis (1-7)	J. Kowar (2)	88°	7:05 PM	2:53	7,261		5	8	0	10	2	5	2	11
96.	7/28	@ Columbus	W, 7-6	11-13, 49-47	15th -4.0	M. Castillo (3-6)	T. Ponticelli (3-7)	W. Klein (3)	82°	7:05 PM	2:50	7,838		7	8	0	6	6	9	0	4
97.	7/29	@ Columbus	L, 6-3	11-14, 49-48	116th -5.0	P. Diehl (3-1)	A. Veneziano (4-1)	T. Herrin (2)	84°	7:06 PM	2:41	10,100		3	11	0	14	6	8	0	4
98.	7/30	@ Columbus	W, 7-5	12-14, 50-48	15th -5.0	J. Bowlan (3-2)	P. Battenfield (0-3)	-	85°	4:07 PM	2:12	9,008		7	7	1	3	5	8	0	7

JULY Hitting Results: .256/.347/.443 (194-for-757), 42 2B, 6 3B, 29 HR, 113 R, 102 BB, 22 SB // JULY Pitching Results: 11-12, 5.41 ERA (119 ER in 198.0 IP), 5/8 SV, 182 H, 32 HR, 112 BB, 203 K, 1.48 WHIP, .245 AVG

														STORM CHASERS				OPPONENT				
GM #	AUGUST	OPPONENT	SCORE	RECORD	STANDINGS, LG	WIN	LOSS	SAVE	TEMP.	1ST PITCH	TIME	ATT.	HOME ATT.	R	H	E	LO	R	H	E	LO	
99.	8/1	@ Louisville	L, 3-2	12-15, 50-49	16th -5.0	T. Santillan (1-1)	W. Klein (1-1)	-	86°	6:38 PM	2:37	4,970		2	4	1	7	3	4	2	8	
100.	8/2	@ Louisville	L, 5-4	12-16, 50-50	17th -6.0	A. Busenitz (3-2)	C. Chamberlain (1-2)	-	79°	6:37 PM	2:25	4,023		4	4	3	4	5	6	0	7	
101.	8/3	@ Louisville	L, 11-2	12-17, 50-51	17th -6.0	R. Meisinger (1-1)	D. Parrish (4-3)	-	83°	6:36 PM	2:44	4,339		2	5	3	7	11	14	0	12	
102.	8/4	@ Louisville	L, 8-3	12-18, 50-52	17th -7.0	L. Stoudt (3-3)	A. Veneziano (4-2)	-	90°	7:17 PM	2:40	4,746		3	8	1	7	8	12	0	9	
103.	8/5	@ Louisville	L, 5-1	12-19, 50-53	18th -7.5	V. Gutierrez (1-0)	J. Bowlan (3-3)	-	85°	7:19 PM	2:29	6,673		1	6	2	7	5	10	1	9	
104.	8/6	@ Louisville	L, 5-4	12-20, 50-54	18th -8.0	S. Bracho (2-1)	W. Klein (1-2)	-	84°	1:08 PM	2:29	4,802		4	8	0	10	5	9	0	6	
105.	8/8	IOWA	L, 8-2	12-21, 50-55	118th -8.0	A. Kay (1-0)	W. Pennington (5-1)	B. Horn (1)	84°	7:06 PM	2:29	3,216	207,859	2	5	2	6	8	7	0	8	
106.	8/9	IOWA	L, 20-1	12-22, 50-56	118th -9.0	L. Little (1-0)	D. Parrish (4-4)	-	80°	7:07 PM	2:48	2,760	210,619	1	4	1	4	20	17	0	9	
107.	8/10	IOWA	L, 10-3	12-23, 50-57	19th -10.0	C. Clarke (2-4)	W. Pennington (5-2)	-	84°	7:07 PM	2:44	4,994	215,613	3	6	0	8	10	11	1	7	
108.	8/11	IOWA	L, 9-4	12-24, 50-58	19th -11.0	A. Kay (2-0)	E. Sisk (2-4)	-	87°	7:07 PM	3:20	7,379	222,992	4	10	1	12	9	13	0	10	
109.	8/12	IOWA	L, 7-4	12-25, 50-59	19th -11.0	S. Reyes (1-0)	B. de Geus (0-1)	L. Little (1)	88°	5:35 PM	2:33	9,023	232,015	4	7	1	5	7	9	0	8	
110.	8/13	IOWA	Cancelled/Wet Grounds																			
110.	8/15	@ Toledo	W, 11-8	13-25, 51-59	19th -10.5	C. Snider (5-1)	J. O'Loughlin (1-5)	-	69°	6:37 PM	2:42	4,837		11	15	1	6	8	15	1	7	
111.	8/16	@ Toledo	L, 8-2	13-26, 51-60	19th -11.5	K. Montero (1-1)	D. Parrish (4-5)	-	81°	6:36 PM	2:30	4,594		2	13	0	15	8	10	1	8	
112.	8/17	@ Toledo	L, 4-2	13-27, 51-61	19th -12.5	G. Hill (3-1)	A. Veneziano (4-3)	-	69°	6:36 PM	2:16 (1:17)	5,898		2	7	2	7	4	10	0	9	
113.	8/18	@ Toledo	L, 5-0	13-28, 51-62	19th -13.5	S. Gipson-Long (1-2)	J. Bowlan (3-4)	-	73°	7:05 PM	2:45	7,034		0	8	0	11	5	10	0	8	
114.	8/19	@ Toledo	W, 5-3	14-28, 52-62	19th -13.5	J. McArthur (2-1)	Z. Logue (3-8)	C. Snider (3)	78°	7:06 PM	2:43	8,491		5	7	1	6	3	5	0	7	
115.	8/20	@ Toledo	L, 3-0	14-29, 52-63	19th -13.5	J. O'Loughlin (2-5)	A. Hoffmann (0-1)	-	88°	4:05 PM	2:18	7,804		0	1	1	6	3	4	2	8	
116.	8/22	ST. PAUL	W, 14-4	15-29, 53-63	19th -12.5	M. Castillo (4-6)	L. Varland (7-1)	-	96°	6:38 PM	2:40	1,969	233,984	14	13	0	9	4	8	1	7	
117.	8/23	ST. PAUL	L, 6-4	15-30, 53-64	19th -13.0	K. Funderburk (4-1)	W. Klein (1-3)	-	98°	6:37 PM	2:27	2,165	236,149	4	5	1	4	6	12	0	9	
118.	8/24	ST. PAUL	L, 10-7	15-31, 53-65	19th -13.0	M. Boyle (3-0)	J. Bowlan (3-5)	J. Moran (1)	100°	6:37 PM	3:00	2,799	238,948	7	7	2	5	10	18	1	11	
119.	8/25	ST. PAUL	L, 9-3	15-32, 53-66	19th -13.5	S. Woods Richardson (5-6)	J. Barlow (0-1)	-	86°	6:37 PM	2:37	4,015	242,963	3	7	2	7	9	12	1	4	
120.	8/26	ST. PAUL	W, 7-3	16-32, 54-66	19th -13.5	A. Hoffmann (1-1)	R. Dobnak (4-7)	-	79°	6:37 PM	2:36	5,698	248,661	7	9	0	6	3	8	0	12	
121.	8/27	ST. PAUL	W, 5-3	17-32, 55-66	19th -13.5	M. Castillo (5-6)	M. Boyle (3-1)	J. Heasley (1)	78°	2:07 PM	2:28	5,674	254,335	5	5	0	8	3	5	0	7	
122.	8/29	LOUISVILLE	W, 4-3	18-32, 56-66	19th -12.5	D. Coleman (1-2)	R. Karcher (5-4)	-	84°	6:37 PM	2:46	2,223	256,558	4	10	2	15	3	7	1	7	
123.	8/30	LOUISVILLE	W, 4-2	19-32, 57-66	118th -11.5	J. Bowlan (2-0)	M. Mariot (4-3)	J. McArthur (1)	84°	6:38 PM	2:28	2,781	259,339	4	5	0	4	2	10	0	9	
124.	8/31	LOUISVILLE	L, 5-4	19-33, 57-67	118th -12.0	C. Phillips (2-3)	D. Parrish (4-6)	-	82°	6:36 PM	2:41	2,607	261,946	4	11	0	8	5	11	0	8	

**LF**

Tucker Bradley, 46 (23-23)  
John Rave, 15 (9-6)  
Nate Eaton, 14 (7-7)  
Brewer Hicklen, 13 (4-9)  
Dairon Blanco, 11 (6-5)  
Edward Olivares, 10 (6-4)  
Samad Taylor, 10 (6-4)  
Bubba Thompson, 5 (2-3)  
Tyler Gentry, 4 (1-3)  
Nelson Velázquez, 4 (0-4)  
Nick Loftin, 3 (1-2)  
Nick Pratto, 3 (1-2)  
Devin Mann, 3 (0-3)  
Franmil Reyes, 1 (1-0)

**CF**

John Rave, 27 (10-17)  
Dairon Blanco, 26 (13-13)  
Bubba Thompson, 22 (13-9)  
Nate Eaton, 23 (9-14)  
Samad Taylor, 18 (5-13)  
Drew Waters, 12 (7-5)  
Kyle Isbel, 8 (6-2)  
Brewer Hicklen, 5 (2-3)  
Nelson Velázquez, 1 (0-1)

**RF**

Tyler Gentry, 109 (51-58)  
John Rave, 15 (5-10)  
Nate Eaton, 10 (6-4)  
Dairon Blanco, 4 (4-0)  
CJ Alexander, 4 (1-3)  
Brewer Hicklen, 1 (0-1)

**SS**

Angelo Castellano, 69 (30-39)  
Adeiny Hechavarria, 35 (14-21)  
Clay Dungan, 21 (11-10)  
Maikel Garcia, 14 (8-6)  
Jermaine Palacios, 2 (2-0)  
Johan Camargo, 1 (1-0)  
Nicky Lopez, 1 (1-0)

**2B**

Samad Taylor, 54 (30-24)  
Clay Dungan, 27 (16-11)  
Nick Loftin, 25 (6-19)  
Devin Mann, 11 (2-9)  
Nate Eaton, 8 (4-4)  
Angelo Castellano, 7 (3-4)  
Morgan McCullough, 5 (3-2)  
Johan Camargo, 3 (2-1)  
Michael Massey, 2 (1-1)  
Nicky Lopez, 1 (0-1)

**3B**

Nick Loftin, 46 (24-22)  
Clay Dungan, 22 (10-12)  
Devin Mann, 16 (10-6)  
Nate Eaton, 17 (5-16)  
Angelo Castellano, 11 (5-6)  
Jermaine Palacios, 10 (6-4)  
Maikel Garcia, 10 (2-8)  
Johan Camargo, 8 (5-3)  
Samad Taylor, 2 (0-2)  
Nicky Lopez, 1 (0-1)  
Morgan McCullough, 1 (0-1)

**SP**

Max Castillo, 21 (9-12)  
Drew Parrish, 18 (10-8)  
Anthony Veneziano, 17 (8-9)  
Jonathan Heasley, 15 (8-7)  
Jonathan Bowlan, 12 (6-6)  
Austin Cox, 9 (5-4)  
Mike Mayers, 8 (3-5)  
Andrew Hoffmann, 7 (4-3)  
Angel Zerpa, 6 (1-5)  
Daniel Lynch IV, 5 (3-2)  
Cole Ragans, 4 (3-1)  
Daniel Mengden, 3 (0-3)  
Alec Marsh, 3 (2-1)  
Ryan Yarbrough, 3 (1-2)  
Evan Sisk, 3 (0-3)  
Brad Keller, 2 (1-1)  
James McArthur, 2 (1-1)  
Joe Barlow, 1 (0-1)  
Will Klein, 1 (0-1)  
Jackson Kowar, 1 (0-1)  
Marcelo Martinez, 1 (0-1)  
Walter Pennington, 1 (0-1)

**1B**

CJ Alexander, 55 (25-30)  
Nick Pratto, 25 (10-15)  
Logan Porter, 21 (12-9)  
Angelo Castellano, 14 (7-7)  
Matt Beaty, 8 (5-3)  
Devin Mann, 6 (1-5)  
Jermaine Palacios, 4 (1-3)  
Paxton Wallace, 3 (2-1)  
Greyson Jenista, 3 (1-2)  
Nick Loftin, 2 (2-0)  
Johan Camargo, 2 (1-1)

**DH**

Brewer Hicklen, 34 (23-11)  
Tucker Bradley, 14 (5-9)  
CJ Alexander, 13 (8-5)  
Tyler Gentry, 13 (5-8)  
Nate Eaton, 10 (4-6)  
John Rave, 9 (7-2)  
Dairon Blanco, 7 (4-3)  
Matt Beaty, 6 (4-2)  
Logan Porter, 5 (1-4)  
Nick Loftin, 5 (0-5)  
Clay Dungan, 4 (3-1)  
Nick Pratto, 3 (1-2)  
Jackson Reetz, 3 (1-2)  
Franmil Reyes, 3 (1-2)  
Edward Olivares, 3 (0-3)  
Bubba Thompson, 3 (0-3)  
Johan Camargo, 2 (0-2)  
Freddie Fermin, 2 (0-2)  
Kyle Isbel, 1 (1-0)  
Michael Massey, 1 (0-1)  
Samad Taylor, 1 (0-1)  
Nelson Velázquez, 1 (0-1)

**C**

Logan Porter, 74 (35-39)  
José Briceño, 31 (13-18)  
Jackson Reetz, 23 (12-11)  
Freddie Fermin, 12 (6-6)  
Tyler Crolepy, 2 (1-1)  
Kale Emshoff, 1 (0-1)

1	2	3	4	5	6	7	8	9
Samad Taylor, 66 (29-37) Clay Dungan, 15 (6-9) Bubba Thompson, 13 (7-6) Drew Waters, 12 (7-5) Brewer Hicklen, 11 (7-4) Dairon Blanco, 9 (7-2) John Rave, 9 (1-8) Nate Eaton, 4 (2-2) Tucker Bradley, 4 (1-3)	Maikel Garcia, 24 (10-14) Nick Loftin, 20 (4-16) Bubba Thompson, 17 (9-8) John Rave, 16 (11-5) Samad Taylor, 16 (11-5) Nate Eaton, 11 (3-8) Kyle Isbel, 9 (7-2) Edward Olivares, 8 (3-5) Matt Beaty, 4 (1-3) Clay Dungan, 3 (2-1) Tucker Bradley, 3 (1-2) Nicky Lopez, 3 (1-2) Michael Massey, 2 (1-1) Nick Pratto, 2 (1-1) Devin Mann, 1 (1-0) CJ Alexander, 1 (0-1) Adeiny Hechavarria, 1 (0-1)	Tyler Gentry, 61 (30-31) Nick Loftin, 19 (10-9) Nick Pratto, 11 (7-4) Devin Mann, 10 (1-9) Logan Porter, 9 (4-5) John Rave, 8 (2-6) Matt Beaty, 7 (5-2) Edward Olivares, 5 (3-2) Clay Dungan, 4 (1-3) Samad Taylor, 3 (1-2) Nate Eaton, 2 (1-1) Nelson Velázquez, 2 (0-2) Michael Massey, 1 (0-1)	Logan Porter, 35 (16-19) Tyler Gentry, 19 (6-13) Nick Pratto, 17 (6-11) Devin Mann, 16 (8-8) Nate Eaton, 11 (4-7) CJ Alexander, 10 (6-4) Nick Loftin, 9 (5-4) Johan Camargo, 8 (6-2) John Rave, 8 (3-5) Franmil Reyes, 4 (2-2) Matt Beaty, 1 (1-0) Clay Dungan, 1 (1-0) Freddie Fermin, 1 (1-0) Brewer Hicklen, 1 (0-1) Nelson Velázquez, 1 (0-1)	Nick Loftin, 26 (10-16) Logan Porter, 19 (9-10) Nate Eaton, 19 (8-11) John Rave, 16 (7-9) CJ Alexander, 13 (10-3) Tyler Gentry, 13 (7-6) Tucker Bradley, 9 (2-7) Devin Mann, 6 (2-4) Clay Dungan, 5 (4-1) Brewer Hicklen, 5 (4-1) Johan Camargo, 4 (1-3) Jackson Reetz, 2 (2-0) Dairon Blanco, 1 (0-1) Freddie Fermin, 1 (0-1) Greyson Jenista, 1 (0-1) Nick Pratto, 1 (0-1) Nelson Velázquez, 1 (0-1)	Tyler Gentry, 24 (7-17) Nate Eaton, 21 (10-11) CJ Alexander, 20 (7-13) Logan Porter, 17 (7-10) Brewer Hicklen, 11 (6-5) Jackson Reetz, 8 (3-5) John Rave, 6 (4-2) Nick Loftin, 5 (2-3) Clay Dungan, 4 (3-1) Adeiny Hechavarria, 4 (3-1) Tucker Bradley, 4 (2-2) Dairon Blanco, 4 (2-2) Jermaine Palacios, 3 (3-0) Devin Mann, 3 (2-1) Freddie Fermin, 2 (2-0) Nelson Velázquez, 2 (0-2) Matt Beaty, 1 (1-0) José Briceño, 1 (1-0) Greyson Jenista, 1 (1-0) Johan Camargo, 1 (0-1)	Dairon Blanco, 17 (9-8) CJ Alexander, 16 (7-9) Logan Porter, 15 (8-7) Brewer Hicklen, 15 (7-8) Adeiny Hechavarria, 13 (5-8) Clay Dungan, 11 (6-5) Jackson Reetz, 10 (3-7) Nate Eaton, 11 (5-6) Freddie Fermin, 10 (3-7) Jermaine Palacios, 6 (2-4) Tyler Gentry, 5 (4-1) Tucker Bradley, 3 (2-1) Morgan McCullough, 3 (1-2) Angelo Castellano, 1 (1-0) José Briceño, 1 (0-1) Johan Camargo, 1 (0-1) Greyson Jenista, 1 (0-1) Nick Loftin, 1 (0-1) John Rave, 1 (0-1)	José Briceño, 28 (12-16) Clay Dungan, 22 (14-8) Dairon Blanco, 15 (7-8) Tucker Bradley, 12 (6-6) Adeiny Hechavarria, 11 (3-8) CJ Alexander, 10 (3-7) Brewer Hicklen, 10 (3-7) Angelo Castellano, 9 (4-5) Jackson Reetz, 5 (2-3) Jermaine Palacios, 4 (3-1) Nate Eaton, 3 (2-1) Tyler Gentry, 3 (2-1) Logan Porter, 3 (2-1) Paxton Wallace, 2 (1-1) Johan Camargo, 1 (1-0) John Rave, 1 (1-0) Tyler Crolepy, 1 (0-1) Kale Emshoff, 1 (0-1) Morgan McCullough, 1 (0-1)	Angelo Castellano, 91 (39-52) Tucker Bradley, 25 (14-11) Clay Dungan, 9 (3-6) Adeiny Hechavarria, 6 (3-3) Jermaine Palacios, 3 (1-2) Dairon Blanco, 2 (2-0) Brewer Hicklen, 1 (1-0) Morgan McCullough, 2 (2-0) Tyler Crolepy, 1 (1-0) CJ Alexander, 1 (0-1) José Briceño, 1 (0-1) Paxton Wallace, 1 (0-1)



PLAYER	GS	POSITION										BATTING ORDER								
		C	1B	2B	3B	SS	LF	CF	RF	OF	DH	1ST	2ND	3RD	4TH	5TH	6TH	7TH	8TH	9TH
Tyler Gentry	126						4		109	173	13			61	19	13	24	5	4	
Logan Porter	101	74	22								5		1	9	37	19	17	15	3	
Angelo Castellano	101		14	7	11	69												1	9	91
Samad Taylor	85			54	2		10	18		28	1	66	16	3						
Nate Eaton	83			8	17		14	24	10	48	10	4	11	2	11	19	22	11	3	
Nick Loftin	81		2	25	46		3			3	5		20	20	9	26	5	1		
Clay Dungan	74			28	21	21					4	15	3	4	1	5	4	11	22	9
CJ Alexander	72		55						4	4	13		1		10	13	20	17	10	1
John Rave	66						15	27	15	57	9	9	16	8	8	17	6	1	1	
Tucker Bradley	60						46			46	14	4	3			9	4	3	12	25
Brewer Hicklen	54						14	5	1	20	34	11			1	5	11	15	10	1
Dairon Blanco	48						11	26	4	47	7	9				1	4	17	15	2
Devin Mann	36		6	10	17		3			3			1	10	16	6	3			
Adeiny Hechavarria	35					35							1				4	13	11	6
José Briceño	31	31															1	1	28	1
Nick Pratto	30		24				3			3	3		2	11	16	1				
Bubba Thompson	30						5	22		27	3	13	17							
Jakson Reetz	26	23									3					2	8	11	5	
Maikel Garcia	24				10	14							24							
Jermaine Palacios	16		4		10	2										3	6	4	3	
Johan Camargo	15		2	3	7	1										1	1	1	1	
Freddy Fermin	14	12								2					1	1	2	10		
Matt Beaty	14		8							6			5	7	1		1			
Edward Olivares	13						10			10	3		8	5						
Drew Waters	12							12		12		12								
Kyle Isbel	9						4	1		5	1				2	1	1	2		
Nelson Velázquez	6														2	1	1	2		
Morgan McCullough	6			5	1													3	1	2
Franmil Reyes	4						1			7	3				4					
Nicky Lopez	3			1	1	1							3							
Greyson Jenista	3		3													1	1	1		
Michael Massey	3			2							1		2	1						
Paxton Wallace	3		3																2	1
Tyler Cropley	2	2																	1	1
Kale Emschhoff	1	1																		1

## # OF LINEUP COMBOS

143 Games

141 Unique Lineup Combinations Used

## MOST USED LINEUP (2, 2x)

PLAYER	Pos.
1. Brewer Hicklen	DH
2. John Rave	CF
3. Logan Porter	C
4. Nate Eaton	2B
5. Tucker Bradley	LF
6. Tyler Gentry	RF
7. Adeiny Hechavarria	SS
8. Clay Dungan	3B
9. Angelo Castellano	1B

## STORM CHASERS POSITION PRODUCTION

	AVG	AB	H	TB	2B	3B	HR	RBI	BB	SO	OBP	SLG	OPS	SAC	SF	HBP	GIDP
C	.238	512	122	217	24	1	23	69	71	144	.338	.424	.762	0	4	8	16
1B	.236	537	127	231	29	3	23	73	59	154	.317	.430	.747	0	6	7	8
2B	.258	532	137	221	29	5	15	77	90	129	.369	.415	.784	1	9	9	14
3B	.281	527	148	238	33	0	19	87	83	116	.377	.452	.829	1	9	4	16
SS	.258	503	130	219	29	0	20	85	67	110	.347	.435	.782	1	3	3	7
LF	.264	518	137	227	37	4	15	84	69	139	.357	.438	.795	2	7	9	16
CF	.282	560	158	262	34	5	20	76	69	137	.374	.468	.842	5	2	14	16
RF	.249	531	132	223	28	3	19	77	87	142	.360	.420	.780	2	7	9	8
DH	.257	538	138	229	31	3	18	70	70	169	.348	.426	.774	2	3	7	10

## STORM CHASERS BATTING ORDER PRODUCTION

	AVG	AB	H	TB	2B	3B	HR	RBI	BB	SO	OBP	SLG	OPS	SAC	SF	HBP	GIDP
1st	.292	579	169	268	38	8	15	82	81	138	.385	.463	.848	2	9	12	12
2nd	.256	571	146	231	36	2	15	80	78	146	.349	.405	.754	3	5	7	15
3rd	.245	556	136	221	30	2	17	92	76	148	.342	.397	.739	1	10	11	13
4th	.235	545	128	224	28	1	22	70	76	159	.333	.411	.744	0	8	8	10
5th	.262	541	142	247	26	2	25	90	72	127	.351	.457	.808	2	4	4	15
6th	.252	528	133	240	34	2	23	64	65	149	.338	.455	.793	0	2	5	12
7th	.223	503	112	198	28	2	18	76	70	140	.325	.394	.719	2	5	9	14
8th	.267	480	128	210	23	1	19	57	83	136	.385	.438	.823	1	3	11	8
9th	.289	481	139	235	34	4	18	93	66	108	.375	.489	.864	3	4	3	12

## OUTFIELD ASSIST LOG (32)

#	OUTFIELDER	Pos.	ARM (MPH)	GAME	INNING	BASE	PITCHER	BATTER	RUNNER OUT	PLAY
1.	Tucker Bradley	LF	85.7	4/4 vs Toledo	▲ 6	3rd	Brooks Kriske	Akil Baddoo	Akil Baddoo	Baddoo 3-RBI double, out at 3rd (7-6-5)
2.	Tyler Gentry	RF	62.2	4/14 @ Iowa	▼ 5	Home	Andres Nunez	Matt Mervis	Christopher Morel	Mervis double, Morel out at home (9-4-2)
3.	Dairon Blanco	CF	—	4/19 vs Gwinnett	▲ 3	2nd	Jonathan Heasley	Hendrik Clementina	Hendrik Clementina	Clementina RBI single, out at 2nd (8-4)
4.	Samad Taylor	CF	71.8	4/26 @ Nashville	▼ 5	2nd	Max Castillo	Andruw Monasterio	Andruw Monasterio	Monasterio single, out at 2nd (8-5-3-5)
5.	Nate Eaton	CF	95.4	4/27 @ Nashville	▼ 1	Home	Austin Cox	Keston Hiura	Andruw Monasterio	Hiura single, Monasterio out at home (8-2)
6.	Dairon Blanco	LF	43.3	4/28 @ Nashville	▼ 8	2nd	Jackson Kowar	Keston Hiura	Keston Hiura	Hiura 2-RBI single, out at 2nd (7-2-4)
7.	Brewer Hicklen	LF	67.7	5/2 vs Louisville	▲ 5	2nd	Max Castillo	Matt McLain	Matt McLain	McLain 2-RBI single, out at 2nd (7-5-4-3-5)
8.	Dairon Blanco	CF	88.9	5/5 vs Louisville	▲ 4	Home	Mike Mayers	Nick Martini	Will Benson	Martini flies out to CF, Benson out at home (8-2)
9.	Franmil Reyes	RF	68.2	5/6 vs Louisville	▲ 6	2nd	Collin Snider	Matt McLain	Matt McLain	McLain RBI double, out at 2nd (7-6-4-5)
10.	Tyler Gentry	RF	69.6	5/11 @ Scranton/WB	▼ 9	Home	Nick Wittgren	Billy McKinney	Michael Hermosillo	McKinney RBI single, Hermosillo out at home (9-5-2)
11.	Drew Waters	CF	—	5/20 vs Toledo	▲ 6	3rd	Walter Pennington	Parker Meadows	Jermaine Palacios	Meadows sacrifice fly DP, Palacios out at 3rd (8-6)
12.	Tucker Bradley	LF	—	5/25 @ St. Paul	▼ 5	2nd	Jackson Kowar	Chris Williams	Chris Williams	Williams RBI single, out at 2nd (7-5-3-4-3)
13.	Dairon Blanco	RF	83.8	5/26 @ St. Paul	▼ 3	2nd	Drew Parrish	Andrew Stevenson	Tony Wolters	Stevenson flies into a double play, Wolters out at 2nd (9-6)
14.	Tyler Gentry	RF	—	5/27 @ St. Paul	▼ 1	3rd	Jonathan Heasley	Jose Miranda	Andrew Stevenson	Miranda flies into a double play, Stevenson out at 3rd (9-1-5)
15.	Tyler Gentry	RF	92.1	5/28 @ St. Paul	▼ 3	Home	Max Castillo	Jose Miranda	Alex De Goti	Miranda lines into a double play, De Goti out at 3rd (9-2)
16.	Brewer Hicklen	LF	94.6	5/28 @ St. Paul	▼ 7	Home	Jackson Kowar	Jose Miranda	Andrew Stevenson	Miranda RBI single, Stevenson scores, Reetz Error (7-2)
17.	Nate Eaton	RF	74.9	6/4 vs Memphis	▲ 9	2nd	Jonah Dipoto	Juniel Querecuto	Juniel Querecuto	Querecuto RBI single, out at 2nd (9-6)
18.	Brewer Hicklen	CF	71.5	6/8 @ Indianapolis	▼ 5	2nd	Drew Parrish	Henry Davis	Henry Davis	Davis single, out at 2nd (8-4)
19.	John Rave	LF	89.4	6/20 @ Rochester	▼ 1	2nd	Alec Marsh	Nomar Mazara	Nomar Mazara	Mazara RBI single, out at 2nd (7-2-4)
20.	Nate Eaton	CF	99.9	7/2 vs Iowa [G1]	▲ 2	2nd	Brad Keller	Edwin Rios	Edwin Rios	Rios single, out at 2nd (8-4)
21.	Nate Eaton	LF	96.4	7/15 vs Indianapolis	▲ 8	2nd	Brooks Kriske	Alika Williams	Aaron Shackelford	Williams single, Shackelford out at 2nd (7-5)
22.	Nate Eaton	CF	98.7	7/16 vs Indianapolis	▲ 5	3rd	Emilio Marquez	Canaan Smith-Njigba	Chris Owings	Smith-Njigba single, Owings out at 3rd (8-5)
23.	Nate Eaton	RF	96.7	7/26 @ Columbus	▼ 9	2nd	Will Klein	Jhonkensy Noel	Zack Collins	Noel flies into a force out, Collins out at 2nd (9-6)
24.	Nate Eaton	CF	—	8/2 @ Louisville	▼ 9	Home	Christian Chamberlain	Michael Siani	Jose Barrero	Siani single, Barrero out at home (9-6-2)
25.	Nick Loftin	LF	80.6	8/4 @ Louisville	▼ 7	2nd	Jonah Dipoto	TJ Hopkins	TJ Hopkins	Hopkins single, out at 2nd (7-4)
26.	Edward Olivares	LF	49.7	8/18 @ Toledo	▼ 3	2nd	Jonathan Bowlan	Justyn-Henry Malloy	Justyn-Henry Malloy	Malloy single, out at 2nd (7-4)
27.	Edward Olivares	LF	85.5	8/26 vs St. Paul	▲ 8	2nd	Evan Sisk	Andrew Stevenson	Andrew Stevenson	Stevenson single, out at 2nd (7-4)
28.	John Rave	RF	87.7	8/31 vs Louisville	▲ 1	Home	Drew Parrish	Jose Barrero	Matt Reynolds	Barrero flies into a double play, Reynolds out at home (9-2)
29.	Tyler Gentry	RF	92.2	9/1 vs Louisville	▲ 5	Home	Brett De Geus	Chuckie Robinson	Johnny Pereda	Robinson flies into a double play, Pereda out at home (9-2)
30.	Tyler Gentry	RF	—	9/6 @ Iowa	▼ 6	Home	Walter Pennington	Brennen Davis	Luis Vazquez	Davis double, Vazquez out at home (9-4-2)
31.	John Rave	RF	88.6	9/14 vs Indianapolis	▲ 2	Home	Max Castillo	Aaron Shackelford	Matt Gorski	Shackelford flies into a double play, Gorski out at home (9-2)
32.	Samad Taylor	CF	—	9/15 vs Indianapolis	▲ 4	Home	Anthony Veneziano	Ryan Vilade	Canaan Smith-Njigba	Vilade doubles, Smith-Njigba out at home (8-4-2)

## BY PLAYER

	LF	1
NATE EATON (7)	CF	4
	RF	2
TYLER GENTRY (6)	RF	6
	LF	1
DAIRON BLANCO (4)	CF	2
	RF	1
BREWER HICKLEN (3)	LF	2
	CF	1
JOHN RAVE (3)	LF	1
	RF	2
TUCKER BRADLEY (2)	LF	2
EDWARD OLIVARES (2)	LF	2
SAMAD TAYLOR (1)	CF	2
NICK LOFTIN (1)	LF	1
FRANMIL REYES (1)	LF	1
DREW WATERS (1)	CF	1

DATE	OPPONENT	RESULT	SP	C	1B	2B	3B	SS	LF	CF	RF	DH
3/31	@ Indianapolis	W 8-6	Mike Mayers	Freddy Fermin	Nick Pratto	Samad Taylor	Nick Loftin	Maikel Garcia	Tucker Bradley	Dairon Blanco	Tyler Gentry	CJ Alexander
4/1	@ Indianapolis	W 12-1	Austin Cox	Logan Porter	Nick Pratto	Angelo Castellano	Nick Loftin	Maikel Garcia	Dairon Blanco	Samad Taylor	Tyler Gentry	Jackson Reetz
4/2	@ Indianapolis	W 8-3	Jonathan Heasley	Freddy Fermin	Nick Pratto	Samad Taylor	Nick Loftin	Maikel Garcia	Tucker Bradley	Dairon Blanco	Tyler Gentry	CJ Alexander
4/2	TOLEDO	L 9-2	Max Castillo	Freddy Fermin	Nick Pratto	Samad Taylor	Nick Loftin	Maikel Garcia	Tucker Bradley	Dairon Blanco	Tyler Gentry	CJ Alexander
4/5	TOLEDO	L 7-6	Mike Mayers	Jackson Reetz	Logan Porter	Angelo Castellano	Nick Loftin	Maikel Garcia	Dairon Blanco	Samad Taylor	Tyler Gentry	Freddy Fermin
4/6	TOLEDO	L 8-0	Jackson Kowars	Freddy Fermin	Nick Pratto	Samad Taylor	Nick Loftin	Maikel Garcia	Tucker Bradley	Dairon Blanco	Tyler Gentry	Logan Porter
4/6	TOLEDO	W 9-4	Jonathan Heasley	Freddy Fermin	Logan Porter	Samad Taylor	Angelo Castellano	Maikel Garcia	Tucker Bradley	Dairon Blanco	CJ Alexander	Tyler Gentry
4/8	TOLEDO	W 13-8	Drew Parrish	Freddy Fermin	Nick Pratto	Samad Taylor	Maikel Garcia	Angelo Castellano	Tucker Bradley	Dairon Blanco	Tyler Gentry	CJ Alexander
4/9	TOLEDO	L 8-2	Max Castillo	Logan Porter	Nick Pratto	Samad Taylor	Angelo Castellano	Maikel Garcia	Tyler Gentry	Dairon Blanco	CJ Alexander	Jackson Reetz
4/11	@ Iowa	L 9-8	Mike Mayers	Freddy Fermin	Nick Pratto	Samad Taylor	Nick Loftin	Maikel Garcia	Tucker Bradley	Dairon Blanco	Tyler Gentry	Logan Porter
5/12	@ Iowa	W 10-6	Austin Cox	Logan Porter	Nick Pratto	Samad Taylor	Nick Loftin	Maikel Garcia	Tucker Bradley	Dairon Blanco	Tyler Gentry	CJ Alexander
5/13	@ Iowa	L 14-1	Jonathan Heasley	Freddy Fermin	Nick Pratto	Angelo Castellano	Nick Loftin	Maikel Garcia	Tucker Bradley	Samad Taylor	CJ Alexander	Tyler Gentry
4/14	@ Iowa	W 11-8	Drew Parrish	Freddy Fermin	CJ Alexander	Angelo Castellano	Nick Loftin	Maikel Garcia	Dairon Blanco	Samad Taylor	Tyler Gentry	Logan Porter
4/14	WINNETT	L 4-1	Mike Mayers	Freddy Fermin	Logan Porter	Nick Loftin	Maikel Garcia	Angelo Castellano	Nick Pratto	Samad Taylor	Tyler Gentry	Tyler Gentry
4/19	WINNETT	L 6-2	Jonathan Heasley	Logan Porter	Nick Pratto	Samad Taylor	Nick Loftin	Angelo Castellano	Tucker Bradley	Dairon Blanco	Tyler Gentry	Jackson Reetz
4/20	WINNETT	W 10-3	Max Castillo	Freddy Fermin	Nick Pratto	Samad Taylor	Nick Loftin	Maikel Garcia	Tucker Bradley	Dairon Blanco	Tyler Gentry	CJ Alexander
4/21	WINNETT	L 7-3	Austin Cox	Logan Porter	Nick Pratto	Nick Loftin	Maikel Garcia	Angelo Castellano	Tucker Bradley	Samad Taylor	Tyler Gentry	CJ Alexander
4/22	WINNETT	L 5-2	Drew Parrish	Logan Porter	CJ Alexander	Samad Taylor	Maikel Garcia	Angelo Castellano	Nick Pratto	Dairon Blanco	Tyler Gentry	Nick Loftin
4/23	WINNETT	W 5-3	Mike Mayers	Jackson Reetz	Nick Pratto	Nick Loftin	Maikel Garcia	Angelo Castellano	Tucker Bradley	Dairon Blanco	Tyler Gentry	CJ Alexander
4/25	@ Nashville	L 8-3	Jonathan Heasley	Logan Porter	Nick Pratto	Nick Loftin	Maikel Garcia	Angelo Castellano	Tucker Bradley	Samad Taylor	Tyler Gentry	Dairon Blanco
4/26	@ Nashville	L 5-0	Max Castillo	Logan Porter	Nick Pratto	Nick Loftin	Maikel Garcia	Angelo Castellano	Brewer Hicklen	Samad Taylor	Tyler Gentry	CJ Alexander
4/27	@ Nashville	W 2-1	Austin Cox	Jackson Reetz	CJ Alexander	Samad Taylor	Nick Loftin	Maikel Garcia	Nick Pratto	Dairon Blanco	Tyler Gentry	Tyler Gentry
4/28	@ Nashville	L 4-3	Drew Parrish	Logan Porter	CJ Alexander	Samad Taylor	Maikel Garcia	Angelo Castellano	Dairon Blanco	Nate Eaton	Tyler Gentry	Brewer Hicklen
4/29	@ Nashville	L 6-5 (10)	Mike Mayers	Jackson Reetz	CJ Alexander	Nick Loftin	Maikel Garcia	Angelo Castellano	Tucker Bradley	Samad Taylor	Nate Eaton	Freddy Fermin
4/30	@ Nashville	W 10-6	Jonathan Heasley	Freddy Fermin	Logan Porter	Samad Taylor	Nick Loftin	Maikel Garcia	Tucker Bradley	Nate Eaton	Tyler Gentry	Brewer Hicklen
5/2	LOUISVILLE	L 7-4	Max Castillo	Jackson Reetz	Logan Porter	Angelo Castellano	Nick Loftin	Maikel Garcia	Brewer Hicklen	Dairon Blanco	Tyler Gentry	Nick Loftin
5/4	LOUISVILLE	L 12-10	Marcelo Martinez	CJ Alexander	Samad Taylor	Nick Loftin	Angelo Castellano	Tucker Bradley	Nate Eaton	Tyler Gentry	Tyler Gentry	Brewer Hicklen
5/5	LOUISVILLE	L 7-9	Drew Parrish	Logan Porter	CJ Alexander	Samad Taylor	Nick Loftin	Angelo Castellano	Tucker Bradley	Brewer Hicklen	Tyler Gentry	Frannil Reyes
5/6	LOUISVILLE	W 6-2	Mike Mayers	Jackson Reetz	Logan Porter	Samad Taylor	Nick Loftin	Angelo Castellano	Brewer Hicklen	Dairon Blanco	Tyler Gentry	Frannil Reyes
5/9	LOUISVILLE	W 11-9	Daniel Mengden	Logan Porter	CJ Alexander	Samad Taylor	Nick Loftin	Angelo Castellano	Frannil Reyes	Dairon Blanco	Tyler Gentry	Tucker Bradley
5/10	@ Scranton/WB	L 4-3	Daniel Lynch	Logan Porter	Nick Loftin	Angelo Castellano	Nick Loftin	Angelo Castellano	Brewer Hicklen	Dairon Blanco	Tyler Gentry	Frannil Reyes
5/10	@ Scranton/WB	L 4-3	Drew Parrish	Logan Porter	CJ Alexander	Samad Taylor	Nick Loftin	Angelo Castellano	Tucker Bradley	Drew Waters	Tyler Gentry	Brewer Hicklen
5/11	@ Scranton/WB	W 4-3 (11)	Mike Mayers	Jackson Reetz	Logan Porter	Clay Dungan	Nick Loftin	Angelo Castellano	Brewer Hicklen	Dairon Blanco	Tyler Gentry	Samad Taylor
5/12	@ Scranton/WB	W 5-2	Jonathan Heasley	Logan Porter	CJ Alexander	Samad Taylor	Nick Loftin	Angelo Castellano	Tucker Bradley	Drew Waters	Tyler Gentry	Brewer Hicklen
5/12	@ Scranton/WB	W 5-2	Daniel Lynch	Jackson Reetz	CJ Alexander	Samad Taylor	Clay Dungan	Angelo Castellano	Dairon Blanco	Drew Waters	Tyler Gentry	Tucker Bradley
5/14	@ Scranton/WB	W 3-2	Austin Cox	Logan Porter	CJ Alexander	Samad Taylor	Nick Loftin	Angelo Castellano	Brewer Hicklen	Dairon Blanco	Tyler Gentry	Dairon Blanco
5/16	TOLEDO	L 9-2	Drew Parrish	Jackson Reetz	CJ Alexander	Samad Taylor	Nick Loftin	Angelo Castellano	Tucker Bradley	Dairon Blanco	Tyler Gentry	Brewer Hicklen
5/17	TOLEDO	W 16-8	Jonathan Heasley	Logan Porter	CJ Alexander	Nicky Lopez	Nick Loftin	Angelo Castellano	Samad Taylor	Drew Waters	Tyler Gentry	Johan Camargo
5/18	TOLEDO	W 9-0	Daniel Lynch	Jackson Reetz	Logan Porter	Clay Dungan	Nick Loftin	Angelo Castellano	Samad Taylor	Drew Waters	Tyler Gentry	Dairon Blanco
5/19	TOLEDO	W 10-3	Austin Cox	Logan Porter	CJ Alexander	Samad Taylor	Nick Loftin	Angelo Castellano	Tucker Bradley	Drew Waters	Tyler Gentry	Brewer Hicklen
5/20	TOLEDO	L 4-1	Daniel Mengden	Logan Porter	CJ Alexander	Clay Dungan	Nicky Lopez	Angelo Castellano	Samad Taylor	Drew Waters	Tyler Gentry	Nick Loftin
5/21	TOLEDO	W 8-4	Jonathan Heasley	Jackson Reetz	Logan Porter	Samad Taylor	Nick Loftin	Angelo Castellano	Tucker Bradley	Drew Waters	Tyler Gentry	Brewer Hicklen
5/22	@ St. Paul	W 6-1	Daniel Lynch	Logan Porter	Greyson Jenista	Clay Dungan	Nick Loftin	Angelo Castellano	Samad Taylor	Drew Waters	Tyler Gentry	Dairon Blanco
5/24	@ St. Paul	L 6-5	Anthony Veneziano	Jackson Reetz	Logan Porter	Nick Loftin	Angelo Castellano	Angelo Castellano	Dairon Blanco	Drew Waters	Tyler Gentry	Brewer Hicklen
5/25	@ St. Paul	W 6-4	Austin Cox	Logan Porter	Greyson Jenista	Samad Taylor	Nick Loftin	Angelo Castellano	Samad Taylor	Dairon Blanco	Tyler Gentry	Brewer Hicklen
5/26	@ St. Paul	W 6-4	Drew Parrish	Jackson Reetz	Logan Porter	Clay Dungan	Nick Loftin	Angelo Castellano	Samad Taylor	Nate Eaton	Tyler Gentry	Brewer Hicklen
5/27	@ St. Paul	L 14-1	Jonathan Heasley	Logan Porter	Greyson Jenista	Samad Taylor	Johan Camargo	Angelo Castellano	Dairon Blanco	Nate Eaton	Tyler Gentry	Tucker Bradley
5/28	@ St. Paul	L 10-6	Max Castillo	Jackson Reetz	CJ Alexander	Johan Camargo	Nick Loftin	Angelo Castellano	Brewer Hicklen	Samad Taylor	Tyler Gentry	Nate Eaton
5/30	MEMPHIS	W 7-6	Anthony Veneziano	Logan Porter	CJ Alexander	Samad Taylor	Nick Loftin	Angelo Castellano	Dairon Blanco	Nate Eaton	Tyler Gentry	Brewer Hicklen
5/31	MEMPHIS	L 9-4	Austin Cox	Logan Porter	Johan Camargo	Samad Taylor	Clay Dungan	Angelo Castellano	Dairon Blanco	Nate Eaton	Tyler Gentry	CJ Alexander
6/1	MEMPHIS	L 12-6	Jonathan Heasley	Jackson Reetz	CJ Alexander	Nate Eaton	Johan Camargo	Angelo Castellano	Samad Taylor	Brewer Hicklen	Tyler Gentry	Dairon Blanco
6/2	MEMPHIS	W 10-9 (10)	Drew Parrish	Logan Porter	CJ Alexander	Nate Eaton	Johan Camargo	Angelo Castellano	Dairon Blanco	Brewer Hicklen	Tyler Gentry	Logan Porter
6/3	MEMPHIS	L 4-2	Max Castillo	Jackson Reetz	Logan Porter	Samad Taylor	Nate Eaton	Angelo Castellano	Brewer Hicklen	Dairon Blanco	Tyler Gentry	Johan Camargo
6/4	MEMPHIS	L 6-5	Anthony Veneziano	Logan Porter	CJ Alexander	Samad Taylor	Johan Camargo	Angelo Castellano	Tucker Bradley	Dairon Blanco	Nate Eaton	Tyler Gentry
6/5	@ Indianapolis	W 10-2	Daniel Lynch	Logan Porter	Daniel Mengden	Samad Taylor	Johan Camargo	Angelo Castellano	Samad Taylor	Dairon Blanco	Tyler Gentry	Brewer Hicklen
6/6	@ Indianapolis	W 9-7	Jonathan Heasley	Jackson Reetz	CJ Alexander	Johan Camargo	Nate Eaton	Angelo Castellano	Samad Taylor	Dairon Blanco	Tyler Gentry	Tucker Bradley
6/8	@ Indianapolis	W 15-7	Drew Parrish	Logan Porter	CJ Alexander	Samad Taylor	Clay Dungan	Angelo Castellano	Tucker Bradley	Brewer Hicklen	Tyler Gentry	Dairon Blanco
6/9	@ Indianapolis	W 6-2	Max Castillo	Logan Porter	Logan Porter	Samad Taylor	Johan Camargo	Angelo Castellano	Brewer Hicklen	Dairon Blanco	Tyler Gentry	CJ Alexander
6/10	@ Indianapolis	W 9-5	Anthony Veneziano	Jackson Reetz	CJ Alexander	Samad Taylor	Johan Camargo	Angelo Castellano	Tucker Bradley	Dairon Blanco	Tyler Gentry	Brewer Hicklen
6/13	COLUMBUS	W 6-1	Jonathan Heasley	Logan Porter	CJ Alexander	Samad Taylor	John Rave	Angelo Castellano	John Rave	Kyle Isbel	Tyler Gentry	Matt Beatty
6/15	COLUMBUS	W 4-2	Alec Marsh	Logan Porter	Johan Camargo	Samad Taylor	Clay Dungan	Angelo Castellano	Tucker Bradley	John Rave	Tyler Gentry	Brewer Hicklen
6/16	COLUMBUS	W 4-2	Max Castillo	Logan Porter	Matt Beatty	Samad Taylor	Angelo Castellano	Angelo Castellano	John Rave	Kyle Isbel	Tyler Gentry	Brewer Hicklen
6/17	COLUMBUS	W 4-1	Anthony Veneziano	Logan Porter	Jose Briceño	Clay Dungan	Angelo Castellano	Angelo Castellano	John Rave	Kyle Isbel	Tyler Gentry	Brewer Hicklen
6/17	COLUMBUS	W 13-4	Drew Parrish	Logan Porter	Logan Porter	Clay Dungan	Angelo Castellano	Angelo Castellano	Tucker Bradley	John Rave	Nate Eaton	Brewer Hicklen
6/18	@ Rochester	W 10-2	James McCarthy	Logan Porter	Matt Beatty	Clay Dungan	Angelo Castellano	Angelo Castellano	John Rave	Kyle Isbel	Tyler Gentry	Brewer Hicklen
6/20	@ Rochester	L 5-4	Alec Marsh	Logan Porter	Angelo Castellano	Nate Eaton	Clay Dungan	Angelo Castellano	John Rave	Kyle Isbel	Tyler Gentry	Brewer Hicklen
6/21	@ Rochester	W 7-3	Max Castillo	Logan Porter	Logan Porter	Clay Dungan	Angelo Castellano	Angelo Castellano	Tucker Bradley	Nate Eaton	Tyler Gentry	Brewer Hicklen
6/22	@ Rochester	W 9-4	Jonathan Bowlan	Logan Porter	Angelo Castellano	Clay Dungan	Angelo Castellano	Angelo Castellano	Tucker Bradley	Kyle Isbel	Nate Eaton	Brewer Hicklen
6/23	@ Rochester	W 10-6	Anthony Veneziano	Logan Porter	Angelo Castellano	Clay Dungan	Angelo Castellano	Angelo Castellano	Tucker Bradley	Kyle Isbel	Tyler Gentry	Brewer Hicklen
6/24	@ Rochester	L 3-2	Ryan Yarbrough	Logan Porter	Angelo Castellano	Angelo Castellano	Angelo Castellano	Angelo Castellano	John Rave	Kyle Isbel	Tyler Gentry	Brewer Hicklen
6/25	@ Rochester	W 7-3	Alec Marsh	Logan Porter	Angelo Castellano	Clay Dungan	Angelo Castellano	Angelo Castellano	Tucker Bradley	John Rave	Tyler Gentry	Kyle Isbel
6/28	IOWA	L 9-2	Angel Zepa	Logan Porter	Paxton Wallace	Clay Dungan	Angelo Castellano	Angelo Castellano	Tucker Bradley	John Rave	Tyler Gentry	Brewer Hicklen
6/29	IOWA	W 8-3	Ryan Yarbrough	Logan Porter	Angelo Castellano	Nate Eaton	Clay Dungan	Angelo Castellano	Tucker Bradley	John Rave	Tyler Gentry	Brewer Hicklen
6/30	IOWA	W 8-3	Max Castillo	Logan Porter	Angelo Castellano	Nate Eaton	Clay Dungan	Angelo Castellano	Tucker Bradley	John Rave	Tyler Gentry	Brewer Hicklen
7/1	IOWA	W 11-7 (7)	Brad Keller	Logan Porter	Angelo Castellano	Michael Massey	Clay Dungan	Angelo Castellano	Tucker Bradley	Nate Eaton	Tyler Gentry	Brewer Hicklen
7/2 (G1)	IOWA	L 6-2 (7)	Cole Ragans	Logan Porter	Paxton Wallace	Clay Dungan	Angelo Castellano	Angelo Castellano	John Rave	Nate Eaton	Tyler Gentry	Tucker Bradley
7/3	IOWA	L 7-6	Angel Zepa	Logan Porter	Jermaine Palacios	Nate Eaton	Clay Dungan	Angelo Castellano	Tucker Bradley	John Rave	Tyler Gentry	Michael Massey
7/4	@ Gwinnett	L 3-1	Ryan Yarbrough	Logan Porter	Angelo Castellano	Clay Dungan	Angelo Castellano	Angelo Castellano	Tucker Bradley	John Rave	Tyler Gentry	Brewer Hicklen
7/5	@ Gwinnett	L 9-0	Brad Keller	Logan Porter	Angelo Castellano	Nate Eaton	Clay Dungan	Angelo Castellano	Tucker Bradley	John Rave	Tyler Gentry	Brewer Hicklen
7/6	@ Gwinnett	W 11-6	James McCarthy	Logan Porter	Angelo Castellano	Samad Taylor	Clay Dungan	Angelo Castellano	Nate Eaton	John Rave	Tyler Gentry	Tucker Bradley
7/7	@ Gwinnett	W 7-1	Cole Ragans	Logan Porter	Paxton Wallace	Samad Taylor	Jermaine Palacios	Angelo Castellano	Nate Eaton	John Rave	Tyler Gentry	Brewer Hicklen
7/9	@ Gwinnett	L 8-1	Angel Zepa	Logan Porter	Logan Porter	Angelo Castellano	Nate Eaton	Angelo Castellano	Tucker Bradley	John Rave	Tyler Gentry	Clay Dungan
7/14	INDIANAPOLIS	L 13-5	Jonathan Heasley	Logan Porter	Jermaine Palacios	Clay Dungan	Angelo Castellano	Angelo Castellano	Tucker Bradley	John Rave	Tyler Gentry	Brewer Hicklen
7/15	INDIANAPOLIS	W 15-5	Austin Cox	Logan Porter	Angelo Castellano	Clay Dungan	Angelo Castellano	Angelo Castellano	Nate Eaton	John Rave	Tyler Gentry	Brewer Hicklen
7/16	INDIANAPOLIS	W 11-4	Evans Sisk	Logan Porter	CJ Alexander	Angelo Castellano	Nick Loftin	Angelo Castellano	Tucker Bradley	Nate Eaton	Tyler Gentry	John Rave
7/18	ST. PAUL	W 1-0	Anthony Veneziano	Logan Porter	CJ Alexander	Nate Eaton	Nick Loftin	Angelo Castellano	Tucker Bradley	John Rave	Tyler Gentry	Clay Dungan
7/19	ST. PAUL	L 9-4	Jonathan Bowlan	Logan Porter	CJ Alexander	Samad Taylor	Nick Loftin	Angelo Castellano	Brewer Hicklen	Nate Eaton	Tyler Gentry	Matt Beatty
7/20	ST. PAUL	L 6-5	Angel Zepa	Logan Porter	Matt Beatty	Samad Taylor	Jermaine Palacios	Angelo Castellano	Brewer Hicklen	Nate Eaton	Tyler Gentry	Nick Loftin
7/21	ST. PAUL	L 9-2	Cole Ragans	Logan Porter	CJ Alexander	Samad Taylor	Angelo Castellano	Angelo Castellano	Tucker Bradley	John Rave	Tyler Gentry	Tucker Bradley
7/22	ST. PAUL	W 8-5	Max Castillo	Logan Porter	Matt Beatty	Samad Taylor	Nick Loftin	Angelo Castellano	Tucker Bradley	Nate Eaton	Tyler Gentry	Brewer Hicklen
7/23	ST. PAUL	W 3-1	Anthony Veneziano	Logan Porter	Samad Taylor	Samad Taylor	Nick Loftin	Angelo Castellano	Tucker Bradley	John Rave	Tyler Gentry	Clay Dungan
7/25	@ Columbus	W 10-2	Jonathan Bowlan	Logan Porter	CJ Alexander	Samad Taylor	Nick Loftin	Angelo Castellano	John Rave	Nate Eaton	Tyler Gentry	Tucker Bradley
7/26	@ Columbus	W 5-2	Angel Zepa	Logan Porter	Jermaine Palacios	Samad Taylor	Clay Dungan	Angelo Castellano	Brewer Hicklen	John Rave	Nate Eaton	CJ Alexander
7/27	@ Columbus	L 7-2	Cole Ragans	Logan Porter	CJ Alexander	Nick Loftin	Angelo Castellano	Angelo Castellano	Tucker Bradley	Nate Eaton	Tyler Gentry	John Rave
7/28	@ Columbus	W 7-6	Max Castillo	Logan Porter	CJ Alexander	Samad Taylor	Nick Loftin	Angelo Castellano	Tyler Gentry	Nate Eaton	Tyler Gentry	Matt Beatty
7/29	@ Columbus	L 6-3	Anthony Veneziano	Logan Porter	Matt Beatty	Nick Loftin	Angelo Castellano	Angelo Castellano	Nate Eaton	John Rave	Tyler Gentry	Tucker Bradley
7/30	@ Columbus	W 7-5	Jonathan Bowlan	Logan Porter	Angelo Castellano	Nick Loftin	Clay Dungan	Angelo Castellano	Brewer Hicklen	Nate Eaton	Tyler Gentry	Matt Beatty
8/1	@ Louisville	L 3-2	Evans Sisk	Logan Porter	CJ Alexander	Nick Loftin	Clay Dungan	Angelo Castellano	Nate Eaton	John Rave	Tyler Gentry	Tucker Bradley
8/2	@ Louisville	L 5-1	Max Castillo	Logan Porter	Angelo Castellano	Nick Loftin	Angelo Castellano	Angelo Castellano	Nelson Velazquez	John Rave	Tyler Gentry	Nate Eaton
8/3	@ Louisville	L 11-2	Drew Parrish	Logan Porter	Devin Mann	Clay Dungan	Angelo Castellano	Angelo Castellano	Nelson Velazquez	John Rave	Nate Eaton	Nick Loftin
8/4	@ Louisville	L 8-3	Anthony Veneziano	Logan Porter	CJ Alexander	Devin Mann	Clay Dungan	Angelo Castellano	Nick Loftin	John Rave	Tyler Gentry	Nelson Velazquez
8/5	@ Louisville	L 5-1	Jonathan Bowlan	Logan Porter	CJ Alexander	Nick Loftin	Devin Mann	Angelo Castellano	Brewer Hicklen	Nelson Velazquez	Tyler Gentry	Tucker Bradley
8/6	@ Louisville	L 5-4	Evans Sisk	Logan Porter	Angelo Castellano	Nick Loftin	Clay Dungan	Angelo Castellano	Devin Mann	John Rave	Tyler Gentry	Nate Eaton
8/7	@ Louisville	L 8-2	Max Castillo	Logan Porter	Devin Mann	Nick Loftin	Clay Dungan	Angelo Castellano	Nelson Velazquez	John Rave	Tyler Gentry	Nate Eaton
8/9	IOWA	L 20-1	Drew Parrish	Logan Porter	CJ Alexander	Devin Mann	Nick Loftin	Angelo Castellano	Nelson Velazquez	John Rave	Tyler Gentry	Tucker Bradley
8/10	IOWA	L 10-3	Anthony Veneziano	Logan Porter	Logan Porter	Devin Mann	Angelo Castellano	Angelo Castellano	Devin Mann	Nate Eaton	Brewer Hicklen	Tyler Gentry
8/11	IOWA	L 9-4	Jonathan Bowlan	Logan Porter	CJ Alexander	Nick Loftin	Angelo Castellano	Angelo Castellano	Tucker Bradley	John Rave	Tyler Gentry	Nate Eaton
8/12	IOWA	L 7-4	Joe Barlow									



DATE	OPPONENT	RESULT	1	2	3	4	5	6	7	8	9
3/31	@ Indianapolis	W 8-6	Samad Taylor	Maikel Garcia	Nick Pratto	Tyler Gentry	CJ Alexander	Nick Loftin	Freddy Fermin	Dairon Blanco	Tucker Bradley
4/1	@ Indianapolis	W 12-1	Samad Taylor	Maikel Garcia	Nick Pratto	Tyler Gentry	Nick Loftin	Logan Porter	Jackson Reetz	Dairon Blanco	Angelo Castellano
4/2	@ Indianapolis	W 8-3	Samad Taylor	Maikel Garcia	Nick Pratto	Tyler Gentry	Nick Loftin	CJ Alexander	Freddy Fermin	Dairon Blanco	Tucker Bradley
4/4	TOLEDO	L 9-2	Samad Taylor	Maikel Garcia	Nick Pratto	Tyler Gentry	Nick Loftin	CJ Alexander	Freddy Fermin	Dairon Blanco	Tucker Bradley
4/5	TOLEDO	L 7-6	Samad Taylor	Maikel Garcia	Tyler Gentry	Logan Porter	Nick Loftin	CJ Alexander	Freddy Fermin	Dairon Blanco	Angelo Castellano
4/6	TOLEDO	L 8-5	Samad Taylor	Maikel Garcia	Tyler Gentry	Logan Porter	Nick Loftin	CJ Alexander	Freddy Fermin	Dairon Blanco	Tucker Bradley
4/7	TOLEDO	W 9-4	Samad Taylor	Maikel Garcia	Tyler Gentry	Logan Porter	Nick Loftin	CJ Alexander	Freddy Fermin	Dairon Blanco	Angelo Castellano
4/8	TOLEDO	W 13-8	Samad Taylor	Maikel Garcia	Tyler Gentry	Nick Pratto	CJ Alexander	Freddy Fermin	Dairon Blanco	Tucker Bradley	Angelo Castellano
4/9	TOLEDO	L 8-2	Samad Taylor	Maikel Garcia	Tyler Gentry	Nick Pratto	CJ Alexander	Logan Porter	Dairon Blanco	Jackson Reetz	Angelo Castellano
4/11	@ Iowa	L 9-6	Samad Taylor	Maikel Garcia	Tyler Gentry	Nick Pratto	Nick Loftin	Logan Porter	Freddy Fermin	Dairon Blanco	Tucker Bradley
4/12	@ Iowa	W 10-5	Samad Taylor	Maikel Garcia	Tyler Gentry	Nick Pratto	Nick Loftin	CJ Alexander	Freddy Fermin	Dairon Blanco	Angelo Castellano
4/13	@ Iowa	L 14-1	Samad Taylor	Maikel Garcia	Tyler Gentry	Nick Pratto	Nick Loftin	CJ Alexander	Freddy Fermin	Dairon Blanco	Tucker Bradley
4/14	@ Iowa	W 11-8	Samad Taylor	Maikel Garcia	Tyler Gentry	Logan Porter	Nick Loftin	CJ Alexander	Freddy Fermin	Dairon Blanco	Angelo Castellano
4/18	WINNETT	L 4-1	Samad Taylor	Maikel Garcia	Nick Loftin	Nick Pratto	Nick Loftin	Logan Porter	Freddy Fermin	Dairon Blanco	Angelo Castellano
4/19	WINNETT	L 6-2	Samad Taylor	Nick Loftin	Tyler Gentry	Nick Pratto	Logan Porter	Jackson Reetz	Dairon Blanco	Angelo Castellano	Tucker Bradley
4/20	WINNETT	L 7-3	Samad Taylor	Maikel Garcia	Tyler Gentry	Nick Pratto	Nick Loftin	CJ Alexander	Freddy Fermin	Dairon Blanco	Angelo Castellano
4/21	WINNETT	L 7-3	Samad Taylor	Maikel Garcia	Tyler Gentry	Nick Pratto	Nick Loftin	CJ Alexander	Logan Porter	Dairon Blanco	Angelo Castellano
4/22	WINNETT	L 5-2	Samad Taylor	Maikel Garcia	Tyler Gentry	Nick Pratto	Nick Loftin	CJ Alexander	Logan Porter	Dairon Blanco	Angelo Castellano
4/23	WINNETT	W 5-3	Dairon Blanco	Maikel Garcia	Tyler Gentry	Nick Pratto	Nick Loftin	CJ Alexander	Logan Porter	Dairon Blanco	Angelo Castellano
4/25	@ Nashville	L 8-3	Samad Taylor	Maikel Garcia	Tyler Gentry	Nick Pratto	Nick Loftin	Logan Porter	Dairon Blanco	Tucker Bradley	Angelo Castellano
4/26	@ Nashville	L 5-0	Samad Taylor	Maikel Garcia	Tyler Gentry	Nick Pratto	Nick Loftin	CJ Alexander	Brewer Hicklen	Angelo Castellano	Angelo Castellano
4/27	@ Nashville	W 2-1	Samad Taylor	Maikel Garcia	Tyler Gentry	Nick Pratto	Nick Loftin	Nate Eaton	CJ Alexander	Dairon Blanco	Jackson Reetz
4/28	@ Nashville	L 4-3	Samad Taylor	Maikel Garcia	Tyler Gentry	Logan Porter	Nate Eaton	Brewer Hicklen	Dairon Blanco	CJ Alexander	Angelo Castellano
4/29	@ Nashville	L 6-5 (10)	Samad Taylor	Maikel Garcia	Nate Eaton	Nick Loftin	Freddy Fermin	CJ Alexander	Jackson Reetz	Tucker Bradley	Angelo Castellano
4/30	@ Nashville	W 10-6	Samad Taylor	Maikel Garcia	Tyler Gentry	Freddy Fermin	Nick Loftin	Logan Porter	Nate Eaton	Brewer Hicklen	Dairon Blanco
5/1	LOUISVILLE	L 7-4	Samad Taylor	Nate Eaton	Tyler Gentry	Logan Porter	Nick Loftin	CJ Alexander	Brewer Hicklen	Tucker Bradley	Angelo Castellano
5/2	LOUISVILLE	L 12-10	Samad Taylor	CJ Alexander	Tyler Gentry	Logan Porter	Nick Loftin	Logan Porter	Brewer Hicklen	Tucker Bradley	Angelo Castellano
5/3	LOUISVILLE	W 6-2	Samad Taylor	Nick Loftin	Tyler Gentry	Logan Porter	Logan Porter	Brewer Hicklen	Jackson Reetz	Dairon Blanco	Clay Dungan
5/4	LOUISVILLE	W 11-9	Samad Taylor	Nick Loftin	Tyler Gentry	Logan Porter	Logan Porter	CJ Alexander	Dairon Blanco	Tucker Bradley	Angelo Castellano
5/5	LOUISVILLE	L 14-2	Samad Taylor	Nick Loftin	Tyler Gentry	Logan Porter	Nick Loftin	CJ Alexander	Brewer Hicklen	Tucker Bradley	Clay Dungan
5/6	@ Scranton/WB	L 4-3	Samad Taylor	Nick Loftin	Tyler Gentry	Logan Porter	Brewer Hicklen	Jackson Reetz	Dairon Blanco	Clay Dungan	Angelo Castellano
5/7	@ Scranton/WB	W 4-3 (11)	Drew Waters	Samad Taylor	Nick Loftin	Logan Porter	CJ Alexander	Brewer Hicklen	Dairon Blanco	Tucker Bradley	Angelo Castellano
5/11	@ Scranton/WB	W 5-2	Drew Waters	Samad Taylor	Tyler Gentry	CJ Alexander	Jackson Reetz	Tucker Bradley	Dairon Blanco	Clay Dungan	Angelo Castellano
5/12	@ Scranton/WB	L 8-6	Drew Waters	Samad Taylor	Tyler Gentry	CJ Alexander	Jackson Reetz	Brewer Hicklen	Dairon Blanco	Clay Dungan	Angelo Castellano
5/14	@ Scranton/WB	W 6-3	Samad Taylor	Nick Loftin	Tyler Gentry	CJ Alexander	Jackson Reetz	Brewer Hicklen	Tucker Bradley	Dairon Blanco	Clay Dungan
5/16	TOLEDO	L 9-2	Drew Waters	Nicky Lopez	Samad Taylor	Tyler Gentry	Johan Camargo	Nick Loftin	Logan Porter	CJ Alexander	Angelo Castellano
5/17	TOLEDO	W 16-8	Drew Waters	Samad Taylor	Tyler Gentry	Logan Porter	Nick Loftin	Jackson Reetz	Dairon Blanco	Clay Dungan	Angelo Castellano
5/18	TOLEDO	W 10-1	Drew Waters	Nicky Lopez	Samad Taylor	Tyler Gentry	CJ Alexander	Nick Loftin	Logan Porter	Brewer Hicklen	Tucker Bradley
5/19	TOLEDO	L 9-1	Drew Waters	Nicky Lopez	Samad Taylor	Tyler Gentry	CJ Alexander	Nick Loftin	Logan Porter	Jackson Reetz	Angelo Castellano
5/20	TOLEDO	W 8-4	Drew Waters	Samad Taylor	Nick Loftin	Logan Porter	Brewer Hicklen	Jackson Reetz	Dairon Blanco	Tucker Bradley	Angelo Castellano
5/21	TOLEDO	W 8-1	Drew Waters	Samad Taylor	Nick Loftin	Logan Porter	Brewer Hicklen	Jackson Reetz	Dairon Blanco	Tucker Bradley	Angelo Castellano
5/22	@ St. Paul	L 6-5	Drew Waters	Samad Taylor	Nick Loftin	Logan Porter	Logan Porter	Greyson Jenista	Dairon Blanco	Clay Dungan	Angelo Castellano
5/23	@ St. Paul	L 6-5	Drew Waters	Samad Taylor	Nick Loftin	Logan Porter	Logan Porter	Brewer Hicklen	Dairon Blanco	Jackson Reetz	Angelo Castellano
5/24	@ St. Paul	W 6-4	Samad Taylor	Nate Eaton	Nick Loftin	Logan Porter	Brewer Hicklen	Greyson Jenista	Dairon Blanco	Jackson Reetz	Angelo Castellano
5/25	@ St. Paul	L 14-1	Samad Taylor	Nate Eaton	Tyler Gentry	Logan Porter	Dairon Blanco	Johan Camargo	Greyson Jenista	Angelo Castellano	Tucker Bradley
5/26	@ St. Paul	L 10-6	Samad Taylor	Nate Eaton	Tyler Gentry	Nick Loftin	CJ Alexander	Brewer Hicklen	Dairon Blanco	Jackson Reetz	Clay Dungan
5/27	MEMPHIS	L 9-6	Samad Taylor	Nate Eaton	Tyler Gentry	Nick Loftin	Logan Porter	Dairon Blanco	CJ Alexander	Johan Camargo	Brewer Hicklen
5/28	MEMPHIS	L 12-6	Samad Taylor	Nate Eaton	Tyler Gentry	CJ Alexander	Johan Camargo	Dairon Blanco	Logan Porter	Dairon Blanco	Brewer Hicklen
5/29	MEMPHIS	W 10-9 (10)	Dairon Blanco	Nate Eaton	Tyler Gentry	CJ Alexander	Johan Camargo	Logan Porter	Brewer Hicklen	Clay Dungan	Tucker Bradley
6/2	MEMPHIS	L 4-2	Samad Taylor	Samad Taylor	Tyler Gentry	Johan Camargo	Nate Eaton	Logan Porter	Jackson Reetz	Brewer Hicklen	Angelo Castellano
6/4	MEMPHIS	L 6-5	Dairon Blanco	Samad Taylor	Tyler Gentry	Johan Camargo	Nate Eaton	Logan Porter	CJ Alexander	Clay Dungan	Tucker Bradley
6/5	@ Indianapolis	W 9-7	Dairon Blanco	Samad Taylor	Tyler Gentry	Johan Camargo	Nate Eaton	Logan Porter	Brewer Hicklen	Jackson Reetz	Angelo Castellano
6/8	@ Indianapolis	W 15-7	Dairon Blanco	Samad Taylor	Tyler Gentry	Logan Porter	CJ Alexander	Brewer Hicklen	Clay Dungan	Angelo Castellano	Tucker Bradley
6/9	@ Indianapolis	W 6-2	Dairon Blanco	Samad Taylor	Tyler Gentry	Johan Camargo	Logan Porter	CJ Alexander	Jackson Reetz	Brewer Hicklen	Angelo Castellano
6/10	@ Indianapolis	W 5-5	Dairon Blanco	Samad Taylor	Tyler Gentry	Johan Camargo	CJ Alexander	Jackson Reetz	Brewer Hicklen	Clay Dungan	Angelo Castellano
6/11	COLUMBUS	W 6-1	Samad Taylor	John Rave	Tyler Gentry	Johan Camargo	Logan Porter	Nick Loftin	Clay Dungan	Jermaine Palacios	Tucker Bradley
6/13	COLUMBUS	W 4-2	Samad Taylor	Kyle Isbel	Tyler Gentry	Logan Porter	Logan Porter	John Rave	Brewer Hicklen	Jermaine Palacios	Angelo Castellano
6/15	COLUMBUS	W 4-1	Brewer Hicklen	Kyle Isbel	Tyler Gentry	Logan Porter	Logan Porter	John Rave	Clay Dungan	Adeiny Hecavarria	Angelo Castellano
6/17	COLUMBUS	L 13-4	Nate Eaton	John Rave	Matt Beatty	Logan Porter	Brewer Hicklen	Clay Dungan	Adeiny Hecavarria	Angelo Castellano	Tucker Bradley
6/18	COLUMBUS	W 5-4	Nate Eaton	Kyle Isbel	Tyler Gentry	Logan Porter	Johan Camargo	Brewer Hicklen	Clay Dungan	Adeiny Hecavarria	Angelo Castellano
6/20	@ Rochester	W 7-3	Brewer Hicklen	Clay Dungan	Tyler Gentry	Logan Porter	Nate Eaton	Jermaine Palacios	Adeiny Hecavarria	Angelo Castellano	Tucker Bradley
6/21	@ Rochester	W 8-4	Brewer Hicklen	Kyle Isbel	Logan Porter	Nate Eaton	Clay Dungan	Jermaine Palacios	Adeiny Hecavarria	Angelo Castellano	Tucker Bradley
6/22	@ Rochester	W 8-2	Brewer Hicklen	Kyle Isbel	Logan Porter	Nate Eaton	Clay Dungan	Jermaine Palacios	Adeiny Hecavarria	Angelo Castellano	Tucker Bradley
6/24	@ Rochester	L 3-2	Brewer Hicklen	Kyle Isbel	Logan Porter	Logan Porter	John Rave	Adeiny Hecavarria	Jermaine Palacios	Angelo Castellano	Tucker Bradley
6/25	@ Rochester	W 7-3	John Rave	Kyle Isbel	Tyler Gentry	Logan Porter	Clay Dungan	Adeiny Hecavarria	Jermaine Palacios	Paxton Wallace	Tucker Bradley
6/28	IOWA	L 9-2	Brewer Hicklen	John Rave	Logan Porter	Nate Eaton	Tucker Bradley	Tyler Gentry	Adeiny Hecavarria	Clay Dungan	Angelo Castellano
6/29	IOWA	W 8-3	Brewer Hicklen	John Rave	Logan Porter	Nate Eaton	Tucker Bradley	Tyler Gentry	Adeiny Hecavarria	Clay Dungan	Angelo Castellano
6/30	IOWA	W 8-5	Brewer Hicklen	John Rave	Logan Porter	Nate Eaton	Tucker Bradley	Tyler Gentry	Adeiny Hecavarria	Clay Dungan	Angelo Castellano
7/2 (61)	IOWA	W 11-1 (7)	Brewer Hicklen	Michael Massey	John Rave	Nate Eaton	Tucker Bradley	Adeiny Hecavarria	Jermaine Palacios	Clay Dungan	Angelo Castellano
7/2 (62)	IOWA	L 6-2 (7)	John Rave	Tucker Bradley	Logan Porter	Nate Eaton	Tucker Bradley	Tyler Gentry	Jermaine Palacios	Paxton Wallace	Angelo Castellano
7/3	IOWA	L 7-6	John Rave	Logan Porter	Michael Massey	Nate Eaton	Tucker Bradley	Tyler Gentry	Adeiny Hecavarria	Clay Dungan	Jermaine Palacios
7/4	@ Gwinnett	L 3-1	Tucker Bradley	Adeiny Hecavarria	John Rave	Brewer Hicklen	Clay Dungan	Tyler Gentry	Jermaine Palacios	Clay Dungan	Jermaine Palacios
7/5	@ Gwinnett	W 10-1 (10)	Samad Taylor	John Rave	Logan Porter	Nate Eaton	Tucker Bradley	Tyler Gentry	Adeiny Hecavarria	Angelo Castellano	Tucker Bradley
7/6	@ Gwinnett	L 9-6	Samad Taylor	John Rave	Logan Porter	Nate Eaton	Tucker Bradley	Tyler Gentry	Adeiny Hecavarria	Clay Dungan	Angelo Castellano
7/7	@ Gwinnett	W 7-1	Samad Taylor	John Rave	Logan Porter	Nate Eaton	Tucker Bradley	Tyler Gentry	Adeiny Hecavarria	Brewer Hicklen	Jermaine Palacios
7/9	@ Gwinnett	L 8-1	Clay Dungan	Nate Eaton	John Rave	Logan Porter	Tucker Bradley	Tyler Gentry	Adeiny Hecavarria	Brewer Hicklen	Adeiny Hecavarria
7/14	INDIANAPOLIS	L 8-5	Clay Dungan	John Rave	Logan Porter	Nate Eaton	Tucker Bradley	Tyler Gentry	Brewer Hicklen	Jermaine Palacios	Angelo Castellano
7/15	INDIANAPOLIS	W 10-5	Brewer Hicklen	John Rave	Nick Loftin	CJ Alexander	Tucker Bradley	Tyler Gentry	Nate Eaton	Adeiny Hecavarria	Angelo Castellano
7/16	INDIANAPOLIS	W 11-4	Clay Dungan	Nick Loftin	John Rave	Logan Porter	Nate Eaton	Tucker Bradley	Tyler Gentry	Clay Dungan	Angelo Castellano
7/18	ST. PAUL	W 10-1	Tucker Bradley	Nick Loftin	John Rave	Logan Porter	CJ Alexander	Nate Eaton	Nick Loftin	Brewer Hicklen	Adeiny Hecavarria
7/19	ST. PAUL	L 9-4	Samad Taylor	Matt Beatty	John Rave	Logan Porter	CJ Alexander	Nick Loftin	Nate Eaton	Brewer Hicklen	Adeiny Hecavarria
7/20	ST. PAUL	L 6-5	Samad Taylor	Matt Beatty	Nick Loftin	Logan Porter	Nate Eaton	Tyler Gentry	Brewer Hicklen	Adeiny Hecavarria	Jermaine Palacios
7/21	ST. PAUL	W 7-5	Samad Taylor	John Rave	Logan Porter	CJ Alexander	Tucker Bradley	Tyler Gentry	Clay Dungan	Adeiny Hecavarria	Angelo Castellano
7/22	ST. PAUL	W 4-5	Samad Taylor	John Rave	Matt Beatty	Nick Loftin	Nate Eaton	Tyler Gentry	Brewer Hicklen	Clay Dungan	Angelo Castellano
7/23	ST. PAUL	W 3-1	Samad Taylor	Nick Loftin	John Rave	Logan Porter	CJ Alexander	Tucker Bradley	Tyler Gentry	Clay Dungan	Angelo Castellano
7/25	@ Columbus	L 10-2	Samad Taylor	Tucker Bradley	Logan Porter	John Rave	Nate Eaton	CJ Alexander	Nick Loftin	Tyler Gentry	Adeiny Hecavarria
7/26	@ Columbus	W 5-2	Samad Taylor	John Rave	Nate Eaton	CJ Alexander	Brewer Hicklen	Clay Dungan	Angelo Castellano	Clay Dungan	Jermaine Palacios
7/27	@ Columbus	W 5-2	Samad Taylor	John Rave	Nick Loftin	Logan Porter	CJ Alexander	Nate Eaton	Tucker Bradley	Tyler Gentry	Adeiny Hecavarria
7/28	@ Columbus	L 6-3	Clay Dungan	Matt Beatty	Nick Loftin	John Rave	Logan Porter	Tucker Bradley	Adeiny Hecavarria	Clay Dungan	Angelo Castellano
7/29	@ Columbus	L 6-3	Nate Eaton	Matt Beatty	Nick Loftin	John Rave	Logan Porter	Tucker Bradley	Adeiny Hecavarria	Clay Dungan	Angelo Castellano
7/30	@ Columbus	W 7-5	Clay Dungan	Matt Beatty	Nick Loftin	Logan Porter	Nate Eaton	Tyler Gentry	Brewer Hicklen	Adeiny Hecavarria	Angelo Castellano
8/1	@ Louisville	L 3-2	Tucker Bradley	John Rave	Nick Loftin	Logan Porter	Nate Eaton	CJ Alexander	Clay Dungan	Adeiny Hecavarria	Angelo Castellano
8/3	@ Louisville	W 11-2	John Rave	John Rave	Nick Loftin	Logan Porter	Nate Eaton	Clay Dungan	Adeiny Hecavarria	Angelo Castellano	Angelo Castellano
8/4	@ Louisville	L 8-3	John Rave	Nick Loftin	Nelson Velazquez	Devin Mann	Logan Porter	Tyler Gentry	CJ Alexander	Clay Dungan	Angelo Castellano
8/5	@ Louisville	L 5-1	Tucker Bradley	Nick Loftin	Devin Mann	Nelson Velazquez	Logan Porter	Tyler Gentry	CJ Alexander	Brewer Hicklen	Angelo Castellano
8/6	@ Louisville	L 5-4	Clay Dungan	Nick Loftin	Devin Mann	Nelson Velazquez	John Rave	Nate Eaton	Adeiny Hecavarria	Clay Dungan	Angelo Castellano
8/7	@ Louisville	L 8-2	John Rave	Nick Loftin	Devin Mann	Nelson Velazquez	Logan Porter	Nate Eaton	Adeiny Hecavarria	Clay Dungan	Angelo Castellano
8/9	IOWA	L 20-1	John Rave	Nick Loftin	Devin Mann	Tyler Gentry	Logan Porter	Nelson Velazquez	CJ Alexander	Adeiny Hecavarria	Tucker Bradley
8/10	IOWA	L 10-3	Brewer Hicklen	Nick Loftin	Devin Mann	Tyler Gentry	Logan Porter	Nate Eaton	Adeiny Hecavarria	Clay Dungan	Angelo Castellano
8/11	IOWA	L 9-4	John Rave	Nick Loftin	Devin Mann	Logan Porter	Tyler Gentry	Brewer Hicklen	CJ Alexander	Angelo Castellano	Tucker Bradley
8/15	TOLEDO	W 11-8	Clay Dungan	Nick Loftin	Devin Mann	Tyler Gentry	Logan Porter	Brewer Hicklen	Tucker Bradley	Adeiny Hecavarria	Angelo Castellano
8/16	@ Toledo	L 8-2	Bubba Thompson	Edward Olivares	Nick Loftin	Devin Mann	John Rave	Tyler Gentry	Logan Porter	Nate Eaton	Clay Dungan
8/17	@ Toledo	L 4-2	Bubba Thompson	Edward Olivares	Nick Loftin	Nick Pratto	Devin Mann	John Rave	Tyler Gentry	Nate Eaton	Clay Dungan
8/18	@ Toledo	L 5-0	Clay Dungan	Edward Olivares	Nick Loftin	Nick Pratto	Nate Eaton	Tyler Gentry	Logan Porter	CJ Alexander	Angelo Castellano
8/19	@ Toledo	W 5-3	Bubba Thompson	Devin Mann	Nick Pratto	Nick Loftin	John Rave	Nate Eaton	Logan Porter	Clay Dungan	Angelo Castellano
8/20	@ Toledo	L 12-0	Bubba Thompson	Edward Olivares	Nick Pratto	Nick Loftin	John Rave	Nate Eaton	Logan Porter	Clay Dungan	Angelo Castellano
8/22	ST. PAUL	W 14-4	Bubba Thompson	John Rave	Edward Olivares	Nick Pratto	Nick Loftin	Devin Mann	Nate Eaton	Logan Porter	Clay Dungan
8/23	ST. PAUL	L 6-4	Bubba Thompson	John Rave	Edward Olivares	Nick Pratto	Nick Loftin	Devin Mann	Tyler Gentry	CJ Alexander	Angelo Castellano
8/24	ST. PAUL	L 10-7	Bubba Thompson	Edward Olivares	Nick Loftin	Devin Mann	Tyler Gentry	Nate Eaton	Clay Dungan	Clay Dungan	Angelo Castellano
8/25	ST. PAUL	L 9-2	Clay Dungan	Nick Loftin	Devin Mann	John Rave	Tyler Gentry	Nate Eaton	Logan Porter	CJ Alexander	Angelo Castellano
8/26	@ Louisville	L 7-3	Bubba Thompson	Edward Olivares	Devin Mann	Logan Porter	Nick Loftin	John Rave	Clay Dungan	CJ Alexander	Angelo Castellano
8/27	ST. PAUL	W 5-3	Bubba Thompson	Edward Olivares	Nick Loftin	John Rave	Devin Mann	Nate Eaton	Clay Dungan	Clay Dungan	Angelo Castellano
8/29	LOUISVILLE	W 4-3	Bubba Thompson	Edward Olivares	Nick Loftin	Devin Mann	Logan Porter	Nate Eaton	Clay Dungan	Clay Dungan	Angelo Castellano
8/30	LOUISVILLE	W 4-2	Bubba Thompson	Nick Pratto	Edward Olivares	Nick Loftin	Devin Mann	John Rave	Logan Porter	Tyler Gentry	Angelo Castellano
8/31	LOUISVILLE	L 5-4	Bubba Thompson	Nick Pratto	Edward Olivares	Devin Mann					

DATE	OPPONENT	RESULT	IP	H	R	ER	BB	SO	2B	3B	HR	TB	AVG	WHIP	WP	BK	HB	GIDP	IBB	TBF	SV	SVO	ERA (SEASON)
3/31	@ Indianapolis	W 8-6	9.0	11	6	1	2	7	4	0	1	18	(.297)	(1.44)	0	1	1	1	0	40	1	0	6.00
4/1	@ Indianapolis	W 12-1	9.0	5	1	0	2	8	4	0	1	6	(.185)	(0.78)	0	1	1	1	0	31	0	0	3.50
4/2	@ Indianapolis	W 8-3	9.0	11	3	3	5	10	1	1	1	17	(.314)	(1.78)	0	0	0	3	0	40	0	0	3.33
4/4	TOLEDO	L 9-2	9.0	12	9	9	4	8	6	0	3	27	(.324)	(1.78)	0	0	0	1	0	41	0	0	4.75
4/5	TOLEDO	L 7-6	9.0	12	7	6	8	10	3	0	1	18	(.316)	(1.89)	1	0	0	2	0	43	0	0	5.00
4/6	TOLEDO	L 8-3	12.0	10	8	8	5	12	7	1	1	22	(.286)	(2.00)	0	0	0	2	1	44	0	0	5.00
4/7	TOLEDO	W 9-4	9.0	9	4	4	5	8	0	2	1	16	(.250)	(1.56)	1	0	1	0	0	42	0	0	5.29
4/8	TOLEDO	W 13-8	9.0	13	8	7	4	8	2	0	0	15	(.317)	(1.89)	0	1	2	1	0	47	0	0	5.50
4/9	TOLEDO	L 8-2	9.0	13	8	6	4	10	2	0	3	24	(.317)	(1.89)	0	0	1	1	0	46	0	0	5.56
4/11	@ Iowa	L 9-6	8.0	9	9	9	7	8	3	0	2	18	(.226)	(1.75)	0	0	1	0	0	37	0	0	5.97
4/12	@ Iowa	W 10-6	9.0	8	6	2	2	10	7	1	1	16	(.235)	(1.11)	0	0	1	0	0	37	0	0	5.97
4/13	@ Iowa	L 14-1	8.0	15	14	12	4	8	7	0	2	28	(.375)	(2.38)	0	0	2	0	0	46	0	0	6.54
4/14	@ Iowa	W 11-8	9.0	11	8	7	4	14	2	0	2	19	(.297)	(1.67)	1	0	2	0	1	45	1	1	6.57
4/18	GWINNETT	L 4-1	9.0	6	4	4	6	3	0	0	0	8	(.207)	(1.33)	2	0	0	0	0	39	0	0	6.39
4/19	GWINNETT	L 6-2	9.0	10	6	6	1	9	3	0	2	19	(.286)	(1.22)	0	0	0	1	0	36	0	0	6.36
4/20	GWINNETT	L 8-3	9.0	10	9	7	5	7	4	0	1	16	(.286)	(1.67)	0	0	0	1	0	41	0	0	5.95
4/21	GWINNETT	L 7-3	9.0	11	7	4	4	8	4	0	1	18	(.297)	(1.67)	4	1	0	2	0	42	0	0	6.20
4/22	GWINNETT	L 5-2	9.0	10	5	4	5	5	1	0	1	14	(.294)	(1.67)	0	0	2	1	0	42	0	0	6.08
4/23	GWINNETT	W 5-3	9.0	8	3	3	3	5	2	1	0	10	(.229)	(1.22)	2	0	0	1	0	39	1	1	5.91
4/25	@ Nashville	L 8-3	8.0	11	8	8	3	5	2	1	2	21	(.333)	(1.75)	0	0	0	0	0	38	0	0	6.05
4/26	@ Nashville	L 5-0	8.0	11	5	5	3	5	3	0	1	17	(.333)	(1.75)	0	0	0	0	0	37	0	0	6.03
4/27	@ Nashville	W 2-1	9.0	6	1	1	1	5	10	1	0	7	(.200)	(1.22)	0	0	1	1	0	36	1	1	5.80
4/28	@ Nashville	L 4-3	8.2	7	4	3	4	7	1	0	0	8	(.233)	(1.27)	0	0	0	3	0	34	0	1	5.68
4/29	@ Nashville	L 6-5 (10)	9.1	13	6	5	6	9	2	0	1	18	(.325)	(2.04)	0	0	1	0	0	48	0	1	5.65
4/30	@ Nashville	W 10-6	9.0	9	6	6	6	9	1	0	1	13	(.257)	(1.56)	3	0	1	0	0	42	0	1	5.66
5/2	LOUISVILLE	L 10-9	9.0	14	10	10	5	8	18	0	0	18	(.368)	(2.11)	0	0	0	1	0	45	0	0	5.85
5/3	LOUISVILLE	L 7-4	9.0	11	7	6	4	10	0	0	3	20	(.306)	(1.67)	0	0	1	1	0	41	0	0	5.84
5/4	LOUISVILLE	L 12-10	9.0	13	12	10	4	8	1	1	6	34	(.333)	(1.89)	0	0	0	1	0	43	0	0	5.99
5/5	LOUISVILLE	W 6-2	9.0	7	2	2	3	8	1	0	1	11	(.219)	(1.11)	0	0	0	0	0	36	1	1	5.85
5/6	LOUISVILLE	W 11-9	9.0	13	9	9	9	7	9	4	2	23	(.333)	(1.78)	0	0	1	0	0	42	1	1	5.95
5/7	LOUISVILLE	L 4-3	9.0	6	4	4	4	10	2	0	2	11	(.188)	(1.44)	0	0	1	0	0	39	0	0	5.64
5/9	@ Scranton/WB	L 14-2	8.0	18	14	13	5	6	4	0	4	34	(.486)	(2.88)	1	1	2	4	0	45	0	0	6.14
5/10	@ Scranton/WB	L 4-3	8.0	4	4	4	4	8	9	1	0	8	(.160)	(1.50)	0	0	1	2	0	34	0	0	6.09
5/11	@ Scranton/WB	W 4-3 (11)	11.0	8	4	4	3	6	15	3	0	0	7	(.127)	(1.27)	1	0	1	2	44	0	1	5.96
5/12	@ Scranton/WB	W 3-2	9.0	4	4	2	2	5	8	0	0	7	(.107)	(1.00)	0	0	0	1	0	25	1	1	5.85
5/13	@ Scranton/WB	W 8-6	9.0	10	8	8	3	5	8	0	0	17	(.333)	(1.75)	0	0	0	2	0	38	0	0	5.92
5/14	@ Scranton/WB	W 6-3	9.0	9	3	3	5	13	1	0	2	16	(.250)	(1.56)	0	0	0	0	0	41	1	2	5.84
5/16	TOLEDO	L 9-2	9.0	12	9	7	3	11	3	0	3	24	(.308)	(1.67)	2	0	0	1	0	42	0	0	5.87
5/17	TOLEDO	W 16-8	9.0	14	8	8	2	14	2	0	3	25	(.341)	(1.78)	1	0	0	0	0	43	0	0	5.92
5/18	TOLEDO	W 9-0	9.0	3	0	0	0	1	0	0	0	4	(.000)	(0.78)	0	0	1	2	0	32	0	0	5.70
5/19	TOLEDO	W 5-1	9.0	6	1	0	4	7	2	0	0	8	(.188)	(1.11)	1	0	0	1	0	36	0	0	5.63
5/20	TOLEDO	L 4-1	9.0	5	4	4	8	8	0	0	0	5	(.179)	(1.44)	0	0	2	1	0	39	0	0	5.59
5/21	TOLEDO	W 8-4	9.0	15	4	4	1	6	6	0	2	27	(.382)	(1.78)	0	0	2	2	0	42	0	0	5.56
5/23	@ St. Paul	W 6-1	9.0	6	1	1	2	7	1	0	0	7	(.182)	(0.89)	0	0	0	0	0	35	0	0	5.45
5/24	@ St. Paul	L 6-5	8.0	9	6	6	6	13	2	0	0	11	(.273)	(1.88)	0	0	0	0	0	39	0	0	5.48
5/25	@ St. Paul	L 8-6	9.0	10	8	8	5	6	7	1	0	18	(.313)	(1.88)	0	0	1	1	0	38	0	0	5.48
5/26	@ St. Paul	W 6-4	9.0	8	4	4	7	7	1	0	1	12	(.250)	(1.67)	0	0	1	1	0	40	1	1	5.45
5/27	@ St. Paul	L 14-1	8.0	16	14	11	6	12	2	1	2	26	(.381)	(2.75)	0	0	0	0	0	48	0	0	5.58
5/28	@ St. Paul	L 10-6	8.0	9	10	10	6	3	7	1	0	2	(.290)	(1.50)	0	0	1	0	0	36	0	1	5.60
5/29	MEMPHIS	W 10-6	9.0	16	6	6	8	10	6	0	0	19	(.394)	(1.67)	0	0	0	0	0	41	1	1	5.61
5/31	MEMPHIS	L 9-4	9.0	11	9	7	4	10	1	0	6	30	(.282)	(1.67)	0	0	0	0	0	44	0	0	5.64
6/1	MEMPHIS	L 12-6	9.0	11	12	12	11	8	2	0	3	22	(.297)	(2.44)	0	0	0	1	0	48	0	0	5.76
6/2	MEMPHIS	W 10-9 (10)	10.0	12	9	7	7	10	2	0	1	17	(.300)	(1.90)	0	0	0	3	0	48	0	1	5.72
6/3	MEMPHIS	L 4-2	9.0	6	4	3	1	9	1	0	1	10	(.176)	(0.78)	2	0	0	0	0	35	0	0	5.72
6/4	MEMPHIS	L 6-5	9.0	9	6	6	7	10	2	1	0	10	(.257)	(1.78)	1	0	0	1	0	42	7	1	5.73
6/6	@ Indianapolis	W 4-2	9.0	7	4	4	6	12	0	0	0	9	(.219)	(1.44)	0	0	0	0	0	40	1	1	5.73
6/7	@ Indianapolis	W 9-7	9.0	10	7	7	4	13	3	1	1	18	(.286)	(1.56)	0	0	0	1	0	39	0	0	5.68
6/8	@ Indianapolis	W 15-7	9.0	11	7	7	8	7	3	0	1	17	(.306)	(2.11)	0	0	0	1	0	44	0	0	5.70
6/9	@ Indianapolis	W 6-2	9.0	8	2	2	1	12	1	0	1	12	(.216)	(1.00)	0	0	0	0	0	38	0	0	5.64
6/10	@ Indianapolis	W 5-3	9.0	8	5	5	6	10	1	0	0	9	(.242)	(2.00)	1	0	0	0	0	44	1	1	5.63
6/13	COLUMBUS	W 6-1	9.0	8	5	5	6	10	3	0	0	15	(.250)	(1.67)	0	0	1	0	0	43	1	0	5.54
6/14	COLUMBUS	W 6-1	9.0	4	1	1	6	11	0	0	0	4	(.133)	(1.11)	0	0	1	0	0	38	0	0	5.49
6/15	COLUMBUS	W 4-2	9.0	5	2	2	1	4	0	0	2	11	(.161)	(0.67)	0	0	1	1	0	33	1	1	5.49
6/16	COLUMBUS	W 4-1	9.0	6	1	1	3	6	0	0	0	6	(.194)	(1.00)	0	0	0	3	0	34	0	0	5.42
6/17	COLUMBUS	W 13-4	9.0	11	4	4	4	7	1	0	0	18	(.297)	(1.67)	1	0	0	1	0	40	0	0	5.42
6/18	COLUMBUS	W 6-4	9.0	6	4	4	5	9	2	0	0	10	(.194)	(1.22)	2	0	0	0	0	37	1	1	5.37
6/20	@ Rochester	L 5-4	8.0	7	5	5	5	13	1	0	1	11	(.233)	(1.50)	1	1	1	0	0	36	0	1	5.38
6/21	@ Rochester	W 7-3	9.0	7	3	2	2	8	1	0	1	11	(.219)	(1.00)	1	0	0	0	0	36	0	0	5.33
6/22	@ Rochester	W 9-4	9.0	8	4	4	5	7	1	0	3	18	(.229)	(1.44)	1	0	0	0	0	40	0	0	5.31
6/23	@ Rochester	W 10-7	9.0	10	6	6	8	10	1	0	1	18	(.267)	(1.11)	0	0	2	2	0	43	1	1	5.38
6/2																							



DATE	OPPONENT	RESULT	AB	R	H	TB	2B	3B	HR	XBH	RBI	BB	IBB	SO	SB	CS	HBP	SAC	SF	GDP	LOB	AVG (SEASON)	
3/31	@ Indianapolis	W 8-5	40	8	12	16	2	1	0	2	8	9	0	12	3	0	0	0	0	0	14	300	
4/1	@ Indianapolis	W 12-1	42	12	16	24	2	0	0	2	12	6	0	10	3	0	0	0	0	2	11	341	
4/2	@ Indianapolis	W 8-3	39	8	12	22	1	0	3	4	8	4	0	5	2	0	1	0	0	0	9	331	
4/4	TOLEDO	L 9-2	29	2	6	12	1	1	1	3	2	6	0	7	2	0	1	0	0	4	6	307	
4/5	TOLEDO	L 7-6	34	6	8	18	3	0	3	4	6	3	0	12	1	1	1	0	0	1	6	293	
4/6	TOLEDO	W 5-2	37	5	12	15	0	1	2	3	3	3	0	12	2	1	0	0	0	3	1	280	
4/7	TOLEDO	W 9-4	34	9	12	18	3	0	1	4	8	4	0	11	0	0	0	0	1	1	6	292	
4/8	TOLEDO	W 13-8	36	13	12	26	2	0	4	6	13	5	0	9	0	0	0	0	0	0	4	297	
4/9	TOLEDO	L 8-2	33	2	6	11	2	0	0	3	2	1	0	12	0	0	2	0	0	0	12	285	
4/11	@ Iowa	L 9-6	38	6	10	20	4	0	2	6	10	3	0	6	0	1	1	0	0	0	6	286	
4/12	@ Iowa	W 10-5	38	10	12	29	5	0	4	10	10	3	0	9	1	1	0	0	0	1	4	286	
4/13	@ Iowa	L 14-1	31	1	6	12	3	0	1	4	1	1	0	4	0	1	0	0	0	1	4	279	
4/14	@ Iowa	W 11-8	38	11	11	14	3	0	0	3	10	7	0	7	5	1	2	0	1	0	10	280	
4/18	WINNETT	L 4-1	31	1	7	10	3	0	0	3	1	3	0	10	0	1	0	0	1	1	5	277	
4/19	WINNETT	L 6-2	31	2	6	14	2	0	2	4	2	3	0	7	3	0	0	0	0	1	5	272	
4/20	WINNETT	L 9-3	27	3	8	14	2	0	0	3	11	4	0	10	2	0	0	0	0	1	10	264	
4/21	WINNETT	L 7-3	35	3	9	13	1	0	1	2	3	4	0	8	1	0	0	0	0	1	9	264	
4/22	WINNETT	L 5-2	27	2	4	8	1	0	1	2	2	4	0	8	0	1	0	0	0	3	2	259	
4/23	WINNETT	W 5-3	31	5	12	15	3	0	0	3	5	4	0	12	0	1	0	0	0	0	3	265	
4/25	@ Nashville	L 8-3	29	3	5	6	1	0	0	1	3	3	0	7	3	0	0	0	0	2	3	261	
4/26	@ Nashville	L 5-0	30	0	4	5	1	0	0	1	0	2	0	7	3	0	0	0	0	0	2	255	
4/27	@ Nashville	W 2-1	33	2	8	13	2	0	1	3	2	2	0	11	2	0	1	0	0	1	7	255	
4/28	@ Nashville	L 4-3	30	3	5	5	0	0	0	0	2	3	0	9	3	1	0	0	0	1	3	251	
4/29	@ Nashville	L 6-5 (10)	37	5	8	15	4	0	1	5	4	3	0	7	3	0	0	0	0	2	6	250	
4/30	@ Nashville	W 10-6	34	10	11	23	3	0	3	6	10	7	0	7	3	0	1	1	3	1	9	253	
5/2	LOUISVILLE	L 9-4	33	4	9	14	2	0	1	3	4	1	0	13	0	1	0	0	0	1	10	253	
5/3	LOUISVILLE	L 7-4	34	4	10	13	3	0	0	3	4	2	0	6	0	0	0	0	0	3	5	252	
5/4	LOUISVILLE	L 12-10	40	10	11	17	3	0	1	4	8	4	0	6	6	0	1	0	1	0	9	253	
5/5	LOUISVILLE	W 6-0	30	6	5	12	1	0	2	3	6	3	0	10	3	0	0	0	0	0	3	253	
5/6	LOUISVILLE	W 11-9	31	11	12	16	2	0	1	2	10	6	0	10	2	0	1	4	1	1	0	254	
5/7	LOUISVILLE	L 8-6	37	8	17	1	1	0	1	2	4	3	0	10	2	0	0	0	0	3	7	253	
5/9	@ Scranton/WB	L 14-2	31	2	4	8	1	0	1	2	1	0	0	5	0	0	0	0	0	1	2	250	
5/10	@ Scranton/WB	L 4-3	30	3	5	11	1	1	1	3	3	7	0	8	3	1	1	0	1	0	9	248	
5/11	@ Scranton/WB	W 4-3 (11)	36	4	8	10	2	0	1	2	2	4	0	9	3	0	1	0	0	2	6	243	
5/12	@ Scranton/WB	W 5-2	32	3	8	10	2	0	0	2	3	2	0	7	1	1	0	0	0	1	0	5	243
5/13	@ Scranton/WB	L 14-4	37	6	14	21	4	0	0	5	6	1	0	8	3	1	0	0	0	0	6	248	
5/14	@ Scranton/WB	W 6-3	33	6	7	20	2	1	3	6	5	6	0	13	2	1	0	0	0	0	6	247	
5/16	TOLEDO	L 9-2	36	2	9	10	1	0	0	1	2	8	0	12	2	0	0	0	0	0	15	247	
5/17	TOLEDO	W 16-8	41	16	18	34	7	0	3	10	15	5	0	9	3	0	2	0	0	1	8	253	
5/18	TOLEDO	W 9-0	38	9	14	20	3	0	4	9	8	0	0	6	0	0	1	0	0	2	8	258	
5/19	TOLEDO	W 5-1	32	5	12	18	4	0	1	0	5	8	0	7	5	1	1	0	0	1	9	258	
5/20	TOLEDO	L 4-1	29	1	2	2	0	0	0	0	1	7	0	16	2	0	0	0	0	0	8	255	
5/21	TOLEDO	W 8-4	35	8	12	28	2	1	4	7	7	6	0	6	2	0	0	0	0	1	7	257	
5/23	@ St. Paul	W 6-1	35	6	11	15	0	0	1	6	5	6	0	11	1	1	0	0	0	2	7	258	
5/24	@ St. Paul	L 6-5	38	5	11	15	0	1	2	5	6	0	0	12	1	1	0	0	0	1	12	258	
5/25	@ St. Paul	L 8-6	36	6	10	16	3	0	1	4	6	0	0	6	6	0	2	0	0	1	12	259	
5/26	@ St. Paul	W 6-4	32	6	8	9	1	0	0	1	3	8	0	7	7	1	1	0	0	2	8	259	
5/27	@ St. Paul	L 14-1	28	1	6	9	0	0	1	1	1	7	0	8	0	2	1	0	0	4	8	258	
5/28	@ St. Paul	L 10-6	34	6	11	12	1	0	0	1	5	3	0	5	2	0	0	0	0	4	8	260	
6/1	MEMPHIS	L 12-6	34	7	12	24	4	0	1	2	12	5	0	12	0	0	1	0	0	1	8	261	
6/2	MEMPHIS	W 10-9 (10)	37	4	9	9	0	0	0	3	1	0	0	10	3	0	1	0	0	1	8	261	
6/3	MEMPHIS	L 12-6	34	6	9	20	2	0	3	5	6	6	0	10	1	0	0	0	0	2	8	261	
6/4	MEMPHIS	W 10-9 (10)	40	10	13	20	4	0	1	5	9	3	0	8	4	1	0	2	1	0	8	263	
6/5	MEMPHIS	L 4-2	31	2	6	10	1	0	0	1	6	0	0	11	0	0	0	0	0	1	8	261	
6/6	@ Indianapolis	L 6-5	37	5	12	13	2	0	0	3	4	2	0	8	2	0	0	1	0	0	11	263	
6/7	@ Indianapolis	W 9-7	32	9	10	16	3	0	1	4	9	10	0	7	5	0	1	0	2	2	10	263	
6/8	@ Indianapolis	W 15-7	36	15	12	18	3	0	1	4	15	11	0	11	4	0	0	0	3	0	8	264	
6/9	@ Indianapolis	W 6-2	39	6	13	19	3	0	1	4	6	0	0	8	2	0	1	0	0	1	7	266	
6/10	@ Indianapolis	W 5-3	37	9	12	18	3	0	1	4	8	10	0	11	5	0	1	0	0	1	13	267	
6/13	COLUMBUS	W 6-1	29	6	7	14	1	0	2	3	6	4	0	10	2	0	1	0	0	1	4	265	
6/14	COLUMBUS	W 6-1	26	6	5	16	2	0	3	5	6	6	0	7	2	0	1	1	1	0	5	265	
6/15	COLUMBUS	W 4-2	29	4	6	8	0	1	0	1	4	3	0	8	2	0	1	0	1	0	6	265	
6/16	COLUMBUS	W 4-2	30	4	10	18	5	0	1	6	4	3	0	7	0	1	0	0	0	1	5	266	
6/17	COLUMBUS	W 13-4	37	13	15	23	2	0	1	6	13	0	0	10	0	0	0	0	0	1	10	268	
6/18	COLUMBUS	W 6-3	34	6	13	23	4	0	2	6	6	1	0	7	1	0	2	0	0	1	7	270	
6/20	@ Rochester	L 5-4	31	4	7	8	1	0	0	1	4	7	0	10	0	2	0	0	1	1	8	269	
6/21	@ Rochester	W 7-3	35	7	10	13	3	0	0	3	6	6	0	8	0	0	0	0	0	2	7	269	
6/22	@ Rochester	W 9-4	37	8	11	16	2	0	1	3	7	3	0	12	2	0	1	0	0	1	6	270	
6/23	@ Rochester	L 3-2	33	3	7	12	0	0	0	1	3	3	0	8	1	0	0	0	0	0	8	268	
6/24	@ Rochester	L 3-2	30	2	5	11	1	1	1	3	2	6	0	11	1	0	0	1	0	1	8	268	
6/25	@ Rochester	W 7-3	33	7	9	10	1	0	0	1	6	7	0	10	3	1	0	0	2	1	8	268	
6/28	IOWA	L 9-2	30	2	5	6	1	0	0	1	2	3	0	9	1	0	0	1	0	1	5	267	
6/29	IOWA	W 3-0	34	8	12	28	5	1	0	9	8	7	1	12	1	1	0	0	0	1	11	268	
7/1	IOWA	W 5-3	30	5	9	12	0	0	0	3	3	0	0	9	1	0	0	0	0	1	10	268	
7/2 [G1]	IOWA	W 11-1 (7)	31	11	16	27	5	0	2	7	11	3	0	10	0	0	1	0	0	2	6	270	
7/2 [G2]	IOWA	L 6-2 (7)	26	2	6	11	2	0	1	3	1	0	0	7	1	1	0	0	0	0	3	270	
7/3	IOWA	L 7-6	32	6	5	9	1	0	1	2	1	2											

## HITTING

SERIES	OPPONENT	DATES	AVG	G	AB	R	H	TB	2B	3B	HR	RBI	BB	IBB	SO	SB	CS	OBP	SLG	OPS	PA	SAC	SF	HBP	GIDP
SERIES 1	@ Indianapolis	3/31 - 4/2	.331	3	121	28	40	62	5	1	5	28	19	0	27	10	0	.420	.512	.932	143	0	2	1	0
SERIES 2	TOLEDO	4/4 - 4/9	.258	6	198	37	51	100	9	2	12	34	28	0	61	5	2	.355	.505	.860	231	0	2	3	7
SERIES 3	@ Iowa	4/11 - 4/16	.269	4	145	28	39	75	15	0	7	27	12	0	26	6	2	.335	.517	.852	161	0	1	3	1
SERIES 4	GWINNETT	4/18 - 4/23	.225	6	182	16	41	64	11	0	4	16	29	0	50	11	3	.330	.352	.682	215	0	3	1	7
SERIES 5	@ Nashville	4/25 - 4/30	.212	6	193	23	41	67	11	0	5	21	20	0	52	11	1	.292	.347	.639	220	1	3	3	9
SERIES 6	LOUISVILLE	5/2 - 5/7	.256	6	203	38	52	84	10	2	6	35	24	0	48	13	2	.349	.414	.763	236	1	2	6	4
SERIES 7	@ Scranton/WB	5/9 - 5/14	.211	6	199	24	42	78	11	2	7	20	20	0	50	12	4	.290	.392	.682	224	0	2	3	3
SERIES 8	TOLEDO	5/16 - 5/21	.321	6	209	45	67	112	17	2	8	42	38	0	56	14	1	.433	.536	.969	252	0	1	4	5
SERIES 9	@ St. Paul	5/23 - 5/28	.276	6	203	30	56	79	11	0	4	26	35	0	49	16	4	.391	.389	.780	243	0	1	4	14
SERIES 10	MEMPHIS	5/30 - 6/4	.286	6	213	34	61	93	12	1	6	28	24	0	52	10	3	.365	.437	.802	243	2	1	3	7
SERIES 11	@ Indianapolis	6/6 - 6/11	.311	5	177	43	55	84	14	0	5	42	33	1	39	21	1	.414	.475	.889	221	1	7	3	3
SERIES 12	COLUMBUS	6/13 - 6/18	.303	6	185	39	56	102	14	1	10	39	26	0	49	7	1	.397	.551	.948	220	1	3	5	4
SERIES 13	@ Rochester	6/20 - 6/25	.246	6	199	32	49	70	10	1	3	28	31	0	59	6	3	.349	.352	.701	237	2	3	2	6
SERIES 14	IOWA	6/28 - 7/3	.279	6	190	34	53	93	17	1	7	30	23	1	57	5	2	.364	.489	.853	218	1	1	3	4
SERIES 15	@ Gwinnett	7/4 - 7/9	.250	5	168	22	42	73	12	2	5	21	20	0	44	10	3	.325	.435	.760	191	0	3	0	3
SERIES 16	INDIANAPOLIS	7/14 - 7/16	.280	3	107	17	30	56	2	0	8	16	12	0	24	1	0	.364	.523	.887	121	0	0	2	1
SERIES 17	ST. PAUL	7/18 - 7/23	.254	6	193	26	49	75	12	4	2	25	23	2	39	7	1	.336	.389	.725	220	0	2	2	3
SERIES 18	@ Columbus	7/25 - 7/30	.230	6	200	29	46	84	8	0	10	27	38	0	43	3	4	.357	.420	.777	244	0	3	3	2
SERIES 19	@ Louisville	8/1 - 8/6	.184	6	190	16	35	50	4	1	3	14	27	0	46	8	2	.291	.263	.554	220	0	1	2	5
SERIES 20	IOWA	8/8 - 8/13	.199	5	161	14	32	65	4	1	9	14	22	0	52	2	1	.299	.404	.703	184	0	0	1	6
SERIES 21	@ Toledo	8/15 - 8/20	.246	6	207	20	51	77	11	0	5	18	22	0	72	7	4	.328	.372	.700	233	1	0	3	2
SERIES 22	ST. PAUL	8/22 - 8/27	.243	6	189	40	46	81	11	0	8	38	35	0	49	7	2	.366	.429	.795	232	0	4	4	2
SERIES 23	LOUISVILLE	8/29 - 9/3	.261	6	203	28	53	87	8	1	8	27	26	0	54	8	1	.359	.429	.788	235	1	0	5	3
SERIES 24	@ Iowa	9/5 - 9/10	.287	6	209	41	60	115	20	1	11	40	35	2	59	7	3	.386	.550	.936	251	2	4	1	3
SERIES 25	INDIANAPOLIS	9/12 - 9/17	.262	6	202	36	53	90	14	1	7	32	27	0	52	10	2	.351	.446	.797	232	1	1	1	4
SERIES 26	@ Columbus	9/19 - 9/24																							

## PITCHING

SERIES	OPPONENT	DATES	W	L	ERA	G	GS	CG	SHO	GF	HLD	SV	SVO	IP	H	R	ER	HR	HB	BB	IBB	SO	AVG	WP	BK	GIDP
SERIES 1	@ Indianapolis	3/31 - 4/2	3	0	3.33	3	3	0	0	3	0	1	1	27.0	27	10	10	2	3	9	0	25	.273	0	1	9
SERIES 2	TOLEDO	4/4 - 4/9	2	4	6.67	6	6	0	0	6	0	0	1	54.0	69	44	40	11	4	30	0	56	.303	2	1	6
SERIES 3	@ Iowa	4/11 - 4/16	2	2	9.00	4	4	0	0	4	2	1	1	34.0	41	37	34	8	6	17	1	42	.289	1	0	1
SERIES 4	GWINNETT	4/18 - 4/23	1	5	4.50	6	6	0	0	6	3	1	1	54.0	55	34	27	5	2	24	0	39	.268	10	1	6
SERIES 5	@ Nashville	4/25 - 4/30	2	4	4.85	6	6	0	0	6	6	1	4	52.0	57	30	28	5	3	26	0	43	.284	3	0	4
SERIES 6	LOUISVILLE	5/2 - 5/7	2	4	6.83	6	6	0	0	6	3	2	3	54.0	64	44	41	14	2	26	0	53	.298	4	1	2
SERIES 7	@ Scranton/WB	5/9 - 5/14	3	3	5.57	6	6	0	0	6	7	2	5	53.1	53	34	33	10	5	36	2	58	.272	3	0	9
SERIES 8	TOLEDO	5/16 - 5/21	4	2	3.83	6	6	0	1	6	3	0	0	54.0	55	26	23	8	5	22	0	55	.266	5	0	7
SERIES 9	@ St. Paul	5/23 - 5/28	2	4	5.94	6	6	0	0	6	1	1	3	50.0	58	43	33	6	3	29	0	51	.286	0	0	2
SERIES 10	MEMPHIS	5/30 - 6/4	2	4	6.71	6	6	0	0	6	4	1	3	55.0	55	46	41	13	0	39	0	56	.255	4	0	6
SERIES 11	@ Indianapolis	6/6 - 6/11	5	0	4.60	5	5	0	0	5	2	2	2	45.0	44	23	23	3	1	29	0	55	.254	1	0	4
SERIES 12	COLUMBUS	6/13 - 6/18	6	0	2.83	6	6	0	0	6	6	3	4	54.0	41	17	17	5	3	25	0	47	.209	4	0	5
SERIES 13	@ Rochester	6/20 - 6/25	4	2	3.10	6	6	0	0	6	7	1	2	52.1	46	20	18	7	3	26	1	51	.234	4	1	2
SERIES 14	IOWA	6/28 - 7/3	2	4	5.58	6	6	0	0	6	1	0	1	50.0	41	32	31	10	0	31	0	58	.225	1	0	5
SERIES 15	@ Gwinnett	7/4 - 7/9	1	4	5.14	5	5	0	0	5	1	1	4	42.0	35	29	24	5	3	27	1	41	.227	1	0	3
SERIES 16	INDIANAPOLIS	7/14 - 7/16	1	2	9.00	3	3	0	0	3	0	0	0	27.0	36	27	27	8	1	22	1	30	.330	2	0	3
SERIES 17	ST. PAUL	7/18 - 7/23	4	2	4.17	6	6	0	1	6	0	1	1	54.0	41	25	25	6	8	26	0	49	.210	5	1	2
SERIES 18	@ Columbus	7/25 - 7/30	4	2	5.19	6	6	0	0	6	4	3	3	52.0	47	31	30	9	0	27	0	53	.239	3	0	4
SERIES 19	@ Louisville	8/1 - 8/6	0	6	6.39	6	6	0	0	6	2	0	2	49.1	55	37	35	5	6	32	2	49	.284	1	0	2
SERIES 20	IOWA	8/8 - 8/13	0	5	9.80	5	5	0	0	5	1	0	2	45.0	57	54	49	15	3	38	0	51	.302	2	0	3
SERIES 21	@ Toledo	8/15 - 8/20	2	4	5.04	6	6	0	0	4	1	1	1	50.0	54	31	28	9	0	32	0	49	.278	4	0	3
SERIES 22	ST. PAUL	8/22 - 8/27	3	3	5.17	6	6	0	0	6	4	1	2	54.0	63	35	31	7	4	25	0	69	.292	6	0	4
SERIES 23	LOUISVILLE	8/29 - 9/3	3	3	4.17	6	6	0	0	6	2	1	2	54.0	60	27	25	9	5	18	0	53	.286	5	0	11
SERIES 24	@ Iowa	9/5 - 9/10	4	2	5.88	6	6	0	0	6	2	1	1	52.0	59	37	34	13	1	33	1	58	.284	4	0	7
SERIES 25	INDIANAPOLIS	9/12 - 9/17	3	3	4.17	6	6	0	0	6	2	0	0	54.0	52	25	25	7	0	22	1	40	.249	2	0	4
SERIES 26	@ Columbus	9/19 - 9/24																								

**SERIES WINS: 8** (3 at Home, 5 on Road)

**SERIES LOSSES: 12** (7 at Home, 5 on Road)

**SERIES SPLITS: 5** (3 at Home, 2 on Road)



### STARTING PITCHERS

SERIES	OPPONENT	DATES	W	L	ERA	G	CG	SHO	IP	H	R	ER	2B	3B	HR	TB	BB	IBB	SO	WHIP	AVG	HBP	WP	BK	GDP	K/BB	NP	NS	TBF
SERIES 1	@ Indianapolis	3/31 - 4/2	0	0	6.55	3	0	0	11.0	13	8	8	2	1	2	23	4	0	13	1.55	.295	2	0	0	2	3.25	187	118	50
SERIES 2	TOLEDO	4/4 - 4/9	1	3	4.97	6	0	0	25.1	31	16	14	7	1	4	52	12	0	22	1.70	.290	0	1	0	3	1.83	484	299	120
SERIES 3	@ Iowa	4/11 - 4/16	0	2	17.51	4	0	0	12.1	20	24	24	6	0	7	47	10	0	16	2.43	.357	1	0	0	1	1.60	280	170	68
SERIES 4	GWINNETT	4/18 - 4/23	1	2	3.55	6	0	0	33.0	29	17	13	6	2	2	45	14	0	21	1.30	.246	0	3	0	5	1.50	514	321	137
SERIES 5	@ Nashville	4/25 - 4/30	1	2	5.23	6	0	0	31.0	32	18	18	8	1	4	54	11	0	20	1.39	.274	1	1	0	2	1.82	534	348	132
SERIES 6	LOUISVILLE	5/2 - 5/7	1	3	8.13	6	0	0	27.2	37	25	25	5	1	10	74	9	0	21	1.66	.325	1	0	0	1	2.33	478	308	125
SERIES 7	@ Scranton/WB	5/9 - 5/14	1	1	5.92	6	0	0	24.1	28	16	16	8	0	5	51	15	0	24	1.77	.298	2	0	0	2	1.60	458	279	111
SERIES 8	TOLEDO	5/16 - 5/21	1	1	5.26	6	0	0	25.2	32	15	15	9	0	6	59	12	0	20	1.71	.311	1	2	0	4	1.67	456	271	116
SERIES 9	@ St. Paul	5/23 - 5/28	2	1	3.33	6	0	0	27.0	26	10	10	5	0	0	31	10	0	21	1.33	.255	0	0	0	2	2.10	432	278	112
SERIES 10	MEMPHIS	5/30 - 6/4	1	2	6.00	6	0	0	30.0	33	23	20	6	1	10	71	14	0	29	1.57	.277	0	2	0	3	2.07	555	336	135
SERIES 11	@ Indianapolis	6/6 - 6/11	3	0	5.25	5	0	0	24.0	24	14	14	5	2	3	42	13	0	27	1.54	.258	1	0	0	2	2.08	419	253	107
SERIES 12	COLUMBUS	6/13 - 6/18	4	0	2.35	6	0	0	30.2	23	8	8	2	0	5	40	13	0	16	1.17	.211	2	1	0	5	1.23	463	288	125
SERIES 13	@ Rochester	6/20 - 6/25	3	0	2.79	6	0	0	29.0	29	11	9	6	0	5	50	7	0	25	1.24	.261	1	1	1	2	3.57	491	324	123
SERIES 14	IOWA	6/28 - 7/3	0	2	5.54	6	0	0	26.0	24	16	16	5	1	6	49	12	0	28	1.38	.250	0	0	0	3	2.33	425	263	108
SERIES 15	@ Gwinnett	7/4 - 7/9	1	0	0.86	5	0	0	21.0	15	2	2	3	0	0	18	6	0	24	1.00	.203	0	0	0	2	4.00	323	204	81
SERIES 16	INDIANAPOLIS	7/14 - 7/16	0	1	11.05	3	0	0	7.1	11	9	9	4	0	3	24	7	0	4	2.45	.367	1	0	0	2	0.57	154	89	38
SERIES 17	ST. PAUL	7/18 - 7/23	0	1	3.95	6	0	0	27.1	26	12	12	7	0	2	39	11	0	26	1.35	.245	2	2	0	1	2.36	495	314	119
SERIES 18	@ Columbus	7/25 - 7/30	3	2	4.26	6	0	0	31.2	25	15	15	2	0	7	48	12	0	24	1.17	.214	0	0	0	2	2.00	512	325	130
SERIES 19	@ Louisville	8/1 - 8/6	0	3	9.31	6	0	0	19.1	21	21	20	3	1	4	38	14	0	22	1.81	.266	2	1	0	0	1.57	381	235	97
SERIES 20	IOWA	8/8 - 8/13	0	1	6.30	5	0	0	20.0	18	14	14	5	0	7	44	14	0	27	1.60	.240	0	0	0	1	1.93	382	228	90
SERIES 21	@ Toledo	8/15 - 8/20	0	3	6.17	6	0	0	23.1	31	18	16	10	2	4	57	17	0	27	2.06	.323	0	2	0	1	1.59	443	260	113
SERIES 22	ST. PAUL	8/22 - 8/27	3	1	7.11	6	0	0	25.1	29	20	20	4	0	4	45	13	0	31	1.66	.293	1	2	0	3	2.38	448	275	115
SERIES 23	LOUISVILLE	8/29 - 9/3	2	2	4.18	6	0	0	32.1	36	16	15	5	0	7	62	10	0	29	1.42	.281	1	3	0	6	2.90	514	341	140
SERIES 24	@ Iowa	9/5 - 9/10	2	2	6.52	6	0	0	29.0	34	22	21	7	1	9	70	13	1	28	1.62	.283	0	3	0	2	2.15	554	331	133
SERIES 25	INDIANAPOLIS	9/12 - 9/17	2	2	3.82	6	0	0	33.0	33	14	14	10	0	4	55	7	0	18	1.21	.256	0	2	0	2	2.57	526	344	137
SERIES 26	@ Columbus	9/19 - 9/24																											

### RELIEVERS

SERIES	OPPONENT	DATES	W	L	ERA	G	HLD	SV	SVO	IP	H	R	ER	2B	3B	HR	TB	BB	IBB	SO	WHIP	AVG	HBP	WP	BK	GDP	K/BB	NP	NS	TBF	IR	IRS
SERIES 1	@ Indianapolis	3/31 - 4/2	3	0	1.13	3	0	1	1	16.0	14	2	2	4	0	0	18	5	0	12	1.19	.255	1	0	1	7	2.40	218	132	61	1	1
SERIES 2	TOLEDO	4/4 - 4/9	1	1	8.16	6	0	0	1	28.2	38	28	26	9	1	7	70	18	0	34	1.95	.314	4	1	1	3	1.89	579	345	143	7	5
SERIES 3	@ Iowa	4/11 - 4/16	2	0	4.15	4	2	1	1	21.2	21	13	10	8	1	1	34	7	1	26	1.29	.244	5	1	0	0	3.71	374	229	99	4	4
SERIES 4	GWINNETT	4/18 - 4/23	0	3	6.00	6	3	1	1	21.0	26	17	14	5	0	3	40	10	0	18	1.71	.299	2	7	1	1	1.80	379	235	102	5	4
SERIES 5	@ Nashville	4/25 - 4/30	1	2	4.29	6	6	1	4	21.0	25	12	10	2	0	1	30	15	0	23	1.90	.298	2	2	0	2	1.53	414	237	103	14	3
SERIES 6	LOUISVILLE	5/2 - 5/7	1	1	5.47	6	3	2	3	26.1	27	19	16	4	0	4	43	17	0	32	1.67	.267	1	4	1	1	1.88	489	293	121	9	5
SERIES 7	@ Scranton/WB	5/9 - 5/14	2	2	5.28	6	7	2	5	29.0	25	18	17	2	0	5	42	21	2	34	1.59	.248	3	3	0	7	1.62	538	318	126	12	3
SERIES 8	TOLEDO	5/16 - 5/21	3	1	2.54	6	3	0	0	28.1	23	11	8	5	0	2	34	10	0	35	1.16	.221	4	3	0	3	3.50	503	303	119	10	3
SERIES 9	@ St. Paul	5/23 - 5/28	0	3	9.00	6	1	1	3	23.0	32	33	23	5	2	6	59	19	0	30	2.22	.317	3	0	0	0	1.58	498	285	124	8	5
SERIES 10	MEMPHIS	5/30 - 6/4	1	2	7.56	6	4	1	3	25.0	22	23	21	3	0	3	34	25	0	27	1.88	.227	0	2	0	3	1.08	528	308	123	18	9
SERIES 11	@ Indianapolis	6/6 - 6/11	2	0	3.86	5	2	2	2	21.0	20	9	9	3	0	0	23	16	0	28	1.71	.250	0	1	0	2	1.75	388	237	98	14	2
SERIES 12	COLUMBUS	6/13 - 6/18	2	0	3.47	6	6	3	4	23.1	18	9	9	4	1	0	24	12	0	31	1.29	.207	1	3	0	0	2.58	385	252	101	9	3
SERIES 13	@ Rochester	6/20 - 6/25	1	2	3.47	6	7	1	2	23.1	17	9	9	4	1	2	29	19	1	26	1.54	.198	2	3	0	0	1.37	429	255	108	5	0
SERIES 14	IOWA	6/28 - 7/3	2	2	5.63	6	1	0	1	24.0	17	16	15	2	0	4	31	19	0	30	1.50	.198	0	1	0	2	1.58	434	247	107	12	2
SERIES 15	@ Gwinnett	7/4 - 7/9	0	4	9.43	5	1	1	4	21.0	20	27	22	4	0	5	39	21	1	17	1.95	.250	3	1	0	1	0.81	410	227	105	12	7
SERIES 16	INDIANAPOLIS	7/14 - 7/16	1	1	8.24	3	0	0	0	19.2	25	18	18	6	0	5	46	15	1	26	2.03	.316	0	2	0	1	1.73	388	235	96	4	1
SERIES 17	ST. PAUL	7/18 - 7/23	4	1	4.39	6	0	1	1	26.2	15	13	13	2	0	4	29	15	0	23	1.13	.169	6	3	1	1	1.53	433	256	112	15	7
SERIES 18	@ Columbus	7/25 - 7/30	1	0	6.64	6	4	3	3	20.1	22	16	15	3	1	2	33	15	0	29	1.82	.275	0	3	0	2	1.93	421	248	96	11	4
SERIES 19	@ Louisville	8/1 - 8/6	0	3	4.50	6	2	0	2	30.0	34	16	15	9	0	1	46	18	2	27	1.73	.296	4	0	0	2	1.50	570	333	139	10	5
SERIES 20	IOWA	8/8 - 8/13	0	4	12.60	5	1	0	2	25.0	39	40	35	6	1	8	71	24	0	24	2.52	.342	3	2	0	2	1.00	559	318	141	8	5
SERIES 21	@ Toledo	8/15 - 8/20	2	1	4.05	6	1	1	1	26.2	23	13	12	6	0	5	44	15	0	22	1.43	.235	0	2	0	2	1.47	451	262	115	12	3
SERIES 22	ST. PAUL	8/22 - 8/27	0	2	3.45	6	4	1	2	28.2	34	15	11	5	0	3	48	12	0	38	1.60	.291	3	4	0	1	3.17	490	308	132	9	2
SERIES 23	LOUISVILLE	8/29 - 9/3	1	1	4.15	6	2	1	2	21.2	24	11	10	2	1	2	34	8	0	24	1.48	.293	4	2	0	5	3.00	393	242	96	7	4
SERIES 24	@ Iowa	9/5 - 9/10	2	0	5.48	6	2	1	1	23.0	25	15	14	2	0	4	39	20	0	30	1.96	.284	1	1	0	5	1.50	481	282	110	11	2
SERIES 25	INDIANAPOLIS	9/12 - 9/17	1	1	4.71	6	2	0	0	21.0	19	11	11	4	0	3	32	15	1	22	1.62	.238	0	0	0	2	1.47	371	217	95	7	0
SERIES 26	@ Columbus	9/19 - 9/24																														

## 2023 STORM CHASER QUALITY STARTS (24)

STARTER (# IN 2023)		GAME	DEC	IP	H	R	ER	HR	HB	BB	IBB	SO	WP	BK	GIDP	TBF	% K/BF	NP-S	S%	FPS	FPS%	P/IP	CATCHER
1.	Jonathan Heasley (1)	4/7 vs. Toledo	W	6.0	6	2	2	1	0	2	0	5	0	0	0	26	19.2%	92-61	66.30%	19	73.08%	15.33	Fermin
2.	Mike Mayers (1)	4/18 vs. Gwinnett	—	6.0	3	1	1	0	0	2	0	2	0	0	0	23	8.7%	82-54	65.85%	13	56.52%	13.67	Fermin
3.	Jonathan Heasley (2)	4/19 vs. Gwinnett	L	7.0	7	3	3	1	0	0	0	7	0	0	1	26	26.9%	95-60	63.16%	15	57.69%	13.57	Porter
4.	Austin Cox (1)	4/27 @ Nashville	W	6.0	4	0	0	0	0	3	0	5	0	0	1	22	22.7%	101-62	61.39%	12	54.55%	16.83	Reetz
5.	Drew Parrish (1)	4/28 @ Nashville	—	6.0	1	0	0	0	0	2	0	5	0	0	1	20	25.0%	90-56	62.22%	6	30.00%	15.00	Porter
6.	Mike Mayers (2)	5/5 vs. Louisville	W	6.0	4	1	1	1	0	1	0	5	0	0	0	22	22.7%	79-55	69.62%	14	63.64%	13.17	Reetz
7.	Daniel Lynch (1)	5/23 @ St. Paul	W	6.0	3	0	0	0	0	0	0	5	0	0	0	21	23.8%	61-47	77.05%	14	66.67%	10.17	Porter
8.	Max Castillo (1)	5/28 @ St. Paul	—	6.0	4	1	1	0	0	0	0	4	0	0	0	21	19.0%	69-46	66.67%	12	57.14%	11.50	Reetz
9.	Max Castillo (2)	6/9 @ Indianapolis	W	6.0	4	1	1	1	0	1	0	8	0	0	0	25	32.0%	89-61	68.54%	16	64.00%	14.83	Reetz
10.	Jonathan Heasley (3)	6/13 vs. Columbus	—	6.0	5	2	2	1	0	2	0	4	1	0	0	25	16.0%	93-57	61.29%	15	60.00%	15.50	Reetz
11.	Max Castillo (3)	6/15 vs. Columbus	W	6.0	4	2	2	2	1	0	0	0	0	0	1	21	0.0%	75-51	68.00%	14	66.67%	12.50	Porter
12.	Anthony Veneziano (1)	6/16 vs. Columbus	W	6.1	3	0	0	0	0	3	0	2	0	0	3	23	8.7%	87-56	64.37%	14	60.87%	13.74	Briceño
13.	Max Castillo (4)	6/30 vs. Iowa	—	6.0	3	3	3	2	0	3	0	2	0	0	1	23	8.7%	89-52	58.43%	14	60.87%	14.83	Briceño
14.	Ryan Yarbrough (1)	7/4 @ Gwinnett	—	6.0	3	0	0	0	0	1	0	6	0	0	1	21	28.6%	81-50	61.73%	14	66.67%	13.50	Briceño
15.	Anthony Veneziano (2)	7/23 vs. St. Paul	—	6.0	4	1	1	0	1	0	0	5	0	0	0	23	28.6%	81-56	69.14%	15	65.22%	13.50	Porter
16.	Angel Zerpa (1)	7/26 @ Columbus	—	6.1	3	1	1	0	0	2	0	1	0	0	1	23	28.6%	92-59	64.13%	17	73.91%	14.53	Briceño
17.	Anthony Veneziano (3)	8/10 vs. Iowa	—	6.0	3	0	0	0	0	2	0	10	0	0	0	22	45.5%	104-69	66.35%	15	68.18%	17.33	Briceño
18.	Jonathan Bowlan (1)	8/30 vs. Louisville	W	6.0	5	1	1	0	0	2	0	6	0	0	2	23	26.1%	89-57	64.04%	10	43.48%	14.83	Porter
19.	Anthony Veneziano (4)	9/3 vs. Louisville	W	6.0	4	1	0	0	0	3	0	6	1	0	1	25	24.0%	96-64	66.67%	18	72.00%	16.00	Briceño
20.	Jonathan Bowlan (2)	9/5 @ Iowa	W	6.0	5	2	2	2	0	1	0	2	1	0	0	24	8.3%	93-54	58.06%	11	45.83%	15.50	Porter
21.	Max Castillo (5)	9/8 @ Iowa	—	6.1	7	1	1	1	0	2	0	6	0	0	1	27	22.2%	89-54	60.67%	14	51.85%	14.59	Porter
22.	Max Castillo (6)	9/14 vs. Indianapolis	L	6.0	8	2	2	1	0	0	0	6	1	0	0	25	24.0%	91-63	69.23%	16	64.00%	15.17	Briceño
23.	Anthony Veneziano (5)	9/15 vs. Indianapolis	—	6.0	4	1	1	0	0	2	0	3	0	0	0	22	13.6%	94-60	63.83%	13	59.09%	15.67	Cropley
24.	Jonathan Bowlan (3)	9/16 vs. Indianapolis	W	6.0	5	2	2	1	0	1	0	3	0	0	2	23	13.0%	82-52	63.41%	14	60.87%	13.67	Cropley

## 2023 REHAB ASSIGNMENTS WITH OMAHA (13)

### HITTING

PLAYER	INJURY	DATES	AVG	G	AB	R	H	TB	2B	3B	HR	RBI	BB	IBB	SO	SB	CS	OBP	SLG	OPS	PA	SAC	SF	HBP	GIDP
Drew Waters	Left oblique strain	May 9 - 24	.327	13	52	12	17	33	6	2	2	6	6	0	13	2	0	.397	.635	1.032	58	0	0	0	3
Nicky Lopez	Appendicitis	May 16 - 20	.300	3	10	1	3	4	1	0	0	1	3	0	1	1	0	.462	.400	.862	13	0	0	0	0
Kyle Isbel	Left hamstring strain	June 13 - 25	.290	9	31	7	9	17	2	0	2	6	6	0	6	0	0	.405	.548	.953	37	0	0	0	2
Michael Massey	Left hand laceration	June 30 - July 3	.182	3	11	2	2	3	1	0	0	0	1	0	3	0	0	.250	.273	.523	12	0	0	0	0
Matt Beaty	Concussion	July 19 - July 30	.250	6	20	1	5	8	0	0	1	1	2	0	0	0	0	.348	.400	.748	23	0	0	1	0
Nick Pratto	Left groin strain	August 17 - August 25	.200	5	15	3	3	3	0	0	0	1	4	0	9	0	0	.368	.200	.568	19	0	0	0	0
Nick Pratto	Left groin strain	August 30 - Sept. 6	.222	7	27	4	6	13	1	0	2	8	3	2	11	0	0	.323	.481	.804	31	0	0	1	0

### PITCHING

PLAYER	INJURY	DATES	W	L	ERA	G	GS	CG	SHO	GF	HLD	SV	SVO	IP	H	R	ER	HR	HB	BB	IBB	SO	AVG	WP	BK	GIDP	TBF
Daniel Lynch	Left rotator cuff strain	May 7 - 23	2	0	3.50	4	4	0	0	0	0	0	0	18.0	19	7	7	3	0	3	0	18	.264	1	0	0	75
Amir Garrett	L elbow valgus extension overload	June 22 - 28	0	0	10.13	3	0	0	0	0	1	0	0	2.2	3	3	3	1	0	5	0	2	.273	1	0	0	16
Ryan Yarbrough	Head fractures	June 24 - July 4	0	0	1.23	3	3	0	0	0	0	0	0	14.2	9	2	2	1	0	2	0	18	.176	0	0	1	53
Brad Keller	R shoulder impingement syndrome	June 28 - July 25	0	3	15.00	9	2	0	0	0	0	0	0	9.0	11	17	15	1	1	21	0	5	.324	3	0	1	59
Angel Zerpa	Left shoulder tendinopathy	June 28 - July 13	0	1	3.95	3	3	0	0	0	0	0	0	13.2	14	6	6	2	0	6	0	15	.264	0	0	0	59
Daniel Lynch	Left shoulder strain	September 21 - Pres.	0	0	0.00	1	1	0	0	0	0	0	0	2.0	1	0	0	0	0	1	0	0	.167	0	0	1	7



#	PITCHERS	ACTIVE DATES	CURRENT TEAM (IF NOT OMAHA)
56	Anderson, Justin	9/19-	
48	Barlow, Joe	8/5-9/1 , 9/3-	
31	Bowlan, Jonathan	6/20-9/19	KANSAS CITY ROYALS
50	Castillo, Max	3/31-5/7 , 5/16-5/19 , 5/23-7/16 , 7/20-8/14 , 8/18-	
32	Chamberlain, Christian	6/20-8/25 , 9/3-	
57, 47	Coleman, Dylan	4/13-7/5 , 8/22-	
31, 48	Cox, Austin	3/31-5/3 , 5/5-6/7 , 7/4-7/19	KANSAS CITY ROYALS (60-Day IL)
46	Cruz, Steven	7/12-8/29	KANSAS CITY ROYALS
45	Cuas, Jose	5/3-5/8	CHICAGO CUBS
36	de Geus, Brett	8/10-	
55	Dipoto, Jonah	5/3-	
24	Dye, Josh	4/12-5/2	Round Rock Express (TEX – AAA)
54	Garrett, Amir	6/22-6/30	Free Agent
38	Hearn, Taylor	7/30-8/8 , 8/29-	
62, 34, 54	Heasley, Jonathan	3/31-5/5 , 5/7-7/4 , 8/12-	
57	Hoffmann, Andrew	8/12-	
51	Keller, Brad	6/28-7/28	KANSAS CITY ROYALS (15-Day IL)
62	Klein, Will	6/13-9/5 , 9/12-	
37	Kowar, Jackson	3/31-5/16 , 5/20-6/2 , 6/24-8/1 , 8/2-8/17	KANSAS CITY ROYALS
58	Kriske, Brooks	3/31-6/18 , 7/16-7/21	Saitama Seibu Lions (NBP)
52	Lynch IV, Daniel	5/7-5/28 , 9/21-	
61	Marquez, Emilio	7/16-7/18	NW Arkansas Naturals (AA)
44	Marsh, Alec	6/13-6/30	KANSAS CITY ROYALS
46	Martinez, Marcelo	3/31-5/4 , 6/1-6/27	Sultanes de Monterrey (LMB)
21	Mayers, Mike	3/31-5/17 , 6/20-7/13	Charlotte Knights (CWS – AAA)
48, 54, 52	McArthur, James	5/8-6/24 , 6/30-8/1 , 8/2-8/4 , 8/18-9/1	KANSAS CITY ROYALS
36	Mengden, Daniel	5/6-6/27	Rochester Red Wings (WSH – AAA)
41	Núñez, Andrés	3/31-6/26	Worcester Red Sox (BOS – AAA)
53, 35	Parrish, Drew	3/31-6/20 , 8/1-8/22 , 8/29-	
40	Pennington, Walter	5/3-	
26	Poteet, Cody	9/21-	
25	Ragans, Cole	6/30-7/15 , 7/16-8/2	KANSAS CITY ROYALS
47, 45	Sisk, Evan	3/31-	
43	Snider, Collin	3/31-7/1 , 7/16-8/25	KANSAS CITY ROYALS
35	Stamont, Josh	3/31-4/14	KANSAS CITY ROYALS (60-Day IL)
48	Taylor, Josh	3/31-4/16	KANSAS CITY ROYALS (60-Day IL)
56	Veneziano, Anthony	5/19-9/19	KANSAS CITY ROYALS
44	Weiss, Ryan	3/31-5/20	Fubon Guardians (CPBL)
62	Wittgren, Nick	3/31-5/23	Tacoma Rainiers (SEA – AAA)
48	Yarbrough, Ryan	6/24-7/9	LOS ANGELES DODGERS
41	Zerpa, Angel	6/28-7/14 , 7/14-8/1	KANSAS CITY ROYALS
#	CATCHERS	ACTIVE DATES	CURRENT TEAM (IF NOT OMAHA)
60	Briceño, José	6/16-	
26	Tyler Cropley	9/14-9/18	KANSAS CITY ROYALS
41	Emshoff, Kale	9/10-9/14 , 9/18-	
4	Fermin, Freddy	3/31-4/21 , 4/28-5/2	KANSAS CITY ROYALS
14	Porter, Logan	3/31-9/11	KANSAS CITY ROYALS
25	Reetz, Jakson	3/31-6/16	Sacramento River Cats (SFG – AAA)
#	INFIELDERS	ACTIVE DATES	CURRENT TEAM (IF NOT OMAHA)
19	Alexander, CJ	3/31-6/11 , 7/14-	
45, 25	Beaty, Matt	6/13-6/18 , 7/19-8/1 , 9/12-	
12	Camargo, Johan	5/16-6/15	Free Agent
17	Castellano, Angelo	3/31-	
6	Dungan, Clay	5/4-	
11	Garcia, Maikel	3/31-5/2	KANSAS CITY ROYALS
11	Hechavarria, Adeiny	6/16-8/14	Free Agent
38	Jenista, Greyson	5/23-5/28 , 6/11-6/13	Free Agent
13	Loftin, Nick	3/31-6/1 , 7/14-9/1	KANSAS CITY ROYALS
9	Lopez, Nicky	5/16-5/22	ATLANTA BRAVES
34	Mann, Devin	8/1-	
16	Massey, Michael	6/30-7/4	KANSAS CITY ROYALS
3	McCullough, Morgan	9/1-	
22	Palacios, Jermaine	6/13-8/3	Free Agent
32, 25	Pratto, Nick	3/31-4/6 , 4/7-4/28 , 8/17-8/25 , 8/30-9/8	KANSAS CITY ROYALS
0	Taylor, Samad	3/31-6/16 , 7/4-7/9 , 7/18-7/28 , 9/3-	
9	Wallace, Paxton	6/11-6/13 , 6/23-7/12	Quad Cities River Bandits (A+)
#	OUTFIELDERS	ACTIVE DATES	CURRENT TEAM (IF NOT OMAHA)
16	Blanco, Dairon	3/31-6/12	KANSAS CITY ROYALS
3	Bradley, Tucker	3/31-8/15	NW Arkansas Naturals (AA)
26, 24	Eaton, Nate	4/24-5/5 , 5/25-6/9 , 6/16-5/23 , 6/26-	
28	Gentry, Tyler	3/31-	
18	Hicklen, Brewer	4/25-8/13 , 8/15-8/16	Lehigh Valley Iron Pigs (PHI – AAA)
8	Isbel, Kyle	6/13-6/27	KANSAS CITY ROYALS
4	Oliveras, Edward	8/13-9/1	KANSAS CITY ROYALS
7	Rave, John	6/13-	
25	Reyes, Franmil	5/2-5/8	Free Agent
8	Thompson, Bubba	8/14-	
21	Velázquez, Nelson	7/31-8/10	KANSAS CITY ROYALS
8	Waters, Drew	5/2-5/26	KANSAS CITY ROYALS

Active Players in Bold

Rehab Assignments in Red