

Columbus Clippers

Game Information

Game #70

Home Game #35

Media Relations Department - 330 Huntington Park Ln., Columbus, OH 43215 - (614)-462-5250 - aslosser@clippersbaseball.com



(29-39)

Iowa Cubs

(Chicago Cubs)

RHP Mike Hauschild (0-3, 5.96)

VS.

Columbus Clippers

(Cleveland Indians)

RHP Zack Godley (3-4, 4.63)



(30-39)

LAST GAME

July 24	R	H	E	LOB
Iowa	9	10	0	8
Columbus	5	12	0	11

W: Ben Leeper (2-1)

L: Justin Garza (1-1)

S:

HR: Gushue (7), Martini (6)

Highlights

Matt Koch turned in scoreless relief (3.1IP, 1BB, 5K). At the plate, **Owen Miller** doubled twice and had 2RBI. **Gabriel Arias** was 2x5 with a double and an RBI.

Upcoming Probables

Tuesday, July 27 at Nashville (8:05): RHP Kevin Herget (5-3, 5.19) vs. TBA
 Wednesday, July 28 at Nashville (8:05): LHP Logan Allen (0-3, 10.62) vs. TBA
 Thursday, July 29 at Nashville (8:05): RHP Heath Fillmyer (1-3, 6.81) vs. TBA
 Friday, July 30 at Nashville (8:05): RHP Brad Peacock (0-1, 9.00) vs. TBA

Today's Game

The Clippers will send RHP **Zack Godley** to the mound today, looking for his first win with Columbus (has not had more than 4.0IP as a Clipper). Iowa will counter with RHP **Mike Hauschild**. The Clippers are 26-31 (.456) against right handers this year. Hauschild has pitched against Columbus once in his career, taking it on the chin in the series opener (3.2IP, 7H, 6R, 6ER, 2BB, 2K).

vs. the Cubs

Columbus hammered the Cubs in the first series between the two this year, taking five of six in Des Moines (outscored Iowa 40-29). Individually, **Connor Marabell** has hit .379 (11x29) with 2HR and 9RBI against the Cubs in 10G, while **Nolan Jones** has hit .333 (12x36) with 4HR and 7RBI in 11G. **Trenton Brooks** is hitting .308 (12x39) with 4HR and 10RBI in 11G.

Pitching Problems

The Clippers are one of four IL teams to have posted consecutive shutouts this year (Charlotte, Durham, Toledo), blanking Indy from 7/6-7/7, but the 14G since have been a nightmare, with the Clippers allowing 120 runs (worst 14G stretch in IL, no other team has given up more than 98 in 14G; fewest number of games it has taken another IL team to allow 120 runs is 17, by Iowa from 5/22-6/10).

And the Hits and Homers

Over the last 14G the Clippers have given up 155 hits (2nd worst 14G of any IL team, Omaha allowed 162; 10+ hits in 11G) and 31HR (3rd worst of any IL team, Jacksonville, 33HR, Iowa, 32HR). The Clippers have given up at least 10 hits in 33G this season, six more than any other team (8-25 in those games). The staff is tied with Iowa for most games giving up at least 3HR (15; 0-15 in those games).

Brooks Was There

Trenton Brooks is dropping to sixth in the order today, after six starts at the top (Clippers are 2-4 when he leads off). After starting out 0x7 as the leadoff man, Brooks was 8x18, but had only 1BB from the top spot (last night; 4BB in 75PA in July, 8BB in 74PA in June; 20BB in 96PA with Akron). He scored twice last night (Clippers have fewest runs out of leadoff in IL, 39; Iowa has 40).

Luplow Rehab

Jordan Luplow has a hit in each of his 4G during his current rehab stint (two doubles, 2HR) and has reached base in all 7G of his rehab this year (6/11 with Columbus, 7/12 and 7/15 with the AZL Indians). Luplow has yet to play a full game while working back from a left ankle sprain (not eligible to come off DL until 7/27), but has played in the field in each of his last six appearances (pulled by 8th in all).

Powered to the Top

Nolan Jones is 0x5 in his last 2G after having his career long HR streak snapped at 3G (7/20-7/22) and has seen his doubleless streak extended to 10G (still tied for IL lead with 20 doubles). Jones is slugging .525 in his last 42G (15 doubles, triple, 7HR), after putting up a .267SLG in his first 26G (five doubles, HR). Despite leading the team with 30RBI, he is hitting just .179 (10x56) with RISP.

Three Left Turns

Gabriel Arias has scored in only four of the last 16G, totaling five runs (zero scores in last 5G, longest drought since 8G from 5/29-6/6), following a streak of 22 runs in 15 of 18G (6/12-7/4). Still, beginning with a 3-run game on 6/12 at Iowa, Arias has scored 27 runs in his last 34G, ranking 3rd in the IL in that time (hitting .326, 42x129, since 6/12). On the season, Arias is 7th in the IL in runs (40).

Gone-zalez

Oscar Gonzalez had his 8G hit streak snapped Friday (.303, 10x33; tied for longest by a Clipper in '21), but has extended his on base streak to 10G (since 7/13, .302OBP). **Nolan Jones** joined Gonzalez by reaching in his 10th straight last night (since 7/13, .357OBP) and is the third Clipper with two double-digit streaks this year (15G from 5/13-5/30; **Gabriel Arias**, **Daniel Johnson**).

Waking Up

Gavin Collins is 7x23 (.304) with 8RBI in his last 7G, but hit .073 (3x41) in 16G before that (6/1-7/2). **Tyler Krieger** had back to back 2-hit games on 7/8 and 7/14 (6x16 in last four starts) for the first time since his first two of the year (5/7-5/8; batted .115, 9x78, in between). **Alex Call** is 5x15 (.333) with 3HR and 5RBI in his last four starts, including his third 2HR game of the year, 7/18 at St. Paul.

ORGANIZATION REPORT

Cleveland (48-48), 2nd place
July 24 R H E
 Tampa Bay 8 13 1
 Cleveland 2 5 2
 W- Head (1-0), L- **Mejia** (1-6)
HR-Bradley (11); Choi (6), Phillips (5), Meadows (17, 18)
Bradley: 1x3, R, RBI, HR
Parker: 1.0IP, 1H, 0R, 0ER, 0BB, 0K
 7/25 vs. TB, 1:10 (TBA vs. **McKenzie**)

Akron (42-27), 1st place
 7/24 vs. Richmond, won, 11-7
 7/25 vs. Richmond, 2:05
Lake County (37-34), 3rd place
 7/24 vs. Great Lakes, lost, 11-1
 7/25 vs. Great Lakes, 1:30
Lynchburg (35-35), 3rd place
 7/24 at Delmarva, lost, 7-3
 7/25 at Delmarva, 5:05

vs. IOWA

All-Time

Home	Road	Overall
8-8	10-6	18-14
2021		
Home	Road	Overall
2-3	5-1	7-4
2019		
Home	Road	Overall
0-0	0-0	0-0

League Notes

South	W	L	Pct	GB
DUR	48	21	.696	-
NAS	41	29	.586	7.5
JAX	37	32	.536	11.0
GWN	36	35	.507	13.0
MEM	35	36	.493	14.0
CHA	26	43	.377	22.0
NOR	25	42	.373	22.0
West	W	L	Pct	GB
OMA	41	28	.594	-
TOL	39	30	.565	2.0
STP	37	33	.529	4.5
IND	34	35	.493	7.0
COL	30	39	.435	11.0
IOW	29	39	.426	11.5
LOU	27	43	.386	14.5



Governors' Cup Champions: 1979, 1980, 1981, 1987, 1991, 1992, 1996, 2010, 2011, 2015, 2019
 IL West Division Champions: 1979, 1980, 1981, 1983, 1984, 1990, 1991, 1992, 1996, 1997, 1999, 2004, 2011, 2014, 2015, 2016, 2019





Columbus Clippers Game Information

Sunday, July 25

This Date in Clipper History

7/25/1996

Columbus beat Norfolk by a score of 3-1 at Harbor Park. **Ramiro Mendoza** tossed 8.0 innings, allowing a single run, and **Dave Pavlas** came on in the 9th for his 21st save. Pavlas would end up with 26 saves on the year (currently the 5th most saves in a Clipper season) and his 57 career saves for Columbus rank as 2nd most all-time, 10 saves behind **Jay Tessmer**.

Huntington (Small) Park

In each of the first 11 years since the move downtown, Huntington Park has ranked among the top two in the IL in homers per game, totaling 2.25 per contest (1,763HR, 783 games). In 2019, HP averaged over three per game for the first time ever (seventh time averaging over a pair), as the Clippers surrendered a record 127HR and just missed out on triple digits themselves (97HR was second highest team total). Including the postseason, the Clippers have been out-homered over the life of the park (981 to 942).

year	gms	COL	opp	total	avg	rank	year	gms	COL	opp	total	avg	rank	year	gms	COL	opp	total	avg	rank
2009	71	57	73	130	1.83	2nd	2013	72	63	72	135	1.88	2nd	2017	71	95	88	183	2.58	1st
2010	72	90	83	173	2.40	2nd	2014	72	64	85	149	2.07	2nd	2018	69	68	76	144	2.09	2nd
2011	72	100	77	177	2.46	1st	2015	72	62	64	126	1.75	2nd	2019	69	97	127	224	3.25	2nd
2012	71	91	88	179	2.52	1st	2016	72	74	69	143	1.99	1st	2021	34	48	58	106	3.12	2nd

Homers, Homers and More Homers

The franchise record for homers was destroyed in 2019 (213, +31 from '83), as was the record for homers allowed (198, +42 from '98). This season's Clippers are homering at a rate of 1.29 per game, putting them one off of the pace of the pre-2019 record (adjusted for 140G). On the mound they are allowing 1.51 per game, enough to beat the pre-2019 record by 37, even with the shortened season.

Ain't Over 'Til It's Over

From 2014-19, no team had more come from behind victories than the 210 posted by Columbus and no team produced a better winning percentage when trailing than the .353 of the Clippers (Scranton/WB was 2nd in percentage, .338, and wins, 192). This year has seen the Clippers go 13-39 (.250) in games in which they trail, ranking 11th.

Not Close

The Clippers have suffered the most losses by at least a grand slam in the IL (24; six in 10G from 7/8-7/19) and rank dead last in wins by at least that many (9). That poor ratio has led to a -88 run differential, a figure that places them 14th in the IL (had a -50 differential over 10G from 7/8-7/19).

Get What You Pay For

Columbus was the last team in the IL to play free baseball this season, playing 85 straight games, including the postseason, between extra-inning rumbles on 7/31/19 vs. Louisville (11-8 loss in 11) and 6/26/21 vs. St. Paul (6-4 loss in 10; current 4G losing streak in extra-innings following nine straight wins, 8/21/18-7/3/19). The regulation-inning streak was the longest for Columbus dating to the 1984 season (as far back as the day by day records go) and 45 straight to start the season was also a record.

Trending Downward

The current staff ERA of 5.63 is on pace to be the worst in franchise history (5.08, 1983) and anything over 4.71 will mark the fifth straight season in which the ERA has gotten worse. From 2011-16, the Clipper staff turned in a sub-4.00ERA five times in six seasons (zero such seasons from 1993-2010), including the best two ERAs of the past 32 years (3.33 in 2015 and 3.65 in 2016). The 5.86ERA at Huntington Park is the worst ever (5.29 in 2019, only time ERA has ever been over 5.00 at HP).

Free Swingers

After three straight seasons leading the IL in strikeouts, the Clipper lineup is threatening for a fourth, as they currently rank 6th (646K, 65 off the pace, Nashville). The 2019 squad obliterated the franchise record, as they struck out 95 more times than the previous high (1,392; each of last three seasons rank among franchise's three worst, totalling 3,979K in 422G). While the record appears safe due to the truncated schedule, this year's version is averaging 9.36K per game.

Night and Day

When playing errorless baseball, the Clippers have a winning percentage that is almost 150 points higher (.500, 17-17) than when they make a mistake in the field (.371, 13-22). After an exceptional defensive run from 2015-2019, in which the fielding percentage was never below .983 and the team never committed more than 88E, the 2021 team is on pace to botch 97 plays (adjusted for 140G season, have not had triple digits in errors since six straight seasons from 2009-14) with a fielding percentage of .980.

One On, No Out Success

When the leadoff batter of an inning reached base in 2019, the Clippers plated him nearly 60% of the time (over 51% only once in the last six seasons, 55% in 2016). Getting more than one base was a specialty of Clipper hitters, as they led the IL with 136XBH to lead off the inning, including 54HR (led the IL, had 28 leadoff homers in 2018). So far in 2021, the Clippers are scoring the leadoff batter 50% of the time he reaches, with the leadoff batter scoring himself 19 times (on pace for 35HR).

Good Baseball

Oscar Mercado advanced a runner with a sac bunt on 6/26 vs. St. Paul and the runner came around to score in the loss (3-1 when advanced runner scores). During 2019, the Clippers struggled in the bunt department, but when the advanced runners scored, they were 7-1. During 2018, Columbus was 23-2 in games in which a run was scored after a good bunt attempt.

International Accolades

Bobby Bradley was named International League Player of the Month for May 2019, reaching base in 24 of 25 games during the month while hitting .302/.374/.740 with 12HR (led IL) and 28RBI. **Brandon Barnes**, **Eric Haase**, **Josh Smith** and **Asher Wojciechowski** were named to the 2019 IL All-Star Team and Bradley, Barnes and Haase were selected to the postseason squad.

Manager Profile

Andy Tracy makes his Clippers debut in 2021, following **Tony Mansolino's** championship rookie year in 2019 (sixth Clipper skipper to win Governors' Cup in first season; **Gene Michael**-79, **Joe Altobelli**-80, **Frank Verdi**-81, **Bucky Dent**-87 and **Mike Sarbaugh**-10). This season marks Tracy's second year as a manager (first with Williamsport in the Philadelphia system), as he holds a career record of 60-85 (.414), 30-39 with Columbus (.435).

Clippers in the Majors (85, with 27 teams)

CLE (31)*- Logan Allen ('19, '21), Shane Bieber ('18), **Bobby Bradley** ('18-19, '21), Yu Chang ('18-19, '21), Aaron Civale ('19), **Ernie Clement** ('19, '21), **Justin Garza** ('21), Andres Gimenez ('21), **Sam Hentges** ('21), **Daniel Johnson** ('19, '21), DJ Johnson ('21), **James Karinchak** ('19), Ryan Lavanway ('19, '21), Jordan Luplow ('19, '21), **Phil Maton** ('19), **Triston McKenzie** ('21), **Jean Carlos Mejia** ('21), **Oscar Mercado** ('18-19, '21), **Owen Miller** ('21), **Eli Morgan** ('19, '21), Kyle Nelson ('19, '21), **Blake Parker** ('21), **Roberto Perez** ('13-14, '16, '21), **Zach Plesac** ('19), **Jose Ramirez** ('14-15), **Franmil Reyes** ('21), **Nick Sandlin** ('19), **Nick Wittgren** ('19), **Bradley Zimmer** ('16-19, '21). **ARI (2)***- **Tyler Clippard** ('05, '08, '19). **ATL (2)**- **Abraham Almonte** ('15-17), **Josh Tomlin** ('10, '13-15, '18). **BAL (3)**- **Shawn Armstrong** ('14-17), **Adam Plutko** ('16-19), **Cole Sulser** ('16-18). **BOS (0)**- **CHC (0)**- **CIN (2)**- **Mike Freeman** ('19), **Tyler Naquin** ('15-19). **COL (1)**- **Jhoulys Chacin** ('15). **CWS (1)**- **Evan Marshall** ('18). **DET (3)**- **Robbie Grossman** ('16), **Eric Haase** ('17-19), **Wilson Ramos** ('21). **HOU (2)**- **Michael Brantley** ('09-10, '16), **Joe Smith** ('09-10). **KC (2)**- **Carlos Santana** ('10), **Anthony Swarzak** ('15). **LAA (1)**- **James Hoyt** ('18-19). **LAD (1)**- **Trevor Bauer** ('13-14). **MIA (5)**- **Jesus Aguilar** ('14-16), **Jon Berti** ('18), **Ross Detwiler** ('16), **Preston Guilmet** ('13), **Shawn Morimando** ('16-18). **MIL (1)**- **Zack Godley** ('21). **MIN (1)**- **Josh Donaldson** ('18). **NYM (3)**- **Tommy Hunter** ('16), **Francisco Lindor** ('14-15, '19), **Cameron Maybin** ('19). **NYG (6)**- **Greg Allen** ('18-19), **Rob Brantly** ('18), **Clint Frazier** ('16), **Corey Kluber** ('10-13, '19), **Giovanny Urshela** ('14-18), **Asher Wojciechowski** ('19). **OAK (1)***- **PHI (0)**- **PIT (3)**- **Ben Gamel** ('21), **Erik Gonzalez** ('15-17), **Ka'ai Tom** ('19). **SD (2)**- **Ivan Castillo** ('16), **Craig Stammen** ('07-08, '16). **SEA (2)**- **Jake Bauers** ('19), **Sam Haggerty** ('18). **SF (1)**- **Scott Kazmir** ('13). **STL (3)**- **T.J. McFarland** ('12), **Andrew Miller** ('17-18), **Max Moroff** ('19). **TB (3)**- **Yandy Diaz** ('15-18), **Louis Head** ('13, '17-18), **Francisco Mejia** ('18). **TEX (1)**- **Hunter Wood** ('19). **TOR (2)**- **A.J. Cole** ('19), **Julian Merryweather** ('17). **WAS (4)**- **Playoff Paolo Espino** ('10-13), **Yan Gomes** ('13, '15-16), **Jefry Rodriguez** ('19), **Ryan Zimmerman** ('08).



Today's Starting Pitcher

Sunday, July 25

#50 Zack Godley - RHP

Height: 6-3 **Weight:** 250
Bats: R **Throws:** R
Born: 4/21/90 (31); Bamberg, SC
Resides: Bamberg, SC
Acquired: Signed as a minor league free agent on 6/29/21.

Last Game:

- Took the loss vs. Iowa on 7/20, allowing 5ER for the second straight start (14ER in last 11.2IP).

Inn	TBF	H	R	ER	BB	K	LOB	Sequence
1st	3	0	0	0	0	1	0	1-3, K, P6
2nd	3	0	0	0	0	1	0	4-3, K, 6-3
3rd	8	3	5	2	1	0	0	E8, BB, 1B, 2B, SF9, FC1, HR, H
4th	7	3	3	3	1	1	1	1B, BB, HR, K, F9, 1B, P5

- 2-run HR to **Frank Schwindel** (1) in the 3rd inning.
- 3-run HR to **Nick Martini** (5) in the 4th inning.
- Relieved by **Matt Koch** at the top of the 5th, trailing 8-6.

On the Dotted Line:

When Cleveland signed **Zack Godley** to a minor league deal, he became the fifth pitcher picked up by the organization since the season started (**Matt Koch**, **Kevin Herget**, **Heath Fillmyer** and **Brad Peacock**). All five of those pitchers have started at least two games.

Traveling Man:

Godley is currently with his sixth organization in the last three years (seventh overall). After starting his career in the Chicago (NL) system, he was dealt to Arizona prior to the 2015 season. He reached the Majors shortly thereafter and spent part of every season with the D-backs until Toronto claimed him in 2019. From there, he signed with Detroit in early 2020, then with Boston at the start of the MLB season. This year saw him sign with Milwaukee in spring training, before latching on with Cleveland.

Before Columbus:

To start 2021, Godley was at Milwaukee's alternate training site. He had his contract purchased for a spot start vs. Miami on 4/28 and was forced to leave in the 4th inning due to a right index finger injury. After a brief stint on the DL, he was DFA'd and outrighted to Nashville, where he made one appearance out of the bullpen before entering the rotation. A successful run, including a scoreless start against the Clippers on 5/27 (6.0IP), led to a second one game stint with Milwaukee (0.1IP, 3ER in relief at Colorado on 6/20). Godley was DFA'd a second time, choosing free agency over his outright assignment on 6/24.

2021 Transactions:

- Purchased by Milwaukee on 4/28.
- Placed on the DL with a bruised right index finger on 4/29. Activated on 5/10.
- Designated for assignment on 5/10. Outrighted to Nashville on 5/12.
- Purchased by Milwaukee on 6/18. Designated for assignment on 6/21.
- Outrighted to Nashville on 6/24 and elected free agency.
- Signed by Cleveland as a minor league free agent on 6/29. Assigned to Columbus on 6/30.

2021 Start by Start (with Milwaukee)												
Date	Opponent	H/R	Result	Dec.	ERA	IP	H	R	ER	BB	K	PC
4/28	Miami	H	L, 6-2	L	9.00	3.0	1	4	3	5	5	73
Starting Totals			1GS	0-1	9.00	3.0	1	4	3	5	5	

2021 Start by Start (with Nashville)												
Date	Opponent	H/R	Result	Dec.	ERA	IP	H	R	ER	BB	K	PC
5/22	Gwinnett	H	W, 2-1	W	1.29	5.0	3	1	1	1	6	58
5/27	Columbus	R	W, 11-0	W	0.69	6.0	5	0	0	2	7	83
6/2	Charlotte	R	W, 7-4	W	0.90	7.0	1	2	1	3	4	91
6/8	Indianapolis	H	L, 6-1	L	1.73	6.0	8	3	3	1	9	90
6/13	Indianapolis	H	L, 7-4	L	2.40	4.0	2	3	3	5	4	81
Starting Totals			5GS	3-2	2.57	28.0	19	9	8	12	30	

2021 Start by Start (with Columbus)												
Date	Opponent	H/R	Result	Dec.	ERA	IP	H	R	ER	BB	K	PC
7/3	Toledo	R	L, 4-2		3.00	3.0	2	1	1	0	2	38
7/9	Indianapolis	H	W, 9-4		6.43	4.0	8	4	4	0	2	61
7/15	St. Paul	R	L, 9-5	L	8.44	3.2	7	5	5	2	3	71
7/20	Iowa	H	L, 15-7	L	9.21	4.0	6	8	5	2	3	77
Starting Totals			4GS	0-2	9.20	14.2	23	18	15	4	10	

	GS	Team Record	Win %	Avg. IP	Qual. Start	QS %	Ret. 1st AB	1/2/3 Inn.	Run Supp.		
	4	1 - 3	.250	3.6	0	0.0	67%	27%	5.8		
Bullpen Support					Running Game			Pitch Count			
ERA	BS	BR	Sc.	%	SB	Att	%	PO	Avg.	High	#100
6.05	0	2	0	0%	2	3	67%	0	61.8	77	0

Career	W-L	ERA	G	GS	SV/O	IP	H	R	ER	BB	K
vs. Iowa	0-1	11.25	1	1	0/0	4.0	6	8	5	2	3
at Huntington	1-1	5.79	3	3	0/0	14.0	19	12	9	4	12
with Columbus	0-2	9.20	4	4	0/0	14.2	23	18	15	4	10

CAREER STATS																				
YR	Team	Level	W	L	ERA	G	GS	CG	SHO	SV	SVO	IP	H	R	ER	HR	HB	BB	K	AVG
13	AZL Cubs	R	0	0	9.00	1	0	0	0	0	0	1.0	2	1	1	0	0	0	1	.400
	Boise	SS	2	0	1.75	13	0	0	0	0	0	25.2	20	6	5	0	0	5	27	.217
14	Kane County	A	1	1	1.84	11	0	0	0	7	8	14.2	9	3	3	0	0	7	24	.173
	Daytona	A+	3	2	3.57	29	0	0	0	8	10	40.1	40	21	16	3	2	17	52	.253
15	Visalia	A+	8	3	2.27	14	12	0	0	0	0	75.1	64	26	19	3	3	19	78	.228
	Mobile	AA	2	1	4.07	7	5	0	0	0	0	24.1	21	12	11	2	3	10	12	.244
	Arizona	ML	5	1	3.19	9	6	0	0	0	0	36.2	29	13	13	4	3	17	34	.227
16	Mobile	AA	2	5	3.83	8	8	1	0	0	0	49.1	48	27	21	4	4	11	31	.264
	Reno	AAA	2	1	3.31	7	6	0	0	0	0	32.2	37	16	12	3	1	15	38	.287
	Arizona	ML	5	4	6.39	27	9	0	0	0	1	74.2	86	54	53	13	4	25	60	.289
17	Reno	AAA	2	1	2.57	5	3	0	0	0	0	28.0	14	11	8	0	1	17	29	.154
	Arizona	ML	8	9	3.37	26	25	0	0	0	0	155.0	124	61	58	15	5	53	165	.221
18	Arizona	ML	15	11	4.74	33	32	0	0	0	0	178.1	177	103	94	16	12	81	185	.260
19	Arizona	ML	3	5	6.39	27	9	0	0	2	2	76.0	81	55	54	12	4	35	58	.276
	Toronto	ML	1	0	3.94	6	0	0	0	0	0	16.0	15	7	7	2	1	7	12	.246
20	Boston	ML	0	4	8.16	8	7	0	0	0	0	28.2	42	26	26	9	3	14	28	.336
21	Nashville	AAA	3	2	2.40	6	5	0	0	0	0	30.0	21	9	8	4	0	12	34	.198
	Milwaukee	ML	0	1	16.20	2	1	0	0	0	1	3.1	4	7	6	2	1	5	5	.286
	Columbus	AAA	0	2	9.20	4	4	0	0	0	0	14.2	23	18	15	5	2	4	10	.348
Minor Leagues			25	18	3.19	105	43	1	0	15	19	336.0	299	150	119	24	16	117	336	.240
Major Leagues			37	35	4.92	138	89	0	0	2	4	568.2	558	326	311	73	33	237	547	.258



	W-L	CG	SV	ERA	IP	H	R	ER	BB	K	HR	AVG	OBP	SLG	K/9	K/BB	IP/HR	WHIP
Starters	10-24	0	-	6.29	280.1	308	208	196	122	250	62	.279	.357	.516	8.03	2.05	4.5	1.534
Relievers	20-15	-	16	5.04	319.1	300	197	179	181	380	42	.248	.359	.421	10.71	2.10	7.6	1.506

Reliever Availability: Pitcher (days rest - last pitch count) *-last pitched on consecutive days

LH Nelson (14-25), RH Broom (2-27), RH Stephens (2-38), RH Dowdy (1-13)*, RH Johnson (1-24), LH Young (1-38), RH Hill (0-20), LH Perez (0-30), RH Garza (0-32), RH Koch (0-43)

#23 Robert Broom - RHP

Last Game: 7/22 vs. low; 1.1IP, 1H, 0R, 0ER, 0BB, 2K

Last 5: 0-0, 0/0SV, 6.0IP, 6H, 2R, 2ER, 0BB, 5K

vs. LH: .364 (12x33, 2HR)	vs. RH: .222 (14x63, 1HR)
inherited runners stranded: 12 of 16 (75%)	pitch count (range, avg.): 5-41, 20.1
1st batter retired: 15 of 23 (65%)	sb-att, pickoffs: 3 of 4, 0

- gave up multiple runs three times in 5G from 5/14-5/28 (3BS, 6.0IP, 8ER, 3HR)
- picked up 8th career save on 6/18 vs. Toledo, first since 7/2/19 with Akron
- inherited bases loaded jam on 7/2 at Toledo (GIDP), closed game with 1.2IP, 0R
- gave up 3HR over 29BF from 5/14-5/28, 0HR to 72BF since

Career	W-L	ERA	G	GS	SV/O	IP	H	R	ER	BB	K
vs. Iowa	0-0	0.00	4	0	0/0	4.2	2	0	0	2	7
at Huntington	0-1	6.94	10	0	1/3	11.2	14	9	9	3	18

#17 Kyle Dowdy - RHP

Last Game: 7/23 vs. low; 1.0IP, 1H, 0R, 0ER, 0BB, 1K

Last 5: 1-2, 0/2SV, 6.1IP, 8H, 5R, 4ER, 1BB, 7K

vs. LH: .286 (14x49, 1HR)	vs. RH: .214 (18x84, 3HR)
inherited runners stranded: 7 of 18 (39%)	pitch count (range, avg.): 13-64, 28.5
1st batter retired: 12 of 23 (52%)	sb-att, pickoffs: 2 of 3, 0

- had 1.2IP and 0ER in each of first 4G (3H, 4BB, 7K), despite 0 retired 1st batters
- gave up 10R (5ER) in 3.0IP over 3G from 5/16-5/23
- allowed all 7 inherited runners to score over 3G from 5/20-5/27
- recorded 3.2IP on 64 pitches vs. Nashville on 5/27 (1H, 1BB, 6K)
- needed only 37 pitches for 3.0IP at Iowa on 6/12 (2H, BB, 3K)
- became 1st (and only) Clipper with at least 1.0IP in back to back days, 7/22-7/23

Career	W-L	ERA	G	GS	SV/O	IP	H	R	ER	BB	K
vs. Iowa	2-0	3.48	5	1	0/1	10.1	9	4	4	4	6
at Huntington	2-2	3.00	12	1	0/1	21.0	17	9	7	9	26

#28 Justin Garza - RHP

Last Game: 7/24 vs. low; L, 1.1IP, 1H, 3R, 2ER, 2BB, 1K

Last 5: 1-1, 0/0SV, 6.2IP, 1H, 3R, 2ER, 5BB, 11K

vs. LH: .120 (3x25, 0HR)	vs. RH: .091 (4x44, 1HR)
inherited runners stranded: 3 of 3 (100%)	pitch count (range, avg.): 8-47, 26.7
1st batter retired: 12 of 13 (92%)	sb-att, pickoffs: 0 of 0, 1

- pitched in 1G (1.0IP, 0H, 0R, 0ER, 2BB, 1K) for Akron (5/4-5/6)
- appearance in season opener for Akron was first in career above A+
- started the season with 11.0IP, 0ER between Akron and Columbus (5/4-5/26)
- had pair of games with 3.0IP, 0ER on 5/14 vs. Omaha and 5/23 at Toledo
- pitched in 4G (9.2IP, 6H, 3R, 3ER, 1BB, 5K) for Cleveland (6/24-7/20)
- made ML debut on 6/27 at Minnesota (2.2IP, 1H, 1R, 1ER, 0BB, 3K)
- gave up 2ER (1.1IP) in 1st G after option, 7/24 vs. Iowa (21.1IP, 1ER in MiLB)

Career	W-L	ERA	G	GS	SV/O	IP	H	R	ER	BB	K
vs. Iowa	0-1	3.38	3	0	1/1	5.1	4	3	2	2	9
at Huntington	1-1	2.13	8	0	0/0	12.2	3	4	3	11	14

#65 Cam Hill - RHP

Last Game: 7/24 vs. low; BS, 0.2IP, 3H, 3R, 3ER, 1BB, 0K

Last 5: 0-0, 0/1SV, 4.1IP, 6H, 7R, 7ER, 4BB, 1K

vs. LH: .545 (6x11, 1HR)	vs. RH: .280 (7x25, 0HR)
inherited runners stranded: 2 of 3 (67%)	pitch count (range, avg.): 6-32, 18.7
1st batter retired: 7 of 10 (70%)	sb-att, pickoffs: 1 of 1, 0

- on the 60-day DL since 3/27, recovering from right wrist surgery (car accident)
- began rehab assignment on 6/25
- allowed 5ER over 3G (1.1IP) from 6/29-7/3 (6H, 3BB, 1K)

Career	W-L	ERA	G	GS	SV/O	IP	H	R	ER	BB	K
vs. Iowa	0-0	54.00	2	0	0/1	1.0	5	6	6	3	0
at Huntington	2-0	5.65	27	0	1/2	28.2	30	18	18	17	34

#35 DJ Johnson - RHP

Last Game: 7/23 vs. low; 1.0IP, 1H, 1R, 1ER, 1BB, 2K

Last 5: 0-1, 1/1SV, 6.0IP, 4H, 3R, 1ER, 3BB, 12K

vs. LH: .242 (8x33, 1HR)	vs. RH: .292 (14x48, 2HR)
inherited runners stranded: 2 of 4 (50%)	pitch count (range, avg.): 9-36, 19.5
1st batter retired: 11 of 19 (58%)	sb-att, pickoffs: 2 of 2, 0

- perfect innings in each of first 3G (5K), 0 perfect innings over next 8G (5/13-6/13)
- pitched in 2G (2.2IP, 1H, 0R, 0ER, 0BB, 4K) for Team USA (5/31-6/5)
- pitched in 1G (1.2IP, 2H, 1R, 1ER, 0BB, 3K) for Cleveland (7/7-7/18)
- had a 12-day layoff between only app with Cleveland and first after 7/19 option
- more than 1.0IP three times, topping out at 2.0IP at Toledo on 6/30

Career	W-L	ERA	G	GS	SV/O	IP	H	R	ER	BB	K
vs. Iowa	2-1	4.00	8	0	2/2	9.0	10	4	4	5	17
at Huntington	0-1	5.23	11	0	3/3	10.1	13	8	6	4	15

#34 Matt Koch - RHP

Last Game: 7/24 vs. low; 3.1IP, 0H, 0R, 0ER, 1BB, 5K

Last 5: 0-0, 0/0SV, 11.1IP, 7H, 5R, 5ER, 6BB, 5K

vs. LH: .222 (12x54, 1HR)	vs. RH: .307 (27x88, 6HR)
inherited runners stranded: 7 of 7 (100%)	pitch count (range, avg.): 12-58, 30.8
1st batter retired: 9 of 14 (64%)	sb-att, pickoffs: 1 of 2, 0

- signed by Cleveland on 4/23, assigned to Columbus on 5/15
- picked up the win at Toledo on 5/18 (3.2IP, 2K)
- made spot start on 5/23 at Toledo (3.0IP, 3H, 1R, 1ER, 2BB, 2K)
- in rotation for GS on 5/29 vs. Nashville (3.0IP, 4ER) and 6/4 at Indy (3.0IP, 6ER)
- 2G in relief at Iowa 6/8-6/10 (1.1IP, 0ER), then GS on 6/13 at Iowa (2.0IP, 2ER)

Career	W-L	ERA	G	GS	SV/O	IP	H	R	ER	BB	K
vs. Iowa	1-0	4.20	6	1	0/0	15.0	13	8	7	6	16
at Huntington	0-1	6.23	10	1	0/0	21.2	19	15	15	10	17

#26 Kyle Nelson - LHP

Last Game: 7/8 vs. Ind; 0.1IP, 3H, 5R, 5ER, 2BB, 0K

Last 5: 0-0, 1/1SV, 4.2IP, 4H, 5R, 5ER, 2BB, 6K

vs. LH: .250 (4x16, 0HR)	vs. RH: .250 (5x20, 0HR)
inherited runners stranded: 8 of 10 (80%)	pitch count (range, avg.): 6-28, 18.7
1st batter retired: 7 of 9 (78%)	sb-att, pickoffs: 1 of 2, 0

- pitched in 2G (2.0IP, 0H, 0R, 0ER, 1BB, 2K) for Cleveland (4/26-5/2)
- pitched in 6G (7.1IP, 6H, 1R, 1ER, 2BB, 8K) for Columbus (5/4-5/21)
- pitched in 8G (7.2IP, 10H, 10R, 10ER, 7BB, 6K) for Cleveland (5/22-6/27)
- sent to Columbus (6/12-6/13) during 2nd stint with Cleveland, but did not pitch
- all 10ER in 2nd MLB stint came in 2G (5ER 6/6 at Baltimore, 6/18 at Pittsburgh)

Career	W-L	ERA	G	GS	SV/O	IP	H	R	ER	BB	K
vs. Iowa	0-0	-	0	0	0/0	0.0	0	0	0	0	0
at Huntington	1-0	6.75	10	0	1/1	10.2	10	8	8	7	11

#48 Francisco Perez - LHP

Last Game: 7/24 vs. low; 1.0IP, 2H, 1R, 1ER, 1BB, 3K

Last 5: 0-0, 0/0SV, 9.2IP, 8H, 2R, 2ER, 7BB, 17K

vs. LH: .313 (5x16, 0HR)	vs. RH: .162 (6x37, 1HR)
inherited runners stranded: 0 of 5 (0%)	pitch count (range, avg.): 11-54, 33.3
1st batter retired: 6 of 9 (67%)	sb-att, pickoffs: 0 of 0, 0

- pitched in 11G (27.0IP, 8H, 2R, 2ER, 9BB, 46K) for Akron (5/4-6/18)
- started season with 6 scoreless appearances (15.0IP, 3H, 6BB, 26K)
- after 2ER in 3.0IP vs. Erie on 6/1, no runs in next 4G (9.0IP, 2H, 3BB, 14K)
- had 7G with at least 2.0IP, maxing at 4.0IP (5/26 vs. Binghamton, 6/18 at Bowie)
- retired at least half of batters faced via K in 5G (had 8K on 5/26 vs. Binghamton)
- recorded 3.0IP with 0ER on 7/21 vs. Iowa (6K, 12BF)

Career	W-L	ERA	G	GS	SV/O	IP	H	R	ER	BB	K
vs. Iowa	0-0	2.25	2	0	0/0	4.0	5	1	1	2	9
at Huntington	1-0	3.24	5	0	0/0	8.1	9	3	3	5	14

#43 Jordan Stephens - RHP

Last Game: 7/22 vs. low; 2.0IP, 2H, 0R, 0ER, 1BB, 4K

Last 5: 0-0, 1/2SV, 8.2IP, 13H, 5R, 5ER, 1BB, 9K

vs. LH: .281 (9x32, 0HR)	vs. RH: .311 (19x61, 7HR)
inherited runners stranded: 6 of 10 (60%)	pitch count (range, avg.): 8-41, 26.4
1st batter retired: 7 of 17 (41%)	sb-att, pickoffs: 3 of 5, 0

- did not participate in MLB spring training, assigned to Columbus on 5/23
- 2HR on 5/23 at Toledo, 0HR next 13G (72BF), 5HR in 2G at St. Paul (7/14-7/18)
- earned first career save on 6/3 at Indianapolis (0.1IP, BB)
- reached 500.0IP and 500K in career during same game, 6/24 vs. St. Paul
- had a 2.25ERA (16.0IP, 4ER) over 13G between 3ER apps on 5/23 and 7/14

Career	W-L	ERA	G	GS	SV/O	IP	H	R	ER	BB	K
vs. Iowa	0-0	2.25	3	0	0/0	4.0	5	1	1	2	6
at Huntington	1-2	4.86	13	4	3/3	33.1	31	18	18	12	39

#41 Danny Young - LHP

Last Game: 7/23 vs. low; 2.1IP, 2H, 2R, 2ER, 1BB, 3K

Last 5: 0-1, 0/1SV, 6.1IP, 9H, 7R, 6ER, 2BB, 8K

vs. LH: .143 (7x49, 0HR)	vs. RH: .365 (27x74, 7HR)
inherited runners stranded: 10 of 14 (71%)	pitch count (range, avg.): 9-40, 23.8
1st batter retired: 10 of 22 (45%)	sb-att, pickoffs: 3 of 3, 0

- allowed 9ER over 2.0IP vs. Nashville from 5/27-5/30 (8H, 3BB, 5K, 4HR)
- recorded 5K in 2.1 perfect innings at Iowa on 6/13
- had 0.64ERA in month of June (9G, 14.0IP, 8H, 2R, 1ER, 1BB, 18K)
- has a 8.53ERA since start of July (5G, 6.1IP, 6ER)
- has issued 2BB since the start of June (82BF; 8BB, 53BF in May)

Career	W-L	ERA	G	GS	SV/O	IP	H	R	ER	BB	K
vs. Iowa	0-0	4.32	5	0	0/0	8.1	8	4	4	1	12
at Huntington	2-1	7.13	13	0	0/1	17.2	23	15	14	6	27



#13 Gabriel Arias - INF

Series: .368 (7x19), 1RBI **Current:** 6 (.417, 10x24)
Home Stand: .368 (7x19), 1RBI **Long:** 8 (.400, 12x30; 6/19-6/29)
Last Game: 7/24 vs. low (3B); 2x5, RBI, 2B, 2K

Highs: H- 3, 5x, 7/18 at Stp R- 3, 2x, 6/27 vs. Stp RBI-3, 2x, 6/9 at low

- hit 2-run HR in first Triple-A at bat, 5/4 at Louisville, then went 2x20 with ORBI
- went 3x4 with 3RBI on 5/13 vs. Omaha, boosting avg. from .143 to .240
- reached base in each of first 12G of the season (5/4-5/18, .429OBP)
- hit .147 (10x68) with a .247OBP in 19G after on base streak (5/19-6/10)

Season Splits:		Career	G	AB	AVG	OBP	SLG	HR	RBI
vs LH	.300 (15x50, 2HR)	vs. Iowa	10	41	.317	.378	.488	2	5
vs RH	.258 (48x186, 5HR)	at Huntington	32	112	.295	.380	.438	3	11

#38 Trenton Brooks - OF

Series: .294 (5x17), 2HR, 2RBI **Current:** 3 (.364, 4x11)
Home Stand: .294 (5x17), 2HR, 2RBI **Long:** 5 (.368, 7x19; 6/8-6/12)
Last Game: 7/24 vs. low (1B); 2x4, 2R, 2B, BB, K

Highs: H- 3, 2x, 7/9 vs. Ind R- 3, 6/19 vs. Tol RBI-5, 6/10 at low

- hit .268/.438/.507 with 4HR and 19RBI in 23G (71AB) for Akron (5/4-6/7)
- ranked 3rd in the EL in OBP (.438) and BB (20) at time of promotion
- hit .391 (9x23) with 3HR (all 3-run) with runners in scoring position
- had 17BB during 12G on base streak from 5/16-5/29 (.547OBP)
- tied career highs with 2HR (3rd time) and 5RBI (3rd time) on 6/10 at Iowa
- was 2x4 with an RBI (walk-off single) in 1-0 win vs. Indianapolis on 7/6
- walk-off HR to leadoff 9th in 4-3 win vs. Iowa on 7/22 (first career walk-off HR)

Season Splits:		Career	G	AB	AVG	OBP	SLG	HR	RBI
vs LH	.206 (7x34, 0HR)	vs. Iowa	11	39	.308	.364	.667	4	10
vs RH	.287 (29x101, 6HR)	at Huntington	21	73	.315	.375	.534	4	10

#7 Alex Call - OF

Series: .154 (2x13), 1HR, 2RBI **Current:** 0
Home Stand: .154 (2x13), 1HR, 2RBI **Long:** 4 (.267, 4x15; 7/13-7/16)
Last Game: 7/24 vs. low (CF); 0x1, K

Highs: H- 3, 2x, 7/18 at Stp R- 2, 4x, 7/21 vs. low RBI-3, 7/18 at Stp

- hit .310/.389/.503 with 5HR and 23RBI in 43G (155AB) for Akron (5/4-6/28)
- scored in each of first 9G of the season (ranked 6th in EL with 34R at call up)
- hit .442 (19x43) over 13G from 5/29-6/15 (2HR game on 6/4 vs. Erie)
- batted .302 (13x43) with RISP and was 2x3 with the bases loaded for Akron
- hit 2HR (both solo) on 6/30 at Toledo (tied career high, 4th time)
- went 3x4 with 2HR (5th time in career) and 3RBI on 7/18 at St. Paul

Season Splits:		Career	G	AB	AVG	OBP	SLG	HR	RBI
vs LH	.250 (4x16, 2HR)	vs. Iowa	5	13	.154	.313	.385	1	2
vs RH	.211 (12x57, 4HR)	at Huntington	10	28	.143	.273	.250	1	3

#2 Yu Chang - INF

Series: .200 (1x5) **Current:** 1 (.200, 1x5)
Home Stand: .200 (1x5) **Long:** 4 (.400, 6x15; 7/13-7/16)
Last Game: 7/20 vs. low (SS); 1x5, R

Highs: H- 3, 7/9 vs. Ind R- 1, 6x, 7/20 vs. low RBI-4, 7/9 vs. Ind

- hit .176/.211/.287 with 2HR and 14RBI in 49G (108AB) with Cleveland (4/1-7/1)
- had a HR and 3RBI at Baltimore on 6/5; HR and 4RBI vs. Baltimore on 6/17
- played 26G at 1B for Cleveland (first time ever playing 1B in pro career)
- went 3x4 with a pair of doubles and 4RBI on 7/9 vs. Indianapolis

Season Splits:		Career	G	AB	AVG	OBP	SLG	HR	RBI
vs LH	.250 (1x4, 0HR)	vs. Iowa	1	5	.200	.200	.200	0	0
vs RH	.316 (12x38, 2HR)	at Huntington	114	398	.239	.323	.415	17	59

#8 Gavin Collins - C

Series: .143 (1x7) **Current:** 0
Home Stand: .143 (1x7) **Long:** 3 (.308, 4x13; 7/15-7/20)
Last Game: 7/22 vs. low (C); 0x3, K

Highs: H- 2, 4x, 7/18 at Stp R- 2, 6/19 vs. Tol RBI-4, 7/15 at Stp

- was 2x3 with a pair of doubles and an RBI on 5/25 vs. Nashville
- went 2x3 with 2RBI on 7/4 at Toledo (was 3x41 with 3RBI in 16G prior)
- poked a grand slam on 7/15 at St. Paul
- had 3RBI through first 22G; 10RBI in last 11G (since 6/25)

Season Splits:		Career	G	AB	AVG	OBP	SLG	HR	RBI
vs LH	.438 (7x16, 0HR)	vs. Iowa	5	18	.111	.200	.167	0	0
vs RH	.113 (9x80, 1HR)	at Huntington	17	43	.209	.370	.256	0	5

#1 Andres Gimenez - INF

Series: .385 (5x13), 1HR, 3RBI **Current:** 2 (.500, 4x8)
Home Stand: .385 (5x13), 1HR, 3RBI **Long:** 8 (.387, 12x31; 6/22-6/30)
Last Game: 7/24 vs. low (SS); 2x4, R, BB, SB

Highs: H- 3, 2x, 6/23 vs. Stp R- 2, 3x, 6/23 vs. Stp RBI-3, 3x, 6/25 vs. Stp

- hit .179/.226/.308 with 2HR and 5RBI in 29G (78AB) for Cleveland (4/1-5/18)
- did not have any XBH over final 12G (4x29) and was optioned on 5/18
- had 4 consecutive multi-hit games from 5/22-5/26 (8x18, 3 doubles)
- was 2x4 with a double (game-tying, 2-run in 7th), HR and 3RBI on 6/15 vs. Toledo
- HR in six straight from 6/13-6/19 (never had HR in consecutive games before)

Season Splits:		Career	G	AB	AVG	OBP	SLG	HR	RBI
vs LH	.212 (11x52, 1HR)	vs. Iowa	10	37	.189	.318	.378	2	4
vs RH	.296 (34x115, 8HR)	at Huntington	22	87	.333	.392	.667	7	22

#45 Oscar Gonzalez - OF

Series: .263 (5x19), 1HR, 2RBI **Current:** 1 (.200, 1x5)
Home Stand: .263 (5x19), 1HR, 2RBI **Long:** 8 (.303, 10x33; 7/13-7/22)
Last Game: 7/24 vs. low (LF); 1x5, K

Highs: H- 2, 4x, 7/21 vs. low R- 2, 7/21 vs. low RBI-1, 4x, 7/22 vs. low

- hit .330/.367/.601 with 13HR and 41RBI in 49G (188AB) for Akron (5/4-7/5)
- ranked 2nd in EL in batting, 3rd in HR and RBI at time of call up (1st in SLG)
- was 3x4 with a HR and 5RBI (tied career high, third time) on 6/11 at Altoona
- hit safely in 17 straight from 6/12-7/2 (.397, 27x68, 4HR, 15RBI)
- hit streak included 4th 4-hit game of career, 6/19 at Bowie (2B, HR, 4RBI)
- did not hit first Triple-A HR until 12th game (42nd AB), 7/21 vs. Iowa

Season Splits:		Career	G	AB	AVG	OBP	SLG	HR	RBI
vs LH	.182 (2x11, 0HR)	vs. Iowa	5	19	.263	.333	.526	1	2
vs RH	.289 (13x45, 1HR)	at Huntington	10	34	.265	.324	.412	1	2

#10 Nolan Jones - INF

Series: .235 (4x17), 3HR, 5RBI **Current:** 0
Home Stand: .235 (4x17), 3HR, 5RBI **Long:** 7 (.400, 10x25; 6/27-7/4)
Last Game: 7/24 vs. low (RF); 0x3, R, 2BB, K

Highs: H- 3, 6/8 at low R- 3, 6/19 vs. Tol RBI-4, 6/27 vs. Stp

- started year 0x7 (6K) then hit go-ahead, RBI double in 9th at Louisville on 5/5
- did not have first HR until 48th AB of the season (24K, .179SLG prior)
- set career high with 2SB on 6/6 at Indianapolis (15th and 16th SB in career)
- hit 18 doubles over 36G from 5/23-7/3, including three doubles on 6/8 at Iowa
- batted .301/.420/.570 with 3HR and 17RBI over 28G (93AB) from 6/4-7/4

Season Splits:		Career	G	AB	AVG	OBP	SLG	HR	RBI
vs LH	.235 (12x51, 1HR)	vs. Iowa	11	36	.333	.489	.833	4	7
vs RH	.222 (39x176, 7HR)	at Huntington	33	111	.180	.311	.405	6	20

#12 Tyler Krieger - INF

Series: .000 (0x1) **Current:** 0
Home Stand: .000 (0x1) **Long:** 4 (.375, 6x16; 7/8-7/18)
Last Game: 7/21 vs. low (2B); 0x1, K

Highs: H- 2, 5x, 7/14 at Stp R- 2, 2x, 6/26 vs. Stp RBI-3, 7/14 at Stp

- went 5x12 through first 3G, then 8x74 over next 27G (5/14-7/6)
- was 2x4 with a HR and 3RBI on 7/14 at St. Paul

Season Splits:		Career	G	AB	AVG	OBP	SLG	HR	RBI
vs LH	.192 (5x26, 1HR)	vs. Iowa	4	9	.111	.200	.222	0	0
vs RH	.182 (14x77, 1HR)	at Huntington	21	61	.164	.177	.262	1	3

#24 Connor Marabell - OF

Series: .231 (3x13), 1HR, 2RBI **Current:** 1 (.250, 1x4)
Home Stand: .231 (3x13), 1HR, 2RBI **Long:** 7 (.286, 8x28; 7/9-7/20)
Last Game: 7/24 vs. low (DH); 1x4, HBP, K

Highs: H- 3, 6/8 at low R- 2, 2x, 6/23 vs. Stp RBI-3, 4x, 6/19 vs. Tol

- went 2x4 with a HR, 2RBI and a steal on 5/23 at Toledo
- had 4 multi-hit games over 5G hitting streak from 6/6-6/12
- went 2x3 with a an RBI (walk-off double) on 6/15 vs. Toledo

Season Splits:		Career	G	AB	AVG	OBP	SLG	HR	RBI
vs LH	.179 (7x39, 0HR)	vs. Iowa	10	29	.379	.471	.586	2	9
vs RH	.285 (41x144, 4HR)	at Huntington	58	197	.208	.259	.315	3	23

#6 Owen Miller - INF

Series: .250 (5x20), 1HR, 3RBI **Current:** 1 (.400, 2x5)
Home Stand: .250 (5x20), 1HR, 3RBI **Long:** 5 (.524, 11x21; 5/13-5/18)
Last Game: 7/24 vs. low (2B); 2x5, 2RBI, 2 doubles, K

Highs: H- 3, 7x, 7/10 vs. Ind R- 2, 6x, 7/2 at Tol RBI-3, 2x, 7/2 at Tol

- provided decisive runs with go-ahead, 3-run double in 7th on 5/9 at Louisville
- hit .406/.457/.609 with 2HR and 9RBI in 16G (64AB) for Columbus (5/4-5/22)
- had contract purchased by Cleveland on 5/23 (3rd in IL in hitting at the time)
- hit .190/.146/.130 with 0HR and 1RBI in 15G (46AB) for Cleveland (5/23-6/14)
- made ML debut on 5/23 vs. Minnesota (0x5, 3K), first hit on 5/24 at Detroit
- had 23K in 48PA with Cleveland (14K in 70PA in first stint with Columbus)
- 27th man for DH vs. Detroit on 6/30 (2G, 0x1, K), 7/7 at Tampa Bay (1G, 1BB)

Season Splits:		Career	G	AB	AVG	OBP	SLG	HR	RBI
vs LH	.237 (9x38, 1HR)	vs. Iowa	5	20	.250	.286	.550	1	3
vs RH	.324 (44x136, 6HR)	at Huntington	25	93	.323	.388	.570	5	11

#40 Wilson Ramos - C

Series: .313 (5x16), 2RBI **Current:** 4 (.313, 5x16)
Home Stand: .313 (5x16), 2RBI **Long:** 4 (.313, 5x16; 7/21-c)
Last Game: 7/24 vs. low (C); 1x5, RBI, 3K

Highs: H- 2, 3x, 7/22 vs. low R- 1, 4x, 7/22 vs. low RBI-1, 4x, 7/24 vs. low

- hit .200/.238/.392 with 6HR and 13RBI in 35G (120AB) with Detroit (4/1-6/14)
- HR in 3 straight from 4/7-4/11 and 2HR on 4/13 at Houston (0HR in 88AB after)
- on the DL with a lumbar strain from 5/7-5/16 and 5/24-6/14
- was 0x4 with an RBI in a rehab game with Lakeland on 6/12 vs. Dunedin
- DFA'd 6/15, released 6/20; signed with Cleveland and assigned to Columbus 7/6

Season Splits:		Career	G	AB	AVG	OBP	SLG	HR	RBI
vs LH	.100 (1x10, 0HR)	vs. Iowa	4	16	.313	.353	.375	0	2
vs RH	.333 (12x36, 1HR)	at Huntington	13	49	.327	.353	.490	2	5



Situational Hitting, Starting Lineups, Miscellaneous Stats

Sunday, July 25

PLAYER	As Leadoff				Runners On				Bases Loaded				Scoring Position				7th Inning On					
	AB	AVG	OBP	HR	AB	AVG	HR	RBI	AB	AVG	HR	RBI	AB	AVG	HR	RBI	AB	AVG	OBP	R	HR	RBI
Arias	59	.288	.354	1	98	.224	3	17	3	.333	0	3	54	.148	1	11	74	.243	.313	10	0	3
Brooks	35	.371	.389	2	59	.237	2	17	3	.000	0	2	42	.214	1	15	46	.239	.294	7	2	7
Call	18	.389	.522	4	29	.241	2	5	-	-	-	-	13	.154	1	3	23	.130	.310	2	1	1
Chang	13	.385	.429	0	13	.385	0	4	-	-	-	-	7	.286	0	3	10	.300	.417	2	0	1
Collins	22	.136	.240	0	49	.204	1	13	2	.500	1	5	37	.243	1	12	41	.146	.222	5	1	7
Gimenez	39	.179	.220	0	64	.281	3	20	4	.500	0	4	31	.290	2	17	47	.277	.346	5	3	10
Gonzalez, O	5	.200	.500	1	28	.286	0	3	-	-	-	-	15	.267	0	3	19	.316	.350	2	0	2
Jones	52	.269	.356	2	104	.202	2	24	7	.286	0	6	56	.179	2	22	67	.299	.427	15	2	5
Krieger	23	.217	.280	0	46	.152	2	6	4	.000	0	0	30	.133	0	2	41	.098	.140	4	0	0
Marabell	41	.220	.289	0	92	.304	3	26	7	.143	0	6	56	.268	2	24	70	.300	.347	8	1	8
Miller	37	.324	.444	0	67	.284	2	17	5	.400	0	5	40	.200	1	13	53	.226	.276	6	4	12
Ramos	14	.357	.357	0	19	.211	0	3	1	.000	0	0	9	.333	0	3	13	.308	.308	1	0	2
Team Total	550	.260	.331	19	1002	.242	33	250	57	.246	2	50	578	.225	21	210	736	.242	.320	98	23	93

Starts by Position										Starts by Batting Order								
PLAYER	C	1B	2B	3B	SS	LF	CF	RF	DH	1st	2nd	3rd	4th	5th	6th	7th	8th	9th
Arias			9	13	38				5		1	3		40	7	14		
Brooks		31							4	6	2				5	11	9	2
Call						1	18	1		10					1		2	7
Chang		2	3	3	2				1	5	5	1						
Collins	27															1	21	5
Gimenez			14		24				4	1	39	2						
Gonzalez, O						4	1	9	1						7	4	4	
Jones		1		41				19	5		5	2	4	8	35	12		
Krieger			17						7						1	7	6	10
Marabell		5			34			5	7		1				1	3	7	39
Miller		7	20	7	4	1			6			26	3	15	1			
Ramos	7								5				12					

PLAYER	Home Runs					Multi-Hit Games					Multi-RBI Games				
	1R	2R	3R	GS	Last	Record	2H	3H	4H	5+H	Total	2BI	3BI	4BI	5+BI
Arias	4	2	1		7/14 at St. Paul (s)	4-3	8	5			13	2	2		4
* Brooks	4	2			7/22 vs. Iowa (s)	3-2	9	2			11	3			1
** Call	4	2			7/21 vs. Iowa (2)	1-3	2	2			4	2	1		3
Chang	2				7/14 at St. Paul (s)	0-2	3	1			4			1	1
Collins				1	7/15 at St. Paul (gs)	0-1	4				4	3		1	4
Gimenez	6	2	1		7/20 vs. Iowa (s)	6-3	12	2			14	4	3		7
Gonzalez, O	1				7/21 vs. Iowa (s)	1-0	4				4				0
Jones	6		2		7/22 vs. Iowa (s)	6-2	9	1			10	5	1	1	7
Krieger		2			7/14 at St. Paul (2)	0-2	5				5	1	1		2
Marabell	1	2	1		7/20 vs. Iowa (2)	2-2	10	1			11	4	4		8
Miller	5	1	1		7/22 vs. Iowa (s)	5-2	9	7			16	3	2		5
Ramos	1				7/8 vs. Indianapolis (s)	0-1	3				3				0
Team Total	56	19	12	2	Luplow, 7/23 vs. low	22-22	115	26	0	0	141	46	19	6	1
*- # of 2HR games															

Current Streaks						Errorless	
Hitting			On Base			Games	Last Error
PLAYER	Games	Started	Games	Started			
Arias	6 (.417, 10x24)	7/18 at Stp	6 (.462OBP)	7/18 at Stp		7	7/15 at Stp
Brooks	3 (.364, 4x11)	7/22 vs. low	3 (.462OBP)	7/22 vs. low		17	6/29 at Tol
Call	0	-	0	-		22	None
Chang	1 (.200, 1x5)	7/20 vs. low	6 (.444OBP)	7/13 at Stp		10	None
Collins	0	-	0	-		0	7/22 vs. low
Gimenez	2 (.500, 4x8)	7/23 vs. low	4 (.529OBP)	7/20 vs. low		9	6/27 vs. Stp
Gonzalez, O	1 (.200, 1x5)	7/24 vs. low	10 (.302OBP)	7/13 at Stp		3	None
Jones	0	-	10 (.357OBP)	7/13 at Stp		25	6/23 vs. Stp
Krieger	0	-	0	-		2	7/15 at Stp
Marabell	1 (.250, 1x4)	7/24 vs. low	1 (.400OBP)	7/24 vs. low		43	5/20 at Tol
Miller	1 (.400, 2x5)	7/24 vs. low	1 (.400OBP)	7/24 vs. low		5	7/17 at Stp
Ramos	4 (.313, 5x16)	7/21 vs. low	4 (.353OBP)	7/21 vs. low		7	None

Season High Streaks		
Hitting		
Gonzalez	8	7/13-7/22
Gimenez	8	6/22-6/30
Arias	8	6/19-6/29
On Base		
Jones	15	5/13-5/30
Mercado	14	5/26-6/10
Zimmer	13	5/12-
Errorless		
Johnson	45	5/4-
Marabell	43	5/23-
Mercado	33	5/4-6/14

Base Stealing									
PLAYER	2B	Att	3B	Att	H	Att	%	R	PO
Arias	2	3				2	3	67%	0
Brooks	1	1				1	1	100%	0
Call	1	2				1	2	50%	1
Chang	0	2				0	2	0%	0
Collins	0	1				0	1	0%	0
Gimenez	5	7	0	1		5	8	63%	1
Gonzalez, O								-	
Jones	4	5	2	2		6	7	86%	2
Krieger			0	1		0	1	0%	0
Marabell	2	5				2	5	40%	0
Miller								-	
Ramos								-	
Team Total	37	52	2	4		39	56	70%	13



Highs and Lows, Record Breakdown

Sunday, July 25

Clippers Individual Batting

Most hits, game:	3, 26x, Call & Arias, 7/18 at St. Paul
Most runs, game:	3, 5x, Arias, 6/27 vs. St. Paul
Most doubles, game:	3, Jones, 6/8 at Iowa
Most triples, game:	1, 8x, Arias, 7/18 at St. Paul
Most home runs, game:	2, 4x, Call, 7/18 at St. Paul
Most RBI, game:	5, Brooks, 6/10 at Iowa
Most stolen bases, game:	2, 2x, Mercado, 6/12 at Iowa
Most walks, game:	3, 4x, Collins, 6/19 vs. Toledo
Most total bases, game:	9, 3x, Call, 7/18 at St. Paul
Longest hitting streak:	8, 3x, Gonzalez, 7/13-7/22
Longest on base streak:	15, Jones, 5/13-5/30

Clippers Team Batting

Most runs, game:	12, 6/19 vs. Toledo
Most runs, inning:	9, 5/28 vs. Nashville
Most hits, game:	14, 2x, 6/27 vs. St. Paul
Most hits, inning:	6, 2x, 6/9 at Iowa
Most doubles, game:	6, 6/8 at Iowa
Most triples, game:	2, 6/29 at Toledo
Most home runs, game:	5, 2x, 7/20 vs. Iowa
Most extra base hits, game:	7, 4x, 7/21 vs. Iowa
Most total bases, game:	28, 5/14 vs. Omaha
Most stolen bases, game:	3, 6/6 at Indianapolis
Most walks, game:	9, 6/19 vs. Toledo
Most strikeouts, game:	15, 2x, 7/3 at Toledo
Most runners LOB, game:	12, 3x, 7/4 at Toledo
Fewest hits, game:	3, 2x, 7/17 at St. Paul

Clippers Individual Pitching

Most innings pitched, starter:	7.0, 4x, McCarty, 7/2 at Toledo
Fewest innings pitched, starter:	1.1, 4x, Moss, 5/30 vs. Nashville
Most innings pitched, reliever:	5.0, Herget, 7/9 vs. Indianapolis
Most strikeouts, starter:	7, 6x, Allen, 7/22 vs. Iowa
Most strikeouts, reliever:	7, 2x, Herget, 7/16 at St. Paul
Longest winning streak:	5, McCarty, 5/4-6/9
Longest losing streak:	3, 2x, Allen, 5/6-
Most consecutive scoreless IP, starter:	12.0, Fillmyer, 7/1-7/17
Most consecutive scoreless IP, reliever:	11.0, Parker, 5/4-
Most runs allowed:	9, Peacock, 7/13 at St. Paul
Most hits allowed:	11, Allen, 5/19 at Toledo
Most walks allowed:	4, 10x, Fillmyer, 7/23 vs. Iowa
Most home runs allowed, game:	4, 3x, Mejia, 7/13 at St. Paul

Clippers Team Pitching

Most strikeouts, game:	14, 4x, 7/4 at Toledo
Most walks, game:	10, 2x, 5/27 vs. Nashville
Fewest walks, game:	0, 3x, 7/16 at St. Paul
Most runs allowed, game:	19, 7/13 at St. Paul
Most runs allowed, inning:	10, 7/13 at St. Paul
Most hits allowed, game:	15, 2x, 7/10 vs. Indianapolis
Most hits allowed, inning:	6, 3x, 7/13 at St. Paul
Fewest hits allowed, game:	1, 6/24 vs. St. Paul
Most home runs allowed, game:	6, 2x, 7/13 at St. Paul

Miscellaneous

Longest winning streak:	4, 6/6-6/10
Longest losing streak:	8, 5/23-6/1
Longest game, time:	3:50, 7/24 vs. Iowa
Longest game, innings:	10, 3x, 7/24 vs. Iowa
Shortest game, time (9 inn.):	2:20, 6/24 vs. St. Paul
Shortest game, time (7 inn.):	2:12, 6/4 at Indianapolis (g2)
Largest home crowd:	10,100, 3x, 7/24 vs. Iowa
Smallest home crowd:	2,117, 5/12 vs. Omaha
Largest winning margin:	10, 5/7 at Louisville
Largest losing margin:	18, 7/13 at St. Paul
Largest comeback:	4, 2x, 7/21 vs. Iowa
Largest lead lost:	4, 3x, 7/18 at St. Paul
Most double plays turned:	5, 5/15 vs. Omaha
Most double plays hit into:	3, 4x, 7/20 vs. Iowa
Most errors:	3, 5/28 vs. Nashville

	<u>Leading</u>	<u>Tied</u>	<u>Trailing</u>
After 6 innings:	21 - 6	7 - 7	2 - 26
After 7 innings:	23 - 4	6 - 5	1 - 30
After 8 innings:	26 - 2	4 - 4	0 - 31

1-run games:	6 - 7	3-run games:	8 - 2
2-run games:	7 - 6	Extra Innings:	0 - 3

Day games: 4 - 7 Night games: 26 - 32 DH: 0 - 2

Clippers score first:	19 - 13	Out-hitting opponents:	21 - 9
Opponent scores first:	11 - 26	Hits even:	3 - 1
Shutouts:	5 - 4	Out-hit by opponents:	6 - 29

Score at least 4 runs:	24 - 15	Commit an error:	13 - 22
Score less than 4 runs:	6 - 24	Commit no errors:	17 - 17

Last at bat wins:	6	Come from behind wins:	13
Walkoff record:	3 - 3	Losses after leading:	17

	<u>Series W-L-T</u>	<u>Series Sweeps</u>
Home	3 - 2 - 0	0 - 1
Road	2 - 4 - 0	0 - 0
Overall	5 - 6 - 0	0 - 1

Record by Day

<u>Day</u>	<u>Home</u>	<u>Road</u>	<u>Total</u>
Sunday	1 - 3	2 - 3	3 - 6
Monday	0 - 0	0 - 0	0 - 0
Tuesday	3 - 3	3 - 3	6 - 6
Wednesday	3 - 3	2 - 3	5 - 6
Thursday	3 - 3	2 - 4	5 - 7
Friday	4 - 2	3 - 4	7 - 6
Saturday	1 - 5	3 - 3	4 - 8

Record by Month




<u>Month</u>	<u>Home</u>	<u>Road</u>	<u>Total</u>
April	0 - 0	0 - 0	0 - 0
May	2 - 10	6 - 5	8 - 15
June	8 - 4	7 - 7	15 - 11
July	5 - 5	2 - 8	7 - 13
August	0 - 0	0 - 0	0 - 0
September	0 - 0	0 - 0	0 - 0
Total	15 - 19	15 - 20	30 - 39

Clippers vs. the International League

<u>West</u>	<u>Home</u>	<u>Road</u>	<u>Total</u>
Indianapolis	3 - 2	2 - 4	5 - 6
Iowa	2 - 3	5 - 1	7 - 4
Louisville	0 - 0	4 - 1	4 - 1
Omaha	2 - 4	0 - 0	2 - 4
St. Paul	4 - 2	1 - 5	5 - 7
Toledo	4 - 2	3 - 9	7 - 11
Total	15 - 13	15 - 20	30 - 33

<u>South</u>	<u>Home</u>	<u>Road</u>	<u>Total</u>
Charlotte	0 - 0	0 - 0	0 - 0
Durham	0 - 0	0 - 0	0 - 0
Gwinnett	0 - 0	0 - 0	0 - 0
Jacksonville	0 - 0	0 - 0	0 - 0
Memphis	0 - 0	0 - 0	0 - 0
Nashville	0 - 6	0 - 0	0 - 6
Norfolk	0 - 0	0 - 0	0 - 0
Total	0 - 6	0 - 0	0 - 6

<u>Runs by Inn.</u>	<u>1</u>	<u>2</u>	<u>3</u>	<u>4</u>	<u>5</u>	<u>6</u>	<u>7</u>	<u>8</u>	<u>9</u>	<u>10+</u>	<u>Total</u>
Clippers	24	46	40	41	45	23	44	33	20	1	317
Opponents	27	52	63	75	34	50	33	44	19	8	405

		<u>Opp</u>			<u>Opp</u>			<u>Opp</u>
0-run inn.:	440	412	3-run inn.:	20	30	6-run inn.:	3	1
1-run inn.:	92	76	4-run inn.:	11	17	7-run inn.:	1	1
2-run inn.:	36	57	5-run inn.:	3	5	8+ run inn.:	1	2



2021 Day by Day

Sunday, July 25

Date	Opp	Result	Time Delay	Rec.	Pos.	GA/B	Att.
5/4	Lou	W, 6-3	3:01	1-0	T1st	-	2,808
5/5	Lou	W, 2-1	3:01	2-0	T1st	-	1,778
5/6	Lou	L, 9-0	2:40 :50	2-1	T2nd	-0.5	1,841
5/7	Lou	W, 10-0	3:16	3-1	T1st	-	2,428
5/8	Lou	W, 6-3	3:40	4-1	1st	+0.5	2,582
5/9	Lou	Cancelled, Rain					
5/10	OFF DAY						
5/11	Oma	W, 2-0	2:25	5-1	1st	+1.0	2,512
5/12	Oma	L, 5-4	3:23	5-2	1st	+0.5	2,117
5/13	Oma	L, 8-6	3:38	5-3	2nd	-0.5	2,512
5/14	Oma	W, 10-7	3:10	6-3	1st	+0.5	3,714
5/15	Oma	L, 4-2	3:09	6-4	2nd	-0.5	4,066
5/16	Oma	L, 8-3	3:04	6-5	3rd	-1.5	3,747
5/17	OFF DAY						
5/18	Tol	W, 6-1	2:58	7-5	3rd	-1.0	2,493
5/19	Tol	L, 8-2	2:41	7-6	4th	-1.5	2,157
5/20	Tol	L, 9-5	3:03	7-7	4th	-2.0	2,519
5/21	Tol	L, 3-2	2:45	7-8	4th	-3.0	3,434
5/22	Tol	W, 5-3	2:35	8-8	4th	-3.0	4,221
5/23	Tol	L, 12-5	3:03	8-9	4th	-3.0	3,509
5/24	OFF DAY						
5/25	Nas	L, 8-2	2:52	8-10	T4th	-3.0	2,842
5/26	Nas	L, 6-5	2:54	8-11	6th	-4.0	3,051
5/27	Nas	L, 11-0	3:11	8-12	6th	-5.0	3,553
5/28	Nas	L, 13-9	3:19	8-13	6th	-6.0	3,406
5/29	Nas	L, 8-3	3:14	8-14	6th	-7.0	3,817
5/30	Nas	L, 9-3	3:18	8-15	6th	-8.0	4,537
5/31	OFF DAY						
6/1	Ind	L, 5-3	2:53	8-16	6th	-9.0	2,604
6/2	Ind	PPD., Rescheduled as a DH on 6/4					
6/3	Ind	W, 3-2	2:43	9-16	T6th	-8.5	2,794
6/4	Ind	L, 10-3 (7)	2:26	9-17	T6th	-9.0	-
6/4	Ind	L, 5-2 (7)	2:12	9-18	T6th	-10.0	5,207
6/5	Ind	L, 3-2	2:39	9-19	7th	-11.0	4,723
6/6	Ind	W, 4-1 (8)	2:50 :42	10-19	7th	-11.0	4,292
6/7	OFF DAY						
6/8	low	W, 8-5	3:08	11-19	6th	-10.0	4,086
6/9	low	W, 8-4	2:55	12-19	T5th	-10.0	4,020
6/10	low	W, 9-7	3:21	13-19	5th	-10.0	3,838
6/11	low	L, 9-2	3:10	13-20	5th	-11.0	8,220
6/12	low	W, 7-1	2:55	14-20	5th	-10.0	6,960
6/13	low	W, 6-3	3:03	15-20	5th	-10.0	5,624
6/14	OFF DAY						
6/15	Tol	W, 5-4	2:45	16-20	5th	-10.0	9,282
6/16	Tol	L, 14-10	3:36	16-21	5th	-10.0	5,774
6/17	Tol	W, 8-2	3:12	17-21	5th	-10.0	6,047
6/18	Tol	W, 7-5	3:02	18-21	4th	-10.0	5,517
6/19	Tol	W, 12-4	3:20	19-21	4th	-9.0	9,098
6/20	Tol	L, 8-0	2:56	19-22	T4th	-10.0	9,282
6/21	OFF DAY						
6/22	Stp	L, 8-3	2:56	19-23	5th	-10.5	8,696
6/23	Stp	W, 7-6	3:12	20-23	T4th	-10.0	6,461
6/24	Stp	W, 3-0	2:20	21-23	4th	-10.0	5,520
6/25	Stp	W, 7-2	2:36	22-23	4th	-9.0	6,745
6/26	Stp	L, 6-4 (10)	3:09	22-24	4th	-10.0	9,364
6/27	Stp	W, 8-6	2:49	23-24	4th	-9.0	5,385
6/28	OFF DAY						
6/29	Tol	L, 7-3	3:03	23-25	4th	-9.0	3,718
6/30	Tol	L, 5-2	3:09	23-26	T4th	-9.0	3,306
7/1	Tol	L, 4-2	2:32	23-27	T4th	-10.0	3,510
7/2	Tol	W, 7-1	2:50	24-27	T4th	-9.0	9,001
7/3	Tol	L, 4-2	2:50	24-28	5th	-9.0	6,275
7/4	Tol	L, 5-4	2:59	24-29	5th	-10.0	6,430
7/5	OFF DAY						
7/6	Ind	W, 1-0	2:31	25-29	5th	-10.0	9,171
7/7	Ind	W, 2-0 (8)	2:51 :37	26-29	5th	-9.0	5,676
7/8	Ind	L, 10-3	3:02	26-30	5th	-9.0	4,914
7/9	Ind	W, 9-4	2:52	27-30	5th	-9.0	9,275
7/10	Ind	L, 11-1	2:51	27-31	5th	-9.5	8,528
7/11	Ind						
7/12	OFF DAY						
7/13	Stp	L, 19-1	3:00	27-32	5th	-10.0	6,606
7/14	Stp	L, 9-8	2:41	27-33	5th	-11.0	5,376
7/15	Stp	L, 9-5	3:14	27-34	5th	-11.0	7,062
7/16	Stp	W, 5-3	2:41	28-34	5th	-10.5	8,140
7/17	Stp	L, 8-0	3:02	28-35	5th	-12.0	7,814
7/18	Stp	L, 7-6 (10)	3:26	28-36	5th	-12.0	7,723

Date	Opp	Result	Time Delay	Rec.	Pos.	GA/B	Att.
7/19			OFF DAY				
7/20	low	L, 15-7	3:18	28-37	5th	-12.0	10,100
7/21	low	W, 7-4	2:55	29-37	5th	-11.0	7,357
7/22	low	W, 4-3	3:09	30-37	5th	-10.0	6,778
7/23	low	L, 9-4	3:11	30-38	5th	-11.0	10,100
7/24	low	L, 9-5 (10)	3:50	30-39	5th	-11.0	10,100
7/25	low	4:05					
7/26			OFF DAY				
7/27	Nas	8:05					
7/28	Nas	8:05					
7/29	Nas	8:05					
7/30	Nas	8:05					
7/31	Nas	8:05					
8/1	Nas	7:15					
8/2			OFF DAY				
8/3	Oma	7:05					
8/4	Oma	7:05					
8/5	Oma	7:05					
8/6	Oma	7:05					
8/7	Oma	7:05					
8/8	Oma	4:05					
8/9			OFF DAY				
8/10	Tol	7:05					
8/11	Tol	12:05					
8/12	Tol	7:05					
8/13	Tol	7:05					
8/14	Tol	7:05					
8/15	Tol	4:05					
8/16			OFF DAY				
8/17	Oma	8:05					
8/18	Oma	8:05					
8/19	Oma	8:05					
8/20	Oma	8:05					
8/21	Oma	8:05					
8/22	Oma	6:05					
8/23			OFF DAY				
8/24	Mem	8:10					
8/25	Mem	8:10					
8/26	Mem	8:10					
8/27	Mem	8:10					
8/28	Mem	7:35					
8/29	Mem	3:05					
8/30			OFF DAY				
8/31	Stp	6:15					
9/1	Stp	6:15					
9/2	Stp	12:05					
9/3	Stp	7:05					
9/4	Stp	7:05					
9/5	Stp	4:05					
9/6			OFF DAY				
9/7	Gwn	6:15					
9/8	Gwn	6:15					
9/9	Gwn	6:15					
9/10	Gwn	7:05					
9/11	Gwn	7:05					
9/12	Gwn	4:05					
9/13			OFF DAY				
9/14	Tol	6:35					
9/15	Tol	6:35					
9/16	Tol	6:35					
9/17	Tol	7:05					
9/18	Tol	7:05					
9/19	Tol	2:05					
9/20			OFF DAY				
9/21			OFF DAY				
9/22	Nas	8:05					
9/23	Nas	8:05					
9/24	Nas	8:05					
9/25	Nas	8:05					
9/26	Nas	7:15					
9/27			OFF DAY				
9/28			OFF DAY				
9/29	Lou	6:15					
9/30	Lou	6:15					
10/1	Lou	7:05					
10/2	Lou	7:05					
10/3	Lou	2:05					



#	Transaction	#	Transaction	#	Transaction
1	5/5- OF Ben Gamel to waivers (dfa) [27]	79	7/9- RHP Triston McKenzie to CLE (rec) [32+1]		
2	5/5- C Rene Rivera to CLE (pur) [26]	80	7/9- LHP Sam Hentges from CLE (opt) [33+1]		
3	5/6- C Angel Lopez Alvarez from LYN [27]	81	7/10- RHP Dalbert Siri released [32+1]		
4	5/7- RHP Justin Garza from AKR [28]	82	7/12- LHP Anthony Gose to the TI List [31+1]		
5	5/15- RHP Matt Koch from AZL [29]	83	7/12- LHP Ben Krauth to AKR [30+1]		
6	5/18- RHP Jean Carlos Mejia to CLE (rec) [28]	84	7/17- C Ryan Lavarney to the TI List [29+1]		
7	5/21- INF Andres Gimenez from CLE (opt) [29]	85	7/19- RHP Jean Carlos Mejia to CLE (rec) [28+1]		
8	5/22- LHP Kyle Nelson to CLE (rec) [28]	86	7/20- OF Jordan Luplow from CLE (mlr) [28+2]		
9	5/23- INF Owen Miller to CLE (pur) [27]	87	7/20- RHP DJ Johnson from CLE (opt) [29+2]		
10	5/23- LHP Zach Draper from AZL [28]	88	7/21- INF Yu Chang to CLE (rec) [28+2]		
11	5/23- RHP Jordan Stephens from AZL [29]	89	7/21- RHP Justin Garza from CLE (opt) [29+2]		
12	5/24- RHP Triston McKenzie from CLE (opt) [30]	90	7/22- LHP Sam Hentges to CLE (rec) [28+2]		
13	5/25- RHP Kevin Herget signed [31]	91	7/22- RHP Eli Morgan from CLE (opt) [29+2]		
14	5/25- LHP Tanner Tully from AKR [32]				
15	5/26- RHP Triston McKenzie to CLE (rec) [31]				
16	5/27- OF Bradley Zimmer to CLE (rec) [30]				
17	5/27- LHP Anthony Gose to the TI List [29]				
18	5/28- RHP DJ Johnson to the TI List [28]				
19	5/28- RHP Eli Morgan to CLE (rec) [27]				
20	5/29- RHP Nathan Ocker from LC [28]				
21	5/30- INF Ernie Clement to CLE (rec) [27]				
22	5/30- RHP Nathan Ocker to LC [26]				
23	5/30- RHP Heath Fillmyer signed [27]				
24	5/30- RHP Triston McKenzie from CLE (opt) [28]				
25	5/31- INF Ernie Clement from CLE (opt) [29]				
26	5/31- RHP Triston McKenzie to CLE (rec) [28]				
27	6/1- RHP Triston McKenzie from CLE (opt) [29]				
28	6/5- INF Bobby Bradley to CLE (rec) [28]				
29	6/5- RHP Blake Parker to CLE (pur) [27]				
30	6/7- RHP Eli Morgan from CLE (opt) [28]				
31	6/8- RHP Manuel Alvarez to AKR [27]				
32	6/8- LHP Tanner Tully to AKR [26]				
33	6/8- OF Trenton Brooks from AKR [27]				
34	6/10- LHP Zach Draper to AKR [26]				
35	6/10- LHP Anthony Gose from the TI List [27]				
36	6/10- RHP DJ Johnson from the TI List [28]				
37	6/11- OF Jordan Luplow from CLE (mlr) [28+1]				
38	6/12- RHP Triston McKenzie to CLE (rec) [27+1]				
39	6/12- LHP Kyle Nelson from CLE (opt) [28+1]				
40	6/13- RHP Triston McKenzie from CLE (opt) [29+1]				
41	6/13- INF Ernie Clement to CLE (rec) [28+1]				
42	6/14- LHP Kyle Nelson to CLE (rec) [27+1]				
43	6/14- OF Jordan Luplow to CLE (mlr) [27]				
44	6/15- RHP Eli Morgan to CLE (rec) [26]				
45	6/15- INF Owen Miller from CLE (opt) [27]				
46	6/16- LHP Ben Krauth from AZL [28]				
47	6/17- C Ryan Lavarney to CLE (pur) [27]				
48	6/19- LHP Francisco Perez from AKR [28]				
49	6/20- C Gianpaul Gonzalez from LC [29]				
50	6/22- OF Franmil Reyes from CLE (mlr) [29+1]				
51	6/23- C Roberto Perez from CLE (mlr) [29+2]				
52	6/23- C Angel Lopez Alvarez to AKR [28+2]				
53	6/23- C Mike Rivera from AKR [29+2]				
54	6/24- RHP Justin Garza to CLE (pur) [28+2]				
55	6/25- RHP Cam Hill from AKR (mlr) [28+3]				
56	6/28- C Roberto Perez to AKR (mlr) [28+2]				
57	6/28- OF Franmil Reyes to AKR (mlr) [28+1]				
58	6/28- LHP Logan Allen to CLE (rec) [27+1]				
59	6/28- OF Oscar Mercado to CLE (rec) [26+1]				
60	6/29- OF Alex Call from AKR [27+1]				
61	6/29- RHP Brad Peacock signed [28+1]				
62	6/29- LHP Kyle Nelson from CLE (opt) [29+1]				
63	6/30- INF Owen Miller to CLE (rec) [28+1]				
64	6/30- C Ryan Lavarney from CLE (out) [29+1]				
65	6/30- RHP Zack Godley signed [30+1]				
66	7/1- INF Owen Miller from CLE (opt) [31+1]				
67	7/1- C Mike Rivera to AKR [30+1]				
68	7/2- C Roberto Perez from AKR (mlr) [30+2]				
69	7/3- C Roberto Perez to CLE (mlr) [30+1]				
70	7/5- INF Yu Chang from CLE (opt) [31+1]				
71	7/6- OF Oscar Gonzalez from AKR [32+1]				
72	7/6- C Wilson Ramos signed [33+1]				
73	7/7- OF Daniel Johnson to CLE (rec) [32+1]				
74	7/7- INF Owen Miller to CLE (rec) [31+1]				
75	7/7- RHP DJ Johnson to CLE (pur) [30+1]				
76	7/7- LHP Logan Allen from CLE (opt) [31+1]				
77	7/8- INF Owen Miller from CLE (opt) [32+1]				
78	7/8- RHP Jean Carlos Mejia from CLE (rec) [33+1]				

CLE- Cleveland (ML), AKR- Akron (AA), LC- Lake County (A+), LYN- Lynchburg (A), AZL- Arizona League (R)
 clm- claimed, dfa- designated, mlr- rehab, opt- optioned, out- outrighted, pur- purchased, rec- recalled, trd- traded