



GAME NOTES

NORTHWEST ARKANSAS NATURALS

3000 GENE GEORGE BLVD • SPRINGDALE, AR 72762 • PH: 479.927.4900 • FAX: 479.756.8088

WWW.NWANATURALS.COM /NATURALS NWANATURALS @NWANATURALS

NORTHWEST ARKANSAS NATURALS (31-31) vs. SPRINGFIELD CARDINALS (25-38)



LHP Dante Biasi (4-0, 4.40 ERA) vs. RHP Kyle Leahy (3-6, 6.71 ERA)

Tuesday, June 21st, 2022 • 7:05 PM (CT) First Pitch • Arvest Ballpark • Springdale, Arkansas

Game 63 of 138 • Home Game 30 of 68 • Home Record: 12-17 • Night Game Record: 23-26 • North Division Record: 18-20

Streak: W2 • Last 5: 2-3 • Last 10: 6-4 • Road Record: 19-14 • Day Game Record: 8-5 • South Division Record: 13-11

Listen: www.milb.com/northwest-arkansas/fans/audio-listen-live • Watch: MiLB.tv



UPCOMING GAMES & PITCHING PROBABLES

Wednesday, June 22, 2022
Thursday, June 23, 2022
Friday, June 24, 2022

SPRINGFIELD
SPRINGFIELD
SPRINGFIELD

12:05 p.m. CT
7:05 p.m. CT
7:05 p.m. CT

TBD vs. RHP Connor Lunn (2-3, 4.36 ERA)
RHP Alec Marsh (1-5, 7.24 ERA) vs. RHP Edgar Escobar (3-3, 6.41 ERA)
LHP Angel Zerpa (1-4, 4.34 ERA) vs. RHP Michael McGreevy (2-2, 4.78 ERA)

BY THE NUMBERS

(UNDERLINE INDICATES MLB LEADER) (BOLD INDICATES DOUBLE-A LEADER) (ITALICS INDICATES DOUBLE-A WORST)

.262 (5th) < AVG	.240 (9th) < ERA
373 (2nd) < R	334 (7th) < WHIP
557 (4th) < H	504 (7th) < AVG
68 (8th) < HR	77 (14th) < IP
264 (5th) < BB	301 (2nd) < H
568 (6th) < K	602 (9th) < R
87 (3rd) < SB	50 (8th) < HR
349 (6th) < OBP	345 (7th) < BB
.424 (5th) < SLG	.402 (8th) < K
.773 (7th) < OPS	.747 (8th) < SHO

SERIES HISTORY

NWA ALL-TIME vs. Cardinals	219-196 (.528)
NWA ALL-TIME in Springdale	127-75 (.629)
NWA ALL-TIME in Springfield	92-121 (.432)

2022 vs. Cardinals	5-4 (.556)
2022 in Springdale	
2022 in Springfield	5-4 (.556)

DATE	H/R	SCORE	WIN	LOSS	SAVE
4/8/22	R	W, 11-8	A. Sottillet	G. Black	-
4/9/22	R	L, 14-11	J. Quezada	A. Veneziano	F. Pacheco
4/10/22	R	L, 10-5	M. Brettell	A. Zerpa	-
5/3/22	R	L, 12-5	D. Roach	A. Veneziano	-
5/4/22	R	W, 13-3	M. Martinez	K. Leahy	-
5/5/22	R	W, 9-6	Y. Del Rosario	G. Black	W. Pennington
5/6/22	R	L, 2-1	T. Pike	H. Capps	F. Pacheco
5/7/22	R	W, 9-6	D. Parrish	C. Lunn	-
5/8/22	R	W, 9-5	W. Pennington	F. Pacheco	-
6/21/22	H				
6/22/22	H				
6/23/22	H				
6/24/22	H				
6/25/22	H				
6/26/22	H				
7/22/22	H				
7/23/22	H				
7/24/22	H				
8/23/22	H				
8/24/22	H				
8/25/22	H				
8/26/22	H				
8/27/22	H				
8/28/22	H				

NATURALS PR DEPARTMENT • NATURALSPR@GMAIL.COM

Dustin Dethlefs – Director, Marketing & PR – dustin@nwanaturals.com
Nicholas Badders – Broadcaster/Media Relations/Baseball Ops – nicholas@nwanaturals.com
Adam Annaratore – Creative Services Coordinator – adam@nwanaturals.com
Kelsey Chanler – Marketing and Creative Services Assistant – kelsey@nwanaturals.com

SUNDAY'S GAME

	1	2	3	4	5	6	7	8	9	R	H	E	LO
Arkansas	0	0	0	0	0	0	0	0	0	0	4	0	5
NW Arkansas	1	0	3	0	0	0	0	0	x	4	8	0	11

Win: Anthony Veneziano (4-4) Loss: Stephen Kolek (4-5) Save: None

SPRINGDALE, AR – For the second straight game, the Northwest Arkansas Naturals kept the Arkansas Travelers off the scoreboard, with a 4-0 shutout win Sunday afternoon to secure a series split and climb back to .500.

- **Anthony Veneziano** twirled another brilliant outing, as the left-hander threw 6.0 scoreless innings, allowing just three hits and two walks while striking out six, his third straight start of six innings or more.
- **Jake Brentz** followed Veneziano, pitching a scoreless seventh as the start of his Major League rehab assignment, then **Yefri Del Rosario** and **Andres Sotillet** each pitched scoreless innings to finish off the game.
- After erasing a leadoff singe in the first inning with a double play, Veneziano did not put another run on until there were two outs in the fourth inning. From the fifth through the end of the eighth, he Brentz and Del Rosario combined to retire 10 in a row, as the Naturals' pitching staff held the Travelers scoreless for the final 19 innings of the week.
- Northwest Arkansas' offense gave Veneziano early run support, as the team took a 1-0 lead in the first inning. **Maikel Garcia** walked and stole second to lead off the inning, moved to third on a **Tucker Bradley** single and scored on a fielder's choice off the bat of **Logan Porter**.
- Three more runs scored in the third inning, as Porter doubled, **Seuly Matias** was hit by a pitch and they both scored on a two-run double from **John Rave**. Rave then scored moments later on a single from **Tyler Cropley**, the final run of the afternoon.
- Cropley reached base in all four of his trips to the plate, also being hit by a pitch three times, tying a Naturals record. Bradley and **Bret Bewley** each had two hits, with Bewley drawing a walk as well.

NATURALS HITTING LEADERS

GAMES	Maikel Garcia (59)
AT-BATS	Maikel Garcia (241)
RUNS	Maikel Garcia (45)
HITS	Maikel Garcia (71)
TOTAL BASES	Michael Massey (109)
DOUBLES	Maikel Garcia (18)
TRIPLES	Tucker Bradley (3)
HOME RUNS	Seuly Matias (10)
RUNS BATTED IN	Michael Massey (48)
WALKS	Maikel Garcia (35)
STRIKEOUTS	Robbie Glendinning (76)
STOLEN BASES	Maikel Garcia (20)
BATTING AVERAGE	Logan Porter (.329)
ON-BASE %	Logan Porter (.468)
SLUGGING %	Logan Porter (.534)
OPS	Logan Porter (1.002)

NATURALS PITCHING LEADERS

WINS	Five Tied (4)
LOSSES	Alec Marsh (5)
ERA	Drew Parrish (2.13)
GAMES	Yefri Del Rosario (20)
STARTS	Marsh & Veneziano (12)
COMPLETE GAMES	Anthony Veneziano (1)
GAMES FINISHED	Dipoto & Willemann (12)
SAVES	Three Tied (2)
INNINGS	Anthony Veneziano (56.0)
HITS	Alec Marsh (56)
RUNS	Alec Marsh (43)
EARNED RUNS	Alec Marsh (41)
HOME RUNS	Alec Marsh (12)
HIT BATTERS	Parrish & Phillips (5)
WALKS	Anthony Veneziano (32)
STRIKEOUTS	Alec Marsh (83)

* INDICATES LEAGUE LEADER // ^ INDICATES DOUBLE-A LEADER

THIS DAY IN NATURALS HISTORY

The Naturals are 5-7 all-time when playing on June 21

On June 21, 2018, the Northwest Arkansas Naturals handily beat the Tulsa Drillers, 17-3 at ONEOK Field. Second baseman **Nicky Lopez** led the charge, hitting for the first (and only) cycle in Naturals history, as he went 5-for-6 from the leadoff spot, with four runs scored and two driven in. Lopez singled to cap an 8-pitch at-bat in the first inning, doubled in the third, tripled in a run in the fourth and homered in the sixth inning, completing the cycle in order in his first four trips to the plate. He added a single for good measure in the seventh inning and later came around to score as the Naturals scored at least two runs in the 3rd, 4th, 5th, 6th and 7th innings. Seven Naturals batters recorded hits, while seven scored at least two runs and eight different Naturals hitters drove in a run, including a team-best four from catcher **Nick Dini** in a 3-for-4 day at the plate with a pair of homers.

HOME/AWAY

Home Games	12-17
Away Games	19-14

TIME OF DAY

Night Games	23-26
Day Games	8-5

MONTH

April	9-11
May	13-12
June	9-8
July	
August	
September	

OPPONENT

vs. Amarillo	3-3
vs. Arkansas	5-7
vs. Corpus Christi	2-4
vs. Frisco	4-2
vs. Midland	4-2
vs. San Antonio	
vs. Springfield	5-4
vs. Tulsa	4-2
vs. Wichita	4-7

DAY OF THE WEEK

on Monday	
on Tuesday	4-6
on Wednesday	5-4
on Thursday	4-7
on Friday	6-5
on Saturday	6-5
on Sunday	6-4

THIS HOMESTAND

Record	3-3
Team Batting Average	(.220)
Home Runs	4
Runs/Runs Per Game	29/4.83
Team ERA	6.17
Strikeouts	55
Saves/Opportunities	0/1

THIS WEEK IN NATURALS BASEBALL

MONDAY	TUESDAY	WEDNESDAY	THURSDAY	FRIDAY	SATURDAY	SUNDAY
6/20 OFF	6/21 VS. SPRINGFIELD 7:05 PM	6/22 VS. SPRINGFIELD 12:05 PM	6/23 VS. SPRINGFIELD 7:05 PM	6/24 VS. SPRINGFIELD 7:05 PM	6/25 VS. SPRINGFIELD 6:05 PM	6/26 VS. SPRINGFIELD 2:05 PM



FOLLOW THE LEADER

Manager Chris Widger enters his first season at the helm of the Naturals, after previous stops in *Advanced Rookie* Burlington (2019) and *High-A* Quad Cities (2021) managing Royals affiliates.

- 17 of the Naturals' 28 active players played for Widger with the Quad Cities River Bandits last season.
- 8 of the Naturals' 28 active players played under Widger with the Burlington Royals, then in Quad Cities and now in Northwest Arkansas: **Dante Biasi, Jonah Dipoto, Maikel Garcia, Jake Means, Noah Murdock, Zack Phillips, Logan Porter** and **John Rave**.

EXTREME ENDS OF THE SPECTRUM

When looking at the Naturals' numbers one game to the next, it appears rather black and white with what leads to a win or loss.

- When scoring seven runs or more, the Naturals are 25-2, while when scoring six runs or less, just 6-29.
- The Naturals are 19-6 when recording 10 hits or more, but when they get nine hits or less, are just 12-25.
- The Naturals are 20-8 when out-hitting their opponent or hits are tied, but 2-23 when out-hit by their opponent.
- When the Naturals score first, they are 20-10, whereas 11-21 when the opponent scores first.

ONE RUN GOES A LONG WAY

The Naturals are 3-13 in one-run games this season, meaning 13 of their 31 losses this season have been decided by just one run.

- Nine of the Naturals' last 17 losses have been by just a run, as well as four of seven losses to the Travelers this season.
- The Naturals have had the winning run at the plate in six losses this season (all one-run losses) and had the tying run at the plate or on base in 13 losses this season (including 10 of their one-run losses).

RIGHT WHERE THEY BELONG

The Northwest Arkansas Naturals have generally hovered around .500 for most of the season, with the win Sunday bringing the team back to .500 with a 31-31 record ... the Naturals have been at or within a game of .500 after 39 of 62 games this season.

- The team has peaked at two games above .500, at a 15 - 13 record after the game May 10, but with a low-point of four games under .500 on two occasions.
- After 14 of 62 games this season, the Naturals have ended the day with an even .500 record.
- After 25 of 62 games this season, the Naturals have ended the day within a game of .500, either one game over or under.

Yo, You Wanna See Some Real Speed?

Through 62 games, the Naturals have stolen 87 bases in 103 attempts (average 1.40 steals/game, 84.47% success rate).

- 87 steals ranks third in the Texas League, fifth in Double-A and 22nd in the Minors.
- Maikel Garcia's** 20 steals (in 22 attempts) ranks fourth in the Texas League and tied eighth in all of Double-A.
- The Naturals have pulled off a double steal 12 times, meaning 24 of 87 steals this year (27.6%) have come on a double-steal.
- The Naturals have stolen at least one base in 40 of 62 games this season, including 23 games with two or more steals, with three occasions where the team has stolen five bases, with perfect 5-for-5 steal efforts as a club on 5/13 vs. Wichita and 5/21 @ Arkansas.

GAR-SEE YA ON BASE

Shortstop **Maikel Garcia** has reached base in 52 of the 59 games he has played in this season, reaching base multiple times on 35 occasions, including a team-best 20 multi-hit games.

- In 279 plate appearances, the Venezuelan has reached base 104 times (71 hits + 35 walks), for a .381 on-base percentage.
- Garcia has walked 35 times and struck out 46 times, a 0.76 K/BB rate.
- The shortstop places among the Texas League leaders in several categories, ranking tied third in hits (71), fourth in doubles (18) and steals (20) and tied eighth in runs scored (45) ... he ranks among the Double-A leaders in hits (tied fifth), doubles (tied sixth), steals (tied sixth) and runs scored (tied ninth).
- His 14-game hitting streak between April 27 and May 12 is the longest on the Naturals this year, tied for the 15th-longest in club history and tied for the second-longest in the Texas League this season ... in those 14 games, he hit .397 (23-for-58) with six doubles and a .970 OPS.

PUSHIN P(ORTER)

Catcher **Logan Porter** has quietly flown under the radar as one of the top hitters in the Royals system so far in 2022.

- Among full-season Minor League hitters, Porter ranks third in on-base percentage (.468) ... he places second among Double-A hitters in OBP and seventh in batting average (.329) OPS (1.002) ... in the Texas League, he is second in OBP, fifth in OPS, sixth in batting average and ninth in slugging percentage (.534).
- Among qualified Royals minor league hitters, Porter has the highest on-base percentage and OPS, is tied with teammate Tyler Gentry for the highest batting average and ranks third in slugging percentage behind Omaha's Vinnie Pasquantino (.586) and Gentry (.537).
- Porter has reached base in 41 of 44 games he's played this season, with hits in 30 of 44 and 16 multi-hit games, nine of which came in May.
- In the month of June, Porter is hitting .359 (14-for-39) with three home runs and eight runs batted in, along with a 1.211 OPS. His batting average this month ranks seventh in the Texas League, while his OPS ranks as the second-highest.
- In the month of May, Porter hit .343 (24-for-70) with a team-best 1.017 OPS and he had drove in 13 runs with 11 walks.

TYLER, THE CREATOR (OF RUNS)

Since joining the Naturals at the start of last week from High-A Quad Cities, outfielder **Tyler Gentry** has not skipped a beat from his hot start with the River Bandits.

- Through his first five games with the Naturals, Gentry is hitting .286 (6-for-21) with four extra base hits (two doubles, two home runs) and five runs batted in ... his five RBI last week were tied for the team lead.
- Gentry ranks as one of best hitters in the Royals' system this season, tied with Logan Porter for the highest batting average (.329), while second in on-base percentage (.420), slugging percentage (.537) and OPS (.957).
- While he played in just 10 games in April, the 2020 Draft Pick had a ridiculous start to the season, hitting .471 (16-for-34) with five extra-base hits and seven runs batted in for Quad Cities ... he had hits in his last seven games with the River Bandits before being promoted to Northwest Arkansas, each of his first seven games in the month of June.

NUMERICAL QUICK ROSTER

#	PLAYER	POS	B/T
1	Rave, John	OF	L/L
2	Cropley, Tyler	C	R/R
3	Rivero, Sebastian	C	R/R
4	Grotjohn, Ryan	INF/OF	L/R
7	Bewley, Brhet	INF/OF	R/R
8	Garcia, Maikel	INF	R/R
9	Means, Jake	INF	R/R
11	Porter, Logan	C	R/R
12	Bradley, Tucker	OF	L/L
13	Loftin, Nick	INF/OF	R/R
14	Capps, Holden	LHP	R/L
15	Marsh, Alec	RHP	R/R
16	Glendinning, Robbie	INF	R/R
17	Phillips, Zack	LHP	L/L
19	Gentry, Tyler	OF	R/R
21	Lacy, Asa (7-IL)	LHP	L/L
22	Woods Jr., Stephen	RHP	R/R
25	Matias, Seuly	OF	R/R
27	Pennington, Walter	LHP	L/L
28	Brentz, Jake (ML REHAB)	LHP	L/L
29	Murdock, Noah	RHP	R/R
32	Veneziano, Anthony	LHP	L/L
33	Klein, Will	RHP	R/R
34	Cosby, Christian	RHP	R/R
35	Webb, Nathan (7-IL)	RHP	R/R
38	Biasi, Dante	LHP	L/L
39	Sotillet, Andres	RHP	R/R
41	Haake, Zach (7-IL)	RHP	R/R
44	Stupienski, Gavin (DEV)	INF/C	L/R
45	Del Rosario, Yefri	RHP	R/R
51	Chamberlain, Christian	LHP	L/L
55	Dipoto, Jonah	RHP	R/R

ALPHABETICAL QUICK ROSTER

#	PLAYER	POS	B/T
7	Bewley, Brhet	INF/OF	R/R
38	Biasi, Dante	LHP	L/L
28	Brentz, Jake (ML REHAB)	LHP	L/L
12	Bradley, Tucker	OF	L/L
14	Capps, Holden	LHP	R/L
51	Chamberlain, Christian	LHP	L/L
34	Cosby, Christian	RHP	R/R
2	Cropley, Tyler	C	R/R
45	Del Rosario, Yefri	RHP	R/R
55	Dipoto, Jonah	RHP	R/R
8	Garcia, Maikel	INF	R/R
19	Gentry, Tyler	OF	R/R
16	Glendinning, Robbie	INF	R/R
4	Grotjohn, Ryan	INF/OF	L/R
41	Haake, Zach (7-IL)	RHP	R/R
33	Klein, Will	RHP	R/R
21	Lacy, Asa (7-IL)	LHP	L/L
13	Loftin, Nick	INF/OF	R/R
15	Marsh, Alec	RHP	R/R
25	Matias, Seuly	OF	R/R
9	Means, Jake	INF	R/R
29	Murdock, Noah	RHP	R/R
27	Pennington, Walter	LHP	L/L
17	Phillips, Zack	LHP	L/L
11	Porter, Logan	C	R/R
1	Rave, John	OF	L/L
3	Rivero, Sebastian	C	R/R
39	Sotillet, Andres	RHP	R/R
44	Stupienski, Gavin (DEV)	INF/C	L/R
32	Veneziano, Anthony	LHP	L/L
35	Webb, Nathan (7-IL)	RHP	R/R
22	Woods Jr., Stephen	RHP	R/R

BATTING

LEFTIES	4
RIGHTIES	8
SWITCH	0

PITCHING

LEFTIES	7
RIGHTIES	10

PRO-NUN-SEE-AY-SHUNS

4 RYAN GROTJOHN (GROET-john)

21 ASA LACY (AY-suh)

41 ZACH HAAKE (hockey)

BENCH COACH 23: MIKE JIRSCHLE (jursh-LEE)

7 BRHET BEWLEY (Brett Bew-lee)

32 ANTHONY VENEZIANO (va-nee-zee-ah-no)

45 YEFRI DEL ROSARIO (Jeffry)

8 MAIKEL GARCIA (my-KELL gar-SEE-uh)

38 DANTE BIASI (bee-AH-zee)

53 ÁNGEL ZERPA (AHN-hel SAIR-pah)

25 SEULY MATIAS (soo-lee mah-TEE-as)

39 ÁNDRES SOTILLET (ahn-DRACE soh-tee-YAY)

55 JONAH DIPOTO (dih-POH-to)



NATURALS HARDWARE SHELF

Players of the Month

TBD

Pitchers of the Month (1)

- May: LHP Drew Parrish ... started five games and went 3-1 with a 0.59 ERA (2 ER in 30.2 IP) ... only allowed 15 hits and four walks, while striking out 29 opposing hitters ... among qualified Texas League pitchers, threw the most innings and had the lowest ERA and WHIP (0.62), while holding opponents to a .144 average.

Players of the Week (2)

- April 25 to May 1: 2B Michael Massey ... hit .417 (10-for-28) across six games with a league-best 19 total bases and nine runs batted in, while tied for the Texas League lead with 10 hits. His 1.221 OPS ranked third among players with at least 20 at-bats, while his .417 average tied for second among that same group.
- May 23 to May 29: 2B Michael Massey ... hit a league-best .481 (13-for-27) across six games in Midland, while tied for the league lead with 19 total bases. He drove in nine runs as well, doubling three times with one home run, a go-ahead grand slam on May 24 and collected multiple hits in each of the first five games of the series.

Pitchers of the Week (3)

- May 2 to May 8: LHP Drew Parrish ... threw 7.0 scoreless innings on May 7 @ Springfield ... held the Cardinals to just two hits and one walk while striking out four. He retired the first eight he faced and the final five, with five 1-2-3 frames.
- May 9 to May 15: LHP Drew Parrish ... threw 7.0 scoreless innings on May 13 vs. Wichita ... held the Wind Surge to just three hits and no walks while striking out nine. Between the second and sixth innings, he retired 13 straight batters, retiring the side 1-2-3 in the first inning, as well as the third through sixth.
- June 6 to June 12: LHP Anthony Veneziano ... threw 7.0 scoreless innings in a complete-game shutout on June 9 @ Tulsa ... held the Drillers to just three hits and one walk while striking out five, on 79 pitches. Retired the final eight hitters he faced and 11 of the last 12, only needing five pitches for a 1-2-3 seventh inning to end the night.

TOOLS TEAM

Five Naturals players were listed in *Baseball America's* 2022 Best Tools Survey of the Kansas City Royals' organization.

- CF Nick Loftin is rated as having the "Best Strike-Zone Discipline" in the system.
- SS Maikel Garcia is rated as having the "Best Infield Arm" in the system.
- RF Seuly Matias is rated as having the "Best Outfield Arm" in the system.
- LHP Asa Lacy is rated as having the "Best Slider" in the system.
- C Sebastian Rivero is rated as being the "Best Defensive Catcher" in the system.
- LHP Ángel Zepa is rated as having the "Best Control" in the system.

QUICK FACTS

Founded	2008
Colors	Navy Blue, Burgundy, Gold and White
League	Texas League (Since 2008)
Ownership	Rich Entertainment Group
General Manager	Justin Cole (9th Season)
Home Ballpark (Capacity)	Arvest Ballpark (7,350, 6,500 seats)
Dimensions	LF- 327 LCF- 377 CF- 400 RCF- 378 RF- 325
Wall Heights	LF-LCF: 9 feet CF: 11 feet RCF-RF: 9 feet













ROSTER BREAKDOWN

Age 20	0	Native of Australia	1
Age 21	0	Native of Dominican Republic	2
Age 22	5	Native of United States	25
Age 23	7	Native of Venezuela	3
Age 24	7	Acquired by Royals via Free Agency	12
Age 25	5	(International)	4
Age 26	4	(Minor League)	5
Age 27	3	(Undrafted)	3
Age 28	1	Acquired by Royals via Trade	1
Age 29	0	Acquired by Royals via First Year Player Draft	18
Average Age	24 Years 103 Days	(High School)	1
Median Age	24	(Rounds 1-5)	7
		(2nd Year/College)	0
		(Rounds 6-10)	5
		(3rd Year/College)	13
		(Rounds 11-20)	1
		(4th+ Year/College)	4
		(Rounds 21-40)	5
		(2016-18 Drafts)	5
		(2019 Draft)	8
		(2020 Draft)	5
		(2021 Draft)	0

ROYALS TOP-30 PROSPECTS (RANKING ACCORDING TO MLB PIPELINE)

#	PLAYERS (POSITION)	OVERALL RANKING	BASEBALL AMERICA RANKING
2	Asa Lacy (LHP) (IL)	66th Overall / 4th LHP	Royals 5th / 9th LHP
4	Nick Loftin (OF)		Royals 12th
9	Alec Marsh (RHP)		Royals 14th
10	Ángel Zepa (LHP)		Royals 24th
14	Anthony Veneziano (LHP)		Royals 30th
16	Will Klein (RHP)		Royals 22nd
18	Maikel Garcia (SS)		Royals 15th
20	Noah Murdock (RHP)		Royals 26th
24	Tyler Gentry (OF)		-
26	Nathan Webb (RHP) (IL)		-
27	Christian Chamberlain (LHP)		-
-	Yefri Del Rosario (RHP)		Royals 25th

UNIFORM RECORDS

 Navy/Red (18-17) Home: 8-10 Road: 10-7	 Red (9-7) Home: 0-0 Road: 9-7	 White/Navy (3-5) Home: 3-5 Road: 0-0	 Los Naturales Home: 0-0 Road: 0-0	 Growlin' Chickens Home: 1-1 Road: 0-0	 Fauxback Home: 0-0 Road: 0-0
 White (9-8) Home: 9-8 Road: 0-0	 Grey (8-6) Home: 0-0 Road: 8-6	 Navy (13-15) Home: 2-7 Road: 11-8	 Los Naturales Home: 0-0 Road: 0-0	 Growlin' Chickens Home: 1-1 Road: 0-0	 Fauxback Home: 0-0 Road: 0-0
HOME UNIFORM COMBINATIONS			ROAD UNIFORM COMBINATIONS		
Navy/Red Hat & White Jersey: 7-6 White Hat & White Jersey: 2-2 Red Hat & White Jersey: 0-0			Navy/Red Hat & Navy Jersey: 1-4 White Hat & Navy Jersey: 1-3 Red Hat & Navy Jersey: 0-0		
Specialty/Theme Uniforms: 2-1			Navy/Red Hat & Grey Jersey: 4-2 Red Hat & Grey Jersey: 4-4 Red Hat & Navy Jersey: 5-3		

NATURALS IN-SEASON BIRTHDAYS

APRIL (3)

4/14 – Walter Pennington (24)
4/14 – Jake Means (26)
4/25 – Ryan Grotjohn (27)

MAY (5)

5/6 – Tucker Bradley (24)
5/7 – Derrick Lewis (46)
5/14 – Alec Marsh (24)
5/14 – Christian Colón (33)
5/21 – Chris Widger (51)

JUNE (2)

6/2 – Asa Lacy (23)
6/10 – Stephen Woods Jr. (27)

JULY (3)

7/11 – Zack Phillips (24)
7/12 – Logan Porter (27)
7/20 – Christian Chamberlain (23)

AUGUST (2)

8/20 – Noah Murdock (24)
8/20 – Nathan Webb (25)

SEPTEMBER (6)

9/1 – Anthony Veneziano (25)
9/3 – Jonah Dipoto (26)
9/4 – Seuly Matias (24)
9/23 – Yefri Del Rosario (23)
9/25 – Nick Loftin (24)
9/27 – Ángel Zepa (23)



2022 BREAKING ROSTER

Pitchers (16): LHP Dante Biasi, LHP Holden Capps, RHP Christian Cosby, RHP Yefri Del Rosario, RHP Jonah Dipoto, RHP Zach Haake, LHP Asa Lacy, RHP Alec Marsh, LHP Drew Parrish, LHP Zack Phillips, RHP Ándres Sotillet, LHP Anthony Veneziano, RHP Nathan Webb, RHP Zach Willeman, RHP Stephen Woods Jr. and LHP Ángel Zerpa.

Catchers (3): Tyler Cropley, Sebastian Rivero, Logan Porter

Infielders (7): Nathan Eaton, Maikel Garcia, Robbie Glendinning, Ryan Grotjohn, Michael Massey, Jake Means, Gavin Stupiensi

Outfielders (4): Tucker Bradley, Nick Loftin, Seuly Matias, John Rave

- 4/4 Kansas City Royals announce Breaking Roster
- 4/8 LHP **Holden Capps** placed on the development list
- INF **Gavin Stupiensi** placed on the development list
- 4/12 RHP **Nate Webb** placed on the 7-day injured list
- 4/16 LHP **Holden Capps** activated from the development list
- 4/19 C **Tyler Cropley** placed on the 7-day injured list
- RHP **Christian Cosby** placed on the 7-day injured list
- INF **Gavin Stupiensi** activated from the development list
- 4/21 LHP **Walter Pennington** transferred to Northwest Arkansas (AA) from Quad Cities (A+)
- 4/23 RHP **Zach Haake** placed on the 7-day injured list
- RHP **Patrick Halligan** transferred to Northwest Arkansas (AA) from Columbia (A)
- 4/26 RHP **Patrick Halligan** transferred to Quad Cities (A+) from Northwest Arkansas (AA)
- 4/28 RHP **Ándres Sotillet** transferred to Omaha (AAA) from Northwest Arkansas (AA)
- 5/3 INF **Ryan Grotjohn** placed on the Development List
- INF **Brhet Bewley** activated from the Quad Cities Injured List and transferred to Northwest Arkansas (AA)
- LHP **Patrick Smith** transferred to Northwest Arkansas (AA) from Quad Cities (A+)
- LHP **Marcelo Martinez** transferred to Northwest Arkansas (AA) from Omaha (AAA)
- 5/8 C **Sebastian Rivero** recalled by Kansas City (MLB) from Northwest Arkansas (AA)
- 5/9 C **Sebastian Rivero** optioned to Northwest Arkansas (AA)
- C **Sebastian Rivero** recalled by Kansas City (MLB) from Northwest Arkansas (AA)
- 5/10 LHP **Asa Lacy** placed on the 7-day injured list
- INF **Ryan Grotjohn** activated from the Development List
- 5/13 C **Sebastian Rivero** optioned to Northwest Arkansas (AA)
- 5/14 LHP **Patrick Smith** placed on the Development List
- RHP **Will Klein** activated from the 7-day injured list
- 5/17 C **Sebastian Rivero** recalled by Kansas City (MLB) from Northwest Arkansas (AA)
- 5/21 LHP **Marcelo Martinez** transferred to Omaha (AAA) from Northwest Arkansas (AA)
- 5/24 LHP **Patrick Smith** transferred to Quad Cities (A+) from Northwest Arkansas (AA)
- RHP **Ándres Sotillet** transferred to Northwest Arkansas (AA) from Omaha (AAA)
- 5/26 OF **John Rave** transferred to Omaha (AAA) from Northwest Arkansas (AA)
- INF **Nate Eaton** transferred to Omaha (AAA) from Northwest Arkansas (AA)
- 5/28 C **Sebastian Rivero** optioned to Northwest Arkansas (AA)
- 5/31 RHP **Christian Cosby** activated from the 7-day injured list
- LHP **Christian Chamberlain** transferred to Northwest Arkansas (AA) from Quad Cities (A+)
- RHP **Zach Willeman** transferred to Omaha (AAA) from Northwest Arkansas (AA)
- 6/1 OF **Parker Bates** transferred to Northwest Arkansas (AA) from Quad Cities (A+)
- RHP **Ándres Sotillet** transferred to Omaha (AAA) from Northwest Arkansas (AA)
- 6/3 LHP **Drew Parrish** transferred to Omaha (AAA) from Northwest Arkansas (AA)
- RHP **Noah Murdock** transferred to Northwest Arkansas (AA) from Quad Cities (A+)
- 6/4 OF **John Rave** transferred to Northwest Arkansas (AA) from Omaha (AAA)
- 6/7 OF **Parker Bates** transferred to Quad Cities (A+) from Northwest Arkansas (AA)
- 6/10 RHP **Ándres Sotillet** transferred to Northwest Arkansas (AA) from Omaha (AAA)
- LHP **Ángel Zerpa** recalled by Kansas City (MLB) from Northwest Arkansas (AA)
- 6/12 LHP **Ángel Zerpa** optioned to Northwest Arkansas (AA)
- OF **Seuly Matias** placed on the 7-day injured list
- 6/14 INF **Michael Massey** transferred to Omaha (AAA) from Northwest Arkansas (AA)
- OF **Tyler Gentry** transferred to Northwest Arkansas (AA) from Quad Cities (A+)
- C **Tyler Cropley** activated from the 7-day injured list
- LHP **Gabe Speier** transferred to Northwest Arkansas (AA) on Major League Rehab
- RHP **Matt Peacock** transferred to Northwest Arkansas (AA) on Major League Rehab
- 6/17 LHP **Gabe Speier** returned from Rehab Assignment to Kansas City (MLB) from Northwest Arkansas (AA)
- RHP **Matt Peacock** returned from Rehab Assignment to Kansas City (MLB) from Northwest Arkansas (AA)
- 6/19 OF **Seuly Matias** activated from the on the 7-day injured list
- C **Gavin Stupiensi** placed on the Development List
- LHP **Jake Brentz** transferred to Northwest Arkansas (AA) on Major League Rehab



#36 CHRIS WIDGER • MANAGER

- Chris Widger will manage the Naturals after guiding the River Bandits to a High-A Central championship in their first season as a Kansas City affiliate in 2021. In doing so, he was named the Minor League Manager of the Year by *Baseball America* following the 2021 season.
- 2022 marks Widger's seventh year in the Royals' organization, as he was slated to manage Advanced-A Wilmington in 2020 and led Burlington to the Appalachian League Championship Series in his first season as Manager in 2019. Prior to that, he was Wilmington's Bench Coach from 2016-18.
- Before joining the Royals organization, he managed the Independent League Camden Riversharks in 2015 and was their Pitching Coach from 2012-14.
- A third-round pick by Seattle in the 1992 Draft, Widger played in parts of 10 seasons in the Majors with the Mariners (1995-96, 2000), Expos (1997-2000), Yankees (2002), Cardinals (2003), White Sox (2005-06) and Orioles (2006), winning a World Series with Chicago in 2005.
- Widger and his wife, Whitney, reside in Pennsville, N.J., with their children: C.J., Ashlynn and Skylar.



#43 DERRICK LEWIS • PITCHING COACH

- Derrick Lewis is in his third season with the Royals' organization and second as pitching coach at Northwest Arkansas.
- He spent the previous 16 seasons in the Atlanta Braves' organization, the first 14 as a Minor League pitching coach and the last two as the Pitching Coordinator.
- Pitching coach timeline: 2004-07: GCL Braves (Gulf Coast League, RK)... 2008-10: Danville Braves (Appalachian League, RK)... 2011-13: Rome Braves (South Atlantic League, A)... 2014: Lynchburg Hillcats (Carolina League, A+)... 2015-2016: Carolina Mudcats (Carolina League, A+)... 2017: Mississippi Braves (Southern League, AA)
- He played seven seasons in the Braves' organization from 1997-2003, after being selected in the 20th round of the 1997 draft.
- Lewis and his wife, Roslyn, reside in Charlotte, North Carolina, with their daughter, Skye and Son, Lake.



#6 ABRAHAM NÚÑEZ • HITTING COACH

- Abraham Núñez enters his fourth season as Northwest Arkansas' hitting coach after serving in the same capacity with High-A Wilmington (2015-2018), Class-A Lexington (2014), Rookie Advanced Burlington (2013) and the Dominican Royals (2012).
- Núñez played for parts of 12 seasons in the Majors with the Pirates (1997-2004), Cardinals (2005), Phillies (2006-2007) and Mets (2008). A switch-hitter, he owns a career average of .242 as a utility infielder in the big leagues, primarily playing third base, but could play all four infield positions.
- His best season came in 2005 when he batted .285 in 139 games for the National League Champion St. Louis Cardinals.
- Lifetime .346 (9-for-28) hitter in the postseason, including the 2005 National League Championship Series with St. Louis when he hit .385, though did not play in the World Series.
- Born in Santo Domingo, Dominican Republic, he now resides in Hudson, Massachusetts.



#27 CHRISTIAN COLÓN • ASSISTANT HITTING COACH

- Christian Colón returns to the organization as the Naturals Assistant Hitting Coach in 2022, following a 12-year professional career.
- He was the Royals first-round pick in the 2010 MLB Draft, scored the winning run in the 2014 AL Wild Card game and had the game-winning hit in the title-clinching Game 5 of the 2015 World Series.
- After being drafted in 2010, Colón ascended to Northwest Arkansas by 2011 and between 2011, 2012 and 2014, played 202 games for the Naturals ... In 2011, Colón led the Texas League in sacrifices (21), while leading the team in at-bats (491) and hits (126). His 21 sacrifices that season are the most a Naturals player has ever recorded in a single season, while 28 overall are tied for the club record.
- During his playing career, he made stops in Miami (2017) and Cincinnati (2019-20) ... spent 2021 with the Rich Baseball-owned Buffalo Bisons (Triple-A, Toronto) before announcing his retirement.
- He also played in parts of four seasons in the Puerto Rican Winter League.
- Christian lives in Cave Springs, Ark. (15 minutes North of Arvest Ballpark) with his wife, Kayla, and three daughters, Marley, Mia and Lucy.



#23 MIKE JIRSCHLE • BENCH COACH

- Mike Jirschele enters his first season as the Bench Coach for Northwest Arkansas after spending last season in the same role for Manager Chris Widger in Quad Cities.
- He served as a Special Assistant to the General Manager in 2020 and was on the Royals coaching staff as the Third Base Coach from 2014-19 and won the World Series in 2015.
- Jirschele previously managed the Triple-A Omaha franchise for 11 seasons (2003-13), leading the team to four division titles, three-straight trips to the Pacific Coast League championship round (2011-13), two PCL titles (2011, 2013) and a Triple-A Championship in 2013.
- He earned the 2011 Mike Coolbaugh Award for outstanding baseball work ethic, knowledge of the game and skill in mentoring young players on the field.
- Prior to his 11-year stint with Omaha, he served as the Royals Minor League Infield Coordinator for four years (1998-2002), while he held managerial positions with Omaha (1995-97), Wilmington (1994), Rockford (1993) and the Gulf Coast Royals (1992).
- Jirschele was originally selected by the Texas Rangers in the fifth round of the 1977 MLB Draft and played in 999 minor league games over 13-plus seasons in the Rangers and Royals systems.



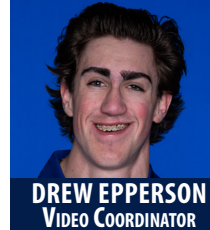
DANNY ACCOLA • CERTIFIED ATHLETIC TRAINER

- Danny Accola is entering his seventh season with the Royals organization and first as the certified athletic trainer with the Naturals, after serving in the same role with the Quad Cities in 2021.
- He was slated to serve in that role with Wilmington in 2020 and previously filled those roles with Lexington in 2019, Burlington from 2017-18 and with Surprise in 2016.
- Accola graduated from the University of Central Missouri in 2014 and previously held an athletic training internship with the Denver Broncos in 2013.



C.J. MIKKELSEN • STRENGTH & CONDITIONING COACH

- C.J. Mikkelsen will serve as the Northwest Arkansas Strength & Conditioning Coach for the second consecutive season, after being slated to fill that same role at Idaho Falls in 2020.
- He graduated in December 2019 with a master's degree in sports physiology from Texas A&M University, where he also worked as a Sports Performance Graduate Intern.
- Mikkelsen earned his bachelor's degree in exercise and wellness from Arizona State University in 2016. He resides in Desert Hills, Arizona.



DREW EPPERSON
VIDEO COORDINATOR



MITCH MEYER
VIDEO COORDINATOR



Dante Biasi - Pitching - Stat Splits - 2022 - Regular Season

Split	Team	W	L	ERA	G	GS	CG	SHO	SV	IP	H	R	ER	HR	HB	BB	IBB	SO	WHIP	AVG	AB	WP	BK	GIDP	TBF	NP-S
Home Games	NWA	3	0	3.52	6	3	0	0	0	23.0	21	9	9	2	1	9	0	15	1.30	.250	84	1	1	1	96	386 - 231
Away Games	NWA	1	0	5.40	6	3	0	0	0	20.0	18	14	12	2	1	17	0	25	1.75	.240	75	1	0	1	94	393 - 219
Day Games	NWA	2	0	1.59	3	1	0	0	0	11.1	5	2	2	1	0	4	0	6	0.79	.132	38	0	1	1	42	183 - 112
Night Games	NWA	2	0	5.40	9	5	0	0	0	31.2	34	21	19	3	2	22	0	34	1.77	.281	121	2	0	1	148	596 - 338
On Grass	NWA	4	0	4.40	12	6	0	0	0	43.0	39	23	21	4	2	26	0	40	1.51	.245	159	2	1	2	190	779 - 450
April	NWA	1	0	4.50	4	2	0	0	0	14.0	15	7	7	1	0	8	0	13	1.64	.268	56	1	0	0	65	264 - 146
May	NWA	2	0	5.28	5	1	0	0	0	15.1	14	11	9	1	0	10	0	19	1.57	.246	57	1	0	1	68	297 - 176
June	NWA	1	0	3.29	3	3	0	0	0	13.2	10	5	5	2	2	8	0	8	1.32	.217	46	0	1	1	57	218 - 128
On Tuesdays	NWA	2	0	7.88	3	0	0	0	0	8.0	10	7	7	1	0	3	0	7	1.63	.286	35	2	0	0	38	152 - 92
On Wednesdays	NWA	0	0	3.60	1	1	0	0	0	5.0	6	2	2	1	1	1	0	1	1.40	.353	17	0	0	0	20	64 - 38
On Thursdays	NWA	1	0	4.97	3	3	0	0	0	12.2	9	7	7	1	1	10	0	14	1.50	.205	44	0	1	2	55	235 - 136
On Fridays	NWA	0	0	4.76	2	1	0	0	0	5.2	9	5	3	0	0	4	0	6	2.29	.375	24	0	0	0	30	129 - 75
On Saturdays	NWA	1	0	0.00	2	1	0	0	0	8.1	3	0	0	0	0	7	0	11	1.20	.111	27	0	0	0	34	140 - 77
On Sundays	NWA	0	0	5.40	1	0	0	0	0	3.1	2	2	2	1	0	1	0	1	0.90	.167	12	0	0	0	13	59 - 32
In games following a win	NWA	1	0	3.38	4	3	0	0	0	16.0	16	6	6	1	1	7	0	13	1.44	.276	58	0	0	1	67	255 - 146
In games following a loss	NWA	3	0	3.96	7	3	0	0	0	25.0	19	13	11	2	1	18	0	25	1.48	.209	91	1	1	1	112	481 - 279
Starter	NWA	1	0	3.91	6	6	0	0	0	25.1	24	11	11	2	2	16	0	23	1.58	.264	91	0	1	2	111	439 - 250
Reliever	NWA	3	0	5.09	6	0	0	0	0	17.2	15	12	10	2	0	10	0	17	1.42	.221	68	2	0	0	79	340 - 200

Dante Biasi - Opposing Hitting - Stat Splits - 2022 - Regular Season

Split	Team	AVG	G	AB	R	H	2B	3B	HR	RBI	BB	IBB	SO	SB	CS	OBP	SLG	OPS	HBP	SAC	SF	GIDP
vs Left	NWA	.260	12	50		13	2	0	3	10	13	0	14			.424	.480	.904	2	0	1	1
vs Right	NWA	.239	12	109		26	7	1	1	12	13	0	26			.315	.349	.664	0	0	2	1
Team is ahead	NWA	.228	8	79		18	4	0	1	11	12	0	19			.323	.316	.639	0	0	2	1
Team is behind	NWA	.243	5	37		9	2	0	1	6	7	0	8			.364	.378	.742	0	0	0	1
Score is tied	NWA	.279	7	43		12	3	1	2	5	7	0	13			.396	.535	.931	2	0	1	0
Batting First	NWA	.100	12	20		2	0	0	0	0	3	0	3			.217	.100	.317	0	0	0	1
Batting Second	NWA	.294	12	17		5	2	0	0	2	3	0	4			.400	.412	.812	0	0	0	0
Batting Third	NWA	.294	12	17		5	0	0	1	1	2	0	6			.368	.471	.839	0	0	0	0
Batting Fourth	NWA	.222	12	18		4	0	0	0	1	3	0	5			.333	.222	.555	0	0	0	1
Batting Fifth	NWA	.222	12	18		4	2	0	1	2	3	0	4			.364	.500	.864	1	0	0	0
Batting Sixth	NWA	.500	12	16		8	1	0	1	6	3	0	2			.571	.750	1.321	1	0	1	0
Batting Seventh	NWA	.235	12	17		4	1	0	1	3	4	0	5			.381	.471	.852	0	0	0	0
Batting Eighth	NWA	.111	12	18		2	1	0	0	4	2	0	7			.182	.167	.349	0	0	2	0
Batting Ninth	NWA	.278	12	18		5	2	1	0	3	3	0	4			.381	.500	.881	0	0	0	0
Leading Off	NWA	.263	12	38		10	3	0	0	0	5	0	6			.349	.342	.691	0	0	0	0
First Inning	NWA	.190	6	21	1	4	0	0	1	1	1	0	8	0	0	.227	.333	.560	0	0	0	0
Second Inning	NWA	.367	8	30	6	11	3	0	1	6	5	0	7	0	1	.472	.567	1.039	1	0	0	1
Third Inning	NWA	.214	8	28	4	6	1	0	0	3	8	0	10	1	2	.378	.250	.628	0	0	1	0
Fourth Inning	NWA	.250	7	20	3	5	2	0	0	3	8	0	4	1	0	.452	.350	.802	1	0	2	1
Fifth Inning	NWA	.269	6	26	5	7	1	1	1	5	1	0	5	0	0	.296	.500	.796	0	0	0	0
Sixth Inning	NWA	.188	5	16	2	3	2	0	0	2	2	0	4	0	0	.278	.313	.591	0	0	0	0
Seventh Inning	NWA	.182	3	11	1	2	0	0	0	1	1	0	1	1	0	.250	.182	.432	0	0	0	0
Eighth Inning	NWA	.250	1	4	1	1	0	0	1	1	0	0	1	0	0	.250	1.000	1.250	0	0	0	0
Ninth Inning	NWA	.000	1	3	0	0	0	0	0	0	0	0	0	0	0	.000	.000	.000	0	0	0	0
Bases Empty	NWA	.272	12	81		22	5	1	2	2	15	0	16			.392	.432	.824	1	0	0	0
Runner at 1st	NWA	.250	12	28		7	2	0	1	3	5	0	6			.364	.429	.793	0	0	0	2
Runner at 2nd	NWA	.188	9	16		3	1	0	1	4	2	0	5			.278	.438	.716	0	0	0	0
Runner at 3rd	NWA	.125	5	8		1	0	0	0	1	0	0	2			.125	.125	.250	0	0	0	0
Runners at 1st & 2nd	NWA	.154	8	13		2	1	0	0	2	2	0	6			.313	.231	.544	1	0	0	0
Runners at 1st & 3rd	NWA	.667	4	3		2	0	0	0	3	0	0	0			.500	.667	1.167	0	0	1	0
Runners at 2nd & 3rd	NWA	.500	3	4		2	0	0	0	3	0	0	1			.500	.500	1.000	0	0	0	0
Bases Loaded	NWA	.000	5	6		0	0	0	0	4	2	0	4			.200	.000	.200	0	0	2	0
Runners On	NWA	.218	12	78		17	4	0	2	20	11	0	24			.312	.346	.658	1	0	3	2
Scoring Position	NWA	.200	12	50		10	2	0	1	17	6	0	18			.283	.300	.583	1	0	3	0
No Outs	NWA	.310	12	58		18	6	0	1	8	8	0	10			.397	.466	.863	1	0	1	1
One Out	NWA	.245	12	53		13	2	1	1	7	12	0	16			.373	.377	.750	0	0	2	1
Two Outs	NWA	.167	12	48		8	1	0	2	7	6	0	14			.273	.313	.586	1	0	0	0
Late / Close	NWA	.250	1	4		1	0	0	0	0	0	0	0			.250	.250	.500	0	0	0	0
Ahead in Count	NWA	.135	12	52		7	2	0	1	5	0	0	25			.148	.231	.379	1	0	1	1
Behind in Count	NWA	.303	12	66		20	5	1	2	9	26	0	9			.495	.500	.995	0	0	1	0
0-0 Count	NWA	.278	9	18		5	1	0	0	3	0	0	0			.316	.333	.649	1	0	0	0
0-1 Count	NWA	.182	8	11		2	1	0	0	0	0	0	0			.182	.273	.455	0	0	0	0
0-2 Count	NWA	.154	8	13		2	0	0	1	2	0	0	6			.154	.385	.539	0	0	0	0
1-0 Count	NWA	.571	7	14		8	1	0	0	2	0	0	0			.533	.643	1.176	0	0	1	0
1-1 Count	NWA	.556	8	9		5	0	0	1	4	0	0	0			.556	.889	1.445	0	0	0	1
1-2 Count	NWA	.107	9	28		3	1	0	0	3	0	0	19			.133	.143	.276	1	0	1	1
2-0 Count	NWA	.143	6	7		1	0	0	0	1	0	0	0			.143	.143	.286	0	0	0	0
2-1 Count	NWA	.417	9	12		5	2	0	1	2	0	0	0			.417	.833	1.250	0	0	0	0
2-2 Count	NWA	.143	10	14		2	1	0	0	1	0	0	6			.133	.214	.347	0	0	1	0
3-0 Count	NWA	.500	6	2		1	0	1	0	0	5	0	0			.857	1.500	2.357	0	0	0	0
3-1 Count	NWA	.000	10	4		0	0	0	0	0	10	0	0			.714	.000	.714	0	0	0	0
3-2 Count	NWA	.185	12	27		5	2	0	1	4	11	0	9			.421	.370	.791	0	0	0	0
Pitcher	NWA	.245	12	159		39	9	1	4	22	26	0	40			.353	.390	.743	2	0	3	2



#38 DANTE BIASI

BORN: December 4, 1997 in Wilkes Barre, Penn. (Age 24)**HEIGHT/WEIGHT:** 6'0" / 200 lbs**SEASON WITH NATURALS:** 1st Season**DRAFT:** Round 6 - 2019 (Kansas City Royals)**COLLEGE:** Pennsylvania State University (State College, PA)**HIGH SCHOOL:** Hazleton High School (Hazleton, PA)

SCOUTING REPORT

FASTBALL: Runs in the mid-90's**SLIDER:** Has above-average potential**CHANGEUP:** Improving secondary offering

2022 SEASON

- His first two appearances this season (4/12 vs. WCH and 4/17 vs. WCH) were out of the bullpen, piggybacking starter Asa Lacy ... after allowing 3 runs in the 5th inning on 4/12, pitched two scoreless innings and retired the last five batters he faced, was awarded the win ... pitched the final 3.1 innings on 4/17, relieving Lacy.
- Made three starts from end of April to start of May, first a spot start 4/23 @ FRI, in Lacy's spot ... outdueled Jack Leiter, throwing 4.0 scoreless with 4 strikeouts ... also started 4/29 vs. AMA and 5/5 @ SPR, throwing career-high 81 pitches.
- Next four appearances came out of the bullpen, including wins on 5/10 vs. WCH and 5/21 @ ARK.
- Returned to rotation 6/2 vs. CC, threw 5.0 scoreless innings, allowed just one hit and struck out four.
- Twice tied career-high with seven strikeouts, 5/5 @ SPR and 5/21 @ ARK
- Tied career-high with 5.0 innings pitched in last start, 6/15 vs. ARK, on just 64 pitches (12.8 pitches/inning).

CAREER NOTES

2021

- Spent the entire season with Quad Cities (A+), going 5-2 with two saves across 24 games (six starts) with a 3.77 ERA (30 ER in 71.2 IP) and 84 strikeouts ... after his first 16 appearances of the year all came in relief, six of his last eight were starts, including four straight to end the year (8/26 to 9/19).
- His best month of the season came in July, as he pitched in 7 games with a 1.50 ERA (3 ER in 18.0 IP) with 23 strikeouts ... all four runs (three earned) came in the same outing (July 11 at Wisconsin), but the other six appearances represented 6 of 10 scoreless outings in his season.
- Struck out at least two batters in 22 of 24 games, including five of five or more.
- While he threw more innings out of the bullpen, his numbers as a starter and reliever were not far apart ... across six starts, he went 0-1 with a 3.92 ERA (9 ER in 20.2 IP) with 23 strikeouts (10.02 K/9), 4 walks (5.75 K/BB), a 1.02 WHIP and .215 opponents' average ... in 18 relief outings, he went 5-1 with a 3.71 ERA (21 ER in 51.0 IP) with 61 strikeouts (10.76 K/9), 29 walks (2.10 K/BB), a 1.27 WHIP and .198 opponents' average.
- Started Game 3 of the High-A Central Championship Series against Cedar Rapids on September 24 and took the loss, allowing two runs on five hits in 2.2 innings, while striking out five in the 8-4 loss to the Kernels at home.

2019

- Pitched in seven games for Burlington (R), going 1-0 with a 2.50 ERA (5 ER in 18.0 IP) and 24 strikeouts to just three walks in his professional debut.
- Pitched 2.0 scoreless innings in his pro debut on June 24 against Kingsport, not allowing a walk or hit while striking out four of the seven batters he faced ... ended his season with back-to-back scoreless outings (5.0 innings), on 7/26 and 8/2 with seven combined strikeouts, including three perfect innings on July 26 at Princeton (TBR).

COLLEGE (2017-2019)

- Attended Pennsylvania State University, where he was a vital member of the Nittany Lions (Big Ten) starting rotation his last two years on campus after redshirting his first year ... across 28 games (27 starts), went 6-12 with a 3.76 ERA (57 ER in 136.1 IP) while striking out 153 and walking just 69.
- RS-SOPHOMORE (2019): Pitched in 14 games (all starts) and cut his earned run average by more than half, dropping to 2.55 ERA (21 ER in 74.0 IP) and doubling his strikeout total exactly, to 102 strikeouts while walking fewer batters as well (33) ... best outing of his career in State College came on 3/15 against UMass Lowell, as he pitched a career-high 7.0 innings of one-run baseball, allowing just three hits and two walks while striking out a career-best 13 and earning his second of three wins on the season.
- RS-FRESHMAN (2018): Pitched in 14 games (13 starts) with a 5.20 ERA (36 ER in 62.1 IP) and 51 strikeouts ... tied for the team lead with 3 wins, while second on the club in ERA, innings pitched, starts and strikeouts.
- FRESHMAN (2017): Missed the entire season due to injury, underwent Tommy John surgery and used his redshirt year.

MISCELLANEOUS

- 2016: Graduated from Hazleton Area High School, where he earned two letters for baseball as a pitcher and first baseman ... was rated as the fifth-best player in Pennsylvania, 26th-best LHP nationally and No. 241 overall by Perfect Game ... as a senior, was the captain of both the baseball and basketball teams.
- Was drafted out of high school by the Cubs in the 22nd round of the 2016 MLB Draft but elected to attend Penn State.
- Brother, Sal, also played baseball at Penn State, was drafted by the Royals in the 11th round in 2017 and was a Baseball America Rookie All-Star in 2017 with Burlington (R) ... Sal was traded by Kansas City to Milwaukee in August 2018, then dealt to Seattle in April 2019, released by the Mariners in 2020 and signed by the White Sox in February 2021, but released in August 2021 and remains a free agent.

SEASON / CAREER HIGHS

SEASON	CAREER
Last: 6/15/2022 vs. Arkansas	5.0, 2x
Last: 6/15/2022 vs. Arkansas	6, 2x
Last: 5/17/2022 @ Arkansas	4, 2x
Last: 5/17/2022 @ Arkansas	4, 2x
Last: 6/15/2022 vs. Arkansas	1, 4x
Last: 6/9/2022 @ Tulsa	4, 2x
Last: 5/21/2022 @ Arkansas	7, 2x
6/15/2022 vs. Arkansas	20
5/5/2022 @ Springfield	81
4/17/2022 to 4/23/2022	6.0 IP
INNINGS PITCHED	5.0, 3x
HITS ALLOWED	6, 2x
RUNS ALLOWED	5, 2x
EARNED RUNS ALLOWED	5
HOME RUNS ALLOWED	3
WALKS ALLOWED	4, 2x
STRIKEOUTS	7, 5x
BATTERS FACED	20
NUMBER OF PITCHES	81
SCORELESS STREAK	16.2 IP

BIASI 2022 RUN SUPPORT (STARTS ONLY)

RUNS SCORED	0	1	2	3	4	5	6	7	8	9	10+
Games	1	1	1	1		2					
PLAYER W-L	0-0	0-0	0-0	0-0		1-0					
Team W-L	1-0	1-0	1-0	0-1		2-0					

2022 GAME-BY-GAME (NORTHWEST ARKANSAS, AA)

DATE	OPPONENT	RES	LEFT GAME	DEC	IP	H	R	ER	HR	HB	BB	SO	BF	NP-5
4/12	vs. Wichita *	W, 8-6	End 7th, winning 8-3	W	3.0	4	3	3	0	0	2	4	16	65-38
4/17	vs. Wichita *	L, 5-1	End 9th, losing 3-1	-	3.1	2	2	2	1	0	1	1	13	59-32
4/23	@ Frisco	W, 12-4	End 4th, winning 5-0	-	4.0	3	0	0	0	0	3	4	18	66-33
4/29	vs. Amarillo	W, 8-7	Top 4th, tied 2-2	-	3.2	6	2	2	0	0	2	4	18	74-43
APRIL TOTALS		4.50 ERA/0.64 WHIP/268 AVG	1-0	14.0	15	7	7	1	0	8	13	65	264	146
5/5	@ Springfield	W, 9-6	End 4th, losing 4-1	-	4.0	5	4	4	0	0	3	7	18	81-46
5/10	vs. Wichita *	W, 7-4	End 7th, winning 6-3	W	3.0	2	0	0	0	0	0	1	11	44-29
5/17	@ Arkansas *	L, 7-6 (10)	End 6th, winning 5-4	-	2.0	4	4	4	1	0	1	2	11	43-25
5/21	@ Arkansas *	W, 11-4	End 6th, winning 9-4	W	4.1	0	0	0	0	0	4	7	16	74-44
5/27	@ Midland *	W, 14-6	End 3rd, winning 9-4	-	2.0	3	3	1	0	0	2	2	12	55-32
MAY TOTALS		5.28 ERA/1.57 WHIP/246 AVG	2-0	15.1	14	11	9	1	0	10	19	68	297	176
6/2	vs. Corpus Christi	W, 8-2	End 5th, winning 5-0	W	5.0	1	0	0	0	0	3	4	18	80-51
6/9	G1 @ Tulsa	W, 5-3 (7)	Bottom 4th, losing 3-0	-	3.2	3	3	3	1	1	4	3	19	74-39
6/15	vs. Arkansas	L, 5-4	End 5th, winning 3-2	-	5.0	6	2	2	1	1	1	1	20	64-38

* Indicates Relief Appearance

2022 BIASI BATTED BALL STATISTICS

BABIP	GB/FB	LD%	GB%	FB%	IFFB%	HR/FB	Pull%	Cent%	Oppo%	SwStr%
.297	0.75	21.3%	33.6%	45.1%	23.6%	7.3%	39.8%	30.1%	30.1%	11.6%

BIASI vs. SPRINGFIELD IN 2022

W	L	ERA	G	GS	CG	SHO	GF	HLD	SV	SVO	IP	H	R	ER	HR	HB	BB	IBB	SO	AVG	WHIP
0	0	9.00	1	1	0	0	0	0	0	0	4.0	5	4	4	0	0	3	0	7	2.00	.333

BIASI vs. SPRINGFIELD HITTERS IN 2022

PLAYER	AVG	AB	H	2B	3B	HR	RBI	BB	SO
Davis, J	.000	1	0	0	0	0	0	1	1
Dunn, N	1.000	1	1	0	0	0	1	1	0
Gómez, M	.000	2	0	0	0	0	0	0	2
Lott, T	.500	2	1	0	0	0	1	0	0
Nunez, M	.000	1	0	0	0	0	0	1	1
PLAYER	AVG	AB	H	2B	3B	HR	RBI	BB	SO
Pérez, D	.500	2	1	1	0	0	2	0	0
Raposo, N	.000	2	0	0	0	0	0	0	1
Redmond, C	.500	2	1	1	0	0	0	0	1
Walker, J	.500	2	1	1	0	0	0	0	1

MINOR LEAGUE CAREER

SEASON	TEAM	W	L	ERA	G	GS	CG	SHO	SV	SV	IP	H	R	ER	HR	HB	BB	IBB	SO	WHIP	AVG	AB	WP	BK	GIDP	TBF	NP-5
2019	Burlington (R)	1	0	2.50	7	0	0	0	0	0	18.0	13	5	5	3	1	3	0	24	0.89	.200	65	0	0	1	69	288-193
Did not play (no minor league season)																											
2021	Quad Cities (A+)	5	2	3.77	24	6	0	0	2	2	71.2	53	35	30	9	5	33	0	84	1.20	.203	261	3	1	4	301	1210-761
2022	NW Arkansas (AA)	4	0	4.40	12	6	0	0	0	0	43.0	39	23	21	4	2	26	0	40	1.51	.245	159	2	1	2	190	779-450
TOTAL		10	2	3.80	43	12	0	0	2	2	132.2	105	63	56	16	8	62	0	148	1.26	.216	485	5	2	7	560	2277-1404



PLAYER

QUICK NOTES

CAREER HIGHS

14 HOLDEN CAPPS
LHP • R/L • 6'1" • 194 lbs • 3/24/1995 (27)
2017 MLB Draft – Round 8 (L of Central Oklahoma)
Born/Resides: Lawton, Oklahoma

17 ZACK PHILLIPS
LHP • L/L • 6'1" • 170 lbs • 7/11/1998 (23)
2019 MLB Draft – Round 27 (Ole Miss)
Born: Sierra Vista, Arizona • Resides: Texarkana, Arkansas

18 ALEC MARSH
RHP • R/R • 6'3" • 220 lbs • 5/14/1998 (24)
2019 MLB Draft – Round 2, 70th Overall (Arizona State)
Born: Waukesha, Wisc. • Resides: Milwaukee, Wisc.

22 STEPHEN WOODS JR.
RHP • R/R • 6'1" • 200 lbs • 6/10/1995 (27)
Traded from Tampa Bay – 7/21/2020
Born: New Hyde Park, N.Y. • Resides: Huntington Station, N.Y.

27 WALTER PENNINGTON
LHP • L/L • 6'2" • 205 lbs • 4/14/1998 (24)
Signed 8/19/2020 as an Undrafted League Free Agent
Born: Englewood, Colorado • Resides: Broomfield, Colorado

29 NOAH MURDOCK
RHP • R/R • 6'8" • 205 lbs • 8/20/1998 (23)
2019 MLB Draft – Round 7 (University of Virginia)
Born: Richmond, VA • Resides: Colonial Heights, VA

32 ANTHONY VENEZIANO
LHP • L/L • 6'6" • 200 lbs • 9/1/1997 (24)
2019 MLB Draft – Round 10 (Costal Carolina)
Born/Resides: Hackettstown, New Jersey

33 WILL KLEIN
RHP • R/R • 6'5" • 230 lbs • 11/28/1999 (22)
2020 MLB Draft – Round 5 (Eastern Illinois)
Born: Maryville, Tennessee • Resides: Bloomington, Indiana

34 CHRISTIAN COSBY
RHP • R/R • 6'5" • 215 • 12/21/1996 (25)
2018 MLB Draft – Round 14 (Chapman University)
Born/Resides: Placentia, California

38 DANTE BIASI
LHP • L/L • 6'0" • 200 lbs • 12/22/1996 (25)
2019 MLB Draft – Round 6 (Penn State)
Born: Wilkes Barre, Penn. • Resides: Hazleton, Penn.

39 ANDRÉS SOTILLET
RHP • R/R • 6'1" • 215 • 3/2/1997 (25)
Signed 7/4/2015 as an International Free Agent
Born: Cumana, Venezuela • Resides: Sucre, Venezuela

45 YEFRI DEL ROSARIO
RHP • R/R • 6'2" • 180 lbs • 9/23/1999 (22)
Signed 12/5/2017 as a Minor League Free Agent
Born/Resides: Miches, Dominican Republic

51 CHRISTIAN CHAMBERLAIN
LHP • L/L • 5'10" • 173 lbs • 7/20/1999 (22)
2020 MLB Draft – Round 4 (Oregon State)
Born: Grand Junction, Colorado • Resides: Reno, Nevada

53 ÁNGEL ZERPA
LHP • L/L • 6'0" • 220 lbs • 9/27/1999 (22)
Signed 6/26/2016 as an International Free Agent
Born: Valle De La Pasqua, Venezuela • Resides: Anaco, Venezuela

55 JONAH DIPOTO
RHP • R/R • 6'1" • 225 • 9/3/1996 (25)
2019 MLB Draft – Round 35 (University of Calif, San Diego)
Born: Queens, New York • Resides: San Diego, California

28 JAKE BRENTZ
LHP • L/L • 6'1" • 205 • 9/14/1994 (27)
2013 MLB Draft – Round 11 (BY TORONTO)
Signed 8/20/2019 as a Minor League Free Agent

• **2022:** 5 of 14 outings have been scoreless in 2022, including last two ... has not allowed a run in his last 4.0 innings, dating back to 6/5.

• **2021:** Began the season on the Naturals' 60-Day IL and split the season between the Arizona Complex League, Quad Cities (A+) and NW Arkansas ... combined between three levels, went 4-2 across 22 games (three starts) with a 5.79 ERA (24 ER in 37.1 IP) and 36 strikeouts.

• **2019:** Split the season between Wilmington (A+) and NW Arkansas (AA), pitching in 39 games out of the bullpen for the Blue Rocks and Naturals with a combined 2.61 ERA (15 ER in 51.2 IP) and 55 strikeouts.

2SFB, SL, CH CONSECUTIVE BATTERS RETIRED: 2 (6/16/2022) SCORELESS STREAK: 4.0 IP (6/5/22 to 6/16/22)

• **2022:** Not allowed an earned run six outings (10.0 innings), from 5/18 to 6/4 before making his first pro start, 4.0 IP on 6/10 @ TUL.

• **2021:** Split the season between Columbia (A) and Quad Cities (A+), combining to pitch in 25 games out of the bullpen with an 0-4 record, but three saves and a 2.06 ERA (11 ER in 48.0 IP) while walking just 13 and striking out 51 ... 16 of his 25 total appearances were scoreless.

• **2019:** After being drafted, was assigned to Burlington (R) in the Appalachian League and pitched in 20 games out of the bullpen for the B-Royals, going 4-1 with two saves and a 2.15 ERA (9 ER in 37.2 IP), while striking out 29.

4SFB, 2SFB, SL, CH, CV CONSECUTIVE BATTERS RETIRED: 1 (6/10/2022) SCORELESS STREAK: 0.1 IP (6/10/2022)

• Ranked by MLB Pipeline as the No. 9 Royals prospect ... Ranked by Baseball America as the No. 14 Royals prospect

• **2022:** Struck out 8 or more in five straight starts, including 10 strikeouts in back-to-back starts May 19 @ ARK and May 24 @ MID.

• **2021:** Broke camp with NW Arkansas (AA) and made six starts for the Naturals, before missing the rest of the year with an injury ... went 1-3 with a 4.97 ERA (14 ER in 25.1 IP) with 42 strikeouts (14.92 K/9) ... over his first 8.1 Double-A innings: 8.1 hitless and scoreless innings, named first ever Double-A Central Pitcher of the Week.

4SFB, SL, CV, CH CONSECUTIVE BATTERS RETIRED: 2 (6/17/2022) SCORELESS STREAK: 1.1 IP (6/17/2022)

• **2022:** Threw 2.0 scoreless innings 6/10 @ TUL, his first extended scoreless outing of the season.

• **2021:** Spent the entire season with NW Arkansas (AA), beginning the season as a starting pitcher and finishing the year as a reliever ... in 22 games (7 starts, 15 relief appearances), went 5-7 with a 7.42 ERA (39 ER in 47.1 IP), while walking 45 and striking out 48.

• **2018-19:** Missed 2018 due to injury, went 9-3 in 2019 ... selected by Kansas City with the fourth overall pick in the Rule 5 Draft (12/12/2019).

• **2016-17:** Played two seasons in the Giants organization, reaching Class-A, traded to Tampa Bay December 20 in the 38 Evan Longoria deal.

4SFB, CV, CH, CT CONSECUTIVE BATTERS RETIRED: 0 SCORELESS STREAK: 0.0 IP

• **2022:** Assigned to NWA on 4/21 ... Pitched 5.2 scoreless innings with nine strikeouts for Quad Cities (A+) across three relief outings ... earned decisions in five of first six outings with Naturals, three wins, one loss and one save ... 5 of 13 outings have been scoreless.

• **2021:** Pitched 22 games for Columbia (A), went 3-3 with a team-leading four saves and a 3.18 ERA (14 ER in 39.2 IP) and 37 strikeouts ... placed on the 7-day injured list on 8/14 ... assigned to the ACL Royals Blue (R) on 9/7 for rehab and finished his season with two games there.

• **MISC:** Graduated from the Colorado School of Mines with a mechanical engineering degree, threw 224.2 innings, but also hit .288 with a 1.142 OPS as an outfielder.

4SFB, CV, CH CONSECUTIVE BATTERS RETIRED: 1 (6/16/2022) SCORELESS STREAK: 0.1 IP (6/16/2022)

• Ranked by MLB Pipeline as the No. 20 Royals prospect ... Ranked by Baseball America as the No. 26 Royals prospect

• **2022:** Assigned to NWA 6/3 after making team-best 10 starts for Quad Cities (A+), went 0-1 with a 5.36 ERA (24 in 40.1 IP) with 39 strikeouts ... struck out six across 5.0 innings in Double-A debut 6/7 @ TUL, 3 of 4 runs that scored came on home runs.

• **2021:** Pitched in seven games (six starts) with Quad Cities (A+) beginning in June and threw 22.2 IP and 19 strikeouts while holding opponents to a .181 batting average without allowing a home run before a season-ending injury ... in his last four starts, gave up just two earned runs in 15.0 innings.

2SFB, CB, SL, CH CONSECUTIVE BATTERS RETIRED: 0 SCORELESS STREAK: 0.1 IP (6/12/2022)

• Ranked by MLB Pipeline as the No. 14 Royals prospect ... Ranked by Baseball America as the No. 30 Royals prospect

• **2022:** 10 of 11 outings have been starts ... pitched 5.0 scoreless on 5/8 @ SPR ... did not issue walk for first time on 5/14 vs. WCH, in 4.2 IP of relief ... pitched past 6.0 innings for first time in his career 6/9 @ TUL, with 7-inning CG shutout, allowed 3 H, 1 BB while striking out 5.

• **2021:** Named Quad Cities (A+) Pitcher of the Year ... across 22 starts, went 6-4 with a 3.75 ERA (39 ER in 93.2 IP), while striking out an organization-best 127 and walking just 37 ... named the High-A Central Pitcher of the Year and All-Star left-handed starting pitcher.

4SFB, SL, CH CONSECUTIVE BATTERS RETIRED: 4 (6/19/2022) SCORELESS STREAK: 6.0 IP (6/19/2022)

• Ranked by MLB Pipeline as the No. 17 Royals prospect ... Ranked by Baseball America as the No. 22 Royals prospect

• **2022:** Started the season on Injured List with shin splints, assigned to NWA on 5/14 ... began the season with three short starts, moved to bullpen 6/2 ... first scoreless outing on 6/7 @ Tulsa, struck out side in 7th inning, added 4th strikeout in 8th inning.

• **2021:** Named an MiLB.com Organization All-Star and MLB Pipeline's Royals Pitching Prospect of the Year ... pitched in 36 games out of the bullpen for Quad Cities, went 7-1 with four saves and a 3.58 ERA, with 121 strikeouts in 70.1 IP ... among minor league pitchers who threw 70.0 innings, ranked 1st with 15.48 K/9 and 40.9% strikeout %.

4SFB, CB, CH CONSECUTIVE BATTERS RETIRED: 7 (6/18/2022) SCORELESS STREAK: 4.2 IP (6/14/22 to 6/18/22)

• **2022:** Pitched 5.0 innings, two games (4/8 @ SPR and 4/13 vs. WCH) and struck out five before being placed on the Injured List April 19, activated May 31.

• **2021:** After pitching five games in May with Columbia (A), was promoted to Quad Cities (A+) on 6/3, where he remained through the end of the season ... across 25 combined games (10 starts), went 5-4 with a 4.15 ERA (40 ER in 86.2 IP) while striking out 104 and walking just 23 ... among Royals Minor League pitchers who threw at least 80.0 innings, ranked first with a 2.39 BB/9 and 4.52 K/BB, fifth with a 10.80 K/9 and 29.1% K% ... also ranked third among that group of pitchers in WHIP (1.17), fourth in BABIP (.299) and sixth in ERA (4.15).

4SFB, SPL, SL CONSECUTIVE BATTERS RETIRED: 0 SCORELESS STREAK: 0.0 IP

• **2022:** First two games came in relief, piggybacking A's Lacy ... made spot start on 4/23 @ FRI, threw 4.0 scoreless vs. Jack Leiter, then made two more starts before transitioning back to bullpen ... returned to rotation 6/2 vs. CC, threw 5.0 scoreless innings with just one hit.

• **2021:** Spent the entire season with Quad Cities (A+), going 5-2 with two saves across 24 games (six starts) with a 3.77 ERA (30 ER in 71.2 IP) and 84 strikeouts ... first 16 appearances of the year all came in relief, six of his last eight were starts, including four straight to end the year.

• **COLLEGE:** Across 28 games (27 starts) at Penn State, went 6-12 with a 3.76 ERA (57 ER in 136.1 IP) while striking out 153 and walking just 69.

4SFB, SL, CH, 2SFB CONSECUTIVE BATTERS RETIRED: 2 (6/15/2022) SCORELESS STREAK: 1.1 IP (6/15/2022)

• **His 64 career games pitched for Northwest Arkansas are the most among active Naturals pitchers, 16th all-time in NWA history.**

• **2022:** Began the season 5 games with NWA, assigned to Omaha (AAA) on 4/28, back to NWA 5/24, to OMA 6/10, to NWA 6/10 ... nine AAA games, 3.48 ERA

• **2021:** Began the season with Omaha (AAA) and split the season between the Storm Chasers and NW Arkansas (AAA), pitching in 34 games (1 start) with a 5.52 ERA (28 ER in 45.2 IP) ... pitched for Venezuela in the WBSC Baseball Americas Olympic Qualifying event May 31 to June 5.

2SFB, SL, CH CONSECUTIVE BATTERS RETIRED: 3 (6/19/22) SCORELESS STREAK: 8.1 IP (5/24/22 to 6/19/22)

• **2019:** Spent the entire year with NW Arkansas (AA), going 6-1 across 34 games (four starts) with a 3.35 ERA (28 ER in 75.1 IP).

• Ranked by MLB Pipeline as the No. 25 Royals prospect

• **2022:** Did not allow a run across first four games and 11.1 IP of season ... 12 of 19 appearances have been scoreless.

• **2021:** Spent the entire season with Northwest Arkansas, pitching in 26 games (11 starts) and going 2-4 with a 5.99 ERA (47 ER in 70.2 IP) ... ranked third on the Naturals pitching staff in strikeouts (78) and innings pitched (70.2), and fifth in both games pitched and games started.

4SFB, 2SFB, SL, CH CONSECUTIVE BATTERS RETIRED: 3 (6/17/22 to 6/19/22) SCORELESS STREAK: 1.1 IP (6/17/22 to 6/19/22)

• **2019:** Did not pitch due to injury ... had a nerve issue in his right bicep, only treatment was rest.

• Ranked by MLB Pipeline as the No. 27 Royals prospect

• **2022:** Assigned to NWA 5/31 after pitching 13 games (4 starts) for Quad Cities, went 0-1 with a 4.29 ERA (10 ER in 21.0 IP) with 39 strikeouts ... among Royals minor league pitchers with at least 20.0 innings pitched, his 38.4% K% and 15.80 K/9 rank third, while his .186 opponents' average is tied third.

• **2021:** Assigned to Quad Cities (A+) on May 23 and pitched two games in relief for the River Bandits, going 1-0 with a 4.91 ERA (2 ER in 3.2 IP) with one walk and six strikeouts, before being placed on the Injured List on June 14, and missed rest of the season with a nagging shoulder injury ... first 3.2 innings were scoreless before allowing two runs.

4SFB, CB, CH CONSECUTIVE BATTERS RETIRED: 0 SCORELESS STREAK: 0.0 IP

• Ranked by MLB Pipeline as the No. 10 Royals prospect ... Ranked by Baseball America as the No. 24 Royals prospect ... rated as having the "Best Control" among Royals' pitching prospects in the 2022 Best Tools survey from BA.

• **2022:** Two scoreless starts: 4/16 & 4/22, 9.0 IP total ... after 2.0 inning start on April 10, last EIGHT starts have been at least 4.0 innings.

• **2021:** Began the season in Quad Cities (A+) and after stops with NW Arkansas (AA) and Omaha (AAA), made his Major League debut on Sept. 30 vs. Cleveland, pitching 5.0 innings and allowing two runs with four strikeouts ... 108 strikeouts between the three MiLB levels ranked 8th among Royals minor pitchers, as did 88.1 innings pitched.

4SFB, 2SFB, SL, CH CONSECUTIVE BATTERS RETIRED: 6 (6/18/2022) SCORELESS STREAK: 7.0 IP (6/4/22 to 6/18/22)

• **2022:** Pitched a scoreless Cactus League inning with a strikeout on 3/29 against his dad's Seattle Mariners ... his .185 opponents' batting average is 2nd-lowest along Royals minor league pitchers with at least 20.0 IP ... 14.73 K/9 and 36.2% K% rank third and fourth behind Alec Marsh and Christian Chamberlain.

• **2021:** Pitched 22 games for Quad Cities, went 1-0 with eight saves (in 10 chances) and a 3.19 ERA (11 ER in 31.0 IP) and 39 strikeouts ... eight saves ranked tied second in the Royals' system ... 15 of his 22 outings were scoreless, only allowing more than one run three times.

• **MISC:** Full name is Jonah Seaver Dipoto, after Tom Seaver ... Father Jerry Dipoto is currently the President of Baseball Operations for the Seattle Mariners, formerly their GM.

SI, 4SFB, SL, CH CONSECUTIVE BATTERS RETIRED: 1 (6/18/2022) SCORELESS STREAK: 2.2 IP (6/15/22 to 6/18/22)

• **2022:** Placed on the IL by KC on 4/30 with a left flexor strain, assigned to NW Arkansas 6/19 to begin Rehab Assignment ... in 8 games this season with the Royals, went 0-3 with a 23.63 ERA (14 ER in 5.1 IP) with 9 strikeouts.

• **2021:** Made his first Opening Day roster despite having never pitched at the Major League level, and remained with the Royals for the entire season, except an eight-game stretch from Aug. 23-31 in which he was placed on the 10-day Injured List with a left shoulder impingement ... went 5-2 with a 3.66 ERA (26 ER in 64.0 IP) with 76 strikeouts ... among rookie relievers, ranked first in games pitched (72), tied for second in holds (15), fourth in innings (64.0) and strikeouts (76), tied for fourth in wins (5), sixth in opponents' average (.197) and K/9 (10.69), tied for eighth in saves (2) and 10th in ERA (3.66).

• **2019:** Pitched for Altoona (Double-A Pirates) and Indianapolis (Triple-A, Pirates) before his release by Pittsburgh ... signed with Kansas City on August 20 and pitched five games for the Naturals in the final weeks of the season, went 0-0 with a 3.38 ERA (2 ER in 5.1 IP) with five strikeouts.

IP	5.0	(5x) Last: 9/3/17 vs. Orem
K	7	(2x) Last: 7/1/18 vs. Asheville
BB	5	5/27/22 @ Midland
H	8	(3x) Last: 9/3/17 vs. Orem
R	7	9/9/17 @ Ogden
NP	95	(8/28/17) @ Ogden
IP	4.0	(4x) Last: 6/10/22 @ Tulsa
K	6	7/13/21 @ Myrtle Beach
BB	4	4/9/22 @ Springfield
H	6	(2x) Last: 9/18/21 vs. South Bend
R	8	4/9/22 @ Springfield
NP	73	6/10/22 @ Tulsa
IP	6.1	5/31/22 vs. Corpus Christi
K	11	5/14/21 vs. Tulsa
BB	5	5/12/22 vs. Wichita
H	10	6/11/22 @ Tulsa
R	8	6/11/22 @ Tulsa
NP	98	6/11/22 @ Tulsa
IP	7.0	(2x) Last: 6/18/17 vs. Asheville
K	10	5/21/17 @ Charleston
BB	5	(6x) Last: 6/30/21 @ Springfield
H	10	6/18/21 @ San Antonio
R	7	6/18/21 @ San Antonio
NP	96	6/12/17 vs. Greenville
IP	3.1	(2x) Last: 5/7/22 @ Arkansas
K	5	(2x) Last: 4/15/22 vs. Cedar Rapids
BB	4	(2x) Last: 6/5/22 vs. Corpus Christi
H	5	7/11/21 vs. Charleston
R	5	(3x) Last: 6/5/22 vs. Corpus Christi
NP	51	6/24/21 vs. Myrtle Beach
IP	5.2	7/16/21 @ Beloit
K	7	5/20/22 @ Dayton
BB	5	(2x) Last: 6/12/22 @ Tulsa
H	8	4/27/22 vs. South Bend
R	5	5/26/22 @ Fort Wayne
NP	89	5/14/22 vs. Wisconsin
IP	7.0	6/9/22 @ Tulsa
K	10	(2x) Last: 6/3/22 vs. Corpus Christi
BB	5	4/9/22 @ Springfield
H	12	7/29/19 vs. Missoula
R	9	7/29/19 vs. Missoula
NP	93	6/14/22 vs. Arkansas
IP	3.0	(5x) Last: 8/12/21 vs. Beloit
K	6	(5x) Last: 8/12/21 vs. Beloit
BB	5	(2x) Last: 6/2/22 vs. Corpus Christi
H	5	5/21/22 @ Arkansas
R	4	(4x) 5/21/22 @ Arkansas
NP	56	7/1/21 vs. Cedar Rapids
IP	6.0	9/1/21 @ Cedar Rapids
K	8	6/15/21 vs. Wisconsin
BB	5	6/16/22 vs. Arkansas
H	10	7/22/19 @ Missoula
R	9	7/22/19 @ Missoula
NP	87	9/7/21 vs. Peoria
IP	5.0	(3x) Last: 6/15/22 vs. Arkansas
K	7	(5x) Last: 5/21/22 @ Arkansas
BB	5	6/29/21 vs. Cedar Rapids
H	6	6/22/18 vs. Arkansas
R	5	(2x) Last: 5/30/21 @ Dayton
NP	81	5/5/22 @ Springfield
IP	9.0	7/7/18 vs. Greensboro
K	10	7/7/18 vs. Greensboro
BB	4	9/2/18 vs. Potomac
H	11	(3x) Last: 6/21/18 vs. Charleston
R	9	6/21/18 vs. Charleston
NP	113	7/7/18 vs. Greensboro
IP	7.0	8/30/18 vs. Augusta
K	9	8/30/18 vs. Augusta
BB	5	(2x) Last: 8/1/21 vs. Wichita
H	8	6/22/18 vs. Charleston
R	8	6/22/18 vs. Charleston
NP	95	6/22/18 vs. Asheville
IP	2.2	(2x) Last: 5/14/22 vs. Wisconsin
K	6	5/3/22 @ Cedar Rapids
BB	4	4/8/22 @ South Bend
H	4	4/20/22 @ Wisconsin
R	6	6/17/22 vs. Arkansas
NP	48	4/8/22 @ South Bend
IP	6.2	5/29/22 @ Midland
K	10	(2x) Last: 6/4/22 vs. Corpus Christi
BB	4	(2x) Last: 8/18/18 @ AZL Mariners
H	11	(2x) Last: 7/26/19 @ Princeton
R	9	7/26/19 @ Princeton
NP	94	(2x) Last: 6/4/22 vs. Corpus Christi
IP	3.0	(4x) Last: 5/16/21 vs. Cedar Rapids
K	6	5/16/21 vs. Cedar Rapids
BB	4	(2x) Last: 4/8/22 @ Springfield
H	4	(3x) Last: 6/15/22 vs. Arkansas
R	3	(4x) Last: 7/30/21 vs. South Bend
NP	46	6/4/22 vs. Corpus Christi

MAJOR LEAGUE REHAB ASSIGNMENT:

- **2022:** Placed on the IL by KC on 4/30 with a left flexor strain, assigned to NW Arkansas 6/19 to begin Rehab Assignment ... in 8 games this season with the Royals, went 0-3 with a 23.63 ERA (14 ER in 5.1 IP) with 9 strikeouts.
- **2021:** Made his first Opening Day roster despite having never pitched at the Major League level, and remained with the Royals for the entire season, except an eight-game stretch from Aug. 23-31 in which he was placed on the 10-day Injured List with a left shoulder impingement ... went 5-2 with a 3.66 ERA (26 ER in 64.0 IP) with 76 strikeouts ... among rookie relievers, ranked first in games pitched (72), tied for second in holds (15), fourth in innings (64.0) and strikeouts (76), tied for fourth in wins (5), sixth in opponents' average (.197) and K/9 (10.69), tied for eighth in saves (2) and 10th in ERA (3.66).
- **2019:** Pitched for Altoona (Double-A Pirates) and Indianapolis (Triple-A, Pirates) before his release by Pittsburgh ... signed with Kansas City on August 20 and pitched five games for the Naturals in the final weeks of the season, went 0-0 with a 3.38 ERA (2 ER in 5.1 IP) with five strikeouts.



NATURALS RELIEVERS

PITCHER	LAST APPEARANCE (NWA)
38 Biasi, Dante	FRI 5/27 @ Midland (2.0 IP)
28 Brentz, Jake	SUN 6/19 vs. Arkansas (1.0 IP)
14 Capps, Holden	THU 6/16 vs. Arkansas (2.0 IP)
51 Chamberlain, Christian	FRI 6/17 vs. Arkansas (0.1 IP)
34 Cosby, Christian	THU 6/16 vs. Arkansas (2.0 IP)
45 Del Rosario, Yefri	SUN 6/19 vs. Arkansas (1.0 IP)
55 Dipoto, Jonah	SAT 6/18 vs. Arkansas (2.0 IP)
Haake, Zach	TUE 4/19 @ Frisco (2.2 IP)
33 Klein, Will	SAT 6/18 vs. Arkansas (2.1 IP)
Peacock, Matt	WED 6/15 vs. Arkansas (1.0 IP)
27 Pennington, Walter	THU 6/16 vs. Arkansas (2.2 IP)
17 Phillips, Zack	SAT 6/4 vs. Corpus Christi (2.2 IP)
Smith, Patrick	THU 5/12 vs. Wichita (0.1 IP)
39 Sotillet, Andres	SUN 6/19 vs. Arkansas (1.0 IP)
Speier, Gabe	WED 6/15 vs. Arkansas (1.0 IP)
32 Veneziano, Anthony	SAT 6/18 vs. Wichita (4.2 IP)
Willeman, Zach	THU 5/26 @ Midland (2.0 IP)
22 Woods Jr., Stephen	THU 6/16 vs. Arkansas (2.1 IP)

ENTRANCE SITUATION

LEAD	TRAIL	TIED
3	3	-
1	-	-
6	6	2
1	3	1
1	4	1
8	9	2
7	10	1
1	2	-
3	2	-
1	-	-
6	4	5
2	10	1
1	1	1
7	1	1
1	-	-
-	1	-
9	5	2
10	6	1
68	67	18

INNING ENTERING THE GAME

1	2	3	4	5	6	7	8	9	10+
-	2	-	-	1	2	-	-	-	-
-	-	-	-	-	-	1	-	-	-
-	-	1	1	3	4	2	1	2	-
-	-	-	1	-	1	2	1	-	-
-	1	-	1	2	2	-	-	-	-
-	-	1	2	1	5	3	5	3	-
-	-	-	-	-	3	6	8	2	-
-	-	1	-	1	1	-	-	-	-
-	-	-	-	1	1	2	1	-	-
1	1	1	-	3	2	1	2	1	1
-	-	-	-	2	3	1	4	3	1
-	-	-	1	1	-	1	5	2	-
-	-	-	-	-	1	-	-	-	-
-	1	-	-	-	-	-	-	-	-
-	-	-	-	-	-	1	8	6	1
-	-	1	1	-	2	10	1	2	-
1	5	5	9	16	27	35	35	19	3

INHERITED RUNNERS

BR INHER.	BR SCORE	% SCORE
3	0	0.0%
-	-	-
7	1	14.3%
1	0	0.0%
5	4	80.0%
13	3	23.1%
15	3	20.0%
3	3	100.0%
-	-	-
-	-	-
11	1	9.1%
9	0	0.0%
7	0	0.0%
-	-	-
3	1	33.3%
5	3	60.0%
4	1	25.0%
86	20	23.3%

1-2-3 INNINGS

TOTAL POSSIBLE % 1-2-3		
5	17	29.4%
4	18	22.2%
4	18	22.2%
1	5	20.0%
1	8	12.5%
9	35	25.7%
7	22	31.8%
2	7	28.6%
6	9	66.7%
0	1	0.0%
9	23	39.1%
6	23	26.1%
-	-	-
4	14	28.6%
0	1	0.0%
1	4	25.0%
8	20	40.0%
4	21	19.0%
67	228	29.4%

STARTING PITCHER SPLITS

	PITCHER	GS	W-L	TEAM W-L	R SUPPORT	SUPPORT/START
18	Marsh, Alec	12	1-5	3-9	28	2.33
32	Veneziano, Anthony	12	4-4	7-5	47	3.92
29	Parrish, Drew	10	4-3	5-5	27	2.70
53	Zerpa, Ángel	10	1-4	4-6	31	3.10
38	<i>Biasi, Dante</i>	6	1-1	5-1	23	3.83
33	Klein, Will	3	0-0	2-1	7	2.33
39	Martinez, Marcelo	3	1-1	2-1	15	5.00
21	Lacy, Asa	2	0-1	1-1	9	4.50
29	Murdock, Noah	2	0-1	1-1	4	2.00
17	Phillips, Zack	2	0-1	1-1	4	2.00
		62			195	3.15

1st PITCH STRIKES

FPS	TBF	% FPS
141	237	59.5%
106	235	45.1%
134	215	62.3%
114	192	59.4%
48	111	43.2%
15	30	50.0%
39	55	70.9%
23	43	53.5%
20	41	48.8%
21	32	65.6%
670	1,191	56.3%

1-2-3 INNINGS

TOTAL	POSSIBLE	% 1-2-3
14	50	28.0%
13	49	26.5%
28	54	51.9%
9	54	16.7%
4	24	16.7%
0	3	0.0%
7	14	50.0%
3	9	33.3%
2	8	25.0%
1	5	20.0%
81	270	30.0%

NATURALS STARTERS VS. RELIEVERS

STARTERS		RELIEVERS
12-19	W-L	19-12
5.07	ERA	5.47
269.2	INNINGS	276.2
256 (43)	HITS (HR)	281 (31)
161 (152)	R (ER)	186 (168)
134	BB	161
301	K	274
1.45	WHIP	1.60
.246	AVG	.265

STARTING PITCHER/CATCHER MATCHUPS

PITCHER	LOGAN PORTER							SEBASTIAN RIVERO							GAVIN STUPIENSKI							TYLER CROPLEY							TOTALS							
	GS	W-L	ERA	IP	ER	BB	SO	GS	W-L	ERA	IP	ER	BB	SO	GS	W-L	ERA	IP	ER	BB	SO	GS	W-L	ERA	IP	ER	BB	SO	GS	W-L	ERA	IP	ER	BB	SO	
18 Marsh, Alec	6	1-2	7.24	27.1	30	10	46	4	0-1	5.94	16.2	15	8	28	1	0-1	13.50	2.0	4	4	5	1	0-1	9.00	5.0	7	3	4	12	1-5	7.24	51.0	41	25	83	
32 Veneziano, Anthony	4	0-1	6.62	17.2	19	12	21	3	1-2	12.27	7.1	10	10	4	2	1-0	1.59	11.1	8	4	8	3	2-1	4.20	15.0	13	6	15	12	4-4	5.61	51.1	32	32	48	
28 Parrish, Drew	3	2-1	3.16	17.1	14	4	11	4	1-1	3.32	19.0	10	7	16	3	1-1	0.00	18.2	7	3	21	-	-	-	-	-	-	10	4-3	2.13	55.0	13	14	48		
53 Zepa, Ángel	4	0-2	4.82	18.2	22	6	24	4	1-0	0.98	18.1	17	5	18	1	0-1	4.05	6.2	8	1	9	1	0-1	31.50	2.0	6	2	0	10	1-4	4.34	45.2	22	14	51	
38 Biasi, Dante	4	0-0	6.06	16.1	20	10	15	1	0-0	0.00	4.0	3	3	4	1	1-0	0.00	5.0	1	3	4	-	-	-	-	-	-	6	1-0	3.91	25.1	11	16	23		
33 Klein, Will	2	0-0	16.88	2.2	6	7	1	1	0-0	20.25	1.1	2	5	1	-	-	-	-	-	-	-	-	-	-	-	-	-	3	0-0	18.00	5.0	10	17	4		
39 Martínez, Marcelo	2	0-0	3.38	8.0	5	6	10	1	1-0	1.50	6.0	2	1	7	-	-	-	-	-	-	-	-	-	-	-	-	-	3	1-0	2.57	14.0	4	7	17		
21 Lacy, Asa	-	-	-	-	-	-	-	1	0-0	6.75	4.0	1	3	6	-	-	-	-	-	-	-	1	0-1	3.18	5.2	5	2	7	2	0-1	4.66	9.2	5	5	13	
29 Murdock, Noah	1	0-1	7.20	5.0	7	0	6	-	-	-	-	-	-	-	1	0-0	4.91	3.2	4	5	4	-	-	-	-	-	-	2	0-1	6.23	8.2	6	5	10		
17 Phillips, Zack	1	0-0	9.00	4.0	6	2	5	1	0-1	54.00	1.0	5	2	1	-	-	-	-	-	-	-	-	-	-	-	-	-	2	0-1	18.00	5.0	10	4	6		
Relievers	12	-5	4.51	119.2	115	64	129	-	5-6	6.82	100.4	114	61	98	-	2-1	4.72	34.1	31	28	36	0	0-0	5.24	22.1	20	8	17	19	-12	5.47	276.2	168	161	274	
TOTALS	27	15-12	5.25	236.2	138	121	268	20	9-11	6.02	178.0	119	105	183	9	5-4	3.09	81.2	28	48	87	6	2-4	6.12	50.0	34	21	37	62	31	5.27	546.1	320	295	575	
	CS/ATT	8/28	PCT	28.6%				CS/ATT	3/28	PCT	10.7%				CS/ATT	0/7	PCT	0.0%				CS/ATT	0/9	PCT	0.0%				CS/ATT	11/72	PCT	15.3%				

CATCHER PITCHING STATS

CATCHERS	W	L	ERA	GS	SV	IP	H	R	ER	HR	HB	BB	IBB	SO	WHIP	AVG	WP	GDP	TBF	SB	CS	ATT	%CS	PB
11 Logan Porter	15	12	5.25	27	6	236.2	244	148	138	35	14	121	3	268	1.54	.266	13	16	1,059	20	8	28	28.6%	1
3 Sebastian Rivero	9	11	6.02	20	1	178.0	179	128	119	21	12	105	2	183	1.60	.260	14	18	815	25	3	28	10.7%	3
44 Gavin Stupienksi	5	4	3.09	9	1	81.2	63	36	28	5	4	48	0	87	1.36	.179	4	8	352	7	0	7	0.0%	0
2 Tyler Cropley	2	4	6.12	6	0	50.0	51	35	34	13	2	21	0	37	1.44	.231	2	3	221	9	0	9	0.0%	0

NATURALS PITCHER PICKOFF LOG (4)

	DATE	INNING	PITCHER	RUNNER	BASE	OUT #
1	4/16 vs. Wichita	▲ 3	Ángel Zepa (1)	Kevin Merrell	1st	1
2	4/28 vs. Amarillo	▲ 3	Ángel Zepa (2)	Blaze Alexander	2nd	1
3	5/18 @ Arkansas	▼ 6	Zack Phillips (1)	Patrick Frick	1st	2
4	5/21 @ Arkansas	▼ 3	Dante Biasi (1)	Cade Marlowe	2nd	3

AUTOMATIC BALLS CALLED ON NATURALS PITCHERS (10)

DATE	INNING	UMPIRE	PITCHER (# IN '22)	COUNT AT CALL	BATTER RESULT (COUNT)
4/19/2022 @ Frisco	▼ 2	Jake Bruner	Alec Marsh (1)	0-0	Strikeout (1-2)
4/19/2022 @ Frisco	▼ 8	Jake Bruner	Stephen Woods Jr. (1)	3-1	Walk (3-1)
4/21/2022 @ Frisco	▼ 3	Benjamin Engstrand	Anthony Veneziano (1)	1-2	Walk (3-2)
4/26/2022 vs. Amarillo	▲ 3	Tanner Dobson	Drew Parrish (1)	0-0	Popout (1-2)
4/30/2022 vs. Amarillo	▲ 3	Harrison Silverman	Alec Marsh (2)	1-1	Strikeout (3-2)
5/1/2022 vs. Amarillo	▲ 1	Willie Traynor	Drew Parrish (2)	0-2	Popout (1-2)
5/21/2022 @ Arkansas	▼ 1	Chris Presley-Murphey	Will Klein (1)	0-0	Walk (3-2)
5/26/2022 @ Midland	▼ 8	Benjamin Engstrand	Zach Willeman (1)	0-0	Bunt Single (1-0)
6/14/2022 vs. Arkansas	▲ 7	Tanner Dobson	Holden Capps (1)	2-2	Double Play (3-2)
6/16/2022 vs. Arkansas	▲ 4	Willie Traynor	Stephen Woods Jr. (2)	3-2	Walk (3-2)
6/18/2022 vs. Arkansas	▲ 2	Harrison Silverman	Ángel Zepa (1)	3-1	Walk (3-1)



PLAYER

QUICK NOTES

CAREER HIGHS

1 JOHN RAVE

OUTFIELDER • L/L • 6'0" • 185 • 12/30/1997 (24)
2019 MLB Draft – Round 5 (Illinois State)
Born: Canton, Illinois • Resides: Bloomington, Illinois

2 TYLER CROPLEY

CATCHER • R/R • 5'11" • 185 • 12/10/1995 (26)
Signed 10/8/2020 as a Minor League Free Agent
Born: Sioux City, Iowa • Resides: Cedar Rapids, Iowa

3 SEBASTIAN RIVERO

CATCHER • R/R • 6'1" • 215 • 12/10/1995 (27)
Signed 7/12/2015 as an International Free Agent
Born: Maracay, Venezuela • Resides: Mariara, Venezuela

4 RYAN GROTJOHN

INF/OF • L/R • 6'2" • 175 • 4/25/1995 (27)
Signed 1/27/2022 as a Minor League Free Agent
Born: Bakersfield, California • Resides: Scottsdale, Arizona

7 BRHET BEWLEY

INF/OF • R/R • 5'11" • 182 lbs • 1/30/1997 (25)
2018 MLB Draft – Round 32 (University of San Diego)
Born: Temecula, California Resides: Winchester, California

8 MAIKEL GARCIA

INFIELDER • R/R • 6'0" • 145 • 3/3/2000 (22)
Signed 7/27/2016 as an International Free Agent
Born/Resides: La Sabana, Venezuela

9 JAKE MEANS

INFIELDER • R/R • 6'2" • 215 • 4/14/1996 (26)
2019 MLB Draft – Round 22 (Indiana State)
Born/Resides: Gardner, Kansas

11 LOGAN PORTER

CATCHER • R/R • 6'0" • 200 • 7/12/1995 (26)
Signed 6/21/2018 as a Non-Drafted Free Agent
Born: Phoenix, Arizona • Resides: Surprise, Arizona

12 TUCKER BRADLEY

OUTFIELDER • L/L • 6'0" • 206 • 5/6/1998 (24)
Signed 6/23/2020 as a Non-Drafted Free Agent
Born/Resides: Chickamauga, Georgia

13 NICK LOFTIN

INF/OF • R/R • 6'1" • 180 • 9/25/1998 (23)
2020 MLB Draft – CBA Round (32nd Overall)
Born/Resides: Corpus Christi, Texas

16 ROBBIE GLENDINNING

INFIELDER • R/R • 6'2" • 198 • 10/6/1995 (26)
Signed 2/22/2022 as a Minor League Free Agent
Born: Perth, Western Australia • Resides: Kansas City, MO

19 TYLER GENTRY

OUTFIELDER • R/R • 6'2" • 200 • 2/1/1999 (23)
2020 MLB Draft – Round 3 (Alabama)
Born: Memphis, Tennessee • Resides: Arlington, Tennessee

25 SEULY MATIAS

OUTFIELDER • R/R • 6'3" • 225 • 9/4/1998 (23)
Signed 7/4/2015 as an International Free Agent
Born/Resides: La Isabela, Dominican Republic

- 2022: Began the season with NWA, assigned to Omaha (AAA) on May 25 and went 3-for-16 across five games, assigned back to NWA June 4.
- 2021: Named an MiLB.com Organization All-Star in the outfield for Kansas City ... spent the season with Quad Cities (A+), playing in 77 games and hit .252/.352/.453 (70-for-278) ... hit 14 homers and stole 13 bases, making him one of five 13-13 players in the system in 2021.
- 2019: Assigned to Burlington (R) after being drafted and played 15 games in the Appalachian League before being promoted to Lexington (A) on 7/7, where he finished the season ... combined to slash .234/.326/.320 (54-for-231) across the two levels with 13 XBH and 16 RBI.

HIT STREAK: 2 Games (6/18 to 6/19). 333 (2-for-6), 1 2B

ON-BASE BASE STREAK: 2 Games (6/18 to 6/19). 333 (2-for-6), 1 BB, 1 HBP

- 2022: Began the season with NWA, went 1-for-8 across four games, placed on IL 4/19 ... rehabbed 5 games with ACL Royals and Columbia (A) from 6/6 to 6/12, went 4-for-16 with a double and walk, returned to Naturals on 6/14 and singled in his first at-bat back.
- 2021: Spent the entire season with Northwest Arkansas (AA) ... across 26 games (19 starts), slashed .194/.325/.313 (13-for-67) with two home runs and six runs batted in ... 6 of his 13 hits came in the month of July, where he hit .261 (6-for-23) in 10 games, with a double and three walks ... caught 5 of 12 would-be base stealers (42.0% CS).
- 2019: Limited to 41 games with the Hagerstown Suns (A) and spent time on the injured list, hit .187 /.294/.276 (23-for-123).
- COLLEGE: Played 2015 and 2016 at Iowa Western CC before transferring to the University of Iowa for 2017 and 2018.

HIT STREAK: 4 Games (4/17 to 6/19). 444 (4-for-9), 1 2B

ON-BASE BASE STREAK: 4 Games (4/17 to 6/19). 444 (4-for-9), 4 HBP

- 2022: Assigned to NW Arkansas to begin the season, recalled by Kansas City May 8-13 and May 17-28 ... in three Major League games (5/12, 5/19, 5/22), went 0-for-7 with one walk & four strikeouts ... had first 2-homer game of his career on 4/27 vs. Amarillo ... returned to action for NWA on 6/15.
- 2021: Split the season between Omaha (AAA) and Kansas City, appearing in 17 games (9 starts) for the Royals in his first Major League season and slashed .175/.250/.225 (7-for-40) ... made his Major League debut on 5/8 against the White Sox as the starting catcher ... appeared in 42 games with the Storm Chasers and slashed .260/.319/.380 (39-for-150) and threw out 10 of 34 would-be base stealers (29%).

HIT STREAK:

ON-BASE BASE STREAK: 2 Games (6/16 to 6/18). 000 (0-for-4), 2 BB

- 2022: Started season 0-for-11, first hit of season was 2nd inning home run on 4/30 vs. Amarillo.
- 2021: Released by Arizona on 1/8, spent the season in the American Association with the Kansas City Monarchs and was named the American Association All-Star at 2B, slashing .329/.436/.523 (109-for-339) with 10 HR and 60 RBI for the league champions ... led the team in OBP and ranked second on the team in AVG, BB (55) and SB (12)
- 2017-2019: Spent three seasons in the Diamondbacks' system originally Arizona's 10th-round pick in 2017 ... reached as high as Double-A Jackson in 2018 and 2019 ... won league championships with Jackson and Visalia (A+) in 2019.

HIT STREAK:

ON-BASE BASE STREAK: 6 Games (6/10 to 6/19). 286 (4-for-14), 2 BB, 1 HBP

- 2022: Began the season on Injured List, activated by NW Arkansas on 5/3 ... went 2-for-5 in his first game of the season on 5/5 @ SPR, with a solo home run in the sixth inning, his second hit of the day ... went 3-for-3 with a double & two runs off the bench, 5/25 @ MID, tied single-game career high in hits.
- 2021: Spent most of the season with NW Arkansas (A+), slashing .230/.284/.363 (47-for-204) across 56 games ... out of action for a month, on the Injured List between 8/10 and 9/5 ... appeared at 2nd base, (23 games), 3rd base (23 games), left field (5 games) and DH (5 games), also pitched one inning (7/25 @ Tulsa).
- 2019: Spent the entire season with Lexington (A), playing in 60 games, while slashing .252/.356/.307 (51-for-202) with one HR and 17 RBI.

HIT STREAK: 2 Games (6/12 to 6/19). 1,000 (4-for-4), 1 2B

ON-BASE BASE STREAK: 2 Games (6/12 to 6/19). 1,000 (4-for-4), 3 BB

- Ranked by MLB Pipeline as the No. 18 Royals prospect ... Ranked by *Baseball America* as the No. 28 Royals prospect ... rated as having the "Best Infield Arm" among Royals' prospects in *Baseball America's* 2022 Best Tools survey.
- 2022: Has reached base in 51 of 58 games, reaching base multiple times on 35 occasions ... team-best 20 multi-hit games and 12 multi-run games... 14-game hitting streak from 4/27 to 5/12: hit .397 with .970 OPS ... hit his first home run of the season 6/10 @ TUL, three-run shot cap 8-run 7th inning.
- 2021: Split season between 47 (A), and Quad Cities (A+), slashed .291/.380/.405 (120-for-480) between the two levels ... ranked third in the Royals' minor league system in average (.291) among qualified hitters and sixth in BABIP (.341) ... fifth in the system in hits (120), tied fourth in steals (35) ... added to KC 40-man roster on 11/19/21.

HIT STREAK:

ON-BASE STREAK:

- 2022: Reached base 4 times in back-to-back games, 5/27 and 5/28 @ Midland ... doubled 6 times in 8-game stretch, 5/24 to 6/1.
- 2021: Spent the first month and a half of the season with Columbia (A) before a promotion to Quad Cities (A+) on 6/15, where he finished out the season ... combined to slash .222/.343/.429 (76-for-343) over 97 games, with 16 home runs and 52 runs batted in ... assigned to the Surprise Saguaros of the Arizona Fall League after the MiLB season ... across 19 games, slashed .171/.244/.271 (12-for-70) with four doubles.
- MISC: Younger brother of Baltimore starting pitcher John Means ... attended Gardner Edgerton HS, same high school as Bubba Starling ... college teammates with Clay Dungan

HIT STREAK:

ON-BASE BASE STREAK:

- 2022: Has reached in 40 of 43 games ... Royals system leader in batting average (.331), on-base percentage (.470) and OPS (1.005), 3rd in SLG (.535) ... ranks 2nd in both Texas League and Double-A, 3rd among ALL qualified full-season MiLB hitters with his .470 OBP ... in Texas League, 5th in AVG, 5th in OPS.
- 2021: Spent the season with Quad Cities (A+) and slashed .241/.368/.451 (62-for-257) in 77 games ... named a High-A Central post-season All-Star at catcher ... hit a walk-off homer in Game 4 of the High-A Central Championship Series on 9/25 to win 2-1 and force Game 5.
- MISC: Grew up down the street from Surprise Stadium, was a dubbie for the AZL Royals the summer of 2011 while in high school, also caught bullpens for the team.

HIT STREAK:

ON-BASE BASE STREAK: 14 Games (5/31 to 6/19). 333 (14-for-42), 13 BB, 3 HBP

- 2022: Two of five home runs this season have been GRAND SLAMS, 4/23 @ Frisco and 5/12 vs. Wichita, both in 5th inning, first two of his pro career.
- 2021: Began his professional career splitting the year between Columbia (A) and Quad Cities (A+) and combined to slash .285/.380/.427 (94-for-330) with 30 extra-base hits and 45 runs batted in ... his .380 OBP ranked fourth among qualified Royals Minor Leaguers, while a .285 average and .807 OPS ranked eighth.
- 2017-2020: Played collegiately at the University of Georgia, where he slashed .317/.384/.412 (143-for-451) in 125 games with 14 doubles, nine home runs and 62 RBI ... lists his favorite college memory as playing at Baum-Walker Stadium his freshman season.

HIT STREAK:

ON-BASE BASE STREAK: 2 Games (6/18 to 6/19). 250 (2-for-8), 1 BB

- Ranked by MLB Pipeline as the No. 4 Royals prospect ... Ranked by *Baseball America* as the No. 12 Royals prospect ... rated as having the "Best Strike-Zone Discipline" among Royals prospects in *Baseball America's* 2021 AND 2022 Best Tools surveys.
- 2022: Third on team with 18 multi-hit games and second with 10 multi-run games ... has reached in 42 of 51 games, hits in 35 of 51 games ... did not start for five game stretch, June 1-5 nursing left shoulder soreness, after exiting May 31 game early, returned to action June 7 @ Tulsa.
- 2021: Spent his first pro season with Quad Cities (A+) and slashed .289/.374/.464 (103-for-356) across 90 games, named an MiLB.com Organization All-Star at third base ... won the High-A East Central batting title with a .289 average ... hit for the cycle on 8/1, going 5-for-6 at the plate with a walk-off homer in the ninth to complete the cycle.

HIT STREAK:

ON-BASE BASE STREAK:

- 2022: Has reached base in 47 of 52 games this season ... reached base in first 15 games of the season, April 8-29, also reached base in 17 games from May 21 to June 10, two longest streaks on team this season ... has reached base multiple times in 22 games ... 38 RBI rank 3rd among Royals minor leaguers.
- 2021: Did not play, missing the entire year after undergoing Tommy John surgery ... tore his UCL while playing catch in February 2021.
- 2017-2019: Drafted by Pittsburgh in the 21st Round in 2017 and spent three seasons in the Pirates organization, slashing .274/.361/.417 (174-for-636) across 189 games, reaching as high as Double-A Altoona in 2019 ... named a Florida State League Mid-season All-Star in 2019.

HIT STREAK:

ON-BASE BASE STREAK: 5 Games (6/12 to 6/18). 176 (3-for-17), 4 BB

- Ranked by MLB Pipeline as the No. 24 Royals prospect
- 2022: Began season in Quad Cities (A+), assigned to NWA on 6/14 ... in 38 games with River Bandits, hit .336 (43-for-128), with 12 XBH, 23 RBI & .950 OPS.
- 2021: Spent his first pro season in Quad Cities (A+), slashing .259/.395/.449 (38-for-147) in 44 games with the River Bandits ... played everyday for the first two months of the season ... placed on the 7-day injured list on 7/14 and then the 60-Day IL 8/2 ... recorded hits in 30 of 43 games with at least one plate appearance, reached in 38 of 43 games.
- COLLEGE: Began his career at Walter State Community College in 2018 before transferring to the University of Alabama for the 2019 and 2020 seasons ... finished his career with the Crimson Tide slashing .335/.420/.594 (89-for-266) in 73 games with 18 doubles, 17 homers and 63 RBI

HIT STREAK:

ON-BASE BASE STREAK:

- Ranked by *Baseball America* as the pre-season No. 31 Royals prospect ... rated as having the "Best Outfield" among Royals' prospects in *Baseball America's* Best Tools surveys for five straight years, 2018 to 2022.
- 2022: Hit 14th walk-off HR in Nationals history, 6/4 vs. CC, two-run homer in 10th, his team-leading 9th HR of the season ... hit in the head by a pitch Friday 6/10 @ TUL, exited game and went on IL, activated 6/19.
- 2021: Split the season between Quad Cities (A+) and Northwest Arkansas (AA), with a rehab appearance for the ACL Royals, playing in 64 total games with a .213/.309/.511 (50-for-235) slash line ... after the MiLB season, assigned to Surprise of the Arizona Fall League, tied for the team lead both with six home runs and 20 runs batted in.

HIT STREAK:

ON-BASE BASE STREAK: 9 Games (6/2 to 6/19). 192 (5-for-26), 6 BB, 3 HBP

H	4	(2x) Last: 8/1/21 vs. South Bend
R	4	8/1/21 vs. South Bend
HR	2	8/5/21 @ Cedar Rapids
RBI	5	(2x) Last: 8/3/21 @ Cedar Rapids
BB	3	(2x) Last: 5/17/22 @ Arkansas
SB	3	8/22/21 @ South Bend
H	2	(11x) Last: 7/16/21 vs. Arkansas
R	2	(5x) Last: 7/16/21 vs. Arkansas
HR	1	(4x) Last: 8/7/21 @ Arkansas
RBI	3	(2x) Last: 5/23/21 @ Springfield
BB	2	(5x) Last: 5/16/21 vs. Tulsa
SB	1	(2x) Last: 5/3/19 @ Augusta
H	5	6/10/21 @ St. Paul
R	4	7/2/18 vs. Asheville
HR	2	4/27/22 vs. Amarillo
RBI	4	(3x) Last: 6/10/21 @ St. Paul
BB	2	(8x) Last: 5/4/22 @ Springfield
SB	1	(4x) Last: 8/7/21 vs. Columbus
H	4	(2x) Last: 8/21/18 vs. Peoria
R	4	6/26/18 @ Peoria
HR	1	(14x) Last: 6/5/22 vs. Corpus Christi
RBI	7	7/27/18 vs. Beloit
BB	3	(2x) Last: 5/14/19 @ Mobile
SB	1	(1x) Last: 3/31/19 vs. Jacksonville
H	3	(5x) Last: 5/25/22 @ Midland
R	3	8/25/19 @ Augusta
HR	1	(9x) Last: 9/17/21 vs. Springfield
RBI	4	7/20/21 @ Tulsa
BB	3	(3x) Last: 9/1/19 @ Hickory
SB	2	(2x) Last: 7/3/18 @ Pulaski
H	4	(3x) Last: 5/1/22 vs. Amarillo
R	4	(2x) Last: 4/8/22 @ Springfield
HR	1	(7x) Last: 6/17/22 vs. Arkansas
RBI	3	(4x) Last: 9/8/21 vs. Peoria
BB	3	(5x) Last: 4/13/22 vs. Wichita
SB	3	6/20/19 @ Bristol
H	4	8/12/19 @ Greenville
R	4	7/9/21 @ Wisconsin
HR	1	(26x) Last: 6/14/22 vs. Arkansas
RBI	4	(3x) Last: 6/14/22 vs. Arkansas
BB	3	(3x) Last: 7/9/21 @ Wisconsin
SB	1	(10x) Last: 6/18/22 vs. Arkansas
H	4	8/6/19 @ Johnson City
R	3	(4x) Last: 8/1/21 vs. South Bend
HR	2	(5x) Last: 7/14/21 @ Beloit
RBI	4	(2x) Last: 8/10/21 vs. Beloit
BB	3	(3x) Last: 4/9/22 @ Springfield
SB	1	8/10/21 vs. Beloit
H	3	(11x) Last: 5/26/22 @ Midland
R	3	(3x) Last: 8/17/21 @ South Bend
HR	2	8/10/21 vs. Beloit
RBI	5	6/24/21 @ Beloit
BB	3	8/27/21 vs. Wisconsin
SB	2	(4x) Last: 5/21/22 @ Arkansas
H	5	8/1/21 vs. South Bend
R	4	8/1/21 vs. South Bend
HR	1	(15x) Last: 6/9/22 @ Tulsa
RBI	5	4/22/22 @ Frisco
BB	3	(2x) Last: 9/5/21 @ Cedar Rapids
SB	2	(2x) Last: 6/10/22 @ Tulsa
H	4	5/3/19 vs. Lakeland
R	3	(4x) Last: 5/27/22 @ Midland
HR	1	(21x) Last: 5/24/22 @ Midland
RBI	4	(3x) Last: 5/21/22 @ Arkansas
BB	3	(2x) Last: 6/17/19 vs. Harrisburg
SB	2	6/3/19 @ Daytona
H	3	(5x) Last: 6/15/22 vs. Tulsa
R	3	(2x) Last: 6/13/21 @ Peoria
HR	2	6/2/21 vs. Beloit
RBI	6	6/2/21 vs. Beloit
BB	3	(3x) Last: 6/8/22 @ Peoria
SB	1	(6x) Last: 5/11/22 vs. Wisconsin
H	3	(15x) Last: 5/28/22 @ Midland
R	3	(4x) Last: 5/28/22 @ Midland
HR	2	(8x) Last: 9/18/21 vs. Springfield
RBI	5	7/23/17 vs. Bristol
BB	3	5/4/22 @ Springfield
SB	1	(17x) Last: 8/28/21 vs. Springfield



So Nice, They Did It Twice (Or More)	Multi-Hit Games					Multi-Run Games					Multi-RBI Games					Multi-BB Games					Multi-K Games					Multi-SB Games				
	2	3	4	5+	T	2	3	4	5+	T	2	3	4	5+	T	2	3	4	5+	T	2	3	4	5+	T	2	3	4	5+	T
Bates, Parker	-	-	-	-	-	-	-	-	-	-	-	-	-	-	-	-	-	-	-	-	1	-	-	-	1	1	-	-	-	1
7 Bewley, Brhet	4	1	-	-	5	1	-	-	-	1	-	-	-	-	1	1	-	-	-	1	2	2	-	-	4	-	-	-	-	-
12 Bradley, Tucker	11	2	-	-	13	8	-	-	-	8	2	1	2	-	5	2	-	-	-	2	2	-	-	-	2	2	-	-	-	2
2 Cropley, Tyler	-	-	-	-	-	1	-	-	-	1	-	-	-	-	-	-	-	-	-	-	1	-	-	-	1	-	-	-	-	-
Eaton, Nate	5	4	-	-	9	1	2	-	-	3	4	-	-	-	4	2	-	-	-	2	8	-	-	-	8	1	-	-	-	1
8 Garcia, Maikel	16	3	1	-	20	10	1	1	-	12	3	1	-	-	4	6	1	-	-	7	9	1	1	-	11	3	-	-	-	3
19 Gentry, Tyler	1	1	-	-	2	1	-	-	-	1	-	-	1	-	1	-	-	-	-	-	-	-	-	-	-	-	-	-	-	-
16 Glendinning, Robbie	13	-	-	-	13	3	3	-	-	6	8	3	1	-	12	6	-	-	-	6	15	7	-	-	22	-	-	-	-	-
4 Grotjohn, Ryan	1	-	-	-	1	-	-	-	-	-	3	-	-	-	3	1	-	-	-	1	4	4	-	-	8	-	-	-	-	-
13 Loftin, Nick	13	5	-	-	18	7	3	-	-	10	6	-	-	1	7	4	-	-	-	4	4	1	-	-	5	2	-	-	-	2
Massey, Michael	8	11	-	-	19	8	-	-	-	8	5	2	3	-	10	1	2	-	-	3	8	2	1	-	11	-	-	-	-	-
25 Matias, Seuly	6	4	-	-	10	2	2	-	-	4	7	4	-	-	11	2	1	-	-	3	14	7	1	-	22	-	-	-	-	-
9 Means, Jake	8	1	-	-	9	4	-	-	-	4	4	2	1	-	7	3	-	-	-	3	11	3	-	-	14	-	-	-	-	-
11 Porter, Logan	14	2	-	-	16	4	-	-	-	4	5	-	-	-	5	5	1	-	-	6	7	-	-	-	7	-	-	-	-	-
1 Rave, John	8	2	-	-	10	3	-	-	-	3	6	4	-	-	10	4	2	-	-	6	10	-	-	-	10	1	-	-	-	1
3 Rivero, Sebastian	4	1	-	-	5	1	1	-	-	2	2	1	-	-	3	3	-	-	-	3	4	1	-	-	5	-	-	-	-	-
44 Stupieniski, Gavin	2	-	-	-	2	-	-	-	-	-	1	-	-	-	1	-	-	-	-	-	3	1	-	-	4	-	-	-	-	-
	114	37	1	0	152	54	12	1	0	67	56	18	8	1	83	40	7	0	0	47	103	29	3	0	135	10	0	0	0	10

HITTING STREAKS

PLAYER	CURRENT	LONGEST	DATES/RESULTS							
			START	END	AVG	2B	3B	HR	RBI	OPS
7 Bewley, Brhet	2	4	5/25	5/28	.368 (7-19)	2	0	0	1	.874
12 Bradley, Tucker	-	6 (3x)	5/19	5/26	.526 (10-19)	1	1	1	6	1.451
2 Croyley, Tyler	4	4	4/17	6/19	.444 (4-9)	1	0	0	1	1.171
8 Garcia, Maikel	-	14	4/27	5/12	.397 (23-58)	6	0	0	6	.970
19 Gentry, Tyler	-	2	6/15	6/16	.444 (4-9)	1	0	1	1	1.333
16 Glendinning, Robbie	-	6	4/22	4/29	.391 (9-23)	4	0	1	6	1.158
4 Grotjohn, Ryan	-	4	6/11	6/17	.364 (12-21)	2	0	0	2	.930
13 Loftin, Nick	-	6	5/4	5/10	.480 (12-24)	4	1	1	6	1.321
25 Matias, Seuly	-	5	5/25	5/31	.421 (8-19)	2	1	3	8	1.560
9 Means, Jake	-	5	5/27	6/1	.444 (8-18)	4	0	1	3	1.398
11 Porter, Logan	-	7	6/1	6/11	.435 (10-23)	2	0	3	6	1.465
1 Rave, John	2	5	5/3	5/8	.368 (7-19)	0	0	0	5	.797
3 Rivero, Sebastian	-	5	4/20	4/27	.333 (8-24)	3	0	2	6	1.028

BOLD indicates longest streak in 2022 among active players

ON-BASE STREAKS

CURRENT	LONGEST	DATES/RESULTS							
		START	END	AVG	2B	HR	BB	HBP	OBP
2	4 (2x)	6/1	6/5	.083 (1-12)	0	0	4	0	.313
2	8	5/19	5/28	.444 (12-27)	2	2	5	0	.531
4	4	4/17	6/19	.444 (4-9)	1	0	0	4	.615
-	14	4/27	5/12	.397 (23-58)	6	0	8	0	.470
-	3	6/14	6/16	.333 (4-12)	1	1	1	0	.385
5	17	5/21	6/10	.258 (17-66)	3	1	8	3	.354
6	6	6/10	6/19	.286 (4-14)	2	0	2	1	.389
-	16	5/22	6/15	.279 (19-68)	4	2	8	1	.364
9	9	6/2	6/19	.192 (5-26)	0	2	6	3	.400
-	6	6/9	6/14	.364 (8-22)	2	1	2	0	.417
14	14	5/31	6/19	.333 (14-42)	4	3	13	3	.508
2	8	4/16	4/26	.261 (6-23)	2	2	12	0	.514
2	9	4/20	5/4	.342 (13-38)	5	3	2	1	.381

Italics indicates longest personal streak is active

PITCHES/PLATE APPEARANCE & PLATE APPEARANCE DEPTH

PLAYER	AVG. P/PA	TOTAL PA	TOTAL P	LONGEST PA (#)	DATE	INN.	PITCHER	RESULT
Bates, Parker	4.17	12	50	9 (2x)	June 4	▼ 3	Misael Tamarez (CC)	Walk
7 Bewley, Brhet	4.04	73	295	9	June 12	▲ 9	Guillermo Zuniga (TUL)	RBI Walk
12 Bradley, Tucker	3.75	203	761	9	June 15	▼ 6	Collin Kober (ARK)	Walk
2 Croyley, Tyler	3.40	20	68	7	June 14	▼ 5	Jake Haberer (ARK)	Strikeout Swinging
Eaton, Nate	3.79	159	602	8 (2x)	May 22	▲ 6	Peyton Alford (ARK)	Strikeout Swinging
7 Garcia, Maikel	3.82	279	1,065	9 (3x)	June 19	▼ 8	Michael Stryfeler (ARK)	Strikeout Swinging
19 Gentry, Tyler	3.50	22	77	7	June 16	▼ 2	Emerson Hancock (ARK)	Home Run (Solo)
16 Glendinning, Robbie	4.37	227	992	11	May 18	▲ 5	Taylor Dollard (ARK)	Groundout (6-3)
4 Grotjohn, Ryan	4.18	65	272	9 (2x)	May 26	▲ 5	Jack Cushing (MID)	Walk
13 Loftin, Nick	3.54	243	861	9 (3x)	June 18	▼ 1	Connor Jones (ARK)	Walk
Massey, Michael	3.75	248	930	10 (3x)	May 12	▼ 6	Louie Varland (WCH)	Home Run (Solo)
25 Matias, Seuly	3.87	198	767	12	June 2	▼ 5	Chandler Casey (CC)	Walk
9 Means, Jake	3.87	197	762	10	June 9	▲ 5	John Rooney (TUL)	Strikeout Swinging
11 Porter, Logan	4.08	186	759	9 (3x)	May 25	▲ 9	Wandisson Charles (MID)	Walk
1 Rave, John	4.24	207	878	8	April 16	▼ 7	Steven Cruz (WCH)	Walk
3 Rivero, Sebastian	3.80	93	353	11	April 22	▲ 9	Lucas Jacobsen (FRI)	Flyout (F9)
44 Stupieniski, Gavin	3.64	39	142	7 (2x)	June 5	▼ 9	Joanase Torres (CC)	Flyout (F7)
	3.90	2,459	9,584					

PINCH HITTING LOG

DATE	INNING	PINCH HITTER	HITTING FOR	RESULT
4/15/2022 vs. Wichita	▼ 9	John Rave	Tyler Croyley	Groundout (3-1)
4/16/2022 vs. Wichita	▼ 8	Maikel Garcia	Ryan Grotjohn	Lineout (L7)
4/17/2022 vs. Wichita	▼ 6	Sebastian Rivero	Tyler Croyley	Single
4/19/2022 @ Frisco	▲ 9	Tucker Bradley	Jake Means	Strikeout Looking
4/21/2022 @ Frisco	▲ 9	Ryan Grotjohn	Logan Porter	Strikeout Swinging
4/21/2022 @ Frisco	▲ 9	Gavin Stupieniski	Jake Means	Flyout (F9)
4/22/2022 @ Frisco	▲ 9	Ryan Grotjohn	Micheal Massey	Strikeout Swinging
4/26/2022 vs. Amarillo	▼ 8	Tucker Bradley	Jake Means	Flyout (F8)
4/27/2022 vs. Amarillo	▼ 8	Gavin Stupieniski	Logan Porter	Strikeout Swinging
4/30/2022 vs. Amarillo	▼ 9	Robbie Glendinning	Ryan Grotjohn	Strikeout Swinging
5/18/2022 @ Arkansas	▲ 9	Tucker Bradley	Jake Means	RBI Groundout (3U)
5/19/2022 @ Arkansas	▲ 9	Ryan Grotjohn	Logan Porter	Flyout (F7)
5/22/2022 @ Arkansas	▲ 8	Brhet Bewley	Maikel Garcia	Strikeout Swinging
5/29/2022 @ Midland	▲ 9	Logan Porter	Gavin Stupieniski	Strikeout Swinging
6/3/2022 vs. Corpus Christi	▼ 7	Tucker Bradley	Micheal Massey	Strikeout Swinging

Naturals Pinch Hitters: 1-for-15, 8 K

Most-Used Pinch Hitter:

Tucker Bradley (4x)

Most Frequently Pinch-Hit For

Jake Means (4x)

NATURALS 10-PITCH AT-BAT LOG (9)

DATE	INNING	PITCHES	BATTER	PITCHER	RESULT
April 10 @ Springfield	▲ 7	10	Michael Massey	Sean Kealey	Walk
April 16 vs. Wichita	▼ 7	12	John Rave	Steven Cruz	Walk
April 22 @ Frisco	▲ 9	11	Sebastian Rivero	Lucas Jacobsen	Flyout (F9)
April 22 @ Frisco	▲ 7	10	Michael Massey	Nick Staff	Walk
May 13 vs. Wichita	▼ 6	10	Michael Massey	Louie Varland	HOME RUN
May 17 @ Arkansas	▲ 5	10	John Rave	Peyton Alford	Walk
May 18 @ Arkansas	▲ 5	11	Robbie Glendinning	Taylor Dollard	Groundout (5-3)
June 2 vs. Corpus Christi	▼ 5	12	Seuly Matias	Chandler Casey	Walk
June 9 @ Tulsa (G1)	▲ 5	10	Jake Means	John Rooney	Strikeout Swng.

AUTOMATIC STRIKES CALLED ON NATURALS HITTERS (3)

DATE	INNING	UMPIRE	HITTER	COUNT AT CALL	BATTER RESULT (COUNT)
4/15/2022 vs. Wichita	▼ 1	Isaias Barba	Maikel Garcia	0-0	Strikeout (2-2)
4/21/2022 @ Frisco	▲ 9	Benjamin Engstrand	Gavin Stupieniski	1-0	Flyout, F9 (1-1)
6/20/2022 @ Tulsa	▲ 2	Tanner Dobson	Robbie Glendinning	0-1	Lineout, L4 (2-2)



HR #	PLAYER (SEASON NO.)	GM # – DATE	OPPONENT	DIRECTION	ON BASE	INNING	OUTS	COUNT	SCORE	FINAL
1	Jake Means (1)	3 – 4/10/2022	@ Springfield	RCF	1	2	2	1-1	2-3	L, 10-5
2	John Rave (1)	10 – 4/19/2022	@ Frisco	RF	1	3	1	2-2	2-0	L, 4-3
3	Robbie Glendinning (1)	11 – 4/20/2022	@ Frisco	LCF	0	2	2	3-1	1-0	W, 7-2
4	Nick Loftin (1)	11 – 4/20/2022	@ Frisco	LCF	1	3	1	0-0	3-1	W, 7-2
5	Seuly Matias (1)	11 – 4/20/2022	@ Frisco	LF	1	5	1	1-1	5-2	W, 7-2
6	John Rave (2)	12 – 4/21/2022	@ Frisco	LCF	0	2	1	2-1	1-0	L, 12-2
7	Seuly Matias (2)	12 – 4/21/2022	@ Frisco	LCF	0	4	0	0-2	2-7	L, 12-2
8	Michael Massey (1)	13 – 4/22/2022	@ Frisco	LCF	1	1	1	1-1	2-0	W, 11-2
9	Nick Loftin (1)	13 – 4/22/2022	@ Frisco	LCF	3	2	2	0-0	6-0	W, 11-2
10	Tucker Bradley (1)	14 – 4/23/2022	@ Frisco	LCF	3	5	1	2-1	9-0	W, 12-4
11	Michael Massey (2)	14 – 4/23/2022	@ Frisco	CF	0	8	1	0-2	11-3	W, 12-4
12	Nate Eaton (1)	14 – 4/23/2022	@ Frisco	LCF	0	9	0	3-2	12-3	W, 12-4
13	Michael Massey (3)	15 – 4/24/2022	@ Frisco	RCF	0	4	0	1-0	1-2	W, 4-3
14	Robbie Glendinning (2)	16 – 4/26/2022	vs. Amarillo	LCF	2	11	2	1-1	5-6	L, 6-5
15	Seuly Matias (3)	17 – 4/27/2022	vs. Amarillo	LF	0	2	0	0-0	2-2	W, 12-6
16	Sebastian Rivero (1)	17 – 4/27/2022	vs. Amarillo	LF	0	4	0	0-1	3-3	W, 12-6
17	Sebastian Rivero (2)	17 – 4/27/2022	vs. Amarillo	LF	1	6	2	0-0	12-5	W, 12-6
18	Jake Means (2)	18 – 4/28/2022	vs. Amarillo	LF	0	3	0	0-1	1-0	L, 9-5
19	Nate Eaton (2)	19 – 4/29/2022	vs. Amarillo	LF	0	2	0	1-0	1-0	W, 8-7
20	Sebastian Rivero (3)	20 – 4/30/2022	vs. Amarillo	RCF	0	2	2	1-1	1-2	L, 7-5
21	Ryan Grotjohn (1)	20 – 4/30/2022	vs. Amarillo	RCF	1	2	2	3-2	3-2	L, 7-5
22	Michael Massey (4)	20 – 4/30/2022	vs. Amarillo	RCF	1	3	1	1-2	5-2	L, 7-5
23	Logan Porter (1)	21 – 5/1/2022	vs. Amarillo	LF	1	2	1	0-1	3-1	W, 9-5
24	Robbie Glendinning (3)	21 – 5/1/2022	vs. Amarillo	LF	1	3	2	0-0	5-2	W, 9-5
25	Michael Massey (5)	21 – 5/1/2022	vs. Amarillo	RF	2	7	0	1-2	8-2	W, 9-5
26	Robbie Glendinning (4)	23 – 5/4/2022	@ Springfield	LF	1	5	0	1-0	7-1	W, 13-3
27	Seuly Matias (4)	24 – 5/5/2022	@ Springfield	LCF	0	5	1	1-1	2-4	W, 9-6
28	Brhet Bewley (1)	24 – 5/5/2022	@ Springfield	LCF	0	6	0	1-0	3-5	W, 9-6
29	Tucker Bradley (2)	24 – 5/5/2022	@ Springfield	RF	0	6	0	2-2	4-5	W, 9-6
30	Nick Loftin (3)	24 – 5/5/2022	@ Springfield	LCF	1	7	1	1-1	9-5	W, 9-6
31	Nate Eaton (3)	27 – 5/8/2022	@ Springfield	LCF	0	2	0	1-0	1-0	W, 9-5
32	Logan Porter (2)	27 – 5/8/2022	@ Springfield	LF	0	5	0	2-0	2-0	W, 9-5
33	Seuly Matias (5)	28 – 5/10/2022	vs. Wichita	LCF	2	3	2	0-1	4-0	W, 7-4
34	Robbie Glendinning (5)	28 – 5/10/2022	vs. Wichita	LF	0	8	1	0-2	7-4	W, 7-4
35	Logan Porter (3)	29 – 5/11/2022	vs. Wichita	LCF	0	7	0	3-1	1-3	L, 4-3
36	Michael Massey (6)	30 – 5/12/2022	vs. Wichita	LF	0	6	0	3-2	4-4	L, 10-4
37	Tucker Bradley (3)	31 – 5/13/2022	vs. Wichita	RCF	3	5	0	0-0	4-0	W, 7-0
38	Nick Loftin (4)	31 – 5/13/2022	vs. Wichita	LF	1	7	2	3-1	7-0	W, 7-0
39	Logan Porter (4)	32 – 5/14/2022	vs. Wichita	RCF	0	2	2	2-2	1-4	L, 7-6
40	Michael Massey (7)	37 – 5/21/2022	@ Arkansas	RF	2	3	1	0-0	4-4	W, 11-4
41	John Rave (3)	38 – 5/22/2022	@ Arkansas	RF	2	3	2	1-1	5-0	W, 10-5
42	Tucker Bradley (4)	38 – 5/22/2022	@ Arkansas	RCF	2	5	2	1-1	10-1	W, 10-5
43	Robbie Glendinning (6)	39 – 5/24/2022	@ Midland	RF	1	1	2	0-1	2-0	W, 8-5
44	Michael Massey (8)	39 – 5/24/2022	@ Midland	RCF	3	7	2	1-2	7-3	W, 8-5
45	Seuly Matias (6)	40 – 5/25/2022	@ Midland	LF	0	2	1	2-2	2-0	W, 11-3
46	Nate Eaton (4)	40 – 5/25/2022	@ Midland	LF	0	5	1	2-0	6-1	W, 11-3
47	Nick Loftin (5)	42 – 5/27/2022	@ Midland	LCF	0	3	2	1-0	7-1	W, 14-6
48	Seuly Matias (7)	43 – 5/28/2022	@ Midland	LF	0	6	0	0-1	5-5	W, 9-7
49	Tucker Bradley (5)	43 – 5/28/2022	@ Midland	CF	0	8	2	0-1	6-7	W, 9-7
50	Jake Means (3)	44 – 5/29/2022	@ Midland	LCF	0	8	0	0-0	1-3	L, 3-1
51	Seuly Matias (8)	45 – 5/31/2022	vs. Corpus Christi	LF	0	7	0	3-2	7-8	L, 8-7
52	Jake Means (4)	48 – 6/3/2022	vs. Corpus Christi	LF	2	2	2	0-0	3-0	L, 5-4
53	Logan Porter (5)	48 – 6/3/2022	vs. Corpus Christi	LF	0	8	1	0-0	4-5	L, 5-4
54	Logan Porter (6)	49 – 6/4/2022	vs. Corpus Christi	CF	0	2	0	3-2	1-2	W, 6-5
55	Seuly Matias (9)	49 – 6/4/2022	vs. Corpus Christi	LF	1	10	2	1-1	6-5	W, 6-5
56	Tucker Bradley (6)	50 – 6/5/2022	vs. Corpus Christi	LF	1	4	0	3-2	2-8	L, 17-4
57	Ryan Grotjohn (2)	50 – 6/5/2022	vs. Corpus Christi	LF	1	8	1	1-0	4-15	L, 17-4
58	John Rave (4)	51 – 6/7/2022	@ Tulsa	RCF	0	9	2	1-1	2-5	L, 5-2
59	Nick Loftin (6)	52 – 6/9/2022	@ Tulsa	LF	0	4	1	2-1	1-3	W, 5-3
60	Logan Porter (7)	52 – 6/9/2022	@ Tulsa	LF	1	4	1	1-1	3-3	W, 5-3
61	Michael Massey (9)	54 – 6/10/2022	@ Tulsa	RCF	1	3	1	0-1	3-1	W, 13-4
62	Seuly Matias (10)	54 – 6/10/2022	@ Tulsa	LCF	0	6	0	1-2	5-4	W, 13-4
63	Maikel Garcia (1)	54 – 6/10/2022	@ Tulsa	LF	2	7	2	3-1	13-4	W, 13-4
64	John Rave (5)	55 – 6/11/2022	@ Tulsa	RF	2	5	1	1-2	4-7	L, 9-4
65	Jake Means (5)	57 – 6/14/2022	vs. Arkansas	LF	1	3	0	1-1	2-1	W, 7-5
66	Tyler Gentry (1)	59 – 6/16/2022	vs. Arkansas	RCF	0	2	1	3-2	1-6	L, 13-8
67	Maikel Garcia (2)	60 – 6/17/2022	vs. Arkansas	LCF	0	1	0	2-0	1-0	L, 13-2
68	Tyler Gentry (1)	61 – 6/18/2022	vs. Arkansas	LCF	2	2	2	0-2	7-0	W, 9-0



HOME RUN BREAKDOWN

PLAYER	2022 TOTAL	HOME ROAD		RHP	LHP	OUTS			RUNNERS ON				DIRECTION					LAST				
						0	1	2	SOLO	2-RUN	3-RUN	GRAND SLAM	LF	LCF	CF	RCF	RF	DATE	OPP	KIND	INN	PA SINCE
Seuly Matias	10	4	6	8	2	5	3	2	7	2	1	-	6	4	-	-	-	June 10	@ Tulsa	Solo	▲ 6	5
Michael Massey	9	3	6	7	2	3	5	1	3	3	2	1	1	1	1	4	2	June 10	@ Tulsa	2-Run	▲ 3	
Logan Porter	7	5	2	5	2	3	3	1	5	2	-	-	4	1	1	1	-	June 9	@ Tulsa	2-Run	▲ 4	35
Nick Loftin	6	1	5	3	3	-	3	3	2	3	-	1	2	4	-	-	-	June 9	@ Tulsa	Solo	▲ 4	43
Tucker Bradley	6	2	4	6	-	3	1	2	2	1	1	2	1	1	1	2	1	June 5	vs. Corpus Christi	2-Run	▼ 4	46
Robbie Glendinning	6	3	3	4	2	1	1	4	2	3	1	-	3	2	-	-	1	May 24	@ Midland	2-Run	▲ 1	83
Jake Means	5	3	2	4	1	3	-	2	2	2	1	-	3	1	-	1	-	June 14	vs. Arkansas	2-Run	▼ 3	20
John Rave	5	-	5	5	-	-	3	2	2	1	2	-	-	1	-	1	3	June 11	@ Tulsa	3-Run	▲ 5	31
Nate Eaton	4	1	3	4	-	2	2	-	4	-	-	-	2	2	-	-	-	May 25	@ Midland	Solo	▲ 5	
Sebastian Rivero	3	3	-	3	-	1	-	2	2	1	-	-	2	-	-	1	-	April 30	vs. Amarillo	Solo	▼ 3	30
Tyler Gentry	2	2	-	2	-	-	1	1	1	-	1	-	-	1	-	1	-	June 18	vs. Arkansas	3-Run	▼ 2	3
Maikel Garcia	2	1	1	2	-	1	1	-	1	-	1	-	1	1	-	-	-	June 17	vs. Arkansas	Solo	▼ 1	13
Ryan Grotjohn	2	2	-	2	-	-	1	1	-	2	-	-	1	-	-	1	-	June 5	vs. Corpus Christi	2-Run	▼ 8	21
Brhet Bewley	1	-	1	1	-	1	-	-	1	-	-	-	-	1	-	-	-	May 5	@ Springfield	Solo	▲ 6	69
	68	30	38	56	12	23	24	21	34	20	10	4	26	20	3	12	7					

INNING DISTRIBUTION

1st Inning	2nd Inning	3rd Inning	4th Inning	5th Inning	6th Inning	7th Inning	8th Inning	9th Inning	10th Inning	11th Inning
3	16	11	6	9	6	7	6	2	1	1

NOTABLE NATURALS HOME RUNS

BACK-TO-BACK HOMERS (1)		2-HOMER GAMES (1)		3-HOMER GAMES (0)		GRAND SLAMS (4)	
PLAYERS	DATE/OPPONENT (INN.)	PLAYER (CAREER NO.)	DATE/OPPONENT	PLAYER (CAREER NO.)	DATE/OPPONENT	PLAYER (CAREER NO.)	DATE/OPPONENT (INN.)
Brhet Bewley & Tucker Bradley	5/5 @ Springfield (6th)	Sebastian Rivero (1st)	4/27 vs. Amarillo			Nick Loftin (2nd)	4/22 @ Frisco (2nd)
						Tucker Bradley (1st)	4/23 @ Frisco (5th)
						Tucker Bradley (2nd)	5/13 vs. Wichita (5th)
						Michael Massey (2nd)	5/24 @ Midland (7th)

LEADOFF HOMERS (1)		INSIDE-THE PARK HOMERS (0)		PINCH-HIT HOMERS (0)		WALK-OFF HOMERS (1)	
PLAYER (CAREER NO.)	DATE/OPPONENT	PLAYER (CAREER NO.)	DATE/OPPONENT (INN.)	PLAYER (CAREER NO.)	DATE/OPPONENT (INN.)	PLAYER (CAREER NO.)	DATE/OPPONENT
Maikel Garcia (2nd)	6/17 vs. Arkansas					Seuly Matias	6/4 vs. Corpus Christi

HOME RUN SITUATION	# OF	DATE OF LAST	BATTER ('22 HR #)	PITCHER	COUNT	RUNNERS ON	OUTS	INNING	SCORE @ HR	FINAL
GO-AHEAD HOME RUN	20	June 17 vs. Arkansas	Maikel Garcia (2)	Taylor Dollard	2-0	0	0	▼ 1	1-0	L, 13-2
GAME-TYING HOME RUN	6	June 9 @ Tulsa	Logan Porter (7)	John Rooney	1-1	1	1	▲ 4	3-3	W, 5-4 (7)

NOTABLE OPPOSING HOME RUNS

BACK-TO-BACK HOMERS (2)		2-HOMER GAMES (5)		3-HOMER GAMES (0)		GRAND SLAMS (1)	
PLAYERS	DATE/OPPONENT (INN.)	PLAYER (CAREER NO.)	DATE/OPPONENT	PLAYER (CAREER NO.)	DATE/OPPONENT	PLAYER	DATE/OPPONENT (INN.)
Leandro Cedeño & Jorge Barrosa	5/1 vs. Amarillo (8th)	Dio Arias (1st)	4/21 @ Frisco			Justin Foscue	4/21 @ Frisco (3rd)
Alex Isola & Andrew Bechtold	5/10 vs. Wichita (4th)	Leandro Cedeño (4th)	4/30 vs. Amarillo				
		Andy Pages (8th)	6/7 @ Tulsa				
		Joe Rizzo (3rd)	6/14 vs. Arkansas				
		Cade Marlowe (3rd)	6/17 vs. Arkansas				
LEADOFF HOMERS (1)		INSIDE-THE PARK HOMERS (0)		PINCH-HIT HOMERS (0)		WALK-OFF HOMERS (0)	
PLAYER	DATE/OPPONENT	PLAYER	DATE/OPPONENT (INN.)	PLAYER	DATE/OPPONENT (INN.)	PLAYER	DATE/OPPONENT
Jonathan Ornelas	4/24 @ Frisco						



AFTER-INNING RECORDS

LEADING TRAILING TIED

AFTER 1 INNING 10-6 6-13 13-13

AFTER 2 INNINGS 13-7 8-15 9-9

AFTER 3 INNINGS 19-8 6-17 5-6

AFTER 4 INNINGS 19-7 5-18 6-6

AFTER 5 INNINGS 23-7 5-21 2-3

AFTER 6 INNINGS 25-7 3-20 2-4

AFTER 7 INNINGS 25-2 1-25 2-4

AFTER 8 INNINGS 25-0 1-27 2-4

NATURALS BIG INNINGS

DATE INNING RUNS

1. 6/10 @Tulsa 7th Inning 8

4/12 vs. Wichita 1st Inning 8

3. 6/18 vs. Arkansas 2nd Inning 7

4/27 vs. Amarillo 4th Inning 7

5. 5/27 @Midland 2nd Inning 6

5/4 @Springfield 9th Inning 6

7. 5/24 @Midland 7th Inning 5

5/5 @Springfield 6th Inning 5

5/4 @Springfield 3rd Inning 5

4/22 @Frisco 3rd Inning 5

4/9 @Springfield 8th Inning 5

SCORE BY INNINGS

	1	2	3	4	5	6	7	8	9	10	11+	TOTAL
Naturals	28	45	61	42	55	23	61	22	26	6	4	373
Opponents	38	41	60	25	38	38	48	36	12	6	5	347
Difference	-10	4	1	17	17	-15	13	-14	14	0	-1	26

SCORE BY INNINGS V. SPRINGFIELD

	1	2	3	4	5	6	7	8	9	10	11+	TOTAL
Naturals	4	3	10	3	11	6	10	7	14	0	0	68
Cardinals	8	15	8	2	6	12	4	5	0	0	0	60
vs. Springfield Difference	-4	-12	2	1	5	-6	6	2	14	0	0	8

MULTI-RUN INNINGS

	2	3	4	5	6	7	8	9	10+	TOTAL
Naturals	37	26	14	5	2	2	2	-	-	88
Opponents	58	16	7	4	3	3	-	-	-	91

RECORD BY RUNS SCORED/ALLOWED

RUNS	0	1	2	3	4	5	6	7	8	9	10	11+
SCORED	0-1	0-6	0-5	1-3	3-6	1-6	1-2	5-1	5-0	5-0	1-0	9-1
ALLOWED	5-0	0-0	3-3	5-1	4-3	7-6	4-3	2-4	1-1	0-2	0-2	0-6

RECORD BY MARGIN OF VICTORY/DEFEAT

1 Run	2 Runs	3 Runs	4 Runs	5 Runs	6 Runs	7 Runs	8 Runs	9 Runs	10+ Runs
3-13	3-3	7-2	5-3	2-3	2-2	2-1	3-0	3-0	1-4

2022 WALK-OFF TRACKER

GAME #	DATE	OPPONENT	FINAL (INN.)	PLAYER	WINNING RUN	PITCHER	HOW	OUTS	COUNT
33	May 18	@ Arkansas	L, 7-5 (10)	Zach DeLoach	Jack Larsen	Walter Pennington	RBI single to right field	2	0-1
41	May 26	@ Midland	L, 2-1 (10)	Shane Selman	Logan Davidson	Zack Phillips	RBI single to right-center field	2	2-2
49	June 4	vs. Corpus Christi	W, 6-5 (10)	Seuly Matias	Seuly Matias	Devin Conn	2-run home run to left field	2	1-1

Bold Indicates Naturals Walk-off

2022 NATURALS EJECTIONS (2)

DATE	INNING	WHO	WHY	UMPIRE
June 2 vs. Corpus Christi	▼ 7	Robbie Glendinning (1B)	Arguing Balls/Strikes	Steven Rios Jr. (HP)
June 3 vs. Corpus Christi	▼ 5	Michael Massey (DH)	Arguing Balls/Strikes	Mike Carroll (HP)

2022 NATURALS MONTH BY MONTH

HITTING

MONTH	AVG	G	AB	R	H	TB	2B	3B	HR	RBI	BB	IBB	SO	SB	CS	OBP	SLG	OPS	SAC	SF	HBP	GIDP	LOB
APRIL	.261	20	690	126	180	291	37	4	22	112	97	1	183	32	5	.357	.422	.779	4	9	11	14	151
MAY	.285	25	892	160	254	406	53	6	29	151	94	3	222	31	7	.353	.455	.808	8	15	9	18	190
JUNE	.225	17	542	87	122	202	29	0	17	81	73	0	163	24	4	.331	.373	.704	2	6	16	8	116
JULY																							
AUGUST																							
SEPTEMBER																							
TOTAL	.262	62	2124	373	557	900	119	10	68	344	264	4	568	87	16	.349	.424	.773	14	30	36	40	457

PITCHING

MONTH	W	L	ERA	G	GS	CG	SHO	GF	HLD	SV	SVO	IP	H	R	ER	HR	HB	BB	SO	WP	BK	WHIP	AVG
APRIL	9	11	5.98	20	20	0	0	20	3	3	5	179.0	194	127	119	25	11	87	158	17	1	1.57	.276
MAY	13	12	4.43	25	25	0	2	25	4	3	6	219.1	197	120	108	25	12	123	249	9	1	1.46	.239
JUNE	9	8	5.66	17	17	1	3	16	1	2	3	148.0	146	100	93	24	9	85	168	7	3	1.56	.254
JULY																							
AUGUST																							
SEPTEMBER																							
TOTAL	31	31	5.27	62	62	1	5	61	8	8	14	546.1	537	347	320	74	32	295	575	33	5	1.52	.255



HOME/AWAY

Home Games.....	12-17
Away Games.....	19-14

MONTH

April.....	9-11
May.....	13-12
June.....	9-8
July.....	
August.....	
September.....	

OPPONENT

vs. Amarillo.....	3-3
vs. Arkansas.....	5-7
vs. Corpus Christi.....	2-4
vs. Frisco.....	4-2
vs. Midland.....	4-2
vs. San Antonio.....	5-4
vs. Springfield.....	4-2
vs. Tulsa.....	4-7
vs. Wichita.....	4-7

DAY OF THE WEEK

on Monday.....	
on Tuesday.....	4-6
on Wednesday.....	5-4
on Thursday.....	4-7
on Friday.....	6-4
on Saturday.....	6-5
on Sunday.....	6-4

PITCHING

vs. Left-Handed Starter.....	7-1
vs. Right-Handed Starter.....	24-30
WITH Left-Handed Starter.....	25-19
WITH Right-Handed Starter.....	6-12

SCORING

1-Run Games.....	3-13
2-Run Games.....	3-3
3-4-Run Games.....	12-5
5+ Run Games.....	13-10
Extra Innings.....	2-4
Shutouts.....	5-1
Doubleheaders.....	2-0 (1 Sweep)
Scoring 0-2 Runs.....	0-12
3-5 Runs.....	5-15
6-9 Runs.....	16-3
10+ Runs.....	10-1
Opponent 0-2 Runs.....	8-3
3-5 Runs.....	16-10
6-9 Runs.....	7-10
10+ Runs.....	0-8
Scored in 1st Inning.....	11-6
Opponent scored in 1st.....	8-13
Scores first.....	20-10
Opponent scores first.....	11-21

HITTING

Naturals 0-5 hits.....	3-9
6-9 hits.....	9-16
10+ hits.....	19-6
Opponent 0-5 hits.....	9-2
6-9 hits.....	15-10
10+ hits.....	7-19
Hit 0 home runs.....	8-14
1 home run.....	7-13
2 home runs.....	10-3
3+ home runs.....	6-1
Opponent hit 0 home runs.....	13-6
1 home run.....	9-12
2 home runs.....	7-8
3+ home runs.....	2-5
Out-hit opponent.....	26-6
Out-hit by opponent.....	2-23
Hits are tied.....	3-2
Leave 0-5 runners on base.....	7-6
6-9 on base.....	17-19
10+ on base.....	7-6

FIELDING

Made 0 errors.....	23-13
1 error.....	5-9
2+ errors.....	3-9
Opponent made 0 errors.....	8-15
1 error.....	14-8
2+ errors.....	9-7

TEAM HIGHS

LONGEST WIN STREAK.....	4 Games.....	May 21-22, 24-25
LONGEST LOSING STREAK.....	5 Games (2x).....	May 14, May 17-20
LONGEST HOME WINNING STREAK.....	2 Games (3x).....	Last: June 18-19
LONGEST HOME LOSING STREAK.....	5 Games.....	April 14-17, 26
LONGEST ROAD WINNING STREAK.....	4 Games.....	Last: May 21-22, 24-25
LONGEST ROAD LOSING STREAK.....	4 Games.....	May 17-20
LARGEST MARGIN OF VICTORY.....	10 Runs.....	May 4 @ Springfield, 13-3 W
LARGEST MARGIN OF DEFEAT.....	15 Runs.....	June 16 vs. Arkansas, 18-3 L
LONGEST GAME, INNINGS.....	11 Innings.....	April 26 vs. Amarillo, 6-5 L
LONGEST GAME, TIME.....	3:55.....	April 8 @ Springfield, 11-8 W
LONGEST 9-INNING GAME, TIME (PRE-PITCH CLOCK).....	3:55.....	April 8 @ Springfield, 11-8 W
LONGEST 9-INNING GAME, TIME (POST-PITCH CLOCK).....	3:12.....	June 16 vs. Arkansas, 18-3 L
SHORTEST 9-INNING GAME, TIME.....	1:58.....	May 29 @ Midland, 3-1 L
SHORTEST GAME, TIME.....	1:41.....	Game 2 - June 9 @ Tulsa, 3-0 W (7 Innings)
LARGEST COMEBACK WIN.....	4 Runs (4x).....	Last: After the 3rd inning, May 28 @ Midland, 9-7 W (10)
LARGEST MARGIN OF LEAD SURRENDERED (LOSS).....	5 Runs.....	After the top of the 5th inning, May 17 @ Arkansas, 7-6 L (10)
MOST ERRORS, TEAM.....	5.....	June 16 vs. Arkansas, 18-3 L
MOST ERRORS, PLAYER.....	2 (2x).....	Last: June 16 vs. Arkansas, 18-3 L
SMALLEST CROWD, HOME.....	1,950.....	April 17 vs. Wichita, 5-1 L
LARGEST CROWD, HOME.....	5,857.....	April 30 vs. Amarillo, 7-5 L
LARGEST CROWD, ROAD.....	7,977, ONEOK Field (Tulsa).....	June 10 @ Tulsa, 13-4 W
WARMEST FIRST PITCH.....	98°.....	May 28 @ Midland, 9-7 W (10)
COLDEST FIRST PITCH.....	42°.....	April 8 @ Springfield, 11-8 W

OFFENSIVE HIGHS

MOST RUNS SCORED, GAME.....	14.....	May 27 @ Midland, 14-6 W
MOST RUNS SCORED, INNING.....	8 (2x).....	Last: 7th Inning, June 10 @ Tulsa, 13-4 W
MOST CONSECUTIVE INNINGS SCORED.....	7 (2x) *	Last: 1st through 7th Innings, May 25 @ Midland, 11-3 W
FEWEST HITS, GAME.....	2 (2x).....	Last: April 21 @ Frisco, 12-2 L
MOST HITS, GAME.....	17 (3x).....	May 27 @ Midland, 14-6 W
MOST DOUBLES, GAME.....	5 (3x).....	Last: May 27 @ Midland, 14-6 W
MOST TRIPLES, GAME.....	1 (10x).....	Last: May 28 @ Midland, 9-7 W (10)
MOST HOME RUNS, GAME.....	4.....	May 5 @ Springfield, 9-6 W
MOST RBI, GAME.....	13 (2x).....	Last: June 10 @ Tulsa, 13-4 W
MOST RUNNERS LOB, GAME.....	12 (2x).....	Last: May 27 @ Midland, 14-6 W
MOST TOTAL BASES, GAME.....	32.....	May 5 @ Springfield, 9-6 W
MOST WALKS, GAME.....	9 (5x).....	Last: June 18 vs. Arkansas, 9-0 W
MOST STRIKEOUTS, GAME.....	17.....	June 7 @ Tulsa, 5-2 L
FEWEST STRIKEOUTS, GAME.....	3.....	May 8 @ Springfield, 9-5 W
MOST STOLEN BASES, GAME.....	5 (3x).....	Last: June 10 @ Tulsa, 13-4 W
MOST HIT BY PITCHES.....	4.....	June 19 vs. Arkansas, 4-0 W

INDIVIDUAL OFFENSIVE HIGHS

MOST RUNS, GAME.....	4, Maikel Garcia ^	April 8 @ Springfield, 11-8 W
MOST HITS, GAME.....	4, Maikel Garcia.....	May 1 vs. Amarillo, 9-5 W
MOST DOUBLES, GAME.....	3, Nick Loftin ^	May 4 @ Springfield, 13-3 W
MOST TRIPLES, GAME.....	1 (10x).....	Last: Seuly Matias, May 28 @ Midland, 9-7 W (10)
MOST HOME RUNS, GAME.....	2, Sebastian Rivero.....	April 27 vs. Amarillo, 12-6 W
MOST RBI, GAME.....	5, Nick Loftin.....	April 22 @ Frisco, 11-2 W
MOST WALKS, GAME.....	3 (7x).....	Last: Michael Massey, June 10 @ Tulsa, 13-4 W
MOST STRIKEOUTS, GAME.....	4 (3x).....	Last: Michael Massey, June 7 @ Tulsa, 5-2 L
MOST STOLEN BASES, GAME.....	2 (10x).....	Last: Maikel Garcia, June 19 vs. Arkansas, 4-0 W
MOST HIT BY PITCHES, GAME.....	3, Tyler Cromptley ^	June 19 vs. Arkansas, 4-0 W

PITCHING HIGHS

MOST RUNS ALLOWED, GAME.....	18.....	June 16 vs. Arkansas, 18-3 L
MOST RUNS ALLOWED, INNING.....	7 (3x).....	Last: 3rd Inning, June 16 vs. Arkansas, 18-3 L
FEWEST HITS ALLOWED, GAME.....	2.....	June 2 vs. Corpus Christi, 8-2 W
MOST HITS ALLOWED, GAME.....	16 (2x).....	Last: June 5 vs. Corpus Christi, 17-4 L
FEWEST STRIKEOUTS, GAME.....	0 ^	April 10 @ Springfield, 10-5 L
MOST STRIKEOUTS, GAME.....	18.....	June 4 vs. Corpus Christi, 6-5 W (10)
FEWEST WALKS ALLOWED, GAME.....	0 (2x).....	Last: June 11 @ Tulsa, 9-4 L
MOST WALKS ALLOWED, GAME.....	16 *	June 5 vs. Corpus Christi, 17-4 L
MOST HOME RUNS ALLOWED, GAME.....	5.....	June 17 vs. Arkansas, 13-2 L

INDIVIDUAL PITCHING HIGHS

MOST RUNS ALLOWED, GAME.....	8 (2x).....	Last: Alec Marsh, June 11 @ Tulsa, 9-4 L
MOST EARNED RUNS ALLOWED, GAME.....	8 (2x).....	Last: Alec Marsh, June 11 @ Tulsa, 9-4 L
FEWEST HITS ALLOWED, GAME (STARTER).....	0, Anthony Veneziano (0.2 IP).....	April 9 @ Springfield, 14-11 L
MOST HITS ALLOWED, GAME.....	10, Alec Marsh.....	June 11 @ Tulsa, 9-4 L
MOST HOME RUNS ALLOWED, GAME.....	3 (3x).....	Last: Alec Marsh, June 17 vs. Arkansas, 13-2 L
MOST STRIKEOUTS.....	10 (4x).....	Last: Ángel Zepa, June 4 vs. Corpus Christi, 6-5 W (10)
MOST CONSECUTIVE STRIKEOUTS.....	8, Alec Marsh (2nd to 4th Innings) *	May 19 @ Arkansas, 5-0 L
MOST WALKS ALLOWED, GAME.....	6, Marcelo Martinez.....	May 10 vs. Wichita, 7-4 W
MOST INNINGS PITCHED, STARTER.....	7.0 (3x).....	Last: Anthony Veneziano, Game 2 - June 9 @ Tulsa, 3-0 W (7)
MOST PITCHES THROWN, STARTER.....	100, Drew Parrish.....	May 20 @ Arkansas, 2-1 L
MOST INNINGS PITCHED, RELIEVER.....	4.2, Anthony Veneziano.....	May 14 vs. Wichita, 7-6 L
MOST PITCHES THROWN, RELIEVER.....	74, Dante Biasi.....	May 21 @ Arkansas, W, 11-4 (8)

^ Indicates All-Time Naturals Record Tied

* Indicates All-Time Naturals Record Set



16

NATURALS VS. CARDINALS | JUNE 21, 2022

DATE	OPPONENT	RESULT	SP	C	1B	2B	3B	SS	LF	CF	RF	DH
4/8	@ Springfield	W, 11-8	Drew Parrish	Sebastian Rivero	Jake Means	Michael Massey	Nate Eaton	Maikel Garcia	John Rave	Nick Loftin	Seuly Matias	Robbie Glendinning
4/9	@ Springfield	L, 14-11	Anthony Veneziano	Sebastian Rivero	Robbie Glendinning	Michael Massey	Nate Eaton	Maikel Garcia	John Rave	Nick Loftin	Seuly Matias	Logan Porter
4/10	@ Springfield	L, 10-5	Angel Zepa	Tyler Cropley	Jake Means	Ryan Grotjohn	Nate Eaton	Maikel Garcia	Tucker Bradley	John Rave	Nick Loftin	Michael Massey
4/12	WICHITA	W, 8-6	Asa Lacy	Sebastian Rivero	Jake Means	Michael Massey	Nate Eaton	Maikel Garcia	John Rave	Nick Loftin	Tucker Bradley	Seuly Matias
4/13	WICHITA	W, 6-5	Alec Marsh	Sebastian Rivero	Logan Porter	Michael Massey	Robbie Glendinning	Maikel Garcia	Tucker Bradley	Nick Loftin	Seuly Matias	John Rave
4/14	WICHITA	L, 7-1	Drew Parrish	Sebastian Rivero	Robbie Glendinning	Ryan Grotjohn	Jake Means	Maikel Garcia	John Rave	Nick Loftin	Nate Eaton	Logan Porter
4/15	WICHITA	L, 4-2	Anthony Veneziano	Tyler Cropley	Jake Means	Michael Massey	Nate Eaton	Maikel Garcia	Tucker Bradley	Nick Loftin	Seuly Matias	Robbie Glendinning
4/16	WICHITA	L, 6-5 (10)	Angel Zepa	Sebastian Rivero	Jake Means	Michael Massey	Nate Eaton	Ryan Grotjohn	John Rave	Nick Loftin	Tucker Bradley	Logan Porter
4/17	WICHITA	L, 5-1	Asa Lacy	Tyler Cropley	Logan Porter	Michael Massey	Robbie Glendinning	Maikel Garcia	Nate Eaton	John Rave	Seuly Matias	Tucker Bradley
4/18	WICHITA	L, 4-3	Alec Marsh	Sebastian Rivero	Jake Means	Michael Massey	Nate Eaton	Maikel Garcia	John Rave	Nick Loftin	Seuly Matias	Robbie Glendinning
4/20	@ Frisco	W, 7-2	Drew Parrish	Sebastian Rivero	Robbie Glendinning	Michael Massey	Nate Eaton	Maikel Garcia	John Rave	Nick Loftin	Seuly Matias	Logan Porter
4/21	@ Frisco	L, 12-2	Anthony Veneziano	Logan Porter	Jake Means	Michael Massey	Robbie Glendinning	Maikel Garcia	Tucker Bradley	John Rave	Seuly Matias	Nick Loftin
4/22	@ Frisco	W, 11-2	Angel Zepa	Sebastian Rivero	Logan Porter	Michael Massey	Jake Means	Maikel Garcia	Nate Eaton	Nick Loftin	Seuly Matias	Robbie Glendinning
4/23	@ Frisco	W, 12-4	Dante Biasi	Sebastian Rivero	Jake Means	Michael Massey	Robbie Glendinning	Maikel Garcia	John Rave	Nick Loftin	Tucker Bradley	Nate Eaton
4/24	@ Frisco	W, 4-3	Alec Marsh	Logan Porter	Robbie Glendinning	Michael Massey	Jake Means	Maikel Garcia	Tucker Bradley	John Rave	Nick Loftin	Seuly Matias
4/26	AMARILLO	L, 6-5 (11)	Drew Parrish	Sebastian Rivero	Jake Means	Michael Massey	Nate Eaton	Maikel Garcia	John Rave	Nick Loftin	Seuly Matias	Robbie Glendinning
4/27	AMARILLO	W, 12-6	Anthony Veneziano	Sebastian Rivero	Logan Porter	Michael Massey	Nate Eaton	Maikel Garcia	John Rave	Nick Loftin	Seuly Matias	Tucker Bradley
4/28	AMARILLO	L, 9-5	Sebastian Rivero	Robbie Glendinning	Michael Massey	Jake Means	Maikel Garcia	Tucker Bradley	Nick Loftin	Nate Eaton	Seuly Matias	
4/29	AMARILLO	W, 8-7	Dante Biasi	Logan Porter	Jake Means	Michael Massey	Robbie Glendinning	Maikel Garcia	Nate Eaton	John Rave	Tucker Bradley	Nick Loftin
4/30	AMARILLO	L, 7-5	Alec Marsh	Sebastian Rivero	Logan Porter	Ryan Grotjohn	Nate Eaton	Maikel Garcia	Tucker Bradley	Nick Loftin	John Rave	Michael Massey
5/1	@ Springfield	W, 9-5	Drew Parrish	Logan Porter	Robbie Glendinning	Michael Massey	Jake Means	Maikel Garcia	Tucker Bradley	John Rave	Nick Loftin	Seuly Matias
5/4	@ Springfield	W, 13-3	Marcelo Martinez	Sebastian Rivero	Robbie Glendinning	Michael Massey	Nate Eaton	Maikel Garcia	John Rave	Nick Loftin	Seuly Matias	Robbie Glendinning
5/5	@ Springfield	W, 9-6	Dante Biasi	Logan Porter	Robbie Glendinning	Brhet Bewley	Jake Means	Maikel Garcia	Tucker Bradley	Nick Loftin	Seuly Matias	Nate Eaton
5/6	@ Springfield	L, 2-1	Alec Marsh	Sebastian Rivero	Robbie Glendinning	Michael Massey	Nate Eaton	Maikel Garcia	Tucker Bradley	Nick Loftin	John Rave	Seuly Matias
5/7	@ Springfield	W, 4-0	Drew Parrish	Logan Porter	Jake Means	Michael Massey	Brhet Bewley	Maikel Garcia	Tucker Bradley	John Rave	Seuly Matias	Tucker Bradley
5/8	@ Springfield	W, 9-4	Anthony Veneziano	Logan Porter	Robbie Glendinning	Michael Massey	Jake Means	Maikel Garcia	John Rave	Nick Loftin	Seuly Matias	Tucker Bradley
5/10	WICHITA	W, 7-4	Marcelo Martinez	Logan Porter	Robbie Glendinning	Michael Massey	Nate Eaton	Maikel Garcia	Tucker Bradley	Nick Loftin	Seuly Matias	John Rave
5/11	WICHITA	L, 4-3	Angel Zepa	Logan Porter	Robbie Glendinning	Michael Massey	Jake Means	Maikel Garcia	Tucker Bradley	John Rave	Nate Eaton	Seuly Matias
5/12	WICHITA	L, 10-4	Alec Marsh	Logan Porter	Robbie Glendinning	Brhet Bewley	Nate Eaton	Maikel Garcia	John Rave	Nick Loftin	Seuly Matias	Michael Massey
5/13	WICHITA	W, 7-0	Drew Parrish	Gavin Stupienski	Jake Means	Michael Massey	Nate Eaton	Maikel Garcia	John Rave	Nick Loftin	Seuly Matias	Tucker Bradley
5/14	WICHITA	L, 7-6	Will Klein	Sebastian Rivero	Robbie Glendinning	Michael Massey	Jake Means	Maikel Garcia	Tucker Bradley	Nick Loftin	Seuly Matias	Logan Porter
5/15	WICHITA	Cancelled-Rain										
5/17	@ Arkansas	L, 7-6 (10)	Marcelo Martinez	Logan Porter	Robbie Glendinning	Michael Massey	Nate Eaton	Maikel Garcia	John Rave	Nick Loftin	Seuly Matias	Tucker Bradley
5/18	@ Arkansas	L, 5-4	Angel Zepa	Logan Porter	Robbie Glendinning	Michael Massey	Jake Means	Maikel Garcia	John Rave	Nick Loftin	Nate Eaton	Seuly Matias
5/19	@ Arkansas	L, 5-0	Alec Marsh	Logan Porter	Robbie Glendinning	Brhet Bewley	Nate Eaton	Maikel Garcia	Tucker Bradley	John Rave	Seuly Matias	Michael Massey
5/20	@ Arkansas	L, 2-1	Alec Marsh	Logan Porter	Robbie Glendinning	Brhet Bewley	Nate Eaton	Maikel Garcia	Tucker Bradley	John Rave	Seuly Matias	Michael Massey
5/21	@ Arkansas	W, 11-4 (8)	Drew Parrish	Gavin Stupienski	Jake Means	Michael Massey	Nate Eaton	Maikel Garcia	Tucker Bradley	Nick Loftin	John Rave	Tucker Bradley
5/22	@ Arkansas	W, 10-5	Anthony Veneziano	Gavin Stupienski	Robbie Glendinning	Michael Massey	Nate Eaton	Maikel Garcia	Tucker Bradley	Nick Loftin	John Rave	Ryan Grotjohn
5/24	@ Midland	W, 8-5	Angel Zepa	Logan Porter	Jake Means	Michael Massey	Jake Means	Maikel Garcia	John Rave	Nick Loftin	Seuly Matias	Robbie Glendinning
5/25	@ Midland	W, 11-3	Alec Marsh	Logan Porter	Robbie Glendinning	Michael Massey	Nate Eaton	Maikel Garcia	Tucker Bradley	Nick Loftin	Seuly Matias	Jake Means
5/26	@ Midland	L, 2-1 (10)	Drew Parrish	Gavin Stupienski	Robbie Glendinning	Michael Massey	Jake Means	Maikel Garcia	Ryan Grotjohn	Nick Loftin	Tucker Bradley	Brhet Bewley
5/27	@ Midland	W, 14-6	Will Klein	Logan Porter	Robbie Glendinning	Michael Massey	Brhet Bewley	Maikel Garcia	Tucker Bradley	Nick Loftin	Seuly Matias	Jake Means
5/28	@ Midland	W, 9-7 (10)	Anthony Veneziano	Logan Porter	Robbie Glendinning	Michael Massey	Jake Means	Maikel Garcia	Tucker Bradley	Nick Loftin	Ryan Grotjohn	Seuly Matias
5/29	@ Midland	L, 3-1	Angel Zepa	Gavin Stupienski	Robbie Glendinning	Michael Massey	Jake Means	Maikel Garcia	Tucker Bradley	Nick Loftin	Seuly Matias	Brhet Bewley
5/31	CORPUS CHRISTI	L, 8-7	Alec Marsh	Logan Porter	Robbie Glendinning	Michael Massey	Jake Means	Maikel Garcia	Tucker Bradley	Nick Loftin	Seuly Matias	
6/1	CORPUS CHRISTI	L, 6-2	Drew Parrish	Logan Porter	Robbie Glendinning	Michael Massey	Jake Means	Maikel Garcia	Ryan Grotjohn	Tucker Bradley	Seuly Matias	Brhet Bewley
6/2	CORPUS CHRISTI	W, 8-2	Dante Biasi	Gavin Stupienski	Robbie Glendinning	Brhet Bewley	Jake Means	Maikel Garcia	Tucker Bradley	Parker Bates	Seuly Matias	Michael Massey
6/3	CORPUS CHRISTI	L, 5-4	Anthony Veneziano	Logan Porter	Robbie Glendinning	Brhet Bewley	Jake Means	Maikel Garcia	Ryan Grotjohn	Parker Bates	Seuly Matias	Michael Massey
6/4	CORPUS CHRISTI	W, 6-5 (10)	Angel Zepa	Logan Porter	Robbie Glendinning	Michael Massey	Jake Means	Maikel Garcia	Tucker Bradley	John Rave	Seuly Matias	
6/5	CORPUS CHRISTI	L, 17-4	Alec Marsh	Gavin Stupienski	Robbie Glendinning	Brhet Bewley	Jake Means	Maikel Garcia	Tucker Bradley	John Rave	Seuly Matias	Michael Massey
6/7	@ Tulsa	L, 5-2	Noah Murdock	Logan Porter	Robbie Glendinning	Michael Massey	Jake Means	Maikel Garcia	Tucker Bradley	Nick Loftin	John Rave	Seuly Matias
6/8	@ Tulsa	Postponed-Rain										
6/9	@ Tulsa	W, 5-3 (7)	Dante Biasi	Logan Porter	Robbie Glendinning	Michael Massey	Jake Means	Maikel Garcia	Nick Loftin	John Rave	Seuly Matias	Michael Massey
6/9	@ Tulsa	W, 5-0 (7)	Anthony Veneziano	Gavin Stupienski	Jake Means	Michael Massey	Ryan Grotjohn	Maikel Garcia	Tucker Bradley	Nick Loftin	John Rave	Seuly Matias
6/10	@ Tulsa	W, 13-4	Zack Phillips	Logan Porter	Robbie Glendinning	Michael Massey	Jake Means	Maikel Garcia	Tucker Bradley	John Rave	Seuly Matias	Nick Loftin
6/11	@ Tulsa	L, 9-4	Alec Marsh	Logan Porter	Robbie Glendinning	Michael Massey	Jake Means	Maikel Garcia	Tucker Bradley	Nick Loftin	John Rave	Brhet Bewley
6/12	@ Tulsa	W, 7-3	Noah Murdock	Gavin Stupienski	Robbie Glendinning	Michael Massey	Brhet Bewley	Jake Means	Tucker Bradley	John Rave	Ryan Grotjohn	Nick Loftin
6/14	ARKANSAS	W, 7-5	Anthony Veneziano	Tyler Cropley	Robbie Glendinning	Nick Loftin	Jake Means	Maikel Garcia	Tucker Bradley	John Rave	Tyler Gentry	Logan Porter
6/15	ARKANSAS	L, 5-4	Dante Biasi	Logan Porter	Robbie Glendinning	Nick Loftin	Jake Means	Maikel Garcia	Tucker Bradley	John Rave	Tyler Gentry	Sebastian Rivero
6/16	ARKANSAS	L, 18-3	Zack Phillips	Sebastian Rivero	Logan Porter	Nick Loftin	Jake Means	Maikel Garcia	Ryan Grotjohn	John Rave	Tyler Gentry	Tucker Bradley
6/17	ARKANSAS	L, 13-2	Alec Marsh	Tyler Cropley	Logan Porter	Ryan Grotjohn	Robbie Glendinning	Maikel Garcia	Tucker Bradley	Nick Loftin	John Rave	Tyler Gentry
6/18	ARKANSAS	W, 9-0	Angel Zepa	Sebastian Rivero	Robbie Glendinning	Nick Loftin	Jake Means	Maikel Garcia	Tucker Bradley	John Rave	Tyler Gentry	Logan Porter
6/19	ARKANSAS	W, 4-0	Anthony Veneziano	Tyler Cropley	Jake Means	Brhet Bewley	Logan Porter	Maikel Garcia	Tucker Bradley	Ryan Grotjohn	Seuly Matias	John Rave
6/21	SPRINGFIELD											
6/22	SPRINGFIELD											
6/23	SPRINGFIELD											
6/24	SPRINGFIELD											
6/25	SPRINGFIELD											
6/26	SPRINGFIELD											
6/28	@ Amarillo											
6/29	@ Amarillo											
6/30	@ Amarillo											
7/1	@ Amarillo											
7/2	@ Amarillo											
7/3	@ Amarillo											
7/4	TULSA											
7/6	TULSA											
7/7	TULSA											
7/8	TULSA											
7/9	TULSA											
7/10	TULSA											
7/12	@ Corpus Christi											
7/13	@ Corpus Christi											
7/14	@ Corpus Christi											
7/15	@ Corpus Christi											
7/16	@ Corpus Christi											
7/17	@ Corpus Christi											
7/22	SPRINGFIELD											
7/23	SPRINGFIELD											
7/24	SPRINGFIELD											
7/26	@ Wichita											
7/27	@ Wichita											
7/28	@ Wichita											
7/29	@ Wichita											
7/30	@ Wichita											
7/31	@ Wichita											
8/2	TULSA											
8/3	TULSA											
8/4	TULSA											
8/5	TULSA											
8/6	TULSA											
8/7	TULSA											
8/9	@ Arkansas											
8/10	@ Arkansas											
8/11	@ Arkansas											
8/12	@ Arkansas											
8/13	@ Arkansas											
8/14	@ Arkansas											
8/16	SAN ANTONIO											
8/17	SAN ANTONIO											
8/18	SAN ANTONIO											
8/19	SAN ANTONIO											
8/20	SAN ANTONIO											
8/21	SAN ANTONIO											
8/23	SPRINGFIELD											
8/24	SPRINGFIELD											
8/25	SPRINGFIELD											
8/26	SPRINGFIELD											
8/27	SPRINGFIELD											
8/28	SPRINGFIELD											
8/30	@ Tulsa											
8/31	@ Tulsa											
9/1	@ Tulsa											
9/2	@ Tulsa											
9/3	@ Tulsa											
9/4	@ Tulsa											
9/6	@ Wichita											
9/7	@ Wichita											
9/8	@ Wichita											
9/9	@ Wichita											
9/10	@ Wichita											
9/11	@ Wichita											
9/13	FRISCO											
9/14	FRISCO											
9/15	FRISCO											
9/16	FRISCO											
9/17	FRISCO											
9/18	FRISCO											



17

GAME-BY-GAME STARTERS

NATURALS VS. CARDINALS | JUNE 21, 2022 

DATE	OPPONENT	RESULT	1	2	3	4	5	6	7	8	9
4/8	@ Springfield	W, 11-8	Maikel Garcia	Nick Loftin	Michael Massey	Seuly Matias	Sebastian Rivero	Robbie Glendinning	Nate Eaton	Jake Means	John Rave
4/9	@ Springfield	L, 14-11	Maikel Garcia	Nick Loftin	Michael Massey	Seuly Matias	Sebastian Rivero	Robbie Glendinning	Nate Eaton	Logan Porter	John Rave
4/10	@ Springfield	L, 10-5	Maikel Garcia	John Rave	Michael Massey	Seuly Matias	Nate Eaton	Ryan Grotjohn	Jake Means	Tyler Cropley	Tucker Bradley
4/12	WICHITA	W, 8-6	Maikel Garcia	Nick Loftin	Michael Massey	Seuly Matias	Sebastian Rivero	John Rave	Nate Eaton	John Rave	Tucker Bradley
4/13	WICHITA	W, 9-5	Maikel Garcia	Nick Loftin	Michael Massey	Seuly Matias	Sebastian Rivero	John Rave	Robbie Glendinning	Logan Porter	Tucker Bradley
4/14	WICHITA	L, 7-1	Maikel Garcia	Nick Loftin	John Rave	Jake Means	Sebastian Rivero	Nate Eaton	Robbie Glendinning	Logan Porter	Ryan Grotjohn
4/15	WICHITA	L, 4-2	Maikel Garcia	Nick Loftin	Michael Massey	Seuly Matias	Nate Eaton	Jake Means	Robbie Glendinning	Tyler Cropley	Tucker Bradley
4/16	WICHITA	L, 6-5 (10)	Nick Loftin	John Rave	Michael Massey	Jake Means	Sebastian Rivero	Nate Eaton	Ryan Grotjohn	Logan Porter	Tucker Bradley
4/17	WICHITA	L, 5-1	Maikel Garcia	John Rave	Michael Massey	Seuly Matias	Nate Eaton	Robbie Glendinning	Logan Porter	Tyler Cropley	Tucker Bradley
4/19	@ Frisco	L, 4-3	Maikel Garcia	Nick Loftin	Michael Massey	Seuly Matias	Sebastian Rivero	Nate Eaton	Logan Porter	John Rave	John Rave
4/20	@ Frisco	W, 7-2	Maikel Garcia	Nick Loftin	Michael Massey	Seuly Matias	Sebastian Rivero	Nate Eaton	Robbie Glendinning	Logan Porter	John Rave
4/21	@ Frisco	L, 12-2	Maikel Garcia	Nick Loftin	Michael Massey	Seuly Matias	John Rave	Robbie Glendinning	Logan Porter	Jake Means	Tucker Bradley
4/22	@ Frisco	W, 11-2	Maikel Garcia	Nick Loftin	Michael Massey	Seuly Matias	Nate Eaton	Sebastian Rivero	Robbie Glendinning	Logan Porter	Jake Means
4/23	@ Frisco	W, 12-4	Maikel Garcia	Nick Loftin	Michael Massey	Robbie Glendinning	Nate Eaton	Sebastian Rivero	Nate Eaton	Jake Means	Tucker Bradley
4/24	@ Frisco	W, 4-3	Nick Loftin	John Rave	Michael Massey	Seuly Matias	Robbie Glendinning	Logan Porter	Logan Porter	Jake Means	Tucker Bradley
4/26	AMARILLO	L, 6-5 (11)	Maikel Garcia	John Rave	Michael Massey	Seuly Matias	Sebastian Rivero	John Rave	Robbie Glendinning	Nate Eaton	Tucker Bradley
4/27	AMARILLO	W, 12-6	Maikel Garcia	Nick Loftin	Michael Massey	Seuly Matias	John Rave	Sebastian Rivero	Nate Eaton	Logan Porter	Tucker Bradley
4/28	AMARILLO	L, 9-5	Maikel Garcia	Nick Loftin	Michael Massey	Seuly Matias	Nate Eaton	Sebastian Rivero	Robbie Glendinning	Jake Means	Tucker Bradley
4/29	AMARILLO	W, 8-7	Maikel Garcia	Nick Loftin	Michael Massey	Robbie Glendinning	Nate Eaton	John Rave	Logan Porter	Jake Means	Tucker Bradley
4/30	AMARILLO	L, 7-5	Maikel Garcia	Nick Loftin	Michael Massey	John Rave	Nate Eaton	Sebastian Rivero	Logan Porter	Ryan Grotjohn	Tucker Bradley
5/1	@ Springfield	W, 9-5	Maikel Garcia	Nate Eaton	Michael Massey	Seuly Matias	John Rave	Robbie Glendinning	Logan Porter	Jake Means	Tucker Bradley
5/3	@ Springfield	L, 12-5	Maikel Garcia	Nick Loftin	Michael Massey	Seuly Matias	Nate Eaton	Sebastian Rivero	Robbie Glendinning	Jake Means	John Rave
5/4	@ Springfield	W, 13-3	Maikel Garcia	Nick Loftin	Michael Massey	Seuly Matias	Nate Eaton	Sebastian Rivero	Robbie Glendinning	Logan Porter	John Rave
5/5	@ Springfield	W, 9-6	Maikel Garcia	Nick Loftin	Robbie Glendinning	Seuly Matias	Nate Eaton	Logan Porter	Jake Means	Brhet Bewley	Tucker Bradley
5/6	@ Springfield	L, 2-1	Maikel Garcia	Nick Loftin	Michael Massey	Seuly Matias	Nate Eaton	Sebastian Rivero	John Rave	Robbie Glendinning	Tucker Bradley
5/7	@ Springfield	W, 4-0	Maikel Garcia	Nick Loftin	Michael Massey	Seuly Matias	John Rave	Logan Porter	Brhet Bewley	Jake Means	Tucker Bradley
5/8	@ Springfield	W, 9-4	Maikel Garcia	Nick Loftin	Michael Massey	Robbie Glendinning	John Rave	Nate Eaton	Logan Porter	John Rave	Tucker Bradley
5/10	WICHITA	W, 7-4	Maikel Garcia	Nick Loftin	Michael Massey	Seuly Matias	John Rave	Nate Eaton	Robbie Glendinning	Logan Porter	Tucker Bradley
5/11	WICHITA	L, 4-3	Maikel Garcia	John Rave	Michael Massey	Seuly Matias	Nate Eaton	Robbie Glendinning	Logan Porter	Jake Means	Tucker Bradley
5/12	WICHITA	L, 10-4	Maikel Garcia	Nick Loftin	Michael Massey	Seuly Matias	Nate Eaton	Robbie Glendinning	Logan Porter	Brhet Bewley	John Rave
5/13	WICHITA	W, 7-0	Maikel Garcia	Nick Loftin	Michael Massey	Seuly Matias	John Rave	Nate Eaton	Gavin Stupienski	Jake Means	Tucker Bradley
5/14	WICHITA	L, 7-6	Maikel Garcia	Nick Loftin	Michael Massey	Seuly Matias	Robbie Glendinning	Sebastian Rivero	Logan Porter	Jake Means	Tucker Bradley
5/15	WICHITA	Cancelled-Rain									
5/17	@ Arkansas	L, 7-6 (10)	Maikel Garcia	Nick Loftin	Michael Massey	Seuly Matias	Nate Eaton	John Rave	Robbie Glendinning	Logan Porter	Tucker Bradley
5/18	@ Arkansas	L, 5-4	Maikel Garcia	Nick Loftin	Michael Massey	Seuly Matias	Nate Eaton	Robbie Glendinning	Logan Porter	Jake Means	John Rave
5/19	@ Arkansas	L, 5-0	Maikel Garcia	Nate Eaton	Michael Massey	Seuly Matias	Robbie Glendinning	John Rave	Logan Porter	Brhet Bewley	Tucker Bradley
5/20	@ Arkansas	L, 2-1	Maikel Garcia	Nick Loftin	Michael Massey	Seuly Matias	Nate Eaton	John Rave	Jake Means	Gavin Stupienski	Tucker Bradley
5/21	@ Arkansas	W, 11-4 (8)	Maikel Garcia	Nick Loftin	Michael Massey	Logan Porter	Nate Eaton	John Rave	Robbie Glendinning	Jake Means	Tucker Bradley
5/22	@ Arkansas	W, 10-5	Maikel Garcia	Nick Loftin	Michael Massey	Robbie Glendinning	John Rave	Nate Eaton	Gavin Stupienski	Ryan Grotjohn	Tucker



LF

Tucker Bradley, 35 (18-17)
John Rave, 18 (9-9)
Ryan Grotjohn, 4 (1-3)
Nate Eaton, 3 (2-1)
Nick Loftin, 2 (2-0)

CF

Nick Loftin, 39 (18-21)
John Rave, 19 (11-8)
Parker Bates, 2 (1-1)
Ryan Grotjohn, 1 (1-0)
Tucker Bradley, 1 (0-1)

RF

Seuly Matias, 36 (18-18)
John Rave, 8 (2-6)
Nate Eaton, 7 (3-4)
Tucker Bradley, 4 (3-1)
Tyler Gentry, 4 (2-2)
Ryan Grotjohn, 2 (2-0)
Parker Bates, 1 (0-1)

SS

Maikel Garcia, 58 (28-30)
Jake Means, 2 (2-0)
Nate Eaton, 1 (1-0)
Ryan Grotjohn, 1 (0-1)

2B

Michael Massey, 46 (25-21)
Brhet Bewley, 8 (4-4)
Nick Loftin, 4 (2-2)
Ryan Grotjohn, 4 (0-4)

3B

Jake Means, 27 (12-15)
Nate Eaton, 23 (10-13)
Robbie Glendinning, 6 (3-3)
Brhet Bewley, 4 (4-0)
Ryan Grotjohn, 1 (1-0)
Logan Porter, 1 (1-0)

SP

Alec Marsh, 12 (3-9)
Anthony Veneziano, 12 (7-5)
Drew Parrish, 10 (5-5)
Ángel Zerpa, 10 (4-6)
Dante Biasi, 6 (5-1)
Will Klein, 3 (2-1)
Marcelo Martinez, 3 (2-1)
Asa Lacy, 2 (1-1)
Noah Murdock, 2 (1-1)
Zack Phillips, 2 (1-1)

1B

Robbie Glendinning, 38 (19-19)
Jake Means, 17 (9-8)
Logan Porter, 7 (3-4)

DH

Seuly Matias, 10 (5-5)
Logan Porter, 8 (4-4)
Michael Massey, 8 (2-6)
Tucker Bradley, 7 (4-3)
Robbie Glendinning, 7 (3-4)
Nick Loftin, 6 (5-1)
John Rave, 4 (3-1)
Brhet Bewley, 4 (0-4)
Nate Eaton, 2 (2-0)
Jake Means, 2 (2-0)
Ryan Grotjohn, 2 (1-1)
Tyler Gentry, 1 (0-1)
Sebastian Rivero, 1 (0-1)

C

Logan Porter, 27 (15-12)
Sebastian Rivero, 20 (9-11)
Gavin Stupienski, 9 (5-4)
Tyler Cropley, 6 (2-4)

1	2	3	4	5	6	7	8	9
Maikel Garcia, 57 (27-30) Nick Loftin, 3 (2-1) Tucker Bradley, 2 (2-0)	Nick Loftin, 47 (25-22) John Rave, 5 (1-4) Tucker Bradley, 4 (2-2) Brhet Bewley, 3 (1-2) Nate Eaton, 2 (1-1) Maikel Garcia, 1 (1-0)	Michael Massey, 54 (27-27) John Rave, 4 (1-3) Tyler Gentry, 2 (1-1) Robbie Glendinning, 1 (1-0) Logan Porter, 1 (1-0)	Seuly Matias, 31 (14-17) Robbie Glendinning, 16 (10-6) Logan Porter, 11 (6-5) John Rave, 2 (1-1) Nate Eaton, 1 (0-1) Jake Means, 1 (0-1)	Nate Eaton, 18 (6-12) John Rave, 16 (12-4) Sebastian Rivero, 10 (5-5) Robbie Glendinning, 5 (3-2) Logan Porter, 5 (2-3) Tyler Gentry, 3 (1-2) Brhet Bewley, 2 (0-2) Tucker Bradley, 1 (1-0) Seuly Matias, 1 (1-0) Nick Loftin, 1 (0-1)	Seuly Matias, 14 (8-6) Robbie Glendinning, 12 (4-8) Sebastian Rivero, 11 (5-6) Nate Eaton, 9 (6-3) John Rave, 8 (4-4) Jake Means, 3 (2-1) Logan Porter, 2 (2-0) Brhet Bewley, 1 (1-0) Ryan Grotjohn, 1 (0-1) Gavin Stupienski, 1 (0-1)	Robbie Glendinning, 15 (6-9) Logan Porter, 14 (6-8) Ryan Grotjohn, 7 (1-6) Gavin Stupienski, 6 (4-2) Nate Eaton, 5 (4-1) Jake Means, 5 (2-3) Brhet Bewley, 3 (2-1) John Rave, 3 (2-1) Tyler Cropley, 2 (2-0) Tucker Bradley, 1 (1-0) Sebastian Rivero, 1 (1-0)	Jake Means, 36 (19-17) Logan Porter, 10 (6-4) Brhet Bewley, 5 (3-2) Tyler Cropley, 4 (0-4) Ryan Grotjohn, 3 (1-2) Gavin Stupienski, 2 (1-1) Robbie Glendinning, 2 (1-1)	Tucker Bradley, 39 (19-20) John Rave, 10 (4-6) Ryan Grotjohn, 4 (3-1) Parker Bates, 3 (2-1) Brhet Bewley, 3 (1-2) Jake Means, 2 (2-0) Nate Eaton, 1 (0-1)



PLAYER	GS	POSITION										BATTING ORDER								
		C	1B	2B	3B	SS	LF	CF	RF	OF	DH	1ST	2ND	3RD	4TH	5TH	6TH	7TH	8TH	9TH
Maikel Garcia	58					58						57	1							
Michael Massey	54			46							8			54						
Robbie Glendinning	51		38		6						7			1	16	5	12	15	2	
Nick Loftin	51			4			2	39		41	6	3	47			1				
Jake Means	48		17		27	2					2				2		3	5	36	2
Tucker Bradley	48						35	1	5	41	7	2	4			1		2		39
John Rave	48						18	19	7	44	4		5	4	2	16	8	3		10
Seuly Matias	46								36	36	10				31	1	14			
Logan Porter	43	27	7		1						8			1	11	5	2	14	10	
Nate Eaton	36				23	1	3		7	10	2		2			19	9	5		1
Sebastian Rivero	21	20									1					9	11	1		
Brhet Bewley	16			7	5						4		3			2	1	2	5	3
Ryan Grotjohn	15			4	1	1	4	1	2	7	2						1	7	3	4
Gavin Stupienski	9	9															1	6	2	
Tyler Crolepy	6	6																2	4	
Tyler Gentry	5								4	4	1			2		3				
Parker Bates	3							2	1	3										3

OUTFIELD ASSISTS (15)

TUCKER BRADLEY	LF	2
	RF	1
NATE EATON	LF	1
	RF	3
TYLER GENTRY	RF	1
NICK LOFTIN	CF	3
SEULY MATIAS	RF	3
JOHN RAVE	CF	1

OF LINEUP COMBOS

62 games, 62 unique lineup combinations used

MOST USED LINEUP (TBD)

PLAYER	Pos.
1	
2	
3	
4	
5	
6	
7	
8	
9	

NATURALS POSITION PRODUCTION

	AVG	AB	H	TB	2B	3B	HR	RBI	BB	SO	OBP	SLG	OPS	SAC	SF	HBP	GIDP
C	.288	219	63	106	16	0	9	37	30	60	.397	.484	.881	0	2	11	4
1B	.248	222	55	85	15	0	5	39	32	81	.347	.383	.730	0	4	4	5
2B	.285	246	70	115	18	0	9	49	28	64	.354	.467	.821	1	5	1	2
3B	.219	233	51	84	17	2	4	34	26	70	.303	.361	.664	1	2	3	9
SS	.310	258	80	111	20	1	3	29	37	51	.394	.430	.824	1	2	0	5
LF	.274	223	61	93	7	2	7	33	29	49	.354	.417	.771	3	4	1	4
CF	.251	247	62	95	11	2	6	36	26	47	.330	.385	.715	5	4	5	7
RF	.256	234	60	121	9	2	16	48	24	73	.335	.517	.852	2	5	6	4
DH	.238	227	54	89	6	1	9	38	32	65	.342	.392	.734	1	2	5	0

NATURALS LINEUP PRODUCTION

	AVG	AB	H	TB	2B	3B	HR	RBI	BB	SO	OBP	SLG	OPS	SAC	SF	HBP	GIDP
1st	.286	262	75	104	18	1	3	27	37	50	.372	.397	.769	1	2	0	5
2nd	.266	252	67	101	11	1	7	37	28	42	.343	.401	.744	5	5	4	6
3rd	.285	256	73	120	17	0	10	54	24	64	.341	.469	.810	0	6	1	3
4th	.241	232	56	91	9	1	8	42	31	86	.341	.392	.733	0	6	7	5
5th	.222	239	53	92	16	1	7	35	24	51	.305	.385	.690	0	3	6	2
6th	.251	223	56	102	12	2	10	34	34	78	.358	.457	.815	2	3	5	4
7th	.295	224	66	109	11	1	10	44	29	74	.386	.487	.873	1	4	7	2
8th	.240	221	53	87	16	0	6	34	30	70	.344	.394	.738	1	0	5	8
9th	.270	215	58	94	9	3	7	37	27	53	.352	.437	.789	4	1	1	5



GM #	APRIL	OPPONENT	SCORE	RECORD	Pos./G+/-	WIN	LOSS	SAVE	TEMP.	1ST PITCH	TIME	ATT.	HOME ATT.	NATURALS				OPPONENT			
														R	H	E	LO	R	H	E	LO
1	4/8	@ Springfield	W, 11-8	1-0	T-1st/+1.0	Á. Sotillet (1-0)	G. Black (0-1)	-	42°	6:41 PM	3:55	3,682		11	12	0	10	8	8	4	10
2	4/9	@ Springfield	L, 14-11	1-1	T-2nd/-1.0	J. Quezada (1-0)	A. Veneziano (0-1)	F. Pacheco (1)	63°	5:37 PM	3:47	3,037		11	15	2	10	14	13	2	10
3	4/10	@ Springfield	L, 10-5	1-2	T-3rd/-2.0	M. Brettell (1-0)	Á. Zepa (0-1)	-	79°	1:38 PM	2:43	2,760		5	7	2	6	10	12	1	6
4	4/12	WICHITA	W, 8-6	2-2	T-3rd/-1.0	D. Biasi (1-0)	B. Lawson (0-1)	Á. Sotillet (1)	72°	7:04 PM	3:04	4,032	4,032	8	8	0	6	6	6	2	9
5	4/13	WICHITA	W, 8-5	3-2	2nd/-1.0	C. Cosby (1-0)	A. Scherff (0-1)	-	53°	7:05 PM	2:48	2,590	6,622	8	12	0	7	5	7	2	4
6	4/14	WICHITA	L, 7-1	3-3	3rd/-1.0	L. Varland (1-0)	D. Parrish (0-1)	-	64°	7:04 PM	3:03	2,655	9,277	1	5	0	7	7	7	0	7
7	4/15	WICHITA	L, 4-2	3-4	3rd/-2.0	S. Woods Richardson (1-0)	A. Veneziano (0-2)	A. Schulfer (1)	73°	7:05 PM	2:25	4,404	13,681	2	5	0	6	4	9	1	9
8	4/16	WICHITA	L, 6-5 (10)	3-5	T-4th/-2.5	A. Angulo (1-0)	Z. Willeman (0-1)	S. Klimek (1)	55°	6:05 PM	3:25	3,003	16,684	5	6	2	12	6	16	4	11
9	4/17	WICHITA	L, 5-1	3-6	5th/-3.0	T. Viza (1-0)	A. Lacy (0-1)	-	52°	2:05 PM	2:37	1,950	18,634	1	10	1	9	5	7	0	5
10	4/19	@ Frisco	L, 4-3	3-7	5th/-4.0	S. Nordlin (2-1)	A. Marsh (0-1)	C. Lee (3)	70°	6:37 PM	2:37	2,162		3	2	0	7	4	9	1	10
11	4/20	@ Frisco	W, 7-2	4-7	T-4th/-4.0	D. Parrish (1-1)	A. Weems (0-1)	-	86°	6:37 PM	2:27	2,324		7	10	1	7	2	4	0	6
12	4/21	@ Frisco	L, 12-2	4-8	5th/-4.0	N. Starr (1-0)	A. Veneziano (0-3)	-	82°	6:37 PM	2:26	3,939		2	2	0	7	12	13	1	3
13	4/22	@ Frisco	W, 11-2	5-8	T-4th/-4.0	Á. Zepa (1-1)	C. Bradford (1-1)	-	84°	6:36 PM	2:30	6,222		11	8	0	4	2	8	1	10
14	4/23	@ Frisco	W, 12-4	6-8	4th/-4.0	W. Pennington (1-0)	J. Leiter (0-1)	-	82°	6:40 PM	2:39	6,777		12	12	2	7	4	10	2	8
15	4/24	@ Frisco	W, 4-3	7-8	4th/-3.0	Y. Del Rosario (1-0)	C. Ragans (0-1)	Á. Sotillet (2)	75°	4:16 PM	2:21	3,208		4	9	0	9	3	6	1	6
16	4/26	AMARILLO	L, 6-5 (11)	7-9	T-4th/-3.0	J. Garcia (1-0)	W. Pennington (1-1)	B. Rogers (1)	55°	11:06 AM	3:02	3,702	22,336	6	10	0	8	5	9	1	9
17	4/27	AMARILLO	W, 12-6	8-9	4th/-3.0	A. Veneziano (1-3)	S. Cecconi (0-1)	-	68°	7:05 PM	2:28	3,073	25,409	12	15	0	9	6	11	2	7
18	4/28	AMARILLO	L, 9-5	8-10	4th/-3.0	K. Curtis (1-1)	Z. Willeman (0-2)	-	64°	7:04 PM	2:38	3,100	28,509	5	8	0	6	9	13	1	4
19	4/29	AMARILLO	W, 8-7	9-10	T-3rd/-3.0	W. Pennington (2-1)	D. Olivero (0-1)	J. Dipoto (1)	74°	7:05 PM	2:51	4,890	33,399	8	17	1	9	7	15	0	11
20	4/30	AMARILLO	L, 7-5	9-11	T-3rd/-3.0	B. Pfaadt (1-1)	H. Capps (0-1)	B. Workman (1)	72°	6:06 PM	2:16	5,857	39,256	5	8	0	4	7	10	0	5

APRIL Hitting Results: .261/.357/.422 (180-for-690), 37 2B, 22 HR, 126 R, 97 BB, 32 SB // APRIL Pitching Results: 9-11, 5.98 ERA (119 ER in 179.0 IP), 3/5 SV, 194 H, 25 HR, 87 BB, 158 K, .276 AVG

GM #	MAY	OPPONENT	SCORE	RECORD	Pos./G+/-	WIN	LOSS	SAVE	TEMP.	1ST PITCH	TIME	ATT.	HOME ATT.	NATURALS				OPPONENT			
														R	H	E	LO	R	H	E	LO
21	5/1	AMARILLO	W, 9-5	10-11	3rd/-3.0	D. Parrish (2-1)	J. Vernia (0-1)	-	70°	2:04 PM	2:32	5,348	44,604	9	12	0	7	5	11	0	7
22	5/3	@ Springfield	L, 12-5	10-12	T-3rd/-3.5	D. Roach (2-1)	A. Veneziano (1-3)	-	52°	6:37 PM	2:49	3,701		5	8	2	7	12	10	2	10
23	5/4	@ Springfield	W, 13-3	11-12	T-3rd/-3.0	M. Martinez (1-0)	K. Leahy (0-4)	-	55°	7:34 PM	2:33 (:59)	3,131		13	15	0	10	3	6	1	4
24	5/5	@ Springfield	W, 9-6	12-12	3rd/-2.5	Y. Del Rosario (2-0)	G. Black (1-3)	W. Pennington (1)	61°	6:36 PM	2:42	3,125		9	17	0	12	6	8	1	4
25	5/6	@ Springfield	L, 2-1	12-13	T-3rd/-4.0	T. Pike (1-1)	H. Capps (0-2)	F. Pacheco (5)	64°	6:39 PM	2:22	3,165		1	4	1	2	2	6	0	10
26	5/7	@ Springfield	W, 4-0	13-13	3rd/-4.0	D. Parrish (3-1)	C. Lunn (2-3)	-	74°	6:05 PM	2:04	4,375		4	9	0	5	0	3	1	4
27	5/8	@ Springfield	W, 9-5	14-13	3rd/-2.5	W. Pennington (3-1)	F. Pacheco (0-1)	-	77°	6:07 PM	2:40	3,922		9	13	1	8	5	6	1	7
28	5/10	WICHITA	W, 7-4	15-13	3rd/-1.5	D. Biasi (2-0)	K. Klimek (0-1)	Y. Del Rosario (1)	84°	11:06 AM	2:35	5,620	50,224	7	11	0	5	4	7	0	11
29	5/11	WICHITA	L, 4-3	15-14	3rd/-2.5	K. Funderburk (2-0)	Á. Zepa (1-2)	A. Schulfer (5)	84°	7:04 PM	2:22	2,434	52,658	3	8	2	9	4	8	2	8
30	5/12	WICHITA	L, 10-4	15-15	3rd/-3.5	L. Varland (4-1)	P. Smith (0-1)	-	85°	7:06 PM	2:30	3,825	56,483	4	8	2	4	10	11	1	9
31	5/13	WICHITA	W, 7-0	16-15	3rd/-2.5	D. Parrish (4-1)	S. Woods Richardson (2-1)	-	82°	7:05 PM	2:14	4,497	60,980	7	8	0	3	0	5	0	5
32	5/14	WICHITA	L, 7-6	16-16	3rd/-3.5	B. Gross (2-0)	H. Capps (0-3)	A. Schulfer (6)	84°	6:04 PM	2:52	5,558	66,538	6	11	1	10	7	10	2	8
33	5/17	@ Arkansas	L, 7-6 (10)	16-17	3rd/-4.5	T. Kuhn (1-1)	W. Pennington (3-2)	-	81°	6:37 PM	2:53	3,374		6	12	0	10	7	10	1	6
34	5/18	@ Arkansas	L, 5-4	16-18	3rd/-5.5	T. Dollard (1-1)	Á. Zepa (1-3)	M. Stryfeler (6)	89°	6:34 PM	2:14	3,646		4	5	1	5	5	7	1	6
35	5/19	@ Arkansas	L, 5-0	16-19	4th/-6.5	C. Jones (1-2)	A. Marsh (0-2)	-	90°	6:35 PM	2:15	3,769		0	3	1	7	5	8	3	8
36	5/20	@ Arkansas	L, 2-1	16-20	4th/-6.5	J. Haberer (1-2)	D. Parrish (4-2)	T. Kuhn (3)	89°	7:04 PM	2:24	6,016		1	4	1	6	2	4	0	7
37	5/21	@ Arkansas	W, 11-4 (8)	17-20	4th/-6.0	D. Biasi (3-0)	S. Kolek (1-3)	-	75°	7:06 PM	2:54 (:30)	3,869		11	12	0	10	4	5	1	6
38	5/22	@ Arkansas	W, 10-5	18-20	3rd/-6.0	Z. Phillips (1-0)	E. Hancock (0-1)	-	62°	1:35 PM	2:44	3,807		10	11	1	6	5	8	2	8
39	5/24	@ Midland	W, 8-5	19-20	3rd/-5.5	Y. Del Rosario (3-0)	D. Leal (0-1)	Z. Willeman (1)	68°	11:02 AM	2:25	4,066		8	10	0	5	5	12	1	11
40	5/25	@ Midland	W, 11-3	20-20	3rd/-4.5	A. Marsh (1-2)	R. Cusick (1-5)	-	74°	6:33 PM	2:48	3,012		11	16	0	9	3	10	2	13
41	5/26	@ Midland	L, 2-1 (10)	20-21	3rd/-5.5	G. Acton (1-2)	Z. Phillips (1-1)	-	90°	7:02 PM	2:41	3,450		1	8	0	11	2	3	1	4
42	5/27	@ Midland	W, 14-6	21-21	3rd/-5.0	Á. Sotillet (2-0)	T. Damron (1-3)	-	97°	7:01 PM	3:03	3,549		14	17	2	12	6	7	2	11
43	5/28	@ Midland	W, 9-7 (10)	22-21	3rd/-5.0	Y. Del Rosario (4-0)	C. Cohen (2-3)	-	98°	7:00 PM	2:50	3,425		9	15	0	11	7	10	1	8
44	5/29	@ Midland	L, 3-1	22-22	3rd/-5.0	M. Milburn (3-3)	Á. Zepa (1-4)	A. Briggs (2)	96°	2:02 PM	1:48	2,446		1	6	0	7	3	11	0	6
45	5/31	CORPUS CHRISTI	L, 8-7	22-23	4th/-5.0	D. West (1-0)	Y. Del Rosario (1-4)	M. Ruppenthal (1)	82°	7:04 PM	2:52	2,247	68,785	7	12	2	9	8	11	0	7

MAY Hitting Results: .285/.353/.455 (254-for-892), 53 2B, 29 HR, 160 R, 94 BB, 31 SB // APRIL Pitching Results: 13-12, 4.43 ERA (108 ER in 219.1 IP), 3/6 SV, 197 H, 25 HR, 123 BB, 249 K, .239 AVG

														NATURALS				OPPONENT			
GM #	JUNE	OPPONENT	SCORE	RECORD	Pos./G+/-	WIN	LOSS	SAVE	TEMP.	1ST PITCH	TIME	ATT.	HOME ATT.	R	H	E	LO	R	H	E	LO
46	6/1	CORPUS CHRISTI	L, 6-2	22-24	4th/-5.5	J. Endersby (2-1)	D. Parrish (4-3)	-	80°	7:04 PM	2:32	2,183	70,968	2	7	0	8	6	11	0	8
47	6/2	CORPUS CHRISTI	W, 8-2	23-24	4th/-5.5	D. Biasi (4-0)	J. Melendez (0-5)	-	84°	4:04 PM	3:01	5,408	76,376	8	9	0	6	2	2	1	9
48	6/3	CORPUS CHRISTI	L, 5-4	23-25	4th/-5.5	A. Chaidze (2-0)	Y. Del Rosario (2-4)	-	75°	7:05 PM	2:34	5,659	82,035	4	7	0	7	5	9	0	8
49	6/4	CORPUS CHRISTI	W, 6-5 (10)	24-25	4th/-5.5	J. Dipoto (1-0)	D. Conn (4-2)	-	79°	6:05 PM	3:03	3,928	85,963	6	4	0	8	5	7	1	9
50	6/5	CORPUS CHRISTI	L, 17-4	24-26	4th/-6.5	J. Bravo (2-1)	A. Marsh (1-3)	-	78°	2:04 PM	3:04	2,735	88,698	4	7	3	4	17	16	0	14
51	6/7	@ Tulsa	L, 5-2	24-27	4th/-6.5	G. Stone (2-1)	N. Murdock (0-1)	-	84°	7:06 PM	2:12	4,036		2	6	0	8	5	9	0	5
	6/8	@ Tulsa	Postponed/Rain (Made up June 9, 3-0 W)																		
52	6/9	@ Tulsa	W, 5-3 (7)	25-27	4th/-6.0	C. Chamberlain (1-0)	J. Adams (0-1)	J. Dipoto (2)	84°	5:04 PM	1:54			5	6	0	2	3	5	0	7
53	6/9	@ Tulsa	W, 3-0 (7)	26-27	4th/-5.5	A. Veneziano (2-4)	L. Knack (1-4)	-	81°	7:46 PM	1:41	4,706		3	5	0	6	0	3	1	5
54	6/10	@ Tulsa	W, 13-4	27-27	4th/-5.5	W. Pennington (4-2)	J. Hernandez (0-2)	-	87°	7:06 PM	2:50	7,977		13	11	0	7	4	6	1	5
55	6/11	@ Tulsa	L, 9-3	27-28	4th/-5.5	A. Gamboa (5-0)	A. Marsh (1-4)	-	89°	7:06 PM	2:28	7,382		4	8	1	10	9	15	2	6
56	6/12	@ Tulsa	W, 7-3	28-28	4th/-4.5	Á. Sotillet (3-0)	G. Stone (2-2)	Y. Del Rosario (2)	96°	1:06 PM	2:44	4,447		7	11	1	9	3	7	1	10
57	6/14	ARKANSAS	W, 7-5	29-28	4th/-3.5	A. Veneziano (3-4)	S. Kolek (4-4)	-	88°	7:06 PM	2:19	2,453	91,151	7	7	2	4	5	7	2	6
58	6/15	ARKANSAS	L, 5-4	29-29	4th/-4.0	C. Kober (2-0)	M. Peacock (0-1)	M. Stryffeler (11)	87°	7:06 PM	2:37	2,099	93,250	4	11	1	10	5	14	0	10
59	6/16	ARKANSAS	L,18-3	29-30	4th/-4.5	E. Hancock (1-2)	Z. Phillips (1-2)	-	89°	7:05 PM	3:12	3,249	96,499	3	7	5	7	18	13	1	11
60	6/17	ARKANSAS	L,13-3	29-31	4th/-5.5	T. Dollard (5-2)	A. Marsh (1-5)	-	90°	7:05 PM	2:38	4,048	100,547	2	4	0	5	13	14	0	6
61	6/18	ARKANSAS	W, 9-0	30-31	4th/-5.5	W. Klein (1-0)	C. Jones (4-4)	-	85°	7:31 PM	2:36 (1:26)	3,342	103,889	9	4	0	6	0	4	0	7
62	6/19	ARKANSAS	W, 4-0	31-31	4th/-5.5	A. Veneziano (4-4)	S. Kolek (4-5)	-	86°	2:05 PM	2:28	3,080	106,969	4	8	0	11	0	4	0	5
63	6/21	SPRINGFIELD																			
64	6/22	SPRINGFIELD																			
65	6/23	SPRINGFIELD																			
66	6/24	SPRINGFIELD																			
67	6/25	SPRINGFIELD																			
68	6/26	SPRINGFIELD																			



GM #	JUNE	OPPONENT	SCORE	RECORD	Pos./G+/-	WIN	LOSS	SAVE	TEMP.	1ST PITCH	TIME	ATT.	HOME ATT.	NATURALS				OPPONENT			
														R	H	E	LO	R	H	E	LO
69	6/28	@ Amarillo																			
70	6/29	@ Amarillo																			
71	6/30	@ Amarillo																			

JUNE Hitting Results: TBD // JUNE Pitching Results: TBD

GM #	JULY	OPPONENT	SCORE	RECORD	Pos./G+/-	WIN	LOSS	SAVE	TEMP.	1ST PITCH	TIME	ATT.	HOME ATT.	NATURALS				OPPONENT			
														R	H	E	LO	R	H	E	LO
72	7/1	@ Amarillo																			
73	7/2	@ Amarillo																			
74	7/3	@ Amarillo																			
75	7/4	TULSA																			
76	7/6	TULSA																			
77	7/7	TULSA																			
78	7/8	TULSA																			
79	7/9	TULSA																			
80	7/10	TULSA																			
81	7/12	@ Corpus Christi																			
82	7/13	@ Corpus Christi																			
83	7/14	@ Corpus Christi																			
84	7/15	@ Corpus Christi																			
85	7/16	@ Corpus Christi																			
86	7/17	@ Corpus Christi																			
87	7/22	SPRINGFIELD																			
88	7/23	SPRINGFIELD																			
89	7/24	SPRINGFIELD																			
90	7/26	@ Wichita																			
91	7/27	@ Wichita																			
92	7/28	@ Wichita																			
93	7/29	@ Wichita																			
94	7/30	@ Wichita																			
95	7/31	@ Wichita																			

JULY Hitting Results: TBD // JULY Pitching Results: TBD

GM #	AUGUST	OPPONENT	SCORE	RECORD	Pos./G+/-	WIN	LOSS	SAVE	TEMP.	1ST PITCH	TIME	ATT.	HOME ATT.	NATURALS				OPPONENT			
														R	H	E	LO	R	H	E	LO
96	8/2	TULSA																			
97	8/3	TULSA																			
98	8/4	TULSA																			
99	8/5	TULSA																			
100	8/6	TULSA																			
101	8/7	TULSA																			
102	8/9	@ Arkansas																			
103	8/10	@ Arkansas																			
104	8/11	@ Arkansas																			
105	8/12	@ Arkansas																			
106	8/13	@ Arkansas																			
107	8/14	@ Arkansas																			
108	8/16	SAN ANTONIO																			
109	8/17	SAN ANTONIO																			
110	8/18	SAN ANTONIO																			
111	8/19	SAN ANTONIO																			
112	8/20	SAN ANTONIO																			
113	8/21	SAN ANTONIO																			
114	8/23	SPRINGFIELD																			
115	8/24	SPRINGFIELD																			
116	8/25	SPRINGFIELD																			
117	8/26	SPRINGFIELD																			
118	8/27	SPRINGFIELD																			
119	8/28	SPRINGFIELD																			
120	8/30	@ Tulsa																			
121	8/31	@ Tulsa																			

AUGUST Hitting Results: TBD // AUGUST Pitching Results: TBD

GM #	SEPTEMBER	OPPONENT	SCORE	RECORD	Pos./G+/-	WIN	LOSS	SAVE	TEMP.	1ST PITCH	TIME	ATT.	HOME ATT.	NATURALS				OPPONENT			
														R	H	E	LO	R	H	E	LO
122	9/1	@ Tulsa																			
123	9/2	@ Tulsa																			
124	9/3	@ Tulsa																			
125	9/4	@ Tulsa																			
126	9/6	@ Wichita																			
127	9/7	@ Wichita																			
128	9/8	@ Wichita																			
129	9/9	@ Wichita																			
130	9/10	@ Wichita																			
131	9/11	@ Wichita																			
132	9/13	FRISCO																			
133	9/14	FRISCO																			
134	9/15	FRISCO																			
135	9/16	FRISCO																			
136	9/17	FRISCO																			
137	9/18	FRISCO																			

SEPTEMBER Hitting Results: TBD // SEPTEMBER Pitching Results: TBD

2ND HALF Hitting Results: TBD // 2ND HALF Pitching Results: TBD



DATE	OPPONENT	RESULT	IP	H	R	ER	BB	SO	2B	3B	HR	AVG	WHIP	WP	BK	HB	GIDP	IBB	TBF	SV	ERA (Season)
4/8	@ Springfield	W, 11-8	9.0	8	8	8	9	6	3	0	2	(.229)	(1.89)	2	0	1	0	0	45	0	8.00
4/9	@ Springfield	L, 14-11	8.0	13	14	12	12	5	2	0	1	(.361)	(3.13)	1	0	0	2	0	48	0	10.59
4/10	@ Springfield	L, 10-5	8.0	12	10	10	3	0	3	0	3	(.333)	(1.88)	2	0	1	0	0	40	0	10.80
4/12	WICHITA	W, 8-6	9.0	6	6	6	5	13	0	0	0	(.171)	(1.22)	2	0	2	0	0	42	1	9.53
4/13	WICHITA	W, 8-5	9.0	7	5	5	3	15	2	0	2	(.212)	(1.11)	1	0	0	1	0	36	0	8.58
4/14	WICHITA	L, 7-1	9.0	7	7	7	5	9	3	1	1	(.206)	(1.33)	0	0	2	0	0	41	0	8.31
4/15	WICHITA	L, 4-2	9.0	9	4	4	6	4	1	1	1	(.265)	(1.67)	0	0	0	1	0	40	0	7.67
4/16	WICHITA	L, 6-5 (10)	10.0	16	6	4	2	9	0	0	0	(.372)	(1.80)	0	0	0	2	0	46	0	7.10
4/17	WICHITA	L, 5-1	9.0	7	5	4	3	8	1	0	2	(.206)	(1.11)	0	0	0	0	0	37	0	6.75
4/19	@ Frisco	L, 4-3	8.0	9	4	4	6	7	1	0	0	(.300)	(1.88)	1	0	0	1	0	38	0	6.55
4/20	@ Frisco	W, 7-2	9.0	4	2	1	4	6	1	0	1	(.133)	(0.89)	1	0	1	2	0	35	0	6.03
4/21	@ Frisco	L, 12-2	8.0	13	12	12	2	6	3	0	3	(.382)	(1.88)	0	0	2	1	0	39	0	6.60
4/22	@ Frisco	W, 11-2	9.0	8	2	2	4	9	0	0	1	(.235)	(1.33)	1	0	0	0	0	39	0	6.24
4/23	@ Frisco	W, 12-4	9.0	10	4	3	3	7	2	0	2	(.286)	(1.44)	0	0	0	0	0	39	0	6.00
4/24	@ Frisco	W, 4-3	9.0	6	3	3	3	9	3	0	1	(.194)	(1.00)	0	0	1	1	0	36	1	5.80
4/26	AMARILLO	L, 6-5 (11)	11.0	10	6	5	3	12	1	0	0	(.244)	(1.18)	2	0	0	1	1	45	0	5.66
4/27	AMARILLO	W, 12-6	9.0	11	6	6	2	6	2	0	1	(.297)	(1.44)	2	0	0	0	0	40	0	5.68
4/28	AMARILLO	L, 9-5	9.0	13	9	9	4	5	3	1	1	(.361)	(1.89)	0	1	0	2	1	40	0	5.87
4/29	AMARILLO	W, 8-7	9.0	15	7	7	6	11	2	0	0	(.395)	(2.33)	2	0	0	2	0	45	1	5.93
4/30	AMARILLO	L, 7-5	9.0	10	7	7	2	11	2	0	3	(.278)	(1.33)	0	0	1	1	0	39	0	5.98
5/1	AMARILLO	W, 9-5	9.0	11	5	5	2	8	3	0	2	(.324)	(1.44)	0	0	1	0	0	39	0	5.94
5/3	@ Springfield	L, 12-5	8.0	10	12	12	13	8	4	0	1	(.323)	(2.88)	0	0	2	3	0	46	0	6.24
5/4	@ Springfield	W, 13-3	9.0	6	3	3	2	9	0	0	1	(.188)	(0.89)	1	0	0	1	0	34	0	6.10
5/5	@ Springfield	W, 9-6	9.0	8	6	6	4	12	4	0	2	(.242)	(1.33)	0	0	0	1	0	37	1	6.10
5/6	@ Springfield	L, 2-1	8.0	7	2	2	5	16	2	0	0	(.226)	(1.50)	0	0	0	0	0	36	0	5.96
5/7	@ Springfield	W, 4-0	9.0	3	0	0	2	8	0	0	0	(.103)	(0.56)	1	0	0	0	0	31	0	5.73
5/8	@ Springfield	W, 9-5	9.0	6	5	3	7	5	1	0	1	(.188)	(1.44)	1	0	0	1	0	39	0	5.63
5/10	WICHITA	W, 7-4	9.0	7	4	4	9	9	2	0	2	(.212)	(1.78)	0	0	0	0	0	42	1	5.57
5/11	WICHITA	L, 4-3	9.0	8	4	4	6	9	2	1	1	(.242)	(1.56)	0	0	0	1	0	39	0	5.51
5/12	WICHITA	L, 10-4	9.0	11	10	10	8	16	3	0	2	(.297)	(2.11)	2	0	1	0	0	46	0	5.66
5/13	WICHITA	W, 7-0	9.0	5	0	0	0	12	1	0	0	(.161)	(0.56)	0	0	1	0	0	32	0	5.48
5/14	WICHITA	L, 7-6	9.0	10	7	6	6	11	2	0	2	(.278)	(1.78)	0	0	0	0	0	42	0	5.49
5/15	WICHITA	Cancelled/Rain																			
5/17	@ Arkansas	L, 7-6 (10)	9.2	10	7	7	5	9	3	0	1	(.278)	(1.55)	2	0	0	3	2	41	0	5.53
5/18	@ Arkansas	L, 5-4	8.0	7	5	3	4	8	1	0	2	(.226)	(1.38)	0	1	0	0	0	35	0	5.47
5/19	@ Arkansas	L, 5-0	8.0	8	5	5	4	13	0	2	1	(.250)	(1.50)	0	0	1	0	0	37	0	5.48
5/20	@ Arkansas	L, 2-1	8.0	4	2	0	4	10	0	0	0	(.143)	(1.00)	0	0	1	0	0	33	0	5.34
5/21	@ Arkansas	W, 11-4 (8)	7.0	5	4	4	7	8	2	0	0	(.208)	(1.71)	0	0	0	0	0	31	0	5.33
5/22	@ Arkansas	W, 10-5	9.0	8	5	4	5	7	1	0	1	(.229)	(1.44)	0	0	0	0	0	40	0	5.30
5/24	@ Midland	W, 8-5	9.0	12	5	5	3	10	7	0	0	(.308)	(1.67)	0	0	1	0	0	43	1	5.29
5/25	@ Midland	W, 11-3	9.0	10	3	3	4	14	4	1	0	(.270)	(1.56)	1	0	2	0	0	43	0	5.23
5/26	@ Midland	L, 2-1 (10)	9.2	3	2	1	3	7	0	0	0	(.097)	(0.62)	1	0	0	1	0	34	0	5.12
5/27	@ Midland	W, 14-6	9.0	7	6	4	11	7	2	0	0	(.219)	(2.00)	0	0	0	1	0	44	0	5.08
5/28	@ Midland	W, 9-7 (10)	10.0	10	7	7	5	9	3	0	3	(.256)	(1.50)	0	0	0	1	0	44	0	5.12
5/29	@ Midland	L, 3-1	8.0	11	3	3	1	9	2	1	1	(.344)	(1.50)	0	0	0	2	0	33	0	5.09
5/31	CORPUS CHRISTI	L, 8-7	9.0	11	8	7	3	15	3	1	2	(.297)	(1.56)	0	0	2	1	0	42	0	5.13
6/1	CORPUS CHRISTI	L, 6-2	9.0	11	6	6	5	6	2	1	2	(.306)	(1.78)	0	0	0	2	0	41	0	5.15
6/2	CORPUS CHRISTI	W, 8-2	9.0	2	2	2	10	10	0	0	0	(.071)	(1.33)	1	1	0	1	0	38	0	5.08
6/3	CORPUS CHRISTI	L, 5-4	9.0	9	5	5	4	12	4	0	1	(.250)	(1.44)	1	1	0	0	0	40	0	5.08
6/4	CORPUS CHRISTI	W, 6-5 (10)	10.0	7	5	4	6	18	1	0	0	(.200)	(1.30)	1	0	1	1	1	43	0	5.04
6/5	CORPUS CHRISTI	L, 17-4	9.0	16	17	16	16	11	1	0	2	(.390)	(3.56)	1	0	0	1	0	58	0	5.27
6/7	@ Tulsa	L, 5-2	8.0	9	5	5	1	10	1	1	3	(.273)	(1.25)	0	0	0	0	0	34	0	5.27
6/8	@ Tulsa	Postponed/Rain																			
6/9 G1	@ Tulsa	W, 5-3 (7)	7.0	5	3	3	4	8	1	0	1	(.192)	(1.29)	0	0	1	0	0	31	1	5.25
6/9 G2	@ Tulsa	W, 3-0 (7)	7.0	3	0	0	1	5	0	0	0	(.130)	(0.57)	0	0	2	1	0	26	0	5.17
6/10	@ Tulsa	W, 13-4	9.0	6	4	4	3	11	2	0	2	(.182)	(1.00)	2	0	0	0	0	36	0	5.15
6/11	@ Tulsa	L, 9-4	8.0	15	9	9	0	12	1	0	1	(.385)	(1.88)	0	0	0	0	0	39	0	5.23
6/12	@ Tulsa	W, 7-3	9.0	7	3	2	7	10	1	0	1	(.212)	(1.56)	1	0	0	2	0	40	1	5.17
6/14	ARKANSAS	W, 7-5	9.0	7	5	5	2	11	0	0	3	(.200)	(1.00)	0	0	1	1	0	38	0	5.17
6/15	ARKANSAS	L, 5-4	9.0	14	5	4	3	5	1	1	2	(.378)	(1.89)	0	0	1	0	0	42	0	5.15
6/16	ARKANSAS	L, 18-3	9.0	13	18	15	11	12	3	1	1	(.325)	(2.67)	0	0	3	1	0	56	0	5.32
6/17	ARKANSAS	L, 13-2	9.0	14	13	13	6	6	1	1	5	(.350)	(2.22)	0	0	0	0	0	46	0	5.45
6/18	ARKANSAS	W, 9-0	9.0	4	0	0	4	12	0	0	0	(.133)	(0.89)	0	1	0	1	0	34	0	5.36
6/19	ARKANSAS	W, 4-0	9.0	4	0	0	2	9	1	0	0	(.133)	(0.67)	0	0	0	1	0	32	0	5.27
6/21	SPRINGFIELD																				
6/22	SPRINGFIELD																				
6/23	SPRINGFIELD																				
6/24	SPRINGFIELD																				
6/25	SPRINGFIELD																				
6/26	SPRINGFIELD																				



DATE	OPPONENT	RESULT	AB	R	H	RBI	2B	3B	HR	TB	BB	SO	IBB	SB	CS	HBP	SAC	SF	GIDP	LOB	AVG (SEASON)
4/8	@ Springfield	W, 11-8	40	11	12	9	2	0	0	14	8	8	0	3	0	0	0	0	2	10	.300
4/9	@ Springfield	L, 14-11	39	11	15	9	2	0	0	17	7	8	0	0	1	0	0	2	1	10	.342
4/10	@ Springfield	L, 10-5	30	5	7	5	2	0	1	12	5	8	0	0	0	1	0	2	3	6	.312
4/12	WICHITA	W, 8-6	34	8	8	6	2	1	0	12	4	7	0	3	0	0	0	1	6		.294
4/13	WICHITA	W, 8-5	32	8	12	7	3	1	0	17	5	8	0	0	0	1	1	1	0	7	.309
4/14	WICHITA	L, 7-1	32	1	5	1	1	0	0	6	2	15	0	1	0	1	0	0	0	7	.285
4/15	WICHITA	L, 4-2	32	2	5	1	1	1	0	8	3	5	0	0	1	0	0	0	0	6	.268
4/16	WICHITA	L, 6-5 (10)	35	5	6	5	0	0	0	6	9	12	1	2	0	1	0	1	0	12	.255
4/17	WICHITA	L, 5-1	35	1	10	1	0	0	0	10	2	9	0	4	0	0	0	0	1	9	.259
4/19	@ Frisco	L, 4-3	29	3	2	3	0	0	0	5	6	6	0	2	0	1	1	0	0	7	.243
4/20	@ Frisco	W, 7-2	35	7	10	7	1	0	3	20	6	11	0	1	0	0	0	0	1	7	.247
4/21	@ Frisco	L, 12-2	27	2	2	2	0	0	2	8	9	12	0	4	0	0	0	0	2	7	.235
4/22	@ Frisco	W, 11-2	35	11	8	10	3	0	2	17	6	9	0	0	0	1	0	0	0	4	.234
4/23	@ Frisco	W, 12-4	41	12	12	11	4	0	3	25	5	11	0	2	0	0	0	0	0	7	.239
4/24	@ Frisco	W, 4-3	36	4	9	2	1	0	1	13	4	9	0	3	1	0	0	0	0	9	.240
4/26	AMARILLO	L, 6-5 (11)	39	5	9	5	3	0	1	15	3	9	0	0	0	1	1	1	0	9	.240
4/27	AMARILLO	W, 12-6	37	12	15	11	3	0	3	27	3	9	0	1	0	3	0	2	0	9	.250
4/28	AMARILLO	L, 9-5	31	5	8	4	1	0	1	12	5	9	0	4	1	1	1	0	1	6	.250
4/29	AMARILLO	W, 8-7	36	8	17	8	5	1	1	27	4	8	0	1	1	1	0	0	2	9	.263
4/30	AMARILLO	L, 7-5	35	5	8	5	3	0	3	20	1	10	0	1	0	0	0	0	4		.261
5/1	AMARILLO	W, 9-5	34	9	12	8	2	0	3	23	3	9	0	2	0	1	1	1	0	7	.265
5/3	@ Springfield	L, 12-5	36	5	8	5	2	1	0	12	2	9	0	0	0	0	0	1	0	7	.263
5/4	@ Springfield	W, 13-3	40	13	15	13	5	0	1	23	9	11	0	0	1	1	0	0	1	1	.269
5/5	@ Springfield	W, 9-6	43	9	17	9	1	1	4	32	3	7	0	2	0	0	1	1	0	12	.275
5/6	@ Springfield	L, 2-1	28	1	4	1	0	0	0	4	1	10	0	0	2	0	0	1	0	2	.271
5/7	@ Springfield	W, 4-0	33	4	9	4	1	1	0	12	3	8	0	2	1	0	0	0	1	5	.271
5/8	@ Springfield	W, 9-5	37	9	13	8	2	0	2	21	4	3	1	0	0	0	1	2	1	8	.274
5/10	WICHITA	W, 7-4	30	7	11	7	2	0	2	19	3	7	0	1	1	1	1	1	1	5	.277
5/11	WICHITA	L, 4-3	36	3	8	3	0	0	1	11	3	10	0	2	0	0	0	0	1	9	.275
5/12	WICHITA	L, 10-4	35	4	8	4	3	0	1	14	0	10	0	0	0	0	0	0	4		.274
5/13	WICHITA	W, 7-0	32	7	8	7	1	0	2	15	2	9	0	5	0	0	0	0	3		.273
5/14	WICHITA	L, 7-6	39	6	11	5	4	0	1	18	4	13	0	1	0	0	0	0	10		.273
5/15	WICHITA	Cancelled/Rain																			
5/17	@ Arkansas	L, 7-6 (10)	40	6	12	6	4	0	0	16	5	8	0	0	1	0	0	0	2	10	.274
5/18	@ Arkansas	L, 5-4	32	4	5	2	1	0	0	6	3	10	0	2	0	0	1	0	0	5	.271
5/19	@ Arkansas	L, 5-0	31	0	3	0	0	0	0	3	1	10	0	1	0	2	0	0	3	7	.266
5/20	@ Arkansas	L, 2-1	30	1	4	1	0	0	0	4	3	9	0	1	0	0	0	1	0	6	.263
5/21	@ Arkansas	W, 11-4 (8)	33	11	12	11	1	0	1	16	6	5	0	5	0	2	1	2	0	10	.266
5/22	@ Arkansas	W, 10-5	37	10	11	10	2	1	2	21	4	10	0	1	0	1	1	0	2	6	.267
5/24	@ Midland	W, 8-5	36	8	10	8	2	0	2	18	4	9	0	1	0	0	0	0	1	5	.267
5/25	@ Midland	W, 11-3	40	11	16	10	3	1	2	27	5	6	0	1	0	0	0	2	2	9	.271
5/26	@ Midland	L, 2-1 (10)	36	1	8	1	2	0	0	10	3	11	1	0	0	1	0	1	1	11	.269
5/27	@ Midland	W, 14-6	45	14	17	12	5	0	1	25	8	5	0	2	0	0	0	0	1	12	.272
5/28	@ Midland	W, 9-7 (10)	43	9	15	8	5	1	2	28	5	12	1	0	0	0	1	0	0	11	.274
5/29	@ Midland	L, 3-1	31	1	6	1	2	0	1	11	4	7	0	1	0	0	0	0	1	7	.273
5/31	CORPUS CHRISTI	L, 8-7	35	7	12	7	3	0	1	18	6	14	0	1	1	0	0	2	0	9	.274
6/1	CORPUS CHRISTI	L, 6-2	32	2	7	2	4	0	0	11	4	8	0	0	0	0	0	1	1	8	.273
6/2	CORPUS CHRISTI	W, 8-2	31	8	9	6	1	0	0	10	7	11	0	4	0	0	0	0	3	6	.274
6/3	CORPUS CHRISTI	L, 5-4	34	4	7	4	1	0	2	14	3	15	0	0	0	1	0	0	0	7	.272
6/4	CORPUS CHRISTI	W, 6-5 (10)	33	6	4	5	0	0	2	10	7	13	0	1	0	1	1	0	0	8	.269
6/5	CORPUS CHRISTI	L, 17-4	33	4	7	4	1	0	2	14	2	14	0	0	0	0	0	0	4		.268
6/7	@ Tulsa	L, 5-2	33	2	6	2	1	0	1	10	3	17	0	0	0	1	0	0	0	8	.267
6/8	@Tulsa	Postponed/Rain																			
6/9 G1	@ Tulsa	W, 5-3 (7)	26	5	6	4	1	0	2	13	1	7	0	4	1	1	0	0	0	2	.267
6/9 G2	@ Tulsa	W, 3-0 (7)	26	3	5	2	2	0	0	7	4	10	0	1	0	0	0	0	0	6	.266
6/10	@ Tulsa	W, 13-4	34	13	11	13	0	0	3	20	9	8	0	5	2	3	0	1	1	7	.267
6/11	@ Tulsa	L, 9-4	36	4	8	4	1	0	1	12	3	9	0	0	0	0	0	0	1	8	.266
6/12	@ Tulsa	W, 7-3	38	7	11	7	3	0	0	14	4	13	0	1	0	0	0	1	0	9	.266
6/14	ARKANSAS	W, 7-5	30	7	7	6	1	0	1	11	4	6	0	3	0	1	0	0	0	4	.266
6/15	ARKANSAS	L, 5-4	36	4	11	4	5	0	0	16	2	8	0	0	0	1	0	2	0	10	.266
6/16	ARKANSAS	L, 18-3	34	3	7	3	2	0	1	12	3	6	0	0	0	0	0	0	0	7	.265
6/17	ARKANSAS	L, 13-2	31	2	4	2	3	0	1	10	3	6	0	0	0	0	0	0	0	5	.263
6/18	ARKANSAS	W, 9-0	26	9	4	9	1	0	1	8	9	8	0	2	0	3	0	1	1	6	.262
6/19	ARKANSAS	W, 4-0	29	4	8	4	2	0	0	10	5	4	0	3	1	4	1	0	1	11	.262
6/21	SPRINGFIELD																				
6/22	SPRINGFIELD																				
6/23	SPRINGFIELD																				
6/24	SPRINGFIELD																				
6/25	SPRINGFIELD																				
6/26	SPRINGFIELD																				



THE LAST TIME THE NATURALS...

THREW A PERFECT GAME	N/A
THREW A NO-HITTER	Brooks Pounders, 6/27/2013 vs. Midland
THREW A 9-INNING NO-HITTER	Brooks Pounders, 6/27/2013 vs. Midland
THREW A COMBINED NO-HITTER	Greg Holland, Chris Dwyer, Brandon Lafferty & Kendal Volz, 5/10/2012 vs. Springfield
THREW A COMBINED 1-HITTER (9 Innings)	N/A
THREW A COMBINED 1-HITTER (7 Innings)	Jonathan Heasley & Robert Garcia, 5/28/2021 vs. San Antonio (Game 2)
THREW A COMBINED 2-HITTER (9 Innings)	Dante Bias, Will Klein, Walter Pennington & Stephen Woods Jr., 6/2/2022 vs. Corpus Christi
THREW A COMBINED 2-HITTER (7 Innings)	Nolan Watson, Yefri Del Rosario & Robert Garcia, 8/27/2021 vs. Springfield (Game 1)
GOT NO-HIT (9 INNINGS)	5/17/2016 vs. Arkansas, 6-0
GOT NO-HIT (LESS THAN 9 INNINGS)	N/A
GOT 1-HIT	8/31/2019 vs. Frisco
GOT 2-HIT	4/21/2022 @ Frisco
THREW A COMBINED 9-INNING SHUTOUT	6/19/2022 vs. Arkansas (4-0)
THREW BACK-TO-BACK SHUTOUTS	June 18 and 19 vs. Arkansas, 2022 (9-0, 4-0)
GOT SHUT OUT (9 INNINGS)	5/19/2022 @ Arkansas
GOT SHUT OUT IN BACK-TO-BACK GAMES	August 12 & 13, 2019 @ Arkansas
GOT SHUT OUT IN 3 STRAIGHT GAMES	July 10 vs. Frisco, July 11 & 12, 2015 vs. Midland
GOT SHUT OUT (LESS THAN 9 INNINGS)	8/7/2021 @ Arkansas (5 Innings)
WON 11 GAMES IN A ROW	April 26 - May 6, 2015
WON 8 GAMES IN A ROW	June 14 - June 20, 2017
WON 7 GAMES IN A ROW	May 16 - May 22, 2015
WON 6 GAMES IN A ROW	August 2 - August 8, 2018
LOST 10 GAMES IN A ROW	April 6 - April 16, 2014
LOST 9 GAMES IN A ROW	April 8 - April 16, 2019
LOST 8 GAMES IN A ROW	July 2 - July 9, 2012
LOST 7 GAMES IN A ROW	July 12 - July 18, 2018
LOST 6 GAMES IN A ROW	July 15 - July 20, 2017
STRUCK OUT 19+ OPPOSING HITTERS	5/11/2013 @ Springfield (19)
STRUCK OUT 17+ OPPOSING HITTERS	6/4/2022 vs. Corpus Christi (18)
STRUCK OUT 15+ OPPOSING HITTERS	6/4/2022 vs. Corpus Christi (18)
STRUCK OUT 10+ OPPOSING HITTERS	6/18/2022 vs. Arkansas (12)
SCORED 20+ RUNS IN ONE GAME	8/20/2013 @ Springfield (21)
SCORED 15+ RUNS IN ONE GAME	8/24/2021 vs. Springfield (18)
SCORED 10+ RUNS IN ONE GAME	6/10/2022 @ Tulsa (13)
ALLOWED 25+ RUNS IN ONE GAME	4/15/2011 @ San Antonio (26)
ALLOWED 20+ RUNS IN ONE GAME	7/25/2021 @ Tulsa (23)
ALLOWED 15+ RUNS IN ONE GAME	6/16/2022 vs. Arkansas (18)
ALLOWED 10+ RUNS IN ONE GAME	6/17/2022 vs. Arkansas (13)
HAD 22+ HITS IN ONE GAME	5/22/2010 vs. Arkansas (22)
HAD 20+ HITS IN ONE GAME	8/24/2021 vs. Springfield (20)
HAD 15+ HITS IN ONE GAME	5/28/2022 @ Midland (15)
HAD 10+ HITS IN ONE GAME	6/15/2022 vs. Arkansas (11)
ALLOWED 25+ HITS IN ONE GAME	4/15/2011 @ San Antonio (26)
ALLOWED 20+ HITS IN ONE GAME	7/27/2021 vs. Wichita (23)
ALLOWED 15+ HITS IN ONE GAME	6/5/2022 vs. Corpus Christi (16)
ALLOWED 10+ HITS IN ONE GAME	6/17/2022 vs. Arkansas (14)
WALKED 14+ TIMES IN ONE GAME	5/8/2021 @ Arkansas (14)
WALKED 10+ TIMES IN ONE GAME	7/29/2021 vs. Wichita (10)
WALKED 8+ TIMES IN ONE GAME	6/18/2022 vs. Arkansas (9)
ALLOWED 13+ WALKS IN ONE GAME	6/5/2022 vs. Corpus Christi (16)
ALLOWED 10+ WALKS IN ONE GAME	6/16/2022 vs. Arkansas (11)
ALLOWED 8+ WALKS IN ONE GAME	6/16/2022 vs. Arkansas (11)
HIT 7+ HOME RUNS IN A GAME	5/30/2021 vs. San Antonio (7)
HIT 5+ HOME RUNS IN A GAME	8/24/2021 vs. Springfield (5)
HIT 3+ HOME RUNS IN A GAME	6/10/2022 @ Tulsa (3)
ALLOWED 7+ HOME RUNS IN A GAME	4/15/2011 @ San Antonio (7)
ALLOWED 5+ HOME RUNS IN A GAME	6/17/2022 vs. Arkansas (5)
ALLOWED 3+ HOME RUNS IN A GAME	6/17/2022 vs. Arkansas (5)
HAD 2 PLAYERS HIT 2 HOME RUNS IN A GAME	Hunter Dozier & Bubba Starling, 4/10/2016 vs. Midland
HIT BACK-TO-BACK HOME RUNS	Brihet Bewley & Tucker Bradley, 6th Inning, 5/5/2022 @ Springfield
HIT 3 STRAIGHT HOME RUNS	Bobby Witt Jr., Nick Pratto & MJ Melendez, 5/30/2021 vs. San Antonio
SCORED 10+ RUNS IN AN INNING	2nd Inning, 9/9/2021 @ Wichita (10)
SCORED 7+ RUNS IN AN INNING	2nd Inning, 6/18/2022 vs. Arkansas (7)
SCORED 5+ RUNS IN AN INNING	2nd Inning, 6/18/2022 vs. Arkansas (7)
SCORED 5+ RUNS IN AN EXTRA INNING	10th Inning, 6/2/2012 vs. Frisco (5)
ALLOWED 10+ RUNS IN AN INNING	7/26/2019 vs. Corpus Christi (11)
ALLOWED 7+ RUNS IN AN INNING	3rd Inning, 6/16/2022 vs. Arkansas (7)
ALLOWED 5+ RUNS IN AN INNING	6th Inning, 6/17/2022 vs. Arkansas (6)
ALLOWED 5+ RUNS IN AN EXTRA INNING	11th Inning, 4/26/2022 vs. Amarillo (5)
WON A GAME BY 15+ RUNS	18-1, 8/24/2021 vs. Springfield
WON A GAME BY 10+ RUNS	5/4/22 @ Springfield
LOST A GAME BY 15+ RUNS	18-3, 6/16/2022 vs. Arkansas
LOST A GAME BY 10+ RUNS	13-2, 6/17/2022 vs. Arkansas
LOST CONSECUTIVE GAMES BY 10+ RUNS	18-3 & 13-2, 6/16 & 6/17/2022 vs. Arkansas
SCORED 12+ RUNS IN CONSECUTIVE GAMES	June 28 (vs. Tulsa) & July 2 (@ Frisco), 2015
SCORED 10+ RUNS IN CONSECUTIVE GAMES	May 21 & 22 @ Arkansas
SCORED A RUN WITHOUT AN RBI	9/7/2021 @ Wichita
SCORED MULTIPLE RUNS WITHOUT AN RBI	2 Runs, 8/16/2018 @ Midland
SCORED MORE RUNS THAT RECORDED HITS	6/18/2022 vs. Arkansas (9 Runs on 4 Hits)
TURNED 5 DOUBLE PLAYS IN ONE GAME	8/20/2015 @ San Antonio
TURNED 3+ DOUBLE PLAYS IN ONE GAME	5/17/2022 @ Arkansas (3)
TURNED A TRIPLE PLAY	Frank Schwindel (1B) to Corey Toups (2B) to Humberto Arteaga (SS) to Schwindel to Toups, 8/31/2016 vs. Tulsa
HIT INTO A TRIPLE PLAY	Mauricio Ramos, 7/24/2016 vs. Springfield
COMMITTED 6 ERRORS	5/4/2019 vs. Midland
COMMITTED 5 ERRORS	6/16/2022 vs. Arkansas
COMMITTED 3+ ERRORS	6/16/2022 vs. Arkansas (5)
EVERY NATURAL IN THE STARTING LINEUP HAD A HIT	5/8/2022 @ Springfield
EVERY NATURAL IN THE STARTING LINEUP SCORED A RUN	5/22/2022 @ Arkansas
EVERY NATURAL IN THE STARTING LINEUP HAD A HIT AND SCORED A RUN	5/4/2022 @ Springfield
LINEUP BATTED AROUND TWICE IN ONE GAME	3rd and 9th Innings, 5/4/2022 @ Springfield
WON ON THE LAST AT-BAT OF THE GAME (WALK-OFF WIN)	6/4/2022 vs. Corpus Christi
LOST ON THE LAST AT-BAT OF THE GAME (WALK-OFF LOSS)	5/26/2022 @ Midland
PLAYED BACK-TO-BACK EXTRA-INNING GAMES	September 2nd & 3rd, 2021 vs. Corpus Christi
WON BOTH GAMES OF A DOUBLEHEADER	6/9/2022 @ Tulsa (5-3, 3-0)
PITCHED SHUTOUTS IN BOTH GAMES OF A DOUBLEHEADER	8/14/2021 vs. Frisco (1-0, 10-0)
LOST BOTH GAMES OF A DOUBLEHEADER	5/30/2019 vs. Arkansas (7-4, 10-7)

THE LAST TIME A NATURALS HITTER...

HAD 6 HITS IN ONE GAME	Ed Lucas, 7/21/2008 @ Springfield
HAD 5 HITS IN ONE GAME	Dairon Blanco, 7/13/2021 vs. Arkansas
HAD 4 HITS IN ONE GAME	Maikel Garcia, 5/1/2022 vs. Amarillo
HAD 3 HITS IN ONE GAME	Maikel Garcia & Tyler Gentry, 6/15/2022 vs. Arkansas
HIT 3 HOME RUNS IN ONE GAME	Bobby Witt Jr., 5/30/2021 vs. San Antonio
HIT 2 HOME RUNS IN ONE GAME	Sebastian Rivero, 4/27/2022 vs. Amarillo
HIT 2 TRIPLES IN ONE GAME	Taylor Featherston, 6/17/2022 vs. Springfield
HIT 3 DOUBLES IN ONE GAME	Nick Loftin, 5/4/22 @ Springfield
HIT 2 DOUBLES IN ONE GAME	Maikel Garcia, 6/15/2022 vs. Arkansas
HIT A GRAND SLAM	Michael Massey, 5/24/2022 @ Midland
HIT AN INSIDE-THE PARK HOME RUN	Brewer Hicklen, 7/15/2021 vs. Arkansas
LED OFF A HOME GAME WITH A HOME RUN	Maikel Garcia, 6/17/2022 vs. Arkansas
LED OFF A ROAD GAME WITH A HOME RUN	Clay Dungan, 7/24/2021 @ Tulsa
HIT A PINCH-HIT HOME RUN	Frank Schwindel, 8/21/2015 @ Corpus Christi
HIT A WALK-OFF HOME RUN	Seuly Matias, 6/4/2022 vs. Corpus Christi
HIT FOR THE CYCLE	Nicky Lopez, 6/21/2018 @ Tulsa
HAD 7 RBI IN ONE GAME	Taylor Featherston, 7/20/2019 @ Amarillo
HAD 6 RBI IN ONE GAME	Nick Pratto, 5/21/2021 @ Springfield
HAD 5 RBI IN ONE GAME	Nick Loftin, 4/22/2022 @ Frisco
HAD 4 RBI IN ONE GAME	Tyler Gentry, 6/18/2022 vs. Arkansas
SCORED 4 RUNS IN ONE GAME	Maikel Garcia, 4/8/2022 @ Springfield
SCORED 3 RUNS IN ONE GAME	Nick Loftin, 5/31/2022 vs. Corpus Christi
WALKED 4 TIMES IN ONE GAME	Travis Jones, 4/29/2021 @ Springfield
WALKED 3 TIMES IN ONE GAME	Michael Massey, 6/10/2022 @ Tulsa
STOLE 4 BASES IN ONE GAME	Nick Heath, 5/20/2019 @ Arkansas
STOLE 3 BASES IN ONE GAME	Brewer Hicklen, 8/12/2021 vs. Frisco
STOLE 2 BASES IN ONE GAME	Maikel Garcia, 6/19/2022 vs. Arkansas
STRUCK OUT 5 TIMES IN ONE GAME	Dairon Blanco, 5/12/2021 vs. Tulsa
STRUCK OUT 4 TIMES IN ONE GAME	Michael Massey, 6/7/2022 @ Tulsa
STRUCK OUT 3 TIMES IN ONE GAME	Robbie Glendinning, 6/11/2022 @ Tulsa
REACHED BASE 6 TIMES IN ONE GAME	Travis Jones, 6/29/2021 @ Springfield
REACHED BASE 5 TIMES IN ONE GAME	Nate Eaton, 4/23/2022 @ Frisco
REACHED BASE 4 TIMES IN ONE GAME	Tyler Copley, 6/19/2022 vs. Arkansas
REACHED BASE IN EVERY TRIP TO THE PLATE (6 PA)	Johnny Givonetella, 7/22/2010 @ Arkansas
REACHED BASE IN EVERY TRIP TO THE PLATE (5 PA)	Nate Eaton, 4/23/2022 @ Frisco
REACHED BASE IN EVERY TRIP TO THE PLATE (4 PA)	Tyler Copley, 6/19/2022 vs. Arkansas
REACHED 2 TIMES IN THE SAME INNING	Michael Massey & Logan Porter, 7th Inning, 6/10/2022 @ Tulsa
HAD 2 HITS IN THE SAME INNING	Sebastian Rivero & Nate Eaton, 4th Inning, 4/27/2022 vs. Amarillo
SAW 16 PITCHES IN A SINGLE PLATE APPEARANCE	Donnie Dewees, 4/7/2017 vs. San Antonio
SAW 15 PITCHES IN A SINGLE PLATE APPEARANCE	Demichir Carrasco, 7/18/2021 vs. Arkansas
SAW 14 PITCHES IN A SINGLE PLATE APPEARANCE	Jordan George, 8/27/2019 vs. Midland
SAW 10+ PITCHES IN A SINGLE PLATE APPEARANCE	Jake Means, 6/9/2022 @ Tulsa (10)
HIT HOME RUNS IN BOTH GAMES OF A DOUBLEHEADER	Jimmy Goveas, 8/14/2021 vs. Frisco
HIT HOME RUNS IN BACK-TO-BACK GAMES	Logan Porter, 6/3 and 6/4 vs. Corpus Christi
HIT HOME RUNS IN 3 STRAIGHT GAMES	Michael Massey, 4/22 to 4/24/2022 @ Frisco
HIT HOME RUNS IN 4 STRAIGHT GAMES	Wil Myers, 5/5 to 5/8/2012 vs. Tulsa
HIT HOME RUNS IN 5 STRAIGHT GAMES	Clint Robinson, 8/7 to 8/12/2010 vs. Arkansas @ Frisco
HAD 2+ HITS IN 8 STRAIGHT GAMES	Kurt Mertins, May 25 to June 6, 2009
HAD 2+ HITS IN 7 STRAIGHT GAMES	Jeff Bianchi, July 20 to July 27, 2009
HAD 2+ HITS IN 6 STRAIGHT GAMES	Anderson Miller, May 14 to May 19, 2019
HAD 2+ HITS IN 5 STRAIGHT GAMES	Michael Massey, May 23 to May 28, 2022
HAD A 20+ GAME HITTING STREAK	Clint Robinson, 21 Games: June 15 - July 12, 2010
HAD A 18+ GAME HITTING STREAK	Jordan Parraz, 19 Games: May 27 - June 15, 2009
HAD A 16+ GAME HITTING STREAK	Jacksson Flores, 17 Games: June 15 - July 6, 2018
HAD A 14+ GAME HITTING STREAK	Maikel Garcia, 14 Games: April 27 - May 12, 2022
HAD A 12+ GAME HITTING STREAK	Maikel Garcia, 14 Games: April 27 - May 12, 2022
HAD A 30+ GAME REACHED BASE STREAK	Jacksson Flores, 34 Games: May 29 - July 7, 2018
HAD A 25+ GAME REACHED BASE STREAK	Vinnie Pasquantino, 25 Games: August 5 - September 3, 2021
HAD A 20+ GAME REACHED BASE STREAK	Freddy Fermin, 23 Games: July 2, 2021 to August 4, 2021

THE LAST TIME A NATURALS PITCHER...

THREW A 1-HITTER (9 Innings)	N/A
THREW A 1-HITTER (7 Innings)	N/A
THREW A 2-HITTER (9 Innings)	N/A
THREW A 2-HITTER (7 Innings)	Drew Parrish, 8/27/2021 vs. Springfield (Game 2)
THREW A 9-INNING COMPLETE GAME SHUTOUT	Corey Ray, 6/8/2017 vs. Springfield
THREW A 7-INNING COMPLETE GAME SHUTOUT	Anthony Veneziano, 6/9/2022 @ Tulsa (Game 2)
THREW A 5-INNING COMPLETE GAME SHUTOUT	Danny Duffy, 9/2/2010 vs. Arkansas
THREW A 9-INNING COMPLETE GAME	Scott Blewett, 8/10/2018 vs. Frisco
THREW AN 8-INNING COMPLETE GAME	Ofreidy Gomez, 8/2/2019 @ Tulsa
THREW A 7-INNING COMPLETE GAME	Anthony Veneziano, 6/9/2022 @ Tulsa (Game 2)
THREW A 6-INNING COMPLETE GAME	Sugar Ray Marimon, 5/26/2013 @ San Antonio
STRUCK OUT 13 IN A GAME	Danny Duffy, July 17, 2013 @ Tulsa
STRUCK OUT 12 IN A GAME	Josh Staumont, 9/4/2016 vs. Arkansas
STRUCK OUT 11 IN A GAME	Alec Marsh, 5/14/2021 vs. Tulsa
STRUCK OUT 10 IN A GAME	Angel Zerpa, 6/4/2022 vs. Corpus Christi
WALKED 8 IN A GAME	Noel Arguelles, 5/12/2013 @ Springfield
WALKED 7 IN A GAME	Jason Adam, 7/5/2013 @ Midland
WALKED 6 IN A GAME	Marcelo Martinez, 5/10/2022 vs. Wichita
WALKED 5 IN A GAME	Christian Cosby, 6/16/2022 vs. Arkansas
ALLOWED 4 HOME RUNS IN A GAME	Franco Terrero, 4/22/2018 @ Tulsa
ALLOWED 3 HOME RUNS IN A GAME	Alec Marsh, 6/17/2022 vs. Arkansas
ALLOWED 2 HOME RUNS IN A GAME	Anthony Veneziano, 6/14/2022 vs. Arkansas
THREW 110+ PITCHES IN A GAME	Andy Ferguson, 8/9/2014 vs. San Antonio (116)
THREW 100+ PITCHES IN A GAME	Drew Parrish, 5/20/2022 @ Arkansas (100)
THREW 95+ PITCHES IN A GAME	Alec Marsh, 6/11/2022 @ Tulsa (98)
THREW 90+ PITCHES IN A GAME	Anthony Veneziano, 6/14/2022 vs. Arkansas (93)
WON HIS NATURALS DEBUT	Walter Pennington, 4/23/2022 @ Frisco
THREW AN IMMACULATE INNING	Grant Gavin, 6th Inning 5/20/2019 @ Arkansas