



# 2025 SEASON SUMMARY

**OMAHA STORM CHASERS (62-86) | T-9TH PLACE | INTERNATIONAL LEAGUE (WEST DIVISION)**

**Triple-A Affiliate of the Kansas City Royals | 12356 Ballpark Way, Papillion, Nebraska 68046 | (402) 738-5100 | omahastormchasers.com | @OMASstormChasers**

## SEASON 57

The 2025 Omaha Storm Chasers went 62-86 (.419), tied for last place in the International League West Division and tied 17th in the 20-team International League.

- ✦ A .419 winning percentage ranks as the 4th-lowest in franchise history, trailing the 2016 Storm Chasers (58-82, .414), the 1974 Omaha Royals (54-82, .397) and the 2006 Omaha Royals (53-91, .368).
- ✦ 86 losses tied for the 2nd-most in franchise history, with the 1984 Omaha Royals going 68-86 in a 154-game season ... the 2006 Omaha Royals still hold the franchise loss record at 53-91.

## ROSTER RECALL

The Storm Chasers roster on the final day of the season looked very different from Opening Day, with just 3 players on the active roster all season: pitcher **Chandler Champlain**, catcher **Luca Tresh** and first baseman **Nick Pratto**.

- ✦ Including Champlain, Tresh and Pratto, 8 players were on Omaha's roster both on Opening Day and on the final day of the season, including pitcher **Jacob Wallace**, infielders **Harold Castro** and **Nick Loftin**, and outfielders **Tyler Gentry** and **Drew Waters**.
- ✦ Omaha used 78 players in 2025, up from 59 in 2024 ... this was the most since the 2022 Chasers used 80, while the 2023 team used 76 ... 78 players represent the 9th-most in the International League, with the league average being 77 ... Norfolk and Syracuse led the league with 95 players, while Memphis used a league-low 60.
- ✦ The Storm Chasers made 204 transactions in 2025, up from 158 in 2024 ... this was the most since 2022, when Omaha made 223 roster moves ... since 2021, the average Omaha team has made 191 transactions.

## CONSISTENCY IS KEY

The Storm Chasers posted identical records in the first and second half (31-43) and at home and on the road (31-43) ... however, the splits tell a different story.

- ✦ The 1st half was stronger on the mound, while the 2nd half was better offensively ... in the 1st half, Omaha hit .247 (598-for-2419) with 379 runs scored and a .755 OPS, compared to .250 (627-for-2503) with 380 runs scored and a .779 OPS in the 2nd half ... the pitching staff posted a 5.23 ERA (372 ER in 639.2 IP) and 1.51 WHIP (318 BB + 645 H) in the first half, versus a 5.75 ERA (410 ER in 641.1 IP) and 1.62 WHIP (329 BB + 708 H) in the second half.
- ✦ Omaha hit better at home, but pitched better on the road ... at Werner Park, the team hit .253 (603-for-2383) with 385 runs scored and a .794 OPS, while on the road they hit .245 (622-for-2539) with 374 runs scored and a .742 OPS ... at home, the Chasers pitched to a 5.94 ERA (428 ER in 648.0 IP) with a .162 WHIP (348 BB + 700 H), while on the road working a 5.03 ERA (354 ER in 633.0 IP) with a 1.50 WHIP (299 BB+ 653 H).

## SERIES SPEAKING

The Storm Chasers went 6-12-9 across 27 series in 2025, including 3-5-6 at home and 3-7-3 on the road.

- ✦ Series wins came April 15-20 vs. Norfolk (3-2), June 10-15 @ Toledo (6-0), July 18-20 @ Buffalo (2-1), August 5-10 @ Indianapolis (5-1), August 12-17 @ Columbus (5-1), and September 9-14 vs. Charlotte (5-1) ... 4 of the 6 series wins were full six-game series.
- ✦ The Chasers never won back-to-back series, but won 2 of 3 series from August 5 to 24, going 13-5 over 18 games, the 3rd-best record in the International League for that stretch.
- ✦ Omaha split 7 of their first 10 series from March to May, but dropped 6 of 7 series between June and July, including 5 straight from June 17 to July 13, a 24-game stretch where they went 5-19, the 2nd-worst record in the Minors over that span.

## HEY NOW, YOU'RE AN ALL-STAR

Omaha had one representative among International League awards and All-Stars: **Cam Devanney**, chosen as the shortstop on the 2025 IL All-Star team.

- ✦ This was Devanney's first career MiLB All-Star selection ... traded by Kansas City to Pittsburgh for **Adam Frazier** on July 18, he appeared in 103 IL games (Omaha 69, Indianapolis 34), slashing .266/.353/.493 (101-for-379) with 20 doubles, 20 homers, 66 RBI and a .846 OPS.
- ✦ 18 of Devanney's 20 homers came with Omaha (.565 SLG), compared to a .361 slugging percentage with Indianapolis ... 55 of 66 RBI came in Omaha games as well.
- ✦ Devanney is the first Omaha hitter named to the IL All-Star team since **Ryan McBroom** was the Triple-A East DH in 2021.
- ✦ While the Royals selected his contract on July 8, Devanney did not appear in a Major League game with Kansas City before being traded ... he made his MLB debut with Pittsburgh on August 30, appearing in 14 games with the Pirates.

## BE LIKE MIKE

Manager **Mike Jirschele** returned for his 17th season managing Triple-A Omaha and the 3rd year of his 3rd stint with the club, finishing with an all-time record of 1,214-1,240 in Omaha ... this was his 38th and final season in the Royals organization.

- ✦ On October 10, it was announced that "Jirsch" was retiring after a 48-year professional baseball career, all spent in the Royals organization as a coach, manager, and front office member from 1990-2025.
- ✦ The all-time winningest manager in Omaha history (1,214 wins), Jirschele managed 2,454 games (31% of the franchise's history), winning four division titles, three league championships, and one national championship ... he previously managed Omaha from 1995 to 1997, 2003 to 2013, and returned for 3 more seasons in 2023.
- ✦ In his 17 seasons at Triple-A, 95 players were promoted from Omaha to Kansas City for the first time under his watch - including **Zack**

INTERNATIONAL LEAGUE 1ST HALF					
	W	L	PCT	GB	DIFF
Jacksonville (MIA)	47	28	.627	-	31
Lehigh Valley (PHI)	46	28	.622	0.5	77
Nashville (MIL)	44	29	.603	2.0	85
Durham (TB)	45	30	.600	2.0	91
Indianapolis (PIT)	42	32	.568	4.5	-5
Memphis (STL)	41	32	.562	5.0	47
Worcester (BOS)	41	33	.554	5.5	38
Scranton/WB (NYY)	38	34	.528	7.5	45
Iowa (CHC)	39	35	.527	7.5	46
Toledo (DET)	39	36	.520	8.0	13
Charlotte (CWS)	36	39	.480	11.0	-13
Columbus (CLE)	34	38	.472	11.5	3
St. Paul (MIN)	33	40	.452	13.0	-66
Louisville (CIN)	32	43	.427	15.0	-18
<b>Omaha (KC)</b>	<b>31</b>	<b>43</b>	<b>.419</b>	<b>15.5</b>	<b>-34</b>
Syracuse (NYM)	31	44	.413	16.0	-48
Buffalo (TOR)	30	43	.411	16.0	-61
Norfolk (BAL)	30	43	.411	16.0	-32
Gwinnett (ATL)	29	46	.387	18.0	-79
Rochester (WSH)	27	45	.375	18.5	-126

INTERNATIONAL LEAGUE 2ND HALF					
	W	L	PCT	GB	DIFF
Scranton/WB (NYY)	49	26	.653	-	97
Syracuse (NYM)	46	29	.613	3.0	54
Indianapolis (PIT)	45	30	.600	4.0	39
Toledo (DET)	45	30	.600	4.0	110
Jacksonville (MIA)	42	33	.560	7.0	55
Lehigh Valley (PHI)	41	33	.554	7.5	-10
Nashville (MIL)	41	34	.547	8.0	36
Durham (TB)	40	34	.541	8.5	27
Louisville (CIN)	39	36	.520	10.0	17
Memphis (STL)	39	36	.520	10.0	35
Iowa (CHC)	35	40	.467	14.0	4
Worcester (BOS)	35	40	.467	14.0	-13
Gwinnett (ATL)	34	41	.453	15.0	-63
Norfolk (BAL)	33	41	.446	15.5	-33
Rochester (WSH)	32	43	.427	17.0	-29
Buffalo (TOR)	31	42	.425	17.0	-59
<b>Omaha (KC)</b>	<b>31</b>	<b>43</b>	<b>.419</b>	<b>17.5</b>	<b>-68</b>
Columbus (CLE)	30	43	.411	18.0	-44
Charlotte (CWS)	29	46	.387	20.0	-87
St. Paul (MIN)	29	46	.387	20.0	-63

INTERNATIONAL LEAGUE 2025 STANDINGS					
	W	L	PCT	GB	DIFF
Jacksonville (MIA)	89	61	.593	-	86
Scranton/WB (NYY)	87	60	.592	0.5	142
Lehigh Valley (PHI)	87	61	.588	1.0	67
Indianapolis (PIT)	87	62	.584	1.5	34
Nashville (MIL)	85	63	.574	3.0	121
Durham (TB)	85	64	.570	3.5	118
Toledo (DET)	84	66	.560	5.0	123
Memphis (STL)	80	68	.541	8.0	82
Syracuse (NYM)	77	73	.513	12.0	6
Worcester (BOS)	76	73	.510	12.5	25
Iowa (CHC)	74	75	.497	14.5	50
Louisville (CIN)	71	79	.473	18.0	-1
Columbus (CLE)	64	81	.441	22.5	-41
Charlotte (CWS)	65	85	.433	24.0	-100
Norfolk (BAL)	63	84	.429	24.5	-65
Gwinnett (ATL)	63	87	.420	26.0	-142
<b>Omaha (KC)</b>	<b>62</b>	<b>86</b>	<b>.419</b>	<b>26.0</b>	<b>-102</b>
St. Paul (MIN)	62	86	.419	26.0	-129
Buffalo (TOR)	61	85	.418	26.0	-120
Rochester (WSH)	59	88	.401	28.5	-155

## AT A GLANCE

### STREAKS

Longest Win Streak.....	W6
Longest Loss Streak .....	L10

### RECENT

Last 5 Games.....	2-3
Last 10 Games.....	5-5
Last 20 Games .....	7-13

### SPLIT SEASON

1st Half .....	31-43
2nd Half.....	31-43

### HOME/AWAY

Home Games.....	31-43
Away Games.....	31-43

	TOTAL	HOME	ROAD
Longest Win Streak	W6	W5	W6
Longest Loss Streak	L10	L7	L8

Night Games (5 PM OR LATER)	47-64	26-32	21-32
Day Games (BEFORE 5 PM)	15-22	5-10	10-12

March	1-1	---	1-1
April	10-15	7-6	3-9
May	11-16	7-8	4-8
June	11-15	3-10	8-5
July	7-17	4-9	3-9
August	15-11	5-9	10-2
September	7-11	5-1	2-10

vs. Buffalo	2-1	---	2-1
vs. Charlotte	5-1	5-1	---
vs. Columbus	10-8	3-3	7-5
vs. Durham	0-6	0-6	---
vs. Indianapolis	10-8	3-3	7-5
vs. Iowa	5-16	3-6	2-10
vs. Lehigh Valley	1-4	1-4	---
vs. Louisville	9-9	6-6	3-3
vs. Norfolk	3-2	3-2	---
vs. Salt Lake	1-5	---	1-5
vs. St. Paul	9-9	6-6	3-3
vs. Syracuse	0-6	---	0-6
vs. Toledo	7-11	1-5	6-6

on Tuesday	12-11	7-4	5-7
on Wednesday	10-15	6-6	4-8
on Thursday	7-17	3-9	4-8
on Friday	11-15	6-8	5-7
on Saturday	13-14	6-7	7-7
on Sunday	9-14	3-8	6-6

## HOMER HAPPY

The Storm Chasers hit 199 home runs in 2025, tied for the most of any Minor League team this year.

- Omaha ranked tied for 1st in the International League, at the Triple-A level and in the Minors, tied with the Charlotte Knights in the IL and the PCL's Albuquerque Isotopes.
- The 199 homers rank 4th-most in a season in franchise history (since 1969) ... the 2025 Chasers passed the 2024 team, which hit 193 homers ... the franchise record of 231 is shared by the 1999 Omaha Golden Spikes and the 2021 Omaha Storm Chasers.
- The 2021 Storm Chasers led Minor League Baseball with 231 home runs, the only time in the modern era (since 2005) that Omaha has led its league, the Triple-A level or Minor League Baseball in homers.
- The Las Vegas Aviators (Athletics Triple-A) led the Minors in 2024 with 232 home runs ... the 2025 season was the first since 2016 in which the Minor League-leading team(s) did not surpass 200 homers; in 2016, the Reading Fightin Phils (Phillies Double-A) led MiLB with 185.

## THAT'S WHAT SPEED DO

The Storm Chasers were not near the league lead in stolen bases, but Omaha has had one of the highest success rates on the basepaths in the Minors.

- Omaha successfully stole 167 bases this year and were only caught 32 times ... the 167 steals ranked 8th in the International League and 13th in Triple-A.
- Going 167-for-199 in steal attempts resulted in an 83.9% success rate, the 3rd-best at the Triple-A level and the 7th-best among the 120 full-season Minor League teams (1st: South Bend & New Hampshire tied, 85.9%).

## TIME AFTER TIME

The 2025 Omaha Storm Chasers roster featured some of the most experienced players in the International League over the last five seasons.

- Of the 105 players who have combined for at least 1,000 plate appearances for IL teams since 2021, 75 were active in 2025 ... of those 75, 8 (11%) were active with Omaha: **Nick Pratto** (1,688 PA), **Drew Waters** (1,558 PA), **Bobby Dalbec** (1,411 PA), **Cam Devanney** (1,405 PA), **Tyler Gentry** (1,393 PA), **John Rave** (1,197 PA), **Dairon Blanco** (1,065 PA) and **Jordan Groshans** (1,028 PA).
- Pratto, Gentry, Rave and Blanco have only appeared in games for Omaha ... Waters has also played for Gwinnett; Dalbec has played for Worcester and Charlotte; Devanney has played for Nashville and Indianapolis; and Groshans has spent time with Jacksonville and Scranton/WB.
- Pratto ranks 2nd and Gentry ranks 7th in plate appearances with a single team since 2021 ... Pratto also ranks 3rd in total bases (615).

## NEVER GONNA GIVE YOU UP

A constant for the 2025 Storm Chasers was the significant Major League experience on the active roster.

- 16 Storm Chasers on the active roster had 2+ years of MLB service time, while 13 of those players had 4+ years of MLB service.
- Rich Hill** (14,131 years of service) and **Dallas Keuchel** (10,030 years) highlighted the 2025 roster, along with **Michael Fulmer** (7,157 years) and **Luke Maile** (7,148 years) ... MLB Rehabber **Mark Canha** entered 2025 with 9,092 years of MLB service and crossed the 10-year threshold while active with the Royals in 2025.
- Despite 33 players having no MLB service time entering 2025, the average Storm Chaser in 2025 had 1.5 years of MLB service.

## SACRIFICIAL LOVE

For a second straight season, the Omaha Storm Chasers ranked near the top of the Triple-A level in sacrifice bunts (28).

- 28 sacrifice bunts in 2025 were the 2nd-most in the league, 5th at the Triple-A level and tied for 21st in Minor League Baseball ... last year, the Chasers led the IL with 38 sacrifice bunts.
- Dairon Blanco** and **Harold Castro** tied for Omaha's team lead and ranked tied for 6th in the IL with 5 sacrifice bunts each.

## IT'S BEEN A LONG TIME COMING

The 2025 season introduced 3 new opponents for the Omaha Storm Chasers while also reuniting with a Pacific Coast League team.

- From April 15-20, the Chasers welcomed the Norfolk Tides to Werner Park, taking 3 of 5 games from Baltimore's Triple-A affiliate ... prior to this series, the 20 previous meetings between the two franchises came in the Triple-A Alliance (1988-1991), an interleague partnership that pitted the American Association's Omaha Royals against the International League's Tidewater Tides.
- From June 17-22, the Durham Bulls visited Werner Park, sweeping the Storm Chasers ... prior to these games, the only meeting between the two clubs was the 2013 Triple-A National Championship game, when Omaha defeated Durham 2-1 in Allentown, Pennsylvania.
- From September 9-14, the Charlotte Knights came to Werner Park for the first meeting between the Triple-A Omaha and Charlotte clubs ... these games marked the first time Omaha played the White Sox Triple-A affiliate since 1998, when the O-Royals went 6-3 over 9 games against the Calgary Cannons.
- Additionally, the Storm Chasers traveled west to Utah from May 20-25 for their first games against the Salt Lake Bees since playing in the PCL in 2019 ... this was Omaha's first visit to Salt Lake City since 2017 when the Bees played at Smith's Ballpark.

## DOUBLE TROUBLE

Omaha played three doubleheaders in 2025, with limited success.

- The first doubleheader of 2025 was played on April 26 at Toledo, making up a rainout from the day before ... with 3-1 and 4-1 losses in a pair of 7-inning games, the Chasers were held to just 2 runs but managed to out-hit the Mud Hens 11-10.
- In June, Omaha played 7 games in a 5-day stretch against the Iowa Cubs ... a twin-bill on June 4 made up a postponement from March 30 in Des Moines, while a doubleheader on June 6 made up a rain-out series opener from June 3.
- In the June 4 split doubleheader, the Cubs won both games, 1-0 and 4-0 ... it was the first time since 2013, and only the second time since 2005, that Omaha was shut out in both games of a doubleheader ... the 4 hits across the two games tied the fewest hits for the team in a twin-bill.
- Omaha and Iowa split the June 6 doubleheader, with the Cubs taking Game 1 5-3 before the Chasers responded in Game 2 with a 9-5 win ... the Game 2 win snapped an eight-game doubleheader losing streak that stretched back to August 2024.
- The June stretch with Iowa, featuring 2 doubleheaders and 5 games in 3 days, was the fourth time in the Storm Chasers era that Omaha played two doubleheaders in a three-day span ... since the back-to-back doubleheaders April 7 and 8, 2018 vs. Colorado Springs, the shortest amount of time between doubleheaders was 5 days, May 22-27, 2019.

## TOO CLOSE FOR COMFORT

Omaha played many close games in 2025, with a late stretch of success.

- 63 of 148 games (42%) were decided by 1 or 2 runs ... there were two stretches in the second half with consecutive close games: 5 straight games decided by 2 runs or less from August 3-8 and September 3-7.
- While Omaha went 13-23 in one-run games this season, the team opened with a 3-19 record in such contests before rattling off an 8-0 run in one-run games from August 5-22.
- A 7-6 win at Indianapolis on August 5 snapped a stretch of nearly 2 months without winning a one-run game ... entering that game, Omaha had lost its previous 10 games decided by 1 run before beating Indianapolis in extra innings in the series opener.
- The streak of winning 8 consecutive 1-run games was followed by four 1-run losses in a five-game stretch from August 30 to September 5 ... the Chasers won their final two one-run games of the season.

## CLOSE BUT NO CIGAR

The Storm Chasers had 9 series splits in 2025, many coming early in the season ... they both came back from behind to force a series split and also dropped opportunities to win a series.

- 4 times this season, Omaha lost 3 of the first 4 games in a series before winning the final two to force a split ... this occurred in each of the three series with St. Paul (April, May and August), with the Saints winning 3 of the first 4 games before the Chasers took the final two ... since 2023, Omaha is 15-3 on Saturdays and Sundays against St. Paul ... Omaha also lost 3 of 4 against Indianapolis in the April-May series before winning the final two games.
- There were also 4 series where Omaha had a chance to win but dropped the series finale ... the Chasers won 3 of the first 4 against Louisville in April and again in August, as well as in May against Columbus, each time dropping the final 2 to settle for a split.

## GETTING OFFENSIVE

At the plate this year, the Storm Chasers were one of the top teams in the International League in several situations.

- While Omaha ranked 6th in the league with a .767 OPS, the Chasers led the IL with a .782 OPS during **night games**.
- Against **left-handed pitchers**, Omaha led IL teams in hits (326), total bases (547) and home runs (46).

## LEADING BY EXAMPLE

Omaha was among the International League's best teams at setting the tone early.

- The Storm Chasers led the IL with 53 home runs and 525 total bases when leading off innings in 2025, while their .792 OPS in those situations ranked 3rd in the league.
- MJ Melendez** excelled in this spot, hitting .276 (36-for-134) when leading off inning ... he led the league with 79 total bases in those situations, ranking 2nd among all Triple-A hitters.
- John Rave** went 13-for-39 (.333) when **leading off games**, hitting 4 leadoff home runs, tied for 6th-most in the Minors this season ... his 1.140 OPS when leading off games ranked 5th among all Minor Leaguers (minimum 40 plate appearances).

## WHAT A RELIEF!

While Omaha's starting rotation experienced ups and downs in 2025, the bullpen consistently rose to the occasion to secure wins.

- As a unit, the relief corps combined for 29 scoreless games, including 13 outings of at least 4.0 scoreless innings ... twice, the bullpen logged more than 7.0 shutout innings – on May 3 vs. Indianapolis (7.1 IP) and May 9 at Louisville (7.2 IP).
- The group also turned in 4 hitless efforts, two of 5.0 + innings – on June 15 at Toledo (5.0 IP) and August 13 vs. St. Paul (5.2 IP).
- The bullpen's best stretch came from June 10 to 17, when relievers combined for an 18.0-inning scoreless streak, allowing just 5 hits over 6 games against Toledo and Durham.
- One of their most dominant runs was May 2 to 10, when the bullpen worked 27.2 scoreless innings in a 30.1-inning span – with 5 of 7 runs allowed during that period coming in a single inning.

## TEAM HITTING LEADERS

AVG	MJ Melendez	.261
OBP	MJ Melendez	.289
SLG	MJ Melendez	.490
OPS	MJ Melendez	.813
G	Nick Pratto	114
AB	MJ Melendez	433
PA	MJ Melendez	480
R	MJ Melendez	70
H	Melendez & Castro	113
TB	MJ Melendez	212
2B	MJ Melendez	33
3B	John Rave	4
HR	Harold Castro	21
XBH	MJ Melendez	55
RBI	Harold Castro	65
BB	Nick Pratto	46
SO	MJ Melendez	135
SB	Dairon Blanco	32
CS	MJ Melendez	8
SAC	Blanco & Castro	5
SF	Tyler Gentry	6
HBP	Dairon Blanco	8
GIDP	Tyler Gentry	9

## BOLD LED LEAGUE

ITALICS SET/TIED PERSONAL BEST

## TEAM PITCHING LEADERS

ERA	Thomas Hatch	4.22
WHIP	Thomas Hatch	1.32
AVG	Thomas Hatch	.262
W	Gant, Hatch & Hendrix	5
L	Chandler Champlain	9
SV	Jonathan Bowlan	5
SVO	Jonathan Bowlan	8
G	Stephen Nogosek	41
GS	Chandler Champlain	25
GF	Andrew Hoffmann	16
HLD	Eric Cerantola	9
CG	Chandler Champlain	1
SHO	Chandler Champlain	1
IP	Chandler Champlain	119.1
H	Chandler Champlain	116
R	Chandler Champlain	113
ER	Chandler Champlain	104
HR	Chandler Champlain	20
HB	Ryan Hendrix	9
BB	Chandler Champlain	51
SO	Chandler Champlain	100
WP	Junior Fernández	10
BK	Champlain, Hill & Martinez	2
GIDP	Thomas Hatch	9
TBF	Chandler Champlain	565

## BOLD LED LEAGUE

ITALICS SET/TIED PERSONAL BEST



## ALL QUIET ON THE OMAHA FRONT

The Storm Chasers suffered just one six-game sweep between 2021 and 2024 but were swept three times in a six-game series in 2025.

- Omaha dropped all six games to Toledo from April 22 to 27, outscored by the Mud Hens 30-17 (-13) ... the Chasers lost the series opener in 13 innings and did not hold a lead after the 3rd inning in the second game.
- Omaha ended the 1st half being swept at home for the first time since joining the IL, as the Durham Bulls made their first visit to Werner Park and took all six games from June 17 to 22 ... the Bulls outscored the Chasers 49-23 (-26), the worst series run differential for Omaha in 2025 ... the Storm Chasers trailed for the first 27 innings and 49 of 54 innings in the series ... Omaha's only lead of the week was a 6-5 advantage in the 4th inning on Sunday, which lasted only a few minutes before Durham tied it in the 5th.
- The Storm Chasers were also swept in Syracuse by the Mets from July 22 to 27 ... Omaha was outscored 34-15 (-19), marking the fewest runs scored by the Chasers in a series all year ... the Storm Chasers held leads on three separate occasions but trailed for much of the week, playing from behind for 39 of 54 innings.

## PITCH, PLEASE

As a pitching staff, Omaha threw 54 shutouts in 2025, all coming in the 1st half of the season.

- All 5 of Omaha's shutouts in 2025 saw the pitching staff hold the opposing team to 3 hits or fewer ... twice, the pitchers struck out 13 batters (May 10 @ Louisville and June 15 @ Toledo) ... once, the staff did not issue a walk in a shutout (May 10 @ Louisville).
- 3 of the Storm Chasers' 5 shutouts in 2025 came during a 4-game span in the same series, between June 12 and 15 in Toledo ... during this series, June 10 to 15 at Fifth Third Field against the Mud Hens, Omaha's pitchers worked a 1.98 ERA (11 ER in 50.0 IP) with a .151 opponents' average (26-for-172) and a 0.84 WHIP (16 BB + 26 H) ... the opponents' average and WHIP rank as the club's best in any series since joining the International League in 2021.
- During the June series in Toledo, Storm Chasers pitchers did not allow a run over a season-high stretch of 23.0 innings, from the 2nd inning on June 11 through the 1st inning on June 14.
- At the time, the 1.98 ERA Omaha worked June 10 to 15 in Toledo was the club's best in a series since joining the International League ... however, the staff posted a 1.83 ERA (11 ER in 54.0 IP) from September 9 to 14 at Werner Park against the Charlotte Knights, setting a new single-series ERA record in the team's IL era ... these two series marked the first times Chasers pitchers worked a sub-2.00 ERA in an individual series since 2021.

## BULLPEN OR BUST

The Storm Chasers threw 19 bullpen games in 2025, going 10-9 when using relievers to cover the entire game.

- Stephen Nogosek was the club's go-to opener for bullpen games, as the right-hander made 5 starts among his team-leading 41 appearances and opened 5 bullpen games ... "Nogo" pitched to a 3.38 ERA (5 ER in 13.1 IP) as a starter, throwing at least 2.0 innings each time ... he tossed 2.2 scoreless innings on August 22 @ Columbus and logged a season-high 3.2 innings of 1-run ball on June 27 @ Indianapolis ... however, across Nogosek's first 10 appearances with the Storm Chasers, between May 9 and June 5, the only 3 runs he allowed came in 2 opener starts, May 21 and 25 @ Salt Lake.
- Outside of the 5 times Nogosek opened a bullpen game, the Chasers also had bullpen games opened by **Anthony Simonelli** (3x), **Brandon Johnson** (2x), **Nate Ackenhausen**, **Noah Cameron**, **Cruz Noriega**, **Eric Cerantola**, **Bailey Falter**, **Thomas Hatch**, **Stephen Kolek**, **Cruz Noriega** and **Jacob Wallace**.
- Omaha used an opener and threw a bullpen game for 8 straight series, from April 15-20 vs. Norfolk to June 4-8 vs. Iowa, using openers twice in April vs. Norfolk, again later in April against Toledo and in May at Salt Lake.

## ALL BY MYSELF

Run support was at times hard to come by for Omaha's starting pitchers in 2025.

- This season, Chasers starting pitchers received 364 runs of support over 608.0 innings, an average of 5.39 runs of support per 9.0 innings.
- Among Storm Chasers starters with at least 7 starts, **Noah Cameron** received the most run support, with an average of 7.71 runs per 9 innings ... **Rich Hill** (.64 RS/9), **John Gant** (.63 RS/9), **Dallas Keuchel** (.61 RS/9) and **Luinder Avila** (.60 RS/9) all received similar averages of support.
- There were 44 games this season in which Storm Chasers pitchers did not receive any runs of support, going 5-39 in those games ... however, the starting pitcher did not get through the 4th inning in 28 of the 44 ... of the remaining 16, there were just 2 instances where the starter completed 6.0 innings without receiving a run of support and 1 quality start: **Thomas Hatch** on July 11 vs. Toledo, a game Omaha lost 1-0.
- In games where the Storm Chasers' starter received at least 5 runs of support, the team had a 23-4 record.
- Over Omaha's final 9 games, from September 12 to 21, the starting pitchers received 5 runs of support across 32.0 innings of work ... 4 of those runs came in one game, on September 20 @ Columbus, behind 5.0 innings from **Shane Panzini** ... 20 runs scored between the 1st and 4th innings in the month of September (18 games) were the fewest in the International League ... the hitters batted just .199 (51-for-256) in the first 4 innings ... from the 5th inning on, the team hit .292 (102-for-349) with 64 runs scored (3rd in IL).

## VICTORY FIELD SCREECH

Winning 10 of 18 games against the Indians and 7 of 12 on the road, Omaha claimed the season series with Indianapolis for the 4th straight year, continuing the Chasers' dominance at Victory Field.

- Dating back to 2023, the Storm Chasers have won 21 of 27 games at Victory Field (.778 winning percentage) – the most wins Omaha has at any opposing venue over the last three years ... the Chasers' .778 winning percentage at Victory Field since 2023 is tied for the highest among all Minor League teams with at least 24 games as the visiting team at a single stadium.
- In 2023, Omaha won all 8 games it played in Indy, sweeping a 3-game series March 31 to April 2, then winning all 5 from June 6 to 10 ... in 2024, the Chasers took 6 of 7 games at Victory Field.
- Since 2021, Omaha's 3.99 ERA (146 ER in 329.1 IP) at Victory Field is the club's best among the 7 ballparks where the Chasers have played 20+ games over the last 5 seasons.
- With a 53-30 record in 83 games against the Indians since 2021, Omaha's .639 winning percentage against Indianapolis is the club's best against the 12 International League teams they have played at least 12 games against since 2021.

## CLIPPING COLUMBUS

Winning 10 of 18 games against the Clippers, the Storm Chasers captured the season series with Columbus for the 4th straight year.

- The Storm Chasers and Clippers split the season series 9-9 in 2021 ... since then, Omaha has won 11 of 18 in both 2022 and 2024, while taking 13 of 18 in 2023.
- Since joining the International League in 2021, Omaha has won 31 of 54 games at Huntington Park (.574 winning percentage) ... overall, since 2021, the Storm Chasers have won 54 of 90 games against the Clippers (.600 winning percentage).
- The Chasers' .600 winning percentage against Columbus is the club's 2nd-best mark against the 12 International League teams they have played at least 12 games against since 2021 ... it also ranks as the 10th-best winning percentage among IL teams with at least 85 games against a single opponent since 2021 (of 38 different team matchups).

## RIDING THE CYCLE

Two Storm Chasers players hit for the cycle in 2025, after the feat had not been accomplished by a Storm Chasers player in over 10 years.

- Outfielder **Drew Waters** hit for the cycle on April 2 vs. Louisville ... he singled in the 1st inning, tripled in the 3rd, hit a 3-run inside-the-park home run in the 4th and doubled in the 8th ... prior to April 2, Waters had come one hit shy of the cycle 15 times in his professional career ... Waters recorded the first cycle featuring an inside-the-park home run in the Minors since Southern Leaguers did it in back-to-back years: Montgomerly's **Jim Haley** on August 23, 2019 @ Chattanooga and Jackson's **Galli Cribbs Jr.** on April 18, 2018 vs. Birmingham; the last time it happened in Major League Baseball was over 80 years ago, on July 3, 1943, by **Leon Culberson** of the Boston Red Sox.
- Outfielder **MJ Melendez** hit for his cycle on September 11 vs. Charlotte ... he tripled in the 1st inning, homered in the 3rd, singled in the 5th and doubled in the 7th ... he had come one hit shy of a cycle 13 times in his career, including 3 times prior in 2025.
- The Omaha teammates represent 2 of 6 cycles hit in the International League this season ... there were 11 cycles recorded in Triple-A this year and 24 across the Minors ... 2 of the Triple-A cycles were recorded by former Storm Chasers: **CJ Alexander** (2024-25 Omaha) with Las Vegas on May 10 @ Reno and **Rodolfo Durán** (2025 Omaha) with El Paso on September 13 vs. Albuquerque.
- Prior to 2024, there were 3 cycles in modern Omaha history, most recently **Jimmy Paredes** on May 12, 2014 vs. New Orleans ... **Lorenzo Cain** hit for the cycle on May 14, 2011 @ Colorado Springs, and **Scott Thorman** did so on August 29, 2010 vs. Iowa.
- The Storm Chasers are one of 17 full-season Minor League teams with multiple cycles since 2021, but one of just 5 teams with more than one in the same season, joining Greenville (2022), Oklahoma City (2022), Pensacola (2023) and Vancouver (2023).

## 2ND HALF SLUGGERS

The 2nd half saw several strong performances at the plate, including a handful of players who finished the year with the Storm Chasers.

- Harold Castro** hit .310 (77-for-248) with a .926 OPS between June 24 and September 21 ... he led the team in the 2nd half with 75 hits, 16 home runs, 140 total bases, and 46 RBI.
- Carter Jensen** was promoted to Triple-A for the start of the 2nd half and hit .288 (44-for-153) with a 1.051 OPS ... he led the team with 30 walks and ranked 2nd with 14 homers and 39 RBI.
- MJ Melendez** hit .295 (62-for-210) with a .951 OPS in the 2nd half and led the Chasers with 21 doubles ... he ranked 2nd on the team with 67 hits, 130 total bases, and 28 walks.
- Bobby Dalbec** joined Omaha on August 8 and hit .252 (32-for-127) with 8 homers and 25 RBI, both of which ranked 4th on the team in the half despite joining 36 games in.
- Dairon Blanco** hit .272 (47-for-173) with an .812 OPS in the 2nd half, ranking 3rd on the team with 47 hits and 12 doubles.
- Of the 8 Storm Chasers players with at least 100 plate appearances in both halves, Melendez saw the biggest improvement from the 1st to 2nd half ... he raised his batting average by 72 points (.223 to .295), on-base percentage by 120 points (.258 to .378), slugging percentage by 175 points (.398 to .573) and OPS by 295 points (.656 to .951) ... his increases in each category led the team, while Blanco had the 2nd-best improvement in all 4 metrics.

## QUICK FACTS

## GENERAL INFORMATION

Location.....	Papillion, Nebraska
Founded.....	2011 (1969-2010: Omaha Royals/Golden Spikes)
Colors.....	Royal Blue (PMS 288), Gold (PMS 872), Light Blue (PMS 292)
League.....	International League (Since 2021)
Ownership.....	Diamond Baseball Holdings (Since 2024)
President.....	Martie Cordaro

## TEAM INFORMATION

2025 Overall Record.....	62-86 (.419 / 15 <sup>th</sup> in IL)
2025 1st Half Record.....	31-43 (.419 / 17 <sup>th</sup> in IL)
2025 2nd Half Record.....	31-43 (.419 / T-17 <sup>th</sup> in IL)
Overall Franchise Record.....	3,978-3,972 (.501)
Storm Chasers Record (2011-Pres.).....	1,003-992 (.503)
Home Record (Werner Park).....	524-474 (.525)
International League Record (2021-Pres.).....	363-355 (.506)
Franchise Playoff Record.....	57-56 (.504)

## STADIUM INFORMATION

Facility.....	Werner Park (Since November 11, 2010)
Year Opened.....	2011
First Storm Chasers Game.....	April 16, 2011 vs. Nashville Sounds
Capacity.....	9,023 (6,254 Fixed Seats)
Dimensions.....	LF 310, CF 402, RF 315

## FIELD AND SUPPORT STAFF

Manager.....	#23 Mike Jirschele (17th Year in Omaha, 34th with KC)
All Time Managerial Record.....	1,432-1,355 (.514)
Managerial Record with Omaha.....	1,214-1,239 (.495)
Pitching Coach.....	Dane Johnson (6th Year in Omaha, 6th with KC)
Asst. Pitching Coach.....	Dave Lundquist (2nd Year in Omaha, 2nd with KC)
Hitting Coach.....	Bijan Rademacher (3rd Year in Omaha, 3rd with KC)
Bench/Asst. Hitting Coach.....	#51 Darin Everson (1st Year in Omaha, 1st with KC)
Bench/1st Base Coach.....	#13 Pat Osborn (1st Year in Omaha, 1st with KC)
Athletic Trainer.....	James Stone (7th Year in Omaha, 16th with KC)
Athletic Trainer.....	Amanda Gallone (1st Year in Omaha, 1st with KC)
Strength & Conditioning.....	CJ Mikkelsen (2nd Year in Omaha, 6th with KC)
Clubhouse Coordinator.....	Mike Brown (17th Year in Omaha, 17th with KC)
Bullpen Catcher.....	Josh Mazur (14th Year in Omaha, 14th with KC)

## ROSTER BREAKDOWN

Age 22.....	3
Age 23.....	2
Age 24.....	8
Age 25.....	7
Age 26.....	15
Age 27.....	8
Age 28.....	7
Age 29.....	5
Age 30.....	5
Age 31.....	2
Age 32.....	6
Age 33.....	2
Age 34.....	1
Age 37.....	1
Age 45.....	1

Average Age.....27 Years 242 Days  
Median Age.....27

Native of Canada.....	1
Native of Cuba.....	1
Native of Dominican Republic.....	2
Native of Puerto Rico.....	1
Native of United States.....	62
Native of Venezuela.....	4

Acquired by Royals via Free Agency.....	28
(Major League).....	0 (Undrafted).....1
(Minor League).....	25 (International).....2

Acquired by Royals via Trade.....18

Acquired by Royals via First Year Player Draft.....25

(High School).....	5 (Rounds 1-2).....7 (2017 Draft).....2
	(Rounds 3-4).....4 (2018 Draft).....1
(2nd Year/College).....	1 (Rounds 5-6).....2 (2019 Draft).....3
	(Rounds 7-10).....5 (2020 Draft).....2
(3rd Year/College).....	14 (Rounds 11-13).....3 (2021 Draft).....9
	(Rounds 14-17).....4 (2022 Draft).....4
(4th+ Year/College).....	5 (Rounds 18-20).....0 (2023 Draft).....2
	(Rounds 21-40).....0 (2024 Draft).....2

## DON'T STOP ME NOW

On August 23, the Storm Chasers beat the Columbus Clippers 23-7 at Huntington Park ... this game can be argued as the Triple-A Omaha franchise's best offensive performance in the Storm Chasers era (since 2011) and one of the best in the modern era (since 2005).

- 10 home runs set a new modern franchise record, surpassing Omaha's previous mark of nine, set on July 4, 2022, vs. Toledo ... the Storm Chasers became just the 4th full-season Minor League team since 2005 to hit 10 or more homers in a game, and the first Triple-A team to do so since Las Vegas on July 26, 2019, at El Paso ... the July 4, 2022 game was also the last time multiple Omaha players hit multiple home runs in the same game – three players had two-homer games in this contest: **Drew Waters**, **MJ Melendez** and **Harold Castro**.
- The 23 runs scored were the most in the Storm Chasers era and tied a modern-era franchise record, matching a 23-5 win over the Round Rock Express on August 30, 2010 ... 23 runs were also the most scored by a Triple-A team in a game this season and the 3rd-most by any full-season team (Greensboro, August 9 @ Asheville).
- Switch-hitting outfielder Drew Waters hit two home runs – one from each side of the plate – becoming the first Triple-A Omaha player to do so since **Tim Raines Jr.** on August 20, 2009, @ Tacoma ... in that game, Raines hit a right-handed solo shot in the 4th inning and a left-handed three-run homer in the 8th ... Waters' two homers combined to travel 887 feet, the longest combined distance in a 2-homer game by a Chasers hitter since Statcast tracking was introduced to the International League in 2023.

## NO STORM CHASER LEFT BEHIND

Omaha did not leave a runner on base in an 8-1 win over the Indianapolis Indians on May 4 – the first time Omaha had done so since 2014.

- In that May 4 game vs. Indianapolis, the Storm Chasers hit 5 home runs, producing 6 of the team's 8 runs ... in the 3rd inning, a single, triple, walk, and run-scoring double play brought in 2 more runs while clearing the bases.
- In modern Omaha history (since 2005), there is only one other recorded instance of the team not leaving a runner on base: August 21, 2014 @ Tacoma, a 7-3 loss to the Rainiers.
- The last time Omaha left fewer than two runners on base was May 25, 2021, vs. Indianapolis, a 3-1 win in which the Chasers stranded just 1 runner.
- The Storm Chasers were the 1st of 3 Triple-A teams in 2025 to finish a game without leaving a runner on base, and just the 6th of 14 Minor League teams overall to do so this year.

## WALKING FREE

In 2025, Omaha pitchers had 2 games without issuing a walk as a staff, doing so twice in the span of 3 games: May 8 and 10 @ Louisville.

- Between the 6th inning on May 9 and the 2nd inning on May 11, Chasers pitchers worked 15.0 innings without allowing a walk ... between the 8th inning on May 7 and the 2nd inning on May 11, Omaha's arms walked just 3 batters in 30.0 innings (0.90 BB/9).
- A 2.26 BB/9 in the May 6-11 series in Louisville ranked as Omaha's second-lowest BB/9 in a single series in the International League era (since 2021), trailing September 13-18 at Columbus (2.25 BB/9).
- Outside of the two games in Louisville without an Omaha pitcher issuing a walk, there were 11 games in which Storm Chasers pitchers did not issue multiple walks.

## PUSHING 20

Storm Chasers outfielder **MJ Melendez** completed a 20/20/20 season with a steal of 2nd base in the 1st inning on September 20, his 20th steal of the year.

- With Omaha in 2025, Melendez hit 33 doubles and clubbed 20 homers while stealing 20 bases.
- Melendez is the 5th Triple-A Omaha player to complete a 20/20/20 season, joining **Bombo Rivera** (1982), **Dwayne Hoesy** (1994), **Dee Brown** (2000) and **Brewer Hicklen** (2022) ... he is the 9th International League player to do so since 2021 and was the 3rd in 2025, joining Louisville's **Rece Hinds** (26 2B, 24 HR, 21 SB) and Columbus' **Milan Tolentino** (20 2B, 21 HR, 20 SB).
- Since 2005, Melendez is the 5th Royals Minor Leaguer to post a 20/20/20 season, joining **Alan Moya** in 2005 (23 2B, 24 HR, 20 SB), **Alex Gordon** in 2006 (39 2B, 29 HR, 22 SB), **Bobby Witt Jr.** in 2021 (35 2B, 33 HR, 29 SB) and **Brewer Hicklen** in 2022 (30 2B, 28 HR, 35 SB).

## THE FUTURE IS HERE

Catcher **Carter Jensen** represented the Kansas City Royals on the American League roster at the 2025 All-Star Futures Game, played Saturday, July 12, in Atlanta ... Jensen caught the final four innings.

- Jensen was one of two Royals prospects on the AL roster, joined by LHP **Frank Mozzicato**, who spent much of the season with Double-A Northwest Arkansas.
- Jensen was the 14th active Omaha player selected for the All-Star Futures Game, joining **Will Klein** (2023), **Nick Pratto** (2022), **Jorge Bonifacio** (2016), **Hunter Dozier** (2016), **Cheslor Cuthbert** (2015), **Balbino Fuenmayor** (2015), **Yordano Ventura** (2013), **Wil Myers** (2012), **Jake Odorizzi** (2012), **Alexis Gomez** (2003), **Angel Berroa** (2002), **Chris George** (2001) and **Jeff Austin** (2000).
- Jensen began 2025 at NW Arkansas and played in 43 games with the Chasers, before his was contract selected by the Royals on September 1, for his MLB debut September 2 ... in 20 MLB games, he hit .300 (18-for-60) with 3 homers, 13 RBI and a .941 OPS.

## JAC ATTACK

Royals top prospect **Jac Caglianone** was promoted from Double-A Northwest Arkansas to Triple-A Omaha on May 20 and made the most of his limited time with the Storm Chasers.

- Caglianone was selected by the Royals with the 6th overall pick in the 2024 MLB Draft, announced as a two-way player.
- After 38 games in Double-A, "Cags" was with Omaha for just 2 series (12 games) before being called up to the Majors, hitting .319 (15-for-47) with 7 homers, 13 RBI and 5 walks for a 1.093 OPS.
- At the time his contract was selected by the Royals on June 3, Caglianone led Minor League Baseball in RBI (56), was tied for 3rd in MiLB in homers (15), tied for 5th in total bases (118) and 7th in hits (64) ... among qualified Minor Leaguers (min. 2.7 PA/G), he ranked 6th in slugging percentage (.593) and 9th in OPS (.982).
- Caglianone made his Triple-A debut on the road at Salt Lake, recording hits in each of his first 6 games ... he had homers in the last four games of the series – a stretch from May 22 to 25 – where he went 6-for-17 with 5 homers and 10 RBI ... his first 2 homers on May 25 traveled 459 feet, Omaha's longest of the season and the team's second-longest of the Statcast Era (since 2023).
- Cags was responsible for 5 of Omaha's 8 hardest-hit balls this season, including the hardest-hit ball of the year by a Chasers hitter – his first Triple-A home run on May 22 at 113.6MPH ... his 93.9MPH average exit velocity ranked 7th in Triple-A (min. 125 PA).
- Between May 3 and 25, Cags produced a 19-game hitting streak with NW Arkansas and Omaha, a stretch where he hit .350 (28-for-75) with a 1.141 OPS ... he also reached base in 26 games, from April 25 to May 25, with a .356 average (37-for-104) and 1.097 OPS.

## LET'S OBSERVE MERV

After a slow start at the plate in his return to Triple-A, outfielder **MJ Melendez** was one of Omaha's best hitters in 2025.

- Overall, Melendez produced his best season in the Minors since his award-winning 2021 campaign ... his 33 doubles and 20 steals set new Minor League career highs, while his 20 homers, 113 hits and 70 runs scored trailed only his 2021 season totals.
- Over his first 19 games with the Chasers (April 22 to May 14), Melendez hit just .156 (12-for-77) with a .468 OPS, with hits in 10 of those 19 games and 27 strikeouts (32.9% K%) ... in a stretch from May 16 to June 14, Melendez recorded hits in 20 of 26 games, batting .287 (29-for-101) with 6 homers, 19 RBI and 11 steals.
- Over his last 50 games (July 1 to September 21), Melendez hit .296 (61-for-206) with 19 doubles, 11 homers, 30 RBI and a .949 OPS.
- Underrated during MJ's time with Omaha were his exit velocities – his average exit velocity of 91.9MPH ranked 4th among 75 Triple-A hitters with at least 450 plate appearances this season ... El Paso's **Luis Campusano** hit the ball hardest on average, at 92.7MPH.

## BAM BAM CAM

After spending all of 2024 in Omaha, shortstop **Cam Devanney** took a significant step forward with the Storm Chasers in 2025, before eventually being traded and making his MLB debut with the Pirates.

- For his efforts with the Chasers and Indianapolis Indians, Devanney was voted the shortstop on the 2025 International League All-Star Team ... he played 103 IL games, hitting .266/.353/.493 (101-for-379) with 20 doubles, 20 homers, 66 RBI and an .846 OPS.
- In 2024, Devanney clubbed 19 homers in 136 games, producing a .781 OPS with Omaha ... in 2025, he connected on 18 homers in just 69 games, for a .931 OPS with the Storm Chasers.
- When the Royals selected Devanney's contract on July 8, he led the IL in slugging percentage (.565) and ranked 2nd in OPS (.931), while 3rd in home runs (18), tied for 4th in RBI (55) and extra-base hits, and tied for 5th in total bases (139).
- Entering 2025, Devanney had never hit a grand slam in his professional career, but "Bam Bam" hit three in a 5-game, 6-day span between May 10 and 15 ... adding home runs over 4 straight games in Salt Lake City from May 20-23, he finished the month of May with 7 homers and 26 RBI over 26 games.
- Between 2024 and 2025, Devanney's 143 runs batted in (combined between Omaha and Indianapolis) ranked 6th-most of any International League player, while his 392 total bases ranked 8th.

## HITTIN' HAROLD

Storm Chasers infielder **Harold Castro** was selected by the Omaha media and front office staff as the team's Hitter of the Year, as the infielder had a career-best year at the plate.

- Over 99 games, Castro slashed .307/.354/.538 (113-for-368) and led the team in homers (21) and RBI (65), while tied for the team lead in hits (113) ... he ranked 2nd on the team in extra-base hits (41) and total bases (198), while 3rd in doubles (18).
- In 2025, Castro set career highs in total bases, home runs, RBI, and walks (26) ... his previous season best in homers was 9 in 2019.
- Castro was the IL's August Player of the Month, hitting .433 (39-for-90) with a Minor League-best 76 total bases ... he hit a league-leading 10 homers and ranked 1st with 39 hits and 28 RBI ... in the Minors overall, he tied for 3rd in homers and ranked 5th in RBI.
- Within August, Castro produced one of the best stretches at the plate for any Minor League hitter in 2025 ... he was the IL Player of the Week in back-to-back weeks – August 11-17 and 18-24 – going 23-for-42 (.548) with 11 extra-base hits and 21 RBI, posting a 1.739 OPS in that stretch ... he had multiple hits in 7 straight games August 9 to 20, going 16-for-30 (.533) with 5 homers and 12 RBI.
- Over the final two months of the season, Castro led all qualified professional players (424 with at least 150 plate appearances between the Major and Minor Leagues) in OPS (1.192) and slugging percentage (.747), ranking 2nd in batting average (.393).



## IT'S SHOW TIME

In 2025, the Omaha Storm Chasers saw 11 players called up to make their Major League debuts, including 8 with the Kansas City Royals.

## 1. RHP Noah Murdock (Athletics)

MLB Debut: March 29 @ Seattle (1.2 IP, 0 ER, 2 K)

2025 MLB Stats: 14 G: 1-1, 13.24 ERA (25 ER in 17.0 IP), 21 K

Seasons in Omaha: 2024

## 2. UTL Tyler Tolbert (Royals)

MLB Debut: March 31 @ Milwaukee (0-for-1)

2025 MLB Stats: 64 G: .280/.321/.380 (14-for-50), 4 HR, 21 SB

Seasons in Omaha: 2024-2025

## 3. LHP Evan Sisk (Royals)

MLB Debut: April 15 @ New York, AL (1.0 IP, 0 ER, 3 K)

2025 MLB Stats, 19 G: 1-1, 3.57 ERA (7 ER in 17.2 IP), 25 K

Seasons in Omaha: 2023-2025

## 4. LHP Noah Cameron (Royals)

MLB Debut: April 30 @ Tampa Bay (6.1 IP, 0 ER, 3 K)

2025 MLB Stats: 24 GS: 9-7, 2.99 ERA (46 ER in 138.1 IP), 114 K

Seasons in Omaha: 2024-2025

## 5. INF Ryan Fitzgerald (Twins)

MLB Debut: May 16 @ Milwaukee (0-for-3)

2025 MLB Stats: 24 G: .196/.302/.457 (9-for-46), 4 HR, 9 RBI

Season in Omaha: 2024

## 6. OF John Rave (Royals)

MLB Debut: May 26 vs. Cincinnati (0-for-3, BB)

2025 MLB Stats: 72 G: .196/.283/.307 (30-for-153), 4 HR, 14 RBI

Season(s) in Omaha: 2022-2025

## 7. RHP Andrew Hoffmann (Royals)

MLB Debut: May 30 vs. Detroit (2.0 IP, 2 ER, 4 K)

2025 MLB Stats: 11 G: 1-1, 6.00 ERA (8 ER in 12.0 IP), 12 K

Season in Omaha: 2023-2025

## 8. 1B/OF Jac Caglianone (Royals)

MLB Debut: June 2 @ St. Louis (0-for-5)

2025 MLB Stats: 62 G: .157/.237/.295 (33-for-210), 7 HR, 18 RBI

Season in Omaha: 2025

## 9. RHP Luinder Avila (Royals)

MLB Debut: August 13 vs. Washington (1.0 IP, 0 ER, 1 K)

2025 MLB Stats: 13 G: 1-1, 1.29 ERA (2 ER in 14.0 IP), 16 K

Seasons in Omaha: 2024-2025

## 10. INF Cam Devanney (Pirates)

MLB Debut: August 31 @ Boston (0-for-3, BB)

2025 MLB Stats: 14 G: .139/.184/.167 (5-for-36), 1 2B, 1 RBI

Seasons in Omaha: 2024-2025

## 11. C Carter Jensen (Royals)

MLB Debut: September 2 vs. Los Angeles, AL (0-for-1)

2025 MLB Stats: 20 G: .300/.391/.550 (18-for-60), 3 HR, 13 RBI

Season in Omaha: 2025



## LET'S RAVE

Outfielder **John Rave** was a consistent presence at the top of Omaha's lineup early in the season before making his MLB debut.

At the time Rave's contract was selected by the Royals (on May 26), he led the Minor Leagues in runs scored (46) and led the league in triples (4) ... he ranked 2nd in the IL in total bases (95), tied for 3rd in extra-base hits (21), 4th in steals (17), tied for 4th in hits (52) and 6th in slugging percentage (.549).

Rave served as Omaha's leadoff hitter in 42 of the team's first 48 games and 45 times overall in 2025 ... he reached base to begin 18 of those 42 games (.422 OBP leading off the 1st inning), including 13 hits (6 singles, 3 doubles, 4 homers), 5 walks and 1 hit-by-pitch ... at the time he was called up to the Majors, his 4 leadoff homers were the most in the Minor Leagues, while his 27 total bases to lead off games ranked 2nd in the Minors.

Rave produced a career-best 16-game hitting streak from May 3 to 21, tied for the 4th-longest streak in the IL this year ... during that stretch, he hit .406 (26-for-64) with a 1.214 OPS and scored a run in all 16 games -- a new modern Omaha record, in which he scored a total of 23 runs.

## JETTING OFF WITH JENSEN

**Carter Jensen** was one of the hottest hitters in the Minors in July, following a slow start to his Triple-A career.

Among 761 Minor League hitters with at least 70 plate appearances in July, Jensen ranked 7th in OPS (1.132) and 8th in slugging percentage (.703) ... in 18 July games, he hit .318 (20-for-64) with 4 doubles, 7 homers, 21 RBI, and 13 walks ... his 21 RBI were tied for the 6th-most in the IL.

In his first week at the Triple-A level, Jensen went 1-for-22 (.045) with 10 strikeouts across 5 games from June 24 to 28 ... between July and August, however, he hit .328 (43-for-131) with 11 doubles, 13 homers, and 38 RBI ... over that two-month stretch, he led the IL in on-base percentage (.453), slugging percentage (.725), and OPS (1.178), while tying for 3rd in homers and 4th in RBI.

## SO HE WALKS A LOT ... HE GETS ON BASE A LOT!

Infielder **Nick Loftin** was an on-base machine throughout 2025.

Loftin reached base in 39 of his 43 games with the Storm Chasers, including his first 20 games of the season and 21 of his first 22 ... the 20-game on-base streak was Omaha's longest in 2025.

He drew walks in each of his first 7 games, 10 of his first 11, and 12 of his first 20 (March 28 to April 22) ... of those 17 games with a walk, he had multiple walks in 6.

At the time he was recalled by the Royals on April 27 (through 22 games), Loftin was tied for the Minor League lead with 26 walks ... he also led the league with a .485 on-base percentage, which ranked 8th in the Minors.

## CAN HE FIX IT? YES, HE CAN!

**Bobby Dalbec** joined the Storm Chasers for the final two months of the season, playing for his third IL team of the year.

Between Charlotte, Nashville and Omaha, Dalbec appeared in 105 games and hit .263 (108-for-402) with 27 doubles, 24 homers, and 82 RBI, with an .874 OPS ... he ranked 5th in the league in extra-base hits (53), tied for 6th in homers and tied for 8th in RBI (72) ... among IL qualifiers, he ranked 8th in slugging percentage (.525).

From Dalbec's Omaha debut August 9 to September 21, he ranked 2nd on the Chasers in home runs (8) and plate appearances (143) and 3rd in total bases (65), hits (32), doubles (9) and runs (20).

## DIRECT FROM DIEGO

Infielder **Diego Castillo** joined Omaha in May and compiled a sneaky good season, making a good first impression with the Chasers.

Castillo reached base in his first 14 games with the Storm Chasers, recording a hit in 11 of his first 12 ... he notched a hit and an RBI in each of his first 6 games, batting .381 (9-for-21) with 8 RBI, 7 walks, and a 1.250 OPS from May 24 to June 6.

Despite limited playing time down the stretch, Castillo made the most of his opportunities ... while he played in just 7 of the team's final 24 games (between August 24 and September 21), he hit .433 (13-for-30) in that span with 4 extra-base hits, 6 RBI, and a 1.133 OPS ... his season-long hit streak was a 9-game stretch from August 5 to September 18, during which he hit .421 (16-for-38).

He also recorded 4 consecutive multi-hit games from August 24 to September 12, going 10-for-18 (.556) over those 4 games.

## KREHBIEL CAN

Reliever **Joey Krehbiel** excelled after joining Omaha, particularly in August.

12 of his first 14 outings with the Storm Chasers were scoreless -- 5 of the first 6 runs he allowed came across on July 31 vs. Louisville.

Over 10 games in August, Krehbiel threw an Omaha season-high 12.2 scoreless innings across 10 outings, allowing 7 hits and 4 walks for a 0.87 WHIP and a .156 opponents' average.

## OH, CANADA!

Canadian reliever **Eric Cerantola** ended 2025 on a strong note, compiling 10 consecutive scoreless outings to finish the year.

Cerantola did not allow a run from August 24 to September 21 -- a 12.1-inning stretch in which he walked 3 and struck out 19.

## COMEBACK KIDS

The Storm Chasers had 37 "comeback" wins this year, meaning over half of this year's wins (60%) were games where Omaha trailed at some point.

The Chasers trailed for 3 innings or more in 14 of the comeback wins.

Omaha had 9 wins where the team overcame multiple deficits.

There were 12 games this season that the Storm Chasers won when trailing after the 6th inning.

8 of the comeback wins came against St. Paul, the most against 1 team, meaning the Chasers trailed in 8 of 9 wins over the Saints ... while 7 came against Louisville and 6 against Indianapolis.

GAME	INNINGS TRAILED	LARGEST DEFICIT/SCORE	FINAL
1. 3/29 @ IOW	4.5, Bottom 2 to End 6	5 Runs / 7-2 after Bottom 4	W, 12-7
2. 4/2 vs. LOU	2.5, Top 1 to Middle 3	2 Runs / 2-0 after Top 1	W, 12-6
3. 4/3 vs. LOU	0.5, Top 4 to Middle 4	1 Run / 1-0 after Top 4	W, 5-3
4. 4/12 @ STP	1.5, Bottom 1 to End 2	3 Runs / 3-0 after Bottom 2	W, 7-5
5. 4/13 @ STP	4.5, Bottom 3 to End 7	1 Run / 2-1 after Bottom 3	W, 5-3
6. 4/15 vs. NOR	5.5, Top 3 to Middle 8	5 Runs / 9-3 after Top 5	W, 9-8
7. 4/17 vs. NOR	1.5, Top 7 to Middle 8	1 Run / 2-1 after Top 7	W, 4-2
8. 4/18 vs. NOR	5.5, Top 1 to Middle 6	4 Runs / 5-1 after Top 4	W, 10-8
9. 4/30 vs. IND	3.5, Bottom 2 to End 8	4 Runs / 6-2 after Top 5	W, 9-6
10. 5/8 @ LOU	3.5, Bottom 2 to End 5	1 Run / 1-0 after Bottom 2	W, 6-1
11. 5/9 @ LOU	0.5, Bottom 2 to End 2	1 Run / 2-1 after Bottom 2	W, 5-2
12. 5/16 vs. COL	1.0, Top 2 to Middle 2	1 Run / 1-0 after Top 2	W, 9-7
13. 5/27 vs. STP	4.5, Top 1 to Middle 5	4 Runs / 4-0 after Top 4	W, 7-5
14. 5/31 vs. STP	0.5, Top 4 to Middle 4	1 Run / 2-1 after Top 4	W, 5-2
15. 6/1 vs. STP	1.5, Top 1 to Middle 2	2 Runs / 2-0 after Top 1	W, 6-3
16. 6/6 vs. IOW	0.5, Top 2 to Middle 2	1 Run / 1-0 after Top 2	W, 9-5 (7)
17. 6/10 @ TOL	1.5, Bottom 1 to End 2	5 Runs / 5-0 after Bottom 1	W, 9-8
18. 6/25 @ IND	5.5, Bottom 2 to End 7	5 Runs / 5-0 after Bottom 4	W, 7-5 (10)
19. 7/1 @ IOW	0.5, Bottom 5 to End 5	1 Run / 4-3 after Bottom 4	W, 10-7
20. 7/5 vs. IOW	1.5, Top 2 to Middle 3	1 Run / 1-0 after Top 2	W, 8-4
21. 7/9 vs. TOL	0.5, Top 1 to Middle 1	1 Run / 1-0 after Top 1	W, 13-7
22. 7/29 vs. LOU	0.5, Top 1 to Middle 1	1 Run / 1-0 after Top 1	W, 5-2
23. 8/1 vs. LOU	1.5, Top 1 to Middle 2	1 Run / 1-0 after Top 1	W, 1-0
24. 8/5 vs. IND	2.0, Bottom 4 to End 4	1 Run / 3-2 after Bottom 4	W, 7-6 (10)
25. 8/6 vs. IND	1.5, Bottom 1 to End 2	1 Run / 1-0 after Bottom 1	W, 5-4
26. 8/9 vs. IND	0.5, Bottom 4 to End 4	1 Run / 2-1 after Bottom 4	W, 10-4
27. 8/12 vs. STP	4.5, Top 2 to Middle 3	1 Run / 1-0 after Top 1	W, 8-7
28. 8/16 vs. STP	6.0, Top 3 to Middle 5	2 Runs / 2-0 after Top 5	W, 4-3
29. 8/17 vs. STP	6.0, Top 2 to Middle 4	4 Runs / 5-1 after Top 3	W, 12-11
30. 8/20 @ COL	2.5, Bottom 5 to End 7	2 Runs / 5-3 after Bottom 5	W, 6-5
31. 8/22 @ COL	3.0, Bottom 4 to End 5	2 Runs / 2-0 after Bottom 5	W, 5-4
32. 8/26 vs. LHV	5.5, Top 1 to Middle 1	3 Runs / 6-3 after Top 3	W, 11-9
33. 9/9 vs. CLT	2.5, Top 1 to Middle 2	1 Run / 1-0 after Top 1	W, 7-1
34. 9/10 vs. CLT	2.0, Top 1 to Middle 2	1 Run / 1-0 after Top 1	W, 3-2
35. 9/11 vs. CLT	2.5, Top 1 to Middle 3	1 Run / 1-0 after Top 1	W, 11-3
36. 9/13 vs. CLT	5.0, Top 5 to Middle 5	1 Run / 1-0 after Top 1	W, 8-3
37. 9/19 @ COL	0.5, Bottom 5 to End 5	1 Run / 3-2 after Bottom 5	W, 7-5

## NEBRASKA &amp; IL CITIES

NEBRASKA TOWN/VILLAGE	INTERNATIONAL LEAGUE CITY	POP.	DIFF.
Norfolk, NE - 26,147	Norfolk, VA - 230,930	204,783	
Columbus, NE - 24,464	Columbus, OH - 913,175	888,711	
St. Paul, NE - 2,427	St. Paul, MN - 303,820	301,393	
Syracuse, NE - 1,974	Syracuse, NY - 145,560	143,586	
Louisville, NE - 1,408	Louisville, KY - 622,981	621,573	
Memphis, NE - 110	Memphis, TN - 618,639	618,529	

## STORM CHASERS IN 2025 ASG

PLAYER (TEAM)	SEASON(S) WITH OMAHA
1. Jason Adam (SD)	2014, 2018
19 Appearances: 3-1, 4 SV, 1.93 ERA (6 ER in 28.0 IP), 26 K	
2. Ryan O'Hearn (BAL)	2017-21
268 Games: .260/.341/.484 (251-for-967), 61 2B, 50 HR, 158 RBI	
3. Bobby Witt Jr. (KC)	2021
62 Games: .285/.352/.581 (72-for-253), 24 2B, 17 HR, 44 RBI	
4. Brent Rooker (ATH)	2022
20 Games: .338/.424/.775 (27-for-80), 8 2B, 9 HR, 32 RBI	
5. Maikel Garcia (KC)	2022-23
64 Games: .263/.343/.421 (68-for-259), 17 2B, 8 HR, 45 RBI	
6. Kris Bubic (KC)	2022, 2024
12 Appearances: 1-3, 3.95 ERA (18 ER in 41.0 IP), 46 K	

## 2025 CHASERS STARTERS

SPLIT	GAMES	RECORD
With LHP	34	17-17 (.500)
With RHP	114	45-69 (.395)
29 or Younger	87	34-53 (.391)
30 or Older	61	28-33 (.459)

LONGEST 2+ HITTING STREAKS  
(MODERN OMAHA HISTORY, SINCE 2005)

PLAYER	STREAK	DATES	AVG OPS
1. Harold Castro	7	8/9/25 - 8/20/25	.533 1.709
Nick Loftin	7	8/3/24 - 8/10/24	.517 1.238
Johnny Giavotella	7	8/3/14 - 8/10/14	.483 1.200
4. 7 Players Tied	6		

## HOME RUN STREAKS

PLAYER	STREAK	HR	OPS	DATES
Cam Devanney	4	4	1.600	May 20-23
Jac Caglianone	4	5	1.603	May 22-25
Harold Castro	4	5	1.991	August 14-19

TRIPLE-A AVERAGE EXIT VELO  
(MIN. 150 PA)











PLAYER	TEAM	AVG EV (MPH)	AVG PA
1. Bryce Eldridge	SAC	95.0	.249 286
Roman Anthony	WOR	95.0	.288 265
3. Spencer Jones	SWB	94.8	.274 298
4. Carter Jensen	OMA	94.0	.288 184
Samuel Basallo	NOR	94.0	.270 321

TRIPLE-A AVERAGE EXIT VELO  
(MIN. 400 PA)










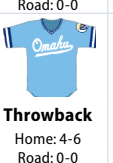






PLAYER	TEAM	AVG EV (MPH)	AVG PA
1. Luis Campusano	ELP	92.7	.336 475
2. Jose Rojas	SWB	92.0	.287 517
Carson Mckusker	STP	92.0	.246 438
4. MJ Melendez	OMA	91.9	.261 480
5. Vimal Machin	NOR	91.8	.286 505

## 2025 UNIFORM RECORDS

## STANDARD UNIFORMS (AUTHENTIC COLLECTION)

 <b>Blue Vortex</b> (13-21) Home: 13-21 Road: 0-0	 <b>Blue O-Bolt</b> (34-43) Home: 3-1 Road: 31-42	 <b>Powder SC</b> (8-10) Home: 8-9 Road: 0-1	 <b>Powder O</b> (0-0) Home: 0-0 Road: 0-0	 <b>Black O-Bolt</b> (8-10) Home: 2-4 Road: 0-0
 <b>Home White</b> (11-20) Home: 11-20 Road: 0-0	 <b>Road Grey</b> (19-26) Home: 0-0 Road: 19-26	 <b>Blue O-Bolt</b> (12-11) Home: 3-1 Road: 9-10	 <b>Powder Blue</b> (11-16) Home: 8-9 Road: 3-7	 <b>Black O-Bolt</b> (0-0) Home: 0-0 Road: 0-0

## SPECIALTY/THEME UNIFORMS

 <b>Black O-Bolt</b> Home: 2-4 Road: 0-0	 <b>Throwback</b> Home: 4-5 Road: 0-0	 <b>Patriotic</b> (0-2) Home: 0-1 Road: 0-1	 <b>Runza</b> Home: 1-0 Road: 0-0	 <b>Oat Milkery</b> Home: 0-1 Road: 0-0	 <b>Star Wars</b> Home: 1-0 Road: 0-0	 <b>Salute to Corn</b> Home: 1-0 Road: 0-0	 <b>Harry Potter</b> Home: 0-1 Road: 0-0
 <b>Community</b> Home: 1-3 Road: 0-0	 <b>Throwback</b> Home: 4-6 Road: 0-0	 <b>Patriotic</b> Home: 1-1 Road: 0-0	 <b>Runza</b> Home: 1-0 Road: 0-0	 <b>Oat Milkery</b> Home: 0-1 Road: 0-0	 <b>Star Wars</b> Home: 1-0 Road: 0-0	 <b>Salute to Corn</b> Home: 1-0 Road: 0-0	 <b>Harry Potter</b> Home: 0-1 Road: 0-0

## 2025 INTERNATIONAL LEAGUE TEAM-BY-TEAM

	BUF	CLT	COL	DUR	GWN	IND	IOW	JAX	LHV	LOU	MEM	NAS	NOR	OMA	ROC	SWB	STP	SYR	TOL	WOR
Buffalo Bisons		4-2	5-5	3-3	0-0	4-2	3-3	0-0	7-11	0-0	0-4	0-0	0-0	<b>1-2</b>	12-9	4-14	1-5	9-15	0-0	8-10
Charlotte Knights	2-4		0-0	4-11	9-6	0-0	0-0	6-12	4-2	0-0	9-9	5-13	8-10	<b>1-5</b>	2-4	5-1	0-0	3-3	4-2	0-0
Columbus Clippers	5-5	0-0		0-0	3-3	9-9	8-7	1-5	1-5	7-11	0-0	0-0	0-0	<b>8-10</b>	0-6	0-0	9-7	0-0	10-11	3-2
Durham Bulls	3-3	11-4	0-0		8-10	0-0	0-0	12-6	0-6	0-0	10-8	9-9	9-5	<b>6-0</b>	4-2	4-2	0-0	0-0	0-0	5-7
Gwinnett Strippers	0-0	6-9	3-3	10-8		2-10	0-0	4-11	3-3	3-9	8-10	8-16	12-6	<b>0-0</b>	0-0	0-0	4-2	0-0	0-0	0-0
Indianapolis Indians	2-4	0-0	9-9	0-0	10-2		9-7	0-0	0-0	13-5	3-3	5-4	0-0	<b>8-10</b>	0-0	3-3	9-6	4-2	11-7	0-0
Iowa Cubs	3-3	0-0	7-8	0-0	0-0	7-9		0-0	0-0	8-10	0-0	2-4	0-0	<b>16-5</b>	0-0	0-0	12-12	1-5	8-10	3-3
Jacksonville Jumbo Shrimp	0-0	12-6	5-1	6-12	11-4	0-0	0-0		0-0	0-0	9-9	12-3	12-12	<b>0-0</b>	8-4	0-0	0-0	7-5	0-0	7-5
Lehigh Valley IronPigs	11-7	2-4	5-1	6-0	3-3	0-0	0-0	0-0		0-0	0-0	0-0	10-2	<b>4-1</b>	10-10	11-10	0-0	12-12	4-2	9-9
Louisville Bats	0-0	0-0	11-7	0-0	9-3	5-13	10-8	0-0	0-0		4-5	4-8	2-4	<b>9-9</b>	0-0	3-3	10-5	0-0	4-14	0-0
Memphis Redbirds	4-0	9-9	0-0	8-10	10-8	3-3	0-0	9-9	0-0	5-4		6-12	12-6	<b>0-0</b>	4-2	0-0	4-2	0-0	2-1	0-0
Nashville Sounds	0-0	13-5	0-0	9-9	16-8	4-5	4-2	3-12	0-0	8-4	12-6		10-7	<b>0-0</b>	0-0	6-5	0-0	0-0	0-0	0-0
Norfolk Tides	0-0	10-8	0-0	5-9	6-12	0-0	0-0	12-12	2-10	4-2	6-12	7-10		<b>2-3</b>	5-1	0-0	3-3	1-2	0-0	0-0
Omaha Storm Chasers	<b>2-1</b>	<b>5-1</b>	<b>10-8</b>	<b>0-6</b>	<b>0-0</b>	<b>10-8</b>	<b>5-16</b>	<b>0-0</b>	<b>1-4</b>	<b>9-9</b>	<b>0-0</b>	<b>0-0</b>	<b>3-2</b>		<b>0-0</b>	<b>0-0</b>	<b>9-9</b>	<b>0-6</b>	<b>7-11</b>	<b>0-0</b>
Rochester Red Wings	9-12	4-2	6-0	2-4	0-0	0-0	0-0	4-8	10-10	0-0	2-4	0-0	1-5	<b>0-0</b>		5-11	0-0	9-9	1-5	6-18
Scranton/Wilkes-Barre RailRiders	14-4	1-5	0-0	2-4	0-0	3-3	0-0	0-0	10-11	3-3	0-0	5-6	0-0	<b>0-0</b>	11-5		4-2	17-7	2-4	15-6
St. Paul Saints	5-1	0-0	7-9	0-0	2-4	6-9	12-12	0-0	0-0	5-10	2-4	0-0	3-3	<b>9-9</b>	0-0	2-4		0-0	6-12	2-4
Syracuse Mets	15-9	3-3	0-0	0-0	0-0	2-4	5-1	5-7	12-12	0-0	0-0	0-0	2-1	<b>6-0</b>	9-9	7-17	0-0		0-0	11-10
Toledo Mud Hens	0-0	2-4	11-10	0-0	0-0	7-11	10-8	0-0	2-4	14-4	1-2	0-0	0-0	<b>11-7</b>	5-1	4-2	12-6	0-0		4-2
Worcester Red Sox	10-8	0-0	2-3	7-5	0-0	0-0	3-3	5-7	9-9	0-0	0-0	0-0	0-0	<b>0-0</b>	18-6	6-15	4-2	10-11	2-4	

### RECENT SERIES RESULTS VS. BUF

YEAR	@ OMA	@ BUF	TOTAL
2021	-	-	N/A
2022	-	-	N/A
2023	-	-	N/A
2024	-	3-3	3-3
2025	-	2-1	2-1

### RECENT SERIES RESULTS VS. CLT

YEAR	@ OMA	@ CLT	TOTAL
2021	-	-	N/A
2022	-	-	N/A
2023	-	-	N/A
2024	-	-	N/A
2025	5-1	-	5-1

### RECENT SERIES RESULTS VS. COL

YEAR	@ OMA	@ COL	TOTAL
2021	2-4	7-5	9-9
2022	7-5	4-2	11-7
2023	6-0	7-5	13-5
2024	5-1	6-6	11-7
2025	3-3	7-5	10-8

### RECENT SERIES RESULTS VS. DUR

YEAR	@ OMA	@ DUR	TOTAL
2021	-	-	N/A
2022	-	-	N/A
2023	-	-	N/A
2024	-	-	N/A
2025	0-6	-	0-6

### RECENT SERIES RESULTS VS. GWN

YEAR	@ OMA	@ GWN	TOTAL
2021	-	-	N/A
2022	-	-	N/A
2023	1-5	1-4	2-9
2024	5-1	-	5-1
2025	-	-	N/A

### RECENT SERIES RESULTS VS. IND

YEAR	@ OMA	@ IND	TOTAL
2021	9-2	3-3	12-5
2022	7-5	2-4	9-9
2023	4-5	8-0	12-5
2024	4-2	6-1	10-3
2025	3-3	7-5	10-8

### RECENT SERIES RESULTS VS. IOW

YEAR	@ OMA	@ IOW	TOTAL
2021	9-9	15-7	24-16
2022	3-5	3-9	6-14
2023	2-9	6-4	8-13
2024	7-5	5-4	12-9
2025	3-7	2-9	5-16

### RECENT SERIES RESULTS VS. JAX

YEAR	@ OMA	@ JAX	TOTAL
2021	-	-	N/A
2022	-	-	N/A
2023	-	-	N/A
2024	5-1	-	5-1
2025	-	-	N/A

### RECENT SERIES RESULTS VS. LHV

YEAR	@ OMA	@ LHV	TOTAL
2021	-	-	N/A
2022	2-4	-	2-4
2023	-	-	N/A
2024	-	-	N/A
2025	1-4	-	1-4

### RECENT SERIES RESULTS VS. LOU

YEAR	@ OMA	@ LOU	TOTAL
2021	4-2	-	4-2
2022	4-2	6-6	10-8
2023	5-7	0-6	4-13
2024	6-6	3-3	9-9
2025	6-6	3-3	9-9

### RECENT SERIES RESULTS VS. MEM

YEAR	@ OMA	@ MEM	TOTAL
2021	-	-	N/A
2022	-	3-3	3-3
2023	2-4	-	2-4
2024	3-3	2-4	5-7
2025	-	-	N/A

### RECENT SERIES RESULTS VS. NAS

YEAR	@ OMA	@ NAS	TOTAL
2021	-	-	N/A
2022	-	-	N/A
2023	-	2-4	2-4
2024	-	2-4	2-4
2025	-	-	N/A

### RECENT SERIES RESULTS VS. NOR

YEAR	@ OMA	@ NOR	TOTAL
2021	-	-	N/A
2022	-	-	N/A
2023	-	-	N/A
2024	-	-	N/A
2025	3-2	-	3-2

### RECENT SERIES RESULTS VS. ROC

YEAR	@ OMA	@ ROC	TOTAL
2021	-	-	N/A
2022	-	3-3	3-3
2023	-	4-2	4-2
2024	-	3-3	3-3
2025	-	-	N/A

### RECENT SERIES RESULTS VS. SWB

YEAR	@ OMA	@ SWB	TOTAL
2021	-	-	N/A
2022	3-3	-	3-3
2023	-	3-3	3-3
2024	-	-	N/A
2025	-	-	N/A

### RECENT SERIES RESULTS VS. STP

YEAR	@ OMA	@ STP	TOTAL
2021	6-6	9-9	15-15
2022	7-5	6-9	13-4
2023	7-5	2-4	9-9
2024	2-4	7-5	9-9
2025	-	-	N/A

### RECENT SERIES RESULTS VS. SYR

YEAR	@ OMA	@ SYR	TOTAL
2021	-	-	N/A
2022	-	3-3	3-3
2023	-	-	N/A
2024	-	-	N/A
2025	-	0-6	0-6

### RECENT SERIES RESULTS VS. TOL

YEAR	@ OMA	@ TOL	TOTAL
2021	7-5	2-4	9-9
2022	7-5	1-5	8-10
2023	6-6	2-4	8-10
2024	9-3	5-1	14-4
2025	1-5	6-6	7-11

### RECENT SERIES RESULTS VS. WOR

YEAR	@ OMA	@ WOR	TOTAL
2021	-	-	N/A
2022	-	-	N/A
2023	-	-	N/A
2024	-	-	N/A
2025	-	-	N/A





### OMAHA vs. COLUMBUS

2025 vs. Columbus.....10-8 (.556)  
in Papillion.....3-3 (.500)  
in Columbus.....7-5 (.583)

DATE	SITE	RESULT	WIN	LOSS	SAVE
5/13	OMA	W, 9-3	C. Champlain	R. Webb	-
5/14	OMA	W, 8-3	T. Hatch	D. Nikhazy	-
5/15	OMA	L, 14-10	P. Mushinski	L. Avila	-
5/16	OMA	W, 9-7	A. Hoffmann	A. Misiaszek	-
5/17	OMA	L, 8-2	W. Dion	E. Bosacker	-
5/18	OMA	L, 9-6	M. Hickman	N. Murdock	N. Enright
8/19	COL	W, 9-4	C. Champlain	A. Davenport	-
8/20	COL	W, 6-5	R. Hendrix	P. Mushinski	J. Bowlan
8/21	COL	L, 9-5	J. Leftwich	S. Kolek	-
8/22	COL	W, 5-4	B. Johnson	T. Stephan	J. Bowlan
8/23	COL	W, 23-7	J. Gant	W. Dion	-
8/24	COL	W, 7-3	B. Johnson	T. McKenzie	-
9/16	COL	L, 9-2	R. Webb	S. Turnbull	-
9/17	COL	L, 3-0	A. Davenport	J. Gant	-
9/18	COL	W, 7-5	B. Way	T. Burns	-
9/19	COL	L, 7-4 (10)	B. Hanner	J. Wallace	-
9/20	COL	W, 8-7	S. Panzini	D. Espino	N. Robertson
9/21	COL	L, 3-1	R. Webb	S. Turnbull	D. Nikhazy

### OMAHA vs. LOUISVILLE

2025 vs. Louisville.....9-9 (.500)  
in Omaha.....6-6 (.500)  
in Louisville.....3-3 (.500)

DATE	SITE	RESULT	WIN	LOSS	SAVE
4/1	OMA	L, 7-3	A. Busenitz	S. Cruz	-
4/2	OMA	W, 12-6	N. Cameron	C. Petty	-
4/3	OMA	W, 5-3	J. Fernandez	A. Busenitz	-
4/4	OMA	W, 8-2	T. Guerrero	D. Parrish	-
4/5	OMA	L, 4-0	A. Wilkerson	C. Champlain	-
4/6	OMA	L, 7-5 (10)	L. Richardson	A. Cox	-
5/6	LOU	L, 9-1	C. Petty	N. Cameron	-
5/7	LOU	L, 6-5	S. Benschoter	R. Brady	Z. Maxwell
5/8	LOU	W, 6-1	T. Hatch	R. Wynne	-
5/9	LOU	W, 5-2	J. Wallace	A. Plutko	J. Bowlan
5/10	LOU	W, 9-0	L. Avila	D. Parrish	-
5/11	LOU	L, 4-3	A. Diaz	E. Sisk	-
7/29	OMA	W, 5-2	J. Gant	H. Greene	J. Krehbiel
7/30	OMA	W, 4-2	D. Keuchel	B. Van Belle	S. Nogosek
7/31	OMA	L, 14-2	C. Petty	J. Dunn	-
8/1	OMA	W, 7-3	B. Sears	J. Franco	-
8/2	OMA	L, 9-0	A. Plutko	C. Champlain	S. Benschoter
8/3	OMA	L, 3-2	I. Gibaut	S. Kolek	B. Farmer

### OMAHA vs. BUFFALO

2025 vs. Buffalo.....2-1 (.667)  
in Omaha.....1-4 (.200)  
in Buffalo.....2-1 (.667)

DATE	SITE	RESULT	WIN	LOSS	SAVE
7/18	BUF	W, 7-3	S. Nogosek	A. Macko	M. Fulmer
7/19	BUF	L, 3-2	E. Lucas	J. Dunn	A. Garrett
7/20	BUF	W, 8-6	T. Hatch	A. Kloffenstein	M. Fulmer

### OMAHA vs. LEHIGH VALLEY

2025 vs. Lehigh Valley.....1-4 (.200)  
in Omaha.....1-4 (.200)  
in Allentown.....0-0 (.)

DATE	SITE	RESULT	WIN	LOSS	SAVE
8/26	OMA	W, 11-9	R. Hendrix	S. Johnson	S. Nogosek
8/27	OMA	L, 15-3	D. Sweet	B. Way	-
8/28	OMA	L, 10-7	N. Hoffman	S. Nogosek	M. Lazar
8/29	OMA	L, 11-4	L. Sims	R. Hendrix	-
8/30	OMA	L, 7-6 (5)	J. Waguespack	L. Avila	-
8/31	OMA	Canceled/Rain			

### OMAHA vs. INDIANAPOLIS

2025 vs. Indianapolis.....10-8 (.556)  
in Omaha.....3-3 (.500)  
in Indianapolis.....7-5 (.584)

DATE	SITE	RESULT	WIN	LOSS	SAVE
4/29	OMA	L, 9-7	T. Harrington	L. Avila	T. Rainey
4/30	OMA	W, 9-6	A. Simonelli	Y. Ramirez	E. Sisk
5/1	OMA	L, 7-2	B. Chandler	R. Ramsey	-
5/2	OMA	L, 6-0	B. Ashcraft	T. Hatch	-
5/3	OMA	W, 5-1	R. Brady	C. Fulmer	-
5/4	OMA	W, 8-1	L. Avila	T. Harrington	-
6/24	IND	L, 9-1	H. Barco	T. Hatch	-
6/25	IND	W, 7-5 (10)	A. Hoffmann	C. Sanders	E. Sisk
6/26	IND	W, 17-2	R. Hill	T. Harrington	-
6/27	IND	L, 2-0	E. Yean	S. Nogosek	Y. Ramirez
6/28	IND	L, 12-1	D. Moreta	J. Gant	-
6/29	IND	L, 3-2	M. Darrell-Hicks	J. Fernandez	T. Rainey
8/5	IND	W, 7-6 (10)	R. Hill	E. Yean	B. Johnson
8/6	IND	W, 5-4	J. Gant	D. Fellows	M. Fulmer
8/7	IND	L, 4-2	M. Darrell-Hicks	C. Champlain	C. Holderman
8/8	IND	W, 2-1	B. Johnson	T. Harrington	J. Krehbiel
8/9	IND	W, 10-4	S. Kolek	N. Dombkowski	-
8/10	IND	W, 6-1	D. Keuchel	B. Chandler	-

### OMAHA vs. ST. PAUL

2025 vs. St. Paul.....9-9 (.500)  
in Omaha.....6-6 (.500)  
in St. Paul.....3-3 (.500)

DATE	SITE	RESULT	WIN	LOSS	SAVE
4/8	STP	W, 3-0	N. Cameron	Z. Matthews	S. Cruz
4/9	STP	L, 3-2	C. Lewis	J. Fernandez	A. Misiewicz
4/10	STP	L, 13-4	K. Funderburk	T. Guerrero	-
4/11	STP	L, 6-3	A. Speas	T. Clarke	K. Bischoff
4/12	STP	W, 7-5	A. Cox	J. Whorff	E. Sisk
4/13	STP	W, 5-3	E. Cerantola	H. Ynoa	J. Fernandez
5/27	OMA	W, 7-5	B. Johnson	R. Dobnak	T. Richards
5/28	OMA	L, 5-2	S. Woods	H. Williams	T. Adams
5/29	OMA	L, 3-1	R. Jensen	S. Long	A. Misiewicz
5/30	OMA	L, 9-8	D. McCaughan	J. Fernandez	A. Speas
5/31	OMA	W, 5-2	R. Hendrix	A. Morris	E. Sisk
6/1	OMA	W, 6-3	R. Hill	R. Jensen	T. Richards
8/12	OMA	W, 8-7	R. Hendrix	J. Whorff	-
8/13	OMA	L, 8-3	C. MacLeod	C. Champlain	-
8/14	OMA	L, 14-5	M. Raya	E. Bosacker	-
8/15	OMA	L, 10-2	A. Morris	S. Kolek	-
8/16	OMA	W, 4-3	J. Krehbiel	C. Lewis	-
8/17	OMA	W, 12-11	E. Cerantola	T. Baker	J. Krehbiel

### OMAHA vs. CHARLOTTE

2025 vs. Charlotte.....5-1 (.833)  
in Omaha.....5-1 (.833)  
in Charlotte.....0-0 (.)

DATE	SITE	RESULT	WIN	LOSS	SAVE
9/9	OMA	W, 7-1	S. Panzini	M. Clevinger	-
9/10	OMA	W, 3-2	S. Nogosek	G. Schoenle	E. Cerantola
9/11	OMA	W, 11-3	J. Gant	E. McKendry	-
9/12	OMA	W, 10-1	N. Robertson	K. Tyler	-
9/13	OMA	W, 8-3	C. Martinez	D. Davitt	-
9/14	OMA	L, 8-0	M. Clevinger	S. Panzini	-

### OMAHA vs. NORFOLK

2025 vs. Norfolk.....3-2 (.600)  
in Omaha.....3-2 (.600)  
in Norfolk.....0-0 (.)

DATE	SITE	RESULT	WIN	LOSS	SAVE
4/15	OMA	W, 9-8	J. Wallace	C. Martin	J. Bowlan
4/16	OMA	L, 15-6	T. Ward	C. Noriega	-
4/17	OMA	W, 4-2	J. Fernandez	G. Wolfram	J. Bowlan
4/18	OMA	W, 10-8	A. Cox	N. Richmond	J. Fernandez
4/19	OMA	L, 11-1	R. Contreras	A. Simonelli	-
4/20	OMA	Canceled/Rain			

### OMAHA vs. IOWA

2025 vs. Iowa.....5-16 (.238)  
in Omaha.....3-6 (.333)  
in Des Moines.....2-10 (.167)

DATE	SITE	RESULT	WIN	LOSS	SAVE
3/28	IOW	L, 6-3	B. Kriske	T. Guerrero	D. Palencia
3/29	IOW	W, 12-7	J. Bowlan	B. Hughes	-
3/30	IOW	Postponed/Rain			
6/3	OMA	Postponed/Rain			
6/4 [G1]	OMA	L, 1-0 (7)	C. Noland	S. Long	M. Fulmer
6/4 [G2]	OMA	L, 4-0 (7)	K. Maeda	N. Murdock	P. Bickford
6/5	OMA	L, 8-5	W. Sanders	H. Williams	L. Little
6/6 [G1]	OMA	L, 5-3 (7)	R. Martin	C. Champlain	J. Neely
6/6 [G2]	OMA	W, 9-5 (7)	S. Nogosek	T. Romero	-
6/7	OMA	W, 6-5	R. Hill	P. Solomon	A. Hoffmann
6/8	OMA	L, 7-3	B. Kriske	B. Johnson	-
7/1	IOW	W, 10-7	J. Bowlan	T. Romero	-
7/2	IOW	L, 10-6	W. Sanders	R. Hill	-
7/3	IOW	L, 12-3	C. Noland	C. Champlain	-
7/4	OMA	L, 7-2	C. Kachmar	S. Nogosek	-
7/5	OMA	W, 8-4	T. Hatch	K. Maeda	-
7/6	OMA	L, 9-5	L. Little	J. Dunn	-
9/2	IOW	L, 12-0	A. Gomber	B. Kudrna	-
9/3	IOW	L, 4-3	E. Morgan	J. Krehbiel	G. Hollowell
9/4	IOW	L, 4-3	Z. Pop	C. Martinez	N. Pearson
9/5	IOW	L, 12-11	G. Hollowell	G. Hartlieb	-
9/6	IOW	L, 5-3	E. Morgan	J. Gant	N. Pearson
9/7	IOW	L, 5-3	A. Gomber	C. Ragans	J. Wicks

### OMAHA vs. TOLEDO

2025 vs. Toledo.....7-11 (.389)  
in Omaha.....1-5 (.167)  
in Toledo.....6-6 (.500)

DATE	SITE	RESULT	WIN	LOSS	SAVE
4/22	TOL	L, 9-8 (13)	R. Unroe	R. Hendrix	-
4/23	TOL	L, 8-4	M. Seelinger	A. Hoffmann	-
4/24	TOL	L, 4-3	P. Poulin	J. Fernandez	-
4/25	TOL	Postponed/Rain			
4/26 [G1]	TOL	L, 3-1	M. Manning	R. Hendrix	A. Chafin
4/26 [G2]	TOL	L, 4-1	R. Vanasco	A. Simonelli	R. Miller
4/27	TOL	L, 2-0	M. Seelinger	T. Hatch	P. Poulin
6/10	TOL	W, 9-8	J. Wallace	L. Lockhart	A. Hoffmann
6/11	TOL	W, 6-1	J. Gant	T. Melton	-
6/12	TOL	W, 7-0	T. Hatch	D. Enns	-
6/13	TOL	W, 2-0 (5)	C. Champlain	N. Margevicius	-
6/14	TOL	W, 6-2	R. Hill	R. Olson	-
6/15	TOL	W, 7-0	R. Hendrix	L. Lockhart	-
7/8	OMA	L, 12-8	W. Hernandez	R. Hill	-
7/9	OMA	W, 13-7	C. Champlain	N. Margevicius	-
7/10	OMA	L, 3-2	P. Poulin	E. Sisk	D. Sommers
7/11	OMA	L, 1-0	B. Horn	B. Sears	M. Seelinger
7/12	OMA	L, 7-6	R. Miller	B. Johnson	W. Go
7/13	OMA	L, 6-1	G. Hartlieb	R. Hill	W. Hernandez

### OMAHA vs. DURHAM

2025 vs. Durham.....0-6 (.000)  
in Omaha.....0-6 (.000)  
in Durham.....0-0 (.)

DATE	SITE	RESULT	WIN	LOSS	SAVE
6/17	OMA	L, 7-1	J. Rock	J. Gant	-
6/18	OMA	L, 7-2	K. Gibson	T. Hatch	-
6/19	OMA	L, 8-4	J. Boyle	C. Champlain	-
6/20	OMA	L, 12-3	I. Seymour	R. Hill	-
6/21	OMA	L, 8-7	C. Wilcox	A. Hoffmann	-
6/22	OMA	L, 7-6	A. Vernon	E. Cerantola	M. Englert

### OMAHA vs. SYRACUSE

2025 vs. Syracuse.....0-6 (.000)  
in Omaha.....0-6 (.000)  
in Syracuse.....0-6 (.000)

DATE	SITE	RESULT	WIN	LOSS	SAVE
7/22	SYR	L, 4-3	P. Blackburn	C. Champlain	T. Adcock
7/23	SYR	L, 8-4	J. Fernandez	J. Gant	-
7/24	SYR	L, 6-2	N. McLean	D. Keuchel	-
7/25	SYR	L, 8-2	B. Sproat	J. Dunn	-
7/26	SYR	L, 6-3	D. Orellana	T. Hatch	J. Merryweather
7/27	SYR	L, 2-1	J. Hagenman	M. Fulmer	-

## 2025 HITTING STATISTICS

PLAYER	AVG	G	AB	R	H	TB	2B	3B	HR	RBI	BB	IBB	SO	SB	CS	OBP	SLG	OPS	PA	SAC	SF	HBP	GIDP	E
Becker, Colton	.000	1	1	0	0	0	0	0	0	0	0	0	1	0	0	.000	.000	.000	1	0	0	0	0	0
Biggio, Cavan	.285	41	151	26	43	70	11	2	4	23	20	0	37	1	1	.375	.464	.839	176	0	2	3	1	<b>8</b>
Blanco, Dairon	.253	77	257	49	65	104	13	1	8	26	24	0	64	<b>32</b>	3	.332	.405	.737	295	<b>5</b>	1	<b>7</b>	2	1
Caglianone, Jac	.357	28	112	26	40	79	6	0	11	29	12	<b>1</b>	20	1	0	.426	.705	1.131	129	0	2	3	1	2
Canha, Mark	.222	9	27	5	6	10	1	0	1	1	6	0	9	0	0	.364	.370	.734	33	0	0	0	0	0
Castillo, Diego	.283	54	191	34	54	81	9	0	6	26	26	0	41	0	3	.369	.424	.793	217	0	0	0	3	4
Castro, Harold	<b>.307</b>	99	368	54	<b>113</b>	198	18	2	<b>21</b>	<b>65</b>	26	0	78	7	2	<b>.354</b>	<b>.538</b>	<b>.892</b>	403	<b>5</b>	2	2	7	6
Dalbec, Bobby	.252	32	127	20	32	65	9	0	8	25	13	<b>1</b>	50	1	0	.336	.512	.848	143	0	0	3	4	5
Devanney, Cam	.272	69	246	41	67	139	14	2	18	55	34	0	70	3	1	.366	.565	.931	288	1	3	4	2	7
Diaz, Isan	.189	39	132	16	25	47	1	0	7	18	19	0	38	0	0	.294	.356	.650	154	1	1	1	3	2
Dickerson, Dustin	.316	11	38	6	12	14	2	0	0	4	6	0	5	1	0	.413	.368	.781	46	0	1	1	1	2
Gentry, Tyler	.206	86	291	39	60	108	17	2	9	34	28	0	89	4	1	.284	.371	.655	332	1	<b>6</b>	6	<b>9</b>	1
Gordon, Nick	.260	16	50	5	13	16	3	0	0	4	5	0	18	2	1	.327	.320	.647	55	0	0	0	2	2
Groshans, Jordan	.200	8	20	4	4	6	2	0	0	2	4	0	3	0	0	.360	.300	.660	25	0	0	1	1	1
Hayes, Kyle	.143	9	21	3	3	4	1	0	0	2	4	0	10	0	0	.310	.190	.500	29	0	2	2	0	2
Jensen, Carter	.288	43	153	32	44	99	11	1	14	39	30	<b>1</b>	52	3	0	.404	.647	1.051	184	1	0	0	5	6
Loflin, Nick	.303	43	152	30	46	70	12	0	4	24	39	0	24	12	1	.447	.461	.908	197	0	3	3	4	6
Maile, Luke	.280	24	82	13	23	29	3	0	1	12	18	0	22	2	0	.416	.354	.770	101	0	0	1	3	0
Martin, Rudy	.192	7	26	2	5	9	1	0	1	1	0	0	4	0	1	.192	.346	.538	26	0	0	0	1	0
Massey, Michael	.258	25	97	13	25	42	5	0	4	11	6	0	21	0	0	.321	.433	.754	106	0	0	3	3	1
Melendez, MJ	.261	107	<b>433</b>	<b>70</b>	<b>113</b>	<b>212</b>	<b>33</b>	3	20	64	39	0	<b>135</b>	20	<b>8</b>	.323	.490	.813	<b>480</b>	0	5	3	2	4
O'Keefe, Brian	.158	43	146	17	23	40	5	0	4	10	15	0	43	2	0	.236	.274	.510	162	1	0	0	4	6
Pratto, Nick	.196	<b>114</b>	372	49	73	123	19	2	9	42	<b>46</b>	0	125	8	0	.289	.331	.620	423	1	1	3	4	<b>8</b>
Rave, John	.285	60	235	57	67	121	13	<b>4</b>	11	34	32	0	61	19	1	.373	.515	.888	274	3	2	2	1	2
Tolbert, Tyler	.265	29	98	20	26	40	5	0	3	14	9	0	30	11	4	.339	.408	.747	115	3	2	3	0	1
Tresh, Luca	.259	72	243	24	63	115	16	3	10	37	21	0	59	3	0	.321	.473	.794	271	3	2	2	4	1
Velázquez, Nelson	.202	33	114	12	23	43	0	1	6	14	16	0	33	4	1	.298	.377	.675	131	0	1	0	1	1
Waters, Drew	.236	54	208	34	49	84	10	2	7	29	21	0	67	7	1	.309	.404	.713	231	1	0	1	8	2
Wierner, Joey	.182	72	253	32	46	79	6	0	9	38	34	0	79	12	1	.291	.312	.603	296	0	3	6	4	1
Wilson, Peyton	.223	84	278	26	62	86	13	1	3	31	34	0	85	12	2	.309	.309	.618	319	2	3	2	2	6
<b>TOTALS</b>	<b>.249</b>	<b>148</b>	<b>4922</b>	<b>759</b>	<b>1225</b>	<b>2133</b>	<b>259</b>	<b>26</b>	<b>199</b>	<b>714</b>	<b>587</b>	<b>3</b>	<b>1373</b>	<b>167</b>	<b>32</b>	<b>.334</b>	<b>.433</b>	<b>.767</b>	<b>5642</b>	<b>28</b>	<b>42</b>	<b>62</b>	<b>82</b>	<b>105</b>

**BOLD** = Team Leader (min. 400 PA)

## 2025 PITCHING STATISTICS

PLAYER	W	L	ERA	G	GS	CG	SHO	GF	HLD	SV	SVO	IP	H	R	ER	HR	HB	BB	IBB	SO	AVG	WP	BK	GIDP	TBF
Ackenhausen, Nate	0	0	3.00	5	2	0	0	0	0	0	0	9.0	8	3	3	1	1	7	0	11	.229	0	0	0	43
Avila, Luinder	2	3	5.23	14	9	0	0	0	0	0	0	53.1	48	32	31	7	3	23	0	61	.236	0	1	1	231
Bosacker, Ethan	0	2	4.91	10	4	0	0	1	1	0	0	25.2	31	16	14	2	3	10	0	14	.298	1	1	2	118
Bowlan, Jonathan	3	0	2.25	24	0	0	0	13	2	5	8	36.0	23	9	9	1	2	11	2	45	.178	2	0	2	142
Brady, Ryan	1	1	6.23	8	0	0	0	1	0	0	2	13.0	18	9	9	0	1	8	0	11	.367	1	0	2	61
Cameron, Noah	2	1	3.31	7	7	0	0	0	0	0	0	32.2	24	13	12	4	2	13	0	38	.207	1	0	4	133
Castillo, Diego	0	0	13.50	1	0	0	0	1	0	0	0	0.2	0	1	1	0	0	4	0	0	.000	0	0	0	6
Cerantola, Eric	2	2	4.04	38	1	0	0	13	9	1	1	49.0	40	24	22	4	3	24	0	63	.223	4	0	3	213
Champlain, Chandler	4	9	7.84	29	25	1	1	0	0	0	0	119.1	160	113	104	20	7	51	0	100	.317	4	2	8	565
Clarke, Taylor	0	1	4.40	10	0	0	0	2	2	0	1	14.1	12	9	7	1	0	5	0	9	.226	0	0	2	59
Cox, Austin	2	1	3.55	11	0	0	0	1	1	0	0	12.2	11	6	5	3	0	6	0	18	.224	0	0	0	55
Cruz, Steven	0	1	2.45	7	0	0	0	2	0	1	1	7.1	6	2	2	0	1	2	0	10	.222	2	0	0	30
Dunn, Justin	0	4	10.34	6	4	0	0	0	0	0	0	15.2	23	23	18	4	1	16	0	17	.343	4	0	1	86
Erceg, Lucas	0	0	0.00	1	0	0	0	0	0	0	0	1.0	0	0	0	0	0	0	0	0	.000	0	0	0	3
Falter, Bailey	0	0	0.00	2	2	0	0	0	0	0	0	2.1	1	0	0	0	0	3	0	4	.125	0	0	0	11
Fernández, Junior	2	5	4.93	31	0	0	0	11	4	2	5	38.1	33	25	21	2	3	26	0	53	.234	10	0	2	175
Fulmer, Michael	0	1	5.89	15	0	0	0	9	1	3	4	18.1	20	13	12	2	1	7	1	18	.278	0	0	3	80
Gant, John	5	5	6.00	19	19	0	0	0	0	0	0	81.0	93	57	54	12	2	45	0	69	.286	8	1	5	375
Guerrero, Tyson	1	2	5.91	3	3	0	0	0	0	0	0	10.2	11	11	7	1	2	4	0	16	.256	0	0	0	49
Hartlieb, Geoff	0	1	9.00	7	0	0	0	2	1	0	0	8.0	14	8	8	0	0	4	0	10	.424	0	0	2	38
Hatch, Thomas	5	6	4.22	18	18	0	0	0	0	0	0	91.2	93	43	43	9	4	28	0	78	.262	1	1	9	388
Heasley, Jonathan	0	0	13.50	4	0	0	0	1	0	0	0	4.0	9	6	6	1	0	0	0	2	.429	1	0	1	22
Hendrix, Ryan	5	3	7.71	30	0	0	0	8	2	0	1	37.1	40	35	32	4	9	29	0	52	.267	0	0	1	189
Hill, Rich	4	4	5.36	9	9	0	0	0	0	0	0	42.0	43	28	25	9	3	25	0	48	.264	2	2	3	192
Hoffmann, Andrew	3	3	2.25	32	0	0	0	16	4	2	5	40.0	35	16	10	2	0	10	0	55	.230	5	0	2	165
Johnson, Brandon	4	2	6.75	37	2	0	0	12	2	1	1	49.1	57	38	37	15	5	24	0	46	.288	1	0	3	228
Keuchel, Dallas	2	1	3.53	7	7	0	0	0	0	0	0	35.2	38	18	14	3	0	12	0	30	.264	2	0	2	156
Kolek, Stephen	1	3	6.63	5	5	0	0	0	0	0	0	19.0	30	15	14	2	2	10	0	20	.357	2	0	3	96
Krehbiel, Joey	1	1	4.09	20	0	0	0	13	1	3	4	22.0	23	11	10	1	0	9	1	17	.261	2	0	1	99
Kudrna, Ben	0	1	14.29	4	3	0	0	0	0	0	0	11.1	14	18	18	3	1	17	0	10	.326	1	1	1	63
Long, Sam	0	2	10.00	11	0	0	0	1	3	0	2	9.0	12	12	10	2	0	10	0	11	.300	1	0	0	50
Lynch IV, Daniel	0	0	0.00	1	0	0	0	0	1	0	0	2.0	1	0	0	0	0	0	0	3	.143	0	0	0	7
Martinez, Chazz	1	1	5.64	22	0	0	0	2	4	0	0	30.1	29	20	19	2	3	17	0	32	.250	4	2	4	139
Murdock, Noah	0	2	6.00	16	0	0	0	4	2	0	1	21.0	22	19	14	2	1	13	0	20	.265	4	1	2	99
Nogosek, Stephen	3	3	4.87	41	5	0	0	8	3	2	3	57.1	57	31	31	8	4	25	0	60	.258	2	1	6	251
Noriega, Cruz	0	1	12.00	12	1	0	0	1	1	0	1	18.0	29	24	24	4	1	16	0	20	.354	3	0	0	100
Panzini, Shane	2	1	4.76	5	5	0	0	0	0	0	0	22.2	25	20	12	7	0	15	0	13	.269	2	0	0	109
Pratto, Nick	0	0	0.00	1	0	0	0	1	0	0	0	1.0	1	0	0	0	0	0	0	0	.333	0	0	1	3
Ragans, Cole	0	1	1.35	2	2	0	0	0	0	0	0	6.2	3	1	1	1	0	2	0	14	.130	1	0	0	25
Ramsey, Ryan	0	1	7.88	2	2	0	0	0	0	0	0	8.0	10	7	7	1	2	7	0	6	.313	1	0	0	42
Richards, Trevor	0	0	1.69	10	0	0	0	4	1	2	2	10.2	14	2	2	1	0	5	0	11	.318	2	0	1	49
Robertson, Nick	1	0	4.41	9	0	0	0	1	0	1	1	16.1	13	8	8	3	1	4	0	14	.213	0	0	1	66
Sears, Ben	1	1	3.21	9	0	0	0	1	0	0	0	14.0	16	6	5	2	1	6	0	15	.276	0	0	0	65
Simonelli, Anthony	1	2	5.40	10	3	0	0	1	1	0	0	15.0	11	11	9	2	0	13	0	18	.200	3	0	1	69
Sisk, Evan	0	2	3.77	31	0	0	0	13	2	4	5	28.2	37	14	12	4	1	9	0	36	.296	0	1	1	135
Turnbull, Spencer	0	2	6.38	4	3	0	0	0	0	0	0	18.1	17	13	13	1	2	12	0	17	.250	1	1	2	83
Wallace, Jacob	3	1	4.46	26	1	0	0	2	2	0	0	42.1	34	24	21	5	0	17	1	45	.224	4	0	6	172
Way, Beck	1	1	6.87	23	0	0	0	2	2	0	1	38.0	42	29	29	7	7	26	0	24	.292	4	0	7	179
Williams, Henry	0	2	10.13	2	2	0	0	0	0	0	0	8.0	9	9	9	1	2	8	0	6	.281	2	0	0	43
Wright, Kyle	0	0	6.23	4	4	0	0	0	0	0	0	13.0	13	9	9	2	0	9	0	14	.255	1	0	1	61
TOTALS	62	86	5.49	148	148	1	5	147	52	27	49	1281.0	1353	861	782	168	81	647	5	1304	.269	89	15	96	581



#	PITCHERS (48)	ACTIVE DATES	SEASON-ENDING TEAM (IF NOT OMAHA)
38	Nate Ackenhausen	5/18-6/9	Northwest Arkansas Naturals (KC - AA)
25	Luinder Avila	3/28-5/26 , 8/4-8/10 , 8/16-8/31	KANSAS CITY ROYALS
62	Jonathan Bowlan	3/28-4/23 , 5/1-5/17 , 6/7-6/10 , 6/20-7/5 , 8/3-8/23	KANSAS CITY ROYALS
61, 55	Ethan Bosacker	5/17-5/26 , 6/6-6/9 , 7/18-8/17	Northwest Arkansas Naturals (KC - AA)
55	Ryan Brady	4/17-5/15	Omaha (AAA) 60-Day Injured List
52	Noah Cameron	3/28-4/29 , 5/2-5/16	KANSAS CITY ROYALS
63	<b>Eric Cerantola</b>	4/8-6/23 , 8/4-	
56	<b>Chandler Champlain</b>	3/28-	
45	Taylor Clarke	3/28-4/30	KANSAS CITY ROYALS
54	Austin Cox	3/28-5/2	Gwinnett Stripers (ATL - AAA)
46, 57	Steven Cruz	3/28-4/10 , 9/9-9/18	KANSAS CITY ROYALS
25	Justin Dunn	6/28-8/1	
43	Lucas Erceg	6/8-6/10	KANSAS CITY ROYALS
37	<b>Bailey Falter</b>	9/18-	
40	Junior Fernandez	3/28-7/1	
21	Michael Fulmer	7/3-8/15	Tacoma Rainiers (SEA - AAA)
53	John Gant	5/20-9/17	Omaha (AAA) Development List
16	Tyson Guerrero	3/28-4/17	Omaha (AAA) Full Season Injured List
48	<b>Geoff Hartlieb</b>	8/27-	
37	Thomas Hatch	3/28-6/4 , 6/10-7/28	MINNESOTA TWINS
41	<b>Jonathan Heasley</b>	9/9-	
26	<b>Ryan Hendrix</b>	4/14-6/27 , 7/31-	
48	Rich Hill	5/28-7/21	
57	Andrew Hoffmann	3/28-5/27 , 6/6-7/17 , 7/23-7/26	Reno Aces (AZ - AAA)
61	<b>Brandon Johnson</b>	5/27-	
60	Dallas Keuchel	7/12-8/19	
33	Stephen Kolek	8/1-8/28 , 8/31-9/3	KANSAS CITY ROYALS
52	<b>Joey Krehbiel</b>	7/23-	
22	Ben Kudrna	8/18-9/12	Omaha (AAA) Development List
16	Sam Long	5/23-6/19	KANSAS CITY ROYALS
41	Daniel Lynch IV	7/20-8/2	KANSAS CITY ROYALS
40	<b>Chazz Martinez</b>	7/7-	
54	Noah Murdock	5/14-7/13	Omaha (AAA) 60-Day Injured List
36	<b>Stephen Nogosek</b>	5/7-	
47	Cruz Noriega	3/28-4/26 , 5/1-5/26	Kansas City Monarchs (American Association)
21	<b>Shane Panzini</b>	8/26-	
53, 45	<b>Ryan Ramsey</b>	4/30-5/1 , 9/18-	
43	Anthony Simonelli	3/28-5/4	Omaha (AAA) Full Season Injured List
55	Cole Ragans	9/7-9/16	KANSAS CITY ROYALS
21	Trevor Richards	5/8-6/6	Reno Aces (AZ - AAA)
54	<b>Nick Robertson</b>	8/14-	
59	Ben Sears	6/28-8/4	Northwest Arkansas Naturals (KC - AA)
46	<b>Spencer Turnbull</b>	8/30-	
22	Evan Sisk	3/28-4/12 , 4/26-5/16 , 5/28-7/30	PITTSBURGH PIRATES
58	<b>Jacob Wallace</b>	3/28-4/6 , 4/11-6/24 , 8/22-8/29 , 9/13-	
43	<b>Beck Way</b>	6/26-	
59	Henry Williams	5/27-6/5	Northwest Arkansas Naturals (KC - AA)
47	Kyle Wright	6/3-6/22 , 6/23-6/30	Omaha (AAA) 7-Day Injured List
#	CATCHERS (5)	ACTIVE DATES	SEASON-ENDING TEAM (IF NOT OMAHA)
14, 18, 16	<b>Kyle Hayes</b>	7/7-7/17 , 8/13-8/25 , 9/2-	
17	Carter Jensen	6/23-8/31	KANSAS CITY ROYALS
60	Luke Maile	3/28-5/1 , 5/27-7/3	KANSAS CITY ROYALS
33	Brian O'Keefe	3/28-6/22	Lake Country DockHounds (American Association)
11	<b>Luca Tresh</b>	3/28-	
#	INFIELDERS (15)	ACTIVE DATES	SEASON-ENDING TEAM (IF NOT OMAHA)
22, 24	Colton Becker	5/17-5/18 , 7/27-7/28	Northwest Arkansas Naturals (KC - AA)
18	Cavan Biggio	5/27-7/24	Salt Lake Bees (LAA - AAA)
9	<b>Diego Castillo</b>	5/23-8/26 , 8/30-	
1	<b>Harold Castro</b>	3/28-5/12 , 6/18-	
19	<b>Bobby Dalbec</b>	8/8-	
24	Cam Devanney	3/28-4/15 , 4/24-7/7	PITTSBURGH PIRATES
24	<b>Isan Diaz</b>	7/29-	
7	Dustin Dickerson	4/16-4/30	Northwest Arkansas Naturals (KC - AA)
0	Nick Gordon	4/8-4/30	
14	Jordan Groshans	3/31-4/6 , 5/15-5/18 , 7/23-7/27	Omaha (AAA) 7-Day Injured List
12, 55	<b>Nick Loftin</b>	3/28-4/26 , 5/1-5/22 , 9/18-	
16	Michael Massey	6/24-7/3 , 7/22-8/1 , 8/9-8/24	KANSAS CITY ROYALS
32, 35	<b>Nick Pratto</b>	3/28-	
3	Tyler Tolbert	3/28-3/30 , 5/2-6/9	KANSAS CITY ROYALS
6	<b>Peyton Wilson</b>	4/29-	
#	OUTFIELDERS (10)	ACTIVE DATES	SEASON-ENDING TEAM (IF NOT OMAHA)
44	<b>Dairon Blanco</b>	4/29- 5/15 , 6/2-	
41, 14	Jac Caglianone	5/19-6/1 , 8/12-8/31	KANSAS CITY ROYALS
18, 22	Mark Canha	4/15-4/18 , 8/12-8/17	
28	<b>Tyler Gentry</b>	3/28-7/21 , 7/27-	
7	Rudy Martin	7/25-8/4	Northwest Arkansas Naturals (KC - AA)
4	<b>MJ Melendez</b>	4/20-7/22 , 8/3-	
2	John Rave	3/28-5/25 , 8/25-9/17	KANSAS CITY ROYALS
17	Nelson Velázquez	3/28-5/27	Indianapolis Indians (PIT - AAA)
8	<b>Drew Waters</b>	3/28-4/8 , 7/8-	
19	Joey Wiemer	3/28-5/10 , 5/21 -7/30	MIAMI MARLINS

Active Players = Bold

MLB Rehab Appearances = Red Dates

## OMAHA STORM CHASERS OPENING DAY ROSTER

PITCHERS (15)	B/T	Ht	Wt	BORN (AGE)	HOMETOWN
25 Luinder Avila <sup>(40)</sup>	R/R	6'3"	195	8/21/2001 (23)	Caracas, Venezuela
62 Jonathan Bowlan <sup>(40)</sup>	R/R	6'6"	235	12/1/1996 (28)	Memphis, Tennessee
52 Noah Cameron <sup>(40)</sup>	L/L	6'3"	220	7/17/1999 (25)	St. Joseph, Missouri
56 Chandler Champlain	R/R	6'5"	220	7/23/1999 (25)	Dana Point, California
45 Taylor Clarke	R/R	6'4"	220	5/13/1993 (31)	Ashburn, Virginia
54 Austin Cox	L/L	6'4"	235	3/28/1997 (28)	Forsyth, Georgia
46 Steven Cruz <sup>(40)</sup>	R/R	6'7"	223	6/15/1999 (25)	Salcedo, DR
40 Junior Fernandez	R/R	6'3"	230	3/2/1997 (28)	Santo Domingo Centro, DR
16 Tyson Guerrero	L/L	6'1"	188	2/16/1999 (25)	Chehalis, Washington
37 Thomas Hatch	R/R	6'1"	200	9/29/1994 (30)	Tulsa, Oklahoma
57 Andrew Hoffmann	R/R	6'5"	205	2/2/2000 (25)	Plainfield, Illinois
47 Cruz Noriega	R/R	6' 1"	175	10/1/1997 (27)	Porlamar, Venezuela
43 Anthony Simonelli	R/R	6'2"	200	12/23/1998 (26)	Winchester, Virginia
22 Evan Sisk <sup>(40)</sup>	L/L	6'2"	195	4/23/1997 (27)	Chester, South Carolina
58 Jacob Wallace	R/R	6'1"	190	8/13/1998 (26)	Lawrence, Massachusetts
CATCHERS (3)	B/T	Ht	Wt	BORN	HOMETOWN
60 Luke Maile	R/R	6'3"	240	2/6/1991 (34)	Edgewood, Kentucky
33 Brian O'Keefe	R/R	6'1"	215	7/15/1993 (31)	Albany, New York
11 Luca Tresh	R/R	5' 11"	193	1/11/2000 (25)	Safety Harbor, Florida
INFIELDERS (5)	B/T	Ht	Wt	BORN	HOMETOWN
1 Harold Castro	L/R	6'0"	190	11/30/1993 (31)	Caracas, Venezuela
24 Cam Devanney	R/R	6'1"	195	4/13/1997 (37)	Nashua, New Hampshire
12 Nick Loftin <sup>(40)</sup>	R/R	6'1"	200	9/25/1998 (26)	Corpus Christi, Texas
32 Nick Pratto	L/L	6'1"	230	10/6/1998 (26)	Huntington Beach, California
3 Tyler Tolbert	R/R	6'0"	160	1/27/1998 (27)	Birmingham, Alabama
OUTFIELDERS (5)	B/T	Ht	Wt	BORN	HOMETOWN
28 Tyler Gentry <sup>(40)</sup>	R/R	6'0"	215	2/1/1999 (26)	Arlington, Tennessee
2 John Rave	L/L	5'9"	200	12/30/1997 (27)	Bloomington, Illinois
17 Nelson Velázquez	R/R	6'1"	225	12/26/1998 (26)	Carolina, Puerto Rico
8 Drew Waters <sup>(40)</sup>	S/R	6'2"	200	12/30/1998 (26)	Woodstock, Georgia
19 Joey Wiemer <sup>(40)</sup>	R/R	6'4"	226	2/11/1999 (26)	Temperance, Michigan

(D)

(IL)

(R)

<sup>(40)</sup>

Development List

Injured List

Rehab Assignment

40-Man Roster

## 2025 STORM CHASERS NUMERICAL ROSTER

0 Nick Gordon	18 Kyle Hayes	37 Thomas Hatch	53 John Gant
1 Harold Castro	19 Joey Wiemer	37 Bailey Falter	54 Austin Cox
2 John Rave	19 Bobby Dalbec	38 Nate Ackenhausen	54 Noah Murdock
3 Tyler Tolbert	21 Michael Fulmer	40 Junior Fernandez	54 Nick Robertson
4 MJ Melendez	21 Trevor Richards	40 Chazz Martinez	55 Ryan Brady
6 Peyton Wilson	21 Shane Panzini	41 Daniel Lynch IV	55 Ethan Bosacker
7 Dustin Dickerson	22 Evan Sisk	41 Jonathan Heasley	55 Cole Ragans
7 Rudy Martin	22 Mark Canha	43 Anthony Simonelli	56 Chandler Champlain
8 Drew Waters	22 Ben Kudrna	43 Lucas Erceg	57 Andrew Hoffmann
9 Diego Castillo	24 Cam Devanney	43 Beck Way	57 Steven Cruz
11 Luca Tresh	24 Colton Becker	44 Dairon Blanco	58 Jacob Wallace
12 Nick Loftin	24 Isan Díaz	45 Taylor Clarke	59 Henry Williams
14 Jordan Groshans	25 Luinder Avila	45 Ryan Ramsey	59 Ben Sears
14 Jac Caglianone	25 Justin Dunn	46 Spencer Turnbull	60 Luke Maile
16 Tyson Guerrero	26 Ryan Hendrix	47 Cruz Noriega	60 Dallas Keuchel
16 Sam Long	28 Tyler Gentry	47 Kyle Wright	61 Brandon Johnson
16 Michael Massey	33 Brian O'Keefe	48 Rich Hill	62 Jonathan Bowlan
17 Nelson Velázquez	33 Stephen Kolek	48 Geoff Hartlieb	63 Eric Cerantola
17 Carter Jensen	35 Nick Pratto	52 Noah Cameron	
18 Cavan Biggio	36 Stephen Nogosek	52 Joey Krehbiel	




## OMAHA STORM CHASERS END OF SEASON ROSTER

PITCHERS (15+1+2)	B/T	Ht	Wt	BORN (AGE)	HOMETOWN
63 Eric Cerantola <sup>(40)</sup>	R/R	6'5"	230	5/2/2000 (25)	Montreal, Québec, Canada
56 Chandler Champlain	R/R	6'4"	225	7/23/1999 (26)	Dana Point, California
37 Bailey Falter <sup>(R)</sup> <sup>(40)</sup>	R/L	6'4"	205	4/24/1997 (28)	Chino Hills, California
53 John Gant <sup>(D)</sup>	R/R	6'4"	200	8/6/1992 (33)	Wesley Chapel, Florida
48 Geoff Hartlieb	R/R	6'5"	240	12/9/1993 (31)	Highland, Illinois
41 Jonathan Heasley	R/R	6'3"	225	1/27/1997 (28)	Plano, Texas
26 Ryan Hendrix	R/R	6'3"	215	12/16/1994 (30)	Cypress, Texas
61 Brandon Johnson	R/R	6'0"	195	6/12/1999 (26)	Cottondale, Alabama
52 Joey Krehbiel	R/R	6'3"	250	12/20/1992 (32)	Seminole, Florida
22 Ben Kudrna <sup>(D)</sup>	R/R	6' 3"	175	1/30/2003 (22)	Overland Park, Kansas
40 Chazz Martinez	L/L	6'3"	210	1/6/2000 (25)	San Pedro, California
36 Stephen Nogosek	R/R	6'2"	205	1/11/1995 (30)	Roseville, California
21 Shane Panzini	R/R	6'3"	220	10/30/2001 (23)	Spring Lake, New Jersey
46 Spencer Turnbull	R/R	6'3"	210	9/18/1992 (32)	Madison, Mississippi
45 Ryan Ramsey	R/L	6'0"	195	1/18/2001 (24)	Montvale, New Jersey
54 Nick Robertson	R/R	6'6"	235	7/16/1998 (27)	Callaway, Virginia
43 Beck Way	R/R	6'4"	200	8/6/1999 (26)	Mechanicsburg, Pennsylvania
58 Jacob Wallace	R/R	6'1"	190	8/13/1998 (27)	Methuen, Massachusetts
CATCHERS (2+1)	B/T	Ht	Wt	BORN	HOMETOWN
18 Kyle Hayes	R/R	6'2"	190	10/8/1997 (27)	Vienna, Virginia
16 Omar Hernández <sup>(D)</sup>	R/R	5'10"	170	12/10/2001 (23)	La Habana, Cuba
11 Luca Tresh	R/R	6'1"	190	1/11/2000 (25)	Safety Harbor, Florida
INFIELDERS (6)	B/T	Ht	Wt	BORN	HOMETOWN
9 Diego Castillo	R/R	5'11"	185	10/28/1997 (27)	Barquisimeto, Venezuela
1 Harold Castro	L/R	6'0"	190	11/30/1993 (31)	Caracas, Venezuela
19 Bobby Dalbec	R/R	6'3"	225	6/29/1995 (30)	Parker, Colorado
24 Isan Díaz	L/R	5'10"	200	5/27/1996 (29)	Springfield, Massachusetts
35 Nick Pratto	L/L	6'1"	225	10/6/1998 (26)	Huntington Beach, California
6 Peyton Wilson	S/R	5'9"	180	11/1/1999 (25)	Hoover, Alabama
OUTFIELDERS (5)	B/T	Ht	Wt	BORN	HOMETOWN
44 Dairon Blanco <sup>(40)</sup>	R/R	6'0"	215	4/26/1993 (32)	Florida, Cuba
28 Tyler Gentry	R/R	6'2"	215	2/1/1999 (26)	Arlington, Tennessee
55 Nick Loftin <sup>(40)</sup>	R/R	6'1"	190	9/25/1998 (26)	Corpus Christi, Texas
4 MJ Melendez <sup>(40)</sup>	L/R	6'1"	200	11/29/1998 (26)	Daytona Beach, Florida
8 Drew Waters <sup>(40)</sup>	S/R	6'2"	200	12/30/1998 (26)	Woodstock, Georgia

## PRO-NUN-SEE-AY-SHUNS

NATE ACKENHAUSEN ( <i>ACK-in-howz-in</i> )	GEOFF HARTLIEB ( <i>jeff HART-leeb</i> )
LUINDER AVILA ( <i>loo-IN-durr AH-vee-lah</i> )	JONATHAN HEASLEY ( <i>HEEZ-lee</i> )
CAVAN BIGGIO ( <i>cav-in bee-zhee-oh</i> )	DALLAS KEUCHEL ( <i>KY-kull</i> )
DAIRON BLANCO ( <i>DYE-rone</i> )	STEPHEN KOLEK ( <i>COLE-ick</i> )
ETHAN BOSACKER ( <i>BO-sack-er</i> )	JOEY KREHBIEL ( <i>KRAY-bull</i> )
JONATHAN BOWLAN ( <i>boh-lin</i> )	BEN KUDRNA ( <i>kooder-NAH</i> )
BOBBY DALBEC ( <i>DAHL-beck</i> )	LUKE MAILE ( <i>MAY-lee</i> )
MARK CANHA ( <i>CAN-uh</i> )	CRUZ NORIEGA ( <i>nor-ee-AY-ga</i> )
JAC CAGLIANONE ( <i>cag-lee-own</i> )	STEPHEN NOGOSEK ( <i>nuh-GOH-sick</i> )
ERIC CERANTOLA ( <i>sair-ann-TOE-la</i> )	SHANE PANZINI ( <i>pan-zee-nee</i> )
CHANDLER CHAMPLAIN ( <i>sham-plain</i> )	NICK PRATTO ( <i>praw-toh</i> )
CAM DEVANNEY ( <i>duh-VAY-nee</i> )	COLE RAGANS ( <i>ray-gins</i> )
ISAN DÍAZ ( <i>ee-SAHN</i> )	ANTHONY SIMONELLI ( <i>SY-MON-ell-ee</i> )
LUCAS ERCEG ( <i>ERR-seg</i> )	NELSON VELÁZQUEZ ( <i>veh-LAZZ-kezz</i> )
JORDAN GROSHANS ( <i>grow-shens</i> )	JOEY WIEMER ( <i>WEE-mer</i> )



							
0 Nick Gordon	1 Harold Castro	2 John Rave	3 Tyler Tolbert	4 MJ Melendez	6 Peyton Wilson	7 Dustin Dickerson	7 Rudy Martin
							
8 Drew Waters	9 Diego Castillo	11 Luca Tresh	12 Nick Loftin	14 Jordan Groshans	14 Jac Caglianone	16 Tyson Guerrero	16 Sam Long
							
16 Michael Massey	17 Nelson Velázquez	17 Carter Jensen	18 Cavan Biggio	18 Kyle Hayes	19 Joey Wiemer	19 Bobby Dalbec	21 Trevor Richards
							
21 Michael Fulmer	21 Shane Panzini	22 Evan Sisk	22 Mark Canha	22 Ben Kudrna	24 Cam Devanney	24 Colton Becker	24 Isan Díaz
							
25 Luinder Avila	25 Justin Dunn	26 Ryan Hendrix	28 Tyler Gentry	33 Brian O'Keefe	33 Stephen Kolek	35 Nick Pratto	36 Stephen Nogosek
							
37 Thomas Hatch	37 Bailey Falter	38 Nate Ackenhausen	40 Junior Fernandez	40 Chazz Martinez	41 Daniel Lynch IV	41 Jonathan Heasley	43 Anthony Simonelli
							
43 Lucas Erceg	43 Beck Way	44 Dairon Blanco	45 Taylor Clarke	45 Ryan Ramsey	46 Spencer Turnbull	47 Cruz Noriega	47 Kyle Wright
							
48 Rich Hill	48 Geoff Hartlieb	52 Noah Cameron	52 Joey Krehbiel	53 John Gant	54 Austin Cox	54 Noah Murdock	54 Nick Robertson
							
55 Ryan Brady	55 Ethan Bosacker	55 Cole Ragans	56 Chandler Champlain	57 Andrew Hoffmann	57 Steven Cruz	58 Jacob Wallace	59 Henry Williams
							
59 Ben Sears	60 Luke Maile	60 Dallas Keuchel	61 Brandon Johnson	62 Jonathan Bowlan	63 Eric Cerantola		

## 2025 BREAKING ROSTER

(8 UNDERLINED PLAYERS ENDED SEASON ON OMAHA'S ACTIVE ROSTER, 3 BOLDDED PLAYERS WERE ACTIVE ALL SEASON)

**Pitchers (15):** RHP Luinder Avila, RHP Jonathan Bowlan, LHP Noah Cameron, RHP **Chandler Champlain**, RHP Taylor Clarke, LHP Austin Cox, RHP Steven Cruz, RHP Junior Fernandez, LHP Tyson Guerrero, RHP Thomas Hatch, RHP Andrew Hoffmann, RHP Cruz Noriega, RHP Anthony Simonelli, LHP Evan Sisk, RHP Jacob Wallace

**Catchers (3):** Luke Maile, Brian O'Keefe, **Luca Tresh**

**Infielders (5):** Harold Castro, Cam Devanney, Nick Loftin, **Nick Pratto**, Tyler Tolbert

**Outfielders (5):** Tyler Gentry, John Rave, Nelson Velázquez, Drew Waters, Joey Wiemer

### 1ST HALF TRANSACTIONS (98)

DATE	PLAYER	TRANSACTION	DATE	PLAYER	TRANSACTION
3/27	Kansas City Royals announce 2025 Breaking Roster		50.	– RHP Ryan Brady	Placed on Omaha's 7-Day Injured List
1. 3/31	– INF Tyler Tolbert	Selected by KANSAS CITY	51.	5/17 – LHP Evan Sisk	Recalled by KANSAS CITY
2.	+ INF Jordan Groshans	Transferred from NW Arkansas (AA)	52.	– LHP Noah Cameron	Recalled by KANSAS CITY
3. 4/5	+ INF Nick Gordon	Acquired via trade from Baltimore, assigned to Omaha	53.	+ RHP Ethan Bosacker	Transferred from NW Arkansas (AA)
4. 4/7	+ RHP Eric Cerantola	Reinstated from Injured List	54.	+ INF Colton Becker	Transferred from Columbia (A)
5.	– INF Jordan Groshans	Transferred to NW Arkansas (AA)	55.	5/18 – RHP Jonathan Bowlan	Recalled by KANSAS CITY
6.	– RHP Jacob Wallace	Placed on Omaha's Development List	56.	+ LHP Nate Ackenhausen	Transferred from Quad Cities (A+)
7. 4/9	– OF Drew Waters	Recalled by KANSAS CITY	57.	5/19 + INF Jac Caglianone	Transferred from NW Arkansas (AA)
8. 4/11	– RHP Steven Cruz	Recalled by KANSAS CITY	58.	– INF Jordan Groshans	Transferred to NW Arkansas (AA)
9.	+ RHP Jacob Wallace	Reinstated from Omaha's Development List	59.	– INF Colton Becker	Transferred to Quad Cities (A+)
10. 4/13	– LHP Evan Sisk	Recalled by KANSAS CITY	60.	5/20 + RHP John Gant	Signed to a contract and assigned to Omaha
11. 4/14	+ RHP Ryan Hendrix	Transferred from NW Arkansas (AA)	61.	5/21 + OF Joey Wiemer	Reinstated from Omaha's 7-Day Injured List
12. 4/15	+ OF Mark Canha	Sent to Omaha for Major League Rehab Assignment	62.	5/22 + LHP Sam Long	Sent to Omaha for Major League Rehab Assignment
13. 4/16	+ INF Dustin Dickerson	Transferred from NW Arkansas (AA)	63.	5/23 + INF Nick Loftin	Recalled by KANSAS CITY
14.	– INF Cam Devanney	Placed on Omaha's 7-Day Injured List	64.	+ INF Diego Castillo	Acquired via trade from New York (NL), assigned to Omaha
15. 4/17	+ RHP Ryan Brady	Transferred from NW Arkansas (AA)	65.	5/24 + C Luke Maile	Sent outright to Omaha
16.	– LHP Tyson Guerrero	Placed on Omaha's Development List	66.	5/25 – RHP Luinder Avila	Placed on Omaha's 7-Day Injured List
17. 4/19	– OF Mark Canha	Returned to Kansas City from Major League Rehab Assignment	67.	5/26 – OF John Rave	Selected by KANSAS CITY
18.	+ OF MJ Melendez	Optioned to Omaha	68.	+ INF Cavan Biggio	Optioned to Omaha
19. 4/24	– RHP Jonathan Bowlan	Recalled by KANSAS CITY	69.	5/27 – RHP Ethan Bosacker	Transferred to NW Arkansas (AA)
20.	+ INF Cam Devanney	Reinstated from Omaha's Injured List	70.	– RHP Cruz Noriega	Transferred to NW Arkansas (AA)
21.	+ RHP Jonathan Bowlan	Optioned to Omaha	71.	+ RHP Brandon Johnson	Transferred from NW Arkansas (AA)
22. 4/25	– RHP Jonathan Bowlan	Recalled by KANSAS CITY	72.	+ RHP Henry Williams	Transferred from NW Arkansas (AA)
23.	+ LHP Evan Sisk	Optioned to Omaha	73.	5/28 – RHP Andrew Hoffmann	Selected by KANSAS CITY
24. 4/27	– INF Nick Loftin	Recalled by KANSAS CITY	74.	– OF Nelson Velázquez	Released
25.	– LHP Tyson Guerrero	Placed on Omaha's Full-Season Injured List	75.	+ LHP Evan Sisk	Optioned to Omaha
26.	– RHP Cruz Noriega	Placed on Omaha's Development List	76.	+ LHP Rich Hill	Transferred from ACL Royals (R)
27. 4/28	+ INF Peyton Wilson	Transferred from NW Arkansas (AA)	77.	6/2 – INF Jac Caglianone	Selected by KANSAS CITY
28. 4/29	+ OF Dairon Blanco	Sent to Omaha for Major League Rehab Assignment	78.	6/3 + OF Dairon Blanco	Optioned to Omaha
29. 4/30	– LHP Noah Cameron	Recalled by KANSAS CITY	79.	6/4 + RHP Kyle Wright	Sent to Omaha for Major League Rehab Assignment
30.	+ LHP Ryan Ramsey	Transferred from NW Arkansas (AA)	80.	+ RHP Andrew Hoffmann	Optioned to Omaha
31.	+ RHP Jonathan Bowlan	Optioned to Omaha	81.	6/5 – RHP Andrew Hoffmann	Recalled by KANSAS CITY
32.	+ INF Nick Loftin	Optioned to Omaha	82.	– RHP Thomas Hatch	Selected by KANSAS CITY
33. 5/1	+ LHP Noah Cameron	Optioned to Omaha	83.	+ RHP Ethan Bosacker	Transferred from NW Arkansas (AA)
34.	– RHP Taylor Clarke	Selected by KANSAS CITY	84.	6/6 + RHP Andrew Hoffmann	Optioned to Omaha
35.	– INF Dustin Dickerson	Transferred to NW Arkansas (AA)	85.	– RHP Henry Williams	Transferred to NW Arkansas (AA)
36.	– INF Nick Gordon	Released	86.	6/7 + RHP Jonathan Bowlan	Optioned to Omaha
37.	+ RHP Cruz Noriega	Reinstated from Omaha's Development List	87.	– RHP Trevor Richards	Selected by KANSAS CITY
38. 5/2	– LHP Ryan Ramsey	Transferred to NW Arkansas (AA)	88.	6/8 + RHP Lucas Erceg	Sent to Omaha for Major League Rehab Assignment
39.	– C Luke Maile	Selected by KANSAS CITY	89.	+ RHP Thomas Hatch	Sent outright to Omaha
40.	+ INF Tyler Tolbert	Optioned to Omaha	90.	6/10 – RHP Ethan Bosacker	Transferred to NW Arkansas (AA)
41. 5/3	– LHP Austin Cox	Released	91.	– LHP Nate Ackenhausen	Transferred to NW Arkansas (AA)
42. 5/5	– RHP Anthony Simonelli	Placed on Omaha's Full-Season Injured List	92.	– INF Tyler Tolbert	Recalled by KANSAS CITY
43. 5/7	+ RHP Stephen Nogosek	Signed to a contract and assigned to Omaha	93.	6/11 – RHP Lucas Erceg	Returned to Kansas City from Major League Rehab Assignment
44. 5/8	+ RHP Trevor Richards	Signed to a contract and assigned to Omaha	94.	– RHP Jonathan Bowlan	Recalled by KANSAS CITY
45. 5/11	– OF Joey Wiemer	Placed on Omaha's 7-Day Injured List	95.	6/18 + INF Harold Castro	Reinstated from Omaha's 7-Day Injured List
46. 5/12	+ RHP Noah Murdock	Assigned to Omaha	96.	6/20 – LHP Sam Long	Returned to Kansas City from Major League Rehab Assignment
47. 5/13	– INF Harold Castro	Placed on Omaha's 7-Day Injured List	97.	+ RHP Jonathan Bowlan	Optioned to Omaha
48. 5/15	+ INF Jordan Groshans	Transferred from NW Arkansas (AA)	98.	6/22 – C Brian O' Keefe	Released
49. 5/16	– OF Dairon Blanco	Returned to Kansas City from Major League Rehab Assignment			



## 2ND HALF TRANSACTIONS (106)

DATE	PLAYER	TRANSACTION
99. 6/23	+ C Carter Jensen	Transferred from NW Arkansas (AA)
100.	+ RHP Kyle Wright	Returned to KC from Rehab Assignment, optioned to Omaha
101. 6/24	+ INF Michael Massey	Sent to Omaha for Major League Rehab Assignment
102.	- RHP Eric Cerantola	Placed on Omaha's 7-Day Injured List
103. 6/26	+ RHP Beck Way	Transferred from NW Arkansas (AA)
104.	- RHP Jacob Wallace	Placed on Omaha's 7-Day Injured List
105. 6/28	- RHP Ryan Hendrix	Placed on Omaha's 7-Day Injured List
106.	+ RHP Ben Sears	Transferred from NW Arkansas (AA)
107.	+ RHP Justin Dunn	Transferred from ACL Royals (R)
108. 7/1	- RHP Kyle Wright	Placed on Omaha's 7-Day Injured List
109. 7/2	- RHP Junior Fernandez	Released
110. 7/3	+ RHP Michael Fulmer	Signed to a contract and assigned to Omaha
111.	- INF Michael Massey	Returned to Kansas City from Major League Rehab Assignment
112. 7/4	- C Luke Maile	Selected by KANSAS CITY
113.	+ OF Drew Waters	Optioned to Omaha
114. 7/6	- RHP Jonathan Bowlan	Recalled by KANSAS CITY
115. 7/7	+ LHP Chazz Martinez	Transferred from NW Arkansas (AA)
116.	+ C Kyle Hayes	Transferred from NW Arkansas (AA)
117. 7/8	- INF Cam Devanney	Selected by KANSAS CITY
118. 7/12	+ LHP Dallas Keuchel	Transferred from ACL Royals (R)
119. 7/17	- RHP Noah Murdock	Placed on Omaha's 60-Day Injured List
120. 7/18	- RHP Andrew Hoffmann	Recalled by KANSAS CITY
121.	- C Kyle Hayes	Transferred to NW Arkansas (AA)
122.	+ RHP Ethan Bosacker	Transferred from NW Arkansas (AA)
123. 7/22	+ INF Michael Massey	Transferred to Omaha for Major League Rehab Assignment
124.	- LHP Rich Hill	Selected by KANSAS CITY
125.	- OF Tyler Gentry	Designated for assignment
126.	+ RHP Andrew Hoffmann	Optioned to Omaha
127. 7/23	+ RHP Joey Krehbiel	Acquired via trade from Tampa Bay, assigned to Omaha
128.	- OF MJ Melendez	Recalled by KANSAS CITY
129.	+ INF Jordan Groshans	Transferred from NW Arkansas (AA)
130. 7/25	+ OF Rudy Martin	Transferred from NW Arkansas (AA)
131.	- INF Cavan Biggio	Designated for assignment
132.	+ RHP Jonathan Bowlan	Optioned to Omaha
133. 7/26	- RHP Jonathan Bowlan	Recalled by KANSAS CITY
134.	- RHP Andrew Hoffmann	Traded to Arizona
135. 7/27	+ RHP Jonathan Bowlan	Optioned to Omaha
136.	- RHP Jonathan Bowlan	Recalled by KANSAS CITY
137.	+ INF Colton Becker	Transferred from Columbia (A)
138.	+ OF Tyler Gentry	Sent outright to Omaha
139.	- INF Jordan Groshans	Placed on Omaha's 7-Day Injured List
140. 7/29	+ LHP Daniel Lynch IV	Transferred to Omaha on Major League Rehab Assignment
141.	+ INF Isan Díaz	Transferred from NW Arkansas (AA)
142.	- INF Colton Becker	Transferred to NW Arkansas (AA)
143.	- RHP Thomas Hatch	Selected by KANSAS CITY
144. 7/31	+ RHP Ryan Hendrix	Reinstated from Omaha's 7-Day Injured List
145.	- LHP Evan Sisk	Traded to Pittsburgh
146.	- OF Joey Wiemer	Designated for assignment
147.	+ RHP Stephen Kolek	Acquired via trade from San Diego, optioned to Omaha
148. 8/1	+ OF MJ Melendez	Optioned to Omaha
149. 8/2	- INF Michael Massey	Returned to Kansas City from Major League Rehab Assignment
150.	+ RHP Jonathan Bowlan	Optioned to Omaha
151.	- RHP Justin Dunn	Released
152. 8/3	- LHP Daniel Lynch IV	Returned to Kansas City from Major League Rehab Assignment
153. 8/4	- OF Joey Wiemer	Claimed off waivers by Miami
154. 8/5	+ RHP Luinder Avila	Reinstated from Omaha's 7-Day Injured List
155.	+ RHP Eric Cerantola	Reinstated from Omaha's 7-Day Injured List

DATE	PLAYER	TRANSACTION
156.	- OF Rudy Martin	Transferred to NW Arkansas (AA)
157.	- RHP Ben Sears	Transferred to NW Arkansas (AA)
158. 8/8	+ INF Bobby Dalbec	Signed to a contract and assigned to Omaha
159. 8/9	+ INF Michael Massey	Sent to Omaha for Major League Rehab Assignment
160. 8/11	- RHP Luinder Avila	Recalled by KANSAS CITY
161. 8/12	+ OF Mark Canha	Transferred to Omaha on Major League Rehab Assignment
162.	+ OF Jac Caglianone	Sent to Omaha for Major League Rehab Assignment
163. 8/13	+ C Kyle Hayes	Transferred from NW Arkansas (AA)
164. 8/15	+ RHP Nick Robertson	Signed to a contract and assigned to Omaha
165. 8/16	- RHP Michael Fulmer	Released
166.	+ RHP Luinder Avila	Optioned to Omaha
167. 8/18	+ RHP Ben Kudrna	Transferred from NW Arkansas (AA)
168.	- RHP Ethan Bosacker	Transferred to NW Arkansas (AA)
169.	- OF Mark Canha	Returned to Kansas City from Major League Rehab Assignment
170. 8/20	- LHP Dallas Keuchel	Released
171. 8/22	+ RHP Jacob Wallace	Reinstated from Omaha's 7-Day Injured List
172. 8/23	- RHP Jonathan Bowlan	Recalled by KANSAS CITY
173. 8/25	- INF Michael Massey	Returned to Kansas City from Major League Rehab Assignment
174.	+ OF John Rave	Optioned to Omaha
175. 8/26	+ RHP Shane Panzini	Transferred from NW Arkansas (AA)
176.	- C Kyle Hayes	Transferred to NW Arkansas (AA)
177. 8/27	+ RHP Geoff Hartlieb	Signed to a contract and assigned to Omaha
178.	- INF Diego Castillo	Placed on Omaha's Development List
179. 8/28	- RHP Jacob Wallace	Placed on Omaha's 7-Day Injured List
180. 8/29	- RHP Stephen Kolek	Recalled by KANSAS CITY
181. 8/30	+ RHP Spencer Turnbull	Signed to a contract and assigned to Omaha
182.	+ INF Diego Castillo	Reinstated from Omaha's Development List
183. 8/31	+ RHP Stephen Kolek	Optioned to Omaha
184. 9/1	- OF Jac Caglianone	Returned to Kansas City from Major League Rehab Assignment
185.	- RHP Luinder Avila	Recalled by KANSAS CITY
186.	- C Carter Jensen	Selected by KANSAS CITY
187. 9/2	+ C Kyle Hayes	Transferred from NW Arkansas (AA)
188. 9/4	- RHP Stephen Kolek	Recalled by KANSAS CITY
189. 9/7	+ LHP Cole Ragans	Sent to Omaha for Major League Rehab Assignment
190. 9/9	+ RHP Steven Cruz	Sent to Omaha for Major League Rehab Assignment
191.	+ RHP Jonathan Heasley	Transferred from NW Arkansas (AA)
192. 9/13	- RHP Ben Kudrna	Placed on Omaha's Development List
193.	+ RHP Jacob Wallace	Reinstated from Omaha's 7-Day Injured List
194. 9/16	+ LHP Ryan Ramsey	Transferred from NW Arkansas (AA), placed on Dev. List
195.	+ C Omar Hernández	Transferred from NW Arkansas (AA), placed on Dev. List
196.	+ INF Nick Loftin	Optioned to Omaha
197. 9/17	- LHP Cole Ragans	Returned to Kansas City from Major League Rehab Assignment
198.	+ RHP Luinder Avila	Optioned to Omaha
199. 9/18	- RHP Luinder Avila	Recalled by KANSAS CITY
200.	- OF John Rave	Recalled by KANSAS CITY
201.	+ LHP Bailey Falter	Sent to Omaha for Major League Rehab Assignment
202.	- RHP John Gant	Placed on Omaha's Development List
203.	+ LHP Ryan Ramsey	Reinstated from Omaha's Development List
204. 9/19	- RHP Steven Cruz	Returned to Kansas City from Major League Rehab Assignment

MARCH TRANSACTIONS: 2

APRIL TRANSACTIONS: 30

MAY TRANSACTIONS: 44

JUNE TRANSACTIONS: 31

JULY TRANSACTIONS: 40

AUGUST TRANSACTIONS: 36

SEPTEMBER TRANSACTIONS: 21



## #56 CHANDLER CHAMPLAIN

BATS RIGHT THROWS RIGHT HEIGHT 6'4" WEIGHT 225

FULL NAME Chandler Jay Champlain (SHAM-PLAIN)

BORN July 23, 1999 in Mission Viejo, California (Age 26)

ACQUIRED July 27, 2022 - Traded from New York (AL) with T.J. Sikkema and Beck Way to Kansas City in exchange for Andrew Benintendi

DRAFTED Round 9 - 2021 (273<sup>rd</sup> Overall, New York Yankees)

COLLEGE University of Southern California (Los Angeles, Calif.)

HIGH SCHOOL Santa Margarita HS (Rancho Santa Margarita, Calif.)

SEASON WITH STORM CHASERS 2<sup>nd</sup> Season

MLB SERVICE TIME (ENTERING 2025) 0.000

## 2025 PITCH USAGE (TRIPLE-A GAMES)

PITCHES	4-SEAM	SLIDER	CURVEBALL	SINKER	CHANGEUP	SWEeper
USAGE (TOTAL)	27.0%	21.2%	18.4%	15.6%	13.8%	4.1%
AVERAGE VELO	92.6MPH	87.3MPH	78.0MPH	91.9MPH	82.2MPH	81.8MPH
WHIFF RATE	17.5% (54/308)	14.4% (30/208)	26.2% (38/145)	12.9% (21/163)	24.3% (28/115)	12.8% (6/47)
STRIKEOUTS	26	19	31	4	15	5
HOME RUNS	9	5	2	2	1	1
OPPONENT AVG	.363 (53-FOR-146)	.304 (31-FOR-102)	.202 (18-FOR-89)	.410 (32-FOR-78)	.279 (17-FOR-61)	.321 (9-FOR-28)

## CHAMPLAIN'S 2025 SEASON AT A GLANCE

- Champlain made 25 starts for the Storm Chasers and pitched in 29 games for Omaha, as one of three players (and the only pitcher) on the active roster all season ... began the season in Omaha's starting rotation before moving to a bullpen role with 3 weeks left in the season.
- Led Storm Chasers pitchers in games started (25), innings pitched (119.1) and strikeouts (100) ... also led the staff in hits (160), runs (113), home runs (20), walks (51) and losses (9).
- Allowed the most runs of any Minor League pitcher, while 160 hits allowed ranked 2nd-most ... however, among MiLB arms, had the highest rate of bequeathed runners scoring (min. 17 BR), as 15 of his 19 runners (79%) inherited by Omaha's relievers scored.
- Made 3 quality starts, all coming in a 5-start span between July 27 and August 19, representing his 3 road starts (July 27 @ Syracuse, August 7 @ Indianapolis & August 19 @ Columbus).

## CHAMPLAIN'S 2025 HIGHLIGHTS

- Pitched at least 5.0 innings in 14 of 15 starts, including 5 straight starts, April 24 to May 18 ... finished 6.0 innings 4 times, including 3 times in his last 7 starts (all 3 were quality starts).
- Allowed 4+ runs in 15 of 25 starts, including 4 straight from May 18 to June 6.
- While only 5.0 innings, his scoreless start on June 13 @ Toledo (DET) was the International League's 2nd shutout in 2025 ... it was the 20th complete game in the Storm Chasers era (since 2011), the first since **Austin Cox** on August 28, 2022 vs. Scranton/Wilkes-Barre ... it was Omaha's 3rd complete game than 7.0 innings in this span and the 4th complete game shutout for an Omaha pitcher since 2011 ... this was first CG shutout less than 7.0 innings for an Omaha pitcher since **Anthony Lerew** on August 31, 2010 vs. Round Rock (also 5.0 IP, 2 H, 0 R, 1 BB).
- Produced a season-high 12.0-inning scoreless streak between his starts on July 22 and August 2, coming 1 out shy of tying his career-high scoreless streak ... was tied for the 5th-longest scoreless streak by a Storm Chasers pitcher in 2025 ... in 3 starts from July 9 to 27, posted a 2.81 ERA (5 ER in 16.0 IP).
- Produced the pitching staff's 3rd-longest hitless stretch, as he did not allow a hit over a 5.2-inning stretch between April 24 and 30, spanning starts @ Toledo and vs. Indianapolis.
- In the 4th inning, opposing batters hit .440 (51-for-116) off him with a 1.160 OPS, has allowed 40 of his 113 runs (36%) in the 4th inning ... in all other innings combined, opponents hit .281 (109-for-388) with a .823 OPS.
- Threw quality starts in 3 road straight starts, July 27 to August 19 ... in these 3 starts, had a 2.74 ERA (6 ER in 23.0 IP).
- Made 4 relief appearances for his final 4 outings of the season ... between September 5 and 18, worked a 5.63 ERA (5 ER in 8.0 IP) with just 2 walks and 7 strikeouts ... all 5 runs and both walks allowed came in his first relief appearance, on September 5 @ Iowa ... ended the season on a 6.0-inning scoreless streak, from September 11 to 18.

## CHAMPLAIN'S 2025 SPLITS

SPLIT	W	L	G	GS	IP	H	R	ER	HR	BB	SO	ERA	AVG
TOTAL	4	9	29	25	119.1	160	113	104	20	51	100	7.84	.317
Home	2	5	14	12	52.1	80	56	53	9	21	37	9.11	.352
Away	2	4	15	13	67.0	80	57	51	11	30	63	6.85	.289
Day	0	1	7	7	35.0	42	29	28	6	16	32	7.20	.296
Night	4	8	22	18	84.1	118	84	76	14	35	68	8.11	.326
1st Half	2	4	14	14	60.2	87	62	59	10	28	49	8.75	.339
2nd Half	2	5	15	11	58.2	73	51	45	10	23	51	6.90	.296
March	0	0	1	1	3.0	7	7	7	1	4	4	21.00	.467
April	0	1	5	5	21.0	22	17	16	2	9	16	6.86	.278
May	1	1	5	5	23.2	39	27	25	7	7	22	9.51	.361
June	1	2	4	4	18.0	26	16	15	1	10	11	7.50	.333
July	1	2	4	4	20.1	25	13	11	4	8	13	4.87	.291
August	1	3	6	6	25.1	31	28	25	5	11	27	8.88	.298
September	0	0	4	0	8.0	10	5	5	0	2	7	5.63	.294

## CHAMPLAIN'S SEASON &amp; CAREER HIGHS

2025 SEASON				PRO CAREER			
Last: 8/24/2025 @ Columbus (CLE) 6.0 (4x)	INNINGS PITCHED			8.0	8/2/2023 @ Springfield (STL)		
6/19/2025 vs. Durham (TB) 11	HITS			11 (2x)	Last: 6/19/2025 vs. Durham (TB)		
5/24/2025 @ Salt Lake (LAA) 11	RUNS			11	5/24/2025 @ Salt Lake (LAA)		
5/24/2025 @ Salt Lake (LAA) 9	EARNED RUNS			9	5/24/2025 @ Salt Lake (LAA)		
7/3/2025 @ Iowa (CHC) 3	HOME RUNS			4	7/12/2024 vs. Toledo (DET)		
Last: 6/6/2025 vs. Iowa (CHC) 4 (3x)	WALKS			5 (2x)	Last: 6/16/2024 @ Toledo (DET)		
8/7/2025 @ Indianapolis (PIT) 8	STRIKEOUTS			11	7/17/2022 @ Daytona (CIN)		
6/19/2025 vs. Durham (TB) 28	BATTERS FACED			30	8/2/2023 @ Springfield (STL)		
5/18/2025 vs. Columbus (CLE) 94	PITCHES THROWN			98 (3x)	Last: 8/23/2024 @ Buffalo (TOR)		
7/22/25 (3 <sup>rd</sup> Inn.) to 8/2/25 (3 <sup>rd</sup> Inn.) 12.0 IP	SCORELESS STREAK			12.1 IP	5/9/24 (1 <sup>st</sup> Inn.) to 5/15/24 (7 <sup>th</sup> Inn.)		

## CHAMPLAIN'S 2025 RUN SUPPORT (OMAHA 9-16 IN CHAMPLAIN STARTS)

RUNS SCORED	0	1	2	3	4	5	6	7	8	9	10+
GAMES	5	3	6	3	3	1	1	1		1	1
PLAYER W-L	0-3	0-1	1-2	0-2	1-0	0-0	0-0	0-1		1-0	1-0
TEAM W-L	1-4	0-3	4-2	1-2	1-2	0-1	0-1	0-1		1-0	1-0

## CHAMPLAIN'S 2025 GAME-BY-GAME

DATE	TEAM	GS	OPPONENT	RESULT	LEFT GAME	DEC	IP	H	R	ER	HR	BB	SO	BF	NP	S	
3/29	OMA	✓	@ Iowa	W, 12-7	Bottom 4th, losing 7-2	-	3.0	7	7	7	1	0	4	4	1972	-38	
4/5	OMA	✓	vs. Louisville	L, 4-0	End 6th, losing 4-0	L	6.0	6	4	4	0	1	2	4	2686	-59	
4/11	OMA	✓	@ St. Paul	L, 6-4	Bottom 4th, winning 4-3	-	3.1	6	4	4	1	0	4	3	1883	-45	
4/17	OMA	✓	vs. Norfolk	W, 4-2	End 1st, tied 0-0	-	1.0	0	0	0	0	0	1	1	3	13	-7
4/24	OMA	✓	@ Toledo	L, 4-3	Bottom 6th, losing 3-1	-	5.2	4	3	2	0	0	1	5	2188	-63	
4/30	OMA	✓	vs. Indianapolis	W, 9-6	End 5th, losing 6-2	-	5.0	6	6	6	1	0	1	3	2280	-54	
5/7	OMA	✓	@ Louisville	L, 6-5	Bottom 6th, winning 5-3	-	5.1	6	5	5	2	1	1	5	2390	-56	
5/13	OMA	✓	vs. Columbus	W, 9-3	End 5th, winning 4-1	W	5.0	7	1	1	0	0	1	6	2289	-56	
5/18	OMA	✓	vs. Columbus	L, 9-6	Top 6th, winning 6-5	-	5.1	9	6	6	2	0	1	5	2594	-57	
5/24	OMA	✓	@ Salt Lake	L, 14-11	Bottom 4th, losing 8-7	L	3.0	10	11	9	2	0	2	5	2391	-58	
5/30	OMA	✓	vs. St. Paul	L, 9-8	End 5th, winning 6-4	-	5.0	7	4	4	1	0	2	1	2377	-50	
6/6	OMA	✓	vs. Iowa [G1]	L, 5-3 (7)	End 4th, losing 5-3	L	4.0	6	5	5	0	0	4	1	2179	-45	
6/13	OMA	✓	@ Toledo	W, 2-0 (5)	Top 6th, WIN 2-0 (SHO)	W	5.0	2	0	0	0	0	1	5	1871	-43	
6/19	OMA	✓	vs. Durham	L, 8-4	Top 5th, losing 5-0	L	4.0	11	6	6	0	2	3	1	2883	-53	
6/25	OMA	✓	@ Indianapolis	W, 7-5 (10)	Middle 6th, losing 5-2	-	5.0	7	5	4	1	0	2	4	2587	-60	
7/3	OMA	✓	@ Iowa	L, 12-3	Bottom 5th, losing 7-2	L	4.1	10	8	6	3	0	3	1	2791	-58	
7/9	OMA	✓	vs. Toledo	W, 13-7	End 5th, winning 10-3	W	5.0	5	3	3	1	0	1	4	2188	-54	
7/22	OMA	✓	@ Syracuse	L, 4-3	Middle 6th, losing 2-1	L	5.0	6	2	2	0	1	2	3	2479	-48	
7/27	OMA	✓	@ Syracuse (Q)	L, 2-1	Middle 7th, winning 1-0	-	6.0	4	0	0	0	1	2	5	2479	-50	
8/2	OMA	✓	vs. Louisville	L, 9-0	End 4th, losing 7-0	L	4.0	8	7	7	2	0	2	4	2178	-51	
8/7	OMA	✓	@ Indianapolis (Q)	L, 4-2	Middle 7th, losing 3-2	L	6.0	4	3	3	1	0	1	8	2384	-56	
8/13	OMA	✓	vs. St. Paul	L, 8-3	Top 4th, losing 7-3	L	3.1	9	8	8	2	0	2	4	2175	-46	
8/19	OMA	✓	@ Columbus (Q)	W, 9-4	Middle 7th, winning 9-2	W	6.0	3	2	2	0	0	1	5	2184	-51	
8/24	OMA	✓	@ Columbus	W, 7-3	Bottom 5th, winning 3-0	-	4.1	3	2	2	0	0	4	5	1995	-52	
8/30	OMA	✓	vs. Lehigh Valley	L, 7-6	Top 2nd, losing 4-0	-	1.2	4	6	3	0	1	1	1	1152	-33	
9/5	OMA	-	@ Iowa	L, 11-12	End 4th, losing 8-0	-	2.0	6	5	5	0	0	2	1	1463	-35	
9/11	OMA	-	vs. Charlotte	W, 11-2	Middle 8th, winning 10-3	-	1.0	1	0	0	0	0	0	4	10	-8	
9/13	OMA	-	vs. Charlotte	W, 8-3	Middle 4th, winning 1-0	-	2.0	1	0	0	0	0	0	2	7	21	-16
9/18	OMA	-	@ Columbus	W, 7-5	End 4th, winning 2-0	-	3.0	2	0	0	0	0	0	4	1136	-27	

(Q) Indicates Quality Start

(SHO) Indicates Complete Game Shutout

## CHAMPLAIN'S 2025 BATTED BALL STATISTICS (TRIPLE-A)

BABIP	GB/FB	LD%	GB%	FB%	IFFB%	HR/FB	Pull%	Cent%	Oppo%	SwStr%
.362	1.24	24.9%	41.5%	33.6%	22.2%	14.8%	42.3%	29.5%	28.3%	7.2%



## #53 JOHN GANT

**BATS** RIGHT / **THROWS** RIGHT / **HEIGHT** 6'4" / **WEIGHT** 200

**FULL NAME** John Michael Gant

**BORN** August 6, 1992 in Savannah, Georgia (Age 33)

**ACQUIRED** May 20, 2025 - Signed as an Minor League Free Agent

**DRAFTED** Round 21 - 2011 (642<sup>ND</sup> Overall, New York Mets)

### HIGH SCHOOL Wiregrass Ranch High School (Wesley Chapel, Florida)

### SEASON WITH STORM CHASERS 1<sup>ST</sup> Season

**MLB DEBUT** April 6, 2016 vs. Washington (1.0 IP, 1 H, 0 ER, 1 K)**MLB SERVICE TIME (ENTERING 2025) 5.004**

## 2025 PITCH USAGE (TRIPLE-A GAMES)

PITCHES	SINKER	4-SEAM	CHANGEUP	CUTTER	SLIDER	CURVEBALL
USEAGE (TOTAL)	23.8%	20.9%	20.7%	17.9%	9.6%	7.1%
AVERAGE VELO	91.9MPH	92.1MPH	80.9MPH	85.3MPH	81.2MPH	75.7MPH
WHIFF RATE	10.9% (16/147)	19.0% (24/126)	40.0% (60/150)	24.6% (30/122)	38.2% (26/68)	30.8% (26/68)
STRIKEOUTS	8	14	27	5	12	3
HOME RUNS	1	1	5	5	0	0
OPPONENT AVG	.263 (20-FOR-76)	.359 (23-FOR-64)	.227 (17-FOR-75)	.355 (22-FOR-62)	.243 (9-FOR-37)	.182 (2-FOR-11)

## GANT'S 2025 SEASON AT A GLANCE

- Gant made 19 starts for the Storm Chasers ... in May, the Royals purchased his contract from the independent Atlantic League's Long Island Ducks, where he began the season ... assigned to Omaha May 20.
- Tied for the Storm Chasers lead in wins (5), ranked 2nd among Omaha pitchers in games started (19), 3rd in innings pitched (119.1) and strikeouts (69).
- Made 2 quality starts, June 11 @ Toledo and August 29 vs. Lehigh Valley.
- The Storm Chasers were 8-11 in games Gant started ... the team was 7-2 when he got 3 or more runs of support, while 1-9 when he got 2 runs of support or less.

## GANT'S 2025 HIGHLIGHTS

- Signed with the Long Island Ducks (Independent Atlantic League) in March 2025 ... over 4 starts with the Ducks, pitched to a 1.71 ERA (4 ER in 21.0 IP) with 27 strikeouts, to just 5 walks ... his last 2 starts were quality starts ... was teammates with former Storm Chaser pitcher **Jonah Dipoto** and former Royals Minor Leaguer **River Town**.
- On May 17, the Long Island Ducks announced his contract has been purchased by the Royals organization ... struggled in his first start with the Storm Chasers, allowing 4 earned runs with 3 hits and 2 walks over 0.2 inning, allowing 6 of 8 batters faced to reach base.
- Held right-handed hitters to a .258 average (50-for-194) and .769 OPS, while lefties hit .328 (43-for-131) off him, with a .968 OPS.
- Was charged with a team-high 7 Automatic Balls and Omaha's last 6 from July 23 through the end of the season (including 3 in his start on August 12).
- Between the 3rd and 6th innings, has a 3.18 ERA (16 ER in 45.2 IP) and .221 opponents average (36-for-163) ... between the 1st and 2nd, worked a 9.59 ERA (38 ER in 35.2 IP) and a .352 opponents average (57-for-162).
- Made 12 starts of 5.0 innings or more, allowed 3 earned runs or less in all of them ... allowed 4 earned runs or more in all 7 starts where he did not finished 5.0 innings.
- Compiled a season-high 10.0-scoreless inning streak with back-to-back scoreless starts July 4 and 10, combining to allow 7 hits and 7 walks, without allowing a run ... combined to get 6 double plays in these 2 starts, the only double plays he induced all season.
- Produced his best stretch of the season across his first 3 starts in June ... between June 4 and 17, pitched to a 1.69 ERA (3 ER in 16.0 IP) with 16 strikeouts ... began the streak with 5.0 scoreless innings in the 1st game of a doubleheader on June 4 vs. Iowa.
- Tied a season-high with 6 strikeouts on 3 occasions, including his only start of the season without a walk ... on July 29 vs. Louisville, retired 15 of 17 batters faced, only allowing a pair of solo home runs in the 1st and 5th innings with a stretch of 10 batters retired in between.
- Did not allow a hit across 7.0 innings from September 11 to 17, the longest hitless stretch by a Storm Chasers arm in 2025 ... struck out 7 and walked 1 in this span between his last 2 starts.

## GANT'S 2025 SPLITS

SPLIT	W	L	G	GS	IP	H	R	ER	HR	BB	SO	ERA	AVG
TOTAL	5	5	19	19	81.0	93	57	54	12	45	69	6.00	.286
Home	2	1	10	10	45.2	49	29	27	10	27	39	5.32	.277
Away	3	4	9	9	35.1	44	28	27	2	18	30	6.88	.297
Day	1	1	3	3	15.0	13	5	4	1	7	14	2.40	.224
Night	4	4	16	16	66.0	80	52	50	11	38	55	6.82	.300
1st Half	1	1	6	6	24.1	27	18	17	3	13	26	6.29	.276
2nd Half	4	4	13	13	56.2	66	39	37	9	32	43	5.88	.291
May	0	0	2	2	5.1	8	9	9	2	5	7	15.19	.364
June	1	2	5	5	20.2	26	16	14	1	10	20	6.10	.295
July	1	1	4	4	16.1	15	8	8	2	10	8	4.41	.263
August	2	0	5	5	23.0	31	17	16	5	15	18	6.26	.313
September	1	2	3	3	15.2	13	7	7	2	5	16	4.02	.220

## GANT'S SEASON & CAREER HIGHS

2025 SEASON			PRO CAREER	
Last: 8/29/2025 vs. Lehigh Valley (PHI) 6.0 (2x)		INNINGS PITCHED	9.0	8/28/2013 vs. Tri-City (HOU)
8/29/2025 vs. Lehigh Valley (PHI)	8	HITS	11	5/30/2016 vs. Pawtucket (BOS)
6/28/2025 @ Indianapolis (PIT)	7	RUNS	11	6/20/2014 @ Greenville (BOS)
Last: 7/23/25 @ Syracuse (NYM) 6 (2x)		EARNED RUNS	7 (3x)	Last: 6/6/2021 vs. CINCINNATI
8/12/2025 vs. St. Paul (MIN)	3	HOME RUNS	3 (2x)	Last: 8/12/2025 vs. St. Paul (MIN)
8/12/2025 vs. St. Paul (MIN)	5	WALKS	6	5/6/2021 vs. NEW YORK (NL)
Last: 9/11/2025 vs. Charlotte (CWS) 6 (3x)		STRIKEOUTS	11	6/11/2015 @ Daytona (CIN)
8/29/2025 vs. Lehigh Valley (PHI)	28	BATTERS FACED	31	5/30/2016 vs. Pawtucket (BOS)
6/17/2025 vs. Durham (TB)	98	PITCHES THROWN	113	9/3/2016 @ PHILADELPHIA
7/4/25 (1 <sup>st</sup> INN.) to 7/10/25 (5 <sup>th</sup> INN.)	10.0 IP	SCORELESS STREAK	16.0 IP	6/17/14 (1 <sup>st</sup> INN.) to 6/20/14 (2 <sup>nd</sup> INN.)

## GANT'S 2025 RUN SUPPORT (OMAHA 8-11 IN GANT STARTS)

Runs Scored	0	1	2	3	4	5	6	7	8	9	10+
GAMES	6	3	1	2	3	2	1				1
PLAYER W-L	0-3	0-1	0-1	0-0	1-0	2-0	1-0				1-0
TEAM W-L	0-6	1-2	0-1	2-0	1-2	2-0	1-0				1-0

## GANT'S 2025 GAME-BY-GAME

Date	Team	G	S	Opponent	Result	Left Game	Dec	IP	H	R	ER	HR	B	B	S	OB	NP	S
4/25	LI	✓		vs. Lancaster	L, 9-1	End 4th, losing 2-1	L	4.0	3	2	2	1	0	2	5	17	59	-36
5/2	LI	✓		@York	W, 10-2	Middle 6th, winning 6-1	W	5.0	3	1	1	0	0	2	7	18	74	-41
5/9	LI	✓		vs. Lancaster (Q)	W, 11-1	End 6th, winning 8-0	W	6.0	1	0	0	0	0	0	9	19	72	-47
5/15	LI	✓		vs. Gastonia (Q)	L, 5-2	End 6th, tied 2-2	-	6.0	3	2	1	0	0	1	6	22	78	-48
5/23	OMA	✓		@ Salt Lake	L, 11-10	Bottom 1st, tied 4-4	-	0.2	3	4	4	0	1	2	2	8	40	-19
5/27	OMA	✓		vs. St. Paul	W, 7-5	Top 5th, losing 4-3	-	4.2	5	5	5	2	0	3	5	21	79	-44
6/4	OMA	✓		vs. Iowa [G1]	L, 1-0 (7)	End 5th, tied 0-0	-	5.0	3	0	0	0	0	1	5	18	77	-49
6/11	OMA	✓		@ Toledo (Q)	W, 6-1	Middle 7th, winning 5-1	W	6.0	4	1	1	0	0	1	5	23	88	-50
6/17	OMA	✓		vs. Durham	L, 7-1	End 5th, losing 3-0	L	5.0	5	3	2	1	0	4	6	25	98	-58
6/22	OMA	✓		vs. Durham	L, 7-6	End 3rd, losing 5-0	-	3.0	7	5	5	0	0	2	3	18	73	-43
6/28	OMA	✓		@ Indianapolis	L, 12-1	Bottom 2nd, losing 7-1	L	1.2	7	7	6	0	0	2	1	15	58	-34
7/4	OMA	✓		vs. Iowa	L, 7-2	End 5th, winning 1-0	-	5.0	4	0	0	0	0	3	1	19	86	-46
7/10	OMA	✓		vs. Toledo	L, 3-2	End 5th, tied 0-0	-	5.0	3	0	0	0	0	4	1	18	80	-45
7/23	OMA	✓		@ Syracuse	L, 8-4	Bottom 2nd, losing 5-0	L	1.1	6	6	6	0	0	3	0	13	57	-34
7/29	OMA	✓		vs. Louisville	W, 5-2	End 5th, winning 5-2	W	5.0	2	2	2	2	0	0	6	17	61	-42
8/6	OMA	✓		@ Indianapolis	W, 5-4	Middle 6th, winning 4-2	W	5.0	5	2	2	0	1	2	3	23	84	-55
8/12	OMA	✓		vs. St. Paul	W, 8-7	Top 5th, losing 4-3	-	4.2	7	4	4	3	0	5	4	26	93	-50
8/17	OMA	✓		vs. St. Paul	W, 12-11	Top 3rd, losing 5-1	-	2.1	6	5	5	1	0	3	2	15	61	-35
8/23	OMA	✓		@ Columbus	W, 23-7	Middle 6th, winning 19-2	W	5.0	5	2	2	0	0	4	4	23	89	-52
8/29	OMA	✓		vs. Lehigh Valley (Q)	L, 11-4	End 6th, tied 4-4	-	6.0	8	4	3	1	0	1	5	28	86	-60
9/6	OMA	✓		@ Iowa	L, 5-3	Middle 6th, losing 3-2	L	5.0	6	3	3	0	0	2	5	23	97	-58
9/11	OMA	✓		vs. Charlotte	W, 11-3	End 5th, winning 6-1	W	5.0	2	1	1	0	0	2	6	19	91	-54
9/17	OMA	✓		@ Columbus	L, 3-0	Bottom 6th, losing 3-0	L	5.2	5	3	3	2	0	1	5	23	92	-60

**(Q) Indicates Quality Start**

### GANT'S 2025 BATTED BALL STATISTICS (TRIPLE-A)

BABIP	GB/FB	LD%	GB%	FB%	IFFB%	HR/FB	Pull%	Cent%	Oppo%	SwStr%
.328	1.33	23.7%	43.6%	32.7%	9.5%	14.3%	49.2%	20.9%	29.8%	10.0%







## #37 THOMAS HATCH

**BATS** RIGHT / **THROWS** RIGHT / **HEIGHT** 6'1" / **WEIGHT** 200

**FULL NAME** John Thomas Hatch

**BORN** September 29, 1994 in Tulsa, Oklahoma (Age 30)

**ACQUIRED** February 2, 2025 - Signed as an Minor League Free Agent

**DRAFTED** Round 3 - 2016 (104<sup>TH</sup> Overall, Chicago Cubs)

**COLLEGE** Oklahoma State University (Stillwater, Oklahoma)

### HIGH SCHOOL Jenks High School (Jenks, Oklahoma)

### SEASON WITH STORM CHASERS 1<sup>ST</sup> Season

**MLB DEBUT** July 26, 2020 @ Tampa Bay (2.0 IP, 0 H, 0 ER, 3 K)**MLB SERVICE TIME (ENTERING 2025)** 2.032

## 2025 PITCH USAGE (TRIPLE-A GAMES)

PITCHES	CUTTER	SINKER	CHANGE	4-SEAM	SWEPPER	SLIDER	CURVE
USEAGE (TOTAL)	27.1%	26.2%	17.0%	11.7%	7.3%	6.7%	4.0%
AVERAGE VELO	89.1MPH	93.4MPH	84.8MPH	93.4MPH	83.5MPH	86.1MPH	79.6MPH
WHIFF RATE	306%(71/232)	107%(19/178)	278%(37/133)	244%(60/150)	28.3%(15/53)	32.0%(16/50)	24.1%(7/29)
STRIKEOUTS	23	14	12	16	7	6	0
HOME RUNS	1	1	4	1	0	1	1
OPPONENT AVG	213 (19-FOR-89)	245 (19-FOR-178)	377 (23-FOR-61)	229 (8-FOR-35)	190 (4-FOR-21)	321 (9-FOR-28)	273 (3-FOR-11)

## HATCH'S 2025 SEASON AT A GLANCE

- ♣ Hatch made 18 starts for the Storm Chasers, while also appearing in 12 Major League games (1 start), between the Twins and Royals.
- ♣ Ranked 2nd among Storm Chasers pitchers in innings pitched (91.2) and strikeouts (78), while tied for the team lead in wins (5).
- ♣ Threw a team-leading 7 quality starts, including 4 in a 5-start span between May and June, as well as 3 straight in July, representing 7 of his final 12 starts with Omaha.
- ♣ Twice had his contract selected by the Royals, on June 5 and July 29, but only pitched one game for Kansas City, 1.0 inning on August 1 @ Toronto.
- ♣ Designated for assignment by the Royals on August 2, claimed off waivers by the Twins on August 4 and finished the year in the Major Leagues with Minnesota, making 11 appearances.

## HATCH'S 2025 HIGHLIGHTS

- ✦ Made 4 scoreless starts, all at least 5.2 innings, including 7.0 shutout innings May 29 vs. St. Paul, an outing where he surrendered 2 hits and 1 walk while striking out 4.
- ✦ Pitched a career-high 17.0 consecutive scoreless innings between July 5 and 20, the longest scoreless streak by an Omaha pitcher in 2025 ... also had the staff's 2nd-longest scoreless streak, 13.0 innings between May 20 and June 12.
- ✦ Across his first 6 starts (April 3 to May 2), pitched to a 6.41 ERA (19 ER in 26.2 IP) with a 1.76 WHIP (15 BB + 32 H) ,.296 opponents' average (32-for-108) and 34 strikeouts (11.48 K/9).
- ✦ Over his final 12 starts (May 8 to July 26), pitched to a 3.32 ERA (24 ER in 65.0 IP) with a 1.14 WHIP (13 BB + 61 H) ,.247 opponents' average (61-for-247) and 44 strikeouts (6.09 K/9).
- ✦ Made 4 quality starts over a 5-start span with Omaha, from May 8 to June 12 ... in this stretch, pitched to a 2.08 ERA (7 ER in 30.1 IP), with a 0.96 WHIP and .216 opponents' average.
- ✦ Had his contract selected by Kansas City prior to the Royals' doubleheader on June 5 @ St. Louis ... did not appear in the 1st game, was designated for assignment prior to Game 2, cleared waivers and sent outright to Omaha on June 8.
- ✦ Named the International League Pitcher of the Week for his 6.0 scoreless innings on June 12 @ Toledo (DET) ... was his 4th quality start in the 5-start span of success from May to June.
- ✦ Across his final 5 starts with the Chasers (June 29 to July 26), pitched to a 1.95 ERA (6 ER in 27.2 IP), with a 0.90 WHIP (5 BB + 20 H) and .200 opponents' average (20-for-100) ... after 5.2 scoreless innings June 29 @ Indianapolis, threw 3 straight quality starts, July 5 to 20.
- ✦ Threw a career-high 107 pitches over 6.0 scoreless innings July 11 vs. Toledo, his 2nd of 3 straight quality starts ... was the most pitches in a game by an Omaha arm since **Brian Flynn** threw 107 on August 29, 2019 vs. Nashville.
- ✦ After his contract was selected by the Royals July 29, pitched the 9th inning on August 1 @ Toronto, allowing a 2-run homer ... DFA'd the next day and claimed by the Twins August 4.
- ✦ Across 11 games (1 start) with Minnesota, pitched to a 5.45 ERA (20 ER in 33.0 IP) ... made a trio of scoreless appearances for the Twins, including 4.1 scoreless frames August 6 @ Detroit ... finished 5.0 innings twice, both times allowing just 1 run, including his lone start of the year, on August 17 vs. Detroit.

## HATCH'S 2025 SPLITS (TRIPLE-A)

SPLIT	W	L	G	GS	IP	H	R	ER	HR	BB	SO	ERA	AVG
TOTAL	5	6	18	18	91.2	93	43	43	9	28	78	4.22	.262
Home	2	2	8	8	45.1	38	20	20	4	10	39	3.97	.229
Away	3	4	10	10	46.1	55	23	23	5	18	39	4.47	.291
Day	1	1	4	4	21.0	23	11	11	0	9	15	4.71	.280
Night	4	5	14	14	70.2	70	32	32	9	19	63	4.08	.256
1st Half	3	4	12	12	62.0	65	30	30	6	21	54	4.35	.270
2nd Half	2	2	6	6	29.2	28	13	13	3	7	24	3.94	.246
April	0	1	5	5	22.0	26	15	15	2	14	28	6.14	.292
May	2	2	5	5	29.0	28	11	11	4	5	18	3.41	.252
June	1	2	4	4	18.2	24	11	11	2	6	13	5.30	.316
July	2	1	4	4	22.0	15	6	6	1	3	19	2.45	.190

## HATCH'S SEASON & CAREER HIGHS

2025 SEASON		PRO CAREER	
Last: 7/6/2025 vs. Iowa (CHC) 7.0 (2x)		INNINGS PITCHED	8.0 6/14/2017 vs. Frederick (BAL)
Last: 6/18/2025 vs. Durham (TB) 9 (2x)		HITS	12 7/2/2022 vs. TAMPA BAY
4/15/2025 vs. Norfolk (BAL) 8		RUNS	10 7/2/2022 vs. TAMPA BAY
4/15/2025 vs. Norfolk (BAL) 8		EARNED RUNS	10 7/2/2022 vs. TAMPA BAY
Last: 9/2/2025 vs. CHICAGO (AL) 2 (3x)		HOME RUNS	3 (4x) Last: 7/2/2022 vs. TAMPA BAY
8/12/2025 @ NEW YORK (AL) 7		WALKS	7 8/12/2025 @ NEW YORK (AL)
Last: 7/7/2025 vs. Toledo (DET) 7 (2x)		STRIKEOUTS	13 5/28/2017 @ Carolina (MIL)
5/20/2025 @ Salt Lake (LAA) 26		BATTERS FACED	31 6/14/2017 vs. Frederick (BAL)
7/11/2025 vs. Toledo (DET) 107		PITCHES THROWN	107 7/11/2025 vs. Toledo (DET)
7/5/25 (3 <sup>RD</sup> INN.) to 7/20/25 (6 <sup>TH</sup> INN.) 17.0 IP		SCORELESS STREAK	17.0 IP 7/5/25 (3 <sup>RD</sup> INN.) to 7/20/25 (6 <sup>TH</sup> INN.)

## HATCH'S 2025 RUN SUPPORT (OMAHA 7-11 IN HATCH STARTS)

Runs Scored	0	1	2	3	4	5	6	7	8	9	10+
GAMES	5	4	2	3		1	3				
PLAYER W-L	0-3	0-1	1-1	0-1		1-0	3-0				
TEAM W-L	0-5	0-4	1-1	2-1		1-0	3-0				

## HATCH'S 2025 GAME-BY-GAME

Date	Team	G	S	Opponent	Result	Left Game	Dec	I	P	H	R	ER	HR	B	B	S	O	B	F	NP	S
4/3	OMA	✓		vs. Louisville	W, 5-3	End 5th, winning 3-1	-	5.0	2	1	1	1	0	1	0	1	6	17	73	-48	
4/9	OMA	✓		@ St. Paul	L, 3-2	Bottom 5th, losing 2-0	-	4.2	7	2	2	1	0	1	0	1	6	22	86	-51	
4/15	OMA	✓		vs. Norfolk	W, 9-8	Bop 5th, losing 8-3	-	4.2	9	8	8	0	0	3	3	25	82	-50			
4/22	OMA	✓		@ Toledo	L, 9-8 (13)	Bottom 4th, losing 3-1	-	3.2	5	3	3	0	0	5	7	21	93	-53			
4/27	OMA	✓		@ Toledo	L, 2-0	Bottom 5th, losing 1-0	L	4.0	3	1	1	1	0	1	4	6	20	91	-52		
5/2	OMA	✓		vs. Indianapolis	L, 6-0	Top 5th, losing 4-0	L	4.2	6	4	4	0	0	1	6	20	91	-55			
5/8	OMA	✓		@ Louisville (Q)	W, 6-1	Middle 7th, winning 6-1	W	6.0	6	1	1	1	0	0	4	23	66	-47			
5/14	OMA	✓		vs. Columbus (Q)	W, 8-3	End 6th, winning 5-2	W	6.0	6	2	2	2	0	1	2	22	90	-58			
5/20	OMA	✓		@ Salt Lake	L, 6-5	Bottom 6th, losing 4-3	L	5.1	8	4	4	1	0	2	3	26	98	-62			
5/29	OMA	✓		vs. St. Paul (Q)	L, 3-1	End 7th, winning 1-0	-	7.0	2	0	0	0	0	1	4	25	77	-50			
6/12	OMA	✓		@ Toledo (Q)	W, 7-0	Middle 7th, winning 2-0	W	6.0	2	0	0	0	0	1	2	20	61	-45			
6/18	OMA	✓		vs. Durham	L, 7-2	End 5th, losing 4-0	L	5.0	9	4	4	0	1	1	6	24	87	-59			
6/24	OMA	✓		@ Indianapolis	L, 9-1	Middle 3rd, losing 7-0	L	2.0	8	7	7	2	0	2	3	16	64	-37			
6/29	OMA	✓		@ Indianapolis	L, 3-2	Bottom 6th, winning 1-0	-	5.2	5	0	0	0	1	2	2	24	95	-53			
7/5	OMA	✓		vs. Iowa (Q)	W, 8-4	End 7th, winning 6-1	W	7.0	1	1	1	1	0	2	5	24	94	-58			
7/11	OMA	✓		vs. Toledo (Q)	L, 1-0	End 6th, tied 0-0	-	6.0	3	0	0	0	1	0	7	22	107	-68			
7/20	OMA	✓		@ Buffalo (Q)	W, 8-6	Bottom 7th, winning 6-2	W	6.2	6	2	2	0	0	0	4	25	89	-63			
7/26	OMA	✓		@ Syracuse	L, 6-3	Middle 3rd, losing 3-2	L	2.1	5	3	3	0	0	1	3	12	43	-27			
8/1	KC	-		@ Toronto	W, 9-3	End 9th, won 9-3	-	1.0	2	2	2	1	0	0	1	5	19	-12			
8/6	MIN	-		@ Detroit	W, 9-4	Top 8th, winning 9-4	W	4.1	2	0	0	0	0	1	3	15	56	-38			
8/12	MIN	-		@ New York (AL)	L, 9-1	Bottom 7th, losing 6-1	-	4.1	5	4	4	1	0	7	2	24	99	-51			
8/17	MIN	✓		vs. Detroit	W, 8-1	Middle 5th, winning 8-1	W	5.0	3	1	1	1	0	0	3	4	20	81	-46		
8/23	MIN	-		@ Chicago (AL)	L, 8-7	End 8th, lost 7-3	-	5.0	3	1	1	1	0	0	5	17	54	-39			
8/27	MIN	-		@ Toronto	L, 9-8	Bottom 6th, winning 8-6	-	1.1	1	1	1	0	0	1	1	6	26	-13			
9/2	MIN	-		vs. Chicago (AL)	L, 12-3	Middle 7th, losing 9-3	L	2.0	8	6	5	2	0	1	3	16	64	-37			
9/6	MIN	-		@ Kansas City	L, 11-2	End 5th, losing 9-2	-	3.0	6	4	4	0	0	1	0	16	66	-40			
9/9	MIN	-		@ Los Angeles (AL)	L, 12-2	End 7th, losing 12,0	-	1.0	3	3	3	1	0	0	0	6	24	-16			
9/14	MIN	-		vs. Arizona	L, 6-4	Middle 9th, losing 6-4	-	1.0	2	0	0	0	0	1	1	5	17	-10			
9/16	MIN	-		vs. New York (AL)	L, 10-9	Top 8th, losing 10-8	-	2.0	1	0	0	0	0	1	0	7	28	-17			
9/20	MIN	-		vs. Cleveland	L, 6-0	Middle 9th, losing 6-0	-	4.0	4	1	1	1	0	1	2	15	52	-31			

**(Q) Indicates Quality Start**

### HATCH'S 2025 BATTED BALL STATISTICS (TRIPLE-A)

BABIP	GB/FB	LD%	GB%	FB%	IFFB%	HR/FB	Pull%	Cent%	Oppo%	SwStr%
.312	2.18	22.8%	52.9%	24.3%	17.9%	13.4%	51.8%	24.5%	23.7%	11.4%



## #48 RICH HILL

BATS LEFT / THROWS LEFT / HEIGHT 6'5" / WEIGHT 220

**FULL NAME** Richard Joseph Hill  
**BORN** March 11, 1980 in Boston, Massachusetts (Age 45)  
**ACQUIRED** May 14, 2025 – Signed as an Minor League Free Agent  
**DRAFTED** Round 4 – 2002 (112<sup>nd</sup> Overall, Chicago Cubs)  
**COLLEGE** University of Michigan (Ann Arbor, Michigan)  
**HIGH SCHOOL** Milton High School (Milton, Massachusetts)  
**SEASON WITH STORM CHASERS** 1<sup>st</sup> Season  
**MLB DEBUT** June 15, 2005 vs. Florida (1.0 IP, 3 H, 2 ER, 2 K)  
**MLB SERVICE TIME (ENTERING 2025)** 14.141

## 2025 PITCH USAGE (TRIPLE-A GAMES)

PITCHES	4-SEAM	CURVEBALL	CUTTER	SWEeper	SINKER
USAGE (TOTAL)	41.6%	31.7%	11.8%	9.0%	3.3%
AVERAGE VELO	88.4MPH	72.4MPH	84.5MPH	70.7MPH	86.7MPH
WHIFF RATE	26.3% (29/123)	38.7% (71/232)	14.0% (7/50)	30.6% (11/39)	40.0% (2/5)
STRIKEOUTS	15	17	4	7	4
HOME RUNS	3	5	1	0	0
OPPONENT AVG	.283 (17-FOR-60)	.265 (13-FOR-49)	.440 (11-FOR-25)	.000 (0-FOR-12)	.143 (1-FOR-7)

## HILL'S 2025 SEASON AT A GLANCE

- Hill made 9 starts for the Storm Chasers, while also appearing in 2 Arizona Complex League games and 2 Major League games as well.
- Was signed by the Royals on May 14, assigned to Omaha May 28 and had his contract selected by Kansas City on July 22 ... designated for assignment on July 29 and elected free agency August 1, did not appear in a game with another team or organization in 2025.
- 50.0 innings in the Minor Leagues this year were the most Hill threw in a season in the Minors since he threw 54.0 innings in 2015, between the Syracuse Chiefs and Pawtucket Red Sox.
- Was the oldest player in the Minor Leagues since **Jamie Moyer**, who made 5 starts at the age of 49 in 2012 ... the first three came as a member of the Norfolk Tides, following his release from the Colorado Rockies. The last two were with the Las Vegas 51s. (h/t Benjamin Hill/MLB)
- With Hill's appearances for the Royals in the Major Leagues, he tied **Edwin Jackson's** MLB record by playing for his 14th big league club ... it was his 21st season in the Majors, making him the 38th pitcher in the Live Ball Era (since 1920) to appear in at least 21 separate seasons.

## HILL'S 2025 HIGHLIGHTS

- After signing with the Royals on May 14, made 2 starts in the Arizona Complex League with the Royals' Rookie affiliate before being assigned to Omaha on May 28 ... struck out 13 across 8.0 innings of work.
- Threw 4.0 perfect innings in his Royals organization debut, on May 20 against the ACL Cubs ... retired all 12 batters he faced, struck out 7 and only threw 43 pitches ... struck out 2 in each the 2nd, 3rd and 4th innings ... every ACL Cubs hitter he faced in this game was not born when Hill was drafted by the Cubs in 2002.
- Threw a quality start in his second outing with Omaha, on June 7 vs. Iowa (CHC) ... was his first quality start since July 14, 2023 vs. San Francisco, pitching for the Pittsburgh Pirates ... was his first quality start in the Minor Leagues since September 1, 2015 vs. Lehigh Valley, pitching for the Pawtucket Red Sox.
- Struck out 10 over 5.0 innings on July 13 vs. Toledo, a start where he allowed just 1 run but took the loss ... became the first 45-year-old to record double-digit strikeouts in a professional outing since **Nolan Ryan** did so against the Athletics on August 6, 1992.
- Threw 100 pitches in back-to-back starts July 8 and 13 vs. Toledo ... 104 pitches were the 2nd-most by an Omaha pitcher in a start in 2025 and Hill's most in a Minor League game since he threw 104 on April 10, 2010 @ Omaha, with the Memphis Redbirds.
- Hill faced 6 hitters that were not yet born when he was drafted in June 2002 ... Iowa's **Moisés Ballesteros**: born November 2003, Durham's **Carson Williams**: born June 2003, Toledo's **Hao-Yu Lee**, born February 2003, Iowa's **Owen Caissie**: born July 2002, Iowa's **Kevin Alcántara**: born July 2002 & Durham's **Tre' Morgan**: born July 2002 ... those 6 combined to go 6-for-24 (.250 average) off Hill, with 1 homer, 6 walks and 8 strikeouts.
- Had his contract selected July 22 to start that day at Wrigley Field against the Chicago Cubs ... allowed 3 runs (1 earned), but the Royals were shutout in a 6-0 loss ... became the oldest pitcher in the history of Wrigley Field (since 1914) to throw at least 5.0 innings and allow no more than 1 earned run ... allowed 4 runs over 4.0 innings July 28 vs. Atlanta, setting a season-high with 6 walks, DFA'd the next day and did not pitch again in 2025.

## HILL'S 2025 SPLITS (TRIPLE-A)

SPLIT	W	L	G	GS	IP	H	R	ER	HR	BB	SO	ERA	AVG
TOTAL	4	4	9	9	42.0	43	28	25	9	25	48	5.36	.264
Home	2	3	5	5	25.0	25	17	16	6	15	29	5.76	.258
Away	2	1	4	4	17.0	18	11	9	3	10	19	4.76	.273
Day	0	3	3	3	13.0	23	15	13	4	11	14	9.00	.371
Night	4	1	6	6	29.0	20	13	12	5	14	34	3.72	.198
1st Half	3	1	4	4	21.0	14	11	10	4	12	25	4.29	.194
2nd Half	1	3	5	5	21.0	29	17	15	5	13	23	6.43	.319
June	4	1	5	5	27.0	20	13	12	5	13	33	4.00	.211
July	0	3	4	4	15.0	23	15	13	4	12	15	7.80	.338

## HILL'S SEASON &amp; CAREER HIGHS

2025 SEASON	PRO CAREER
Last: 6/26/2025 @ Indianapolis (PIT) 6.0 (2x)	<b>INNINGS PITCHED</b> 9.0 (3x) Last: 8/23/2017 @ PITTSBURGH
7/8/2025 vs. Toledo (DET) 10	<b>HITS</b> 10 (6x) Last: 7/8/2025 vs. Toledo (DET)
Last: 7/8/2025 vs. Toledo (DET) 7 (2x)	<b>RUNS</b> 9 6/30/2009 vs. BOSTON
7/8/2025 vs. Toledo (DET) 7	<b>EARNED RUNS</b> 8 4/15/2005 @ Chattanooga (CIN)
7/8/2025 vs. Toledo (DET) 3	<b>HOME RUNS</b> 4 5/22/2007 @ SAN DIEGO
7/28/2025 vs. ATLANTA 6	<b>WALKS</b> 7 (2x) Last: 5/24/2017 vs. ST. LOUIS
7/13/2025 vs. Toledo (DET) 10	<b>STRIKEOUTS</b> 14 (6x) Last: 7/22/2006 vs. Memphis (STL)
7/8/2025 vs. Toledo (DET) 25	<b>BATTERS FACED</b> 31 (4x) Last: 5/25/2021 vs. KANSAS CITY
7/13/2025 vs. Toledo (DET) 104	<b>PITCHES THROWN</b> 120 9/11/2006 @ ATLANTA
6/1/25 (5 <sup>th</sup> Inn.) TO 6/7/25 (5 <sup>th</sup> Inn.) 6.0 IP	<b>SCORELESS STREAK</b> 25.0 IP 7/7/2016 TO 9/10/2016

## HILL'S 2025 RUN SUPPORT (OMAHA 4-5 IN HILL STARTS)

RUNS SCORED	0	1	2	3	4	5	6	7	8	9	10+
GAMES	3	1		1	1	1	1				1
PLAYER W-L	0-2	0-1		0-1	1-0	1-0	1-0				1-0
TEAM W-L	0-3	0-1		0-1	1-0	1-0	1-0				1-0

## HILL'S 2025 GAME-BY-GAME

DATE	TEAM	GS	OPPONENT	RESULT	LEFT GAME	DEC	IP	H	R	ER	HR	BB	SO	BF	NP-S	
5/20	ACL	✓	vs. ACL Cubs	W, 8-2	End 4th, tied 0-0	-	4.0	0	0	0	0	0	7	12	43-33	
5/26	ACL	✓	@ ACL White Sox	W, 10-7	Middle 5th, winning 6-4	-	4.0	7	4	4	2	0	6	19	67-50	
6/1	OMA	✓	vs. St. Paul	W, 6-3	End 5th, winning 5-3	W	5.0	5	3	3	2	1	1	4	22	69-42
6/7	OMA	✓	vs. Iowa (Q)	W, 6-5	End 6th, winning 6-1	W	6.0	1	1	0	0	1	2	6	20	82-47
6/14	OMA	✓	@ Toledo	W, 6-2	Middle 6th, winning 4-2	W	5.0	3	2	2	1	1	4	9	22	94-51
6/20	OMA	✓	vs. Durham	L, 12-3	End 5th, losing 5-3	L	5.0	5	5	5	1	0	5	6	24	88-55
6/26	OMA	✓	@ Indianapolis (Q)	W, 17-2	Middle 7th, winning 14-2	W	6.0	6	2	2	1	0	1	8	24	93-70
7/2	OMA	✓	@ Iowa	L, 10-6	Bottom 5th, losing 5-1	L	4.0	9	7	5	1	0	4	1	24	92-54
7/8	OMA	✓	vs. Toledo	L, 12-8	End 4th, losing 7-0	L	4.0	10	7	7	3	0	3	3	25	101-62
7/13	OMA	✓	vs. Toledo	L, 6-1	End 5th, losing 1-0	L	5.0	4	1	1	0	0	4	10	24	104-66
7/19	OMA	✓	@ Buffalo	L, 3-2	Middle 2nd, tied 0-0	-	2.0	0	0	0	0	0	1	1	7	31-18
7/22	KC	✓	@ Chicago (NL)	L, 6-0	End 6th, losing 3-0	L	5.0	6	3	1	0	0	2	1	23	90-55
7/28	KC	✓	vs. Atlanta	L, 10-7	Middle 4th, losing 4-2	L	4.0	3	4	4	2	0	6	3	20	81-45

(Q) Indicates Quality Start

## HILL'S 2025 BATTED BALL STATISTICS (ROOKIE + TRIPLE-A)

BABIP	GB/FB	LD%	GB%	FB%	IFFB%	HR/FB	Pull%	Cent%	Opp%	SwStr%
.318	0.89	26.1%	34.8%	39.1%	11.1%	20.0%	46.1%	30.4%	23.5%	11.1%







## #25 LUINDER AVILA

(loo-IN-durr AH-vee-lah)

BATS RIGHT / THROWS RIGHT / HEIGHT 6'3" / WEIGHT 225

FULL NAME Luinder Gabriel Avila

BORN August 21, 2001 in Caracas, Venezuela (Age 23)

ACQUIRED March 3, 2018 - Signed as an International Free Agent

SEASON WITH STORM CHASERS 2<sup>ND</sup> Season

MLB DEBUT August 13, 2025 vs. Washington (1.0 IP, 0 H, 0 ER, 1 K)

MLB SERVICE TIME (ENTERING 2025) 0.000

## 2025 PITCH USAGE (TRIPLE-A GAMES)

PITCHES	CURVEBALL	4-SEAM	SINKER	CHANGEUP
USAGE (TOTAL)	39.9%	29.2%	21.1%	9.7%
AVERAGE VELO	81.9MPH	94.9MPH	95.1MPH	88.2MPH
WHIFF RATE	42.6% (66/155)	24.2% (30/124)	19.1% (17/89)	30.0% (12/40)
STRIKEOUTS	45	5	9	2
HOME RUNS	3	3	1	0
OPPONENT AVG	.167 (14-FOR-84)	.407 (22-FOR-54)	.128 (6-FOR-47)	.333 (6-FOR-18)

## AVILA'S 2025 SEASON AT A GLANCE

- Avila made 14 appearances (9 starts) for Triple-A Omaha while also making his Major League debut and appearing in 13 games for the Royals.
- Ranked 5th among Storm Chasers pitchers in innings pitched (53.1) and strikeouts (61), and tied for 4th in starts.
- Tied for 2nd on the Storm Chasers with 3 quality starts, all coming between April 1 and May 10.
- Missed 60 games while on Omaha's 7-Day Injured List from May 25 to August 4 ... during that time, made 3 rehab starts with High-A Quad Cities.
- Made his Major League debut on August 13 vs. Washington and spent the entire month of September in the big leagues with Kansas City.

## AVILA'S 2025 HIGHLIGHTS

- Added to Kansas City's 40-man roster at the beginning of the 2024/25 offseason and optioned to Triple-A Omaha on March 9, the first player optioned to Omaha during Spring Training.
- Pitched 3.0 innings of relief (4th to 6th innings) in the Royals' Spring Breakout game on March 14 @ Arizona.
- Started Omaha's home opener on April 1 vs. Louisville (CIN), retiring his first 12 hitters and striking out a career-high 11 over 5.2 innings.
- Recorded his first two quality starts on Sundays, each his second appearance against that opponent in the series ... between the two Sunday starts - April 6 vs. Louisville and May 4 vs. Indianapolis (PIT) - combined to allow 3 ER in 12.0 IP (2.25 ERA) with 8 strikeouts ... threw back-to-back quality starts May 4 and May 10.
- Made one of the best starts of his professional career on May 10 @ Louisville (CIN), allowing just 2 hits in 7.0 innings with 8 strikeouts ... retired his first 7 and final 14 hitters ... this outing marked the 6th time in his career throwing 6.0+ scoreless frames, the 2nd time doing so without a walk, and the 2nd time with 5+ strikeouts.
- Worked in bulk relief behind an opener on May 22 @ Salt Lake (LAA), allowing 3 runs on 4 hits in 3.2 innings ... placed on Omaha's injured list three days later (May 25) after reporting "soreness" following the outing, per MLB.com's Anne Rogers.
- Made 3 rehab outings with High-A Quad Cities, striking out 10 over 6.0 innings and throwing 90 total pitches between July 25 and August 3.
- Returned from the injured list with a start in Triple-A on August 8 @ Indianapolis, tossing 2.2 scoreless innings ... finished the season with four additional relief appearances (August 17-30), allowing 8 ER in 9.0 IP (8.00 ERA) with 10 strikeouts.
- Recalled by Kansas City on August 11 and made his MLB debut on August 13 vs. Washington, pitching a perfect 8th inning ... optioned on August 16 without another appearance, then recalled on September 1 ... pitched exclusively for the Royals in September, not allowing a run in 9 consecutive outings from September 5 to 25 (9.2 scoreless IP).
- Appeared in 13 MLB games, going 1-1 with a 1.29 ERA (2 ER in 14.0 IP) and 16 strikeouts ... 11 of his 13 outings were scoreless.

## AVILA'S 2025 SPLITS (TRIPLE-A)

SPLIT	W	L	G	GS	IP	H	R	ER	HR	BB	SO	ERA	AVG
TOTAL	2	3	14	9	53.1	48	32	31	7	23	61	5.23	.236
Home	1	3	8	5	30.2	30	19	19	3	15	33	5.58	.250
Away	1	0	6	4	22.2	18	13	12	4	8	28	4.76	.217
Day	1	1	5	4	22.1	22	14	14	3	9	21	5.64	.253
Night	1	2	9	5	31.0	26	18	17	4	14	40	4.94	.224
1st Half	3	4	12	12	62.0	65	30	30	6	21	54	4.35	.270
2nd Half	2	2	6	6	29.2	28	13	13	3	7	24	3.94	.246
April	0	1	5	5	22.0	19	16	15	3	11	28	6.14	.232
May	2	1	4	3	19.2	16	8	8	1	7	21	3.66	.213
August	0	1	5	1	11.2	13	8	8	3	5	12	6.17	.283

## AVILA'S SEASON &amp; CAREER HIGHS

2025 SEASON			PRO CAREER		
5/10/2025 @ Louisville (CIN)	7.0	INNINGS PITCHED	7.0 (3x)	Last: 5/10/2025 @ Louisville (CIN)	
4/6/2025 vs. Louisville (CIN)	6	HITS	9 (2x)	Last: 9/10/2023 @ South Bend (CHC)	
4/29/2025 vs. Indianapolis (PIT)	5	RUNS	8	6/28/2023 vs. Wisconsin (MIL)	
4/29/2025 vs. Indianapolis (PIT)	5	EARNED RUNS	7 (3x)	Last: 6/28/2023 vs. Wisconsin (MIL)	
Last: 8/26/2025 vs. Lehigh Valley (PHI)	1 (7x)	HOME RUNS	1 (28x)	Last: 8/26/2025 vs. Lehigh Valley (PHI)	
5/15/2025 vs. Columbus (CLE)	4	WALKS	8	9/3/2023 vs. Peoria (STL)	
4/1/2025 vs. Louisville (CIN)	11	STRIKEOUTS	11	4/1/2025 vs. Louisville (CIN)	
4/6/2025 vs. Louisville (CIN)	25	BATTERS FACED	28	8/30/2023 vs. Beloit (MIA)	
5/10/2025 @ Louisville (CIN)	87	PITCHES THROWN	93	9/10/2023 @ South Bend (CHC)	
9/2/25 (9 <sup>TH</sup> INN) to 9/25/25 (9 <sup>TH</sup> INN)	10.2 IP	SCORELESS STREAK	13.0 IP	8/12/21 (2 <sup>ND</sup> INN) to 8/22/21 (4 <sup>TH</sup> INN)	

## AVILA'S 2025 RUN SUPPORT (OMAHA 4-5 IN AVILA STARTS)

RUNS SCORED	0	1	2	3	4	5	6	7	8	9	10+
GAMES	2	1	2		1	2				1	
PLAYER W-L	0-1	0-0	0-1		0-0	1-0				1-0	
TEAM W-L	1-1	0-1	0-2		0-1	1-0				1-0	

## AVILA'S 2025 GAME-BY-GAME

DATE	TEAM	GS	OPPONENT	RESULT	LEFT GAME	DEC	IP	H	R	ER	HR	BB	SO	BF	NP	S	
4/1	OMA	✓	vs. Louisville	L, 6-3	Top 6th, winning	1-0	-	5.2	1	1	1	0	1	11	19	79-52	
4/6	OMA	✓	vs. Louisville (Q)	L, 7-5 (10)	End 6th, tied	2-2	-	6.0	6	2	2	0	2	5	25	81-52	
4/12	OMA	✓	@ St. Paul	W, 7-5	Bottom 4th, winning	5-3	-	3.1	5	4	4	1	0	3	4	17	82-42
4/23	OMA	✓	@ Toledo	L, 8-4	Middle 4th, tied	4-4	-	3.0	3	4	3	1	0	2	4	14	58-32
4/29	OMA	✓	vs. Indianapolis	L, 9-7	End 4th, losing	5-2	L	4.0	4	5	5	1	0	3	4	20	79-47
5/4	OMA	✓	vs. Indianapolis (Q)	W, 8-1	End 6th, winning	5-1	W	6.0	5	1	1	0	0	1	3	24	81-54
5/10	OMA	✓	@ Louisville (Q)	W, 9-0	Middle 8th, winning	9-0	W	7.0	2	0	0	0	0	0	8	23	87-59
5/15	OMA	✓	vs. Columbus	L, 14-10	End 3rd, losing	4-0	L	3.0	5	4	4	0	1	4	5	19	76-39
5/22	OMA	-	@ Salt Lake	L, 9-5	Bottom 5th, losing	3-2	-	3.2	4	3	3	1	0	2	5	17	74-45
7/25	QC *	✓	vs. Wisconsin	W, 6-2	End 1st, losing	1-0	-	1.0	1	1	1	0	0	1	2	5	20-13
7/29	QC *	✓	@ South Bend	W, 2-0	Middle 3rd, winning	1-0	-	2.0	1	0	0	0	0	2	2	8	33-16
8/3	QC *	✓	@ South Bend	L, 6-2	Middle 4th, losing	1-0	-	3.0	2	1	1	0	0	0	6	10	37-27
8/8	OMA	✓	@ Indianapolis	W, 2-1	Bottom 3rd, tied	0-0	-	2.2	2	0	0	0	1	1	2	11	52-28
8/13	KC	-	vs. Washington	L, 8-7	Middle 8th, tied	7-7	-	1.0	0	0	0	0	0	0	1	3	10-6
8/17	OMA	-	vs. St. Paul	W, 12-11	Middle 5th, losing	6-5	-	1.2	5	3	3	1	0	2	1	11	49-29
8/21	OMA	-	@ Columbus	L, 9-5	End 7th, losing	7-4	-	3.0	2	2	2	1	1	0	5	12	39-29
8/26	OMA	-	vs. Lehigh Valley	W, 11-9	Middle 7th, losing	8-7	-	3.0	3	2	2	1	0	0	3	12	50-31
8/30	OMA	-	vs. Lehigh Valley	L, 7-6 (5)	Top 5th, losing	7-6	L	1.1	1	1	1	0	0	2	1	7	40-20
9/2	KC	-	vs. Los Angeles (AL)	L, 5-1	Middle 9th, losing	5-1	-	2.0	3	1	1	0	0	0	2	9	27-18
9/6	KC	-	vs. Minnesota	W, 11-2	Middle 8th, winning	11-2	-	1.0	0	0	0	0	0	1	2	4	13-8
9/7	KC	-	vs. Minnesota	L, 5-1	Middle 9th, losing	5-1	-	1.0	0	0	0	0	0	0	2	3	15-9
9/10	KC	-	@ Cleveland	W, 4-3	End 6th, losing	3-2	W	2.0	1	0	0	0	0	1	1	8	31-17
9/12	KC	-	@ Philadelphia	L, 8-2	End 8th, losing	8-2	-	1.0	0	0	0	0	0	0	1	3	11-8
9/14	KC	-	@ Philadelphia	W, 10-3	End 9th, won	10-3	-	0.1	0	0	0	0	0	0	0	1	8-5
9/16	KC	-	vs. Seattle	L, 12-5	Middle 6th, losing	10-1	-	1.0	0	0	0	0	0	2	2	6	33-21
9/19	KC	-	vs. Toronto	W, 20-1	Middle 9th, won	20-1	-	1.1	0	0	0	0	0	0	1	4	14-10
9/21	KC	-	vs. Toronto	L, 8-5	Middle 9th, losing	8-5	-	1.0	0	0	0	0	0	1	0	4	13-6
9/25	KC	-	@ Los Angeles (AL)	W, 9-4	End 9th, won	9-4	-	1.0	0	0	0	0	0	0	2	3	15-10
9/26	KC	-	@ Athletics	L, 4-3	Bottom 9th, lost	4-3	L	0.1	2	1	1	0	0	0	0	3	10-6
9/28	KC	-	@ Athletics	W, 9-2	End 9th, won	9-2	-	1.0	1	0	0	0	0	1	2	5	17-9

(Q) Indicates Quality Start

\* Indicates Rehab Appearance

## AVILA'S 2025 BATTED BALL STATISTICS (HIGH A + TRIPLE-A)

BABIP	GB/FB	LD%	GB%	FB%	IFFB%	HR/FB	Pull%	Cent%	Oppo%	SwStr%
.299	1.55	22.2%	47.2%	30.6%	20.5%	15.9%	44.4%	31.3%	24.3%	12.4%





## #52 NOAH CAMERON

BATS LEFT    THROWS LEFT    HEIGHT 6'3"    WEIGHT 235

**FULL NAME** Noah Cameron**BORN** July 17, 1999 in St. Joseph, Missouri (Age 25)**DRAFTED** Round 7 - 2021 (199<sup>th</sup> Overall, Kansas City Royals)**COLLEGE** University of Central Arkansas (Conway, Arkansas)**HIGH SCHOOL** Central High School (St. Joseph, Missouri)**SEASON WITH STORM CHASERS** 2<sup>nd</sup> Season**MLB DEBUT** April 30, 2025 @ Tampa Bay (6.1 IP, 1 H, 0 ER, 3 K)**MLB SERVICE TIME (ENTERING 2025)** 0.000

## 2025 PITCH USAGE (TRIPLE-A GAMES)

PITCHES	4-SEAM	CHANGEUP	CURVEBALL	CUTTER	SLIDER
USAGE (TOTAL):	34.5%	24.3%	22.2%	14.3%	4.7%
AVERAGE VELO:	92.6MPH	80.9MPH	81.9MPH	88.7MPH	84.8MPH
WHIFF RATE:	20.0% (17/85)	44.3% (35/79)	38.5% (20/52)	31.3% (10/32)	23.1% (3/13)
STRIKEOUTS:	6	11	17	2	2
HOME RUNS:	2	1	1	0	0
OPPONENT AVG:	.257 (9-for-35)	.188 (6-for-32)	.179 (5-for-28)	.214 (3-for-14)	.143 (1-for-7)

## CAMERON'S 2025 SEASON AT A GLANCE

- ✓ Cameron made 7 starts for the Storm Chasers, while also making his Major League debut in April and starting 24 games for the Royals.
- ✓ Optioned to Triple-A on March 10 and opened the season with Omaha ... recalled on April 30 for his MLB debut, then returned to the Majors on May 17, finishing the year with Kansas City.
- ✓ Ranked 2nd among Royals pitchers in wins (9), 4th in starts (24) and innings pitched (138.1) and 5th in strikeouts (114) ... his 10 quality starts ranked 4th on the team and tied for 1st among Major League rookies.

## CAMERON'S 2025 HIGHLIGHTS

- ✓ Started the Royals' Spring Breakout Game on March 14 @ Arizona, allowing 2 runs on 6 hits and 3 walks with 4 strikeouts over 3.0 innings ... both runs came in the 1st inning before he threw scoreless 2nd and 3rd frames but took the loss.
- ✓ 10 of his 13 runs allowed in Triple-A came in the 1st and 4th innings ... did not allow a run in either the 2nd or 5th ... 5 of those 13 runs came in one start, over 4.0 innings on April 18 vs. Norfolk (BAL) ... combined to allow 7 ER across his remaining 6 starts (28.2 IP).
- ✓ In his season debut on April 2 vs. Louisville (CIN), retired 12 of his final 14 hitters, allowing just 1 earned run over 5.0 innings to earn the win.
- ✓ Recorded 1 quality start among 7 outings for Omaha, tossing 6.0 scoreless innings on April 8 @ St. Paul (MIN) ... earned wins in each of his first 2 Triple-A starts.
- ✓ Recalled by Kansas City on April 30 to make his Major League debut that night at Tampa Bay ... carried a no-hitter into the 7th inning against the Rays, beginning his MLB career with 6.1 hitless frames before allowing a single to Curtis Mead with one out in the 7th ... set a career high with 5 walks ... became the 11th Royals starter to win his MLB debut and the 8th pitcher (3rd LHP) in the Expansion Era to carry a no-hit bid of 6.1+ innings in his debut.
- ✓ Optioned back to Omaha after his MLB debut and made 2 more Triple-A starts (10.1 IP) in May before being recalled again on May 17 to finish the season in the Major Leagues.
- ✓ Finished his rookie campaign with 24 Major League starts (10 quality starts), posting a 2.99 ERA (46 ER in 138.1 IP), 1.10 WHIP (43 BB + 109 H) and a .214 opponents' average (109-for-509) ... among AL rookies with at least 20 starts, ranked 1st in ERA, WHIP, opponents' average and ground-ball double plays (14).
- ✓ Allowed 0 or 1 run in 13 of his 24 MLB starts, including 8 scoreless outings ... limited opponents to fewer than 2 runs in each of his first 5 MLB starts, compiling a 0.85 ERA (3 ER in 31.2 IP) from April 30 to June 5.
- ✓ Worked into the 7th inning in 10 starts, including 3 consecutive outings from September 9 to 20 vs. first-place clubs (Cleveland, Philadelphia and Toronto) ... during that stretch, posted a 2.18 ERA (5 ER in 20.2 IP) and 0.77 WHIP (3 BB + 13 H) with 20 strikeouts.
- ✓ Recorded three 7.0-inning outings, 3rd most among MLB rookies, including back-to-back starts on September 9 and 14.
- ✓ Produced two season-high 12.0-inning scoreless streaks: across his first two starts (April 2 to 13) with Omaha and again from September 14 to 20 with Kansas City.
- ✓ In the Major Leagues, allowed 18 home runs in 138.1 innings (1.17 HR/9), with 58.7% of his runs scoring via the home run ... limited opponents to a .203 average (15-for-74) with runners in scoring position ... issued 42 walks (2.80 BB/9), only 8 of which came around to score.

## CAMERON'S 2025 SPLITS (TRIPLE-A)

SPLIT	W	L	G	GS	IP	H	R	ER	HR	BB	SO	ERA	AVG
TOTAL	2	1	7	7	32.2	24	13	12	4	13	38	3.31	.207
Home	1	0	2	2	9.0	9	7	6	3	4	12	6.00	.257
Away	1	1	5	5	23.2	15	6	6	1	9	26	2.28	.185
Day	1	0	3	3	15.1	9	5	4	1	9	19	2.35	.173
Night	1	1	4	4	17.1	15	8	8	3	4	19	4.15	.234
1st Half	2	1	7	7	32.2	24	13	12	4	13	38	3.31	.207
April	2	0	5	5	22.1	15	9	8	3	8	27	3.22	.188
May	0	1	2	2	10.1	9	4	4	1	5	11	3.48	.250

## CAMERON'S SEASON &amp; CAREER HIGHS

2025 SEASON		PRO CAREER	
Last: 9/14/2025 @ PHILADELPHIA 7.0 (3x)	INNINGS PITCHED	7.0 (5x)	Last: 9/14/2025 @ PHILADELPHIA
8/25/2025 @ CHICAGO (AL) 8	HITS	10 (3x)	Last: 7/4/2024 @ Springfield (STL)
Last: 8/25/2025 @ CHICAGO (AL) 6 (2x)	RUNS	7	5/9/2023 vs. Cedar Rapids (MIN)
Last: 8/25/2025 @ CHICAGO (AL) 6 (2x)	EARNED RUNS	7	5/9/2023 vs. Cedar Rapids (MIN)
Last: 9/14/2025 @ PHILADELPHIA 2 (5x)	HOME RUNS	3 (3x)	Last: 9/6/2024 @ Memphis (STL)
Last: 9/4/2025 vs. LOS ANGELES (AL) 5 (2x)	WALKS	5 (2x)	Last: 9/4/2025 vs. LOS ANGELES (AL)
Last: 9/9/2025 @ CLEVELAND 8 (3x)	STRIKEOUTS	12	5/22/2022 @ Dayton (CIN)
Last: 8/2/2025 @ TORONTO 27 (3x)	BATTERS FACED	27 (4x)	Last: 8/2/2025 @ TORONTO
7/7/2024 vs. PITTSBURGH 109	PITCHES THROWN	109	7/7/2024 vs. PITTSBURGH
Last: 9/14/25 (2 <sup>nd</sup> Inn.) to 9/20/25 (6 <sup>th</sup> Inn.) 12.0 IP (2x)	SCORELESS STREAK	15.0 IP	5/16/23 (1 <sup>st</sup> Inn.) to 5/30/23 (2 <sup>nd</sup> Inn.)

## CAMERON'S 2025 RUN SUPPORT (OMAHA 4-3 IN CAMERON STARTS)

RUNS SCORED	0	1	2	3	4	5	6	7	8	9	10+
GAMES	3	2	1								1
PLAYER W-L	0-1	0-0	1-0								1-0
TEAM W-L	0-3	2-0	1-0								1-0

## CAMERON'S 2025 GAME-BY-GAME

DATE	TEAM	GS	OPPONENT	RESULT	LEFT GAME	DEC	IP	H	R	ER	HR	BB	SO	BF	NP-S
4/2	OMA	✓	vs. Louisville	W, 12-6	End 5th, winning 11-2	W	5.0	3	2	1	1	0	3	6	21 77 - 47
4/8	OMA	✓	@ St. Paul (Q)	W, 3-0	Middle 7th, winning 2-0	W	6.0	2	0	0	0	0	1	5	21 78 - 50
4/13	OMA	✓	@ St. Paul	W, 5-3	Bottom 6th, losing 2-1	-	5.1	4	2	2	0	0	2	7	21 98 - 63
4/18	OMA	✓	vs. Norfolk	W, 10-8	End 4th, losing 5-1	-	4.0	6	5	5	2	0	1	6	19 88 - 57
4/26	OMA	✓	@ Toledo [G1]	L, 3-1 (7)	Middle 3rd, tied 0-0	-	2.0	0	0	0	0	0	1	3	7 30 - 21
4/30	KC	✓	@ Tampa Bay (Q)	W, 3-0	Bottom 7th, winning 3-0	W	6.1	1	0	0	0	0	5	3	25 79 - 46
5/6	OMA	✓	@ Louisville	L, 9-1	Bottom 6th, losing 3-0	L	5.1	7	3	3	1	1	1	5	23 94 - 60
5/11	OMA	✓	@ Louisville	L, 4-3	End 5th, losing 1-0	-	5.0	2	1	1	0	1	4	6	21 94 - 54
5/17	KC	✓	vs. St. Louis	L, 1-0	Top 7th, losing 1-0	L	6.1	2	1	1	1	0	0	3	21 81 - 55
5/23	KC	✓	@ Minnesota	L, 3-1	Bottom 7th, tied 1-1	-	6.2	4	1	1	1	0	1	8	25 82 - 57
5/28	KC	✓	vs. Cincinnati	W, 3-2	Top 7th, winning 2-1	W	6.1	6	1	1	0	0	2	2	27 92 - 59
6/5	KC	✓	@ St. Louis	L, 6-5 (10)	End 6th, winning 3-0	-	6.0	2	0	0	0	0	2	3	21 82 - 46
6/10	KC	✓	vs. New York (AL)	L, 10-2	Top 6th, losing 8-1	L	5.2	7	6	6	2	0	1	6	25 102 - 68
6/15	KC	✓	vs. Athletics	L, 3-2	Middle 5th, winning 2-0	-	5.0	4	0	0	0	0	1	7	19 83 - 57
6/21	KC	✓	@ San Diego	L, 5-1	Bottom 6th, losing 2-1	L	5.1	5	2	2	0	0	3	2	22 88 - 53
6/27	KC	✓	vs. Los Angeles (AL)	L, 5-4	Top 5th, losing 5-4	L	4.0	3	5	5	2	0	3	4	19 84 - 48
7/2	KC	✓	@ Seattle	L, 3-2	Bottom 5th, losing 1-0	-	4.2	4	0	0	0	0	1	5	19 80 - 49
7/7	KC	✓	vs. Pittsburgh	W, 9-3	Middle 7th, winning 8-2	W	7.0	3	2	2	1	0	1	7	25 109 - 68
7/13	KC	✓	vs. New York (NL)	W, 3-2	Top 7th, winning 2-0	-	6.2	7	0	0	0	0	2	8	27 93 - 59
7/21	KC	✓	@ Chicago (NL)	W, 12-4	End 6th, winning 7-4	W	6.0	7	4	4	2	0	0	7	25 101 - 62
7/27	KC	✓	vs. Cleveland	W, 4-1	Middle 5th, winning 3-0	W	5.0	3	0	0	0	1	1	6	20 83 - 51
8/2	KC	✓	@ Toronto	L, 4-2	Bottom 7th, losing 3-2	L	6.1	6	4	4	0	1	1	1	27 94 - 61
8/9	KC	✓	@ Minnesota	W, 2-0	Bottom 6th, winning 1-0	W	5.2	6	0	0	0	0	1	2	4 25 91 - 52
8/15	KC	✓	vs. Chicago (AL)	W, 3-1	Top 6th, winning 2-1	W	5.1	6	1	1	1	0	2	2	23 79 - 46
8/20	KC	✓	vs. Texas	L, 6-3	Top 5th, winning 3-2	-	4.2	3	2	2	1	0	3	5	20 89 - 56
8/25	KC	✓	vs. Chicago (AL)	L, 7-0	End 5th, losing 6-0	L	5.0	8	6	6	2	0	0	0	23 88 - 57
9/4	KC	✓	vs. Los Angeles (AL)	W, 4-3	Middle 5th, winning 3-2	-	5.0	5	3	3	1	0	5	5	22 93 - 54
9/9	KC	✓	@ Cleveland	L, 2-0	End 7th, losing 2-0	L	7.0	6	2	2	1	0	0	8	26 100 - 75
9/14	KC	✓	@ Philadelphia	W, 10-3	End 7th, winning 8-2	W	7.0	4	2	2	2	0	1	7	24 97 - 62
9/20	KC	✓	vs. Toronto	W, 2-1	Top 7th, winning 2-1	W	6.2	3	1	1	1	0	2	5	24 98 - 62
9/26	KC	✓	@ Athletics	L, 4-3	Top 5th, tied 3-3	-	4.2	4	3	3	0	0	4	6	22 96 - 52

(Q) Indicates Quality Start

## CAMERON'S 2025 BATTED BALL STATISTICS (TRIPLE-A)

BABIP	GB/FB	LD%	GB%	FB%	IFFB%	HR/FB	Pull%	Cent%	Oppo%	SwStr%
.263	2.93	30.4%	51.9%	17.7%	21.4%	28.6%	45.6%	16.5%	38.0%	14.3%



## #60 DALLAS KEUCHEL

BATS LEFT	THROWS LEFT	HEIGHT 6'2"	WEIGHT 205
<b>FULL NAME</b> Dallas Keuchel			
<b>BORN</b> January 1, 1988 in Tulsa, Oklahoma (Age 37)			
<b>ACQUIRED</b> July 9, 2025 – Signed as an Minor League Free Agent			
<b>DRAFTED</b> Round 7 – 2009 (221 <sup>st</sup> Overall, Houston Astros)			
<b>COLLEGE</b> University of Arkansas (Fayetteville, Arkansas)			
<b>HIGH SCHOOL</b> Bishop Kelley High School (Tulsa, Oklahoma)			
<b>SEASON WITH STORM CHASERS</b> 1 <sup>st</sup> Season			
<b>MLB DEBUT</b> June 7, 2012 @ Texas (5.0 IP, 4 H, 1 ER, 2 K)			
<b>MLB SERVICE TIME</b> (ENTERING 2025) 0.030			

## 2025 PITCH USAGE (TRIPLE-A GAMES)

PITCHES	SINKER	CHANGEUP	SLIDER	CUTTER	4-SEAM
USEAGE (TOTAL)	39.2%	25.8%	19.9%	14.1%	1.0%
AVERAGE VELO	87.4MPH	79.7MPH	77.4MPH	83.9MPH	87.8MPH
WHIFF RATE	15.4% (18/117)	31.2% (14/40)	58.2% (32/55)	21.1% (10/32)	0.0% (0/3)
STRIKEOUTS	7	7	12	4	0
HOME RUNS	1	0	1	1	0
OPPONENT AVG	.221 (15-FOR-68)	.350 (14-FOR-40)	.174 (4-FOR-23)	.417 (5-FOR-12)	.000 (0-FOR-1)

## KEUCHEL'S 2025 SEASON AT A GLANCE

- Keuchel made 7 starts for Triple-A Omaha after signing a Minor League contract with Kansas City in July ... released in August and did not appear in a game with another team or organization in 2025.
- Recorded 1 quality start for the Storm Chasers, allowing 3 earned runs over 6.0 innings in a no-decision effort on August 5 @ Indianapolis.
- The 2015 American League Cy Young Award winner, Keuchel became just the 4th Cy Young recipient to pitch for the Triple-A Omaha franchise, joining 1989 NL winner **Mark Davis** (1991 Omaha), 1994 AL winner **David Cone** (198--86 Omaha) and 2009 AL winner **Zack Greinke** (2004, 2022 Omaha).

## KEUCHEL'S 2025 HIGHLIGHTS

- ✘ Signed a Minor League contract with the Royals on July 9 and was assigned to Triple-A Omaha on July 12.
- ✘ Made his Storm Chasers debut on July 12 vs. Toledo (DET), working a perfect 1st inning to begin his Omaha tenure.
- ✘ Posted a 55.9% ground-ball rate, ranking 1st among 17 Storm Chasers pitchers with at least 30.0 innings pitched ... also ranked 3rd in ground-ball rate among 78 Royals Minor Leaguers and 18th among 329 International League pitchers (min. 30.0 IP).
- ✘ Of his 594 pitches thrown for the Storm Chasers, only 2 registered above 89.0MPH, and he did not touch 90.0MPH ... his hardest pitch of the season was 89.1MPH, reached once in each of his August starts at Indianapolis ... his fastest pitch across his first 4 starts was 88.6MPH ... his fastest strikeout pitch was 88.4MPH, recorded in his final start on August 16 vs. St. Paul (MIN).
- ✘ Recorded a 66.0% first-pitch strike rate, the highest among Omaha pitchers with at least 20.0 innings pitched and the top mark among Storm Chasers starters with multiple starts ... since 2023, his 66.0% rate ranked 2nd among 42 Omaha pitchers with at least 130 batters faced (1st: **Alec Marsh**, 69.9%).
- ✘ Saw greater success at Werner Park than on the road ... posted a 3.07 ERA (5 ER in 14.2 IP) and 1.23 WHIP (3 BB, 15 H) across 3 starts in Papillon, compared to a 3.86 ERA (9 ER in 21.0 IP) and 1.52 WHIP (9 BB, 23 H) in 4 away starts.
- ✘ Induced a ground-ball double play in each of his first 2 starts with Omaha, but did not record another the rest of the season.
- ✘ Threw at least 5.0 innings in each of his final 5 starts from July 24 to August 16 ... logged 1 quality start in that stretch and came just 1 out shy of a quality start in each of his final 2 outings with Omaha.
- ✘ Allowed a season-high 5 runs on August 5 @ Indianapolis (PIT) but still recorded a quality start, with just 3 of the 5 runs earned.
- ✘ After striking out 22 batters across his first 30.0 innings (6.60 K/9), struck out a season-high 8 over 5.2 innings in his final outing on August 16 vs. St. Paul (MIN), without issuing a walk for only the second time in 2025.
- ✘ Improved his ERA from 4.42 (9 ER in 18.1 IP) over 4 July starts to 2.60 (5 ER in 17.1 IP) in 3 August outings, before opting out of his contract.

## KEUCHEL'S 2025 SPLITS (TRIPLE-A)

SPLIT	W	L	G	GS	IP	H	R	ER	HR	BB	SO	ERA	AVG
TOTAL	2	1	7	7	35.2	38	18	14	3	12	30	3.53	.264
Home	1	0	3	3	14.2	15	7	5	2	3	14	3.07	.250
Away	1	1	4	4	21.0	23	11	9	1	9	16	3.86	.274
Day	2	0	2	2	10.2	10	3	3	1	4	8	2.53	.238
Night	0	1	5	5	25.0	28	15	11	2	8	22	3.96	.275
2nd Half	2	1	7	7	35.2	38	18	14	3	12	30	3.53	.264
July	1	1	4	4	18.1	18	9	9	2	6	16	4.42	.254
August	1	0	3	3	17.1	20	9	5	1	6	14	2.60	.274

## KEUCHEL'S SEASON & CAREER HIGHS

2025 SEASON		PRO CAREER	
8/5/2025 @ Indianapolis (PIT)	6.0	INNINGS PITCHED	9.0 (12x) Last: 4/25/2017 @ CLEVELAND
Last: 8/16/2025 vs. St. Paul (MIN)	7 (3x)	HITS	13 (4x) Last: 6/10/2018 @ TEXAS
8/5/2025 @ Indianapolis (PIT)	5	RUNS	12 5/19/2012 @ Reno (AZ)
7/24/2025 @ Syracuse (NYM)	4	EARNED RUNS	12 5/19/2012 @ Reno (AZ)
Last: 8/16/2025 vs. St. Paul (MIN)	1 (3x)	HOME RUNS	3 (17x) Last: 5/16/2024 @ SAN FRANCISCO
Last: 8/10/2025 @ Indianapolis (PIT)	3 (3x)	WALKS	6 (2x) Last: 4/10/2016 @ MILWAUKEE
8/16/2025 vs. St. Paul (MIN)	8	STRIKEOUTS	13 (2x) Last: 6/20/2022 vs. ACL Athletics (OAK)
8/5/2025 @ Indianapolis (PIT)	27	BATTERS FACED	37 8/11/2013 vs. TEXAS
8/10/2025 @ Indianapolis (PIT)	100	PITCHES THROWN	128 5/19/2014 @ LOS ANGELES (AL)
7/12/25 (4TH INN.) TO 7/18/25 (4TH INN.)	5.0 IP	SCORELESS STREAK	20.2 IP 5/8/14 (5TH INN.) TO 5/19/14 (8TH INN.)

## 2025 RUN SUPPORT (OMAHA 5-2 IN KEUCHEL STARTS)

Runs Scored	0	1	2	3	4	5	6	7	8	9	10+
GAMES			2		4		1				
PLAYER W-L			0-1		1-0		1-0				
TEAM W-L			1-1		3-1		1-0				

## KEUCHEL'S 2025 GAME-BY-GAME

Date	Team	GS	Opponent	Result	Left Game	Dec	IP	H	R	ER	HR	B	SO	BF	NP-S
7/12	OMA	✓	vs. Toledo	L, 7-6	End 4th, winning 4-2	-	4.0	4	2	2	0	2	1	17	59-37
7/18	OMA	✓	@ Buffalo	W, 7-3	Bottom 5th, winning 4-0	-	4.1	3	1	1	0	0	3	5	17 75-41
7/24	OMA	✓	@ Syracuse	L, 6-2	Middle 6th, losing 4-2	L	5.0	7	4	4	1	0	0	5	23 92-59
7/30	OMA	✓	vs. Louisville	W, 4-2	End 5th, winning 4-2	W	5.0	4	2	2	1	0	1	5	20 86-56
8/5	OMA	✓	@ Indianapolis (Q)	W, 7-6 (10)	Middle 7th, losing 5-4	-	6.0	7	5	3	0	0	3	3	27 84-56
8/10	OMA	✓	@ Indianapolis	W, 6-1	Bottom 6th, winning 6-1	W	5.2	6	1	1	0	0	3	3	26 100-60
8/16	OMA	✓	vs. St. Paul	W, 4-3	Top 6th, losing 3-2	-	5.2	7	3	1	1	0	0	8	26 98-66

**(Q) Indicates Quality Start**

## 2025 BATTED BALL STATISTICS (TRIPLE-A)

BABIP	GB/FB	LD%	GB%	FB%	IFFB%	HR/FB	Pull%	Cent%	Oppo%	SwStr%
.315	2.48	21.6%	55.9%	22.5%	0.0%	12.0%	46.5%	28.9%	24.6%	12.3%







## #33 STEPHEN KOLEK

**BATS** RIGHT / **THROWS** RIGHT / **HEIGHT** 6'3" / **WEIGHT** 227

**FULL NAME** Stephen James Kolek

**BORN** April 18, 1997 in Houston, Texas (Age 28)

**ACQUIRED** July 31, 2025 – Traded from San Diego with RHP Ryan Bergert to Kansas City in exchange for C Freddy Fermin

**DRAFTED** Round 11 - 2018 (344<sup>th</sup> Overall, Los Angeles Dodgers)

**COLLEGE** Texas A&M University (College Station, Texas)

### HIGH SCHOOL Shepherd High School (Shepherd, Texas)

### SEASON WITH STORM CHASERS 1<sup>ST</sup> Season

**MLB DEBUT** March 21, 2024 vs. Los Angeles, NL (0.2 IP, 0 H, 2 ER, 0 K)

**MLB SERVICE TIME (ENTERING 2025) 1.000**

## 2025 PITCH USAGE (TRIPLE-A GAMES)

PITCHES	SINKER	4-SEAM	SLIDER	CHANGEUP	CUTTER	SWEEPER
USEAGE (TOTAL)	13.80%	8.80%	8.60%	5.30%	4.60%	3.40%
AVERAGE VELO	93.2MPH	93.5MPH	84.2MPH	86.9MPH	90.3MPH	82.1MPH
WHIFF RATE	19.6%(10/51)	29.0%(9/31)	22.9%(8/35)	44.8%(30/122)	23.5%(26/68)	21.4%(3/14)
STRIKEOUTS	3	4	4	8	0	1
HOME RUNS	0	0	1	0	0	1
OPPONENT AVG	.500(13-FOR-26)	.200(2-FOR-10)	.300(6-FOR-20)	.214(3-FOR-14)	.429(3-FOR-7)	.429(3-FOR-7)

## KOLEK'S 2025 SEASON AT A GLANCE

- Kolek split the 2025 season between the Padres and Royals organizations, making 11 Triple-A starts and 19 Major League starts ... acquired by Kansas City from San Diego on July 31, along with RHP **Ryan Bergert**, in exchange for C **Freddy Fermin**.
- Assigned to Triple-A Omaha upon joining the Royals and made 5 starts in August for the Storm Chasers ... recalled on August 29 for his Kansas City debut and returned to the Majors on September 4 without appearing in another Triple-A game, finishing the season in the big leagues with the Royals.
- Recorded 9 quality starts in the Major Leagues, including all 5 starts with Kansas City ... his first 2 starts with Omaha were also quality starts, representing his only quality starts in Triple-A.

## KOLEK'S 2025 HIGHLIGHTS

- Optioned to Triple-A El Paso on March 25 and made 5 starts for the Chihuahuas before being recalled by the Padres on May 4 ... between the start of May and the Trade Deadline, made just 1 Minor League appearance, was optioned July 6 for a 3.0-inning start on July 12 ... recalled July 22, made 2 more starts, optioned July 29, and traded to the Royals on July 31.
- Pitched at least 5.0 innings in 12 of 14 starts with San Diego ... with Kansas City, threw at least 6.0 innings in all 5 starts, including three consecutive outings into the 7th inning from September 6 to 18.
- Allowed 3 earned runs or fewer in 9 of 14 starts with San Diego (Padres went 4-5 in those games) ... limited opponents to 2 earned runs or fewer in all 5 starts with Kansas City (Royals went 2-3).
- Despite making just 19 Major League starts, Kolek's 19 GDPs ranked tied 6th in MLB (1st: **Jose Soriano**, 30) ... his 25 GDPs between the Majors and Minors ranked 2nd in baseball ... among all MLB starters with at least 10 starts (184 pitchers), his 1.52 GDP/9 IP ranked 2nd in the Majors (1st: Soriano, 1.60).
- Did not induce a double play in his first 4 Royals starts before recording 2 in his final outing on September 24 @ Los Angeles (AL) ... his 17 GDPs over 14 starts with San Diego ranked tied 6th in the National League.
- Threw the first complete game of his career on May 10 @ Colorado, holding the Rockies to 5 hits and 2 walks over 9.0 shutout innings with a career-high 104 pitches ... was the first visiting pitcher to throw a shutout at Coors Field since **Clayton Kershaw** (July 2, 2013).
- Made 2 quality starts in his first 2 Omaha outings (August 3 & 9), allowing 4 earned runs in 12.1 innings (2.29 ERA) with just 1 walk (0.73 BB/9) ... struggled over his next 2 starts (August 15 & 21), allowing 10 earned runs in 5.2 innings (15.88 ERA) with 8 walks (12.71 BB/9).
- In his Royals debut on August 30 vs. Detroit, did not issue a walk for the first time as a Major League starter (15th career start).
- Finished 7.0 innings twice with Kansas City, including September 18 vs. Seattle, allowing 2 runs (1 earned) over 7.1 innings while striking out a season-high 8, while the Royals lost 2-0.
- Allowed 3 earned runs across his final 2 starts with Kansas City (13.1 IP, 2.03 ERA) but took losses in both outings, September 18 vs. Seattle and September 24 @ Los Angeles (AL).
- Did not allow a home run over a 33.0-inning stretch spanning parts of 7 starts between Omaha and Kansas City (August 21 to September 24).

## KOLEK'S 2025 SPLITS (TRIPLE-A OMAHA)

SPLIT	W	L	G	GS	IP	H	R	ER	HR	BB	SO	ERA	AVG
TOTAL	2	1	7	7	35.2	38	18	14	3	12	30	3.53	.264
Home	0	2	3	3	9.2	13	8	8	2	7	9	7.45	.317
Away	1	1	2	2	9.1	17	7	6	0	3	11	5.79	.395
Day	0	1	1	1	3.0	8	5	5	0	2	5	15.00	.471
Night	1	2	4	4	16.0	22	10	9	2	8	15	5.06	.328
2nd Half	1	3	5	5	19.0	30	15	14	2	10	20	6.63	.357
August	1	3	5	5	19.0	30	15	14	2	10	20	6.63	.357

## KOLEK'S SEASON & CAREER HIGHS

2025 SEASON			PRO CAREER	
5/10/2025 @ COLORADO	9.0	INNINGS PITCHED	9.0	5/10/2025 @ COLORADO
4/5/2025 @ Oklahoma City (LAD)	10	HITS	12	7/13/2022 @ Wichita (MIN)
4/17/2025 @ Albuquerque (COL)	7	RUNS	11	7/13/2022 @ Wichita (MIN)
4/17/2025 @ Albuquerque (COL)	7	EARNED RUNS	11	7/13/2022 @ Wichita (MIN)
Last: 5/16/2025 vs. SEATTLE	3 (2x)	HOME RUNS	3 (2x)	Last: 5/16/2025 vs. SEATTLE
8/15/2025 vs. St. Paul (MIN)	6	WALKS	6	8/15/2025 vs. St. Paul (MIN)
9/18/25 vs. SEATTLE	8	STRIKEOUTS	11	8/21/2021 @ Eugene (SF)
5/10/2025 @ COLORADO	32	BATTERS FACED	32	5/10/2025 @ COLORADO
5/10/2025 @ COLORADO	104	PITCHES THROWN	104	5/10/2025 @ COLORADO
5/27/25 (2 <sup>ND</sup> INN.) to 6/13/25 (1 <sup>ST</sup> INN.)	16.2 IP	SCORELESS STREAK	16.2 IP	5/27/25 (2 <sup>ND</sup> INN.) to 6/13/25 (1 <sup>ST</sup> INN.)

## KOLEK'S 2025 RUN SUPPORT (OMAHA 1-4 IN KOLEK STARTS)

RUNS SCORED	0	1	2	3	4	5	6	7	8	9	10+
GAMES	1	1	2		1						
PLAYER W-L	0-1	0-0	0-2		1-0						
TEAM W-L	0-1	0-1	0-2		1-0						

## KOLEK'S 2025 GAME-BY-GAME

Date	Team	G	S	O	P	Opponent	Result	Left Game	Dec	I	P	H	R	ER	HR	B	B	S	O	BF	NP	5-F	
3/30	ELP	✓				vs. Salt Lake	W, 13-2	End 5th, winning 6-0	W	5.0	4	0	0	0	1	1	3	27	77	-51			
4/5	ELP	✓				@ Oklahoma City	W, 12-8	Middle 5th, losing 6-4	-	4.0	10	6	6	1	0	0	6	22	99	-56			
4/11	ELP	✓				vs. Las Vegas	W, 7-3	End 5th, tied 2-2	-	5.0	4	2	2	0	1	0	4	19	77	-48			
4/17	ELP	✓				@ Albuquerque	L, 11-8	Bottom 6th, tied 7-7	-	5.0	9	7	7	3	0	3	3	27	81	-53			
4/23	ELP	✓				vs. Sacramento	W, 7-5	End 5th, losing 3-2	-	5.0	6	3	2	0	0	0	4	21	82	-55			
5/4	SD	✓				@ Pittsburgh	W, 4-0	Bottom 6th, winning 4-0	W	5.1	4	0	0	0	0	2	4	20	84	-51			
5/10	SD	✓				@ Colorado (Q)	W, 21-0	End 9th, WON 21-0	W	9.0	5	0	0	0	0	2	7	32	104	-68			
5/16	SD	✓				vs. Seattle	L, 5-1	Top 6th, losing 5-0	L	5.0	8	5	5	3	0	1	4	23	83	-54			
5/22	SD	✓				@ Toronto (Q)	L, 7-6 (10)	Middle 7th, losing 4-2	-	6.0	7	4	3	0	1	3	6	29	92	-58			
5/27	SD	✓				vs. Miami	W, 8-6	Top 6th, winning 7-6	W	5.1	6	6	6	0	0	2	3	25	93	-57			
6/2	SD	✓				@ San Francisco	W, 1-0 (10)	Bottom 6th, tied 0-0	-	5.2	3	0	0	0	2	2	3	22	98	-61			
6/7	SD	✓				@ Milwaukee	L, 4-3	Bottom 6th, winning 1-0	-	5.2	3	0	0	0	0	4	2	22	88	-51			
6/13	SD	✓				@ Arizona	L, 5-1	Bottom 5th, losing 5-1	L	4.1	7	5	4	2	1	2	5	24	82	-52			
6/18	SD	✓				@ Los Angeles, NL (Q)	L, 4-3	Bottom 7th, losing 3-1	-	6.1	6	3	3	0	1	1	3	25	97	-60			
6/23	SD	✓				vs. Washington	L, 10-6	Top 5th, losing 4-1	L	4.1	5	5	4	0	0	1	5	19	80	-53			
6/29	SD	✓				@ Cincinnati	L, 3-2	Bottom 6th, winning 1-0	-	5.2	3	1	1	0	0	1	5	20	71	-44			
7/5	SD	✓				vs. Texas	L, 7-4	Top 6th, losing 5-2	L	5.1	9	6	6	6	2	1	1	2	26	83	-50		
7/12	ELP	✓				vs. Las Vegas	L, 8-7 (12)	End 3rd, tied 1-1	-	3.0	5	1	1	0	0	1	1	14	60	-39			
7/22	SD	✓				@ Miami	L, 4-3	Bottom 6th, losing 3-1	L	5.2	8	3	3	0	1	1	5	25	80	-55			
7/27	SD	✓				@ St. Louis (Q)	W, 9-2	Middle 7th, winning 7-2	W	6.0	4	2	2	1	0	3	2	24	98	-62			
8/3	OMA	✓				vs. Louisville (Q)	L, 3-2	End 6th, losing 3-2	L	6.0	9	3	3	1	0	0	4	26	96	-69			
8/9	OMA	✓				@ Indianapolis (Q)	W, 10-4	Bottom 7th, winning 4-2	W	6.1	9	2	1	0	0	1	6	27	95	-64			
8/15	OMA	✓				vs. St. Paul	L, 10-2	Top 3rd, losing 5-0	L	2.2	4	5	5	1	1	6	3	19	77	-38			
8/21	OMA	✓				@ Columbus	L, 9-5	Bottom 4th, losing 5-2	L	3.0	8	5	5	0	1	2	5	20	80	-50			
8/27	OMA	✓				vs. Lehigh Valley	L, 15-3	End 1st, winning 1-0	-	1.0	0	0	0	0	0	1	2	4	21	-12			
8/30	KC	✓				vs. Detroit (Q)	W, 3-1	Middle 6th, tied 1-1	-	6.0	4	1	1	0	0	0	3	22	71	-46			
9/6	KC	✓				vs. Minnesota (Q)	W, 11-2	Middle 7th, winning 11-2	W	7.0	6	2	2	0	0	1	4	28	95	-64			
9/11	KC	✓				@ Cleveland (Q)	L, 3-2	Bottom 7th, winning 2-1	-	6.2	3	1	1	0	0	1	4	24	97	-61			
9/18	KC	✓				vs. Seattle (Q)	L, 2-0	Top 8th, losing 2-0	L	7.1	2	2	1	0	0	1	8	25	99	-74			
9/24	KC	✓				@ Los Angeles (AL) (Q)	L, 3-2	End 6th, losing 3-2	L	6.0	5	3	2	1	0	2	2	26	94	-63			

**(Q) Indicates Quality Start**

### KOLEK'S 2025 BATTED BALL STATISTICS (TRIPLE-A)

BABIP	GB/FB	LD%	GB%	FB%	IFFB%	HR/FB	Pull%	Cent%	Oppo%	SwStr%
.400	2.61	25.2%	54.1%	20.8%	15.2%	18.2%	46.6%	24.2%	29.2%	11.2%



### 38 NATE ACKENHAUSEN

**LHP** • 6'2" • 256 LBS • Born: 9/23/2001 (Age 23)  
2024 MLB Draft – Round 10 (LSU)  
Born: Tulsa, OK • Resides: Owasso, OK

- ✦ Appeared in 31 games (2 starts) between Quad Cities (A+), NW Arkansas (AA) and Omaha, going 2-1 with a 3.61 ERA (17 ER in 42.1 IP) and 48 strikeouts (10.20 K/9).
- ✦ Opened the season in High-A and pitched in 8 games for the River Bandits, before being assigned to Omaha May 18, making him the first member of the Royals' 2024 Draft Class to reach Triple-A ... first 4 outings with the Storm Chasers were scoreless, totaling 7.0 scoreless innings with 10 strikeouts in May, making a pair of opener starts.
- ✦ Transferred to Double-A June 10 and finished the year with the Naturals, making 18 appearances for NWA ... first 6 appearances with the Naturals were scoreless, 5.2 innings between June 13 and July 2 ... 12 of first 13 Double-A appearances were scoreless, allowing 1 ER in 11.1 IP (0.79 ERA) between June 13 and July 27 ... placed on NWA's 7-day injured list September 2, finished the season on the IL.

**RELIEF APPEARANCES:** 3  
**1ST BATTER / RETIRED:** 3 / 2

**SLIDER:** 40.6% | 83.0 MPH

**SAVES / OPP:** 0 / 0  
**HOLDS:** 0

**4-SEAM FB:** 37.7% | 91.9 MPH

**IR / IRSC:** 5 / 3  
**vs ALL:** .217 (5-23)

**CHANGEUP:** 10.4% | 86.5 MPH

**vs LHB:** .143 (1-7)  
**vs RHB:** .250 (4-16)

**SINKER:** 10.4% | 91.8 MPH

### 55 ETHAN BOSACKER

**RHP** • 6'2" • 210 LBS • Born: 2/20/2001 (Age 24)  
2023 MLB Draft – Round 13 (Xavier)  
Born: Minneapolis, MN • Resides: Monticello, MN

- ✦ Between NW Arkansas (AA) and Omaha, appeared in 28 games (15 starts), going 6-6 with a 4.05 ERA (49 ER in 109.0 IP) ... tied 7th among Royals Minor Leaguers in innings.
- ✦ Began and ended the season in Double-A, totaling 18 appearances (11 starts) with the Naturals, while appearing in 10 games (4 starts) for Omaha across 3 stints in Triple-A.
- ✦ Made his Triple-A debut with a spot start May 17 vs. Columbus and threw 3.0 scoreless innings of relief May 23 @ Salt Lake, then came back to Omaha for another spot start June 6 vs. Iowa ... returned to NW Arkansas June 10 and pitched in long relief, allowing 5 ER in 25.0 IP (1.80 ERA) over 5 relief outings between June 13 and July 11.
- ✦ Assigned to Omaha July 18, throwing 13.1 innings with the Chasers through August 17, with 5 relief appearances and a pair of opener starts ... returned to NWA August 19 and finished the year with the Naturals, bouncing between the bullpen and rotation, including a start September 7 vs. Springfield of 5.0 hitless and scoreless innings.

**RELIEF APPEARANCES:** 6  
**1ST BATTER / RETIRED:** 6 / 5

**SLIDER:** 28.0% | 80.0 MPH **SINKER:** 19.3% | 90.8 MPH **CUTTER:** 16.8% | 87.3 MPH

**SAVES / OPP:** 0 / 0  
**HOLDS:** 1

**IR / IRSC:** 1 / 0  
**vs ALL:** .268 (11-41)

**CHANGEUP:** 14.9% | 82.1 MPH **4-SEAM FB:** 14.9% | 91.0 MPH **CURVEBALL:** 6.5% | 73.6 MPH

**vs LHB:** .200 (2-10)  
**vs RHB:** .290 (9-31)

### 62 JONATHAN BOWLAN

**RHP** • 6'4" • 235 LBS • Born: 3/28/1997 (Age 28)  
2018 MLB Draft – Round 2/58<sup>th</sup> (Memphis)  
Born/Resides: Arlington, Tennessee

- ✦ Opened the year in Triple-A and finished the season in the Major Leagues with the Royals, splitting his year between the two levels ... had 8 stints with the Storm Chasers, including 3 instances of being optioned and subsequently recalled within 24 hours.
- ✦ 17 of 24 his relief appearances with Omaha were scoreless, earning 5 saves in 8 opportunities ... over 4 stints between May 1 and August 3, 9 of his 10 outings were scoreless for a 0.68 ERA (1 ER in 0.68 ERA) ... within that stretch retired a season-high 14 straight Triple-A batters between June 24 and July 1.
- ✦ Appeared in a career-high 34 Major League games (23 scoreless) with the Royals over 8 stints, with a 3.86 ERA (19 ER in 44.1 IP) in the big leagues ... earned his first MLB win with 1.1 innings of 1-run ball on May 21 @ San Francisco ... worked 8 straight MLB appearances, July 30 to September 8 (10.2 innings).

**RELIEF APPEARANCES:** 24  
**1ST BATTER / RETIRED:** 24 / 18

**SLIDER:** 28.0% | 80.0 MPH **SINKER:** 19.3% | 90.8 MPH **CUTTER:** 16.8% | 87.3 MPH

**SAVES / OPP:** 5 / 8  
**HOLDS:** 2

**IR / IRSC:** 9 / 2  
**vs ALL:** .178 (23-129)

**CHANGEUP:** 12.3% | 88.0 MPH **4-SEAM FB:** 12.3% | 88.0 MPH **CURVEBALL:** 6.0% | 80.6 MPH

**vs LHB:** .244 (11-45)  
**vs RHB:** .143 (12-84)

### 55 RYAN BRADY

**RHP** • 6'1" • 185 LBS • Born: 3/23/1999 (Age 26)  
Traded from Milwaukee – 12/14/2023  
Signed by Milwaukee – 7/27/2022  
Born: Laguna Niguel, CA • Resides: Park City, UT

- ✦ Opened the regular season with NW Arkansas (AA) and combined to appear in 12 games between Double-A and Triple-A.
- ✦ Promoted to Omaha April 17 and threw 2.0 scoreless innings of relief in his Triple-A debut on April 17 vs. Norfolk
- ✦ Pitched the 8th inning as part of NWA's combined no-hitter on April 15 @ San Antonio (SD).
- ✦ 4 of his first 5 outings in Omaha were scoreless ... allowed 8 runs over his last 3 games (3.1 innings), placed on Omaha's injured list May 20, ended the year on the 60-Day IL.

**RELIEF APPEARANCES:** 8  
**1ST BATTER / RETIRED:** 8 / 4

**SLIDER:** 34.2% | 95.2 MPH **SINKER:** 31.9% | 85.5 MPH

**SAVES / OPP:** 0 / 2  
**HOLDS:** 0

**IR / IRSC:** 3 / 2  
**vs ALL:** .367 (18-49)

**CHANGEUP:** 12.3% | 80.6 MPH **4-SEAM FB:** 12.3% | 80.6 MPH **CURVEBALL:** 12.9% | 80.6 MPH

**vs LHB:** .160 (4-25)  
**vs RHB:** .583 (14-24)

### 63 ERIC CERANTOLA

**RHP** • 6'5" • 225 LBS • Born: 5/2/2000 (Age 25)  
2021 MLB Draft – Round 5 (Mississippi State)  
Born: Montreal, Quebec • Resides: Oakville, Ontario

- ✦ Optioned to Omaha on March 10, opened the year on Omaha's Injured List, activated from the IL on April 8 ... also on the IL June 24 to August 4.
- ✦ 26 of his 37 relief appearances were scoreless, including his final 10 outings of the season, a 12.1-inning stretch between August 24 and September 21.
- ✦ Held left-handed hitters to a .181 average (15-for-83) with 37 strikeouts (13.5 K/9) and .598 OPS ... righties hit .260 (25-for-96) with 26 strikeouts (9.75 K/9) and a .768 OPS.
- ✦ Served as Omaha's opener May 9 @ Louisville, allowing 1 ER in 1.1 innings, his first start since June 2024 in Double-A.
- ✦ Struck out 6 over 2.0 scoreless innings on May 24 @ Salt Lake, with 14 whiffs on 19 swings on his slider, tied for the 2nd-most in a game by an Omaha reliever since 1921.

**RELIEF APPEARANCES:** 37  
**1ST BATTER / RETIRED:** 37 / 172

**SLIDER:** 53.2% | 85.8 MPH **SINKER:** 27.5% | 93.3 MPH

**SAVES / OPP:** 1 / 1  
**HOLDS:** 9

**IR / IRSC:** 14 / 6  
**vs ALL:** .215 (37-172)

**CHANGEUP:** 1.0% | 85.5 MPH **4-SEAM FB:** 45.8% | 94.8 MPH

**vs LHB:** .173 (14-81)  
**vs RHB:** .253 (23-91)

### 45 TAYLOR CLARKE

**RHP** • 6'4" • 220 LBS • Born: 5/13/1993 (Age 31)  
Minor League Free Agent – 12/12/2024  
Drafted by Arizona – 2015, Round 3 (College of Charleston)  
Born: Ashburn, Virginia • Resides: Phoenix, Arizona

- ✦ Opened the season in Triple-A with Omaha, making 6 scoreless appearances over 10 outings ... 4 of 6 scoreless outings were also hitless.
- ✦ Had his contract selected by the Royals May 1 and spent the rest of the season in the Major Leagues, appearing in 51 games for Kansas City ... went 1-1 with 1 save and a 3.25 ERA (20 ER in 55.1 IP) ... pitched to a 0.85 WHIP (9 BB + 38 H) with a .194 opponents' average (38-for-196).
- ✦ 40 of 51 MLB outings were scoreless ... first 7 outings were scoreless (8.1 innings), May 2 to 25 ... also did not allow a run over 9 games (11.0 IP) between July 20 and August 10.

**RELIEF APPEARANCES:** 10  
**1ST BATTER / RETIRED:** 10 / 6

**SLIDER:** 34.6% | 86.9 MPH **4-SEAM FB:** 23.7% | 94.6 MPH

**SAVES / OPP:** 0 / 1  
**HOLDS:** 2

**IR / IRSC:** 6 / 2  
**vs ALL:** .226 (12-53)

**CHANGEUP:** 18.5% | 88.2 MPH **SINKER:** 22.7% | 94.8 MPH

**vs LHB:** .167 (4-24)  
**vs RHB:** .276 (8-29)

### 54 AUSTIN COX

**LHP** • 6'4" • 235 LBS • Born: 3/28/1997 (Age 28)  
Minor League Free Agent – 1/3/2025  
Drafted by Kansas City – 2018, Round 5 (Mercer)  
Born: Macon, GA • Resides: Kansas City, MO

- ✦ Opened the season in Triple-A for his 5th season with the Storm Chasers ... 8 of 11 outings with Omaha were scoreless and 4 of 8 scoreless outings were also hitless.
- ✦ Released by the Royals May 4, signed a Major League contract with the Braves May 5 ... split the remainder of the season between the Gwinnett Strippers (AAA) and Atlanta.
- ✦ Appeared in 13 MLB games over 4 stints with the Braves, pitching to a 8.86 ERA (21 ER in 21.1 IP) with 22 strikeouts ... served as the opener for the 2025 MLB Speedway Classic on August 2, 2025 at Bristol Motor Speedway, throwing 0.1 inning over 4 batters before a rain delay.
- ✦ Also pitched in 20 games with Gwinnett ... in 31 combined Triple-A games, went 2-4 with a 4.28 ERA (19 ER in 40.0 IP) with 36 strikeouts (8.10 ERA).

**RELIEF APPEARANCES:** 30  
**1ST BATTER / RETIRED:** 30 / 16

**SLIDER:** 40.3% | 92.4 MPH **SINKER:** 24.3% | 86.3 MPH

**SAVES / OPP:** 1 / 2  
**HOLDS:** 4

**IR / IRSC:** 5 / 3  
**vs ALL:** .275 (38-138)

**CHANGEUP:** 15.5% | 88.2 MPH **4-SEAM FB:** 40.3% | 92.4 MPH

**vs LHB:** .313 (20-64)  
**vs RHB:** .243 (18-74)

### 57 STEVEN CRUZ

**RHP** • 6'7" • 225 LBS • Born: 6/15/1999 (Age 26)  
Traded from Minnesota – 1/24/2023  
Signed by Minnesota – 3/20/2017  
Born/Resides: Tenares, Dominican Republic

- ✦ Optioned to Omaha on March 16 and made 3 appearances (2 scoreless) with the Storm Chasers before being recalled April 11 ... spent much of the remainder of the season in the Major Leagues with the Royals, outside of a stint on the Injured List August 3 to September 18 with a right shoulder impingement.
- ✦ In 47 MLB appearances, went 3-1 with a 3.74 ERA (19 ER in 45.2 IP), 38 strikeouts and a .213 opponents' average (36-for-169) ... his first 13 outings with the Royals were scoreless, a total of 11.2 IP between April 11 and May 11, for a total stretch of 19.1 scoreless innings in the Major Leagues dating back to September 27, 2023.
- ✦ Pitched 4 games for the Storm Chasers on a Major League rehab assignment, between September 9 and 17, working 4.1 scoreless innings with 9 walks and 4 strikeouts.

**RELIEF APPEARANCES:** 7  
**1ST BATTER / RETIRED:** 7 / 5

**SLIDER:** 43.5% | 92.4 MPH **SINKER:** 32.1% | 88.4 MPH

**SAVES / OPP:** 1 / 1  
**HOLDS:** 0

**IR / IRSC:** 1 / 0  
**vs ALL:** .222 (6-27)

**CHANGEUP:** 16.5% | 87.7 MPH **4-SEAM FB:** 54.5% | 97.4 MPH

**vs LHB:** .250 (3-12)  
**vs RHB:** .200 (3-15)

### 25 JUSTIN DUNN

**RHP** • 6'2" • 210 LBS • Born: 9/22/1995 (Age 29)  
Minor League Free Agent – 6/5/2025  
Drafted by New York (NL) – 2016 Round 1/19<sup>th</sup> (Boston College)  
Born: Freeport, NY • Resides: Lauderhill, FL

- ✦ Signed a Minor League contract with the White Sox in November 2024 and opened the 2025 season with the Charlotte Knights (AAA) ... released by the White Sox on May 28, signed a Minor League contract with the Royals June 5 ... released by the Royals August 5.
- ✦ Appeared in 10 games (7 starts) for the Knights, while pitching in 6 games (4 starts) for the Storm Chasers ... between the two Triple-A clubs, went 2-7 with a 8.51 ERA (46 ER in 48.2 IP) with 55 strikeouts ... worked a 2.14 WHIP (63 H + 41 BB) and a .313 opponents' average (63-for-201).
- ✦ After signing with the Royals, pitched 3 games in the Arizona Complex for the ACL Royals (R) ... allowed 3+ runs in 5 of 6 outings with Omaha, only finished 4.0 innings once.

**RELIEF APPEARANCES:** 5  
**1ST BATTER / RETIRED:** 5 / 2

**SLIDER:** 43.5% | 92.4 MPH **SINKER:** 32.1% | 88.4 MPH

**SAVES / OPP:** 0 / 0  
**HOLDS:** 0

**IR / IRSC:** 1 / 0  
**vs ALL:** .389 (14-36)

**CHANGEUP:** 16.5% | 87.7 MPH **4-SEAM FB:** 43.5% | 92.4 MPH

**vs LHB:** .273 (3-11)  
**vs RHB:** .440 (11-25)

### 43 LUCAS ERCEG MLB REHAB

**RHP** • 6'2" • 214 LBS • Born: 5/1/1995 (Age 30)  
Traded from Oakland – 7/30/2024  
Drafted by Milwaukee – 2016 Round 2 (Menlo College)  
Born: San Jose, CA • Resides: Phoenix, AZ

- ✦ Opened the season in Kansas City and spent nearly the entire season in the Majors, outside of stints on the Injured List May 27 to June 10 (low back sprain) and September 19 to 28 (right shoulder impingement syndrome).
- ✦ Made 1 Major League rehab appearance with the Storm Chasers, pitching a perfect 5th inning on June 8 vs. Iowa, using just 12 pitches.
- ✦ Appeared in 61 MLB games with the Royals pitching to a 2.64 ERA (18 ER in 61.1 IP) ... ranked 4th on the Royals in appearances, tied 3rd in wins (8) and 10th in strikeouts (48).
- ✦ 46 of 61 MLB appearances were scoreless, never allowed more than 2.0 runs in an outing ... allowed 1 run in his first 21 games/20.2 IP (0.44 ERA) from March 27 to May 18

**RELIEF APPEARANCES:** 1  
**1ST BATTER / RETIRED:** 1 / 1

**SLIDER:** 25.0% | 97.6 MPH **SINKER:** 25.0% | 89.3 MPH

**SAVES / OPP:** 0 / 0  
**HOLDS:** 0

**IR / IRSC:** 0 / 0  
**vs ALL:** .000 (0-3)

**CHANGEUP:** 25.0% | 89.3 MPH **4-SEAM FB:** 25.0% | 97.6 MPH

**vs LHB:** .000 (0-2)  
**vs RHB:** .000 (0-1)

### 37 BAILEY FALTER MLB REHAB

**LHP** • 6'4" • 205 LBS • Born: 4/24/1997 (Age 28)  
Traded from Pittsburgh – 7/31/2025  
Drafted by Philadelphia – 2015 Round 5 (Chino Hills HS)  
Born: Chino Hills, California • Resides: TBD

- ✦ Opened the season with the Pittsburgh Pirates, making 22 starts before being traded to the Royals on July 31, in exchange for LHP Evan Sisk and 1B Callan Moss.
- ✦ In 26 appearances (24 starts) between the Pirates and Royals, went 7-7 with a 4.45 ERA (62 ER in 125.1 IP) with a 1.28 WHIP (46 BB + 115 H) and .248 opponents' average (115-for-464) ... made 7 quality starts with the Pirates, including a pair of starts of 7.0 scoreless innings: April 16 vs. Washington and May 20 vs. Cincinnati.
- ✦ After the trade, made 4 appearances (2 starts) in the Majors for the Royals, working 8.0 innings between 2 starts, while tossing 4.0 innings over 2 relief appearances.
- ✦ Placed on the Royals' Injured List on August 23 with a left bicep contusion ... made 2 Major League rehab starts with the Storm Chasers, September 18 and 21 @ Columbus ... allowed 1 hit and 3 walks with 4 strikeouts over 2.1 scoreless innings with the Storm Chasers.

**RELIEF APPEARANCES:** 1  
**1ST BATTER / RETIRED:** 1 / 1

**SLIDER:** 26.1% | 84.1 MPH **SINKER:** 13.0% | 92.7 MPH

**SAVES / OPP:** 0 / 0  
**HOLDS:** 0

**IR / IRSC:** 0 / 0  
**vs ALL:** .000 (0-3)

**CHANGEUP:** 25.0% | 89.3 MPH **4-SEAM FB:** 45.7% | 92.5 MPH

**vs LHB:** .000 (0-2)  
**vs RHB:** .000 (0-1)

**SPLITTER:** 8.7% | 86.9 MPH

**CURVEBALL:** 6.5% | 76.7 MPH

40 JUNIOR  
FERNANDEZ

**RHP** • 6'3" • 230 LBS • Born: 3/2/1997 (Age 28)  
Minor League Free Agent – 12/20/2024  
Signed by St. Louis – 7/3/2014  
Born: Santo Domingo Centro, DR • Resides: Port St. Lucie, FL

- Opened the season with Omaha, appearing in 31 games with the Storm Chasers ... released by the Royals on July 1, signed with the New York Mets on July 4 and pitched 4 games for the Syracuse Mets (AAA), before being released by the Mets on August 2.
- 16 of his 30 outings with Omaha were scoreless ... allowed multiple earned runs in an outing only 5 times.
- Threw Omaha's 43 fastest pitches in 2025 and 58 of the team's 60 fastest this year ... hit 100MPH 44 times.
- All 4 of his appearances with Syracuse were scoreless, striking out 4 over 4.2 innings for the Mets ... all 3 hits he allowed came over 1.2 innings on July 23 vs. Omaha.

**RELIEF APPEARANCES:** 35  
**1ST BATTER / RETIRED:** 35 / 24

**SAVES / OPP:** 2 / 5  
**HOLDS:** 5

**IR / IRSC:** 18 / 5  
**vs ALL:** .228 (36-158)

**vs LHB:** .238 (15-63)  
**vs RHB:** .221 (21-95)

**SLIDER:** 21.4% | 86.9 MPH

**FASTBALL:** 0.9% | 77.4 MPH

21 MICHAEL  
FULMER

**RHP** • 6'3" • 224 LBS • Born: 3/15/1993 (Age 32)  
Minor League Free Agent – 7/3/2025  
Drafted by New York (NL) – 2011 Round CA/44 (Deer Creek HS)  
Born: Lafayette, LA • Resides: Edmond, OK

- Appeared in 45 Triple-A games between the Worcester Red Sox, Iowa Cubs, Omaha Storm Chasers and Tacoma Rainiers, pitching to a 3.39 ERA (25 ER in 66.1 IP) with 5 saves, 86 strikeouts (11.67 K/9) and a .218 opponents' average (53-for-243).
- Appeared in 3 Major games: April 14 with the Boston Red Sox and June 23 & 25 with the Chicago Cubs ... threw 3.0 scoreless innings for the Cubs.
- Designated for assignment by Boston on April 18, signed by the Cubs April 23 before being DFA'd June 26 ... signed with Kansas City July 3 and made 7 scoreless appearances while earning 3 saves for the Storm Chasers over a 15-outing stretch between July 3 and August 14.
- Was released by the Royals on August 16, signed with the Mariners on August 19 ... finished the year with Tacoma, working a 0.75 ERA (1 ER in 12.0 IP) over 12 games.

**RELIEF APPEARANCES:** 41  
**1ST BATTER / RETIRED:** 41 / 27

**SAVES / OPP:** 5 / 6  
**HOLDS:** 3

**IR / IRSC:** 12 / 1  
**vs ALL:** .230 (45-196)

**vs LHB:** .312 (24-77)  
**vs RHB:** .176 (21-119)

61 TYSON  
GUERRERO

**LHP** • 6'1" • 188 LBS • Born: 2/16/1999 (Age 26)  
2021 MLB Draft – Round 12 (Washington)  
Born: Centralia, WA • Resides: Chehalis, WA

- Started Opening Day for the Storm Chasers on March 28 @ Iowa and allowed 4 earned runs in 4.0 innings with 6 strikeouts ... was his first of 3 starts with Omaha.
- Named the International League Pitcher of the Week for the week of March 31 to April 5 ... in his start April 4 vs. Louisville, threw 5.0 perfect innings, retiring all 15 batters he faced while striking out 7 in a winning effort.
- Allowed 7 runs in 1.2 innings on April 10 @ St. Paul ... placed on the Storm Chasers' Development List April 17, transferred to the Full-Season Injured List April 27.

**4-SEAM FB:** 40.9% | 92.0 MPH **SLIDER:** 23.7% | 83.3 MPH **CHANGEUP:** 18.8% | 86.1 MPH **CURVEBALL:** 15.1% | 78.5 MPH **SINKER:** 1.6% | 92.7 MPH

48 GEOFF  
HARTLIEB

**RHP** • 6'5" • 240 LBS • Born: 12/9/1993 (Age 31)  
Minor League Free Agent – 8/26/2025  
Drafted by Pittsburgh – 2016 Round 29 (Lindenwood)  
Born: Highland, Illinois • Resides: Troy, Illinois

- Appeared in 37 Triple-A games between the Scranton/Wilkes-Barre RailRiders, Toledo Mud Hens and Omaha Storm Chasers, pitching to a 4-3 record with 4 saves, a 4.39 ERA (26 ER in 53.1 IP) and 62 strikeouts (10.46 K/9) ... only allowed 2 home runs for a 0.67 HR/9 that ranked tied 38th of 254 Triple-A pitchers with at least 50.0 innings pitched.
- Pitched 4 Major League games in July, 2 each for the New York Yankees and Detroit Tigers ... allowed 8 earned runs on 8 hits in 3.1 innings.
- Designated for Assignment by the Yankees July 2, before re-signing July 6 and being DFA'd July 9 ... signed with the Tigers July 12, DFA'd July 26 ... signed with the Tigers again July 31, released August 19 and signed with the Royals August 27, finishing the year with Omaha.
- 4 of 7 Storm Chasers appearances were scoreless ... allowed 6 ER in 0.1 IP in his Omaha debut, allowed 2 ER in 7.2 IP over his final 6 outings with the Chasers.

**RELIEF APPEARANCES:** 36  
**1ST BATTER / RETIRED:** 26 / 27

**SAVES / OPP:** 4 / 4  
**HOLDS:** 2

**IR / IRSC:** 29 / 7  
**vs ALL:** .281 (54-192)

**vs LHB:** .177 (14-79)  
**vs RHB:** .354 (40-113)

**4-SEAM FB:** 27.8% | 94.3 MPH **SINKER:** 18.3% | 92.9 MPH **CHANGEUP:** 0.3% | 87.4 MPH

41 JONATHAN  
HEASLEY

**RHP** • 6'3" • 225 LBS • Born: 1/27/1997 (Age 28)  
Minor League Free Agent – 8/5/2025  
Drafted by Kansas City – 2018 Round 13 (Oklahoma State)  
Born: Plano, Texas • Resides: Celina, Texas

- Signed a Minor League contract with the White Sox on January 24 and threw 4.0 scoreless innings over 3 games in the Cactus League for Chicago, released March 31.
- Signed a Minor League contract with the Royals on August 5, assigned to Northwest Arkansas (AA) August 13 ... after 8 Double-A outings, was assigned to Omaha on September 9 and finished the year with the Storm Chasers.
- Over 12 Minor League outings between the Nationals and chasers, pitched to a 6.48 ERA (12 ER in 16.2 IP) with 11 strikeouts to just 2 walks.

**RELIEF APPEARANCES:** 4  
**1ST BATTER / RETIRED:** 4 / 2

**SAVES / OPP:** 0 / 0  
**HOLDS:** 0

**IR / IRSC:** 3 / 3  
**vs ALL:** .429 (9-21)

**vs LHB:** .444 (4-9)  
**vs RHB:** .417 (5-12)

26 RYAN  
HENDRIX

**RHP** • 6'3" • 215 LBS • Born: 12/16/1994 (Age 30)  
Minor League Free Agent – 2/8/2025  
Drafted by Cincinnati – 2016 Round 5 (Texas A&M)  
Born: Lufkin, Texas • Resides: Cypress, Texas

- Opened the regular season with NW Arkansas (AA) and made 4 appearances for the Nationals before being assigned to Omaha on April 14, where he finished the season.
- Tied for the Storm Chasers lead in wins (5), while 7th in appearances (30) and 9th in strikeouts (52).
- 18 of his 30 Omaha outings were scoreless, while allowed 2+ runs in 10 of the 12 appearances where a run scored.
- Did not allow a run in the month of June, across 6 outings/9.0 innings, with 16 strikeouts in the month ... placed on Omaha's Injured List June 28, activated July 31 and did not allow a run his first 2 outings back off the IL, for a scoreless streak of 8 games and 11.2 innings between June 5 and August 12.

**RELIEF APPEARANCES:** 30  
**1ST BATTER / RETIRED:** 30 / 19

**SAVES / OPP:** 0 / 1  
**HOLDS:** 2

**IR / IRSC:** 12 / 7  
**vs ALL:** .267 (40-150)

**vs LHB:** .250 (15-60)  
**vs RHB:** .278 (25-90)

**SLIDER:** 43.4% | 85.3 MPH

**SINKER:** 42.4% | 95.4 MPH

**4-SEAM FB:** 9.9% | 95.7 MPH

**CHANGEUP:** 4.3% | 88.9 MPH

57 ANDREW  
HOFFMANN

**RHP** • 6'5" • 210 LBS • Born: 2/2/2000 (Age 25)  
Traded from Atlanta – 7/11/2022  
Drafted by Atlanta – 2021, Round 12 (Illinois)  
Born: Joliet, Illinois • Resides: Plainfield, Illinois

- Opened the season with the Storm Chasers, pitching 32 games with Omaha around 2 stints in the Major Leagues with the Royals ... traded to the Arizona Diamondbacks for RF Randal Grichuk on July 26 and finished the season with the D-backs, pitching 8 games in the Majors and 3 in Triple-A with the Reno Aces.
- Ranked 4th on the Storm Chasers in appearances (32), 7th in strikeouts (55) and tied 7th in wins (3) ... 23 of his 32 outings with Omaha were scoreless ... 12.38 K/9 (55 K in 40.0 IP) ranked 6th in AAA (min. 40.0 IP) at the time of his trade to Arizona.
- Had his contract selected by Kansas City on May 28 and made his MLB debut May 30 vs. Detroit and struck out 4 over 2.0 innings ... recalled again for a 2nd stint with the Royals, July 18-21 and appeared in 2 games, including 2 scoreless innings July 21 at Wrigley Field against the Cubs.

**RELIEF APPEARANCES:** 35  
**1ST BATTER / RETIRED:** 35 / 24

**SAVES / OPP:** 2 / 6  
**HOLDS:** 5

**IR / IRSC:** 9 / 2  
**vs ALL:** .244 (40-164)

**vs LHB:** .221 (15-68)  
**vs RHB:** .260 (25-96)

**CHANGEUP:** 48.9% | 88.0 MPH

**4-SEAM FB:** 39.8% | 95.0 MPH

**SLIDER:** 11.0% | 85.1 MPH

**CURVEBALL:** 0.3% | 83.3 MPH

61 BRANDON  
JOHNSON

**RHP** • 6'0" • 195 LBS • Born: 6/12/1999 (Age 26)  
2022 MLB Draft – Round 9 (Ole Miss)  
Born: Tuscaloosa, AL • Resides: Cottondale, AL

- Opened the season with NW Arkansas (AA) and finished the year with Omaha ... between the two levels, appeared in 54 games (2 starts) and went 4-3 with 8 saves and a 4.88 ERA (39 ER in 72.0 IP) ... he struck out 73 (9.13 K/9), holding opponents to a .230 average (62-for-270).
- Ranked 3rd among Storm Chasers pitchers in games (37) and 6th in innings pitched (49.1) ... led all Royals Minor League pitchers in appearances (540, 3rd in saves (8)).
- Went 7-for-7 in save opportunities across 17 games for NWA, pitching to a 0.79 ERA (2 ER in 22.2 IP), struck out 27 (10.72 K/9) while allowing just 5 hits and 7 walks (0.53 WHIP).
- Promoted to Omaha on May 27 and spent the rest of the year active with Omaha, with 17 of his 35 relief appearances in Triple-A scoreless.

**RELIEF APPEARANCES:** 25  
**1ST BATTER / RETIRED:** 35 / 22

**SAVES / OPP:** 1 / 1  
**HOLDS:** 2

**IR / IRSC:** 14 / 6  
**vs ALL:** .283 (52-184)

**vs LHB:** .266 (17-64)  
**vs RHB:** .292 (33-120)

52 JOEY  
KREHBIEL

**RHP** • 6'3" • 250 LBS • Born: 12/20/1992 (Age 32)  
Traded from Tampa Bay – 7/21/2025  
Drafted by Los Angeles (AL) – 2011, Round 12 (Seminole HS)  
Born/Resides: Seminole, Florida

- Worked 9 outings of at least 2.0 innings, including a season-high 2.1 innings August 8 @ Indianapolis, where he did not allow a run and struck out 4.
- Opened the season with NW Arkansas (AA) and finished the year with Omaha ... between the two levels, appeared in 54 games (2 starts) and went 4-3 with 8 saves and a 4.88 ERA (39 ER in 72.0 IP) ... he struck out 73 (9.13 K/9), holding opponents to a .230 average (62-for-270).
- Ranked 3rd among Storm Chasers pitchers in games (37) and 6th in innings pitched (49.1) ... led all Royals Minor League pitchers in appearances (540, 3rd in saves (8)).
- Went 7-for-7 in save opportunities across 17 games for NWA, pitching to a 0.79 ERA (2 ER in 22.2 IP), struck out 27 (10.72 K/9) while allowing just 5 hits and 7 walks (0.53 WHIP).
- Promoted to Omaha on May 27 and spent the rest of the year active with Omaha, with 17 of his 35 relief appearances in Triple-A scoreless.

**RELIEF APPEARANCES:** 45  
**1ST BATTER / RETIRED:** 45 / 28

**SAVES / OPP:** 4 / 7  
**HOLDS:** 6

**IR / IRSC:** 9 / 7  
**vs ALL:** .290 (70-241)

**vs LHB:** .280 (35-125)  
**vs RHB:** .302 (35-116)

**CUTTER:** 33.6% | 89.8 MPH

**CHANGEUP:** 24.2% | 85.4 MPH

**4-SEAM FB:** 23.3% | 94.0 MPH

**SINKER:** 19.0% | 92.7 MPH

22 BEN  
KUDRNA

**RHP** • 6'3" • 175 LBS • Born: 1/30/2003 (Age 22)  
2021 MLB Draft – Round 2 (Blue Valley Southwest HS)  
Born: Shawnee Mission, KS • Resides: Overland Park, KS

- Spent much of the season with NW Arkansas (AA), pitching 20 games (19 starts) for the Nationals ... promoted to Omaha August 19 and appeared in 4 games (3 starts) for the Storm Chasers to finish the season ... between the two levels, went 2-8 with a 5.30 ERA (62 ER in 105.2 IP) with 106 strikeouts.
- Tied 4th among Royals Minor Leaguers in games started (22), tied 6th in strikeouts (106) and ranked 9th in innings pitched (105.1).
- Over 13 appearances (12 starts) with NW Arkansas in the 1st half, made 2 quality starts and pitched to a 5.53 ERA (35 ER in 57.0 IP) with a 1.49 WHIP and .272 opponents' average (26-for-132).
- Struck out a career-high 11 in 6.0 scoreless innings on July 22 @ Arkansas (SEA) ... struck out 3 in the first inning of his Triple-A debut on August 20 @ Columbus (CLE).

**RELIEF APPEARANCES:** 11  
**1ST BATTER / RETIRED:** 11 / 7

**SAVES / OPP:** 0 / 2  
**HOLDS:** 3

**IR / IRSC:** 0 / 0  
**vs ALL:** .300 (12-40)

**vs LHB:** .267 (4-15)  
**vs RHB:** .320 (8-25)

16 SAM  
LONG

**LHP** • 5'11" • 200 LBS • Born: 7/8/1995 (Age 29)  
Minor League Free Agent – 12/10/2023  
Signed by Tampa Bay – 7/12/2016  
Born: Fair Oaks, CA • Resides: Scottsdale, AZ

- Opened the season on Kansas City's Major League roster and appeared in 39 games for the Royals, around a stint on the 15-Day Injured List (April 13 to June 19) with left elbow inflammation ... went 2-3 with the Royals, pitching to a 5.36 ERA (24 ER in 40.1 IP).
- Allowed 10 ER in 7.0 IP (12.86 ERA) before landing on the IL, pitched to a 3.78 ERA (14 ER in 33.1 IP) after being activated from the IL ... did not allow an earned run over 10 games with Kansas City, August 25 to September 16 (9.0 IP).
- Appeared in 12 rehab games, 1 with the ACL Royals (R) followed by 11 with Omaha between May 23 and June 18 ... 6 of 11 games with the Storm Chasers were scoreless.

**RELIEF APPEARANCES:** 11  
**1ST BATTER / RETIRED:** 11 / 7

**SAVES / OPP:** 0 / 2  
**HOLDS:** 3

**IR / IRSC:** 0 / 0  
**vs ALL:** .300 (12-40)

**vs LHB:** .267 (4-15)  
**vs RHB:** .320 (8-25)

**4-SEAM FB:** 42.9% | 92.5 MPH **SLIDER:** 24.7% | 83.7 MPH **CURVEBALL:** 20.7% | 75.7 MPH **SPLITTER:** 6.6% | 85.1 MPH **SINKER:** 5.1% | 91.9 MPH



41 DANIEL LYNCH **MLB REHAB**

**LHP** • 6'6" • 200 LBS • Born: 11/17/1996 (Age 28)  
2018 MLB Draft – Round 1C/34<sup>th</sup> (Virginia)  
Born: Newport News, VA • Resides: Richmond, VA

- Spent nearly the entire season in the Major Leagues with Kansas City, going 6-2 with a 3.06 ERA (23 ER in 67.2 IP) across 57 appearances (2 starts) ... on the Royals' 15-Day Injured List from July 6 to August 2 with *left elbow nerve irritation*.
- 37 of 57 Major League appearances were scoreless, did not allow more than 1 run in an outing until August 8 ... had 17 outings with the Royals that lasted less than 1.0 inning, while 14 appearances were 2.0 innings or longer.

Appeared in 2 Minor League games on Rehab Assignment, July 26 @ Arkansas with NW Arkansas (AA) and 2.0 scoreless innings with Omaha on July 29 @ Louisville.

<b>RELIEF APPEARANCES:</b> 1	<b>SAVES / OPP:</b> 0 / 0	<b>IR / IRSC:</b> 0 / 0	<b>vs LHB:</b> .000 (0-1)
<b>1ST BATTER / RETIRED:</b> 1 / 1	<b>HOLDS:</b> 1	<b>vs ALL:</b> .143 (1-7)	<b>vs RHB:</b> .167 (1-6)

**KNUCKLE CURVE:** 25.9% | 82.2 MPH    **SINKER:** 25.9% | 83.5 MPH    **CHANGEUP:** 22.2% | 85.9 MPH    **4-SEAM FB:** 18.5% | 93.1 MPH    **SLIDER:** 7.4% | 85.6 MPH

- Appeared in 53 games between NW Arkansas (AA) and Omaha, going 3-2 with 3 saves, a 3.41 ERA (28 ER in 74.0 IP) and 77 strikeouts (9.36 K/9) ... opened the year with the Nationals, promoted to Triple-A on July 7 and finished the year with the Storm Chasers.

- 17 of 31 games with NWA were more than 1.0 inning ... at the time of his promotion to Triple-A, had the 2nd-lowest ERA among Texas Leaguers with at least 40.0 innings.
- 11 of 22 outings with Omaha were scoreless, including his final 5 appearances of the season ... did not allow a run across 7.0 innings between September 7 and 21, striking out 10 in the process ... threw 2.0 perfect innings September 18 @ Columbus, striking out his final 5 batters in a row.

**RELIEF APPEARANCES:** 22    **SAVES / OPP:** 0 / 0    **IR / IRSC:** 13 / 8    **vs LHB:** .283 (13-46)

**1ST BATTER / RETIRED:** 22 / 13    **HOLDS:** 4    **vs ALL:** .250 (29-116)    **vs RHB:** .229 (16-70)

**SINKER:** 54.9% | 92.8 MPH    **SLIDER:** 8.0% | 80.0 MPH    **CHANGEUP:** 8.0% | 84.1 MPH    **4-SEAM FB:** 0.2% | 90.9 MPH

- Selected by the Athletics 4th overall in the 2024 Rule 5 Draft on December 11, 2024 and opened the 2025 regular season in the Majors with the A's ... was designated for assignment on May 9, returned to Kansas City and assigned to Omaha on May 12.

- Made his MLB debut March 29 @ Seattle, with 1.2 scoreless innings ... appeared in 14 MLB games (8 scoreless), going 1-1 with a 13.24 ERA (25 ER in 17.0 IP) and 21 strikeouts.
- Allowed runs in first 3 appearances with the Chasers, then 7 of his next 13 were scoreless ... 8 of 16 outings were longer than 1.0 innings.

- Placed on Omaha's 7-Day Injured List July 14, transferred to the 60-Day IL July 17 and finished the season on the IL.

**RELIEF APPEARANCES:** 16    **SAVES / OPP:** 0 / 1    **IR / IRSC:** 4 / 4    **vs LHB:** .273 (9-33)

**1ST BATTER / RETIRED:** 16 / 11    **HOLDS:** 2    **vs ALL:** .265 (22-83)    **vs RHB:** .260 (13-50)

**SINKER:** 50.5% | 95.3 MPH    **CUTTER:** 20.5% | 89.1 MPH    **SWEEPER:** 18.2% | 82.2 MPH    **4-SEAM FB:** 9.3% | 95.3 MPH    **CHANGEUP:** 1.5% | 87.7 MPH

- Signed with the Diablos Rojos del México of the Mexican League (LMB) on February 1 ... in 10 relief outings, worked a 6.00 ERA (6 ER in 9.0 IP) with 2 walks to 13 strikeouts.
- Signed a Minor League deal with the Royals on May 7, assigned to Omaha and spent the rest of the year on the Storm Chasers' active roster ... ranked 1st among Storm Chasers pitchers in appearances (41), 4th in innings pitched (57.1) and 6th in strikeouts (60) ... went 3-3 with a 4.87 ERA (31 ER in 57.1 IP) and 60 strikeouts (9.42 K/9).

- Served as the team's "opener" 5 times, working a 3.38 ERA (5 ER in 13.1 IP) as a starting pitcher, including a season-high 3.2 innings and 55 pitches on June 27 @ Indianapolis.
- 24 of 36 relief appearances were scoreless ... did not allow a run over his first 7 relief appearances with Omaha, between May 9 and June 5.

**RELIEF APPEARANCES:** 36    **SAVES / OPP:** 2 / 3    **IR / IRSC:** 19 / 6    **vs LHB:** .317 (20-63)

**1ST BATTER / RETIRED:** 36 / 23    **HOLDS:** 3    **vs ALL:** .266 (46-173)    **vs RHB:** .236 (26-110)

**SINKER:** 33.9% | 92.7 MPH    **CUTTER:** 30.8% | 89.2 MPH    **SWEEPER:** 12.7% | 81.8 MPH    **4-SEAM FB:** 12.5% | 93.6 MPH    **CURVEBALL:** 8.8% | 80.9 MPH    **CHANGEUP:** 1.4% | 87.1 MPH

- Appeared in 27 games between Omaha and NW Arkansas (AA), going 1-3 with a 9.92 ERA (43 ER in 39.0 IP) ... opened the year with the Storm Chasers, appearing in 12 games (1 start) before being transferred to Double-A on May 27 ... had stints on the Development List with Omaha (April 27-30) and NWA (June 19-27).

- 5 of his 12 games with the Storm Chasers were scoreless, including 3.0 innings on April 26 @ Toledo ... 9 of 15 Double-A outings were scoreless, but allowed 2+ runs 6 times.
- Released by the Royals on August 3 and signed with the Kansas City Monarchs of the independent American Association on August 6 ... in 11 games for the Monarchs, pitched to a 2.13 ERA (3 ER in 12.2 IP) with 14 strikeouts (9.9 K/9).

**RELIEF APPEARANCES:** 11    **SAVES / OPP:** 0 / 1    **IR / IRSC:** 7 / 6    **vs LHB:** .367 (11-30)

**1ST BATTER / RETIRED:** 11 / 5    **HOLDS:** 1    **vs ALL:** .315 (23-73)    **vs RHB:** .279 (12-43)

**4-SEAM FB:** 43.8% | 93.6 MPH    **CHANGEUP:** 34.0% | 84.9 MPH    **SLIDER:** 9.5% | 83.7 MPH    **CURVEBALL:** 6.3% | 77.2 MPH    **SINKER:** 6.3% | 93.2 MPH

- Opened the season with the Quad Cities River Bandits, his 3rd straight year pitching in High-A and appeared in 8 games (2 starts) ... promoted to Double-A and pitched in 13 games (10 starts) before being promoted to Triple-A August 26, finishing the season with 5 starts for Omaha.

- Between the River Bandits, Naturals and Storm Chasers, appeared in 26 games (17 starts) and went 8-3 with a 3.39 ERA (41 ER in 109.0 IP) ... tied with **Ryan Ramsey** for the Royals organization lead in strikeouts (114), tied 5th in wins (8) and tied 7th in innings pitched (109.0) ... produced the lowest ERA (3.39) and WHIP (1.37) of his professional career, while working the highest K/BB (2.43) and lowest BB/9 (3.9) rates since his pro debut in 2022 ... also set career-highs in innings and strikeouts are both career highs.

- Compiled a career-high 14.1 inning scoreless streak between July 12 and 30, including back-to-back starts July 24 and 30 ... these were 2 of his 4 scoreless starts with NWA.
- Made 2 quality starts: 6.0 scoreless innings on July 30 vs. Corpus Christi and 6.0 innings of 1-run ball on September 9 vs. Charlotte.

**4-SEAM FB:** 52.6% | 92.4 MPH    **CURVEBALL:** 28.2% | 78.3 MPH    **CHANGEUP:** 7.3% | 86.7 MPH    **CUTTER:** 7.1% | 88.1 MPH    **SLIDER:** 4.4% | 84.1 MPH    **SINKER:** 0.5% | 90.8 MPH

Made 13 starts for the Royals around a pair of stints on the Injured List with a *left groin strain* (May 17 to June 4) and *left rotator cuff strain* (June 8 to September 16) ... went 3-3 in the Major Leagues with a 4.67 ERA (32 ER in 61.2 IP).

- After struggling to a 4.53 ERA (23 ER in 45.2 IP) before going on the IL in May, worked a 2.77 ERA (4 ER in 13.0 IP) over his final 3 starts with Kansas City in September.
- During his first stint on the IL, made a rehab start with NW Arkansas (AA), throwing 3.2 innings on May 31 @ Springfield ... during his second IL stint, started twice for Omaha in September, allowing 1 ER in 6.2 IP (1.35 ERA) with 14 strikeouts.

**4-SEAM FB:** 42.6% | 94.6 MPH    **CHANGEUP:** 22.8% | 83.4 MPH    **KNUCKLE CURVE:** 17.8% | 78.4 MPH    **CUTTER:** 10.9% | 89.3 MPH    **SLIDER:** 5.9% | 85.4 MPH

Spent nearly the entire season with NW Arkansas (AA), appearing in 25 games (18 starts) for the Naturals, while also making 2 spot starts for Omaha ... combined to go 6-11 with a 5.70 ERA (72 ER in 113.2 IP) with 114 strikeouts (9.03 K/9).

- Tied with **Shane Panzini** for the Royals organization lead in strikeouts (114), while ranking 6th in innings (113.2) and tied 8th in starts (20).
- Transferred to Omaha on April 30 and his Triple-A debut May 1 vs. Indianapolis ... returned to NWA May 2, then transferred back to Omaha to start September 19 @ Columbus.

- In addition to 18 starts with the Naturals, made 7 long relief appearances, working between 3.0 and 5.0 innings each time ... as a starter, had a 6.09 ERA (53 ER in 78.1 IP), with a 3.95 ERA (12 ER in 27.1 IP) as a reliever ... produced 6 scoreless outings for NW Arkansas, 3 starts and 3 relief appearances.

- Made his first Double-A start on Tuesday, April 15 @ San Antonio (SD), threw 5.2 innings of no-hit ball, starting what became the Naturals fourth no-hitter in team history ... relievers **Chazz Martinez**, **Ryan Brady** & **Brandon Johnson** finished it off ... was NWA's third combined no-no, the first no-hitter since **Brooks Pounders** threw one in 2013.

**4-SEAM FB:** 51.6% | 90.2 MPH    **CHANGEUP:** 24.2% | 80.6 MPH    **CURVEBALL:** 16.8% | 78.0 MPH    **SLIDER:** 5.6% | 83.8 MPH    **SINKER:** 1.9% | 90.5 MPH

Appeared in 38 Triple-A games between the Iowa Cubs, Omaha Storm Chasers and Reno Aces ... combined to go 1-2 with 2 saves and a 5.19 ERA (30 ER in 52.0 IP) ... also pitched in 5 Major League games, 3 with the Kansas City Royals and 2 with the Arizona Diamondbacks, pitching to a 7.94 ERA (5 ER in 5.2 IP).

- Signed a Minor League contract with the Cubs on January 18 and pitched 7 games (1 start) for Iowa, released on May 3 ... signed with the Royals on May 8 and assigned to Omaha ... after a trio of MLB outings, designated for assignment by the Royals June 11 and elected free agency June 13 ... signed with the Diamondbacks on June 19 and finished the year in Arizona's system, largely pitching in Triple-A outside of his 2 games in the Majors with the D-backs.

- Pitched to a 1.69 ERA (2 ER in 10.2 IP) with the Storm Chasers and did not allow a run in his first 4 games for Omaha ... 8 of 10 outings with Omaha were scoreless.

**RELIEF APPEARANCES:** 37    **SAVES / OPP:** 2 / 3    **IR / IRSC:** 16 / 6    **vs LHB:** .226 (19-84)

**1ST BATTER / RETIRED:** 37 / 25    **HOLDS:** 1    **vs ALL:** .265 (53-200)    **vs RHB:** .293 (34-116)

**4-SEAM FB:** 55.0% | 91.7 MPH    **CHANGEUP:** 28.1% | 80.0 MPH    **SLIDER:** 16.9% | 81.5 MPH

- Spent Spring Training with Toronto, DFA'd March 27, traded to Houston April 1 for RHP **Edinson Batista** ... split the regular season in Triple-A between the Sugar Land Space Cowboys and Omaha Storm Chasers, pitching 43 games out of the bullpen ... combined to go 2-2 with 4 saves and a 4.30 ERA (25 ER in 52.1 IP).

- Designated for assignment by Houston on July 25, sent outright to Sugar Land on August 1 ... allowed 1 ER in his final 8 outings in the Astros organization, working a 0.96 ERA (1 ER in 9.1 IP) between July 2 and August 7 ... released by the Astros on August 12, signed with Kansas City on August 14 and finished the year with Omaha.

- 6 of 9 appearances with the Storm Chasers were scoreless, including 3 straight from August 21 to 28, as well as his final 3 from September 12 to 20 ... threw 3.0 hitless and scoreless innings August 28 vs. Lehigh Valley, the longest hitless and scoreless relief appearance from a Storm Chasers arm in 2025.

**RELIEF APPEARANCES:** 43    **SAVES / OPP:** 4 / 5    **IR / IRSC:** 13 / 3    **vs LHB:** .207 (18-87)

**1ST BATTER / RETIRED:** 43 / 30    **HOLDS:** 10    **vs ALL:** .199 (38-191)    **vs RHB:** .192 (20-104)

**4-SEAM FB:** 36.1% | 93.5 MPH    **SLIDER:** 25.4% | 87.8 MPH    **CHANGEUP:** 24.9% | 86.6 MPH    **SWEEPER:** 12.7% | 82.8 MPH    **CUTTER:** 1.0% | 90.6 MPH

- Spent much of the season with NW Arkansas (AA), appearing in 32 games out of the Naturals' bullpen, but also pitched in 9 Triple-A games for the Storm Chasers from June 28 to August 4 ... between the two levels, went 3-3 with 5 saves and a 4.33 ERA (30 ER in 62.1 IP).

- 4 of his 9 outings with the Storm Chasers were scoreless ... did not allow an earned run in his 3 longest Triple-A appearances, all longer than 2.0 innings, including 3.0 scoreless innings of relief on August 1 vs. Louisville.

- 16 of 32 appearances with the Naturals in Double-A were scoreless, including 6 straight from April 19 to May 13, a 10-inning span where he struck out 13.

**RELIEF APPEARANCES:** 9    **SAVES / OPP:** 0 / 0    **IR / IRSC:** 3 / 1    **vs LHB:** .333 (7-21)

**1ST BATTER / RETIRED:** 9 / 4    **HOLDS:** 0    **vs ALL:** .276 (16-58)    **vs RHB:** .243 (9-37)

**SINKER:** 46.1% | 92.4 MPH    **SLIDER:** 30.9% | 80.7 MPH    **CHANGEUP:** 13.4% | 82.6 MPH    **CURVEBALL:** 5.1% | 79.1 MPH    **CUTTER:** 3.2% | 88.1 MPH    **4-SEAM FB:** 1.4% | 92.2 MPH

- Spent Spring Training with Toronto, DFA'd March 27, traded to Houston April 1 for RHP **Edinson Batista** ... split the regular season in Triple-A between the Sugar Land Space Cowboys and Omaha Storm Chasers, pitching 43 games out of the bullpen ... combined to go 2-2 with 4 saves and a 4.30 ERA (25 ER in 52.1 IP).

- Designated for assignment by Houston on July 25, sent outright to Sugar Land on August 1 ... allowed 1 ER in his final 8 outings in the Astros organization, working a 0.96 ERA (1 ER in 9.1 IP) between July 2 and August 7 ... released by the Astros on August 12, signed with Kansas City on August 14 and finished the year with Omaha.

- 6 of 9 appearances with the Storm Chasers were scoreless, including 3 straight from August 21 to 28, as well as his final 3 from September 12 to 20 ... threw 3.0 hitless and scoreless innings August 28 vs. Lehigh Valley, the longest hitless and scoreless relief appearance from a Storm Chasers arm in 2025.

## 40 CHAZZ MARTINEZ

**LHP** • 6'3" • 210 LBS • Born: 1/6/2000 (Age 25)  
2022 MLB Draft – Round 17 (Oklahoma)  
Born/Resides: San Pedro, California

- Appeared in 53 games between NW Arkansas (AA) and Omaha, going 3-2 with 3 saves, a 3.41 ERA (28 ER in 74.0 IP) and 77 strikeouts (9.36 K/9) ... opened the year with the Nationals, promoted to Triple-A on July 7 and finished the year with the Storm Chasers.

- 17 of 31 games with NWA were more than 1.0 inning ... at the time of his promotion to Triple-A, had the 2nd-lowest ERA among Texas Leaguers with at least 40.0 innings.
- 11 of 22 outings with Omaha were scoreless, including his final 5 appearances of the season ... did not allow a run across 7.0 innings between September 7 and 21, striking out 10 in the process ... threw 2.0 perfect innings September 18 @ Columbus, striking out his final 5 batters in a row.

**RELIEF APPEARANCES:** 22    **SAVES / OPP:** 0 / 0    **IR / IRSC:** 13 / 8    **vs LHB:** .283 (13-46)

**1ST BATTER / RETIRED:** 22 / 13    **HOLDS:** 4    **vs ALL:** .250 (29-116)    **vs RHB:** .229 (16-70)

**SINKER:** 54.9% | 92.8 MPH    **SLIDER:** 8.0% | 80.0 MPH    **CHANGEUP:** 8.0% | 84.1 MPH    **4-SEAM FB:** 0.2% | 90.9 MPH

- Selected by the Athletics 4th overall in the 2024 Rule 5 Draft on December 11, 2024 and opened the 2025 regular season in the Majors with the A's ... was designated for assignment on May 9, returned to Kansas City and assigned to Omaha on May 12.

- Made his MLB debut March 29 @ Seattle, with 1.2 scoreless innings ... appeared in 14 MLB games (8 scoreless), going 1-1 with a 13.24 ERA (25 ER in 17.0 IP) and 21 strikeouts.
- Allowed runs in first 3 appearances with the Chasers, then 7 of his next 13 were scoreless ... 8 of 16 outings were longer than 1.0 innings.

- Placed on Omaha's 7-Day Injured List July 14, transferred to the 60-Day IL July 17 and finished the season on the IL.

**RELIEF APPEARANCES:** 16    **SAVES / OPP:** 0 / 1    **IR / IRSC:** 4 / 4    **vs LHB:** .273 (9-33)

**1ST BATTER / RETIRED:** 16 / 11    **HOLDS:** 2    **vs ALL:** .265 (22-83)    **vs RHB:** .260 (13-50)

**SINKER:** 50.5% | 95.3 MPH    **CUTTER:** 20.5% | 89.1 MPH    **SWEEPER:** 18.2% | 82.2 MPH    **4-SEAM FB:** 9.3% | 95.3 MPH    **CHANGEUP:** 1.5% | 87.7 MPH

- Signed with the Diablos Rojos del México of the Mexican League (LMB) on February 1 ... in 10 relief outings, worked a 6.00 ERA (6 ER in 9.0 IP) with 2 walks to 13 strikeouts.
- Signed a Minor League deal with the Royals on May 7, assigned to Omaha and spent the rest of the year on the Storm Chasers' active roster ... ranked 1st among Storm Chasers pitchers in appearances (41), 4th in innings pitched (57.1) and 6th in strikeouts (60) ... went 3-3 with a 4.87 ERA (31 ER in 57.1 IP) and 60 strikeouts (9.42 K/9).

- Served as the team's "opener" 5 times, working a 3.38 ERA (5 ER in 13.1 IP) as a starting pitcher, including a season-high 3.2 innings and 55 pitches on June 27 @ Indianapolis.
- 24 of 36 relief appearances were scoreless ... did not allow a run over his first 7 relief appearances with Omaha, between May 9 and June 5.

**RELIEF APPEARANCES:** 36    **SAVES / OPP:** 2 / 3    **IR / IRSC:** 19 / 6    **vs LHB:** .317 (20-63)

**1ST BATTER / RETIRED:** 36 / 23    **HOLDS:** 3    **vs ALL:** .266 (46-173)    **vs RHB:** .236 (26-110)

**SINKER:** 33.9% | 92.7 MPH    **CUTTER:** 30.8% | 89.2 MPH    **SWEEPER:** 12.7% | 81.8 MPH    **4-SEAM FB:** 12.5% | 93.6 MPH    **CURVEBALL:** 8.8% | 80.9 MPH    **CHANGEUP:** 1.4% | 87.1 MPH

- Appeared in 27 games between Omaha and NW Arkansas (AA), going 1-3 with a 9.92 ERA (43 ER in 39.0 IP) ... opened the year with the Storm Chasers, appearing in 12 games (1 start) before being transferred to Double-A on May 27 ... had stints on the Development List with Omaha (April 27-30) and NWA (June 19-27).

- 5 of his 12 games with the Storm Chasers were scoreless, including 3.0 innings on April 26 @ Toledo ... 9 of 15 Double-A outings were scoreless, but allowed 2+ runs 6 times.
- Released by the Royals on August 3 and signed with the Kansas City Monarchs of the independent American Association on August 6 ... in 11 games for the Monarchs, pitched to a 2.13 ERA (3 ER in 12.2 IP) with 14 strikeouts (9.9 K/9).

**RELIEF APPEARANCES:** 11    **SAVES / OPP:** 0 / 1    **IR / IRSC:** 7 / 6    **vs LHB:** .367 (11-30)

**1ST BATTER / RETIRED:** 11 / 5    **HOLDS:** 1    **vs ALL:** .315 (23-73)    **vs RHB:** .279 (12-43)

**4-SEAM FB:** 43.8% | 93.6 MPH    **CHANGEUP:** 34.0% | 84.9 MPH    **SLIDER:** 9.5% | 83.7 MPH    **CURVEBALL:** 6.3% | 77.2 MPH    **SINKER:** 6.3% | 93.2 MPH

- Opened the season with the Quad Cities River Bandits, his 3rd straight year pitching in High-A and appeared in 8 games (2 starts) ... promoted to Double-A and pitched in 13 games (10 starts) before being promoted to Triple-A August 26, finishing the season with 5 starts for Omaha.

- Between the River Bandits, Naturals and Storm Chasers, appeared in 26 games (17 starts) and went 8-3 with a 3.39 ERA (41 ER in 109.0 IP) ... tied with **Ryan Ramsey** for the Royals organization lead in strikeouts (114), tied 5th in wins (8) and tied 7th in innings pitched (109.0) ... produced the lowest ERA (3.39) and WHIP (1.37) of his professional career, while working the highest K/BB (2.43) and lowest BB/9 (3.9) rates since his pro debut in 2022 ... also set career-highs in innings and strikeouts are both career highs.

- Compiled a career-high 14.1 inning scoreless streak between July 12 and 30, including back-to-back starts July 24 and 30 ... these were 2 of his 4 scoreless starts with NWA.
- Made 2 quality starts: 6.0 scoreless innings on July 30 vs. Corpus Christi and 6.0 innings of 1-run ball on September 9 vs. Charlotte.

**4-SEAM FB:** 52.6% | 92.4 MPH    **CURVEBALL:** 28.2% | 78.3 MPH    **CHANGEUP:** 7.3% | 86.7 MPH    **CUTTER:** 7.1% | 88.1 MPH    **SLIDER:** 4.4% | 84.1 MPH    **SINKER:** 0.5% | 90.8 MPH

Made 13 starts for the Royals around a pair of stints on the Injured List with a *left groin strain* (May 17 to June 4) and *left rotator cuff strain* (June 8 to September 16) ... went 3-3 in the Major Leagues with a 4.67 ERA (32 ER in 61.2 IP).

- After struggling to a 4.53 ERA (23 ER in 45.2 IP) before going on the IL in May, worked a 2.77 ERA (4 ER in 13.0 IP) over his final 3 starts with Kansas City in September.
- During his first stint on the IL, made a rehab start with NW Arkansas (AA), throwing 3.2 innings on May 31 @ Springfield ... during his second IL stint, started twice for Omaha in September, allowing 1 ER in 6.2 IP (1.35 ERA) with 14 strikeouts.

**4-SEAM FB:** 42.6% | 94.6 MPH    **CHANGEUP:** 22.8% | 83.4 MPH    **KNUCKLE CURVE:** 17.8% | 78.4 MPH    **CUTTER:** 10.9% | 89.3 MPH    **SLIDER:** 5.9% | 85.4 MPH

Spent nearly the entire season with NW Arkansas (AA), appearing in 25 games (18 starts) for the Naturals, while also making 2 spot starts for Omaha ... combined to go 6-11 with a 5.70 ERA (72 ER in 113.2 IP) with 114 strikeouts (9.03 K/9).

- Tied with **Shane Panzini** for the Royals organization lead in strikeouts (114), while ranking 6th in innings (113.2) and tied 8th in starts (20).
- Transferred to Omaha on April 30 and his Triple-A debut May 1 vs. Indianapolis ... returned to NWA May 2, then transferred back to Omaha to start September 19 @ Columbus.

- In addition to 18 starts with the Naturals, made 7 long relief appearances, working between 3.0 and 5.0 innings each time ... as a starter, had a 6.09 ERA (53 ER in 78.1 IP), with a 3.95 ERA (12 ER in 27.1 IP) as a reliever ... produced 6 scoreless outings for NW Arkansas, 3 starts and 3 relief appearances.

- Made his first Double-A start on Tuesday, April 15 @ San Antonio (SD), threw 5.2 innings of no-hit ball, starting what became the Naturals fourth no-hitter in team history ... relievers **Chazz Martinez**, **Ryan Brady** & **Brandon Johnson** finished it off ... was NWA's third combined no-no, the first no-hitter since **Brooks Pounders** threw one in 2013.

**4-SEAM FB:** 51.6% | 90.2 MPH    **CHANGEUP:** 24.2% | 80.6 MPH    **CURVEBALL:** 16.8% | 78.0 MPH    **SLIDER:** 5.6% | 83.8 MPH    **SINKER:** 1.9% | 90.5 MPH

Appeared in 38 Triple-A games between the Iowa Cubs, Omaha Storm Chasers and Reno Aces ... combined to go 1-2 with 2 saves and a 5.19 ERA (30 ER in 52.0 IP) ... also pitched in 5 Major League games, 3 with the Kansas City Royals and 2 with the Arizona Diamondbacks, pitching to a 7.94 ERA (5 ER in 5.2 IP).

- Signed a Minor League contract with the Cubs on January 18 and pitched 7 games (1 start) for Iowa, released on May 3 ... signed with the Royals on May 8 and assigned to Omaha ... after a trio of MLB outings, designated for assignment by the Royals June 11 and elected free agency June 13 ... signed with the Diamondbacks on June 19 and finished the year in Arizona's system, largely pitching in Triple-A outside of his 2 games in the Majors with the D-backs.

- Pitched to a 1.69 ERA (2 ER in 10.2 IP) with the Storm Chasers and did not allow a run in his first 4 games for Omaha ... 8 of 10 outings with Omaha were scoreless.

**RELIEF APPEARANCES:** 37    **SAVES / OPP:** 2 / 3    **IR / IRSC:** 16 / 6    **vs LHB:** .226 (19-84)

**1ST BATTER / RETIRED:** 37 / 25    **HOLDS:** 1    **vs ALL:** .265 (53-200)    **vs RHB:** .293 (34-116)

**4-SEAM FB:** 55.0% | 91.7 MPH    **CHANGEUP:** 28.1% | 80.0 MPH    **SLIDER:** 16.9% | 81.5 MPH

- Spent Spring Training with Toronto, DFA'd March 27, traded to Houston April 1 for RHP **Edinson Batista** ... split the regular season in Triple-A between the Sugar Land Space Cowboys and Omaha Storm Chasers, pitching 43 games out of the bullpen ... combined to go 2-2 with 4 saves and a 4.30 ERA (25 ER in 52.1 IP).

<

## 43 ANTHONY SIMONELLI

**RHP** • 6'2" • 200 LBS • Born: 12/23/1998 (Age 26)  
2021 MLB Draft – Round 16 (Virginia Tech)  
Born: Winchester, VA • Resides: Blacksburg, VA

- Opened the season with the Storm Chasers and appeared in 10 games (3 starts) ... went 1-2 with a 5.40 ERA (9 ER in 15.0 IP) and 15 strikeouts ... placed on Omaha's Full-Season Injured List May 7 (retroactive to May 5) to end his season.
- 5 of 7 his relief outings with Omaha were scoreless, including 4 straight from April 1 to 12 (3.2 IP).
- 3 of his last 4 outings were openers to a bullpen game, consecutive Saturdays between April 19 and May 3.

**RELIEF APPEARANCES:** 7  
**1ST BATTER / RETIRED:** 7 / 6

**SAVES / OPP:** 0 / 0  
**HOLDS:** 1

**IR / IRSC:** 5 / 0  
**vs ALL:** .147 (5-34)

**vs LHB:** .222 (2-9)  
**vs RHB:** .120 (3-25)

**4-SEAM FB:** 36.2% | 91.7 MPH

**CUTTER:** 35.0% | 87.7 MPH

**SPLITTER:** 16.0% | 86.7 MPH

**SWEeper:** 12.9% | 83.4 MPH

## 22 EVAN SISK

**LHP** • 6'2" • 209 LBS • Born: 4/23/1997 (Age 28)  
Traded from Minnesota – 1/24/2023  
Drafted by St. Louis – 2018, Round 16 (College of Charleston)  
Born: Pineville, N.C. • Resides: Chester, S.C.

- After being added to the Royals' 40-Man Roster in November 2024, was optioned to Omaha on March 16 ... traded to the Pirates on July 31, with 1B **Callan Moss**, in exchange for LHP **Bailey Falter** ... appeared in 38 Triple-A games between Omaha and the Indianapolis Indians, as well as 19 Major League games between the Royals and Pirates.
- 23 of 31 Omaha outings were scoreless ... in the 1st half with Omaha, pitched to a 0.49 ERA (3 ER in 18.1 IP) with a 1.04 WHIP (2 BB + 17 H).
- Allowed a home run June 28 @ Indianapolis, which snapped a stretch of 96.1 innings and 94 games without allowing a home run, going back to August 26, 2023, at the time the longest homerless stretch in professional baseball ... struggled to a 9.58 ERA (11 ER in 10.1 IP) over his final 13 games with Omaha before being traded.
- Recalled by Kansas City on April for his MLB debut April 15 @ New York (AL), struck out 3 in a scoreless 8th inning ... after 2 scoreless outings, optioned to Omaha on April 25 ... recalled May 17, appeared in 3 games for the Royals, including back-to-back games May 26 & 27 ... with the Royals, 11 of 16 MLB outs recorded (in 5.1 IP) were strikeouts.
- Appeared in 7 games with Indianapolis across 2 stints in Triple-A ... 10 of 14 MLB outings with the Pirates were scoreless, only pitched in the Major Leagues in September.

**RELIEF APPEARANCES:** 38  
**1ST BATTER / RETIRED:** 38 / 31

**SAVES / OPP:** 5 / 6  
**HOLDS:** 3

**IR / IRSC:** 11 / 3  
**vs ALL:** .295 (46-156)

**vs LHB:** .250 (14-56)  
**vs RHB:** .320 (32-100)

**SINKER:** 33.5% | 91.4 MPH

**SWEeper:** 27.6% | 80.3 MPH

**CUTTER:** 15.4% | 88.8 MPH

**4-SEAM FB:** 13.2% | 91.6 MPH

**CURVEBALL:** 10.3% | 77.4 MPH

## 46 SPENCER TURNBULL

**RHP** • 6'3" • 210 LBS • Born: 9/18/1992 (Age 33)  
Traded from Texas – 6/30/2023  
Drafted by Detroit – 2014, Round 2 (Alabama)  
Born: Demopolis, AL • Resides: TBD

- Split his season between the Blue Jays, Cubs and Royals organizations ... appeared in 16 Minor League games, including 12 Triple-A games (11 starts) between the Buffalo Bisons, Iowa Cubs and Omaha Storm Chasers ... also pitched 3 MLB games (1 starts), totaling 6.1 innings in the big leagues with Toronto.
- Signed a Major League deal with the Blue Jays in May and made 5 starts in the Minors before his Major League stint from June 11 to 20 ... designated for assignment on June 25, released June 27 ... signed a Minor League contract with the Cubs on July 12, made 1 start in the Arizona Complex League before making 6 starts with the Iowa Cubs ... released August 28, signed with the Royals August 30 and assigned to Omaha, making his final 4 starts of the year with the Storm Chasers.
- Between Buffalo, Iowa and Omaha, went 0-7 with a 8.39 ERA (46 ER in 49.1 IP) ... with Omaha, pitched to a 6.38 ERA (13 ER in 18.1 IP), including a quality start September 10 vs. Charlotte, allowing 2 runs over 6.0 innings of work, his only quality start in 2025.

**4-SEAM FB:** 44.0% | 91.3 MPH **SWEeper:** 20.0% | 83.0 MPH **SINKER:** 13.3% | 91.8 MPH **CURVEBALL:** 12.0% | 76.9 MPH **CHANGEUP:** 5.3% | 85.0 MPH **SLIDER:** 5.3% | 85.0 MPH

- Opened the season with Omaha and spent all of the season with the Storm Chasers, appearing in 26 games (1 starts) ... went 3-1 with a 4.46 ERA (21 ER in 42.1 IP) and .224 opponents' average (34-for-152) ... also had a stint on the Development List (April 8-10) and two stints on the Injured List (June 26 to August 21, August 28 to September 12).
- 10 of 26 outings were 2.0 innings or longer, finished 3.0 innings 3 times ... 14 of his 25 relief appearances were scoreless, including 3.0 scoreless innings April 17 vs. Norfolk.
- After allowing runs in his first 3 outings, worked 9.0 scoreless innings across parts of 4 outings from April 15 to 26.
- Retired 23 straight batters between June 7 vs. Iowa and June 22 vs. Durham, with 8 strikeouts in this stretch spanning parts of 5 outings.

**RELIEF APPEARANCES:** 25  
**1ST BATTER / RETIRED:** 25 / 15

**SAVES / OPP:** 0 / 0  
**HOLDS:** 2

**IR / IRSC:** 19 / 3  
**vs ALL:** .231 (33-143)

**vs LHB:** .278 (15-54)  
**vs RHB:** .202 (18-89)

**4-SEAM FB:** 35.0% | 94.1 MPH

**SLIDER:** 33.8% | 83.7 MPH

**CUTTER:** 31.2% | 88.7 MPH

## 58 JACOB WALLACE

**RHP** • 6'1" • 190 LBS • Born: 8/13/1998 (Age 27)  
Traded from Boston – 12/16/2022  
Drafted by Colorado – 2019, Round 3 (Connecticut)  
Born: Lawrence, MA • Resides: Methuen, MA

- Opened the season with Omaha and spent all of the season with the Storm Chasers, appearing in 26 games (1 starts) ... went 3-1 with a 4.46 ERA (21 ER in 42.1 IP) and .224 opponents' average (34-for-152) ... also had a stint on the Development List (April 8-10) and two stints on the Injured List (June 26 to August 21, August 28 to September 12).
- 10 of 26 outings were 2.0 innings or longer, finished 3.0 innings 3 times ... 14 of his 25 relief appearances were scoreless, including 3.0 scoreless innings April 17 vs. Norfolk.
- After allowing runs in his first 3 outings, worked 9.0 scoreless innings across parts of 4 outings from April 15 to 26.
- Retired 23 straight batters between June 7 vs. Iowa and June 22 vs. Durham, with 8 strikeouts in this stretch spanning parts of 5 outings.

**RELIEF APPEARANCES:** 25  
**1ST BATTER / RETIRED:** 25 / 15

**SAVES / OPP:** 0 / 0  
**HOLDS:** 2

**IR / IRSC:** 19 / 3  
**vs ALL:** .231 (33-143)

**vs LHB:** .278 (15-54)  
**vs RHB:** .202 (18-89)

**4-SEAM FB:** 35.0% | 94.1 MPH

**SLIDER:** 33.8% | 83.7 MPH

**CUTTER:** 31.2% | 88.7 MPH

## 43 BECK WAY

**RHP** • 6'4" • 200 LBS • Born: 8/6/1999 (Age 26)  
Traded from New York (AL) – 7/27/22  
Drafted by New York (AL) – 2020, Round 4 (NW Florida State JC)  
Born: Harrisburg, PA • Resides: Huntington Beach, CA

- Split his season between NW Arkansas (AA) and Omaha ... opened the season with NWA, his 3rd straight season opening in Double-A before being promoted to Omaha on June 26 ... between the two levels, went 4-6 with a 5.93 ERA (49 ER in 74.1 IP) ... among Royals Minor Leaguers, ranked tied 4th in appearances (46).
- Across his last 9 outings in Double-A (from May 24 to June 21), pitched to a 1.93 ERA (4 ER in 18.2 IP), with 3 walks to 15 strikeouts.
- 10 of 23 Storm Chasers appearances were scoreless ... threw a season-high 3.1 innings August 15 vs. St. Paul, holding the Saints to just 1 hit with no runs.
- Saw his best stretch at the Triple-A level to open August, working a 1.00 ERA (1 ER in 9.0 IP) over his first 5 outings, from August 3 to 15 ... proceeded to allow runs in 6 of his final 7 outings, pitching to a 11.37 ERA (17 ER in 12.2 IP) from August 19 to September 18.

**RELIEF APPEARANCES:** 23  
**1ST BATTER / RETIRED:** 23 / 16

**SAVES / OPP:** 0 / 1  
**HOLDS:** 2

**IR / IRSC:** 13 / 2  
**vs ALL:** .292 (42-144)

**vs LHB:** .362 (21-58)  
**vs RHB:** .244 (21-86)

**SINKER:** 44.7% | 00.0 MPH

**CUTTER:** 39.5% | 90.1 MPH

**SWEeper:** 9.7% | 86.5 MPH

**CHANGEUP:** 6.0% | 90.0 MPH

## 59 HENRY WILLIAMS

**RHP** • 6'5" • 200 LBS • Born: 9/18/2001 (Age 24)  
Traded from San Diego – 8/1/2023  
Drafted by San Diego – 2022, Round 3 (Duke)  
Born/Resides: Darien, Connecticut

- Spent much of the season with NW Arkansas (AA), making 21 appearances (19 starts) in Double-A, while also making a pair of spot starts for Omaha between May 27 and June 5 ... between the two levels, went 5-8 with a 4.64 ERA (60 ER in 115.1 IP).
- Among Royals Minor Leaguers, ranked 5th in innings pitched (115.1), tied 6th in strikeouts (106) and tied 6th in starts (21).
- Earned the win in his Double-A debut, pitching the 4th game of the season for the Northwest Arkansas Naturals (AA), on April 8 vs. Frisco (TEX) ... threw 5.0 scoreless innings, to continue the scoreless streak he ended the 2024 regular season on.
- Promoted to Omaha for his Triple-A debut May 28 vs. St. Paul, also starting June 5 vs. Iowa ... combined to allow 9 earned runs in 8.0 innings (10.13 ERA).
- Threw at least 5.0 innings in 16 of 21 outings with Northwest Arkansas, offering 8 quality starts ... finished 7.0 innings twice, back-to-back starts April 25 vs. Tulsa (LAD) and May 2 @ Springfield (STL), the first two times in his professional career finishing 7.0 innings.
- Named the Texas League Pitcher of the Week for his start July 2 @ Springfield, tossing 5.0 scoreless innings with 1 hit and 7 strikeouts.

**4-SEAM FB:** 51.9% | 91.2 MPH **CURVEBALL:** 27.2% | 78.6 MPH **SLIDER:** 11.4% | 83.7 MPH **SINKER:** 5.1% | 91.8 MPH **CHANGEUP:** 4.4% | 86.0 MPH

- Opened the year on the Royals' 15-Day Injured List with a *right shoulder injury* and did not pitch in the Major Leagues, appearing in 8 Minor League games on rehab assignment between May and June ... between NW Arkansas (AA) and Omaha, pitched to a 5.48 ERA (14 ER in 23.0 IP).
- Initially assigned to Northwest Arkansas on May 2 to begin his rehab assignment, was recalled from his rehab assignment after 2 starts with shoulder fatigue ... returned to the Naturals 2 ½ weeks later and made 2 more starts for NWA.
- Threw at least 50 pitches in all 4 rehab outings with Omaha, finished 3.0 innings three times, and go through 4.0 innings once (June 15 @ Toledo) ... threw a season-high 69 pitches June 21 vs. Durham (TB).
- Activated from Kansas City's Injured list June 23 and optioned to Omaha ... scratched from his scheduled start June 27 and placed on Omaha's 7-Day Injured List on July 1, finishing the season on the Storm Chasers' IL.

**KNUCKLE CURVE:** 34.4% | 81.4 MPH **SINKER:** 26.7% | 92.0 MPH **4-SEAM FB:** 21.5% | 92.0 MPH **CHANGEUP:** 9.3% | 86.6 MPH **SLIDER:** 8.1% | 86.2 MPH

## 47 KYLE WRIGHT

**RHP** • 6'4" • 215 LBS • Born: 10/2/1995 (Age 29)  
Traded from Atlanta – 11/17/2023  
Drafted by Atlanta – 2017, Round 1 (Vanderbilt)  
Born: Huntsville, AL • Resides: Brentwood, TN

- Threw at least 50 pitches in all 4 rehab outings with Omaha, finished 3.0 innings three times, and go through 4.0 innings once (June 15 @ Toledo) ... threw a season-high 69 pitches June 21 vs. Durham (TB).
- Activated from Kansas City's Injured list June 23 and optioned to Omaha ... scratched from his scheduled start June 27 and placed on Omaha's 7-Day Injured List on July 1, finishing the season on the Storm Chasers' IL.

**KNUCKLE CURVE:** 34.4% | 81.4 MPH **SINKER:** 26.7% | 92.0 MPH **4-SEAM FB:** 21.5% | 92.0 MPH **CHANGEUP:** 9.3% | 86.6 MPH **SLIDER:** 8.1% | 86.2 MPH



OMAHA STARTING PITCHER SPLITS						1ST PITCH STRIKES			1-2-3 INNINGS		
PITCHER	GS	W-L	TEAM W-L	R SUPPORT	SUPPORT/9 IP	FPS	TBF	% FPS	TOTAL	POSSIBLE	% 1-2-3
Champlain, Chandler	25	4-9	9-16	74	5.98	335	529	63.3%	34	108	31.5%
Gant, John	19	5-5	8-11	57	6.33	211	375	56.3%	19	78	24.4%
Hatch, Thomas	18	5-6	7-11	39	3.83	231	388	59.5%	32	87	36.8%
Avila, Luinder	9	2-2	4-5	28	6.20	92	172	53.5%	16	39	41.0%
Hill, Rich	9	4-4	4-5	31	6.64	104	192	54.2%	9	41	22.0%
Keuchel, Dallas	7	2-1	5-2	25	6.31	103	156	66.0%	7	35	20.0%
Cameron, Noah	7	2-1	4-3	28	7.71	73	133	54.9%	12	32	37.5%
Kolek, Stephen	5	1-3	1-4	8	3.79	57	96	59.4%	4	18	22.2%
Nogosek, Stephen	5	0-1	3-2	3	2.03	31	53	58.5%	5	12	41.7%
Panzini, Shane	5	2-1	2-3	15	5.96	69	109	63.3%	5	22	22.7%
Bosacker, Ethan	4	0-2	2-2	14	8.22	41	75	54.7%	3	15	20.0%
Dunn, Justin	4	0-3	1-3	6	4.63	38	65	58.5%	4	10	40.0%
Wright, Kyle	4	0-0	2-2	13	9.00	30	61	49.2%	4	12	33.3%
Turnbull, Spencer	3	0-1	1-2	5	3.00	38	66	57.6%	3	15	20.0%
Kudrna, Ben	3	0-1	2-1	6	5.06	28	58	48.3%	3	10	30.0%
Guerrero, Tyson	3	1-2	1-2	10	8.44	24	49	49.0%	6	10	60.0%
Simonelli, Anthony	3	0-2	1-2	1	1.69	14	28	50.0%	1	4	25.0%
Ackenhausen, Nate	2	0-0	1-1	1	3.00	8	15	53.3%	0	3	0.0%
Williams, Henry	2	0-2	0-2	2	2.25	27	43	62.8%	2	8	25.0%
Johnson, Brandon	2	0-1	0-2	4	12.00	11	17	64.7%	1	3	33.3%
Ragans, Cole	2	0-0	1-1	0	0.00	15	25	60.0%	3	6	50.0%
Ramsey, Ryan	2	0-1	0-2	0	0.00	20	42	47.6%	0	7	0.0%
Falter, Bailey	2	0-0	1-1	1	3.86	3	11	27.3%	0	2	0.0%
Noriega, Cruz	1	0-1	0-1	0	0.00	6	12	50.0%	0	1	0.0%
Cerantola, Eric	1	0-0	1-0	1	6.75	2	9	22.2%	0	1	0.0%
Wallace, Jacob	1	0-0	1-0	1	3.00	6	10	60.0%	1	3	33.3%
SEASON (INCLUDING INACTIVE)	148			373	6.63	1,617	2,789	58.0%	174	582	29.9%

OMAHA STARTING PITCHER/CATCHER MATCHUPS																																				
PITCHER	LUCA TRESH							CARTER JENSEN							BRIAN O'KEEFE							LUKE MAILE							TOTALS							
	GS	W-L	ERA	IP	ER	BB	SO	GS	W-L	ERA	IP	ER	BB	SO	GS	W-L	ERA	IP	ER	BB	SO	GS	W-L	ERA	IP	ER	BB	SO	GS	W-L	ERA	IP	ER	BB	SO	
Champlain, Chandler	9	1-2	6.95	44.0	36	16	42	6	2-3	6.11	28.0	24	9	22	5	1-2	8.87	22.1	24	11	19	5	0-2	12.71	17.0	24	13	10	25	4-9	8.00	111.1	99	49	93	
Gant, John	11	3-3	4.56	51.1	28	23	39	4	1-1	10.50	12.0	15	13	11	1	0-0	9.64	4.2	5	3	5	1	0-0	15.00	3.0	5	2	3	19	5-5	6.00	81.0	54	45	69	
Hatch, Thomas	3	1-1	1.69	16.0	3	5	15	4	2-2	6.50	18.0	13	5	15	4	1-3	5.57	21.0	13	4	18	7	1-0	3.44	36.2	14	14	30	18	5-6	4.22	91.2	43	28	78	
Avila, Luinder	5	1-1	4.15	26.0	12	9	32	1	0-0	0.00	2.2	0	1	2	3	1-1	6.00	12.0	9	7	12							9	2-2	4.43	40.2	20	17	46		
Hill, Rich	2	0-1	1.29	7.0	1	5	11	2	0-2	13.50	8.0	14	7	4	4	3-1	4.29	21.0	11	12	25	1	1-0	3.00	6.0	2	1	8	9	4-4	5.63	40.0	25	24	47	
Keuchel, Dallas	1	1-0	1.59	5.2	1	3	3	5	1-1	3.81	26.0	15	7	26								7	2-1	3.53	35.2	14	12	30	7	2-1	3.53	35.2	14	12	30	
Cameron, Noah	1	0-0	11.25	4.0	5	1	6								4	2-1	2.11	21.1	6	9	22	2	0-0	2.45	7.1	2	3	10	7	2-1	3.31	32.2	12	13	38	
Kolek, Stephen	2	0-2	15.88	5.2	10	8	8	3	1-1	2.70	13.1	5	2	12								5	1-3	6.63	19.0	14	10	20	5	1-3	6.63	19.0	14	10	20	
Nogosek, Stephen	2	0-0	5.40	5.0	3	2	7	2	0-1	1.42	6.1	1	3	6								5	0-1	3.38	13.1	5	5	14	5	0-1	3.38	13.1	5	5	14	
Panzini, Shane	3	2-1	1.84	14.2	11	10	9	1	0-0	13.50	4.0	6	2	2								5	2-1	4.76	22.2	12	15	13	5	2-1	4.76	22.2	12	15	13	
Bosacker, Ethan	2	0-1	4.91	7.1	6	5	4	1	0-0	3.00	3.0	1	1	2	1	0-1	9.00	5.0	5	2	2							4	0-2	5.87	15.1	10	8	8		
Dunn, Justin	2	0-1	11.81	5.1	10	5	8	2	0-2	9.95	6.1	8	6	5								4	0-3	10.80	11.2	14	11	13	4	0-3	10.80	11.2	14	11	13	
Wright, Kyle	1	0-0	12.00	3.0	4	3	3								1	0-0	19.29	2.1	5	4	0	2	0-0	0.00	7.2	0	2	11	4	0-0	6.23	13.0	9	9	14	
Turnbull, Spencer	3	0-1	6.00	15.0	10	9	12															3	0-1	6.00	15.0	10	9	12	3	0-1	6.00	15.0	10	9	12	
Kudrna, Ben	1	0-1	15.00	3.0	5	5	2	2	0-0	12.91	7.2	11	10	7								3	0-1	13.50	10.2	16	15	9	3	0-1	13.50	10.2	16	15	9	
Guerrero, Tyson	1	0-1	16.20	1.2	7	3	3								1	0-1	9.00	4.0	4	1	6	1	1-0	0.00	5.0	0	0	7	3	1-2	5.91	10.2	7	4	16	
Simonelli, Anthony	1	0-0	0.00	1.2	1	3	2								2	0-2	14.73	3.2	7	4	4						3	0-2	10.13	5.1	6	7	6			
Ackenhausen, Nate	1	0-0	0.00	2.0	0	2	3								1	0-0	0.00	1.0	0	1	1						2	0-0	0.00	3.0	0	3	4			
Williams, Henry	1	0-1	7.20	5.0	4	3	4								1	0-1	15.00	3.0	5	5	2						2	0-2	10.13	8.0	9	8	6			
Johnson, Brandon	1	0-0	9.00	2.0	3	1	3															1	0-1	27.00	1.0	3	1	1	2	0-1	15.00	3.0	5	2	4	
Ragans, Cole	2	0-1	1.35	6.2	1	2	14															2	0-1	1.35	6.2	1	2	14	2	0-1	1.35	6.2	1	2	14	
Ramsey, Ryan	1	0-0	5.79	4.2	3	3	3								1	0-1	10.80	3.1	4	4	3						2	0-1	7.88	8.0	7	7	6			
Falter, Bailey																						2	0-0	0.00	2.1	0	3	4	2	0-0	0.00	2.1	0	3	4	
Noreiga, Cruz															1	0-1	72.00	1.0	8	3	1						1	0-1	72.00	1.0	8	3	1			
Cerantola, Eric															1	0-0	13.50	1.1	2	2	1						1	0-0	13.50	1.1	2	2	1			
Wallace, Jacob	1	0-0	3.00	3.0	1	1	3															1	0-0	3.00	3.0	1	1	3	1	0-0	3.00	3.0	1	1	3	
Relievers	13-18	5-27	263.0	165	123	296		9-3	6.08	137.2	96	69	127		3-5	5.26	143.2	95	76	186		7-7	2.62	86.0	34	40	84		34-36	5.08	673.0	380	334	734		
TOTALS	57	22-36	5.30	502.2	296	250	532	33	16-16	6.31	274.0	192	135	241	31	11-20	6.18	270.2	186	148	307	20	10-10	3.98	169.2	75	76	164	148	63-86	5.49	1281.0	782	647	1304	
	CS/ATT	12/96	PCT	12.5%				CS/ATT	6/40	PCT	15.0%				CS/ATT	6/47	PCT	12.8%				CS/ATT	5/29	PCT	17.2%				CS/ATT	31/228	PCT	13.6%				

TOTALS include 9 games (63.0 innings) caught by Kyle Hayes

OMAHA CATCHER PITCHING STATS																							
CATCHERS	W	L	ERA	GS	SV	IP	H	R	ER	HR	HB	BB	IBB	SO	WHIP	AVG	WP	GDP	TBF	CS	SB	CS%	PB
Tresh, Luca	22	36	5.30	57	9	502.2	517	330	296	71	35	250	2	532	1.53	.263	41	37	2,273	12	84	12.5%	6
Jensen, Carter	16	16	6.31	33	8	274.0	326	209	192	51	20	135	1	241	1.68	.293	19	23	1,277	6	34	15.0%	4
O'Keefe, Brian	11	20	6.18	31	7	270.2	296	203	186	32	21	148	0	307	1.64	.278	23	22	1,251	6	41	12.8%	4
Maile, Luke	10	10	3.98	20	2	169.2	150	84	75	12	4	76	1	164	1.33	.235	4	11	726	5	24	17.2%	2
Hayes, Kyle	3	4	4.86	7	1	63.0	66	35	34	2	1	37	1	60	1.63	.269	2	3	288	2	14	12.5%	1

## OMAHA STARTERS VS. RELIEVERS

PITCHING AS	W	L	ERA	IP	R	ER	SO	BB
STARTERS	28	50	5.98	606.2	446	403	568	311
RELIEVERS	34	35	5.09	666.1	412	377	724	330

RELIEVERS	INNING ENTERING THE GAME										1ST PITCH STRIKES			1-2-3 INNINGS		
PITCHER	1	2	3	4	5	6	7	8	9	10+	FPS	TBF	% FPS	TOTAL	POSSIBLE	% 1-2-3
Ackenhausen, Nate (L)	-	-	-	2	-	-	1	-	-	-	17	28	60.7%	1	5	20.0%
Avila, Luinder	-	1	1	1	2	-	-	-	-	-	36	59	61.0%	3	10	30.0%
Bosacker, Ethan	-	-	2	1	-	1	1	1	-	-	25	43	58.1%	2	9	22.2%
Bowlan, Jonathan	-	-	-	-	2	2	4	8	8	-	81	142	57.0%	16	32	50.0%
Brady, Ryan	-	1	-	1	1	2	1	2	-	-	34	61	55.7%	3	11	27.3%
Cerantola, Eric	-	1	-	2	2	4	13	12	3	-	123	204	60.3%	14	44	31.8%
Champlain, Chandler	-	1	2	-	-	-	-	1	-	-	22	36	61.1%	2	8	25.0%
Clarke, Taylor	-	-	-	2	2	-	2	1	2	1	36	59	61.0%	4	12	33.3%
Cox, Austin (L)	-	-	-	1	-	4	3	1	1	1	42	55	76.4%	5	11	45.5%
Cruz, Steven	-	-	-	-	-	2	2	1	2	-	11	30	36.7%	1	7	14.3%
Dunn, Justin	-	-	1	-	1	-	-	-	-	-	7	21	33.3%	0	4	0.0%
Erceg, Lucas	-	-	-	-	1	-	-	-	-	-	3	3	100.0%	1	1	100.0%
Fernandez, Junior	-	-	-	-	3	5	7	9	7	-	83	175	47.4%	12	32	37.5%
Fulmer, Michael	-	-	-	-	-	-	3	8	4	-	44	80	55.0%	4	17	23.5%
Hartlieb, Geoff	-	-	-	-	1	-	2	3	1	-	23	38	60.5%	2	7	28.6%
Heasley, Jonathan	-	-	-	1	-	1	-	2	-	-	14	22	63.6%	0	3	0.0%
Hendrix, Ryan	-	1	3	2	4	6	6	3	4	1	105	189	55.6%	8	34	23.5%
Hoffmann, Andrew	-	1	-	1	1	3	6	9	10	1	100	165	60.6%	15	36	41.7%
Johnson, Brandon	-	1	1	1	8	5	8	4	6	1	112	211	53.1%	12	40	30.0%
Krehbiel, Joey	-	-	-	-	-	1	3	4	12	-	56	99	56.6%	6	21	28.6%
Kudrna, Ben	-	-	-	-	1	-	-	-	-	-	2	5	40.0%	0	0	----
Long, Sam (L)	-	-	-	-	-	2	8	1	-	-	27	50	54.0%	2	7	28.6%
Lynch IV, Daniel (L)	-	-	-	-	-	1	-	-	-	-	3	7	42.9%	1	2	50.0%
Martinez, Chazz (L)	-	-	-	2	3	9	5	3	-	-	70	139	50.4%	7	24	29.2%
Murdock, Noah	-	-	-	2	2	5	2	3	2	-	53	99	53.5%	3	15	20.0%
Nogosek, Stephen	-	1	2	2	4	7	7	7	6	-	122	198	61.6%	9	35	25.7%
Noriega, Cruz	-	1	-	4	2	2	1	1	-	-	44	88	50.0%	2	15	13.3%
Richards, Trevor	-	-	-	-	-	-	4	3	3	-	29	49	59.2%	2	10	20.0%
Robertson, Nick	-	-	1	2	4	1	-	1	-	-	14	66	21.2%	6	14	42.9%
Sears, Ben	-	-	2	1	1	2	2	1	-	-	34	65	52.3%	3	12	25.0%
Simonelli, Anthony	-	-	-	-	2	4	-	1	-	-	23	41	56.1%	2	8	25.0%
Sisk, Evan (L)	-	-	-	-	-	-	8	15	7	1	79	135	58.5%	4	21	19.0%
Turnbull, Spencer	-	-	1	-	-	-	-	-	-	-	14	17	82.4%	0	3	0.0%
Wallace, Jacob	1	2	2	4	1	6	4	3	1	1	101	162	62.3%	13	32	40.6%
Way, Beck	-	3	2	1	3	4	6	2	2	-	108	179	60.3%	6	32	18.8%
SEASON	1	14	20	33	51	79	109	110	81	7	1,697	30,20	56.2%	171	574	29.8%

## PITCH TIMER VIOLATIONS CALLED ON OMAHA PITCHERS (17)

GAME	PITCHER (# IN '25)	INNING	UMPIRE	BATTER	COUNT AT CALL	AT-BAT RESULT (COUNT)
1. April 3 vs. Louisville	Thomas Hatch (1)	▲1	Trevor Dannegger	Levi Jordan	(0-0)	Strikeout Swinging (1-2)
2. April 13 @ St. Paul	Andrew Hoffmann (1)	▼8	Jeremy Riggs	Luke Keaschall	(0-1)	Groundout, 5-3 (3-2)
3. April 27 @ Toledo	Andrew Hoffmann (2)	▼6	Tim Barreras	Riley Unroe	(1-1)	Strikeout Swinging (2-2)
4. May 6 @ Louisville	Noah Cameron (1)	▼1	Steven Jaschinski	Ivan Johnson	(1-2)	Strikeout Looking (2-2)
5. May 9 @ Louisville	Andrew Hoffmann (3)	▼8	Steven Jaschinski	Edwin Rios	(1-2)	Strikeout Swinging (2-2)
6. May 15 vs. Columbus	Cruz Noriega (1)	▲5	Matt Blackborow	Dom Nuñez	(2-2)	Single (3-2)
7. May 18 vs. Columbus	Stephen Nogosek (1)	▲9	Matt Blackborow	Christian Cairo	(0-0)	Groundout, 1-3 (1-2)
8. June 5 vs. Iowa	Henry Williams (1)	▲2	Thomas O'Neil	Christian Franklin	(0-0)	Walk (3-1)
9. June 22 vs. Durham	John Gant (1)	▲2	Ray Patchen	Bob Seymour	(0-0)	Lineout / L5 (1-1)
10. July 3 @ Iowa	Michael Fulmer (1)	▼7	Thomas O'Neil	Carlos Pérez	(1-0)	Flyout / F8 (2-1)
11. July 23 @ Syracuse	John Gant (2)	▼2	Tanner Moore	Luis De Los Santos	(2-1)	Walk (3-1)
12. August 6 @ Indianapolis	John Gant (3)	▼1	Raul Moreno	Ronny Simon	(0-0)	Groundout / 6-3 (3-2)
14. August 6 @ Indianapolis	John Gant (4)	▼2	Raul Moreno	Brett Sullivan	(0-2)	Flyout / F8 (1-2)
15. August 12 vs. St. Paul	John Gant (5)	▲1	Tanner Dobson	Carson McCusker	(0-2)	Walk (3-2)
16. August 12 vs. St. Paul	John Gant (6)	▲2	Tanner Dobson	Kyler Fedko	(0-0)	Strikeout Swinging (3-2)
17. August 12 vs. St. Paul	John Gant (7)	▲2	Tanner Dobson	Kyler Fedko	(1-1)	Strikeout Swinging (3-2)

## DISENGAGEMENT VIOLATIONS CALLED ON OMAHA PITCHERS (1)

GAME	PITCHER (# IN '25)	INNING	UMPIRE	BASERUNNER
1. 5/2/25 vs. Indianapolis	Thomas Hatch (1)	▲3	Charlie Welling	Alika Williams



## OMAHA PITCHERS STRIKING OUT THE SIDE (19)

PITCHER	GAME	INNING	PITCHES	STRIKES	1ST BATTER	2ND BATTER	3RD BATTER
1. Tyson Guerrero (1)	March 28 @ Iowa	▼3	15	9	Christian Franklin (SWINGING)	Owen Caissie (LOOKING)	Kevin Alcántara (SWINGING)
2. Thomas Hatch (1)	April 9 @ St. Paul	▼3	19	10	Luke Keaschall (LOOKING)	Brooks Lee (LOOKING)	Emmanuel Rodriguez (SWINGING)
3. Junior Fernández (1)	April 11 @ St. Paul	▼8	14	9	Jair Camargo (SWINGING)	Carson McCusker (SWINGING)	Anthony Prato (SWINGING)
4. Noah Cameron (1)	April 13 @ St. Paul	▼4	15	12	Mike Ford (SWINGING)	Jair Camargo (SWINGING)	Armando Alvarez (SWINGING)
5. Andrew Hoffmann (1)	April 27 @ Toledo	▼5	15	11	Hao-Yu Lee (SWINGING)	Bligh Madris (LOOKING)	Jahmai Jones (SWINGING)
6. Andrew Hoffmann (2)	April 27 @ Toledo	▼6	16	9	Andrew Navigato (SWINGING)	Riley Unroe (SWINGING)	Brian Serven (SWINGING)
7. Jonathan Bowlan (1)	May 9 @ Louisville	▼9	17	11	P.J. Higgins (SWINGING)	Levi Jordan (LOOKING)	Davis Wendzel (LOOKING)
8. Ryan Hendrix (3)	May 10 @ Louisville	▼9	14	10	Jacob Hurtubise (SWINGING)	Blake Dunn (LOOKING)	Ivan Johnson (SWINGING)
9. Ryan Hendrix (1)	May 15 vs. Columbus	▲6	11	9	Dom Nuñez (SWINGING)	Kyle Datre (SWINGING)	Yordys Valdes (SWINGING)
10. Rich Hill (1)	June 7 vs. Iowa	▲5	12	9	Owen Caissie (LOOKING)	Kevin Alcántara (SWINGING)	Ben Cowles (SWINGING)
11. Andrew Hoffmann (3)	June 10 @ Toledo	▼9	14	9	Justyn-Henry Malloy (SWINGING)	Jace Jung (LOOKING)	Hao-Yu Lee (SWINGING)
12. Ryan Hendrix (2)	August 8 @ Indianapolis	▼6	19	13	Cam Devanney (SWINGING)	Rafael Flores (SWINGING)	Jase Bowen (SWINGING)
13. Eric Cerantola (1)	August 15 vs. St. Paul	▲8	15	9	James Outman (SWINGING)	Gabriel Gonzalez (SWINGING)	DaShawn Keirse Jr. (SWINGING)
14. Dallas Keuchel (1)	August 16 vs. St. Paul	▲2	13	9	Aaron Sabato (SWINGING)	Jonah Bride (SWINGING)	Noah Cardenas (LOOKING)
15. Jonathan Bowlan (2)	August 20 @ Columbus	▼9	15	9	Christian Cairo (SWINGING)	Kahlil Watson (SWINGING)	Travis Bazzana (SWINGING)
16. Cole Ragans (1)	September 7 @ Iowa	▼2	12	9	Chase Strumpf (SWINGING)	Dixon Machado (SWINGING)	Parker Chavers (SWINGING)
17. Eric Cerantola (3)	September 10 vs. Charlotte	▲9	14	11	Drake Logan (LOOKING)	Tim Elko (SWINGING)	Andre Lipcius (SWINGING)
18. Eric Cerantola (2)	September 17 @ Columbus	▼8	16	10	Kahlil Watson (SWINGING)	Milan Tolentino (SWINGING)	Johnathan Rodríguez (SWINGING)
19. Chazz Martinez (1)	September 18 @ Columbus	▼8	15	10	Dom Nuñez (SWINGING)	Yordys Valdes (SWINGING)	Joe Lampe (SWINGING)

## STORM CHASERS PICKOFF LOG (12)

PITCHER (# IN '25)	GAME	INNING	RUNNER OUT	BASE
1. Luinder Avila (1)	April 6 vs. Louisville	▲1	Will Benson	2nd Base
2. Chandler Champlain (1)	April 11 @ St. Paul	▼2	Carson McCusker	1st Base
3. Eric Cerantola (1)	April 13 @ St. Paul	▼7	Ryan Fitzgerald	2nd Base (CS)
4. Chandler Champlain (2)	April 24 @ Toledo	▼5	Brewer Hicklen	1st Base
5. Chandler Champlain (3)	May 18 vs. Columbus	▲1	C.J. Kayfus	1st Base
6. Chandler Champlain (4)	June 6 vs. Iowa [G1]	▲3	Owen Caissie	1st Base
7. Rich Hill (1)	June 7 vs. Iowa	▲2	Owen Caissie	2nd Base (CS)
8. Rich Hill (2)	June 26 @ Indianapolis	▼5	Alika Williams	2nd Base (CS)
9. Justin Dunn (1)	July 12 vs. Toledo	▲5	Justyn-Henry Malloy	2nd Base
10. Andrew Hoffmann (1)	July 13 vs. Toledo	▲9	Brewer Hicklen	1st Base
11. Beck Way (1)	July 23 @ Syracuse	▼2	Joey Meneses	2nd base
12. Shane Panzini (1)	September 9 vs. Charlotte	▲6	Drake Logan	1st Base

## LONGEST OMAHA SCORELESS STREAKS IN 2025

NO HITS (SORTED BY IP)	INNINGS	START	END	W	L	G	GS	SV	H	R	ER	HR	HBP	BB	SO
1. Thomas Hatch	17.0	July 5	July 20	2	0	3	3	0	5	0	0	0	1	2	15
2. Thomas Hatch	13.0	May 29	June 12	1	0	2	2	0	4	0	0	0	0	2	6
3. Joey Krehbiel	12.2	August 2	August 28	1	0	10	0	2	7	0	0	0	0	4	10
4. Eric Cerantola	12.1	August 24	September 21	0	0	10	0	1	3	0	0	0	0	3	19
5. Chandler Champlain	12.0	July 22	August 2	0	2	3	3	0	8	0	0	0	1	3	11
Noah Cameron	12.0	April 2	April 13	2	0	3	3	0	4	0	0	0	0	2	12
7. Ryan Hendrix	11.2	June 5	August 12	2	0	8	0	0	6	0	0	0	2	5	20
8. John Gant	10.0	July 4	July 10	0	0	2	2	0	7	0	0	0	0	7	2
9. Jacob Wallace	8.1	April 15	April 26	1	0	4	0	0	4	0	0	0	0	1	8
10. Luinder Avila	8.0	May 10	May 15	1	1	2	2	0	3	0	0	0	0	1	10
11. Stephen Nogosek	7.2	May 9	May 21	0	0	6	1	0	2	0	0	0	0	1	7
Andrew Hoffmann	7.2	April 23	May 9	0	1	6	6	0	3	0	0	0	0	0	14
13. Chazz Martinez	7.0	September 7	September 21	1	0	5	0	0	3	0	0	0	0	2	10
John Gant	7.0	September 11	September 17	1	1	2	2	0	0	0	0	0	0	1	7
Jonathan Bowlan	7.0	June 27	August 5	2	0	4	0	0	2	0	0	0	0	0	7
Chandler Champlain	7.0	June 6	June 13	1	1	2	2	0	2	0	0	0	0	4	6
Nate Ackenhausen	7.0	May 18	May 31	0	0	4	2	0	5	0	0	0	1	6	10

## LONGEST OMAHA HITLESS STREAKS IN 2025

NO RUNS (SORTED BY IP)	INNINGS	START	END	W	L	G	GS	SV	H	R	ER	HR	HBP	BB	SO
1. John Gant	7.0	September 11	September 17	1	1	2	2	0	0	0	0	0	0	1	7
2. Jacob Wallace	6.2	June 10	June 22	1	0	4	0	0	0	0	0	0	0	0	7
3. Chandler Champlain	5.2	April 24	April 30	0	0	2	2	0	0	0	0	0	0	1	4
4. Tyson Guerrero	5.0	April 4	-	1	0	1	1	0	0	0	0	0	0	0	7
Thomas Hatch	5.0	July 5	-	1	0	1	1	0	0	0	0	0	0	2	4
6. Nick Robertson	4.2	August 26	August 28	0	0	2	0	0	0	0	0	0	0	2	3
7. Eric Cerantola	4.1	September 4	September 10	0	0	3	0	1	0	0	0	0	0	1	7
Stephen Nogosek	4.1	May 29	June 6	1	0	4	0	0	0	0	0	0	0	3	5
Stephen Nogosek	4.1	May 9	May 16	0	0	4	0	0	0	0	0	0	0	1	3
10. Luinder Avila	4.0	April 1	-	0	0	1	1	0	0	0	0	0	0	0	7
Luinder Avila	4.0	May 10	-	1	0	1	1	0	0	0	0	0	0	0	3
Thomas Hatch	4.0	May 29	-	0	0	1	1	0	0	0	0	0	0	1	3
Chandler Champlain	4.0	August 19	August 24	1	0	2	2	0	0	0	0	0	0	1	5
Noah Cameron	4.0	April 8	April 13	1	0	2	2	0	0	0	0	0	0	0	2

### 24 COLTON BECKER

**INF • R/R • 6'2" • 195 LBS • Born 4/26/2001 (Age 24)**  
Undrafted Free Agent – 5/21/2024 (Morehead State)  
Born/Resides: Cincinnati, Ohio

- ✦ Appeared in 97 games between the Royals 4 Full-Season affiliates (Single-A Columbia, High-A Quad Cities, Double-A Northwest Arkansas and Triple-A Omaha) ... the 2nd player to do so with the Royals since **2021**, joining **Chris Brito** in **2024** ... between the 4 levels, combined to hit .251 (76-for-303) with a .663 OPS, while going 60-for-70 in stolen bases.
- ✦ Ranked 2nd among Royals Minor Leaguers in stolen bases (60), trailing only **Asbel Gonzalez** (76) ... the 3rd Royals Minor Leaguer to steal 60+ bases in a season since 2021, joining Gonzalez and **Tyler Tolbert** (60) in 2022.
- ✦ Appeared in 1 game with Omaha across 2 stints (May 17-19 and July 27-28) ... opened the year Columbia (A), played 29 games for the Fireflies and made his Triple-A debut May 17, coming off the bench in the 8th inning as a pinch-hitter for **John Rave**, before playing the 9th inning in the field at second base.

**vs ALL:** .000 (0-1)

**vs LHP:** ---- (0-0)

**vs RHP:** .000 (0-1)

**RISP:** ---- (0-0)

### 18 CAVAN BIGGIO

**INF/OF • L/R • 6'2" • 205 LBS • Born 4/11/1995 (Age 30)**  
Signed as a Minor League Free Agent – 1/5/2025  
Drafted by Toronto – 2016, Round 5 (Notre Dame)  
Born/Resides: Houston, Texas

- ✦ Signed a Minor League contract with the Royals in January and made Kansas City's MLB roster out of Spring Training, appearing in 37 games for the Royals between March 27 and May 25 ... made 22 starts for KC between 1B, 2B, 3B, LF, RF and DH, hitting .174 (12-for-69) with 4 RBI and a .542 OPS.
- ✦ Optioned to Omaha on May 26 ... reached base in 36 of 41 games plated with the Chasers, while recording a hit in 30 of 41 games ... made at least 10 starts at 1B, 2B and 3B.
- ✦ Hit safely in a career-best 13 straight games, June 10 to 26 ... in this stretch hit .362 (17-for-47) with 2 doubles, 1 triple, 3 homers and 10 RBI, with a 1.094 OPS ... reached base safely in 17 straight games, June 5 to 26, tied for the 2nd-longest on-base streak by a Storm Chaser hitter in **2025**.
- ✦ Designated for assignment by the Royals July 25, elected free agency July 30 ... signed with the Angels August 6 and assigned to the Salt Lake Bees (AAA) to finish the season.
- ✦ In 31 games with Salt Lake, hit .242 (24-for-99) with a .678 OPS ... between the Storm Chasers and Bees, played 72 Triple-A games and hit .268 (67-for-250) with a .775 OPS.

**vs ALL:** .268 (67-250), 5 HR, 35 RBI

**vs LHP:** .286 (16-56), 7 RBI

**vs RHP:** .263 (51-194), 5 HR, 28 RBI

**RISP:** .265 (18-68), 3 HR, 32 RBI

### 44 DAIRON BLANCO

**OF • R/R • 6'0" • 200 LBS • Born 4/26/1993 (Age 32)**  
Traded from Oakland – 7/27/2019  
Signed by Oakland – 4/2/2018  
Born: Florida, Cuba • Resides: Miami, Florida

- ✦ Opened the regular season in the Majors with the Royals, his 2nd MLB Opening Day & 4th MLB season, appearing in 9 Major League games across 2 stints, going 1-for-6 (1.67).
- ✦ Played in 77 games with the Storm Chasers over 2 stints, April 29 to May 15 (MLB Rehab) and June 2 through the end of the year ... hit .253 (65-for-257) with a .737 OPS.
- ✦ Appeared in the first 3 games of Kansas City's season (March 27-30) as a pinch runner/hitter ... placed on the Royals' 10-Day Injured List March 31 with **right Achilles tendinopathy** ... sent to Omaha on rehab April 29, and hit .296 (8-for-27) with 5 steals over 12 rehab games.
- ✦ Activated from the IL May 16, appeared in 6 MLB games between May 18 and June 1, went 1-for-6 (1.67) ... optioned to Omaha June 2 to finish the season in Triple-A.
- ✦ Reached base in 53 of 77 games with Omaha (69%) ... ranked 1st on the Chasers in stolen bases (32), tied 4th in runs (49) ... ranked 5th among Royals Minor Leaguers in steals.

**vs ALL:** .253 (65-257), 8 HR, 26 RBI

**vs LHP:** .275 (22-80), 2 HR, 7 RBI

**vs RHP:** .243 (43-177), 6 HR, 19 RBI

**RISP:** .246 (15-61), 2 HR, 18 RBI

### 14 JAC CAGLIANONE

**1B/OF • L/L • 6'5" • 250 LBS • Born 2/9/2003 (Age 22)**  
2024 MLB Draft – Round 1/6<sup>th</sup> (Florida)  
Born/Resides: Tampa, Florida

- ✦ Opened the season with NW Arkansas (AA) and played 38 games for NWA, transferred to Omaha May 19 and after 12 games had his contract selected by the Royals June 3.
- ✦ In 66 Minor League games, hit .337 (89-for-264) with 14 doubles, 20 home runs, 72 runs batted in and a 1.025 OPS ... finished the season tied 2nd among Royals Minor Leaguers in homers, 3rd in RBI (72), 8th in total bases (163), tied 8th in extra-base hits (34) and 10th in runs scored (58).
- ✦ Between Double-A & Triple-A, hit safely in 19 straight games from May 3 to 25 (.350 average) ... reached base in 26 straight from April 24 to May 25 (.414 on-base percentage).
- ✦ In his first week at the Triple-A level, did not homer in his first 2 games, before homering in 4 straight, May 22 to 25, a stretch where he hit 5 homers with 10 RBI.
- ✦ At the time of his MLB call-up on June 3, led the Minor Leagues in RBI (55) and tied 2nd in HR (15) ... in his first 41 MLB games, hit .147 (22-for-150) with a .485 OPS.
- ✦ Placed on Kansas City's 10-Day Injured List July 27 with a **left hamstring strain** ... sent to Omaha for a rehab assignment August 12, hit .385 (25-for-65) with 5 HR, 16 RBI and a 1.159 OPS over 16 rehab games ... reinstated from the IL September 1 and hit .183 (11-for-60) over his final 21 games, with a .643 OPS.

**vs ALL:** .357 (40-112), 11 HR, 29 RBI

**vs LHP:** .450 (9-20), 3 HR, 8 RBI

**vs RHP:** .337 (31-92), 8 HR, 21 RBI

**RISP:** .345 (10-29), 3 HR, 17 RBI

### 22 MARK CANHA

MLB REHAB

**1B/OF • R/R • 6'2" • 200 LBS • Born 2/15/1989 (Age 36)**  
Traded from Milwaukee – 3/22/2025  
Drafted by Florida – 2010, Round 7 (Cal)  
Born: San Jose, Calif. • Resides: Scottsdale, Ariz.

- ✦ Signed a Minor League contract with Milwaukee on February 24 as a non-roster invite, traded to Kansas City for cash or a Player to be named later on March 22 ... added to the Royals' 40-Man roster March 24 and made Kansas City's Opening Day Roster.
- ✦ Appeared in 46 games with the Royals over 2 stints, hitting .212 (24-for-113) with a .537 OPS ... reached 10 years of Major League service time in mid-June.
- ✦ Played 9 games with Omaha across 2 Major League Rehab stints, April 15 to 17 (**left abductor strain**) and August 12 to 17 (**left elbow epicondylitis**) ... combined to go 6-for-27 (.222 average) with 1 double, 1 home run and 6 walks ... also had a 3-game rehab stint with NW Arkansas (AA) from August 8 to 10, going 3-for-11 (.273) with a grand slam.
- ✦ Designated for assignment by the Royals August 18, then cleared waivers and was released August 21 ... did not sign with another team or organization to end the season.

**vs ALL:** .222 (6-27), 1 HR, 1 RBI

**vs LHP:** .167 (1-6), 1 HR, 1 RBI

**vs RHP:** .238 (5-21)

**RISP:** .000 (0-8)

### 9 DIEGO CASTILLO

**INF • R/R • 5'11" • 185 LBS • Born 10/28/1997 (Age 27)**  
Traded from New York (NL) – 5/22/2025  
Signed by New York (AL) – 12/18/2014  
Born/Resides: Barquisimeto, Venezuela

- ✦ Signed a Minor League contract with the Mets March 13, opened the regular season with the Syracuse Mets (AAA) ... appeared in 13 games for Syracuse, before being traded to the Royals May 22 to finish the season with Omaha.
- ✦ Had 3 stints on Syracuse's development list, including May 8 until he was traded May 22 ... assigned to Omaha May 23 ... after not playing in a game May 8 to 23, appeared in 19 of Omaha's 21 games from May 24 to June 16 ... reached base in his first 14 games with the Chasers, May 24 to June 10 ... had a hit & RBI in his first 5 games with Omaha.
- ✦ Made at least 9 starts at 2B, 3B and SS for Omaha, with the most time at third base (26 starts, 232.2 innings).
- ✦ Only appeared in 11 of Omaha's final 41 games, between August 5 and September 21 ... hit .381 (16-for-42) in this 11-game stretch, with a .990 OPS ... had 5 multi-hit games during a season-high 9-game hitting streak from August 5 to 18, including 4 straight multi-hit games August 24 to September 12.

**vs ALL:** .262 (61-233), 7 HR, 31 RBI

**vs LHP:** .281 (18-64), 2 HR, 5 RBI

**vs RHP:** .254 (43-169), 5 HR, 26 RBI

**RISP:** .316 (18-57), 2 HR, 26 RBI

### 1 HAROLD CASTRO

**INF • L/R • 6'0" • 190 LBS • Born 11/30/1993 (Age 31)**  
Signed as a Minor League Free Agent – 1/18/2025  
Originally signed by Detroit – 8/8/2025  
Born: Caracas, Venezuela • Resides: Fulshear, Texas

- ✦ Signed a Minor League contract with the Royals in January and spent nearly the entire season with Omaha, outside of a stint on the Injured List May 15 to June 17.
- ✦ Ranked 1st on the Storm Chasers in homers (21) & runs batted in (65), tied 1st in hits (113), was 2nd in total bases (198) & extra-base hits (41) and 3rd in runs (54) & doubles (18).
- ✦ Made at least 17 starts and played at least 150.0 innings at all 4 infield positions, led by 28 starts and 240.1 innings at 3rd base.
- ✦ Appeared in 2 rehab games with the ACL Royals (R), June 16-17 and hit safely in his first 8 games after coming off the Injured List, June 19 to 28.
- ✦ From August 1 through September 14, his 105 total bases were the most of any professional baseball player (MiLB + MLB), going 55-for-134 (.410 average) with a 1.247 OPS.
- ✦ Recorded 2+ hits and drove in a run in 7 games straight, August 9 to 20, going 16-for-30 (.533) ... named the International League Player of the Week back-to-back weeks, for the weeks of August 11-17 and August 18-24 ... subsequently named the IL's August Player of the Month, hitting .433 (39-for-90) with 10 HR, 28 RBI & 1.329 OPS in 23 games.
- ✦ Finished the season on a season-high 13-game hitting streak, tied for the 2nd-longest in Omaha in 2025 ... hit .365 (19-for-52) with 7 doubles, 3 homers and a 1.094 OPS.

**vs ALL:** .307 (113-368), 21 HR, 65 RBI

**vs LHP:** .337 (32-95), 4 HR, 17 RBI

**vs RHP:** .297 (81-273), 17 HR, 48 RBI

**RISP:** .260 (27-104), 4 HR, 44 RBI

### 19 BOBBY DALBEC

**INF • R/R • 6'3" • 225 LBS • Born 6/29/1995 (Age 30)**  
Signed as a Minor League Free Agent – 8/8/2025  
Drafted by Boston – 2016, Round 4 (Arizona)  
Born: Seattle, Washington • Resides: Scottsdale, Arizona

- ✦ Signed a Minor League contract with the White Sox January 7, opened the year with the Charlotte Knights (AAA) and appeared in 105 Triple-A games between the Knights, Nashville Sounds and Storm Chasers ... between the 3 clubs, hit .269 (108-for-402) with 27 doubles, 24 homers, 82 runs batted in with a .874 OPS.
- ✦ Ranked 5th in the International League in extra-base hits (53), tied 6th in homers (24), tied 8th in RBI (82) ... among qualified hitters, ranked 7th in slugging percentage (.525).
- ✦ Had his contract selected by the White Sox April 21, after 12 Triple-A games ... went 4-for-18 (.222) over 7 MLB games with Chicago, DFA'd May 4.
- ✦ Signed a Minor League contract with the Brewers May 10 and played 61 games for Nashville (AAA), hitting .266 (61-for-229) before being released August 4.
- ✦ Signed a Minor League contract with the Royals August 8, assigned to Omaha and finished the season playing 32 games for the Storm Chasers.
- ✦ Produced a 8-game hitting streak from September 3 to 11, going 14-for-36 (.389) with 5 doubles and 1 homer, for a 1.032 OPS ... had 5 multi-hit games in this stretch.

**vs ALL:** .269 (108-402), 24 HR, 82 RBI

**vs LHP:** .263 (20-76), 8 HR, 12 RBI

**vs RHP:** .270 (88-326), 16 HR, 70 RBI

**RISP:** .275 (39-142), 8 HR, 59 RBI

### 24 CAM DEVANNEY

**INF • R/R • 6'1" • 205 LBS • Born 4/13/1997 (Age 28)**  
Traded from Milwaukee – 12/14/2023  
Drafted by Milwaukee – 2019, Round 15 (Elon)  
Born: Nashua, NH • Resides: Hudson, NH

- ✦ Named the 2025 International League Postseason All-Star Shortstop ... ranked 10th among qualified IL hitters in slugging percentage (.493).
- ✦ Opened the season in Omaha, combined to play 103 games between the Storm Chasers and Indianapolis Indians (AAA) after being traded from the Royals to the Pirates in July ... between the 2 Triple-A clubs, hit .266 (101-for-379) with 20 doubles, 20 homers and 66 runs batted in, for a .846 OPS.
- ✦ Despite playing his last game with Omaha July 5, ended the year 3rd on the Storm Chasers in homers (18), RBI (55), extra-base hits (34) and total bases (139).
- ✦ Hit 3 grand slams (the first 3 of his professional career) in a 5-game, 6-day stretch from May 10 to 15 ... homered in 4 straight games, May 20 to 23 @ Salt Lake.
- ✦ Contract was selected by the Royals July 8, but did not appear in a Major League game, traded to the Pirates July 16 for **Adam Frazier** ... played 34 games for Indianapolis before being recalled by Pittsburgh August 30 ... made his MLB debut with the Pirates August 31 @ Boston, hit .139 (5-for-36) in 14 Major League games with Pittsburgh.

**vs ALL:** .266 (101-379), 20 HR, 66 RBI

**vs LHP:** .253 (25-99), 4 HR, 18 RBI

**vs RHP:** .271 (76-280), 16 HR, 48 RBI

**RISP:** .279 (31-111), 9 HR, 53 RBI

### 24 ISAN DIAZ

**INF • L/R • 5'10" • 200 LBS • Born 5/27/1996 (Age 29)**  
Signed as a Minor League Free Agent – 1/18/2025  
Drafted by Arizona – 2014, Round CB-B/7<sup>th</sup> (Springfield Central HS)  
Born: Bayamon, Puerto Rico • Resides: Springfield, MA

- ✦ Signed with the Mexican League's Algodoneros Union Laguna in April ... played in 56 games, hitting .267 (54-for-202) with 49 RBI and a .902 OPS, 2nd on the team with 13 HR.
- ✦ Signed a Minor League contract with the Royals July 4, assigned to NW Arkansas (AA) ... in 16 Double-A games, hit .316 (18-for-57) with 4 HR and 12 RBI.
- ✦ Named the Texas League Player of the Week for the week of July 7 to 13 after going 7-for-16 (.438 average) with 3 home runs.
- ✦ Assigned to Omaha on July 29 and finished the year in Triple-A with the Storm Chasers, playing in 39 of the team's final 47 games.
- ✦ Made starts at 2B and 3B in his first 5 games with the Chasers, but exclusively played SS over his final 34 starts of the season, making 2 errors for a .982 fielding percentage.
- ✦ Hit 5 of his 7 Triple-A home runs in a 7-game stretch between August 22 and September 3 ... in this span, hit .318 (7-for-22) with 8 RBI and 5 BB to 5 K for a 1.448 OPS.

**vs ALL:** .189 (25-132), 7 HR, 18 RBI

**vs LHP:** .206 (7-34), 1 HR, 3 RBI

**vs RHP:** .184 (18-98), 6 HR, 15 RBI

**RISP:** .241 (7-29), 3 HR, 14 RBI

### 7 DUSTIN DICKERSON

**INF • R/R • 5'11" • 180 LBS • Born 3/28/2001 (Age 24)**  
2023 MLB Draft – Round 8 (Southern Miss.)  
Born/Resides: Laurel, Mississippi

- ✦ Opened the regular season with NW Arkansas (AA) and was transferred to Omaha April 16, after playing just 7 games in Double-A ... over 111 games between the two levels, hit .221 (83-for-376) with 9 doubles, 1 triple, 5 homers and 25 runs batted in, while drawing 66 walks for a .632 OPS ... went 21-for-29 in stolen base attempts.
- ✦ Walked in his first 2 Triple-A plate appearances and started off 0-for-8, before collecting 4 straight multi-hit games between April 22 and 26 at Toledo, a series where he went 11-for-24 (.458) against the Mud Hens, with 2 doubles and 4 runs batted in.
- ✦ Started 11 of Omaha's 12 games between April 16 and 30, before being transferred back to NW Arkansas to finish the season in Double-A ... made 98 starts at SS for NWA of his 100 games with the Naturals.

**vs ALL:** .316 (12-38), 4 RBI

**vs LHP:** .286 (4-14), 2 RBI

**vs RHP:** .333 (8-24), 2 RBI

**RISP:** .231 (3-13), 4 RBI



### 28 TYLER GENTRY

OF • R/R • 6'2" • 215 LBS • Born 2/1/1999 (Age 26)  
2020 MLB Draft – Round 3 (Alabama)  
Born: Memphis, TN • Resides: Arlington, TN

### 0 NICK GORDON

INF • L/R • 6'0" • 160 LBS • Born 10/24/1995 (Age 29)  
Traded from Baltimore – 4/5/2025  
Drafted by Minnesota – 2014, Round 1/5<sup>th</sup> (Olympia HS)  
Born: Avon Park, FL • Resides: Winter Garden, FL

### 14 JORDAN GROSHANS

INF • R/R • 6'2" • 200 LBS • Born 11/10/1999 (Age 25)  
Signed as a Minor League Free Agent – 11/23/2024  
Drafted by Toronto – 2018, Round 1/12<sup>th</sup> (Magnolia HS)  
Born/Resides: Magnolia, Texas

### 18 KYLE HAYES

C • R/R • 6'1" • 190 LBS • Born 10/8/1997 (Age 27)  
Signed as a Minor League Free Agent – 1/25/2022  
Born: Falls Church, Virginia • Resides: Vienna, Virginia

### 17 CARTER JENSEN

C • L/R • 6'1" • 210 LBS • Born 7/3/2003 (Age 22)  
2021 MLB Draft – Round 3 (Park Hill HS)  
Born/Resides: Kansas City, Missouri

### 12 NICK LOFTIN

INF/OF • R/R • 6'0" • 180 LBS • Born 9/25/1998 (Age 26)  
2020 MLB Draft – Round 1/32<sup>nd</sup> (Baylor)  
Born/Resides: Corpus Christi, Texas

### 60 LUKE MAILE

C • R/R • 6'3" • 240 LBS • Born 2/6/1991 (Age 34)  
Signed as a Minor League Free Agent – 3/25/2025  
Drafted by Tampa Bay – 2012, Round 8 (Kentucky)  
Born: Edgewood, KY • Resides: Palm Harbor, FL

### 7 RUDY MARTIN

OF • L/L • 5'8" • 155 LBS • Born 1/31/1996 (Age 29)  
Signed as a Minor League Free Agent – 5/6/2025  
Drafted by Kansas City – 2014, Round 25 (Lewisburg HS)  
Born/Resides: Memphis, Tennessee

### 16 MICHAEL MASSEY

2B/OF • R/R • 6'1" • 200 LBS • Born 3/22/1998 (Age 27)  
2019 MLB Draft – Round 4 (Illinois)  
Born/Resides: Palos Park, Illinois

### 4 MJ MELENDEZ

OF • L/R • 6'1" • 190 LBS • Born 11/29/1998 (Age 26)  
2017 MLB Draft – Round 2/52<sup>nd</sup> (Westminster Christian HS)  
Born: Daytona Beach, Florida • Resides: Miami, Florida

### 33 BRIAN O'KEEFE

C • R/R • 6'1" • 215 LBS • Born 7/15/1993 (Age 31)  
Signed as a Minor League Free Agent – 10/18/2024  
Drafted by St. Louis – 2014, Round 7 (St. Joseph's)  
Born/Resides: Albany, New York

- Optioned to Omaha March 10 and spent the entire season in Triple-A, did not appear in a Major League game ... designated for assignment July 22, sent outright July 27.
- Ranked 1st on the Storm Chasers in sacrifice flies (6) and 4th in doubles (17), games (86) and plate appearances (332).
- After appearing in 52 of the team's 74 games in the 1st half (70%), played in just 34 of 74 games in the 2nd half (46%) ... hit .222 (39-for-176) with a .704 OPS in the 1st half, to a .183 average (.21-for-115) with a .581 OPS in the 2nd half.
- Saw his best month come in May, hitting .262 (17-for-65) with 6 extra-base hits and 9 RBI for a .725 OPS across 20 games.
- vs ALL:** .206 (60-291), 9 HR, 34 RBI **vs LHP:** .160 (13-81), 3 RBI **vs RHP:** .224 (47-210), 9 HR, 31 RBI **RISP:** .139 (10-72), 3 HR, 24 RBI
- Signed a Minor League contract with Baltimore December 31, 2024 and opened the season with Norfolk (AAA), going 4-for-13 (.308) in 4 games.
- Traded to Kansas City for cash April 5 and assigned to Omaha, finishing the month with the Storm Chasers ... made 14 starts at 2B for Omaha, starting 14 of the team's 18 games between his Omaha debut April 9 and his final game April 30.
- Recorded a hit in 8 of 14 games started for the Storm Chasers, including a 4-game hitting streak from April 16 to 19, where he went 6-for-14 (.429) with 2 doubles against Norfolk, the team he began the season with.
- Released on May 1 and did not appear in a professional game for the remainder of 2025.
- vs ALL:** .270 (17-63), 4 RBI **vs LHP:** .222 (4-18) **vs RHP:** .289 (13-45) 4 RBI **RISP:** .125 (2-16) 4 RBI
- Signed a Minor League contract with the Royals in November 2024 and was slated to open the 2025 season with NW Arkansas, but transferred to Omaha March 31 for his first of 3 stints with the Storm Chasers ... also active with Omaha May 15 to 19 and July 23 to 26 ... made 7 starts with Omaha, 5 at 3B, with 2 at 1B
- Across 67 games between Double-A and Triple-A, hit .284 (69-for-243) with 36 runs batted in and 26 walks for a .722 OPS ... his 3 homers came within the first 15 games of the season with the Nationals, between April 9 and 27, driving in 14 runs in that 15-game stretch.
- At the time of his promotion to Triple-A on July 23, ranked 6th in the Texas League in batting average (.291) ... with NWA, reached base in 16 straight games, April 18 to May 8 and May 23 to June 25.
- Hit by a pitch in the 5th inning July 26 @ Syracuse, removed from the game and placed on Omaha's Injured List July 27, ending the season on the IL.
- vs ALL:** .200 (4-20), 2 RBI **vs LHP:** .000 (0-7) **vs RHP:** .308 (4-13), 2 RBI **RISP:** .250 (1-4), 2 RBI
- Split his season between NW Arkansas (AA) and Omaha, combining to hit .162 (21-for-130) with a .550 OPS over 45 games.
- Active with Omaha for 3 stints, from July 8 to 17, August 13 to 25 and September 2 to 21 ... appeared in 9 Triple-A games, with 7 starts at catcher.
- Made his Triple-A debut July 12 vs. Toledo, catching Dallas Keuchel's first Omaha start.
- Did not make a start in his August stint with the Storm Chasers, catching 3.0 innings as a defensive replacement between August 20 and 23 ... made 6 starts in Omaha's final 17 games of the season, catching 2 of 16 runners stealing (12.5%) ... went 3-for-16 (.188) in this stretch with a double for his first Triple-A hit and 2 RBI.
- vs ALL:** .143 (3-21), 2 RBI **vs LHP:** .000 (0-6), 1 RBI **vs RHP:** .200 (3-15), 1 RBI **RISP:** .143 (1-7), 2 RBI
- Opened the season with NW Arkansas (AA) and appeared in 69 of the Nationals' 69 games in the 1st half, before earning a promotion to Triple-A Omaha June 23 ... played 43 of Omaha's 56 games from his Triple-A debut to when his contract was selected by the Royals September 1.
- Named Kansas City's 2025 George Brett Hitter of the Year ... led Royals Minor League hitters in RBI (76), while ranking 2nd in hits (124) and total bases (214), tied 2nd in home runs (20), 5th in runs scored (72) and tied 5th in walks (60) ... among qualified hitters in the organization, ranked 9th in slugging percentage (.501) and OPS (.878).**
- At the time of his promotion to Triple-A, led the Texas League in hits (80) and total bases (115) ... over his last 30 Double-A games, from May 20 to June 22, led all Minor Leaguers in hits (44) ... after hitting just 6 homers in 69 Double-A games (.420 slugging percentage), hit 14 homers in 43 Triple-A games (.647 slugging percentage).
- Represented the Royals at the All-Star Futures Game July 12 in Atlanta, going 0-for-1 while catching the last 4 innings.
- Went 1-for-22 (.045) over first 6 Triple-A games (June 24 to 28) then went 41-for-126 (.325) with 12 HR & 36 RBI across his final 37 games (July 1 to August 30).
- In 20 Major League games (16 starts, 7 at C) in September, hit .300 (18-for-70) with 3 homers, 13 RBI and 9 walks to 12 strikeouts, producing a .941 OPS with the Royals.
- vs ALL:** .288 (44-153), 14 HR, 39 RBI **vs LHP:** .288 (44-153), 14 HR, 39 RBI **vs RHP:** .287 (37-129), 13 HR, 33 RBI **RISP:** .463 (19-41), 6 HR, 30 RBI
- Optioned to Omaha March 25 and began the year in Triple-A with the Storm Chasers ... had 2 stints in Omaha, playing 43 games with starts at 3B (31), 2B (5), 1B (3), LF (3) and DH (1) ... appeared in 67 MLB games (43 starts) with the Royals, appearing in games at LF (23 starts), 3B (10 starts), 2B (9 starts) and DH (1 start).
- Active with Omaha March 28 to May 22 and September 18 to 21 ... reached base in his first 20 games of the season, March 28 to April 22, a team-best streak in 2025 ... reached base in 39 of 43 games overall with Omaha, including 14 straight from May 8 through his second stint on September 20.
- Ranked 2nd on the Storm Chasers in walks (39), tied 3rd in sacrifice flies (3) and tied 4th in steals (12) ... drew more walks (39) than strikeouts (24) in Triple-A, was tied for the league lead in walks (39) at the time of his call-up May 23 ... ranked 1st or 2nd in the Minors in walks between April 16 and 26.
- Recalled by Kansas City April 27, optioned to AAA April 30 without getting in an MLB game, recalled again May 23 ... in the Majors, hit .208 (35-for-168) with a .635 OPS.
- vs ALL:** .303 (46-152), 4 HR, 24 RBI **vs LHP:** .313 (15-48), 1 HR, 6 RBI **vs RHP:** .298 (31-104), 3 HR, 18 RBI **RISP:** .289 (11-38), 1 HR, 18 RBI
- After signing with Kansas City in February, opted out of his contract and was released March 23, re-signed with Kansas City March 25 and opened the season in Omaha ... played 24 games with the Storm Chasers over 2 stints in Triple-A hitting .280 (23-for-82) with a .770 OPS ... made 20 starts at C and 4 starts at DH.
- Appeared in 12 Triple-A games between March 29 and April 30, hitting .286 (12-for-42) with 5 RBI and a 8.15 OPS.
- Royals selected his contract May 2, appeared in 3 games for Kansas City (starts at C) and went 3-for-8 ... designated for assignment May 19, sent outright to Omaha May 24 and appeared in 12 more games between May 29 and June 29 ... had his contract selected again July 4, finished the year in the Majors.
- Appeared in 22 of the Royals' final 71 games, with 13 starts at catcher.
- His only 2 home runs of 2025 came in his first games with Omaha and Kansas City ... hit a go-ahead grand slam in the 8th inning March 29 @ Iowa, breaking a 7-7 tie as part of Omaha's 10 unanswered runs ... hit a solo homer for the Royals May 4 @ Baltimore, one of Kansas City's 7 in the game.
- vs ALL:** .280 (23-82), 1 HR, 12 RBI **vs LHP:** .217 (5-23), 1 HR, 7 RBI **vs RHP:** .305 (18-59), 5 RBI **RISP:** .323 (10-31), 1 HR, 12 RBI
- Began the year with the Toros de Tijuana in the Mexican Baseball League and hit .316 (12-for-38) over 11 games before signing a Minor League contract with the Royals May 6.
- Between NW Arkansas (AA) and Omaha, hit .271 (73-for-269) with a .761 OPS across 73 games ... produced 21 extra-base hits and went 39-for-45 in stolen base attempts.
- Immediately assigned to NW Arkansas (AA) after signing with the Royals and hit .288 (49-for-170) over 45 games at the time of his promotion to Triple-A on July 25, ranked 3rd in the Texas League in steals with 29 stolen bases ... started 44 of the Nationals' 66 games in his first Double-A stint, with 42 starts in CF.
- Appeared in 7 games with Omaha between July 25 and August 3, his 3rd season/stint with the Storm Chasers since 2019 ... went 5-for-26 (.192) with 1 home run in Triple-A.
- Transferred back to Double-A August 5 and finished the season with NW Arkansas, hitting .260 (19-for-73) over 21 games.
- vs ALL:** .192 (5-26), 1 HR, 1 RBI **vs LHP:** .000 (0-1) **vs RHP:** .200 (5-25), 1 HR, 1 RBI **RISP:** .000 (0-4)
- Opened the year in the Major League with the Royals, his 3rd MLB Opening Day & 4th MLB season ... appeared in 77 Major League games around a stint on the Injured List, hitting .244 (64-for-262) for the Royals with 20 RBI.
- Placed on Kansas City's 15-Day Injured List June 8 with a *left ankle sprain*, appeared in 28 Minor League games on rehab assignment with NW Arkansas (AA) and Omaha.
- Played 5 games with Omaha (June 24-29) before getting hit by a pitch on the right wrist and suffering a small, hairline fracture and was returned from his rehab assignment ... played 11 games from July 18 to 30 between AA & AAA before his back flared up ... restarted his rehab with Omaha August 9 and played 12 more games, through August 23.
- Over his first 56 MLB games (before landing on the IL), hit .202 (4-for-198) with a .479 OPS ... in 21 games played after being activated from the IL, hit .375 (24-for-64) with a .890 OPS.
- vs ALL:** .258 (25-97), 4 HR, 11 RBI **vs LHP:** .261 (6-23), 1 HR, 3 RBI **vs RHP:** .257 (19-74), 3 HR, 8 RBI **RISP:** .190 (4-21) 6 RBI
- Finished the regular season 3rd in the International League in extra-base hits (56), 4th in doubles (33) & 9th in total bases (212)
- In addition to XBH, 2B & TB, ranked 1st on the Chasers in total bases (212) & runs scored (70), tied 1st in hits (113), 2nd in homers (20), RBI (64) & steals (20) and 3rd in walks (38) ... also led the team with 16 multi-RBI games and 16 multi-run games.
- Stole his 20th base of the year with Omaha September 20 @ Columbus, completing a 20/20/20 season (also: 33 doubles & 20 homers) ... Melendez is the 5th Triple-A Omaha player to complete a 20/20/20 season, joining **Bombo Rivera** (1982), **Dwayne Hosey** (1994), **Dee Brown** (2000) and **Brewer Hicklen** (2022).
- Made his 3rd MLB Opening Day Roster and opened this year in the Majors, but hit .085 (4-for-47) in 16 games with the Royals ... optioned to Omaha on April 19, first time in Triple-A since May 2022 ... also played 7 games for Kansas City between July 23 and 30, going 1-for-13 ... in 23 MLB games, went 5-for-60 (.083) wit a .321 OPS.
- Over his first 20 games in Triple-A, hit just .160 (13-for-81) with a .504 OPS ... hit .284 (100-for-352) over his final 87 games, with a .882 OPS.
- Hit for the cycle on September 11 vs. Charlotte, with a 1st inning triple, 3rd inning solo homer, 5th inning single and 7th inning double ... subsequently named the IL Player of the Week September 8 to 14, going 10-for-23 with 8 extra-base hits, 25 total bases and 10 RBI in 5 games in Omaha's series vs. Charlotte.
- vs ALL:** .261 (113-433), 20 HR, 64 RBI **vs LHP:** .280 (37-132), 3 HR, 15 RBI **vs RHP:** .252 (76-301), 17 HR, 49 RBI **RISP:** .265 (30-113), 3 HR, 42 RBI
- After re-signing with Kansas City at the start of the 2024/25 offseason, opened the 2025 regular season with the Storm Chasers.
- Appeared in 43 games for Omaha across the first half of the season, hitting just .158 (23-for-146) with a .510 OPS ... hit under .170 in each month, April to June, with just 2 multi-hit games ... never had more than 4 hits in any 4-game stretch.
- Went 0-for-22 over 7 games between April 4 and 13, then proceeded to hit home runs in his next two games: April 16 and 17, while producing a 4-game hitting streak from April 16 to 23.
- Hit safely in his final 4 games with the Storm Chasers, from June 10 to 14, with 2 doubles and 2 RBI.
- Released by the Royals June 23 ... signed with the Lake Country DockHounds of the independent American Association on July 14 ... appeared in 42 games for Lake Country, hitting .288 (46-for-160) with 8 homers, 24 RBI and a .890 OPS.
- vs ALL:** .158 (23-146), 4 HR, 10 RBI **vs LHP:** .276 (18-29), 3 RBI **vs RHP:** .128 (15-117), 4 HR, 7 RBI **RISP:** .071 (3-42), 4 RBI

### 35 NICK PRATTO

**1B/OF** • L/L • 6'1" • 225 LBS • Born 10/6/1998 (Age 26)  
2017 MLB Draft – Round 1/14<sup>th</sup> (*Huntington Beach HS*)  
Born/Resides: Huntington Beach, California

- Ranked 1st the Storm Chasers in walks (46) and games played (114), 2nd in doubles (19) and plate appearances (423), 3rd in hits (73) and tied 4th in extra-base hits (30).
- Sent outright to Omaha March 23 ... was 1 of 3 players to spend the entire season with Omaha (also: RHP **Chandler Champlain** and C **Luca Tresh**).
- With runners on base, hit .240 (40-for-167) with a .693 OPS, compared to .161 (33-for-205) with a .560 OPS with the bases empty.
- Produced a pair of extended hitless streaks, going 0-for-19 in 5 games between August 22 to September 2 and 0-for-17 over 6 games from April 3 to 11.
- Played his 400th game with Omaha September 13 vs. Charlotte ... is the 6th player to appear in 400+ games for an individual Triple-A affiliate between 2021 and 2025 ... is the 3rd hitter to play 400+ games with the Storm Chasers (since 2011), joining **Paulo Orlando** (432 games) and **Johnny Giavotella** (413 games).

**vs ALL:** .196 (73-372), 9 HR, 42 RBI **vs LHP:** .211 (19-90), 4 HR, 15 RBI **vs RHP:** .191 (54-282), 5 HR, 27 RBI **RISP:** .237 (22-93), 2 HR, 29 RBI

### 2 JOHN RAVE

**OF** • L/L • 6'0" • 200 LBS • Born 12/30/1997 (Age 27)  
2019 MLB Draft – Round 13 (*Illinois State*)  
Born: Canton, IL • Resides: Bloomington, IL

- Ranked 1st on the Storm Chasers in triples (4), 2nd in runs scored (57), 3rd in steals (19) and tied 4th in hits (67).
- Opened the year with Omaha and appeared in 44 of the Storm Chasers' first 48 games, hitting .301 (52-for-173) with a .931 OPS
- Had his contract selected by the Royals May 26, made his MLB debut that night ... at the time of his big league call-up, ranked 1st in the Minors in runs scored (46), 1st in the IL in triples (4), 2nd in total bases ... in 63 MLB games, hit .199 (27-for-136) with 4 HR, 13 RBI, 7 SB and a .610 OPS and was optioned back to Omaha August 25.
- Hit 4 leadoff home runs for Omaha: 4/1 vs. LOU, 4/4 vs. LOU, 5/7 @ LOU and 5/24 @ SL ... has 8 leadoff homers in his career (all with Omaha since 2024)
- Reached base in his first 13 games after being optioned to Omaha (August 26 to September 13), going 15-for-50 (.300) with 10 walks for a .417 OBP ... recalled again September 18 and finished the year in the Major Leagues and went 3-for-17 (.196) over 9 games, from September 18 to 28.

**vs ALL:** .285 (67-235), 11 HR, 34 RBI **vs LHP:** .286 (18-63), 3 HR, 5 RBI **vs RHP:** .285 (49-172), 8 HR, 29 RBI **RISP:** .310 (13-42), 2 HR, 22 RBI

### 3 TYLER TOLBERT

**INF/OF** • R/R • 6'0" • 180 LBS • Born 1/27/1998 (Age 27)  
2019 MLB Draft – Round 13 (*Alabama-Birmingham*)  
Born: Birmingham, AL • Resides: Trussville, AL

- Opened the season with Omaha and appeared in 2 games before his contract was selected by the Royals on March 31, made his MLB debut that day @ Milwaukee ... appeared in 13 Major League games with the Royals between 3/31 and 4/26, went 0-for-5, but 6-for-6 in steal attempts
- Took 115 plate appearances over 29 games and 2 stints with the Storm Chasers (March 28 to 30 & May 2 to June 9), going 26-for-98 (.265) with 11 steals in 15 attempts.
- Took 57 plate appearances over 64 Major League games, going 14-for-50 (.280) with 21 steals in 23 attempts ... 28 of his MLB games came as a pinch-runner, with 10 as a pinch-hitter while making just 12 starts (1 2B, 1 3B, 1 LF, 9 CF).
- Homered back-to-back games, May 20 and 22 at Salt Lake ... his homer in the 7th inning May 20 was an inside-the-parker, the first of his pro career and his first Triple-A HR.

**vs ALL:** .265 (26-98), 3 HR, 14 RBI **vs LHP:** .053 (1-19) **vs RHP:** .316 (25-79), 3 HR, 14 RBI **RISP:** .308 (8-26), 1 HR, 11 RBI

### 11 LUCA TRESH

**C** • R/R • 6'0" • 190 LBS • Born 1/11/2000 (Age 25)  
2021 MLB Draft – Round 17 (*NC State*)  
Born: Clearwater, Fla. • Resides: Safety Harbor, Fla.

- Tied 2nd on the Storm Chasers in triples (3) ... reached base in 53 of 70 games.
- 1 of 3 players to spend the entire season with Omaha (also: RHP **Chandler Champlain** and 1B **Nick Pratto**).
- Opened the year in Omaha and made his Triple-A debut April 1 vs. Louisville, hit a home run in his 3rd at-bat of the game for his first Triple-A hit.
- Produced a career-best 11-game hitting streak from April 29 to May 28, hitting .318 with 7 extra-base hits in that span ... was also his longest on-base streak in 2025.
- Compiled his best stretch of the season between May and June, hitting .316 (24-for-76) with 13 XBH (4 HR) and 16 RBI in 22 games, with a .956 OPS.
- Hit a pinch-hit homer on August 12 vs. St. Paul, Omaha's only pinch-hit homer of the season and the first of Tresh's professional career ... hitting in the place of **Carter Jensen**.

**vs ALL:** .259 (63-243), 10 HR, 37 RBI **vs LHP:** .267 (16-60), 3 HR, 8 RBI **vs RHP:** .257 (47-183), 7 HR, 29 RBI **RISP:** .302 (19-63), 3 HR, 29 RBI

### 17 NELSON VELÁZQUEZ

**OF** • R/R • 6'0" • 190 LBS • Born 12/26/1998 (Age 26)  
2021 MLB Draft – Round 17 (*NC State*)  
Drafted by Chicago (NL) – 2017, Round 5 (*P.J. Education HS*)  
Born/Resides: Carolina, Puerto Rico

- Sent outright to Omaha on March 23 and opened the year in Omaha, appearing in 33 games before being released on May 28 ... hit just .202 (23-for-114) with a .675 OPS for the Storm Chasers, with just 1 hitting streak longer than 2 games.
- 22 of his 32 starts with Omaha came as the team's DH ... 5 of his 6 home runs with the Storm Chasers came in games he DH'd.
- Signed with Guerreros de Oaxaca in the Mexican League June 4, hitting .257 (71-for-199) with 15 homers and 57 RBI for a 1.102 OPS across 49 games.
- Signed with the Pirates as a free agent on September 1 and spent the final month of the season with the Indianapolis Indians (AAA), hitting .284 (21-for-74) with a .883 OPS ... named the IL Player of the Week for the final week of the regular season (September 15 to 21), hitting .346 (9-for-26) with a 1.139 OPS while leading the league with 11 RBI and 20 total bases.

**vs ALL:** .158 (23-146), 4 HR, 10 RBI **vs LHP:** .276 (8-29), 3 RBI **vs RHP:** .128 (15-117), 4 HR, 7 RBI **RISP:** .071 (3-42), 4 RBI

### 8 DREW WATERS

**OF** • S/R • 6'0" • 185 LBS • Born 12/30/1998 (Age 26)  
Traded from Atlanta – 7/11/2022  
Drafted by Atlanta – 2017, Round 5 (*Etowah HS*)  
Born: Atlanta, GA • Resides: Marietta, GA

- Optioned to Omaha on March 25 and hit .370 (10-for-27) with 7 RBI in 7 games with the Chasers before being called by Kansas City April 9 ... was his first of 2 stints with Omaha, later optioned July 4 and finishing the year in Triple-A ... over 54 games with the Storm Chasers, hit .236 (49-for-208) with a .713 OPS.
- Hit for the cycle April 2 vs. Louisville, with an inside-the-parker for his home run (both the first of his career) ... went on to be named the IL's Player of the Week for the week of March 31 to April 6, hitting .526 (10-for-19) with a 1.662 OPS, leading the league with 20 total bases (2 2B, 1 3B, 2 HR), while ranking 2nd with 10 hits.
- Recalled by Kansas City April 9, appeared in 71 games for the Royals, with 55 starts between the 3 OF positions ... between April and May with the Royals, hit .282 (40-for-142) with a .702 OPS ... hit just .156 (10-for-64) from June 1 until being optioned to Omaha July 4.
- In 47 games after being optioned, hitting .215 (39-for-181) with a .637 OPS.
- Homered twice in the Storm Chasers' 10-homer, 23-run game August 23 @ Columbus ... hit his homers from both sides of the plate, the first Triple-A Omaha player to do so in the same game since **Tim Raines Jr.** on August 20, 2009 @ Tacoma ... Waters' 2 homers combined to travel 887 feet.

**vs ALL:** .236 (49-208), 7 HR, 29 RBI **vs LHP:** .130 (6-46), 1 HR, 4 RBI **vs RHP:** .265 (43-162), 6 HR, 25 RBI **RISP:** .227 (15-66), 3 HR, 20 RBI

### 19 JOEY WIEMER

**OF** • R/R • 6'4" • 226 LBS • Born 2/11/1999 (Age 26)  
Traded from Cincinnati – 11/22/2024  
Drafted by Milwaukee – 2020, Round 8 (*Cincinnati*)  
Born: Sylvania, OH • Resides: Temperance, MI

- Tied 4th on the Storm Chasers in walks (34) and steals (12).
- Optioned to Omaha on March 25 and appeared in 28 of the Storm Chasers' first 32 games, before landing on the injured list from May 11 to 20 ... played in just 6 of Omaha's 30 games between May 7 and June 8 ... at the time he went on the IL, was hitting just .149 with a .519 OPS.
- Between June 10 and 15 in his hometown of Toledo, went 9-for-16 (.563) with 3 extra-base hits and 5 RBI ... hit safely in all 5 games he played that series, his longest hitting streak with the Storm Chasers in 2025 ... hit .259 (15-for-58) with 6 HR, 14 RBI & a .983 OPS in 17 games in June.
- DFA'd by the Royals July 31, claimed off waivers by the Marlins August 4 ... named the IL Player of the Week in his first week with the Jumbo Shrimp (August 4 to 10) by going 8-for-17 (.471) with 6 XBH and 9 RBI in 5 games ... hit .364 (12-for-33) with a 1.185 OPS over 10 games with the Jacksonville Jumbo Shrimp (AAA) before the Marlins recalled him August 17 ... over 2 MLB stints with Miami, hit .236 (13-for-55) with 3 homers and 12 RBI in 27 games.

**vs ALL:** .203 (58-286), 11 HR, 48 RBI **vs LHP:** .197 (13-66), 4 HR, 12 RBI **vs RHP:** .205 (45-220), 7 HR, 36 RBI **RISP:** .250 (21-84), 3 HR, 37 RBI

### 6 PEYTON WILSON

**INF/OF** • S/R • 5'9" • 180 LBS • Born 11/1/1999 (Age 25)  
2021 MLB Draft – Round CB-B/66<sup>th</sup> (*Alabama*)  
Born/Resides: Hoover, Alabama

- Tied 4th on the Storm Chasers in walks (34) and steals (12).
- Opened his 3rd straight season with NW Arkansas (AA), hit .392 with a 1.194 OPS in 19 games for the Naturals ... began the year with a career-high 14-game hitting streak, April 4 to 20 ... at the time of his promotion to AAA, led the Texas League in AVG, OBP, SLG, OPS, H (29) & TB (51).
- Assigned to Omaha on April 28 ... hit just .204 (20-for-98) in the first half, before producing a .233 average (42-for-180) in the 2nd half of the Storm Chasers' season.
- Did not homer in his first 40 Triple-A games, then homered in back-to-back games July 9 and 10 ... represented 2 of his 3 homers with the Storm Chasers in 2025.
- In Omaha with runners in scoring position, hitting .323 (20-for-62), compared to .199 (32-for-161) with the bases empty

**vs ALL:** .223 (62-278), 3 HR, 31 RBI **vs LHP:** .276 (16-58), 1 HR, 12 RBI **vs RHP:** .209 (46-220), 2 HR, 19 RBI **RISP:** .323 (20-62), 25 RBI



## SO NICE, THEY DID IT TWICE (OR MORE)

PLAYER	MULTI-HIT GAMES					MULTI-RBI GAMES					MULTI-RUN GAMES					MULTI-BB GAMES					MULTI-K GAMES					MULTI-SB GAMES				
	2	3	4	5+	T	2	3	4	5+	T	2	3	4	5+	T	2	3	4	5+	T	2	3	4	5+	T	2	3	4	5+	T
Becker, Colton	-	-	-	-	-	-	-	-	-	-	-	-	-	-	-	-	-	-	-	-	-	-	-	-	-	-	-	-	-	-
Biggio, Cavan	10	-	1	-	11	4	-	2	-	6	3	1	-	-	4	1	-	-	-	1	6	2	-	-	8	-	-	-	-	-
Blanco, Dairon	10	4	1	-	15	2	2	1	-	5	7	2	-	-	9	3	-	-	-	3	13	2	1	-	16	7	-	-	-	7
Caglianone, Jac	8	4	1	-	13	5	3	1	-	9	3	3	-	-	6	2	-	-	-	2	2	1	-	-	3	-	-	-	-	-
Canha, Mark	2	-	-	-	2	-	-	-	-	-	-	1	-	-	1	1	-	-	-	1	3	-	-	-	3	-	-	-	-	-
Castillo, Diego	15	-	1	-	16	5	1	-	-	6	5	-	-	-	5	4	1	-	-	5	11	-	-	-	11	-	-	-	-	-
Castro, Harold	21	9	1	-	31	7	5	2	1	15	4	6	1	-	11	5	-	-	-	5	18	3	-	-	21	-	-	-	-	-
Dalbec, Bobby	6	2	-	-	8	5	2	1	-	8	6	-	-	-	6	1	-	-	-	1	8	7	-	-	15	-	-	-	-	-
Devanney, Cam	14	4	-	-	18	7	2	5	-	14	3	2	-	-	5	3	-	-	-	3	9	7	-	-	16	-	-	-	-	-
Díaz, Isan	3	-	-	-	3	4	-	-	-	4	-	-	-	-	-	4	-	-	-	4	9	1	-	-	10	-	-	-	-	-
Dickerson, Dustin	2	2	-	-	4	2	-	-	-	2	1	-	-	-	1	1	-	-	-	1	1	-	-	-	1	-	-	-	-	-
Gentry, Tyler	14	1	-	-	15	7	-	1	-	8	6	1	-	-	7	1	1	-	-	2	20	5	-	-	25	-	-	-	-	-
Gordon, Nick	4	-	-	-	4	1	-	-	-	1	-	-	-	-	-	1	-	-	-	1	3	1	1	-	5	-	-	-	-	-
Groshans, Jordan	1	-	-	-	1	1	-	-	-	1	1	-	-	-	1	2	-	-	-	2	-	-	-	-	-	-	-	-	-	-
Hayes, Kyle	-	-	-	-	-	1	-	-	-	1	1	-	-	-	1	-	1	-	-	1	1	2	-	-	3	-	-	-	-	-
Jensen, Carter	10	4	-	-	14	6	2	1	2	11	4	2	-	-	6	7	1	-	-	8	11	3	1	-	15	-	-	-	-	-
Loftin, Nick	8	3	1	-	12	5	2	-	-	7	8	-	-	-	8	8	3	-	-	11	3	-	-	-	3	-	-	-	-	-
Maile, Luke	5	1	-	-	6	2	-	-	1	3	3	-	-	-	3	5	-	-	-	5	6	-	-	-	6	-	-	-	-	-
Martin, Rudy	-	-	-	-	-	-	-	-	-	-	-	-	-	-	-	-	-	-	-	-	1	-	-	-	1	-	-	-	-	-
Massey, Michael	6	2	-	-	8	4	-	-	-	4	1	1	-	-	2	-	-	-	-	-	4	1	-	-	5	-	-	-	-	-
Melendez, MJ	18	7	3	-	28	9	5	1	1	16	12	3	1	-	16	4	1	-	-	5	35	11	-	-	46	2	-	-	-	2
O'Keefe, Brian	2	-	-	-	2	2	-	-	-	2	1	-	-	-	1	2	1	-	-	3	6	4	-	-	10	-	-	-	-	-
Pratto, Nick	14	1	-	-	15	7	1	-	-	8	7	1	-	-	8	4	-	-	-	4	18	9	3	-	30	1	-	-	-	1
Rave, John	14	7	-	-	21	5	3	-	1	9	10	4	-	-	14	5	-	-	-	5	12	4	-	-	16	1	-	-	-	1
Tolbert, Tyler	1	3	-	-	4	2	1	-	-	3	1	-	-	-	1	-	1	-	-	1	5	2	-	-	7	4	-	-	-	4
Tresh, Luca	15	1	1	-	17	4	3	1	1	9	5	-	-	-	5	2	-	-	-	2	14	2	-	-	16	-	-	-	-	-
Velázquez, Nelson	7	-	-	-	7	3	1	-	-	4	1	-	-	-	1	2	1	-	-	3	5	3	-	-	8	-	-	-	-	-
Waters, Drew	8	4	1	-	13	4	-	-	2	6	5	1	-	-	6	5	-	-	-	5	17	2	1	-	20	2	-	-	-	2
Wiemer, Joey	9	2	-	-	11	5	5	-	-	10	7	-	-	-	7	4	-	-	-	4	21	4	-	-	25	-	1	-	-	1
Wilson, Peyton	11	2	-	-	13	6	-	1	-	7	3	1	-	-	4	5	1	-	-	6	20	5	-	-	25	2	-	-	-	2
TEAM TOTALS	238	63	11	0	312	115	38	17	9	179	108	29	2	0	139	82	12	0	0	94	282	81	7	0	370	19	1	0	0	20

CHASERS HITTERS PER GAME	G	GAMES WITH HITS		GAMES WITH RUNS		GAMES WITH XBH		GAMES WITH RBI		GAMES WITH BB		GAMES REACHED	
		# OF GAMES	% OF GAMES	# OF GAMES	% OF GAMES	# OF GAMES	% OF GAMES	# OF GAMES	% OF GAMES	# OF GAMES	% OF GAMES	# OF GAMES	% OF GAMES
Becker, Colton	1	0	0.0%	0	0.0%	0	0.0%	0	0.0%	0	0.0%	0	0.0%
Biggio, Cavan	41	30	73.2%	32	78.0%	16	39.0%	13	31.7%	19	46.3%	36	87.8%
Blanco, Dairon	76	44	57.9%	38	50.0%	18	23.7%	17	22.4%	21	27.6%	53	69.7%
Caglianone, Jac	28	21	75.0%	17	60.7%	14	50.0%	15	53.6%	10	35.7%	26	92.9%
Canha, Mark	9	4	44.4%	3	33.3%	2	22.2%	1	11.1%	5	55.6%	7	77.8%
Castillo, Diego	53	36	67.9%	29	54.7%	14	26.4%	20	37.7%	20	37.7%	44	83.0%
Castro, Harold	99	71	71.7%	35	35.4%	36	36.4%	38	38.4%	21	21.2%	73	73.7%
Dalbec, Bobby	32	22	68.8%	14	43.8%	12	37.5%	13	40.6%	12	37.5%	26	81.3%
Devanney, Cam	69	45	65.2%	34	49.3%	28	40.6%	29	42.0%	31	44.9%	52	75.4%
Díaz, Isan	39	22	56.4%	16	41.0%	8	20.5%	14	35.9%	15	38.5%	31	79.5%
Dickerson, Dustin	11	6	54.5%	5	45.5%	2	18.2%	2	18.2%	5	45.5%	9	81.8%
Gentry, Tyler	84	44	52.4%	31	36.9%	24	28.6%	24	28.6%	25	29.8%	57	67.9%
Gordon, Nick	16	9	56.3%	5	31.3%	3	18.8%	3	18.8%	4	25.0%	10	62.5%
Groshans, Jordan	8	3	37.5%	3	37.5%	2	25.0%	1	12.5%	2	25.0%	5	62.5%
Hayes, Kyle	9	3	33.3%	2	22.2%	1	11.1%	1	11.1%	2	22.2%	6	66.7%
Jensen, Carter	43	26	60.5%	24	55.8%	18	41.9%	18	41.9%	21	48.8%	34	79.1%
Loftin, Nick	43	29	67.4%	22	51.2%	13	30.2%	15	34.9%	25	58.1%	39	90.7%
Maile, Luke	24	16	66.7%	10	41.7%	4	16.7%	6	25.0%	13	54.2%	20	83.3%
Martin, Rudy	7	5	71.4%	2	28.6%	2	28.6%	1	14.3%	0	0.0%	5	71.4%
Massey, Michael	25	15	60.0%	10	40.0%	8	32.0%	7	28.0%	6	24.0%	20	80.0%
Melendez, MJ	107	72	67.3%	49	45.8%	41	38.3%	38	35.5%	33	30.8%	84	78.5%
O'Keefe, Brian	41	21	51.2%	16	39.0%	9	22.0%	8	19.5%	11	26.8%	29	70.7%
Pratto, Nick	113	57	50.4%	40	35.4%	28	24.8%	33	29.2%	42	37.2%	83	73.5%
Rave, John	59	39	66.1%	39	66.1%	21	35.6%	19	32.2%	27	45.8%	50	84.7%
Tolbert, Tyler	29	19	65.5%	19	65.5%	6	20.7%	10	34.5%	7	24.1%	24	82.8%
Tresh, Luca	70	43	61.4%	19	27.1%	23	32.9%	20	28.6%	19	27.1%	53	75.7%
Velázquez, Nelson	33	16	48.5%	11	33.3%	7	21.2%	9	27.3%	12	36.4%	24	72.7%
Waters, Drew	54	30	55.6%	27	50.0%	14	25.9%	16	29.6%	16	29.6%	39	72.2%
Wiemer, Joey	72	33	45.8%	25	34.7%	13	18.1%	23	31.9%	30	41.7%	54	75.0%
Wilson, Peyton	84	47	56.0%	21	25.0%	17	20.2%	22	26.2%	27	32.1%	64	76.2%

# of games column represents the number of times player recorded that stat

% of games column represents the percent of games played that the player accomplished that stat (excluding games as a defensive replacement without a PA)

**Numbers Bolded Represent Team-Bests (Top Percentages Among Players with 70+ Games)**

OMAHA HITTING STREAKS

OMAHA ON-BASE STREAKS

PLAYER	LONGEST	DATES/RESULTS (OF LONGEST)								LONGEST	DATES/RESULTS (OF LONGEST)							
		START	END	AVG	2B	3B	HR	RBI	OPS		START	END	AVG	2B	HR	BB	HBP	OBP
Becker, Colton	-									-								
Biggio, Cavan	13	6/10	6/26	.362 (17-47)	2	1	3	10	1.094	17	6/5	6/26	.344 (21- 61)	3	3	9	1	.431
Blanco, Dairon	10	6/22	7/6	.366 (15- 41)	5	0	4	6	1.189	13	6/22	7/11	.321 (17- 53)	5	4	4	1	.379
Caglianone, Jac	7	6/1	8/19	.464 (13- 28)	4	0	3	6	1.445	11	5/28	8/19	.450 (18- 40)	5	4	6	1	.521
Canha, Mark	2	8/12	8/13	.375 (3- 8)	1	0	1	1	1.319	5	8/12	8/16	.250 (4- 16)	1	1	3	0	.268
Castillo, Diego	9	8/5	9/18	.421 (16- 38)	3	0	2	8	1.094	14	5/24	6/10	.292 (14- 48)	4	2	13	0	.443
Castro, Harold	13	9/4	9/20	.365 (19- 52)	7	0	3	7	1.094	13	9/4	9/20	.365 (19- 52)	7	3	5	0	.421
Dalbec, Bobby	8	9/3	9/11	.389 (14- 36)	5	0	1	6	1.032	15	8/23	9/11	.361 (22- 61)	8	3	6	1	.426
Devanney, Cam	5 (3x)	7/1	7/5	.368 (7- 19)	2	0	3	7	1.376	8 (2x)	5/29	6/6	.360 (9- 25)	2	0	5	0	.467
Díaz, Isan	5	8/27	9/5	.263 (5- 19)	0	0	3	5	1.070	14	8/21	9/10	.239 (11- 46)	0	5	10	1	.379
Dickerson, Dustin	4	4/22	4/26	.625 (10--16)	2	0	0	4	1.417	4	4/22	4/26	.625 (10--16)	2	0	2	0	.667
Gentry, Tyler	7	5/7	5/16	.462 (12- 26)	4	0	1	5	1.231	9	4/4	4/26	.281 (9- 32)	5	1	3	1	.351
Gordon, Nick	4	4/16	4/19	.429 (6- 14)	2	0	0	0	1.071	4	4/16	4/19	.429 (6- 14)	2	0	2	0	.500
Groshans, Jordan	2	4/3	4/4	.600 (3- 5)	1	0	0	0	1.400	2 (2x)	7/25	7/26	.333 (1- 3)	1	0	2	1	.667
Hayes, Kyle	2	9/11	9/13	.333 (2- 6)	0	0	0	0	.889	5	9/3	9/18	.231 (3- 13)	1	0	4	1	.400
Jensen, Carter	5	8/20	8/27	.500 (9- 18)	2	0	2	7	1.553	13	7/25	8/9	.273 (12- 44)	4	2	10	0	.407
Loftin, Nick	6 (2x)	5/17	9/20	.417 (10- 24)	1	0	0	4	.922	20	3/28	4/22	.328 (22- 67)	8	1	25	1	.511
Maile, Luke	5	6/6	6/19	.412 (7- 17)	1	0	0	2	.945	7	6/4	6/19	.381 (8- 21)	1	0	5	0	.500
Martin, Rudy	4	7/31	8/3	.250 (4- 16)	0	0	1	1	.688	4	7/31	8/3	.250 (4- 16)	0	1	0	0	.250
Massey, Michael	6	7/27	8/12	.385 (10- 26)	0	0	1	3	.907	7	6/24	7/23	.300 (6- 20)	1	1	2	2	.417
Melendez, MJ	8	5/16	5/24	.364 (12- 33)	2	0	3	8	1.086	14	7/6	8/8	.339 (21- 62)	7	4	5	0	.382
O'Keefe, Brian	4 (2x)	6/10	6/20	.267 (4- 15)	2	0	0	2	.713	5	5/11	5/20	.222 (4- 18)	2	0	3	0	.333
Pratto, Nick	5	4/12	4/18	.412 (7- 17)	1	0	0	4	.971	11	4/10	4/26	.265 (9- 34)	2	0	7	1	.405
Rave, John	16	5/3	5/21	.406 (26- 64)	4	1	5	10	1.214	17	5/2	5/21	.388 (26- 67)	4	5	11	0	.468
Tolbert, Tyler	5	5/20	5/27	.526 (10- 19)	2	0	2	6	1.497	12	5/17	6/1	.349 (15- 43)	3	2	4	2	.420
Tresh, Luca	11	4/29	5/28	.318 (14- 44)	4	1	2	7	.924	11	4/29	5/28	.318 (14- 44)	4	2	1	0	.333
Velázquez, Nelson	3	4/26	4/27	.429 (3- 7)	0	1	0	0	1.270	7	5/14	5/23	.259 (7- 27)	0	3	4	0	.355
Waters, Drew	5	8/7	8/12	.476 (10- 21)	1	1	0	3	1.095	7	8/5	8/12	.367 (11- 30)	2	0	0	1	.387
Wiemer, Joey	5	6/10	6/15	.563 (9- 16)	1	0	2	5	1.611	8 (2x)	6/10	6/19	.458 (11- 24)	1	4	5	1	.567
Wilson, Peyton	5 (2x)	9/5	9/13	.400 (8- 20)	2	0	0	5	.955	16	5/3	6/4	.224 (13- 58)	2	0	9	0	.324

BOLD indicates longest streak in 2025 among active players

Blue italics indicates career-best streak

LONGEST OMAHA BATTING STREAKS IN 2025

STREAK	PLAYER	#	START	END	AVG	AB	R	H	2B	3B	HR	RBI	BB	SO	SB	CS	OBP	SLG	OPS
Hitting (1+ hits)	John Rave	16	5/3	5/21	.406	64	23	26	4	1	5	10	10	13	5	0	.480	.734	1.214
Hitting (2+ hits)	Harold Castro	7	8/9	8/20	.533	30	9	16	1	1	5	12	2	3	1	0	.576	1.133	1.709
On Base (1+ times on base)	Nick Loftin	20	3/28	4/22	.328	67	11	22	8	0	1	8	25	11	6	0	.511	.493	1.004
On Base (2+ times on base)	John Rave	9	5/7	5/16	.400	35	15	14	2	0	3	4	10	6	2	0	.533	.714	1.247
Runs (1+ times scoring)	John Rave	16	5/3	5/21	.406	64	23	26	4	1	5	10	10	13	5	0	.480	.734	1.214
Runs (2+ times scoring)	John Rave	3	5/23	8/26	.462	13	7	6	3	0	2	3	2	2	1	0	.533	1.154	1.687
RBI (1+ runs driven in)	Harold Castro	7	8/9	8/20	.533	30	9	16	1	1	5	12	2	3	1	0	.576	1.133	1.709
RBI (2+ runs driven in)	Jac Caglianone	3	5/23	5/25	.385	13	4	5	0	0	4	9	1	1	0	0	.400	1.308	1.708
	Harold Castro	3	8/22	8/24	.692	13	6	9	3	0	2	10	2	1	1	0	.733	1.385	2.118
	MJ Melendez	3	9/11	9/13	.600	15	5	9	4	1	2	9	0	1	1	0	.625	1.400	2.025
Extra Base Hits (1+ XBH)	Dairon Blanco	6	6/26	7/4	.440	25	7	11	5	0	3	5	1	4	0	0	.481	1.000	1.481
Extra Base Hits (2+ XBH)	MJ Melendez	3	9/11	9/13	.600	15	5	9	4	1	2	9	0	1	1	0	.625	1.400	2.025
Walks (1+ walks)	John Rave	8	8/26	9/5	.250	28	7	7	3	0	0	0	8	8	2	0	.417	.357	.774
Walks (2+ walks)	Nick Loftin	3	3/29	4/2	.400	10	0	4	1	0	0	4	6	3	2	0	.625	.500	1.125
	Nick Loftin	3	4/16	4/18	.500	6	4	3	2	0	0	0	8	0	1	0	.786	.833	1.619
Stolen Bases (1+ steals)	Joey Wiemer	3	4/8	4/10	.182	11	0	2	0	0	0	1	2	3	5	0	.308	.182	.490
	John Rave	3	4/12	4/15	.357	14	3	5	0	1	0	1	1	1	3	0	.400	.500	.900
	Nick Loftin	3	5/18	5/21	.364	11	3	4	1	0	0	4	2	2	3	0	.467	.455	.922

PINCH-HITTING LOG (3-FOR-13, 2B, HR, RBI, 2 BB)

#	GAME	INNING	PINCH HITTER	HITTING FOR	RESULT
1.	3/28 @ Iowa	▲9	Harold Castro	Cam Devanney	Groundout (4-3)
2.	4/3 vs. Louisville	▼9	Jordan Groshans	Nick Pratto	Single
3.	4/6 vs. Louisville	▼9	John Rave	Luke Maile	Lineout (L6)
4.	4/6 vs. Louisville	▼9	Brian O'Keefe	Luca Tresh	Flyout (F9)
5.	4/29 vs. Indianapolis	▼7	Nelson Velázquez	Dairon Blanco	Flyout (F9)
6.	5/7 @ Louisville	▲9	Cam Devanney	Tyler Tolbert	Lineout (I8)
7.	5/10 @ Louisville	▲1	Tyler Tolbert	Harold Castro	Walk
8.	5/17 vs. Columbus	▼8	Colton Becker	John Rave	Strikeout Swinging
9.	6/25 @ Indianapolis	▲7	Tyler Gentry	Michael Massey	RBI Double
10.	6/27 @ Indianapolis	▲8	Cavan Biggio	Michael Massey	Flyout (F8)
11.	8/12 vs. St. Paul	▼3	Luca Tresh	Carter Jensen	3-Run HR
12.	8/14 vs. St. Paul	▼7	Mark Canha	Peyton Wilson	Walk
13.	8/17 vs. St. Paul	▼7	Mark Canha	Isan Díaz	Strikeout Swinging
14.	8/23 @ Columbus	▲9	Kyle Hayes	Carter Jensen	Flyout (F7)
15.	9/6 @ Iowa	▲9	Luca Tresh	Kyle Hayes	Strikeout Swinging

## HOME RUN BREAKDOWN

PLAYER	TOTAL	RUNNERS ON				SPLITS				SCORE		RECORD	STATCAST MAX		LAST
		0	1	2	3	LEFT	RIGHT	HOME	AWAY	TIED GAME	GO AHEAD	TEAM W-L	EV (MPH)	DISTANCE (FT)	LAST HR
Harold Castro	21	15	5	1	-	4	17	12	9	3	6	10-9	108.2	435	9/6 @ IOW
MJ Melendez	20	13	5	2	-	3	17	11	9	2	6	12-5	110.8	445	9/12 vs. CLT
Cam Devanney	18	8	5	2	3	4	14	9	9	3	4	8-9	108.5	422	7/5 vs. IOW
Carter Jensen	14	8	5	1	-	1	13	7	7	3	3	7-5	110.0	442	8/29 vs. LHV
John Rave	11	7	3	1	-	3	8	6	5	-	5	4-5	109.9	426	9/13 vs. CLT
Jac Caglianone	11	4	5	2	-	3	8	4	7	2	3	4-6	113.6	459	8/23 @ COL
Luca Tresh	10	7	1	2	-	3	7	6	4	2	3	8-2	109.4	415	9/20 @ COL
Nick Pratto	9	5	4	-	-	4	5	5	4	4	1	6-3	105.9	406	9/21 @ COL
Tyler Gentry	9	4	5	-	-	-	9	7	2	1	3	4-5	107.7	425	9/9 vs. CLT
Joey Wiemer	9	5	2	2	-	4	5	5	4	1	-	4-4	108.2	434	7/10 vs. TOL
Dairon Blanco	8	4	3	-	1	2	6	4	4	-	3	5-3	107.9	425	9/12 vs. CLT
Bobby Dalbec	8	5	2	1	-	4	4	2	6	1	2	3-4	110.4	433	9/5 @ IOW
Isan Díaz	7	4	3	-	-	1	6	2	5	1	3	4-3	109.1	412	9/3 @ IOW
Drew Waters	7	1	4	2	-	1	6	5	2	-	1	3-3	107.7	445	8/30 vs. LHV
Diego Castillo	6	4	1	1	-	2	4	5	1	-	1	2-4	103.0	374	9/16 @ COL
Nelson Velázquez	6	2	3	1	-	2	4	4	2	-	-	3-3	109.9	428	5/17 vs. COL
Michael Massey	4	3	1	-	-	1	3	1	3	1	-	2-2	103.6	403	8/23 @ COL
Cavan Biggio	4	2	1	1	-	-	4	1	3	-	1	2-2	105.4	402	7/22 @ SYR
Brian O'Keefe	4	3	1	-	-	-	4	3	1	-	1	1-3	103.4	400	6/6 vs. IOW [G1]
Nick Loftin	4	1	2	1	-	1	3	2	2	-	4	3-1	105.2	406	5/14 vs. COL
Peyton Wilson	3	2	1	-	-	1	2	3	-	1	-	2-1	102.6	413	8/17 vs. STP
Tyler Tolbert	3	1	1	1	-	-	3	1	2	1	-	0-3	100.3	385	6/5 vs. IOW
Mark Canha	1	1	-	-	-	1	-	1	-	-	1	0-1	99.6	380	8/13 vs. STP
Rudy Martin	1	1	-	-	-	-	1	1	-	-	-	1-0	101.4	365	8/1 vs. LOU
Luke Maile	1	-	-	-	1	1	-	-	1	-	1	1-0	103.0	-	3/29 @ IOW
TEAM TOTALS	199	110	63	21	5	46	153	107	92	-	-	-	113.6	459	-
OPPONENT TOTALS	168	82	57	23	6	31	137	77	91	-	-	-	113.4	452	-

## INNING DISTRIBUTION

1 <sup>ST</sup> INNING	2 <sup>ND</sup> INNING	3 <sup>RD</sup> INNING	4 <sup>TH</sup> INNING	5 <sup>TH</sup> INNING	6 <sup>TH</sup> INNING	7 <sup>TH</sup> INNING	8 <sup>TH</sup> INNING	9 <sup>TH</sup> INNING	10 <sup>TH</sup> INNING
28	17	21	21	18	37	19	19	16	2

## 2025 STATCAST HOME RUN LEADERS (TOP 20)

LONGEST MEASURED HOME RUN DISTANCES				HIGHEST HOME RUN EXIT VELOCITIES			
PLAYER	DISTANCE (PITCHER, PITCH)	GAME		PLAYER	EXIT VELOCITY (PITCHER, PITCH)	GAME	
1. Jac Caglianone	459	Sammy Peralta (Slider)	May 25 @ Salt Lake	1. Jac Caglianone	113.6	Dakota Hudson (Sink	May 22 @ Salt Lake
2. Jac Caglianone	451	Alan Rangel (Changeup)	August 30 vs. Lehigh Valley	2. Jac Caglianone	111.6	Touki Toussaint (Splitter)	May 23 @ Salt Lake
3. Drew Waters	445	Ross Carver (Sink	August 23 @ Columbus	3. MJ Melendez	110.8	Will Dion (4-Seam FB)	August 23 @ Columbus
	445	Beau Brieske (4-Seam FB)	July 8 vs. Toledo	4. Bobby Dalbec	110.4	Gavin Hollowell (Sweeper)	September 5 @ Iowa
5. Drew Waters	442	Will Dion (Slider)	August 23 @ Columbus	5. Carter Jensen	110.0	Tommy Romero (Splitter)	July 1 @ Iowa
	442	Tommy Romero (Splitter)	July 1 @ Iowa	6. Nelson Velázquez	109.9	Franco Aleman (Sink	May 14 vs. Columbus
	442	Marco Raya (Curveball)	May 30 vs. St. Paul		109.9	Aaron Wilkerson (4-Seam FB)	May 7 @ Louisville
8. Carter Jensen	438	Gavin Hollowell (4-Seam FB)	July 4 vs. Iowa	8. Carter Jensen	109.7	Gavin Hollowell (4-Seam FB)	July 4 vs. Iowa
9. MJ Melendez	437	Chris Kachmar (Cutter)	September 5 @ Iowa	9. Carter Jensen	109.4	Mick Abel (4-Seam FB)	August 16 vs. St. Paul
10. Carter Jensen	436	Adam Kloffenstein (Cutter)	July 20 @ Buffalo		109.4	Adam Kloffenstein (Cutter)	July 20 @ Buffalo
11. Harold Castro	435	Jameson Taillon (Cutter)	September 4 @ Iowa		109.4	Reiver Sanmartin (Changeup)	May 10 vs. Louisville
	435	Andrew Misiasezek (Slider)	May 16 vs. Columbus	12. Luca Tresh	109.2	Carson Fulmer (Changeup)	May 3 vs. Indianapolis
13. Joey Wiemer	434	Matt Manning (Curveball)	June 10 @ Toledo	13. Bobby Dalbec	109.1	Jacob Waguespack (Cutter)	August 27 vs. Lehigh Valley
14. Bobby Dalbec	433	Nick Dombkowski (Slider)	August 9 @ Indianapolis		109.1	Ross Carver (Slider)	August 23 @ Columbus
15. Jac Caglianone	431	Touki Toussaint (Splitter)	May 23 @ Salt Lake		109.1	Beau Burrows (Slider)	August 9 @ Indianapolis
16. Bobby Dalbec	430	Jacob Waguespack (Cutter)	August 27 vs. Lehigh Valley	16. Bobby Dalbec	108.7	Joey Cantillo (Changeup)	August 21 @ Columbus
17. Nelson Velázquez	428	Albert Abreu (Sink	May 8 @ Louisville		108.7	Albert Abreu (Sink	May 8 vs. Louisville
18. John Rave	426	Aaron Wilkerson (4-Seam FB)	May 7 @ Louisville	18. Jac Caglianone	108.6	Sammy Peralta (Slider)	May 25 @ Salt Lake
19. Dairon Blanco	425	Thomas Harrington	June 26 @ Indianapolis	19. Cam Devanney	108.5	Michael Fulmer (Sink	June 8 vs. Iowa
	425	Tommy Romero (Splitter)	June 6 vs. Iowa	20. Joey Wiemer	108.2	Lael Lockhart (Slider)	June 15 @ Toledo
					108.2	Marco Raya (Curveball)	May 30 vs. St. Paul
					108.2	Drake Fellows (Sink	April 29 vs. Indianapolis



## NOTABLE STORM CHASERS HOME RUNS

### LEADOFF HOMERS (7)

PLAYER (CAREER NO.)	DATE/OPPONENT
John Rave (5th)	4/1 vs. Louisville
John Rave (6th)	4/4 vs. Louisville
John Rave (7th)	5/7 @ Louisville
John Rave (8th)	5/24 @ Salt Lake
MJ Melendez (5th)	7/20 @ Buffalo
Michael Massey (2nd)	7/29 vs. Louisville
MJ Melendez (6th)	8/23 @ Columbus

### GRAND SLAMS (5)

PLAYER (CAREER NO.)	DATE/OPPONENT (INN.)
Luke Maile (2nd)	3/29 @ Iowa (▲8)
Cam Devanney (1st)	5/10 @ Louisville (▲2)
Cam Devanney (2nd)	5/13 vs. Columbus (▼6)
Cam Devanney (3rd)	5/15 vs. Columbus (▼6)
Dairon Blanco (4th)	6/13 @ Toledo (▲9)

### 2-HOMER GAMES (14)

PLAYER (CAREER NO.)	DATE/OPPONENT
Cam Devanney (5th)	4/2 vs. Louisville
John Rave (3rd)	5/7 @ Louisville
John Rave (4th)	5/24 @ Salt Lake
Jac Caglianone (2nd)	5/25 @ Salt Lake
MJ Melendez (11th)	5/31 vs. St. Paul
Joey Wiemer (6th)	6/19 vs. Durham
Carter Jensen (2nd)	7/1 @ Iowa
MJ Melendez (12th)	7/8 vs. Toledo
Harold Castro (2nd)	8/17 vs. St. Paul
Bobby Dalbec (20th)	8/21 @ Columbus
Drew Waters (4th)	8/23 @ Columbus
MJ Melendez (13th)	8/23 @ Columbus
Harold Castro (3rd)	8/23 @ Columbus
Carter Jensen (3rd)	8/26 vs. Lehigh Valley

### BACK-TO-BACK HOMERS (5)

PLAYERS	DATE/OPPONENT
Nick Loftin & MJ Melendez	5/4 vs. Indianapolis (▼1)
Jac Caglianone & Cam Devanney	5/23 @ Salt Lake (▲1)
MJ Melendez & Luca Tresh	6/21 vs. Durham (▼8)
Isan Díaz & MJ Melendez	8/23 @ Columbus (▲6)
Drew Waters & Harold Castro	8/30 vs. Lehigh Valley (▼3)

### BACK-TO-BACK-TO-BACK HOMERS (1)

PLAYERS	DATE/OPPONENT
Caglianone, Devanney & Melendez	5/22 @ Salt Lake (▲6)

### 3-HOMER GAMES (0)

PLAYER (CAREER NO.)	DATE/OPPONENT (INN.)
---------------------	----------------------

### PINCH-HIT HOMERS (1)

PLAYER (CAREER NO.)	DATE/OPPONENT (INN.)
Luca Tresh (1st)	8/12 vs. St. Paul

### WALK-OFF HOMERS (2)

PLAYER	DATE/OPPONENT
Cam Devanney	4/3 vs. Louisville
MJ Melendez	5/16 vs. Columbus

### INSIDE-THE PARK HOMERS (2)

PLAYER (CAREER NO.)	DATE/OPPONENT (INN.)
Drew Waters (1st)	4/2 vs. Louisville (▼4)
Tyler Tolbert (1st)	5/20 @ Salt Lake (▲7)

## NOTABLE OPPOSING HOME RUNS

### LEADOFF HOMERS (4)

PLAYER (CAREER NO.)	DATE/OPPONENT
Tyler Callihan (1st)	4/2 vs. Louisville
Dylan Beavers (2nd)	4/16 vs. Norfolk
Lane Thomas (4th)	5/18 vs. Columbus
Matt Wallner (4th)	5/27 vs. St. Paul

### GRAND SLAMS (6)

PLAYER (CAREER NO.)	DATE/OPPONENT (INN.)
Darick Hall (6th)	4/29 vs. Indianapolis (▲1)
Ivan Johnson (1st)	5/6 @ Louisville (▼8)
Chad Stevens (1st)	5/23 @ Salt Lake (▼7)
Carlos Pérez (7th)	6/5 vs. Iowa (▲4)
Ronny Simon (2nd)	6/25 @ Indianapolis (▼4)
Christian Cairo (1st)	9/16 @ Columbus (▼7)

### 2-HOMER GAMES (13)

PLAYER (CAREER NO.)	DATE/OPPONENT
Dylan Beavers (3rd)	4/16 vs. Norfolk
J.D. Davis (13th)	5/21 @ Salt Lake
Tucker Flint (2nd)	5/24 @ Salt Lake
Brewer Hicklen (13th)	6/10 @ Toledo
Owen Caissie (6th)	7/3 @ Iowa
Jonathon Long (3rd)	7/4 vs. Iowa
Owen Caissie (7th)	7/5 vs. Iowa
Drew Gilbert (6th)	7/25 @ Syracuse
Rece Hinds (9th)	8/2 vs. Louisville
Kyler Fedko (4th)	8/12 vs. St. Paul
Aaron Sabato (8th)	8/17 vs. St. Paul
Gabriel Rincones Jr. (3rd)	8/28 vs. Lehigh Valley
Carlos Pérez Jr. (10th)	9/2 @ Iowa

### BACK-TO-BACK HOMERS (5)

PLAYERS	DATE/OPPONENT
Edwin Ríos & Rece Hinds	4/6 vs. Louisville (▲10)
Will Benson & Francisco Urbaz	5/7 @ Louisville (▼3)
Owen Caissie & Carlos Pérez	6/8 vs. Iowa (▲1)
Paul McIntosh & Payton Henry	8/29 vs. Lehigh Valley (▲9)
Kahlil Watson & Milan Tolentino	9/18 @ Columbus (▼4)

### BACK-TO-BACK-TO-BACK HOMERS (0)

PLAYERS	DATE/OPPONENT
---------	---------------

### 3-HOMER GAMES (0)

PLAYER (CAREER NO.)	DATE/OPPONENT (INN.)
---------------------	----------------------

### PINCH-HIT HOMERS (1)

PLAYER (CAREER NO.)	DATE/OPPONENT (INN.)
TT Bowens (1st)	4/16 vs. Norfolk (▲7)

### WALK-OFF HOMERS (2)

PLAYER	DATE/OPPONENT
Luis De Los Santos	7/27 @ Syracuse
Will Wilson	9/19 @ Columbus

### INSIDE-THE PARK HOMERS (0)

PLAYER (CAREER NO.)	DATE/OPPONENT (INN.)
---------------------	----------------------

HR #	PLAYER (SEASON #)	GAME DATE	OPPONENT	PITCHER	PITCH TYPE	DIRECTION	ON BASE	INNING	OUTS	COUNT	SCORE	FINAL	DISTANCE	EXIT VELO	LAUNCH ANGLE
1.	Luke Maile (1)	March 29	@ Iowa	Brandon Hughes (L)	4-Seam FB	LF	Loaded	▲8	2	2-1	11-7	W, 12-7	103.0	-	36
2.	Cam Devanney (1)	March 29	@ Iowa	Gavin Hollowell	Sweeper	LCF	Empty	▲9	1	2-1	12-7	W, 12-7	107.5	-	33
3.	John Rave (1)	April 1	LOUISVILLE	Andrew Abbott (L)	4-Seam FB	LF	Empty	▼1	0	2-0	1-0	L, 7-3	95.3	335	28
4.	Joey Wiemer (1)	April 1	LOUISVILLE	Andrew Abbott (L)	Changeup	LF	Empty	▼6	0	0-1	2-3	L, 7-3	99.4	378	33
5.	Luca Tresh (1)	April 1	LOUISVILLE	Joe La Sorsa (L)	Changeup	LCF	Empty	▼7	0	0-1	3-3	L, 7-3	107.8	408	28
6.	Cam Devanney (2)	April 2	LOUISVILLE	Chase Petty	Slider	RF	Empty	▼3	0	0-0	2-2	W, 12-6	97.5	-	45
7.	Drew Waters (1)	April 2	LOUISVILLE	Lyon Richardson	4-Seam FB	RF	1st, 3rd	▼4	2	1-2	7-2	W, 12-6	93.3	276	18
8.	Cam Devanney (3)	April 2	LOUISVILLE	Lyon Richardson	Slider	CF	1st, 2nd	▼5	2	0-2	11-2	W, 12-6	101.6	408	31
9.	Drew Waters (2)	April 3	LOUISVILLE	Sam Benschoter	4-Seam FB	LF	1st	▼5	2	2-1	3-1	W, 5-3	101.5	-	39
10.	Cam Devanney (4)	April 3	LOUISVILLE	Alan Busenitz	Changeup	LCF	3rd	▼9	2	0-2	5-3	W, 5-3	107.1	372	39
11.	John Rave (2)	April 4	LOUISVILLE	Drew Parrish (L)	4-Seam FB	RCF	Empty	▼1	0	2-0	1-0	W, 8-2	106.7	413	23
12.	Harold Castro (1)	April 6	LOUISVILLE	Andrew Abbott (L)	4-Seam FB	CF	Empty	▼4	1	0-0	2-2	L, 7-5 (10)	104.3	420	33
13.	Tyler Gentry (1)	April 6	LOUISVILLE	Lyon Richardson	4-Seam FB	LCF	2nd	▼10	2	1-0	5-7	L, 7-5 (10)	101.1	-	33
14.	Nelson Velázquez (1)	April 10	@ St. Paul	Travis Adams	4-Seam FB	RF	1st	▲6	0	1-2	4-11	L, 13-4	101.3	375	29
15.	Harold Castro (2)	April 12	@ St. Paul	Jarret Whorff	Cutter	RCF	3rd	▲6	2	1-2	7-5	W, 7-5	104.2	377	34
16.	Joey Wiemer (2)	April 16	NORFOLK	Thaddeus Ward	Sweeper	LCF	Empty	▼2	0	0-2	1-8	L, 15-6	101.1	383	25
17.	Brian O'Keefe (1)	April 16	NORFOLK	Kade Strowd	Curveball	LF	1st	▼8	1	0-0	4-15	L, 15-6	103.4	-	31
18.	Brian O'Keefe (2)	April 17	NORFOLK	Cody Poteet	4-Seam FB	RCF	Empty	▼6	0	0-2	1-0	W, 4-2	97.9	373	26
19.	Luca Tresh (2)	April 18	NORFOLK	Kyle Brnovich	Knuckle Curve	RCF	Empty	▼5	2	2-2	2-5	W, 10-8	94.5	331	36
20.	Nick Loftin (1)	April 22	@ Toledo	Tyler Owens	Splitter	LF	1st	▼7	1	1-2	4-3	L, 9-8 (13)	93.7	342	36
21.	Harold Castro (3)	April 29	INDIANAPOLIS	Drake Fellows	Sinker	RCF	1st	▼6	2	1-0	4-8	L, 9-7	108.2	392	20
22.	Luca Tresh (3)	May 3	INDIANAPOLIS	Carson Fulmer	Changeup	LF	Empty	▼3	0	1-0	2-1	W, 5-1	109.2	365	21
23.	Nick Loftin (2)	May 4	INDIANAPOLIS	Thomas Harrington	4-Seam FB	LCF	Empty	▼1	2	1-1	1-0	W, 8-1	98.0	372	31
24.	MJ Melendez (1)	May 4	INDIANAPOLIS	Thomas Harrington	Curveball	RF	Empty	▼1	2	1-2	2-0	W, 8-1	106.0	380	30
25.	Harold Castro (4)	May 4	INDIANAPOLIS	Thomas Harrington	4-Seam FB	LCF	Empty	▼4	1	3-2	5-0	W, 8-1	95.8	323	28
26.	Nelson Velázquez (2)	May 4	INDIANAPOLIS	Randy Labaut (L)	Changeup	RCF	1st	▼7	1	1-1	7-1	W, 8-1	103.9	381	27
27.	John Rave (3)	May 4	INDIANAPOLIS	Randy Labaut (L)	Slider	RF	Empty	▼7	2	1-2	8-1	W, 8-1	101.3	391	27
28.	John Rave (4)	May 6	@ Louisville	Lenny Torres Jr.	Sinker	LCF	Empty	▲8	2	2-2	1-4	L, 9-1	102.5	-	29
29.	John Rave (5)	May 7	@ Louisville	Aaron Wilkerson	4-Seam FB	RF	Empty	▲1	0	1-2	1-0	L, 6-5	106.0	390	24
30.	John Rave (6)	May 7	@ Louisville	Aaron Wilkerson	4-Seam FB	RCF	1st	▲3	1	3-1	3-0	L, 6-5	109.9	426	31
31.	Nick Loftin (3)	May 8	@ Louisville	Randy Wynne	Sinker	CF	1st, 2nd	▲6	0	1-1	3-1	W, 6-1	105.2	401	22
32.	Nelson Velázquez (3)	May 8	@ Louisville	Albert Abreu	Sinker	RCF	1st, 3rd	▲6	2	2-1	6-1	W, 6-1	108.7	428	27
33.	Tyler Gentry (2)	May 9	@ Louisville	Adam Plutko	Slider	LF	1st	▲3	2	0-1	3-2	W, 5-2	107.7	330	21
34.	Cam Devanney (5)	May 10	@ Louisville	Evan Kravetz (L)	Splitter	LCF	Loaded	▲2	1	3-2	7-0	W, 9-0	105.9	387	26
35.	Luca Tresh (4)	May 10	@ Louisville	Reiver Sanmartin (L)	Changeup	LF	Empty	▲6	0	1-1	9-0	W, 9-0	109.4	382	24
36.	Cam Devanney (6)	May 13	COLUMBUS	Tanner Burns	Slider	LF	Loaded	▼6	1	1-0	9-1	W, 9-3	97.5	-	45
37.	Nick Loftin (4)	May 14	COLUMBUS	Doug Nikhazy (L)	4-Seam FB	LF	1st	▼1	0	1-2	2-0	W, 8-3	103.4	406	27
38.	Nelson Velázquez (4)	May 14	COLUMBUS	Franco Aleman	Sinker	LCF	3rd	▼6	2	1-0	5-2	W, 8-3	109.9	-	34
39.	Nick Pratto (1)	May 14	COLUMBUS	Andrew Misiaszek (L)	4-Seam FB	LCF	3rd	▼8	1	1-1	8-3	W, 8-3	96.8	342	40
40.	Cam Devanney (7)	May 15	COLUMBUS	Bradley Hanner	Sinker	RF	Loaded	▼6	2	2-2	6-9	L, 14-10	98.1	353	35
41.	Nelson Velázquez (5)	May 15	COLUMBUS	Bradley Hanner	Sweeper	LF	Empty	▼7	1	1-0	7-9	L, 14-10	103.9	414	28
42.	John Rave (7)	May 15	COLUMBUS	Nick Mikolajchak	4-Seam FB	CF	Empty	▼8	1	1-0	8-9	L, 14-10	104.6	411	29
43.	Nick Pratto (2)	May 15	COLUMBUS	Nick Mikolajchak	Curveball	LCF	1st	▼9	2	3-2	10-14	L, 14-10	96.4	351	31
44.	MJ Melendez (2)	May 16	COLUMBUS	Andrew Misiaszek (L)	Slider	RF	1st, 2nd	▼9	0	0-2	9-7	W, 9-7	107.5	435	29
45.	Nelson Velázquez (6)	May 17	COLUMBUS	Will Dion (L)	Slider	LF	Empty	▼5	1	3-1	1-2	L, 8-2	106.6	-	29
46.	Cam Devanney (8)	May 20	@ Salt Lake	Jake Eder (L)	4-Seam FB	RCF	Empty	▲4	1	3-2	1-1	L, 6-5	104.6	385	24
47.	Tyler Tolbert (1)	May 20	@ Salt Lake	Robert Stephenson	4-Seam FB	LCF	Empty	▲7	0	0-0	4-5	L, 6-5	92.7	316	20
48.	Cam Devanney (9)	May 21	@ Salt Lake	Victor Mederos	Slider	CF	Empty	▲6	0	1-1	3-3	L, 6-4	105.7	422	26
49.	Tyler Tolbert (2)	May 22	@ Salt Lake	Dakota Hudson	Sinker	LF	1st	▲5	2	2-0	2-2	L, 9-5	98.6	385	27
50.	Jac Caglianone (1)	May 22	@ Salt Lake	Dakota Hudson	Sinker	RCF	Empty	▲6	1	3-0	3-3	L, 9-5	113.6	410	20
51.	Cam Devanney (10)	May 22	@ Salt Lake	Dakota Hudson	Slider	LF	Empty	▲6	1	0-0	4-3	L, 9-5	105.5	-	41
52.	MJ Melendez (3)	May 22	@ Salt Lake	Dakota Hudson	Sinker	LCF	Empty	▲6	1	3-2	5-3	L, 9-5	105.3	410	26
53.	Jac Caglianone (2)	May 23	@ Salt Lake	Touki Toussaint	Splitter	RF	1st, 2nd	▲1	0	2-0	3-0	L, 11-10	111.6	431	28
54.	Cam Devanney (11)	May 23	@ Salt Lake	Touki Toussaint	Splitter	LF	Empty	▲1	0	0-2	5-0	L, 11-10	106.4	-	39
55.	John Rave (8)	May 24	@ Salt Lake	Luke Murphy	Sinker	LF	Empty	▲1	0	1-1	1-0	L, 14-11	98.8	369	31
56.	John Rave (9)	May 24	@ Salt Lake	Luke Murphy	4-Seam FB	LCF	1st	▲2	1	1-0	5-0	L, 14-11	100.3	-	29
57.	MJ Melendez (4)	May 24	@ Salt Lake	Endrys Briceno	Sinker	RF	Empty	▲5	0	3-1	8-14	L, 14-11	104.0	-	48
58.	Brian O'Keefe (3)	May 24	@ Salt Lake	Endrys Briceno	Sinker	CF	Empty	▲5	1	0-0	9-14	L, 14-11	100.2	400	29
59.	Jac Caglianone (3)	May 24	@ Salt Lake	Andrew Vasquez (L)	Slider	RCF	1st	▲8	1	1-2	11-14	L, 14-11	107.0	-	34
60.	Jac Caglianone (4)	May 25	@ Salt Lake	Sammy Peralta (L)	Slider	RCF	Empty	▲1	2	0-0	1-0	W, 5-3 (10)	108.6	459	31
61.	Jac Caglianone (5)	May 25	@ Salt Lake	Buck Farmer	4-Seam FB	RF	2nd	▲10	1	1-0	5-2	W, 5-3 (10)	107.6	364	18
62.	Jac Caglianone (6)	May 30	ST. PAUL	Marco Raya	Curveball	CF	1st	▲1	0	0-1	3-1	L, 9-8	108.2	442	27
63.	Diego Castillo (1)	May 30	ST. PAUL	Darren McCaughan	Sinker	CF	2nd	▼4	2	2-2	5-4	L, 9-8	103.0	-	30
64.	MJ Melendez (5)	May 31	ST. PAUL	Andrew Morris	4-Seam FB	CF	1st	▼4	0	2-1	3-2	W, 5-2	104.2	422	24
65.	Diego Castillo (2)	May 31	ST. PAUL	Andrew Morris	4-Seam FB	RCF	Empty	▼5	0	0-2	4-2	W, 5-2	93.7	250	36
66.	MJ Melendez (6)	May 31	ST. PAUL	Randy Dobnak	4-Seam FB	LF	Empty	▼8	0	1-1	5-2	W, 5-2	100.7	-	39
67.	MJ Melendez (7)	June 1	ST. PAUL	Ryan Jensen	4-Seam FB	LF	1st	▼5	1	1-2	5-3	W, 6-3	106.1	383	27
68.	Tyler Tolbert (3)	June 5	IOWA	Will Sanders	Splitter	LF	2nd, 3rd	▼5	1	3-2	4-8	L, 8-5	100.3	376	23
69.	Brian O'Keefe (4)	June 6	IOWA	Jake Woodford	Sinker	LCF	Empty	▼5	0	3-1	3-1	L, 5-3 (7)	96.2	356	26
70.	Tyler Gentry (3)	June 6	IOWA	Tommy Romero	Splitter	RCF	3rd	▼2	2	2-1	3-5	W, 9-5 (7)	106.4	425	23
71.	Cam Devanney (12)	June 8	IOWA	Michael Fulmer	Sinker	LCF	2nd	▼3	2	2-0	2-3	L, 7-3	108.5	407	23
72.	Nick Pratto (3)	June 10	@ Toledo	Lael Lockhart (L)	Slider	RCF	2nd	▲3	2	0-1	7-5	W, 9-8	95.5	393	27
73.	Joey Wiemer (3)	June 10	@ Toledo	Matt Manning	Curveball	LCF	Empty	▲5	1	1-2	8-5	W, 9-8	104.1	434	25
74.	Luca Tresh (5)	June 11	@ Toledo	Troy Melton	4-Seam FB	CF	2nd	▲6	2	3-0	5-1	W, 6-1	103.3	415	31
75.	Dairon Blanco (1)	June 12	@ Toledo	Ryan Miller	Sweeper	LCF	Loaded	▲9	1	1-0	7-0	W, 7-0	104.9	387	29
76.	Cavan Biggio (1)	June 14	@ Toledo	Reese Olson	4-Seam FB	RCF	Empty	▲1	1	2-1	1-0	W, 6-2	105.4	402	30
77.	Dairon Blanco (2)	June 15	@ Toledo	Lael Lockhart (L)	4-Seam FB	LCF	Empty	▲1	1	1-1	1-0	W, 7-0	105.4	390	34
78.	Joey Wiemer (4)	June 15	@ Toledo	Lael Lockhart (L)	Slider	LCF	1st, 2nd	▲3	1	2-1	6-0	W, 7-0	108.2	405	26
79.	Tyler Gentry (4)	June 17	DURHAM	Cole Wilcox	Slider	LCF	Empty	▼7	1	0-2	1-7	L, 7-1	91.8	-	24
80.	Tyler Gentry (5)	June 18	DURHAM	Austin Vernon	4-Seam FB	LF	2nd	▼9	0	1-1	2-7	L, 7-2	95.5	378	39
81.	Joey Wiemer (5)	June 19	DURHAM	Joe Boyle	4-Seam FB	LCF	1st	▼2	1	2-2	2-4	L, 8-4	106.6	401	20
82.	Joey Wiemer (6)	June 19	DURHAM	Joe Boyle	Slider	CF	Empty	▼4	2	0-1	3-4	L, 8-4	101.9	419	28
83.	Cam Devanney (13)	June 20	DURHAM	Ian Seymour (L)	Changeup	LF	Empty	▼4	0	0-1	1-5	L, 12-3	97.5	-	38
84.	Cavan Biggio (2)	June 21	DURHAM	Logan Workman	4-Seam FB	LF	Empty	▼4	0	2-1	1-5	L, 8-7	87.1	319	42
85.	Diego Castillo (3)	June 21	DURHAM	Logan Workman	Changeup	LF	Empty	▼6	0	2-2	2-6	L, 8-7	95.2	338	40
86.	MJ Melendez (8)	June 21	DURHAM	Sean Hunley	Sinker	LF	2nd, 3rd	▼8	1	0-0	6-7	L, 8-7	99.2	-	39
87.	Luca Tresh (6)	June 21	DURHAM	Sean Hunley	Cutter	LF	Empty	▼8	1	0-0	7-7	L, 8-7	105.2	380	20
88.	Harold Castro (5)	June 22	DURHAM	Joe Rock (L)	4-Seam FB	LF	Empty	▼4	1	0-0	1-5	L, 7-6	87.3	342	39
89.	Cam Devanney (14)	June 22	DURHAM	Joe Rock (L)	4-Seam FB	LCF	2nd	▼4	2	0-2	6-5	L, 7-6	106.6	-	31
90.	Michael Massey (1)	June 24	@ Indianapolis	Kyle Nicolas	4-Seam FB	RF	Empty	▲8	0	2-1	1-9	L, 9-1	103.6	369	21
91.	Joey Wiemer (7)	June 25	@ Indianapolis	Randy Labaut (L)	Cutter	LCF	1st	▲6	0	1-1	2-5	W, 7-5 (10)	107.5	411	21
92.	Harold Castro (6)	June 25	@ Indianapolis	Ryder Ryan	4-Seam FB	RCF	2nd	▲8	2	2-2	5-5	W, 7-5 (10)	97.3	363	29
93.	Joey Wiemer (8)	June													

HR #	PLAYER (SEASON #)	GAME DATE	OPPONENT	PITCHER	PITCH TYPE	DIRECTION	ON BASE	INNING	OUTS	COUNT	SCORE	FINAL	DISTANCE	EXIT VELO	LAUNCH ANGLE
101.	Carter Jensen (3)	July 1	@ Iowa	Tommy Romero	Splitter	RF	2nd	▲6	2	0-0	5-4	W, 10-7	110.0	442	31
102.	Cam Devanney (16)	July 1	@ Iowa	Gavin Hollowell	Sweeper	CF	1st, 3rd	▲7	1	0-0	10-4	W, 10-7	103.6	406	28
103.	Carter Jensen (4)	July 2	@ Iowa	Keegan Thompson	4-Seam FB	CF	Empty	▲9	0	0-1	2-10	L, 10-6	102.7	416	25
104.	Cam Devanney (17)	July 3	@ Iowa	Connor Noland	Cutter	LCF	1st	▲1	1	1-0	2-0	L, 12-3	102.2	403	27
105.	Dairon Blanco (5)	July 4	IOWA	Chris Kachmar	Slider	LF	Empty	▼4	1	0-0	1-0	L, 7-2	101.7	-	30
106.	Carter Jensen (5)	July 4	IOWA	Gavin Hollowell	4-Seam FB	CF	Empty	▼6	1	2-0	2-4	L, 7-2	109.7	438	23
107.	Cam Devanney (18)	July 5	IOWA	Kenta Maeda	Splitter	LCF	Empty	▼6	0	0-0	3-1	W, 8-4	99.9	-	33
108.	Dairon Blanco (6)	July 6	IOWA	Ben Brown	-	LCF	Empty	▼4	1	1-1	1-7	L, 9-6	-	-	-
109.	Diego Castillo (4)	July 6	IOWA	Tommy Romero	4-Seam FB	LF	1st, 2nd	▼6	2	2-1	5-7	L, 9-6	94.3	-	30
110.	Carter Jensen (6)	July 8	TOLEDO	Wilkel Hernandez	Sinker	LCF	Empty	▼5	0	3-2	1-9	L, 12-8	106.2	396	29
111.	MJ Melendez (10)	July 8	TOLEDO	Tyler Owens	Slider	RF	Empty	▼6	0	0-1	2-10	L, 12-8	96.2	373	28
112.	Peyton Wilson (1)	July 8	TOLEDO	Beau Brieske	Sinker	CF	Empty	▼7	0	0-0	3-10	L, 12-8	102.2	409	36
113.	MJ Melendez (11)	July 8	TOLEDO	Beau Brieske	4-Seam FB	CF	1st	▼7	0	0-1	5-10	L, 12-8	105.6	445	27
114.	Peyton Wilson (2)	July 9	TOLEDO	Nick Margevicius (L)	4-Seam FB	LCF	Empty	▼4	0	1-0	3-1	W, 13-7	102.6	376	24
115.	Nick Pratto (4)	July 9	TOLEDO	Jordan Balazovic	Changeup	LF	1st	▼6	1	3-2	12-3	W, 13-7	90.4	337	45
116.	Joey Wiemer (9)	July 10	TOLEDO	PJ Poulin (L)	Sweeper	LF	Empty	▼7	0	1-1	2-2	L, 3-2	99.3	345	25
117.	Drew Waters (3)	July 13	TOLEDO	Wilkel Hernandez	Changeup	RCF	Empty	▼9	1	0-1	1-6	L, 6-1	100.6	389	27
118.	MJ Melendez (12)	July 18	@ Buffalo	Hayden Juenger	Changeup	CF	Empty	▲8	0	1-1	7-3	W, 7-3	106.9	395	36
119.	MJ Melendez (13)	July 20	@ Buffalo	Adam Kloffenstein	Sinker	CF	Empty	▲1	0	3-2	1-0	W, 8-6	100.4	380	29
120.	Carter Jensen (7)	July 20	@ Buffalo	Adam Kloffenstein	Cutter	RF	Empty	▲3	0	0-0	3-0	W, 8-6	109.4	436	32
121.	Cavan Biggio (4)	July 22	@ Syracuse	Ty Adcock	Cutter	RF	2nd	▲9	2	3-2	3-4	L, 4-3	99.6	374	29
122.	Carter Jensen (8)	July 26	@ Syracuse	Ty Adcock	Cutter	CF	Empty	▲7	0	1-0	3-5	L, 6-3	103.4	402	25
123.	Michael Massey (2)	July 29	LOUISVILLE	Hunter Greene	Splitter	RF	Empty	▼1	0	0-1	1-1	W, 5-2	101.6	382	26
124.	Harold Castro (7)	July 29	LOUISVILLE	Hunter Greene	Slider	LF	Empty	▼2	0	0-2	2-1	W, 5-2	92.5	363	34
125.	Harold Castro (8)	July 30	LOUISVILLE	Brian Van Belle	Changeup	RCF	2nd, 3rd	▼3	1	2-1	4-0	W, 4-2	98.8	-	36
126.	Tyler Gentry (6)	July 31	LOUISVILLE	Buck Farmer	Slider	LF	Empty	▼9	1	1-2	2-14	L, 14-2	92.9	346	26
127.	Tyler Gentry (7)	August 1	LOUISVILLE	Jose Franco	Curveball	LF	1st	▼2	1	1-2	2-1	W, 7-3	99.2	-	37
128.	Harold Castro (9)	August 1	LOUISVILLE	Hunter Parks	4-Seam FB	LCF	Empty	▼4	0	2-0	3-1	W, 7-3	98.3	-	39
129.	Rudy Martin (1)	August 1	LOUISVILLE	Lenny Torres Jr.	Sinker	RF	Empty	▼7	0	0-0	6-1	W, 7-3	101.4	365	34
130.	Harold Castro (10)	August 5	@ Indianapolis	Bubba Chandler	4-Seam FB	RF	Empty	▲2	0	0-2	1-0	W, 7-6 (10)	92.6	339	30
131.	Nick Pratto (5)	August 6	@ Indianapolis	Drake Fellows	Curveball	RF	Empty	▲3	0	2-2	1-1	W, 5-4	103.8	403	33
132.	Isan Diaz (1)	August 8	@ Indianapolis	Thomas Harrington	4-Seam FB	RCF	2nd	▲5	2	3-2	2-0	W, 2-1	103.8	373	23
133.	Bobby Dalbec (1)	August 9	@ Indianapolis	Nick Dombkowski (L)	Slider	CF	2nd	▲6	1	2-2	4-2	W, 10-4	107.3	433	25
134.	Carter Jensen (9)	August 9	@ Indianapolis	Beau Burrows	Slider	RF	Empty	▲9	1	1-1	10-4	W, 10-4	109.1	383	24
135.	Luca Tresh (7)	August 12	ST. PAUL	Taj Bradley	4-Seam FB	LF	1st, 3rd	▼3	0	3-2	3-1	W, 8-7	99.1	365	34
136.	Mark Canha (1)	August 13	ST. PAUL	Kendry Rojas (L)	Sinker	LF	Empty	▼1	2	1-0	1-0	L, 8-3	99.6	380	24
137.	Drew Waters (4)	August 14	ST. PAUL	Marco Raya	Curveball	LF	2nd	▼2	0	1-0	2-4	L, 14-5	92.0	351	36
138.	Harold Castro (11)	August 14	ST. PAUL	Marco Raya	Sinker	LCF	Empty	▼3	0	1-0	3-4	L, 14-5	93.7	364	38
139.	Bobby Dalbec (2)	August 14	ST. PAUL	Génesis Cabrera (L)	4-Seam FB	CF	Empty	▼9	0	1-0	5-14	L, 14-5	105.3	419	31
140.	Jac Caglianone (7)	August 15	ST. PAUL	Andrew Morris	Sweeper	RF	Empty	▼4	0	2-2	1-5	L, 10-2	107.1	-	38
141.	Harold Castro (12)	August 15	ST. PAUL	Trent Baker	Changeup	LCF	Empty	▼9	1	0-1	2-10	L, 10-2	93.7	357	34
142.	Carter Jensen (10)	August 16	ST. PAUL	Mick Abel	4-Seam FB	RCF	2nd	▼5	0	3-2	2-2	W, 4-3	109.4	386	27
143.	Jac Caglianone (8)	August 17	ST. PAUL	Taj Bradley	4-Seam FB	CF	Empty	▼1	2	0-1	1-1	W, 12-11	103.7	-	33
144.	Nick Pratto (6)	August 17	ST. PAUL	Taj Bradley	4-Seam FB	RF	Empty	▼4	1	2-1	5-5	W, 12-11	98.8	386	28
145.	Harold Castro (13)	August 17	ST. PAUL	Noah Davis	Sinker	RF	Empty	▼4	2	1-1	6-5	W, 12-11	96.3	361	33
146.	Peyton Wilson (3)	August 17	ST. PAUL	Noah Davis	Cutter	CF	1st	▼5	2	2-0	8-8	W, 12-11	99.2	413	31
147.	Harold Castro (14)	August 17	ST. PAUL	Christian MacLeod (L)	4-Seam FB	RCF	1st	▼8	1	1-0	10-11	W, 12-11	106.2	-	32
148.	Carter Jensen (11)	August 17	ST. PAUL	Trent Baker	Sinker	LF	2nd	▼8	1	3-2	12-11	W, 12-11	95.3	-	44
149.	Bobby Dalbec (3)	August 19	@ Columbus	Aaron Davenport	4-Seam FB	CF	2nd, 3rd	▲1	2	3-0	4-0	W, 9-4	102.9	400	38
150.	Isan Diaz (2)	August 19	@ Columbus	Aaron Davenport	Curveball	LCF	Empty	▲2	0	1-1	5-0	W, 9-4	100.3	387	27
151.	Harold Castro (15)	August 19	@ Columbus	Aaron Davenport	Changeup	RCF	Empty	▲2	1	1-1	6-0	W, 9-4	97.5	344	33
152.	Jac Caglianone (9)	August 19	@ Columbus	Bradley Hanner	Sinker	LF	1st	▲7	0	3-1	9-2	W, 9-4	99.0	367	35
153.	MJ Melendez (14)	August 20	@ Columbus	Austin Peterson	Cutter	CF	1st	▲5	0	0-1	3-0	W, 6-5	104.9	419	28
154.	Bobby Dalbec (4)	August 21	@ Columbus	Joey Cantillo (L)	Changeup	LF	Empty	▲2	1	1-2	1-2	L, 9-5	108.7	384	29
155.	Bobby Dalbec (5)	August 21	@ Columbus	Joey Cantillo (L)	4-Seam FB	RF	Empty	▲4	2	1-0	2-4	L, 9-5	105.5	382	27
156.	Michael Massey (3)	August 21	@ Columbus	Zak Kent	Sinker	RCF	Empty	▲9	2	3-2	5-9	L, 9-5	101.2	349	28
157.	Isan Diaz (3)	August 22	@ Columbus	Trevor Stephan	4-Seam FB	LCF	2nd	▲8	2	0-0	5-4	W, 5-4	98.1	364	39
158.	MJ Melendez (15)	August 23	@ Columbus	Will Dion (L)	4-Seam FB	RCF	Empty	▲1	0	0-0	1-0	W, 23-7	110.8	399	20
159.	Jac Caglianone (10)	August 23	@ Columbus	Will Dion (L)	4-Seam FB	LF	1st	▲1	0	0-1	3-0	W, 23-7	95.1	353	39
160.	Harold Castro (16)	August 23	@ Columbus	Will Dion (L)	4-Seam FB	LCF	Empty	▲1	2	0-2	4-0	W, 23-7	99.5	357	27
161.	Michael Massey (4)	August 23	@ Columbus	Will Dion (L)	Sinker	RCF	1st	▲2	2	0-0	6-1	W, 23-7	102.6	403	32
162.	Drew Waters (5)	August 23	@ Columbus	Will Dion (L)	Slider	LCF	1st	▲3	1	1-2	9-2	W, 23-7	107.7	442	27
163.	Drew Waters (6)	August 23	@ Columbus	Ross Carver	Sinker	CF	1st, 2nd	▲6	0	3-1	16-2	W, 23-7	107.7	445	29
164.	Isan Diaz (4)	August 23	@ Columbus	Ross Carver	Slider	RCF	Empty	▲6	1	0-0	17-2	W, 23-7	109.1	392	24
165.	MJ Melendez (16)	August 23	@ Columbus	Ross Carver	4-Seam FB	LCF	Empty	▲6	1	0-0	18-2	W, 23-7	100.2	396	30
166.	Harold Castro (17)	August 23	@ Columbus	Tommy Mace	4-Seam FB	RF	Empty	▲7	0	2-2	20-2	W, 23-7	105.2	399	26
167.	Bobby Dalbec (6)	August 23	@ Columbus	Tommy Mace	Slider	LCF	1st	▲7	0	0-0	22-2	W, 23-7	105.0	-	41
168.	Luca Tresh (8)	August 24	@ Columbus	Aaron Davenport	Slider	LCF	Empty	▲2	1	2-0	1-0	W, 7-3	101.2	384	40
169.	Carter Jensen (12)	August 26	LEHIGH VALLEY	Mitch Neunborn	4-Seam FB	LCF	1st, 2nd	▼1	1	1-2	3-3	W, 11-9	101.5	376	21
170.	Carter Jensen (13)	August 26	LEHIGH VALLEY	Lucas Sims	Cutter	LCF	3rd	▼6	1	1-1	7-6	W, 11-9	100.5	388	34
171.	Isan Diaz (5)	August 27	LEHIGH VALLEY	Ryan Cusick	4-Seam FB	RF	Empty	▼2	1	3-2	2-0	L, 15-3	105.2	388	25
172.	Bobby Dalbec (7)	August 27	LEHIGH VALLEY	Jacob Waguespack	Cutter	LCF	Empty	▼6	1	2-1	3-15	L, 15-3	109.1	430	28
173.	Isan Diaz (6)	August 28	LEHIGH VALLEY	Andrew Painter	4-Seam FB	CF	2nd	▼2	2	2-0	3-2	L, 10-7	103.6	412	28
174.	Carter Jensen (14)	August 29	LEHIGH VALLEY	Lucas Sims	Cutter	RCF	Empty	▼6	1	0-0	4-4	L, 11-4	103.2	408	23
175.	Jac Caglianone (11)	August 30	LEHIGH VALLEY	Alan Rangel	Changeup	RCF	2nd, 3rd	▼3	0	1-2	3-6	L, 7-6 (5)	107.8	451	28
176.	Drew Waters (7)	August 30	LEHIGH VALLEY	Alan Rangel	Changeup	RF	1st	▼3	0	0-0	5-6	L, 7-6 (5)	92.8	-	37
177.	Harold Castro (18)	August 30	LEHIGH VALLEY	Alan Rangel	Changeup	CF	Empty	▼3	0	0-1	6-6	L, 7-6 (5)	100.7	417	30
178.	Isan Diaz (7)	September 3	@ Iowa	Jordan Wicks (L)	4-Seam FB	CF	Empty	▲2	1	3-2	1-1	L, 4-3	101.9	396	31
179.	Harold Castro (19)	September 4	@ Iowa	Jameson Taillon	Cutter	CF	2nd	▲1	1	3-1	2-0	L, 4-3	101.4	435	33
180.	Tyler Gentry (8)	September 4	@ Iowa	Jameson Taillon	4-Seam FB	LF	Empty	▲4	2	2-0	3-0	L, 4-3	92.3	303	34
181.	MJ Melendez (17)	September 5	@ Iowa	Chris Kachmar	Cutter	RF	Empty	▲3	0	0-0	3-3	L, 12-11	107.9	437	32
182.	Harold Castro (20)	September 5	@ Iowa	Ryan Brasier	Cutter	RF	Empty	▲6	1	0-0	9-10	L, 12-11	101.1	397	34
183.	Bobby Dalbec (8)	September 5	@ Iowa	Gavin Hollowell	Sweeper	LCF	Empty	▲9	0	0-0	11-11	L, 12-11	110.4	383	24
184.	Harold Castro (21)	September 6	@ Iowa	Jaxon Wiggins	4-Seam FB	RCF	Empty	▲1	2	2-1	1-0	L, 5-3	104.6	407	31
185.	Tyler Gentry (9)	September 9	CHARLOTTE	Mike Clevinger	4-Seam FB	LF	Empty	▼3	1	0-2	1-1	W, 7-1	99.1	342	49
186.	Dairon Blanco (7)	September 9	CHARLOTTE	Mike Clevinger	4-Seam FB	LCF	1st	▼5	1	0-0	4-1	W, 7-1	107.9	-	33
187.	Luca Tresh (9)	September 9	CHARLOTTE	Tommy Vail (L)	4-Seam FB	LCF	Empty	▼8	0	0-0	7-1	W, 7-1	101.4	-	35
188.	Nick Pratto (7)	September 10	CHARLOTTE	Jonathan Cannon	Sweeper	RCF	Empty	▼3	0	0-2	2-2	W, 3-2	105.9	406	26
189.	MJ Melendez (18)	September 10	CHARLOTTE	Garrett Schoenle (L)	Slider	RF	Empty	▼8	0	3-2	3-2	W, 3-2	100.9	369	36
190.	MJ Melendez (19)	September 11	CHARLOTTE	Owen White	Cutter	LCF	Empty	▼3	0	0-0	1-1	W, 11-3	98.9	-	37
191.	Diego Castillo (5)	September 11	CHARLOTTE	Cam Booser (L)	Cutter	LF	Empty	▼7	0	1-0	9-3	W, 11-3	93.3	3	



### AFTER-INNING RECORDS

#### LEADING TRAILING TIED

AFTER 1 INNING	19 - 14	13 - 30	30 - 41
AFTER 2 INNINGS	28 - 11	16 - 46	18 - 28
AFTER 3 INNINGS	36 - 7	11 - 56	15 - 22
AFTER 4 INNINGS	35 - 8	14 - 62	13 - 15
AFTER 5 INNINGS	39 - 8	12 - 65	11 - 12
AFTER 6 INNINGS	47 - 6	10 - 69	4 - 9
AFTER 7 INNINGS	47 - 6	10 - 68	3 - 5
AFTER 8 INNINGS	56 - 4	2 - 72	2 - 3

TOTAL INNINGS...	LEADING	TRAILING	TIED
432 (32.9%)	640 (48.8%)	240 (18.3%)	

### OMAHA BIG INNINGS

#### DATE INNING RUNS

1. April 18 vs. Norfolk	▼ 6	8
2. August 23 @ Columbus	▲ 6	7
June 10 @ Toledo	▲ 3	7
4. August 30 vs. Lehigh Valley	▼ 3	6
July 9 vs. Toledo	▼ 4	6
July 8 vs. Toledo	▼ 7	6
June 22 vs. Durham	▼ 4	6
May 15 vs. Columbus	▼ 6	6
May 8 @ Louisville	▲ 6	6

### MULTI-RUN INNINGS

#### 2 3 4 5 6 7 8 9+ TOTAL

CHASERS	102	40	30	10	6	2	1	-	191
OPPONENTS	100	57	32	9	7	1	-	3	209

### RECORD BY RUNS SCORED/ALLOWED

#### RUNS SCORED ALLOWED

0 RUNS	5 - 0	0 - 11
1 RUN	8 - 2	0 - 10
2 RUNS	2 - 16	8 - 3
3 RUNS	2 - 15	13 - 9
4 RUNS	3 - 8	5 - 9
5 RUNS	9 - 8	7 - 4
6 RUNS	7 - 6	4 - 9
7 RUNS	11 - 3	7 - 11
8 RUNS	8 - 4	3 - 8
9 RUNS	8 - 0	1 - 11
10 RUNS	4 - 2	0 - 3
11 RUNS	2 - 2	1 - 3
12 RUNS	3 - 0	0 - 6
13 + RUNS	3 - 0	0 - 7

### RECORD BY MARGIN OF VICTORY/DEFEAT

#### RUNS SCORED

1 RUN	13 - 23
2 RUNS	14 - 12
3 RUNS	7 - 10
4 RUNS	7 - 14
5 RUNS	7 - 5
6 RUNS	6 - 4
7 RUNS	3 - 2
8 RUNS	1 - 4
9 RUNS	2 - 6
10+ RUNS	2 - 5

### SCORE BY INNINGS

REGULAR SEASON	1	2	3	4	5	6	7	8	9	10	11	12	13	TOTAL
STORM CHASERS	80	60	88	87	84	140	73	89	46	9	1	1	1	759
OPPONENTS	105	113	82	136	86	104	82	75	65	9	1	1	2	861
Difference	-25	-53	6	-48	-2	37	-9	14	-19	0	0	0	-1	-100

### SCORE BY INNINGS VS. OPPONENT

VS. BUFFALO	1	2	3	4	5	6	7	8	9	TOTAL				
STORM CHASERS	4	1	1	4	0	0	2	3	2	17				
BISONS	0	0	1	1	1	2	3	3	1	12				
vs. Buffalo Difference	4	1	0	3	-1	-2	-1	0	1	5				
VS. CHARLOTTE	1	2	3	4	5	6	7	8	9	TOTAL				
STORM CHASERS	0	1	3	1	9	10	5	10	0	39				
KNIGHTS	5	0	1	6	0	4	1	1	0	18				
vs. Charlotte Difference	-5	1	2	-5	9	6	4	9	0	21				
VS. COLUMBUS	1	2	3	4	5	6	7	8	9	10	TOTAL			
STORM CHASERS	14	10	10	7	8	35	14	16	7	0	121			
CLIPPERS	5	14	3	15	19	14	11	9	17	3	110			
vs. Columbus Difference	9	-4	7	-8	-11	21	3	7	-10	-3	11			
VS. DURHAM	1	2	3	4	5	6	7	8	9	TOTAL				
STORM CHASERS	0	2	0	9	2	3	1	4	2	23				
BULLS	11	2	5	8	4	0	11	7	1	49				
vs. Durham Difference	-11	0	-5	1	-2	3	-10	-3	1	-26				
VS. INDIANAPOLIS	1	2	3	4	5	6	7	8	9	10	TOTAL			
STORM CHASERS	10	4	10	8	4	16	17	15	4	3	91			
INDIANS	15	10	7	14	8	11	10	7	1	0	83			
vs. Indianapolis Difference	-5	-6	3	-6	-4	5	7	8	3	3	8			
VS. IOWA	1	2	3	4	5	6	7	8	9	TOTAL				
STORM CHASERS	12	7	8	11	15	18	8	11	8	98				
CUBS	13	21	17	27	17	17	9	11	7	139				
vs. Iowa Difference	-1	-14	-9	-16	-2	1	-1	0	1	-41				
VS. LEHIGH VALLEY	1	2	3	4	5	6	7	8	9	TOTAL				
STORM CHASERS	4	6	7	2	0	7	0	5	0	31				
IRONPIGS	6	9	4	7	3	9	7	4	3	52				
vs. Lehigh Valley Difference	-2	-3	3	-5	-3	-2	-7	1	-3	-21				
VS. LOUISVILLE	1	2	3	4	5	6	7	8	9	10	TOTAL			
STORM CHASERS	13	9	14	10	12	13	4	2	3	2	82			
BATS	13	5	4	13	4	14	2	11	14	4	84			
vs. Louisville Difference	0	4	10	-3	8	-1	2	-9	-11	-2	-2			
VS. NORFOLK	1	2	3	4	5	6	7	8	9	TOTAL				
STORM CHASERS	0	3	1	1	3	12	0	10	0	30				
TIDES	7	10	5	4	5	1	4	1	7	44				
vs. Norfolk Difference	-7	-7	-4	-3	-2	11	-4	9	-7	-14				
VS. SALT LAKE	1	2	3	4	5	6	7	8	9	10	TOTAL			
STORM CHASERS	0	2	4	5	3	6	0	5	0	0	25			
BEEES	5	6	4	9	3	5	10	2	4	1	49			
vs. Salt Lake Difference	-5	-4	0	-4	0	1	-10	3	-4	-1	-24			
VS. ST. PAUL	1	2	3	4	5	6	7	8	9	TOTAL				
STORM CHASERS	7	9	11	17	17	6	4	10	7	88				
SAINTS	13	12	19	24	11	15	2	9	5	110				
vs. St. Paul Difference	-6	-3	-8	-7	6	-9	2	1	2	-22				
VS. SYRACUSE	1	2	3	4	5	6	7	8	9	TOTAL				
STORM CHASERS	1	2	5	1	0	3	1	0	2	15				
METS	4	10	5	2	2	6	0	3	2	34				
vs. Syracuse Difference	-3	-8	0	-1	-2	-3	1	-3	0	-19				
VS. TOLEDO	1	2	3	4	5	6	7	8	9	10	11	12	13	TOTAL
STORM CHASERS	8	2	17	13	7	11	14	1	7	1	1	1	1	84
MUD HENS	8	14	7	6	9	6	12	7	3	1	1	1	2	77
vs. Toledo Difference	0	-12	10	7	-2	5	2	-6	4	0	0	0	-1	7

## CYCLE TRACKER (2 FOR, 1 AGAINST)

PLAYER	GAME	SINGLE	DOUBLE	TRIPLE	HOME RUN
Drew Waters	April 2 vs. Louisville	1st Inning, off Chase Petty	8th Inning, off Luis Mey	3rd Inning, off Chase Petty	4th Inning, off Lyon Richardson
George Valera	August 22 @ Columbus	8th inning, off Joey Krehbiel	4th inning, off Beck Way	2nd inning, off Stephen Nogosek	6th inning, off Brandon Johnson
MJ Melendez	September 11 vs. Charlotte	5th Inning, off Evan McKendry	7th Inning, off Cam Booser	1st Inning, off Owen White	3rd Inning, off Owen White

*Bold Indicates Omaha player hitting for the cycle*

## EXTRA-INNING GAMES (3 WINS, 3 LOSSES)

GAME #	DATE	OPPONENT	FINAL SCORE (INNINGS)	WIN	LOSS	SAVE	EXTRA-INNING SCORING
8	April 6	vs. Louisville	L, 7-5 (10)	Lyon Richardson	Austin Cox	-	Louisville scores 4 in 10th, Omaha scores 2
20	April 22	@ Toledo	L, 9-8 (13)	Riley Unroe	Ryan Hendrix	-	Both score 1 in 10th-12th, Omaha scores 1 in 13th, Toledo scores 2
<b>49</b>	<b>May 25</b>	<b>@ Salt Lake</b>	<b>W, 5-3 (10)</b>	<b>Andrew Hoffmann</b>	<b>Buck Farmer</b>	-	<b>Omaha scores 3 in 10th, Salt Lake scores 1</b>
<b>76</b>	<b>June 25</b>	<b>@ Indianapolis</b>	<b>W, 7-5 (10)</b>	<b>Andrew Hoffmann</b>	<b>Cam Sanders</b>	<b>Evan Sisk</b>	<b>Omaha scores 2 in 10th</b>
<b>108</b>	<b>August 5</b>	<b>@ Indianapolis</b>	<b>W, 7-6 (10)</b>	<b>Jonathan Bowlan</b>	<b>Eddy Yean</b>	<b>Brandon Johnson</b>	<b>Omaha scores 1 in 10th</b>
146	September 19	@ Columbus	L, 7-4 (10)	Bradley Hanner	Jacob Wallace	-	Columbus scores 1 in 10th

*Bold Indicates Omaha Extra-Inning Win*

## WALK-OFF TRACKER (4 FOR, 7 AGAINST)

GAME #	DATE	OPPONENT	FINAL (INNING)	PLAYER	WINNING RUN	PITCHER	HOW	OUTS	COUNT
<b>5</b>	<b>April 3</b>	<b>vs. Louisville</b>	<b>W, 5-3 (9)</b>	<b>Cam Devanney</b>	<b>Harold Castro</b>	<b>Alan Busenitz</b>	<b>2-Run Home Run to LCF</b>	<b>2</b>	<b>0-2</b>
20	April 22	@ Toledo	L, 9-8 (13)	Riley Unroe	Brian Serven	Ryan Hendrix	Bases Loaded Walk	2	3-2
22	April 24	@ Toledo	L, 4-3 (9)	Jahmai Jones	Brian Serven	Junior Fernandez	Single to CF	2	0-0
37	May 11	@ Louisville	L, 4-3 (9)	Blake Dunn	Levi Jordan	Evan Sisk	Fielding Error (E3)	2	2-0
<b>41</b>	<b>May 16</b>	<b>vs. Columbus</b>	<b>W, 9-7 (9)</b>	<b>MJ Melendez</b>	<b>Cam Devanney</b>	<b>Andrew Misiaszek</b>	<b>2-Run Home Run to RF</b>	<b>0</b>	<b>0-2</b>
47	May 23	@ Salt Lake	L, 11-10 (9)	Yolmer Sánchez	Tucker Flint	Andrew Hoffmann	Single to CF	2	2-2
101	July 27	@ Syracuse	L, 2-1 (9)	Luis De Los Santos	Luis De Los Santos	Michael Fulmer	2-Run Home Run to CF	1	3-2
<b>114</b>	<b>August 12</b>	<b>vs. St. Paul</b>	<b>W, 8-7 (9)</b>	<b>Harold Castro</b>	<b>Peyton Wilson</b>	<b>Jarret Whorff</b>	<b>Single to RCF</b>	<b>2</b>	<b>1-2</b>
<b>118</b>	<b>August 16</b>	<b>vs. St. Paul</b>	<b>W, 4-3 (9)</b>	<b>Bobby Dalbec</b>	<b>Jac Caglianone</b>	<b>Cory Lewis</b>	<b>2-Run Single to LCF</b>	<b>1</b>	<b>1-2</b>
134	September 5	@ Iowa	L, 12-11 (9)	Hayden Cantrelle	Chase Strumpf	Geoff Hartlieb	Double to RF	2	0-0
146	September 19	@ Columbus	L, 7-4 (10)	Will Wilson	Kahlil Watson	Jacob Wallace	3-Run Home Run to LF	1	0-1

*Bold Indicates Omaha Walk-Off Win*

## STORM CHASERS EJECTIONS (5)

GAME	INNING	WHO (POSITION) / # IN 2025	WHY	UMPIRE (POSITION)
1. April 11 @ St. Paul	▼ 7	Mike Jirschele (Manager) / 1st	Double play call at 1st base	Louie Krupa (1st Base / CC)
2. April 26 @ Toledo [G1]	▲ 6	Nick Pratto (First Base) / 1st	Double play call at 1st base	Ty Krauss (1st Base)
3. April 27 @ Toledo	▼ 5	Mike Jirschele (Manager) / 2nd	Check swing	David Arrieta (Home Plate / CC)
4. June 21 vs. Durham	▼ 6	Mike Jirschele (Manager) / 3rd	Out call at 1st base	Steven Rios Jr. (Home Plate)
5. September 3 @ Iowa	▲ 6	MJ Melendez (Left Field) / 1st	Arguing after at-bat/strikeout	Harley Acosta (Home Plate)

## STORM CHASERS DOUBLEHEADERS (3)

GAME	GAME 1 SCORE	GAME 2 SCORE	GAME BEING MADE UP
1. April 26 @ Toledo	L, 3-1 (7)	L, 4-1 (7)	April 25 Postponement (Inclement weather)
2. June 4 vs. Iowa	L, 1-0 (7)	L, 4-0 (7)	March 30 Postponement @ IOW (Inclement weather)
3. June 6 vs. Iowa	L, 5-3 (7)	W, 9-5 (7)	June 3 Postponement (Inclement weather)

## WEATHER DELAYS (4)

GAME	SCORE	DELAY	REASON
1. April 17 vs. Norfolk	W, 4-2	1:29, after the 1st inning	Inclement Weather
2. June 13 @ Toledo	W, 2-0 (5)	0:30, after the 5th inning	Inclement Weather
3. August 19 @ Columbus	W, 9-4	0:57, before first pitch	Inclement Weather
4. August 30 vs. Lehigh Valley	L, 7-6 (5)	0:25, after the 5th inning	Inclement Weather

## CANCELED/POSTPONED GAMES (5)

GAME	REASON	MADE UP
1. March 30 @ Iowa	Inclement Weather	June 4 (in Omaha, split doubleheader)
2. April 20 vs. Norfolk	Rain	Canceled (not made up)
3. April 25 @ Toledo	Rain	April 26 (in Toledo, traditional doubleheader)
4. June 3 vs. Iowa	Rain	June 6 (in Omaha, traditional doubleheader)
5. August 31 vs. Lehigh Valley	Rain	Canceled (not made up)

### PITCHING

vs. Left-Handed Starter.....	20-24
vs. Right-Handed Starter.....	42-62
WITH Left-Handed Starter.....	17-17
WITH Right-Handed Starter.....	45-69
0-4 strikeouts.....	1-7
5-9 strikeouts.....	35-49
10+ strikeouts.....	26-30
0 runs of support.....	5-39
1-2 runs of support.....	18-29
3-4 runs of support.....	16-14
5-9 runs of support.....	19-4
10+ runs of support.....	4-0
Bullpen Games.....	10-9
Starter goes less than 4.0 Innings.....	18-38
Starter goes 4.0/4.1/4.2 Innings.....	8-17
Starter goes 5.0/5.1/5.2 Innings.....	20-23
Starter goes 6.0+ Innings.....	16-8

### SCORING

1-Run Games.....	13-23
2-Run Games.....	14-13
3-4-Run Games.....	14-24
5+ Run Games.....	21-26
Extra Innings.....	3-3
Shutouts.....	5-11
Doubleheaders.....	1-5 (0 SWEEP, 1 SPLIT, 2 SWEPT)
Scoring 0-2 Runs.....	2-38
3-5 Runs.....	14-32
6-9 Runs.....	34-12
10+ Runs.....	12-4
Opponent 0-2 Runs.....	22-5
3-5 Runs.....	24-22
6-9 Runs.....	15-40
10+ Runs.....	1-19
Scored in 1st Inning.....	26-20
Opponent scored in 1st.....	22-34
Scores first.....	37-22
Opponent scores first.....	25-64

### HITTING

Omaha 0-5 hits.....	2-30
6-9 hits.....	22-43
10+ hits.....	38-13
Opponent 0-5 hits.....	14-8
6-9 hits.....	34-29
10+ hits.....	14-49
Out-hit opponent.....	49-10
Out-hit by opponent.....	8-69
Hits are tied.....	5-7
Hit 0 home runs.....	9-34
1 home run.....	26-29
2 home runs.....	15-13
3+ home runs.....	12-10
Opponent hit 0 home runs.....	26-25
1 home run.....	20-25
2 home runs.....	14-28
3+ home runs.....	2-8
Leave 0-5 runners on base.....	16-25
6-9 on base.....	36-49
10+ on base.....	10-12
Opponent leaves 0-5 runners on base.....	20-17
6-9 on base.....	31-45
10+ on base.....	11-24
Steals 0 bases.....	22-47
1 base.....	15-23
2 bases.....	15-5
3+ bases.....	10-11
Opponent steals 0 bases.....	30-21
1 base.....	15-27
2 bases.....	10-22
3+ bases.....	7-16

### FIELDING

Turned 0 double plays.....	31-41
1 double play.....	18-29
2 double plays.....	7-13
3+ double plays.....	6-3
Made 0 errors.....	35-39
1 error.....	20-32
2 errors.....	6-9
3+ errors.....	1-6
Opponent made 0 errors.....	31-44
1 error.....	21-29
2 errors.....	8-12
3+ errors.....	2-1

### INDIVIDUAL BATTING

SPLIT	#, PLAYER, GAME
Most At-Bats	6, 17x, last: MJ Melendez, 9/11 vs. CLT
Most Plate Appearances	7, 3x, last: Jac Caglianone, 8/23 @ COL
Most Runs	4, 2x, last: Harold Castro, 8/23 @ COL
Most Hits	4, 11x, last: Luca Tresh, 9/20 @ COL
Most Doubles	2, 23x, last: MJ Melendez, 9/13 vs. CLT
Most Triples	1, 26x, last: MJ Melendez, 9/11 vs. CLT
Most Extra-Base Hits	4, MJ Melendez, 8/23 @ COL
Most Home Runs	2, 14x, last: Carter Jensen, 8/26 vs. LHV
Most Total Bases	12, MJ Melendez, 8/23 @ COL
Most RBI	6, Drew Waters, 8/23 @ COL
Most Stolen Bases	3, Joey Wiemer, 4/8 @ STP
Most Caught Stealing	1, 32x, last: MJ Melendez, 9/17 @ COL
Most Walks	3, 12x, last: Kyle Hayes, 9/13 vs. CLT
Most Hit-By-Pitch	1, 51x, last: Bobby Dalbec, 9/17 @ COL
Most Strikeouts	4, 7x, last: Drew Waters, 9/4 @ IOW
Most Sac Hits	1, 28x, last: Drew Waters, 9/18 @ COL
Most Sac Flies	2, 2x, last: Kyle Hayes, 9/18 @ COL
Most GDP	1, 51x, last: Diego Castillo, 9/18 @ COL
Most Left On Base	10, Drew Waters, 9/11 vs. CLT

### TEAM BATTING

SPLIT	#, GAME
Most At-Bats, Game	51, 8/23 @ COL
Most Plate Appearances, Game	58, 8/23 @ COL
Most Runs, Game	23, 8/23 @ COL
Most Runs, Inning	8, 4/18 vs. NOR
Most Hits, Game	24, 8/23 @ COL
Most Hits, Inning	8, 4/18 vs. NOR
Fewest Hits, Game	1, 6/4 @ IOW
Most Doubles, Game	6, 9/12 vs. CLT
Most Triples, Game	2, 2x, last: 8/9 @ IND
Most Extra-Base Hits, Game	13, 8/23 @ COL
Most Home Runs, Game	10, 8/23 @ COL
Most Home Runs, Inning	3, 4x, last: 8/30 vs. LHV
Most Total Bases, Game	57, 8/23 @ COL
Most RBI, Game	23, 8/23 @ COL
Most Stolen Bases, Game	8, 5/18 vs. COL
Most Caught Stealing, Game	1, 32x, last: 9/17 @ COL
Most Walks, Game	10, 2x, last: 7/8 vs. TOL
Most Hit-By-Pitch, Game	4, 8/29 vs. LHV
Most Strikeouts, Game	17, 9/4 @ IOW
Most Sac Hits, Game	2, 4x, last: 9/18 @ COL
Most Sac Flies, Game	2, 6x, last: 9/18 @ COL
Most GDP, Game	3, 8/8 @ IND
Most Left On Base, Game	14, 8/29 vs. LHV

### TEAM & INDIVIDUAL STREAKS

SPLIT	#, GAME
Longest Home Run Streak	17, 8/12-8/30
Longest Winning Streak	6, 6/10-6/15
Longest Losing Streak	10, 8/27-9/7
Longest Hitting Streak	16, John Rave, 5/3-5/21
Longest Home Run Streak	4, 3x, last: Harold Castro, 8/14-8/19
Longest On-Base Streak	20, Nick Loftin, 3/28-4/22

### INDIVIDUAL PITCHING

SPLIT	#, PLAYER, GAME
Most Innings Pitched	70, 3x, last: Thomas Hatch, 7/5 vs. IOW
Most Runs Allowed	11, Chandler Champlain, 5/24 @ SL
Most Hits Allowed	11, Chandler Champlain, 6/19 vs. DUR
Fewest Hits Allowed, Complete Game	2, Chandler Champlain, 6/13 @ TOL
Most Earned Runs Allowed	9, Chandler Champlain, 5/24 @ SL
Most Home Runs Allowed	4, Shane Panzini, 8/28 vs. LHV
Most Walks Allowed	6, Stephen Kolek, 8/15 vs. STP
Most Hit-By-Pitch	2, 6x, last: Spencer Turnbull, 9/16 @ COL
Most Strikeouts, Reliever	6, 3x, last: Ryan Hendrix, 6/5 vs. IOW
Most Strikeouts	11, Luinder Avila, 4/1 vs. LOU

### TEAM PITCHING

SPLIT	#, GAME
Most Innings Pitched, Game	12.2, 4/22 @ TOL
Most Runs Allowed, Game	15, 2x, last: 8/27 vs. LHV
Most Runs Allowed, Inning	9, 3x, last: 9/2 @ IOW
Fewest Runs Allowed, Game	0, 5x, last: 6/15 @ TOL
Most Hits Allowed, Game	18, 7/8 vs. TOL
Most Hits Allowed, Inning	9, 5/24 @ SL
Fewest Hits Allowed, Game	2, 4x, last: 6/15 @ TOL
Most Earned Runs Allowed, Game	15, 8/27 vs. LHV
Most Doubles Allowed, Game	7, 6/19 vs. DUR
Most Triples Allowed, Game	3, 7/10 vs. TOL
Most Home Runs Allowed, Game	6, 8/28 vs. LHV
Most Stolen Bases Allowed, Game	8, 4/22 @ TOL
Most Walks Allowed, Game	13, 5/15 vs. COL
Fewest Walks Allowed, Game	0, 2x, last: 5/10 @ LOU
Most Hit-By-Pitch, Game	3, 8/15 vs. STP
Most Strikeouts, Game	17, 4/22 @ TOL

### TEAM MISC

SPLIT	#, GAME
Longest Game, Innings	13, 4/22 @ TOL
Longest Game, Time (9 Innings)	3:42, 5/15 vs. COL
Longest Game, Time (Extra Innings)	4:06, 4/22 @ TOL
Shortest Game, Time (9+ Innings)	2:11, 3x, last: 9/9 vs. CLT
Largest Home Crowd	9,023, 7/4 vs. IOW
Largest Road Crowd	10,792, 7/18 @ BUF
Largest Winning Margin	16, 8/23 @ COL
Largest Losing Margin	-12, 3x, last: 9/2 @ IOW
Largest Comeback Win	5, 4x, last: 6/25 @ IND
Largest Lead Blown In Loss	5, 5/24 @ SL
Most Games Under .500	26, 1x, last: 9/7 (55-81)
Most Games Over .500	2, 2x, last: 4/18 (10-8)

### TEAM FIELDING

SPLIT	#, GAME
Most Errors, Game	4, 2x, last: 9/6 @ IOW
Most Double Plays Turned, Game	4, 2x, last: 7/10 vs. TOL

▲ Indicates Storm Chasers Record Tied

\* Indicates Storm Chasers Record Set

## 2025 STATCAST LEADERS (Top 10)

LONGEST MEASURED HOMER DISTANCE			HIGHEST BATTED BALL EXIT VELOCITY			FASTEST PITCH VELOCITY		
PLAYER	DISTANCE (PITCHER, PITCH)	DATE	PLAYER	EXIT VELO (BATTED BALL TYPE)	DATE	PLAYER	PITCH VELO (PITCH RESULT/TYPER)	DATE
1. Jac Caglianone	459 Sammy Peralta (Slider)	5/25 @ SL	1. Jac Caglianone	113.6 Home Run	5/21 @ SL	1 Junior Fernandez	101.4 Foul Ball / Sink	6/11 vs. TOL
2. Jac Caglianone	451 Alan Rangel (Changeup)	8/30 vs. LHV	2. Jac Caglianone	113.4 Single	5/22 @ SL	2 Junior Fernandez	101.4 Called Ball / 4-seam FB	5/20 @ SL
3. Drew Waters	445 Ross Carver (Sink	8/23 @ COL	3. MJ Melendez	112.0 Double	5/21 @ SL	3 Junior Fernandez	101.2 Called Ball / 4-seam FB	5/9 @ LOU
4. MJ Melendez	445 Beau Brieske (4-Seam)	7/8 vs. TO	4. John Rave	111.8 Groundout (3U)	5/1 vs. IND	4 Junior Fernandez	101.1 Groundout / 4-seam FB	4/24 @ TOL
5. Drew Waters	442 Will Dion (Slider)	8/23 @ COL	5. Jac Caglianone	111.6 Home Run	5/23 @ SL	5 Junior Fernandez	101.0 Called Ball / 4-seam FB	5/9 @ LOU
6. Carter Jensen	442 Tommy Romero (Splitter)	7/1 @ IOW	6. Isan Diaz	111.1 Single	9/5 @ IOW	6 Junior Fernandez	101.0 Strikeout / 4-seam FB	4/24 @ TOL
7. Jac Caglianone	442 Marco Raya (Curveball)	5/30 vs. STP	7. Jac Caglianone	111.1 Single	8/26 vs. LHV	7 Junior Fernandez	100.9 Called Ball / Sink	4/13 @ STP
8. Carter Jensen	438 Gavin Hollowell (4-Seam FB)	7/4 vs. IOW	8. MJ Melendez	110.9 Single	9/6 @ IOW	8 Junior Fernandez	100.8 Called Strike / 4-seam FB	5/20 @ SL
9. MJ Melendez	437 Chris Kachmar (Cutter)	9/5 @ IOW	9. Jac Caglianone	110.9 Lineout (L4)	5/7 @ LOU	9 Junior Fernandez	100.7 Double / 4-seam FB	4/13 @ STP
10. Carter Jensen	436 Adam Kloffenstein (Cutter)	7/20 @ BUF	10. MJ Melendez	110.8 Home Run	8/23 @ COL	10 Junior Fernandez	100.6 Foul Ball / Sink	6/11 vs. TOL



## INDIVIDUAL BATTING

### FOR THE STORM CHASERS

SPLIT	PLAYER, GAME
<b>Grand Slam</b>	<b>Dairon Blanco, 6/12/2025 @ TOL</b>
<b>Pinch-Hit Home Run</b>	<b>Luca Tresh, 8/12/2025 vs. STP</b>
Pinch-Hit Walk-Off Home Run	Chad Santos, 8/23/2005 vs. NEW
<b>2 Home Run Game</b>	<b>Carter Jensen, 8/26/2025 vs. LHV</b>
3+ Home Run Game	Ryan McBroom, 3, 6/13/2021 @ STP
2 Home Runs, One Inning	Brett Eibner, 2, 5/12/2016 vs. MEM
<b>Leadoff Home Run</b>	<b>MJ Melendez, 8/23/2025 @ COL</b>
<b>Walk-Off Home Run</b>	<b>MJ Melendez, 5/16/2025 vs. COL</b>
Walk-Off Grand Slam	Jimmy Govern, 5/7/2022 vs. COL
<b>Walk-Off Win</b>	<b>Bobby Dalbec, 8/16/2025 vs. STP</b>
5 Hit Game	Rodolfo Durán, 9/3/2024 @ MEM
6+ Hit Game	Matt Diaz, 6, 7/27/2005 @ POR
<b>2 Hits, One Inning</b>	<b>Nick Pratto, 4/18/2025 vs. NOR</b>
<b>5 RBI Game</b>	<b>MJ Melendez, 9/13/2025 vs. CLT</b>
<b>6 RBI Game</b>	<b>Drew Waters, 8/23/2025 @ COL</b>
7 RBI Game	Drew Waters, 4/11/2024 vs. GWN
8 RBI Game	Jimmy Paredes, 5/12/2014 vs. NEW
9+ RBI Game	Brett Eibner, 9, 4/9/2014 vs. MEM
Steal of Home	Nate Eaton, 6/15/2024 @ TOL
<b>3+ Stolen Base Game</b>	<b>Joey Wiemer, 3, 4/8/2025 @ STP</b>

### AGAINST THE STORM CHASERS

SPLIT	PLAYER, GAME
<b>Grand Slam</b>	<b>Christian Cairo, 9/16/2025 @ COL</b>
<b>Pinch-Hit Home Run</b>	<b>TT Bowens, 4/16/2025 vs. NOR</b>
Pinch-Hit Walk-Off Home Run	-
<b>2 Home Run Game</b>	<b>Carlos Pérez, 9/2/2025 @ IOW</b>
3+ Home Run Game	Jhonkensy Noel, 3, 5/22/2024 vs. COL
2 Home Runs, One Inning	-
<b>Leadoff Home Run</b>	<b>Matt Wallner, 5/27/2025 vs. STP</b>
<b>Walk-Off Home Run</b>	<b>Will Wilson, 9/19/2025 @ COL</b>
Walk-Off Grand Slam	Will Middlebrooks, 6/18/2016 @ COL
<b>Walk-Off Win</b>	<b>Will Wilson, 9/19/2025 @ COL</b>
5 Hit Game	P.J. Higgins, 9/5/2023 @ IOW
6+ Hit Game	-
<b>2 Hits, One Inning</b>	<b>Carlos Pérez, 9/2/2025 @ IOW</b>
<b>5 RBI Game</b>	<b>Carlos Pérez, 9/2/2025 @ IOW</b>
6 RBI Game	Luis Vázquez, 8/9/2023 vs. IOW
7 RBI Game	Chase Strumpf, 8/9/2023 vs. IOW
8 RBI Game	Adolis García, 7/21/2019 vs. MEM
9+ RBI Game	-
<b>Steal of Home</b>	<b>Noelvi Marte, 4/5/2025 vs. LOU</b>
<b>3+ Stolen Base Game</b>	<b>Hao-Yu Lee, 4, 7/13/2025 vs. TOL</b>

## TEAM BATTING

### FOR THE STORM CHASERS

SPLIT	GAME
<b>4 Home Run Game</b>	<b>8/19/2025 @ COL</b>
<b>5 Home Run Game</b>	<b>5/24/2025 @ SL</b>
<b>6 Home Run Game</b>	<b>8/17/2025 vs. STP</b>
<b>7+ Home Run Game</b>	<b>10, 8/23/2025 @ COL</b>
<b>3 Home Runs, One Inning</b>	<b>8/30/2025 vs. LHV</b>
4+ Home Runs, One Inning	4, 5/21/2021 @ IOW

### AGAINST THE STORM CHASERS

SPLIT	GAME
<b>4 Home Run Game</b>	<b>8/12/2025 vs. STP</b>
<b>5 Home Run Game</b>	<b>7/3/2025 @ IOW</b>
<b>6 Home Run Game</b>	<b>8/28/2025 vs. LHV</b>
7+ Home Run Game	7, 8/9/2023 vs. IOW
3 Home Runs, One Inning	7/28/2023 @ COL
4+ Home Runs, One Inning	4, 8/9/2023 vs. IOW


















































## INDIVIDUAL PITCHING

### FOR THE STORM CHASERS

SPLIT	PLAYER, GAME
No-Hitter	-
<b>Complete Game</b>	<b>Chandler Champlain, 5.0, 6/13/2025 @ TOL</b>
Complete Game, 1-Hitter	Luis Mendoza, 9.0, 7/18/2011 @ MEM
<b>Complete Game, 2-Hitter</b>	<b>Chandler Champlain, 5.0, 6/13/2025 @ TOL</b>
<b>Complete Game Shutout</b>	<b>Chandler Champlain, 5.0, 6/13/2025 @ TOL</b>
<b>10+ Strikeout Game</b>	<b>Rich Hill, 10, 7/13/2025 vs. TOL</b>
15+ Strikeout Game	-
4+ Strikeouts In An Inning	Walter Pennington, 4, 8/22/2023 vs. STP

### AGAINST THE STORM CHASERS

SPLIT	PLAYER, GAME
No-Hitter	Dustin Nippert, 7.0, 6/29/2008 vs. OKL
Complete Game	Michael McGreevy, 7.0, 9/5/2024 @ MEM (G2)
Complete Game, 1-Hitter	Daniel Ponce de Leon, 9.0, 7/15/2018 vs. MEM
Complete Game, 2-Hitter	Michael McGreevy, 7.0, 9/5/2024 @ MEM (G2)
Complete Game Shutout	Doug Nikhazy, 7.0, 6/28/2024 @ COL (G2)
<b>10+ Strikeout Game</b>	<b>Mick Abel, 11, 8/16/2025 vs. STP</b>
15+ Strikeout Game	-
4+ Strikeouts In An Inning	Eric Hull, 4, 8/4/2007 vs. LV



														OMAHA				OPPONENT			
GM #	MARCH	OPPONENT	SCORE	RECORD	STANDINGS, LG	WIN	LOSS	SAVE	TEMP.	1ST PITCH	TIME	ATT.	HOME ATT.	R	H	E	LO	R	H	E	LO
1.	3/28	 @ Iowa	L, 6-3	0-1	11TH -1.0	B. Kriske (1-0)	T. Guerrero (0-1)	D. Palencia (1)	78°	7:10 PM	2:29	7,226		3	5	0	6	6	10	1	6
2.	3/29	 @ Iowa	W, 12-7	1-1	9TH -1.0	J. Bowlan (1-0)	B. Hughes (0-1)	-	68°	3:08 PM	2:49	3,708		12	12	1	9	7	10	0	6
3.	3/30	 @ Iowa	Postponed: Inclement Weather (Made up on June 4 in Omaha, 1-0 loss)											1:08 PM-CT							
GM #	APRIL	OPPONENT	SCORE	RECORD	STANDINGS, LG	WIN	LOSS	SAVE	TEMP.	1ST PITCH	TIME	ATT.	HOME ATT.	R	H	E	LO	R	H	E	LO
3.	4/1	 LOUISVILLE	L, 7-3	1-2	13TH -2.5	A. Busenitz (1-0)	S. Cruz (0-1)	-	51°	6:36 PM	2:56	2,571	2,571	3	7	2	9	7	8	0	8
4.	4/2	 LOUISVILLE	W, 12-6	2-2	10TH -1.5	N. Cameron (1-0)	C. Petty (0-1)	-	47°	12:06 PM	2:38	1,538	4,109	12	11	2	4	6	7	1	9
5.	4/3	 LOUISVILLE	W, 5-3	3-2	5TH -0.5	J. Fernandez (1-0)	A. Busenitz (1-1)	-	54°	6:36 PM	2:51	1,619	5,728	5	9	0	5	3	7	2	6
6.	4/4	 LOUISVILLE	W, 8-2	4-2	5TH -0.5	T. Guerrero (1-1)	D. Parrish (0-1)	-	50°	6:37 PM	2:29	1,144	6,872	8	9	1	11	2	2	1	4
7.	4/5	 LOUISVILLE	L, 4-0	4-3	8TH -1.5	A. Wilkerson (1-1)	C. Champlain (0-1)	-	45°	2:05 PM	2:27	1,413	8,285	0	4	0	6	4	8	0	8
8.	4/6	 LOUISVILLE	L, 7-5 (10)	4-4	10TH -2.5	L. Richardson (1-0)	A. Cox (0-1)	-	55°	2:05 PM	2:58	2,002	10,287	5	9	0	9	7	15	1	12
9.	4/8	 @ St. Paul	W, 3-0	5-4	9TH -2.5	N. Cameron (2-0)	Z. Matthews (1-1)	S. Cruz (1)	49°	6:39 PM	2:14	2,889		3	6	0	8	0	2	0	5
10.	4/9	 @ St. Paul	L, 3-2	5-5	10TH -3.5	C. Lewis (1-0)	J. Fernandez (1-1)	A. Misiewicz (1)	60°	6:40 PM	2:24	2,909		2	6	3	5	3	10	0	9
11.	4/10	 @ St. Paul	L, 13-4	5-6	10TH -4.5	K. Funderburk (1-0)	T. Guerrero (1-2)	-	46°	6:39 PM	3:23	2,962		13	16	0	1	4	7	1	0
12.	4/11	 @ St. Paul	L, 6-4	5-7	14TH -5.0	A. Speas (1-0)	T. Clarke (0-1)	K. Bischoff (1)	56°	6:38 PM	2:48	3,516		4	5	1	6	6	9	0	6
13.	4/12	 @ St. Paul	W, 7-5	6-7	10TH -4.5	A. Cox (1-1)	J. Whorff (0-1)	E. Sisk (1)	64°	2:08 PM	2:47	4,452		7	10	1	5	5	7	0	6
14.	4/13	 @ St. Paul	W, 5-3	7-7	9TH -4.5	E. Cerantola (1-0)	H. Ynoa (0-1)	J. Fernandez (1)	63°	2:09 PM	2:57	3,918		5	10	0	10	3	6	2	5
15.	4/15	 NORFOLK	W, 9-8	8-7	8TH -3.5	J. Wallace (1-0)	C. Martin (1-2)	J. Bowlan (1)	56°	12:10 PM	2:50	1,438	11,725	9	14	1	10	8	12	1	8
16.	4/16	 NORFOLK	L, 15-6	8-8	9TH -3.5	T. Ward (1-1)	C. Noriega (0-1)	-	65°	11:06 AM	2:54	8,660	20,385	6	8	3	9	15	15	2	7
17.	4/17	 NORFOLK	W, 4-2	9-8	9TH -3.5	J. Fernandez (2-1)	G. Wolfram (0-1)	J. Bowlan (2)	79°	6:35 PM	2:41 (129)	2,096	22,481	4	6	0	8	2	8	0	7
18.	4/18	 NORFOLK	W, 10-8	10-8	7TH -3.5	A. Cox (2-1)	N. Richmond (0-1)	J. Fernandez (2)	54°	6:37 PM	2:58	2,022	24,503	10	14	0	7	8	9	1	4
19.	4/19	 NORFOLK	L, 11-1	10-9	10TH -3.5	R. Contreras (1-0)	A. Simonelli (0-1)	-	53°	2:11 PM	2:48	2,275	26,778	1	5	1	10	11	11	1	4
20.	4/20	 NORFOLK	Canceled: Rain											2:05 PM-CT							
20.	4/22	 @ Toledo	L, 9-8 (13)	10-10	12TH -5.0	R. Unroe (1-1)	R. Hendrix (0-1)	-	66°	6:35 PM	4:06	2,410		8	10	1	12	9	9	0	14
21.	4/23	 @ Toledo	L, 8-4	10-11	12TH -6.0	M. Seelinger (1-0)	A. Hoffmann (0-1)	-	73°	6:35 PM	2:29	2,512		4	9	2	7	8	9	0	5
22.	4/24	 @ Toledo	L, 4-3	10-12	12TH -7.0	P. Poulin (2-1)	J. Fernandez (2-2)	-	79°	6:35 PM	2:35	3,047		3	5	1	5	4	10	2	1
23.	4/25	 @ Toledo	Postponed: Rain (Made up April 26, 4-1 loss)											6:05 PM-CT							
23.	4/26 [G1]	 @ Toledo	L, 3-1 (7)	10-13	12TH -8.5	M. Manning (1-1)	R. Hendrix (0-2)	A. Chafin (1)	56°	4:06 PM	1:55	-		1	6	1	8	3	4	1	4
24.	4/26 [G2]	 @ Toledo	L, 4-1 (7)	10-14	15TH -9.0	R. Vansasco (1-1)	A. Simonelli (0-2)	R. Miller (1)	56°	6:42 PM	2:02	5,202		1	5	1	9	4	6	0	2
25.	4/27	 @ Toledo	L, 2-0	10-15	16TH -10.0	M. Seelinger (2-0)	T. Hatch (0-1)	P. Poulin (1)	63°	2:05 PM	2:21	4,317		0	3	1	4	2	5	1	8
26.	4/29	 INDIANAPOLIS	L, 9-7	10-16	16TH -10.0	T. Harrington (1-1)	L. Avila (0-1)	T. Rainey (1)	53°	11:07 AM	2:56	3,603	30,381	7	10	0	10	9	9	2	5
27.	4/30	 INDIANAPOLIS	W, 9-6	11-16	16TH -9.0	A. Simonelli (1-2)	Y. Ramirez (0-1)	E. Sisk (2)	60°	6:35 PM	2:40	1,951	32,332	9	10	0	6	6	7	1	2
GM #	MAY	OPPONENT	SCORE	RECORD	STANDINGS, LG	WIN	LOSS	SAVE	TEMP.	1ST PITCH	TIME	ATT.	HOME ATT.	R	H	E	LO	R	H	E	LO
28.	5/1	 INDIANAPOLIS	L, 7-2	11-17	18TH -10.0	B. Chandler (2-0)	R. Ramsey (0-1)	-	66°	6:35 PM	2:36	2,073	34,405	2	6	1	5	7	9	0	10
29.	5/2	 INDIANAPOLIS	L, 6-0	11-18	18TH -10.0	B. Ashcraft (3-2)	T. Hatch (0-2)	-	57°	6:35 PM	2:30	2,456	36,861	0	2	0	5	6	10	1	7
30.	5/3	 INDIANAPOLIS	W, 5-1	12-18	16TH -9.5	R. Brady (1-0)	C. Fulmer (1-3)	-	65°	6:37 PM	2:28	3,020	39,881	5	10	1	4	1	6	1	8
31.	5/4	 INDIANAPOLIS	W, 8-1	13-18	16TH -9.0	L. Avila (1-1)	T. Harrington (1-2)	-	70°	2:05 PM	2:12	3,003	42,884	8	8	0	0	1	7	1	7
32.	5/6	 @ Louisville	L, 9-1	13-19	16TH -9.0	C. Petty (1-2)	N. Cameron (2-1)	-	67°	6:07 PM	2:25	2,885		1	3	0	5	9	12	0	5
33.	5/7	 @ Louisville	L, 6-5	13-20	17TH -9.0	S. Benschoter (2-0)	R. Brady (1-1)	Z. Maxwell (3)	62°	11:06 AM	2:34	5,983		5	8	0	5	6	9	0	7
34.	5/8	 @ Louisville	W, 6-1	14-20	17TH -9.0	T. Hatch (1-2)	R. Wynne (1-4)	-	70°	6:36 PM	2:20	3,436		6	11	0	8	1	7	0	5
35.	5/9	 @ Louisville	W, 5-2	15-20	17TH -9.0	J. Wallace (2-0)	A. Plutko (0-1)	J. Bowlan (3)	67°	7:17 PM	2:50	7,367		5	7	1	8	2	4	0	6
36.	5/10	 @ Louisville	W, 9-0	16-20	16TH -9.0	L. Avila (2-1)	D. Parrish (1-3)	-	71°	7:18 PM	2:23	5,134		9	12	0	6	0	3	1	3
37.	5/11	 @ Louisville	L, 4-3	16-21	17TH -10.0	A. Diaz (1-0)	E. Sisk (0-1)	-	79°	1:07 PM	2:30	4,731		3	7	1	7	4	7	1	8
38.	5/13	 COLUMBUS	W, 9-3	17-21	15TH -10.0	C. Champlain (1-1)	R. Webb (2-2)	-	86°	6:37 PM	3:01	2,193	45,077	9	10	0	11	3	9	2	10
39.	5/14	 COLUMBUS	W, 8-3	18-21	14TH -10.0	T. Guerrero (1-1)	D. Nikhazy (1-3)	-	87°	6:36 PM	2:32	2,104	47,181	8	11	0	6	3	7	0	5
40.	5/15	 COLUMBUS	L, 14-10	18-22	14TH -11.0	P. Mushinski (2-2)	L. Avila (2-2)	-	76°	6:36 PM	3:42	2,350	49,531	10	10	0	7	14	15	0	15
41.	5/16	 COLUMBUS	W, 9-7	19-22	13TH -10.0	A. Hoffmann (1-1)	A. Misiaszek (0-1)	-	58°	7:07 PM	2:50	4,101	53,632	9	9	1	7	7	8	1	4
42.	5/17	 COLUMBUS	L, 8-2	19-23	14TH -10.0	W. Dion (2-3)	E. Bosacker (0-1)	-	70°	7:05 PM	2:31	3,387	57,019	2	7	0	4	8	13	0	10
43.	5/18	 COLUMBUS	L, 9-6	19-24	16TH -11.0	M. Hickman (1-0)	N. Murdock (0-1)	N. Enright (1)	72°	2:07 PM	3:24	2,663	59,682	6	8	1	10	9	13	1	11
44.	5/20	 @ Salt Lake	L, 6-5	19-25	17TH -12.0	J. Eder (1-2)	T. Hatch (2-3)	B. Farmer (1)	70°	6:37 PM	2:38	3,894		5	9	2	6	6	15	0	12
45.	5/21	 @ Salt Lake	L, 6-4	19-26	17TH -13.0	V. Mederos (3-1)	E. Cerantola (1-1)	B. Farmer (2)	68°	6:38 PM	2:25	3,153		4	12	1	8	6	9	0	5
46.	5/22	 @ Salt Lake	L, 9-5	19-27	17TH -13.5	E. Briceno (1-0)	J. Fernandez (2-3														

GM #	JUNE	OPPONENT	SCORE	RECORD	STANDINGS, LG	WIN	LOSS	SAVE	TEMP.	1ST PITCH	TIME	ATT.	HOME ATT.	OMAHA				OPPONENT			
														R	H	E	LO	R	H	E	LO
75.	6/24	@ Indianapolis	L, 9-1	31-44/0-1	11TH -1.0	H. Barco (2-1)	T. Hatch (3-5)	-	91°	7:06 PM	2:28	6,867		1	8	0	7	9	15	0	10
76.	6/25	@ Indianapolis	W, 7-5 (10)	32-44/1-1	7TH -1.0	A. Hoffmann (3-3)	C. Sanders (1-1)	E. Sisk (4)	90°	1:39 PM	3:09	7,228		7	7	1	7	5	10	0	11
77.	6/26	@ Indianapolis	W, 17-2	33-44/2-1	5TH -1.0	R. Hill (4-1)	T. Harrington (4-8)	-	95°	7:06 PM	2:59	8,304		17	19	0	9	2	9	1	7
78.	6/27	@ Indianapolis	L, 2-0	33-45/2-2	8TH -2.0	E. Yean (5-3)	S. Nogosek (1-1)	Y. Ramirez (6)	83°	7:05 PM	2:19	10,554		0	3	1	5	2	5	0	2
79.	6/28	@ Indianapolis	L, 12-1	33-46/2-3	11TH -2.0	D. Moreta (2-0)	J. Gant (1-2)	-	91°	7:07 PM	2:55	9,264		1	5	2	8	12	15	0	8
80.	6/29	@ Indianapolis	L, 3-2	33-47/2-4	13TH -3.0	M. Darrell-Hicks (1-0)	J. Fernandez (2-5)	T. Rainey (2)	85°	1:36 PM	2:35	7,922		2	5	0	5	3	8	0	10

GM #	JULY	OPPONENT	SCORE	RECORD	STANDINGS, LG	WIN	LOSS	SAVE	TEMP.	1ST PITCH	TIME	ATT.	HOME ATT.	OMAHA				OPPONENT			
														R	H	E	LO	R	H	E	LO
81.	7/1	@ Iowa	W, 10-7	34-47/3-4	11TH -2.5	J. Bowlan (2-0)	T. Romero (0-3)	-	85°	6:42 PM	2:40	4,829		10	9	1	1	7	10	1	8
82.	7/2	@ Iowa	L, 10-6	34-48/3-5	14TH -3.5	W. Sanders (4-0)	R. Hill (4-2)	-	80°	12:11 PM	2:54	5,118		6	9	1	9	10	12	2	9
83.	7/3	@ Iowa	L, 12-3	34-49/3-6	16TH -4.0	C. Noland (8-3)	C. Champlain (2-5)	-	92°	7:14 PM	2:43	9,122		3	8	1	0	12	15	0	9
84.	7/4	@ IOWA	L, 7-2	34-50/3-7	18TH -5.0	C. Kachmar (1-0)	S. Nogosek (1-2)	-	87°	7:08 PM	2:48	9,023	149,689	2	7	0	7	7	11	0	7
85.	7/5	@ IOWA	W, 8-4	35-50/4-7	17TH -5.0	T. Hatch (4-5)	K. Maeda (1-4)	-	88°	6:07 PM	2:35	4,292	153,981	8	10	0	5	4	4	0	3
86.	7/6	@ IOWA	L, 9-6	35-51/4-8	17TH -5.0	L. Little (1-1)	J. Dunn (0-1)	-	87°	5:06 PM	2:47	3,393	157,374	5	8	2	6	9	14	1	12
87.	7/8	TOLEDO	L, 12-8	35-52/4-9	18TH -6.0	W. Hernandez (3-4)	R. Hill (4-3)	-	75°	12:07 PM	3:04	2,885	160,259	8	5	0	8	12	18	1	8
88.	7/9	TOLEDO	W, 13-7	36-52/5-9	16TH -6.0	C. Champlain (3-5)	N. Margevicius (4-3)	-	88°	7:08 PM	3:18	3,432	163,691	13	20	0	10	7	12	2	9
89.	7/10	TOLEDO	L, 3-2	36-53/5-10	17TH -6.5	P. Poulin (6-1)	E. Sisk (0-2)	D. Sommers (3)	86°	7:08 PM	2:39	3,346	167,037	2	9	0	7	3	6	0	6
90.	7/11	TOLEDO	L, 1-0	36-54/5-11	18TH -6.5	B. Horn (2-1)	B. Sears (0-1)	M. Seelinger (1)	78°	7:08 PM	2:37	6,210	173,247	0	3	0	5	1	6	0	8
91.	7/12	TOLEDO	L, 7-6	36-55/5-12	18TH -7.5	R. Miller (2-1)	B. Johnson (1-2)	W. Go (2)	78°	6:08 PM	3:02	7,096	180,343	6	10	0	7	7	11	2	10
92.	7/13	TOLEDO	L, 6-1	36-56/5-13	19TH -9.5	G. Hartlieb (1-0)	R. Hill (4-4)	W. Hernandez (1)	83°	2:07 PM	2:40	4,912	185,255	1	2	1	4	6	12	1	10

## MLB ALL-STAR BREAK (JULY 14-17)

93.	7/18	@ Buffalo	W, 7-3	37-56/6-13	18TH -9.5	S. Nogosek (2-2)	A. Macko (0-5)	M. Fulmer (1)	77°	6:36 PM	3:17	10,792		7	10	0	12	3	7	1	9
94.	7/19	@ Buffalo	L, 3-2	37-57/6-14	18TH -10.5	E. Lucas (2-3)	J. Dunn (0-2)	A. Garrett (1)	79°	6:36 PM	2:41	6,673		2	8	1	10	3	5	0	8
95.	7/20	@ Buffalo	W, 8-6	38-57/7-14	18TH -10.5	T. Hatch (5-5)	A. Kloffenstein (1-4)	M. Fulmer (2)	76°	1:08 PM	2:56	7,208		8	10	1	7	6	11	1	6
96.	7/22	@ Syracuse	L, 4-3	38-58/7-15	18TH -10.5	P. Blackburn (3-1)	C. Champlain (3-6)	T. Adcock (3)	77°	6:36 PM	2:22	4,623		3	5	0	3	4	9	1	8
97.	7/23	@ Syracuse	L, 8-4	38-59/7-16	19TH -11.5	J. Fernandez (1-0)	J. Gant (1-3)	-	84°	6:36 PM	3:00	4,191		4	11	1	12	8	16	0	11
98.	7/24	@ Syracuse	L, 6-2	38-60/7-17	20TH -11.5	N. McLean (4-4)	D. Keuchel (0-1)	-	93°	6:35 PM	2:18	5,974		2	4	1	4	6	12	1	9
99.	7/25	@ Syracuse	L, 8-2	38-61/7-18	20TH -12.5	B. Sproat (5-5)	J. Dunn (0-3)	-	82°	6:36 PM	2:37	6,353		2	5	0	6	8	11	1	8
100.	7/26	@ Syracuse	L, 6-3	38-62/7-19	20TH -13.5	D. Orellana (2-0)	T. Hatch (5-6)	J. Merryweather (2)	89°	6:40 PM	2:40	6,086		3	6	1	3	6	14	0	11
101.	7/27	@ Syracuse	L, 2-1	38-63/7-20	20TH -14.5	J. Hagenman (2-2)	M. Fulmer (0-1)	-	84°	1:07 PM	2:12	4,259		1	7	0	6	2	7	1	7
102.	7/29	LOUISVILLE	W, 5-2	39-63/8-20	20TH -13.5	J. Gant (2-3)	H. Greene (0-1)	J. Krehbiel (1)	93°	7:07 PM	2:13	2,093	187,348	5	8	0	5	2	3	0	3
103.	7/30	LOUISVILLE	W, 4-2	40-63/9-20	20TH -13.5	D. Keuchel (1-1)	B. Van Belle (1-4)	S. Nogosek (1)	75°	12:07 PM	2:11	2,677	190,025	4	6	0	6	2	5	0	4
104.	7/31	LOUISVILLE	L, 14-2	40-64/9-21	20TH -14.0	C. Petty (3-8)	J. Dunn (0-4)	-	77°	7:07 PM	2:37	4,310	194,335	2	5	0	7	14	13	0	7

GM #	AUG.	OPPONENT	SCORE	RECORD	STANDINGS, LG	WIN	LOSS	SAVE	TEMP.	1st PITCH	TIME	ATT.	HOME ATT.	OMAHA				OPPONENT			
														R	H	E	LO	R	H	E	LO
105.	8/1	 LOUISVILLE	W, 7-3	41-64 / 10-21	19TH -14.5	B. Sears (1-1)	J. Franco (2-2)	-	73°	7:07 PM	2:31	5,873	200,208	7	9	1	4	3	7	1	10
106.	8/2	 LOUISVILLE	L, 9-0	41-65 / 10-22	20TH -15.0	A. Plutko (4-5)	C. Champlain (3-7)	S. Benschoter (1)	75°	6:08 PM	2:25	6,179	206,387	0	7	0	7	9	14	0	6
107.	8/3	 LOUISVILLE	L, 3-2	41-66 / 10-23	20TH -16.0	I. Gibaut (1-0)	S. Kolek (0-1)	B. Farmer (2)	71°	5:06 PM	2:30	5,196	211,583	2	5	0	8	3	10	2	5
108.	8/5	@ Indianapolis	W, 7-6 (10)	42-66 / 11-23	19TH -16.0	J. Bowlan (3-0)	E. Yean (6-4)	B. Johnson (1)	82°	6:37 PM	2:58	5,677		7	12	2	9	6	10	0	10
109.	8/6	@ Indianapolis	W, 5-4	43-66 / 12-23	19TH -15.0	J. Gant (3-3)	D. Fellows (7-4)	M. Fulmer (3)	82°	1:38 PM	3:02	7,297		5	9	2	7	4	9	0	13
110.	8/7	@ Indianapolis	L, 4-2	43-67 / 12-24	19TH -16.0	M. Darrell-Hicks (2-0)	C. Champlain (3-8)	C. Holderman (1)	87°	6:39 PM	2:11	6,795		2	8	0	6	4	5	0	2
111.	8/8	@ Indianapolis	W, 2-1	44-67 / 13-24	19TH -16.0	B. Johnson (2-2)	T. Harrington (7-9)	J. Krehbiel (2)	88°	7:06 PM	2:32	10,205		2	5	1	1	1	5	0	8
112.	8/9	@ Indianapolis	W, 10-4	45-67 / 14-24	19TH -15.0	S. Kolek (1-1)	N. Dombkowski (1-5)	-	92°	6:37 PM	2:45	10,201		10	11	1	5	4	11	0	6
113.	8/10	@ Indianapolis	W, 6-1	46-67 / 15-24	19TH -14.0	D. Keuchel (2-1)	B. Chandler (5-5)	-	86°	1:38 PM	2:48	9,375		6	11	0	7	1	8	1	11
114.	8/12	ST. PAUL	W, 8-7	47-67 / 16-24	16TH -14.0	R. Hendrix (3-2)	J. Whorff (2-3)	-	83°	6:38 PM	3:06	2,552	214,135	8	16	0	10	7	10	0	11
115.	8/13	ST. PAUL	L, 8-3	47-68 / 16-25	19TH -14.0	C. MacLeod (1-1)	C. Champlain (3-9)	-	84°	6:37 PM	2:43	3,229	217,364	3	8	0	8	8	9	1	5
116.	8/14	ST. PAUL	L, 14-5	47-69 / 16-26	19TH -14.0	M. Raya (2-8)	E. Bosacker (0-2)	-	87°	6:38 PM	2:59	3,472	220,836	5	8	2	6	14	12	0	9
117.	8/15	ST. PAUL	L, 10-2	47-70 / 16-27	20TH -14.0	A. Morris (3-4)	S. Kolek (1-2)	-	91°	6:37 PM	2:48	4,401	225,237	2	6	0	7	10	11	0	10
118.	8/16	ST. PAUL	W, 4-3	48-70 / 17-27	19TH -14.0	J. Krehbiel (1-0)	C. Lewis (3-5)	-	93°	6:07 PM	2:30	5,915	231,152	4	5	2	5	3	9	0	9
119.	8/17	ST. PAUL	W, 12-11	49-70 / 18-27	18TH -14.0	E. Cerantola (2-2)	T. Baker (2-2)	J. Krehbiel (3)	92°	5:07 PM	3:23	3,914	235,066	12	10	3	12	11	14	0	6
120.	8/19	@ Columbus	W, 9-4	50-70 / 19-27	17TH -13.5	C. Champlain (4-9)	A. Davenport (3-5)	-	88°	7:12 PM	2:47 (57)	8,192		9	8	0	5	4	6	0	5
121.	8/20	@ Columbus	W, 6-5	51-70 / 20-27	16TH -12.5	R. Hendrix (4-2)	P. Mushinski (4-5)	J. Bowlan (4)	75°	6:15 PM	2:31	7,053		6	10	0	7	5	5	0	6
122.	8/21	@ Columbus	L, 9-5	51-71 / 20-28	16TH -13.0	J. Leftwich (2-0)	S. Kolek (1-3)	-	72°	12:06 PM	2:48	7,699		5	8	0	7	9	12	2	8
123.	8/22	@ Columbus	W, 5-4	52-71 / 21-28	14TH -13.0	B. Johnson (3-2)	T. Stephan (0-1)	J. Bowlan (5)	80°	7:07 PM	2:50	8,677		5	7	1	7	4	11	1	8
124.	8/23	@ Columbus	W, 23-7	53-71 / 22-28	12TH -13.0	J. Gant (4-3)	W. Dion (3-8)	-	84°	5:06 PM	3:13	9,205		23	24	1	8	7	12	1	12
125.	8/24	@ Columbus	W, 7-3	54-71 / 23-28	12TH -13.0	B. Johnson (4-2)	T. McKenzie (0-1)	-	78°	1:06 PM	3:07	8,634		7	11	0	11	3	6	0	8
126.	8/26	LEHIGH VALLEY	W, 11-9	55-71 / 24-28	12TH -13.0	R. Hendrix (5-2)	S. Johnson (3-5)	S. Nogosek (2)	73°	6:37 PM	2:55	2,082	237,148	11	13	0	10	9	11	0	8
127.	8/27	LEHIGH VALLEY	L, 15-3	55-72 / 24-29	12TH -14.0	D. Sweet (3-1)	B. Way (0-1)	-	79°	6:36 PM	3:02	2,514	239,662	3	7	1	6	15	16	0	9
128.	8/28	LEHIGH VALLEY	L, 10-7	55-73 / 24-30	15TH -14.0	N. Hoffman (5-0)	S. Nogosek (2-3)	M. Lazar (5)	80°	6:38 PM	2:45	2,144	241,806	7	10	0	4	10	10	0	5
129.	8/29	LEHIGH VALLEY	L, 11-4	55-74 / 24-31	15TH -15.0	L. Sims (3-1)	R. Hendrix (5-3)	-	78°	6:38 PM	3:05	4,046	245,852	4	7	1	14	11	15	1	8
130.	8/30	LEHIGH VALLEY	L, 7-6 (5)	55-75 / 24-32	17TH -15.0	J. Waguespack (2-0)	L. Avila (0-1)	-	75°	6:07 PM	1:54 (25)	4,112	249,964	6	7	1	5	7	6	1	5
131.	8/31	LEHIGH VALLEY	Canceled: Rain							5:05 PM-CT											



		POSITION										BATTING ORDER										
PLAYER	GS	C	1B	2B	3B	SS	LF	CF	RF	(OF)	DH	1ST	2ND	3RD	4TH	5TH	6TH	7TH	8TH	9TH		
Nick Pratto	111	107					1		(1)			3	1					9	30	71		
MJ Melendez	106	70					23		(93)			13	49	2	6	36	13					
Harold Castro	93	17	17	28	27						4	3	7	15	7	21	25	11	4			
Tyler Gentry	79	5					62		(67)			12	2		1	7	15	24	22	7	1	
Peyton Wilson	78	69					1	2	(3)			6	2	8	2		14	23	20	9		
Joey Wiemer	70	3					56	4	(63)			7	2		3	21	18	12	10	4		
Cam Devanney	68	4					3	59	2	(2)				32		17	6	1	12			
Luca Tresh	67	57									10	1		5		11	21	15	8	6		
Dairon Blanco	64	14					11	11	(36)			28	12	30	4		15	1	2			
John Rave	58	17					29	8	(54)			4	45	11	2							
Drew Waters	55	1					41	12	(54)			1	10		14	2	20	8	1			
Diego Castillo	51	9					25	17					17	5	4					16	9	
Carter Jensen	43	33									10	2		9	19	3	10					
Nick Loftin	42	3	5	31	3			(3)				1	18	23								
Brian O'Keefe	40	31									9	1		4	7	8	5	13	2			
Cavan Biggio	40	10	10	15	2		1		(3)			2	24		4	1	2	4	3	1	1	
Isan Díaz	38	1					4	33					2		3	9	18	6				
Nelson Velázquez	32	5					5		(10)			22	4		6	14	8					
Bobby Dalbec	32	31								1	2		14	1	5	8	2					
Tyler Tolbert	28	10					5	2	3	7	1	(11)	6	5	2					2	13	
Jac Caglianone	28	7	1					17		(18)			3	24		4						
Michael Massey	25	7					14		(14)			4	4	16	5							
Luke Maile	24	20									4	1		6	5	3	5	4				
Nick Gordon	14	14									1		1		1	3	1	7				
Dustin Dickerson	10	1					9						3	1	2	1					3	
Jordan Groshans	7	2	5									5										2
Rudy Martin	7	2					1	3	(6)			1	3									
Mark Canha	7	1	3					(3)			3	3		3	1							
Kyle Hayes	6	6										4										2

STORM CHASERS POSITION PRODUCTION													
	AVG	AB	H	TB	2B	3B	HR	RBI	BB	SO	OBP	SLG	OPS
C	.257	517	133	235	31	4	21	80	75	137	.354	.455	.809
1B	.218	505	110	190	22	5	16	63	68	153	.315	.376	.691
2B	.289	530	153	227	30	1	14	71	60	155	.362	.428	.790
3B	.270	545	147	239	39	1	17	84	82	143	.372	.439	.811
SS	.266	537	143	274	22	2	35	103	61	127	.345	.510	.855
LF	.235	587	138	246	31	4	23	79	51	156	.302	.419	.721
CF	.223	564	126	221	23	3	22	81	60	165	.309	.392	.701
RF	.271	547	148	259	38	2	23	71	63	154	.355	.473	.828
DH	.222	545	121	229	22	4	26	77	62	171	.302	.420	.722

STORM CHASERS BATTING ORDER PRODUCTION													
	AVG	AB	H	TB	2B	3B	HR	RBI	BB	SO	OBP	SLG	OPS
1ST	.276	604	167	295	38	6	26	73	67	164	.355	.488	.843
2ND	.276	576	159	266	36	1	23	95	77	144	.367	.462	.829
3RD	.250	551	138	262	38	4	26	85	90	137	.361	.475	.836
4TH	.231	563	130	212	29	1	17	86	61	177	.310	.377	.687
5TH	.242	542	131	242	24	3	27	80	63	148	.328	.446	.774
6TH	.253	537	136	254	32	4	26	84	57	143	.327	.473	.800
7TH	.252	524	132	206	19	2	17	70	55	151	.329	.393	.722
8TH	.218	501	109	181	16	4	16	68	61	143	.303	.361	.664
9TH	.243	494	120	209	27	1	20	72	53	158	.323	.423	.746

OUTFIELD ASSIST LOG (20)										BY PLAYER	
#	OUTFIELDER	POS.	ARM (MPH)	GAME	INNING	BASE	PITCHER	BATTER	RUNNER OUT	PLAY	
1.	Nelson Velázquez	RF	98.1	4/9 @ St. Paul	▼8	2nd	Evan Sisk	Austin Martin	Emmanuel Rodriguez	Martin singles, Rodriguez out at 2nd (9-3)	6 LF
2.	Joey Wiemer	LF	91.3	4/19 vs. Norfolk	▲1	3rd	Anthony Simonelli	Coby Mayo	Coby Mayo	Mayo doubles, Dylan Carlson scores, Mayo out at 3rd (7-6-5)	3 RF
3.	Tyler Gentry	RF	90.3	5/17 vs. Columbus	▲1	Home	Ethan Bosackier	C.J. Kayfus	Lane Thomas	Kayfus singles, Thomas out at home (9-2)	
4.	MJ Melendez	LF	85.5	5/27 vs. St. Paul	▲5	2nd	Brandon Johnson	Jose Miranda	Jose Miranda	Miranda singles, Gaspers scores, Miranda out at 2nd (7-4)	1 LF
5.	Tyler Tolbert	CF	81.6	5/30 vs. St. Paul	▲9	2nd	Trevor Richards	Armando Alvarez	Armando Alvarez	Alvarez singles, Morales scores, Alvarez out at 2nd (8-4)	
6.	Tyler Gentry	LF	-	6/4 @ Iowa [G1]	▼3	Home	John Gant	Christian Franklin	Hayden Cantrelle	Franklin singles, Cantrelle out at home (7-5-2)	2 CF
7.	MJ Melendez	LF	94.9	6/6 vs. Iowa	▲3	Home	Ethan Bosackier	Dixon Machado	Jonathon Long	Machado singles, Ballesteros scores, Long out at home (7-2)	
8.	Dairon Blanco	RF	69.4	6/18 vs. Durham	▲8	3rd	Junior Fernandez	Tre' Morgan	Chandler Simpson	Morgan singles, Rortved scores, Simpson out at 3rd (9-6-5-3-6)	1 LF
9.	MJ Melendez	RF	92.9	6/19 vs. Durham	▲8	Home	Brandon Johnson	Tanner Murray	Carson Williams	Murray flies into a double play, Williams out at home (9-2)	
10.	Joey Wiemer	CF	95.6	6/22 vs. Durham	▲5	3rd	Jacob Wallace	Tanner Murray	Tanner Murray	Murray doubles, Williams scores, Murray out at 3rd (8-4-3-6)	1 RF
11.	MJ Melendez	RF	93.4	7/2 @ Iowa	▼3	Home	Rich Hill	Jonathon Long	Moisés Ballesteros	Long singles, Ballesteros out at home (9-2)	
12.	Joey Wiemer	CF	99.6	7/10 vs. Toledo	▲1	Home	John Gant	Justin-Henry Malloy	Akil Baddoo	Malloy flies into a double play, Baddoo out at home (8-2)	1 CF
13.	Drew Waters	RF	-	7/10 vs. Toledo	▲3	1st	John Gant	Hao-Yu Lee	Andrew Navigato	Lee flies into a double paly, Lee out at 1st (9-4-3)	
14.	MJ Melendez	LF	90.3	7/12 vs. Toledo	▲5	3rd	Justin Dunn	Brewer Hicklen	Ryan Kreidler	Hicklen singles, Kreidler out at 3rd (7-5)	1 RF
15.	Drew Waters	RF	-	7/13 vs. Toledo	▲6	1st	Stephen Nogosek	Andrew Navigato	Gage Workman	Navigato flies into a double play, Workman out at 1st (9-3)	
16.	Dairon Blanco	RF	79.5	8/5 @ Indianapolis	▼6	2nd	Dallas Keuchel	Matt Fraizer	Matt Fraizer	Frazier singles, Yorke and Flores score, Frazier out at 2nd (9-3-6)	
17.	MJ Melendez	LF	80.2	8/17 vs. St. Paul	▲7	2nd	Stephen Nogosek	Will Holland	DaShawn Keirse Jr.	Holland flies into a double play, Keirse out at 2nd (7-4)	
18.	MJ Melendez	RF	87.0	9/2 @ Iowa	▼1	2nd	Ben Kudrna	Jonathon Long	Jonathon Long	Long singles, out at 2nd (9-4)	
19.	MJ Melendez	LF	94.5	9/10 vs. Charlotte	▲3	Home	Spencer Turnbull	Tim Elko	Drake Logan	Elko flies into a double play, Logan out at home (7-2)	
20.	MJ Melendez	LF	91.6	9/19 @ Columbus	▼8	3rd	Geoff Hartlieb	Will Wilson	Johnathan Rodriguez	Wilson singles, Rodriguez out at 3rd (7-5)	1 CF

## 2025 STORM CHASER QUALITY STARTS (23)

STARTER (# IN 2025)	GAME	DEC	IP	H	R	ER	HR	HB	BB	IBB	SO	WP	BK	GIDP	TBF	% K/BF	NP-S	S%	FPS	FPS%	P/IP	CATCHER
1. Luinder Avila (1)	4/6 vs. Louisville	-	6.0	6	2	2	0	0	2	0	5	0	1	0	25	20.0%	81 - 52	64.20%	15	60.00%	13.50	Tresh
2. Noah Cameron (1)	4/8 @ St. Paul	W	6.0	2	0	0	0	0	1	0	5	0	0	0	21	23.8%	78 - 50	64.10%	10	47.62%	13.00	O'Keefe
3. Luinder Avila (2)	5/4 vs. Indianapolis	W	6.0	5	1	1	0	0	1	0	3	0	0	0	24	12.5%	81 - 54	66.67%	14	58.33%	13.50	O'Keefe
4. Thomas Hatch (1)	5/8 @ Louisville	W	6.0	6	1	1	1	0	0	0	4	0	0	0	23	17.4%	66 - 47	71.21%	17	73.91%	11.00	O'Keefe
5. Luinder Avila (3)	5/10 @ Louisville	W	7.0	2	0	0	0	0	0	0	8	0	0	0	23	<b>34.8%</b>	87 - 59	67.82%	15	65.22%	12.43	Tresh
6. Thomas Hatch (2)	5/14 vs. Columbus	W	6.0	6	2	2	2	0	1	0	2	0	0	2	22	9.1%	90 - 58	64.44%	12	54.55%	15.00	Tresh
7. Thomas Hatch (3)	5/29 vs. St. Paul	-	7.0	2	0	0	0	0	1	0	4	0	0	0	25	16.0%	77 - 50	64.94%	15	60.00%	11.00	Maile
8. Rich Hill (1)	6/7 vs. Iowa	W	6.0	1	1	0	0	1	2	0	6	0	0	1	20	30.0%	82 - 47	57.32%	11	55.00%	13.67	O'Keefe
9. John Gant (1)	6/11 @ Toledo	W	6.0	4	1	1	0	0	1	0	5	0	0	0	23	21.7%	88 - 50	56.82%	12	52.17%	14.67	Tresh
10. Thomas Hatch (4)	6/12 @ Toledo	W	6.0	2	0	0	0	0	1	0	2	0	0	0	20	10.0%	61 - 45	73.77%	16	<b>80.00%</b>	<b>10.17</b>	Maile
11. Rich Hill (2)	6/26 @ Indianapolis	W	6.0	6	2	2	1	0	1	0	8	0	0	0	24	33.3%	93 - 70	<b>75.27%</b>	16	66.67%	15.50	Maile
12. Thomas Hatch (5)	7/5 vs. Iowa	W	7.0	1	1	1	1	0	2	0	5	0	0	0	24	20.8%	94 - 58	61.70%	12	50.00%	13.43	Jensen
13. Thomas Hatch (6)	7/11 vs. Toledo	-	6.0	3	0	0	0	1	0	0	7	0	0	0	22	31.8%	107 - 68	63.55%	15	68.18%	17.83	Tresh
14. Thomas Hatch (7)	7/20 @ Buffalo	W	6.2	6	2	2	0	0	0	0	4	0	0	1	25	16.0%	89 - 63	70.79%	16	64.00%	13.35	Jensen
15. Chandler Champlain (1)	7/27 @ Syracuse	-	6.0	4	0	0	0	1	2	0	5	1	0	1	24	20.8%	79 - 50	63.29%	15	62.50%	13.17	Tresh
16. Stephen Kolek (1)	8/3 vs. Louisville	L	6.0	9	3	3	1	0	0	0	4	1	0	1	26	15.4%	96 - 69	71.88%	17	65.38%	16.00	Jensen
17. Dallas Keuchel (1)	8/5 @ Indianapolis	-	6.0	7	5	3	0	0	3	0	3	1	0	0	27	11.1%	84 - 56	66.67%	17	62.96%	14.00	Jensen
18. Chandler Champlain (2)	8/7 @ Indianapolis	L	6.0	4	3	3	1	0	1	0	8	0	0	0	23	<b>34.8%</b>	84 - 56	66.67%	13	56.52%	14.00	Jensen
19. Stephen Kolek (2)	8/9 @ Indianapolis	W	6.1	9	2	1	0	0	1	0	6	0	0	2	27	22.2%	95 - 64	67.37%	17	62.96%	15.00	Jensen
20. Chandler Champlain (3)	8/19 @ Columbus	W	6.0	3	2	2	0	0	1	0	5	0	0	1	21	23.8%	84 - 51	60.71%	15	71.43%	14.00	Jensen
21. John Gant (2)	8/29 vs. Lehigh Valley	-	6.0	8	4	3	1	0	1	0	5	1	0	0	28	17.9%	86 - 60	69.77%	21	75.00%	14.33	Tresh
22. Shane Panzini (1)	9/9 vs. Charlotte	W	6.0	4	1	1	1	0	1	0	3	0	0	0	22	13.6%	79 - 54	68.35%	16	72.73%	13.17	Tresh
23. Spencer Turnbull (1)	9/10 vs. Charlotte	-	6.0	5	2	2	0	0	1	0	4	1	0	1	22	18.2%	73 - 49	67.12%	12	54.55%	12.17	Tresh

## 2025 REHAB ASSIGNMENTS WITH OMAHA (14)

### HITTING (7)

PLAYER	INJURY	DATES	AVG	G	AB	R	H	TB	2B	3B	HR	RBI	BB	IBB	SO	SB	CS	OBP	SLG	OPS	PA	SAC	SF	HBP	GIDP
Mark Canha	Left adductor strain	April 15 - 18	.200	3	10	3	2	2	0	0	0	0	3	0	4	0	0	.385	.200	.585	13	0	0	0	0
Dairon Blanco	Right achilles tendinopathy	April 29 - May 15	.296	12	27	7	8	9	1	0	0	1	3	0	8	5	0	.387	.333	.720	32	1	0	1	0
Michael Massey	Left ankle sprain	June 24 - July 2	.417	5	12	1	5	8	0	0	1	1	1	0	3	0	0	.533	.667	1.200	15	0	0	2	0
Michael Massey	Left ankle sprain	July 22 - August 1	.219	8	32	3	7	12	2	0	1	3	1	0	4	0	0	.242	.375	.617	33	0	0	0	1
Michael Massey	Left ankle sprain	August 9 - 24	.245	12	53	9	13	22	3	0	2	7	4	0	14	0	0	.310	.415	.725	58	0	0	1	2
Mark Canha	Left elbow epicondylitis	August 12 - 17	.235	6	17	2	4	8	1	0	1	1	3	0	5	0	0	.350	.471	.821	20	0	0	0	0
Jac Caglianone	Left hamstring strain	August 12 - 31	.385	16	65	17	25	45	5	0	5	16	7	0	11	1	0	.467	.692	1.159	75	0	0	3	0

### PITCHING (7)

PLAYER	INJURY	DATES	W	L	ERA	G	GS	CG	SHO	GF	HLD	SV	SVO	IP	H	R	ER	HR	HB	BB	IBB	SO	AVG	WP	BK	GDP	TBF
Sam Long	Left elbow inflammation	May 22 - June 19	0	2	10.00	11	0	0	0	1	3	0	2	9.0	12	12	10	2	0	10	0	11	.300	1	0	0	50
Kyle Wright	Right shoulder injury	June 3 - 22	0	0	6.23	4	4	0	0	0	0	0	0	13.0	13	9	9	2	0	9	0	14	.255	1	0	1	61
Lucas Erceg	Low back strain	June 8	0	0	0.00	1	0	0	0	0	0	0	0	1.0	0	0	0	0	0	0	0	0	.000	0	0	0	3
Daniel Lynch IV	Left elbow nerve irritation	July 29 - August 2	0	0	0.00	1	0	0	0	0	0	1	0	2.0	1	0	0	0	0	0	0	3	.143	0	0	0	7
Cole Ragans	Left rotator cuff strain	September 7 - 16	0	1	1.35	2	2	0	0	0	0	0	0	6.2	3	1	1	1	0	2	0	14	.130	1	0	0	25
Steven Cruz	Right shoulder impingement	September 9 - 18	0	0	0.00	4	0	0	0	0	0	0	0	4.1	3	0	0	0	0	0	0	4	.188	1	0	0	16
Bailey Falter	Left bicep contusion	September 18 - 21	0	0	0.00	2	2	0	0	0	0	0	0	2.1	1	0	0	0	0	3	0	4	.125	0	0	0	11

## 2025 STORM CHASER AWARD WINNERS (7)

### INTERNATIONAL LEAGUE PLAYER OF THE WEEK (4)

PLAYER	DATES	AVG	G	AB	PA	R	H	TB	2B	3B	HR	RBI	BB	IBB	SO	SB	CS	OBP	SLG	OPS	SAC	SF	HBP	GDP
Drew Waters	March 31 - April 6	.526	5	19	23	5	10	20	2	1	2	7	4	0	4	2	0	.609	1.053	1.662	0	0	0	0
Harold Castro	August 11 - 17	.529	4	17	19	5	9	21	0	0	4	7	1	0	2	0	0	.579	1.235	1.814	0	0	1	0
Harold Castro	August 19 - 24	.560	6	25	28	8	14	27	4	0	3	14	3	0	3	1	0	.607	1.080	1.687	0	0	0	0
MJ Melendez	September 8 - 14	.435	5	23	24	6	10	25	4	1	3	10	0	0	4	1	0	.458	1.087	1.545	0	0	1	0

### INTERNATIONAL LEAGUE PITCHER OF THE WEEK (2)

PLAYER	DATES	W	L	ERA	G	GS	CG	SHO	GF	HLD	SV	SVO	IP	H	R	ER	HR	HB	BB	IBB	SO	WHIP	AVG	WP	BK	GDP
Tyson Guerrero	March 31 - April 6	1	0	0.00	1	1	0	0	0	0	0	0	5.0	0	0	0	0	0	0	0	7	0.00	.000	0	0	0
Thomas Hatch	June 9 - 15	1	0	0.00	1	1	0	0	0	0	0	0	6.0	2	0	0	0	0	1	0	2	0.50	.105	0	0	0

### INTERNATIONAL LEAGUE PLAYER OF THE MONTH (1)

PLAYER	MONTH	AVG	G	AB	R	H	TB	2B	3B	HR	RBI	BB	IBB	SO	SB	CS	OBP	SLG	OPS	PA	SAC	SF	HBP	GDP
Harold Castro	August	.433	23	90	22	39	76	5	1	10	28	8	0	19	2	1	.485	.844	1.329	99	0	0	1	0

### INTERNATIONAL LEAGUE PITCHER OF THE MONTH (0)

PLAYER	MONTH	W	L	ERA	G	GS	CG	SHO	GF	HLD	SV	SVO	IP	H	R	ER	HR	HB	BB	IBB	SO	WHIP	AVG	WP	BK	GDP
--------	-------	---	---	-----	---	----	----	-----	----	-----	----	-----	----	---	---	----	----	----	----	-----	----	------	-----	----	----	-----

	DATE	OPPONENT	RESULT	SP	C	1B	2B	3B	SS	LF	CF	RF	DH
3/28	@ Iowa	L 6-3	Guerrero	O'Keefe	Pratto	Tolbert	Tolbert	Loftin	Devanney	Rave	Waters	Gentry	Wiener
3/29	@ Iowa	W 12-7	Champlain	Maile	Castro			Loftin	Devanney	Rave	Wiener	Gentry	Velazquez
3/30	@ Iowa	POSTPONED											
4/1	LOUISVILLE	L 7-3	Avila	Tresh	Pratto	Castro	Loftin	Devanney	Rave	Waters	Wiener	O'Keefe	
4/2	LOUISVILLE	W 12-6	Cameron	O'Keefe	Pratto	Castro	Loftin	Devanney	Wiener	Rave	Waters	Gentry	Rave
4/3	LOUISVILLE	W 5-3	Hatch	Maile	Pratto	Castro	Loftin	Devanney	Gentry	Waters	Rave	Velazquez	
4/4	LOUISVILLE	W 8-0	Guerrero	Loftin	Maile	Castro	Groshans	Devanney	Gentry	Wiener	Rave	Wiener	O'Keefe
4/5	LOUISVILLE	L 7-5 (10)	Champlain	O'Keefe	Pratto	Castro	Loftin	Devanney	Rave	Wiener	Waters	Maile	
4/6	LOUISVILLE	L 7-5 (10)	Avila	Tresh	Groshans	Loftin	Devanney	Castro	Gentry	Waters	Wiener	Waters	Velazquez
4/8	@ St. Paul	W 3-0	Cameron	O'Keefe	Pratto	Castro	Loftin	Devanney	Gordon	Rave	Wiener	Wiener	
4/9	@ St. Paul	L 1-0	Hatch	Maile	Loftin	Castro	Devanney	Gentry	Rave	Wiener	Velazquez	Tresh	
4/10	@ St. Paul	L 13-4	Guerrero	Pratto	Gordon	Tresh	Devanney	Rave	Maile	Wiener	Velazquez	Maile	
4/11	@ St. Paul	L 6-4	Champlain	O'Keefe	Pratto	Gordon	Loftin	Castro	Rave	Wiener	Velazquez	Tresh	
4/12	@ St. Paul	W 7-5	Avila	Tresh	Pratto	Gordon	Loftin	Castro	Rave	Wiener	Velazquez	O'Keefe	
4/13	@ St. Paul	W 9-8	Cameron	Maile	Pratto	Castro	Loftin	Devanney	Rave	Wiener	Velazquez	O'Keefe	
4/15	NORFOLK	W 2-3	Hatch	Maile	Loftin	Gordon	Devanney	Velazquez	Tolbert	Wiener	Rave	Pratto	
4/16	NORFOLK	L 15-6	Noriega	O'Keefe	Pratto	Gordon	Loftin	Castro	Velazquez	Wiener	Rave	Canha	
4/17	NORFOLK	W 4-2	Champlain	Tresh	Maile	Gordon	Castro	Dickerson	Canha	Wiener	Rave	O'Keefe	
4/18	NORFOLK	W 10-8	Cameron	Tresh	Pratto	Gordon	Loftin	Castro	Wiener	Rave	Gentry	Velazquez	
4/19	NORFOLK	L 11-1	Simonelli	O'Keefe	Castro	Gordon	Loftin	Dickerson	Rave	Rave	Gentry	Velazquez	
4/20	NORFOLK	CANCELED											
4/22	@ Toledo	L 9-8 (13)	Hatch	Maile	Castro	Gordon	Loftin	Dickerson	Melendez	Loftin	Rave	Gentry	Velazquez
4/23	@ Toledo	L 8-4	Avila	O'Keefe	Pratto	Gordon	Castro	Dickerson	Melendez	Loftin	Wiener	Melendez	Wiener
4/24	@ Toledo	L 9-3	Champlain	Tresh	Pratto	Dickerson	Castro	Devanney					
4/25	@ Toledo	POSTPONED											
4/26 [G1]	@ Toledo	L 3-1 (7)	Cameron	Maile	Pratto	Gordon	Castro	Dickerson	Velazquez	Wiener	Wiener	Gentry	Melendez
4/26 [G2]	@ Toledo	L 4-1 (7)	Simonelli	O'Keefe	Pratto	Gordon	Castro	Dickerson	Melendez	Wiener	Wiener	Gentry	Velazquez
4/27	@ Toledo	L 7-0	Hatch	Tresh	Pratto	Gordon	Castro	Dickerson	Melendez	Wiener	Wiener	Gentry	Velazquez
4/28	INDIANAPOLIS	L 9-7	Avila	Tresh	Pratto	Wilson	Castro	Dickerson	Melendez	Wiener	Wiener	Gentry	Blanco
4/30	INDIANAPOLIS	W 9-6	Champlain	Maile	Pratto	Wilson	Castro	Dickerson	Melendez	Wiener	Rave	Velazquez	
5/1	INDIANAPOLIS	L 7-2	Ramsey	O'Keefe	Pratto	Wilson	Loftin	Devanney	Melendez	Rave	Gentry	Blanco	
5/2	INDIANAPOLIS	W 10-0	Hatch	O'Keefe	Pratto	Wilson	Castro	Devanney	Melendez	Rave	Gentry	Velazquez	
5/3	INDIANAPOLIS	W 5-1	Simonelli	Tresh	Pratto	Wilson	Loftin	Devanney	Melendez	Wiener	Rave	Blanco	
5/4	INDIANAPOLIS	W 8-0	Avila	O'Keefe	Pratto	Wilson	Loftin	Castro	Melendez	Rave	Gentry	Velazquez	
5/6	@ Louisville	L 9-1	Cameron	O'Keefe	Loftin	Tolbert	Castro	Devanney	Melendez	Wiener	Blanco	Rave	
5/7	@ Louisville	L 1-0	Champlain	Tresh	Pratto	Wilson	Tolbert	Devanney	Melendez	Wiener	Rave	Velazquez	
5/8	@ Louisville	W 6-1	Hatch	O'Keefe	Pratto	Wilson	Loftin	Devanney	Tolbert	Rave	Melendez	Velazquez	
5/9	@ Louisville	W 5-2	Cerantola	O'Keefe	Pratto	Tolbert	Loftin	Devanney	Melendez	Rave	Gentry	Blanco	
5/10	@ Louisville	W 9-0	Avila	O'Keefe	Loftin	Wilson	Tolbert	Devanney	Melendez	Rave	Blanco	Velazquez	
5/11	@ Louisville	W 4-3	Cameron	Tresh	Pratto	Tolbert	Loftin	Devanney	Melendez	Rave	Gentry	Velazquez	
5/13	COLUMBUS	W 9-3	Champlain	O'Keefe	Pratto	Wilson	Loftin	Devanney	Melendez	Blanco	Gentry	Rave	
5/14	COLUMBUS	W 8-3	Hatch	Tresh	Pratto	Devanney	Loftin	Tolbert	Melendez	Rave	Gentry	Velazquez	
5/15	COLUMBUS	L 14-10	Avila	O'Keefe	Pratto	Loftin	Groshans	Devanney	Tolbert	Rave	Gentry	Velazquez	
5/16	COLUMBUS	W 9-0	Wright	Tresh	Pratto	Devanney	Tolbert	Tolbert	Melendez	Rave	Gentry	Velazquez	
5/17	COLUMBUS	W 8-2	Bosacker	O'Keefe	Pratto	Groshans	Loftin	Devanney	Melendez	Rave	Gentry	Velazquez	
5/18	COLUMBUS	L 9-6	Champlain	Tresh	Pratto	Tolbert	Loftin	Devanney	Velazquez	Rave	Gentry	Melendez	
5/20	@ Salt Lake	L 6-5	Hatch	O'Keefe	Pratto	Caglianone	Tolbert	Devanney	Melendez	Rave	Gentry	Velazquez	
5/21	@ Salt Lake	L 6-4	Nogosek	Tresh	Pratto	Wilson	Loftin	Devanney	Melendez	Rave	Caglianone	Wiener	
5/22	@ Salt Lake	L 2-3	Ackenhausen	O'Keefe	Pratto	Devanney	Loftin	Devanney	Melendez	Rave	Gentry	Velazquez	
5/23	@ Salt Lake	L 11-10	Gant	Tresh	Pratto	Wilson	Tolbert	Devanney	Velazquez	Rave	Melendez	Caglianone	
5/24	@ Salt Lake	L 14-11	Champlain	O'Keefe	Pratto	Castillo	Tolbert	Devanney	Caglianone	Rave	Melendez	Wiener	
5/25	@ Salt Lake	W 5-3 (10)	Nogosek	Tresh	Pratto	Caglianone	Wilson	Devanney	Melendez	Wiener	Gentry	Velazquez	
5/27	ST. PAUL	L 7-0	Gant	O'Keefe	Pratto	Caglianone	Wilson	Devanney	Melendez	Tolbert	Wiener	Blanco	
5/28	ST. PAUL	L 5-3	Williams	Tresh	Pratto	Wilson	Tolbert	Devanney	Melendez	Wiener	Caglianone	Gentry	
5/29	ST. PAUL	L 3-1	Hatch	Maile	Pratto	Wilson	Biggio	Devanney	Melendez	Tolbert	Caglianone	O'Keefe	
5/30	ST. PAUL	L 9-8	Champlain	O'Keefe	Pratto	Castillo	Biggio	Devanney	Melendez	Tolbert	Gentry	Caglianone	
5/31	ST. PAUL	L 5-2	Ackenhausen	O'Keefe	Pratto	Biggio	Wilson	Devanney	Melendez	Tolbert	Blanco	Velazquez	
6/1	ST. PAUL	W 6-3	Hill	O'Keefe	Pratto	Biggio	Wilson	Devanney	Melendez	Tolbert	Caglianone	Pratto	
6/3	IOWA	POSTPONED											
6/4 [G1]	IOWA	L 1-0 (7)	Gant	Tresh	Pratto	Devanney	Biggio	Castillo	Gentry	Tolbert	Melendez	Wilson	
6/4 [G2]	IOWA	L 4-0 (7)	Wright	O'Keefe	Pratto	Devanney	Wilson	Devanney	Melendez	Blanco	Gentry	O'Keefe	
6/5	IOWA	L 8-5	Williams	O'Keefe	Pratto	Tolbert	Castillo	Devanney	Biggio	Blanco	Melendez	Maile	
6/6 [G1]	IOWA	L 5-3 (7)	Champlain	Maile	Pratto	Wilson	Castillo	Devanney	Melendez	Blanco	Gentry	O'Keefe	
6/6 [G2]	IOWA	W 9-5 (7)	Bosacker	Tresh	Pratto	Devanney	Biggio	Castillo	Melendez	Tolbert	Gentry	O'Keefe	
6/7	IOWA	L 7-3	Hill	O'Keefe	Pratto	Biggio	Cast	Devanney	Melendez	Blanco	Tresh	Blanco	
6/8	IOWA	L 7-3	Johnson	Maile	Pratto	Wilson	Castillo	Devanney	Melendez	Tolbert	Gentry	Biggio	
6/10	@ Toledo	W 9-8	Wright	O'Keefe	Pratto	Biggio	Castillo	Devanney	Melendez	Wiener	Gentry	Blanco	
6/11	@ Toledo	W 6-1	Gant	Tresh	Pratto	Wilson	Castillo	Devanney	Biggio	Blanco	Gentry	Melendez	
6/12	@ Toledo	W 7-0	Hatch	Maile	Pratto	Wilson	Biggio	Devanney	Melendez	Wiener	Gentry	Velazquez	
6/13	@ Toledo	W 2-0 (5)	Champlain	Tresh	Pratto	Wilson	Biggio	Devanney	Melendez	Blanco	Gentry	Wiener	
6/14	@ Toledo	W 6-2	Hill	O'Keefe	Pratto	Biggio	Castillo	Devanney	Melendez	Wiener	Gentry	Tresh	
6/15	@ Toledo	W 7-0	Wright	Maile	Pratto	Wilson	Castillo	Devanney	Melendez	Wiener	Blanco	Tresh	
6/17	DURHAM	L 7-1	Gant	Tresh	Pratto	Wilson	Castillo	Devanney	Melendez	Wiener	Gentry	Blanco	
6/18	DURHAM	L 7-2	Hatch	O'Keefe	Pratto	Wilson	Castillo	Devanney	Melendez	Wiener	Gentry	Tresh	
6/19	DURHAM	L 8-4	Champlain	Maile	Pratto	Wilson	Biggio	Castro	Devanney	Wiener	Melendez	Maile	
6/20	DURHAM	L 12-3	Hill	O'Keefe	Pratto	Wilson	Castro	Devanney	Melendez	Wiener	Blanco	Blanco	
6/21	DURHAM	L 8-7	Wright	Tresh	Pratto	Wilson	Biggio	Castillo	Melendez	Wiener	Gentry	Maile	
6/22	DURHAM	L 2-2	Gant	Tresh	Pratto	Wilson	Castro	Devanney	Melendez	Wiener	Gentry	Blanco	
6/24	@ Indianapolis	W 7-6 (10)	Hatch	Jensen	Pratto	Wilson	Castro	Devanney	Melendez	Wiener	Blanco	Massey	
6/25	@ Indianapolis	W 7-5 (10)	Champlain	Tresh	Pratto	Biggio	Castillo	Castro	Massey	Wiener	Melendez	Jensen	
6/26	@ Indianapolis	W 17-2	Hill	Maile	Pratto	Wilson	Castro	Devanney	Melendez	Blanco	Wiener	Jensen	
6/27	@ Indianapolis	L 2-0	Nogosek	Jensen	Pratto	Massey	Castro	Devanney	Melendez	Wiener	Gentry	Blanco	
6/28	@ Indianapolis	L 12-1	Gant	Jensen	Pratto	Biggio	Castro	Devanney	Blanco	Wiener	Gentry	Massey	
6/29	@ Indianapolis	L 3-2	Hatch	Maile	Pratto	Wilson	Castro	Devanney	Massey	Wiener	Melendez	Blanco	
7/1	@ Iowa	W 10-7	Dunn	Tresh	Pratto	Biggio	Castro	Devanney	Melendez	Wiener	Gentry	Jensen	
7/2	@ Iowa	L 10-3	Hill	Jensen	Pratto	Wilson	Castro	Devanney	Melendez	Wiener	Gentry	Blanco	
7/4	IOWA	L 7-2	Gant	Tresh	Pratto	Wilson	Biggio	Devanney	Melendez	Wiener	Blanco	Jensen	
7/5	IOWA	W 8-4	Hatch	Jensen	Pratto	Wilson	Biggio	Devanney	Melendez	Wiener	Gentry	Blanco	
7/6	IOWA	L 10-3	Dunn	Tresh	Pratto	Wilson	Biggio	Castro	Melendez	Wiener	Gentry	Blanco	
7/8	TOLEDO	L 12-8	Hill	Jensen	Pratto	Biggio	Wilson	Castro	Melendez	Wiener	Blanco	Tresh	
7/9	TOLEDO	W 13-7	Champlain	Jensen	Pratto	Wilson	Biggio	Castro	Melendez	Waters	Gentry	Blanco	
7/10	TOLEDO	L 2-2	Gant	Tresh	Pratto	Castillo	Biggio	Castro	Melendez	Wiener	Waters	Jensen	
7/11	TOLEDO	L 7-0	Hatch	Tresh	Pratto	Castillo	Biggio	Castro	Melendez	Wiener	Waters	Blanco	
7/12	TOLEDO	L 7-6	Keuchel	Hayes	Pratto	Castillo	Biggio	Castro	Melendez	Blanco	Gentry	Wiener	
7/13	TOLEDO	L 6-1	Hill	Tresh	Pratto	Castillo	Biggio	Castro	Gentry	Wiener	Waters	Wilson	
7/18	@ Buffalo	W 7-3	Keuchel	Jensen	Pratto	Wilson	Castillo	Castro	Melendez	Wiener	Waters	Blanco	
7/19	@ Buffalo	L 7-1	Hill	Tresh	Pratto	Wilson	Biggio	Castro	Melendez	Wiener	Gentry	Wiener	
7/20	@ Buffalo	W 8-6	Hatch	Jensen	Pratto	Wilson	Castillo	Castro	Melendez	Wiener	Waters	Gentry	
7/22	@ Syracuse	L 4-3	Champlain	Jensen	Pratto	Biggio	Castillo	Castro	Massey	Wiener	Waters	Melendez	
7/23	@ Syracuse	L 8-4	Tresh	Jensen	Pratto	Wilson	Castillo	Castro	Massey	Wiener	Waters	Pratto	
7/24	@ Syracuse	L 6-2	Keuchel	Jensen	Pratto	Wilson	Groshans	Castro	Biggio	Wiener	Blanco	Massey	
7/25	@ Syracuse	L 8-2	Dunn	Jensen	Pratto	Wilson	Groshans	Castro	Massey	Wiener	Martin	Blanco	
7/26	@ Syracuse	L 6-3	Hatch	Jensen	Pratto	Massey	Groshans	Castillo	Wilson	Wiener	Martin	Tresh	
7/27	@ Syracuse	L 2-1	Champlain	Tresh	Pratto	Massey	Castro	Castro	Blanco	Wiener	Waters	Jensen	
7/29	LOUISVILLE	W 5-2	Gant	Tresh	Pratto	Diaz	Castro	Castillo	Massey	Wiener	Waters	Jensen	
7/30	LOUISVILLE	L 2-4	Keuchel	Jensen	Pratto	Wilson	Castro	Castro	Blanco	Wiener	Gentry	Blanco	
7/31	LOUISVILLE	L 14-2	Wilson	Jensen	Pratto	Wilson	Diaz	Castillo	Blanco	Martin	Gentry	Castro	
8/1	LOUISVILLE	W 7-3	Bosacker	Jensen	Pratto	Wilson	Diaz	Castro	Martin	Waters	Gentry	Blanco	
8/2	LOUISVILLE	L 3-2	Champlain	Tresh	Pratto	Wilson	Castro	Castillo	Martin	Waters	Gentry	Blanco	
8/3	LOUISVILLE	L 3-2	Kolek	Jensen	Pratto	Diaz	Castro	Castro	Melendez	Waters	Martin	Blanco	
8/5	@ Indianapolis	W 7-6 (10)	Keuchel	Jensen	Castro	Wilson	Castillo	Diaz	Melendez	Waters	Blanco	Gentry	
8/6	@ Indianapolis	W 5-4	Champlain	Tresh	Pratto	Wilson	Castro	Diaz	Melendez	Waters	Blanco	Jensen	
8/7	@ Indianapolis	L 7-1	Avila	Jensen	Castro	Wilson	Castillo	Diaz	Pratto	Waters	Gentry	Tresh	
8/8	@ Indianapolis	W 2-1	Hatch	Jensen	Pratto	Wilson	Melendez	Castro	Castro	Waters	Waters	Blanco	
8/9	@ Indianapolis	W 10-4	Kolek	Jensen	Pratto	Wilson	Castro	Diaz	Massey	Waters	Melendez	Dalbec	
8/10	@ Indianapolis	W 6-1	Keuchel	Tresh	Pratto	Wilson	Dalbec	Diaz	Massey	Waters	Waters	Jensen	
8/12	ST. PAUL	L 8-3	Gant	Jensen	Castro	Massey	Dalbec	Diaz	Canha	Waters	Caglianone	Melendez	
8/13	ST. PAUL	L 8-3	Hatch	Tresh	Pratto	Wilson	Castro	Castro	Waters	Waters	Waters	Canha	
8/14	ST. PAUL	L 14-5	Bosacker	Tresh	Pratto	Wilson	Dalbec	Castro	Massey	Waters	Caglianone	Melendez	
8/15	ST. PAUL	L 10-2	Kolek	Tresh	Pratto	Massey	Diaz	Diaz	Canha	Waters	Caglianone	Melendez	
8/16	ST. PAUL	L 4-3	Keuch										



DATE	OPPONENT	RESULT	1	2	3	4	5	6	7	8	9
3/28	@ Iowa	L, 6-3	Rave	Waters	Loflin	Wiemer	Gentry	O'Keefe	Pratto	Tolbert	Devanney
3/29	@ Iowa	POSTPONED	Rave	Loflin	Gentry	Wiemer	Castro	Maile	Velázquez	Tolbert	Devanney
3/30	@ Iowa	POSTPONED	Rave	Loflin	Gentry	Wiemer	Castro	Maile	Velázquez	Tolbert	Devanney
4/1	LOUISVILLE	W, 7-3	Rave	Waters	Loflin	Wiemer	Castro	O'Keefe	Pratto	Tresh	Devanney
4/2	LOUISVILLE	W, 12-6	Rave	Waters	Loflin	Wiemer	Castro	Gentry	O'Keefe	Pratto	Devanney
4/3	LOUISVILLE	W, 5-3	Rave	Waters	Loflin	Gentry	Maile	Castro	Pratto	Velázquez	Devanney
4/4	LOUISVILLE	W, 2-0	Rave	Loflin	Wiemer	Castro	Maile	O'Keefe	Gentry	Groshans	Devanney
4/5	LOUISVILLE	L, 4-0	Rave	Waters	Loflin	Wiemer	Castro	O'Keefe	Pratto	Velázquez	Devanney
4/6	LOUISVILLE	W, 7-5 (10)	Loflin	Waters	Wiemer	Castro	Maile	Gentry	Tresh	Groshans	Devanney
4/8	@ St. Paul	W, 3-0	Rave	Waters	Loflin	Wiemer	Castro	O'Keefe	Velázquez	Pratto	Devanney
4/9	@ St. Paul	L, 3-2	Rave	Wiemer	Castro	Maile	Gordon	Velázquez	Pratto	Tresh	Devanney
4/10	@ St. Paul	L, 13-4	Rave	Wiemer	Loflin	Maile	Gordon	Velázquez	Pratto	Tresh	Devanney
4/11	@ St. Paul	L, 6-4	Rave	Castro	Loflin	O'Keefe	Wiemer	Gordon	Velázquez	Pratto	Tresh
4/12	@ St. Paul	W, 7-5	Rave	Castro	Loflin	O'Keefe	Wiemer	Gordon	Velázquez	Pratto	Tresh
4/13	@ St. Paul	L, 3-1	Rave	Castro	Loflin	Maile	Wiemer	Gordon	Velázquez	Pratto	Tresh
4/15	NORFOLK	W, 9-8	Rave	Canha	Loflin	Devanney	Maile	Wiemer	Velázquez	Pratto	Gordon
4/16	NORFOLK	L, 15-6	Rave	Canha	Loflin	Castro	O'Keefe	Wiemer	Velázquez	Pratto	Gordon
4/17	NORFOLK	W, 4-2	Gordon	Canha	Loflin	Wiemer	O'Keefe	Gentry	Pratto	Castro	Dickerson
4/18	NORFOLK	W, 10-8	Rave	Canha	Loflin	Wiemer	Gentry	Pratto	Velázquez	Gordon	Tresh
4/19	NORFOLK	L, 11-1	Rave	Loflin	Castro	O'Keefe	Wiemer	Gentry	Velázquez	Velázquez	Dickerson
4/20	NORFOLK	CANCELED									
4/22	@ Toledo	L, 9-8 (13)	Rave	Loflin	Melendez	Maile	Castro	Gentry	Gordon	Velázquez	Dickerson
4/23	@ Toledo	L, 8-4	Dickerson	Loflin	Melendez	O'Keefe	Castro	Wiemer	Pratto	Velázquez	Gordon
4/24	@ Toledo	L, 4-3	Rave	Loflin	Melendez	Devanney	Castro	Wiemer	Dickerson	Pratto	Tresh
4/25	@ Toledo	POSTPONED									
4/26 [G1]	@ Toledo	L, 3-1 (7)	Dickerson	Melendez	Maile	Castro	Gentry	Velázquez	Wiemer	Pratto	Gordon
4/26 [G2]	@ Toledo	L, 3-1 (7)	Dickerson	Melendez	O'Keefe	Gentry	Castro	Velázquez	Wiemer	Pratto	Gordon
4/27	@ Toledo	L, 2-0	Rave	Dickerson	Melendez	Gentry	Castro	Tresh	Pratto	Velázquez	Gordon
4/29	INDIANAPOLIS	L, 9-7	Wilson	Blanco	Dickerson	Melendez	Gentry	Castro	Wiemer	Pratto	Tresh
4/30	INDIANAPOLIS	W, 9-6	Rave	Wilson	Dickerson	Melendez	Maile	Castro	Wiemer	Velázquez	Pratto
5/1	INDIANAPOLIS	L, 7-1	Rave	Blanco	Loflin	Devanney	Wiemer	Gentry	O'Keefe	Pratto	Tresh
5/2	INDIANAPOLIS	L, 6-0	Rave	Wilson	Loflin	Melendez	Devanney	Castro	Wiemer	Velázquez	O'Keefe
5/3	INDIANAPOLIS	W, 5-1	Rave	Blanco	Loflin	Melendez	Devanney	Wiemer	Wiemer	Tresh	Pratto
5/4	INDIANAPOLIS	W, 8-1	Rave	Wilson	Loflin	Melendez	O'Keefe	Castro	Gentry	Velázquez	Pratto
5/6	@ Louisville	L, 6-5	Rave	Blanco	Loflin	Melendez	Tolbert	Gentry	Wiemer	Pratto	Tresh
5/7	@ Louisville	L, 6-5	Rave	Wilson	Loflin	Castro	Velázquez	Gentry	Pratto	Tresh	Tolbert
5/8	@ Louisville	W, 6-1	Rave	Loflin	Melendez	Devanney	O'Keefe	Wilson	Velázquez	Pratto	Tolbert
5/9	@ Louisville	W, 5-2	Rave	Blanco	Loflin	Melendez	Devanney	O'Keefe	Gentry	Pratto	Tolbert
5/10	@ Louisville	L, 2-0	Rave	Blanco	Loflin	Melendez	Devanney	Wilson	Velázquez	Pratto	Tolbert
5/11	@ Louisville	L, 4-3	Rave	Loflin	Melendez	Devanney	Gentry	O'Keefe	Velázquez	Pratto	Tolbert
5/13	COLUMBUS	L, 9-3	Rave	Blanco	Loflin	Melendez	Devanney	Gentry	Wiemer	Pratto	O'Keefe
5/14	COLUMBUS	W, 8-3	Rave	Loflin	Devanney	Gentry	Melendez	Velázquez	Pratto	Velázquez	Tolbert
5/15	COLUMBUS	L, 14-10	Rave	Loflin	Devanney	Gentry	O'Keefe	Velázquez	Gentry	Groshans	Pratto
5/16	COLUMBUS	W, 9-7	Rave	Loflin	Devanney	Melendez	Velázquez	Gentry	Tresh	Pratto	Tolbert
5/17	COLUMBUS	L, 8-2	Rave	Loflin	Devanney	Melendez	Velázquez	Gentry	O'Keefe	Groshans	Tolbert
5/18	COLUMBUS	L, 9-6	Rave	Loflin	Devanney	Melendez	Velázquez	Gentry	Tresh	Pratto	Tolbert
5/20	@ Salt Lake	L, 2-5	Rave	Loflin	Caglianone	Devanney	Velázquez	Devanney	Gentry	O'Keefe	Pratto
5/21	@ Salt Lake	L, 6-4	Rave	Loflin	Caglianone	Devanney	Melendez	Tresh	Wiemer	Pratto	Wilson
5/22	@ Salt Lake	L, 9-5	Rave	Wilson	Caglianone	Devanney	Melendez	Gentry	O'Keefe	Pratto	Tolbert
5/23	@ Salt Lake	L, 11-10	Rave	Tolbert	Caglianone	Devanney	Melendez	Tresh	Velázquez	Pratto	Wilson
5/24	@ Salt Lake	L, 14-11	Rave	Castillo	Caglianone	Devanney	Melendez	Wiemer	O'Keefe	Gentry	Pratto
5/25	@ Salt Lake	W, 5-3 (10)	Castillo	Wilson	Caglianone	Devanney	Melendez	Wiemer	O'Keefe	Pratto	Wilson
5/27	ST. PAUL	W, 7-5	Castillo	Wilson	Caglianone	Devanney	Melendez	Gentry	O'Keefe	Pratto	Tolbert
5/28	ST. PAUL	L, 5-3	Tolbert	Wilson	Caglianone	Devanney	Melendez	Tresh	Gentry	Wiemer	Pratto
5/29	ST. PAUL	L, 3-1	Tolbert	Wilson	Caglianone	Devanney	Melendez	Wilson	Wiemer	O'Keefe	Pratto
5/30	ST. PAUL	L, 9-8	Tolbert	Wilson	Caglianone	Devanney	Melendez	Gentry	Castillo	O'Keefe	Pratto
5/31	ST. PAUL	L, 5-2	Tolbert	Wilson	Caglianone	Devanney	Melendez	Gentry	Castillo	Tresh	Castillo
6/1	ST. PAUL	W, 6-3	Tolbert	Wilson	Caglianone	Devanney	Melendez	Wilson	Castillo	O'Keefe	Pratto
6/2	IOWA	POSTPONED									
6/4 [G1]	IOWA	L, 1-0 (7)	Tolbert	Biggio	Devanney	Melendez	Gentry	Wilson	Tresh	Pratto	Castillo
6/4 [G2]	IOWA	L, 4-0 (7)	Blanco	Castillo	Devanney	Melendez	Gentry	Wilson	Maile	O'Keefe	Pratto
6/5	IOWA	L, 8-5	Castillo	Tolbert	Devanney	Melendez	Maile	Wilson	Biggio	O'Keefe	Pratto
6/6 [G1]	IOWA	L, 3-1 (7)	Castillo	Blanco	Devanney	Melendez	Maile	Gentry	Wilson	O'Keefe	Pratto
6/6 [G2]	IOWA	W, 9-5 (7)	Castillo	Tolbert	Devanney	Melendez	O'Keefe	Tresh	Biggio	Gentry	Pratto
6/7	IOWA	W, 6-5	Castillo	Tolbert	Devanney	Melendez	Gentry	O'Keefe	Wilson	Tresh	Biggio
6/8	IOWA	L, 7-3	Castillo	Tolbert	Devanney	Melendez	Gentry	Maile	Wilson	Biggio	Pratto
6/10	@ Toledo	W, 9-8	Castillo	Blanco	Devanney	Melendez	Gentry	Biggio	Wiemer	O'Keefe	Pratto
6/11	@ Toledo	W, 6-1	Castillo	Blanco	Devanney	Melendez	Gentry	Biggio	Wilson	Tresh	Pratto
6/12	@ Toledo	W, 7-0	Castillo	Blanco	Devanney	Melendez	Gentry	Biggio	Wiemer	Pratto	Maile
6/13	@ Toledo	W, 2-0 (5)	Castillo	Blanco	Devanney	Melendez	Gentry	Biggio	Wiemer	Tresh	Wilson
6/14	@ Toledo	W, 2-0	Castillo	Blanco	Devanney	Melendez	Gentry	Biggio	Wiemer	O'Keefe	Pratto
6/15	@ Toledo	W, 7-0	Castillo	Blanco	Devanney	Melendez	Tresh	Wiemer	Biggio	Maile	Wilson
6/17	DURHAM	L, 7-1	Castillo	Blanco	Devanney	Melendez	Wiemer	Gentry	Tresh	Wilson	Pratto
6/18	DURHAM	L, 7-2	Castillo	Blanco	Devanney	Melendez	Wiemer	Gentry	Biggio	O'Keefe	Pratto
6/19	DURHAM	L, 8-4	Castillo	Blanco	Devanney	Melendez	Wiemer	Gentry	Maile	Wilson	Pratto
6/20	DURHAM	L, 12-3	Blanco	Biggio	Devanney	Melendez	Wiemer	Gentry	Castro	O'Keefe	Wilson
6/21	DURHAM	L, 8-7	Castillo	Biggio	Wiemer	Melendez	Tresh	Gentry	Maile	Wilson	Pratto
6/22	DURHAM	L, 7-6	Blanco	Biggio	Devanney	Melendez	Wiemer	Castro	Gentry	Maile	Castillo
6/24	@ Indianapolis	L, 9-1	Blanco	Massey	Devanney	Melendez	Wiemer	Jensen	Castillo	Wilson	Pratto
6/25	@ Indianapolis	W, 7-5 (10)	Castillo	Biggio	Devanney	Melendez	Wiemer	Jensen	Tresh	Wilson	Pratto
6/26	@ Indianapolis	W, 17-2	Blanco	Biggio	Devanney	Melendez	Wiemer	Jensen	Castillo	Maile	Wilson
6/27	@ Indianapolis	L, 2-0	Castro	Massey	Devanney	Melendez	Wiemer	Jensen	Gentry	Wilson	Pratto
6/28	@ Indianapolis	L, 2-1	Blanco	Biggio	Massey	Devanney	Wiemer	Jensen	Gentry	Castro	Pratto
6/29	@ Indianapolis	L, 3-2	Blanco	Biggio	Devanney	Melendez	Wiemer	Jensen	Castro	Maile	Wilson
7/1	@ Iowa	W, 10-7	Melendez	Biggio	Devanney	Wiemer	Jensen	Castro	Gentry	Tresh	Pratto
7/2	@ Iowa	L, 10-6	Melendez	Biggio	Devanney	Wiemer	Blanco	Jensen	Wilson	Castillo	Pratto
7/3	@ Iowa	L, 12-3	Melendez	Biggio	Devanney	Wiemer	Blanco	Jensen	Gentry	Wilson	Pratto
7/4	@ Iowa	L, 7-2	Melendez	Biggio	Devanney	Wiemer	Blanco	Jensen	Tresh	Wilson	Pratto
7/5	IOWA	W, 8-4	Melendez	Biggio	Devanney	Wiemer	Blanco	Jensen	Gentry	Wilson	Pratto
7/6	IOWA	L, 9-5	Melendez	Blanco	Biggio	Wiemer	Tresh	Gentry	Wilson	Castillo	Pratto
7/8	TOLEDO	L, 12-8	Melendez	Blanco	Biggio	Wiemer	Tresh	Jensen	Castro	Wilson	Castillo
7/9	TOLEDO	W, 13-7	Melendez	Biggio	Devanney	Wiemer	Jensen	Gentry	Wilson	Castro	Pratto
7/10	TOLEDO	L, 3-2	Melendez	Biggio	Waters	Jensen	Wiemer	Tresh	Castro	Castillo	Pratto
7/11	TOLEDO	L, 1-0	Melendez	Biggio	Waters	Wiemer	Blanco	Tresh	Castro	Castillo	Pratto
7/12	TOLEDO	L, 7-6	Melendez	Castillo	Biggio	Wiemer	Blanco	Castro	Gentry	Hayes	Pratto
7/13	TOLEDO	L, 6-0	Wilson	Castillo	Waters	Wiemer	Castro	Tresh	Gentry	Castillo	Pratto
7/18	@ Buffalo	W, 7-3	Melendez	Biggio	Waters	Jensen	Blanco	Wiemer	Castro	Wilson	Castillo
7/19	@ Buffalo	L, 3-2	Melendez	Biggio	Waters	Castro	Wiemer	Tresh	Gentry	Castillo	Pratto
7/20	@ Buffalo	W, 6-2	Melendez	Castillo	Waters	Jensen	Wiemer	Castro	Gentry	Wilson	Pratto
7/22	@ Syracuse	L, 4-3	Melendez	Waters	Massey	Jensen	Wiemer	Castro	Biggio	Wilson	Pratto
7/23	@ Syracuse	L, 8-4	Massey	Blanco	Biggio	Wiemer	Tresh	Castro	Wilson	Pratto	Castillo
7/24	@ Syracuse	L, 6-2	Massey	Blanco	Jensen	Wiemer	Wiemer	Castro	Wilson	Pratto	Groshans
7/25	@ Syracuse	L, 8-2	Massey	Blanco	Jensen	Wiemer	Castro	Wilson	Pratto	Groshans	Martin
7/26	@ Syracuse	L, 2-1	Massey	Tresh	Massey	Jensen	Castro	Wilson	Pratto	Groshans	Martin
7/27	@ Syracuse	L, 2-1	Massey	Waters	Jensen	Jensen	Tresh	Castro	Wilson	Pratto	Groshans
7/29	LOUISVILLE	W, 5-2	Massey	Jensen	Waters	Tresh	Castro	Wilson	Diaz	Castillo	Pratto
7/30	LOUISVILLE	W, 4-2	Massey	Jensen	Waters	Jensen	Castro	Wilson	Diaz	Castillo	Martin
7/31	LOUISVILLE	L, 4-2	Massey	Jensen	Waters	Jensen	Blanco	Wilson	Diaz	Castillo	Pratto
8/1	LOUISVILLE	W, 7-3	Martin	Blanco	Jensen	Jensen	Castro	Gentry	Wilson	Diaz	Pratto
8/2	LOUISVILLE	L, 9-0	Martin	Blanco	Jensen	Tresh	Castro	Gentry	Wilson	Castro	Pratto
8/3	LOUISVILLE	L, 3-2	Melendez	Waters	Jensen	Gentry	Castro	Wilson	Pratto	Diaz	Martin
8/4	@ Indianapolis	W, 6-10	Melendez	Blanco	Jensen	Castro	Wilson	Gentry	Wilson	Castro	Pratto
8/6	@ Indianapolis	W, 5-4	Melendez	Blanco	Jensen	Jensen	Tresh	Castro	Wilson	Diaz	Pratto
8/7	@ Indianapolis	L, 4-2	Castro	Gentry	Jensen	Tresh	Waters	Wilson	Diaz	Castillo	Pratto
8/8	@ Indianapolis	W, 2-1	Melendez	Gentry	Jensen	Tresh	Waters	Castro	Wilson	Diaz	Pratto
8/9	@ Indianapolis	W, 10-4	Melendez	Massey	Jensen	Dalbec	Waters	Castro	Wilson	Diaz	Pratto
8/10	@ Indianapolis	W, 6-1	Melendez	Massey	Jensen	Dalbec	Waters	Tresh	Wilson	Diaz	Pratto
8/12	ST. PAUL	W, 8-7	Melendez	Massey	Jensen	Caglianone	Canha	Waters	Dalbec	Castro	Diaz
8/13	ST. PAUL	L, 8-3	Melendez	Massey	Canha	Tresh	Waters	Dalbec	Castro	Castillo	Pratto
8/14	ST. PAUL	L, 4-3	Melendez	Castro	Massey	Caglianone	Waters	Dalbec	Wilson	Pratto	Pratto
8/15	ST. PAUL	L, 10-2	Melendez	Massey	Canha	Caglianone	Waters	Tresh	Castro	Diaz	Pratto
8/16	ST. PAUL	W, 4-3	Melendez	Massey	Canha	Caglianone	Jensen	Waters	Dalbec	Gentry	Diaz
8/17	ST. PAUL	W, 12-11	Melendez	Castro	Caglianone	Jensen	Tresh	Dalbec	Wilson	Diaz	Pratto
8/18	@ Columbus	L, 1-0	Melendez	Massey	Caglianone	Jensen	Waters	Dalbec	Wilson	Dalbec	Pratto
8/20	@ Columbus	W, 6-5	Melendez	Massey	Caglianone	Jensen	Waters	Castro	Dalbec	Diaz	Pratto
8/21	@ Columbus	L, 9-5	Melendez	Massey	Caglianone	Jensen	Castro	Dalbec	Tresh	Wilson	Diaz
8/22	@ Columbus	W, 5-4	Melendez	Blanco	Massey	Caglianone	Jensen	Castro	Dalbec	Diaz	Pratto
8/23	@ Columbus	W, 32-7	Melendez	Massey	Caglianone	Jensen	Waters	Castro	Dalbec	Diaz	Pratto
8/24	@ Columbus	W, 7-3	Melendez	Castro	Caglianone	Jensen	Tresh	Gentry	Wilson	Pratto	Castillo
8/26	LEHIGH VALLEY	W, 11-9	Melendez	Rave	Caglianone	Jensen	Blanco	Castro	Dalbec	Diaz	Pratto
8/27	LEHIGH VALLEY	L, 15-3	Melendez	Rave	Caglianone	Jensen	Waters	Castro	Dalbec	Wilson	Diaz
8/28	LEHIGH VALLEY	L, 12-7	Melendez	Rave	Caglianone	Jensen	Blanco	Castro	Dalbec	Diaz	Pratto
8/29	LEHIGH VALLEY	L, 11-4									

DATE	OPPONENT	RESULT	PCT	TC	E	E-THR.	E-FLD.	PO	A	DP	TP	SB	CS	CS %
3/28	@ Iowa	L, 6-3	1.000	28	0	0	0	24	4	0	0	2	1	33.3%
3/29	@ Iowa	W, 12-7	.974	39	1	1	0	27	11	2	0	0	0	----
3/30	@ Iowa	POSTPONED												
4/1	LOUISVILLE	L, 7-3	.944	36	2	1	1	27	7	0	0	3	0	0.0%
4/2	LOUISVILLE	W, 12-6	.951	41	2	1	1	27	12	1	0	0	0	----
4/3	LOUISVILLE	W, 5-3	1.000	40	0	0	0	27	13	1	0	1	1	50.0%
4/4	LOUISVILLE	W, 8-2	.974	39	1	0	1	27	11	0	0	0	0	----
4/5	LOUISVILLE	L, 4-0	1.000	33	0	0	0	27	6	2	0	2	0	0.0%
4/6	LOUISVILLE	L, 7-5 (10)	1.000	43	0	0	0	30	13	0	0	3	0	0.0%
4/8	@ St. Paul	W, 3-0	1.000	37	0	0	0	27	10	0	0	0	0	----
4/9	@ St. Paul	L, 3-2	.917	36	3	2	1	24	9	1	0	0	0	----
4/10	@ St. Paul	L, 13-4	.967	30	1	0	1	24	5	0	0	3	0	0.0%
4/11	@ St. Paul	L, 6-4	.972	36	1	1	0	24	11	1	0	3	0	0.0%
4/12	@ St. Paul	W, 7-5	.972	36	1	0	1	27	8	0	0	1	1	50.0%
4/13	@ St. Paul	W, 5-3	1.000	42	0	0	0	27	15	1	0	1	1	50.0%
4/15	NORFOLK	W, 9-8	.973	37	1	1	0	27	9	2	0	2	0	0.0%
4/16	NORFOLK	L, 15-6	.919	37	3	1	2	27	7	1	0	1	0	0.0%
4/17	NORFOLK	W, 4-2	1.000	37	0	0	0	27	10	3	0	1	0	0.0%
4/18	NORFOLK	W, 10-8	1.000	34	0	0	0	27	7	1	0	0	0	----
4/19	NORFOLK	L, 11-1	.971	35	1	1	0	27	7	0	0	1	0	0.0%
4/20	NORFOLK	CANCELED												
4/22	@ Toledo	L, 9-8 (13)	.979	48	1	1	0	38	9	0	0	8	0	0.0%
4/23	@ Toledo	L, 8-4	.933	30	2	1	1	24	4	0	0	2	0	0.0%
4/24	@ Toledo	L, 4-3	.971	35	1	0	1	26	8	0	0	1	0	0.0%
4/25	@ Toledo	POSTPONED												
4/26 [G1]	@ Toledo	L, 3-1 (7)	.958	24	1	1	0	18	5	1	0	1	0	0.0%
4/26 [G2]	@ Toledo	L, 4-1 (7)	.960	25	1	0	1	18	6	1	0	1	2	66.7%
4/27	@ Toledo	L, 2-0	.966	29	1	1	0	24	4	0	0	1	0	0.0%
4/29	INDIANAPOLIS	L, 9-7	1.000	34	0	0	0	27	7	0	0	1	0	0.0%
4/30	INDIANAPOLIS	W, 9-6	1.000	34	0	0	0	27	7	1	0	0	0	----
5/1	INDIANAPOLIS	L, 7-2	.977	43	1	1	0	27	15	1	0	1	1	50.0%
5/2	INDIANAPOLIS	L, 6-0	1.000	35	0	0	0	27	8	1	0	4	0	0.0%
5/3	INDIANAPOLIS	W, 5-1	.973	37	1	0	1	27	9	0	0	0	2	100.0%
5/4	INDIANAPOLIS	W, 8-1	1.000	36	0	0	0	27	9	0	0	0	0	----
5/6	@ Louisville	L, 9-1	1.000	31	0	0	0	24	7	2	0	0	0	----
5/7	@ Louisville	L, 6-5	1.000	31	0	0	0	24	7	0	0	0	1	100.0%
5/8	@ Louisville	W, 6-1	1.000	35	0	0	0	27	8	1	0	0	0	----
5/9	@ Louisville	W, 5-2	.973	37	1	1	0	27	9	0	0	0	0	----
5/10	@ Louisville	W, 9-0	1.000	36	0	0	0	27	9	0	0	0	0	----
5/11	@ Louisville	L, 4-3	.973	37	1	0	1	26	10	2	0	0	0	----
5/13	COLUMBUS	W, 9-3	1.000	35	0	0	0	27	8	1	0	0	0	----
5/14	COLUMBUS	W, 8-3	1.000	37	0	0	0	27	10	2	0	3	1	25.0%
5/15	COLUMBUS	L, 14-10	1.000	36	0	0	0	27	9	0	0	0	0	----
5/16	COLUMBUS	W, 9-7	.974	38	1	0	1	27	10	2	0	2	0	0.0%
5/17	COLUMBUS	L, 8-2	1.000	35	0	0	0	27	8	0	0	0	0	----
5/18	COLUMBUS	L, 9-6	.973	37	1	0	1	27	9	0	0	2	0	0.0%
5/20	@ Salt Lake	L, 6-5	.943	35	2	1	1	24	9	2	0	0	0	----
5/21	@ Salt Lake	L, 6-4	.971	34	1	1	0	24	9	1	0	0	0	----
5/22	@ Salt Lake	L, 9-5	1.000	31	0	0	0	24	7	0	0	5	0	0.0%
5/23	@ Salt Lake	L, 11-10	.972	36	1	1	0	26	9	0	0	1	0	0.0%
5/24	@ Salt Lake	L, 14-11	.938	32	2	1	1	24	6	0	0	2	0	0.0%
5/25	@ Salt Lake	W, 5-3 (10)	1.000	40	0	0	0	30	10	0	0	3	0	0.0%
5/27	ST. PAUL	W, 7-5	1.000	34	0	0	0	27	7	1	0	0	0	----
5/28	ST. PAUL	L, 5-3	1.000	31	0	0	0	27	4	0	0	0	0	----
5/29	ST. PAUL	L, 3-1	.976	41	1	0	1	27	13	0	0	0	0	----
5/30	ST. PAUL	L, 9-8	.975	40	1	0	1	27	12	2	0	1	0	0.0%
5/31	ST. PAUL	W, 5-2	.974	38	1	0	1	27	10	1	0	1	0	0.0%
6/1	ST. PAUL	W, 6-3	1.000	39	0	0	0	27	12	2	0	0	0	----
6/3	IOWA	POSTPONED												
6/4 [G1]	IOWA	L, 1-0 (7)	1.000	26	0	0	0	18	8	0	0	1	0	0.0%
6/4 [G2]	IOWA	L, 4-0 (7)	1.000	25	0	0	0	21	4	0	0	0	0	----
6/5	IOWA	L, 8-5	.969	32	1	1	0	27	4	0	0	2	0	0.0%
6/6 [G1]	IOWA	L, 5-3 (7)	1.000	30	0	0	0	21	9	0	0	0	0	----
6/6 [G2]	IOWA	W, 9-5 (7)	1.000	29	0	0	0	21	8	3	0	0	0	----
6/7	IOWA	W, 6-5	.974	38	1	1	0	27	10	1	0	0	1	100.0%
6/8	IOWA	L, 7-3	.947	38	2	1	1	27	9	0	0	2	1	33.3%
6/10	@ Toledo	W, 9-8	.972	36	1	1	0	27	8	1	0	2	0	0.0%
6/11	@ Toledo	W, 6-1	1.000	34	0	0	0	27	7	0	0	0	0	----
6/12	@ Toledo	W, 7-0	1.000	38	0	0	0	27	11	0	0	0	1	100.0%
6/13	@ Toledo	W, 2-0 (5)	1.000	18	0	0	0	15	3	0	0	0	0	----
6/14	@ Toledo	W, 6-2	.947	38	2	1	1	27	9	1	0	6	0	0.0%
6/15	@ Toledo	W, 7-0	.972	36	1	1	0	27	8	0	0	0	0	----
6/17	DURHAM	L, 7-1	.974	38	1	0	1	27	10	0	0	4	0	0.0%
6/18	DURHAM	L, 7-2	.976	42	1	0	1	27	14	1	0	1	1	50.0%
6/19	DURHAM	L, 8-4	.971	35	1	0	1	27	7	2	0	3	0	0.0%
6/20	DURHAM	L, 12-3	.892	37	4	3	1	27	6	1	0	5	0	0.0%
6/21	DURHAM	L, 8-7	.923	39	3	2	1	27	9	2	0	2	1	33.3%
6/22	DURHAM	L, 7-6	1.000	37	0	0	0	27	10	0	0	2	0	0.0%

DATE	OPPONENT	RESULT	PCT	TC	E	E-THR.	E-FLD.	PO	A	DP	TP	SB	CS	CS %
6/24	@ Indianapolis	L, 9-1	1.000	33	0	0	0	24	9	1	0	1	0	0.0%
6/25	@ Indianapolis	W, 7-5 (10)	.976	42	1	0	1	30	11	1	0	2	0	0.0%
6/26	@ Indianapolis	W, 17-2	1.000	32	0	0	0	27	5	0	0	1	1	50.0%
6/27	@ Indianapolis	L, 2-0	.971	35	1	1	0	24	10	1	0	1	0	0.0%
6/28	@ Indianapolis	L, 12-1	.935	31	2	1	1	24	5	1	0	0	1	100.0%
6/29	@ Indianapolis	L, 3-2	1.000	33	0	0	0	24	9	1	0	2	0	0.0%
7/1	@ Iowa	W, 10-7	.975	40	1	0	1	27	12	0	0	4	0	0.0%
7/2	@ Iowa	L, 10-6	.974	38	1	0	1	24	13	2	0	2	0	0.0%
7/3	@ Iowa	L, 12-3	.969	32	1	0	1	24	7	0	0	3	0	0.0%
7/4	IOWA	L, 7-2	1.000	41	0	0	0	27	14	4	0	0	0	---
7/5	IOWA	W, 8-4	1.000	40	0	0	0	27	13	0	0	0	0	---
7/6	IOWA	L, 9-5	.946	37	2	2	0	27	8	0	0	4	0	0.0%
7/8	TOLEDO	L, 12-8	1.000	32	0	0	0	27	5	1	0	0	0	---
7/9	TOLEDO	W, 13-7	1.000	34	0	0	0	27	7	0	0	0	0	---
7/10	TOLEDO	L, 3-2	1.000	40	0	0	0	27	13	4	0	1	1	50.0%
7/11	TOLEDO	L, 1-0	1.000	32	0	0	0	27	5	0	0	1	0	0.0%
7/12	TOLEDO	L, 7-6	1.000	40	0	0	0	27	13	1	0	0	0	---
7/13	TOLEDO	L, 6-1	.971	34	1	0	1	27	6	1	0	5	0	0.0%
7/18	@ Buffalo	W, 7-3	1.000	35	0	0	0	27	8	2	0	0	1	100.0%
7/19	@ Buffalo	L, 3-2	.971	35	1	0	1	24	10	2	0	0	0	---
7/20	@ Buffalo	W, 8-6	.976	41	1	0	1	27	13	1	0	0	0	---
7/22	@ Syracuse	L, 4-3	1.000	32	0	0	0	24	8	1	0	2	0	0.0%
7/23	@ Syracuse	L, 8-4	.972	36	1	1	0	24	11	1	0	1	0	0.0%
7/24	@ Syracuse	L, 6-2	.971	34	1	0	1	24	9	0	0	0	0	---
7/25	@ Syracuse	L, 8-2	1.000	30	0	0	0	24	6	1	0	1	0	0.0%
7/26	@ Syracuse	L, 6-3	.970	33	1	1	0	24	8	1	0	2	0	0.0%
7/27	@ Syracuse	L, 2-1	1.000	33	0	0	0	25	8	1	0	1	0	0.0%
7/29	LOUISVILLE	W, 5-2	1.000	37	0	0	0	27	10	0	0	0	0	---
7/30	LOUISVILLE	W, 4-2	1.000	39	0	0	0	27	12	0	0	1	0	0.0%
7/31	LOUISVILLE	L, 14-2	1.000	36	0	0	0	27	9	1	0	2	0	0.0%
8/1	LOUISVILLE	W, 7-3	.971	35	1	1	0	27	7	0	0	1	0	0.0%
8/2	LOUISVILLE	L, 9-0	1.000	40	0	0	0	27	13	3	0	1	0	0.0%
8/3	LOUISVILLE	L, 3-2	1.000	39	0	0	0	27	12	2	0	1	1	50.0%
8/5	@ Indianapolis	W, 7-6 (10)	.953	43	2	1	1	30	11	0	0	1	1	50.0%
8/6	@ Indianapolis	W, 5-4	.941	34	2	1	1	27	5	0	0	3	0	0.0%
8/7	@ Indianapolis	L, 4-2	1.000	28	0	0	0	24	4	0	0	1	0	0.0%
8/8	@ Indianapolis	W, 2-1	.972	36	1	1	0	27	8	0	0	2	1	33.3%
8/9	@ Indianapolis	W, 10-4	.974	38	1	1	0	27	10	3	0	0	0	---
8/10	@ Indianapolis	W, 6-1	1.000	37	0	0	0	27	10	0	0	1	0	0.0%
8/12	ST. PAUL	W, 8-7	1.000	38	0	0	0	27	11	2	0	2	0	0.0%
8/13	ST. PAUL	L, 8-3	1.000	37	0	0	0	27	10	0	0	1	0	0.0%
8/14	ST. PAUL	L, 14-5	.947	38	2	1	1	27	9	0	0	2	0	0.0%
8/15	ST. PAUL	L, 10-2	1.000	36	0	0	0	27	9	2	0	0	0	---
8/16	ST. PAUL	W, 4-3	.947	38	2	1	1	27	9	0	0	2	0	0.0%
8/17	ST. PAUL	W, 12-11	.921	38	3	1	2	27	8	3	0	1	0	0.0%
8/19	@ Columbus	W, 9-4	1.000	38	0	0	0	27	11	1	0	0	0	---
8/20	@ Columbus	W, 6-5	1.000	35	0	0	0	27	8	1	0	1	0	0.0%
8/21	@ Columbus	L, 9-5	1.000	29	0	0	0	24	5	1	0	2	0	0.0%
8/22	@ Columbus	W, 5-4	.974	38	1	1	0	27	10	3	0	1	1	50.0%
8/23	@ Columbus	W, 23-7	.975	40	1	0	1	27	12	1	0	2	0	0.0%
8/24	@ Columbus	W, 7-3	1.000	34	0	0	0	27	7	0	0	3	1	25.0%
8/26	LEHIGH VALLEY	W, 11-9	1.000	39	0	0	0	27	12	0	0	0	0	---
8/27	LEHIGH VALLEY	L, 15-3	.971	34	1	0	1	27	6	0	0	2	0	0.0%
8/28	LEHIGH VALLEY	L, 10-7	1.000	32	0	0	0	27	5	0	0	2	0	0.0%
8/29	LEHIGH VALLEY	L, 11-4	.972	36	1	1	0	27	8	1	0	2	0	0.0%
8/30	LEHIGH VALLEY	L, 7-6 (5)	.952	21	1	1	0	15	5	0	0	1	0	0.0%
8/31	LEHIGH VALLEY	CANCELED												
9/2	@ Iowa	L, 12-0	.943	35	2	1	1	24	9	1	0	2	0	0.0%
9/3	@ Iowa	L, 4-3	1.000	32	0	0	0	24	8	1	0	4	0	0.0%
9/4	@ Iowa	L, 4-3	1.000	36	0	0	0	24	12	2	0	1	0	0.0%
9/5	@ Iowa	L, 12-11	.972	36	1	1	0	26	9	1	0	1	0	0.0%
9/6	@ Iowa	L, 5-3	.900	40	4	2	2	24	12	0	0	1	1	50.0%
9/7	@ Iowa	L, 5-3	1.000	28	0	0	0	24	4	0	0	3	0	0.0%
9/9	CHARLOTTE	W, 7-1	1.000	29	0	0	0	27	2	0	0	1	0	0.0%
9/10	CHARLOTTE	W, 3-2	.974	38	1	0	1	27	10	3	0	1	2	66.7%
9/11	CHARLOTTE	W, 11-3	1.000	38	0	0	0	27	11	0	0	2	0	0.0%
9/12	CHARLOTTE	W, 10-1	1.000	31	0	0	0	27	4	0	0	0	0	---
9/13	CHARLOTTE	W, 8-3	1.000	39	0	0	0	27	12	1	0	0	0	---
9/14	CHARLOTTE	L, 8-0	.927	41	3	3	0	27	11	1	0	0	0	---
9/16	@ Columbus	L, 9-2	1.000	30	0	0	0	24	6	0	0	4	1	20.0%
9/17	@ Columbus	L, 3-0	1.000	31	0	0	0	24	7	0	0	0	0	---
9/18	@ Columbus	W, 7-5	1.000	33	0	0	0	27	6	0	0	5	1	16.7%
9/19	@ Columbus	L, 7-4 (10)	1.000	39	0	0	0	28	11	2	0	2	1	33.3%
9/20	@ Columbus	W, 8-7	.950	40	2	2	0	27	11	0	0	2	0	0.0%
9/21	@ Columbus	L, 3-1	.967	30	1	1	0	24	5	0	0	2	0	0.0%



DATE	OPPONENT	RESULT	AB	R	H	TB	2B	3B	HR	XBH	RBI	BB	IBB	SO	SB	CS	SAC	SF	HBP	GIDP	LOB	PA
3/28	@ Iowa	L, 6-3	31	3	5	6	1	0	0	1	2	4	0	15	5	0	0	1	0	0	6	36
3/29	@ Iowa	W, 12-7	35	12	12	21	3	0	2	5	12	10	0	10	4	0	2	0	1	0	9	48
3/30	@ Iowa	POSTPONED																				
4/1	LOUISVILLE	L, 7-3	32	3	7	17	1	0	3	4	3	6	0	5	0	0	1	0	0	1	9	39
4/2	LOUISVILLE	W, 12-6	34	12	11	24	2	1	3	6	10	5	0	10	1	0	0	0	1	2	4	40
4/3	LOUISVILLE	W, 5-3	32	5	9	16	1	0	2	3	4	4	0	9	0	0	0	0	0	2	5	36
4/4	LOUISVILLE	W, 8-2	31	8	9	16	2	1	1	4	5	8	0	7	2	0	1	2	1	0	11	43
4/5	LOUISVILLE	L, 4-0	29	0	4	4	0	0	0	0	0	3	0	12	0	1	0	0	1	1	6	33
4/6	LOUISVILLE	L, 7-5 (10)	38	5	9	17	2	0	2	4	5	4	0	10	2	0	0	1	0	1	9	43
4/8	@ St. Paul	W, 3-0	31	3	6	7	1	0	0	1	3	5	0	13	6	0	1	1	0	0	8	38
4/9	@ St. Paul	L, 3-2	30	2	6	7	1	0	0	1	2	4	0	7	2	1	0	0	0	1	5	34
4/10	@ St. Paul	L, 13-4	33	4	7	13	1	1	1	3	4	3	0	13	1	0	0	1	1	0	7	38
4/11	@ St. Paul	L, 6-4	30	4	5	6	1	0	0	1	3	7	0	15	1	1	0	0	0	1	6	37
4/12	@ St. Paul	W, 7-5	36	7	10	16	1	1	1	3	7	2	0	7	2	0	0	0	1	1	5	39
4/13	@ St. Paul	W, 5-3	36	5	10	13	3	0	0	3	3	6	0	7	2	1	0	0	0	0	10	42
4/15	NORFOLK	W, 9-8	36	9	14	17	3	0	0	3	9	3	0	7	2	0	1	2	1	0	10	43
4/16	NORFOLK	L, 15-6	34	6	8	16	2	0	2	4	5	7	0	6	0	0	0	0	1	2	9	42
4/17	NORFOLK	W, 4-2	29	4	6	12	1	1	1	3	4	6	0	12	1	0	0	0	1	1	8	36
4/18	NORFOLK	W, 10-8	38	10	14	21	4	0	1	5	10	3	0	13	2	0	0	0	0	1	7	41
4/19	NORFOLK	L, 11-1	31	1	5	6	1	0	0	1	1	7	0	7	0	0	0	0	0	1	10	38
4/20	NORFOLK	CANCELED																				
4/22	@ Toledo	L, 9-8 (13)	48	8	10	17	4	0	1	5	8	5	0	15	5	0	0	1	1	0	12	55
4/23	@ Toledo	L, 8-4	36	4	9	11	2	0	0	2	4	2	0	8	0	0	0	0	0	0	7	38
4/24	@ Toledo	L, 4-3	32	3	5	7	2	0	0	2	2	1	0	8	3	0	0	1	1	0	5	35
4/25	@ Toledo	POSTPONED																				
4/26 [G1]	@ Toledo	L, 3-1 (7)	27	1	6	9	3	0	0	3	0	3	0	10	1	0	0	0	0	1	8	30
4/26 [G2]	@ Toledo	L, 4-1 (7)	26	1	5	8	1	1	0	2	1	4	0	8	0	0	0	0	1	0	9	31
4/27	@ Toledo	L, 2-0	29	0	3	3	0	0	0	0	0	2	0	5	1	0	0	0	0	1	4	31
4/29	INDIANAPOLIS	L, 9-7	36	7	10	15	2	0	1	3	7	6	0	6	0	0	0	0	2	0	10	44
4/30	INDIANAPOLIS	W, 9-6	33	9	10	13	1	1	0	2	7	3	0	7	2	0	0	2	1	0	6	39
5/1	INDIANAPOLIS	L, 7-2	30	2	6	8	2	0	0	2	2	2	0	14	2	0	0	1	1	1	5	34
5/2	INDIANAPOLIS	L, 6-0	29	0	2	2	0	0	0	0	0	3	0	8	0	0	0	0	0	1	5	32
5/3	INDIANAPOLIS	W, 5-1	31	5	10	18	3	1	1	5	5	1	0	11	3	1	0	1	0	0	4	33
5/4	INDIANAPOLIS	W, 8-1	31	8	8	25	0	1	5	6	7	1	0	5	0	0	0	0	0	1	0	32
5/6	@ Louisville	L, 9-1	30	1	3	6	0	0	1	1	1	3	0	9	0	0	0	0	0	0	5	33
5/7	@ Louisville	L, 6-5	33	5	8	15	1	0	2	3	5	3	0	6	0	0	0	1	0	1	5	37
5/8	@ Louisville	W, 6-1	36	6	11	19	2	0	2	4	6	4	0	5	2	1	0	0	1	1	8	41
5/9	@ Louisville	W, 5-2	32	5	7	10	0	0	1	1	5	7	0	10	1	0	1	0	0	1	8	40
5/10	@ Louisville	W, 9-0	38	9	12	19	1	0	2	3	9	4	0	6	0	0	0	0	0	1	6	42
5/11	@ Louisville	L, 4-3	34	3	7	8	1	0	0	1	3	2	0	10	0	1	0	0	1	0	7	37
5/13	COLUMBUS	W, 9-3	34	9	10	15	2	0	1	3	7	9	0	8	2	1	0	1	0	0	11	44
5/14	COLUMBUS	W, 8-3	35	8	11	22	2	0	3	5	8	3	0	6	0	0	0	0	0	0	6	38
5/15	COLUMBUS	L, 14-10	35	10	10	23	1	0	4	5	10	9	0	13	0	1	0	0	0	0	7	44
5/16	COLUMBUS	W, 9-7	31	9	9	17	5	0	1	6	8	8	0	8	2	0	0	1	0	1	7	40
5/17	COLUMBUS	L, 8-2	33	2	7	11	1	0	1	2	2	0	0	8	0	0	0	0	0	0	4	33
5/18	COLUMBUS	L, 9-6	33	6	8	8	0	0	0	0	6	8	0	13	8	0	0	2	0	0	10	43
5/20	@ Salt Lake	L, 6-5	33	5	9	16	1	0	2	3	5	2	0	8	5	0	1	1	1	1	6	38
5/21	@ Salt Lake	L, 6-4	35	4	12	17	2	0	1	3	3	2	0	5	1	0	0	1	1	1	8	39
5/22	@ Salt Lake	L, 9-5	32	5	8	22	2	0	4	6	5	5	0	6	1	1	0	0	1	2	6	38
5/23	@ Salt Lake	L, 11-10	35	10	10	21	3	1	2	6	10	5	1	11	3	0	2	1	0	0	6	43
5/24	@ Salt Lake	L, 14-11	44	11	17	34	2	0	5	7	11	2	0	8	1	0	0	0	0	0	8	46
5/25	@ Salt Lake	W, 5-3 (10)	37	5	7	14	1	0	2	3	5	4	0	10	0	0	0	0	0	1	7	41
5/27	ST. PAUL	W, 7-5	34	7	11	12	1	0	0	1	7	6	0	7	3	1	0	0	0	0	9	40
5/28	ST. PAUL	L, 5-3	34	2	6	7	1	0	0	1	1	1	0	7	5	0	0	0	1	0	7	36
5/29	ST. PAUL	L, 3-1	29	1	4	5	1	0	0	1	1	6	0	10	0	1	1	1	0	0	9	37
5/30	ST. PAUL	L, 9-8	37	8	10	17	1	0	2	3	7	4	0	13	4	0	0	1	2	0	9	44
5/31	ST. PAUL	W, 5-2	32	5	11	24	2	1	3	6	5	2	0	6	0	0	1	1	0	0	7	36
6/1	ST. PAUL	W, 6-3	33	6	9	16	4	0	1	5	6	4	0	10	1	0	0	1	0	0	8	38
6/3	IOWA	POSTPONED																				
6/4 [G1]	IOWA	L, 1-0 (7)	20	0	1	1	0	0	0	0	0	4	0	4	0	1	0	0	1	0	4	25
6/4 [G2]	IOWA	L, 4-0 (7)	24	0	3	4	1	0	0	1	0	4	0	6	1	0	0	0	0	0	7	28
6/5	IOWA	L, 8-5	34	5	7	14	2	1	1	4	5	3	0	7	0	0	0	0	0	2	5	37
6/6 [G1]	IOWA	L, 5-3 (7)	28	3	6	10	1	0	1	2	3	1	0	9	1	0	0	0	0	1	5	29
6/6 [G2]	IOWA	W, 9-5 (7)	25	9	10	17	4	0	1	5	9	4	0	6	1	1	1	0	0	0	3	30
6/7	IOWA	W, 6-5	35	6	12	15	3	0	0	3	5	2	0	10	5	0	0	1	0	0	8	38
6/8	IOWA	L, 7-3	32	3	6	10	1	0	1	2	3	7	0	9	1	1	0	0	2	0	11	41
6/10	@ Toledo	W, 9-8	35	9	10	17	1	0	2	3	8	5	0	9	1	1	0	0	2	0	6	42
6/11	@ Toledo	W, 6-1	32	6	7	14	2	1	1	4	6	5	0	14	3	0	1	1	0	0	6	39
6/12	@ Toledo	W, 7-0	35	7	9	14	2	0	1	3	6	5	0	13	0	1	0	0	0	0	6	40
6/13	@ Toledo	W, 2-0 (5)	19	2	7	8	1	0	0	1	1	0	0	3	0	0	0	1	0	2	3	20
6/14	@ Toledo	W, 6-2	35	6	11	17	3	0	1	4	6	3	0	11	2	0	0	1	0	2	6	39
6/15	@ Toledo	W, 7-0	34	7	9	20	1	2	2	5	7	4	0	7	0	0	0	1	1	1	6	40
6/17	DURHAM	L, 7-1	30	1	3	7	1	0	1	2	1	4	0	9	0	0	0	0	0	0	6	34
6/18	DURHAM	L, 7-2	32	2	6	9	0	0	1	1	2	4	0	15	1	0	0	0	0	1	7	36
6/19	DURHAM	L, 8-4	34	4	8	16	2	0	2	4	4	2	0	13	0	0	0	0	1	0	6	37
6/20	DURHAM	L, 12-3	32	3	5	10	2	0	1	3	3	3	0	4	1	0	0	0	0	1	5	35
6/21	DURHAM	L, 8-7	34	7	9	25	2	1	4	7	7	5	0	9	0	0	0	0	0	1	5	39
6/22	DURHAM	L, 7-6	36	6	11	19	2	0	2	4	5	4	0									

DATE	OPPONENT	RESULT	AB	R	H	TB	2B	3B	HR	XBH	RBI	BB	IBB	SO	SB	CS	SAC	SF	HBP	GIDP	LOB	PA
6/24	@ Indianapolis	L, 9-1	34	1	8	12	1	0	1	2	1	1	0	11	0	0	0	0	0	1	7	35
6/25	@ Indianapolis	W, 7-5 (10)	36	7	7	17	2	1	2	5	7	5	0	14	1	0	0	1	1	0	7	43
6/26	@ Indianapolis	W, 17-2	46	17	19	39	2	0	6	8	16	6	0	9	0	0	0	0	1	0	9	53
6/27	@ Indianapolis	L, 2-0	29	0	3	3	0	0	0	0	0	3	0	9	0	0	0	0	0	0	5	32
6/28	@ Indianapolis	L, 12-1	31	1	5	7	2	0	0	2	1	5	0	11	0	0	0	0	0	1	8	36
6/29	@ Indianapolis	L, 3-2	32	2	5	10	2	0	1	3	2	1	0	12	1	0	0	0	1	0	5	34
7/1	@ Iowa	W, 10-7	34	10	9	20	2	0	3	5	9	2	0	9	1	1	1	0	1	0	1	38
7/2	@ Iowa	L, 10-6	36	6	9	16	4	0	1	5	4	6	0	10	0	0	0	0	0	0	9	42
7/3	@ Iowa	L, 12-3	34	3	8	13	2	0	1	3	3	6	0	13	0	0	0	0	0	0	10	40
7/4	IOWA	L, 7-2	33	2	7	15	2	0	2	4	2	3	0	16	0	0	0	0	0	0	7	36
7/5	IOWA	W, 8-4	33	8	10	18	5	0	1	6	8	3	0	8	4	0	0	1	0	0	5	37
7/6	IOWA	L, 9-5	33	5	8	14	0	0	2	2	5	2	0	4	0	0	1	0	2	0	6	38
7/8	TOLEDO	L, 12-8	33	8	5	17	0	0	4	4	8	10	0	9	0	0	0	0	0	0	8	43
7/9	TOLEDO	W, 13-7	42	13	20	31	5	0	2	7	12	4	0	9	1	0	0	1	0	1	10	47
7/10	TOLEDO	L, 3-2	34	2	9	13	1	0	1	2	2	2	0	10	0	1	0	0	0	0	7	36
7/11	TOLEDO	L, 1-0	28	0	3	4	1	0	0	1	0	4	0	15	1	0	0	0	0	0	5	32
7/12	TOLEDO	L, 7-6	35	6	10	13	3	0	0	3	5	3	0	8	1	0	0	1	1	0	7	40
7/13	TOLEDO	L, 6-1	30	1	2	6	1	0	1	2	1	2	0	8	0	0	0	0	0	0	4	32
7/18	@ Buffalo	W, 7-3	36	7	10	18	3	1	1	5	7	9	0	9	2	0	1	0	0	0	12	46
7/19	@ Buffalo	L, 3-2	33	2	8	12	2	1	0	3	2	4	0	10	0	1	0	1	1	0	10	39
7/20	@ Buffalo	W, 8-6	36	8	10	20	4	0	2	6	8	6	0	9	0	0	0	0	0	2	7	42
7/22	@ Syracuse	L, 4-3	31	3	5	11	1	1	1	3	3	2	0	8	1	1	0	0	0	0	3	33
7/23	@ Syracuse	L, 8-4	37	4	11	15	2	1	0	3	4	5	0	13	1	0	0	0	1	1	12	43
7/24	@ Syracuse	L, 6-2	31	2	4	6	2	0	0	2	2	1	0	7	0	0	0	0	1	0	4	33
7/25	@ Syracuse	L, 8-2	32	2	5	7	2	0	0	2	2	3	0	8	1	0	0	0	0	1	6	35
7/26	@ Syracuse	L, 6-3	31	3	6	11	2	0	1	3	3	1	0	9	0	1	0	0	1	1	3	33
7/27	@ Syracuse	L, 2-1	33	1	7	9	2	0	0	2	1	1	0	8	0	1	0	0	0	0	6	34
7/29	LOUISVILLE	W, 5-2	32	5	8	14	0	0	2	2	5	2	0	12	0	0	0	0	0	0	5	34
7/30	LOUISVILLE	W, 4-2	29	4	6	9	0	0	1	1	4	5	0	5	5	0	0	0	0	1	6	34
7/31	LOUISVILLE	L, 14-2	30	2	5	8	0	0	1	1	2	5	0	7	0	0	0	0	1	1	7	36
8/1	LOUISVILLE	W, 7-3	33	7	9	19	1	0	3	4	5	2	0	8	2	0	0	0	0	0	4	35
8/2	LOUISVILLE	L, 9-0	32	0	7	7	0	0	0	0	0	2	0	7	0	0	0	0	0	2	7	34
8/3	LOUISVILLE	L, 3-2	33	2	5	5	0	0	0	0	1	4	0	12	0	0	0	0	0	0	8	37
8/5	@ Indianapolis	W, 7-6 (10)	42	7	12	18	3	0	1	4	6	3	0	11	3	0	0	0	0	0	9	45
8/6	@ Indianapolis	W, 5-4	32	5	9	17	3	1	1	5	5	5	0	8	0	1	0	1	1	1	7	39
8/7	@ Indianapolis	L, 4-2	34	2	8	9	1	0	0	1	2	1	0	9	1	1	0	0	0	0	6	35
8/8	@ Indianapolis	W, 2-1	28	2	5	8	0	0	1	1	2	2	0	7	0	1	0	0	0	3	1	30
8/9	@ Indianapolis	W, 10-4	36	10	11	23	2	2	2	6	10	5	0	12	1	0	1	0	0	1	5	42
8/10	@ Indianapolis	W, 6-1	33	6	11	13	0	1	0	1	6	6	0	8	0	0	1	0	0	2	7	40
8/12	ST. PAUL	W, 8-7	42	8	16	23	4	0	1	5	8	2	0	13	1	0	0	0	0	0	10	44
8/13	ST. PAUL	L, 8-3	34	3	8	15	4	0	1	5	3	4	0	11	1	0	0	0	0	0	8	38
8/14	ST. PAUL	L, 14-5	33	5	8	18	1	0	3	4	5	4	0	7	2	0	0	0	1	2	6	38
8/15	ST. PAUL	L, 10-2	33	2	6	13	1	0	2	3	2	3	0	13	1	0	0	0	0	0	7	36
8/16	ST. PAUL	W, 4-3	30	4	5	9	1	0	1	2	4	4	0	13	0	0	0	0	0	0	5	34
8/17	ST. PAUL	W, 12-11	34	12	10	32	4	0	6	10	12	7	0	15	2	0	0	0	1	0	6	42
8/19	@ Columbus	W, 9-4	34	9	8	21	1	0	4	5	8	6	0	10	0	0	0	0	1	0	5	41
8/20	@ Columbus	W, 6-5	36	6	10	16	3	0	1	4	6	4	0	6	0	0	0	0	0	1	7	40
8/21	@ Columbus	L, 9-5	35	5	8	18	1	0	3	4	5	3	0	13	2	0	0	0	1	0	7	39
8/22	@ Columbus	W, 5-4	33	5	7	13	3	0	1	4	5	5	0	11	1	0	0	0	1	1	7	39
8/23	@ Columbus	W, 23-7	51	23	24	57	3	0	10	13	23	5	0	13	0	0	0	0	2	1	8	58
8/24	@ Columbus	W, 7-3	38	7	11	16	2	0	1	3	7	7	0	7	2	0	0	0	0	0	11	45
8/26	LEHIGH VALLEY	W, 11-9	35	11	13	24	5	0	2	7	11	8	1	9	0	0	0	2	0	0	10	45
8/27	LEHIGH VALLEY	L, 15-3	33	3	7	14	1	0	2	3	3	3	0	12	0	0	0	0	0	1	6	36
8/28	LEHIGH VALLEY	L, 10-7	35	7	10	18	5	0	1	6	7	3	0	9	1	1	0	0	0	0	4	38
8/29	LEHIGH VALLEY	L, 11-4	33	4	7	12	2	0	1	3	4	8	0	10	0	0	0	0	4	2	14	45
8/30	LEHIGH VALLEY	L, 7-6 (5)	22	6	7	17	1	0	3	4	6	4	0	4	0	0	0	0	0	1	5	26
8/31	LEHIGH VALLEY	CANCELED																				
9/2	@ Iowa	L, 12-0	29	0	2	3	1	0	0	1	0	2	0	12	0	0	0	0	0	1	4	31
9/3	@ Iowa	L, 4-3	35	3	8	13	2	0	1	3	3	5	0	13	5	0	0	0	0	1	10	40
9/4	@ Iowa	L, 4-3	37	3	11	17	0	0	2	2	3	3	0	17	4	0	0	0	0	1	10	40
9/5	@ Iowa	L, 12-11	36	11	14	26	3	0	3	6	10	5	0	8	0	1	2	1	0	1	6	44
9/6	@ Iowa	L, 5-3	33	3	8	13	2	0	1	3	3	2	0	14	0	1	0	0	1	0	6	36
9/7	@ Iowa	L, 5-3	36	3	9	10	1	0	0	1	3	5	0	8	0	0	0	0	0	1	11	41
9/9	CHARLOTTE	W, 7-1	33	7	10	20	1	0	3	4	7	2	0	2	0	0	1	0	0	1	6	37
9/10	CHARLOTTE	W, 3-2	28	3	6	12	0	0	2	2	2	4	0	8	2	0	1	0	0	0	6	33
9/11	CHARLOTTE	W, 11-3	38	11	15	28	5	1	2	8	10	7	1	10	1	0	1	0	2	1	13	48
9/12	CHARLOTTE	W, 10-1	36	10	12	27	6	0	3	9	10	2	0	3	0	0	0	0	1	0	5	39
9/13	CHARLOTTE	W, 8-3	35	8	12	18	3	0	1	4	8	4	0	8	3	0	1	0	0	0	8	40
9/14	CHARLOTTE	L, 8-0	29	0	3	4	1	0	0	1	0	6	0	11	1	0	0	0	1	1	9	36
9/16	@ Columbus	L, 9-2	32	2	5	8	0	0	1	1	2	3	0	9	0	1	0	0	0	0	6	35
9/17	@ Columbus	L, 3-0	27	0	4	6	2	0	0	2	0	4	0	10	0	1	0	0	2	2	6	33
9/18	@ Columbus	W, 7-5	35	7	11	12	1	0	0	1	5	4	0	10	1	0	2	2	0	1	9	43
9/19	@ Columbus	L, 7-4 (10)	37	4	7	11	1	0	1	2	3	0	0	6	0	0	0	0	0	1	4	37
9/20	@ Columbus	W, 8-7	39	8	13	20	4	0	1	5	7	3	0	6	1	0	0	0	0	0	7	42
9/21	@ Columbus	L, 3-1	30	1	3	6	0	0	1	1	1	2	0	8	0	0	0	0	0	0	4	32

DATE	OPPONENT	RESULT	IP	H	R	ER	BB	SO	2B	3B	HR	TB	WP	BK	HB	GIDP	IBB	TBF	SV	SVO
3/28	@ Iowa	L, 6-3	8.0	10	6	6	2	11	4	0	2	20	0	0	1	0	0	36	0	0
3/29	@ Iowa	W, 12-7	9.0	10	7	7	5	7	1	0	1	14	1	0	0	2	0	40	0	0
3/30	@ Iowa	POSTPONED																		
4/1	LOUISVILLE	L, 7-3	9.0	8	7	7	4	15	1	1	0	11	3	0	1	0	0	42	0	1
4/2	LOUISVILLE	W, 12-6	9.0	7	6	5	7	11	2	0	1	12	1	0	1	1	0	42	0	0
4/3	LOUISVILLE	W, 5-3	9.0	7	3	3	4	10	3	0	1	13	0	0	0	0	0	36	0	1
4/4	LOUISVILLE	W, 8-2	9.0	2	2	0	3	10	0	0	0	2	0	0	0	0	0	33	0	0
4/5	LOUISVILLE	L, 4-0	9.0	8	4	4	4	8	2	0	0	10	2	0	2	1	0	39	0	0
4/6	LOUISVILLE	L, 7-5 (10)	10.0	15	7	6	4	8	1	0	2	22	0	1	0	0	0	48	0	1
4/8	@ St. Paul	W, 3-0	9.0	2	0	0	3	8	0	0	0	2	0	0	0	0	0	32	1	1
4/9	@ St. Paul	L, 3-2	8.0	10	3	3	2	9	0	0	2	16	0	0	0	1	0	36	0	0
4/10	@ St. Paul	L, 13-4	8.0	16	13	9	9	14	6	0	0	22	0	0	1	0	0	51	0	0
4/11	@ St. Paul	L, 6-4	8.0	9	6	6	5	10	0	0	2	15	0	0	0	1	0	36	0	0
4/12	@ St. Paul	W, 7-5	9.0	7	5	5	4	15	1	0	2	14	0	0	0	0	0	38	1	1
4/13	@ St. Paul	W, 5-3	9.0	6	3	3	4	12	3	0	0	9	0	0	0	1	0	35	1	1
4/15	NORFOLK	W, 9-8	9.0	12	8	8	6	7	3	1	0	17	0	0	0	2	1	43	1	1
4/16	NORFOLK	L, 15-6	9.0	15	15	13	6	7	4	0	5	34	0	0	0	1	0	49	0	0
4/17	NORFOLK	W, 4-2	9.0	8	2	2	4	6	0	0	0	8	0	0	0	3	0	36	1	1
4/18	NORFOLK	W, 10-8	9.0	9	8	8	4	12	2	0	2	17	2	0	0	1	0	39	1	1
4/19	NORFOLK	L, 11-1	9.0	11	11	10	5	12	3	0	0	14	2	0	0	0	0	42	0	0
4/20	NORFOLK	CANCELED																		
4/22	@ Toledo	L, 9-8 (13)	12.2	9	9	5	9	17	1	0	0	10	1	0	0	0	0	57	0	3
4/23	@ Toledo	L, 8-4	8.0	9	8	6	2	10	2	1	1	16	1	0	1	0	0	37	0	0
4/24	@ Toledo	L, 4-3	8.2	10	4	3	6	9	1	0	0	11	1	0	0	0	0	41	0	0
4/25	@ Toledo	POSTPONED																		
4/26 [G1]	@ Toledo	L, 3-1 (7)	6.0	4	3	3	2	7	2	0	0	6	0	0	1	0	0	25	0	0
4/26 [G2]	@ Toledo	L, 4-1 (7)	6.0	6	4	4	3	5	1	0	1	10	1	0	0	1	0	24	0	0
4/27	@ Toledo	L, 2-0	8.0	5	2	2	4	16	1	0	0	6	1	0	1	0	0	34	0	0
4/29	INDIANAPOLIS	L, 9-7	9.0	9	9	9	4	7	2	1	2	19	0	0	0	0	0	41	0	0
4/30	INDIANAPOLIS	W, 9-6	9.0	7	6	6	2	10	3	0	1	13	0	1	0	1	0	35	1	1
5/1	INDIANAPOLIS	L, 7-2	9.0	9	7	7	7	9	1	0	1	13	2	0	2	1	0	44	0	0
5/2	INDIANAPOLIS	L, 6-0	9.0	10	6	6	4	11	2	0	1	15	0	1	0	1	0	40	0	0
5/3	INDIANAPOLIS	W, 5-1	9.0	6	1	0	4	10	0	0	0	6	2	0	0	0	0	36	0	0
5/4	INDIANAPOLIS	W, 8-1	9.0	7	1	1	1	9	2	0	0	9	0	0	0	0	0	35	0	0
5/6	@ Louisville	L, 9-1	8.0	12	9	9	2	9	3	0	2	21	1	0	2	1	0	38	0	0
5/7	@ Louisville	L, 6-5	8.0	9	6	6	3	9	1	0	2	16	0	0	2	0	0	37	0	1
5/8	@ Louisville	W, 6-1	9.0	7	1	1	0	10	2	0	1	12	0	0	0	0	0	33	0	0
5/9	@ Louisville	W, 5-2	9.0	4	2	2	3	11	1	0	0	5	2	0	1	0	0	35	1	1
5/10	@ Louisville	W, 9-0	9.0	3	0	0	0	13	1	0	0	4	0	0	0	0	0	30	0	0
5/11	@ Louisville	L, 4-3	8.2	7	4	3	5	8	2	0	0	9	1	0	1	2	0	38	0	1
5/13	COLUMBUS	W, 9-3	9.0	9	3	3	5	13	1	0	0	10	1	0	0	1	0	40	0	0
5/14	COLUMBUS	W, 8-3	9.0	7	3	3	4	5	0	0	2	13	2	0	0	2	0	35	0	0
5/15	COLUMBUS	L, 14-10	9.0	15	14	14	13	14	2	1	0	19	2	0	1	0	0	56	0	0
5/16	COLUMBUS	W, 9-7	9.0	8	7	5	4	10	0	0	2	14	0	1	0	2	0	38	0	1
5/17	COLUMBUS	L, 8-2	9.0	13	8	8	5	5	4	0	0	17	0	0	1	0	0	45	0	0
5/18	COLUMBUS	L, 9-6	9.0	13	9	8	6	11	3	0	2	22	1	0	1	0	0	47	0	1
5/20	@ Salt Lake	L, 6-5	8.0	15	6	5	4	7	1	1	1	21	0	0	0	2	0	42	0	0
5/21	@ Salt Lake	L, 6-4	8.0	9	6	6	2	7	0	1	3	20	0	0	1	1	0	35	0	0
5/22	@ Salt Lake	L, 9-5	8.0	9	9	9	8	11	2	0	1	14	1	0	1	0	0	42	0	1
5/23	@ Salt Lake	L, 11-10	8.2	13	11	9	5	12	2	0	1	18	1	0	1	0	0	46	0	2
5/24	@ Salt Lake	L, 14-11	8.0	17	14	12	3	15	2	2	2	29	1	0	0	0	0	46	0	0
5/25	@ Salt Lake	W, 5-3 (10)	10.0	8	3	2	2	11	4	0	1	15	1	0	0	0	0	40	0	1
5/27	ST. PAUL	W, 7-5	9.0	7	5	5	7	9	2	0	2	15	3	0	0	0	0	39	1	1
5/28	ST. PAUL	L, 5-3	9.0	9	5	5	4	13	0	0	1	12	2	0	1	0	0	41	0	0
5/29	ST. PAUL	L, 3-1	9.0	4	3	3	3	5	2	0	1	9	1	0	0	0	0	35	0	1
5/30	ST. PAUL	L, 9-8	9.0	15	9	7	4	5	3	1	1	23	0	0	0	2	0	44	0	1
5/31	ST. PAUL	W, 5-2	9.0	6	2	2	6	8	3	0	1	12	1	0	1	1	0	40	1	1
6/1	ST. PAUL	W, 6-3	9.0	7	3	3	3	9	1	0	2	14	0	0	1	2	0	36	1	1
6/3	IOWA	POSTPONED																		
6/4 [G1]	IOWA	L, 1-0 (7)	6.0	4	1	1	2	5	1	0	0	5	0	0	0	0	0	23	0	0
6/4 [G2]	IOWA	L, 4-0 (7)	7.0	6	4	4	6	6	0	0	2	12	0	0	0	0	0	33	0	0
6/5	IOWA	L, 8-5	9.0	8	8	8	10	13	1	0	1	12	0	0	1	0	0	46	0	0
6/6 [G1]	IOWA	L, 5-3 (7)	7.0	8	5	5	4	3	4	1	0	14	0	0	0	0	0	32	0	0
6/6 [G2]	IOWA	W, 9-5 (7)	7.0	8	5	5	6	5	2	0	1	13	0	0	0	3	0	31	0	0
6/7	IOWA	W, 6-5	9.0	8	5	4	4	9	1	0	1	12	0	0	1	1	0	38	1	1
6/8	IOWA	L, 7-3	9.0	9	7	4	4	14	0	1	2	17	0	0	0	0	0	41	0	0
6/10	@ Toledo	W, 9-8	9.0	9	8	8	4	11	0	0	2	15	1	0	1	1	0	41	1	1
6/11	@ Toledo	W, 6-1	9.0	6	1	1	1	11	1	0	0	7	1	0	0	0	0	33	0	0
6/12	@ Toledo	W, 7-0	9.0	3	0	0	3	6	0	1	0	5	0	0	0	0	0	32	0	0
6/13	@ Toledo	W, 2-0 (5)	5.0	2	0	0	1	5	2	0	0	4	0	0	0	0	0	18	0	0
6/14	@ Toledo	W, 6-2	9.0	4	2	2	5	12	0	0	1	7	1	1	1	0	0	36	0	0
6/15	@ Toledo	W, 7-0	9.0	2	0	0	2	13	0	0	0	2	0	0	0	0	0	31	0	0
6/17	DURHAM	L, 7-1	9.0	11	7	6	5	10	4	0	1	18	0	0	0	0	0	44	0	0
6/18	DURHAM	L, 7-2	9.0	14	7	5	4	11	2	2	0	20	0	0	1	1	0	44	0	0
6/19	DURHAM	L, 8-4	9.0	17	8	8	5	8	7	0	0	24	0	1	2	1	0	50	0	0
6/20	DURHAM	L, 12-3	9.0	12	12	10	10	11	2	0	1	17	0	0	1	1	0	50	0	0
6/21	DURHAM	L, 8-7	9.0	12	8	7	6	5	2	0	1	17	2	0	0	1	0	44	0	0
6/22	DURHAM	L, 7-6	9.0	13	7	7	2	7	2	1	1	20	1	0	1	0	0	42	0	0



DATE	OPPONENT	RESULT	IP	H	R	ER	BB	SO	2B	3B	HR	TB	WP	BK	HB	GIDP	IBB	TBF	SV	SVO
6/24	@ Indianapolis	L, 9-1	8.0	15	9	9	3	6	2	0	2	23	1	0	2	1	0	43	0	0
6/25	@ Indianapolis	W, 7-5 (10)	10.0	10	5	4	4	9	1	0	1	14	0	0	1	1	0	45	1	1
6/26	@ Indianapolis	W, 17-2	9.0	9	2	2	1	10	1	0	1	13	0	0	0	0	0	36	0	0
6/27	@ Indianapolis	L, 2-0	8.0	5	2	1	1	9	0	0	1	8	0	0	0	1	0	28	0	0
6/28	@ Indianapolis	L, 12-1	8.0	15	12	10	5	6	1	0	2	22	1	0	1	1	0	44	0	0
6/29	@ Indianapolis	L, 3-2	8.0	8	3	3	5	4	3	0	0	11	0	0	1	1	0	37	0	1
7/1	@ Iowa	W, 10-7	9.0	10	7	6	3	9	4	0	2	20	1	0	1	0	0	42	0	0
7/2	@ Iowa	L, 10-6	8.0	12	10	8	9	3	5	0	2	23	3	0	0	2	0	43	0	0
7/3	@ Iowa	L, 12-3	8.0	15	12	9	4	3	0	0	5	30	1	0	1	0	0	45	0	0
7/4	IOWA	L, 7-2	9.0	11	7	7	6	5	2	0	2	19	1	0	0	4	0	40	0	1
7/5	IOWA	W, 8-4	9.0	4	4	4	3	7	2	0	2	12	0	0	0	0	0	34	0	0
7/6	IOWA	L, 9-5	9.0	14	9	7	6	7	3	0	2	23	0	0	0	0	0	48	0	0
7/8	TOLEDO	L, 12-8	9.0	18	12	12	5	8	5	1	4	37	0	1	1	1	0	50	0	0
7/9	TOLEDO	W, 13-7	9.0	12	7	7	2	9	2	0	1	17	2	0	2	0	0	43	0	0
7/10	TOLEDO	L, 3-2	9.0	6	3	3	6	6	0	3	0	12	2	1	0	2	0	36	0	0
7/11	TOLEDO	L, 1-0	9.0	6	1	1	2	12	1	0	0	7	0	0	1	0	0	36	0	0
7/12	TOLEDO	L, 7-6	9.0	11	7	7	9	6	5	0	1	19	0	0	0	1	0	44	0	0
7/13	TOLEDO	L, 6-1	9.0	12	6	6	5	16	2	1	0	16	0	0	0	0	0	43	0	0
7/18	@ Buffalo	W, 7-3	9.0	7	3	3	6	13	2	0	0	9	1	0	1	1	0	39	1	1
7/19	@ Buffalo	L, 3-2	8.0	5	3	2	5	7	3	0	1	11	1	0	2	2	0	35	0	0
7/20	@ Buffalo	W, 8-6	9.0	11	6	5	2	8	3	0	1	17	0	0	0	1	0	39	1	1
7/22	@ Syracuse	L, 4-3	8.0	9	4	4	3	5	0	1	1	14	0	0	1	1	0	36	0	0
7/23	@ Syracuse	L, 8-4	8.0	16	8	8	3	4	1	1	2	25	1	0	1	1	0	43	0	0
7/24	@ Syracuse	L, 6-2	8.0	12	6	6	1	7	2	0	1	17	0	0	1	0	0	39	0	0
7/25	@ Syracuse	L, 8-2	8.0	11	8	8	6	6	1	0	3	21	2	1	0	1	0	40	0	0
7/26	@ Syracuse	L, 6-3	8.0	14	6	6	4	8	4	0	2	24	0	0	0	1	0	41	0	0
7/27	@ Syracuse	L, 2-1	8.1	7	2	2	2	9	0	1	1	12	1	0	1	1	0	34	0	1
7/29	LOUISVILLE	W, 5-2	9.0	3	2	2	2	12	1	0	2	10	0	0	0	0	0	32	1	1
7/30	LOUISVILLE	W, 4-2	9.0	5	2	2	1	7	2	0	1	10	0	0	0	0	0	33	1	1
7/31	LOUISVILLE	L, 14-2	9.0	13	14	13	9	4	6	0	0	19	2	0	0	1	0	48	0	0
8/1	LOUISVILLE	W, 7-3	9.0	7	3	3	4	9	2	0	1	12	1	0	2	0	0	40	0	0
8/2	LOUISVILLE	L, 9-0	9.0	14	9	9	4	8	1	0	3	24	0	0	0	3	0	42	0	0
8/3	LOUISVILLE	L, 3-2	9.0	10	3	3	1	8	3	0	1	16	1	0	0	2	0	35	0	0
8/5	@ Indianapolis	W, 7-6 (10)	10.0	10	6	4	5	9	1	0	0	11	2	0	1	0	1	45	1	2
8/6	@ Indianapolis	W, 5-4	9.0	9	4	3	5	6	3	0	0	12	0	1	2	0	1	44	1	1
8/7	@ Indianapolis	L, 4-2	8.0	5	4	4	1	10	2	0	2	13	0	0	0	0	0	30	0	0
8/8	@ Indianapolis	W, 2-1	9.0	5	1	1	3	10	0	0	0	5	0	0	2	0	0	36	1	1
8/9	@ Indianapolis	W, 10-4	9.0	11	4	3	2	9	3	0	0	14	0	0	0	3	0	37	0	0
8/10	@ Indianapolis	W, 6-1	9.0	8	1	1	4	4	3	0	0	11	1	0	0	0	0	39	0	0
8/12	ST. PAUL	W, 8-7	9.0	10	7	7	10	8	2	0	4	24	2	1	0	1	0	45	0	0
8/13	ST. PAUL	L, 8-3	9.0	9	8	8	3	7	3	1	2	20	0	0	1	0	0	40	0	0
8/14	ST. PAUL	L, 14-5	9.0	12	14	12	7	7	1	0	2	19	1	1	2	0	0	50	0	0
8/15	ST. PAUL	L, 10-2	9.0	11	10	10	8	9	1	1	2	20	0	0	3	2	0	47	0	0
8/16	ST. PAUL	W, 4-3	9.0	9	3	1	1	11	1	0	1	13	0	0	0	0	0	39	0	0
8/17	ST. PAUL	W, 12-11	9.0	14	11	11	9	7	5	0	2	25	0	0	2	1	0	50	1	1
8/19	@ Columbus	W, 9-4	9.0	6	4	4	4	6	1	0	0	7	0	0	0	1	0	36	0	0
8/20	@ Columbus	W, 6-5	9.0	5	5	5	7	8	2	0	2	13	0	0	0	0	0	38	1	1
8/21	@ Columbus	L, 9-5	8.0	12	9	9	4	12	2	0	1	17	1	0	2	1	0	41	0	0
8/22	@ Columbus	W, 5-4	9.0	11	4	4	5	6	2	1	2	21	0	0	0	3	0	39	1	1
8/23	@ Columbus	W, 23-7	9.0	12	7	7	7	9	2	1	0	16	0	0	1	1	0	46	0	0
8/24	@ Columbus	W, 7-3	9.0	6	3	3	6	10	0	0	1	9	0	1	0	0	0	38	0	0
8/26	LEHIGH VALLEY	W, 11-9	9.0	11	9	9	6	9	0	0	3	20	1	0	0	0	0	44	1	1
8/27	LEHIGH VALLEY	L, 15-3	9.0	16	15	15	7	13	3	0	2	25	0	0	0	0	0	51	0	0
8/28	LEHIGH VALLEY	L, 10-7	9.0	10	10	10	4	7	0	0	6	28	0	0	1	0	0	42	0	0
8/29	LEHIGH VALLEY	L, 11-4	9.0	15	11	10	3	10	0	0	3	24	1	0	1	1	0	46	0	0
8/30	LEHIGH VALLEY	L, 7-6 (5)	5.0	6	7	4	4	3	1	0	0	7	0	0	1	0	0	27	0	0
8/31	LEHIGH VALLEY	CANCELED																		
9/2	@ Iowa	L, 12-0	8.0	11	12	12	7	9	1	0	2	18	0	0	0	1	0	40	0	0
9/3	@ Iowa	L, 4-3	8.0	10	4	4	7	5	2	0	0	12	0	0	1	1	1	41	0	0
9/4	@ Iowa	L, 4-3	8.0	5	4	4	9	6	1	0	0	6	0	1	1	2	0	37	0	0
9/5	@ Iowa	L, 12-11	8.2	14	12	11	5	8	2	0	2	22	1	0	1	0	0	45	0	0
9/6	@ Iowa	L, 5-3	8.0	9	5	4	4	6	3	0	0	12	1	0	0	0	0	38	0	0
9/7	@ Iowa	L, 5-3	8.0	6	5	5	5	14	1	0	2	13	1	1	1	0	0	36	0	0
9/9	CHARLOTTE	W, 7-1	9.0	5	1	1	2	7	1	0	1	9	0	0	0	0	0	33	0	0
9/10	CHARLOTTE	W, 3-2	9.0	6	2	2	2	9	2	0	0	8	1	0	0	2	0	31	1	1
9/11	CHARLOTTE	W, 11-3	9.0	7	3	3	2	8	1	1	0	10	0	0	0	0	0	36	0	0
9/12	CHARLOTTE	W, 10-1	9.0	6	1	1	5	11	0	0	0	6	0	0	1	0	0	39	0	0
9/13	CHARLOTTE	W, 8-3	9.0	8	3	3	2	7	2	0	1	13	0	0	0	1	0	36	0	0
9/14	CHARLOTTE	L, 8-0	9.0	10	8	1	5	6	3	0	1	16	3	0	0	1	0	43	0	0
9/16	@ Columbus	L, 9-2	8.0	8	9	9	6	10	2	0	2	16	1	0	2	0	0	40	0	0
9/17	@ Columbus	L, 3-0	8.0	6	3	3	1	10	3	0	2	15	0	0	0	0	0	31	0	0
9/18	@ Columbus	W, 7-5	9.0	11	5	5	4	12	4	1	0	17	1	0	0	0	0	41	0	1
9/19	@ Columbus	L, 7-4 (10)	9.1	12	7	6	4	8	4	0	1	19	1	0	0	1	1	41	0	1
9/20	@ Columbus	W, 8-7	9.0	8	7	6	6	9	2	2	2	20	1	0	0	0	0	42	1	1
9/21	@ Columbus	L, 3-1	8.0	6	3	3	6	12	1	0	0	7	0	0	0	0	0	36	0	0

DATE	OPPONENT	RESULT	STARTER	STARTING PITCHER																RELIEF PITCHERS																					
				W	L	IP	H	R	ER	BB	SO	2B	3B	HR	TB	WP	GDP	TBF	BR	BRS	W	L	HLD	SV	VO	IP	H	R	ER	BB	SO	2B	3B	HR	TB	WP	GDP	TBF	BR	BRS	IR
3/28	@ Iowa	L, 6-3	Guerrero	0	1	4.0	7	4	4	1	6	3	0	1	13	0	0	20	2	0	0	0	0	4.0	3	2	2	1	5	1	0	1	7	0	0	16	1	0	3	0	
3/29	@ Iowa	W, 12-7	Champlain	0	0	3.0	7	7	7	4	4	0	0	1	10	1	0	19	1	0	1	0	0	6.0	3	0	0	1	3	1	0	0	4	0	2	21	0	0	1	0	
3/30	@ Iowa	POSTPONED																																							
4/1	LOUISVILLE	L, 7-3	Avila	0	0	5.2	1	1	1	1	11	0	0	0	1	0	0	19	1	1	0	1	0	1	3.1	7	6	6	3	4	1	1	0	10	3	0	23	4	0	5	1
4/2	LOUISVILLE	W, 12-6	Cameron	1	0	5.0	3	2	1	3	6	0	0	1	6	0	1	21	0	0	0	0	0	4.0	4	4	4	4	5	2	0	0	6	1	0	21	1	1	1	1	
4/3	LOUISVILLE	W, 5-3	Hatch	0	0	5.0	2	1	1	1	6	0	0	1	5	0	0	17	0	0	1	0	2	1	4.0	5	2	2	3	4	3	0	0	8	0	0	19	3	2	3	2
4/4	LOUISVILLE	W, 8-2	Guerrero	1	0	5.0	0	0	0	0	7	0	0	0	0	0	0	15	0	0	0	0	0	4.0	2	2	0	3	3	0	0	0	2	0	0	18	0	0	0	0	
4/5	LOUISVILLE	L, 4-0	Champlain	0	1	6.0	6	4	4	2	4	1	0	0	7	0	1	26	0	0	0	0	0	3.0	2	0	0	2	4	1	0	0	3	2	0	13	0	0	0	0	
4/6	LOUISVILLE	L, 7-5 (10)	Avila	0	0	6.0	6	2	2	2	5	1	0	0	7	0	0	25	0	0	0	1	0	1	4.0	9	5	4	2	3	0	0	2	15	0	0	23	1	1	1	1
4/8	@ St. Paul	W, 3-0	Cameron	1	0	6.0	2	0	0	1	5	0	0	0	2	0	0	21	0	0	0	1	1	3.0	0	0	0	2	3	0	0	0	0	0	0	11	0	0	0	0	
4/9	@ St. Paul	L, 3-2	Hatch	0	0	4.2	7	2	2	1	6	0	0	1	10	0	0	22	3	0	0	1	0	0	3.1	3	1	1	1	3	0	0	1	6	0	1	14	0	0	3	0
4/10	@ St. Paul	L, 13-4	Guerrero	0	1	1.2	4	7	3	3	3	2	0	0	6	0	0	14	2	2	0	0	0	6.1	12	6	6	6	11	4	0	0	16	0	0	37	3	2	5	4	
4/11	@ St. Paul	L, 6-4	Champlain	0	0	3.1	6	4	4	4	3	0	0	1	9	0	1	18	2	1	0	1	0	4.2	3	2	2	2	1	7	0	0	1	6	0	0	18	0	0	2	1
4/12	@ St. Paul	W, 7-5	Avila	0	0	3.1	5	4	4	3	4	1	0	1	9	0	0	17	1	1	1	0	3	1	5.2	2	1	1	1	11	0	0	1	5	0	0	21	2	0	3	1
4/13	@ St. Paul	W, 5-3	Cameron	0	0	5.1	4	2	2	2	7	1	0	0	5	0	1	21	1	0	1	0	1	3.2	2	1	1	2	5	2	0	0	4	0	0	14	0	0	1	0	
4/15	NORFOLK	W, 9-8	Hatch	0	0	4.2	9	8	8	3	3	3	1	0	14	0	1	25	1	0	0	0	1	1	4.1	3	0	0	3	4	0	0	0	3	0	1	18	0	0	1	0
4/16	NORFOLK	L, 15-6	Noriega	0	1	1.0	6	8	8	3	1	2	0	3	17	0	0	12	0	0	0	0	0	8.0	9	7	5	3	6	2	0	2	17	0	1	37	1	0	1	0	
4/17	NORFOLK	W, 4-2	Champlain	0	0	1.0	0	0	0	1	1	0	0	0	0	0	1	3	0	0	0	1	0	8.0	8	2	2	3	5	0	0	0	8	0	2	33	0	0	0	0	
4/18	NORFOLK	W, 10-8	Cameron	0	0	4.0	6	5	5	1	6	0	0	2	12	0	0	19	0	0	0	1	0	1	5.0	3	3	3	3	6	2	0	0	5	2	1	20	0	0	0	0
4/19	NORFOLK	L, 11-1	Simonelli	0	1	1.2	4	6	5	3	3	2	0	0	6	1	0	11	1	1	0	0	0	7.1	7	5	5	2	9	1	0	0	8	1	0	31	0	0	1	1	
4/20	NORFOLK	CANCELED																																							
4/22	@ Toledo	L, 9-8 (13)	Hatch	0	0	3.2	5	3	3	5	7	0	0	0	5	0	0	21	2	0	0	1	0	3	9.0	4	6	2	4	10	1	0	0	5	1	0	36	1	0	3	0
4/23	@ Toledo	L, 8-4	Avila	0	0	3.0	3	4	3	2	4	1	0	1	7	0	0	14	0	0	0	1	0	0	5.0	6	4	3	0	6	1	1	0	9	1	0	23	0	0	0	0
4/24	@ Toledo	L, 4-3	Champlain	0	0	5.2	4	3	2	1	5	0	0	0	4	0	0	21	0	0	0	1	0	0	3.0	6	1	1	5	4	1	0	0	7	1	0	20	0	0	0	0
4/25	@ Toledo	POSTPONED																																							
4/26 [G1]	@ Toledo	L, 3-1 (7)	Cameron	0	0	2.0	0	0	0	1	3	0	0	0	0	0	0	7	0	0	0	1	0	0	4.0	4	3	3	1	4	2	0	0	6	0	0	18	0	0	0	0
4/26 [G2]	@ Toledo	L, 4-1 (7)	Simonelli	0	1	2.0	2	1	1	1	1	1	0	1	6	0	0	8	0	0	0	0	0	0	4.0	4	3	3	2	4	0	0	0	4	1	1	16	1	0	1	0
4/27	@ Toledo	L, 2-0	Hatch	0	1	4.0	3	1	1	4	6	0	0	0	3	1	0	20	2	0	0	0	0	0	4.0	2	1	1	0	10	1	0	0	3	0	0	14	0	0	2	0
4/29	INDIANAPOLIS	L, 9-7	Avila	0	1	4.0	4	5	5	3	4	1	0	1	8	0	0	20	0	0	0	0	0	0	5.0	5	4	4	1	3	1	1	1	11	0	0	21	0	0	0	0
4/30	INDIANAPOLIS	W, 9-6	Champlain	0	0	5.0	6	6	6	1	3	3	0	1	12	0	0	22	0	0	0	1	0	1	4.0	1	0	0	1	7	0	0	0	1	0	1	13	0	0	0	0
5/1	INDIANAPOLIS	L, 7-2	Ramsey	0	1	3.1	4	4	4	4	3	0	0	1	7	1	0	21	3	1	0	0	0	0	5.2	5	3	3	3	6	1	0	0	6	1	1	23	0	0	3	1
5/2	INDIANAPOLIS	L, 6-0	Hatch	0	1	4.2	6	4	4	1	6	1	0	0	7	0	1	20	1	1	0	0	0	0	4.1	4	2	2	3	5	1	0	1	8	0	0	20	0	0	1	1
5/3	INDIANAPOLIS	W, 5-1	Simonelli	0	0	1.2	0	1	0	3	2	0	0	0	0	2	0	9	1	0	0	1	0	0	7.1	6	0	0	1	8	0	0	0	6	0	0	27	0	0	1	0
5/4	INDIANAPOLIS	W, 8-1	Avila	1	0	6.0	5	1	1	1	3	1	0	0	6	0	0	24	0	0	0	0	0	0	3.0	2	0	0	0	6	1	0	0	3	0	0	11	1	0	1	0
5/6	@ Louisville	L, 9-1	Cameron	0	1	5.1	7	3	3	1	5	2	0	1	12	0	1	23	0	0	0	0	0	0	2.2	5	6	6	1	4	1	0	1	9	1	0	15	0	0	0	0
5/7	@ Louisville	L, 6-5	Champlain	0	0	5.1	6	5	5	1	5	1	0	2	13	0	0	23	2	2	0	1	0	0	2.2	3	1	1	2	4	0	0	0	3	0	0	14	3	0	5	2
5/8																																									

DATE	OPPONENT	RESULT	STARTER	STARTING PITCHER																RELIEF PITCHERS																					
				W	L	IP	H	R	ER	BB	SO	2B	3B	HR	TB	WP	GD	PTF	BR	BRS	W	L	HLD	SV	SVO	IP	H	R	ER	BB	SO	2B	3B	HR	TB	WP	GD	PTF	BR	BRS	IR
6/24	@ Indianapolis	L, 9-1	Hatch	0	1	2.0	8	7	7	2	3	1	0	2	15	0	0	16	0	0	0	0	0	6.0	7	2	2	1	3	1	0	0	8	1	1	27	0	0	0	0	
6/25	@ Indianapolis	W, 7-5 (10)	Champlain	0	0	5.0	7	5	4	2	4	1	0	1	11	0	0	25	0	0	1	0	0	5.0	3	0	0	2	5	0	0	3	0	1	20	0	0	0	0		
6/26	@ Indianapolis	W, 17-2	Hill	1	0	6.0	6	2	2	1	8	0	0	1	9	0	0	24	0	0	0	0	0	3.0	3	0	0	0	2	1	0	0	4	0	0	12	0	0	0	0	
6/27	@ Indianapolis	L, 2-0	Nogosek	0	1	3.2	3	1	1	0	4	0	0	1	6	0	0	13	0	0	0	0	0	4.1	2	1	0	1	5	0	0	0	2	0	1	15	0	0	0	0	
6/28	@ Indianapolis	L, 12-1	Gant	0	1	1.2	7	7	6	2	1	1	0	0	8	1	0	15	1	0	0	0	0	6.1	8	5	4	3	5	0	0	2	14	0	1	29	2	0	3	0	
6/29	@ Indianapolis	L, 3-2	Hatch	0	0	5.2	5	0	0	2	2	2	0	0	7	0	1	24	1	0	0	1	0	2.1	3	3	3	3	2	1	0	0	4	0	0	13	3	0	4	0	
7/1	@ Iowa	W, 10-7	Dunn	0	0	2.2	1	3	2	3	4	0	0	0	1	1	0	13	1	1	0	0	0	6.1	9	4	4	0	5	4	0	2	19	0	0	29	2	0	3	1	
7/2	@ Iowa	L, 10-6	Hill	0	1	4.0	9	7	5	4	1	5	0	1	17	1	1	24	2	2	0	0	0	4.0	3	3	3	5	2	0	0	1	6	2	1	19	0	0	2	2	
7/3	@ Iowa	L, 12-3	Champlain	0	1	4.1	10	8	6	3	1	0	0	3	19	1	0	27	1	1	0	0	0	3.2	5	4	4	1	2	0	0	2	11	0	0	18	0	0	1	1	
7/4	IOWA	L, 7-2	Gant	0	0	5.0	4	0	0	3	1	0	0	0	4	0	3	19	0	0	0	1	0	4.0	7	7	7	3	4	2	0	2	15	1	1	21	2	2	2	2	
7/5	IOWA	W, 8-4	Hatch	1	0	7.0	1	1	1	2	5	0	0	1	4	0	0	24	0	0	0	0	0	2.0	3	3	3	1	2	2	0	1	8	0	0	10	0	0	0	0	
7/6	IOWA	L, 9-5	Dunn	0	1	2.2	9	7	5	2	4	1	0	1	13	0	0	20	1	0	0	0	0	6.1	5	2	2	4	3	2	0	1	10	0	0	28	1	0	2	0	
7/8	TOLEDO	L, 12-8	Hill	0	1	4.0	10	7	7	3	3	2	0	3	21	0	0	25	0	0	0	0	0	5.0	8	5	5	2	5	3	1	1	16	0	1	25	0	0	0	0	
7/9	TOLEDO	W, 13-7	Champlain	1	0	5.0	5	3	3	1	4	1	0	1	9	0	0	21	0	0	0	0	0	4.0	7	4	4	1	5	1	0	0	8	2	0	22	4	1	4	1	
7/10	TOLEDO	L, 3-2	Gant	0	0	5.0	3	0	0	4	1	0	1	0	5	1	1	18	0	0	0	1	0	4.0	3	3	3	2	5	0	2	0	7	1	1	18	0	0	0	0	
7/11	TOLEDO	L, 1-0	Hatch	0	0	6.0	3	0	0	0	7	1	0	0	4	0	0	22	0	0	0	1	0	3.0	3	1	1	2	5	0	0	0	3	0	0	14	0	0	0	0	
7/12	TOLEDO	L, 7-6	Keuchel	0	0	4.0	4	2	2	2	1	1	0	0	5	0	1	17	0	0	0	1	0	5.0	7	5	5	7	5	4	0	1	14	0	0	27	3	0	3	0	
7/13	TOLEDO	L, 6-1	Hill	0	1	5.0	4	1	1	4	10	0	1	0	6	0	0	24	0	0	0	0	0	4.0	8	5	5	1	6	2	0	0	10	0	0	19	2	0	2	0	
7/18	@ Buffalo	W, 7-3	Keuchel	0	0	4.1	3	1	1	3	5	0	0	0	3	0	1	17	1	1	0	1	1	4.2	4	2	2	3	8	2	0	0	6	1	0	22	5	0	6	1	
7/19	@ Buffalo	L, 3-2	Hill	0	0	2.0	0	0	0	1	1	0	0	0	0	0	0	7	0	0	0	1	0	6.0	5	3	2	4	6	3	0	1	11	1	2	28	3	0	3	0	
7/20	@ Buffalo	W, 8-6	Hatch	1	0	6.2	6	2	2	0	4	1	0	0	7	0	1	25	1	0	0	0	0	2.1	5	4	3	2	4	2	0	1	10	0	0	14	3	1	4	1	
7/22	@ Syracuse	L, 4-3	Champlain	0	1	5.0	6	2	2	2	3	0	1	0	8	0	0	24	0	0	0	0	0	3.0	3	2	2	1	2	0	0	1	6	0	1	12	0	0	0	0	
7/23	@ Syracuse	L, 8-4	Gant	0	1	1.1	6	6	6	3	0	1	1	0	9	1	0	13	2	1	0	0	0	6.2	10	2	2	0	4	0	0	2	16	0	1	30	0	0	2	1	
7/24	@ Syracuse	L, 6-2	Keuchel	0	1	5.0	7	4	4	0	5	1	0	1	11	0	0	23	0	0	0	0	0	3.0	5	2	2	1	2	1	0	0	6	0	0	16	0	0	0	0	
7/25	@ Syracuse	L, 8-2	Dunn	0	1	2.1	4	4	4	4	3	0	0	2	10	2	0	15	1	0	0	0	0	5.2	7	4	4	2	3	1	0	1	11	0	1	25	0	0	1	0	
7/26	@ Syracuse	L, 6-3	Hatch	0	1	2.1	5	3	3	1	3	3	0	0	8	0	1	12	1	1	0	0	0	5.2	9	3	3	3	5	1	0	2	16	0	0	29	0	0	1	1	
7/27	@ Syracuse	L, 2-1	Champlain	0	0	6.0	4	0	0	2	5	0	1	0	6	1	1	24	0	0	0	1	2	2.1	3	2	2	0	4	0	0	1	6	0	0	10	0	0	0	0	
7/29	LOUISVILLE	W, 5-2	Gant	1	0	5.0	2	2	2	0	6	0	0	2	8	0	0	17	0	0	0	0	0	4.0	1	0	0	0	2	6	1	0	0	2	0	0	15	0	0	0	0
7/30	LOUISVILLE	W, 4-2	Keuchel	1	0	5.0	4	2	2	1	5	1	0	1	8	0	0	20	0	0	0	0	3	1	4.0	1	0	0	0	2	1	0	0	2	0	0	13	0	0	0	0
7/31	LOUISVILLE	L, 14-2	Dunn	0	1	4.0	3	4	3	2	2	2	0	0	5	1	0	17	0	0	0	0	0	5.0	10	10	10	7	2	4	0	0	14	1	1	31	2	2	2	2	
8/1	LOUISVILLE	W, 7-3	Bosacker	0	0	3.0	3	1	1	1	2	2	0	0	5	0	0	14	0	0	0	1	0	6.0	4	2	2	3	7	0	0	1	7	1	0	26	0	0	0	0	
8/2	LOUISVILLE	L, 9-0	Champlain	0	1	4.0	8	7	7	2	4	0	0	2	14	0	1	21	0	0	0	0	0	5.0	6	2	2	2	4	1	0	1	10	0	2	21	0	0	0	0	
8/3	LOUISVILLE	L, 3-2	Kolek	0	1	6.0	9	3	3	0	4	3	0	1	15	1	1	26	0	0	0	0	0	3.0	1	0	0	1	4	0	0	0	1	0	1	9	1	0	1	0	
8/5	@ Indianapolis	W, 7-6 (10)	Keuchel	0	0	6.0	7	5	3	3	3	1	0	0	8	1	0	27	0	0	0	1	0	2	4	3	1	1	2	6	0	0	0	3	1	0	18	0	0	0	0
8/6	@ Indianapolis	W, 5-4	Gant	1	0	5.0	5	2	2	2	3	2	0	0	7	0	0	23	0	0	0	0	2	1	4.0	4	2	1	3	3	1	0	0	5	0	0	21	4	2	4	2
8/7	@ Indianapolis	L, 4-2	Champlain	0	1	6.0	4	3	3	1	8	2	0	1	9	0	0	23	0	0	0	0</																			



### HITTING

SERIES	OPPONENT	DATES	AVG	G	AB	R	H	TB	2B	3B	HR	RBI	BB	IBB	SO	SB	CS	OBP	SLG	OPS	PA	SAC	SF	HBP	GIDP
SERIES 1	@ Iowa	3/28 - 3/30	.258	2	66	15	17	27	4	0	2	14	14	0	25	9	0	.390	.409	.799	84	2	1	1	0
SERIES 2	LOUISVILLE	4/1 - 4/6	.250	6	196	33	49	94	8	2	11	27	30	0	53	5	1	.353	.480	.833	234	2	3	3	7
SERIES 3	@ St. Paul	4/8 - 4/13	.226	6	195	25	44	62	8	2	2	22	27	0	62	14	3	.323	.318	.641	228	2	2	2	3
SERIES 4 (W)	NORFOLK	4/15 - 4/20	.280	5	168	30	47	72	11	1	4	29	26	0	45	5	0	.382	.429	.811	200	1	2	3	5
SERIES 5 (L)	@ Toledo	4/22 - 4/27	.192	6	198	17	38	55	12	1	1	15	17	0	54	10	0	.264	.278	.542	220	0	2	3	2
SERIES 6	INDIANAPOLIS	4/29 - 5/4	.242	6	190	31	46	81	8	3	7	28	16	0	51	7	1	.308	.426	.734	214	0	4	4	3
SERIES 7	@ Louisville	5/6 - 5/11	.236	6	203	29	48	77	5	0	8	29	23	0	46	3	2	.319	.379	.698	230	1	1	2	4
SERIES 8	COLUMBUS	5/13 - 5/18	.274	6	201	44	55	96	11	0	10	41	37	0	56	12	2	.380	.478	.858	242	0	4	0	1
SERIES 9 (L)	@ Salt Lake	5/20 - 5/25	.292	6	216	40	63	124	11	1	16	39	20	1	48	11	1	.355	.574	.929	245	3	3	3	5
SERIES 10	ST. PAUL	5/27 - 6/1	.256	6	199	29	51	81	10	1	6	27	23	0	53	13	2	.336	.407	.743	231	2	4	3	0
SERIES 11 (L)	IOWA	6/3 - 6/8	.227	7	198	26	45	71	12	1	4	25	25	0	51	9	3	.322	.359	.681	228	1	1	3	3
SERIES 12 (W)	@ Toledo	6/10 - 6/15	.279	6	190	37	53	90	10	3	7	34	22	0	57	6	2	.356	.474	.830	220	1	4	3	5
SERIES 13 (L)	DURHAM	6/17 - 6/22	.212	6	198	23	42	86	9	1	11	22	22	0	61	5	1	.294	.434	.728	222	1	0	1	4
SERIES 14 (L)	@ Indianapolis	6/24 - 6/29	.226	6	208	28	47	88	9	1	10	27	21	0	66	2	0	.305	.423	.728	233	0	1	3	2
SERIES 15 (L)	@ Iowa	7/1 - 7/3	.250	3	104	19	26	49	8	0	5	16	14	0	32	1	1	.345	.471	.816	120	1	0	1	0
SERIES 16 (L)	IOWA	7/4 - 7/6	.253	3	99	15	25	47	7	0	5	15	8	0	28	4	0	.318	.475	.793	111	1	1	2	0
SERIES 17 (L)	TOLEDO	7/8 - 7/13	.243	6	202	30	49	84	11	0	8	28	25	0	59	3	1	.326	.416	.742	230	0	2	1	1
SERIES 18 (W)	@ Buffalo	7/18 - 7/20	.267	3	105	17	28	50	9	2	3	17	19	0	28	2	1	.381	.476	.857	127	1	1	1	2
SERIES 19 (L)	@ Syracuse	7/22 - 7/27	.195	6	195	15	38	59	11	2	2	15	13	0	53	3	3	.256	.303	.559	211	0	0	3	3
SERIES 20	LOUISVILLE	7/29 - 8/3	.212	6	189	20	40	62	1	0	7	17	20	0	51	7	0	.290	.328	.618	210	0	0	1	4
SERIES 21 (W)	@ Indianapolis	8/5 - 8/10	.273	6	205	32	56	88	9	4	5	31	22	0	55	5	3	.345	.429	.774	231	2	1	1	7
SERIES 22	ST. PAUL	8/12 - 8/17	.257	6	206	34	53	110	15	0	14	34	24	0	72	7	0	.341	.534	.875	232	0	0	2	2
SERIES 23 (W)	@ Columbus	8/19 - 8/24	.300	6	227	55	68	141	13	0	20	54	30	0	60	5	0	.393	.621	1.014	262	0	0	5	3
SERIES 24 (L)	LEHIGH VALLEY	8/26 - 8/31	.278	5	158	31	44	85	14	0	9	31	26	1	44	1	1	.389	.538	.927	190	0	2	4	4
SERIES 25 (L)	@ Iowa	9/2 - 9/7	.252	6	206	23	52	82	9	0	7	22	22	0	72	9	2	.326	.398	.724	232	2	1	1	5
SERIES 26 (W)	CHARLOTTE	9/9 - 9/14	.291	6	199	39	58	109	16	1	11	37	25	1	42	7	0	.382	.548	.930	233	4	0	4	3
SERIES 27 (L)	@ Columbus	9/16 - 9/21	.215	6	200	22	43	63	8	0	4	18	16	0	49	2	2	.277	.315	.592	222	2	2	2	4

### PITCHING




























SERIES	OPPONENT	DATES	W	L	ERA	G	GS	CG	SHO	GF	HLD	SV	SVO	IP	H	R	ER	HR	HB	BB	IBB	SO	AVG	WP	BK	GIDP
SERIES 1	@ Iowa	3/28 - 3/30	1	1	6.88	2	2	0	0	2	0	0	0	17.0	20	13	13	3	1	7	0	18	.294	1	0	2
SERIES 2	LOUISVILLE	4/1 - 4/6	3	3	4.09	6	6	0	0	6	2	0	3	55.0	47	29	25	4	4	26	0	62	.226	6	1	2
SERIES 3	@ St. Paul	4/8 - 4/13	3	3	4.59	6	6	0	1	6	5	3	3	51.0	50	30	26	6	1	27	0	68	.254	0	0	3
SERIES 4 (W)	NORFOLK	4/15 - 4/20	3	2	8.20	5	5	0	0	5	0	3	3	45.0	55	44	41	7	0	25	1	44	.304	4	0	7
SERIES 5 (L)	@ Toledo	4/22 - 4/27	0	6	4.20	6	6	0	0	6	1	0	3	49.1	43	30	23	2	3	26	0	64	.231	5	0	1
SERIES 6	INDIANAPOLIS	4/29 - 5/4	3	3	4.83	6	6	0	0	6	2	1	1	54.0	48	30	29	5	2	22	0	56	.238	4	2	3
SERIES 7	@ Louisville	5/6 - 5/11	3	3	3.66	6	6	0	1	6	4	1	3	51.2	42	22	21	5	6	13	0	60	.221	4	0	3
SERIES 8	COLUMBUS	5/13 - 5/18	3	3	6.83	6	6	0	0	6	3	0	2	54.0	65	44	41	6	3	37	0	58	.300	6	1	5
SERIES 9 (L)	@ Salt Lake	5/20 - 5/25	1	5	7.64	6	6	0	0	6	1	0	4	50.2	71	49	43	9	3	24	0	63	.323	4	0	3
SERIES 10	ST. PAUL	5/27 - 6/1	3	3	4.17	6	6	0	0	6	8	3	5	54.0	48	27	25	8	3	27	0	49	.236	7	0	5
SERIES 11 (L)	IOWA	6/3 - 6/8	2	5	5.17	7	7	0	0	7	1	1	1	54.0	51	35	31	7	2	36	0	55	.252	0	0	4
SERIES 12 (W)	@ Toledo	6/10 - 6/15	6	0	1.98	6	6	1	3	5	4	1	1	50.0	26	11	11	3	2	16	0	58	.151	3	1	1
SERIES 13 (L)	DURHAM	6/17 - 6/22	0	6	7.17	6	6	0	0	6	0	0	0	54.0	79	49	43	4	5	32	0	52	.339	3	1	4
SERIES 14 (L)	@ Indianapolis	6/24 - 6/29	2	4	5.12	6	6	0	0	6	0	1	2	51.0	62	33	29	7	5	19	0	44	.298	2	0	5
SERIES 15 (L)	@ Iowa	7/1 - 7/3	1	2	8.28	3	3	0	0	3	0	0	0	25.0	37	29	23	9	2	16	0	15	.333	5	0	2
SERIES 16 (L)	IOWA	7/4 - 7/6	1	2	6.00	3	3	0	0	3	0	0	1	27.0	29	20	18	6	0	15	0	19	.271	1	0	4
SERIES 17 (L)	TOLEDO	7/8 - 7/13	1	5	6.00	6	6	0	0	6	0	0	0	54.0	65	36	36	6	4	29	0	57	.298	4	2	4
SERIES 18 (W)	@ Buffalo	7/18 - 7/20	2	1	3.46	3	3	0	0	3	1	2	2	26.0	23	12	10	2	3	13	0	28	.237	2	0	4
SERIES 19 (L)	@ Syracuse	7/22 - 7/27	0	6	6.33	6	6	0	0	6	2	0	1	48.1	69	34	34	10	4	19	0	39	.330	4	1	5
SERIES 20	LOUISVILLE	7/29 - 8/3	3	3	5.33	6	6	0	0	6	5	2	2	54.0	52	33	32	8	2	21	0	48	.254	4	0	6
SERIES 21 (W)	@ Indianapolis	8/5 - 8/10	5	1	2.67	6	6	0	0	6	6	3	4	54.0	48	20	16	2	5	20	2	48	.234	3	1	3
SERIES 22	ST. PAUL	8/12 - 8/17	3	3	8.17	6	6	0	0	6	0	1	1	54.0	66	53	49	13	8	38	0	49	.296	3	2	4
SERIES 23 (W)	@ Columbus	8/19 - 8/24	5	1	5.43	6	6	0	0	6	2	2	2	53.0	52	32	32	6	3	33	0	51	.260	1	1	6
SERIES 24 (L)	LEHIGH VALLEY	8/26 - 8/31	1	4	10.54	5	5	0	0	5	0	1	1	41.0	58	52	48	14	3	24	0	42	.322	2	0	1
SERIES 25 (L)	@ Iowa	9/2 - 9/7	0	6	7.40	6	6	0	0	6	0	0	0	48.2	55	42	40	6	4	37	1	48	.286	3	2	4
SERIES 26 (W)	CHARLOTTE	9/9 - 9/14	5	1	1.83	6	6	0	0	6	1	1	1	54.0	42	18	11	3	1	18	0	48	.213	4	0	4
SERIES 27 (L)	@ Columbus	9/16 - 9/21	2	4	5.61	6	6	0	0	6	4	1	3	51.1	51	34	32	7	2	27	1	61	.256	4	0	1

SERIES WINS: 6 (3 at Home, 3 on Road)



























SERIES LOSSES: 12 (5 at Home, 7 on Road)

SERIES SPLITS: 9 (6 at Home, 3 on Road)

### STARTING PITCHERS

SERIES	OPPONENT	DATES	W	L	ERA	G	CG	SHO	IP	H	R	ER	2B	3B	HR	TB	BB	IBB	SO	WHIP	AVG	HBP	WP	BK	GDP	K/BB	NP	NS	TBF
SERIES 1	 @ Iowa	3/28 - 3/30	0	1	14.14	2	0	0	7.0	14	11	11	3	0	2	23	5	0	10	2.71	.424	1	1	0	0	2.00	147	82	39
SERIES 2	 LOUISVILLE	4/1 - 4/6	2	1	2.48	6	0	0	32.2	18	10	9	2	0	2	26	9	0	39	0.83	.161	1	0	1	2	4.33	452	297	123
SERIES 3	 @ St. Paul	4/8 - 4/13	1	1	5.55	6	0	0	24.1	28	19	15	4	0	3	41	14	0	28	1.73	.286	1	0	0	2	2.00	483	280	113
SERIES 4 (W)	 NORFOLK	4/15 - 4/20	0	2	18.97	5	0	0	12.1	25	27	26	7	1	5	49	11	0	14	2.92	.431	0	1	0	2	1.27	279	161	70
SERIES 5 (L)	 @ Toledo	4/22 - 4/27	0	2	4.43	6	0	0	20.1	17	12	10	2	0	2	25	14	0	26	1.52	.227	1	1	0	0	1.86	396	244	91
SERIES 6	 INDIANAPOLIS	4/29 - 5/4	1	3	7.30	6	0	0	24.2	25	21	20	6	0	3	40	13	0	21	1.54	.253	2	3	2	1	1.62	455	270	116
SERIES 7	 @ Louisville	5/6 - 5/11	2	1	3.60	6	0	0	30.0	26	12	12	6	0	4	44	8	0	29	1.13	.236	3	1	0	2	3.63	469	296	122
SERIES 8	 COLUMBUS	5/13 - 5/18	2	2	6.26	6	0	0	27.1	36	19	19	6	1	5	59	10	0	23	1.68	.324	2	0	0	4	2.30	477	283	123
SERIES 9 (L)	 @ Salt Lake	5/20 - 5/25	0	2	12.00	6	0	0	15.0	26	22	20	4	2	4	46	9	0	17	2.33	.356	1	2	0	1	1.89	337	205	83
SERIES 10	 ST. PAUL	5/27 - 6/1	1	1	5.02	6	0	0	28.2	26	16	16	7	0	6	51	12	0	21	1.33	.239	2	3	0	1	1.75	433	266	125
SERIES 11 (L)	 IOWA	6/3 - 6/8	1	3	5.00	7	0	0	27.0	22	16	15	6	1	3	39	18	0	23	1.48	.232	2	0	0	2	1.28	475	272	117
SERIES 12 (W)	 @ Toledo	6/10 - 6/15	4	0	2.54	6	1	1	28.1	19	8	8	3	0	2	28	12	0	27	1.09	.188	1	2	1	1	2.25	439	262	115
SERIES 13 (L)	 DURHAM	6/17 - 6/22	0	4	9.36	6	0	0	25.0	41	27	26	8	1	3	60	18	0	25	2.36	.363	3	1	0	2	1.39	498	305	135
SERIES 14 (L)	 @ Indianapolis	6/24 - 6/29	1	3	7.50	6	0	0	24.0	36	22	20	5	0	5	56	9	0	22	1.88	.340	1	1	0	1	2.44	452	288	117
SERIES 15 (L)	 @ Iowa	7/1 - 7/3	0	2	10.64	3	0	0	11.0	20	18	13	5	0	4	37	10	0	6	2.73	.385	1	3	0	1	0.60	244	144	64
SERIES 16 (L)	 IOWA	7/4 - 7/6	1	1	3.68	3	0	0	14.2	14	8	6	1	0	2	21	7	0	10	1.43	.250	0	0	0	3	1.43	250	148	63
SERIES 17 (L)	 TOLEDO	7/8 - 7/13	1	2	4.03	6	0	0	29.0	29	13	13	5	2	4	50	14	0	26	1.48	.259	1	1	1	2	1.86	539	332	127
SERIES 18 (W)	 @ Buffalo	7/18 - 7/20	1	0	2.08	3	0	0	13.0	9	3	3	1	0	0	10	4	0	10	1.00	.200	0	0	0	2	2.50	195	122	49
SERIES 19 (L)	 @ Syracuse	7/22 - 7/27	0	5	7.77	6	0	0	22.0	32	19	19	5	3	3	52	12	0	19	2.00	.330	2	4	0	2	1.58	413	251	111
SERIES 20	 LOUISVILLE	7/29 - 8/3	2	3	6.00	6	0	0	27.0	29	19	18	8	0	6	55	6	0	23	1.30	.271	1	2	0	2	3.83	445	291	115
SERIES 21 (W)	 @ Indianapolis	8/5 - 8/10	3	1	2.84	6	0	0	31.2	33	13	10	8	0	1	44	11	0	25	1.39	.266	2	2	0	2	2.27	499	319	137
SERIES 22	 ST. PAUL	8/12 - 8/17	0	3	10.38	6	0	0	21.2	39	29	25	9	1	8	74	17	0	22	2.58	.375	2	2	1	0	1.29	466	270	124
SERIES 23 (W)	 @ Columbus	8/19 - 8/24	2	1	5.47	6	0	0	26.1	26	16	16	5	2	2	41	19	0	25	1.71	.263	1	1	1	4	1.32	490	285	119
SERIES 24 (L)	 LEHIGH VALLEY	8/26 - 8/31	0	0	10.80	5	0	0	15.0	24	22	18	0	0	6	42	10	0	13	2.27	.348	1	2	0	0	1.30	318	188	81
SERIES 25 (L)	 @ Iowa	9/2 - 9/7	0	3	7.29	6	0	0	21.0	25	18	17	5	0	1	33	16	0	23	1.95	.298	1	2	1	2	1.44	414	232	102
SERIES 26 (W)	 CHARLOTTE	9/9 - 9/14	2	1	1.71	6	0	0	26.1	18	12	5	7	0	2	31	11	0	23	1.10	.191	0	2	0	1	2.09	411	254	106
SERIES 27 (L)	 @ Columbus	9/16 - 9/21	1	2	5.16	6	0	0	22.2	19	14	13	6	0	4	37	14	0	20	1.46	.226	2	1	0	0	1.43	396	240	102

### RELIEVERS

SERIES	OPPONENT	DATES	W	L	ERA	G	HLD	SV	SVO	IP	H	R	ER	2B	3B	HR	TB	BB	IBB	SO	WHIP	AVG	HBP	WP	BK	GDP	K/BB	NP	NS	TBF	IR	IRS
SERIES 1	 @ Iowa	3/28 - 3/30	1	0	1.80	2	0	0	0	10.0	6	2	2	2	0	1	11	2	0	8	0.80	.171	0	0	0	2	4.00	125	87	37	4	0
SERIES 2	 LOUISVILLE	4/1 - 4/6	1	2	6.45	6	2	0	3	22.1	29	19	16	7	1	2	44	17	0	23	2.06	.302	3	6	0	0	1.35	457	265	117	10	5
SERIES 3	 @ St. Paul	4/8 - 4/13	2	2	3.71	6	5	3	3	26.2	22	11	11	6	0	3	37	13	0	40	1.31	.222	0	0	0	1	3.08	491	302	115	14	6
SERIES 4 (W)	 NORFOLK	4/15 - 4/20	3	0	4.13	5	0	3	3	32.2	30	17	15	5	0	2	41	14	1	30	1.35	.244	0	3	0	5	2.14	560	350	139	3	1
SERIES 5 (L)	 @ Toledo	4/22 - 4/27	0	4	4.03	6	1	0	3	29.0	26	18	13	6	1	0	34	12	0	38	1.31	.234	2	4	0	1	3.17	506	310	127	6	0
SERIES 6	 INDIANAPOLIS	4/29 - 5/4	2	0	2.76	6	2	1	1	29.1	23	9	9	4	1	2	35	9	0	35	1.09	.223	0	1	0	2	3.89	451	265	115	6	2
SERIES 7	 @ Louisville	5/6 - 5/11	1	2	3.74	6	4	1	3	21.2	16	10	9	4	0	1	23	5	0	31	0.97	.200	3	3	0	1	6.20	358	223	89	7	3
SERIES 8	 COLUMBUS	5/13 - 5/18	1	1	7.43	6	3	0	2	26.2	29	25	22	4	0	1	36	27	0	35	2.10	.274	1	6	1	1	1.30	567	321	138	15	6
SERIES 9 (L)	 @ Salt Lake	5/20 - 5/25	1	3	5.80	6	1	0	4	35.2	45	27	23	7	2	5	71	15	0	46	1.68	.306	2	2	0	2	3.07	665	415	168	11	8
SERIES 10	 ST. PAUL	5/27 - 6/1	2	2	3.20	6	8	3	5	25.1	22	11	9	4	1	2	34	15	0	28	1.46	.234	1	4	0	4	1.87	400	246	110	1	1
SERIES 11 (L)	 IOWA	6/3 - 6/8	1	2	5.33	7	1	1	1	27.0	29	19	16	3	1	4	46	18	0	32	1.74	.271	0	0	0	2	1.78	548	325	127	13	6
SERIES 12 (W)	 @ Toledo	6/10 - 6/15	2	0	1.25	5	4	1	1	21.2	7	3	3	0	1	1	12	4	0	31	0.51	.099	1	1	0	0	7.75	309	196	76	1	0
SERIES 13 (L)	 DURHAM	6/17 - 6/22	0	2	5.28	6	0	0	0	29.0	38	22	17	11	2	1	56	14	0	27	1.79	.317	2	2	1	2	1.93	544	336	139	11	5
SERIES 14 (L)	 @ Indianapolis	6/24 - 6/29	1	1	3.00	6	0	1	2	27.0	26	11	9	3	0	2	35	10	0	22	1.33	.255	4	1	0	4	2.20	459	277	116	7	0
SERIES 15 (L)	 @ Iowa	7/1 - 7/3	1	0	7.07	3	0	0	0	14.0	17	11	11	4	0	5	36	6	0	9	1.64	.288	1	2	0	1	1.50	249	148	66	6	4
SERIES 16 (L)	 IOWA	7/4 - 7/6	0	1	8.76	3	0	0	1	12.1	15	12	12	6	0	4	33	8	0	9	1.86	.294	0	1	0	1	1.13	240	145	59	4	2
SERIES 17 (L)	 TOLEDO	7/8 - 7/13	0	3	8.28	6	0	0	0	25.0	36	23	23	10	3	2	58	15	0	31	2.04	.340	3	3	1	2	2.07	544	320	125	9	1
SERIES 18 (W)	 @ Buffalo	7/18 - 7/20	1	1	4.85	3	1	2	2	13.0	14	9	7	7	0	2	27	9	0	18	1.77	.269	3	2	0	2	2.00	282	165	64	13	2
SERIES 19 (L)	 @ Syracuse	7/22 - 7/27	0	1	5.13	6	2	0	1	26.1	37	15	15	3	0	7	61	7	0	20	1.67	.330	2	0	1	3	2.86	461	308	122	4	2
SERIES 20	 LOUISVILLE	7/29 - 8/3	1	0	4.67	6	5	2	2	27.0	23	14	14	7	0	2	36	15	0	25	1.41	.235	1	2	0	4	1.67	447	269	115	3	2
SERIES 21 (W)	 @ Indianapolis	8/5 - 8/10	2	0	2.42	6	6	3	4	22.1	15	7	6	4	0	1	22	9	2	23	1.07	.185	3	1	1	1	2.56	361	224	94	9	2
SERIES 22	 ST. PAUL	8/12 - 8/17	3	0	6.68	6	0	1	1	32.1	27	24	24	4	1	5	48	21	0	27	1.48	.227	6	1	1	4	1.29	586	335	147	17	6
SERIES 23 (W)	 @ Columbus	8/19 - 8/24	3	0	5.40	6	2	2	2	26.2	26	16	16	4	0	4	42	14	0	26	1.50	.257	2	0	0	2	1.86	444	265	119	7	3
SERIES 24 (L)	 LEHIGH VALLEY	8/26 - 8/31	1	4	10.38	5	0	1	1	26.0	34	30	30	4	0	8	62	14	0	29	1.85	.306	2	0	0	1	2.07	522	302	129	14	9
SERIES 25 (L)	 @ Iowa	9/2 - 9/7	0	3	7.48	6	0	0	0	27.2	30	24	23	5	0	5	50	21	1	25	1.84	.278	3	1	1	2	1.19	564	333	135	10	5
SERIES 26 (W)	 CHARLOTTE	9/9 - 9/14	3	0	1.95	6	1	1	1	27.2	24	6	6	2	1	1	31	7	0	25	1.12	.233	1	2	0	3	3.57	393	262	112	4	3
SERIES 27 (L)	@ Columbus	9/16 - 9/21	1	2	5.97	6	4	1	3	28.2	32	20	19	10	3	3	57	13	1	41	1.57	.278	0	3	0	1	3.15	496	312	129	5	3

## 2025 STORM CHASERS BY MONTH

### HITTING

MONTH	AVG	G	AB	R	H	TB	2B	3B	HR	RBI	BB	IBB	SO	SB	CS	OBP	SLG	OPS	SAC	SF	HBP	GIDP	LOB
MARCH	.258	2	66	15	17	27	4	0	2	14	14	0	25	9	0	.390	.409	.799	2	1	1	0	15
APRIL	.239	25	827	121	198	311	42	7	19	107	109	0	227	36	4	.334	.376	.710	4	11	14	17	190
MAY	.258	27	907	151	234	415	38	4	45	144	106	1	231	43	8	.337	.458	.795	6	13	9	13	180
JUNE	.237	26	827	120	196	351	44	6	33	114	94	0	245	23	6	.320	.424	.744	3	7	10	14	162
JULY	.232	24	796	107	185	320	46	4	27	102	91	0	224	18	6	.317	.402	.719	3	4	9	8	160
AUGUST	.271	26	894	161	242	455	52	4	51	156	110	1	258	20	4	.357	.509	.866	2	3	12	18	180
SEPTEMBER	.253	18	605	84	153	254	33	1	22	77	63	1	163	18	4	.329	.420	.749	8	3	7	12	130
TOTAL	.249	148	4,922	759	1,225	2,133	259	26	199	714	587	3	1,373	167	32	.334	.433	.767	28	42	62	82	1,017

### PITCHING

MONTH	W	L	ERA	G	GS	CG	SHO	GF	HLD	SV	SVO	IP	H	R	ER	HR	HB	BB	SO	WP	BK	WHIP	AVG
MARCH	1	1	6.88	2	2	0	0	2	0	0	0	17.0	20	13	13	3	1	7	18	1	0	1.59	.294
APRIL	10	15	5.36	25	25	0	1	25	9	7	13	218.1	211	148	130	22	8	110	255	15	2	1.47	.251
MAY	11	16	5.35	27	27	0	1	27	14	3	13	237.1	251	154	141	28	16	114	260	25	2	1.54	.269
JUNE	11	15	4.83	26	26	1	3	25	8	4	5	218.0	225	131	117	23	15	106	218	8	2	1.52	.266
JULY	7	17	5.99	24	24	0	0	24	8	4	6	207.1	244	149	138	36	13	104	181	18	3	1.68	.290
AUGUST	15	11	6.29	26	26	0	0	26	8	7	8	229.0	254	172	160	40	21	124	215	11	4	1.65	.278
SEPTEMBER	7	11	4.85	18	18	0	0	18	5	2	4	154.0	148	94	83	16	7	82	157	11	2	1.49	.252
TOTAL	62	86	5.49	148	148	1	5	147	52	27	49	1281.0	1,353	861	782	168	81	647	1,304	89	15	1.56	.269

### STARTING PITCHERS

MONTH	W	L	ERA	G	GS	CG	SHO	QS	IP	H	R	ER	HR	HBP	BB	SO	WP	BK	WHIP	AVG	TBF	BR	BRS
MARCH	0	1	14.14	2	2	0	0	0	7.0	14	11	11	2	1	5	10	1	0	2.71	.424	39	3	0
APRIL	3	7	6.48	25	25	0	0	2	98.2	98	79	71	14	3	52	114	2	2	1.52	.259	439	16	6
MAY	5	8	5.88	27	27	0	0	5	111.2	124	76	73	18	9	47	100	9	1	1.53	.277	505	19	13
JUNE	7	10	5.93	26	26	1	1	4	109.1	123	76	72	15	8	58	101	4	1	1.66	.283	506	10	4
JULY	5	11	5.30	24	24	0	0	4	103.2	113	69	61	16	4	50	84	9	1	1.57	.274	468	11	7
AUGUST	5	7	6.69	26	26	0	0	6	107.2	141	91	80	20	7	60	95	8	2	1.87	.311	522	24	8
SEPTEMBER	3	6	4.50	18	18	0	0	2	70.0	62	44	35	7	3	41	66	5	1	1.47	.237	310	7	5
TOTAL	28	50	5.97	148	148	1	1	23	608.0	675	446	403	92	35	313	570	38	8	1.63	.279	2,789	90	43

### RELIEF PITCHERS

MONTH	W	L	ERA	G	GF	HLD	SV	SVO	IP	H	R	ER	HR	HBP	BB	SO	WP	BK	WHIP	AVG	TBF	IR	IRS
MARCH	1	0	1.80	2	2	0	0	0	10.0	6	2	2	1	0	2	8	0	0	0.80	.171	37	4	0
APRIL	7	8	4.44	25	25	9	7	13	119.2	113	69	59	8	5	58	141	13	0	1.43	.245	532	33	12
MAY	6	8	4.87	27	27	14	3	13	125.2	127	78	68	10	7	67	160	16	1	1.54	.261	572	40	20
JUNE	4	5	3.73	25	25	8	4	5	108.2	102	55	45	8	7	48	117	4	1	1.38	.248	472	32	11
JULY	2	6	6.77	24	24	8	4	6	103.2	131	80	78	20	9	54	97	9	2	1.78	.305	495	38	13
AUGUST	10	4	5.93	26	26	8	7	8	121.1	113	81	80	20	14	64	120	3	2	1.46	.245	545	48	20
SEPTEMBER	4	5	5.14	18	18	5	2	4	84.0	86	50	48	9	4	41	91	6	1	1.51	.264	376	19	11
TOTAL	34	36	5.08	147	147	52	27	49	673.0	678	415	380	76	46	334	734	51	7	1.50	.260	3,029	214	87

## 2025 STORM CHASERS BY HALF

### HITTING

MONTH	AVG	G	AB	R	H	TB	2B	3B	HR	RBI	BB	IBB	SO	SB	CS	OBP	SLG	OPS	SAC	SF	HBP	GIDP	LOB
1ST HALF	.247	74	2,419	379	598	1,016	119	16	89	352	302	1	662	109	18	.335	.420	.755	15	31	31	42	506
2ND HALF	.250	74	2,503	380	627	1,117	140	10	110	362	285	2	711	58	14	.333	.446	.779	13	11	31	40	511

### PITCHING

MONTH	W	L	ERA	G	GS	CG	SHO	GF	HLD	SV	SVO	IP	H	R	ER	HR	HB	BB	SO	WP	BK	WHIP	AVG
1ST HALF	31	43	5.23	74	74	1	5	73	31	13	29	639.2	645	413	372	69	35	318	707	47	6	1.51	.260
2ND HALF	31	43	5.75	74	74	0	0	74	21	14	20	641.1	708	448	410	99	46	329	597	42	9	1.62	.278

### STARTING PITCHERS

MONTH	W	L	ERA	G	GS	CG	SHO	QS	IP	H	R	ER	HR	HBP	BB	SO	WP	BK	WHIP	AVG	TBF	BR	BRS
1ST HALF	14	23	6.16	74	74	1	1	10	302.2	323	220	207	44	20	153	303	15	4	1.57	.272	1,372	46	23
2ND HALF	14	27	5.78	74	74	0	0	13	305.1	352	226	196	48	15	160	267	23	4	1.68	.285	1,417	44	20














### RELIEF PITCHERS

MONTH	W	L	ERA	G	GF	HLD	SV	SVO	IP	H	R	ER	HR	HBP	BB	SO	WP	BK	WHIP	AVG	TBF	IR	IRS
1ST HALF	17	20	4.41	73	73	31	13	29	337.0	322	193	165	25	15	165	404	32	2	1.45	.249	1,497	102	43
2ND HALF	17	16	5.76	74	74	21	14	20	336.0	356	222	215	51	31	169	330	19	5	1.56	.270	1,532	112	44
















## 2025 STORM CHASERS BY OPPONENT














## HITTING

OPPONENT	G	AVG	AB	R	H	TB	2B	3B	HR	RBI	BB	IBB	SO	SB	CS	OBP	SLG	OPS	PA	SAC	SF	HBP	GIDP
 vs. Buffalo	3	.267	105	17	28	50	9	2	3	17	19	0	28	2	1	.381	.476	.857	127	1	1	1	2
 vs. Charlotte	6	.291	199	39	58	109	16	1	11	37	25	1	42	7	0	.382	.548	.930	233	4	0	4	3
 vs. Columbus	18	.264	628	121	166	300	32	0	34	113	83	0	165	19	4	.354	.478	.832	726	2	6	7	8
 vs. Durham	6	.212	198	23	42	86	9	1	11	22	22	0	61	5	1	.294	.434	.728	222	1	0	1	4
 vs. Indianapolis	18	.247	603	91	149	257	26	8	22	86	59	0	172	14	4	.320	.426	.746	678	2	6	8	12
 vs. Iowa	21	.245	673	98	165	276	40	1	23	92	83	0	208	32	6	.333	.410	.743	775	7	4	8	8
 vs. Lehigh Valley	5	.278	158	31	44	85	14	0	9	31	26	1	44	1	1	.389	.538	.927	190	0	2	4	4
 vs. Louisville	18	.233	588	82	137	233	14	2	26	73	73	0	150	15	3	.322	.396	.718	674	3	4	6	15
 vs. Norfolk	5	.280	168	30	47	72	11	1	4	29	26	0	45	5	0	.382	.429	.811	200	1	2	3	5
 vs. Salt Lake	6	.292	216	40	63	124	11	1	16	39	20	1	48	11	1	.355	.574	.929	245	3	3	3	5
 vs. St. Paul	18	.246	601	88	148	253	33	3	22	83	74	0	187	34	5	.333	.421	.754	691	3	6	7	5
 vs. Syracuse	6	.195	195	15	38	59	11	2	2	15	13	0	53	3	3	.256	.303	.559	211	0	0	3	3
 vs. Toledo	18	.237	590	84	140	229	33	4	16	77	64	0	170	19	3	.315	.388	.703	670	1	8	7	8











## PITCHING

OPPONENT	G	W	L	ERA	SHO	GF	HLD	SV	SVO	IP	H	R	ER	HR	HBP	BB	SO	K/BB	WP	GDP	AVG	WHIP
 vs. Buffalo	3	2	1	3.46	0	3	1	2	2	26.0	23	12	10	2	3	13	28	2.15	2	4	.237	1.38
 vs. Charlotte	6	5	1	1.83	0	6	1	1	1	54.0	42	18	11	3	1	18	48	2.67	4	4	.213	1.11
 vs. Columbus	18	10	8	5.97	0	18	9	3	7	158.1	168	110	105	19	8	97	170	1.75	11	12	.273	1.67
 vs. Durham	6	0	6	7.17	0	6	0	0	0	54.0	79	49	43	4	5	32	52	1.63	3	4	.339	2.06
 vs. Indianapolis	18	10	8	4.19	0	18	8	5	7	159.0	158	83	74	14	12	61	148	2.43	9	11	.257	1.38
 vs. Iowa	21	5	16	6.55	0	21	1	1	2	171.2	192	139	125	31	9	111	155	1.40	10	16	.282	1.77
 vs. Lehigh Valley	5	1	4	10.54	0	5	0	1	1	41.0	58	52	48	14	3	24	42	1.75	2	1	.322	2.00
 vs. Louisville	18	9	9	4.37	1	18	11	3	8	160.2	141	84	78	17	12	60	170	2.83	14	11	.234	1.25
 vs. Norfolk	5	3	2	8.20	0	5	0	3	3	45.0	55	44	41	7	0	25	44	1.76	4	7	.304	1.78
 vs. Salt Lake	6	1	5	7.64	0	6	1	0	4	50.2	71	49	43	9	3	24	63	2.63	4	3	.323	1.88
 vs. St. Paul	18	9	9	5.66	1	18	13	7	9	159.0	163	110	100	27	12	92	166	1.80	10	12	.262	1.60
 vs. Syracuse	6	0	6	6.33	0	6	2	0	1	48.1	69	34	34	10	4	19	39	2.05	4	5	.330	1.82
 vs. Toledo	18	7	11	4.11	3	17	5	1	4	153.1	134	77	70	11	9	71	179	2.52	12	6	.233	1.34

## STARTING PITCHERS

OPPONENT	G	W	L	ERA	CG	SHO	IP	H	R	ER	HR	HBP	BB	SO	K/BB	WP	GDP	BR	BRS	AVG	WHIP
 vs. Buffalo	3	1	0	2.08	0	0	13.0	9	3	3	0	0	4	10	2.50	0	2	2	1	.200	1.00
 vs. Charlotte	6	2	1	1.71	0	0	26.1	18	12	5	2	0	11	23	2.09	2	1	3	3	.191	1.10
 vs. Columbus	18	5	5	5.66	0	0	76.1	81	49	48	11	5	43	68	1.58	2	8	13	7	.276	1.62
 vs. Durham	6	0	4	9.36	0	0	25.0	41	27	26	3	3	18	25	1.39	1	2	3	1	.363	2.36
 vs. Indianapolis	18	5	7	5.60	0	0	80.1	94	56	50	9	5	33	68	2.06	6	4	12	2	.286	1.58
 vs. Iowa	21	2	10	6.92	0	0	80.2	95	71	62	12	5	56	72	1.29	6	8	14	9	.297	1.87
 vs. Lehigh Valley	5	0	0	10.80	0	0	15.0	24	22	18	6	1	10	13	1.30	2	0	6	4	.348	2.27
 vs. Louisville	18	6	5	3.91	0	0	89.2	73	41	39	12	5	23	91	3.96	3	6	5	4	.222	1.07
 vs. Norfolk	5	0	2	18.97	0	0	12.1	25	27	26	5	0	11	14	1.27	1	2	2	1	.431	2.92
 vs. Salt Lake	6	0	2	12.00	0	0	15.0	26	22	20	4	1	9	17	1.89	2	1	5	3	.356	2.33
 vs. St. Paul	18	2	5	6.75	0	0	74.2	92	64	56	17	5	43	71	1.65	5	3	16	6	.296	1.81
 vs. Syracuse	6	0	5	7.77	0	0	22.0	32	19	19	3	2	12	19	1.58	4	2	4	2	.330	2.00
 vs. Toledo	18	5	4	3.59	1	1	77.2	65	33	31	8	3	40	79	1.98	4	3	5	0	.226	1.35

## RELIEF PITCHERS

OPPONENT	G	W	L	ERA	HLD	SV	SVO	IP	H	R	ER	HR	HBP	BB	SO	K/BB	WP	GDP	IR	IRS	AVG	WHIP
 vs. Buffalo	3	1	1	4.85	1	2	2	13.0	14	9	7	2	3	9	18	2.00	2	2	13	2	.269	1.77
 vs. Charlotte	6	3	0	1.95	1	1	1	27.2	24	6	6	1	1	7	25	3.57	2	3	4	3	.233	1.12
 vs. Columbus	18	5	3	6.26	9	3	7	82.0	87	61	57	8	3	54	102	1.89	9	4	27	12	.270	1.72
 vs. Durham	6	0	2	5.28	0	0	0	29.0	38	22	17	1	2	14	27	1.93	2	2	11	5	.317	1.79
 vs. Indianapolis	18	5	1	2.75	8	5	7	78.2	64	27	24	5	7	28	80	2.86	3	7	22	4	.224	1.17
 vs. Iowa	21	3	6	6.33	1	1	2	91.0	97	68	64	19	4	55	83	1.51	4	8	37	17	.269	1.67
 vs. Lehigh Valley	5	1	4	10.38	0	1	1	26.0	34	30	30	8	2	14	29	2.07	0	1	14	9	.306	1.85
 vs. Louisville	18	3	4	4.94	11	3	8	71.0	68	43	39	5	7	37	79	2.14	11	5	20	10	.248	1.48
 vs. Norfolk	5	3	0	4.13	0	3	3	32.2	30	17	15	2	0	14	30	2.14	3	5	3	1	.244	1.35
 vs. Salt Lake	6	1	3	5.80	1	0	4	35.2	45	27	23	5	2	15	46	3.07	2	2	11	8	.306	1.68
vs. St. Paul	18	7	4	4.70	13	7	9	84.1	71	46	44	10	7	49	95	1.94	5	9	32	13	.228	1.42
vs. Syracuse	6	0	1	5.13	2	0	1	26.1	37	15	15	7	2	7	20	2.86	0	3	4	2	.330	1.67
vs. Toledo	17	2	7	4.64	5	1	4	75.2	69	44	39	3	6	31	100	3.23	8	3	16	1	.240	1.32

SPLIT	AVG	G	AB	R	H	TB	2B	3B	HR	RBI	BB	IBB	SO	SB	CS	OBP	SLG	OPS	SAC	SF	HBP	GIDP	LOB
HOME	.253	73	2383	385	603	1077	133	10	107	361	303	2	662	85	11	.342	.452	.794	12	23	30	37	512
AWAY	.245	75	2539	374	622	1056	126	16	92	353	284	1	711	82	21	.326	.416	.742	16	19	32	45	505
DAY	.229	37	1229	176	281	488	50	8	47	168	165	0	321	43	6	.326	.397	.723	5	9	16	24	265
NIGHT	.256	111	3693	583	944	1645	209	18	152	546	422	3	1052	124	26	.337	.445	.782	23	33	46	58	752
ON GRASS	.249	148	4922	759	1225	2133	259	26	199	714	587	3	1373	167	32	.334	.433	.767	28	42	62	82	1017
MARCH	.258	2	66	15	17	27	4	0	2	14	14	0	25	9	0	.390	.409	.799	2	1	1	0	15
APRIL	.239	25	827	121	198	311	42	7	19	107	109	0	227	36	4	.334	.376	.710	4	11	14	17	190
MAY	.258	27	907	151	234	415	38	4	45	144	106	1	231	43	8	.337	.458	.795	6	13	9	13	180
JUNE	.237	26	827	120	196	351	44	6	33	114	94	0	245	23	6	.320	.424	.744	3	7	10	14	162
JULY	.232	24	796	107	185	320	46	4	27	102	91	0	224	18	6	.317	.402	.719	3	4	9	8	160
AUGUST	.271	26	894	161	242	455	52	4	51	156	110	1	258	20	4	.357	.509	.866	2	3	12	18	180
SEPTEMBER	.253	18	605	84	153	254	33	1	22	77	63	1	163	18	4	.329	.420	.749	8	3	7	12	130
TUESDAYS	.246	23	790	133	194	337	36	1	35	127	97	1	211	30	6	.332	.427	.759	6	8	9	5	166
WEDNESDAYS	.248	25	817	117	203	341	45	6	27	106	101	0	220	32	4	.336	.417	.753	2	8	11	17	175
THURSDAYS	.253	24	813	122	206	368	40	4	38	115	95	1	244	22	8	.339	.453	.792	4	6	14	15	169
FRIDAYS	.235	26	825	130	194	337	50	3	29	118	106	1	245	31	4	.326	.408	.734	8	8	9	18	164
SATURDAYS	.283	27	907	155	257	452	56	8	41	151	93	0	246	28	5	.354	.498	.852	5	7	10	15	179
SUNDAYS	.222	23	770	102	171	298	32	4	29	97	95	0	207	24	5	.313	.387	.700	3	5	9	12	164
GAMES FOLLOWING A WIN	.260	62	2073	338	539	942	106	12	91	319	255	2	544	56	14	.346	.454	.800	11	15	26	32	431
GAMES FOLLOWING A LOSS	.244	83	2741	410	669	1165	147	14	107	385	321	1	787	101	18	.328	.425	.753	17	25	35	49	564
VS. STARTERS	.254	148	2437		620	1076	128	11	102	312	273	0	626			.334	.442	.776	10	14	27	45	1006
VS. RELIEVERS	.243	147	2485		605	1057	131	15	97	402	313	3	747			.333	.425	.758	18	28	35	37	1187
1ST HALF	.247	74	2419	379	598	1016	119	16	89	352	302	1	662	109	18	.335	.420	.755	15	31	31	42	506
2ND HALF	.250	74	2503	380	627	1117	140	10	110	362	285	2	711	58	14	.333	.446	.779	13	11	31	40	511
VS. LEFT	.258	102	1263		326	547	69	7	46	171	144	0	337			.338	.433	.771	6	9	12	21	563
VS. RIGHT	.246	144	3659		899	1586	190	19	153	543	442	3	1036			.332	.433	.765	22	33	50	61	1630
TEAM IS AHEAD	.262	93	1522		399	697	84	11	64	260	175	0	412			.340	.458	.798	9	15	13	25	758
TEAM IS BEHIND	.244	122	2279		556	992	126	8	98	316	275	2	647			.333	.435	.768	10	15	36	38	989
SCORE IS TIED	.241	132	1121		270	444	49	7	37	138	136	1	314			.327	.396	.723	9	12	13	19	446
BATTING 1ST	.275	148	607		167	295	38	6	26	73	68	0	164			.355	.486	.841	3	4	9	4	209
BATTING 2ND	.274	148	580		159	266	36	1	23	95	77	0	145			.365	.459	.824	4	6	9	8	219
BATTING 3RD	.249	148	555		138	262	38	4	26	85	90	2	138			.359	.472	.831	3	4	8	14	279
BATTING 4TH	.229	148	567		130	212	29	1	17	86	61	1	177			.308	.374	.682	1	7	7	7	289
BATTING 5TH	.242	148	546		132	243	24	3	27	80	63	0	150			.328	.445	.773	4	4	9	7	252
BATTING 6TH	.252	148	540		136	254	32	4	26	84	57	0	144			.325	.470	.795	4	7	5	10	254
BATTING 7TH	.252	148	527		133	207	19	2	17	70	55	0	153			.329	.393	.722	2	4	7	11	240
BATTING 8TH	.216	148	504		109	181	16	4	16	68	61	0	144			.301	.359	.660	5	4	2	13	230
BATTING 9TH	.244	148	496		121	213	27	1	21	73	54	0	158			.324	.429	.753	2	2	6	8	221
LEADING OFF	.251	148	1150		289	525	59	9	53	57	130	0	311			.335	.457	.792	0	0	14	0	5
1ST INNING	.246	148	562	80	138	252	22	4	28	75	73	0	167	26	3	.339	.448	.787	2	2	7	8	252
2ND INNING	.229	148	542	60	124	199	20	2	17	59	56	0	154	12	2	.304	.367	.671	4	6	5	16	232
3RD INNING	.260	148	573	88	149	250	34	2	21	83	55	0	143	26	7	.333	.436	.769	2	4	10	9	231
4TH INNING	.268	148	578	87	155	261	35	4	21	81	63	0	133	19	3	.346	.452	.798	3	1	6	11	272
5TH INNING	.265	148	570	84	151	243	32	3	18	77	70	1	152	21	3	.345	.426	.771	5	10	5	12	278
6TH INNING	.280	146	583	140	163	319	38	2	38	134	85	0	154	25	4	.378	.547	.925	5	2	8	6	254
7TH INNING	.228	145	535	73	122	213	28	3	19	64	69	0	155	15	4	.323	.398	.721	3	6	9	8	233
8TH INNING	.244	140	537	89	131	226	34	2	19	86	68	1	175	15	4	.333	.421	.754	2	5	6	7	244
9TH INNING	.207	114	410	46	85	154	15	3	16	44	47	1	134	5	2	.296	.376	.672	2	4	6	5	180
EXTRA INNINGS	.219	6	32	12	7	16	1	1	2	11	0	0	6	3	0	.206	.500	.706	0	2	0	0	17
BASES EMPTY	.241	148	2731		657	1149	134	14	110	110	326	0	772			.329	.421	.750	0	0	32	0	0
RUNNER AT 1ST	.265	146	891		236	398	55	4	33	86	92	0	220			.338	.447	.785	10	0	6	54	655
RUNNER AT 2ND	.259	131	459		119	219	23	4	23	109	68	0	121			.367	.477	.844	3	0	10	0	339
RUNNER AT 3RD	.244	86	131		32	63	8	1	7	58	21	1	36			.331	.481	.812	0	12	2	0	91
RUNNERS AT 1ST & 2ND	.238	131	320		76	122	11	1	11	83	36	0	98			.324	.381	.705	11	0	5	13	483
RUNNERS AT 1ST & 3RD	.238	86	126		30	53	11	0	4	61	9	0	32			.289	.421	.710	4	10	4	11	181
RUNNERS AT 2ND & 3RD	.278	91	126		35	62	7	1	6	96	21	2	42			.362	.492	.854	0	13	3	0	162
BASES LOADED	.290	71	138		40	67	10	1	5	111	13	0	52			.335	.486	.821	0	7	0	4	282
RUNNERS ON	.259	148	2191		568	984	125	12	89	604	260	3	601			.340	.449	.789	28	42	30	82	2193
SCORING POSITION	.255	148	1300		332	586	70	8	56	518	168	3	381			.342	.451	.793	18	42	24	28	1538
NO OUTS	.260	148	1710		444	794	90	13	78	184	202	1	470			.343	.464	.807	25	8	20	33	445
ONE OUT	.268	148	1659		445	762	96	4	71	291	195	2	460			.347	.459	.806	3	34	23	49	757
TWO OUTS	.216	148	1553		336	577	73	9	50	239	189	0	443			.309	.372	.681	0	0	19	0	991
LATE / CLOSE	.235	57	417		98	163	19	5	12	61	58	2	130			.328	.391	.719	5	4	2	9	189
AHEAD IN COUNT	.294	148	1375		404	759	93	11	80	286	586	3	244			.505	.552	1.057	5	18	17	25	578
BEHIND IN COUNT	.203	148	1751		356	591	70	6	51	186	0	0	716			.211	.338	.549	9	9	19	26	861
0-0 COUNT	.365	145	591		216	373	50	4	33	101	0	0	0			.379	.631	1.010	12	5	16	14	239
0-1 COUNT	.376	141	423		159	245	33	1	17	67	0	0	0			.380	.579	.959	8	4	5	9	144
0-2 COUNT	.143	145	496		71	135	15	2	15	43	0	0	282			.155	.272	.427	1	0	7	7</	

SPLIT	W	L	ERA	G	GS	CG	SHO	GF	HLD	SV	SVO	IP	H	R	ER	HR	HB	BB	IBB	SO	WP	BK	WHIP	AVG	GIDP	TBF	AB
HOME GAMES	31	42	5.94	73	73	0	0	73	22	13	21	648.0	700	469	428	91	37	348	1	634	48	9	1.62	.274	53	2974	2555
AWAY GAMES	31	44	5.03	75	75	1	5	74	30	14	28	633.0	653	392	354	77	44	299	4	670	41	6	1.50	.264	43	2844	2475
DAY GAMES	15	22	4.88	37	37	0	1	37	14	7	14	323.0	326	196	175	35	19	165	3	332	20	6	1.52	.259	22	1458	1258
NIGHT GAMES	47	64	5.70	111	111	1	4	110	38	20	35	958.0	1027	665	607	133	62	482	2	972	69	9	1.58	.272	74	4360	3772
ON GRASS	62	86	5.49	148	148	1	5	147	52	27	49	1281.0	1353	861	782	168	81	647	5	1304	89	15	1.56	.269	96	5818	5030
MARCH	1	1	6.88	2	2	0	0	2	0	0	0	17.0	20	13	13	3	1	7	0	18	1	0	1.59	.294	2	76	68
APRIL	10	15	5.36	25	25	0	1	25	9	7	13	218.1	211	148	130	22	8	110	1	255	15	2	1.47	.251	14	971	840
MAY	11	16	5.35	27	27	0	1	27	14	3	13	237.1	251	154	141	28	16	114	0	260	25	2	1.54	.269	16	1077	933
JUNE	11	15	4.83	26	26	1	3	25	8	4	5	218.0	225	131	117	23	15	106	0	218	8	2	1.52	.266	16	978	846
JULY	7	17	5.99	24	24	0	0	24	8	4	6	207.1	244	149	138	36	13	104	0	181	18	3	1.68	.290	20	963	841
AUGUST	15	11	6.29	26	26	0	0	26	8	7	8	229.0	254	172	160	40	21	124	2	215	11	4	1.65	.278	19	1067	914
SEPTEMBER	7	11	4.85	18	18	0	0	18	5	2	4	154.0	148	94	83	16	7	82	2	157	11	2	1.49	.252	9	686	588
ON TUESDAYS	12	11	6.30	23	23	0	1	23	8	7	12	205.2	219	153	144	33	12	109	2	211	18	2	1.59	.269	13	945	814
ON WEDNESDAYS	10	15	5.62	25	25	0	0	25	7	6	7	213.0	228	144	133	35	15	96	2	204	14	2	1.52	.271	15	963	840
ON THURSDAYS	7	17	6.34	24	24	0	1	24	5	1	5	208.2	230	158	147	24	16	124	0	207	15	4	1.70	.278	11	983	828
ON FRIDAYS	11	15	5.48	26	26	1	1	25	12	5	11	221.2	231	149	135	30	16	113	1	232	13	3	1.55	.271	25	994	852
ON SATURDAYS	13	14	5.29	27	27	0	1	27	11	4	4	228.0	241	151	134	25	12	112	0	227	17	1	1.55	.267	20	1028	901
ON SUNDAYS	9	14	3.93	23	23	0	1	23	9	4	10	204.0	204	106	89	21	10	93	0	223	12	3	1.46	.257	12	905	795
GAMES FOLLOWING A WIN	33	29	4.92	62	62	1	4	61	28	13	17	542.0	518	324	296	59	27	269	3	546	44	5	1.45	.250	41	2388	2070
GAMES FOLLOWING A LOSS	29	54	5.87	83	83	0	1	83	23	14	29	710.1	805	510	463	105	53	360	2	721	44	10	1.64	.283	54	3297	2847
STARTER	28	50	5.97	148	148	1	1	0	0	0	0	608.0	675	446	403	92	35	313	0	570	38	8	1.63	.279	42	2789	2420
RELIEVER	34	36	5.08	147	0	0	0	147	52	27	49	673.0	678	415	380	76	46	334	5	734	51	7	1.50	.260	54	3029	2610
FIRST HALF	31	43	5.23	74	74	1	5	73	31	17	29	639.2	645	413	372	69	35	318	1	707	47	6	1.51	.260	43	2869	2479
SECOND HALF	31	43	5.75	74	74	0	0	74	21	14	20	641.1	708	448	410	99	46	329	4	597	42	9	1.62	.278	53	2949	2551

SPLIT	ERA	G	IP	H	R	ER	HR	HB	BB	IBB	SO	WP	BK	WHIP	AVG	GIDP	TBF	AB
VS. LEFT		147	490.0	533			66	22	270	2	552	38	6	1.64	.274	37	2265	1947
VS. RIGHT		148	779.2	820			102	59	377	3	752	57	9	1.54	.266	59	3553	3083
TEAM IS AHEAD		93	401.2	400			50	21	191	3	442	35	6	1.47	.255	24	1797	1570
TEAM IS BEHIND		122	587.2	621			67	45	303	1	582	43	9	1.57	.270	49	2685	2300
SCORE IS TIED		137	287.0	332			51	15	153	1	280	13	0	1.69	.286	23	1336	1160
BATTING 1ST		148	143.2	164			19	11	100	0	139	10	4	1.84	.279	6	704	587
BATTING 2ND		148	151.0	170			16	7	77	0	142	20	3	1.64	.282	14	693	602
BATTING 3RD		148	150.0	155			20	8	81	2	144	19	1	1.57	.265	10	682	586
BATTING 4TH		148	143.0	160			26	6	83	3	141	9	1	1.70	.282	15	666	568
BATTING 5TH		148	145.1	138			21	13	67	0	165	10	1	1.41	.244	13	650	566
BATTING 6TH		148	138.2	138			22	8	78	0	154	5	2	1.56	.256	12	630	540
BATTING 7TH		148	139.0	143			13	9	50	0	140	12	0	1.39	.262	7	611	545
BATTING 8TH		148	130.2	144			19	8	55	0	130	5	2	1.52	.273	5	600	528
BATTING 9TH		148	128.1	141			12	11	56	0	149	5	1	1.54	.278	14	582	508
LEADING OFF		148	278.0	273			31	23	145	0	290	2	0	1.50	.245	0	1284	1115
1ST INNING	5.78	148	148.0	172	105	95	24	8	76	0	145	10	1	1.68	.288	10	688	597
2ND INNING	6.02	148	148.0	164	113	99	22	9	72	0	158	15	1	1.59	.274	5	684	599
3RD INNING	4.68	148	148.0	146	82	77	19	9	75	0	140	9	3	1.49	.257	10	657	569
4TH INNING	7.60	148	148.0	193	136	125	23	8	77	0	125	5	1	1.82	.315	18	704	612
5TH INNING	4.99	148	148.0	128	86	82	21	11	75	0	125	8	5	1.37	.236	11	637	543
6TH INNING	6.10	146	146.0	165	104	99	20	10	70	0	144	9	0	1.61	.284	16	670	580
7TH INNING	4.53	143	143.0	138	82	72	11	11	76	0	161	9	2	1.50	.251	12	645	550
8TH INNING	4.50	140	140.0	126	75	70	14	12	66	2	159	8	1	1.37	.235	6	617	536
9TH INNING	4.93	106	104.0	113	65	57	11	3	53	2	138	20	1	1.60	.274	8	476	413
EXTRA INNINGS	6.75	6	8.0	8	13	6	3	0	7	1	9	2	0	1.88	.258	0	40	31
BASES EMPTY		148	649.1	658			82	39	343	0	708	2	0	1.54	.250	0	3014	2631
RUNNER AT 1ST		148	243.2	274			37	15	86	0	220	30	11	1.48	.296	59	1031	925
RUNNER AT 2ND		140	117.0	110			13	6	87	1	113	20	2	1.68	.240	0	553	458
RUNNER AT 3RD		101	44.1	52			7	2	20	1	51	5	1	1.62	.295	0	210	176
RUNNERS AT 1ST & 2ND		131	94.2	111			14	7	42	0	75	19	1	1.62	.302	23	418	367
RUNNERS AT 1ST & 3RD		91	40.1	38			1	4	10	1	40	6	0	1.19	.281	7	159	135
RUNNERS AT 2ND & 3RD		101	42.2	58			8	2	35	2	51	2	0	2.18	.331	0	221	175
BASES LOADED		82	44.1	52			6	6	24	0	46	7	0	1.71	.319	7	212	163
RUNNERS ON SCORING POSITION		148	627.0	695			86	42	304	5	596	89	15	1.59	.290	96	2804	2399
NO OUTS		148	443.1	477			59	35	225	0	418	26	6	1.58	.273	43	2027	1745
ONE OUT		148	431.1	461			57	23	205	2	437	26	6	1.54	.278	53	1923	1657
TWO OUTS		148	401.2	415			52	23	217	3	449	39	3	1.57	.255	0	1868	1628
LATE / CLOSE		56	109.1	121			9	7	61	5	124	9	1	1.66	.278	9	509	436
AHEAD IN COUNT		148	461.1	350			38	19	0	0	649	34	2	0.76	.207	30	1727	1692
BEHIND IN COUNT		148	372.2	449			58	28	646	5	284	23	6	2.94	.295	30	2218	1524
0-0 COUNT		148	137.1	255			32	19	0	0	0	18	5	1.86	.407	17	661	627
0-1 COUNT		148	109.2	137			14	6	0	0	0	7	0	1.25	.310	18	453	442
0-2 COUNT		148	126.1	64			5	7	0	0	239	11	2	0.51	.146	6	448	438
1-0 COUNT		148	78.1	141			18	2	0	0	0	14	2	1.80	.381	3	378	370
1-1 COUNT		148	89.0	143			22	5	0	0	0	5	2	1.61	.365	12	401	392
1-2 COUNT		148	225.1	149			19	6	0	0	410	16	0	0.66	.183	6	826	812
2-0 COUNT		147	34.0	50			11	7	0	0	0	3	2	1.47	.345	7	154	145
2-1 COUNT		148	70.1	91			13	6	0	0	0	2	2	1.29	.313	7	300	291
2-2 COUNT		148	216.0	156			18	10	0	0	371	11	0	0.72	.196	7	810	795
3-0 COUNT		128	2.1	3			0	1	132	3	0	0	0	57.86	.333	1	142	9
3-1 COUNT		144	26.1	51			6	2	200	2	0	2	0	9.53	.408	3	331	125
3-2 COUNT		148	161.1	113			10	10	314	0	284	2	0	2.65	.193	9	913	584
PINCH HITTER		16	3.2	7			1	0	1	0	6	0	0	2.18	.389	0	19	18



## 2025 OMAHA ABS CHALLENGE BREAKDOWN

Omaha ABS Challenges: 126-FOR-280 (45%)

Opponent ABS Challenges: 166-FOR-326 (51%)

TOTAL ABS Challenges: 292-FOR-606 (48%)

### BY SERIES

OPPONENT	DATES	GAMES	OMAHA REVERSED	OMAHA CHALLENGES	OMAHA % REVERSED	OPPONENT REVERSED	OPPONENT CHALLENGES	OPPONENT % REVERSED	TOTAL REVERSED	TOTAL CHALLENGES	% REVERSED
@ Iowa	3/28 - 3/30	2	2	5	40%	1	3	33%	3	8	38%
LOUISVILLE	4/1 - 4/6	6	3	11	27%	7	10	70%	10	21	48%
@ St. Paul	4/8 - 4/13	6	5	12	42%	0	10	0%	5	22	23%
NORFOLK	4/15 - 4/20	5	4	10	40%	9	14	64%	13	24	54%
@ Toledo	4/22 - 4/27	6	3	9	33%	10	16	63%	13	25	52%
INDIANAPOLIS	4/29 - 5/4	6	4	9	44%	5	11	45%	9	20	45%
@ Louisville	5/6 - 5/11	6	5	12	42%	4	13	31%	9	25	36%
COLUMBUS	5/13 - 5/18	6	6	11	55%	4	10	40%	10	21	48%
@ Salt Lake	5/20 - 5/25	6	5	9	56%	1	7	14%	6	16	38%
ST. PAUL	5/27 - 6/1	6	5	10	50%	10	17	59%	15	27	56%
IOWA	6/3 - 6/8	7	13	24	54%	15	24	63%	28	48	58%
@ Toledo	6/10 - 6/15	6	6	11	55%	4	8	50%	10	19	53%
DURHAM	6/17 - 6/22	6	2	11	18%	8	17	47%	10	28	36%
@ Indianapolis	6/24 - 6/29	6	7	13	54%	4	13	31%	11	26	42%
@ Iowa	7/1 - 7/3	3	0	5	0%	7	10	70%	7	15	47%
IOWA	7/4 - 7/6	3	2	3	67%	3	5	60%	5	8	63%
TOLEDO	7/8 - 7/13	6	3	11	27%	4	12	33%	7	23	30%
@ Buffalo	7/18 - 7/20	3	3	8	38%	2	7	29%	5	15	33%
@ Syracuse	7/22 - 7/27	6	2	4	50%	6	13	46%	8	17	47%
LOUISVILLE	7/29 - 8/3	6	4	10	40%	4	6	67%	8	16	50%
@ Indianapolis	8/5 - 8/10	6	8	12	67%	11	18	61%	19	30	63%
ST. PAUL	8/12 - 8/17	6	9	15	60%	12	17	71%	21	32	66%
@ Columbus	8/19 - 8/24	6	7	12	58%	13	22	59%	20	34	59%
LEHIGH VALLEY	8/26 - 8/31	5	2	8	25%	5	10	50%	7	18	39%
@ Iowa	9/2 - 9/7	6	5	13	38%	5	12	42%	10	25	40%
CHARLOTTE	9/9 - 9/14	6	6	10	60%	3	7	43%	9	17	53%
@ Columbus	9/16 - 9/21	6	5	12	42%	9	14	64%	14	26	54%

### BY COUNT

	TOTAL	OVERTURNED	OVERTURN RATE
0-0 Count	56	24	43%
0-1 Count	16	11	69%
0-2 Count	12	6	50%
1-0 Count	25	13	52%
1-1 Count	31	17	55%
1-2 Count	35	9	26%
2-0 Count	9	8	89%
2-1 Count	15	7	47%
2-2 Count	29	11	38%
3-0 Count	4	3	75%
3-1 Count	15	7	47%
3-2 Count	33	10	30%

### ABS CHALLENGE TRENDS

	OMAHA	OPPONENT	COMBINED
Average Challenges/Game	1.9	2.2	4.1
Average Successful Challenges/Game	0.9	1.1	2.0
Most Challenges In a Game	5 (2x)	7 - 4/22 @ TOL	9
Most Successful Challenges In a Game	4 (2x)	6 - 4/22 @ TOL	6 (8x)
Games with 0 Challenges	10	11	0 - 9/16 @ COL
Games with 1-2 Challenges	100	87	27
Games with 3-4 Challenges	36	43	64
Games with 5+ Challenges	2	7	56
Games with 0 Successful Challenges	58	39	24
Games with 1 Successful Challenge	43	59	46
Games with 2 Successful Challenges	30	22	31
Games with 3+ Successful Challenges	7	17	46
Games With 100% Success Rate	27	24	8
Games Losing Both Challenges	43	47	16 (BOTH LOST 2)

Most Consecutive Successful Challenges 6 - 9/14 to 9/17 6 - TOL, 4/22 7 (2x) - Last 8/16 to 8/17  
Most Consecutive Unsuccessful Challenges 10 - 6/27 to 7/4 10 - STP, 4/8 to 4/13 8 (2x) - Last 5/9 to 5/13

### BY INNING

	TOTAL	OVERTURNED	OVERTURN RATE
1st Inning	30	13	43%
2nd Inning	26	12	46%
3rd Inning	20	6	30%
4th Inning	37	21	57%
5th Inning	44	17	39%
6th Inning	36	18	50%
7th Inning	18	6	33%
8th Inning	38	17	45%
9th Inning	31	16	52%
Extras	0	0	-

### BEST OMAHA PLAYER OVERTURN RATES

	OMAHA PLAYER	OVERTURN RATE (MIN. 5 CHAL)
1.	Carter Jensen	86% (6-FOR-7)
2.	Kyle Hayes	63% (5-FOR-8)
3.	John Gant	57% (4-FOR-7)
4.	Brian O'Keefe	53% (10-FOR-19)
5.	Luca Tresh	50% (26-FOR-52)
	Dallas Keuchel	50% (5-FOR-10)

### WORST OMAHA PLAYER OVERTURN RATES

	OMAHA PLAYER	OVERTURN RATE (MIN. 5 CHAL)
1.	Dairon Blanco	0% (0-FOR-7)
2.	Diego Castillo	20% (1-FOR-5)
3.	Rich Hill	22% (2-FOR-9)
4.	Nick Pratto	33% (5-FOR-15)
	Drew Waters	33% (2-FOR-6)
	Nelson Velázquez	33% (2-FOR-6)

### MOST CHALLENGES AGAINST OMAHA PLAYERS

	TOTAL	OVERTURNED	OVERTURN RATE
Nick Pratto	17	8	47%
John Gant	16	12	75%
Stephen Nogosek	14	9	64%
Tyler Gentry	13	7	54%

(Omaha players with most challenges made against them by opposing players)

	OMAHA	OPPONENT
Strikes overturned to Ball 4/Walk	13	13
Balls overturned to Strike 3 / Strikeout	13	18

## ABS CHALLENGES BY STORM CHASERS PLAYER

**HITTERS (64-FOR-152, 42%)**

PLAYER	CHALLENGES	OVERTURNED	% OVERTURNED
Cavan Biggio	7	3	43%
Dairon Blanco	7	0	0%
Jac Caglianone	1	1	100%
Mark Canha	1	1	100%
Harold Castro	4	2	50%
Diego Castillo	5	1	20%
Cam Devanney	4	1	25%
Isan Díaz	3	2	67%
Dustin Dickerson	2	1	50%
Tyler Gentry	7	3	43%
Nick Gordon	1	0	0%
Jordan Groshans	1	1	100%
Kyle Hayes	1	0	0%
Carter Jensen	1	1	100%
Nick Loftin	10	4	40%
Luke Maile	5	1	20%
Rudy Martin	1	0	0%
Michael Massey	2	1	50%
MJ Melendez	25	9	36%
Brian O'Keefe	8	4	50%
Nick Pratto	14	5	36%
John Rave	7	3	43%
Tyler Tolbert	2	1	50%
Luca Tresh	15	11	73%
Nelson Velázquez	6	2	33%
Drew Waters	6	2	33%
Joey Wiemer	3	3	100%
Peyton Wilson	3	1	33%

**CATCHERS (41-FOR-69, 52%)**

PLAYER	CHALLENGES	OVERTURNED	% OVERTURNED
Kyle Hayes	7	5	71%
Carter Jensen	6	5	83%
Luke Maile	18	10	56%
Brian O'Keefe	11	6	55%
Luca Tresh	37	15	41%

**PITCHERS (21-FOR-49, 43%)**

PLAYER	CHALLENGES	OVERTURNED	% OVERTURNED
Luinder Avila	1	0	0%
Jonathan Bowlan	1	0	0%
Noah Cameron	1	1	100%
Eric Cerantola	1	1	100%
Chandler Champlain	3	0	0%
Steven Cruz	3	2	67%
John Gant	7	4	57%
Thomas Hatch	2	1	50%
Ryan Hendrix	1	0	0%
Rich Hill	9	2	22%
Dallas Keuchel	10	5	50%
Stephen Kolek	2	2	100%
Chazz Martinez	4	1	25%
Noah Murdock	1	1	100%
Nick Pratto	1	0	0%
Anthony Simonelli	1	0	0%
Beck Way	1	1	100%

## ABS CHALLENGES BY UMPIRE

UMPIRE	GAMES	OMAHA CHALLENGES	OMAHA OVERTURNED	OPPONENT CHALLENGES	OPPONENT OVERTURNED	TOTAL CHALLENGES	TOTAL OVERTURNED	% OVERTURNED	CHALLENGES PER GAME	OVERTURNED PER GAME
Harley Acosta	2	6	3	4	3	10	6	60%	5.0	3.0
David Arrieta	2	3	1	4	1	7	2	29%	3.5	1.0
Brock Ballou	2	3	2	8	4	11	6	55%	5.5	3.0
Mark Bass	4	5	1	8	5	13	6	46%	3.3	1.5
Joe Belangia	3	7	3	10	6	17	9	53%	5.7	3.0
Matt Blackborow	4	10	8	7	4	17	12	71%	4.3	3.0
Dylan Bradley	2	5	3	9	8	14	11	79%	7.0	5.5
Denver Dangerfield	3	4	2	15	12	19	14	74%	6.3	4.7
Trevor Danneegger	2	3	0	3	2	6	2	33%	3.0	1.0
Tanner Dobson	4	5	2	8	6	13	8	62%	3.3	2.0
Thomas Fornarola	1	3	1	2	0	5	1	20%	5.0	1.0
Darius Ghani	4	8	2	8	4	16	6	38%	4.0	1.5
Macon Hammond	2	2	1	6	3	8	4	50%	4.0	2.0
Tom Hanahan	3	4	1	4	2	8	3	38%	2.7	1.0
Steven Hodgins	2	3	0	3	0	6	0	0%	3.0	0.0
Casey James	4	4	2	6	4	10	6	60%	2.5	1.5
Steven Jaschinski	7	9	3	14	4	23	7	30%	3.3	1.0
Edwin Jimenez	2	6	4	8	4	14	8	57%	7.0	4.0
Evin Johnson	4	6	2	5	1	11	3	27%	2.8	0.8
Dexter Kelley	4	8	1	8	2	16	3	19%	4.0	0.8
Ty Krauss	4	10	4	7	5	17	9	53%	4.3	2.3
Louie Krupa	2	4	3	4	0	8	3	38%	4.0	1.5
Kaleb Martin	4	13	7	8	3	21	10	48%	5.3	2.5
Kellen Martin	2	4	1	3	0	7	1	14%	3.5	0.5
Trevor Matthews	1	4	2	3	1	7	3	43%	7.0	3.0
Joe McCarthy	2	5	1	6	4	11	5	45%	5.5	2.5
Tanner Moore	6	10	5	12	4	22	9	41%	3.7	1.5
Raul Moreno	4	7	5	9	6	16	11	69%	4.0	2.8
Felix Neon	4	6	4	4	2	10	6	60%	2.5	1.5
Thomas O'Neil	4	9	3	15	9	24	12	50%	6.0	3.0
Jonathan Parra	1	0	0	0	0	0	0	---	0.0	0.0
Ray Patchen	4	7	1	9	5	16	6	38%	4.0	1.5
Jen Pawol	3	7	5	9	8	16	13	81%	5.3	4.3
Ben Phillips	2	3	0	3	0	6	0	0%	3.0	0.0
Dane Poncsak	2	6	4	7	4	13	8	62%	6.5	4.0
Jeremy Riggs	2	5	2	3	0	8	2	25%	4.0	1.0
Steven Rios Jr.	8	12	6	16	7	28	13	46%	3.5	1.6
Austin Snow	1	2	1	3	1	5	2	40%	5.0	2.0
Sean Sparling	2	3	2	5	4	8	6	75%	4.0	3.0
Mark Stewart Jr.	2	3	1	5	2	8	3	38%	4.0	1.5
Pete Talkington	4	8	4	6	4	14	8	57%	3.5	2.0
Derek Thomas	1	2	0	3	1	5	1	20%	5.0	1.0
Willie Traynor	2	5	2	4	1	9	3	33%	4.5	1.5
Mitch Trzeciak	4	8	4	7	3	15	7	47%	3.8	1.8
Ray Valero	2	6	2	6	3	12	5	42%	6.0	2.5
Bryan Van Vranken	4	7	5	4	1	11	6	55%	2.8	1.5
Kelvis Velez	2	5	2	6	3	11	5	45%	5.5	2.5
Brian Walsh	2	3	1	6	4	9	5	56%	4.5	2.5
Charlie Welling	3	5	4	8	4	13	8	62%	4.3	2.7
Dillon Wilson	3	7	3	5	2	12	5	42%	4.0	1.7

DATE	OPPONENT	SCORE	UMPIRE	OMAHA OVERTURNED	OMAHA CHALLENGES	OPPONENT OVERTURNED	OPPONENT CHALLENGES	TOTAL OVERTURNED	TOTAL CHALLENGES	% OVERTURNED
Friday, March 28	@ Iowa	L, 6-3	Ben Phillips	0	1	0	1	0	2	0%
Saturday, March 29	@ Iowa	W, 12-7	Dillon Wilson	2	4	1	2	3	6	50%
Tuesday, April 1	LOUISVILLE	L, 7-3	Ray Patchen	0	2	2	3	2	5	40%
Wednesday, April 2	LOUISVILLE	W, 12-6	Pete Talkington	2	3	2	2	4	5	80%
Thursday, April 3	LOUISVILLE	W, 5-3	Trevor Danneegger	0	2	1	2	1	4	25%
Friday, April 4	LOUISVILLE	W, 8-2	Ray Patchen	1	2	0	1	1	3	33%
Saturday, April 5	LOUISVILLE	L, 4-0	Pete Talkington	0	1	1	1	1	2	50%
Sunday, April 6	LOUISVILLE	L, 7-5 (10)	Trevor Danneegger	0	1	1	1	1	2	50%
Tuesday, April 8	@ St. Paul	W, 3-0	Steven Hodgins	0	2	0	1	0	3	0%
Wednesday, April 9	@ St. Paul	L, 3-2	Louie Krupa	2	3	0	2	2	5	40%
Thursday, April 10	@ St. Paul	L, 13-4	Jeremy Riggs	0	2	0	1	0	3	0%
Friday, April 11	@ St. Paul	L, 6-4	Steven Hodgins	0	1	0	2	0	3	0%
Saturday, April 12	@ St. Paul	W, 7-5	Louie Krupa	1	1	0	2	1	3	33%
Sunday, April 13	@ St. Paul	W, 5-3	Jeremy Riggs	2	3	0	2	2	5	40%
Tuesday, April 15	NORFOLK	W, 9-8	Dylan Bradley	2	3	4	5	6	8	75%
Wednesday, April 16	NORFOLK	L, 15-6	Dillon Wilson	0	1	1	2	1	3	33%
Thursday, April 17	NORFOLK	W, 4-2	Ben Phillips	0	2	0	2	0	4	0%
Friday, April 18	NORFOLK	W, 10-8	Dylan Bradley	1	2	4	4	5	6	83%
Saturday, April 19	NORFOLK	L, 11-1	Dillon Wilson	1	2	0	1	1	3	33%
Tuesday, April 22	@ Toledo	L, 9-8 (13)	Denver Dangerfield	0	1	6	7	6	8	75%
Wednesday, April 23	@ Toledo	L, 8-4	Ty Krauss	1	2	0	2	1	4	25%
Thursday, April 24	@ Toledo	L, 4-3	David Arrieta	0	2	1	2	1	4	25%
Saturday, April 26 [G1]	@ Toledo	L, 3-1 (7)	Denver Dangerfield	1	2	2	2	3	4	75%
Saturday, April 26 [G2]	@ Toledo	L, 4-1 (7)	Ty Krauss	0	1	1	1	1	2	50%
Sunday, April 27	@ Toledo	L, 2-0	David Arrieta	1	1	0	2	1	3	33%
Tuesday, April 29	INDIANAPOLIS	L, 9-7	Charlie Welling	1	2	1	2	2	4	50%
Wednesday, April 30	INDIANAPOLIS	W, 9-6	Darius Ghani	1	1	1	2	2	3	67%
Thursday, May 1	INDIANAPOLIS	L, 7-2	Raul Moreno	0	0	1	2	1	2	50%
Friday, May 2	INDIANAPOLIS	L, 6-0	Charlie Welling	2	2	1	2	3	4	75%
Saturday, May 3	INDIANAPOLIS	W, 5-1	Darius Ghani	0	2	0	2	0	4	0%
Sunday, May 4	INDIANAPOLIS	W, 8-1	Raul Moreno	0	2	1	1	1	3	33%
Tuesday, May 6	@ Louisville	L, 9-1	Steven Jascinski	0	1	1	3	1	4	25%
Wednesday, May 7	@ Louisville	L, 6-5	Tanner Moore	2	4	0	2	2	6	33%
Thursday, May 8	@ Louisville	W, 6-1	Steven Rios Jr.	1	1	2	3	3	4	75%
Friday, May 9	@ Louisville	W, 5-2	Steven Jascinski	2	4	1	3	3	7	43%
Saturday, May 10	@ Louisville	W, 9-0	Tanner Moore	0	1	0	2	0	3	0%
Sunday, May 11	@ Louisville	L, 4-3	Steven Rios Jr.	0	1	0	0	0	1	0%
Tuesday, May 13	COLUMBUS	W, 9-3	Willie Traynor	1	3	1	2	2	5	40%
Wednesday, May 14	COLUMBUS	W, 8-3	Tanner Dobson	0	1	0	0	0	1	0%
Thursday, May 15	COLUMBUS	L, 14-10	Matt Blackborow	2	3	1	2	3	5	60%
Friday, May 16	COLUMBUS	W, 9-7	Willie Traynor	1	2	0	2	1	4	25%
Saturday, May 17	COLUMBUS	L, 8-2	Tanner Dobson	0	0	1	2	1	2	50%
Sunday, May 18	COLUMBUS	L, 9-6	Matt Blackborow	2	2	1	2	3	4	75%
Tuesday, May 20	@ Salt Lake	L, 6-5	Tanner Moore	0	1	0	1	0	2	0%
Wednesday, May 21	@ Salt Lake	L, 6-4	Steven Rios Jr.	1	2	0	0	1	2	50%
Thursday, May 22	@ Salt Lake	L, 9-5	Steven Jascinski	1	2	0	2	1	4	25%
Friday, May 23	@ Salt Lake	L, 11-10	Tanner Moore	2	3	0	1	2	4	50%
Saturday, May 24	@ Salt Lake	L, 14-11	Steven Rios Jr.	1	1	1	2	2	3	67%
Sunday, May 25	@ Salt Lake	W, 5-3 (10)	Steven Jascinski	0	0	0	1	0	1	0%
Tuesday, May 27	ST. PAUL	W, 7-5	Macon Hammond	0	0	2	3	2	3	67%
Wednesday, May 28	ST. PAUL	L, 5-2	Kelvis Velez	2	3	2	4	4	7	57%
Thursday, May 29	ST. PAUL	L, 3-1	Sean Sparling	2	2	2	3	4	5	80%
Friday, May 30	ST. PAUL	L, 9-8	Macon Hammond	1	2	1	3	2	5	40%
Saturday, May 31	ST. PAUL	W, 5-2	Kelvis Velez	0	2	1	2	1	4	25%
Sunday, June 1	ST. PAUL	W, 6-3	Sean Sparling	0	1	2	2	2	3	67%
Wednesday, June 4 [G1]	IOWA	L, 1-0 (7)	Edwin Jimenez	4	5	2	4	6	9	67%
Wednesday, June 4 [G2]	IOWA	L, 4-0 (7)	Jen Pawol	2	4	4	4	6	8	75%
Thursday, June 5	IOWA	L, 8-5	Thomas O'Neil	1	3	2	4	3	7	43%
Friday, June 6 [G1]	IOWA	L, 5-3 (7)	Ray Valero	2	4	3	4	5	8	63%
Friday, June 6 [G2]	IOWA	W, 9-5 (7)	Jen Pawol	2	2	0	1	2	3	67%
Saturday, June 7	IOWA	W, 6-5	Thomas O'Neil	2	4	4	5	6	9	67%
Sunday, June 8	IOWA	L, 7-3	Ray Valero	0	2	0	2	0	4	0%
Tuesday, June 10	@ Toledo	W, 9-8	Bryan Van Vranken	0	1	1	2	1	3	33%
Wednesday, June 11	@ Toledo	W, 6-1	Mitch Trzeciak	2	2	1	3	3	5	60%
Thursday, June 12	@ Toledo	W, 7-0	Felix Neon	2	3	1	1	3	4	75%
Friday, June 13	@ Toledo	W, 2-0 (5)	Bryan Van Vranken	0	1	0	0	0	1	0%
Saturday, June 14	@ Toledo	W, 6-2	Mitch Trzeciak	1	3	1	2	2	5	40%
Sunday, June 15	@ Toledo	W, 7-0	Felix Neon	1	1	0	0	1	1	100%
Tuesday, June 17	DURHAM	L, 7-1	Steven Jascinski	0	2	1	2	1	4	25%
Wednesday, June 18	DURHAM	L, 7-2	Steven Rios Jr.	2	2	1	3	3	5	60%
Thursday, June 19	DURHAM	L, 8-4	Ray Patchen	0	2	0	2	0	4	0%
Friday, June 20	DURHAM	L, 12-3	Derek Thomas	0	2	1	3	1	5	20%
Saturday, June 21	DURHAM	L, 8-7	Steven Rios Jr.	0	2	2	4	2	6	33%
Sunday, June 22	DURHAM	L, 7-6	Ray Patchen	0	1	3	3	3	4	75%



DATE	OPPONENT	SCORE	UMPIRE	OMAHA OVERTURNED	OMAHA CHALLENGES	OPPONENT OVERTURNED	OPPONENT CHALLENGES	TOTAL OVERTURNED	TOTAL CHALLENGES	% OVERTURNED
Tuesday, June 24	@ Indianapolis	L, 9-1	Casey James	1	1	1	1	2	2	100%
Wednesday, June 25	@ Indianapolis	W, 7-5 (10)	Evin Johnson	2	3	1	3	3	6	50%
Thursday, June 26	@ Indianapolis	W, 17-2	Kaleb Martin	3	4	1	3	4	7	57%
Friday, June 27	@ Indianapolis	L, 2-0	Casey James	1	2	0	1	1	3	33%
Saturday, June 28	@ Indianapolis	L, 12-1	Evin Johnson	0	1	0	2	0	3	0%
Sunday, June 29	@ Indianapolis	L, 3-2	Kaleb Martin	0	2	1	3	1	5	20%
Tuesday, July 1	@ Iowa	W, 10-7	Brian Walsh	0	1	3	4	3	5	60%
Wednesday, July 2	@ Iowa	L, 10-6	Tom Hanahan	0	2	1	2	1	4	25%
Thursday, July 3	@ Iowa	L, 12-3	Thomas O'Neil	0	2	3	4	3	6	50%
Friday, July 4	IOWA	L, 7-2	Brian Walsh	1	2	1	2	2	4	50%
Saturday, July 5	IOWA	W, 8-4	Tom Hanahan	1	1	1	1	2	2	100%
Sunday, July 6	IOWA	L, 9-5	Thomas O'Neil	0	0	1	2	1	2	50%
Tuesday, July 8	TOLEDO	L, 12-8	Dexter Kelley	0	2	1	2	1	4	25%
Wednesday, July 9	TOLEDO	W, 13-7	Mark Bass	0	1	1	3	1	4	25%
Thursday, July 10	TOLEDO	L, 3-2	Pete Talkington	2	2	0	1	2	3	67%
Friday, July 11	TOLEDO	L, 1-0	Dexter Kelley	0	1	1	3	1	4	25%
Saturday, July 12	TOLEDO	L, 7-6	Mark Bass	1	3	0	1	1	4	25%
Sunday, July 13	TOLEDO	L, 6-1	Pete Talkington	0	2	1	2	1	4	25%
Friday, July 18	@ Buffalo	W, 7-3	Thomas Fornarola	1	3	0	2	1	5	20%
Saturday, July 19	@ Buffalo	L, 3-2	Trevor Mathews	2	4	1	3	3	7	43%
Sunday, July 20	@ Buffalo	W, 8-6	Joe Belangia	0	1	1	2	1	3	33%
Tuesday, July 22	@ Syracuse	L, 4-3	Steven Jaschinski	0	0	0	1	0	1	0%
Wednesday, July 23	@ Syracuse	L, 8-4	Tanner Moore	1	1	3	5	4	6	67%
Thursday, July 24	@ Syracuse	L, 6-2	Steven Rios Jr.	0	1	1	3	1	4	25%
Friday, July 25	@ Syracuse	L, 8-2	Steven Jaschinski	0	0	1	2	1	2	50%
Saturday, July 26	@ Syracuse	L, 6-3	Tanner Moore	0	0	1	1	1	1	100%
Sunday, July 27	@ Syracuse	L, 2-1	Steven Rios Jr.	1	2	0	1	1	3	33%
Tuesday, July 29	LOUISVILLE	W, 5-2	Casey James	0	1	1	1	1	2	50%
Wednesday, July 30	LOUISVILLE	W, 4-2	Evin Johnson	0	1	0	0	0	1	0%
Thursday, July 31	LOUISVILLE	L, 14-2	Kaleb Martin	2	2	1	1	3	3	100%
Friday, August 1	LOUISVILLE	W, 7-3	Casey James	0	1	2	3	2	4	50%
Saturday, August 2	LOUISVILLE	L, 9-0	Evin Johnson	0	1	0	0	0	1	0%
Sunday, August 3	LOUISVILLE	L, 3-2	Kaleb Martin	2	4	0	1	2	5	40%
Tuesday, August 5	@ Indianapolis	W, 7-6 (10)	Darius Ghani	1	3	2	2	3	5	60%
Wednesday, August 6	@ Indianapolis	W, 5-4	Raul Moreno	3	3	1	3	4	6	67%
Thursday, August 7	@ Indianapolis	L, 4-2	Edwin Jimenez	0	1	2	4	2	5	40%
Friday, August 8	@ Indianapolis	W, 2-1	Charlie Welling	1	1	2	4	3	5	60%
Saturday, August 9	@ Indianapolis	W, 10-4	Darius Ghani	1	2	1	2	2	4	50%
Sunday, August 10	@ Indianapolis	W, 6-1	Raul Moreno	2	2	3	3	5	5	100%
Tuesday, August 12	ST. PAUL	W, 8-7	Tanner Dobson	0	1	5	6	5	7	71%
Wednesday, August 13	ST. PAUL	L, 8-3	Matt Blackborrow	0	1	0	0	0	1	0%
Thursday, August 14	ST. PAUL	L, 14-5	Joe Belangia	2	3	4	5	6	8	75%
Friday, August 15	ST. PAUL	L, 10-2	Tanner Dobson	2	3	0	0	2	3	67%
Saturday, August 16	ST. PAUL	W, 4-3	Matt Blackborrow	4	4	2	3	6	7	86%
Sunday, August 17	ST. PAUL	W, 12-11	Joe Belangia	1	3	1	3	2	6	33%
Tuesday, August 19	@ Columbus	W, 9-4	Jen Pawol	1	1	4	4	5	5	100%
Wednesday, August 20	@ Columbus	W, 6-5	Brock Ballou	1	1	2	4	3	5	60%
Thursday, August 21	@ Columbus	L, 9-5	Ty Krauss	3	5	1	2	4	7	57%
Friday, August 22	@ Columbus	W, 5-4	Denver Dangerfield	1	1	4	6	5	7	71%
Saturday, August 23	@ Columbus	W, 23-7	Brock Ballou	1	2	2	4	3	6	50%
Sunday, August 24	@ Columbus	W, 7-3	Ty Krauss	0	2	0	2	0	4	0%
Tuesday, August 26	LEHIGH VALLEY	W, 9-7	Dexter Kelley	1	3	0	2	1	5	20%
Wednesday, August 27	LEHIGH VALLEY	L, 15-3	Mark Bass	0	1	2	2	2	3	67%
Thursday, August 28	LEHIGH VALLEY	L, 10-7	Austin Snow	1	2	1	3	2	5	40%
Friday, August 29	LEHIGH VALLEY	L, 13-4	Dexter Kelley	0	2	0	1	0	3	0%
Saturday, August 30	LEHIGH VALLEY	L, 7-6 (5)	Mark Bass	0	0	2	2	2	2	100%
Tuesday, September 2	@ Iowa	L, 12-0	Mark Stewart Jr.	1	2	1	3	2	5	40%
Wednesday, September 3	@ Iowa	L, 4-3	Harley Acosta	0	2	1	2	1	4	25%
Thursday, September 4	@ Iowa	L, 4-3	Kellen Martin	1	3	0	1	1	4	25%
Friday, September 5	@ Iowa	L, 12-11	Mark Stewart Jr.	0	1	1	2	1	3	33%
Saturday, September 6	@ Iowa	L, 5-3	Harley Acosta	3	4	2	2	5	6	83%
Sunday, September 7	@ Iowa	L, 5-3	Kellen Martin	0	1	0	2	0	3	0%
Tuesday, September 9	CHARLOTTE	W, 7-1	Felix Neon	0	1	1	2	1	3	33%
Wednesday, September 10	CHARLOTTE	W, 3-2	Mitch Trzeciak	0	1	0	0	0	1	0%
Thursday, September 11	CHARLOTTE	W, 11-3	Bryan Van Vranken	2	2	0	1	2	3	67%
Friday, September 12	CHARLOTTE	W, 10-1	Felix Neon	1	1	0	1	1	2	50%
Saturday, September 13	CHARLOTTE	W, 8-3	Mitch Trzeciak	1	2	1	2	2	4	50%
Sunday, September 14	CHARLOTTE	L, 8-0	Bryan Van Vranken	2	3	1	1	3	4	75%
Tuesday, September 16	@ Columbus	L, 9-2	Jonathan Parra	0	0	0	0	0	0	---
Wednesday, September 17	@ Columbus	L, 3-0	Dane Poncsak	3	3	3	4	6	7	86%
Thursday, September 18	@ Columbus	W, 7-4	Joe McCarthy	0	2	1	3	1	5	20%
Friday, September 19	@ Columbus	L, 7-4 (10)	Tom Hanahan	0	1	0	1	0	2	0%
Saturday, September 20	@ Columbus	W, 8-7	Dane Poncsak	1	3	2	3	3	6	50%
Sunday, September 21	@ Columbus	L, 3-1	Joe McCarthy	1	3	3	3	4	6	67%

#	GAME	OPPONENT	PLAYER CHALLENGING	POSITION	INNING	CALL	COUNT	OVERTURNED?	PLAY RESULT	OPPOSING PLAYER	AT BAT	PITCH	UMPIRE
1.	March 28	@ Iowa	Cam Devanney	Batter	5	Strike	(3-2)	No	Strikeout Looking	Brooks Kriske	34	7	Ben Phillips
2.	March 29	@ Iowa	Chandler Champlain	Pitcher	2	Ball	(3-1)	No	Walk	Reese McGuire	18	5	Dillon Wilson
3.	March 29	@ Iowa	Luke Maile	Catcher	2	Strike	(0-1)	Yes		Christian Franklin	19	2	Dillon Wilson
4.	March 29	@ Iowa	Nick Loftin	Batter	8	Strike	(1-1)	Yes		Brandon Hughes	72	3	Dillon Wilson
5.	March 29	@ Iowa	Nick Loftin	Batter	8	Strike	(2-2)	No	Strikeout Looking	Brandon Hughes	72	5	Dillon Wilson
6.	April 1	LOUISVILLE	Anthony Simonelli	Pitcher	7	Ball	(2-2)	No		Ivan Johnson	52	5	Ray Patchen
7.	April 1	LOUISVILLE	Steven Cruz	Pitcher	8	Ball	(1-2)	No		Edwin Rios	64	4	Ray Patchen
8.	April 2	LOUISVILLE	Nick Loftin	Batter	4	Strike	(1-0)	Yes		Lyon Richardson	38	2	Pete Talkington
9.	April 2	LOUISVILLE	Drew Waters	Batter	6	Strike	(2-2)	No	Strikeout Looking	Rever Salgartin	38	8	Pete Talkington
10.	April 2	LOUISVILLE	Brian O'Keefe	Catcher	8	Ball	(1-2)	Yes	Strikeout Looking	Tyler Callihan	71	4	Pete Talkington
11.	April 3	LOUISVILLE	Nick Loftin	Batter	5	Strike	(0-0)	No		Sam Benschoter	38	1	Trevor Dannerger
12.	April 3	LOUISVILLE	Luke Maile	Catcher	6	Ball	(0-0)	No		Will Banfield	40	1	Trevor Dannerger
13.	April 4	LOUISVILLE	Nick Loftin	Batter	2	Strike	(3-2)	Yes	Walk	Drew Parrish	17	6	Ray Patchen
14.	April 4	LOUISVILLE	Luke Maile	Catcher	2	Ball	(3-1)	No	Walk	Drew Parrish	17	6	Ray Patchen
15.	April 5	LOUISVILLE	Nelson Velázquez	Batter	6	Strike	(0-1)	No		Aaron Wilkerson	43	2	Pete Talkington
16.	April 6	LOUISVILLE	Luke Maile	Batter	5	Strike	(0-0)	No		Yosver Zulueta	44	1	Trevor Dannerger
17.	April 8	@ St. Paul	Brian O'Keefe	Batter	2	Strike	(1-2)	No	Strikeout Looking	Zebby Matthews	9	4	Steven Hodgins
18.	April 8	@ St. Paul	Drew Waters	Batter	5	Strike	(2-2)	No	Strikeout Looking	Zebby Matthews	35	6	Steven Hodgins
19.	April 9	@ St. Paul	Nelson Velázquez	Batter	4	Strike	(0-2)	Yes		Andrew Morris	42	3	Louie Krupa
20.	April 9	@ St. Paul	Luke Maile	Catcher	5	Ball	(1-1)	Yes		Austin Martin	27	3	Louie Krupa
21.	April 9	@ St. Paul	Nick Loftin	Batter	8	Strike	(0-1)	No		Cory Lewis	63	2	Louie Krupa
22.	April 10	@ St. Paul	Luca Tresh	Catcher	4	Ball	(3-2)	No	Walk	Carson McCusker	42	6	Jeremy Riggs
23.	April 10	@ St. Paul	Nelson Velázquez	Batter	6	Strike	(0-0)	No		Travis Adams	59	1	Jeremy Riggs
24.	April 11	@ St. Paul	Luca Tresh	Batter	9	Strike	(1-1)	No		Kyle Bischoff	74	3	Steven Hodgins
25.	April 12	@ St. Paul	John Rave	Batter	3	Strike	(0-1)	No		Randy Labaut	22	5	Louie Krupa
26.	April 13	@ St. Paul	John Rave	Batter	7	Strike	(2-1)	Yes		Richard Lovelady	52	4	Jeremy Riggs
27.	April 13	@ St. Paul	Brian O'Keefe	Batter	9	Strike	(1-1)	Yes		Ryan Jensen	73	3	Jeremy Riggs
28.	April 13	@ St. Paul	Luca Tresh	Catcher	9	Ball	(0-2)	No		Carson McCusker	78	3	Jeremy Riggs
29.	April 15	NORFOLK	Nelson Velázquez	Batter	4	Strike	(0-0)	No		Kyle Gibson	34	1	Dylan Bradley
30.	April 15	NORFOLK	Luke Maile	Catcher	5	Ball	(3-2)	Yes	Strikeout Looking	Coby Mayo	40	6	Dylan Bradley
31.	April 16	NORFOLK	Luke Maile	Catcher	5	Ball	(0-1)	No		Tarvin Vavra	86	2	Dylan Bradley
32.	April 16	NORFOLK	Nick Pratto	Pitcher	9	Ball	(0-0)	No		Vimael Machin	86	1	Dillon Wilson
33.	April 17	NORFOLK	Luke Maile	Batter	2	Strike	(2-1)	No		Dylan Heid	15	4	Ben Phillips
34.	April 17	NORFOLK	Luke Maile	Catcher	7	Ball	(1-1)	No		Emmanuel Rivera	49	3	Ben Phillips
35.	April 18	NORFOLK	Noah Cameron	Pitcher	4	Ball	(1-0)	Yes		Maverick Handley	29	2	Dylan Bradley
36.	April 18	NORFOLK	Nick Pratto	Batter	6	Strike	(0-1)	Yes		Nick Richardson	49	1	Dylan Bradley
37.	April 19	NORFOLK	Brian O'Keefe	Batter	6	Strike	(0-1)	Yes		Cameron Weston	8	1	Dillon Wilson
38.	April 19	NORFOLK	John Rave	Batter	7	Strike	(2-2)	No		Roansy Contreras	58	4	Dillon Wilson
39.	April 22	@ Toledo	Luke Maile	Catcher	7	Ball	(0-0)	No		Ben Gamel	63	1	Denver Dangerfield
40.	April 23	@ Toledo	Nick Pratto	Batter	4	Strike	(1-2)	No	Strikeout Looking	Dietrich Enns	31	4	Ty Krauss
41.	April 23	@ Toledo	Dustin Dickerson	Batter	9	Strike	(0-0)	Yes		Andrew Chafin	74	1	Ty Krauss
42.	April 24	@ Toledo	Luca Tresh	Catcher	9	Strike	(3-2)	No	Walk	Brewer Aiken	42	7	David Arrieta
43.	April 24	@ Toledo	John Rave	Batter	7	Strike	(0-0)	No	Strikeout Looking	Matt Gage	53	5	David Arrieta
44.	April 26	@ Toledo	Nick Gordon	Batter	3	Strike	(1-2)	No	Strikeout Looking	Matt Manning	16	5	Denver Dangerfield
45.	April 26	@ Toledo	Nick Pratto	Batter	5	Strike	(1-0)	Yes		Matt Manning	35	2	Denver Dangerfield
46.	April 26	@ Toledo	Dustin Dickerson	Batter	4	Strike	(3-1)	No		Ricky Vanasco	30	5	Ty Krauss
47.	April 27	@ Toledo	Luca Tresh	Catcher	5	Ball	(1-2)	Yes	Strikeout Looking	Bligh Madris	39	5	David Arrieta
48.	April 29	INDIANAPOLIS	Dunder Avila	Pitcher	4	Strike	(0-0)	No		Aaron Wilkerson	23	6	Charlie Welling
49.	April 29	INDIANAPOLIS	MJ Melendez	Batter	6	Strike	(3-2)	Yes	Walk	Drake Fellows	52	8	Charlie Welling
50.	April 30	INDIANAPOLIS	Nelson Velázquez	Batter	4	Strike	(1-1)	Yes		Nick Dombkowski	34	2	Darius Ghan
51.	May 2	INDIANAPOLIS	Brian O'Keefe	Catcher	6	Ball	(1-0)	Yes		Tsung-Che Cheng	45	1	Charlie Welling
52.	May 2	INDIANAPOLIS	MJ Melendez	Batter	7	Strike	(0-0)	Yes		Ryder Ryan	53	1	Charlie Welling
53.	May 3	INDIANAPOLIS	Luca Tresh	Catcher	1	Ball	(1-0)	No		Jack Sulinski	3	2	Darius Ghan
54.	May 3	INDIANAPOLIS	Dairon Blanco	Batter	1	Strike	(0-0)	No		Carson Fulmer	3	3	Darius Ghan
55.	May 4	INDIANAPOLIS	Nick Pratto	Batter	5	Strike	(0-0)	No		Thomas Harrington	36	1	Raul Moreno
56.	May 4	INDIANAPOLIS	John Rave	Batter	7	Strike	(1-1)	No		Randy Labaut	55	3	Raul Moreno
57.	May 6	@ Louisville	Nick Loftin	Batter	6	Strike	(2-2)	No	Strikeout Looking	Chase Petty	42	5	Steven Jaschinski
58.	May 7	@ Louisville	Harold Castro	Batter	4	Strike	(0-1)	No		Aaron Wilkerson	27	2	Tanner Moore
59.	May 7	@ Louisville	Luca Tresh	Batter	5	Strike	(1-1)	Yes		Aaron Wilkerson	31	1	Tanner Moore
60.	May 7	@ Louisville	John Rave	Batter	5	Strike	(0-0)	Yes		Aaron Wilkerson	36	1	Tanner Moore
61.	May 7	@ Louisville	Tyler Gentry	Batter	8	Strike	(2-2)	No	Strikeout Looking	Sam Moll	67	5	Tanner Moore
62.	May 8	@ Louisville	Harold Castro	Batter	8	Strike	(2-2)	Yes		Evan Kravetz	62	8	Steven Rios Jr
63.	May 9	@ Louisville	Nick Loftin	Batter	1	Strike	(2-1)	Yes		Adam Plutko	3	4	Steven Jaschinski
64.	May 9	@ Louisville	Nick Pratto	Batter	2	Strike	(0-0)	Yes		Adam Plutko	14	1	Steven Jaschinski
65.	May 9	@ Louisville	Nick Pratto	Batter	1	Strike	(0-0)	Yes	Strikeout Looking	Yosver Zulueta	44	6	Steven Jaschinski
66.	May 9	@ Louisville	Nick Loftin	Batter	9	Strike	(2-1)	No		Sam Moll	71	4	Steven Jaschinski
67.	May 10	@ Louisville	Nelson Velázquez	Batter	8	Strike	(3-2)	No	Strikeout Looking	Zach Maxwell	58	6	Tanner Moore
68.	May 11	@ Louisville	Tyler Tolbert	Batter	5	Strike	(0-0)	No	Strikeout Looking	Brandon Komar	36	3	Steven Rios Jr
69.	May 13	COLUMBUS	Nick Pratto	Batter	3	Strike	(3-2)	No	Strikeout Looking	Ryan Webb	24	7	Willie Traynor
70.	May 13	COLUMBUS	Brian O'Keefe	Catcher	9	Ball	(1-0)	Yes		Willie Frías	69	2	Willie Traynor
71.	May 13	COLUMBUS	Luca Tresh	Catcher	9	Ball	(0-0)	No		Dom Nuñez	83	2	Willie Traynor
72.	May 14	COLUMBUS	Luca Tresh	Catcher	9	Ball	(2-2)	No		Dom Nuñez	72	5	Tanner Dobson
73.	May 15	COLUMBUS	Brian O'Keefe	Batter	3	Strike	(0-0)	No		Vince Velasquez	33	1	Matt Blackborow
74.	May 15	COLUMBUS	Brian O'Keefe	Catcher	6	Ball	(1-0)	Yes		Kyle Datas	57	2	Matt Blackborow
75.	May 15	COLUMBUS	Jordan Groshans	Batter	7	Strike	(2-2)	Yes		Bradley Hanner	76	7	Matt Blackborow
76.	May 16	COLUMBUS	Luca Tresh	Catcher	8	Ball	(0-0)	Yes	Walk	Brayden Kuch	61	6	Willie Traynor
77.	May 16	COLUMBUS	Tyler Gentry	Batter	8	Strike	(1-1)	Yes		Luis Frías	64	3	Willie Traynor
78.	May 18	COLUMBUS	Luca Tresh	Catcher	6	Ball	(1-0)	Yes		Guy Lipscomb	52	1	Matt Blackborow
79.	May 18	COLUMBUS	Nick Pratto	Batter	8	Strike	(2-1)	Yes		Parker Mushinski	76	4	Matt Blackborow
80.	May 20	@ Salt Lake	Brian O'Keefe	Batter	5	Strike	(3-2)	No	Strikeout Looking	Jake Eder	35	6	Tanner Moore
81.	May 21	@ Salt Lake	Luca Tresh	Catcher	5	Ball	(3-1)	No	Walk	Jose Noriega	38	6	Steven Rios Jr
82.	May 21	@ Salt Lake	MJ Melendez	Batter	6	Strike	(2-2)	Yes		Vicente Flores	44	6	Steven Rios Jr
83.	May 22	@ Salt Lake	Brian O'Keefe	Catcher	2	Ball	(3-2)	No	Walk	Zach Humphreys	14	6	Steven Jaschinski
84.	May 22	@ Salt Lake	Tyler Gentry	Batter	6	Strike	(2-1)	Yes		Dakota Hudson	48	4	Steven Jaschinski
85.	May 23	@ Salt Lake	MJ Melendez	Batter	1	Strike	(2-2)	No	Strikeout Looking	Touki Toussaint	5	7	Tanner Moore
86.	May 23	@ Salt Lake	Nick Pratto	Batter	5	Strike	(2-0)	Yes		Touki Toussaint	37	3	Tanner Moore
87.	May 24	@ Salt Lake	Luca Tresh	Catcher	5	Ball	(0-0)	Yes		Buck Roberts	81	1	Tanner Moore
88.	May 24	@ Salt Lake	Brian O'Keefe	Catcher	1	Ball	(0-0)	Yes		Christian Moore	7	1	Steven Rios Jr
89.	May 28	ST. PAUL	MJ Melendez	Batter	1	Strike	(3-1)	No		Simeon Woods Richardson	8	5	Kelvis Velez
90.	May 28	ST. PAUL	Luca Tresh	Catcher	2	Ball	(0-2)	Yes	Strikeout Looking	Armando Alvarez	11	3	Kelvis Velez
91.	May 28	ST. PAUL	Cam Devanney	Batter	8	Strike	(0-1)	Yes		Travis Adams	68	2	Kelvis Velez
92.	May 29	ST. PAUL	Luke Maile	Catcher	1	Ball	(0-0)	Yes		Carson McCusker	3	1	Sean Sparring
93.	May 29	ST. PAUL	Luke Maile	Catcher	1	Ball	(0-0)	Yes		Carson McCusker	23	3	Sean Sparring
94.	May 30	ST. PAUL	Brian O'Keefe	Catcher	4	Ball	(1-1)	Yes		Emmanuel Rodriguez	26	3	Macon Hammond
95.	May 30	ST. PAUL	MJ Melendez	Batter	7	Strike	(2-1)	No		Darren McCaughan	63	4	Macon Hammond
96.	May 31	ST. PAUL	Tyler Gentry	Batter	5	Strike	(0-0)	No		Andrew Morris	48	1	Kelvis Velez
97.	May 31	ST. PAUL	Diego Castillo	Batter	8	Strike	(0-1)	No		Randy Dobnak	72	2	Kelvis Velez
98.	June 1	ST. PAUL	Rich Hill	Pitcher	5	Ball	(1-0)	No		Mickey Gasper	40	2	Sean Sparring
99.	June 4	IOWA	Luke Maile	Batter	2	Strike	(0-0)	Yes	Walk	Kent Maeda	15	6	Jen Pawol
100.	June 4	IOWA	Cavan Biggio	Batter	4	Strike	(1-1)	Yes		Connor Noland	23	3	Edwin Jimenez
101.	June 4	IOWA	Luke Maile	Catcher	4	Ball	(1-0)	Yes		Jonathan Long	25	2	Jen Pawol
102.	June 4	IOWA	Luca Tresh	Catcher	4	Ball	(2-2)	Yes	Strikeout Looking	Carlos Pérez	28	7	Edwin Jimenez
103.	June 4	IOWA	Luke Maile	Batter	4	Strike	(0-0)	No		Kenta Maeda	31	1	Jen Pawol
104.	June 4	IOWA	John Gant	Pitcher	5	Ball	(3-1)	Yes		Dixon Machado	36	5	Edwin Jimenez
105.	June 4	IOWA	John Gant	Pitcher	5	Ball	(3-2)	Yes	Strikeout Looking	Dixon Machado	36	6	Edwin Jimenez
106.	June 4	IOWA	Luca Tresh	Catcher	6	Ball	(3-2)	No	Walk	Christian Franklin	42	6	Edwin Jimenez
107.	June 4	IOWA	Luke Maile	Catcher	6	Ball	(0-0)	No		Christian Franklin	47	1	Jen Pawol
108.	June 5	IOWA	Tyler Tolbert	Batter	5	Strike	(2-2)	Yes		Will Sanders	49	7	Thomas O'Neil
109.	June 5	IOWA	MJ Melendez	Batter	8	Strike	(0-0)	No		Will Sanders	51	1	Thomas O'Neil
110.	June 5	IOWA	Cavan Biggio	Batter	8	Strike	(0-0)	No		Ethan Roberts	74	4	Thomas O'Neil
111.	June 6	IOWA	Luke Maile	Catcher	1	Ball	(3-1)	Yes		Christian Franklin	1	5	Ray Valero
112.	June 6	IOWA	Luke Maile	Catcher	3	Ball	(0-0)	Yes		Chase Strumpf	23	1	Ray Valero
113.	June 6	IOWA	Cam Devanney	Batter	4	Strike	(0-0)	No		Jake Woodford	33	1	Ray Valero
114.	June 6	IOWA	Luke Maile	Batter	4	Strike	(1-1)	No		Jake Woodford	35	3	Ray Valero
115.	June 6	IOWA	Brian O'Keefe	Batter	5	Strike	(2-2)	Yes	Strikeout Looking	Tommy Romero	31	5	Jen Pawol
116.	June 6	IOWA	Luca Tresh	Catcher	4	Ball	(2-2)	Yes		Chase Strumpf	51	4	Jen Pawol
117.	June 7	IOWA	Tyler Gentry	Batter	1	Strike	(1-1)	Yes		Peter Solomon	9	3	Thomas O'Neil
118.	June 7	IOWA	Brian O'Keefe	Batter	4	Strike	(2-2)	No	Strikeout Looking	Tom Cosgrove	36	6	Thomas O'Neil
119.	June 7	IOWA	Brian O'Keefe	Catcher	5	Ball	(0-2)	Yes	Strikeout Looking	Owen Caissie	37	3	Thomas O'Neil
120.	June 7	IOWA</											

#	GAME	OPPONENT	PLAYER CHALLENGING	POSITION	INNING	CALL	COUNT	OVERTURNED?	PLAY RESULT	OPPOSING PLAYER	AT BAT	PITCH	UMPIRE
141.	June 20	DURHAM	Ryan Hendrix	Pitcher	6	Ball	(1-1)	No		Ha-Seong Kim	52	3	Derek Thomas
142.	June 21	DURHAM	Nick Pratto	Batter	5	Strike	(3-2)	No	Strikeout Looking	Logan Workman	45	6	Steven Rios Jr
143.	June 21	DURHAM	Cavan Biggio	Batter	8	Strike	(2-1)	No	Strikeout Looking	Steven Rios Jr	52	6	Ray Patchen
144.	June 22	DURHAM	Luke Maile	Catcher	8	Ball	(1-2)	No		Coco Montes	68	4	Casey James
145.	June 24	@ Indianapolis	Thomas Hatch	Pitcher	1	Ball	(2-0)	YES		Nick Yorke	10	3	Evin Johnson
146.	June 25	@ Indianapolis	Luca Tresh	Catcher	2	Ball	(2-1)	YES		Ronny Simon	18	4	Evin Johnson
147.	June 25	@ Indianapolis	MJ Melendez	Batter	6	Strike	(1-1)	YES		Randy Labaut	47	3	Evin Johnson
148.	June 25	@ Indianapolis	Luca Tresh	Catcher	8	Ball	(0-0)	No		Lover Heguero	70	7	Kaleb Martin
149.	June 26	@ Indianapolis	John Gant	Batter	2	Strike	(0-1)	No		Thomas Martin	20	2	Kaleb Martin
150.	June 26	@ Indianapolis	Rich Hill	Pitcher	4	Ball	(0-0)	YES		Nick Yorke	36	1	Kaleb Martin
151.	June 26	@ Indianapolis	Harold Castro	Batter	6	Strike	(3-2)	YES	Walk	Peter Strzelecki	53	7	Kaleb Martin
152.	June 26	@ Indianapolis	Cavan Biggio	Batter	8	Strike	(2-2)	YES		Burch Smith	75	8	Kaleb Martin
153.	June 27	@ Indianapolis	Nick Pratto	Batter	8	Strike	(1-1)	YES		Tanner Rainey	52	2	Casey James
154.	June 28	@ Indianapolis	Jonathan Bowlan	Pitcher	8	Ball	(1-2)	No		Shawn Ross	55	4	Casey James
155.	June 28	@ Indianapolis	John Gant	Pitcher	2	Ball	(3-1)	No	Walk	Ronny Simon	22	5	Evin Johnson
156.	June 29	@ Indianapolis	Luke Maile	Catcher	5	Ball	(1-0)	No		Nick Solak	37	2	Kaleb Martin
157.	June 29	@ Indianapolis	Thomas Hatch	Pitcher	6	Ball	(1-2)	No		Malcom Nunez	44	4	Kaleb Martin
158.	July 1	@ Iowa	Luca Tresh	Catcher	5	Ball	(1-1)	No		Kevin Alcantara	1	3	Brian Walsh
159.	July 2	@ Iowa	MJ Melendez	Batter	1	Strike	(3-1)	No		Will Sanders	1	5	Tom Hanahan
160.	July 2	@ Iowa	MJ Melendez	Pitcher	4	Ball	(2-2)	No		Kevin Alcantara	28	6	Tom Hanahan
161.	July 3	@ Iowa	MJ Melendez	Batter	2	Strike	(1-2)	No	Strikeout Looking	Connor Noland	15	4	Thomas O'Neil
162.	July 3	@ Iowa	Cam Devanney	Batter	5	Strike	(1-2)	No		Connor Noland	45	4	Thomas O'Neil
163.	July 4	IOWA	Luca Tresh	Catcher	6	Ball	(0-0)	No		James Triantos	47	1	Brian Walsh
164.	July 4	IOWA	Luca Tresh	Catcher	8	Ball	(0-0)	YES		Kevin Alcantara	62	1	Brian Walsh
165.	July 5	TOLEDO	Carter Jensen	Catcher	9	Ball	(1-1)	YES		Chase Strumpf	70	3	Tom Hanahan
166.	July 8	TOLEDO	Rich Hill	Pitcher	8	Strike	(0-2)	No		Edwin Valenciano	24	1	Dexter Kelley
167.	July 8	TOLEDO	Cavan Biggio	Batter	6	Strike	(1-1)	No		Tyler Owens	58	3	Dexter Kelley
168.	July 9	TOLEDO	Chandler Champlain	Pitcher	2	Ball	(1-1)	No		Trei Cruz	12	3	Mark Bass
169.	July 10	TOLEDO	Nick Pratto	Batter	7	Strike	(1-2)	YES		PJ Poulin	54	4	Pete Talkington
170.	July 10	TOLEDO	Luca Tresh	Batter	9	Strike	(2-2)	YES		Drew Sommers	69	5	Pete Talkington
171.	July 11	TOLEDO	MJ Melendez	Batter	8	Strike	(0-2)	No	Strikeout Looking	Adam Macko	61	4	Dexter Kelley
172.	July 12	TOLEDO	Dallas Keuchel	Pitcher	2	Ball	(0-0)	YES		Brewer Hicklen	13	1	Mark Bass
173.	July 12	TOLEDO	Dallas Keuchel	Pitcher	3	Ball	(0-0)	No		Hao-Yu Lee	19	1	Mark Bass
174.	July 12	TOLEDO	Dallas Keuchel	Pitcher	4	Ball	(3-2)	No	Walk	Andy Ibanez	30	6	Mark Bass
175.	July 13	TOLEDO	Rich Hill	Pitcher	1	Ball	(1-2)	No		Justin-Henry Malloy	3	4	Pete Talkington
176.	July 13	TOLEDO	Rich Hill	Pitcher	3	Ball	(2-2)	No	Walk	Andy Ibanez	19	7	Pete Talkington
177.	July 18	@ Buffalo	Dairon Blanco	Batter	1	Strike	(0-0)	No		Adam Macko	5	2	Thomas Fornarola
178.	July 18	@ Buffalo	Dallas Keuchel	Pitcher	1	Ball	(0-0)	YES		RJ Schreck	11	1	Thomas Fornarola
179.	July 18	@ Buffalo	Dallas Keuchel	Pitcher	2	Ball	(1-0)	No		Rainer Nunez	17	2	Thomas Fornarola
180.	July 19	@ Buffalo	Luca Tresh	Catcher	3	Ball	(1-2)	No		Justin Dunn	22	6	Trevor Mathews
181.	July 19	@ Buffalo	Luca Tresh	Batter	8	Strike	(0-2)	YES		Mason Fluharty	64	3	Trevor Mathews
182.	July 19	@ Buffalo	Diego Castillo	Batter	9	Strike	(3-1)	YES	Walk	Amir Garrett	71	3	Trevor Mathews
183.	July 19	@ Buffalo	Nick Pratto	Batter	9	Strike	(1-1)	No		Devereaux Harrison	61	2	Joe Belangia
184.	July 20	@ Buffalo	Peyton Wilson	Batter	8	Strike	(1-0)	No		Luke Ritter	50	6	Tanner Moore
185.	July 23	@ Syracuse	Luca Tresh	Catcher	5	Ball	(2-2)	YES	Strikeout Looking	Gilberto Celestino	67	4	Steven Rios Jr
186.	July 24	@ Syracuse	Carter Jensen	Catcher	8	Ball	(3-0)	No	Walk	Paul Blackburn	10	4	Steven Rios Jr
187.	July 27	@ Syracuse	Luca Tresh	Batter	2	Strike	(2-2)	No	Strikeout Looking	Paul Blackburn	49	7	Casey James
188.	July 27	@ Syracuse	Joey Martinez	Batter	7	Strike	(3-2)	YES		Hunter Greene	8	5	Evin Johnson
189.	July 29	LOUISVILLE	Luca Tresh	Batter	1	Strike	(2-2)	No	Strikeout Looking	Sal Stewart	3	4	Kaleb Martin
190.	July 30	LOUISVILLE	Dallas Keuchel	Pitcher	1	Ball	(2-1)	No		Ryan Vilade	61	1	Kaleb Martin
191.	July 31	LOUISVILLE	Carter Jensen	Catcher	8	Ball	(0-0)	YES		Blake Dunn	69	3	Kaleb Martin
192.	July 31	LOUISVILLE	Carter Jensen	Catcher	9	Ball	(1-1)	YES		Joe Franco	9	3	Kaleb Martin
193.	August 1	LOUISVILLE	Dairon Blanco	Batter	1	Strike	(0-2)	No	Strikeout Looking	Adam Macko	35	4	Kaleb Martin
194.	August 1	LOUISVILLE	Harold Castro	Batter	4	Strike	(0-2)	No		Yosver Zulueta	36	5	Kaleb Martin
195.	August 3	LOUISVILLE	MJ Melendez	Batter	4	Strike	(3-1)	YES	Walk	Christian Encarnacion-Strand	47	2	Kaleb Martin
196.	August 3	LOUISVILLE	Carter Jensen	Catcher	6	Ball	(0-2)	YES	Strikeout Looking	Zach Maxwell	65	4	Kaleb Martin
197.	August 3	LOUISVILLE	Peyton Wilson	Batter	8	Strike	(1-2)	No	Strikeout Looking	Buck Farmer	71	1	Kaleb Martin
198.	August 3	@ Indianapolis	Rudy Martin	Batter	9	Strike	(0-0)	No		Rafael Flores	16	2	Darius Ghani
199.	August 5	@ Indianapolis	Dallas Keuchel	Pitcher	9	Strike	(1-0)	No	Strikeout Looking	Bubba Chandler	30	4	Darius Ghani
200.	August 5	@ Indianapolis	Diego Castillo	Batter	4	Strike	(2-2)	No	Walk	Rafael Flores	34	6	Darius Ghani
201.	August 5	@ Indianapolis	Dallas Keuchel	Pitcher	4	Strike	(3-2)	No		Ji Hwan Bae	27	3	Raul Moreno
202.	August 6	@ Indianapolis	John Gant	Pitcher	3	Ball	(2-0)	YES		Colin Holderman	77	2	Raul Moreno
203.	August 6	@ Indianapolis	Peyton Wilson	Batter	8	Strike	(1-2)	YES		Beau Burrows	77	2	Raul Moreno
204.	August 6	@ Indianapolis	MJ Melendez	Batter	9	Strike	(1-0)	YES		Edwin Valenciano	43	4	Charlie Welling
205.	August 7	@ Indianapolis	Chandler Champlain	Batter	7	Strike	(3-2)	No		Thomas Harrington	26	3	Darius Ghani
206.	August 8	@ Indianapolis	Luca Tresh	Batter	4	Strike	(1-1)	YES		Johan Oviedo	15	6	Darius Ghani
207.	August 9	@ Indianapolis	Nick Pratto	Batter	3	Strike	(3-2)	No	Strikeout Looking	Rafael Flores	27	3	Darius Ghani
208.	August 9	@ Indianapolis	Stephen Kolek	Pitcher	4	Ball	(2-0)	YES		Matt Fraizer	34	2	Raul Moreno
209.	August 10	@ Indianapolis	Dallas Keuchel	Pitcher	4	Ball	(0-0)	YES		Ryder Diaz	78	1	Tanner Dobson
210.	August 10	@ Indianapolis	Isan Diaz	Batter	8	Strike	(1-2)	No	Strikeout Looking	John Klein	77	4	Tanner Dobson
211.	August 12	ST. PAUL	MJ Melendez	Batter	3	Strike	(1-2)	No		Payton Eeles	71	1	Matt Blackburn
212.	August 13	ST. PAUL	Luca Tresh	Catcher	9	Ball	(0-0)	No		Payton Eeles	1	2	Joe Belangia
213.	August 14	ST. PAUL	Luca Tresh	Catcher	1	Ball	(1-0)	No		Marco Raya	40	3	Joe Belangia
214.	August 14	ST. PAUL	Luca Tresh	Batter	4	Strike	(2-0)	YES		Aaron Rozek	78	2	Joe Belangia
215.	August 14	ST. PAUL	Drew Waters	Pitcher	8	Ball	(0-1)	YES		Kyle Sedko	78	2	Tanner Dobson
216.	August 15	ST. PAUL	Stephen Kolek	Pitcher	8	Ball	(2-1)	YES		Gabriel Gonzalez	53	4	Tanner Dobson
217.	August 15	ST. PAUL	Beck Way	Pitcher	6	Ball	(2-1)	YES		Jonah Bride	77	1	Tanner Dobson
218.	August 15	ST. PAUL	Luca Tresh	Catcher	9	Ball	(0-0)	No		Noah Cardenas	11	2	Matt Blackburn
219.	August 16	ST. PAUL	Dallas Keuchel	Pitcher	2	Ball	(0-1)	YES		Mick Abel	45	5	Matt Blackburn
220.	August 16	ST. PAUL	Isan Diaz	Batter	6	Strike	(1-2)	YES	Walk	Cory Lewis	62	5	Matt Blackburn
221.	August 16	ST. PAUL	MJ Melendez	Batter	8	Strike	(3-1)	YES	Walk	Joe Lewis	69	4	Matt Blackburn
222.	August 16	ST. PAUL	Mark Canha	Batter	8	Strike	(3-0)	YES		Payton Eeles	1	3	Joe Belangia
223.	August 17	ST. PAUL	John Gant	Pitcher	1	Ball	(2-0)	YES		Taj Bradley	28	1	Joe Belangia
224.	August 17	ST. PAUL	MJ Melendez	Batter	3	Strike	(0-0)	No		Payton Eeles	63	5	Joe Belangia
225.	August 17	ST. PAUL	Chazz Martinez	Pitcher	6	Ball	(3-1)	No	Walk	Bradley Hanner	50	5	Jen Pawol
226.	August 19	@ Columbus	Michael Massey	Batter	7	Strike	(2-2)	YES		Derek Jeter	20	1	Brock Ballou
227.	August 20	@ Columbus	Carter Jensen	Catcher	3	Ball	(3-0)	YES		Kody Huff	16	4	Ty Krauss
228.	August 21	@ Columbus	Luca Tresh	Batter	4	Strike	(3-2)	YES	Walk	Joey Cantillo	34	6	Ty Krauss
229.	August 21	@ Columbus	Michael Massey	Batter	7	Strike	(1-2)	No		Jack Leftwich	60	6	Ty Krauss
230.	August 21	@ Columbus	Eric Cerantola	Pitcher	8	Ball	(0-0)	YES		Travis Bazzana	73	1	Ty Krauss
231.	August 21	@ Columbus	MJ Melendez	Batter	9	Strike	(1-0)	No		Zak Kent	78	2	Iy Krauss
232.	August 21	@ Columbus	MJ Melendez	Batter	9	Strike	(1-0)	No		Ryan Wells	78	2	Denver Danglerfield
233.	August 22	@ Columbus	Carter Jensen	Batter	3	Strike	(2-1)	YES		Will Dion	27	7	Brock Ballou
234.	August 23	@ Columbus	Drew Waters	Batter	3	Strike	(0-2)	YES		Travis Bazzana	50	6	Brock Ballou
235.	August 23	@ Columbus	John Gant	Pitcher	5	Ball	(3-2)	No	Walk	Aaron Davenport	20	1	Ty Krauss
236.	August 24	@ Columbus	Drew Waters	Batter	3	Strike	(0-0)	No	Strikeout Looking	Parker Mushinski	78	6	Dexter Kelley
237.	August 24	@ Columbus	Nick Pratto	Batter	9	Strike	(3-2)	No		Mitch Neuborn	58	5	Dexter Kelley
238.	August 26	LEHIGH VALLEY	John Rave	Batter	9	Strike	(0-0)	No	Walk	Lucas Sims	62	4	Dexter Kelley
239.	August 26	LEHIGH VALLEY	MJ Melendez	Batter	6	Strike	(1-2)	YES	Strikeout Looking	Ryan Cusick	5	1	Mark Bass
240.	August 26	LEHIGH VALLEY	Dairon Blanco	Batter	6	Strike	(1-2)	No		Andrew Painter	45	6	Austin Snow
241.	August 27	LEHIGH VALLEY	MJ Melendez	Batter	1	Strike	(0-0)	No	Walk	Max Lazar	79	4	Austin Snow
242.	August 28	LEHIGH VALLEY	Jac Caglianone	Batter	5	Strike	(3-2)	YES		Rafael Lantigua	5	3	Dexter Kelley
243.	August 28	LEHIGH VALLEY	MJ Melendez	Batter	9	Strike	(2-1)	No		Adonis Medina	23	5	Dexter Kelley
244.	August 29	LEHIGH VALLEY	John Gant	Pitcher	1	Ball	(1-1)	No		James Triantos	29	3	Mark Stewart Jr.
245.	August 29	LEHIGH VALLEY	Dairon Blanco	Batter	2	Strike	(3-1)	No		Austin Gombor	40	6	Mark Stewart Jr.
246.	September 2	@ Iowa	Luca Tresh	Catcher	4	Ball	(1-1)	No		Hayden Cantrelle	18	3	Harley Acosta
247.	September 2	@ Iowa	Luca Tresh	Batter	5	Strike	(2-2)	YES		Moises Ballesteros	46	2	Harley Acosta
248.	September 3	@ Iowa	Kyle Hayes	Catcher	2	Ball	(1-1)	No		Moises Ballesteros	46	2	Kellen Martin
249.	September 3	@ Iowa	Kyle Hayes	Catcher	8	Ball	(1-1)	No		Forrest Wall	77	3	Kellen Martin
250.	September 3	@ Iowa	Luca Tresh	Catcher	5	Ball	(2-2)	No	Strikeout Looking	Zach Pop	57	5	Kellen Martin
251.	September 4	@ Iowa	Chazz Martinez	Pitcher	5	Ball	(0-1)	YES		Caleb Knight	15	3	Mark Stewart Jr.
252.	September 4	@ Iowa	Dairon Blanco	Batter	7	Strike	(2-2)	No		Jaxon Wiggins	1	3	Harley Acosta
253.	September 5	@ Iowa	Luca Tresh	Catcher	2	Ball	(2-0)	No		Chase Strumpf	10	4	Harley Acosta
254.	September 6	@ Iowa	MJ Melendez	Batter	1	Strike	(1-1)	YES		Will Sanders	37	1	Harley Acosta
255.	September 6	@ Iowa	Kyle Hayes	Catcher	5	Strike	(0-0)	No		Nate Pearson	75	2	Harley Acosta
256.	September 6	@ Iowa	Luca Tresh	Batter	9	Strike	(0-1)	YES		Hayden Cantrelle	40	4	Kellen Martin
257.	September 7	@ Iowa	Luca Tresh	Catcher	5	Ball	(1-2)	No		Tommy Vail	66	6	Felix Neon
258.	September 7	@ Iowa	Luca Tresh	Catcher	5	Ball	(1-2)	No	Strikeout Looking	Jonathan Cannon	15	1	Mitch Trzeziak
259.	September 9	CHARLOTTE	Tyler Gentry	Batter	8	Strike	(3-2)	No		Mario Camilletti	84	1	Bryan Van Vranken
260.	September 10	CHARLOTTE	Luca Tresh	Batter	9	Strike	(						