





## FOLLOW THE LEADER

Manager Chris Widger enters his first season at the helm of the Naturals, after previous stops in *Advanced Rookie* Burlington (2019) and *High-A* Quad Cities (2021) managing Royals affiliates.

- 14 of the Naturals' 27 active players played for Widger with the Quad Cities River Bandits last season.
- 3 of the Naturals' 27 active players played under Widger with the Burlington Royals, then in Quad Cities and now in Northwest Arkansas: **Jonah Dipoto**, **Jake Means** and **John Rave**.

## EXTREME ENDS OF THE SPECTRUM

When looking at the Naturals' numbers one game to the next, it appears rather black and white with what leads to a win or loss.

- When scoring seven runs or more, the Naturals are 37-10, while when scoring six runs or less, just 12-60.
- The Naturals are 34-15 when recording 10 hits or more, but when they get nine hits or less, are just 15-54.
- The Naturals are 44-14 when out-hitting their opponent or hits are tied, but 5-55 when out-hit by their opponent.
- When the Naturals score first, they are 30-22, whereas 19-47 when the opponent scores first ... the team that scores first in through 118 Naturals games is 77-41 (.653 winning %).

## ONE RUN GOES A LONG WAY

The Naturals are 6-18 in one-run games this season, meaning 18 of their 69 losses (26.09%) this season have been decided by just one run.

- The Naturals have had the tying run at the plate or on base in 23 losses this season (including 14 of their one-run losses).

## YO, YOU WANNA SEE SOME REAL SPEED?

Through 118 games, the Naturals have stolen 149 bases in 186 attempts (average 1.26 steals/game, 80.11% success rate).

- 149 steals is second in the Texas League, ranks sixth in Double-A and 33rd in the Minors.
- The Naturals have stolen at least one base in 77 of 118 games this season (65.25%), including 37 games with two or more steals ... the team stole a season-high six bases on July 6 vs. Tulsa with a pair of five-steal games as well this season.
- The Naturals have pulled off a double steal 18 times, meaning 36 of 149 steals this year (24.16%) have come on a double-steal.
- Naturals players have stolen multiple bases in a game 15 times, SIX of those occasions being Garcia ... **Tucker Bradley** had the first three-steal game of the season (and of his career) on July 9 vs. Tulsa.
- Maikel Garcia's** 27 steals (in 30 attempts) still ranks sixth in the Texas League, **Nick Loftin's** 24 (in 27 attempts) ranks eighth in the league.

## TUCK(ER) AND ROLL

Naturals outfielder **Tucker Bradley** has been consistent from the start of the season and established himself as one of the team's most reliable hitters.

- Bradley has reached base at least once in 83 of 102 games played this season (81.37%) and reached base multiple times on a team-best 51 occasions ... he has hits in 71 of 102 games and has a team-best 31 multi-hit games, as well as 15 multi-run games and 11 multi-RBI games.
- Bradley's .291 batting average leads qualified active Naturals hitters ... 109 hits are tied second among Kansas City's minor league hitters, while his .291 average and 22 doubles are fourth, .3743 on-base percentage is fifth, 164 total bases rank seventh, 34 extra-base hits rank tied seventh, 65 runs scored are tied eighth and a .810 OPS is 10th.
- The Georgia native has hit first in the order 34 games this year, which ranks second behind Maikel Garcia (76) ... when hitting first, Bradley is a .271 hitter (38-for-140) with a .366 on-base percentage and .773 OPS ... when leading off innings, he hits .284 (29-for-104) with a .364 on-base percentage.

## TYLER, THE CREATOR (OF RUNS)

Naturals outfielder **Tyler Gentry** has been one of the best hitters in the Kansas City Royals' system this season, with an incredible impact since joining the Naturals in June.

- Among qualified full-season Minor League hitters, Gentry ranks 6TH in batting average (.326) and 10TH in on-base percentage (.428) when you combine his stats between Northwest Arkansas and Quad Cities (A+).
- He is the Royals' organization leader in batting average (.326), slugging percentage (.539) and OPS (.969) and ranks second in on-base percentage (.428) ... his 18 home runs between the River Bandits and Naturals are tied second in the system, 179 total bases are third and 70 runs batted in are fourth.
- Gentry has reached base in 50 of 55 games (90.91%) and has hits in 39 of his 55 games with the Naturals, with already 20 multi-hit games.
- In 55 games since his call-up to Double-A on June 14, Gentry is batting .320 (66-for-206) with nine doubles, 13 home runs and 47 runs batted in, with a .978 OPS ... he's driven in at least one run in 27 of 55 games, with 11 multi-RBI games.
- Gentry leads the Naturals in nearly every category since joining the team, with the highest average (.320), most total bases (114), most home runs (13) and most runs batted in on the team (47) ... his 47 runs batted in, 114 total bases and .978 OPS are third in the Texas League since June 14, while his 13 homers rank tied sixth since his promotion to Double-A.
- Tyler has compiled the two longest on-base streaks among Naturals hitters this season, including an active 22-game stretch ... since July 30, he has hit .333 (26-for-78) with five extra-base hits and 18 walks, for a .485 on-base percentage over the last 22 games, the second-longest active streak in the Texas League.

## ALEXANDER THE GREAT

Infielder **CJ Alexander** has quickly heated up at the plate since joining the Naturals in a trade last month from Atlanta.

- In 32 games with the Naturals, the corner infielder is hitting .258 (34-for-132) with 16 extra-base hits (nine home runs) and 35 runs batted in, with 23 runs scored as well.
- He has hits in 21 of 32 games with the Naturals, 12 of which are multi-hit performances, while he's driven in runs in 14 of 32 games, including already 10 multi-RBI games.
- Over 19 games in the month of August, Alexander is hitting .291 (23-for-79) with eight home runs and 27 runs batted in ... eight HR and 27 RBI lead the Texas League this month, while and 52 total bases are third ... he leads all Double-A hitters this month in RBI and is tied second in HR ... among full-season Minor League hitters in August, he ranks tied third in runs batted in and tied fifth in home runs.
- CJ homered in four straight games at home against Tulsa, August 3 to 6 ... he is the third Natural this season and just the sixth all-time to homer in four consecutive games.
- Alexander began his Naturals tenure 0-for-12 over his first three games, then homered on July 16 @ Corpus Christi for his first hit with the team and went 4-for-10 in his next two games.

## WALK-OFF HEROS

Naturals outfielder Diego Hernández sent the fans home happy Friday night with a walk-off home run, his first Double-A homer and the fifth walk-off this year for the Naturals.

- The two-run blast from Hernández was the Naturals' third walk-off home run this season, after Seuly Matias (June 4) and Sebastian Rivero (August 20) ... three walk-off homers ties a franchise record, which the Naturals also accomplished in 2009 and 2014.
- Hernández is now the fifth player to have walk-off home run for their first homer of the season with the Naturals ... he's just the second, however, to have it also be the first home run at the Double-A level, after Jeff Bianchi hit a walk-off home run in his 8th Double-A game on June 27, 2009 against the Arkansas Travelers.
- Five walk-off wins this year still ranks on the lower end in club history, a feat they've accomplished in now 10 of 14 seasons since 2008.

## NUMERICAL QUICK ROSTER

#	PLAYER	POS	B/T
1	Rave, John	OF	L/L
2	Cropley, Tyler	C	R/R
4	McCullough, Morgan	INF	L/R
7	Guzmán, Jeison	INF	R/R
8	Hernández, Diego	OF	L/L
9	Means, Jake	INF	R/R
11	Tresh, Luca	C	R/R
12	Bradley, Tucker	OF	L/L
15	Marsh, Alec	RHP	R/R
13	Eldred, C.J.	RHP	S/R
16	Glendinning, Robbie	INF	R/R
17	Castellano, Angelo	INF	R/R
19	Gentry, Tyler	OF	R/R
21	Lacy, Asa ( <b>7-IL</b> )	LHP	L/L
22	Woods Jr., Stephen	RHP	R/R
25	Matias, Seuly	OF	R/R
26	Alexander, CJ	INF	L/R
27	Pennington, Walter ( <b>7-IL</b> )	LHP	L/L
28	Sikkema, T.J.	LHP	L/L
32	Veneziano, Anthony	LHP	L/L
31	Márquez, Emilio	LHP	L/L
33	Klein, Will	RHP	R/R
34	Hoffmann, Andrew	RHP	R/R
35	Webb, Nate	RHP	R/R
38	Biasi, Dante ( <b>DEV</b> )	LHP	L/L
39	Kalich, Kasey	RHP	R/R
40	Bowlan, Jon	RHP	R/R
41	Haake, Zach	RHP	R/R
44	Stupienski, Gavin ( <b>DEV</b> )	INF/C	L/R
45	Del Rosario, Yefri	RHP	R/R
51	Chamberlain, Christian ( <b>DEV</b> )	LHP	L/L
55	Dipoto, Jonah	RHP	R/R

## ALPHABETICAL QUICK ROSTER

#	PLAYER	POS	B/T
26	Alexander, CJ	INF	L/R
38	Biasi, Dante ( <b>DEV</b> )	LHP	L/L
40	Bowlan, Jon	RHP	R/R
12	Bradley, Tucker	OF	L/L
17	Castellano, Angelo	INF	R/R
51	Chamberlain, Christian ( <b>DEV</b> )	LHP	L/L
2	Cropley, Tyler	C	R/R
45	Del Rosario, Yefri	RHP	R/R
55	Dipoto, Jonah	RHP	R/R
13	Eldred, C.J.	RHP	R/R
19	Gentry, Tyler	OF	R/R
16	Glendinning, Robbie	INF	R/R
7	Guzmán, Jeison	INF	S/R
41	Haake, Zach	RHP	R/R
8	Hernández, Diego	OF	L/L
34	Hoffmann, Andrew	RHP	R/R
39	Kalich, Kasey	RHP	R/R
33	Klein, Will	RHP	R/R
21	Lacy, Asa ( <b>7-IL</b> )	LHP	L/L
31	Márquez, Emilio	LHP	L/L
15	Marsh, Alec	RHP	R/R
25	Matias, Seuly	OF	R/R
4	McCullough, Morgan	INF	L/R
9	Means, Jake	INF	R/R
27	Pennington, Walter ( <b>7-IL</b> )	LHP	L/L
1	Rave, John	OF	L/L
28	Sikkema, T.J.	LHP	L/L
44	Stupienski, Gavin ( <b>DEV</b> )	INF/C	L/R
11	Tresh, Luca	C	R/R
32	Veneziano, Anthony	LHP	L/L
35	Webb, Nate	RHP	R/R
22	Woods Jr., Stephen	RHP	R/R

## BATTING

LEFTIES	6
RIGHTIES	7
SWITCH	1

## PITCHING

LEFTIES	11
RIGHTIES	8

## PRO-NUN-SEE-AY-SHUNS

4 MORGAN McCULLOUGH (*muh-KULL-uh*)

7 JEISON GUZMÁN (*Jason GOOZ-mahn*)

13 C.J. ELDRED (*el-DRID*)

16 ROBBIE GLENDINNING (*glin-DEN-ing*)

17 ANGELO CASTELLANO (*kass-tay-AHN-oh*)

21 ASA LACY (*AY-suh*)

25 SEULY MATIAS (*soo-lee mah-TEE-as*)

28 T.J. SIKKEMA (*SICK-um-uh*)

31 EMILIO MÁRQUEZ (*eh-MEE-lee-oh MAHR-keh-z*)

32 ANTHONY VENEZIANO (*va-neez-ee-ah-no*)

38 DANTE BIASI (*bee-AW-zee*)

39 KASEY KALICH (*call-ick*)

40 JON BOWLAN (*bowl-in*)

41 ZACH HAAKE (*hockey*)

44 GAVIN STUPIENSKI (*stew-PIN-ski*)

45 YEFRI DEL ROSARIO (*Jeffry*)

55 JONAH DIPOTO (*dih-POH-to*)

BENCH COACH 23: MIKE JIRSCHLE (*jirsh-LEE*)



## NATURALS HARDWARE SHELF

## Players of the Month

TBD

## Pitchers of the Month (1)

- May: LHP Drew Parrish ... started five games and went 3-1 with a 0.59 ERA (2 ER in 30.2 IP) ... only allowed 15 hits and four walks, while striking out 29 opposing hitters ... among qualified Texas League pitchers, threw the most innings and had the lowest ERA and WHIP (0.62), while holding opponents to a .144 average.

## Players of the Week (3)

- April 25 to May 1: 2B Michael Massey ... hit .417 (10-for-28) across six games with a league-best 19 total bases and nine runs batted in, while tied for the Texas League lead with 10 hits. His 1.221 OPS ranked third among players with at least 20 at-bats, while his .417 average tied for second among that same group.
- May 23 to May 29: 2B Michael Massey ... hit a league-best .481 (13-for-27) across six games in Midland, while tied for the league lead with 19 total bases. He drove in nine runs as well, doubling three times with one home run, a go-ahead grand slam on May 24 and collected multiple hits in each of the first five games of the series.
- June 27 to July 3: OF Tyler Gentry ... hit .435 (10-for-23) with two doubles, four home runs and 11 runs batted in, which was tied for the most in the league. Recorded 24 total bases with a 1.043 slugging percentage 1.543 OPS.

## Pitchers of the Week (4)

- May 2 to May 8: LHP Drew Parrish ... threw 7.0 scoreless innings on May 7 @ Springfield ... held the Cardinals to just two hits and one walk while striking out four. He retired the first eight he faced and the final five, with five 1-2-3 frames.
- May 9 to May 15: LHP Drew Parrish ... threw 7.0 scoreless innings on May 13 vs. Wichita ... held the Wind Surge to just three hits and no walks while striking out nine. Between the second and sixth innings, he retired 13 straight batters, retiring the side 1-2-3 in the first inning, as well as the third through sixth.
- June 6 to June 12: LHP Anthony Veneziano ... threw 7.0 scoreless innings in a complete-game shutout on June 9 @ Tulsa ... held the Drillers to just three hits and one walk while striking out five, on 79 pitches. Retired the final eight hitters he faced and 11 of the last 12, only needing five pitches for a 1-2-3 seventh inning to end the night.
- July 25 to July 31: LHP Dante Biasi ... threw 5.0 scoreless innings on July 27 @ Wichita in an eventual 5-0 shutout win ... held the Wind Surge to just one hits and three walks while striking out five, on 79 pitches, his second straight scoreless start.

## TOOLS TEAM

Three Naturals players were listed in *Baseball America's* 2022 Best Tools Survey of the Kansas City Royals' organization.

- RHP Will Klein is rated as having the "Best Fastball" in the system.
- LHP Asa Lacy is rated as having the "Best Slider" in the system.
- RF Seuly Matias is rated as having the "Best Outfield Arm" in the system.

## QUICK FACTS

Founded	2008
Colors	Navy Blue, Burgundy, Gold and White
League	Texas League (Since 2008)
Ownership	Rich Entertainment Group
General Manager	Justin Cole (9th Season)
Home Ballpark (Capacity)	Arvest Ballpark (7,350, 6,500 seats)
Dimensions	LF- 327 LCF- 377 CF- 400 RCF- 378 RF- 325
Wall Heights	LF-LCF: 9 feet CF: 11 feet RCF-RF: 9 feet

## ROSTER BREAKDOWN
















Age 20	0	Native of Australia	1
Age 21	1	Native of Dominican Republic	4
Age 22	4	Native of United States	26
Age 23	4	Native of Venezuela	2
Age 24	11	Acquired by Royals via Free Agency	13
Age 25	5	(International)	4 (Minor League) ...7 (Undrafted)
Age 26	4	Acquired by Royals via Trade	5
Age 27	3	Acquired by Royals via First Year Player Draft	15
Age 28	1	(High School)	1 (Rounds 1-5) ...7 (2016-18 Drafts)
Age 29	0	(2nd Year/College)	0 (Rounds 6-10) ...4 (2019 Draft)
Average Age	24 Years 100 Days	(3rd Year/College)	12 (Rounds 11-20) ...1 (2020 Draft)
Median Age	24	(4th+ Year/College)	2 (Rounds 21-40) ...3 (2021 Draft)

## ROYALS TOP-30 PROSPECTS (RANKING ACCORDING TO MLB PIPELINE)

10 of the Naturals 28 active players appear on a Top-30 Royals prospects ranking.

#	PLAYERS (POSITION)	OVERALL RANKING	BASEBALL AMERICA RANKING
10	Tyler Gentry (OF)		Royals 12 <sup>th</sup>
12	Asa Lacy (LHP) (7-Day IL)		Royals 10 <sup>th</sup>
13	Jon Bowlan (RHP)		Royals 8 <sup>th</sup>
18	Andrew Hoffmann (RHP)		Royals 15 <sup>th</sup>
19	Luca Tresh (C)		Royals 18 <sup>th</sup>
20	T.J. Sikkema (LHP)		Royals 25 <sup>th</sup>
23	Alec Marsh (RHP)		Royals 13 <sup>th</sup>
24	Diego Hernández (OF)		Royals 30 <sup>th</sup>
27	Tucker Bradley (OF)		—
—	Yefri Del Rosario (RHP)		Royals 21 <sup>st</sup>

## UNIFORM RECORDS

							
<b>Navy/Red (33-38)</b> Home: 17-21 Road: 16-17	<b>Red (9-13)</b> Home: 0-0 Road: 9-13	<b>White/Navy (4-10)</b> Home: 4-10 Road: 0-0	<b>Los Naturales</b> Home: 0-2 Road: 0-0	<b>Growlin' Chickens</b> Home: 1-1 Road: 0-0	<b>Fauxback</b> Home: 0-1 Road: 0-0	<b>July 4th</b> Home: 1-0 Road: 0-0	
							
<b>White (18-19)</b> Home: 18-19 Road: 0-0	<b>Grey (10-14)</b> Home: 0-0 Road: 10-14	<b>Navy (18-31)</b> Home: 4-12 Road: 14-19	<b>Los Naturales</b> Home: 0-2 Road: 0-0	<b>Growlin' Chickens</b> Home: 1-1 Road: 0-0	<b>Fauxback</b> Home: 0-1 Road: 0-0	<b>Star Wars</b> Home: 1-0 Road: 0-0	<b>Marvel</b> Home: 0-1 Road: 0-0
<b>HOME UNIFORM COMBINATIONS</b>				<b>ROAD UNIFORM COMBINATIONS</b>			
Navy/Red Hat & White Jersey: 14-14		Navy/Red Hat & Navy Jersey: 3-7		Navy/Red Hat & Grey Jersey: 6-4		Navy/Red Hat & Navy Jersey: 10-13	
White Hat & White Jersey: 3-5		White Hat & Navy Jersey: 1-5		Red Hat & Grey Jersey: 4-10		Red Hat & Navy Jersey: 6-4	
Red Hat & White Jersey: 0-0		Red Hat & Navy Jersey: 0-0					
Specialty/Theme Uniforms: 2-6							

## NATURALS IN-SEASON BIRTHDAYS

## APRIL (4)

4/14 — Walter Pennington (24)  
4/14 — Jake Means (26)  
4/25 — Kasey Kalich (24)  
4/28 — Emilio Márquez (24)

## MAY (6)

5/6 — Tucker Bradley (24)  
5/6 — C.J. Eldred (27)  
5/7 — Derrick Lewis (46)  
5/14 — Alec Marsh (24)  
5/14 — Christian Colón (33)  
5/21 — Chris Widger (51)

## JUNE (2)

6/2 — Asa Lacy (23)  
6/10 — Stephen Woods Jr. (27)

## JULY (3)

7/17 — CJ Alexander (26)  
7/20 — Christian Chamberlain (23)  
7/25 — T.J. Sikkema (24)

## AUGUST (2)

8/20 — Noah Murdock (24)  
8/20 — Nate Webb (25)

## SEPTEMBER (4)

9/1 — Anthony Veneziano (25)  
9/3 — Jonah Dipoto (26)  
9/4 — Seuly Matias (24)  
9/23 — Yefri Del Rosario (23)





## 2022 BREAKING ROSTER

**Pitchers (16):** LHP Dante Biasi, LHP Holden Capps, RHP Christian Cosby, RHP Yefri Del Rosario, RHP Jonah Dipoto, RHP Zach Haake, LHP Asa Lacy, RHP Alec Marsh, LHP Drew Parrish, LHP Zack Phillips, RHP Ándres Sotillet, LHP Anthony Veneziano, RHP Nate Webb, RHP Zach Willeman, RHP Stephen Woods Jr. and LHP Ángel Zepa

**Catchers (3):** Tyler Crolepy, Sebastian Rivero, Logan Porter

**Infielders (7):** Nate Eaton, Maikel Garcia, Robbie Glendinning, Ryan Grotjohn, Michael Massey, Jake Means, Gavin Stupienski

**Outfielders (4):** Tucker Bradley, Nick Loftin, Seuly Matias, John Rave

## 1st HALF

- 4/4 Kansas City Royals announce Breaking Roster
- 4/8 LHP **Holden Capps** placed on the development list  
INF **Gavin Stupienski** placed on the development list
- 4/12 RHP **Nate Webb** placed on the 7-day injured list
- 4/15 LHP **Holden Capps** activated from the development list
- 4/19 C **Tyler Crolepy** placed on the 7-day injured list  
RHP **Christian Cosby** placed on the 7-day injured list  
INF **Gavin Stupienski** activated from the development list
- 4/21 LHP **Walter Pennington** transferred to NW Arkansas (AA) from Quad Cities (A+)
- 4/23 RHP **Zach Haake** placed on the 7-day injured list  
RHP **Patrick Halligan** transferred to NW Arkansas (AA) from Columbia (A)
- 4/26 RHP **Patrick Halligan** transferred to Quad Cities (A+) from NW Arkansas (AA)
- 4/28 RHP **Ándres Sotillet** transferred to Omaha (AAA) from NW Arkansas (AA)
- 5/3 INF **Ryan Grotjohn** placed on the Development List  
INF **Brhet Bewley** activated from the Quad Cities Injured List and transferred to NW Arkansas (AA)  
LHP **Patrick Smith** transferred to NW Arkansas (AA) from Quad Cities (A+)  
LHP **Marcelo Martinez** transferred to NW Arkansas (AA) from Omaha (AAA)
- 5/8 C **Sebastian Rivero** recalled by Kansas City (MLB) from NW Arkansas (AA)
- 5/9 C **Sebastian Rivero** optioned to NW Arkansas (AA)  
C **Sebastian Rivero** recalled by Kansas City (MLB) from NW Arkansas (AA)
- 5/10 LHP **Asa Lacy** placed on the 7-day injured list  
INF **Ryan Grotjohn** activated from the Development List
- 5/13 C **Sebastian Rivero** optioned to NW Arkansas (AA)
- 5/14 LHP **Patrick Smith** placed on the Development List  
RHP **Will Klein** activated from the 7-day injured list
- 5/17 C **Sebastian Rivero** recalled by Kansas City (MLB) from NW Arkansas (AA)
- 5/21 LHP **Marcelo Martinez** transferred to Omaha (AAA) from NW Arkansas (AA)
- 5/24 LHP **Patrick Smith** transferred to Quad Cities (A+) from NW Arkansas (AA)  
RHP **Ándres Sotillet** transferred to NW Arkansas (AA) from Omaha (AAA)
- 5/26 OF **John Rave** transferred to Omaha (AAA) from NW Arkansas (AA)  
INF **Nate Eaton** transferred to Omaha (AAA) from NW Arkansas (AA)
- 5/28 C **Sebastian Rivero** optioned to NW Arkansas (AA)
- 5/31 RHP **Christian Cosby** activated from the 7-day injured list  
LHP **Christian Chamberlain** transferred to NW Arkansas (AA) from Quad Cities (A+)  
RHP **Zach Willeman** transferred to Omaha (AAA) from NW Arkansas (AA)
- 6/1 OF **Parker Bates** transferred to NW Arkansas (AA) from Quad Cities (A+)  
RHP **Ándres Sotillet** transferred to Omaha (AAA) from NW Arkansas (AA)
- 6/3 LHP **Drew Parrish** transferred to Omaha (AAA) from NW Arkansas (AA)  
RHP **Noah Murdock** transferred to NW Arkansas (AA) from Quad Cities (A+)
- 6/4 OF **John Rave** transferred to NW Arkansas (AA) from Omaha (AAA)
- 6/7 OF **Parker Bates** transferred to Quad Cities (A+) from NW Arkansas (AA)
- 6/10 RHP **Ándres Sotillet** transferred to NW Arkansas (AA) from Omaha (AAA)  
LHP **Ángel Zepa** recalled by Kansas City (MLB) from NW Arkansas (AA)
- 6/12 LHP **Ángel Zepa** optioned to NW Arkansas (AA)  
OF **Seuly Matias** placed on the 7-day injured list
- 6/14 INF **Michael Massey** transferred to Omaha (AAA) from NW Arkansas (AA)  
OF **Tyler Gentry** transferred to NW Arkansas (AA) from Quad Cities (A+)  
C **Tyler Crolepy** activated from the 7-day injured list  
LHP **Gabe Speier** transferred to NW Arkansas (AA) on Major League Rehab  
RHP **Matt Peacock** transferred to NW Arkansas (AA) on Major League Rehab
- 6/17 LHP **Gabe Speier** returned from Rehab Assignment to Kansas City (MLB) from NW Arkansas (AA)  
RHP **Matt Peacock** returned from Rehab Assignment to Kansas City (MLB) from NW Arkansas (AA)
- 6/19 OF **Seuly Matias** activated from the on the 7-day injured list  
C **Gavin Stupienski** placed on the Development List  
LHP **Jake Brentz** transferred to NW Arkansas (AA) on Major League Rehab
- 6/23 RHP **Christian Cosby** transferred to Quad Cities (A+) from NW Arkansas (AA)  
LHP **Marcelo Martinez** transferred to NW Arkansas (AA) from Omaha (AAA)
- 6/24 LHP **Jake Brentz** returned to Kansas City (MLB) from his rehab assignment.
- 6/25 LHP **Marcelo Martinez** transferred to Omaha (AAA) from NW Arkansas (AA)

## 2nd HALF

- 6/27 LHP **Holden Capps** released  
LHP **Eric Skoglund** reinstated from AAA rehab assignment and transferred to NW Arkansas (AA)
- 6/30 RHP **Nate Webb** returned from rehab assignment and activated off the 7-day injured list
- 7/9 RHP **Yefri Del Rosario** placed on the Development List  
RHP **Zach Haake** returned from rehab assignment and activated off the 7-day injured list
- 7/11 LHP **Ángel Zepa** recalled by Kansas City (MLB) from NW Arkansas (AA)  
RHP **Andrew Hoffmann** acquired in trade from Atlanta and assigned to NW Arkansas (AA)  
INF **CJ Alexander** acquired in trade from Atlanta and assigned to NW Arkansas (AA)
- 7/12 LHP **Ángel Zepa** optioned to NW Arkansas (AA)  
RHP **Stephen Woods Jr.** transferred to Omaha (AAA) from NW Arkansas (AA)  
OF **John Rave** transferred to Omaha (AAA) from NW Arkansas (AA)  
INF **Morgan McCullough** transferred to NW Arkansas (AA) from Quad Cities (A+)  
LHP **Zack Phillips** placed on the Development List  
INF **Ryan Grotjohn** placed on the Development List  
C/INF **Gavin Stupienski** activated from the Development List
- 7/14 INF **Maikel Garcia** recalled by Kansas City (MLB) from NW Arkansas (AA) as substitute player  
C **Sebastian Rivero** recalled by Kansas City (MLB) from NW Arkansas (AA) as substitute player  
LHP **Ángel Zepa** recalled by Kansas City (MLB) from NW Arkansas (AA) as substitute player  
LHP **Asa Lacy** returned from rehab assignment and activated off the 7-day injured list  
LHP **Emilio Márquez** transferred to NW Arkansas (AA) from Quad Cities (A+)
- 7/15 LHP **Ángel Zepa** returned to NW Arkansas (AA)
- 7/18 LHP **Ángel Zepa** optioned and transferred to Omaha (AAA) from NW Arkansas (AA)  
LHP **Eric Skoglund** transferred to Omaha (AAA) from NW Arkansas (AA)  
OF **John Rave** transferred to NW Arkansas (AA) from Omaha (AAA)  
RHP **Stephen Woods Jr.** transferred to NW Arkansas (AA) from Omaha (AAA)  
INF **Maikel Garcia** optioned to NW Arkansas (AA) from Kansas City (MLB)  
C **Sebastian Rivero** optioned to NW Arkansas (AA) from Kansas City (MLB)  
C/INF **Gavin Stupienski** placed on the Development List  
LHP **Emilio Márquez** transferred to Quad Cities (A+) from NW Arkansas (AA)  
INF **Morgan McCullough** transferred to Quad Cities (A+) from NW Arkansas (AA)
- 7/22 RHP **Yefri Del Rosario** activated from the Development List
- 7/26 RHP **Ándres Sotillet** transferred to Omaha (AAA) from NW Arkansas (AA)  
RHP **Jon Bowlan** transferred to NW Arkansas (AA) from Quad Cities (A+)  
LHP **Zack Phillips** activated off Development list and transferred to Quad Cities (A+) from NW Arkansas (AA)
- 7/28 INF **Maikel Garcia** recalled by Kansas City (MLB) from NW Arkansas (AA)
- 7/29 LHP **T.J. Sikkema** transferred to NW Arkansas (AA) from Quad Cities (A+)
- 8/1 INF **Ryan Grotjohn** released  
INF **Morgan McCullough** transferred to NW Arkansas (AA) from Quad Cities (A+)  
RHP **Noah Murdock** placed on the development list
- 8/3 C **Sebastian Rivero** recalled by Kansas City (MLB) from Northwest Arkansas (AA)
- 8/9 C **Logan Porter** transferred to Omaha (AAA) from NW Arkansas (AA)  
INF/OF **Nick Loftin** transferred to Omaha (AAA) from NW Arkansas (AA)  
INF **Angelo Castellano** transferred to NW Arkansas (AA) from Omaha (AAA)  
C **Luca Tresh** transferred to NW Arkansas (AA) from Quad Cities (A+)  
OF **Diego Hernández** transferred to NW Arkansas (AA) from Quad Cities (A+)
- 8/10 C **Sebastian Rivero** optioned to NW Arkansas (AA) from Kansas City (MLB)  
LHP **Christian Chamberlain** placed on the development list
- 8/12 RHP **Alec Marsh** placed on the development list  
RHP **Kasey Kalich** transferred to NW Arkansas (AA) from Quad Cities (A+)
- 8/14 LHP **Anthony Veneziano** placed on the development list
- 8/17 RHP **Alec Marsh** activated from the development list
- 8/18 LHP **Walter Pennington** placed on the Injured List  
LHP **Emilio Márquez** transferred to NW Arkansas (AA) from Quad Cities (A+)
- 8/22 INF **Brhet Bewley** released  
INF **Jeison Guzmán** transferred to NW Arkansas (AA) from ACL Royals (R)
- 8/23 LHP **Dante Biasi** placed on the development list  
RHP **C.J. Eldred** activated from 60-Day Injured List  
C **Sebastian Rivero** recalled by Kansas City (MLB) from Northwest Arkansas (AA)
- 8/25 LHP **Anthony Veneziano** activated from the development list  
LHP **Asa Lacy** placed on the 7-day injured list



## #36 CHRIS WIDGER • MANAGER

- Chris Widger will manage the Naturals after guiding the River Bandits to a High-A Central championship in their first season as a Kansas City affiliate in 2021. In doing so, he was named the Minor League Manager of the Year by *Baseball America* following the 2021 season.
- 2022 marks Widger's seventh year in the Royals' organization, as he was slated to manage Advanced-A Wilmington in 2020 and led Burlington to the Appalachian League Championship Series in his first season as Manager in 2019. Prior to that, he was Wilmington's Bench Coach from 2016-18.
- Before joining the Royals organization, he managed the Independent League Camden Riversharks in 2015 and was their Pitching Coach from 2012-14.
- A third-round pick by Seattle in the 1992 Draft, Widger played in parts of 10 seasons in the Majors with the Mariners (1995-96, 2000), Expos (1997-2000), Yankees (2002), Cardinals (2003), White Sox (2005-06) and Orioles (2006), winning a World Series with Chicago in 2005.
- Widger and his wife, Whitney, reside in Pennsville, N.J., with their children: C.J., Ashlynn and Skylar.



## #43 DERRICK LEWIS • PITCHING COACH

- Derrick Lewis is in his third season with the Royals' organization and second as pitching coach at Northwest Arkansas.
- He spent the previous 16 seasons in the Atlanta Braves' organization, the first 14 as a Minor League pitching coach and the last two as the Pitching Coordinator.
- Pitching coach timeline: 2004-07: GCL Braves (Gulf Coast League, RK)... 2008-10: Danville Braves (Appalachian League, RK)... 2011-13: Rome Braves (South Atlantic League, A)... 2014: Lynchburg Hillcats (Carolina League, A+)... 2015-2016: Carolina Mudcats (Carolina League, A+)... 2017: Mississippi Braves (Southern League, AA)
- He played seven seasons in the Braves' organization from 1997-2003, after being selected in the 20th round of the 1997 draft.
- Lewis and his wife, Roslyn, reside in Charlotte, North Carolina, with their daughter, Skye and Son, Lake.



## #6 ABRAHAM NÚÑEZ • HITTING COACH

- Abraham Núñez enters his fourth season as Northwest Arkansas' hitting coach after serving in the same capacity with High-A Wilmington (2015-2018), Class-A Lexington (2014), Rookie Advanced Burlington (2013) and the Dominican Royals (2012).
- Núñez played for parts of 12 seasons in the Majors with the Pirates (1997-2004), Cardinals (2005), Phillies (2006-2007) and Mets (2008). A switch-hitter, he owns a career average of .242 as a utility infielder in the big leagues, primarily playing third base, but could play all four infield positions.
- His best season came in 2005 when he batted .285 in 139 games for the National League Champion St. Louis Cardinals.
- Lifetime .346 (9-for-28) hitter in the postseason, including the 2005 National League Championship Series with St. Louis when he hit .385, though did not play in the World Series.
- Born in Santo Domingo, Dominican Republic, he now resides in Hudson, Massachusetts.



## #24 CHRISTIAN COLÓN • ASSISTANT HITTING COACH

- Christian Colón returns to the organization as the Naturals Assistant Hitting Coach in 2022, following a 12-year professional career.
- He was the Royals first-round pick in the 2010 MLB Draft, scored the winning run in the 2014 AL Wild Card game and had the game-winning hit in the title-clinching Game 5 of the 2015 World Series.
- After being drafted in 2010, Colón ascended to Northwest Arkansas by 2011 and between 2011, 2012 and 2014, played 202 games for the Naturals ... In 2011, Colón led the Texas League in sacrifices (21), while leading the team in at-bats (491) and hits (126). His 21 sacrifices that season are the most a Naturals player has ever recorded in a single season, while 28 overall are tied for the club record.
- During his playing career, he made stops in Miami (2017) and Cincinnati (2019-20) ... spent 2021 with the Rich Baseball-owned Buffalo Bisons (Triple-A, Toronto) before announcing his retirement.
- He also played in parts of four seasons in the Puerto Rican Winter League.
- Christian lives in Cave Springs, Ark. (15 minutes North of Arvest Ballpark) with his wife, Kayla, and three daughters, Marley, Mia and Lucy.



## #23 MIKE JIRSCHLE • BENCH COACH

- Mike Jirschele enters his first season as the Bench Coach for Northwest Arkansas after spending last season in the same role for Manager Chris Widger in Quad Cities.
- He served as a Special Assistant to the General Manager in 2020 and was on the Royals coaching staff as the Third Base Coach from 2014-19 and won the World Series in 2015.
- Jirschele previously managed the Triple-A Omaha franchise for 11 seasons (2003-13), leading the team to four division titles, three-straight trips to the Pacific Coast League championship round (2011-13), two PCL titles (2011, 2013) and a Triple-A Championship in 2013.
- He earned the 2011 Mike Coolbaugh Award for outstanding baseball work ethic, knowledge of the game and skill in mentoring young players on the field.
- Prior to his 11-year stint with Omaha, he served as the Royals Minor League Infield Coordinator for four years (1998-2002), while he held managerial positions with Omaha (1995-97), Wilmington (1994), Rockford (1993) and the Gulf Coast Royals (1992).
- Jirschele was originally selected by the Texas Rangers in the fifth round of the 1977 MLB Draft and played in 999 minor league games over 13-plus seasons in the Rangers and Royals systems.



## DANNY ACCOLA • CERTIFIED ATHLETIC TRAINER

- Danny Accola is entering his seventh season with the Royals organization and first as the certified athletic trainer with the Naturals, after serving in the same role with the Quad Cities in 2021.
- He was slated to serve in that role with Wilmington in 2020 and previously filled those roles with Lexington in 2019, Burlington from 2017-18 and with Surprise in 2016.
- Accola graduated from the University of Central Missouri in 2014 and previously held an athletic training internship with the Denver Broncos in 2013.



## C.J. MIKKELSEN • STRENGTH & CONDITIONING COACH

- C.J. Mikkelsen will serve as the Northwest Arkansas Strength & Conditioning Coach for the second consecutive season, after being slated to fill that same role at Idaho Falls in 2020.
- He graduated in December 2019 with a master's degree in sports physiology from Texas A&M University, where he also worked as a Sports Performance Graduate Intern.
- Mikkelsen earned his bachelor's degree in exercise and wellness from Arizona State University in 2016. He resides in Desert Hills, Arizona.



DREW EPPERSON  
VIDEO COORDINATOR



MITCH MEYER  
VIDEO COORDINATOR



## Jonathan Bowlan - Pitching - Stat Splits - 2022 - Regular Season (Double-A/Naturals Only)

Split	Team	W	L	ERA	G	GS	CG	SHO	SV	IP	H	R	ER	HR	HB	BB	IBB	SO	WHIP	AVG	AB	WP	BK	GIDP	TBF	NP-S
Home Games	NWA	0	1	8.03	3	3	0	0	0	12.1	20	13	11	4	1	3	0	11	1.86	.370	54	1	0	1	59	229 - 142
Away Games	NWA	0	1	8.22	2	2	0	0	0	7.2	9	7	7	2	2	4	0	5	1.70	.281	32	1	1	0	38	147 - 92
Day Games	NWA	0	0	6.75	1	1	0	0	0	4.0	7	3	3	1	1	1	0	2	2.00	.412	17	0	0	1	19	73 - 43
Night Games	NWA	0	2	8.44	4	4	0	0	0	16.0	22	17	15	5	2	6	0	14	1.75	.319	69	2	1	0	78	303 - 191
On Grass	NWA	0	2	8.10	5	5	0	0	0	20.0	29	20	18	6	3	7	0	16	1.80	.337	86	2	1	1	97	376 - 234
July	NWA	0	1	9.82	1	1	0	0	0	3.2	6	4	4	2	0	2	0	3	2.18	.353	17	0	0	0	19	67 - 45
August	NWA	0	1	7.71	4	4	0	0	0	16.1	23	16	14	4	3	5	0	13	1.71	.333	69	2	1	1	78	309 - 189
On Tuesdays	NWA	0	1	7.71	1	1	0	0	0	4.2	7	4	4	1	0	1	0	3	1.71	.368	19	1	0	0	21	79 - 49
On Wednesdays	NWA	0	0	6.75	1	1	0	0	0	4.0	3	3	3	0	2	2	0	2	1.25	.200	15	1	1	0	19	80 - 47
On Thursdays	NWA	0	1	9.82	2	2	0	0	0	7.1	12	10	8	4	0	3	0	9	2.05	.343	35	0	0	0	38	144 - 95
On Sundays	NWA	0	0	6.75	1	1	0	0	0	4.0	7	3	3	1	1	1	0	2	2.00	.412	17	0	0	1	19	73 - 43
In games following a win	NWA	0	1	8.74	3	3	0	0	0	11.1	19	13	11	5	1	4	0	11	2.03	.365	52	0	0	1	57	217 - 138
In games following a loss	NWA	0	1	7.27	2	2	0	0	0	8.2	10	7	7	1	2	3	0	5	1.50	.294	34	2	1	0	40	159 - 96
Starter	NWA	0	2	8.10	5	5	0	0	0	20.0	29	20	18	6	3	7	0	16	1.80	.337	86	2	1	1	97	376 - 234

## Jonathan Bowlan - Opposing Hitting - Stat Splits - 2022 - Regular Season (Double-A/Naturals Only)

Split	Team	AVG	G	AB	R	H	2B	3B	HR	RBI	BB	IBB	SO	SB	CS	OBP	SLG	OPS	HBP	SAC	SF	GIDP
vs Left	NWA	.341	5	41		14	4	0	1	7	3	0	5			.413	.512	.925	2	0	0	1
vs Right	NWA	.333	5	45		15	1	1	5	11	4	0	11			.392	.733	1.125	1	0	1	0
Team is ahead	NWA	.375	4	24		9	1	0	3	8	1	0	2			.423	.792	1.215	1	0	0	0
Team is behind	NWA	.294	5	34		10	2	0	1	5	3	0	8			.359	.441	.800	1	0	1	0
Score is tied	NWA	.357	4	28		10	2	1	2	5	3	0	6			.438	.714	1.152	1	0	0	1
Batting First	NWA	.231	5	13		3	1	1	1	2	1	0	3			.333	.692	1.025	1	0	0	0
Batting Second	NWA	.400	5	10		4	0	0	1	4	1	0	0			.455	.700	1.155	0	0	0	1
Batting Third	NWA	.300	5	10		3	2	0	1	4	0	0	2			.273	.800	1.073	0	0	1	0
Batting Fourth	NWA	.429	5	7		3	0	0	1	2	3	0	1			.600	.857	1.457	0	0	0	0
Batting Fifth	NWA	.375	5	8		3	0	0	1	1	1	0	0			.500	.750	1.250	1	0	0	0
Batting Sixth	NWA	.111	5	9		1	0	0	1	1	0	0	6			.200	.444	.644	1	0	0	0
Batting Seventh	NWA	.222	5	9		2	0	0	0	1	1	0	1			.300	.222	.522	0	0	0	0
Batting Eighth	NWA	.500	5	10		5	0	0	0	1	0	0	0			.500	.500	1.000	0	0	0	0
Batting Ninth	NWA	.500	5	10		5	2	0	0	2	0	0	3			.500	.700	1.200	0	0	0	0
Leading Off	NWA	.278	5	18		5	1	0	1	1	1	0	4			.381	.500	.881	2	0	0	0
First Inning	NWA	.222	5	18	3	4	2	0	0	1	2	0	4	0	0	.364	.333	.697	2	0	0	1
Second Inning	NWA	.400	5	25	7	10	1	1	2	7	1	0	6	3	0	.423	.760	1.183	0	0	0	0
Third Inning	NWA	.350	5	20	6	7	1	0	2	6	4	0	5	0	0	.440	.700	1.140	0	0	1	0
Fourth Inning	NWA	.316	5	19	2	6	1	0	1	2	0	0	1	1	0	.350	.526	.876	1	0	0	0
Fifth Inning	NWA	.500	1	4	2	2	0	0	1	2	0	0	0	0	0	.500	1.250	1.750	0	0	0	0
Bases Empty	NWA	.357	5	42		15	3	0	4	4	4	0	6			.438	.714	1.152	2	0	0	0
Runner at 1st	NWA	.273	5	22		6	1	1	1	4	2	0	5			.333	.545	.878	0	0	0	1
Runner at 2nd	NWA	.444	4	9		4	0	0	0	2	1	0	1			.500	.444	.944	0	0	0	0
Runner at 3rd	NWA	.250	4	4		1	0	0	0	1	0	0	1			.400	.250	.650	1	0	0	0
Runners at 1st & 2nd	NWA	.286	4	7		2	1	0	1	5	0	0	3			.286	.857	1.143	0	0	0	0
Runners at 1st & 3rd	NWA	.500	2	2		1	0	0	0	2	0	0	0			.333	.500	.833	0	0	1	0
Runners On	NWA	.318	5	44		14	2	1	2	14	3	0	10			.367	.545	.912	1	0	1	1
Scoring Position	NWA	.364	5	22		8	1	0	1	10	1	0	5			.400	.545	.945	1	0	1	0
No Outs	NWA	.286	5	28		8	1	0	1	3	1	0	5			.344	.429	.773	2	0	1	1
One Out	NWA	.375	5	32		12	2	0	3	8	2	0	6			.412	.719	1.131	0	0	0	0
Two Outs	NWA	.346	5	26		9	2	1	2	7	4	0	5			.452	.731	1.183	1	0	0	0
Ahead in Count	NWA	.320	5	25		8	2	0	2	5	0	0	7			.370	.640	1.010	2	0	0	0
Behind in Count	NWA	.316	5	19		6	1	0	0	5	7	0	2			.481	.368	.849	0	0	1	1
0-0 Count	NWA	.333	5	9		3	1	0	0	0	0	0	0			.400	.444	.844	1	0	0	0
0-1 Count	NWA	.250	4	8		2	0	0	0	0	0	0	0			.333	.250	.583	1	0	0	0
0-2 Count	NWA	.286	5	7		2	0	0	1	3	0	0	3			.286	.714	1.000	0	0	0	0
1-0 Count	NWA	.333	4	3		1	0	0	0	1	0	0	0			.250	.333	.583	0	0	1	0
1-1 Count	NWA	.308	5	13		4	0	0	3	4	0	0	0			.308	1.000	1.308	0	0	0	0
1-2 Count	NWA	.400	5	10		4	2	0	1	2	0	0	4			.455	.900	1.355	1	0	0	0
2-0 Count	NWA	.000	1	1		0	0	0	0	0	0	0	0			.000	.000	.000	0	0	0	0
2-1 Count	NWA	.500	2	4		2	1	0	0	2	0	0	0			.500	.750	1.250	0	0	0	0
2-2 Count	NWA	.400	5	20		8	1	1	1	4	0	0	7			.400	.700	1.100	0	0	0	0
3-0 Count	NWA	.000	2	0		0	0	0	0	0	2	0	0			1.000	.000	1.000	0	0	0	0
3-1 Count	NWA	.000	5	5		0	0	0	0	0	2	0	0			.286	.000	.286	0	0	0	1
3-2 Count	NWA	.500	5	6		3	0	0	0	2	3	0	2			.667	.500	1.167	0	0	0	0





## #40 JON BOWLAN

## RIGHT-HANDED PITCHER

BORN: December 1, 1996 in Arlington, Tenn. (Age 25)

HEIGHT/WEIGHT: 6'6" / 240 lbs

SEASON WITH NATURALS: 2nd Season

DRAFT: Round 2 - 2018 (Kansas City Royals, 58th Overall)

COLLEGE: University of Memphis (Memphis, Tennessee)

HIGH SCHOOL: Bartlett High School (Bartlett, Tennessee)

40-MAN ROSTER: Added by Kansas City on Nov. 19, 2021

## SCOUTING REPORT

**Ranked by MLB Pipeline as the No. 13 Royals prospect**  
**Ranked by Baseball America as the No. 8 Royals prospect**

An extreme strike-thrower that commands the ball extremely well with a clean delivery that allows his pitches to play up as he gets aggressive in the strike zone.

**FASTBALL:** Can sit 93-97 mph with good deception because of his tall frame and good extension.

**SLIDER:** Sits in the low 80's and tunnels well with his fastball, with good bite

**CURVEBALL:** Sits 80-82 mph after adding the pitch last season and has plus potential with good downward break.

**CHANGEUP:** Has improved as a solid option in his arsenal, good feel and can throw it to righties or lefties.

## 2022 SEASON

- Assigned to NW Arkansas July 26 ... began the season on the 7-day injured list with NWA ... sent on a rehab assignment to the Arizona Complex League Royals (R) on June 16, assigned to Quad Cities (A+) July 17.
- Made seven starts and threw a total of 13.1 innings with the ACL Royals struck out a career-high 12 on July 11 @ ACL Dodgers, 12 of his 15 outs.
- After rehabbing in Arizona, was activated from the Injured List and transferred to Quad Cities July 17 and started for the River Bandits against the South Bend Cubs on July 22, throwing 4.0 scoreless innings with six strikeouts.
- 7/28 @ WCH — made his return to Double-A, struck out three and pitched into the fourth inning ... all four runs he surrendered came on home runs, a solo homer in the second inning and three-run shot in the third.
- 8/10 @ ARK — threw season-high 80 pitches and pitched through 4.0 innings, didn't allow a HR.
- 8/16 vs. SA — pitched into the fifth inning for the first time with NWA this year, but allowed seven hits/four runs.
- LAST OUTING — 8/17 vs. SA, finished four innings on 73 pitches, only struck out two but got good run support early.
- 9 of 20 runs allowed with the Naturals this year have come on (six) home runs.

## CAREER NOTES

- 2021 As a Non-Roster Invitee to Big League Spring Training, appeared in two Cactus League games for the Royals, pitching to a 18.00 ERA (4 ER in 2.0 IP) with four strikeouts.
- Broke camp with NW Arkansas (AA) and started four games for the Naturals, going 2-0 with a 1.59 ERA (3 ER in 17.0 IP).
- Pitched at least 5.0 innings with at least six strikeouts each of his first three starts, with 10 strikeouts in his first start on May 5 vs. ARK in the second game of the year ... pitched a season-high 6.0 innings in his second start, on May 12 vs. TUL.
- Exited his start on May 23 @ SPR after striking out two and throwing just 10 pitches after being announced on Team USA's Olympic qualifying roster ... missed the rest of the season, underwent Tommy John surgery the first week of June.
- Added to Kansas City's 40-man roster along with five other players, on November 19, 2021.

- 2020 Was a late addition to the Royals' Alternate Training Site in Kansas City and participated in the Royals' postseason camp/instructional league at Kauffman Stadium in October.

- 2019 Split the year between Lexington (A) and Wilmington (A+), combining to go 11-5 with a 3.1 ERA (51 ER in 146.0 IP) with 150 strikeouts (9.24 K/9), compared to just 23 walks (1.42 BB/9).
- Among Royals farmhands, he ranked tied for second in wins, third in strikeouts, fifth in innings, eighth in starts (23) ... also among pitchers who worked at least 80.0 innings, ranked first in strikeouts/ walk ratio (6.52), second in whip (0.99) and eighth in ERA (3.14).
- Threw the second no-hitter in Wilmington (A+) history on July 15, with nine strikeouts and no walks on 98 pitches (63 strikes) ... the lone base runner reached on a throwing error in the second inning ... earned Carolina League Pitcher of the Week honors on July 21.
- Named a South Atlantic League mid-season All-Star, working 0.2 innings and allowing one hit with one strikeout in the contest in Charleston, West Virginia.

- 2018 Made nine starts for Idaho Falls (Rookie Advanced) during his first professional season ... earned his first victory on July 7 at Orem, allowing one run on two hits over 5.0 innings, with a season-high six strikeouts.

## COLLEGE (2016-2018)

- Pitched collegiately at the University of Memphis for three seasons, where he posted a 3.71 ERA (35 ER in 85.0 IP) with 104 strikeouts in 2018 as a junior for the Tigers ... fanned a school record and 2018 Division I-best 18 hitters in a complete game win over South Florida (2 ER, 9.0 IP) on April 28.

## MISCELLANEOUS

- 2015: Graduated from Bartlett High School (Tennessee) where he was named Male Athlete of the Year as a senior.
- His father, Mark, threw the lone perfect game in the history of the University of Memphis program (1987 - 1989) and pitched two seasons (44 games) in the St. Louis Cardinals' organization (1989 & 1991).

## SEASON / CAREER HIGHS

SEASON	CAREER
7/11/2022 vs. ACL Dodgers	5.0
Last: 8/21/2022 vs. San Antonio	7, 5x
8/4/2022 vs. Tulsa	6
Last: 8/16/2022 vs. San Antonio	4, 3x
Last: 8/4/2022 vs. Tulsa	2, 2x
Last: 8/10/2022 @ Arkansas	2, 2x
7/11/2022 vs. ACL Dodgers	12
7/16/2022 vs. ACL Rangers	22
8/10/2022 @ Arkansas	80
6/30/2022 to 7/5/2022	4.1 IP
INNINGS PITCHED	9.0
HITS ALLOWED	12
RUNS ALLOWED	7, 2x
EARNED RUNS ALLOWED	7, 2x
HOME RUNS ALLOWED	2, 3x
WALKS ALLOWED	4
STRIKEOUTS	12
BATTERS FACED	28
NUMBER OF PITCHES	98, 3x
SCORELESS STREAK	11.1 IP (7/15/2019 to 7/21/2019)

## BOWLAN 2022 RUN SUPPORT (NWA STARTS ONLY)

RUNS SCORED	0	1	2	3	4	5	6	7	8	9	10+
Games			1	2		1		1			
PLAYER W-L	0-1	0-1				0-0		0-0			
Team W-L	0-1	1-1				0-1		1-0			

## 2022 GAME-BY-GAME

DATE	OPPONENT	RES	LEFT GAME	DEC	IP	H	R	ER	HR	HB	BB	SO	BF	NP-S
6/17	@ ACL White Sox	L, 5-2	Bottom 1st, tied 0-0	-	0.1	1	0	0	0	0	1	0	3	6-2
6/20	vs. ACL Rockies	L, 7-3 (7)	Top 1st, losing 1-0	-	0.2	3	1	1	0	0	0	2	5	10-10
6/24	@ ACL Brewers Gold	W, 7-6	End 2nd, winning 5-2	-	2.0	5	2	2	0	0	0	1	11	13-13
6/30	vs. ACL Cubs	W, 7-6 (10)	End 3rd, winning 4-0	-	3.0	4	0	0	0	0	1	1	12	18-13
7/5	vs. ACL Padres	W, 7-5	End 4th, winning 3-1	-	4.0	2	1	1	0	0	1	5	15	29-25
7/11	vs. ACL Dodgers	L, 5-4	End 5th, winning 4-3	-	5.0	7	3	3	1	0	0	12	21	46-46
7/16	vs. ACL Rangers	L, 6-4	Top 5th, losing 4-1	L	4.1	7	4	4	0	1	1	5	22	38-30

## QUAD CITIES RIVER BANDITS, A+

DATE	OPPONENT	RES	LEFT GAME	DEC	IP	H	R	ER	HR	HB	BB	SO	BF	NP-S
7/22	@ South Bend	W, 3-1	End 4th, tied 0-0	-	4.0	6	0	0	0	0	1	6	19	76-51

## NORTHWEST ARKANSAS NATURALS, AA

DATE	OPPONENT	RES	LEFT GAME	DEC	IP	H	R	ER	HR	HB	BB	SO	BF	NP-S
7/28	@ Wichita	L, 10-2	Bottom 4th, losing 4-2	L	3.2	6	4	4	2	0	2	3	19	67-45
8/4	vs. Tulsa	L, 23-7	Top 4th, losing 6-5	-	3.2	6	6	4	2	0	1	6	19	77-50
8/10	@ Arkansas	W, 8-4	End 4th, tied 3-3	-	4.0	3	3	3	0	2	2	2	19	80-47
8/16	vs. San Antonio	L, 5-3	Top 4th, losing 4-3	L	4.2	7	4	4	1	0	1	3	21	79-49
8/21	vs. San Antonio	W, 9-3	End 4th, winning 7-3		4.0	7	3	3	1	1	1	2	19	73-43

## 2022 BOWLAN BATTED BALL STATISTICS (ALL LEVELS)

BABIP	GB/FB	LD%	GB%	FB%	IFFB%	HR/FB	Pull%	Cent%	Oppo%	SwStr%
.425	1.18	23.0%	41.7%	35.3%	30.6%	14.3%	47.5%	25.5%	27.0%	19.6%

## BOWLAN VS. SPRINGFIELD IN 2022

W	L	ERA	G	GS	CG	SHO	GF	HLD	SV	SVO	IP	H	R	ER	HR	HB	BB	IBB	SO	AVG	WHIP
---	---	-----	---	----	----	-----	----	-----	----	-----	----	---	---	----	----	----	----	-----	----	-----	------

## BOWLAN VS. SPRINGFIELD HITTERS IN 2022

PLAYER	AVG	AB	H	2B	3B	HR	RBI	BB	SO	PLAYER	AVG	AB	H	2B	3B	HR	RBI	BB	SO

## MINOR LEAGUE CAREER

SEASON	TEAM	W	L	ERA	G	GS	CG	SHO	SV	SV	IP	H	R	ER	HR	HB	BB	IBB	SO	WHIP	AVG	AB	WP	BK	GIDP	TBF	NP-S		
2018	Idaho Falls (R)	1	4	6.94	9	9	0	0	0	0	35.0	51	30	27	6	0	9	0	23	1.71	.329	155	0	0	5	165	572-380		
2019	2 Teams	11	5	3.14	26	23	1	1	1	1	146.0	121	55	51	9	8	23	0	150	0.99	.227	533	5	1	9	572	2231-1461		
	Lexington (A)	6	2	3.36	13	11	0	0	1	1	69.2	55	30	26	4	8	10	0	74	0.93	.216	255	3	1	4	278	1033-684		
	Wilmington (A+)	5	3	2.95	13	12	1	1	0	0	76.1	66	25	25	5	0	13	0	76	1.03	.237	278	2	0	5	294	1198-777		
2020		Did not play (no minor league season)																											
2021	NW Arkansas (AA)	2	0	1.59	4	4	0	0	0	0	17.0	13	3	3	0	0	3	0	25	0.94	.206	63	0	0	0	66	266-177		
2022	3 Teams	0	3	6.02	13	13	0	0	0	0	43.1	64	31	29	7	4	12	0	48	1.75	.344	186	4	1	2	205	612-424		
	ACL Royals (R)	0	1	5.12	7	7	0	0	0	0	19.1	29	11	11	1	1	4	0	26	1.71	.354	82	2	0	1	89	160-139		
	Quad Cities (A+)	0	0	0.00	1	1	0	0	0	0	4.0	6	0	0	0	0	1	0	6	1.75	.333	18	0	0	0	19	76-51		
	NW Arkansas (AA)	0	2	8.10	5	5	0	0	0	0	20.0	29	20	18	6	3	7	0	16	1.80	.337	86	2	1	1	97	376-234		
CAREER TOTALS (4 SEASONS)		14	12	4.10	52	49	1	1	1	1	241.1	249	119	110	22	12	47	0	246	1.23	.266	937	9	2	16	1008	3681-2442		



## PLAYER

13 C.J.  
ELDERED

RHP • R/R • 6'2" • 225 lbs • 5/6/1995 (27)  
Signed 8/7/2017 as an Undrafted Free Agent (U. of Iowa)  
Born: Milwaukee, Wisconsin • Resides: Mount Vernon, Iowa

18 ALEC  
MARSH

RHP • R/R • 6'3" • 220 lbs • 5/14/1998 (24)  
2019 MLB Draft – Round 2, 70th Overall (Arizona State)  
Born: Waukesha, Wisc. • Resides: Milwaukee, Wisc.

22 STEPHEN  
WOODS JR.

RHP • R/R • 6'1" • 200 lbs • 6/10/1995 (27)  
Traded from Tampa Bay – 7/21/2020  
Born: New Hyde Park, N.Y. • Resides: Huntington Station, N.Y.

28 T.J.  
SIKKEMA

LHP • L/L • 6'0" • 221 lbs • 7/25/1998 (24)  
Traded from New York (AL) – 7/25/2022  
Born: Clinton, Iowa • Resides: DeWitt, Iowa

31 EMILIO  
MARQUEZ

LHP • L/L • 5'8" • 170 lbs • 4/28/1998 (24)  
Signed 3/4/2018 as an International Free Agent  
Born: Upata, Venezuela • Resides: Bolivar, Venezuela

32 ANTHONY  
VENEZIANO

LHP • L/L • 6'6" • 200 lbs • 9/1/1997 (24)  
2019 MLB Draft – Round 10 (Coastal Carolina)  
Born/Resides: Hackettstown, New Jersey

33 WILL  
KLEIN

RHP • R/R • 6'5" • 230 lbs • 11/28/1999 (22)  
2020 MLB Draft – Round 34 (Lee's Summit North HS)  
Born: Maryville, Tennessee • Resides: Bloomington, Indiana

34 ANDREW  
HOFFMANN

RHP • R/R • 6'5" • 205 lbs • 2/12/2000 (22)  
Traded from Atlanta – 7/11/2022  
Born: Joliet, Illinois • Resides: Plainfield, Illinois

35 NATE  
WEBB

RHP • R/R • 6'2" • 215 • 8/20/1997 (25)  
2016 MLB Draft – Round 34 (Lee's Summit North HS)  
Born: Kansas City, MO • Resides: Lee's Summit, MO

39 KASEY  
KALICH

RHP • R/R • 6'32" • 225 lbs • 4/25/1998 (24)  
Traded from Atlanta – 7/30/2021  
Born/Resides: Victoria, Texas

40 JON  
BOWLAN

RHP • R/R • 6'6" • 240 • 12/1/1996 (25)  
2018 MLB Draft – Round 2 (University of Memphis)  
Born/Resides: Arlington, Tennessee

41 ZACH  
HAAKE

RHP • R/R • 6'4" • 186 • 10/8/1996 (25)  
2018 MLB Draft – Round 6 (University of Kentucky)  
Born: Belleville, Illinois • Resides: Breese, Illinois

45 YEFRÍ  
DEL ROSARIO

RHP • R/R • 6'2" • 180 lbs • 9/23/1999 (22)  
Signed 12/5/2017 as a Minor League Free Agent  
Born/Resides: Miches, Dominican Republic

55 JONAH  
DIPOTO

RHP • R/R • 6'1" • 225 • 9/3/1996 (25)  
2019 MLB Draft – Round 35 (University of Calif. San Diego)  
Born: Queens, New York • Resides: San Diego, California

## QUICK NOTES

- 2022: Began the season on NWA 60-Day IL after having surgery on his right foot in March ... sent on rehab assignment to ACL Royals (R) on 8/2, activated 8/23 ... in five rehab games, struck out nine with 4.50 ERA (5 ER in 10.0 IP).
- 2021: Pitched in 16 games (5 starts) between the ACL Royals (R), Columbia (A), Quad Cities (A+) and NW Arkansas (AA) and combined to 5-1 with a 6.20 ERA (37 ER in 53.2 IP) and 60 strikeouts ... assigned to NWA on 9/2 and threw a pair of 3.0-inning scoreless outings with 10 combined strikeouts in his first two Double-A games.
- 2018: MISG: Is the son of Royals pitching coach Cal Eldred ... worked out with former Iowa teammate Tyler Cromptley in 2020, which led to Cromptley getting signed by the Royals.

4SFB, CUT, CB, CH | CONSECUTIVE BATTERS RETIRED: 0

SCORELESS STREAK: 2.1 IP (8/24/2022)

- Ranked by MLB Pipeline as the No. 23 Royals prospect ... Ranked by Baseball America as the No. 13 Royals prospect
- 2022: Struck out 8 or more in five straight starts, including 10 strikeouts in back-to-back starts May 19 @ ARK and May 24 @ MID ... 2nd in Texas League and 4th in Double-A with 129 strikeouts, 5 away from tying Nationals' single-season record ... 171 strikeouts in two seasons with NWA ranks 10th all-time ... Royals representative at the 2022 All-Star Futures Game, only member of either team that did not appear in the game ... on the development list from 8/12 to 8/17.
- 2021: Broke camp with NW Arkansas (AA) and made six starts for the Nationals, before missing the rest of the year with an injury ... went 1-3 with a 4.97 ERA (14 ER in 25.1 IP) with 42 strikeouts (14.92 K/9) ... over his first 8.1 Double-A innings: 8.1 hitless and scoreless innings, named first ever Double-A Central Pitcher of the Week.

4SFB, SL, CV, CH | CONSECUTIVE BATTERS RETIRED: 2 (8/18/2022)

SCORELESS STREAK: 4.0 IP (8/18/2022)

- 2022: 15 of 31 outings this year have been scoreless, including 13 of his last 19 games ... in 14 games since July 1, has a 2.08 ERA (5 ER in 21.2 IP) with 27 K ... promoted to Omaha (AAA) on 7/12, returned to NWA 7/19 ... pitched in one Triple-A game, 7/17 @ Rochester and struck out two in a scoreless inning.
- 2021: Spent the entire season with NW Arkansas (AA), beginning the season as a starting pitcher and finishing the year as a reliever ... in 22 games (7 starts, 15 relief appearances), went 5-7 with a 7.42 ERA (39 ER in 47.1 IP), while walking 45 and striking out 48.
- 2018-19: Missed 2018 due to injury, went 9-3 in 2019 ... selected by Kansas City with the fourth overall pick in the Rule 5 Draft (12/12/2019).
- 2016-17: Played two seasons in the Giants organization, reaching Class-A, traded to Tampa Bay December 20 in the 38 Evan Longoria deal.

4SFB, SL, CB, CH | CONSECUTIVE BATTERS RETIRED: 1 (8/26/2022)

SCORELESS STREAK: 6.1 IP (8/17/22 to 8/26/22)

- Ranked by MLB Pipeline as the No. 20 Royals prospect ... Ranked by Baseball America as the No. 25 Royals prospect
- 2022: Began the season with the Hudson Valley Renegades (A+) in the South Atlantic League, traded with 2 other pitchers to Kansas City from the New York Yankees on 7/27, assigned to NW Arkansas 7/29 ... made 11 appearances (10 starts) in High-A and went 1-1 with a 2.48 ERA (10 ER in 36.1 IP), while striking out 54 and walking just 9 (6.00 K/BB) ... after beginning the season on the IL, made his debut on 5/8, his first appearance in 1,022 days.
- 2019-2021: Drafted by the Yankees with the 38th overall pick in the 1st round of the 2019 MLB Draft (Competitive Balance Round A) and made his pro debut in 2019 with Staten Island (A-), allowing 1 ER over 10.2 IP (0.84 ERA) with 1 BB and 13 K in four starts ... missed all of 2021 with a lat injury.

4SFB, 2SFB, SL, CH | CONSECUTIVE BATTERS RETIRED: 5 (8/27/2022)

SCORELESS STREAK: 2.1 IP (8/27/2022)

- 2022: Assigned to NWA from Quad Cities (A+) on 7/14, back to QC on 7/19 and NWA on 8/18 ... has made 25 appearances outside of the Nationals, 24 with the River Bandits & 1 in Omaha (AAA) ... with QC, went 10-2 with a 2.88 ERA (21 ER in 60.2 IP) with 79 strikeouts, 15 walks ... Midwest League Pitcher of the Week 7/3/22 ... made Double-A debut 7/15 @ CC, threw 3.1 scoreless innings after entering game in the first inning.
- 2021: Pitched in 25 games (13 starts) between Columbia (A), Quad Cities (A+) & Omaha (AAA), going a combined 7-1 with a 3.26 ERA (28 ER in 77.1 IP) ... named Columbia's Pitcher of the Year, went 6-1 with a 1.86 ERA (13 ER in 63.0 IP) and 87 strikeouts in 20 outings (5 starts) ... among Low-A East pitchers (min 60.0 IP), tied for the lead in WHIP (0.83).
- 2019: Surprise (R) Pitcher of the Year for ranking tied third in the Arizona League with 63 strikeouts (12.2 K/9), before being promoted to Lexington (A) for his final start.

4SFB, CB, SL, CH | CONSECUTIVE BATTERS RETIRED: 0

SCORELESS STREAK: 1.2 IP (8/25/2022)

- 2022: 20 of 21 outings have been starts ... leads team with SIX quality starts ... pitched 5.0 scoreless on 5/8 @ SPR ... did not issue walk for first time on 5/14 vs. WCH, in 4.2 IP of relief ... pitched past 6.0 innings for first time in his career 6/9 @ TUL, with 7-inning CG shutout.
- 2021: Named Quad Cities (A+) Pitcher of the Year ... across 22 starts, went 6-4 with a 3.75 ERA (39 ER in 93.2 IP), while striking out an organization-best 127 and walking just 37 ... named the High-A Central Pitcher of the Year and All-Star left-handed starting pitcher.

4SFB, SL, CH | CONSECUTIVE BATTERS RETIRED: 1 (8/11/2022)

SCORELESS STREAK: 2.2 IP (8/11/2022)

- 2022: Started the season on Injured List with shin splints, assigned to NWA on 5/14 ... began the season with three short starts, moved to bullpen 6/2 ... first scoreless outing on 6/7 @ Tulsa, struck out side in 7th inning, added 4th strikeout in 8th inning ... 7 of 22 relief appearances have been scoreless.
- 2021: Named an MLB.com Organization All-Star and MLB Pipeline's Royals' Pitching Prospect of the Year ... pitched 6.36 games out of the bullpen for Quad Cities, went 7-1 with four saves and a 3.58 ERA, with 121 strikeouts in 70.1 IP ... among minor league pitchers who threw 70.0 innings, ranked 1st with 15.48 K/9 and 40.9% strikeout %.

4SFB, CB, CH | CONSECUTIVE BATTERS RETIRED: 0

SCORELESS STREAK: 0.0 IP

- Ranked by MLB Pipeline as the No. 18 Royals prospect ... Ranked by Baseball America as the No. 15 Royals prospect
- 2022: Began the season with the Rome Braves (A+) in the South Atlantic League ... made 15 starts in High-A and went 7-2 with a 2.36 ERA (21 ER in 80.0 IP), while striking out 90 and walking just 21 (4.29 K/BB) ... 13 of his 15 starts with Rome were at least 5.0 IP, including seven starts of 6.0 innings or more ... traded with 2 others players to Kansas City from Atlanta on 7/11, assigned to NW Arkansas.
- 2021: Drafted by Atlanta in the 12th round of the 2021 MLB Draft out of the University of Illinois ... made seven starts for Augusta (A) and went 2-2 with a 2.73 ERA (9 ER in 29.2 IP), while striking out 37 and walking eight (4.63 K/BB).

4SFB, 2SFB, SL, CH | CONSECUTIVE BATTERS RETIRED: 3 (8/26/2022)

SCORELESS STREAK: 2.1 IP (8/26/2022)

- 2022: Opened the season on NWA roster, did not appear in a game ... placed on IL 4/12, activated 6/30 ... 4 rehab games with ACL Royals: 7 K in 4.2 IP ... 4 of 13 Nationals appearances have been scoreless, has allowed 1 earned run or less in 8 of 13.
- 2021: Between Columbia (A) and Quad Cities (A+), went 4-3 across 35 games with a 3.94 ERA (26 ER in 59.1 IP) and 89 strikeouts ... his five saves were tied for sixth in the system, while 37.7% K% ranked 3rd (min. 50 IP) ... added to Kansas City's 40-man roster on Nov. 19, 2021.
- 2018: MISG: Was on the Kansas City Royals grounds crew as a high schooler in 2014 and 2015, and was given a World Series ring.

4SFB, SL, CH | CONSECUTIVE BATTERS RETIRED: 1 (8/25/2022)

SCORELESS STREAK: 0.1 IP (8/25/2022)

- 2022: Assigned to NWA on 8/12 from Quad Cities (A+) ... made one appearance for Omaha (AAA) on 6/1, pitched in 25 games for the River Bandits with a 2.65 ERA (10 ER in 34.0 IP), 3rd in the Midwest League with nine saves (in 15 tries) ... didn't allow an earned run in his last 12 games, 15.1 innings in High-A.
- 2021: Traded by Atlanta to Kansas City in exchange for Jorge Soler on 7/30 ... before the trade, pitched in 20 games with Rome (A+) and had a 3.26 ERA (11 ER in 30.1 IP) and 35 strikeouts ... made 14 relief appearances with Quad Cities (A+), went 2-2 with a 4.12 ERA (9 ER in 19.2 IP) and 23 strikeouts to just six walks ... five scoreless outings 8/15 - 9/1.
- 2019: Drafted by Atlanta in the 4th round out of Texas A&M, where he was teammates with Asa Lacy ... made his pro debut with the GCL Braves, then pitched in 13 games, 13 games Rome (A) and went 1-1 with a 1.31 ERA (3 ER in 20.2 IP) and 22 strikeouts.

4SFB, SL, CH | CONSECUTIVE BATTERS RETIRED: 3 (8/27/2022)

SCORELESS STREAK: 1.1 IP (8/27/2022)

- Ranked by MLB Pipeline as the No. 13 Royals prospect ... Ranked by Baseball America as the No. 8 Royals prospect
- 2022: Assigned to NW Arkansas 7/26 after seven starts with the ACL Royals (R) and one with Quad Cities (A+) ... across eight rehab games, went 0-1 with a 4.24 ERA (11 ER in 23.1 IP) and 32 strikeouts with five walks.
- 2021: Broke camp with NW Arkansas (AA) and started four games for the Nationals, going 2-0 with a 1.59 ERA (3 ER in 17.0 IP) ... exited his start 5/23 in SPR after striking out two and throwing 10 pitches ... missed the rest of the season after undergoing Tommy John surgery the first week of June ... added to KC's 40-man roster on 11/19/21.
- 2019: Threw the second no-hitter in Wilmington (A+) history on 7/15, with nine strikeouts and no walks on 98 pitches (63 strikes).

4SFB, SL, CH, CB | CONSECUTIVE BATTERS RETIRED: 1 (8/21/2022)

SCORELESS STREAK: 2.2 IP (8/21/2022)

- 2022: Began the season with NW Arkansas and pitched in three games, before being placed on the Injured List 4/23 ... began rehab assignment with the ACL Royals (R) on 6/9 and Quad Cities (A+) on 6/16, total of 6 rehab games (5 starts), 16.1 IP and 19 K ... activated from Injured List 7/6 ... 6 of 13 appearances have been scoreless this year, including 3. 0 innings on each 8/10 and 8/14 @ ARK ... made first Double-A start 8/23 vs. SPR, 3.2 IP.
- 2021: Assigned to Quad Cities (A+) to begin the season and pitched for the River Bandits for the first two months, before missing six weeks with an oblique injury ... in 15 games (14 starts), went 4-1 with a 3.35 ERA (20 ER in 53.2 IP), striking out 58 ... assigned to the Surprise Saguaros of the Arizona Fall League and pitched in six games (five starts) and went 1-1 with a 6.61 ERA (12 ER in 16.1 IP) while walking out 14.

4SFB, SL, CH | CONSECUTIVE BATTERS RETIRED: 0

SCORELESS STREAK: 2.2 IP (8/27/2022)

- Ranked by Baseball America as the No. 21 Royals prospect
- 2022: Did not allow a run across first four games and 11.1 IP of season ... 17 of 37 appearances have been scoreless ... on the development list from July 9 to July 22 ... leads the team with five saves.
- 2021: Spent the entire season with Northwest Arkansas, pitching in 26 games (11 starts) and going 2-4 with a 5.99 ERA (47 ER in 70.2 IP) ... ranked third on the Nationals pitching staff in strikeouts (70.2), and fifth in both games pitched and games started.
- 2019: Did not pitch due to injury ... had a nerve issue in his right bicep, only treatment was rest.

4SFB, 2SFB, SL, CH | CONSECUTIVE BATTERS RETIRED: 1 (8/26/2022)

SCORELESS STREAK: 0.1 IP (8/26/2022)

- 2022: Pitched a scoreless Cactus League inning with a strikeout on 3/29 against his dad's Seattle Mariners ... his 12.06 K/9 ranks third among Royals minor league pitchers with at least 50.0 IP, while 28.0% K% and .215 opponents' batting average rank fifth ... 20 of 36 appearances have been scoreless.
- 2021: Pitched 22 games for Quad Cities, went 1-0 with eight saves (in 10 chances) and a 3.19 ERA (11 ER in 31.0 IP) and 39 strikeouts ... eight saves ranked tied second in the Royals system ... 15 of his 22 outings were scoreless, only allowing more than one run three times.
- 2018: MISG: Full name is Jonah Seaver Dipoto, after Tom Seaver ... father Jerry Dipoto is currently the President of Baseball Operations for the Seattle Mariners, formerly their GM.

SI, 4SFB, SL, CH | CONSECUTIVE BATTERS RETIRED: 0

SCORELESS STREAK: 0.1 IP (8/24/2022)

## CAREER HIGHS

IP	7.0	(2x) Last: 8/5/18 vs. Grand Junction
K	7	(3x) Last: 7/22/21 vs. ACL Padres
BB	3	(2x) Last: 8/1/21 @ Charleston
H	9	(6x) Last: 9/17/21 vs. Springfield
R	9	(2x) Last: 7/18/18 @ Helena
NP	89	(2x) Last 9/4/18 vs. Ogden
IP	6.1	5/31/22 vs. Corpus Christi
K	11	5/14/21 vs. Tulsa
BB	6	7/10/22 vs. Tulsa
H	10	6/11/22 @ Tulsa
R	8	6/11/22 @ Tulsa
NP	98	(2x) Last: 6/11/22 @ Tulsa
IP	7.0	(2x) Last: 6/18/17 vs. Asheville
K	10	5/21/17 @ Charleston
BB	5	(6x) Last: 6/30/21 @ Springfield
H	10	6/18/21 @ San Antonio
R	7	6/18/21 @ San Antonio
NP	96	6/12/17 vs. Greenville
IP	5.1	7/16/22 vs. Greenville
K	11	7/10/22 @ Jersey Shore
BB	4	8/9/22 @ Arkansas
H	6	6/12/22 vs. Jersey Shore
R	7	8/9/22 @ Arkansas
NP	71	7/16/22 vs. Greenville
IP	5.0	(4x) Last: 8/25/21 vs. Wisconsin
K	10	8/16/19 @ AZL Mariners
BB	3	(2x) Last: 6/22/22 @ Wisconsin
H	7	(2x) Last: 8/25/21 vs. Wisconsin
R	6	(2x) Last: 6/1/22 vs. Indianapolis
NP	75	8/25/21 vs. Wisconsin
IP	7.0	6/9/22 @ Tulsa
K	10	(3x) Last: 7/32/22 vs. Springfield
BB	5	4/9/22 @ Springfield
H	12	7/29/19 vs. Missoula
R	9	7/29/19 vs. Missoula
NP	99	8/5/22 vs. Tulsa
IP	3.0	(5x) Last: 8/12/21 vs. Beloit
K	6	(5x) Last: 8/12/21 vs. Beloit
BB	5	(2x) Last: 6/22/22 vs. Corpus Christi
H	5	5/21/22 @ Arkansas
R	6	7/12/22 @ Corpus Christi
NP	56	7/1/21 vs. Cedar Rapids
IP	7.0	(3x) Last: 6/16/22 @ Asheville
K	10	4/21/22 @ Bowling Green
BB	4	(2x) Last: 7/22/22 vs. Springfield
H	8	(3x) Last: 7/22/22 vs. Springfield
R	5	(4x) Last: 8/19/22 vs. San Antonio
NP	100	8/26/22 vs. Springfield
IP	7.0	(2x) Last: 8/2/19 vs. Billings
K	10	(3x) Last: 8/2/19 vs. Billings
BB	5	6/24/18 @ Orem
H	10	8/20/17 @ Bluefield
R	11	8/20/17 @ Bluefield
NP	103	7/8/17 @ Danville
IP	3.0	(3x) Last: 7/13/22 vs. Great Lakes
K	4	(5x) Last: 5/8/22 @ Cedar Rapids
BB	3	(3x) Last: 5/14/22 vs. Wisconsin
H	5	7/10/21 vs. Bowling Green
R	5	7/10/21 vs. Bowling Green
NP	44	5/14/22 vs. Wisconsin
IP	9.0	7/16/19 vs. Carolina
K	12	7/11/22 vs. ACL Dodgers
BB	4	8/14/18 @ Billings
H	12	7/21/18 @ Missoula
R	7	(2x) Last: 7/21/18 @ Missoula
NP	98	(3x) Last: 8/1/19 vs. Fayetteville
IP	6.0	(3x) Last: 6/18/21 vs. Wisconsin
K	12	4/27/19 vs. Greenville
BB	6	6/23/19 vs. Greenville
H	9	5/26/21 @ Dayton
R	6	8/12/19 vs. Hickory
NP	95	4/27/19 vs. Greenville
IP	8.0	8/30/18 vs. Augusta
K	9	8/30/18 vs. Augusta
BB	5	(2x) Last: 8/1/21 vs. Wichita
H	8	6/22/18 vs. Charleston
R	8	6/22/18 vs. Charleston
NP	95	6/22/18 vs. Asheville
IP	3.0	(4x) Last: 5/16/21 vs. Cedar Rapids
K	6	5/16/21 vs. Cedar Rapids
BB	4	(2x) Last: 4/8/22 @ Springfield
H	4	(2x) Last: 6/15/22 vs. Arkansas
R	3	(5x) Last: 7/28/22 @ Wichita
NP	46	6/4/22 vs. Corpus Christi





## NATURALS RELIEVERS

PITCHER	LAST APPEARANCE (NWA)
13 Eldred, C.J.	TUE 8/23 vs. Springfield (2.1 IP)
22 Woods Jr., Stephen	FRI 8/26 vs. Springfield (2.0 IP)
31 Márquez, Emilio	THU 8/25 vs. Springfield (1.2 IP)
33 Klein, Will	WED 8/24 vs. Springfield (0.1 IP)
35 Webb, Nate	THU 8/25 vs. Springfield (2.0 IP)
39 Kalich, Kasey	SAT 8/27 vs. Springfield (1.1 IP)
41 Haake, Zach	SAT 8/27 vs. Springfield (2.2 IP)
45 Del Rosario, Yefri	FRI 8/26 vs. Springfield (1.0 IP)
55 Dipoto, Jonah	WED 8/24 vs. Springfield (1.2 IP)
38 Biasi, Dante	SUN 8/7 vs. Tulsa (2.0 IP)
Brentz, Jake	WED 6/22 vs. Springfield (0.0 IP)
Capps, Holden	SAT 6/25 vs. Springfield (1.2 IP)
51 Chamberlain, Christian	SAT 8/6 vs. Tulsa (2.0 IP)
Cosby, Christian	THU 6/16 vs. Arkansas (1.0 IP)
21 Lacy, Asa	THU 8/18 vs. San Antonio (1.0 IP)
Peacock, Matt	WED 6/15 vs. Arkansas (1.0 IP)
27 Pennington, Walter	WED 8/17 vs. San Antonio (2.0 IP)
Phillips, Zack	SUN 7/10 vs. Tulsa (1.0 IP)
Skoglund, Eric	FRI 7/15 @ Corpus Christi (2.2 IP)
Smith, Patrick	THU 5/12 vs. Wichita (0.1 IP)
Sottillet, Andres	SAT 7/23 vs. Springfield (1.1 IP)
Speier, Gabe	WED 6/15 vs. Arkansas (1.0 IP)
32 Veneziano, Anthony	SAT 5/14 vs. Wichita (4.2 IP)
Willeman, Zach	THU 5/26 @ Midland (2.0 IP)

## ENTRANCE SITUATION

LEAD	TRAIL	TIED
1	19	2
13	3	2
1	3	-
7	16	-
4	9	1
2	3	-
4	7	2
16	19	2
9	26	1
5	2	-
2	-	-
6	8	2
5	9	1
1	4	1
3	4	1
1	-	-
7	16	5
3	13	1
-	2	2
1	1	1
12	6	1
1	-	-
9	5	2
113	173	25

## INNING ENTERING THE GAME

1	2	3	4	5	6	7	8	9	10+
-	-	-	1	-	-	-	-	-	-
-	-	2	2	5	4	13	5	3	-
1	-	-	1	1	-	-	-	-	-
-	-	-	4	5	9	5	-	-	-
-	-	-	1	1	3	5	3	1	-
-	-	-	1	2	2	-	-	-	-
-	-	1	4	2	4	2	-	-	-
-	-	1	2	1	6	5	12	10	-
-	-	-	1	-	8	9	14	4	-
-	2	-	-	3	1	-	1	-	-
-	-	-	-	-	1	1	-	-	-
-	-	1	1	3	6	2	1	2	-
-	-	2	-	6	4	2	1	-	-
-	1	-	-	2	2	-	-	-	-
-	-	-	3	3	2	-	-	-	-
-	-	-	-	-	1	-	-	-	-
-	1	2	4	4	5	5	1	1	-
1	1	2	-	3	4	2	2	1	1
-	-	2	-	2	-	-	1	-	1
-	-	-	1	1	-	2	11	4	-
-	-	-	-	-	1	-	-	-	-
-	1	-	-	-	-	-	-	-	-
-	-	-	-	-	-	1	8	6	1
2	6	9	21	35	62	67	72	33	4

## INHERITED RUNNERS

BR INHER.	BR SCORE	% SCORE
1	1	100.0%
17	5	29.4%
3	2	66.7%
4	2	50.0%
22	13	59.1%
7	0	0.0%
11	9	81.8%
26	6	23.1%
35	16	45.7%
3	0	0.0%
-	-	-
10	3	30.0%
3	0	0.0%
5	4	80.0%
-	-	-
-	-	-
23	9	39.1%
11	0	0.0%
2	2	100.0%
-	-	-
12	0	0.0%
-	-	-
3	1	33.3%
5	3	60.0%
203	76	37.4%

## 1-2-3 INNINGS

TOTAL POSSIBLE		% 1-2-3
0	2	0.0%
8	40	20.0%
3	8	37.5%
10	26	38.5%
2	11	18.2%
2	5	40.0%
5	23	21.7%
12	52	23.1%
12	38	31.6%
5	19	26.3%
1	1	100.0%
4	20	20.0%
3	18	16.7%
1	8	12.5%
1	9	11.1%
0	1	0.0%
14	42	33.3%
9	29	31.0%
2	5	40.0%
-	-	-
9	27	33.3%
0	1	0.0%
1	4	25.0%
8	20	40.0%
112	409	27.4%

## STARTING PITCHER SPLITS

PITCHER	GS	W-L	TEAM W-L	R SUPPORT	SUPPORT/START
18 Marsh, Alec	21	1-12	4-17	39	1.86
32 Veneziano, Anthony	21	5-8	9-12	74	3.52
Biasi, Dante	15	3-5	9-6	46	3.07
Zerpa, Angel	13	2-5	5-8	47	3.62
Parrish, Drew	10	4-3	5-5	27	2.70
34 Hoffmann, Andrew	7	1-3	3-4	21	3.00
Murdoch, Noah	7	0-6	1-6	19	2.71
40 Bowlan, Jon	5	0-2	2-3	21	4.20
28 Sikkema, T.J.	5	0-3	2-3	9	1.80
Phillips, Zack	3	0-1	2-1	7	2.33
Klein, Will	3	0-0	2-1	7	2.33
Martinez, Marcelo	3	1-1	2-1	15	5.00
Lacy, Asa	3	0-1	2-1	11	3.67
Pennington, Walter	1	0-0	0-1	3	3.00
Haake, Zach	1	0-0	1-0	5	5.00
118	351	2.97			

## 1ST PITCH STRIKES

FPS	TBF	% FPS
247	447	55.3%
243	446	54.5%
149	285	52.3%
157	278	56.5%
134	215	62.3%
77	156	49.4%
71	153	46.4%
60	97	61.9%
53	91	58.2%
31	51	60.8%
15	30	50.0%
39	55	70.9%
24	51	47.1%
8	13	61.5%
4	17	23.5%
1,312	2,385	55.0%

## 1-2-3 INNINGS

TOTAL	POSSIBLE	% 1-2-3
24	97	24.7%
19	86	22.1%
12	61	19.7%
16	72	22.2%
28	54	51.9%
10	32	31.3%
6	28	21.4%
3	18	16.7%
5	18	27.8%
1	9	11.1%
0	3	0.0%
7	14	50.0%
3	9	33.3%
1	3	33.3%
0	3	0.0%
135	507	26.6%

## NATURALS STARTERS VS. RELIEVERS

STARTERS		RELIEVERS
17-49	W-L	32-20
5.95	ERA	6.21
518.2	INNINGS	517.1
551 (91)	HITS (HR)	568 (58)
377 (343)	R (ER)	407 (357)
276	BB	350
542	K	518
1.59	WHIP	1.77
.270	AVG	.278

## STARTING PITCHER/CATCHER MATCHUPS

PITCHER	SEBASTIAN RIVERO	LOGAN PORTER	TYLER CROPLEY	LUCA TRESH	TOTALS
18 Marsh, Alec	8 0-4 6.38 36.2 31 15 47	6 1-2 7.24 27.1 22 10 46	5 0-4 9.13 22.2 23 16 23	1 0-1 9.53 5.2 6 2 8	21 1-12 7.63 94.1 80 47 129
32 Veneziano, Anthony	6 2-3 5.33 25.1 19 17 27	5 0-1 7.94 22.2 20 16 28	7 2-3 8.11 30.0 27 23 31	- - - - - - -	21 5-8 6.49 94.1 68 60 102
38 Biasi, Dante	5 1-2 1.90 23.2 6 14 26	6 1-1 4.32 25.0 12 17 23	1 0-0 5.40 5.0 3 2 5	2 0-2 13.50 5.1 8 7 5	15 3-5 3.94 64.0 28 43 63
Zerpa, Angel	6 2-1 3.34 29.2 12 11 27	4 0-2 4.82 18.2 12 6 24	2 0-1 7.00 9.0 7 3 9	- - - - - - -	13 2-5 4.36 64.0 31 21 69
Parrish, Drew	4 1-1 3.32 19.0 8 7 16	3 2-1 3.16 17.1 6 4 11	- - - - - - -	- - - - - - -	10 4-3 2.13 55.0 13 14 48
34 Hoffmann, Andrew	1 0-1 7.94 5.2 5 4 2	2 1-1 5.23 10.1 6 3 9	1 0-0 2.08 4.1 1 4 4	3 0-1 6.92 13.0 10 6 9	7 1-3 5.94 33.1 22 17 24
Murdoch, Noah	3 0-3 9.75 12.0 13 10 8	2 0-2 14.04 8.1 13 3 9	1 0-1 3.00 6.0 2 2 4	7 0-6 9.00 30.0 30 20 25	7 0-6 9.00 30.0 30 20 25
40 Bowlan, Jon	1 0-1 7.71 4.2 4 1 3	- - - - - - -	2 0-1 9.82 7.1 8 3 9	2 0-0 6.75 8.0 6 3 4	5 0-2 8.10 20.0 18 7 16
28 Sikkema, T.J.	1 0-0 4.50 4.0 2 3 6	1 0-0 4.15 4.1 2 1 4	1 0-1 2.45 3.2 1 2 3	2 0-2 10.57 7.7 9 5 6	5 0-3 6.41 19.2 14 11 19
Phillips, Zack	2 0-1 16.20 5.0 10 4 4	1 0-0 9.00 4.0 4 2 5	- - - - - - -	- - - - - - -	3 0-1 13.00 9.0 13 6 9
33 Klein, Will	1 0-0 20.25 1.1 4 5 1	2 0-0 16.88 2.2 5 7 1	- - - - - - -	- - - - - - -	3 0-0 18.00 4.0 8 12 2
Martinez, Marcelo	1 1-0 1.50 6.0 1 1 7	2 0-0 3.38 8.0 5 6 10	- - - - - - -	- - - - - - -	3 1-0 2.57 14.0 4 7 17
21 Lacy, Asa	1 0-0 6.75 4.0 3 3 6	1 0-0 67.50 0.2 5 5 0	1 0-1 3.18 5.2 2 2 7	- - - - - - -	3 0-1 8.71 10.1 10 10 13
27 Pennington, Walter	- - - - - - -	- - - - - - -	1 0-0 3.00 3.0 1 0 3	- - - - - - -	1 0-0 3.00 3.0 1 0 3
41 Haake, Zach	- 9-7 6.31 178.1 143 122 175	15-6 4.98 157.1 87 85 174	1-6 8.22 92.0 84 74 82	1 0-0 7.36 3.2 3 1 3	32-20 6.21 517.1 357 350 518
Relievers	- 9-7 6.31 178.1 143 122 175	15-6 4.98 157.1 87 85 174	1-6 8.22 92.0 84 74 82	1 0-0 7.36 3.2 3 1 3	32-20 6.21 517.1 357 350 518
TOTALS	40 16-24 5.80 355.3 229 217 355	35 20-16 5.72 306.7 195 165 344	22 3-18 7.59 188.2 159 131 180	11 5-6 7.41 96.0 79 62 83	118 49-69 6.08 1036.0 700 626 1060
	CS/ATT 8/52 PCT 15.38%	CS/ATT 10/41 PCT 24.39%	CS/ATT 7/34 PCT 20.59%	CS/ATT 4/28 PCT 14.29%	CS/ATT 29/164 PCT 17.68%

TOTALS include games caught by Gavin Stupinski, including 10 starts, and pitchers went 5-5 with a 4.12 ERA (41 ER in 89.2 IP with 51 walks and 98 strikeouts)...CS/ATT: 0/9

## CATCHER PITCHING STATS

CATCHERS	W	L	ERA	GS	SV	IP	H	R	ER	HR	HB	BB	IBB	SO	WHIP	AVG	WP	GDP	TBF	SB	CS	ATT	%CS	PB
Sebastian Rivero	16	24	5.80	40	3	355.1	374	261	229	45	29	217	2	355	1.66	270	29	34	1,652	44	8	52	15.38%	9
Logan Porter	20	16	5.72	35	8	306.2	325	207	195	44	22	165	3	344	1.60	271	22	22	1,398	31	10	41	24.39%	2
2 Tyler Cropley	3	18	7.59	22	1	188.2	216	173	159	43	14	131	0	180	1.84	284	16	11	912	27	7	34	20.59%	3
11 Luca Tresh	5	6	7.41	11	1	96.0	123	91	79	10	13	62	0	83	1.93	308	8	7	481	24	4	28	14.29%	1
44 Gavin Stupinski	5	5	4.12	10	1	89.2	81	52	41	7	6	51	0	98	1.47	203	5	8	399	9	0	9	0.0%	0

## AUTOMATIC BALLS CALLED ON NATURALS PITCHERS (27)

DATE	INNING	UMPIRE	PITCHER (# IN '22)	COUNT AT CALL	BATTER RESULT (COUNT)	DATE	INNING	UMPIRE	PITCHER (# IN '22)	COUNT AT CALL	BATTER RESULT (COUNT)
1. 4/19/2022 @ Frisco	▼ 2	Jake Bruner	Alec Marsh (1)	0-0	Strikeout (1-2)	14. 7/3/2022 @ Amarillo	▼ 5	Isaias Barba	Stephen Woods Jr. (3)	0-0	Walk (3-2)
2. 4/19/2022 @ Frisco	▼ 8	Jake Bruner	Stephen Woods Jr. (1)	3-1	Walk (3-1)	15. 7/3/2022 @ Amarillo	▼ 7	Isaias Barba	Yefri Del Rosario (2)	2-2	Flyout (3-2)
3. 4/21/2022 @ Frisco	▼ 3	Benjamin Engstrand	Anthony Veneziano (1)	1-2	Walk (3-2)	16. 7/9/2022 vs. Tulsa	▲ 3	Steven Rios Jr.	Anthony Veneziano (2)	2-2	Single (3-2)
4. 4/26/2022 vs. Amarillo	▲ 3	Tanner Dobson	Drew Parrish (1)	0-0	Popout (1-2)	17. 7/10/2022 vs. Tulsa	▲ 3	Sean Searling	Alec Marsh (3)	1-1	Walk (3-1)
5. 4/30/2022 vs. Amarillo	▲ 3	Harrison Silverman	Alec Marsh (2)	1-1	Strikeout (3-2)	18. 7/10/2022 vs. Tulsa	▲ 6	Sean Searling	Zack Phillips (1)	2-2	Strikeout Swinging (3-2)
6. 5/1/2022 vs. Amarillo	▲ 1	Willie Traynor	Drew Parrish (2)	0-0	Popout (1-2)	19. 7/22/2022 vs. Springfield	▲ 6	Isaias Barba	Andrew Hoffmann (1)	3-0	Walk (3-0)
7. 5/21/2022 @ Arkansas	▼ 1	Chris Presley-Murphy	Will Klein (1)	0-2	Walk (3-2)	20. 7/24/2022 vs. Springfield	▲ 3	Casey James	Alec Marsh (4)	0-0	3-Run Double (2-0)
8. 5/26/2022 @ Midland	▼ 8	Benjamin Engstrand	Zach Willeman (1)	0-0	Bunt Single (1-0)	21. 7/28/2022 @ Wichita	▼ 6	Benjamin Engstrand	Jonah Dipoto (1)	2-0	Walk (3-0)
9. 6/14/2022 vs. Arkansas	▲ 7	Tanner Dobson	Holden Capps (1)	2-2	Double Play (3-2)	22. 7/28/2022 @ Wichita	▼ 8	Benjamin Engstrand	Stephen Woods Jr. (4)	2-1	Walk (3-2)
10. 6/16/2022 vs. Arkansas	▲ 4	Willie Traynor	Stephen Woods Jr. (2)	3-2	Walk (3-2)	23. 8/10/2022 @ Arkansas	▼ 6	Ray Patchen	Zach Haake (1)	0-1	Strikeout Looking (3-2)
11. 6/18/2022 vs. Arkansas	▲ 2	Harrison Silverman	Angel Zerpa (1)	3-1	Walk (3-1)	24. 8/13/2022 @ Arkansas	▼ 6	Ray Patchen	Stephen Woods Jr. (5)	1-1	Walk (3-1)
12. 6/23/2022 vs. Springfield	▲ 9	Pete Talkington	Yefri Del Rosario (1)	0-0	Walk (3-1)	25. 8/18/2022 vs. San Antonio	9	Benjamin Engstrand	Yefri Del Rosario (3)	2-2	Walk (3-2)
13. 6/25/2022 vs. Springfield	▲ 9	Ty Krauss	Andres Sottillet (1)	1-0	Walk (3-2)	26. 8/23/2022 vs. Springfield	4	Isaias Barba	C.J. Eldred (1)	0-0	Walk (3-0)
						27. 8/25/2022 vs. Springfield	▲ 9	Joe Belanova	Yefri Del Rosario (4)	0-0	Groundout (2-1)



## PLAYER

## QUICK NOTES

## CAREER HIGHS

1 JOHN  
RAVE

OUTFIELDER • L/L • 6'0" • 185 • 12/30/1997 (24)  
2019 MLB Draft — Round 5 (Illinois State)  
Born: Canton, Illinois • Resides: Bloomington, Illinois

2 TYLER  
CROPLEY

CATCHER • R/R • 5'11" • 185 • 12/10/1995 (26)  
Signed 10/8/2020 as a Minor League Free Agent  
Born: Sioux City, Iowa • Resides: Cedar Rapids, Iowa

4 MORGAN  
McCULLOUGH

INFILDER • L/R • 5'9" • 185 • 12/19/1997 (24)  
Signed 1/26/2022 as a Minor League Free Agent  
Born/Resides: Seattle, Washington

7 JEISON  
GUZMÁN

INFILDER • S/R • 6'2" • 205 • 10/8/1998 (23)  
Signed 8/10/2022 as a Minor League Free Agent  
Born/Resides: Santo Domingo, Dominican Republic

8 DIEGO  
HERNÁNDEZ

OUTFIELDER • L/L • 6'0" • 15 • 11/21/2000 (21)  
Signed 7/8/2017 as an International Free Agent  
Born/Resides: Santo Domingo Este, Dominican Republic

9 JAKE  
MEANS

INFILDER • R/R • 6'2" • 215 • 4/14/1996 (26)  
2019 MLB Draft — Round 22 (Indiana State)  
Born/Resides: Gardner, Kansas

11 LUCA  
TRESH

CATCHER • R/R • 6'1" • 193 • 1/11/2000 (22)  
2021 MLB Draft — Round 17 (NC State)  
Born: Clearwater Florida • Resides: Safety Harbor, Florida

12 TUCKER  
BRADLEY

OUTFIELDER • L/L • 6'0" • 206 • 5/6/1998 (24)  
Signed 6/23/2020 as a Non-Drafted Free Agent  
Born/Resides: Chickamauga, Georgia

16 ROBBIE  
GLENDINNING

INFILDER • R/R • 6'2" • 198 • 10/6/1995 (26)  
Signed 2/22/2022 as a Minor League Free Agent  
Born: Perth, Western Australia • Resides: Kansas City, MO

17 ANGELO  
CASTELLANO

INFILDER • R/R • 6'0" • 165 • 1/13/1995 (27)  
Signed 7/16/2011 as an International Free Agent  
Born/Resides: San Diego, Venezuela

19 TYLER  
GENTRY

OUTFIELDER • R/R • 6'2" • 200 • 2/1/1999 (23)  
2020 MLB Draft — Round 3 (Alabama)  
Born: Memphis, Tennessee • Resides: Arlington, Tennessee

25 SEULY  
MATIAS

OUTFIELDER • R/R • 6'3" • 225 • 9/4/1998 (23)  
Signed 7/4/2015 as an International Free Agent  
Born/Resides: La Isabela, Dominican Republic

26 CJ  
ALEXANDER

INFILDER • L/R • 6'5" • 215 • 7/17/1996 (26)  
Traded from Atlanta — 7/11/2022  
Born: Merrillville, Indiana • Resides: Fort Wayne, Indiana

- 2022: Began the season with NW Arkansas, transferred to Omaha (AAA) May 25 - June 4 and July 12-18 ... in 11 Triple-A games, hit .195 (8-for-41) ... produced the third 2-homer game of his career with Omaha on 7/17 @ Rochester, drove in four runs ... hit the Nationals' fifth grand slam, the second of his career in the 1st inning 6/28 @ AAA, his 7th homer of the season at the time ... has made at least 13 starts at each OF position with NWA ... 2-for-5 as PH.
- 2021: Named an MLB.com Organization All-Star in the outfield for Kansas City ... spent the season with Quad Cities (A+), playing in 77 games and hit .252/.352/.453 (70-for-278) ... hit 24 homers and stole 13 bases, making him one of five 13-13 players in the system in 2021.
- 2019: Assigned to Burlington (R) and played 15 games in the Appy League, promoted to Lexington (A) on 7/7, where he finished the season and won the SAL championship.

## HIT STREAK:

ON-BASE BASE STREAK: 11 Games (8/16 to 8/27) .333 (13-for-39), 7 BB

- 2022: Began the season with NWA, went 1-for-8 across four games, placed on IL 4/19, activated 6/14 ... rehabbed 5 games with ACL Royals and Columbia (A) from 6/6 to 6/12, went 4-for-16 with a double and walk ... first HR of the season on 7/4 vs. Tulsa ... has thrown 1.2 scoreless innings on mound (4/9 & 8/17).
- 2021: Spent the entire season with Northwest Arkansas (AA) ... across 26 games (19 starts), slashed .194/.325/.313 (13-for-67) with two home runs and six runs batted in ... 6 of his 13 hits came in the month of July, where he hit .261 (6-for-23) in 10 games, with a double and three walks ... caught 5 of 12 would-be base stealers (42.0% CS).
- 2018-20: Nationals 8th-round pick in 2018, hit .310 (13-for-42) over 14 games between the GCL Nationals and Auburn (A) ... limited to 41 games in 2019 with the Hagerstown Suns (A) and spent time on the injured list, hit .187/.294/.276 (23-for-123) ... released by Washington on May 29, 2022.

## HIT STREAK:

ON-BASE BASE STREAK:

- 2022: Began the season with Quad Cities (A+) and has totaled 64 games with the River Bandits, slashed .241/.370/.398 (46-for-191) with five HR and 23 RBI, playing 2B, 3B and SS ... assigned to NW Arkansas on 7/12, had hits in first two games with the Nationals ... back to Quad Cities 7/19, NWA again on 8/1.
- 2021: Played for the Kansas City Monarchs in the MLB Partner League American Association and was named the PURE Performance Rookie of the Year in the league ... slashed .333/.406/.557 (94-for-282) across 80 games for the league champions ... led the team in batting average, ranked fifth in the league.
- 2019-20: Drafted by Los Angeles (AL) in the 22nd Round of the 2019 draft out Alabama and split the season between Orem (R) and Burlington (A), slashing a combined .248/.352/.359 (49-for-198) with four home runs and 22 runs batted in ... released by the Angels on May 29, 2020.

## HIT STREAK: 2 Games (8/23 to 8/26) .333 (2-for-6)

ON-BASE BASE STREAK: 3 Games (8/20 to 8/26) .222 (2-for-9), 2 BB

- 2022: Assigned to NW Arkansas on 8/23 ... signed with Arizona 11/24/2021, began season on Amarillo injured list and played 8 games for Sod Poodles between 5/19 and 5/28, placed on Injured List 5/29 and released 6/5 ... singled by Royals 8/10, played 3 games in Arizona Complex League from 8/15 to 8/20.
- 2021: Began the season in Quad Cities (A+), assigned to Nationals from High-A Quad Cities on 8/12 ... in 32 games with NWA, hit .216 (27-for-125) with 10 XBH and 15 RBI, went 5-for-13 in AA-Central Championship Series ... helped the D.R. earn a bronze medal at Tokyo Olympics as starting SS, went 3-for-19 with HR across 6 games.
- 2020: Spent a majority of the regular season in the Royals' alternate training site, started switch-hitting again ... recalled to MLB club on Aug. 11, did not appear in a game, optioned on Aug. 14 ... non-tendered Dec. 2, re-signed Dec. 17 ... originally signed by Kansas City as an international free agent on July 3, 2015.

## HIT STREAK: 3 Games (8/23 to 8/26) .400 (4-for-10), 1 2B

ON-BASE BASE STREAK: 3 Games (8/23 to 8/26) .400 (4-for-10), 2 BB

- Ranked by MLB Pipeline as the No. 24 Royals prospect ... Ranked by Baseball America as the No. 30 Royals prospect.
- 2022: Assigned to NWA on 8/9 after beginning the season with Quad Cities (A+) ... in 83 game with the River Bandits, hit .279 (92-for-330) with 7 homers ... at the time of his promotion, ranked 6th in the Midwest League in steals (27, tied sixth in hits (92)) ... reached base in league-best 29 straight games between 5/11 and 6/22, hitting .363 in that span ... hit walk-off fielder's choice RBI on 8/19 vs. SA ... first Double-A HR was walk-off 2-run HR on 8/26 vs. SPR.
- 2021: Played in 74 games for Columbia (A) as the team's primary leadoff hitter and center fielder, finished fifth in the Low-A East with 34 stolen bases, playing ... his 35 total stolen bases tied Maikel Garcia for the fourth-most among all Royals minor leaguers.

## HIT STREAK: 2 Games (8/26 to 8/27) .444 (4-for-9), 1 2B, 1 HR

ON-BASE BASE STREAK: 4 Games (8/24 to 8/27) .294 (5-for-17), 2 BB

- 2022: Only Natural to make at least one start at every infield position: 1B (18), 2B (5), SS (5) & 3B (60), one of five players in the Texas League with 5+ starts at 4+ positions ... reached base 4 times in back-to-back games, 5/27 and 5/28 @ Midland ... doubled 6 times in 8-game stretch, 5/24 to 6/1.
- 2021: Spent the first month and a half of the season with Columbia (A) before a promotion to Quad Cities (A+) on 6/15, where he finished out the season ... combined to slash .222/.343/.429 (76-for-343) over 97 games, with 16 home runs and 52 runs batted in ... assigned to the Surprise Saguaros of the Arizona Fall League after the MiLB season ... across 19 games, slashed .171/.244/.271 (12-for-70) with four doubles.
- MISC: Younger brother of Baltimore SP John Means ... attended Gardner Edgerton HS, same high school as Bubba Starling ... college teammates with former Natural Clay Dungan

## HIT STREAK:

ON-BASE BASE STREAK:

- Ranked by MLB Pipeline as the No. 19 Royals prospect ... Ranked by Baseball America as the No. 18 Royals prospect.
- 2022: Assigned to NWA on 8/9 after beginning the season with Quad Cities (A+) ... over 80 games with the River Bandits, hit .273 (82-for-300) with 14 HR and 54 RBI ... at the time of his promotion, ranked tied ninth in the Midwest League in runs batted in (54) ... hit first Double-A HR on 8/21 vs. SA.
- 2021: Spent time with the ACL Royals Blue (R) and Columbia (A), combined to slash .226/.293/.359 (12-for-53) in 16 games, with four doubles, one home run and eight runs batted in ... assigned to the Surprise Saguaros of the Arizona Fall League after the Minor League season concluded and played in seven games, going 3-for-24 (.125 average).
- 2019-2021: Played collegiately at North Carolina State University ... in 2018, one of three players to start all 56 games, led the Wolfpack with 15 home runs.

## HIT STREAK: 2 Games (8/26 to 8/27) .375 (3-for-8), 1 HR

ON-BASE BASE STREAK: 8 Games (8/13 to 8/27) .258 (8-for-31), 2 BB, 2 HBP

- Ranked by MLB Pipeline as the No. 27 Royals prospect.
- 2022: Has reached base in 83 of 102 games (81.37%), has reached base multiple times in 51 games ... 1st on team with 31 multi-hit games ... has a .271 average and .366 OBP when batting first in the order ... two of nine home runs this season have been GRAND SLAMS, 4/23 @ Frisco and 5/12 vs. Wichita, both in 5th inning, first two of his pro career ... reached base at least twice in seven straight games from 7/26 to 8/2.
- 2021: Began his professional career splitting the year between Columbia (A) and Quad Cities (A+) and combined to slash .285/.380/.427 (94-for-330) with 30 extra-base hits and 45 runs batted in ... his .380 OBP ranked fourth among qualified Royals Minor Leaguers, while a .285 average and .807 OPS ranked eighth.
- MISC: Lists favorite college memory as playing at Baum-Walker Stadium his freshman season at the University of Georgia in 2017

## HIT STREAK:

ON-BASE BASE STREAK:

- 2022: Has reached base in 92 of 101 games this season (90.10%) ... has reached base multiple times in 49 games ... 4th in Texas League with 71 RBI, tied 10th with 18 HR ... reached base in first 15 games of the season, April 8-29 ... 11-game hitting streak from 6/24 to 7/5 with NINE multi-hit games ... hit his first career two-homer game 7/3 @ Amarillo and homered 5 times in 4 games, 6/30 to 7/3, during hitting streak ... on ACTIVE 21-game on-base streak.
- 2021: Did not play, missing the entire year after undergoing Tommy John surgery ... tore his UCL while playing catch in February 2021.
- 2017-2019: Drafted by Pittsburgh in the 21st Round in 2017 and spent three seasons in the Pirates' organization, slashing .274/.361/.417 (174-for-636) across 189 games, reaching as high as Double-A Altoona in 2019 ... named a Florida State League Mid-season All-Star in 2019.

## HIT STREAK:

ON-BASE BASE STREAK: 21 Games (8/2 to 8/27) .179 (12-for-67), 2 BB, 4 HBP

- 2022: In his 11th year as a member of the Royals' organization ... assigned to NWA on 8/9 after beginning the season with Omaha (AAA) ... over 59 games with the Storm Chasers, slashed .218/.318/.316 (38-for-174) while playing six different positions (1B, 2B, 3B, SS, LF & RF) ... made at least 10 starts at each SS (150.2 innings), 3B (121.0 innings) and 1B (115.0 innings) ... snapped 0-for-27 stretch with Nationals by singling in 1st AB on Sunday 8/21 vs. SA.
- 2012-2021: Played 714 games in the Royals' minor league system, slashing .236/.312/.316 (553-for-2342), with 26 HR and 249 RBI ... 2013 Dominican Royals Player of the Year ... 86 games with NW Arkansas between 2019 and 2021, hitting .267 over 14 games in 2021 before a promotion to Omaha (AAA), where he played in 80 games.

## HIT STREAK:

ON-BASE BASE STREAK: 3 Games (8/21 to 8/26) .250 (2-for-8), 4 BB

- Ranked by MLB Pipeline as the No. 10 Royals prospect ... Ranked by Baseball America as the No. 12 Royals prospect.
- 2022: Began season in Quad Cities (A+), assigned to NWA on 6/14 ... 7TH IN MiLB IN BATTING AVERAGE (.326) ... Royals system leader in AVG (.326), SLG (.539) and OPS (.967), 2nd in OBP (.428) ... 47 RBI in 55 games with NWA and has driven in at least one run in 27 of 55 games since joining the Nationals, has reached base in 50 of 55 games (90.91%) ... Texas League POTW week of 6/27-7/3, hit .435 (10-for-23) with 6 XBH (2 2B, 4 HR), 11 RBI & 1.543 OPS.
- 2021: Spent his first pro season in Quad Cities (A+), slashing .259/.395/.449 (38-for-147) in 44 games with the River Bandits ... played everyday for the first two months of the season ... placed on the 7-Day injured list on 7/14 and then the 60-Day IL 8/2 ... recorded hits in 30 of 43 games with at least one plate appearance, reached in 38 of 43 games.

## HIT STREAK:

ON-BASE BASE STREAK: 22 Games (7/30 to 8/27) .333 (26-for-78), 18 BB, 6 HBP

- Rated as having the "Best Outfield" among Royals' prospects in Baseball America's Best Tools surveys for five straight years, 2018 to 2022.
- 2022: Hit 14th walk-off HR in Nationals history, 6/4 vs. CC, two-run homer in 10th, his team-leading 9th HR of the season ... 5 of 10 hits in June were home runs ... 9th career two-homer game on 6/28 @ Amarillo, career-best 6 RBI in the game ... 2 HR in 12 games in August ... after not homering in July (19 games).
- 2021: Split the season between Quad Cities (A+) and Northwest Arkansas (AA), with a rehab appearance for the ACL Royals, playing in 64 total games with a .213/.309/.511 (50-for-235) slash line ... after the MiLB season, assigned to Surprise of the Arizona Fall League, tied for the team lead both with six home runs and 20 runs batted in.

## HIT STREAK:

ON-BASE BASE STREAK:

- 2022: Began season with Mississippi Braves (AA) in the Southern League, traded with 2 players to Kansas City from Atlanta on 7/11, assigned to NWA ... in 68 games with the M-Braves, hit .258 (70-for-271) with 15 HR and 43 RBI ... over 100 combined games, 5th in Double-A with 78 RBI, tied 5th with 24 HR ... 12 of 32 games with NWA have been multi-hit games, with 35 RBI in 32 games ... Double-A leader in Avg. in RBI (27), league leader in HR (8), 3rd in TB (52).
- 2018-21: Played 182 games in the Braves' system, between R, A, A+ and AA ... slashed .229/.310/.374 (144-for-628) with 14 HR and 66 RBI ... began and ended 2019 in Double-A with Mississippi, spent July in High-A with the Florida Fire Frogs ... played 87 games in Double-A with league-champion Mississippi in 2021.
- MISC: Brother Blaze Alexander is prospect in the Arizona Diamondbacks system, currently plays in the Texas League for Amarillo.

## HIT STREAK: 4 Games (8/24 to 8/27) .333 (5-for-15), 2 2B, 1 HR

ON-BASE BASE STREAK: 4 Games (8/24 to 8/27) .333 (5-for-15), 1 BB

H	4	(2x) Last: 8/1/21 vs. South Bend
HR	4	(2x) Last: 6/28/22 @ Amarillo
R	2	(3x) Last: 7/17/22 @ Rochester
RBI	5	(3x) Last: 6/28/22 @ Amarillo
BB	3	(2x) Last: 5/17/22 @ Arkansas
SB	3	8/22/21 @ South Bend
H	3	6/12/22 vs. Augusta
R	2	(6x) Last: 6/14/22 vs. Arkansas
HR	1	(5x) Last: 7/5/22 vs. Tulsa
RBI	3	(2x) Last: 5/23/21 @ Springfield
BB	2	(7x) Last: 8/4/22 vs. Tulsa
SB	1	(3x) Last: 6/12/22 vs. Augusta
H	3	(4x) Last: 6/30/22 vs. Peoria
R	2	(1x) Last: 6/29/22 vs. Peoria
HR	1	(9x) Last: 7/1/22 vs. Peoria
RBI	4	5/22/22 @ Dayton
BB	3	8/1/19 @ Grand Junction
SB	1	(7x) Last: 6/22/22 @ Wisconsin
H	4	(3x) Last: 6/15/19 @ Columbia
R	3	(4x) Last: 6/17/21 vs. Wisconsin
HR	1	(9x) Last: 5/28/22 @ Arkansas
RBI	4	(2x) Last: 8/4/19 @ Kannapolis
BB	3	7/7/16 @ AZL Mariners
SB	2	(5x) Last: 5/5/21 @ South Bend
H	4	(4x) Last: 7/24/22 @ South Bend
R	4	7/24/22 @ South Bend
HR	1	(10x) Last: 8/26/22 vs. Springfield
RBI	3	(3x) Last: 6/21/22 @ Wisconsin
BB	3	(2x) Last: 5/18/21 @ Kannapolis
SB	3	(3x) Last: 5/31/22 vs. Beloit
H	4	8/12/19 @ Greenville
R	4	7/9/21 @ Wisconsin
HR	1	(30x) Last: 8/17/22 vs. San Antonio
RBI	4	(3x) Last: 8/14/22 vs. Arkansas
BB	3	(3x) Last: 7/9/21 @ Wisconsin
SB	2	8/1/22 vs. San Antonio
H	4	6/21/22 @ Wisconsin
R	4	4/24/22 @ Wisconsin
R	2	8/4/22 vs. Wisconsin
HR	4	(2x) Last: 8/4/22 vs. Wisconsin
BB	3	8/3/22 vs. Wisconsin
SB	1	(3x) Last: 8/7/22 vs. Wisconsin
H	3	(16x) Last: 8/7/22 vs. Tulsa
R	3	(4x) Last: 8/17/22 @ Corpus Christi
HR	2	8/10/21 vs. Beloit
RBI	5	6/24/21 @ Beloit
BB	3	(2x) Last: 7/27/22 @ Wichita
SB	3	7/9/22 vs. Tulsa
H	4	5/3/19 vs. Lakeland
R	3	(6x) Last: 7/3/22 @ Amarillo
HR	2	7/3/22 @ Amarillo
RBI	5	7/17/22 @ Corpus Christi
BB	4	8/25/22 vs. Springfield
SB	2	6/3/19 @ Daytona
H	4	(5x) Last: 8/18/17 vs. Asheville
R	4	6/26/16 @ Grand Junction
HR	2	7/19/19 @ Amarillo
RBI	5	7/17/22 @ Rochester
BB	3	(4x) Last: 8/2/17 vs. West Virginia
SB	2	7/13/16 vs. Helena
H	4	7/6/22 vs. Tulsa
R	4	(2x) Last: 7/17/22 @ Corpus Christi
HR	2	(2x) Last: 6/29/22 @ Amarillo
RBI	6	6/2/21 vs. Beloit
BB	3	(4x) Last: 7/17/22 @ Corpus Christi
SB	1	(13x) Last: 8/19/22 vs. San Antonio
H	3	(16x) Last: 6/28/22 @ Amarillo
R	3	(4x) Last: 5/28/22 @ Midland
HR	2	(9x) Last: 6/28/22 @ Amarillo
RBI	6	6/28/22 @ Amarillo
BB	3	5/4/22 @ Springfield
SB	1	(21x) Last: 7/15/22 @ Corpus Christi
H	3	(14x) Last: 8/14/22 @ Arkansas
R	4	8/17/22 vs. San Antonio
HR	2	(5x) Last: 8/11/22 @ Arkansas
RBI	6	(2x) Last: 8/5/22 vs. Tulsa
BB	3	(2x) Last: 7/2/18 vs. Bristol
SB	2	(2x) Last: 5/26/22 @ Pensacola





So Nice, They Did It		Multi-Hit Games					Multi-Run Games					Multi-RBI Games					Multi-BB Games					Multi-K Games					Multi-SB Games										
		Twice (Or More)	2	3	4	5+	T	2	3	4	5+	T	2	3	4	5+	T	2	3	4	5+	T	2	3	4	5+	T	2	3	4	5+	T					
26	Alexander, CJ	11	1	-	-	12	3	-	1	-	4	4	4	1	1	10	-	-	-	-	-	6	2	1	-	9	-	-	-	-	-	-	-	-	-	-	-
	Bates, Parker	-	-	-	-	-	-	-	-	-	-	-	-	-	-	-	-	-	-	-	-	1	-	-	-	1	1	-	-	-	-	-	-	-	-	1	
	Bewley, Brhet	5	1	-	-	6	2	-	-	-	2	2	-	-	-	2	2	-	-	-	2	5	3	-	-	8	-	-	-	-	-	-	-	-	-	-	
12	Bradley, Tucker	24	7	-	-	31	14	1	-	-	15	8	1	2	-	11	5	1	-	-	6	16	1	-	-	17	2	1	-	-	-	-	-	-	-	3	
17	Castellano, Angelo	-	-	-	-	-	1	-	-	-	1	-	-	-	-	-	1	-	-	-	1	2	-	-	-	2	-	-	-	-	-	-	-	-	-	-	
2	Cropley, Tyler	2	-	-	-	2	2	-	-	-	2	-	-	-	-	-	2	-	-	-	2	1	-	-	-	1	-	-	-	-	-	-	-	-	-	-	
	Eaton, Nate	5	4	-	-	9	1	2	-	-	3	4	-	-	-	4	2	-	-	-	2	8	-	-	-	8	1	-	-	-	-	-	-	-	-	1	
	Garcia, Maikel	21	5	1	-	27	12	3	1	-	16	5	2	-	-	7	6	1	-	-	7	14	1	1	-	16	6	-	-	-	-	-	-	-	-	6	
19	Gentry, Tyler	15	5	1	-	21	11	1	2	-	14	6	2	3	-	11	6	1	-	-	7	12	3	-	-	15	-	-	-	-	-	-	-	-	-	-	
16	Glendinning, Robbie	24	4	-	-	28	8	5	-	-	13	12	6	1	1	20	7	1	1	-	9	27	15	-	-	42	-	-	-	-	-	-	-	-	-	-	-
	Grotjohn, Ryan	1	-	-	-	1	-	-	-	-	-	3	-	-	-	3	3	-	-	-	3	6	4	-	-	10	-	-	-	-	-	-	-	-	-	-	
7	Guzmán, Jeison	1	-	-	-	1	-	-	-	-	-	-	-	-	-	-	-	-	-	-	-	1	-	-	-	1	-	-	-	-	-	-	-	-	-	-	
8	Hernández, Diego	2	3	-	-	5	2	-	-	-	2	1	-	-	-	1	-	-	-	-	-	3	-	-	-	3	-	-	-	-	-	-	-	-	-	-	
	Loftin, Nick	18	7	1	-	26	12	5	1	-	18	9	-	-	-	10	9	2	-	-	11	7	1	-	-	8	2	-	-	-	-	-	-	-	-	2	
	Massey, Michael	8	11	-	-	19	8	-	-	-	8	5	2	3	-	10	1	2	-	-	3	8	2	1	-	11	-	-	-	-	-	-	-	-	-	-	
25	Matias, Seuly	10	5	-	-	15	5	2	-	-	7	9	5	-	1	15	5	1	-	-	6	27	11	1	-	39	-	-	-	-	-	-	-	-	-	-	
4	McCullough, Morgan	2	-	-	-	2	-	-	-	-	-	-	-	-	-	-	-	-	-	-	5	2	-	-	7	-	-	-	-	-	-	-	-	-	-	-	
9	Means, Jake	12	2	-	-	14	9	-	-	-	9	7	3	1	-	11	8	-	-	-	8	16	8	-	-	24	1	-	-	-	-	-	-	-	-	1	
	Porter, Logan	23	3	-	-	26	7	-	-	-	7	10	-	-	-	10	12	1	-	-	13	16	-	1	-	17	-	-	-	-	-	-	-	-	-	-	
1	Rave, John	21	4	-	-	25	7	-	1	-	8	13	7	-	1	21	11	2	-	-	13	20	3	-	-	23	1	-	-	-	-	-	-	-	-	1	
	Rivero, Sebastian	7	1	-	-	8	2	1	-	-	3	5	2	-	-	7	4	-	-	-	4	6	2	-	-	8	-	-	-	-	-	-	-	-	-	-	
44	Stupiński, Gavin	3	-	-	-	3	-	-	-	-	1	-	-	-	-	1	-	-	-	-	-	5	1	-	-	6	-	-	-	-	-	-	-	-	-	-	
11	Tresh, Luca	2	-	-	-	2	1	-	-	-	1	2	-	-	-	2	-	-	-	-	-	4	-	-	-	4	-	-	-	-	-	-	-	-	-	-	
		217	63	3	0	271	107	20	6	0	129	106	34	11	5	146	84	12	1	0	97	216	59	5	0	271	14	1	0	0	0	15					

## HITTING STREAKS

PLAYER	CURRENT	LONGEST	DATES/RESULTS							
			START	END	AVG	2B	3B	HR	RBI	OPS
26 Alexander, CJ	4	9	7/31	8/11	.378 (14-37)	1	1	6	15	1.361
12 Bradley, Tucker	-	7	7/12	7/23	.323 (10-31)	3	0	0	4	.819
17 Castellano, Angelo	-	2	8/21	8/25	.333 (2-6)	0	0	0	0	.889
2 Cropley, Tyler	-	4	4/17	6/19	.444 (4-9)	1	0	0	1	1.171
19 Gentry, Tyler	-	10	6/26	7/8	.474 (18-38)	3	0	4	13	1.400
16 Glendinning, Robbie	-	11	6/24	7/6	.468 (22-47)	5	0	7	14	1.549
7 Guzmán, Jeison	3	3	8/23	8/26	.400 (4-10)	1	0	0	1	1.000
8 Hernández, Diego	2	4	8/17	8/21	.450 (9-20)	2	0	0	2	1.050
25 Matias, Seuly	-	6	7/13	7/27	.300 (6-20)	2	1	0	1	.940
4 McCullough, Morgan	2	6	7/16	8/10	.318 (7-22)	2	0	0	1	.816
9 Means, Jake	-	9	8/17	8/26	.303 (10-33)	2	0	2	10	.984
1 Rave, John	-	7	8/16	8/23	.345 (10-29)	1	0	2	5	.980
11 Tresh, Luca	2	3	8/19	8/23	.333 (4-12)	1	0	1	3	1.096

BOLD indicates longest streak in 2022 among active players

## ON-BASE STREAKS

PLAYER	CURRENT	LONGEST	DATES/RESULTS							
			START	END	AVG	2B	HR	BB	HBP	OBP
26 Alexander, CJ	4	9	7/31	8/11	.378 (14-37)	1	6	3	0	.415
12 Bradley, Tucker	-	12	6/24	7/9	.395 (15-38)	4	0	7	1	.500
17 Castellano, Angelo	-	3	8/21	8/27	.250 (2-8)	0	0	4	0	.500
2 Cropley, Tyler	-	4 (3x)	7/31	8/6	.267 (4-15)	3	0	2	0	.353
19 Gentry, Tyler	22	22	7/30	8/27	.333 (26-78)	1	4	18	6	.485
16 Glendinning, Robbie	27	27	8/2	8/27	.179 (12-67)	0	2	22	4	.404
7 Guzmán, Jeison	3	3	8/23	8/26	.400 (4-10)	1	0	2	0	.500
8 Hernández, Diego	4	4	8/17	8/21	.450 (9-20)	2	0	2	0	.500
25 Matias, Seuly	-	11	6/2	6/22	.182 (6-33)	0	3	8	3	.386
4 McCullough, Morgan	3	7	7/15	8/10	.280 (7-25)	2	0	3	2	.387
9 Means, Jake	-	11	8/14	8/26	.282 (11-39)	2	2	10	0	.429
1 Rave, John	17	17	8/16	8/27	.333 (13-39)	2	2	7	0	.426
11 Tresh, Luca	8	8	8/13	8/27	.258 (8-31)	1	2	2	2	.343

Italics indicates longest personal streak is active

## PITCHES/PLATE APPEARANCE &amp; PLATE APPEARANCE DEPTH

PLAYER	AVG. P/PA	TOTAL PA	TOTAL P	LONGEST PA (#)	DATE	INN.	PITCHER	RESULT
26 Alexander, CJ	3.87	142	550	9 (2x)	August 27	▼ 1	Logan Gragg (SPR)	Groundout (4-3)
Bates, Parker	4.17	12	50	9 (2x)	June 4	▼ 3	Misael Tamarez (CC)	Walk
Bewley, Brhet	3.99	131	523	9	June 12	▲ 9	Guillermo Zuniga (TUL)	RBI Walk
12 Bradley, Tucker	3.81	431	1,640	10	August 4	▼ 2	Alec Gamboa (TUL)	Strikeout Swinging
17 Castellano, Angelo	4.17	46	192	9	August 9	▲ 5	Emerson Hancock (ARK)	Strikeout Swinging
2 Cropley, Tyler	3.54	84	297	9	August 6	▼ 4	Gavin Stone (TUL)	Lineout (L7)
Eaton, Nate	3.79	159	602	8 (2x)	May 22	▲ 6	Peyton Alford (ARK)	Strikeout Swinging
Garcia, Maikel	3.77	369	1,390	9 (4x)	July 8	▼ 9	Gus Varland (TUL)	Strikeout Looking
19 Gentry, Tyler	4.07	253	1,030	9 (3x)	August 27	▼ 4	Logan Gragg (SPR)	Strikeout Swinging
16 Glendinning, Robbie	4.31	451	1,942	11	May 18	▲ 5	Taylor Dollard (ARK)	Groundout (6-3)
Grotjohn, Ryan	4.26	84	358	9 (2x)	May 26	▲ 5	Jack Cushing (MID)	Walk
7 Guzmán, Jeison	4.58	12	55	7	August 23	▼ 6	Logan Gragg (SPR)	Walk
8 Hernández, Diego	3.24	68	220	8	August 10	▲ 8	Travis Kuhn (ARK)	Strikeout Swinging
Loftin, Nick	3.57	425	1,516	9 (3x)	June 18	▼ 1	Connor Jones (ARK)	Walk
Massey, Michael	3.75	248	930	10 (3x)	May 12	▼ 6	Louie Varland (WCH)	Home Run (Solo)
25 Matias, Seuly	4.07	363	1,477	12	June 2	▼ 5	Chandler Casey (CC)	Walk
4 McCullough, Morgan	3.92	74	290	9	August 17	▼ 8	Edwyn Bencomo (SA)	Double
9 Means, Jake	3.95	370	1,461	10	June 9	▲ 5	John Rooney (TUL)	Strikeout Swinging
Porter, Logan	4.11	327	1,343	9 (4x)	July 2	▲ 6	Jeff Bain (AMA)	Walk
1 Rave, John	4.34	396	1,719	8	April 16	▼ 7	Steven Cruz (WCH)	Walk
Rivero, Sebastian	3.81	178	678	11 (2x)	July 9	▼ 6	Alec Gamboa (TUL)	Walk
44 Stupiński, Gavin	3.80	46	175	7 (2x)	June 5	▼ 9	Joaquín Torres (CC)	Flyout (F7)
11 Tresh, Luca	3.50	48	168	7 (4x)	August 27	▼ 9	Dalton Roach (SPR)	Flyout (F8)
					3.94	4,717	18,606	

## PINCH-HITTING LOG

#	DATE	INNING	PINCH HITTER	HITTING FOR	RESULT
1.	April 15 vs. Wichita	▼ 9	John Rave	Tyler Cropley	Groundout (3-1)
2.	April 16 vs. Wichita	▼ 8	Maikel Garcia	Ryan Grotjohn	Lineout (L7)
3.	April 17 vs. Wichita	▼ 6	Sebastian Rivero	Tyler Cropley	Single
4.	April 19 @ Frisco	▲ 9	Tucker Bradley	Jake Means	Strikeout Looking
5.	April 21 @ Frisco	▲ 9	Ryan Grotjohn	Logan Porter	Strikeout Swinging
6.	April 21 @ Frisco	▲ 9	Gavin Stupiński	Jake Means	Flyout (F9)
7.	April 22 @ Frisco	▲ 9	Ryan Grotjohn	Michael Massey	Strikeout Swinging
8.	April 26 vs. Amarillo	▼ 8	Tucker Bradley	Jake Means	Flyout (F8)
9.	April 27 vs. Amarillo	▼ 8	Gavin Stupiński	Logan Porter	Strikeout Swinging
10.	April 30 vs. Amarillo	▼ 9	Robbie Glendinning	Ryan Grotjohn	Strikeout Swinging
11.	May 18 @ Arkansas	▲ 9	Tucker Bradley	Jake Means	RBI Groundout (3U)
12.	May 19 @ Arkansas	▲ 9	Ryan Grotjohn	Logan Porter	Flyout (F7)
13.	May 22 @ Arkansas	▲ 8	Brhet Bewley	Maikel Garcia	Strikeout Swinging
14.	May 29 @ Midland	▲ 9	Logan Porter	Gavin Stupiński	Strikeout Swinging
15.	June 3 vs. Corpus Christi	▼ 7	Tucker Bradley	Michael Massey	Strikeout Swinging
16.	June 29 @ Amarillo	▲ 8	Brhet Bewley	Nick Loftin	Single
17.	June 29 @ Amarillo	▲ 8	Ryan Grotjohn	John Rave	Strikeout Swinging
18.	July 2 @ Amarillo	▲ 9	Tucker Bradley	Tyler Cropley	Walk
19.	July 2 @ Amarillo	▲ 9	John Rave	Brhet Bewley	Sacrifice Fly #7
20.	July 8 vs. Tulsa	▼ 9	John Rave	Jake Means	Strikeout Looking
21.	July 8 vs. Tulsa	▼ 9	Tucker Bradley	Tyler Cropley	Single
22.	July 10 vs. Tulsa	▼ 9	Logan Porter	Tyler Cropley	Flyout (F9)
23.	July 24 vs. Springfield	▼ 7	John Rave	Maikel Garcia	RBI Double
24.	August 11 @ Arkansas	▲ 9	Diego Hernández	Angelo Castellano	Groundout (4-3)
25.	August 17 vs. San Antonio	▼ 6	Tyler Cropley	Tucker Bradley	Popout (P3)
26.	August 26 vs. Springfield	▼ 9	John Rave	Morgan McCullough	Double





HR #	PLAYER (SEASON #)	GM # - DATE	OPPONENT	DIRECTION	ON BASE	INNING	OUTS	COUNT	SCORE	FINAL
1	Jake Means (1)	3 - 4/10/2022	@ Springfield	RCF	1	2	2	1-1	2-3	L, 10-5
2	John Rave (1)	10 - 4/19/2022	@ Frisco	RF	1	3	1	2-2	2-0	L, 4-3
3	Robbie Glendinning (1)	11 - 4/20/2022	@ Frisco	LCF	0	2	2	3-1	1-0	W, 7-2
4	Nick Loftin (1)	11 - 4/20/2022	@ Frisco	LCF	1	3	1	0-0	3-1	W, 7-2
5	Seuly Matias (1)	11 - 4/20/2022	@ Frisco	LF	1	5	1	1-1	5-2	W, 7-2
6	John Rave (2)	12 - 4/21/2022	@ Frisco	LCF	0	2	1	2-1	1-0	L, 12-2
7	Seuly Matias (2)	12 - 4/21/2022	@ Frisco	LCF	0	4	0	0-2	2-7	L, 12-2
8	Michael Massey (1)	13 - 4/22/2022	@ Frisco	LCF	1	1	1	1-1	2-0	W, 11-2
9	Nick Loftin (2)	13 - 4/22/2022	@ Frisco	LCF	3	2	2	0-0	6-0	W, 11-2
10	Tucker Bradley (1)	14 - 4/23/2022	@ Frisco	LCF	3	5	1	2-1	9-0	W, 12-4
11	Michael Massey (2)	14 - 4/23/2022	@ Frisco	CF	0	8	1	0-2	11-3	W, 12-4
12	Nate Eaton (1)	14 - 4/23/2022	@ Frisco	LCF	0	9	0	3-2	12-3	W, 12-4
13	Michael Massey (3)	15 - 4/24/2022	@ Frisco	RCF	0	4	0	1-0	1-2	W, 4-3
14	Robbie Glendinning (2)	16 - 4/26/2022	vs. Amarillo	LCF	2	11	2	1-1	5-6	L, 6-5
15	Seuly Matias (3)	17 - 4/27/2022	vs. Amarillo	LF	0	2	0	0-0	2-2	W, 12-6
16	Sebastian Rivero (1)	17 - 4/27/2022	vs. Amarillo	LF	0	4	0	0-1	3-3	W, 12-6
17	Sebastian Rivero (2)	17 - 4/27/2022	vs. Amarillo	LF	1	6	2	0-0	12-5	W, 12-6
18	Jake Means (2)	18 - 4/28/2022	vs. Amarillo	LF	0	3	0	0-1	1-0	L, 9-5
19	Nate Eaton (2)	19 - 4/29/2022	vs. Amarillo	LF	0	2	0	1-0	1-0	W, 8-7
20	Sebastian Rivero (3)	20 - 4/30/2022	vs. Amarillo	RCF	0	2	2	1-1	1-2	L, 7-5
21	Ryan Grotjohn (1)	20 - 4/30/2022	vs. Amarillo	RCF	1	2	2	3-2	3-2	L, 7-5
22	Michael Massey (4)	20 - 4/30/2022	vs. Amarillo	RCF	1	3	1	1-2	5-2	L, 7-5
23	Logan Porter (1)	21 - 5/1/2022	vs. Amarillo	LF	1	2	1	0-1	3-1	W, 9-5
24	Robbie Glendinning (3)	21 - 5/1/2022	vs. Amarillo	LF	1	3	2	0-0	5-2	W, 9-5
25	Michael Massey (5)	21 - 5/1/2022	vs. Amarillo	RF	2	7	0	1-2	8-2	W, 9-5
26	Robbie Glendinning (4)	23 - 5/4/2022	@ Springfield	LF	1	5	0	1-0	7-1	W, 13-3
27	Seuly Matias (4)	24 - 5/5/2022	@ Springfield	LCF	0	5	1	1-1	2-4	W, 9-6
28	Brhet Bewley (1)	24 - 5/5/2022	@ Springfield	LCF	0	6	0	1-0	3-5	W, 9-6
29	Tucker Bradley (2)	24 - 5/5/2022	@ Springfield	RF	0	6	0	2-2	4-5	W, 9-6
30	Nick Loftin (3)	24 - 5/5/2022	@ Springfield	LCF	1	7	1	1-1	9-5	W, 9-6
31	Nate Eaton (3)	27 - 5/8/2022	@ Springfield	LCF	0	2	0	1-0	1-0	W, 9-5
32	Logan Porter (2)	27 - 5/8/2022	@ Springfield	LF	0	5	0	2-0	2-0	W, 9-5
33	Seuly Matias (5)	28 - 5/10/2022	vs. Wichita	LCF	2	3	2	0-1	4-0	W, 7-4
34	Robbie Glendinning (5)	28 - 5/10/2022	vs. Wichita	LF	0	8	1	0-2	7-4	W, 7-4
35	Logan Porter (3)	29 - 5/11/2022	vs. Wichita	LCF	0	7	0	3-1	1-3	L, 4-3
36	Michael Massey (6)	30 - 5/12/2022	vs. Wichita	LF	0	6	0	3-2	4-4	L, 10-4
37	Tucker Bradley (3)	31 - 5/13/2022	vs. Wichita	RCF	3	5	0	0-0	4-0	W, 7-0
38	Nick Loftin (4)	31 - 5/13/2022	vs. Wichita	LF	1	7	2	3-1	7-0	W, 7-0
39	Logan Porter (4)	32 - 5/14/2022	vs. Wichita	RCF	0	2	2	2-2	1-4	L, 7-6
40	Michael Massey (7)	37 - 5/21/2022	@ Arkansas	RF	2	3	1	0-0	4-4	W, 11-4
41	John Rave (3)	38 - 5/22/2022	@ Arkansas	RF	2	3	2	1-1	5-0	W, 10-5
42	Tucker Bradley (4)	38 - 5/22/2022	@ Arkansas	RCF	2	5	2	1-1	10-1	W, 10-5
43	Robbie Glendinning (6)	39 - 5/24/2022	@ Midland	RF	1	1	2	0-1	2-0	W, 8-5
44	Michael Massey (8)	39 - 5/24/2022	@ Midland	RCF	3	7	2	1-2	7-3	W, 8-5
45	Seuly Matias (6)	40 - 5/25/2022	@ Midland	LF	0	2	1	2-2	2-0	W, 11-3
46	Nate Eaton (4)	40 - 5/25/2022	@ Midland	LF	0	5	1	2-0	6-1	W, 11-3
47	Nick Loftin (5)	42 - 5/27/2022	@ Midland	LCF	0	3	2	1-0	7-1	W, 14-6
48	Seuly Matias (7)	43 - 5/28/2022	@ Midland	LF	0	6	0	0-1	5-5	W, 9-7
49	Tucker Bradley (5)	43 - 5/28/2022	@ Midland	CF	0	8	2	0-1	6-7	W, 9-7
50	Jake Means (3)	44 - 5/29/2022	@ Midland	LCF	0	8	0	0-0	1-3	L, 3-1
51	Seuly Matias (8)	45 - 5/31/2022	vs. Corpus Christi	LF	0	7	0	3-2	7-8	L, 8-7
52	Jake Means (4)	48 - 6/3/2022	vs. Corpus Christi	LF	2	2	2	0-0	3-0	L, 5-4
53	Logan Porter (5)	48 - 6/3/2022	vs. Corpus Christi	LF	0	8	1	0-0	4-5	L, 5-4
54	Logan Porter (6)	49 - 6/4/2022	vs. Corpus Christi	CF	0	2	0	3-2	1-2	W, 6-5
55	Seuly Matias (9)	49 - 6/4/2022	vs. Corpus Christi	LF	1	10	2	1-1	6-5	W, 6-5
56	Tucker Bradley (6)	50 - 6/5/2022	vs. Corpus Christi	LF	1	4	0	3-2	2-8	L, 17-4
57	Ryan Grotjohn (2)	50 - 6/5/2022	vs. Corpus Christi	LF	1	8	1	0-0	4-15	L, 17-4
58	John Rave (4)	51 - 6/7/2022	@ Tulsa	RCF	0	9	2	1-1	2-5	L, 5-2
59	Nick Loftin (6)	52 - 6/9/2022	@ Tulsa	LF	0	4	1	2-1	1-3	W, 5-3
60	Logan Porter (7)	52 - 6/9/2022	@ Tulsa	LF	1	4	1	1-1	3-3	W, 5-3
61	Michael Massey (9)	54 - 6/10/2022	@ Tulsa	RCF	1	3	1	0-1	3-1	W, 13-4
62	Seuly Matias (10)	54 - 6/10/2022	@ Tulsa	LCF	0	6	0	1-2	5-4	W, 13-4
63	Maikel Garcia (1)	54 - 6/10/2022	@ Tulsa	LF	2	7	2	3-1	13-4	W, 13-4
64	John Rave (5)	55 - 6/11/2022	@ Tulsa	RF	2	5	1	1-2	4-7	L, 9-4
65	Jake Means (5)	57 - 6/14/2022	vs. Arkansas	LF	1	3	0	1-1	2-1	W, 7-5
66	Tyler Gentry (1)	59 - 6/16/2022	vs. Arkansas	RCF	0	2	1	3-2	1-6	L, 13-8
67	Maikel Garcia (2)	60 - 6/17/2022	vs. Arkansas	LCF	0	1	0	2-0	1-0	L, 13-2
68	Tyler Gentry (2)	61 - 6/18/2022	vs. Arkansas	LCF	2	2	2	0-2	7-0	W, 9-0
69	Tyler Gentry (3)	64 - 6/22/2022	vs. Springfield	RF	1	3	1	2-0	3-1	L, 9-6
70	Seuly Matias (11)	64 - 6/22/2022	vs. Springfield	RCF	0	4	0	2-1	4-1	L, 9-6
71	Brhet Bewley (2)	65 - 6/23/2022	vs. Springfield	LF	1	3	0	0-0	2-4	L, 11-2
72	John Rave (6)	67 - 6/25/2022	vs. Springfield	RF	1	2	0	3-1	2-4	L, 13-10
73	Robbie Glendinning (7)	67 - 6/25/2022	vs. Springfield	LCF	0	4	0	0-1	4-5	L, 13-10
74	Sebastian Rivero (4)	67 - 6/25/2022	vs. Springfield	LF	1	8	0	3-2	10-13	L, 13-10
75	Robbie Glendinning (8)	68 - 6/26/2022	vs. Springfield	LF	0	6	2	1-1	2-7	L, 8-2

HR #	PLAYER (SEASON #)	GM # - DATE	OPPONENT	DIRECTION	ON BASE	INNING	OUTS	COUNT	SCORE	FINAL
76	John Rave (7)	69 - 6/28/2022	@ Amarillo	LCF	3	1	1	0-1	4-0	W, 20-6
77	Seuly Matias (12)	69 - 6/28/2022	@ Amarillo	CF	0	6	2	1-1	11-1	W, 20-6
78	Tyler Gentry (4)	69 - 6/28/2022	@ Amarillo	LCF	0	8	1	3-2	12-4	W, 20-6
79	Nick Loftin (7)	69 - 6/28/2022	@ Amarillo	LCF	1	9	1	0-0	17-4	W, 20-6
80	Seuly Matias (13)	69 - 6/28/2022	@ Amarillo	LF	1	9	2	0-0	20-4	W, 20-6
81	Nick Loftin (8)	70 - 6/29/2022	@ Amarillo	LCF	0	1	1	0-0	1-0	L, 10-4
82	Tyler Gentry (5)	70 - 6/29/2022	@ Amarillo	RF	0	1	1	2-1	2-0	L, 10-4
83	Tyler Gentry (6)	70 - 6/29/2022	@ Amarillo	LCF	1	8	0	2-2	4-10	L, 10-4
84	Nick Loftin (9)	71 - 6/30/2022	@ Amarillo	LF	0	3	0	0-0	2-0	L, 5-4
85	Robbie Glendinning (9)	71 - 6/30/2022	@ Amarillo	LCF	0	3	1	0-2	3-0	L, 5-4
86	Jake Means (6)	71 - 6/30/2022	@ Amarillo	LCF	0	7	0	1-2	4-0	L, 5-4
87	Tyler Gentry (7)	72 - 7/1/2022	@ Amarillo	LCF	2	1	0	0-0	3-0	L, 11-10
88	Nick Loftin (10)	72 - 7/1/2022	@ Amarillo	LCF	0	5	0	0-0	5-2	L, 11-10
89	Robbie Glendinning (10)	72 - 7/1/2022	@ Amarillo	RCF	2	9	2	0-0	10-11	L, 11-10
90	Robbie Glendinning (11)	73 - 7/2/2022	@ Amarillo	LCF	1	3	0	1-0	3-6	L, 13-12
91	Maikel Garcia (3)	73 - 7/2/2022	@ Amarillo	LCF	0	5	2	3-1	7-8	L, 13-12
92	Robbie Glendinning (12)	74 - 7/3/2022	@ Amarillo	LCF	1	1	1	3-2	3-0	W, 10-4
93	John Rave (8)	74 - 7/3/2022	@ Amarillo	LF	1	7	0	2-2	9-4	W, 10-4
94	Robbie Glendinning (13)	74 - 7/3/2022	@ Amarillo	LCF	0	9	1	2-2	10-4	W, 10-4
95	Tyler Croypley (1)	75 - 7/4/2022	vs. Tulsa	LF	0	6	2	2-2	5-5	W, 7-6
96	John Rave (9)	76 - 7/6/2022	vs. Tulsa	RF	1	3	1	0-0	6-3	W, 12-4
97	Robbie Glendinning (14)	79 - 7/9/2022	vs. Tulsa	RF	0	7	0	2-2	4-3	W, 4-3
98	Logan Porter (8)	82 - 7/13/2022	@ Corpus Christi	LF	0	4	1	2-0	3-2	L, 10-3
99	Tyler Gentry (8)	83 - 7/14/2022	@ Corpus Christi	LF	0	8	2	1-1	2-12	L, 16-3
100	Nick Loftin (11)	84 - 7/15/2022	@ Corpus Christi	LF	0	3	0	3-1	3-5	W, 9-5
101	Logan Porter (9)	84 - 7/15/2022	@ Corpus Christi	LF	0	5	2	2-1	4-5	W, 9-5
102	CJ Alexander (1)	85 - 7/16/2022	@ Corpus Christi	LCF	0	2	0	0-0	3-2	L, 12-7
103	Jake Means (7)	85 - 7/16/2022	@ Corpus Christi	LF	0	2	0	0-0	4-2	L, 12-7
104	Tyler Gentry (9)	86 - 7/17/2022	@ Corpus Christi	LF	1	1	1	1-0	2-0	W, 16-7
105	Robbie Glendinning (15)	86 - 7/17/2022	@ Corpus Christi	LCF	3	8	1	0-2	12-2	W, 16-7
106	Maikel Garcia (4)	87 - 7/23/2022	vs. Springfield	LCF	0	9	2	1-0	4-7	L, 7-4
107	Robbie Glendinning (16)	88 - 7/24/2022	vs. Springfield	CF	0	4	2	3-2	1-7	L, 11-4
108	John Rave (10)	91 - 7/27/2022	@ Wichita	CF	0	4	0	3-2	3-0	W, 5-0
109	Logan Porter (10)	93 - 7/29/2022	@ Wichita	LCF	0	2	0	0-0	1-0	W, 3-2
110	Tucker Bradley (7)	95 - 7/31/2022	@ Wichita	RF	0	8	0	3-2	1-1	L, 5-3
111	Jake Means (8)	96 - 8/2/2022	vs. Tulsa	LCF	1	3	1	0-0	2-1	W, 9-5
112	John Rave (11)	96 - 8/2/2022	vs. Tulsa	LCF	2	7	1	1-0	8-5	W, 9-5
113	Tyler Gentry (9)	97 - 8/3/2022	vs. Tulsa	RCF	2	3	0	2-2	3-0	W, 6-4
114	CJ Alexander (2)	97 - 8/3/2022	vs. Tulsa	RF	1	3	1	1-2	6-0	W, 6-4
115	Nick Loftin (12)	98 - 8/4/2022	vs. Tulsa	CF	1	1	0	3-2	2-2	L, 23-7
116	Seuly Matias (14)	98 - 8/4/2022	vs. Tulsa	LCF	2	3	1	1-2	5-5	L, 23-7
117	CJ Alexander (3)	98 - 8/4/2022	vs. Tulsa	RF	0	8	0	1-0	7-23	L, 23-7
118	CJ Alexander (4)	99 - 8/5/2022	vs. Tulsa	RCF	2	2	2	3-1	7-0	L, 13-9
119	CJ Alexander (5)	100 - 8/6/2022	vs. Tulsa	RF	0	8	1	0-1	2-9	L, 9-2
120	Robbie Glendinning (17)	101 - 8/7/2022	vs. Tulsa	LCF	0	4	0	0-0	2-1	W, 8-1
121	Tyler Gentry (11)	103 - 8/10/2022	@ Arkansas	RF	0	5	0	2-2	4-3	W, 8-4
122	CJ Alexander (6)	104 - 8/11/2022	@ Arkansas	RF	1	4	2	0-2	2-5	L, 6-4
123	Seuly Matias (15)	104 - 8/11/2022	@ Arkansas	LF	0	4	2	3-2	3-5	L, 6-4
124	CJ Alexander (7)	104 - 8/11/2022	@ Arkansas	RF	0	9	2	2-2	4-6	L, 6-4
125	CJ Alexander (8)	106 - 8/13/2022	@ Arkansas	RF	2	4	1	1-1	3-5	L, 11-5
126	Tyler Gentry (12)	106 - 8/13/2022	@ Arkansas	LF	0	8	0	1-2	5-7	L, 11-5
127	John Rave (12)	109 - 8/17/2022	vs. San Antonio	RF	2	1	1	1-0	5-0	L, 20-5
128	Bhrhet Bewley (3)	109 - 8/17/2022	vs. San Antonio	LF	1	7	0	0-1	9-18	L, 20-5
129	Jake Means (9)	110 - 8/18/2022	vs. San Antonio	LCF	2	8	1	11	4-8	L, 8-5
130	John Rave (13)	111 - 8/19/2022	vs. San Antonio	RCF	0	8	2	2-0	8-6	W, 9-8
131	Tucker Bradley (8)	112 - 8/20/2022	vs. San Antonio	RF	0	9	1	0-0	2-2	W, 5-3 (10)
132	Sebastian Rivero (5)	112 - 8/20/2022	vs. San Antonio	LCF	1	10	2	1-0	5-3	W, 5-3 (10)
133	Luca Tresh (1)	113 - 8/21/2022	vs. San Antonio	LF	1	2	0	1-1	2-3	W, 9-3
134	Tyler Gentry (13)	113 - 8/21/2022	vs. San Antonio	CF	1	3	0	0-0	4-3	W, 9-3
135	Tucker Bradley (9)	113 - 8/21/2022	vs. San Antonio	RF	1	5	2	0-0	9-3	W, 9-3
136	Robbie Glendinning (18)	114 - 8/23/2022	vs. Springfield	LF	2	3	1	1-0	5-2	W, 8-7
137	C.J. Alexander	115 - 8/24/2022	vs. Springfield	RF	0	9	2	0-0	7-18	L, 18-7
138	Jake Means (10)	117 - 8/26/2022	vs. Springfield	LCF	0	7	2	1-2	2-3	W, 6-4
139	Diego Hernandez (1)	117 - 8/26/2022	vs. Springfield	RCF	1	9	2	1-1	6-4	W, 6-4
140	Luca Tresh (2)	118 - 8/27/2022	vs. Springfield	TCF	0	2	2	0-0	1-0	L, 2-1



## HOME RUN BREAKDOWN

PLAYER	2022 TOTAL	HOME ROAD		RHP LHP		OUTS			RUNNERS ON				TIED GAME	GO AHEAD	DIRECTION					LAST				
						0	1	2	0	1	2	3			LF	LCF	CF	RCF	RF	DATE	OPPONENT	PITCHER	KIND	INN PA SINCE
Robbie Glendinning	18	9	9	13	5	5	6	7	9	5	3	1	-	5	5	9	1	1	2	8/23	vs. Springfield	E. Escobar	3-Run	▼ 3 21
Seuly Matias	15	6	9	11	4	6	4	5	9	4	2	-	3	2	8	5	1	1	-	8/11	@ Arkansas	T. Dollard	Solo	▲ 4 26
Tyler Gentry	13	5	8	10	3	6	5	2	6	4	3	-	-	5	3	4	1	2	3	8/21	vs. San Antonio	B. Krauth	2-Run	▼ 3 22
John Rave	13	5	8	10	3	3	7	3	4	4	4	1	-	4	1	3	1	2	6	8/19	vs. San Antonio	O. Hernandez	Solo	▼ 8 28
Nick Loftin	12	2	10	6	6	4	5	3	6	5	-	1	1	2	4	7	1	-	-	8/4	vs. Tulsa	A. Gamboa	2-Run	▼ 1
Jake Means	10	6	4	7	3	5	2	3	5	4	1	-	-	4	5	4	-	1	-	8/26	vs. Springfield	K. Leahy	Solo	▼ 7 4
Logan Porter	10	5	5	8	2	4	4	2	8	2	-	-	1	3	6	2	1	1	-	7/29	@ Wichita	L. Varland	Solo	▲ 2
CJ Alexander	9	5	4	7	2	2	3	4	5	2	2	-	-	1	-	1	-	1	7	8/24	vs. Springfield	G. Dalatri	Solo	▼ 9 13
Tucker Bradley	9	4	5	9	-	4	2	3	4	2	1	2	2	1	1	1	1	2	4	8/21	vs. San Antonio	F. Minjarez	2-Run	▼ 5 20
Michael Massey	9	3	6	7	2	3	5	1	3	3	2	1	2	3	1	1	1	4	2	6/10	@ Tulsa	B. Miller	2-Run	▲ 3
Sebastian Rivero	5	5	-	4	1	2	-	3	2	3	-	-	1	1	3	1	-	1	-	8/20	vs. San Antonio	F. Schlichtholz	2-Run	▼ 10
Maikel Garcia	4	2	2	3	1	1	1	2	3	-	1	-	-	1	1	3	-	-	-	7/23	vs. Springfield	D. Roach	Solo	▼ 9
Nate Eaton	4	1	3	4	-	2	2	-	4	-	-	-	-	3	2	2	-	-	-	5/25	@ Midland	Z. Plunkett	Solo	▲ 5
Brhet Bewley	3	2	1	3	-	3	-	-	2	1	-	-	-	-	2	1	-	-	-	8/17	vs. San Antonio	E. Bencomo	2-Run	▼ 7
Luca Tresh	2	2	-	1	1	1	-	1	1	1	-	-	-	1	1	-	-	1	-	8/27	vs. Springfield	L. Gragg	Solo	▼ 2 3
Ryan Grotjohn	2	2	-	2	-	-	1	1	-	2	-	-	-	1	1	-	-	1	-	6/5	vs. Corpus Christi	J. Sprinkle	2-Run	▼ 8
Diego Hernández	1	1	-	1	-	-	-	1	-	1	-	-	-	1	-	-	-	1	-	8/26	vs. Springfield	D. Roach	2-Run	▼ 9 4
Tyler Crolepy	1	1	-	-	1	-	-	1	1	-	-	-	1	-	1	-	-	-	-	7/4	vs. Tulsa	A. Gamboa	Solo	▼ 6 46
	140	66	74	106	34	51	47	42	72	43	19	6	11	38	45	44	8	19	24					

## INNING DISTRIBUTION

1st Inning	2nd Inning	3rd Inning	4th Inning	5th Inning	6th Inning	7th Inning	8th Inning	9th Inning	10th Inning	11th Inning
11	23	24	15	14	9	13	17	11	2	1

## NOTABLE NATURALS HOME RUNS

BACK-TO-BACK HOMERS (3)		2-HOMER GAMES (5)		3-HOMER GAMES (0)		GRAND SLAMS (6)	
PLAYERS	DATE/OPPONENT (INN.)	PLAYER (CAREER NO.)	DATE/OPPONENT	PLAYER (CAREER NO.)	DATE/OPPONENT	PLAYER (CAREER NO.)	DATE/OPPONENT (INN.)
Brhet Bewley & Tucker Bradley	5/5 @ Springfield (6th)	Sebastian Rivero (1st)	4/27 vs. Amarillo			Nick Loftin (2nd)	4/22 @ Frisco (2nd)
Nick Loftin & Tyler Gentry	6/29 @ Amarillo (1st)	Seuly Matias (9th)	6/28 @ Amarillo			Tucker Bradley (1st)	4/23 @ Frisco (5th)
CJ Alexander & Jake Means	7/16 @ Corpus Christi (2nd)	Tyler Gentry (2nd)	6/29 @ Amarillo			Tucker Bradley (2nd)	5/13 vs. Wichita (5th)
		Robbie Glendinning (1st)	7/3 @ Amarillo			Michael Massey (2nd)	5/24 @ Midland (7th)
		CJ Alexander (5th)	8/11 @ Arkansas			John Rave (2nd)	6/28 @ Amarillo (1st)
						Robbie Glendinning (2nd)	7/17 @ Corpus Christi (8th)
LEADOFF HOMERS (1)		INSIDE-THE PARK HOMERS (0)		PINCH-HIT HOMERS (0)		WALK-OFF HOMERS (3)	
PLAYER (CAREER NO.)	DATE/OPPONENT	PLAYER (CAREER NO.)	DATE/OPPONENT (INN.)	PLAYER (CAREER NO.)	DATE/OPPONENT (INN.)	PLAYER	DATE/OPPONENT
Maikel Garcia (2nd)	6/17 vs. Arkansas					Seuly Matias	6/4 vs. Corpus Christi
						Sebastian Rivero	8/20 vs. San Antonio
						Diego Hernández	8/26 vs. Springfield

HOME RUN SITUATION	# OF	DATE OF LAST	BATTER ('22 HR #)	PITCHER	COUNT	RUNNERS ON	OUTS	INNING	SCORE @ HR	FINAL
GO-AHEAD HOME RUN	38	August 27 vs. Springfield	Luca Tresh (2)	Logan Gragg	0-0	0	2	▼ 2	1-0	L, 2-1
GAME-TYING HOME RUN	11	August 20 vs. San Antonio	Tucker Bradley (8)	Lake Bachar	0-0	0	1	▼ 9	2-2	W, 5-3 (10)

## NOTABLE OPPOSING HOME RUNS

BACK-TO-BACK HOMERS (2)		2-HOMER GAMES (6)		3-HOMER GAMES (0)		GRAND SLAMS (7)	
PLAYERS	DATE/OPPONENT (INN.)	PLAYER (CAREER NO.)	DATE/OPPONENT	PLAYER (CAREER NO.)	DATE/OPPONENT	PLAYER	DATE/OPPONENT (INN.)
Leandro Cedeño & Jorge Barrosa	5/1 vs. Amarillo (8th)	Dio Arias (1st)	4/21 @ Frisco			Justin Foscue	4/21 @ Frisco (3rd)
Alex Isola & Andrew Bechtold	5/10 vs. Wichita (4th)	Leandro Cedeño (4th)	4/30 vs. Amarillo			Leandro Cedeño	6/30 @ Amarillo (8th)
		Andy Pages (8th)	6/7 @ Tulsa			Wilyer Abreu	7/14 @ Corpus Christi (8th)
		Joe Rizzo (3rd)	6/14 vs. Arkansas			Brandon Lewis	8/5 vs. Tulsa (8th)
		Cade Marlowe (3rd)	6/17 vs. Arkansas			Brandon Dixon	8/17 vs. San Antonio (2nd)
		Edouard Julien (2nd)	7/30 @ Wichita			Chandler Redmond	8/24 vs. Springfield (4th)
						Nick Dunn	8/24 vs. Springfield (7th)
LEADOFF HOMERS (4)		INSIDE-THE PARK HOMERS (0)		PINCH-HIT HOMERS (0)		WALK-OFF HOMERS (0)	
PLAYER	DATE/OPPONENT	PLAYER	DATE/OPPONENT (INN.)	PLAYER	DATE/OPPONENT (INN.)	PLAYER	DATE/OPPONENT
Jonathan Ornelas	4/24 @ Frisco						
Jorge Barrosa	7/3 @ Amarillo						
Jonny DeLuca	7/6 vs. Tulsa						
Edouard Julien	7/30 @ Wichita						



## AFTER-INNING RECORDS

## LEADING TRAILING TIED

AFTER 1 INNING	16 - 13	12 - 26	18 - 30
AFTER 2 INNINGS	20 - 13	16 - 37	11 - 17
AFTER 3 INNINGS	30 - 15	10 - 41	7 - 12
AFTER 4 INNINGS	29 - 12	9 - 46	9 - 10
AFTER 5 INNINGS	34 - 9	8 - 53	5 - 6
AFTER 6 INNINGS	36 - 10	6 - 54	5 - 4
AFTER 7 INNINGS	40 - 4	3 - 60	2 - 4
AFTER 8 INNINGS	41 - 0	2 - 63	2 - 5

## NATURALS BIG INNINGS

## DATE INNING RUNS

1. 6/28 @ Tulsa	9th Inning	8
6/10 @ Tulsa	7th Inning	8
4/12 vs. Wichita	1st Inning	8
4. 8/7 vs. Tulsa	4th Inning	7
6/18 vs. Arkansas	2nd Inning	7
4/27 vs. Amarillo	4th Inning	7
7. 8/24 vs. Springfield	7th Inning	6
8/17 vs. San Antonio	9th Inning	6
8/3 vs. Tulsa	3rd Inning	6
5/27 @ Midland	2nd Inning	6
5/4 @ Springfield	9th Inning	6

## SCORE BY INNINGS

	1	2	3	4	5	6	7	8	9	10	11+	TOTAL
Naturals	71	74	118	72	79	40	95	58	71	10	4	692
Opponents	92	82	117	66	78	107	109	94	27	7	5	784
Difference	-21	-8	1	6	1	-67	-14	-36	44	3	-1	-92

SCORE BY INNINGS VS. SPRINGFIELD	1	2	3	4	5	6	7	8	9	10	11+	TOTAL
Naturals	5	7	25	7	20	10	26	12	20	0	0	132
Cardinals	16	29	29	14	11	34	30	18	6	0	0	187
vs. Springfield Difference	-11	-22	-4	-7	9	-24	-4	-6	14	0	0	-55

## MULTI-RUN INNINGS

	2	3	4	5	6	7	8	9	10+	TOTAL
Naturals	78	51	25	8	5	3	3	-	-	173
Opponents	101	28	31	17	8	5	-	-	2	192

## RECORD BY RUNS SCORED/ALLOWED

RUNS	0	1	2	3	4	5	6	7	8	9	10	11+
SCORED	0-4	0-9	0-10	2-12	3-12	3-8	4-4	6-4	8-0	9-1	3-1	12-3
ALLOWED	6-0	1-0	4-5	8-2	0-3	9-11	6-6	4-6	2-5	0-5	0-5	0-22

## RECORD BY MARGIN OF VICTORY/DEFEAT

1 Run	2 Runs	3 Runs	4 Runs	5 Runs	6 Runs	7 Runs	8 Runs	9 Runs	10+ Runs
7-18	6-7	8-9	7-3	4-7	4-8	3-6	4-3	4-1	2-7

## 2022 NATURALS MONTH BY MONTH

## HITTING

MONTH	AVG	G	AB	R	H	TB	2B	3B	HR	RBI	BB	IBB	SO	SB	CS	OBP	SLG	OPS	SAC	SF	HBP	GIDP	LOB
APRIL	.261	20	690	126	180	291	37	4	22	112	97	1	183	32	5	.357	.422	.779	4	9	11	14	151
MAY	.285	25	892	160	254	406	53	6	29	151	94	3	222	31	7	.353	.455	.808	8	15	9	18	190
JUNE	.232	26	848	139	197	345	43	0	35	128	112	0	246	32	6	.335	.407	.742	4	7	22	16	175
JULY	.267	24	821	134	219	349	52	3	24	119	115	1	238	31	9	.360	.425	.785	5	11	11	17	190
AUGUST	.244	23	769	133	188	308	30	0	30	122	123	1	225	23	10	.354	.401	.755	2	13	14	7	185
SEPTEMBER																							
TOTAL	.258	118	4020	692	1039	1700	215	13	140	632	541	6	1114	149	37	.352	.423	.775	23	55	67	72	891

## PITCHING

MONTH	W	L	ERA	G	GS	CG	SHO	GF	HLD	SV	SVO	IP	H	R	ER	HR	HB	BB	SO	WP	BK	WHIP	AVG
APRIL	9	11	5.98	20	20	0	0	20	3	3	5	179.0	194	127	119	25	11	87	158	17	1	1.57	.276
MAY	13	12	4.43	25	25	0	2	25	4	3	6	219.1	197	120	108	25	12	123	249	9	1	1.46	.239
JUNE	10	16	6.17	26	26	1	3	25	2	2	4	227.2	242	174	156	33	17	136	248	11	6	1.66	.270
JULY	8	16	6.78	24	24	0	1	24	1	3	4	207.0	247	177	156	40	27	138	209	20	2	1.86	.294
AUGUST	9	14	7.14	23	23	0	0	23	2	3	8	203.0	239	186	161	26	17	142	196	23	3	1.88	.291
SEPTEMBER																							
TOTAL	49	69	6.08	118	118	1	6	117	12	14	27	1036.0	1119	784	700	149	84	626	1060	80	13	1.68	.274

## 2022 WALK-OFF TRACKER (5 FOR, 3 AGAINST)

GAME #	DATE	OPPONENT	FINAL (INN.)	PLAYER	WINNING RUN	PITCHER	HOW	OUTS	COUNT
33	May 18	@ Arkansas	L, 7-5 (10)	Zach DeLoach	Jack Larsen	Walter Pennington	RBI single to right field	2	0-1
41	May 26	@ Midland	L, 2-1 (10)	Shane Selman	Logan Davidson	Zack Phillips	RBI single to right-center field	2	2-2
49	June 4	vs. Corpus Christi	W, 6-5 (10)	Seuly Matias	Seuly Matias	Devin Conn	2-run home run to left field	2	1-1
71	June 30	@ Amarillo	L, 5-4 (9)	Andy Yerzy	Tim Tawa	Yefri Del Rosario	Sacrifice fly to right field	2	0-1
75	July 4	vs. Tulsa	W, 7-6 (10)	Seuly Matias	John Rave	Guillermo Zuniga	RBI single to right-center field	0	1-2
111	August 19	vs. San Antonio	W, 9-8 (9)	Diego Hernández	Jake Means	Oswaldo Hernandez	RBI fielder's choice to 2nd base	1	0-0
112	August 20	vs. San Antonio	W, 5-3 (10)	Sebastian Rivero	Jake Means	Fred Schlichtholz	2-run home run to left field	2	1-0
117	August 26	vs. Springfield	W, 6-4 (9)	Diego Hernández	John Rave	Dalton Roach	2-run home run to right field	2	1-1

Bold Indicates Naturals Walk-off

## 2022 NATURALS EJECTIONS (6)

DATE	INNING	WHO	WHY	UMPIRE
June 2 vs. Corpus Christi	▼ 7	Robbie Glendinning (1B)	Arguing (Balls/Strikes)	Steven Rios Jr. (HP)
June 3 vs. Corpus Christi	▼ 5	Michael Massey (DH)	Arguing (Balls/Strikes)	Mike Carroll (HP)
June 24 vs. Springfield	▼ 3	Seuly Matias (RF)	Arguing (Balls/Strikes)	Pete Talkington (HP)
July 17 @ Corpus Christi	▲ 3	Jake Means (2B)	Instigating	Ty Krauss (HP)
August 19 vs. San Antonio	▼ 6	Robbie Glendinning (2B)	Arguing (Check Swing)	Jake Bruner (HP)
August 19 vs. San Antonio	▼ 6	Chris Widger (Manager)	Arguing	Jake Bruner (HP)





## MONTH

April	9-11
May	13-12
June	10-16
July	8-16
August	9-14
September	

## OPPONENT

vs. Amarillo	5-7
vs. Arkansas	6-12
vs. Corpus Christi	4-8
vs. Frisco	4-2
vs. Midland	4-2
vs. San Antonio	3-3
vs. Springfield	7-16
vs. Tulsa	10-8
vs. Wichita	6-11

## PITCHING

vs. Left-Handed Starter	11-7
vs. Right-Handed Starter	38-52
WITH Left-Handed Starter	37-37
WITH Right-Handed Starter	12-32
0-5 strikeouts	2-9
6-10 strikeouts	29-43
11+ strikeouts	18-17

## SCORING

1-Run Games	7-18
2-Run Games	6-7
3-4-Run Games	16-12
5+ Run Games	20-31

Extra Innings	4-4
Shutouts	6-4
Doubleheaders	2-0 (1 Sweep)

Scoring 0-2 Runs	0-23
3-5 Runs	8-32
6-9 Runs	27-9
10+ Runs	14-5

Opponent 0-2 Runs	11-4
3-5 Runs	26-17
6-9 Runs	12-21
10+ Runs	0-27

Scored in 1st Inning	19-16
Opponent scored in 1st	15-30
Scores first	30-22
Opponent scores first	19-47

## HITTING

Naturals 0-5 hits	3-21
6-9 hits	12-33
10+ hits	34-15

Opponent 0-5 hits	12-2
6-9 hits	22-24
10+ hits	15-43

Hit 0 home runs	8-29
1 home run	16-25
2 home runs	16-8
3+ home runs	9-7

Opponent hit 0 home runs	19-14
1 home run	18-25
2 home runs	9-16
3+ home runs	3-14

Out-hit opponent	40-11
Out-hit by opponent	5-55
Hits are tied	4-3

Leave 0-5 runners on base	9-15
6-9 on base	28-40
10+ on base	12-14

Opponent leaves 0-5 runners on base	9-10
6-9 on base	26-37
10+ on base	14-22

Steals 0 bases	6-35
1 base	18-22
2+ bases	25-12

## FIELDING

Made 0 errors	31-24
1 error	10-20
2 errors	6-19
3+ errors	2-6

Opponent made 0 errors	14-30
1 error	22-22
2 errors	9-12
3+ errors	4-5

## TEAM HIGHS

LONGEST WIN STREAK	4 Games (2x)	Last: August 19-21, 23
LONGEST LOSING STREAK	7 Games	Last: August 11-18
LONGEST HOME WINNING STREAK	4 Games	August 19-21, 23
LONGEST HOME LOSING STREAK	6 Games	June 21-26
LONGEST ROAD WINNING STREAK	4 Games	Last: May 21-22, 24-25
LONGEST ROAD LOSING STREAK	4 Games (3x)	August 11-14
LARGEST MARGIN OF VICTORY	14 Runs	June 28 @ Amarillo, 20-6 W
LARGEST MARGIN OF DEFEAT	16 Runs	August 4 vs. Tulsa, 23-7 L
LONGEST GAME, INNINGS	11 Innings	April 26 vs. Amarillo, 6-5 L
LONGEST GAME, TIME	3:55	April 8 @ Springfield, 11-8 W
LONGEST 9-INNING GAME, TIME (PRE-PITCH CLOCK)	3:55	April 8 @ Springfield, 11-8 W
LONGEST 9-INNING GAME, TIME (POST-PITCH CLOCK)	3:45	August 4 vs. Tulsa, 23-7 L
SHORTEST 9-INNING GAME, TIME	1:58	May 29 @ Midland, 3-1 L
SHORTEST GAME, TIME	1:41	Game 2 - June 9 @ Tulsa, 3-0 W (7 Innings)
LARGEST COMEBACK WIN	4 Runs (4x)	Last: After the 3rd inning, May 28 @ Midland, 9-7 W (10)
LARGEST MARGIN OF LEAD SURRENDERED (IN A LOSS)	7 Runs	After the end of the 2nd inning, August 5 vs. Tulsa, 12-9 L
MOST ERRORS, TEAM	5	June 16 vs. Arkansas, 18-3 L
MOST ERRORS, PLAYER	2 (2x)	Last: Maikel Garcia, June 16 vs. Arkansas, 18-3 L
LARGEST CROWD, HOME	5,857	April 30 vs. Amarillo, 7-5 L
LARGEST CROWD, ROAD	7,977, ONEOK Field (Tulsa)	June 10 @ Tulsa, 13-4 W
WARMEST FIRST PITCH	100°	July 26 @ Wichita, 9-3 L
COLDEST FIRST PITCH	42°	April 8 @ Springfield, 11-8 W

## OFFENSIVE HIGHS

MOST RUNS SCORED, GAME	20	June 28 @ Amarillo, 20-6 W
MOST RUNS SCORED, INNING	8 (3x)	Last: 9th Inning, June 28 @ Amarillo, 20-6 W
<b>MOST CONSECUTIVE INNINGS SCORED</b>	<b>7 (2x) *</b>	<b>Last: 1st through 7th Innings, May 25 @ Midland, 11-3 W</b>
<b>FEWEST HITS, GAME</b>	<b>0 ^</b>	<b>August 12 @ Arkansas, 6-0 L</b>
MOST HITS, GAME	17 (4x)	June 28 @ Amarillo, 20-6 W
MOST DOUBLES, GAME	7	June 28 @ Amarillo, 20-6 W
MOST TRIPLES, GAME	1 (13x)	Last: July 31 @ Wichita, 5-3 L
MOST HOME RUNS, GAME	5	June 28 @ Amarillo, 20-6 W
<b>MOST EXTRA-BASE HITS, GAME</b>	<b>12 *</b>	<b>7 Doubles + 5 Home Runs, June 28 @ Amarillo, 20-6 W</b>
<b>MOST RBI, GAME</b>	<b>20 ^</b>	<b>June 28 @ Amarillo, 20-6 W</b>
MOST RUNNERS LOB, GAME	13 (2x)	Last: August 19 vs. San Antonio, 9-8 W
MOST TOTAL BASES, GAME	39	June 28 @ Amarillo, 20-6 W
MOST WALKS, GAME	13	August 5 vs. Tulsa, 12-9 L
MOST STRIKEOUTS, GAME	17	June 7 @ Tulsa, 5-2 L
FEWEST STRIKEOUTS, GAME	3 (3x)	Last: July 24 vs. Springfield, 11-4 L
MOST STOLEN BASES, GAME	6	July 6 vs. Tulsa, 12-4 W
MOST HIT BY PITCHES	4	June 19 vs. Arkansas, 4-0 W

## INDIVIDUAL OFFENSIVE HIGHS

<b>MOST RUNS, GAME</b>	<b>4 (5x) ^</b>	<b>Last: CJ Alexander, August 17 vs. San Antonio, 20-15 L</b>
MOST HITS, GAME	4 (3x)	Last: Nick Loftin, July 15 @ Corpus Christi, 9-5 W
<b>MOST DOUBLES, GAME</b>	<b>3, Nick Loftin ^</b>	<b>May 4 @ Springfield, 13-3 W</b>
MOST TRIPLES, GAME	1 (13)	Last: CJ Alexander, July 31 @ Wichita, 5-3 L
MOST HOME RUNS, GAME	2 (5x)	Last: CJ Alexander, August 11 @ Arkansas, 6-4 L
MOST RBI, GAME	6 (2x)	Last: CJ Alexander, August 5 vs. Tulsa, 12-9 L
MOST WALKS, GAME	4, Robbie Glendinning	August 25 vs. Springfield, 14-6 L
MOST STRIKEOUTS, GAME	4 (5x)	Last: CJ Alexander, August 20 vs. San Antonio, 5-3 W (10)
MOST STOLEN BASES, GAME	3, Tucker Bradley	July 9 vs. Tulsa, 6-3 W
<b>MOST HIT BY PITCHES, GAME</b>	<b>3, Tyler Cromptley ^</b>	<b>June 19 vs. Arkansas, 4-0 W</b>

## PITCHING HIGHS

MOST RUNS ALLOWED, GAME	23	August 4 vs. Tulsa, 23-7 L
<b>MOST RUNS ALLOWED, INNING</b>	<b>12 *</b>	<b>7th Inning, August 24 vs. Springfield, 18-7 L</b>
FEWEST HITS ALLOWED, GAME	2	June 2 vs. Corpus Christi, 8-2 W
MOST HITS ALLOWED, GAME	21	August 4 vs. Tulsa, 23-7 L
<b>FEWEST STRIKEOUTS, GAME</b>	<b>0 ^</b>	<b>April 10 @ Springfield, 10-5 L</b>
MOST STRIKEOUTS, GAME	18	June 4 vs. Corpus Christi, 6-5 W (10)
FEWEST WALKS ALLOWED, GAME	0 (2x)	Last: June 11 @ Tulsa, 9-4 L
<b>MOST WALKS ALLOWED, GAME</b>	<b>16 *</b>	<b>June 5 vs. Corpus Christi, 17-4 L</b>
MOST HOME RUNS ALLOWED, GAME	5 (2x)	Last: August 4 vs. Tulsa, 23-7 L

## INDIVIDUAL PITCHING HIGHS

MOST RUNS ALLOWED, GAME	9, Noah Murdock	July 16 @ Corpus Christi, 13-7 L
MOST EARNED RUNS ALLOWED, GAME	9, Noah Murdock	July 16 @ Corpus Christi, 13-7 L
FEWEST HITS ALLOWED, GAME (STARTER)	0 (2x)	Last: Asa Lacy (0.2 IP), July 15 @ Corpus Christi, 9-5 W
MOST HITS ALLOWED, GAME	10 (4x)	Last: Anthony Veneziano, August 5 vs. Tulsa, 12-9 L
MOST HOME RUNS ALLOWED, GAME	4	July 2 @ Amarillo, 13-12 L
MOST STRIKEOUTS	10 (5x)	Last: Anthony Veneziano, July 23 vs. Springfield, 7-4 L
<b>MOST CONSECUTIVE STRIKEOUTS</b>	<b>8, Alec Marsh (2nd to 4th Innings) *</b>	<b>May 19 @ Arkansas, 5-0 L</b>
MOST WALKS ALLOWED, GAME	6 (3x)	Last: Noah Murdock, July 26 @ Wichita, 9-3 L
<b>MOST HIT BATTERS, GAME</b>	<b>4, Noah Murdock ^</b>	<b>July 26 @ Wichita, 9-3 L</b>
MOST INNINGS PITCHED, STARTER	7.0 (4x)	Last: Angel Zerpa, June 30 @ Amarillo, 5-4 L
MOST PITCHES THROWN, STARTER	103, Alec Marsh	August 24 vs. Springfield, 18-7 L
MOST INNINGS PITCHED, RELIEVER	4.2, Anthony Veneziano	May 14 vs. Wichita, 7-6 L
MOST PITCHES THROWN, RELIEVER	74, Dante Biasi	May 21 @ Arkansas, W, 11-4 (8)

^ Indicates All-Time Naturals Record Tied

\* Indicates All-Time Naturals Record Set



DATE	OPPONENT	RESULT	SP	C	1B	2B	3B	SS	LF	CF	RF	DH
4/8	@ Springfield	W, 11-8	Drew Parrish	Sebastian Rivero	Jake Means	Michael Massey	Nate Eaton	Maikel Garcia	John Rave	Nick Loftin	Seuly Matias	Robbie Glendinning
4/9	@ Springfield	L, 14-11	Anthony Veneziano	Sebastian Rivero	Robbie Glendinning	Jake Means	Nate Eaton	Maikel Garcia	John Rave	Nick Loftin	Seuly Matias	Logan Porter
4/10	@ Springfield	L, 10-5	Angel Zerpa	Tyler Cropley	Jake Means	Ryan Grotjohn	Nate Eaton	Maikel Garcia	Tucker Bradley	John Rave	Seuly Matias	Michael Massey
4/12	WICHITA	W, 8-6	Asa Lacy	Sebastian Rivero	Jake Means	Michael Massey	Nate Eaton	Maikel Garcia	John Rave	Nick Loftin	Tucker Bradley	Seuly Matias
4/13	WICHITA	W, 8-5	Alec Marsh	Sebastian Rivero	Logan Porter	Michael Massey	Robbie Glendinning	Maikel Garcia	Tucker Bradley	Nick Loftin	Seuly Matias	John Rave
4/14	WICHITA	L, 7-1	Drew Parrish	Sebastian Rivero	Robbie Glendinning	Ryan Grotjohn	Jake Means	Maikel Garcia	John Rave	Nick Loftin	Tucker Bradley	Logan Porter
4/15	WICHITA	L, 4-2	Anthony Veneziano	Tyler Cropley	Jake Means	Michael Massey	Nate Eaton	Maikel Garcia	Tucker Bradley	Nick Loftin	Seuly Matias	Robbie Glendinning
4/16	WICHITA	L, 6-5 (10)	Angel Zerpa	Sebastian Rivero	Jake Means	Michael Massey	Nate Eaton	Ryan Grotjohn	John Rave	Nick Loftin	Tucker Bradley	Logan Porter
4/17	WICHITA	L, 5-1	Asa Lacy	Tyler Cropley	Logan Porter	Michael Massey	Robbie Glendinning	Maikel Garcia	Nate Eaton	John Rave	Seuly Matias	Tucker Bradley
4/19	@ Frisco	L, 4-3	Alec Marsh	Sebastian Rivero	Jake Means	Michael Massey	Nate Eaton	Maikel Garcia	John Rave	Nick Loftin	Seuly Matias	Robbie Glendinning
4/20	@ Frisco	W, 7-2	Drew Parrish	Sebastian Rivero	Robbie Glendinning	Michael Massey	Nate Eaton	Maikel Garcia	John Rave	Nick Loftin	Seuly Matias	Logan Porter
4/21	@ Frisco	L, 12-2	Anthony Veneziano	Logan Porter	Jake Means	Michael Massey	Robbie Glendinning	Maikel Garcia	Tucker Bradley	John Rave	Seuly Matias	Nick Loftin
4/22	@ Frisco	W, 11-2	Angel Zerpa	Sebastian Rivero	Logan Porter	Jake Means	Michael Massey	Maikel Garcia	Nate Eaton	Nick Loftin	Seuly Matias	Robbie Glendinning
4/23	@ Frisco	W, 12-4	Dante Biasi	Sebastian Rivero	Jake Means	Michael Massey	Robbie Glendinning	Maikel Garcia	John Rave	Nick Loftin	Tucker Bradley	Nate Eaton
4/24	@ Frisco	W, 4-3	Alec Marsh	Logan Porter	Robbie Glendinning	Jake Means	Michael Massey	Nate Eaton	Tucker Bradley	John Rave	Seuly Matias	Nick Loftin
4/26	@ Frisco	W, 9-5 (11)	Drew Parrish	Sebastian Rivero	Logan Porter	Michael Massey	Nate Eaton	Maikel Garcia	Nick Loftin	Nick Loftin	Seuly Matias	Robbie Glendinning
4/27	AMARILLO	W, 12-6	Anthony Veneziano	Sebastian Rivero	Logan Porter	Michael Massey	Nate Eaton	Maikel Garcia	John Rave	Nick Loftin	Seuly Matias	Tucker Bradley
4/28	AMARILLO	L, 9-5	Angel Zerpa	Sebastian Rivero	Robbie Glendinning	Michael Massey	Jake Means	Maikel Garcia	Tucker Bradley	Nick Loftin	Nate Eaton	Seuly Matias
4/29	AMARILLO	W, 8-7	Dante Biasi	Logan Porter	Jake Means	Michael Massey	Robbie Glendinning	Maikel Garcia	Nate Eaton	John Rave	Tucker Bradley	Nick Loftin
4/30	AMARILLO	L, 7-5	Alec Marsh	Sebastian Rivero	Logan Porter	Ryan Grotjohn	Nate Eaton	Maikel Garcia	Tucker Bradley	Nick Loftin	John Rave	Michael Massey
5/1	AMARILLO	W, 4-3	Drew Parrish	Sebastian Rivero	Robbie Glendinning	Michael Massey	Jake Means	Maikel Garcia	Tucker Bradley	Nick Loftin	Nate Eaton	Seuly Matias
5/2	@ Springfield	W, 12-5	Anthony Veneziano	Sebastian Rivero	Jake Means	Michael Massey	Nate Eaton	Maikel Garcia	John Rave	Nick Loftin	Seuly Matias	Robbie Glendinning
5/3	@ Springfield	W, 9-6	Marcelo Martinez	Sebastian Rivero	Robbie Glendinning	Michael Massey	Nate Eaton	Maikel Garcia	John Rave	Nick Loftin	Seuly Matias	Logan Porter
5/5	@ Springfield	W, 9-6	Dante Biasi	Logan Porter	Robbie Glendinning	Brhet Bewley	Jake Means	Maikel Garcia	Tucker Bradley	Nick Loftin	Seuly Matias	Nate Eaton
5/6	@ Springfield	L, 2-1	Alec Marsh	Sebastian Rivero	Robbie Glendinning	Michael Massey	Nate Eaton	Maikel Garcia	Tucker Bradley	Nick Loftin	John Rave	Seuly Matias
5/7	@ Springfield	W, 4-0	Drew Parrish	Logan Porter	Jake Means	Michael Massey	Brhet Bewley	Maikel Garcia	Tucker Bradley	John Rave	Seuly Matias	Nick Loftin
5/12	@ Springfield	W, 10-5	Anthony Veneziano	Sebastian Rivero	Robbie Glendinning	Michael Massey	Nate Eaton	Maikel Garcia	John Rave	Nick Loftin	Seuly Matias	Tucker Bradley
5/10	WICHITA	W, 7-4	Marcelo Martinez	Logan Porter	Robbie Glendinning	Michael Massey	Nate Eaton	Maikel Garcia	Tucker Bradley	Nick Loftin	Seuly Matias	John Rave
5/11	WICHITA	L, 4-3	Angel Zerpa	Logan Porter	Robbie Glendinning	Michael Massey	Jake Means	Maikel Garcia	Tucker Bradley	John Rave	Nate Eaton	Seuly Matias
5/12	WICHITA	L, 10-4	Alec Marsh	Logan Porter	Robbie Glendinning	Brhet Bewley	Nate Eaton	Maikel Garcia	John Rave	Nick Loftin	Seuly Matias	Michael Massey
5/13	WICHITA	W, 7-0	Drew Parrish	Gavin Stupinski	Jake Means	Michael Massey	Nate Eaton	Maikel Garcia	John Rave	Nick Loftin	Seuly Matias	Tucker Bradley
5/14	WICHITA	L, 7-6	Will Klein	Sebastian Rivero	Robbie Glendinning	Michael Massey	Jake Means	Maikel Garcia	Tucker Bradley	Nick Loftin	Seuly Matias	Logan Porter
5/15	@ Arkansas	L, 7-6 (10)	Marcelo Martinez	Logan Porter	Robbie Glendinning	Michael Massey	Nate Eaton	Maikel Garcia	John Rave	Nick Loftin	Seuly Matias	Tucker Bradley
5/18	@ Arkansas	L, 5-4	Angel Zerpa	Logan Porter	Robbie Glendinning	Michael Massey	Jake Means	Maikel Garcia	John Rave	Nick Loftin	Nate Eaton	Seuly Matias
5/19	@ Arkansas	L, 5-0	Alec Marsh	Logan Porter	Robbie Glendinning	Brhet Bewley	Nate Eaton	Maikel Garcia	Tucker Bradley	John Rave	Seuly Matias	Michael Massey
5/20	@ Arkansas	L, 2-1	Drew Parrish	Gavin Stupinski	Jake Means	Michael Massey	Nate Eaton	Maikel Garcia	Tucker Bradley	Nick Loftin	Seuly Matias	John Rave
5/21	@ Arkansas	W, 10-14 (8)	Will Klein	Logan Porter	Robbie Glendinning	Michael Massey	Jake Means	Maikel Garcia	Nick Loftin	Nick Loftin	Seuly Matias	Tucker Bradley
5/22	@ Arkansas	W, 10-5	Anthony Veneziano	Gavin Stupinski	Robbie Glendinning	Michael Massey	Nate Eaton	Maikel Garcia	John Rave	Nick Loftin	Seuly Matias	Ryan Grotjohn
5/24	@ Midland	W, 8-5	Angel Zerpa	Logan Porter	Jake Means	Michael Massey	Jake Means	Maikel Garcia	John Rave	Nick Loftin	Seuly Matias	Robbie Glendinning
5/25	@ Midland	W, 11-3	Alec Marsh	Logan Porter	Robbie Glendinning	Michael Massey	Nate Eaton	Maikel Garcia	Tucker Bradley	Nick Loftin	Seuly Matias	Jake Means
5/26	@ Midland	L, 2-1 (10)	Drew Parrish	Gavin Stupinski	Robbie Glendinning	Michael Massey	Jake Means	Maikel Garcia	Ryan Grotjohn	Nick Loftin	Tucker Bradley	Brhet Bewley
5/27	@ Midland	W, 14-6	Will Klein	Logan Porter	Robbie Glendinning	Michael Massey	Brhet Bewley	Maikel Garcia	Tucker Bradley	Nick Loftin	Seuly Matias	Jake Means
5/28	@ Midland	W, 2-1 (10)	Anthony Veneziano	Logan Porter	Robbie Glendinning	Michael Massey	Brhet Bewley	Maikel Garcia	Tucker Bradley	Nick Loftin	Seuly Matias	Brhet Bewley
5/29	@ Midland	L, 2-1	Angel Zerpa	Gavin Stupinski	Robbie Glendinning	Michael Massey	Jake Means	Maikel Garcia	Tucker Bradley	Nick Loftin	Seuly Matias	Brhet Bewley
5/31	CORPUS CHRISTI	L, 8-7	Alec Marsh	Logan Porter	Robbie Glendinning	Michael Massey	Jake Means	Maikel Garcia	Tucker Bradley	Nick Loftin	Seuly Matias	Brhet Bewley
6/1	CORPUS CHRISTI	L, 6-2	Drew Parrish	Logan Porter	Robbie Glendinning	Michael Massey	Jake Means	Maikel Garcia	Ryan Grotjohn	Tucker Bradley	Seuly Matias	Brhet Bewley
6/2	CORPUS CHRISTI	W, 8-2	Dante Biasi	Gavin Stupinski	Robbie Glendinning	Brhet Bewley	Jake Means	Maikel Garcia	Parker Bates	Seuly Matias	Michael Massey	Michael Massey
6/3	CORPUS CHRISTI	L, 5-4	Anthony Veneziano	Logan Porter	Robbie Glendinning	Brhet Bewley	Jake Means	Maikel Garcia	Ryan Grotjohn	Parker Bates	Seuly Matias	Michael Massey
6/4	CORPUS CHRISTI	W, 10-0	Angel Zerpa	Logan Porter	Robbie Glendinning	Michael Massey	Jake Means	Maikel Garcia	Tucker Bradley	John Rave	Seuly Matias	Parker Bates
6/5	CORPUS CHRISTI	L, 17-4	Alec Marsh	Gavin Stupinski	Robbie Glendinning	Brhet Bewley	Jake Means	Maikel Garcia	Tucker Bradley	John Rave	Seuly Matias	Michael Massey
6/7	@ Tulsa	L, 5-2	Noah Murdock	Logan Porter	Robbie Glendinning	Michael Massey	Jake Means	Maikel Garcia	Tucker Bradley	Nick Loftin	Seuly Matias	Seuly Matias
6/8	@ Tulsa	Postponed/Rain										
6/9 G1	@ Tulsa	W, 5-3 (7)	Dante Biasi	Logan Porter	Robbie Glendinning	Michael Massey	Jake Means	Maikel Garcia	Nick Loftin	John Rave	Seuly Matias	Michael Massey
6/9 G2	@ Tulsa	W, 9-0 (7)	Anthony Veneziano	Gavin Stupinski	Jake Means	Michael Massey	Ryan Grotjohn	Maikel Garcia	Tucker Bradley	Nick Loftin	John Rave	Seuly Matias
6/10	@ Tulsa	L, 9-4	Logan Phillips	Logan Porter	Robbie Glendinning	Michael Massey	Jake Means	Maikel Garcia	Tucker Bradley	Nick Loftin	John Rave	Brhet Bewley
6/12	@ Tulsa	W, 7-3	Noah Murdock	Gavin Stupinski	Robbie Glendinning	Michael Massey	Brhet Bewley	Jake Means	Tucker Bradley	John Rave	Ryan Grotjohn	Nick Loftin
6/14	ARKANSAS	W, 7-5	Anthony Veneziano	Tyler Cropley	Robbie Glendinning	Nick Loftin	Jake Means	Maikel Garcia	Tucker Bradley	John Rave	Ytler Gentry	Logan Porter
6/15	ARKANSAS	L, 5-4	Dante Biasi	Logan Porter	Robbie Glendinning	Nick Loftin	Jake Means	Maikel Garcia	Tucker Bradley	John Rave	Ytler Gentry	Sebastian Rivero
6/16	ARKANSAS	L, 1-3	Zack Phillips	Sebastian Rivero	Logan Porter	Nick Loftin	Jake Means	Maikel Garcia	Tucker Bradley	John Rave	Ytler Gentry	Ytler Gentry
6/17	ARKANSAS	L, 13-2	Alec Marsh	Tyler Cropley	Logan Porter	Ryan Grotjohn	Robbie Glendinning	Maikel Garcia	Tucker Bradley	Nick Loftin	John Rave	Ytler Gentry
6/18	ARKANSAS	W, 9-0	Angel Zerpa	Sebastian Rivero	Robbie Glendinning	Nick Loftin	Jake Means	Maikel Garcia	Tucker Bradley	John Rave	Ytler Gentry	Logan Porter
6/19	ARKANSAS	W, 4-0	Anthony Veneziano	Tyler Cropley	Jake Means	Brhet Bewley	Logan Porter	Maikel Garcia	Tucker Bradley	Ryan Grotjohn	Seuly Matias	John Rave
6/21	SPRINGFIELD	L, 5-3	Dante Biasi	Sebastian Rivero	Robbie Glendinning	Nick Loftin	Jake Means	Maikel Garcia	Tyler Gentry	John Rave	Seuly Matias	Logan Porter
6/22	SPRINGFIELD	L, 11-2	Walter Pennington	Tyler Cropley	Robbie Glendinning	Nick Loftin	Logan Porter	Maikel Garcia	Tucker Bradley	John Rave	Seuly Matias	Ytler Gentry
6/23	SPRINGFIELD	L, 1-2	Alec Marsh	Sebastian Rivero	Logan Porter	Brhet Bewley	Jake Means	Maikel Garcia	Tucker Bradley	John Rave	Seuly Matias	Robbie Glendinning
6/24	SPRINGFIELD	L, 7-1	Angel Zerpa	Sebastian Rivero	Robbie Glendinning	Ryan Grotjohn	Jake Means	Maikel Garcia	Tucker Bradley	John Rave	Ytler Gentry	Logan Porter
6/25	SPRINGFIELD	L, 13-10	Noah Murdock	Sebastian Rivero	Robbie Glendinning	Brhet Bewley	Logan Porter	Ryan Grotjohn	Tucker Bradley	Nick Loftin	John Rave	Seuly Matias
6/26	SPRINGFIELD	L, 8-2	Anthony Veneziano	Tyler Cropley	Logan Porter	Nick Loftin	Jake Means	Maikel Garcia	Tyler Gentry	John Rave	Seuly Matias	Robbie Glendinning
6/28	@ Amarillo	W, 20-6	Dante Biasi	Sebastian Rivero	Robbie Glendinning	Nick Loftin	Jake Means	Maikel Garcia	Tucker Bradley	John Rave	Seuly Matias	Ytler Gentry
6/29	@ Amarillo	L, 18-3	Alec Marsh	Logan Porter	Robbie Glendinning	Nick Loftin	Jake Means	Maikel Garcia	Tucker Bradley	John Rave	Seuly Matias	Ytler Gentry
6/30	@ Amarillo	L, 5-4	Angel Zerpa	Tyler Cropley	Logan Porter	Nick Loftin	Jake Means	Maikel Garcia	Tyler Gentry	John Rave	Seuly Matias	Robbie Glendinning
7/1	@ Amarillo	L, 11-10	Noah Murdock	Sebastian Rivero	Robbie Glendinning	Nick Loftin	Jake Means	Maikel Garcia	Tucker Bradley	John Rave	Ytler Gentry	Logan Porter
7/2	@ Amarillo	L, 13-12	Anthony Veneziano	Tyler Cropley	Logan Porter	Brhet Bewley	Jake Means	Maikel Garcia	Tyler Gentry	Nick Loftin	Seuly Matias	Robbie Glendinning
7/3	@ Amarillo	W, 10-4	Zack Phillips	Sebastian Rivero	Robbie Glendinning	Nick Loftin	Jake Means	Ryan Grotjohn	Tucker Bradley	John Rave	Seuly Matias	Ytler Gentry
7/4	TULSA	W, 6-4 (10)	Alec Marsh	Tyler Cropley	Jake Means	Nick Loftin	Logan Porter	Maikel Garcia	Tucker Bradley	John Rave	Seuly Matias	Robbie Glendinning
7/6	TULSA	W, 7-4	Angel Zerpa	Sebastian Rivero	Logan Porter	Robbie Glendinning	Nick Loftin	Maikel Garcia	Tucker Bradley	John Rave	Seuly Matias	Ytler Gentry
7/7	TULSA	L, 3-0	Dante Biasi	Sebastian Rivero	Logan Porter	Nick Loftin	Jake Means	Maikel Garcia	Tyler Gentry	John Rave	Seuly Matias	Tucker Bradley
7/8	TULSA	L, 3-2	Noah Murdock	Tyler Cropley	Robbie Glendinning	Brhet Bewley	Jake Means	Maikel Garcia	Tucker Bradley	Nick Loftin	Seuly Matias	Logan Porter
7/9	TULSA	W, 6-3	Anthony Veneziano	Sebastian Rivero	Robbie Glendinning	Nick Loftin	Logan Porter	Ryan Grotjohn	Tucker Bradley	John Rave	Ytler Gentry	Seuly Matias
7/10	TULSA	L, 6-3	Alec Marsh	Tyler Cropley	Robbie Glendinning	Nick Loftin	Jake Means	Maikel Garcia	Tucker Bradley	John Rave	Seuly Matias	Ytler Gentry
7/12	@ Corpus Christi	L, 8-3	Dante Biasi	Logan Porter	Robbie Glendinning	Brhet Bewley	Jake Means	Morgan McCullough	Tucker Bradley	Nick Loftin	Seuly Matias	Ytler Gentry
7/13	@ Corpus Christi	L, 10-3	Andrew Hoffmann	Sebastian Rivero	Logan Porter	Nick Loftin	Jake Means	Morgan McCullough	Tucker Bradley	Nick Loftin	Seuly Matias	Ytler Gentry
7/14	@ Corpus Christi	L, 16-3	Anthony Veneziano	Gavin Stupinski	Robbie Glendinning	Jake Means	CJ Alexander	Morgan McCullough	Tucker Bradley	Nick Loftin	Seuly Matias	Ytler Gentry
7/15	@ Corpus Christi	W, 9-5	Asa Lacy	Logan Porter	Robbie Glendinning	Brhet Bewley	Jake Means	Morgan McCullough	Tyler Gentry	Nick Loftin	Seuly Matias	CJ Alexander
7/16	@ Corpus Christi	L, 12-7	Noah Murdock	Logan Porter	Robbie Glendinning	Jake Means	CJ Alexander	Morgan McCullough	Tucker Bradley	Nick Loftin	Ytler Gentry	Brhet Bewley
7/17	@ Corpus Christi	W, 16-7	Dante Biasi	Logan Porter	Robbie Glendinning	Jake Means	CJ Alexander	Morgan McCullough	Tucker Bradley	Nick Loftin	Ytler Gentry	Brhet Bewley
7/18	SPRINGFIELD	L, 11-4	Sebastian Rivero	Logan Porter	Robbie Glendinning	Nick Loftin	CJ Alexander	Maikel Garcia	Tucker Bradley	John Rave	Ytler Gentry	Seuly Matias
7/23	SPRINGFIELD	L, 7-4	Anthony Veneziano	Sebastian Rivero	Logan Porter	Nick Loftin	CJ Alexander	Maikel Garcia	Tucker Bradley	John Rave	Seuly Matias	Ytler Gentry
7/24	SPRINGFIELD	L, 11-4	Alec Marsh	Tyler Cropley	Robbie Glendinning	Brhet Bewley	Jake Means	Maikel Garcia	Tucker Bradley	Nick Loftin	Ytler Gentry	Logan Porter
7/26	@ Wichita	W, 9-3	Noah Murdock	Sebastian Rivero	CJ Alexander	Robbie Glendinning	Nick Loftin	Maikel Garcia	Tucker Bradley	John Rave	Ytler Gentry	Logan Porter
7/27	@ Wichita	L, 10-2	Dante Biasi	Sebastian Rivero	CJ Alexander	Robbie Glendinning	Nick Loftin	Jake Means	Tyler Gentry	John Rave	Seuly Matias	Tucker Bradley
7/28	@ Wichita	L, 12-4	Jon Bowlan	Tyler Cropley	Logan Porter	Robbie Glendinning	CJ Alexander	Jake Means	Tucker Bradley	Nick Loftin	Seuly Matias	John Rave
7/29	@ Wichita	W, 2-4	Anthony Veneziano	Sebastian Rivero	Logan Porter	Jake Means	CJ Alexander	Maikel Garcia	Tucker Bradley	Nick Loftin	Ytler Gentry	Seuly Matias
7/30	@ Wichita	L, 11-3	Alec Marsh	Sebastian Rivero	Logan Porter	Brhet Bewley	CJ Alexander	Jake Means	Tucker Bradley	Nick Loftin	Seuly Matias	Ytler Gentry
7/31	@ Wichita	L, 5-3	Andrew Hoffmann	Tyler Cropley	Logan Porter	Robbie Glendinning	CJ Alexander	Nick Loftin	Tucker Bradley	John Rave	Ytler Gentry	Seuly Matias
8/2	TULSA	W, 9-5	Dante Biasi	Tyler Cropley	Logan Porter	Robbie Glendinning	Jake Means	Nick Loftin	Tucker Bradley	John Rave	Ytler Gentry	Seuly Matias
8/3	TULSA	W, 6-4	T.J. Sikkema	Logan Porter	CJ Alexander	Robbie Glendinning	Jake Means	Nick Loftin	Tucker Bradley	John Rave	Seuly Matias	Ytler Gentry
8/4	TULSA	L, 23-7	Jon Bowlan	Tyler Cropley	CJ Alexander	Robbie Glendinning	Nick Loftin	Morgan McCullough	Tyler Gentry	John Rave	Seuly Matias	Tucker Bradley
8/5	TULSA	L, 12-9	Anthony Veneziano	Logan Porter	CJ Alexander	Brhet Bewley	Jake Means	Morgan McCullough	Tucker Bradley	Nick Loftin	Seuly Matias	Ytler Gentry
8/6	TULSA	L, 9-2	Alec Marsh	Tyler Cropley	Logan Porter	Robbie Glendinning	Jake Means	Nick Loftin	Tucker Bradley	John Rave	Ytler Gentry	CJ Alexander
8/7	TULSA	W, 8-1	Andrew Hoffmann	Logan Porter	CJ Alexander	Morgan McCullough	Jake Means	Nick Loftin	Tucker Bradley	John Rave	Seuly Matias	Robbie Glendinning
8/9	@ Arkansas	L, 8-1	T.J. Sikkema	Logan Porter	CJ Alexander	Robbie Glendinning	Jake Means	Angelo Castellano	Tucker Bradley	Diego Hernandez	John Rave	Ytler Gentry
8/10	@ Arkansas	W, 8-4	Jon Bowlan	Logan Porter	CJ Alexander	Morgan McCullough	Robbie Glendinning	Angelo Castellano	Tucker Bradley	Diego Hernandez	John Rave	Ytler Gentry
8/11	@ Arkansas	L, 6-4	Anthony Veneziano	Tyler Cropley	CJ Alexander	Brhet Bewley	Jake Means	Angelo Castellano	Tyler Gentry	John Rave	Seuly Matias	Tucker Bradley
8/12	@ Arkansas	L, 6-0	Dante Biasi	Logan Porter	CJ Alexander	Morgan McCullough	Robbie Glendinning	Angelo Castellano	Tyler Gentry	John Rave	Seuly Matias	Ytler Gentry
8/13	@ Arkansas	L, 11-5	Andrew Hoffmann									

DATE	OPPONENT	RESULT	1	2	3	4	5	6	7	8	9
4/8	@ Springfield	W, 11-8	Maikel Garcia	Nick Loftin	Michael Massey	Seuly Matias	Sebastian Rivero	Robbie Glendinning	Nate Eaton	Jake Means	John Rave
4/9	@ Springfield	L, 14-11	Maikel Garcia	Nick Loftin	Michael Massey	Seuly Matias	Sebastian Rivero	Robbie Glendinning	Nate Eaton	Logan Porter	John Rave
4/10	@ Springfield	L, 10-5	Maikel Garcia	John Rave	Michael Massey	Seuly Matias	Nate Eaton	Ryan Grotjohn	Jake Means	Tyler Cropley	Tucker Bradley
4/12	WICHITA	W, 8-6	Maikel Garcia	Nick Loftin	Michael Massey	Seuly Matias	Sebastian Rivero	John Rave	Nate Eaton	Jake Means	Tucker Bradley
4/13	WICHITA	W, 9-5	Maikel Garcia	Nick Loftin	Michael Massey	Seuly Matias	Sebastian Rivero	John Rave	Tyler Cropley	Logan Porter	Tucker Bradley
4/14	WICHITA	L, 7-1	Maikel Garcia	Nick Loftin	John Rave	Jake Means	Sebastian Rivero	Nate Eaton	Robbie Glendinning	Logan Porter	Ryan Grotjohn
4/15	WICHITA	L, 4-2	Maikel Garcia	Nick Loftin	Michael Massey	Seuly Matias	Nate Eaton	Jake Means	Robbie Glendinning	Tyler Cropley	Tucker Bradley
4/16	WICHITA	L, 6-5 (10)	Nick Loftin	John Rave	Michael Massey	Jake Means	Sebastian Rivero	Nate Eaton	Ryan Grotjohn	Logan Porter	Tucker Bradley
4/17	WICHITA	L, 5-1	Maikel Garcia	John Rave	Michael Massey	Seuly Matias	Nate Eaton	Robbie Glendinning	Logan Porter	Tyler Cropley	Tucker Bradley
4/19	@ Frisco	L, 4-3	Maikel Garcia	Nick Loftin	Michael Massey	Seuly Matias	Sebastian Rivero	Nate Eaton	Robbie Glendinning	Jake Means	John Rave
4/20	@ Frisco	W, 7-2	Maikel Garcia	Nick Loftin	Michael Massey	Seuly Matias	Sebastian Rivero	Nate Eaton	Robbie Glendinning	Logan Porter	John Rave
4/21	@ Frisco	L, 12-2	Maikel Garcia	Nick Loftin	Michael Massey	Seuly Matias	John Rave	Robbie Glendinning	Logan Porter	Jake Means	Tucker Bradley
4/22	@ Frisco	W, 11-2	Maikel Garcia	Nick Loftin	Michael Massey	Seuly Matias	Nate Eaton	Sebastian Rivero	Robbie Glendinning	Logan Porter	Jake Means
4/23	@ Frisco	W, 12-4	Maikel Garcia	Nick Loftin	Michael Massey	Seuly Matias	John Rave	Sebastian Rivero	Nate Eaton	Jake Means	Tucker Bradley
4/24	@ Frisco	W, 4-3	Nick Loftin	John Rave	Michael Massey	Seuly Matias	Robbie Glendinning	Nate Eaton	Logan Porter	Jake Means	Tucker Bradley
4/26	AMARILLO	W, 9-5 (11)	Maikel Garcia	Nick Loftin	Michael Massey	Seuly Matias	Sebastian Rivero	John Rave	Robbie Glendinning	Jake Means	Tucker Bradley
4/27	AMARILLO	W, 12-6	Maikel Garcia	Nick Loftin	Michael Massey	Seuly Matias	John Rave	Nate Eaton	Nate Eaton	Logan Porter	Tucker Bradley
4/28	AMARILLO	L, 9-5	Maikel Garcia	Nick Loftin	Michael Massey	Seuly Matias	Nate Eaton	Sebastian Rivero	Robbie Glendinning	Jake Means	Tucker Bradley
4/29	AMARILLO	W, 8-7	Maikel Garcia	Nick Loftin	Michael Massey	Robbie Glendinning	Nate Eaton	John Rave	Logan Porter	Jake Means	Tucker Bradley
4/30	AMARILLO	L, 7-5	Maikel Garcia	Nick Loftin	Michael Massey	Seuly Matias	John Rave	Sebastian Rivero	Logan Porter	Ryan Grotjohn	Tucker Bradley
5/1	AMARILLO	W, 9-4	Maikel Garcia	Nate Eaton	Michael Massey	Seuly Matias	John Rave	Robbie Glendinning	Logan Porter	Jake Means	Tucker Bradley
5/2	@ Springfield	L, 12-5	Maikel Garcia	Nick Loftin	Michael Massey	Seuly Matias	Nate Eaton	Sebastian Rivero	Robbie Glendinning	Jake Means	John Rave
5/4	@ Springfield	W, 13-3	Maikel Garcia	Nick Loftin	Michael Massey	Seuly Matias	Nate Eaton	Sebastian Rivero	Robbie Glendinning	Logan Porter	John Rave
5/5	@ Springfield	W, 9-6	Maikel Garcia	Nick Loftin	Robbie Glendinning	Seuly Matias	Nate Eaton	Logan Porter	Jake Means	Brhet Bewley	Tucker Bradley
5/6	@ Springfield	L, 2-1	Maikel Garcia	Nick Loftin	Michael Massey	Seuly Matias	Nate Eaton	Sebastian Rivero	John Rave	Robbie Glendinning	Tucker Bradley
5/7	@ Springfield	W, 4-0	Maikel Garcia	Nick Loftin	Michael Massey	Seuly Matias	John Rave	Logan Porter	Brhet Bewley	Jake Means	Tucker Bradley
5/8	@ Springfield	W, 9-5	Maikel Garcia	Nick Loftin	Michael Massey	Seuly Matias	John Rave	Logan Porter	John Rave	Jake Means	Tucker Bradley
5/10	WICHITA	W, 7-4	Maikel Garcia	Nick Loftin	Michael Massey	Seuly Matias	John Rave	Nate Eaton	Robbie Glendinning	Logan Porter	Tucker Bradley
5/11	WICHITA	L, 4-3	Maikel Garcia	John Rave	Michael Massey	Seuly Matias	Nate Eaton	Robbie Glendinning	Logan Porter	Jake Means	Tucker Bradley
5/12	WICHITA	L, 10-4	Maikel Garcia	Nick Loftin	Michael Massey	Seuly Matias	Nate Eaton	Robbie Glendinning	Logan Porter	Brhet Bewley	John Rave
5/13	WICHITA	W, 7-0	Maikel Garcia	Nick Loftin	Michael Massey	Seuly Matias	John Rave	Nate Eaton	Gavin Stupiensi	Jake Means	Tucker Bradley
5/14	WICHITA	L, 7-6	Maikel Garcia	Nick Loftin	Michael Massey	Seuly Matias	Robbie Glendinning	Nate Eaton	Sebastian Rivero	Jake Means	Tucker Bradley
5/15	WICHITA	Cancelled/Rain									
5/17	@ Arkansas	L, 7-6 (10)	Maikel Garcia	Nick Loftin	Michael Massey	Seuly Matias	Nate Eaton	John Rave	Robbie Glendinning	Logan Porter	Tucker Bradley
5/18	@ Arkansas	W, 5-4	Maikel Garcia	Nick Loftin	Michael Massey	Seuly Matias	Nate Eaton	Robbie Glendinning	Logan Porter	Jake Means	John Rave
5/19	@ Arkansas	L, 5-0	Maikel Garcia	Nate Eaton	Michael Massey	Seuly Matias	Robbie Glendinning	John Rave	Logan Porter	Brhet Bewley	Tucker Bradley
5/20	@ Arkansas	W, 12-1	Maikel Garcia	Nick Loftin	Michael Massey	Seuly Matias	Nate Eaton	John Rave	Jake Means	Gavin Stupiensi	Tucker Bradley
5/21	@ Arkansas	W, 11-4 (8)	Maikel Garcia	Nick Loftin	Michael Massey	Logan Porter	Nate Eaton	John Rave	Robbie Glendinning	Jake Means	Tucker Bradley
5/22	@ Arkansas	W, 10-5	Maikel Garcia	Nick Loftin	Michael Massey	Robbie Glendinning	John Rave	Logan Porter	Robbie Glendinning	Ryan Grotjohn	Tucker Bradley
5/24	@ Midland	W, 8-5	Maikel Garcia	Nick Loftin	Michael Massey	Robbie Glendinning	Nate Eaton	Seuly Matias	Logan Porter	Jake Means	John Rave
5/25	@ Midland	W, 11-3	Maikel Garcia	Nick Loftin	Michael Massey	Robbie Glendinning	Nate Eaton	Seuly Matias	Logan Porter	Jake Means	Tucker Bradley
5/26	@ Midland	L, 2-1 (10)	Maikel Garcia	Nick Loftin	Michael Massey	Robbie Glendinning	Brhet Bewley	Gavin Stupiensi	Jake Means	Ryan Grotjohn	Tucker Bradley
5/27	@ Midland	W, 14-6	Maikel Garcia	Nick Loftin	Michael Massey	Robbie Glendinning	Logan Porter	Seuly Matias	Brhet Bewley	Jake Means	Tucker Bradley
5/28	@ Midland	W, 12-8	Maikel Garcia	Nick Loftin	Brhet Bewley	Robbie Glendinning	Brhet Bewley	Seuly Matias	Robbie Glendinning	Ryan Grotjohn	Tucker Bradley
5/29	@ Midland	L, 3-1	Maikel Garcia	Nick Loftin	Michael Massey	Robbie Glendinning	Brhet Bewley	Seuly Matias	Gavin Stupiensi	Jake Means	Tucker Bradley
5/31	CORPUS CHRISTI	L, 8-7	Maikel Garcia	Nick Loftin	Michael Massey	Robbie Glendinning	Logan Porter	Seuly Matias	Ryan Grotjohn	Jake Means	Tucker Bradley
6/1	CORPUS CHRISTI	L, 6-2	Maikel Garcia	Brhet Bewley	Michael Massey	Robbie Glendinning	Logan Porter	Seuly Matias	Ryan Grotjohn	Jake Means	Tucker Bradley
6/2	CORPUS CHRISTI	W, 8-2	Tucker Bradley	Maikel Garcia	Michael Massey	Robbie Glendinning	Seuly Matias	Brhet Bewley	Gavin Stupiensi	Jake Means	Parker Bates
6/3	CORPUS CHRISTI	L, 5-4	Maikel Garcia	Brhet Bewley	Michael Massey	Robbie Glendinning	Logan Porter	Seuly Matias	Ryan Grotjohn	Jake Means	Parker Bates
6/4	CORPUS CHRISTI	W, 10-5	Maikel Garcia	Tucker Bradley	Michael Massey	Robbie Glendinning	Logan Porter	Seuly Matias	John Rave	Jake Means	Tucker Bradley
6/5	CORPUS CHRISTI	L, 17-4	Maikel Garcia	Tucker Bradley	Michael Massey	Robbie Glendinning	John Rave	Seuly Matias	Gavin Stupiensi	Jake Means	Brhet Bewley
6/7	@ Tulsa	L, 5-2	Maikel Garcia	Tucker Bradley	Michael Massey	Logan Porter	Nick Loftin	Seuly Matias	Robbie Glendinning	Jake Means	John Rave
6/8	@ Tulsa	Postponed/Rain									
6/9 G1	@ Tulsa	W, 5-3 (7)	Maikel Garcia	Nick Loftin	Michael Massey	Logan Porter	Robbie Glendinning	Seuly Matias	John Rave	Jake Means	Brhet Bewley
6/9 G2	@ Tulsa	W, 3-0 (7)	Maikel Garcia	Nick Loftin	Michael Massey	Logan Porter	Tucker Bradley	Seuly Matias	Jake Means	Gavin Stupiensi	Ryan Grotjohn
6/10	@ Tulsa	L, 12-4	Maikel Garcia	Nick Loftin	Michael Massey	Logan Porter	John Rave	Seuly Matias	Tucker Bradley	Robbie Glendinning	Jake Means
6/11	@ Tulsa	L, 9-4	Maikel Garcia	Nick Loftin	Michael Massey	Logan Porter	John Rave	Robbie Glendinning	Jake Means	Brhet Bewley	Tucker Bradley
6/12	@ Tulsa	W, 7-3	Tucker Bradley	Nick Loftin	Michael Massey	Robbie Glendinning	John Rave	Jake Means	Gavin Stupiensi	Brhet Bewley	Ryan Grotjohn
6/14	ARKANSAS	W, 7-5	Maikel Garcia	Nick Loftin	John Rave	Logan Porter	Tyler Gentry	Robbie Glendinning	Tyler Cropley	Jake Means	Tucker Bradley
6/15	ARKANSAS	L, 5-4	Maikel Garcia	Nick Loftin	John Rave	Logan Porter	Tyler Gentry	Sebastian Rivero	Robbie Glendinning	Jake Means	Tucker Bradley
6/16	ARKANSAS	L, 18-3	Maikel Garcia	John Rave	John Rave	Logan Porter	Tyler Gentry	Sebastian Rivero	John Rave	Jake Means	Tucker Bradley
6/17	ARKANSAS	L, 13-2	Maikel Garcia	Nick Loftin	John Rave	Logan Porter	John Rave	Robbie Glendinning	Ryan Grotjohn	Tyler Cropley	Tucker Bradley
6/18	ARKANSAS	W, 0-0	Maikel Garcia	Nick Loftin	Tyler Gentry	Logan Porter	John Rave	Robbie Glendinning	Sebastian Rivero	Jake Means	Tucker Bradley
6/19	ARKANSAS	W, 4-0	Maikel Garcia	Tucker Bradley	Logan Porter	Seuly Matias	John Rave	Jake Means	Tyler Cropley	Brhet Bewley	Ryan Grotjohn
6/21	SPRINGFIELD	L, 5-3	Maikel Garcia	Nick Loftin	Tyler Gentry	Logan Porter	John Rave	Seuly Matias	Sebastian Rivero	Robbie Glendinning	Jake Means
6/22	SPRINGFIELD	L, 9-6	Maikel Garcia	Nick Loftin	Tyler Gentry	Logan Porter	John Rave	Seuly Matias	Robbie Glendinning	Tyler Cropley	Tucker Bradley
6/23	SPRINGFIELD	L, 11-2	Maikel Garcia	Nick Loftin	Logan Porter	Seuly Matias	Robbie Glendinning	Tucker Bradley	Sebastian Rivero	Jake Means	Brhet Bewley
6/24	SPRINGFIELD	L, 7-1	Maikel Garcia	Tucker Bradley	Logan Porter	Tyler Gentry	Robbie Glendinning	John Rave	Sebastian Rivero	Jake Means	Ryan Grotjohn
6/25	SPRINGFIELD	L, 13-10	Nick Loftin	Tucker Bradley	Logan Porter	Robbie Glendinning	John Rave	Seuly Matias	Sebastian Rivero	Brhet Bewley	Ryan Grotjohn
6/26	SPRINGFIELD	L, 8-2	Maikel Garcia	Nick Loftin	Logan Porter	Tyler Gentry	Robbie Glendinning	John Rave	Seuly Matias	Jake Means	Tyler Cropley
6/28	@ Amarillo	W, 20-6	Maikel Garcia	Nick Loftin	Tyler Gentry	Robbie Glendinning	John Rave	Seuly Matias	Sebastian Rivero	Jake Means	Tucker Bradley
6/29	@ Amarillo	L, 12-4	Maikel Garcia	Nick Loftin	Tyler Gentry	Robbie Glendinning	John Rave	Seuly Matias	Sebastian Rivero	Brhet Bewley	Tucker Bradley
6/30	@ Amarillo	L, 5-4	Maikel Garcia	Nick Loftin	Tyler Gentry	Robbie Glendinning	Logan Porter	John Rave	Seuly Matias	Jake Means	Tyler Cropley
7/1	@ Amarillo	L, 11-10	Maikel Garcia	Nick Loftin	Tyler Gentry	Robbie Glendinning	Logan Porter	John Rave	Sebastian Rivero	Jake Means	Tucker Bradley
7/2	@ Amarillo	L, 13-12	Maikel Garcia	Nick Loftin	Tyler Gentry	Robbie Glendinning	Logan Porter	Seuly Matias	Jake Means	Tyler Cropley	Brhet Bewley
7/3	@ Amarillo	W, 10-4	Nick Loftin	Tucker Bradley	Tyler Gentry	Robbie Glendinning	John Rave	Seuly Matias	Sebastian Rivero	Jake Means	Ryan Grotjohn
7/4	TULSA	W, 7-6 (10)	Maikel Garcia	Nick Loftin	Logan Porter	Robbie Glendinning	John Rave	Seuly Matias	Tucker Bradley	Jake Means	Tyler Cropley
7/6	TULSA	L, 10-4	Maikel Garcia	Nick Loftin	Logan Porter	Robbie Glendinning	John Rave	Seuly Matias	Sebastian Rivero	Jake Means	Tucker Bradley
7/7	TULSA	L, 3-0	Maikel Garcia	Nick Loftin	Logan Porter	Logan Porter	John Rave	Seuly Matias	Tucker Bradley	Sebastian Rivero	Jake Means
7/8	TULSA	L, 3-2	Maikel Garcia	Nick Loftin	Tyler Gentry	Robbie Glendinning	Logan Porter	Seuly Matias	Jake Means	Tyler Cropley	Brhet Bewley
7/9	TULSA	W, 6-3	Tucker Bradley	Nick Loftin	Tyler Gentry	Robbie Glendinning	John Rave	Logan Porter	Seuly Matias	Sebastian Rivero	Ryan Grotjohn
7/10	TULSA	L, 6-3	Maikel Garcia	Tucker Bradley	Nick Loftin	Tyler Gentry	Robbie Glendinning	John Rave	Seuly Matias	Jake Means	Tyler Cropley
7/12	@ Corpus Christi	L, 8-3	Tucker Bradley	Nick Loftin	Tyler Gentry	Robbie Glendinning	Logan Porter	Seuly Matias	Jake Means	Brhet Bewley	Tucker Bradley
7/13	@ Corpus Christi	L, 10-3	Tucker Bradley	Nick Loftin	Tyler Gentry	Robbie Glendinning	CJ Alexander	Logan Porter	Seuly Matias	Morgan McCullough	Morgan McCullough
7/14	@ Corpus Christi	L, 16-3	Tucker Bradley	Nick Loftin	Tyler Gentry	Robbie Glendinning	CJ Alexander	Seuly Matias	Jake Means	Gavin Stupiensi	Morgan McCullough
7/15	@ Corpus Christi	W, 9-5	Tucker Bradley	Nick Loftin	Tyler Gentry	Robbie Glendinning	Logan Porter	Seuly Matias	Jake Means	Brhet Bewley	Morgan McCullough
7/16	@ Corpus Christi	L, 12-7	Tucker Bradley	Nick Loftin	Tyler Gentry	Robbie Glendinning	Logan Porter	CJ Alexander	Jake Means	Brhet Bewley	Morgan McCullough
7/17	@ Corpus Christi	W, 16-7	Tucker Bradley	Nick Loftin	Tyler Gentry	Robbie Glendinning	Logan Porter	CJ Alexander	Jake Means	Brhet Bewley	Morgan McCullough
7/18	SPRINGFIELD	L, 11-4	Maikel Garcia	Tucker Bradley	Nick Loftin	Tyler Gentry	Robbie Glendinning	Sebastian Rivero	Seuly Matias	Sebastian Rivero	John Rave
7/23	SPRINGFIELD	L, 7-4	Maikel Garcia	Tucker Bradley	Nick Loftin	Tyler Gentry	Logan Porter	CJ Alexander	Seuly Matias	Sebastian Rivero	John Rave
7/24	SPRINGFIELD	L, 11-4	Maikel Garcia	Tucker Bradley	Nick Loftin	Tyler Gentry	Robbie Glendinning	Logan Porter	Jake Means	Tyler Cropley	Brhet Bewley
7/26	@ Wichita	L, 9-3	Maikel Garcia	Tucker Bradley	Nick Loftin	Tyler Gentry	John Rave	Robbie Glendinning	CJ Alexander	Logan Porter	Sebastian Rivero
7/27	@ Wichita	W, 5-0	Tucker Bradley	Nick Loftin	Tyler Gentry	Robbie Glendinning	CJ Alexander	Seuly Matias	John Rave	Jake Means	Tyler Cropley
7/28	@ Wichita	L, 10-2	Tucker Bradley	Nick Loftin	Logan Porter	Robbie Glendinning	John Rave	Seuly Matias	CJ Alexander	Jake Means	Tyler Cropley
7/29	@ Wichita	W, 3-2	Tucker Bradley	Nick Loftin	Tyler Gentry	Logan Porter	John Rave	Seuly Matias	CJ Alexander	Sebastian Rivero	Jake Means
7/30	@ Wichita	L, 11-3	Tucker Bradley	Nick Loftin	Tyler Gentry	Logan Porter	Seuly Matias	Sebastian Rivero	CJ Alexander	Jake Means	Brhet Bewley
7/31	@ Wichita	L, 5-3	Tucker Bradley	Nick Loftin	Tyler Gentry	Robbie Glendinning	John Rave	Logan Porter	CJ Alexander	Seuly Matias	Tyler Cropley
8/2	TULSA	W, 9-5	Tucker Bradley	Nick Loftin	Tyler Gentry	Robbie Glendinning	John Rave	Logan Porter	Seuly Matias	Jake Means	Tyler Cropley
8/3	TULSA	W, 4-4	Tucker Bradley	Nick Loftin	Tyler Gentry	Robbie Glendinning	John Rave	Logan Porter	CJ Alexander	Seuly Matias	Jake Means
8/4	TULSA	L, 23-7	Tucker Bradley	Nick Loftin	Tyler Gentry	Robbie Glendinning	John Rave	Logan Porter	CJ Alexander	Tyler Cropley	Morgan McCullough
8/5	TULSA	L, 12-9	Tucker Bradley	Nick Loftin	Tyler Gentry	Logan Porter	CJ Alexander	Seuly Matias	Jake Means	Brhet Bewley	Morgan McCullough
8/6	TULSA	L, 9-2	Tucker Bradley	Nick Loftin	Tyler Gentry	CJ Alexander	Robbie Glendinning	John Rave	Logan Porter	Jake Means	Tyler Cropley
8/7	TULSA	W, 8-1	Tucker Bradley	Nick Loftin	Logan Porter	CJ Alexander	Robbie Glendinning	John Rave	Seuly Matias	Jake Means	Morgan McCullough
8/9	@ Arkansas	L, 8-1	Tucker Bradley	Diego Hernández	Tyler Gentry	CJ Alexander	Robbie Glendinning	John Rave	Luca Tresh	Jake Means	Angelo Castellano
8/10	@ Arkansas	W, 8-4	Tucker Bradley	Diego Hernández	Tyler Gentry	CJ Alexander	Robbie Glendinning	John Rave	Luca Tresh	Angelo Castellano	Morgan McCullough
8/11	@ Arkansas	L, 6-4	Tucker Bradley	Angelo Castellano	Tyler Gentry	CJ Alexander	Robbie Glendinning	John Rave	Brhet Bewley	Morgan McCullough	Tyler Cropley
8/12	@ Arkansas	L, 6-0	Diego Hernández	Tyler Gentry	CJ Alexander	Robbie Glendinning	John Rave	Luca Tresh	Seuly Matias	Morgan McCullough	Angelo Castellano
8/13	@ Arkansas	L, 11-5	Tucker Bradley	Diego Hernández	Tyler Gentry	Robbie Glendinning	John Rave	Luca Tresh	Seuly Matias	Morgan McCullough	Angelo Castellano
8/14	@ Arkansas	L, 5-0	Tucker Bradley	Diego Hernández	Robbie Glendinning	CJ Alexander	Jake Means	John Rave	Tyler Cropley	Brhet Bewley	Angelo Castellano
8/16	SAN ANTONIO	L, 5-3	Tucker Bradley	Tyler Gentry	CJ Alexander	Robbie Glendinning	John Rave	Seuly Matias	Sebastian Rivero	Jake Means	Angelo Castellano
8/17	SAN ANTONIO	L, 20-15	Tucker Bradley	Diego Hernández	Tyler Gentry	Robbie Glendinning	John Rave	Luca Tresh	Seuly Matias	Jake Means	Morgan McCullough
8/18	SAN ANTONIO	L, 9-8	Tucker Bradley	Tyler Gentry	Robbie Glendinning	John Rave	Seuly Matias	Jake Means	Morgan McCullough	Angelo Castellano	Angelo Castellano
8/19	SAN ANTONIO	W, 9-8	Tucker Bradley	Diego Hernández	Tyler Gentry	Robbie Glendinning	John Rave	Luca Tresh	Jake Means	Sebastian Rivero	Angelo Castellano
8/20	SAN ANTONIO	W, 5-3 (10)	Tucker Bradley	Diego Hernández	Tyler Gentry	CJ Alexander	Robbie Glendinning	John Rave	Jake Means	Sebastian Rivero	Morgan McCullough
8/21	SAN ANTONIO	W, 9-3	Tucker Bradley								





LF

Tucker Bradley, 75 (33-42)  
John Rave, 19 (9-10)  
Tyler Gentry, 14 (3-11)  
Ryan Grotjohn, 4 (1-3)  
Nate Eaton, 3 (2-1)  
Nick Loftin, 2 (2-0)  
Diego Hernández, 1 (0-1)

CF

Nick Loftin, 53 (20-33)  
John Rave, 50 (22-28)  
Diego Hernández, 11 (5-6)  
Parker Bates, 2 (1-1)  
Ryan Grotjohn, 1 (1-0)  
Tucker Bradley, 1 (0-1)

RF

Seuly Matias, 62 (26-36)  
Tyler Gentry, 26 (10-16)  
John Rave, 13 (3-10)  
Nate Eaton, 7 (3-4)  
Tucker Bradley, 5 (3-2)  
Ryan Grotjohn, 2 (2-0)  
Diego Hernández, 2 (1-1)  
Parker Bates, 1 (0-1)

SS

Maikel García, 77 (31-46)  
Morgan McCullough, 11 (4-7)  
Angelo Castellano, 11 (2-9)  
Nick Loftin, 6 (4-2)  
Jake Means, 5 (3-2)  
Ryan Grotjohn, 4 (2-2)  
Jeison Guzmán, 3 (2-1)  
Nate Eaton, 1 (1-0)

2B

Michael Massey, 46 (25-21)  
Brhet Bewley, 20 (6-14)  
Nick Loftin, 19 (7-12)  
Robbie Glendinning, 17 (5-12)  
Morgan McCullough, 6 (4-2)  
Jake Means, 5 (2-3)  
Ryan Grotjohn, 5 (0-5)

3B

Jake Means, 60 (23-37)  
Nate Eaton, 23 (10-13)  
CJ Alexander, 10 (2-8)  
Robbie Glendinning, 9 (5-4)  
Logan Porter, 6 (3-3)  
Brhet Bewley, 4 (4-0)  
Nick Loftin, 3 (1-2)  
Morgan McCullough, 2 (0-2)  
Ryan Grotjohn, 1 (1-0)

SP

Alec Marsh, 21 (4-17)  
Anthony Veneziano, 21 (9-12)  
Dante Biasi, 15 (9-6)  
Ángel Zerpa, 13 (5-8)  
Drew Parrish, 10 (5-5)  
Andrew Hoffmann, 7 (3-4)  
Noah Murdock, 6 (1-5)  
Jon Bowlan, 5 (2-3)  
T.J. Sikkema, 5 (2-3)  
Will Klein, 3 (2-1)  
Asa Lacy, 3 (2-1)  
Marcelo Martinez, 3 (2-1)  
Zack Phillips, 3 (2-1)  
Zach Haake, 1 (1-0)  
Walter Pennington, 1 (0-1)

1B

Robbie Glendinning, 60 (26-34)  
CJ Alexander, 20 (7-13)  
Logan Porter, 20 (6-14)  
Jake Means, 18 (10-8)

DH

Seuly Matias, 23 (9-14)  
Tucker Bradley, 15 (6-9)  
Robbie Glendinning, 14 (6-8)  
Tyler Gentry, 14 (4-10)  
Logan Porter, 14 (4-10)  
John Rave, 8 (6-2)  
Michael Massey, 8 (2-6)  
Nick Loftin, 6 (5-1)  
Brhet Bewley, 6 (1-5)  
CJ Alexander, 3 (1-2)  
Nate Eaton, 2 (2-0)  
Jake Means, 2 (2-0)  
Ryan Grotjohn, 2 (1-1)  
Sebastian Rivero, 1 (0-1)

C

Sebastian Rivero, 40 (16-24)  
Logan Porter, 35 (19-16)  
Tyler Cropley, 22 (4-18)  
Luca Tresh, 11 (5-6)  
Gavin Stupiensi, 10 (5-5)

1	2	3	4	5	6	7	8	9
Maikel García, 76 (30-46) Tucker Bradley, 34 (16-18) Nick Loftin, 6 (4-2) Diego Hernández, 2 (1-1)	Nick Loftin, 77 (35-42) Diego Hernández, 12 (6-6) Tucker Bradley, 12 (3-9) John Rave, 5 (1-4) Tyler Gentry, 4 (1-3) Brhet Bewley, 3 (1-2) Nate Eaton, 2 (1-1) Angelo Castellano, 2 (0-2) Maikel García, 1 (1-0)	Michael Massey, 54 (27-27) Tyler Gentry, 40 (15-25) Logan Porter, 8 (3-5) Robbie Glendinning, 5 (3-2) Nick Loftin, 5 (0-5) John Rave, 4 (1-3) CJ Alexander, 2 (0-2)	Robbie Glendinning, 41 (20-21) Seuly Matias, 32 (14-18) Logan Porter, 18 (8-10) CJ Alexander, 14 (5-9) Tyler Gentry, 7 (0-7) John Rave, 4 (2-2) Jake Means, 2 (0-2)	John Rave, 34 (19-15) Robbie Glendinning, 23 (9-14) Nate Eaton, 19 (7-12) Logan Porter, 15 (4-11) Sebastian Rivero, 9 (4-5) CJ Alexander, 5 (2-3) Tyler Gentry, 3 (1-2) Seuly Matias, 3 (1-2) Luca Tresh, 2 (2-0) Brhet Bewley, 2 (0-2) Tucker Bradley, 1 (1-0) Nick Loftin, 1 (0-1) Jake Means, 1 (0-1)	Seuly Matias, 33 (14-19) John Rave, 27 (10-17) Robbie Glendinning, 13 (4-9) Sebastian Rivero, 12 (5-7) Nate Eaton, 9 (6-3) Logan Porter, 8 (5-3) Jake Means, 4 (2-2) CJ Alexander, 4 (1-3) Jeison Guzmán, 2 (0-2) Brhet Bewley, 1 (1-0) Tucker Bradley, 1 (0-1) Ryan Grotjohn, 1 (0-1) Gavin Stupiensi, 1 (0-1)	Robbie Glendinning, 16 (6-10) Jake Means, 16 (6-10) Logan Porter, 15 (6-9) Seuly Matias, 15 (5-10) Sebastian Rivero, 10 (3-7) CJ Alexander, 7 (2-5) Ryan Grotjohn, 7 (1-6) Gavin Stupiensi, 6 (4-2) Luca Tresh, 6 (3-3) Nate Eaton, 5 (4-1) John Rave, 4 (3-1) Tucker Bradley, 4 (2-2) Brhet Bewley, 3 (2-1) Tyler Cropley, 3 (2-1) Jeison Guzmán, 1 (0-1)	Jake Means, 59 (27-32) Brhet Bewley, 12 (6-6) Logan Porter, 11 (6-5) Tyler Cropley, 10 (1-9) Sebastian Rivero, 8 (4-4) Morgan McCullough, 5 (0-5) Robbie Glendinning, 3 (1-2) Ryan Grotjohn, 3 (1-2) Gavin Stupiensi, 3 (1-2) Seuly Matias, 2 (1-1) Angelo Castellano, 1 (0-1) Luca Tresh, 1 (0-1)	Tucker Bradley, 44 (21-23) Morgan McCullough, 13 (7-6) John Rave, 12 (4-8) Angelo Castellano, 9 (2-7) Brhet Bewley, 9 (1-8) Tyler Cropley, 9 (1-8) Ryan Grotjohn, 8 (5-3) Jake Means, 8 (5-3) Parker Bates, 3 (2-1) Sebastian Rivero, 2 (1-1) Nate Eaton, 1 (0-1)



PLAYER	GS	POSITION										BATTING ORDER								
		C	1B	2B	3B	SS	LF	CF	RF	OF	DH	1ST	2ND	3RD	4TH	5TH	6TH	7TH	8TH	9TH
Robbie Glendinning	101		61	17	9						14			5	41	23	13	16	3	
Tucker Bradley	96						75	1	5	81	15	34	12			1	1	4		44
John Rave	90						19	50	13	82	8		5	4	4	34	27	4		12
Jake Means	90		18	5	60	5					2				2	1	4	16	59	8
Nick Loftin	89			19	3	6	2	53		55	6	6	77	5		1				
Seuly Matias	85								62	62	23				32	3	33	15	2	
Maikel Garcia	77					77						76	1							
Logan Porter	75	35	20		6						14			8	18	15	8	15	11	
Michael Massey	54			46							8			54						
Tyler Gentry	54						14		26	40	14		4	40	7	3				
Sebastian Rivero	41	40									1					9	12	10	8	2
Nate Eaton	36				23	1	3		7	10	2		2			19	9	5		1
CJ Alexander	32		19		10						3			2	14	5	4	7		
Brhet Bewley	30			20	4						6		3			2	1	3	12	9
Tyler Cropley	22	22																3	10	9
Ryan Grotjohn	19			5	1	4	4	1	2	7	2						1	7	3	8
Morgan McCullough	18			6	2	10													5	13
Diego Hernández	14						1	11	2	14		2	12							
Angelo Castellano	12					12							2						1	9
Luca Tresh	11	11														2	2	6	1	
Gavin Stupienski	10	10															1	6	3	
Parker Bates	3							2	1	3										3
Jeison Guzmán	3					3											2	1		

## OUTFIELD ASSISTS (30)

TUCKER BRADLEY (7) *LF* 6  
*RF* 1

NATE EATON (4) *LF* 1  
*RF* 3

TYLER GENTRY (7) *LF* 3  
*RF* 4

NICK LOFTIN (4) *CF* 4

SEULY MATIAS (4) *RF* 4

JOHN RAVE (4) *CF* 4

## # OF LINEUP COMBOS

118 games, 117 unique lineup combinations used

## MOST USED LINEUP (2x)

	PLAYER	Pos.
1	Tucker Bradley	LF
2	Nick Loftin	CF
3	Tyler Gentry	RF
4	Robbie Glendinning	1B
5	Logan Porter	C
6	CJ Alexander	3B
7	Jake Means	2B
8	Brhet Bewley	DH
9	Morgan McCullough	SS

## NATURALS POSITION PRODUCTION

	AVG	AB	H	TB	2B	3B	HR	RBI	BB	SO	OBP	SLG	OPS	SAC	SF	HBP	GIDP
C	.252	425	107	186	31	0	16	67	53	113	.352	.438	.790	1	3	14	7
1B	.270	440	119	209	27	0	21	93	56	147	.356	.475	.831	0	8	7	8
2B	.254	441	112	183	23	0	16	71	66	132	.351	.415	.766	3	9	5	9
3B	.220	432	95	156	25	3	10	65	59	128	.321	.361	.682	1	3	7	12
SS	.274	471	129	176	30	1	5	41	65	108	.362	.374	.736	4	3	2	9
LF	.277	448	124	182	24	2	10	58	64	100	.368	.406	.774	4	6	4	7
CF	.266	463	123	189	21	3	13	65	60	108	.354	.408	.762	6	5	6	12
RF	.269	443	119	227	18	3	28	98	53	137	.356	.512	.868	2	10	13	4
DH	.245	433	106	185	14	1	21	70	64	131	.350	.427	.777	2	6	9	4

## NATURALS LINEUP PRODUCTION

	AVG	AB	H	TB	2B	3B	HR	RBI	BB	SO	OBP	SLG	OPS	SAC	SF	HBP	GIDP
1st	.284	500	142	209	38	1	9	53	67	103	.368	.418	.786	5	3	1	12
2nd	.274	481	132	194	21	1	13	61	61	85	.357	.403	.760	7	7	5	9
3rd	.292	466	136	224	25	0	21	98	62	121	.379	.481	.860	1	11	10	8
4th	.266	455	121	215	23	1	23	92	58	161	.354	.473	.827	0	9	9	10
5th	.223	443	99	177	20	2	18	75	61	116	.326	.400	.726	0	7	10	5
6th	.264	428	113	201	19	3	21	79	65	142	.368	.470	.838	2	4	8	6
7th	.262	427	112	187	23	2	16	69	52	138	.353	.438	.791	1	7	12	4
8th	.209	417	87	138	24	0	9	49	59	138	.318	.331	.649	2	1	8	10
9th	.241	403	97	155	22	3	10	56	56	110	.335	.385	.720	5	6	4	8



GM #	APRIL	OPPONENT	SCORE	RECORD	Pos./G+/-	WIN	LOSS	SAVE	TEMP.	1ST PITCH	TIME	ATT.	HOME ATT.	NATURALS				OPPONENT			
														R	H	E	LO	R	H	E	LO
1	4/8	@ Springfield	W, 11-8	1-0	T-1st/+1.0	Á. Sotillet (1-0)	G. Black (0-1)	-	42°	6:41 PM	3:55	3,682		11	12	0	10	8	8	4	10
2	4/9	@ Springfield	L, 14-11	1-1	T-2nd/-1.0	J. Quezada (1-0)	A. Veneziano (0-1)	F. Pacheco (1)	63°	5:37 PM	3:47	3,037		11	15	2	10	14	13	2	10
3	4/10	@ Springfield	L, 10-5	1-2	T-3rd/-2.0	M. Brettell (1-0)	Á. Zerpa (0-1)	-	79°	1:38 PM	2:43	2,760		5	7	2	6	10	12	1	6
4	4/12	WICHITA	W, 8-6	2-2	T-3rd/-1.0	D. Biasi (1-0)	B. Lawson (0-1)	Á. Sotillet (1)	72°	7:04 PM	3:04	4,032	4,032	8	8	0	6	6	6	2	9
5	4/13	WICHITA	W, 8-5	3-2	2nd/-1.0	C. Cosby (1-0)	A. Scherff (0-1)	-	53°	7:05 PM	2:48	2,590	6,622	8	12	0	7	5	7	2	4
6	4/14	WICHITA	L, 7-1	3-3	3rd/-1.0	L. Varland (1-0)	D. Parrish (0-1)	-	64°	7:04 PM	3:03	2,655	9,277	1	5	0	7	7	7	0	7
7	4/15	WICHITA	L, 4-2	3-4	3rd/-2.0	S. Woods Richardson (1-0)	A. Veneziano (0-2)	A. Schuller (1)	73°	7:05 PM	2:25	4,404	13,681	2	5	0	6	4	9	1	9
8	4/16	WICHITA	L, 6-5 (10)	3-5	T-4th/-2.5	A. Angulo (1-0)	Z. Willemann (0-1)	S. Klimek (1)	55°	6:05 PM	3:25	3,003	16,684	5	6	2	12	6	16	4	11
9	4/17	WICHITA	L, 5-1	3-6	5th/-3.0	T. Viza (1-0)	A. Lacy (0-1)	-	52°	2:05 PM	2:37	1,950	18,634	1	10	1	9	5	7	0	5
10	4/19	@ Frisco	L, 4-3	3-7	5th/-4.0	S. Nordlin (2-1)	A. Marsh (0-1)	C. Lee (3)	70°	6:37 PM	2:37	2,162		3	2	0	7	4	9	1	10
11	4/20	@ Frisco	W, 7-2	4-7	T-4th/-4.0	D. Parrish (1-1)	A. Weems (0-1)	-	86°	6:37 PM	2:27	2,324		7	10	1	7	2	4	0	6
12	4/21	@ Frisco	L, 12-2	4-8	5th/-4.0	N. Starr (1-0)	A. Veneziano (0-3)	-	82°	6:37 PM	2:26	3,939		2	2	0	7	12	13	1	3
13	4/22	@ Frisco	W, 11-2	5-8	T-4th/-4.0	Á. Zerpa (1-1)	C. Bradford (1-1)	-	84°	6:36 PM	2:30	6,222		11	8	0	4	2	8	1	10
14	4/23	@ Frisco	W, 12-4	6-8	4th/-4.0	W. Pennington (1-0)	J. Leiter (0-1)	-	82°	6:40 PM	2:39	6,777		12	12	2	7	4	10	2	8
15	4/24	@ Frisco	W, 4-3	7-8	4th/-3.0	Y. Del Rosario (1-0)	C. Ragans (0-1)	Á. Sotillet (2)	75°	4:16 PM	2:21	3,208		4	9	0	9	3	6	1	6
16	4/26	AMARILLO	L, 6-5 (11)	7-9	T-4th/-3.0	J. Garcia (1-0)	W. Pennington (1-1)	B. Rogers (1)	55°	11:06 AM	3:02	3,702	22,336	6	10	0	8	5	9	1	9
17	4/27	AMARILLO	W, 12-6	8-9	4th/-3.0	A. Veneziano (1-3)	S. Cecconi (0-1)	-	68°	7:05 PM	2:28	3,073	25,409	12	15	0	9	6	11	2	7
18	4/28	AMARILLO	L, 9-5	8-10	4th/-3.0	K. Curtis (1-1)	Z. Willemann (0-2)	-	64°	7:04 PM	2:38	3,100	28,509	5	8	0	6	9	13	1	4
19	4/29	AMARILLO	W, 8-7	9-10	T-3rd/-3.0	W. Pennington (2-1)	D. Olivero (0-1)	J. Dipoto (1)	74°	7:05 PM	2:51	4,890	33,399	8	17	1	9	7	15	0	11
20	4/30	AMARILLO	L, 7-5	9-11	T-3rd/-3.0	B. Pfadt (1-1)	H. Capps (0-1)	B. Workman (1)	72°	6:06 PM	2:16	5,857	39,256	5	8	0	4	7	10	0	5

APRIL Hitting Results: .261/.357/.422 (180-for-690), 37 2B, 22 HR, 126 R, 97 BB, 32 SB // APRIL Pitching Results: 9-11, 5.98 ERA (119 ER in 179.0 IP), 3/5 SV, 194 H, 25 HR, 87 BB, 158 K, .276 AVG

GM #	MAY	OPPONENT	SCORE	RECORD	Pos./G+/-	WIN	LOSS	SAVE	TEMP.	1ST PITCH	TIME	ATT.	HOME ATT.	NATURALS				OPPONENT			
														R	H	E	LO	R	H	E	LO
21	5/1	AMARILLO	W, 9-5	10-11	3rd/-3.0	D. Parrish (2-1)	J. Vernia (0-1)	-	70°	2:04 PM	2:32	5,348	44,604	9	12	0	7	5	11	0	7
22	5/3	@ Springfield	L, 12-5	10-12	T-3rd/-3.5	D. Roach (2-1)	A. Veneziano (1-3)	-	52°	6:37 PM	2:49	3,701		5	8	2	7	12	10	2	10
23	5/4	@ Springfield	W, 13-3	11-12	T-3rd/-3.0	M. Martinez (1-0)	K. Leahy (0-4)	-	55°	7:34 PM	2:33 (:59)	3,131		13	15	0	10	3	6	1	4
24	5/5	@ Springfield	W, 9-6	12-12	3rd/-2.5	Y. Del Rosario (2-0)	G. Black (1-3)	W. Pennington (1)	61°	6:36 PM	2:42	3,125		9	17	0	12	6	8	1	4
25	5/6	@ Springfield	L, 2-1	12-13	T-3rd/-4.0	T. Pike (1-1)	H. Capps (0-2)	F. Pacheco (5)	64°	6:39 PM	2:22	3,165		1	4	1	2	2	6	0	10
26	5/7	@ Springfield	W, 4-0	13-13	3rd/-4.0	D. Parrish (3-1)	C. Lunn (2-3)	-	74°	6:05 PM	2:04	4,375		4	9	0	5	0	3	1	4
27	5/8	@ Springfield	W, 9-5	14-13	3rd/-2.5	W. Pennington (3-1)	F. Pacheco (0-1)	-	77°	6:07 PM	2:40	3,922		9	13	1	8	5	6	1	7
28	5/10	WICHITA	W, 7-4	15-13	3rd/-1.5	D. Biasi (2-0)	K. Klimek (0-1)	Y. Del Rosario (1)	84°	11:06 AM	2:35	5,620	50,224	7	11	0	5	4	7	0	11
29	5/11	WICHITA	L, 4-3	15-14	3rd/-2.5	K. Funderburk (2-0)	Á. Zerpa (1-2)	A. Schuller (5)	84°	7:04 PM	2:22	2,434	52,658	3	8	2	9	4	8	2	8
30	5/12	WICHITA	L, 10-4	15-15	3rd/-3.5	L. Varland (4-1)	P. Smith (0-1)	-	85°	7:06 PM	2:30	3,825	56,483	4	8	2	4	10	11	1	9
31	5/13	WICHITA	W, 7-0	16-15	3rd/-2.5	D. Parrish (4-1)	S. Woods Richardson (2-1)	-	82°	7:05 PM	2:14	4,497	60,980	7	8	0	3	0	5	0	5
32	5/14	WICHITA	L, 7-6	16-16	3rd/-3.5	B. Gross (2-0)	H. Capps (0-3)	A. Schuller (6)	84°	6:04 PM	2:52	5,558	66,538	6	11	1	10	7	10	2	8
33	5/17	@ Arkansas	L, 7-6 (10)	16-17	3rd/-4.5	T. Kuhn (1-1)	W. Pennington (3-2)	-	81°	6:37 PM	2:53	3,374		6	12	0	10	7	10	1	6
34	5/18	@ Arkansas	L, 5-4	16-18	3rd/-5.5	T. Dollard (1-1)	Á. Zerpa (1-3)	M. Stryfeler (6)	89°	6:34 PM	2:14	3,646		4	5	1	5	5	7	1	6
35	5/19	@ Arkansas	L, 5-0	16-19	4th/-6.5	C. Jones (1-2)	A. Marsh (0-2)	-	90°	6:35 PM	2:15	3,769		0	3	1	7	5	8	3	8
36	5/20	@ Arkansas	L, 2-1	16-20	4th/-6.5	J. Haberer (1-2)	D. Parrish (4-2)	T. Kuhn (3)	89°	7:04 PM	2:24	6,016		1	4	1	6	2	4	0	7
37	5/21	@ Arkansas	W, 11-4 (8)	17-20	4th/-6.0	D. Biasi (3-0)	S. Kolek (1-3)	-	75°	7:06 PM	2:54 (:30)	3,869		11	12	0	10	4	5	1	6
38	5/22	@ Arkansas	W, 10-5	18-20	3rd/-6.0	Z. Phillips (1-0)	E. Hancock (0-1)	-	62°	1:35 PM	2:44	3,807		10	11	1	6	5	8	2	8
39	5/24	@ Midland	W, 8-5	19-20	3rd/-5.5	Y. Del Rosario (3-0)	D. Leal (0-1)	Z. Willemann (1)	68°	11:02 AM	2:25	4,066		8	10	0	5	5	12	1	11
40	5/25	@ Midland	W, 11-3	20-20	3rd/-4.5	A. Marsh (1-2)	R. Cusick (1-5)	-	74°	6:33 PM	2:48	3,012		11	16	0	9	3	10	2	13
41	5/26	@ Midland	L, 2-1 (10)	20-21	3rd/-5.0	G. Acton (1-2)	Z. Phillips (1-1)	-	90°	7:02 PM	2:41	3,450		1	8	0	11	2	3	1	4
42	5/27	@ Midland	W, 14-6	21-21	3rd/-5.0	Á. Sotillet (2-0)	T. Damron (1-3)	-	97°	7:01 PM	3:03	3,549		14	17	2	12	6	7	2	11
43	5/28	@ Midland	W, 9-7 (10)	22-21	3rd/-5.0	Y. Del Rosario (4-0)	C. Cohen (2-3)	-	98°	7:00 PM	2:50	3,425		9	15	0	11	7	10	1	8
44	5/29	@ Midland	L, 3-1	22-22	3rd/-5.0	M. Milburn (3-3)	Á. Zerpa (1-4)	A. Briggs (2)	96°	2:02 PM	1:48	2,446		1	6	0	7	3	11	0	6
45	5/31	CORPUS CHRISTI	L, 8-7	22-23	4th/-5.0	D. West (1-0)	Y. Del Rosario (1-4)	M. Ruppenthal (1)	82°	7:04 PM	2:52	2,447	68,785	7	12	2	9	8	11	0	7

MAY Hitting Results: .286/.354/.456 (255-for-892), 53 2B, 29 HR, 160 R, 94 BB, 31 SB // MAY Pitching Results: 13-12, 4.43 ERA (108 ER in 219.1 IP), 3/6 SV, 197 H, 25 HR, 123 BB, 249 K, .239 AVG

														NATURALS				OPPONENT				
GM #	JUNE	OPPONENT	SCORE	RECORD	Pos./G+/-	WIN	LOSS	SAVE	TEMP.	1st PITCH	TIME	ATT.	HOME ATT.	R	H	E	LO	R	H	E	LO	
46	6/1	CORPUS CHRISTI	L, 6-2	22 - 24	4th/-5.5	J. Endersby (2-1)	D. Parrish (4-3)	-	80°	7:04 PM	2:32	2,183	70,968	2	7	0	8	6	11	0	8	
47	6/2	CORPUS CHRISTI	W, 8-2	23 - 24	4th/-5.5	D. Biasi (4-0)	J. Melendez (0-5)	-	84°	4:04 PM	3:01	5,408	76,376	8	9	0	6	2	2	1	9	
48	6/3	CORPUS CHRISTI	L, 5-4	23 - 25	4th/-5.5	A. Chaidze (2-0)	Y. Del Rosario (2-4)	-	75°	7:05 PM	2:34	5,659	82,035	4	7	0	7	5	9	0	8	
49	6/4	CORPUS CHRISTI	W, 6-5 (10)	24 - 25	4th/-5.5	J. Dipoto (1-0)	D. Conn (4-2)	-	79°	6:05 PM	3:03	3,928	85,963	6	4	0	8	5	7	1	9	
50	6/5	CORPUS CHRISTI	L, 17-4	24 - 26	4th/-6.5	J. Bravo (2-1)	A. Marsh (1-3)	-	78°	2:04 PM	3:04	2,735	88,698	4	7	3	4	17	16	0	14	
51	6/7	@ Tulsa	L, 5-2	24 - 27	4th/-6.5	G. Stone (2-1)	N. Murdock (0-1)	-	84°	7:06 PM	2:12	4,036		2	6	0	8	5	9	0	5	
	6/8	@ Tulsa	Postponed/Rain (Made up June 9, 3-0 W)																			
52	6/9	@ Tulsa	W, 5-3 (7)	25 - 27	4th/-6.0	C. Chamberlain (1-0)	J. Adames (0-1)	J. Dipoto (2)	84°	5:04 PM	1:54			5	6	0	2	3	5	0	7	
53	6/9	@ Tulsa	W, 3-0 (7)	26 - 27	4th/-5.5	A. Veneziano (2-4)	L. Knack (1-4)	-	81°	7:46 PM	1:41	4,706		3	5	0	6	0	3	1	5	
54	6/10	@ Tulsa	W, 13-4	27 - 27	4th/-5.5	W. Pennington (4-2)	J. Hernandez (0-2)	-	87°	7:06 PM	2:50	7,977		13	11	0	7	4	6	1	5	
55	6/11	@ Tulsa	L, 9-3	27 - 28	4th/-5.5	A. Gamboa (5-0)	A. Marsh (1-4)	-	89°	7:06 PM	2:28	7,382		4	8	1	8	9	15	2	6	
56	6/12	@ Tulsa	W, 7-3	28 - 28	4th/-4.5	Á. Sotilett (3-0)	G. Stone (2-2)	Y. Del Rosario (2)	96°	1:06 PM	2:44	4,447		7	11	1	9	3	7	1	10	
57	6/14	ARKANSAS	W, 7-5	29 - 28	4th/-3.5	A. Veneziano (3-4)	S. Kolek (4-4)	-	88°	7:06 PM	2:19	2,453	91,151	7	7	2	4	5	7	2	6	
58	6/15	ARKANSAS	L, 5-4	29 - 29	4th/-4.0	C. Kober (2-0)	M. Peacock (0-1)	M. Stryffeler (11)	87°	7:06 PM	2:37	2,099	93,250	4	11	1	10	5	14	0	10	
59	6/16	ARKANSAS	L18-3	29 - 30	4th/-4.5	E. Hancock (1-2)	Z. Phillips (1-2)	-	89°	7:05 PM	3:12	3,249	96,499	3	7	5	7	18	13	1	11	
60	6/17	ARKANSAS	L13-3	29 - 31	4th/-5.5	T. Dollard (5-2)	A. Marsh (1-5)	-	90°	7:05 PM	2:38	4,048	100,547	2	4	0	5	13	14	0	6	
61	6/18	ARKANSAS	W, 9-0	30 - 31	4th/-5.5	W. Klein (1-0)	C. Jones (4-4)	-	85°	7:31 PM	2:36 (1:26)	3,342	103,889	9	4	0	6	0	4	0	7	
62	6/19	ARKANSAS	W, 4-0	31 - 31	4th/-5.5	A. Veneziano (4-4)	S. Kolek (4-5)	-	86°	2:05 PM	2:28	3,080	106,969	4	8	0	11	0	4	0	5	
63	6/21	SPRINGFIELD	L, 5-3	31 - 32	4th/-6.5	G. Black (3-3)	D. Biasi (4-1)	R. Loutos (2)	90°	7:05 PM	2:42	2,429	109,398	3	7	2	11	5	6	0	6	
64	6/22	SPRINGFIELD	L, 9-6	31 - 33	4th/-6.5	G. Williams (1-2)	W. Klein (1-1)	-	86°	12:06 PM	3:02	2,532	111,930	6	11	2	9	9	11	2	11	
65	6/23	SPRINGFIELD	L, 11-2	31 - 34	4th/-7.5	E. Escobar (4-3)	A. Marsh (1-6)	-	87°	7:05 PM	2:31	2,750	114,680	2	3	3	4	11	12	0	10	
66	6/24	SPRINGFIELD	L, 7-1	31 - 35	4th/-8.5	M. McGreevy (3-2)	A. Zerpa (1-5)	-	89°	7:06 PM	2:38	4,355	119,035	1	6	2	8	7	12	1	7	
67	6/25	SPRINGFIELD	L, 13-10	31 - 36	4th/-9.5	G. Graceffo (3-1)	N. Murdock (0-2)	R. Loutos (3)	94°	6:05 PM	3:09	3,242	122,077	10	11	1	3	13	17	0	7	
68	6/26	SPRINGFIELD	L, 8-2	31 - 37	4th/-9.5	K. Leahy (4-6)	A. Veneziano (4-5)	-	82°	2:05 PM	2:32	2,302	124,579	2	8	0	8	8	9	1		





**JUNE Hitting Results:** .232/.335/.407 (197-for-848), 43 2B, 35 HR, 139 R, 112 BB, 32 SB // **JUNE Pitching Results:** 10-16, 6.17 ERA (156 ER in 227.2 IP), 2/4 SV, 242 H, 33 HR, 136 BB, 248 K, .270 AVG

**JULY Hitting Results:** .267/.360/.425 (219-for-821), 52 2B, 24 HR, 134 R, 115 BB, 31 SB // **JULY Pitching Results:** 8-16, 6.78 ERA (156 ER in 207.0 IP), 3/4 SV, 247 H, 40 HR, 138 BB, 209 K, .294 AVG

**AUGUST Hitting Results: TBD // AUGUST Pitching Results: TBD**

**SEPTEMBER Hitting Results:** TBD // **SEPTEMBER Pitching Results:** TBD  
**2ND HALF Hitting Results:** TBD // **2ND HALF Pitching Results:** TBD



DATE	OPPONENT	RESULT	IP	H	R	ER	BB	SO	2B	3B	HR	AVG	WHIP	WP	BK	HB	GDP	IBB	TBF	SV	ERA (SEASON)
4/8	@ Springfield	W, 11-8	9.0	8	8	8	9	6	3	0	2	(.229)	(1.89)	2	0	1	0	0	45	0	8.00
4/9	@ Springfield	L, 14-11	8.0	13	14	12	12	5	2	0	1	(.361)	(3.13)	1	0	0	2	0	48	0	10.59
4/10	@ Springfield	L, 10-5	8.0	12	10	10	3	0	3	0	3	(.333)	(1.88)	2	0	1	0	0	40	0	10.80
4/12	WICHITA	W, 8-6	9.0	6	6	6	5	13	0	0	0	(.171)	(1.22)	2	0	2	0	0	42	1	9.53
4/13	WICHITA	W, 8-5	9.0	7	5	5	3	15	2	0	2	(.212)	(1.11)	1	0	0	1	0	36	0	8.58
4/14	WICHITA	L, 7-1	9.0	7	7	7	5	9	3	1	1	(.206)	(1.33)	0	0	2	0	0	41	0	8.31
4/15	WICHITA	L, 4-2	9.0	9	4	4	6	4	1	1	1	(.265)	(1.67)	0	0	0	1	0	40	0	7.61
4/16	WICHITA	L, 6-5 (10)	10.0	16	6	4	2	9	0	0	0	(.372)	(1.80)	0	0	0	2	0	46	0	7.10
4/17	WICHITA	L, 5-1	9.0	7	5	4	3	8	1	0	2	(.206)	(1.11)	0	0	0	0	0	37	0	6.75
4/19	@ Frisco	L, 4-3	8.0	9	4	4	6	7	1	0	0	(.300)	(1.88)	1	0	0	1	0	38	0	6.55
4/20	@ Frisco	W, 7-2	9.0	4	2	1	4	6	1	0	1	(.133)	(0.89)	1	0	1	2	0	35	0	6.03
4/21	@ Frisco	L, 12-2	8.0	13	12	12	2	6	3	0	3	(.382)	(1.88)	0	0	2	1	0	39	0	6.60
4/22	@ Frisco	W, 11-2	9.0	8	2	2	4	9	0	0	1	(.235)	(1.33)	1	0	0	0	0	39	0	6.24
4/23	@ Frisco	W, 12-4	9.0	10	4	3	3	7	2	0	2	(.286)	(1.44)	0	0	0	0	0	39	0	6.00
4/24	@ Frisco	W, 4-3	9.0	6	3	3	3	9	3	0	1	(.194)	(1.00)	0	0	1	1	0	36	1	5.80
4/26	AMARILLO	L, 6-5 (11)	11.0	10	6	5	3	12	1	0	0	(.244)	(1.18)	2	0	0	1	1	45	0	5.66
4/27	AMARILLO	W, 12-6	9.0	11	6	6	2	6	2	0	1	(.297)	(1.44)	2	0	0	0	0	40	0	5.68
4/28	AMARILLO	L, 9-5	9.0	13	9	9	4	5	3	1	1	(.361)	(1.89)	0	1	0	2	1	40	0	5.87
4/29	AMARILLO	W, 8-7	9.0	15	7	7	6	11	2	0	0	(.395)	(2.33)	2	0	0	2	0	45	1	5.93
4/30	AMARILLO	L, 7-5	9.0	10	7	7	2	11	2	0	3	(.278)	(1.33)	0	0	1	1	0	39	0	5.98
5/1	AMARILLO	W, 9-5	9.0	11	5	5	2	8	3	0	2	(.324)	(1.44)	0	0	1	0	0	39	0	5.94
5/3	@ Springfield	L, 12-5	8.0	10	12	12	13	8	4	0	1	(.323)	(2.88)	0	0	2	3	0	46	0	6.24
5/4	@ Springfield	W, 13-3	9.0	6	3	3	2	9	0	0	1	(.188)	(0.89)	1	0	0	1	0	34	0	6.10
5/5	@ Springfield	W, 9-6	9.0	8	6	6	4	12	4	0	2	(.242)	(1.33)	0	0	0	1	0	37	1	6.10
5/6	@ Springfield	L, 2-1	8.0	7	2	2	5	16	2	0	0	(.226)	(1.50)	0	0	0	0	0	36	0	5.96
5/7	@ Springfield	W, 4-0	9.0	3	0	0	2	8	0	0	0	(.103)	(0.56)	1	0	0	0	0	31	0	5.73
5/8	@ Springfield	W, 9-5	9.0	6	5	3	7	5	1	0	1	(.188)	(1.44)	1	0	0	1	0	39	0	5.63
5/10	WICHITA	W, 7-4	9.0	7	4	4	9	9	2	0	2	(.212)	(1.78)	0	0	0	0	0	42	1	5.57
5/11	WICHITA	L, 4-3	9.0	8	4	4	6	9	2	1	1	(.242)	(1.56)	0	0	0	1	0	39	0	5.51
5/12	WICHITA	L, 10-4	9.0	11	10	10	8	16	3	0	2	(.297)	(2.11)	2	0	1	0	0	46	0	5.66
5/13	WICHITA	W, 7-0	9.0	5	0	0	0	12	1	0	0	(.161)	(0.56)	0	0	1	0	0	32	0	5.48
5/14	WICHITA	L, 7-6	9.0	10	7	6	6	11	2	0	2	(.278)	(1.78)	0	0	0	0	0	42	0	5.49
5/15	WICHITA	Cancelled/Rain																			
5/17	@ Arkansas	L, 7-6 (10)	9.2	10	7	7	5	9	3	0	1	(.278)	(1.55)	2	0	0	3	2	41	0	5.53
5/18	@ Arkansas	L, 5-4	8.0	7	5	3	4	8	1	0	2	(.226)	(1.38)	0	1	0	0	0	35	0	5.47
5/19	@ Arkansas	L, 5-0	8.0	8	5	5	4	13	0	2	1	(.250)	(1.50)	0	0	1	0	0	37	0	5.48
5/20	@ Arkansas	L, 2-1	8.0	4	2	0	4	10	0	0	0	(.143)	(1.00)	0	0	1	0	0	33	0	5.34
5/21	@ Arkansas	W, 11-4 (8)	7.0	5	4	4	7	8	2	0	0	(.208)	(1.71)	0	0	0	0	0	31	0	5.33
5/22	@ Arkansas	W, 10-5	9.0	8	5	4	5	7	1	0	1	(.229)	(1.44)	0	0	0	0	0	40	0	5.30
5/24	@ Midland	W, 8-5	9.0	12	5	5	3	10	7	0	0	(.308)	(1.67)	0	0	1	0	0	43	1	5.29
5/25	@ Midland	W, 11-3	9.0	10	3	3	4	14	4	1	0	(.270)	(1.56)	1	0	2	0	0	43	0	5.23
5/26	@ Midland	L, 2-1 (10)	9.2	3	2	1	3	7	0	0	0	(.097)	(0.62)	1	0	0	1	0	34	0	5.12
5/27	@ Midland	W, 14-6	9.0	7	6	4	11	7	2	0	0	(.219)	(2.00)	0	0	0	1	0	44	0	5.08
5/28	@ Midland	W, 9-7 (10)	10.0	10	7	7	5	9	3	0	3	(.256)	(1.50)	0	0	0	1	0	44	0	5.12
5/29	@ Midland	L, 3-1	8.0	11	3	3	1	9	2	1	1	(.344)	(1.50)	0	0	0	2	0	33	0	5.09
5/31	CORPUS CHRISTI	L, 8-7	9.0	11	8	7	3	15	3	1	2	(.297)	(1.56)	0	0	2	1	0	42	0	5.13
6/1	CORPUS CHRISTI	L, 6-2	9.0	11	6	6	5	6	2	1	2	(.306)	(1.78)	0	0	0	2	0	41	0	5.15
6/2	CORPUS CHRISTI	W, 8-2	9.0	2	2	2	10	10	0	0	0	(.071)	(1.33)	1	1	0	1	0	38	0	5.08
6/3	CORPUS CHRISTI	L, 5-4	9.0	9	5	5	4	12	4	0	1	(.250)	(1.44)	1	1	0	0	0	40	0	5.08
6/4	CORPUS CHRISTI	W, 6-5 (10)	10.0	7	5	4	6	18	1	0	0	(.200)	(1.30)	1	0	1	1	1	43	0	5.04
6/5	CORPUS CHRISTI	L, 17-4	9.0	16	17	16	16	11	1	0	2	(.390)	(3.56)	1	0	0	1	0	58	0	5.27
6/7	@ Tulsa	L, 5-2	8.0	9	5	5	1	10	1	1	3	(.273)	(1.25)	0	0	0	0	0	34	0	5.27
6/8	@ Tulsa	Postponed/Rain																			
6/9 G1	@ Tulsa	W, 5-3 (7)	7.0	5	3	3	4	8	1	0	1	(.192)	(1.29)	0	0	1	0	0	31	1	5.25
6/9 G2	@ Tulsa	W, 3-0 (7)	7.0	3	0	0	1	5	0	0	0	(.130)	(0.57)	0	0	2	1	0	26	0	5.17
6/10	@ Tulsa	W, 13-4	9.0	6	4	4	3	11	2	0	2	(.182)	(1.00)	2	0	0	0	0	36	0	5.15
6/11	@ Tulsa	L, 9-4	8.0	15	9	9	0	12	1	0	1	(.385)	(1.88)	0	0	0	0	0	39	0	5.23
6/12	@ Tulsa	W, 7-3	9.0	7	3	2	7	10	1	0	1	(.212)	(1.56)	1	0	0	2	0	40	1	5.17
6/14	ARKANSAS	W, 7-5	9.0	7	5	5	2	11	0	0	3	(.200)	(1.00)	0	0	1	1	0	38	0	5.17
6/15	ARKANSAS	L, 5-4	9.0	14	5	4	3	5	1	1	2	(.378)	(1.89)	0	0	1	0	0	42	0	5.15
6/16	ARKANSAS	L, 18-3	9.0	13	18	15	11	12	3	1	1	(.325)	(2.67)	0	0	3	1	0	56	0	5.32
6/17	ARKANSAS	L, 13-2	9.0	14	13	13	6	6	1	1	5	(.350)	(2.22)	0	0	0	0	0	46	0	5.45
6/18	ARKANSAS	W, 9-0	9.0	4	0	0	4	12	0	0	0	(.133)	(0.89)	0	1	0	1	0	34	0	5.36
6/19	ARKANSAS	W, 4-0	9.0	4	0	0	2	9	1	0	0	(.133)	(0.67)	0	0	0	1	0	32	0	5.27
6/21	SPRINGFIELD	L, 5-3	9.0	6	5	3	6	6	1	0	1	(.207)	(1.33)	0	0	0	2	0	38	0	5.23
6/22	SPRINGFIELD	L, 9-6	9.0	11	9	9	9	8	2	0	1	(.314)	(2.22)	0	1	2	2	0	47	0	5.28
6/23	SPRINGFIELD	L, 11-2	9.0	12	11	8	5	9	2	1	1	(.293)	(1.89)	0	0	2	0	0	48	0	5.34
6/24	SPRINGFIELD	L, 7-1	9.0	12	7	6	5	8	6	0	1	(.333)	(1.89)	1	0	0	2	0	41	0	5.25
6/25	SPRINGFIELD	L, 13-10	9.0	17	13	13	5	5	2	0	3	(.425)	(2.44)	0	1	1	3	0	47	0	5.46
6/26	SPRINGFIELD	L, 8-2	9.0	9	8	8	8	10	2	0	0	(.257)	(1.89)	1	0	1	0	0	45	0	5.50

DATE	OPPONENT	RESULT	IP	H	R	ER	BB	SO	2B	3B	HR	AVG	WHIP	WP	BK	HB	GIDP	IBB	TBF	SV	ERA (SEASON)
6/28	@ Amarillo	W, 20-8	9.0	10	6	6	7	14	0	0	1	(.278)	(1.89)	0	1	1	1	0	44	0	5.51
6/29	@ Amarillo	L, 10-4	8.0	12	10	6	5	9	3	1	0	(.333)	(2.13)	2	0	1	0	0	42	0	5.53
6/30	@ Amarillo	L, 5-4	8.2	7	5	4	1	11	1	0	1	(.219)	(0.92)	0	0	0	0	0	34	0	5.51
7/1	@ Amarillo	L, 11-10	8.0	14	11	9	4	7	3	0	3	(.378)	(2.25)	0	0	1	0	0	43	0	5.56
7/2	@ Amarillo	L, 13-12	8.0	10	13	12	8	11	4	0	4	(.303)	(2.25)	0	0	4	0	0	45	0	5.66
7/3	@ Amarillo	W, 10-4	9.0	7	4	3	7	8	1	0	2	(.212)	(1.56)	1	0	0	1	0	40	0	5.63
7/4	TULSA	W, 7-6 (10)	10.0	14	6	6	2	13	3	0	3	(.341)	(1.60)	1	0	0	0	0	44	0	5.62
7/6	TULSA	W, 12-4	9.0	9	4	4	4	11	2	1	1	(.257)	(1.44)	0	1	0	1	0	39	0	5.60
7/7	TULSA	L, 3-0	9.0	9	3	3	6	7	2	0	0	(.250)	(1.67)	1	1	1	0	0	43	0	5.57
7/8	TULSA	L, 3-2	9.0	9	3	3	5	6	0	0	2	(.257)	(1.56)	0	0	0	2	0	41	0	5.53
7/9	TULSA	W, 6-3	9.0	7	3	3	4	11	0	0	1	(.206)	(1.22)	0	0	0	0	0	38	1	5.50
7/10	TULSA	L, 6-3	9.0	11	6	6	6	9	2	0	3	(.297)	(1.89)	0	0	0	0	0	43	0	5.51
7/12	@ Corpus Christi	L, 8-3	8.0	11	8	7	8	7	2	1	0	(.324)	(2.38)	1	0	1	0	0	43	0	5.55
7/13	@ Corpus Christi	L, 10-3	8.0	13	10	10	3	8	3	1	2	(.371)	(2.00)	1	0	2	1	0	41	0	5.60
7/14	@ Corpus Christi	L, 16-3	8.0	18	16	9	3	11	5	1	2	(.429)	(2.63)	1	0	2	0	0	47	0	5.70
7/15	@ Corpus Christi	W, 9-5	9.0	5	5	5	6	10	1	0	0	(.161)	(1.22)	2	0	2	0	0	40	1	5.69
7/16	@ Corpus Christi	L, 12-7	8.0	16	12	12	6	9	4	1	2	(.410)	(2.75)	2	0	2	0	0	47	0	5.77
7/17	@ Corpus Christi	W, 16-7	9.0	12	7	7	6	6	2	0	1	(.308)	(2.00)	0	0	1	1	0	46	0	5.74
7/22	SPRINGFIELD	L, 11-4	9.0	11	11	9	7	3	5	0	1	(.297)	(2.00)	1	0	2	2	1	46	0	5.78
7/23	SPRINGFIELD	L, 7-4	9.0	6	7	3	5	13	2	0	2	(.176)	(1.22)	0	0	0	0	0	39	0	5.74
7/24	SPRINGFIELD	L, 11-4	9.0	11	11	11	9	9	2	0	2	(.324)	(2.22)	0	0	1	2	0	45	0	5.80
7/26	@ Wichita	L, 9-3	8.0	10	9	9	9	6	1	0	2	(.345)	(2.38)	2	0	4	2	0	43	0	5.85
7/27	@ Wichita	W, 5-0	9.0	3	0	0	8	11	1	0	0	(.111)	(1.22)	1	0	0	0	0	35	0	5.78
7/28	@ Wichita	L, 10-2	8.0	10	10	10	10	7	1	0	3	(.303)	(2.50)	0	0	1	0	0	44	0	5.84
7/29	@ Wichita	W, 3-2	9.0	8	2	1	4	10	0	0	1	(.229)	(1.33)	1	0	1	1	0	40	1	5.78
7/30	@ Wichita	L, 11-3	8.0	14	11	9	1	9	4	0	3	(.368)	(1.88)	3	0	1	0	0	42	0	5.83
7/31	@ Wichita	L, 5-4	8.0	9	5	5	7	7	1	1	0	(.273)	(2.00)	2	0	1	0	0	41	0	5.82
8/2	TULSA	W, 9-5	9.0	10	5	5	3	10	2	0	2	(.278)	(1.44)	0	0	0	0	0	39	1	5.81
8/3	TULSA	W, 6-4	9.0	6	4	4	4	11	1	0	1	(.200)	(1.11)	3	0	0	1	0	36	1	5.80
8/4	TULSA	L, 23-7	9.0	21	23	20	7	9	3	3	5	(.438)	(3.11)	2	0	0	1	0	55	0	5.94
8/5	TULSA	L, 12-9	9.0	14	12	11	7	9	5	0	3	(.359)	(2.33)	0	0	0	2	0	47	0	6.00
8/6	TULSA	L, 9-2	9.0	6	9	9	8	11	1	0	2	(.182)	(1.56)	4	0	1	0	0	42	0	6.03
8/7	TULSA	W, 8-1	9.0	4	1	1	4	15	3	0	0	(.125)	(0.89)	0	0	0	1	0	36	0	5.98
8/9	@ Arkansas	L, 8-1	8.0	8	8	8	9	4	1	1	1	(.276)	(2.13)	0	0	1	1	0	40	0	6.00
8/10	@ Arkansas	W, 8-4	9.0	6	4	4	4	8	1	0	0	(.176)	(1.11)	2	1	3	0	0	41	0	5.98
8/11	@ Arkansas	L, 6-4	8.0	10	6	4	9	6	4	0	0	(.303)	(2.38)	1	0	0	1	0	42	0	5.97
8/12	@ Arkansas	L, 6-0	8.0	7	6	5	6	9	1	0	0	(.250)	(1.63)	1	0	3	1	0	39	0	5.97
8/13	@ Arkansas	L, 11-5	8.0	16	11	7	4	8	2	2	1	(.410)	(2.50)	2	0	0	2	0	43	0	5.98
8/14	@ Arkansas	L, 5-0	8.0	10	5	2	3	9	0	1	1	(.294)	(1.63)	0	0	0	0	0	37	0	5.95
8/16	SAN ANTONIO	L, 5-3	9.0	9	5	5	3	4	1	0	1	(.290)	(1.33)	1	0	0	0	0	37	0	5.94
8/17	SAN ANTONIO	L, 20-15	9.0	17	20	19	13	6	3	2	1	(.395)	(3.33)	1	0	3	1	0	61	0	6.07
8/18	SAN ANTONIO	L, 8-5	9.0	9	8	7	8	9	0	0	0	(.250)	(1.89)	0	1	2	0	0	46	0	6.08
8/19	SAN ANTONIO	W, 9-8	9.0	9	8	4	6	6	1	2	1	(.257)	(1.67)	1	0	0	0	0	43	0	6.06
8/20	SAN ANTONIO	W, 5-3 (10)	10.0	10	3	2	9	12	3	0	0	(.278)	(1.90)	1	1	0	1	0	46	0	6.02
8/21	SAN ANTONIO	W, 9-3	9.0	10	3	3	3	6	4	0	1	(.286)	(1.44)	0	0	1	1	0	39	0	5.98
8/23	SPRINGFIELD	W, 8-7	9.0	15	7	6	3	7	2	1	1	(.375)	(2.00)	1	0	1	1	0	44	1	5.99
8/24	SPRINGFIELD	L, 18-7	9.0	19	18	17	6	10	3	0	3	(.404)	(2.78)	0	0	0	0	0	53	0	6.08
8/25	SPRINGFIELD	L, 14-6	9.0	7	14	12	15	8	2	2	1	(.212)	(2.44)	3	0	1	0	0	50	0	6.14
8/26	SPRINGFIELD	W, 6-4	9.0	10	4	4	5	8	3	1	0	(.286)	(1.67)	0	0	0	0	0	40	0	6.12
8/27	SPRINGFIELD	L, 2-1	9.0	6	2	2	3	11	0	0	1	(.176)	(1.00)	0	0	1	0	0	38	0	6.08
8/28	SPRINGFIELD																				
8/30	@ Tulsa																				
8/31	@ Tulsa																				
9/1	@ Tulsa																				
9/2	@ Tulsa																				
9/3	@ Tulsa																				
9/4	@ Tulsa																				
9/6	@ Wichita																				
9/7	@ Wichita																				
9/8	@ Wichita																				
9/9	@ Wichita																				
9/10	@ Wichita																				
9/11	@ Wichita																				
9/13	FRISCO																				
9/14	FRISCO																				
9/15	FRISCO																				
9/16	FRISCO																				
9/17	FRISCO																				
9/18	FRISCO																				





DATE	OPPONENT	RESULT	AB	R	H	RBI	2B	3B	HR	TB	BB	SO	IBB	SB	CS	HBP	SAC	SF	GIDP	LOB	AVG (SEASON)
4/8	@ Springfield	W, 11-8	40	11	12	9	2	0	0	14	8	8	0	3	0	0	0	0	2	10	.300
4/9	@ Springfield	L, 14-11	39	11	15	9	2	0	0	17	7	8	0	0	1	0	0	2	1	10	.342
4/10	@ Springfield	L, 10-5	30	5	7	5	2	0	1	12	5	8	0	0	0	1	0	2	3	6	.312
4/12	WICHITA	W, 8-6	34	8	8	6	2	1	0	12	4	7	0	3	0	0	0	0	1	6	.294
4/13	WICHITA	W, 8-5	32	8	12	7	3	1	0	17	5	8	0	0	0	0	1	1	0	7	.309
4/14	WICHITA	L, 7-1	32	1	5	1	1	0	0	6	2	15	0	1	0	1	0	0	0	7	.285
4/15	WICHITA	L, 4-2	32	2	5	1	1	1	0	8	3	5	0	0	1	0	0	0	0	6	.268
4/16	WICHITA	L, 6-5 (10)	35	5	6	5	0	0	0	6	9	12	1	2	0	1	0	1	0	12	.255
4/17	WICHITA	L, 5-1	35	1	10	1	0	0	0	10	2	9	0	4	0	0	0	0	1	9	.259
4/19	@ Frisco	L, 4-3	29	3	2	3	0	0	1	5	6	6	0	2	0	1	1	0	0	7	.243
4/20	@ Frisco	W, 7-2	35	7	10	7	1	0	3	20	6	11	0	1	0	0	0	0	1	7	.247
4/21	@ Frisco	L, 12-2	27	2	2	2	0	0	2	8	9	12	0	4	0	0	0	0	2	7	.235
4/22	@ Frisco	W, 11-2	35	11	8	10	3	0	2	17	6	9	0	0	0	1	0	0	0	4	.234
4/23	@ Frisco	W, 12-4	41	12	12	11	4	0	3	25	5	11	0	2	0	0	0	0	0	7	.239
4/24	@ Frisco	W, 4-3	36	4	9	2	1	0	1	13	4	9	0	3	1	0	0	0	0	9	.240
4/26	AMARILLO	L, 6-5 (11)	39	5	9	5	3	0	1	15	3	9	0	0	0	1	1	1	0	9	.240
4/27	AMARILLO	W, 12-6	37	12	15	11	3	0	3	27	3	9	0	1	0	3	0	2	0	9	.250
4/28	AMARILLO	L, 9-5	31	5	8	4	1	0	1	12	5	9	0	4	1	1	1	0	1	6	.250
4/29	AMARILLO	W, 8-7	36	8	17	8	5	1	1	27	4	8	0	1	1	1	0	0	2	9	.263
4/30	AMARILLO	L, 7-5	35	5	8	5	3	0	3	20	1	10	0	1	0	0	0	0	0	4	.261
5/1	AMARILLO	W, 9-5	34	9	12	8	2	0	3	23	3	9	0	2	0	1	1	1	0	7	.265
5/3	@ Springfield	L, 12-5	36	5	8	5	2	1	0	12	2	9	0	0	0	0	0	1	0	7	.263
5/4	@ Springfield	W, 13-3	40	13	15	13	5	0	1	23	9	11	0	0	1	1	0	0	1	1	.269
5/5	@ Springfield	W, 9-6	43	9	17	9	1	1	4	32	3	7	0	2	0	0	1	1	0	12	.275
5/6	@ Springfield	L, 2-1	28	1	4	1	0	0	0	4	1	10	0	0	2	0	0	1	0	2	.271
5/7	@ Springfield	W, 4-0	33	4	9	4	1	1	0	12	3	8	0	2	1	0	0	0	1	5	.271
5/8	@ Springfield	W, 9-5	37	9	13	8	2	0	2	21	4	3	1	0	0	0	1	2	1	8	.274
5/10	WICHITA	W, 7-4	30	7	11	7	2	0	2	19	3	7	0	1	1	1	1	1	1	5	.277
5/11	WICHITA	L, 4-3	36	3	8	3	0	0	1	11	3	10	0	2	0	0	0	0	1	9	.275
5/12	WICHITA	L, 10-4	35	4	8	4	3	0	1	14	0	10	0	0	0	0	0	0	0	4	.274
5/13	WICHITA	W, 7-0	32	7	8	7	1	0	2	15	2	9	0	5	0	0	0	0	0	3	.273
5/14	WICHITA	L, 7-6	39	6	11	5	4	0	1	18	4	13	0	1	0	0	0	0	0	10	.273
5/15	WICHITA	Cancelled/Rain																			
5/17	@ Arkansas	L, 7-6 (10)	40	6	12	6	4	0	0	16	5	8	0	0	1	0	0	0	2	10	.274
5/18	@ Arkansas	L, 5-4	32	4	5	2	1	0	0	6	3	10	0	2	0	0	1	0	0	5	.271
5/19	@ Arkansas	L, 5-0	31	0	3	0	0	0	0	3	1	10	0	1	0	2	0	0	3	7	.266
5/20	@ Arkansas	L, 2-1	30	1	4	1	0	0	0	4	3	9	0	1	0	0	0	1	0	6	.263
5/21	@ Arkansas	W, 11-4 (8)	33	11	12	11	1	0	1	16	6	5	0	5	0	2	1	2	0	10	.266
5/22	@ Arkansas	W, 10-5	37	10	11	10	2	1	2	21	4	10	0	1	0	1	1	0	2	6	.267
5/24	@ Midland	W, 8-5	36	8	10	8	2	0	2	18	4	9	0	1	0	0	0	0	1	5	.267
5/25	@ Midland	W, 11-3	40	11	16	10	3	1	2	27	5	6	0	1	0	0	0	2	2	9	.271
5/26	@ Midland	L, 2-1 (10)	36	1	8	1	2	0	0	10	3	11	1	0	0	1	0	1	1	11	.269
5/27	@ Midland	W, 14-6	45	14	17	12	5	0	1	25	8	5	0	2	0	0	0	0	1	12	.272
5/28	@ Midland	W, 9-7 (10)	43	9	15	8	5	1	2	28	5	12	1	0	0	0	1	0	0	11	.274
5/29	@ Midland	L, 3-1	31	1	6	1	2	0	1	11	4	7	0	1	0	0	0	0	1	7	.273
5/31	CORPUS CHRISTI	L, 8-7	35	7	12	7	3	0	1	18	6	14	0	1	1	0	0	2	0	9	.274
6/1	CORPUS CHRISTI	L, 6-2	32	2	7	2	4	0	0	11	4	8	0	0	0	0	0	1	1	8	.273
6/2	CORPUS CHRISTI	W, 8-2	31	8	9	6	1	0	0	10	7	11	0	4	0	0	0	0	3	6	.274
6/3	CORPUS CHRISTI	L, 5-4	34	4	7	4	1	0	2	14	3	15	0	0	0	1	0	0	0	7	.272
6/4	CORPUS CHRISTI	W, 6-5 (10)	33	6	4	5	0	0	2	10	7	13	0	1	0	1	1	0	0	8	.269
6/5	CORPUS CHRISTI	L, 17-4	33	4	7	4	1	0	2	14	2	14	0	0	0	0	0	0	0	4	.268
6/7	@ Tulsa	L, 5-2	33	2	6	2	1	0	1	10	3	17	0	0	0	1	0	0	0	8	.267
6/8	@ Tulsa	Postponed/Rain																			
6/9 G1	@ Tulsa	W, 5-3 (7)	26	5	6	4	1	0	2	13	1	7	0	4	1	1	0	0	0	2	.267
6/9 G2	@ Tulsa	W, 3-0 (7)	26	3	5	2	2	0	0	7	4	10	0	1	0	0	0	0	0	6	.266
6/10	@ Tulsa	W, 13-4	34	13	11	13	0	0	3	20	9	8	0	5	2	3	0	1	1	7	.267
6/11	@ Tulsa	L, 9-4	36	4	8	4	1	0	1	12	3	9	0	0	0	0	0	0	1	8	.266
6/12	@ Tulsa	W, 7-3	38	7	11	7	3	0	0	14	4	13	0	1	0	0	0	1	0	9	.266
6/14	ARKANSAS	W, 7-5	30	7	7	6	1	0	1	11	4	6	0	3	0	1	0	0	0	4	.266
6/15	ARKANSAS	L, 5-4	36	4	11	4	5	0	0	16	2	8	0	0	0	1	0	2	0	10	.266
6/16	ARKANSAS	L, 18-3	34	3	7	3	2	0	1	12	3	6	0	0	0	0	0	0	0	7	.265
6/17	ARKANSAS	L, 13-2	31	2	4	2	3	0	1	10	3	6	0	0	0	0	0	0	0	5	.263
6/18	ARKANSAS	W, 9-0	26	9	4	9	1	0	1	8	9	8	0	2	0	3	0	1	1	6	.262
6/19	ARKANSAS	W, 4-0	29	4	8	4	2	0	0	10	5	4	0	3	1	4	1	0	1	11	.262
6/21	SPRINGFIELD	L, 5-3	33	3	7	3	3	0	0	10	8	12	0	0	0	0	0	0	1	11	.261
6/22	SPRINGFIELD	L, 9-6	36	6	11	5	2	0	2	19	1	7	0	3	0	3	2	0	0	9	.262
6/23	SPRINGFIELD	L, 11-2	30	2	3	2	1	0	1	7	3	3	0	0	0	0	0	0	0	4	.260
6/24	SPRINGFIELD	L, 7-1	32	1	6	0	0	0	0	6	4	10	0	1	0	0	0	0	1	8	.259
6/25	SPRINGFIELD	L, 13-10	37	10	11	9	1	0	3	21	2	10	0	1	0	0	0	1	0	3	.260
6/26	SPRINGFIELD	L, 8-2	34	2	8	1	0	0	1	11	2	10	0	0	0	1	0	0	2	8	.259





## HITTING

SERIES	OPPONENT	DATES	AVG	G	AB	R	H	TB	2B	3B	HR	RBI	BB	IBB	SO	SB	CS	OBP	SLG	OPS	PA	SAC	SF	HBP	GIDP
SERIES 1	@ Springfield	4/8 - 4/10	.312	3	109	27	34	43	6	0	1	23	20	0	24	3	1	.410	.394	.804	134	0	4	1	6
SERIES 2	WICHITA	4/12 - 4/17	.230	6	200	25	46	59	7	3	0	21	25	1	56	10	1	.319	.295	.614	230	1	2	2	2
SERIES 3	@ Frisco	4/19 - 4/24	.212	6	203	39	43	88	9	0	12	35	36	0	58	12	1	.336	.433	.769	242	1	0	2	3
SERIES 4	AMARILLO	4/26 - 5/1	.325	6	212	44	69	124	17	1	12	41	19	0	54	9	2	.393	.585	.978	245	3	4	7	3
SERIES 5	@ Springfield	5/3 - 5/8	.304	6	217	41	66	104	11	3	7	40	22	1	48	4	4	.363	.479	.842	247	2	5	1	3
SERIES 6	WICHITA	5/10 - 5/15	.267	5	172	27	46	77	10	0	7	26	12	0	49	9	1	.317	.448	.765	187	1	1	1	2
SERIES 7	@ Arkansas	5/17 - 5/22	.232	6	203	32	47	66	8	1	3	30	22	0	52	10	1	.318	.325	.643	236	3	3	5	7
SERIES 8	@ Midland	5/24 - 5/29	.307	6	231	44	71	118	19	2	8	40	29	2	50	5	0	.383	.511	.894	265	1	3	1	6
SERIES 9	CORPUS CHRISTI	5/31 - 6/5	.232	6	198	31	46	77	10	0	7	28	29	0	75	6	1	.332	.389	.721	233	1	3	2	4
SERIES 10	@ Tulsa	6/7 - 6/12	.244	6	193	34	47	76	8	0	7	32	24	0	64	11	3	.339	.394	.733	224	0	2	5	2
SERIES 11	ARKANSAS	6/14 - 6/19	.220	6	186	29	41	67	14	0	4	28	26	0	38	8	1	.339	.360	.699	225	1	3	9	2
SERIES 12	SPRINGFIELD	6/21 - 6/26	.228	6	202	24	46	74	7	0	7	20	20	0	52	5	0	.308	.366	.674	229	2	1	4	4
SERIES 13	@ Amarillo	6/28 - 7/3	.305	6	210	60	64	141	18	1	19	57	42	0	55	7	3	.421	.671	1.092	259	0	4	3	10
SERIES 14	TULSA	7/4 - 7/10	.255	6	200	30	51	72	12	0	3	24	34	1	64	17	1	.361	.360	.721	241	3	3	1	1
SERIES 15	@ Corpus Christi	7/12 - 7/17	.265	6	211	41	56	93	11	1	8	38	27	0	67	4	5	.361	.441	.802	245	0	1	5	2
SERIES 16	SPRINGFIELD	7/22 - 7/24	.255	3	106	12	27	42	9	0	2	9	8	0	24	1	0	.313	.396	.709	116	1	0	1	2
SERIES 17	@ Wichita	7/26 - 7/31	.253	6	198	19	50	70	9	1	3	18	23	0	59	5	2	.335	.354	.689	229	1	3	3	6
SERIES 18	TULSA	8/2 - 8/7	.275	6	207	41	57	96	9	0	10	35	38	0	62	7	3	.401	.464	.865	253	0	1	6	2
SERIES 19	@ Arkansas	8/9 - 8/14	.177	6	192	18	34	54	2	0	6	17	18	0	71	4	3	.249	.281	.530	213	0	2	1	0
SERIES 20	SAN ANTONIO	8/16 - 8/21	.268	6	209	46	56	96	13	0	9	42	39	1	52	10	3	.381	.459	.840	258	1	6	3	0
SERIES 21	SPRINGFIELD	8/23 - 8/28																							
SERIES 22	@ Tulsa	8/30 - 9/4																							
SERIES 23	@ Wichita	9/6 - 9/11																							
SERIES 24	FRISCO	9/13 - 9/18																							

## PITCHING

SERIES	OPPONENT	DATES	W	L	ERA	G	CG	SHO	HLD	SV	SVO	IP	H	R	ER	HR	HB	BB	IBB	SO	AVG	WP	BK	GIDP	TBF	WHIP
SERIES 1	@ Springfield	4/8 - 4/10	1	2	10.80	3	0	0	0	0	0	25.0	33	32	30	6	2	24	0	11	.308	5	0	2	133	2.28
SERIES 2	WICHITA	4/12 - 4/17	2	4	4.91	6	0	0	1	1	2	55.0	52	33	30	6	4	24	0	58	.244	3	0	4	242	1.38
SERIES 3	@ Frisco	4/19 - 4/24	4	2	4.33	6	0	0	2	1	1	52.0	50	27	25	8	4	22	0	44	.258	3	0	5	226	1.38
SERIES 4	AMARILLO	4/26 - 5/1	3	3	6.27	6	0	0	1	1	2	56.0	70	40	39	7	2	19	2	53	.315	6	1	6	248	1.59
SERIES 5	@ Springfield	5/3 - 5/8	4	2	4.50	6	0	1	1	1	2	52.0	40	28	26	5	2	33	0	58	.213	3	0	6	223	1.40
SERIES 6	WICHITA	5/10 - 5/15	2	3	4.80	5	0	1	1	1	1	45.0	40	25	24	7	2	29	0	57	.235	2	0	1	201	1.53
SERIES 7	@ Arkansas	5/17 - 5/22	2	4	4.17	6	0	0	0	0	1	49.2	42	28	23	5	2	29	2	55	.226	2	1	3	217	1.43
SERIES 8	@ Midland	5/24 - 5/29	4	2	3.79	6	0	0	1	1	2	54.2	53	26	23	4	3	27	0	56	.252	2	0	5	241	1.46
SERIES 9	CORPUS CHRISTI	5/31 - 6/5	2	4	6.55	6	0	0	0	0	0	55.0	56	43	40	7	3	44	1	72	.263	4	2	6	262	1.82
SERIES 10	@ Tulsa	6/7 - 6/12	4	2	4.31	6	1	1	0	2	2	48.0	45	24	23	8	3	16	0	56	.241	3	0	3	206	1.27
SERIES 11	ARKANSAS	6/14 - 6/19	3	3	6.17	6	0	2	1	0	1	54.0	56	41	37	11	5	28	0	55	.264	0	1	4	248	1.56
SERIES 12	SPRINGFIELD	6/21 - 6/26	0	6	7.83	6	0	0	1	0	1	54.0	67	53	47	7	6	38	0	46	.310	2	2	9	266	1.94
SERIES 13	@ Amarillo	6/28 - 7/3	2	4	7.11	6	0	0	0	0	0	50.2	60	49	40	11	7	32	0	60	.290	4	0	2	248	1.96
SERIES 14	TULSA	7/4 - 7/10	3	3	4.09	6	0	0	0	1	2	55.0	59	25	25	10	1	27	0	57	.271	2	2	3	248	1.56
SERIES 15	@ Corpus Christi	7/12 - 7/17	2	4	9.00	6	0	0	0	1	1	50.0	75	58	50	7	10	32	0	51	.341	7	0	2	264	2.14
SERIES 16	SPRINGFIELD	7/22 - 7/24	0	3	7.67	3	0	0	0	0	0	27.0	28	29	23	5	3	21	1	25	.267	1	0	4	130	1.81
SERIES 17	@ Wichita	7/26 - 7/31	2	4	6.12	6	0	1	1	1	1	50.0	54	37	34	9	8	39	0	50	.277	9	0	3	245	1.86
SERIES 18	TULSA	8/2 - 8/7	3	3	8.33	6	0	0	0	2	4	54.0	61	54	50	13	1	33	0	65	.280	9	0	5	255	1.74
SERIES 19	@ Arkansas	8/9 - 8/14	1	5	5.51	6	0	0	1	0	0	49.0	57	40	30	3	7	35	0	44	.289	6	1	5	242	1.88
SERIES 20	SAN ANTONIO	8/16 - 8/21	3	3	6.55	6	0	0	1	0	1	55.0	64	47	40	4	6	42	0	43	.296	4	2	3	272	1.93
SERIES 21	SPRINGFIELD	8/23 - 8/28																								
SERIES 22	@ Tulsa	8/30 - 9/4																								
SERIES 23	@ Wichita	9/6 - 9/11																								
SERIES 24	FRISCO	9/13 - 9/18																								

SERIES WINS: 4 (All on road)SERIES LOSSES: 11 (5 at home, 6 on road)SERIES SPLITS: 5 (All at home)





## THE LAST TIME THE NATURALS...

THREW A PERFECT GAME	N/A
THREW A NO-HITTER	Brooks Pounders, 6/27/2013 vs. Midland
THREW A 9-INNING NO-HITTER	Brooks Pounders, 6/27/2013 vs. Midland
THREW A COMBINED NO-HITTER	Greg Holland, Chris Dwyer, Brandon Lafferty & Kendal Volz, 5/10/2012 vs. Springfield
THREW A COMBINED 1-HITTER (9 Innings)	N/A
THREW A COMBINED 1-HITTER (7 Innings)	Jonathan Heasley & Robert Garcia, 5/28/2021 vs. San Antonio (Game 2)
THREW A COMBINED 2-HITTER (9 Innings)	Dante Bias, Will Klein, Walter Pennington & Stephen Woods Jr., 6/2/2022 vs. Corpus Christi
THREW A COMBINED 2-HITTER (7 Innings)	Nolan Watson, Yefri Del Rosario & Robert Garcia, 8/27/2021 vs. Springfield (Game 1)
GOT NO-HIT (9 INNINGS)	8/12/2022 @ Arkansas, 6-0
GOT NO-HIT (LESS THAN 9 INNINGS)	N/A
GOT 1-HIT	8/31/2019 vs. Frisco
GOT 2-HIT	4/21/2022 @ Frisco
THREW A COMBINED 9-INNING SHUTOUT	7/27/2022 @ Wichita (5-0)
THREW BACK-TO-BACK SHUTOUTS	June 18 and 19 vs. Arkansas, 2022 (9-0, 4-0)
GOT SHUT OUT (9 INNINGS)	8/14/2022 @ Arkansas
GOT SHUT OUT IN BACK-TO-BACK GAMES	August 12 & 13, 2019 @ Arkansas
GOT SHUT OUT IN 3 STRAIGHT GAMES	July 10 vs. Frisco, July 11 & 12, 2015 vs. Midland
GOT SHUT OUT (LESS THAN 9 INNINGS)	8/7/2021 @ Arkansas (5 Innings)
WON 11 GAMES IN A ROW	April 26 - May 6, 2015
WON 8 GAMES IN A ROW	June 14 - June 20, 2017
WON 7 GAMES IN A ROW	May 16 - May 22, 2015
WON 6 GAMES IN A ROW	August 2 - August 8, 2018
LOST 10 GAMES IN A ROW	April 6 - April 16, 2014
LOST 9 GAMES IN A ROW	April 8 - April 16, 2019
LOST 8 GAMES IN A ROW	July 2 - July 9, 2012
LOST 7 GAMES IN A ROW	August 10 - 18, 2022
LOST 6 GAMES IN A ROW	August 11 - 18, 2022
STRUCK OUT 19+ OPPOSING HITTERS	5/11/2013 @ Springfield (19)
STRUCK OUT 17+ OPPOSING HITTERS	6/4/2022 vs. Corpus Christi (18)
STRUCK OUT 15+ OPPOSING HITTERS	8/7/2022 vs. Tulsa (15)
STRUCK OUT 10+ OPPOSING HITTERS	8/27/2022 vs. Springfield (11)
SCORED 20+ RUNS IN ONE GAME	6/28/2022 @ Amarillo (20)
SCORED 15+ RUNS IN ONE GAME	8/17/2022 vs. San Antonio (15)
SCORED 10+ RUNS IN ONE GAME	8/17/2022 vs. San Antonio (15)
ALLOWED 25+ RUNS IN ONE GAME	4/15/2011 @ San Antonio (26)
ALLOWED 20+ RUNS IN ONE GAME	8/17/2022 vs. San Antonio (20)
ALLOWED 15+ RUNS IN ONE GAME	8/24/2022 vs. Springfield (18)
ALLOWED 10+ RUNS IN ONE GAME	8/25/2022 vs. Springfield (14)
HAD 22+ HITS IN ONE GAME	5/22/2010 vs. Arkansas (22)
HAD 20+ HITS IN ONE GAME	8/24/2021 vs. Springfield (20)
HAD 15+ HITS IN ONE GAME	7/6/2022 vs. Tulsa (15)
HAD 10+ HITS IN ONE GAME	8/26/2022 vs. Springfield (11)
ALLOWED 25+ HITS IN ONE GAME	4/15/2011 @ San Antonio (26)
ALLOWED 20+ HITS IN ONE GAME	8/4/2022 vs. Tulsa (21)
ALLOWED 15+ HITS IN ONE GAME	8/24/2022 vs. Springfield (19)
ALLOWED 10+ HITS IN ONE GAME	8/26/2022 vs. Springfield (10)
WALKED 14+ TIMES IN ONE GAME	5/8/2021 @ Arkansas (14)
WALKED 10+ TIMES IN ONE GAME	8/25/2022 vs. Springfield (12)
WALKED 8+ TIMES IN ONE GAME	8/25/2022 vs. Springfield (12)
ALLOWED 13+ WALKS IN ONE GAME	8/25/2022 vs. Springfield (15)
ALLOWED 10+ WALKS IN ONE GAME	8/25/2022 vs. Springfield (15)
ALLOWED 8+ WALKS IN ONE GAME	8/25/2022 vs. Springfield (15)
HIT 7+ HOME RUNS IN A GAME	5/30/2021 vs. San Antonio (7)
HIT 5+ HOME RUNS IN A GAME	6/28/2022 @ Amarillo (5)
HIT 3+ HOME RUNS IN A GAME	8/21/2022 vs. San Antonio (3)
ALLOWED 7+ HOME RUNS IN A GAME	4/15/2011 @ San Antonio (7)
ALLOWED 5+ HOME RUNS IN A GAME	8/4/2022 vs. Tulsa (5)
ALLOWED 3+ HOME RUNS IN A GAME	8/24/2022 vs. Springfield (3)
HAD 2 PLAYERS HIT 2 HOME RUNS IN A GAME	Hunter Dozier & Bubba Starling, 4/10/2016 vs. Midland
HIT BACK-TO-BACK HOME RUNS	CJ Alexander & Jake Means, 7/16/2022 @ Corpus Christi
HIT 3 STRAIGHT HOME RUNS	Bobby Witt Jr., Nick Pratto & MJ Melendez, 5/30/2021 vs. San Antonio
SCORED 10+ RUNS IN AN INNING	2nd Inning, 9/9/2021 @ Wichita (10)
SCORED 7+ RUNS IN AN INNING	9th Inning, 6/28/2022 @ Amarillo (8)
SCORED 5+ RUNS IN AN INNING	7th Inning, 8/24/2022 vs. Springfield (6)
SCORED 5+ RUNS IN AN EXTRA INNING	10th Inning, 6/2/2012 vs. Frisco (5)
ALLOWED 10+ RUNS IN AN INNING	7th Inning, 8/24/2022 vs. Springfield (12)
ALLOWED 7+ RUNS IN AN INNING	7th Inning, 8/24/2022 vs. Springfield (12)
ALLOWED 5+ RUNS IN AN INNING	7th Inning, 8/25/2022 vs. Springfield (6)
ALLOWED 5+ RUNS IN AN EXTRA INNING	11th Inning, 4/26/2022 vs. Amarillo (5)
WON A GAME BY 15+ RUNS	18-1, 8/24/2021 vs. Springfield
WON A GAME BY 10+ RUNS	20-4, 6/28/2022 @ Amarillo
LOST A GAME BY 15+ RUNS	23-7, 8/4/2022 vs. Tulsa
LOST A GAME BY 10+ RUNS	18-7, 8/24/2022 vs. Springfield
LOST CONSECUTIVE GAMES BY 10+ RUNS	18-3 & 13-2, 6/16 & 6/17/2022 vs. Arkansas
SCORED 12+ RUNS IN CONSECUTIVE GAMES	June 28 (vs. Tulsa) & July 2 (@ Frisco), 2015
SCORED 10+ RUNS IN CONSECUTIVE GAMES	July 1, 2, 3, 2022 @ Amarillo
SCORED JUST ONE RUN WITHOUT AN RBI	6/24/2022 vs. Springfield
SCORED MULTIPLE RUNS WITHOUT AN RBI	2 Runs, 8/16/2018 @ Midland
SCORED MORE RUNS THAT RECORDED HITS	8/17/2022 vs. San Antonio (15 Runs on 14 Hits)
TURNED 5 DOUBLE PLAYS IN ONE GAME	8/20/2015 @ San Antonio
TURNED 3+ DOUBLE PLAYS IN ONE GAME	7/26/2022 @ Wichita (3)
TURNED A TRIPLE PLAY	Frank Schwindel (1B) to Corey Toups (2B) to Humberto Arteaga (SS) to Schwindel to Toups, 8/31/2016 vs. Tulsa
HIT INTO A TRIPLE PLAY	Mauricio Ramos, 7/24/2016 vs. Springfield
COMMITTED 6 ERRORS	5/4/2019 vs. Midland
COMMITTED 5 ERRORS	6/16/2022 vs. Arkansas
COMMITTED 3+ ERRORS	8/23/2022 vs. Springfield (3)
EVERY NATURAL IN THE STARTING LINEUP HAD A HIT	8/21/2022 vs. San Antonio
EVERY NATURAL IN THE STARTING LINEUP SCORED A RUN	8/17/2022 vs. San Antonio
EVERY NATURAL IN THE STARTING LINEUP HAD A HIT AND SCORED A RUN	6/28/2022 @ Amarillo
LINEUP BATTED AROUND TWO IN ONE GAME	3rd and 9th Innings, 5/4/2022 @ Springfield
WON ON THE LAST AT-BAT OF THE GAME (WALK-OFF WIN)	8/26/2022 vs. Springfield
LOST ON THE LAST AT-BAT OF THE GAME (WALK-OFF LOSS)	6/30/2022 @ Amarillo
PLAYED BACK-TO-BACK EXTRA-INNING GAMES	September 2nd & 3rd, 2021 vs. Corpus Christi
WON BOTH GAMES OF A DOUBLEHEADER	6/9/2022 @ Tulsa (5-3, 3-0)
PITCHED SHUTOUTS IN BOTH GAMES OF A DOUBLEHEADER	8/14/2021 vs. Frisco (1-0, 10-0)
LOST BOTH GAMES OF A DOUBLEHEADER	5/30/2019 vs. Arkansas (7-4, 10-7)

## THE LAST TIME A NATURALS HITTER...

HAD 6 HITS IN ONE GAME	Ed Lucas, 7/21/2008 @ Springfield
HAD 5 HITS IN ONE GAME	Dairon Blanco, 7/13/2021 vs. Arkansas
HAD 4 HITS IN ONE GAME	Nick Loftin, 7/15/2022 @ Corpus Christi
HAD 3 HITS IN ONE GAME	Diego Hernández, 8/26/2022 vs. Springfield
HIT 3 HOME RUNS IN ONE GAME	Bobby Witt Jr., 5/30/2021 vs. San Antonio
HIT 2 HOME RUNS IN ONE GAME	CJ Alexander, 8/11/2022 @ Arkansas
HIT 2 TRIPLES IN ONE GAME	Taylor Featherston, 6/17/2019 vs. Springfield
HIT 3 DOUBLES IN ONE GAME	Nick Loftin, 5/4/22 @ Springfield
HIT 2 DOUBLES IN ONE GAME	John Rave, 7/24/2022 vs. Springfield
HIT A GRAND SLAM	Robbie Glendinning, 7/17/2022 @ Corpus Christi
HIT AN INSIDE-THAT-PARK HOME RUN	Brewer Hicklen, 7/15/2021 vs. Arkansas
LED OFF A HOME GAME WITH A HOME RUN	Maikel Garcia, 6/17/2022 vs. Arkansas
LED OFF A ROAD GAME WITH A HOME RUN	Clay Dungan, 7/24/2021 @ Tulsa
HIT A PINCH-HIT HOME RUN	Diego Hernández, 8/26/2022 vs. Springfield
HIT FOR THE CYCLE	Nicky Lopez, 6/21/2018 @ Tulsa
HAD 7 RBI IN ONE GAME	Taylor Featherston, 7/20/2019 @ Amarillo
HAD 6 RBI IN ONE GAME	CJ Alexander, 8/5/2022 vs. Tulsa
HAD 5 RBI IN ONE GAME	Robbie Glendinning, 7/17/2022 @ Corpus Christi
HAD 4 RBI IN ONE GAME	Tyler Gentry & CJ Alexander, 7/17/2022 @ Corpus Christi
SCORED 4 RUNS IN ONE GAME	CJ Alexander, 8/17/2022 vs. San Antonio
SCORED 3 RUNS IN ONE GAME	Maikel Garcia, 7/22/2022 vs. Springfield
WALKED 4 TIMES IN ONE GAME	Robbie Glendinning, 8/25/2022 vs. Springfield
WALKED 3 TIMES IN ONE GAME	Robbie Glendinning, 8/10/2022 @ Arkansas
STOLE 4 BASES IN ONE GAME	Nick Heath, 5/20/2019 @ Arkansas
STOLE 3 BASES IN ONE GAME	Tucker Bradley, 7/9/2022 vs. Tulsa
STOLE 2 BASES IN ONE GAME	Jake Means, 8/21/2022 vs. San Antonio
STRUCK OUT 5 TIMES IN ONE GAME	Dairon Blanco, 5/12/2021 vs. Tulsa
STRUCK OUT 4 TIMES IN ONE GAME	CJ Alexander, 8/20/2022 vs. San Antonio
STRUCK OUT 3 TIMES IN ONE GAME	CJ Alexander & John Rave, 8/14/2022 @ Arkansas
REACHED BASE 6 TIMES IN ONE GAME	Travis Jones, 6/29/2021 @ Springfield
REACHED BASE 5 TIMES IN ONE GAME	Tyler Gentry, 7/17/2022 @ Corpus Christi
REACHED BASE 4 TIMES IN ONE GAME	Robbie Glendinning & John Rave, 8/25/2022 vs. Springfield
REACHED BASE IN EVERY TRIP TO THE PLATE (6 PA)	Johnny Givortella, 7/22/2010 @ Arkansas
REACHED BASE IN EVERY TRIP TO THE PLATE (5 PA)	Nate Eaton, 4/23/2022 @ Frisco
REACHED BASE IN EVERY TRIP TO THE PLATE (4 PA)	Tyler Cropley, 6/19/2022 vs. Arkansas
REACHED 2 TIMES IN THE SAME INNING	Robbie Glendinning, 7th Inning, 8/25/2022 vs. Springfield
HAD 2 HITS IN THE SAME INNING	Sebastian Rivero & Nate Eaton, 4th Inning, 4/27/2022 vs. Amarillo
SAW 16 PITCHES IN A SINGLE PLATE APPEARANCE	Donnie Dewees, 4/7/2017 vs. San Antonio
SAW 15 PITCHES IN A SINGLE PLATE APPEARANCE	Demichir Carrasco, 7/18/2021 vs. Arkansas
SAW 14 PITCHES IN A SINGLE PLATE APPEARANCE	Jordan George, 8/27/2019 vs. Midland
SAW 10+ PITCHES IN A SINGLE PLATE APPEARANCE	John Rave, 8/16/2022 vs. San Antonio (10)
HIT HOME RUNS IN BOTH GAMES OF A DOUBLEHEADER	Jimmy Govern, 8/14/2021 vs. Frisco
HIT HOME RUNS IN BACK-TO-BACK GAMES	Tucker Bradley, 8/20 & 8/21/2022 vs. San Antonio
HIT HOME RUNS IN 3 STRAIGHT GAMES	CJ Alexander, 8/4 - 8/6/2022 vs. Tulsa
HIT HOME RUNS IN 4 STRAIGHT GAMES	CJ Alexander, 8/3 - 8/6/2022 vs. Tulsa
HIT HOME RUNS IN 5 STRAIGHT GAMES	Clint Robinson, 8/7 to 8/12/2010 vs. Arkansas, @ Frisco
HAD 2+ HITS IN 8 STRAIGHT GAMES	Kurt Mertins, May 25 to June 6, 2009
HAD 2+ HITS IN 7 STRAIGHT GAMES	Jeff Bianchi, July 20 to July 27, 2009
HAD 2+ HITS IN 6 STRAIGHT GAMES	Anderson Miller, May 14 to May 19, 2019
HAD 2+ HITS IN 5 STRAIGHT GAMES	Robbie Glendinning, July 1 to July 6, 2022
HAD A 20+ GAME HITTING STREAK	Clint Robinson, 21 Games: June 15 - July 12, 2010
HAD A 18+ GAME HITTING STREAK	Jordan Parraz, 19 Games: May 27 - June 15, 2009
HAD A 16+ GAME HITTING STREAK	Jacksson Flores, 17 Games: June 15 - July 6, 2018
HAD A 14+ GAME HITTING STREAK	Maikel Garcia, 14 Games: April 27 - May 12, 2022
HAD A 12+ GAME HITTING STREAK	Maikel Garcia, 14 Games: April 27 - May 12, 2022
HAD A 30+ GAME REACHED BASE STREAK	Jacksson Flores, 34 Games: May 29 - July 7, 2018
HAD A 25+ GAME REACHED BASE STREAK	Vinnie Pasquino, 25 Games: August 5 - September 3, 2021
HAD A 20+ GAME REACHED BASE STREAK	Tyler Gentry, 22 Games: July 30 - August 27, 2022

## THE LAST TIME A NATURALS PITCHER...

THREW A 1-HITTER (9 Innings)	N/A
THREW A 1-HITTER (7 Innings)	N/A
THREW A 2-HITTER (9 Innings)	N/A
THREW A 2-HITTER (7 Innings)	Drew Parrish, 8/27/2021 vs. Springfield (Game 2)
THREW A 9-INNING COMPLETE GAME SHUTOUT	Corey Ray, 6/8/2017 vs. Springfield
THREW A 7-INNING COMPLETE GAME SHUTOUT	Anthony Veneziano, 6/9/2022 @ Tulsa (Game 2)
THREW A 5-INNING COMPLETE GAME SHUTOUT	Danny Duffy, 9/2/2010 vs. Arkansas
THREW A 9-INNING COMPLETE GAME	Scott Blewett, 8/10/2018 vs. Frisco
THREW AN 8-INNING COMPLETE GAME	Ofreidy Gomez, 8/2/2019 @ Tulsa
THREW A 7-INNING COMPLETE GAME	Anthony Veneziano, 6/9/2022 @ Tulsa (Game 2)
THREW A 6-INNING COMPLETE GAME	Sugar Ray Marimon, 5/26/2013 @ San Antonio
STRUCK OUT 13 IN A GAME	Danny Duffy, July 17, 2013 @ Tulsa
STRUCK OUT 12 IN A GAME	Josh Staumont, 9/4/2016 vs. Arkansas
STRUCK OUT 11 IN A GAME	Alec Marsh, 5/14/2021 vs. Tulsa
STRUCK OUT 10 IN A GAME	Anthony Veneziano, 7/23/2022 vs. Springfield
WALKED 8 IN A GAME	Noel Arguelles, 5/12/2013 @ Springfield
WALKED 7 IN A GAME	Jason Adam, 7/5/2013 @ Midland
WALKED 6 IN A GAME	Noah Murdock, 7/26/2022 @ Wichita
WALKED 5 IN A GAME	Anthony Veneziano, 8/25/2022 vs. Springfield
ALLOWED 4 HOME RUNS IN A GAME	Anthony Veneziano, 7/2/2022 @ Amarillo
ALLOWED 3 HOME RUNS IN A GAME	Alec Marsh, 6/17/2022 vs. Arkansas
ALLOWED 2 HOME RUNS IN A GAME	Alec Marsh, 8/24/2022 vs. Springfield
THREW 110+ PITCHES IN A GAME	Andy Ferguson, 8/9/2014 vs. San Antonio (116)
THREW 100+ PITCHES IN A GAME	Andrew Hoffmann, 8/26/2022 vs. Springfield (100)
THREW 95+ PITCHES IN A GAME	Andrew Hoffmann, 8/26/2022 vs. Springfield (100)
THREW 90+ PITCHES IN A GAME	Andrew Hoffmann, 8/26/2022 vs. Springfield (100)
WON HIS NATURALS DEBUT	Walter Pennington, 4/23/2022 @ Frisco
THREW AN IMMACULATE INNING	Grant Gavin, 6th Inning 5/20/2019 @ Arkansas