

OMAHA STORM CHASERS GAME NOTES

@ NASHVILLE SOUNDS

RHP William Fleming (0-0, 5.00 ERA) @ RHP Chad Patrick (0-0, 5.14 ERA)

Friday, April 19, 2024 | Game #19 | Road Game #10

6:35 p.m. CT First Pitch | First Horizon Park | Nashville, Tennessee

Radio: News Talk 1290 KOIL | Video: Bally Live, MiLB.TV

11-7

9-9

Triple-A Affiliate of the Kansas City Royals | 12356 Ballpark Way, Papillion, Nebraska 68046 | (402) 738-5100 | omahastormchasers.com | @OMASStormChasers

UPCOMING SCHEDULE & PROBABLE PITCHERS

UPCOMING GAMES

Saturday, April 20
Sunday, April 21
Monday, April 22
Tuesday, April 23

OPPONENT

@ Nashville
@ Nashville
OFF
INDIANAPOLIS

TIME (CT)

6:35 p.m. CT
2:05 p.m. CT
6:30 p.m. CT

PROBABLE PITCHERS

RHP Jonathan Bowlan (2-1, 2.25 ERA) @ RHP Janson Junk (1-1, 5.11 ERA)
TBD @ TBD

THE MATCHUP

(UNDERLINE = MiLB LEADER) (BOLD = TRIPLE-A LEADER) (ITALICS = TRIPLE-A WORST)

.265 (7TH) AVG > .273 (5TH)	4.63 (8TH) ERA > 3.92 (2ND)
111 (4TH) < R 103 (5TH)	1.42 (12TH) WHIP > 1.27 (1ST)
163 (4TH) < H - 163 (4TH)	.262 (13TH) AVG > .211 (1ST)
23 (3RD) < HR 10 (20TH)	157.1 (5TH) < IP 151.2 (8TH)
76 (11TH) BB > 89 (4TH)	159 (17TH) H > 117 (3RD)
196 (20TH) K > 154 (9TH)	87 (11TH) R > 73 (2ND)
25 (3RD) < SB 21 (7TH)	15 (5TH) - HR - 15 (5TH)
.353 (9TH) OBP > .374 (3RD)	80 (14TH) BB > 75 (9TH)
.459 (4TH) < SLG .420 (8TH)	164 (10TH) < K 157 (14TH)
.812 (5TH) < OPS .794 (6TH)	1 (6TH) SHO > 2 (2ND)

All-Time vs. Nashville271-266 (.505)
in Omaha (Since 2005)65-56 (.537)
in Nashville (Since 2005)60-67 (.472)

2024 vs. Nashville1-2 (.333)
in Omaha1-2 (.333)
in Nashville1-2 (.333)

DATE	H/R	SCORE	WIN	LOSS	SAVE
4/16	NAS	W, 10-9	E. Sisk	N. Bennett	W. Klein
4/17	NAS	L, 6-5	H. Chirino	S. Long	-
4/18	NAS	L, 9-1	R. Zastryzny	L. Cessa	-
4/19	NAS				
4/20	NAS				
4/21	NAS				

RAISING ROYALTY

5 Omaha players appear on a Top-30 Royals prospects ranking

PLAYER (Position)	Pipeline	Baseball America
Tyler Gentry (OF)	Royals No. 9	Royals No. 13
Anthony Veneziano (LHP)	Royals No. 13	Royals No. 5
John McMillon (RHP)	Royals No. 17	Royals No. 17
Will Klein (RHP)	Royals No. 18	Royals No. 18
Jonathan Bowlan (RHP)	-	Royals No. 19

SCOUTING NASHVILLE

2 Nashville players appear on a Top-30 Braves Brewers ranking

PLAYER (Position)	Pipeline	Baseball America
Tyler Black (INF)	MiLB No. 4/MLB No. 43	MiLB No. 4/MLB No. 79
Carlos Rodriguez (RHP)	Brewers No. 7	Brewers No. 11

OMAHA'S TEAM LEADERS

CATEGORY	PLAYER	STAT
AVERAGE	Drew Waters	.315
ON-BASE %	Devin Mann	.415
SLUGGING %	CJ Alexander	.571
OPS	CJ Alexander	.899
HITS	CJ Alexander	18
RUNS	CJ Alexander	14
RUNS BATTED IN	Nate Eaton	14
TOTAL BASES	CJ Alexander	36
WALKS	Nick Pratto	12
STEALS	Nick Pratto	6

YESTERDAY'S GAME

	1	2	3	4	5	6	7	8	9	R	H	E	LO
Omaha	0	1	0	0	0	0	0	0	0	1	3	1	7
Nashville	0	0	0	4	0	0	0	5	x	9	8	0	4

WIN: Rob Zastryzny (3-0) | LOSS: Luis Cessa (0-2) | SAVE: None

NASHVILLE, TENN. - The Omaha Storm Chasers dropped a second straight game, with a 9-1 loss to the Nashville Sounds Thursday night at First Horizon Park.

- For a third straight game, the Storm Chasers scored first and took a 1-0 lead in the 2nd inning as Mike Brosseau brought Devin Mann home after three straight walks loaded the bases, but Omaha could not add another run, eventually stranding five runners on base across the first three innings.
- Omaha starting pitcher Luis Cessa cruised through the first three innings, facing the minimum with one hit allowed but allowed a pair of hits to open the bottom of the 4th inning and was removed from the game... left-hander Anthony Veneziano followed Cessa and allowed the runner he inherited to score, then a pair of his own runs scored in the 4th inning, on two walks and two doubles to give Nashville a 4-1 lead after four innings.
- The Storm Chasers' hot offense of recent could not manage to put up any additional runs in the last seven frames after scoring in the 2nd inning, held to just two hit the rest of the way... after a single in the first, catcher Logan Porter doubled in the 3rd inning, counting for two of Omaha's three hits... center fielder Nate Eaton stretched his hitting streak to 10 games with a single in the 7th inning, tying a career-high for his longest professional hitting streak.
- Walter Pennington entered the game in the 6th inning for Omaha and cruised through 2.0 scoreless innings, striking out 2 to bring his season total to 19 in just 13.1 relief innings this season.
- While the game remained 4-1 from the 4th inning into the 8th, the Sounds pulled away in the bottom of the 8th inning off reliever Collin Selby, tagging the right-hander for five runs on two hits and three walks, while Omaha's pitcher could only record one out.
- Jonah Dipoto took over for Selby with two on and one out in the 8th inning and Nashville leading 7-1 and while he allowed both inherited runners to score, he retired both batters he faced and sent the game to the ninth inning with a 9-1 score that held to be final.

NOTES AND NUGGETS

WON'T STAND(INGS) DOWN

- Yesterday's 9-1 loss to Nashville pushed the Storm Chasers down to a tie for third place in the International League.
- Omaha has been in first place or within 2.0 games of 1st place for nearly 2 weeks now, over their last 10 games... the Chasers have been in first place or within 2.0 games of first after 16 of 18 games this season.
- Scranton/WB sits just 1.5 games ahead of Omaha in the standings, with an 11-5 record... the RailRiders opened the year 3-4 but have won 9 of their last 10 games... Iowa is a half game above Omaha, with an 11-6 record and doubleheader today.
- Omaha's +24 run differential ranks second in the International League behind Nashville, a flip that happened with yesterday's 8-run loss... it ranks 5th among the 30 Triple-A teams.

ALEXANDER THE GREAT

- Infielder CJ Alexander has been one of Omaha's top hitters early in the season, leading the team in nearly every offensive category.
- Alexander is tied for the Triple-A lead with 21 batted balls over 100mph or greater... the next-closest Triple-A player has 19, while the next-closest Storm Chaser is Drew Waters with 11.
- He leads the Storm Chasers in hits (18), doubles (6), extra-base hits (10), total bases (36) and runs scored (14) he is tied for the team lead in home runs (4) and ranks second on the club in runs batted in (12)... his .571 slugging percentage and .899 OPS lead qualified Omaha hitters as well.
- The left-handed hitter is tied 6th in extra-base hits, tied 8th in doubles and 10th in total bases.

EATON IT UP

- Nate Eaton's 10-game hitting streak entering play today ranks tied 2nd in the International League, creeping closer on his career-best streak.
- Over his last 10 games, Eaton is hitting .432 (16-for-37) with a 1.042 OPS... his average is the highest in the league among 6 players with 8+ game streaks.
- A 10-game hitting streak ties for Eaton's career-best, a mark which he's previously reached 3 times, most recently from June 8 to 19, 2022 with Omaha, where he hit .385 (15-for-39).
- Eaton also enters today on a 11-game on-base streak, the longest streak on the team this year... over those 11 games, he has a .475 on-base percentage, with 3 walks in addition to 16 hits (.432 average).

THE MANN OF THE HOUR

- While not playing every day, infielder Devin Mann has made the most of his playing time through the first 18 games.
- Mann leads qualified Storm Chasers hitters with a .415 on-base percentage and ranks second with a .295 average and .892 OPS, while 3rd with a .477 slugging percentage.
- He's started 12 games so far... 6 games at DH, 4 at first base and 2 at second base.

AT A GLANCE

STREAKS

Current StreakL2
Longest Win Streak.....W5
Longest Loss Streak.....L3

RECENT

Last 5 Games.....3-2
Last 10 Games.....7-3
Last 20 Games.....11-7

SPLIT SEASON

1st Half11-7
2nd Half0-0

HOME/AWAY

Home Games.....7-2
Away Games4-5

TIME OF DAY

Night Games (5 p.m. or later)....4-6
Day Games (Before 5 p.m.)7-1

MONTH

March.....2-1
April9-6
May.....0-0
June.....0-0
July.....0-0
August.....0-0
September.....0-0

OPPONENT

vs. Columbus.....3-3
vs. Gwinnett.....5-1
vs. Indianapolis.....0-0
vs. Iowa.....2-1
vs. Jacksonville.....0-0
vs. Louisville.....0-0
vs. Memphis.....0-0
vs. Nashville.....1-2
vs. Rochester.....0-0
vs. St. Paul.....0-0
vs. Toledo.....0-0

DAY OF THE WEEK

on Monday.....0-0
on Tuesday.....2-0
on Wednesday.....1-2
on Thursday.....2-2
on Friday.....1-2
on Saturday.....3-0
on Sunday.....2-1

THIS WEEK'S SERIES

Record.....1-2
Batting Average.....(.245)
Runs/Per Game.....16.5/33
Home Runs.....4
ERA.....6.15 (18 ER / 26.1 IP)
Strikeouts (K/9).....26 (8.89)
Saves/Opportunities.....1/1

PLAYER QUICK NOTES CAREER HIGHS (RELIEF)

54 DAN ALTAVILLA RHP • R/R • 5'11" • 220 lbs • Born: 9/8/1992 (Age 31) Signed as a Minor League Free Agent — 12/7/2023

46 STEVEN CRUZ RHP • R/R • 6'7" • 225 lbs • Born: 6/15/1999 (Age 24) Traded from Minnesota — 1/24/2023

55 JONAH DIPOTO RHP • R/R • 6'11" • 225 lbs • Born: 9/3/1996 (Age 27) 2019 MLB Draft — Round 35 (UC San Diego)

19 TYLER DUFFEY RHP • R/R • 6'3" • 220 lbs • Born: 12/27/1990 (Age 33) Signed as a Minor League Free Agent — 1/10/2024

63 WILL KLEIN RHP • R/R • 6'5" • 230 lbs • Born: 11/28/1999 (Age 24) 2020 MLB Draft — Round 5 (Eastern Illinois)

36 SAM LONG LHP • L/L • 6'1" • 185 lbs • Born: 11/28/1995 (Age 28) Signed as a Minor League Free Agent — 12/10/2023

59 JOHN McMILLON RHP • L/R • 6'3" • 230 lbs • Born: 1/27/1998 (Age 26) Signed as an Undrafted Free Agent — 6/23/2020 (Texas Tech)

40 WALTER PENNINGTON LHP • L/L • 6'2" • 205 lbs • Born: 4/14/1998 (Age 26) Signed as an Undrafted Free Agent — 8/19/2020 (CoLa School of Mines)

60 COLIN SELBY RHP • R/R • 6'2" • 220 lbs • Born: 10/24/1997 (Age 26) Traded from Pittsburgh — 4/7/2024

45 EVAN SISK LHP • L/L • 6'2" • 209 lbs • Born: 4/23/1997 (Age 26) Traded from Minnesota — 1/24/2023

56 ANTHONY VENEZIANO LHP • L/L • 6'5" • 205 lbs • Born: 9/1/1997 (Age 26) 2019 MLB Draft — Round 10 (Coastal Carolina)

2024: Appeared in 6 Cactus League games with the Royals, pitching to a 9.00 ERA (5 ER in 6.0 IP) with 6 hits, 4 walks and 5 strikeouts. Joins the Royals in 2024 to mark his 4th MLB organization ... spent parts of the first 7 seasons of his professional career from 2014-20 with Seattle before being traded to San Diego for two seasons (2020-21) and spending two seasons with Boston (2022-23) ... signed as a minor league free agent with the Royals last December.

2024: Appeared in 5 Cactus League games with the Royals, pitching to a 9.00 ERA (5 ER in 5.0 IP) with 6 hits, 3 walks and 6 strikeouts. Made his Major League debut with Kansas City on August 29, 2023 vs. Pittsburgh ... after giving up 4 runs on 2 hits and 3 walks in his debut, Cruz made 9 MLB appearances and pitched to a 2.25 ERA (3 ER in 12.0 IP) while holding opponents to a .182 average (8-for-44) ... was an opener for the Royals 4 times in September.

2024: Appeared in 8 Cactus League games with the Royals, pitching to a 1.50 ERA (1 ER in 6.0 IP) with 2 hits, 3 walks and 3 strikeouts ... on Omaha's Development List, April 12 to 16, activated April 17. In 2023, went 3-2 with a 3.55 ERA (20 ER in 50.2 IP) and 60 strikeouts in 43 relief appearances between NW Arkansas (AA) and Omaha ... pitched to a 0.87 ERA (1 ER in 10.1 IP) in 7 outings in Double-A before he was promoted to Triple-A on May 3.

2024: Appeared in 2 Cactus League games with the Royals with 2.0 scoreless innings ... his last spring was on February 26, missed time remove a cancerous mole from his back. Joins the Royals in 2024 to mark his 5th MLB organization ... spent the first 11 years of his professional career from 2012-22 with the Twins before being released in August 2022 and signing minor league deals with the Rangers (2022), Yankees (2022) and Cubs (2023).

2024: Appeared in 5 Cactus League games with the Royals, pitching to a 3.86 ERA (2 ER in 4.2 IP) with 2 hits, 3 walks and 8 strikeouts. Was added to Kansas City's 40-man roster on November 14, 2023 ... in the 2023 season, he made 49 appearances between NW Arkansas (AA) and Omaha, with a 4.62 ERA (33 ER in 64.1 IP) and 93 strikeouts ... his 13.01 K/9 led all Royals Minor Leaguers (min. 60.0 IP) ... represented the Royals organization at the 2023 SiriusXM All-Star Futures Game.

2024: Appeared in 7 Cactus League games with the Royals, pitching to a 1.04 ERA (1 ER in 8.2 IP) with 5 hits, 1 walk and 15 strikeouts (48.3% strikeout rate). Joins the Royals in 2024 to mark his 5th MLB organization ... spent the first two seasons of his professional career from 2016-17 with the Rays before being released in Spring Training 2018 and signing minor league deals with the White Sox (March 2019) and Giants (November 2020) ... was traded to Oakland in April 2023 for cash considerations and signed to a minor league contract with the Royals in December 2023.

2024: Appeared in 2 Cactus League games with the Royals, pitching to a 0.00 ERA (0 ER in 2.0 IP) with 2 hits, 1 walk and 1 strikeout. Pitched at four different levels in 2023, starting at Columbia (A) before stops in Quad Cities (A+) and NW Arkansas (AA) led to his Major League debut on August 17 vs. Seattle, just 103 days after his final game in Low-A ... in 37 outings across three Minor League levels, worked a 2.10 ERA (12 ER in 51.1 IP) with 91 strikeouts (15.95 K/9).

2024: Appeared in 9 Cactus League games with the Royals, pitching to a 1.23 ERA (1 ER in 7.1 IP) with 16 strikeouts of 31 batters faced (51.6% strikeout rate). Began the 2023 season with NW Arkansas (AA), where he made 8 scoreless appearances with 11 strikeouts in 9.2 innings ... promoted to Omaha on May 3, where he made 41 appearances and went 7-2 with a 3.69 ERA (25 ER in 61.0 IP) ... led Omaha's pitching staff in wins (7), ranked 2nd in appearances (41), tied 4th in strikeouts (64) and tied 6th in innings pitched (61.0 IP) ... worked a 4-strikeout 8th inning on August 22, 2023 vs. St. Paul, the third Omaha pitcher since 2005 to record a 4-strikeout inning.

2024: Appeared in 4 Grapefruit League games with Pittsburgh, optioned to Indianapolis (AAA) on March 12 ... appeared in 2 games with Indy and threw a pair of scoreless outings ... designated for assignment by the Pirates on April 2, traded to Kansas City on April 7 in exchange for LHP Connor Oliver. Began 2023 season with Indianapolis (AAA), where he went 0-0 with six saves, a 3.86 ERA (13 ER in 30.1 IP) and 41 strikeouts in 28 relief appearances ... recalled from Triple-A on August 8, made his MLB debut the next day and ended the year in the Majors, pitching 21 games for the Pirates, with 30 strikeouts in 24.0 innings (11.25 K/9).

2024: Appeared in 8 Cactus League games with the Royals, pitching to a 2.57 ERA (2 ER in 7.0 IP) with 6 hits, 2 walks and 8 strikeouts. Since being drafted in 2018, Sisk's 208 appearances are tied for the 4th-most of any Minor League pitcher. Acquired by the Royals on January 23, 2023 from Minnesota as part of the package for OF Michael A. Taylor ... spent all of the 2023 season with Omaha and went 2-4 with a 6.34 ERA (43 ER in 61.0 IP) and 62 strikeouts in a team-leading 58 outings (3 starts) ... ranked 4th in MLB in appearances, the only to pitch in 50+ games without a save.

2024: Appeared in 2 Cactus League games with the Royals, pitching to a 9.95 ERA (7 ER in 6.1 IP) with 5 hits, 4 walks and 7 strikeouts ... optioned to Omaha March 22 and made two 3.0-inning starts for the Chasers before moving to the bullpen last week. Between 2019 and 2023, he leads all Royals minor league pitchers in innings (395.0), wins (25), strikeouts (427) and starts (83), with only 4 relief appearances. Began 2023 season with NW Arkansas (AA) and worked a 2.13 ERA (10 ER in 42. IP) over 8 starts before being promoted to Omaha, where he made 17 starts ... ranked among Kansas City's minor league leaders in wins (T-2nd, 10), ERA (4th, 3.55) and strikeouts (5th, 127) ... made his Major League debut on September 26 at Detroit.

Table with 3 columns: PLAYER, QUICK NOTES, and CAREER HIGHS. Rows include players like CJ ALEXANDER, MIKE BROSSAU, CAM DEVANNEY, NATE EATON, RYAN FITZGERALD, TYLER GENTRY, DEVIN MANN, BRIAN O'KEEFE, LOGAN PORTER, NICK PRATTO, JOHN RAVE, TYLER TOLBERT, and DREW WATERS.

	SO NICE, THEY DID IT TWICE (OR MORE)					MULTI-HIT GAMES					MULTI-RUN GAMES					MULTI-RBI GAMES					MULTI-BB GAMES					MULTI-K GAMES					MULTI-SB GAMES				
	2	3	4	5+	T	2	3	4	5+	T	2	3	4	5+	T	2	3	4	5+	T	2	3	4	5+	T	2	3	4	5+	T	2	3	4	5+	T
47 CJ Alexander	4	2	-	-	6	2	2	-	-	4	1	1	1	-	3	-	-	-	-	-	5	1	-	-	6	-	-	-	-	-					
25 Mike Brosseau	-	-	-	-	-	-	-	-	-	-	-	-	-	-	-	-	-	-	-	-	2	-	-	-	2	-	-	-	-	-					
24 Cam Devanney	4	-	-	-	4	3	-	-	-	3	1	1	-	-	2	-	-	-	-	-	5	2	-	-	7	-	-	-	-	-					
18 Nate Eaton	4	1	-	-	5	1	1	-	-	2	4	-	1	-	5	1	-	-	-	1	2	-	-	2	1	-	-	-	1						
22 Ryan Fitzgerald	1	1	-	-	2	-	-	-	-	-	1	-	-	-	1	-	-	-	-	-	3	-	-	-	3	-	-	-	-	-					
28 Tyler Gentry	1	-	-	-	1	-	-	-	-	-	1	-	-	-	1	2	-	-	-	2	4	3	-	-	7	-	-	-	-	-					
26 Kyle Hayes	-	-	-	-	-	-	-	-	-	-	-	-	-	-	-	-	-	-	-	-	-	-	-	-	-	-	-	-	-	-					
34 Devin Mann	3	1	-	-	4	-	-	1	-	1	2	-	-	-	2	1	-	-	-	1	1	1	1	-	3	-	-	-	-	-					
9 Michael Massey	4	1	-	-	5	3	-	-	-	3	2	1	-	-	3	-	-	-	-	-	-	-	-	-	-	-	-	-	-	-					
14 Austin Nola	-	-	-	-	-	-	-	-	-	-	-	-	-	-	-	-	-	-	-	-	-	1	-	-	1	-	-	-	-	-					
33 Brian O'Keefe	2	-	-	-	2	1	-	-	-	1	3	-	-	-	3	2	-	-	-	2	3	-	-	3	-	-	-	-	-	-					
16 Logan Porter	5	1	-	-	6	2	-	-	-	2	4	1	-	-	5	2	-	-	-	2	3	-	-	3	-	-	-	-	-	-					
32 Nick Pratto	5	-	-	-	5	3	-	-	-	3	-	1	-	-	1	2	-	-	-	2	7	1	-	-	8	1	-	-	-	1					
2 John Rave	3	-	-	-	3	2	-	-	-	2	2	-	-	-	2	1	-	-	-	1	2	1	-	-	3	-	-	-	-	-					
3 Tyler Tolbert	-	1	-	-	1	-	-	-	-	-	-	-	-	-	-	2	-	-	-	2	4	2	-	-	6	-	-	-	-	-					
6 Drew Waters	6	-	1	-	7	3	-	-	-	3	1	-	-	1	2	1	-	-	-	1	4	1	-	-	5	-	-	-	-	-					
TOTALS	42	8	1	0	51	20	3	1	0	24	22	5	2	1	30	14	0	0	0	14	45	13	1	0	59	2	0	0	0	2					

PLAYER	HITTING STREAKS											ON-BASE STREAKS										
	CURRENT	LONGEST	DATES/RESULTS (OF LONGEST)									CURRENT	LONGEST	DATES/RESULTS (OF LONGEST)								
			START	END	AVG	2B	3B	HR	RBI	OPS	START			END	AVG	2B	HR	BB	HBP	OBP		
47 CJ Alexander	-	6	4/4	4/11	.440 (11-25)	5	0	2	6	1.361	-	6	4/4	4/11	.440 (11-25)	5	2	2	0	.481		
25 Mike Brosseau	-	2	4/10	4/12	.167 (1-6)	1	0	1	1	.375	-	2	4/10	4/12	.167 (1-6)	1	0	1	1	.375		
24 Cam Devanney	-	7	4/6	4/14	.400 (10-25)	3	0	2	8	1.244	-	7	4/6	4/14	.400 (10-25)	3	2	3	2	.484		
18 Nate Eaton	10	10	4/4	4/18	.432 (16-37)	3	0	1	14	1.042	11	11	3/31	4/18	.432 (16-37)	3	1	3	0	.475		
22 Ryan Fitzgerald	4	4	4/12	4/17	.467 (7-15)	4	0	1	3	1.433	4	4	4/12	4/17	.467 (7-15)	4	1	1	0	.500		
28 Tyler Gentry	-	2	4/7	4/9	.286 (2-7)	1	0	0	0	.804	-	5	3/29	4/4	.167 (3-18)	0	0	4	0	.318		
34 Devin Mann	-	6	4/4	4/12	.429 (9-21)	2	0	2	7	1.348	9	9	4/4	4/18	.375 (12-32)	2	2	5	3	.500		
9 Michael Massey	7	7	4/9	4/17	.433 (13-30)	5	0	2	10	1.269	7	7	4/9	4/17	.433 (13-30)	5	2	2	0	.469		
33 Brian O'Keefe	-	4	4/10	4/17	.333 (5-15)	1	0	2	6	1.244	5	5	4/10	4/18	.294 (5-17)	1	2	5	0	.455		
16 Logan Porter	7	7	4/4	4/18	.464 (13-28)	4	1	4	11	1.652	7	7	4/4	4/18	.464 (13-28)	4	4	4	1	.545		
32 Nick Pratto	-	3 (2x)	4/14	4/17	.385 (5-13)	0	0	3	5	1.506	8	8	4/9	4/18	.219 (7-32)	0	3	5	0	.324		
2 John Rave	2	2 (4x)	4/14	4/17	.429 (3-7)	0	1	0	3	1.214	5	5	4/9	4/17	.294 (5-17)	0	0	4	0	.429		
3 Tyler Tolbert	-	2	4/10	4/12	.286 (2-7)	0	0	0	0	.786	-	4	4/6	4/12	.313 (5-16)	0	0	4	0	.450		
6 Drew Waters	-	3	4/13	4/16	.286 (4-14)	1	0	0	0	.643	10	10	4/5	4/17	.341 (14-41)	5	1	5	1	.426		

BOLD indicates longest streak in 2024 among active players

Italics indicates longest personal streak in 2024 is active

Gold indicates career-best streak

PITCH TIMER VIOLATIONS CALLED ON OMAHA HITTERS (0)

DATE	INNING	UMPIRE	HITTER	COUNT AT CALL	BATTER RESULT (COUNT)

PINCH-HITTING LOG (4)

#	DATE	INNING	PINCH HITTER	HITTING FOR	RESULT
1.	3/30 vs. Iowa	▼ 8	Nate Eaton	Drew Waters	Lineout, L9
2.	3/31 vs. Iowa	▼ 6	Nate Eaton	Drew Waters	Walk
3.	4/5 @ Columbus	▲ 9	Mike Brosseau	Ryan Fitzgerald	Walk
4.	4/12 vs. Gwinnett	▼ 9	CJ Alexander	Mike Brosseau	Strikeout Swinging

Omaha Pinch Hitters: 0-for-2, 2 BB
Most-Used Pinch Hitter: Nate Eaton (2x) **Most Frequently Pinch-Hit For:** Drew Waters (2x)

PITCHING

Table with 2 columns: Pitching stat and value. Includes vs. Left-Handed Starter, WITH Left-Handed Starter, 0-4 strikeouts, etc.

SCORING

Table with 2 columns: Scoring stat and value. Includes 1-Run Games, 2-Run Games, Opponent 0-2 Runs, etc.

HITTING

Table with 2 columns: Hitting stat and value. Includes Omaha 0-5 hits, Opponent 0-5 hits, Out-hit opponent, etc.

FIELDING

Table with 2 columns: Fielding stat and value. Includes Turned 0 double plays, Made 0 errors, Opponent made 0 errors, etc.

TEAM HIGHS

Table with 2 columns: Team High stat and value. Includes LONGEST WIN STREAK, LONGEST LOSING STREAK, LONGEST HOME WINNING STREAK, etc.

STORM CHASERS

Table with 2 columns: Storm Chasers stat and value. Includes 4/11 vs. Gwinnett (18-9 Win), LAST: 4/18 @ Nashville (9-1 Loss), etc.

SINGLE-GAME TEAM HIGHS

Table with 2 columns: Single-Game Team Highs stat and value. Includes MOST RUNS SCORED, FEWEST HITS, MOST HITS, etc.

OPPONENT

Table with 2 columns: Opponent stat and value. Includes 4/18 @ Nashville (9-1 Loss), 4/4 @ Columbus, G2 (5-4 Win, 7 Inn.), etc.

STORM CHASERS

Table with 2 columns: Storm Chasers stat and value. Includes 2nd Inning: 4/9 vs. Gwinnett (10-3 Win), 4th to 8th Innings, etc.

SINGLE-INNING TEAM HIGHS

Table with 2 columns: Single-Inning Team Highs stat and value. Includes MOST RUNS SCORED, MOST CONSECUTIVE INNINGS SCORED, etc.

OPPONENT

Table with 2 columns: Opponent stat and value. Includes 5th Inning: 4/13 vs. Gwinnett (13-6 Win), 5th to 7th Innings, etc.

STORM CHASERS

Table with 2 columns: Storm Chasers stat and value. Includes 3 on 4/11 vs. Gwinnett (18-9 Win), Devin Mann, Drew Waters, etc.

INDIVIDUAL OFFENSIVE HIGHS

Table with 2 columns: Individual Offensive Highs stat and value. Includes MOST PLATE APPEARANCES, MOST RUNS SCORED, etc.

OPPONENT

Table with 2 columns: Opponent stat and value. Includes 4 on 4/18 @ Nashville (10-9 Win), Tyler Black, Sandy León, etc.

STORM CHASERS

Table with 2 columns: Storm Chasers stat and value. Includes Collin Selby, William Fleming, Jonathan Lynch IV, etc.

INDIVIDUAL PITCHING HIGHS

Table with 2 columns: Individual Pitching Highs stat and value. Includes MOST RUNS ALLOWED, MOST EARNED RUNS ALLOWED, etc.

OPPONENT

Table with 2 columns: Opponent stat and value. Includes Daniel Martínez, Vladimir Gutierrez, Huascar Ynoa, etc.

▲ Indicates Storm Chasers Record Tied

* Indicates Storm Chasers Record Set

Game Score Indicated Above is Win/Loss Result for Storm Chasers, even if on opponent side of chart

STATCAST LEADERS (TOP 10)

Table with 4 columns: Stat, Player, Value, Date. Includes LONGEST MEASURED HOMER DISTANCE, HIGHEST BATTED BALL EXIT VELOCITY, HIGHEST PITCH VELOCITY, HIGHEST PITCH SPIN RATE.

AFTER-INNING RECORDS

	LEADING	TRAILING	TIED
AFTER 1 INNING	4-1	3-2	4-4
AFTER 2 INNINGS	6-2	2-2	3-3
AFTER 3 INNINGS	7-2	2-4	1-1
AFTER 4 INNINGS	7-1	2-6	1-0
AFTER 5 INNINGS	8-0	2-7	1-0
AFTER 6 INNINGS	9-0	2-7	0-0
AFTER 7 INNINGS	9-0	1-6	0-0
AFTER 8 INNINGS	9-0	0-6	1-0

STORM CHASERS BIG INNINGS

DATE	INNING	RUNS
1. 4/9 vs. Gwinnett	▼ 2	6
2. 4/11 vs. Gwinnett	▼ 8	5
4/5 @ Columbus	▲ 4	5

SCORE BY INNINGS

	1	2	3	4	5	6	7	8	9	10	11+	TOTAL
Storm Chasers	12	14	9	14	14	16	12	14	4	1	1	111
Opponents	9	7	7	15	19	9	6	9	5	1	0	87
Difference	3	7	2	-1	-5	7	6	5	-1	0	1	24

SCORE BY INNINGS v. NASHVILLE	1	2	3	4	5	6	7	8	9	10	11+	TOTAL
Omaha	6	4	1	0	0	2	0	1	2	0	0	16
Nashville	0	5	2	6	3	1	0	5	1	1	0	24
vs. Nashville Difference	6	-1	-1	-6	-3	1	0	-4	1	-1	0	-8

MULTI-RUN INNINGS

	2	3	4	5	6	7	8	9	10+	TOTAL
Storm Chasers	18	8	4	2	1	-	-	-	-	33
Opponents	5	5	4	2	2	-	-	-	-	18

RECORD BY RUNS SCORED/ALLOWED

RUNS	0	1	2	3	4	5	6	7	8	9	10	11	12	13+
SCORED	0-3	0-1	1-0	0-0	0-0	2-2	1-1	2-0	0-0	0-0	2-0	1-0	0-0	2-0
ALLOWED	1-0	1-0	1-1	1-2	2-0	1-0	2-1	0-1	0-1	2-1	0-0	0-0	0-0	0-0

RECORD BY MARGIN OF VICTORY/DEFEAT

1 Run	2 Runs	3 Runs	4 Runs	5 Runs	6 Runs	7 Runs	8 Runs	9 Runs	10+ Runs
4-2	1-1	0-3	0-0	2-0	0-0	2-0	1-1	1-0	0-0

2024 STORM CHASERS MONTH BY MONTH

HITTING

MONTH	AVG	G	AB	R	H	TB	2B	3B	HR	RBI	BB	IBB	SO	SB	CS	OBP	SLG	OPS	SAC	SF	HBP	GIDP	LOB
MARCH	.215	3	107	12	23	33	4	0	2	11	12	0	30	3	0	.298	.308	.606	1	1	1	1	26
APRIL	.276	15	508	99	140	249	40	3	21	94	64	0	166	22	6	.365	.490	.855	2	1	8	3	105
MAY																							
JUNE																							
JULY																							
AUGUST																							
SEPTEMBER																							
TOTAL	.265	18	615	111	163	282	44	3	23	105	76	0	196	25	6	.353	.459	.812	3	2	9	4	131

PITCHING

MONTH	W	L	ERA	G	GS	CG	SHO	GF	HLD	SV	SVO	IP	H	R	ER	HR	HB	BB	SO	WP	BK	WHIP	AVG
MARCH	2	1	3.60	3	3	0	0	3	1	0	1	30.0	28	12	12	4	1	12	33	2	0	1.33	.259
APRIL	9	6	4.88	15	15	0	1	15	7	3	4	127.1	131	75	69	11	7	68	131	13	1	1.56	.262
MAY																							
JUNE																							
JULY																							
AUGUST																							
SEPTEMBER																							
TOTAL	11	7	4.63	18	18	0	1	18	8	3	5	157.1	159	87	81	15	8	80	164	15	1	1.52	.262

2024 WALK-OFF TRACKER (2 FOR, 1 AGAINST)

GAME #	DATE	OPPONENT	FINAL (INN.)	PLAYER	WINNING RUN	PITCHER (# IN '24)	HOW	OUTS	COUNT
1.	March 29	vs. Iowa	W, 5-4 (11)	Cam Devanney	Cam Devanney	Riley Martin	Passed ball by Joe Hudson	2	1-0
2.	March 30	vs. Iowa	W, 7-6 (10)	Mike Brosseau	Devin Mann	Colten Brewer	Sacrifice fly to CF, Mann scores	0	2-2
17.	April 17	@ Nashville	L, 6-5 (10)	Isaac Collins	Eric Haase	Sam Long (1)	Single to CF, Haase scores from 3rd	1	0-1

Bold Indicates Omaha Walk-Off Win

2024 STORM CHASERS EJECTIONS (1)

DATE	INNING	WHO (POSITION) / # IN 2021	WHY	UMPIRE (POSITION)
1. Saturday, March 30 vs. Iowa	▼ 9	CJ Alexander (First Base) / 1st	Safe/Out Call at first base (5-3 groundout)	Ray Valero (First Base Umpire)
2.				
3.				
4.				
5.				

LF

John Rave, 8 (5-3)
Nate Eaton, 4 (2-2)
Nick Pratto, 4 (2-2)
Tyler Gentry, 2 (2-0)

CF

Drew Waters, 11 (6-5)
Tyler Tolbert, 4 (3-1)
Nate Eaton, 2 (1-1)
John Rave, 1 (1-0)

RF

Tyler Gentry, 11 (6-5)
Nate Eaton, 3 (2-1)
John Rave, 2 (2-0)
Drew Waters, 2 (1-1)

SS

Cam Devanney, 15 (10-5)
Ryan Fitzgerald, 3 (1-1)

2B

Michael Massey, 6 (5-1)
Tyler Tolbert, 7 (3-4)
Ryan Fitzgerald, 2 (1-1)
Devin Mann, 2 (1-1)
Mike Brosseau, 1 (1-0)

3B

CJ Alexander, 11 (8-3)
Mike Brosseau, 6 (3-3)
Ryan Fitzgerald, 1 (0-1)

SP

Daniel Lynch IV, 4 (3-1)
Andrew Hoffmann, 4 (2-2)
Jonathan Bowlan, 3 (2-1)
Luis Cessa, 3 (1-2)
Anthony Veneziano, 2 (1-1)
William Fleming, 2 (2-0)

1B

Nick Pratto, 10 (6-4)
CJ Alexander, 5 (4-1)
Devin Mann, 3 (1-2)

DH

Devin Mann, 6 (3-3)
Nick Pratto, 3 (2-1)
Ryan Fitzgerald, 2 (2-0)
John Rave, 2 (1-1)
Nate Eaton, 1 (1-0)
Michael Massey, 1 (1-0)
Drew Waters, 1 (1-0)
Tyler Gentry, 1 (0-1)
Brian O'Keefe, 1 (0-1)

C

Logan Porter, 10 (6-4)
Brian O'Keefe, 7 (4-3)
Austin Nola, 1 (1-0)

1	2	3	4	5	6	7	8	9
Tyler Tolbert, 11 (6-5) Drew Waters, 7 (5-2)	Drew Waters, 7 (3-4) Michael Massey, 6 (5-1) Nate Eaton, 2 (1-1) Ryan Fitzgerald, 1 (1-0) Nick Pratto, 1 (1-0) Cam Devanney, 1 (0-1)	Nick Pratto, 11 (6-5) Logan Porter, 3 (1-2) CJ Alexander, 1 (1-0) Nate Eaton, 1 (1-0) Tyler Gentry, 1 (1-0) Michael Massey, 1 (1-0)	Nick Pratto, 6 (4-2) Tyler Gentry, 6 (3-3) CJ Alexander, 3 (1-2) Brian O'Keefe, 2 (2-0) Logan Porter, 1 (1-0)	CJ Alexander, 8 (6-2) Tyler Gentry, 3 (2-1) Devin Mann, 3 (1-2) Logan Porter, 2 (2-0) Mike Brosseau, 1 (0-1) Nate Eaton, 1 (0-1)	Cam Devanney, 5 (3-2) Devin Mann, 4 (1-3) CJ Alexander, 3 (3-0) Mike Brosseau, 3 (3-0) John Rave, 1 (1-0) Ryan Fitzgerald, 1 (0-1) Tyler Gentry, 1 (0-1)	Cam Devanney, 8 (6-2) Tyler Gentry, 3 (2-1) Nate Eaton, 2 (1-1) Devin Mann, 2 (1-1) Ryan Fitzgerald, 1 (1-0) Mike Brosseau, 1 (0-1) John Rave, 1 (0-1)	Brian O'Keefe, 6 (2-4) Devin Mann, 3 (3-0) Logan Porter, 3 (1-2) Ryan Fitzgerald, 2 (1-1) Mike Brosseau, 1 (1-0) Cam Devanney, 1 (1-0) Nate Eaton, 1 (1-0) Austin Nola, 1 (1-0)	John Rave, 11 (8-3) Nate Eaton, 3 (2-1) Ryan Fitzgerald, 3 (1-2) Mike Brosseau, 1 (0-1)

Main roster table with columns for Player, GS, Position (C, 1B, 2B, 3B, SS, LF, CF, RF, OF, DH), and Batting Order (1st-9th).

OF LINEUP COMBOS

18 Games

17 Unique Lineup Combinations Used

MOST USED LINEUP (2x)

Table listing top 9 most used lineup combinations with columns for Player, Pos., and Rank.

STORM CHASERS POSITION PRODUCTION

Table showing production statistics for each position (C, 1B, 2B, 3B, SS, LF, CF, RF, DH).

STORM CHASERS BATTING ORDER PRODUCTION

Table showing production statistics for each batting order position (1st-9th).

OUTFIELD ASSIST LOG (1)

Table with columns for # Outfielder, Pos., Arm (MPH), Game, Inning, Base, Pitcher, Batter, Runner Out, and Play.

BY PLAYER

Table showing outfield assist statistics for John Rave at LF (1 assist).

HITTING

SERIES	OPPONENT	DATES	AVG	G	AB	R	H	TB	2B	3B	HR	RBI	BB	IBB	SO	SB	CS	OBP	SLG	OPS	PA	SAC	SF	HBP	GIDP
SERIES 1	IOWA	3/29 - 3/31	.215	3	107	12	23	33	4	0	2	11	12	0	30	3	0	.298	.308	.606	122	1	1	1	1
SERIES 2	@ Columbus	4/2 - 4/7	.235	6	187	23	44	70	14	0	4	22	21	0	76	10	3	.318	.374	.692	212	1	1	2	1
SERIES 3	GWINNETT	4/9 - 4/14	.326	6	215	60	70	136	21	3	13	56	30	0	59	11	2	.422	.633	1.055	252	0	0	6	1
SERIES 4	@ Nashville	4/16 - 4/21																							
SERIES 5	INDIANAPOLIS	4/23 - 4/28																							
SERIES 6	@ Iowa	4/30 - 5/5																							
SERIES 7	JACKSONVILLE	5/7 - 5/12																							
SERIES 8	@ St. Paul	5/14 - 5/19																							
SERIES 9	COLUMBUS	5/21 - 5/26																							
SERIES 10	@ Indianapolis	5/27 - 6/2																							
SERIES 11	MEMPHIS	6/4 - 6/9																							
SERIES 12	@ Toledo	6/11 - 6/16																							
SERIES 13	LOUISVILLE	6/18 - 6/23																							
SERIES 14	@ Columbus	6/25 - 6/30																							
SERIES 15	IOWA	7/1 - 7/3																							
SERIES 16	@ Iowa	7/4 - 7/6																							
SERIES 17	TOLEDO	7/9 - 7/14																							
SERIES 18	INDIANAPOLIS	7/19 - 7/21																							
SERIES 19	@ St. Paul	7/23 - 7/28																							
SERIES 20	@ Rochester	7/30 - 8/4																							
SERIES 21	IOWA	8/6 - 8/11																							
SERIES 22	LOUISVILLE	8/13 - 8/18																							
SERIES 23	@ Buffalo	8/20 - 8/25																							
SERIES 24	ST. PAUL	8/27 - 9/1																							
SERIES 25	@ Memphis	9/3 - 9/8																							
SERIES 26	TOLEDO	9/10 - 9/15																							
SERIES 27	@ Louisville	9/17 - 9/22																							

PITCHING

SERIES	OPPONENT	DATES	W	L	ERA	G	GS	CG	SHO	GF	HLD	SV	SVO	IP	H	R	ER	HR	HB	BB	IBB	SO	AVG	WP	BK	GIDP
SERIES 1	IOWA	3/29 - 3/31	2	1	3.60	3	3	0	0	3	1	0	1	30.0	28	12	12	4	1	12	0	33	.259	2	0	5
SERIES 2	@ Columbus	4/2 - 4/7	3	3	4.40	6	6	0	1	6	1	2	3	47.0	39	23	23	4	4	33	0	49	.223	8	1	2
SERIES 3	GWINNETT	4/9 - 4/14	5	1	4.67	6	6	0	0	6	4	0	0	54.0	61	28	28	6	1	17	0	56	.279	1	0	3
SERIES 4	@ Nashville	4/16 - 4/21																								
SERIES 5	INDIANAPOLIS	4/23 - 4/28																								
SERIES 6	@ Iowa	4/30 - 5/5																								
SERIES 7	JACKSONVILLE	5/7 - 5/12																								
SERIES 8	@ St. Paul	5/14 - 5/19																								
SERIES 9	COLUMBUS	5/21 - 5/26																								
SERIES 10	@ Indianapolis	5/27 - 6/2																								
SERIES 11	MEMPHIS	6/4 - 6/9																								
SERIES 12	@ Toledo	6/11 - 6/16																								
SERIES 13	LOUISVILLE	6/18 - 6/23																								
SERIES 14	@ Columbus	6/25 - 6/30																								
SERIES 15	IOWA	7/1 - 7/3																								
SERIES 16	@ Iowa	7/4 - 7/6																								
SERIES 17	TOLEDO	7/9 - 7/14																								
SERIES 18	INDIANAPOLIS	7/19 - 7/21																								
SERIES 19	@ St. Paul	7/23 - 7/28																								
SERIES 20	@ Rochester	7/30 - 8/4																								
SERIES 21	IOWA	8/6 - 8/11																								
SERIES 22	LOUISVILLE	8/13 - 8/18																								
SERIES 23	@ Buffalo	8/20 - 8/25																								
SERIES 24	ST. PAUL	8/27 - 9/1																								
SERIES 25	@ Memphis	9/3 - 9/8																								
SERIES 26	TOLEDO	9/10 - 9/15																								
SERIES 27	@ Louisville	9/17 - 9/22																								

SERIES WINS: 2 (2 at Home, 0 on Road)

SERIES LOSSES: 0 (0 at Home, 0 on Road)

SERIES SPLITS: 1 (0 at Home, 1 on Road)

#	PITCHERS	ACTIVE DATES	CURRENT TEAM (IF NOT OMAHA)
54	Dan Altavilla	3/29-	
62	Jonathan Bowlan	3/29-	
52	Luis Cessa	3/29-4/4 , 4/12-	
46	Steven Cruz	3/29-	
55	Jonah Dipoto	3/29-4/11 4/17-	Omaha Development List
19	Tyler Duffey	3/29-	
48	William Fleming	4/5-	
57	Andrew Hoffmann	3/29-4/16	Omaha Injured List
63	Will Klein	3/29-	
36	Sam Long	3/29-	
41	Daniel Lynch IV	3/29-	
59	John McMillon	3/29-	
40	Walter Pennington	3/29-	
60	Colin Selby	4/9-	
45	Evan Sisk	3/29-	
56	Anthony Veneziano	3/29-4/16 , 4/18-	
43	Jacob Wallace	3/29-4/7	Northwest Arkansas (AA)
#	CATCHERS	ACTIVE DATES	CURRENT TEAM (IF NOT OMAHA)
26	Kyle Hayes	3/30-4/1 , 4/16-4/17	Omaha Development List
33	Brian O'Keefe	4/3-	
14	Austin Nola	3/29-3/29	Omaha Injured List
16	Logan Porter	3/29-	
#	INFIELDERS	ACTIVE DATES	CURRENT TEAM (IF NOT OMAHA)
31, 47	CJ Alexander	3/29-	
25	Mike Brosseau	3/29-	
24	Cam Devanney	3/29-	
22	Ryan Fitzgerald	3/29-	
34	Devin Mann	3/29-	
9	Michael Massey	4/9- 4/18	KANSAS CITY
32	Nick Pratto	3/29-	
3	Tyler Tolbert	3/29-	
#	OUTFIELDERS	ACTIVE DATES	CURRENT TEAM (IF NOT OMAHA)
18	Nate Eaton	3/29-	
28	Tyler Gentry	3/29-	
2	John Rave	3/29-	
6	Drew Waters	3/29-	

Active Players in Bold

Rehab Assignments in Red

QUICK FACTS

GENERAL INFORMATION

Location.....Papillion, Nebraska
 Founded.....2011 (1969-2010: Omaha Royals/Golden Spikes)
 Colors.....Royal Blue (PMS 288), Gold (PMS 872), Light Blue (PMS 292)
 League.....International League (Since 2021)
 Ownership.....Alliance Baseball Omaha LLC (Since 2012)
 President.....Martie Cordaro

TEAM INFORMATION

2023 Overall Record.....68-77 (.469 / 16th in IL)
 2023 1st Half Record.....38-34 (.528 / 7th in IL)
 2023 2nd Half Record.....30-43 (.411 / 18th in IL)
 Overall Franchise Record.....3,838-3,835 (.501)
 Storm Chasers Record (2011-Pres.).....863-855 (.502)
 Home Record (Werner Park).....458-412 (.526)
 Triple-A East/International League Record (2021-Pres.).....223-218 (.506)

STADIUM INFORMATION

Facility.....Werner Park (Since November 11, 2010)
 Year Opened.....2011
 First Storm Chasers Game.....April 16, 2011 vs. Nashville Sounds
 Capacity.....9,023 (6,254 Fixed Seats)
 Dimensions.....LF 310, CF 402, RF 315

FIELD AND SUPPORT STAFF

Manager.....#23 Mike Jirschele (16th Year in Omaha, 33rd with KC)
 Pitching Coach.....#95 Dane Johnson (5th Year in Omaha, 5th with KC)
 Asst. Pitching Coach.....#94 Dave Lundquist (1st Year in Omaha, 1st with KC)
 Hitting Coach.....#99 Bijan Rademacher (2nd Year in Omaha, 2nd with KC)
 Asst. Hitting Coach.....#4 David Noworyta (2nd Year in Omaha, 3rd with KC)
 Assistant Coach.....#17 Tripp Keister (1st Year in Omaha, 1st with KC)
 Athletic Trainer.....James Stone (6th Year in Omaha, 15th with KC)
 Asst. Athletic Trainer.....Danny Accola (1st Year in Omaha, 9th with KC)
 Strength & Conditioning.....CJ Mikkelsen (1st Year in Omaha, 5th with KC)
 Clubhouse Operations.....Mike Brown (16th Year in Omaha, 16th with KC)

ROSTER BREAKDOWN

Age 24.....	2
Age 25.....	4
Age 26.....	5
Age 27.....	8
Age 28.....	3
Age 29.....	1
Age 30.....	2
Age 31.....	2
Age 32.....	1
Age 33.....	1
Average Age.....	27 Years 65 Days
Median Age.....	27
Native of Dominican Republic.....	1
Native of Mexico.....	1
Native of United States.....	25
Acquired by Royals via Free Agency.....	10
(Major League).....0 (Minor League) ...8 (Undrafted).....	2
Acquired by Royals via Trade.....	8
Acquired by Royals via Rule 5 Draft.....	1
Acquired by Royals via First Year Player Draft.....	9
(High School).....1 (Rounds 1-5).....6 (2017 Draft).....	1
(2nd Year/College).....0 (Rounds 6-10).....0 (2018 Draft).....	3
(3rd Year/College).....7 (Rounds 11-20).....1 (2019 Draft).....	3
(4th+ Year/College).....1 (Rounds 21-40).....2 (2020 Draft).....	2

PRO-NUN-SEE-AY-SHUNS

PLAYERS









24 CAM DEVANNEY.....	(duh-VAY-nee)
25 MIKE BROSSAU.....	(BRAH-soh)
32 NICK PRATTO.....	(praw-toh)
35 LUIS CESSA.....	(SESS-uh)
54 DAN ALTAVILLA.....	(ahl-tuh-VILL-uh)
55 JONAH DIPOTO.....	(dih-POH-to)
56 ANTHONY VENEZIANO.....	(vuh-NEE-zee-ah-no)
62 JONATHAN BOWLAN.....	(boh-lin)

COACHES

4 DAVID NOWORYTA.....	(Nova-REE-tah)
17 TRIPP KEISTER.....	(KEY-sterr)
23 MIKE JIRSCHLE.....	(jursh-LEE)
94 DAVID LUNDQUIST.....	(LUND-kwist)
99 BIJAN RADEMACHER.....	(bee-ZHON RAH-de-moch-err)

2024 UNIFORM RECORDS

STANDARD UNIFORMS

 Blue Vortex (2-0) Home: 2-0 Road: 0-0	 Blue O-Bolt (5-6) Home: 1-2 Road: 4-4	 Powder SC (3-1) Home: 3-1 Road: 0-0	 Powder O (1-0) Home: 1-0 Road: 0-0
 Home White (2-0) Home: 2-0 Road: 0-0	 Road Grey (3-2) Home: 0-0 Road: 3-2	 Blue O-Bolt (2-4) Home: 1-2 Road: 1-2	 Powder Blue (3-1) Home: 3-1 Road: 0-0

SPECIALTY/THEME NIGHT UNIFORMS (0-0)

 Black O-Bolt Home: 0-0 Road: 0-0	 Patriotic Home: 0-0 Road: 0-0	 Throwback Home: 0-0 Road: 0-0	 Runza Home: 0-0 Road: 0-0	 Golden Spikes Home: 0-0 Road: 0-0	 Rockets Home: 0-0 Road: 0-0	 Marvel Home: 0-0 Road: 0-0		
 Corn Chasers Home: 0-0 Road: 0-0	 Community Home: 0-0 Road: 0-0	 Star Wars Home: 0-0 Road: 0-0	 Patriotic Home: 0-0 Road: 0-0	 Throwback Home: 0-0 Road: 0-0	 Runza Home: 0-0 Road: 0-0	 Golden Spikes Home: 0-0 Road: 0-0	 Rockets Home: 0-0 Road: 0-0	 Marvel Home: 0-0 Road: 0-0

RECENT TRANSACTIONS

- 3/30 C Austin Nola placed on the 10-Day Injured List
- C Kyle Hayes activated from the Development List
- 4/1 C Brian O'Keefe assigned to Omaha
- 4/2 C Kyle Hayes transferred to the Development List
- 4/5 RHP Luis Cessa transferred to the Development List
- RHP William Fleming transferred from NW Arkansas (AA)
- 4/7 RHP Colin Selby acquired in trade with PITTSBURGH and assigned to Omaha
- 4/8 RHP Jacob Wallace transferred to NW Arkansas (AA)
- 2B Michael Massey's MLB Rehab transferred to Omaha
- 4/12 RHP Jonah Dipoto transferred to the Development List
- RHP Luis Cessa activated from the Development List
- 4/16 C Kyle Hayes activated from the Development List
- 4/17 LHP Anthony Veneziano recalled by KANSAS CITY
- RHP Andrew Hoffmann placed on the Injured List
- RHP Jonah Dipoto reinstated from the Development List
- 4/18 LHP Anthony Veneziano optioned to Omaha
- C Kyle Hayes transferred to the Development List

32 DIFFERENT PLAYERS HAVE APPEARED IN A GAME FOR OMAHA IN 2024: 15 HITTERS, 17 PITCHERS

2024 BREAKING ROSTER

Pitchers (15): RHP Dan Altavilla, RHP Jonathan Bowlan, RHP Luis Cessa, RHP Steven Cruz, RHP Jonah Dipoto, RHP Tyler Duffey, RHP Andrew Hoffmann, RHP Will Klein, LHP Sam Long, LHP Daniel Lynch IV, RHP John McMillon, LHP Walter Pennington, LHP Evan Sisk, LHP Anthony Veneziano, RHP Jacob Wallace
Catchers (2): Austin Nola, Logan Porter
Infielders (7): CJ Alexander, Mike Brosseau, Cam Devanney, Ryan Fitzgerald, Devin Mann, Nick Pratto, Tyler Tolbert
Outfielders (4): Nate Eaton, Tyler Gentry, John Rave, Drew Waters