

OMAHA STORM CHASERS GAME NOTES

vs. MEMPHIS REDBIRDS

LHP Austin Cox (2-0, 3.13 ERA) vs. RHP Michael McGreevy (3-0, 3.15 ERA)

Wednesday, May 31, 2023 | Game #51 | Home Game #27

7:05 p.m. CT First Pitch | Werner Park | Papillion, Nebraska

Radio: stormchasers.mixlr.com | TV: Bally Live, MiLB.TV

22-28

27-25

Omaha Storm Chasers | 12356 Ballpark Way, Papillion, Nebraska 68046 | (402) 738-5100 | OmahaStormChasers.com | @OMASstormChasers

UPCOMING SCHEDULE & PROBABLE PITCHERS

UPCOMING GAMES

OPPONENT





TIME (CT)

PROBABLE PITCHERS

Thursday, June 1	MEMPHIS	7:05 p.m. CT	LHP Drew Parrish (2-2, 4.46 ERA) vs. RHP Dakota Hudson (1-3, 5.40 ERA)
Friday, June 2	MEMPHIS	7:05 p.m. CT	RHP Jonathan Heasley (1-5, 8.38 ERA) vs. RHP Thomas Parsons (0-1, 5.34 ERA)
Saturday, June 3	MEMPHIS	7:05 p.m. CT	RHP Max Castillo (0-5, 5.64 ERA) vs. RHP Jake Woodford (MLB Rehab)
Sunday, June 4	MEMPHIS	5:05 p.m. CT	LHP Anthony Veneziano (1-0, 10.13 ERA) vs. LHP Connor Thomas (4-3, 5.55 ERA)

THE MATCHUP

(UNDERLINE = MiLB LEADER) (BOLD = TRIPLE-A LEADER) (ITALICS = TRIPLE-A WORST)

			
.261 (8TH) < AVG	.251 (16TH)	5.61 (17TH)	ERA > 4.53 (6TH)
276 (12TH) R >	295 (6TH)	1.62 (16TH)	WHIP > 1.51 (8TH)
441 (11TH) H >	449 (9TH)	.281 (20TH)	AVG > .275 (18TH)
60 (11TH) HR >	55 (8TH)	441.1 (12TH)	IP > 471.1 (1ST)
227 (15TH) BB >	258 (3RD)	485 (18TH) <	H 506 (20TH)
424 (4TH) <	K 484 (17TH)	308 (16TH)	R > 265 (7TH)
98 (1ST) <	SB 62 (6TH)	71 (17TH)	HR > 59 (10TH)
.356 (9TH) <	OBP .353 (11TH)	228 (18TH)	BB > 204 (1ST)
.442 (7TH) <	SLG .422 (16TH)	430 (17TH)	K > 456 (11TH)
.798 (8TH) <	OPS .775 (13TH)	1 (12TH)	SHO > 2 (9TH)

ALL-TIME vs. Redbirds (Since 1998).....	149-175 (.460)
Since 2005 in Omaha	54-67 (.446)
Since 2005 in Memphis	51-74 (.408)

2023 vs. Redbirds.....	1-0 (1.000)
2023 at Werner Park.....	1-0 (1.000)
2023 at AutoZone Park.....	

DATE H/R	SCORE	WIN	LOSS	SAVE
5/30 R	W, 7-6	A. Veneziano	J. Woodford	B. Kriske
5/31 H				
6/1 H				
6/2 H				
6/3 H				
6/4 H				

From 1998 to 2020, the Storm Chasers and Redbirds played together in the Pacific Coast League and would annually play 16 games against each other, traditionally 8 at each ballpark and were in the same division, with the exception of 2014-2018.

While both teams moved to the International League in 2021, they did not play each other that season and reamatched last April in Memphis and split that series 3-3.

The last time the Redbirds came to Werner Park was July 19-21, and Memphis took 2 of 3 games from Omaha

STORM CHASERS ON THE RISE

6 Omaha players that appear on a Top-30 Royals prospects ranking

PLAYER (POSITION)	MLB PIPELINE	BASEBALL AMERICA
Nick Loftin (INF/OF)	Royals No. 4	Royals No. 8
Tyler Gentry (OF)	Royals No. 7	Royals No. 7
Samad Taylor (INF/OF)	Royals No. 20	Royals No. 24
Tucker Bradley (OF)	Royals No. 27	-
Jackson Kowar (RHP)	-	Royals No. 17
Max Castillo (RHP)	-	Royals No. 18

STORM CHASERS PRESS BOX



Game Notes compiled by Nicholas Badders

Credential Requests: nicholasb@omahastormchasers.com

Omaha Storm Chasers gameday information, as well as the 2023 Storm Chasers Media Guide can be found at milb.com/omaha/ballpark/media or by scanning the QR code to the right.



YESTERDAY'S GAME

	1	2	3	4	5	6	7	8	9	R	H	E	LO
 Memphis	1	0	0	2	0	1	0	2	0	6	6	3	8
 Omaha	2	0	3	2	0	0	0	0	x	7	12	0	6

WIN: Anthony Veneziano (1-0) | LOSS: Jackson Kowar (2-3) | SAVE: Brooks Kriske (1)

PAPILLION, NEB. -- Left-hander **Anthony Veneziano** (1-0) earned his first Triple-A win Tuesday night, behind a pair of early home runs as the Omaha Storm Chasers scored in the first inning and led the rest of the night, for a 7-6 win over the Memphis Redbirds.

After a rough Triple-A debut last week in St. Paul, Veneziano looked much more like himself at Werner Park on Tuesday, as he pitched through six innings for the third time in 2023 and retired eight straight Redbirds hitters between the 1st and 3rd innings.

After surrendering a run on a pair of hits and sac fly in the top of the 1st inning to Memphis, Omaha promptly took a lead in the bottom half and held a lead all nine game ... with two outs, **Tyler Gentry** doubled and immediately scored on a two-run homer from **Nick Loftin**, Loftin's team-leading ninth home run of the year.

The Storm Chasers extended their lead in the bottom of the third, as **Nate Eaton** opened the frame with a triple, then scored on a two-run homer from Gentry, a 471-foot shot that registered as Omaha's longest this season ... Loftin followed up with a double, then scored on the first of three springfield errors in the game.

While Memphis scored two runs in the top of the fourth, Omaha countered with two in the bottom half, as **Brewer Hicklen** and **Samad Taylor** opened the inning with back-to-back doubles ... back-to-back singles from Gentry and Loftin plated one more run for a 7-3 lead, at the time the third hit of the game for both hitters.

Gentry added his fourth hit of the game in the sixth to end the night 4-for-4 and like Loftin, a triple shy of the cycle ... **Dairon Blanco** singled in the seventh for his second hit of the day, but was caught stealing moments later.

While Veneziano allowed a homer in the sixth to lose the chance of a quality start, he finished the night with four runs on five hits and five strikeouts over 6.0 innings.

Collin Snider threw a 1-2-3 seventh inning, but walked the bases loaded in the eighth ... behind Snider, **Dylan Coleman** walked a pair to bring in two runs and put the tying run 90 feet away on third base but was otherwise able to preserve the lead.

Walter Pennington got the first out of the ninth and put a pair of runners on, facing just three batters before **Brooks Kriske** entered the game and struck out both hitters he faced to earn his first save of the year.

NOTES AND NUGGETS

THAT'S WHAT SPEED DO

With two steals Sunday, the Chasers have 98 steals in 50 games (average 1.96 SB/game) and have been caught only 21 times for a success rate of 82.35%.

98 steals are the most of any Triple-A team and 5th of all teams in Minor League ... the Lynchburg Hillcats lead the minors (132) and Kansas City's Single-A affiliate, the Columbia Fireflies are 2nd in MiLB (117).

Outfielder **Dairon Blanco** stole a career-best four bases against the Saints Thursday and is tied for a *Minor League best 33 steals this season* (in 38 tries) ... Blanco has stolen 20 bases in 18 games this month ... he already has seven games of 2+ steals this year.

With 33 steals in Omaha's 50 games played, Blanco is on pace for 97 steals this year.

Samad Taylor stole one base Sunday and is 2nd on the team behind Blanco with 26 steals (in 31 attempts) and ranks tied 2nd in the league, tied 2nd in Triple-A and is tied 8th in the Minors ... he's stolen 14 bases in 25 games this month.

The Chasers have stolen at least one base in 34 of 50 games (68%), with multiple steals in 29 games and SEVEN occasions of 5+ steals ... yesterday's game was the second time in 2023 Omaha was caught stealing twice in a single game.

WHITE HOT BLANCO

While he is one of the fastest players in Royals system and International League, **Dairon Blanco** has gotten on base plenty too, helping his 20 steals in May ... this month, he ranks:

411 Batting Average: **2nd** in International League, **2nd** in Triple-A, **3rd** in MiLB

554 On-Base Percentage: **1st** in International League, **1st** in Triple-A, **1st** in MiLB

1.143 OPS: **7th** in International League, **10th** in Triple-A, **13th** in MiLB

Along with 23 hits this month (4th on the team), Blanco has drawn 14 walks (to 9 strikeouts), which is 2nd on the team behind Samad Taylor's 18.

TYLER, THE CREATOR OF RUNS

While he started the season slow, **Tyler Gentry** has begun to heat up in the month of May, including a 4-for-4 game yesterday against the team he grew up rooting for.

In the month of May, Gentry is slashing .297/.369/.440 (27-for-91) with 10 extra-base hits and 10 runs batted in ... that contrasts to a .198/.330/.667 slashing in April, with 6 extra-base hits and 14 runs batted in.

The 4-for-4 game yesterday was the first four-hit game of the season for Gentry and just the second in his career ... his 471-foot homer in the 3rd inning yesterday was not only Omaha's longest of the season, but tied for the third-longest in Triple-A this year.

SLICK NICK

Like Gentry, **Nick Loftin** has turned things around at the plate in May after a slow start in April and has been one of the International League's best run producers this month.

In May, Loftin is slashing .341/.410/.582 (31-for-91) with 27 runs batted ... this month, he leads Omaha with 27 RBI, 31 hits, 5 home runs 53 total bases, tied 5th in the league in RBI.

Overall in 2023, Loftin's 38 runs batted in are tied 8th in the league ... he's 1st in among Royals minor leaguers in RBI, tied 1st in home runs, 2nd in hits (50), 2nd in slugging percentage (.489) and 6th in OPS (.821).

Loftin enters today's game on a 12-game hit streak and 16-game on base streak, his hitting streak is Omaha's longest in 2023, his on-base streak is tied for the longest.

AT A GLANCE

RECENT (W1)

Last 5 Games	2-3
Last 10 Games	5-5
Last 20 Games	10-10

HOME/AWAY

Home Games	10-16
Away Games	12-12

TIME OF DAY

Night Games	13-18
Day Games	9-10

MONTH

March	1-0
April	9-15
May	12-13
June	
July	
August	
September	

OPPONENT

vs. Columbus	
vs. Gwinnett	1-5
vs. Indianapolis	3-0
vs. Iowa	2-2
vs. Louisville	2-4
vs. Memphis	1-0
vs. Nashville	2-4
vs. Rochester	
vs. Scranton/WB	3-3
vs. St. Paul	2-4
vs. Toledo	6-6

DAY OF THE WEEK

on Monday	
on Tuesday	2-7
on Wednesday	2-6
on Thursday	3-5
on Friday	7-2
on Saturday	3-5
on Sunday	5-3

THIS WEEK'S SERIES

Record	1-0
Batting Average	(.353)
Runs/Per Game	7/7.0
Home Runs	2
ERA	6.00 (6 ER / 9.0 IP)
Strikeouts (K/9)	8 (8.00)
Saves/Opportunities	1/1

QUICK FACTS

Founded.....	2011 (1969-2010: Omaha Royals)
Colors.....	Royal Blue, Twister Gold, Blackout Black
League.....	International League (Since 2021)
Ownership.....	Alliance Baseball Omaha LLC
General Manager.....	Laurie Schlender (4th Year)
Home Ballpark (Capacity).....	Werner Park (9,023, 6,254 fixed seats)
Dimensions.....	LF- 310 CF- 402 RF- 315

ROSTER BREAKDOWN

Age 23.....0	Native of Cuba.....1
Age 24.....4	Native of Panama.....1
Age 25.....4	Native of United States.....24
Age 26.....10	Native of Venezuela.....2
Age 27.....5	Acquired by Royals via Free Agency.....8
Age 28.....1	(International).....1 (Minor League).....4 (Undrafted).....3
Age 29.....2	Acquired by Royals via Trade.....7
Age 30.....2	Acquired by Royals via First Year Player Draft.....13
Age 31.....0	(High School).....0 (Rounds 1-5).....4 (2015-17 Drafts).....2
Age 32.....0	(2nd Year/College).....1 (Rounds 6-10).....4 (2018 Draft).....5
Average Age.....26 Years 130 Days	(3rd Year/College).....9 (Rounds 11-20).....2 (2019 Draft).....4
Median Age.....26	(4th+ Year/College).....3 (Rounds 21-40).....3 (2020 Draft).....2

PRO-NUN-SEE-AY-SHUNS

PLAYERS

0 SAMAD TAYLOR.....	(suh-mod)
2 RYAN GOINS.....	(GO-ins)
6 CLAY DUNGAN.....	(duhn-ginn)
12 JOHAN CAMARGO.....	(YO-hahn kuh-MAR-go)
16 DAIRON BLANCO.....	(DYE-rone)
17 ANGELO CASTELLANO.....	(kass-tay-AH-noh)
36 DANIEL MENGDEN.....	(MING-den)
37 JACKSON KOWAR.....	(coh-wahr)
41 ANDRÉS NÚÑEZ.....	(ahn-drez NOON-yez)
50 MAX CASTILLO.....	(ca-STEE-yo)
55 JONAH DIPOTO.....	(dih-POH-to)
56 ANTHONY VENEZIANO.....	(va-nee-ee-ah-no)
58 BROOKS KRISKE.....	(KRIS-kee)

COACHES

23 MIKE JIRSCHKE.....	(jursh-LEE)
33 DAVID NOWORYTA.....	(Nova-REE-tah)
52 BIJAN RADEMACHER.....	(bee-ZHON RAH-de-moch-err)

UNIFORM RECORDS

STANDARD UNIFORMS

Blue Vortex Home: 5-9 Road: 0-0	Blue O-Bolt Home: 1-1 Road: 12-13	Powder SC Home: 3-4 Road: 0-0	Powder O Home: 1-0 Road: 0-0
Home White Home: 4-8 Road: 0-0	Road Grey Home: 0-0 Road: 7-7	Blue O-Bolt Home: 1-1 Road: 5-6	Powder Blue Home: 2-4 Road: 0-0

SPECIALTY/THEME NIGHTS

Black O-Bolt Home: 0-1 Road: 0-0	Patriotic Home: 0-0 Road: 0-0	Runzas Home: 0-0 Road: 0-0	Cattlemen Home: 0-0 Road: 0-0	Rockets Home: 0-0 Road: 0-0	Marvel Home: 0-0 Road: 0-0	Throwback Home: 0-0 Road: 0-0
Community Home: 0-1 Road: 0-0	Star Wars Home: 1-0 Road: 0-0	Patriotic Home: 0-1 Road: 0-0	Runzas Home: 0-0 Road: 0-0	Cattlemen Home: 0-0 Road: 0-0	Rockets Home: 0-0 Road: 0-0	Marvel Home: 0-0 Road: 0-0

RECENT TRANSACTIONS

2023 BREAKING ROSTER

Pitchers (15): RHP Max Castillo, LHP Austin Cox, RHP Jonathan Heasley, RHP Jackson Kowar, RHP Brooks Kriske, LHP Marcelo Martinez, RHP Mike Mayers, RHP Andrés Núñez, LHP Drew Parrish, LHP Evan Sisk, RHP Collin Snider, RHP Josh Staumont, LHP Josh Taylor, RHP Ryan Weiss, RHP Nick Wittgren

Catchers (3): Freddy Fermin, Logan Porter, Jakson Reetz

Infielders (6): CJ Alexander, Angelo Castellano, Maikel Garcia, Nick Loftin, Nick Pratto, Samad Taylor

Outfielders (3): Dairon Blanco, Tucker Bradley, Brewer Hicklen

15. 5/2	LHP Josh Dye released	35. 5/16	INF Nicky Lopez sent on a rehab assignment to Omaha
16. 5/3	RHP Jonah Dipoto transferred to Omaha from NW Arkansas (AA)	36.	INF Johan Camargo activated from the 7-Day Injured List
17.	LHP Walter Pennington transferred to Omaha from NW Arkansas (AA)	37.	RHP Max Castillo optioned to Omaha
18.	LHP Austin Cox selected by Kansas City from Omaha	38.	RHP Jackson Kowar recalled by KANSAS CITY from Omaha
19.	RHP Jose Cuas optioned to Omaha	39. 5/17	RHP Mike Mayers selected by KANSAS CITY from Omaha
20. 5/4	LHP Marcelo Martinez played on the Development List	40. 5/19	LHP Anthony Veneziano transferred to Omaha from NW Arkansas (AA)
21.	OF Franmil Reyes optioned to Omaha	41.	RHP Max Castillo recalled by KANSAS CITY from Omaha
22.	INF Clay Dungan activated from the 7-Day Injured List	42. 5/20	RHP Jackson Kowar optioned to Omaha
23.	LHP Austin Cox optioned to Omaha	43.	RHP Ryan Weiss released
24. 5/5	RHP Jonathan Heasley recalled by KANSAS CITY from Omaha	44. 5/22	INF Nicky Lopez returned to KANSAS CITY from rehab assignment to Omaha
25.	OF Nate Eaton recalled by KANSAS CITY from Omaha	45. 5/23	INF Greyson Jenista activated by Omaha
26. 5/6	RHP Daniel Mengden activated from the Development List	46.	INF CJ Alexander placed on the 7-Day Injured List
27. 5/7	LHP Daniel Lynch's rehab assignment transferred to Omaha	47.	RHP Nick Wittgren selected by KANSAS CITY from Omaha
28.	RHP Jonathan Heasley optioned to Omaha	48.	RHP Max Castillo optioned to Omaha
29.	RHP Max Castillo recalled by KANSAS CITY from Omaha	49. 5/24	OF Nate Eaton optioned to Omaha
30. 5/8	RHP Jose Cuas recalled by KANSAS CITY from Omaha	50. 5/26	OF Drew Waters returned to KANSAS CITY from rehab assignment
31.	RHP James McArthur optioned to Omaha	51. 5/28	LHP Daniel Lynch returned to KANSAS CITY from rehab assignment
32.	OF Franmil Reyes designated for assignment.	52.	INF CJ Alexander activated from the 7-Day Injured List
33. 5/9	OF Drew Waters sent on a rehab assignment to Omaha	53.	INF Greyson Jenista transferred to NW Arkansas (AA) from Omaha
34. 5/12	RHP Brett de Geus assigned to Omaha and placed on the Development List	54. 5/30	RHP Brett de Geus transferred to NW Arkansas (AA) from Omaha

MANAGER: MIKE JIRSCHLE • #23

- Mike Jirschele returns for his 15th season as Omaha's manager, his 18th season managing in Minor League Baseball and 32nd season overall with the Royals organization, named to the position of Storm Chasers manager on January 13, 2023, after previously managing Triple-A Omaha from 1995-97 and 2003-13.
- Jirschele served on the Kansas City Royals coaching staff as the Third Base Coach from 2014-19 and won the World Series in 2015. Jirschele most recently served as the bench coach under manager Chris Witheridge during the 2022 season with the Double-A Northwest Arkansas Naturals. He spent the 2021 season as Witheridge's bench coach for the High-A Central champion Quad Cities River Bandits and served as Special Assistant to the General Manager in 2020.
- In his second stint as Omaha's manager, over 11 years from 2003 to 2013, he led the team to four division titles, three consecutive trips to the Pacific Coast League Championship Series (2011-2013), two PCL titles (2011, 2013) and the team's first of two Triple-A National Championships in 2013.
- He earned the 2011 Mike Coolbaugh Award for *outstanding baseball work ethic, knowledge of the game and skill in mentoring young players on the field* and he is a four-time recipient of the Dick Howser Award (1992, 1994, 2005, 2011), recognizing outstanding work in player development within the Royals organization.
- Prior to his time with Omaha and Kansas City, he served as the Royals Minor League Infield Coordinator for four years, from 1998-2002, and he held managerial positions with Wilmington (1994), Rockford (1993) and the Gulf Coast Royals (1992).
- He appeared 999 games in the Minor Leagues across 13 years, between 1977 and 1990, including 22 games with the Omaha Royals between 1988 and 1989.

PITCHING COACH: DANE JOHNSON • #59

- Dane Johnson enters his fourth year in the Royals organization and as the Storm Chasers pitching coach, after joining Kansas City ahead of the 2020 season. 2023 marks his 24th season coaching overall.
- He previously spent one season in the Miami Marlins organization (2019) as a Pitching Consultant and 19 seasons with the Toronto Blue Jays as a Minor League Pitching Coach from 2000-03, Pitching Coordinator from 2004-14 and Major League Bullpen Coach from 2015-18.
- Prior to entering coaching, spent 15 years as a player, including over 280 games in the Minor Leagues and parts of three seasons in the Majors with the Chicago White Sox (1994), Blue Jays (1996) and Oakland Athletics (1997), also playing two seasons (1990-1991) in the Chinese Professional Baseball League.
- Johnson and his wife, Gina, reside in Palm Harbor, Florida. They have two children: a daughter, Madison (31), and son, Cobi (27).

HITTING COACH: BIJAN RADEMACHER • #52

- Bijan Rademacher (*bi-ZHON RAH-de-moch-err*) joins the Royals as the Omaha Storm Chasers Hitting Coach this year after spending the last two years with the Arizona Diamondbacks as their Minor League Hitting Coordinator (2021) and ACL Hitting Coach (2022).
- Prior to coaching, he spent eight years playing professionally (2012-2019), spanning seven seasons in the Chicago Cubs organization (2012-18) and slashed .280/.361/.402 over 702 career MiLB games, reaching as high as Triple-A. He also played one season in independent baseball (2019) with the New Britain Bees in the Atlantic League, in addition to an offseason in the Mexican Pacific Winter League.
- Over 243 career Triple-A games with the Iowa Cubs, he played 11 games at Werner Park and was a .378 hitter (14-for-37) with one homer and 5 runs batted in while playing in Omaha.
- Rademacher lives in Tempe, Arizona with his wife Melissa.

BENCH COACH: DAVID NOWORYTA • #33 (3RD BASE COACH)

- David Noworyta (*Nova-REE-tah*) enters his second year in the Royals organization and first as Omaha's Bench Coach, after making his coaching debut in 2022 as the Assistant Hitting Coach for the River Bandits Kansas City's High-A affiliate.
- Prior to coaching, he spent four years playing professionally (2018-21), including three minor league seasons in the Detroit Tigers organization (2018-20), and one with the Independent Pioneer League's Billings Mustangs in 2021. Before signing with Detroit in 2018, Noworyta graduated from the University of Hawaii with a bachelor's degree in communications and journalism, and played in parts of three seasons for their baseball team.
- Noworyta attended Holy Cross Academy (N.J.), where he played baseball and basketball, and was selected by the Royals in the 37th round of the 2014 MLB Draft. He resides in Hainesport, N.J. in the offseason.

CERTIFIED ATHLETIC TRAINER: JAMES STONE

- James Stone is entering his fifth season as the Certified Athletic Trainer for the Storm Chasers after serving the previous seven seasons with the Wilmington Blue Rocks (Royals High-A), including the 2015 season, in which he was named Carolina League Athletic Trainer of the Year.
- He joined the Kansas City organization in 2010 as the athletic trainer for the Class-A Burlington Bees. He came to the Royals after spending one season with the Central Valley Coyotes (Fresno, California) in Arena Football 2.
- Stone worked three seasons in the Florida Marlins organization, with stops in Jupiter (2008), Greensboro (2007) and Jamestown (2006), winning New York-Penn League Trainer of the Year honors in 2006.
- He was the Strength and Conditioning Coach for the Baltimore Orioles Class-A affiliate, the Delmarva Shorebirds, in 2005.
- Stone graduated with a bachelor's of science in kinesiology from Cal State-Northridge. He resides in Simi Valley, California with his dog, Ozzie.

STRENGTH & CONDITIONING COACH: YANNICK PLANTE

- Yannick Plante is entering his third season as the Strength & Conditioning Coach for the Storm Chasers, after being slated to serve in that role with Northwest Arkansas in 2020.
- He began with the Kansas City Organization in 2019 as the athletic trainer for the Burlington Royals (Advanced Rookie, Appalachian League). He was then a staff member of the Surprise Saguaros of the Arizona Fall League in the fall of 2019.
- Plante has a master's degree in kinesiology from the University of Calgary and a bachelor's degree in human kinetics with specialization in biophysics from the University of Ottawa. He currently lives in Ottawa, Ontario.



BEN NICHOLAS
PLAYER DEVELOPMENT TRAINEE

JEREMY OWENS
PLAYER DEVELOPMENT TRAINEE

Austin Cox - Pitching - Stat Splits - 2023 - Regular Season

Split	Team	W	L	ERA	G	GS	CG	SHO	SV	IP	H	R	ER	HR	HB	BB	IBB	SO	WHIP	AVG	AB	WP	BK	GIDP	TBF	NP-S
Home Games	OMA	1	0	2.19	3	2	0	0	0	12.1	9	3	3	2	0	7	0	10	1.30	.209	43	2	0	2	50	215 - 126
Away Games	OMA	1	0	3.60	6	5	0	0	0	25.0	25	10	10	4	2	10	0	23	1.40	.287	87	1	0	6	100	416 - 260
Day Games	OMA	0	0	4.40	4	3	0	0	0	14.1	13	7	7	5	2	7	0	18	1.40	.260	50	0	0	2	59	256 - 157
Night Games	OMA	2	0	2.35	5	4	0	0	0	23.0	21	6	6	1	0	10	0	15	1.35	.263	80	3	0	6	91	375 - 229
On Grass	OMA	2	0	3.13	9	7	0	0	0	37.1	34	13	13	6	2	17	0	33	1.37	.262	130	3	0	8	150	631 - 386
April	OMA	1	0	2.21	5	4	0	0	0	20.1	15	5	5	4	1	11	0	22	1.28	.217	69	2	0	4	81	362 - 220
May	OMA	1	0	4.24	4	3	0	0	0	17.0	19	8	8	2	1	6	0	11	1.47	.311	61	1	0	4	69	269 - 166
On Tuesdays	OMA	0	0	12.00	1	0	0	0	0	3.0	7	4	4	1	0	0	0	1	2.33	.538	13	1	0	2	14	49 - 32
On Wednesdays	OMA	0	0	4.50	1	1	0	0	0	4.0	3	2	2	2	0	2	0	5	1.25	.214	14	0	0	1	16	65 - 42
On Thursdays	OMA	2	0	1.56	4	3	0	0	0	17.1	15	3	3	2	0	9	0	13	1.38	.250	60	0	0	3	69	305 - 179
On Fridays	OMA	0	0	1.80	1	1	0	0	0	5.0	3	1	1	0	0	3	0	4	1.20	.176	17	2	0	1	20	86 - 53
On Saturdays	OMA	0	0	3.38	2	2	0	0	0	8.0	6	3	3	1	2	3	0	10	1.13	.231	26	0	0	1	31	126 - 80
In games following a win	OMA	1	0	2.08	3	3	0	0	0	13.0	8	3	3	1	2	5	0	13	1.00	.190	42	0	0	2	49	190 - 118
In games following a loss	OMA	1	0	3.70	6	4	0	0	0	24.1	26	10	10	5	0	12	0	20	1.56	.295	88	3	0	6	101	441 - 268
Starter	OMA	2	0	1.97	7	7	0	0	0	32.0	23	7	7	3	2	15	0	29	1.19	.215	107	2	0	6	124	517 - 319
Reliever	OMA	0	0	10.13	2	0	0	0	0	5.1	11	6	6	3	0	2	0	4	2.44	.478	23	1	0	2	26	114 - 67

Austin Cox - Opposing Hitting - Stat Splits - 2023 - Regular Season

Split	Team	AVG	G	AB	R	H	2B	3B	HR	RBI	BB	IBB	SO	SB	CS	OBP	SLG	OPS	HBP	SAC	SF	GIDP
vs Left	OMA	.265	9	34		9	2	0	2	6	6	0	11			.381	.500	.881	1	0	1	1
vs Right	OMA	.260	9	96		25	6	0	4	8	11	0	22			.343	.448	.791	1	0	0	7
Team is ahead	OMA	.207	5	58		12	2	0	3	4	8	0	18			.313	.397	.710	1	0	0	2
Team is behind	OMA	.382	4	34		13	3	0	2	5	5	0	5			.450	.647	1.097	0	0	1	4
Score is tied	OMA	.237	7	38		9	3	0	1	5	4	0	10			.326	.395	.721	1	0	0	2
Batting First	OMA	.375	9	16		6	1	0	2	4	3	0	4			.450	.813	1.263	0	0	1	1
Batting Second	OMA	.263	9	19		5	0	0	2	4	1	0	5			.300	.579	.879	0	0	0	0
Batting Third	OMA	.154	9	13		2	0	0	0	0	3	0	3			.313	.154	.467	0	0	0	0
Batting Fourth	OMA	.231	9	13		3	1	0	0	1	2	0	1			.375	.308	.683	1	0	0	2
Batting Fifth	OMA	.200	9	15		3	1	0	0	0	0	0	5			.200	.267	.467	0	0	0	2
Batting Sixth	OMA	.231	9	13		3	0	0	1	4	3	0	2			.375	.462	.837	0	0	0	1
Batting Seventh	OMA	.357	9	14		5	2	0	0	0	2	0	3			.471	.500	.971	1	0	0	1
Batting Eighth	OMA	.067	9	15		1	1	0	0	0	1	0	5			.125	.133	.258	0	0	0	1
Batting Ninth	OMA	.500	9	12		6	2	0	1	1	2	0	5			.571	.917	1.488	0	0	0	0
Leading Off	OMA	.250	9	32		8	4	0	1	1	4	0	9			.333	.469	.802	0	0	0	0
First Inning	OMA	.250	7	24	2	6	1	0	1	2	2	0	6	0	0	.308	.417	.725	0	0	0	2
Second Inning	OMA	.136	7	22	1	3	1	0	0	0	5	0	7	1	0	.321	.182	.503	1	0	0	1
Third Inning	OMA	.241	9	29	4	7	2	0	3	7	4	0	9	2	1	.353	.621	.974	1	0	0	2
Fourth Inning	OMA	.387	8	31	4	12	3	0	2	4	4	0	6	0	1	.457	.677	1.134	0	0	0	3
Fifth Inning	OMA	.286	6	21	2	6	1	0	0	1	2	0	5	1	0	.333	.333	.666	0	0	1	0
Sixth Inning	OMA	.000	1	3	0	0	0	0	0	0	0	0	0	0	0	.000	.000	.000	0	0	0	0
Bases Empty	OMA	.263	9	76		20	8	0	3	3	10	0	24			.356	.487	.843	1	0	0	0
Runner at 1st	OMA	.235	9	17		4	0	0	0	0	3	0	3			.381	.235	.616	1	0	0	4
Runner at 2nd	OMA	.333	6	15		5	0	0	1	3	4	0	2			.474	.533	1.007	0	0	0	0
Runner at 3rd	OMA	.000	2	3		0	0	0	0	0	0	0	2			.000	.000	.000	0	0	0	0
Runners at 1st & 2nd	OMA	.231	8	13		3	0	0	0	0	0	0	2			.231	.231	.462	0	0	0	4
Runners at 1st & 3rd	OMA	.000	2	3		0	0	0	0	1	0	0	0			.000	.000	.000	0	0	1	0
Runners at 2nd & 3rd	OMA	1.000	1	1		1	0	0	1	3	0	0	0			1.000	4.000	5.000	0	0	0	0
Bases Loaded	OMA	.500	2	2		1	0	0	1	4	0	0	0			.500	2.000	2.500	0	0	0	0
Runners On	OMA	.259	9	54		14	0	0	3	11	7	0	9			.349	.426	.775	1	0	1	8
Scoring Position	OMA	.270	9	37		10	0	0	3	11	4	0	6			.333	.514	.847	0	0	1	4
No Outs	OMA	.364	9	55		20	4	0	3	6	5	0	11			.417	.600	1.017	0	0	0	4
One Out	OMA	.118	9	34		4	1	0	1	2	8	0	11			.279	.235	.514	0	0	1	4
Two Outs	OMA	.244	9	41		10	3	0	2	6	4	0	11			.340	.463	.803	2	0	0	0
Ahead in Count	OMA	.282	9	39		11	4	0	0	1	0	0	17			.300	.385	.685	1	0	0	1
Behind in Count	OMA	.233	9	43		10	1	0	2	6	17	0	8			.443	.395	.838	0	0	1	1
0-0 Count	OMA	.438	9	16		7	2	0	2	3	0	0	0			.438	.938	1.376	0	0	0	3
0-1 Count	OMA	.375	9	8		3	1	0	0	0	0	0	0			.375	.500	.875	0	0	0	0
0-2 Count	OMA	.200	8	10		2	1	0	0	0	0	0	6			.200	.300	.500	0	0	0	0
1-0 Count	OMA	.100	9	10		1	0	0	0	1	0	0	0			.091	.100	.191	0	0	1	0
1-1 Count	OMA	.231	9	13		3	1	0	0	0	0	0	0			.231	.308	.539	0	0	0	2
1-2 Count	OMA	.286	9	21		6	2	0	0	1	0	0	11			.318	.381	.699	1	0	0	1
2-0 Count	OMA	.667	9	3		2	0	0	1	4	0	0	0			.667	1.667	2.334	0	0	0	0
2-1 Count	OMA	.500	9	6		3	0	0	1	1	0	0	0			.500	1.000	1.500	0	0	0	0
2-2 Count	OMA	.158	9	19		3	0	0	2	4	0	0	8			.200	.474	.674	1	0	0	1
3-0 Count	OMA	.000	7	0		0	0	0	0	0	3	0	0			1.000	.000	1.000	0	0	0	0
3-1 Count	OMA	.000	8	4		0	0	0	0	0	4	0	0			.500	.000	.500	0	0	0	0
3-2 Count	OMA	.200	9	20		4	1	0	0	0	10	0	8			.467	.250	.717	0	0	0	1
Pitcher	OMA	.262	9	130		34	8	0	6	14	17	0	33			.353	.462	.815	2	0	1	8



#31 AUSTIN COX

LEFT-HANDED PITCHER

BORN: March 28, 1997 in Macon, Georgia (Age 25)

HOMETOWN: Macon, Georgia

RESIDES: Kansas City, Missouri

HEIGHT/WEIGHT: 6'4" / 235 LBS

DRAFTED: 2018 MLB Draft – Round 5 (152ND Overall)

COLLEGE: Mercer University (Macon, Georgia)

HIGH SCHOOL: First Presbyterian Day HS (Bibb County, Georgia)

SEASON WITH STORM CHASERS: 3rd Season

SCOUTING REPORT (4SFB, CH, CB, SL)

4-SEAM FASTBALL: Sits 90-92, averages 91.0 MPH & 2,049 RPM ... Last outing: 51% usage (39/77 pitches), Season usage: 45%
CHANGEUP: Sits 81-84, averages 82.5 MPH & 1,667 RPM ... Last outing: 26% usage (20/77 pitches), Season usage: 23%
CURVEBALL: Sits 75-77, averages 76.3 MPH & 2,397 RPM ... Last outing: 16% usage (12/77 pitches), Season usage: 20%
SLIDER: Sits 82-84, averages 83.0 MPH & 2,289 RPM ... Last outing: 8% usage (6/77 pitches), Season usage: 5%

LAST OUTING: THURSDAY, MAY 25 @ ST. PAUL

Allowed a pair of hits that scored a run in the first inning, then kept the Saints scoreless over his last three innings of work, did not go out for the fifth inning ... retired 7 of his last 8 hitters but did not get any run support, Omaha tied the game in the 9th for a no-decision.

2023 SEASON (4-4 IN GAMES COX STARTS)

- Has made seven starts for Omaha, with a 1.97 ERA (7 ER in 32.0 IP), a 1.19 WHIP and .215 opponents' average (23-for-107)
- Has pitched twice in relief (2.1 IP on 4/6 vs. **TOL**, 3.0 IP on 5/9 @ **SWB**) with a 10.13 ERA (6 ER in 5.1 IP) & .478 opponents' average (11-for-23).
- Opened the season with 3.0 scoreless innings and 5 strikeouts in a start on 4/1 @ **Indianapolis**.
- Threw his first quality start of the season on 4/28 @ **Nashville**, held the Sounds to four hits and three walks over six shutout innings, with 1-2-3 innings in the 2nd, 3rd and 6th ... had runners throw out at home in the 1st and 4th, otherwise nobody made it past 2nd base.
- Sated to start Wednesday 5/3 vs. Louisville but had his contract selected by Kansas City that morning ... made his MLB debut the next day on 5/4 vs. **Baltimore**, pitching 2.0 hitless & scoreless innings ... threw a 5-pitch 1-2-3 6th inning to begin his debut, first strikeout was **Anthony Santander** in the 6th ... was in line for the win, but Orioles scored 5 runs between the 8th and 9th after he exited to win the game.
- In his first week back with Omaha, pitched twice @ **Scranton/WB** (5/9 and 5/13), once out of the bullpen and one start, combining to throw 128 pitches over 8.0 innings, with 7 R on 12 H.
- Earned his second win of the year 5/18 vs. **Toledo**, threw 5.0 shutout innings and allowed just four baserunners on only 64 pitches.

CAREER NOTES

- Spent the entire season with Omaha (AAA) and made 29 appearances (24 starts) for the Storm Chasers, going 7-7 with his 1st career save ... maintained a 4.21 ERA (69 ER in 147.1 IP) with a career-high 105 strikeouts.
- His 147.1 innings pitched ranked first among all Royals farmhands, while 24 games started ranked fourth, seven wins ranked tied fourth and 105 strikeouts was sixth ... ranked second in the International League in innings pitched, eighth among the league's qualified pitchers in ERA and 10th in opponents' batting average.
- Led Omaha's pitching staff with six quality starts, the most since 2019 (Foster Griffin – 8) ... his first three quality starts of the year came in a four-outing span in June, while the other three came consecutively in September, his final three starts of the year on 9/2, 9/8 and 9/14.
- 24 of his first 27 outings of the year were starts, then pitched in long relief his last two games of the year ... threw 7.0 innings in relief on 9/22 vs. Iowa (CHC) and 5.0 innings on 9/27 @ St. Paul (MIN), following Max Castillo and Angel Zerpa respectively ... 7.0 innings out of the bullpen is tied for the 2nd-longest relief outing in modern Omaha history (2005-present) behind Jose Capellan's 8.0 on July 21, 2008 vs. Round Rock.
- Joined NW Arkansas (AA) at the end of May, made his 2021 debut May 26 vs. San Antonio (SD) and remained with the Naturals through the end of the postseason, before a promotion to Omaha (AAA) for the Triple-A final stretch.
- Appeared in 15 games (all starts) for the Naturals, going 4-1 with a 3.00 ERA (21 ER in 63.0 IP) and 56 strikeouts ... promoted to Omaha on September 26, where he pitched in two games (one start).
- Over 5 starts in July, went 3-0 with a 1.80 ERA (5 ER in 25.0 IP), 20 strikeouts ... opponents hit .211 off him in that span.
- Pitched the Naturals' first of three complete games of the season in the second game of a doubleheader August 4 @ Arkansas (SEA) ... allowed one run on four hits in 7.0 innings with six strikeouts in a 5-1 win over the Travelers ... also the first of three NW Arkansas pitchers to throw more than 90 pitches in an outing (93) ... named the Double-A Central Pitcher of the week on August 8 for his performance.
- Missed the first three weeks of the season with arm soreness, missed a month in-season, not pitching between Aug. 11 and Sept. 10.
- Made his final Double-A start in Game 1 of the Double-A Central Championship Series, when he allowed three runs on six hits in 4.0 innings vs. Wichita, then promoted to Triple-A and made his Omaha debut 9/26 vs. Indianapolis (PIT) and his first Triple-A start on 10/2 @ Iowa (CHC).

- Spent the season at the Alternate Training Site in Kansas City, Kansas ... participated in the Royals' postseason camp/instructional league at Kauffman Stadium in October.
- Named a South Atlantic League mid-season All-Star, splitting the season between Lexington (A) and Wilmington (A+).
- His eight wins ranked fourth among Royals Minor League arms, trailing Brady Singer (12), Jonathan Bowlan (11) and Kris Bubic (11).
- Went 5-0 with a 1.79 ERA (10 ER in 50.1 IP) over his last eight starts with the Legends, including 6.1 innings of one-hit ball on May 28 at West Virginia (SEA), which earned him South Atlantic League Pitcher of the Week honors.
- Joined Wilmington on June 23, recorded a career-high 10 strikeouts and no walks over 7.0 innings on July 23 vs. Potomac, his sixth start with the Blue Rocks.
- Tossed 12.0 scoreless innings with 14 strikeouts (three walks) over two postseason starts, including 6.0 innings of one-hit ball in a Game 4 victory (2-0) in the Carolina League Championship Series.

- Spent his first professional season with the Burlington Royals (R), making nine starts with 51 strikeouts in 33.1 innings (13.8 K/9).
- Struck out a season-high nine batters over 3.2 innings in his second pro start, July 2 at Bluefield (TOR) ... matched that total over 5.0 innings in his next outing, July 8 vs. Greenville (CIN).

COLLEGE: MERCER UNIVERSITY (2016-18)

- Pitched three seasons at Mercer University (Georgia) and became the fifth-highest MLB Draft selection in program history (152ND overall pick, fifth round) ... school has produced 13 big leaguers since the program's inception in 1897.
- In 2018, recorded the second-best strikeout rate among NCAA Division 1 pitchers (12.7 K/9) in 2018, posting 124 K's ... ranked 5th in the south Conference with seven victories during his junior campaign (2018), also leading the team in starts (17) ... had three starts with double-digit strikeouts, including a career-best 13 punchouts in 5.0 innings on February 23 vs. UNC-Asheville.

MISCELLANEOUS

- Was a two-sport athlete at First Presbyterian Day School (Georgia), the same school as former Royals pitcher Richard Lovelady ... pitched to a 2.19 ERA during his prep career and served as captain of the football team.

SEASON / CAREER HIGHS

SEASON	CAREER
4/28/2023 @ Nashville 6.0	INNINGS PITCHED 8.0 6/14/19 @ Columbia
5/9/2023 @ Scranton/WB 7	HITS ALLOWED 10 6/29/22 @ St. Paul
5/9/2023 @ Scranton/WB 4	RUNS ALLOWED 7 8/22/22 vs. St. Paul
5/9/2023 @ Scranton/WB 4	EARNED RUNS ALLOWED 5 (6x) Last: 8/22/22 vs. St. Paul
Last: 4/12/2023 @ Iowa 2 (2x)	HOME RUNS ALLOWED 3 (2x) Last: 8/28/22 vs. Scranton/WB
Last: 4/28/2023 @ Nashville 3 (2x)	WALKS ALLOWED 5 (2x) Last: 5/7/22 vs. Columbus
Last: 5/13/2023 @ Scranton/WB 5 (4x)	STRIKEOUTS 10 7/23/19 vs. Potomac
4/28/2023 @ Nashville 22	BATTERS FACED 30 6/14/2019 @ Columbia
4/28/2023 @ Nashville 99	PITCHES THROWN 119 6/14/2019 @ Columbia
4/21/2023 to 4/28/2023 9.2 IP	SCORELESS STREAK 15.2 IP 5/23/2019 to 6/4/2019

2023 RUN SUPPORT (OMAHA STARTS ONLY)

RUNS SCORED	0	1	2	3	4	5	6	7	8	9	10+
GAMES	1	1	1	2	2						
PLAYER W-L	0-0	0-0	1-0	1-0	0-0						
Team W-L	0-1	0-1	1-0	2-0	1-1						

2023 GAME-BY-GAME

OMAHA STORM CHASERS, AAA

DATE	OPPONENT	RES	LEFT GAME	DEC	IP	H	R	ER	HR	HB	BB	SO	BF	NP-S
4/1	@ Indianapolis	W, 12-1	Middle 4th, winning 3-0	-	3.0	1	0	0	0	1	1	5	11	47-30
4/6 *	vs. Toledo	L, 8-5	End 5th, losing 6-3	-	2.1	4	2	2	2	0	2	3	12	65-35
4/12	@ Iowa	W, 10-6	Middle 5th, winning 4-2	-	4.0	3	2	2	2	0	2	5	16	65-42
4/21	vs. Gwinnett	L, 7-3	End 5th, tied 1-1	-	5.0	3	1	1	0	0	3	4	20	86-53
4/28	@ Nashville (Q)	W, 2-1	Middle 7th, winning 2-0	W	6.0	4	0	0	0	0	3	5	22	99-60
5/4 *	vs. BALTIMORE	L, 13-10	End 7th, winning 9-8	-	2.0	0	0	0	0	0	1	1	7	18-12
5/9 *	@ Scranton/WB	L, 14-2	Middle 6th, losing 9-2	-	3.0	7	4	4	1	0	0	1	14	49-32
5/13	@ Scranton/WB	L, 8-6	Middle 6th, winning 4-3	-	5.0	5	3	3	1	1	2	5	20	79-50
5/18	vs. Toledo	W, 9-0	End 5th, winning 3-0	W	5.0	2	0	0	0	0	2	3	18	64-38
5/25	@ St. Paul	L, 8-6	Middle 5th, losing 1-0	-	4.0	5	1	1	0	0	2	2	17	77-46

(Q) Indicates Quality Start

* Indicates Relief Appearance

INDICATES GAME WITH KANSAS CITY

2022 BATTED BALL STATISTICS (TRIPLE-A ONLY)

BABIP	GB/FB	LD%	GB%	FB%	IFFB%	HR/FB	Pull%	Cent%	Oppo%	SwStr%
.304	2.08	21.4%	53.1%	25.5%	28.0%	24.0%	41.8%	22.4%	35.7%	9.8%

VS. MEMPHIS IN 2023

W	L	ERA	G	GS	CG	SHO	GF	HLD	SV	SVO	IP	H	R	ER	HR	HB	BB	IBB	SO	WHIP	AVG
---	---	-----	---	----	----	-----	----	-----	----	-----	----	---	---	----	----	----	----	-----	----	------	-----

VS. MEMPHIS HITTERS IN 2023

PLAYER	AVG	AB	H	2B	3B	HR	RBI	BB	SO	PLAYER	AVG	AB	H	2B	3B	HR	RBI	BB	SO
--------	-----	----	---	----	----	----	-----	----	----	--------	-----	----	---	----	----	----	-----	----	----

CAREER PITCHING

SEASON TEAM	W	L	ERA	G	GS	CG	SHO	SV	SVO	IP	H	R	ER	HR	HB	BB	IBB	SO	WHIP	AVG	AB	WP	BK	GIDP	TBF	NP-S	
2018 Burlington (R)	1	1	3.78	9	9	0	0	0	0	33.1	29	19	14	1	1	15	0	51	1.32	.228	127	2	0	1	143	565-368	
2019 Lexington (A)	5	3	2.75	13	13	0	0	0	0	75.1	59	30	23	5	1	22	0	77	1.08	.206	286	7	0	2	311	1160-777	
Wilmington (A+)	3	3	2.77	11	10	0	0	0	0	55.1	53	19	17	6	1	16	0	52	1.25	.260	204	4	0	6	223	846-554	
2020	Did not play (no Minor League season)																										
2021 NW Arkansas (AA)	4	1	3.00	15	15	1	0	0	0	63.0	54	23	21	8	0	25	0	56	1.25	.232	233	5	0	4	260	1012-632	
Omaha (AAA)	0	0	18.00	2	1	0	0	0	0	5.0	9	10	10	3	2	5	0	4	2.80	.375	24	0	0	1	31	103-60	
2022 Omaha (AAA)	7	7	4.21	29	24	1	0	1	1	147.1	161	80	69	20	6	50	0	105	1.43	.273	589	3	1	10	648	2372-1512	
2023 Omaha (AAA)	2	0	3.13	9	7	0	0	0	0	37.1	34	13	13	6	2	17	0	33	1.37	.262	130	3	0	8	150	631-386	
KANSAS CITY	0	0	0.00	1	0	0	0	0	0	2.0	0	0	0	0	0	1	0	1	0.50	.000	6	0	0	0	7	18-12	
MAJOR LEAGUE TOTALS (1 Season)	0	0	0.00	1	0	0	0	0	0	2.0	0	0	0	0	0	1	0	1	0.50	.000	6	0	0	0	7	18-12	
Minor League Totals (5 Seasons)	22	15	3.61	88	79	2	0	1	1	416.2	399	194	167	49	13	150	0	378	1.32	.250	1593	24	1	32	1766	6689-4289	



PLAYER

50 MAX CASTILLO

RHP • R/R • 6'2" • 285 lbs • 5/4/1999 (23)
Traded from Toronto — 8/2/2022
Born/Resides: Caracas, Venezuela

57 DYLAN COLEMAN

RHP • R/R • 6'5" • 235 lbs • 9/16/1996 (26)
Traded from San Diego — 11/5/2020
Born: Potosi, Missouri • Resides: Mineral Point, Missouri

31 AUSTIN COX

LHP • L/L • 6'2" • 235 lbs • 3/28/1997 (26)
2019 MLB Draft — Round 5 (Mercer)
Born: Macon, Georgia • Resides: Kansas City, Missouri

55 JONAH DIPOTO

RHP • R/R • 6'1" • 225 lbs • 9/3/1996 (26)
2019 MLB Draft — Round 35 (UC San Diego)
Born: Queens, N.Y. • Resides: San Diego, Calif.

60 JONATHAN HEASLEY

RHP • R/R • 6'3" • 235 lbs • 1/27/1997 (26)
2018 MLB Draft — Round 13 (Oklahoma State)
Born: Plano, Texas • Resides: Dallas, Texas

37 JACKSON KOWAR

RHP • R/R • 6'5" • 215 lbs • 10/4/1996 (26)
2018 MLB Draft — Round 1/33rd Overall (Florida)
Born: Weddington, N.C. • Resides: Charlotte, N.C.

58 BROOKS KRISKE

RHP • R/R • 6'3" • 210 lbs • 2/3/1994 (29)
Signed 12/14/2022 as a Minor League Free Agent
Born/Resides: Scottsdale, Arizona

48 JAMES MCCARTHUR

RHP • R/R • 6'7" • 230 lbs • 12/11/1996 (26)
Traded from Philadelphia — 5/8/2023
Born/Resides: New Braunfels, Texas

36 DANIEL MENGDEN

RHP • R/R • 6'1" • 215 lbs • 2/19/1993 (30)
Signed 3/29/2023 as a Minor League Free Agent
Born/Resides: Houston, Texas

41 ANDRÉS NUÑEZ

RHP • R/R • 6'4" • 265 lbs • 9/20/1995 (27)
2018 MLB Draft — Round 29 (Florida International)
Born/Resides: Southwest Ranches, Florida

53 DREW PARRISH

LHP • L/L • 5'11" • 1195 lbs • 2/8/1997 (25)
2019 MLB Draft — Round 8 (Florida State)
Born: Cape Canaveral, Fla. • Resides: Tallahassee, Fla.

40 WALTER PENNINGTON

LHP • L/L • 6'2" • 205 lbs • 4/14/1998 (25)
Signed 8/19/2020 as an Undrafted Free Agent (Cala School of Mines)
Born: Englewood, Colo. • Resides: Broomfield, Colo.

47 EVAN SISK

LHP • L/L • 6'2" • 195 lbs • 4/23/1997 (26)
Traded from Minnesota — 1/24/2023
Born: Pineville, N.C. • Resides: Chester, S.C.

43 COLLIN SNIDER

RHP • R/R • 6'4" • 205 • 10/10/1995 (27)
2017 MLB Draft — Round 12 (Vanderbilt)
Born/Resides: Murfreesboro, Tennessee

56 ANTHONY VENEZIANO

LHP • L/L • 6'6" • 200 • 9/1/1997 (25)
2019 MLB Draft — Round 10 (Catalina Carolina)
Born/Resides: Hackettstown, New Jersey

QUICK NOTES

Ranked by *Baseball America* as the No. 18 Royals prospect

➤ **2023:** Appeared in 4 Cactus League games for the Royals and went 2-0 with a 11.12 ERA (7 ER in 5.2 IP) and 7 K ... opened the season with Omaha and went 0-5 with a 6.66 ERA cross 5 starts, was recalled by KC on 5/7 and pitched in 3 games, allowed 3 ER in 9.0 IP (2.89 ERA), optioned to OMA on 5/16.
➤ **2022:** Began the 2022 season in the Blue Jays organization and made 20 appearances (11 in MLB and 9 in MLB) before being traded to Kansas City on 8/2 with Samad Taylor in exchange for Whit Merrifield ... had three stints with the Royals ... in three stints with Omaha, pitched in 7 games (6 starts) with 22 strikeouts in 21.1 innings.
➤ **2021:** Spent the entire season with New Hampshire (AA), appearing in 21 games (20 starts) while going 11-4 with a 4.85 ERA (55 ER in 102.0 IP) and 89 strikeouts.

4SFB (90-92), CH, SL

CONSECUTIVE BATTERS RETIRED: 6 (5/28)

SCORELESS STREAK: 3.2 IP (5/28)

➤ **2023:** Made his second consecutive Opening Day Roster with the Royals, allowed 10 ER in 5.0 IP (18.00 ERA) in 5 games with 7 H, 7 BB & 8 K ... has allowed 3 ER in 12.0 IP (2.25 ERA) with Omaha ... optioned to Omaha on 4/14, appeared in his first game 5/2 vs. LOU ... 23 of 36 outs he's recorded with Omaha this year are strikeouts (11 on 4SFB & 13 on Sweeper) 17.47 K/9 (22.2 in 11.1 IP) ranks 2nd in the organization among Royals minor league arms (min 10.0 IP).
➤ **2022:** Spent nearly the entire season in Kansas City, pitching in 68 games for the Royals with a 5-2 record and 2.78 (2.78 in 68.0 IP) and 71 strikeouts ... 2nd-most appearances among rookie relievers, 8th in ERA, and 9th in strikeouts ... did not allow a HR over the final 26.0 innings of the season ... pitched 1 game for Omaha on May 24.
➤ **2021:** Opened the season in NW Arkansas (AA) and assigned to Omaha on 7/8 ... earned his first MLB call-up on 9/20 and pitched in 5 games for Kansas City with 7 K in 6.1 IP.

4SFB (95-97), SW, SL

CONSECUTIVE BATTERS RETIRED: 1 (5/30)

SCORELESS STREAK: 2.0 IP (5/26 to 5/30)

➤ **2023:** As a non-roster invitee, appeared in 4 Cactus League games for the Royals and went 0-1 with a 2.08 ERA (1 ER in 4.1 IP) and 8 K ... 2 of 4 starts were scoreless (4/1 @ IND and 4/27 @ NAS) ... contract selected by Kansas City on 5/3, threw 2.0 scoreless innings in MLB Debut vs. BAL 5/4, optioned 5/5.
➤ **2022:** Spent the entire season with Omaha and made 29 appearances (24 starts) for the Storm Chasers, going 7-7 with his 1st career save ... maintained a 4.21 ERA (69 ER in 147.1 IP) with a career-high 105 strikeouts ... 147.1 IP ranked 1st among all Royals farmhands, while 24 starts ranked 4th, 7W ranked tied 4th and 105 K was 6th.
➤ **2021:** Joined NW Arkansas (AA) at the end of May, made his 2021 debut 5/26 and remained with the Nationals through the end of the postseason, made 15 Double-A starts.

4SFB (90-92), CH, CB, CUT, SL

CONSECUTIVE BATTERS RETIRED: 1 (5/25)

SCORELESS STREAK: 3.1 IP (5/25)

➤ **2023:** For the 2nd straight year, made his spring debut with a scoreless Cactus League inning against his dad's Seattle Mariners, on 2/26 ... opened the regular season with NW Arkansas (AA) and pitched 10.1 scoreless innings with 1 ER and 13 K across 7 relief outings ... assigned to Omaha (AAA) on 5/3, made his Triple-A debut 5/4, struck out 2 and allowed 2 unearned runs.
➤ **2022:** Pitched a scoreless Cactus League inning with a strikeout on 3/29 against his dad's Seattle Mariners ... spent the entire season with NW Arkansas (AA) and led the Nationals with 42 games pitched ... 11.87 K/9 ranked second among Royals minor leaguers (min. 60 IP), 212 opponents' batting average and 28.1% K% ranked 3rd.
➤ **MISC:** Full name is *Jonah Seaver Dipoto*, after Tom Seaver ... father Jerry Dipoto is currently the President of Baseball Operations for the Seattle Mariners, formerly their GM.

SNK (92-94), SL, CB

CONSECUTIVE BATTERS RETIRED: 2 (5/24)

SCORELESS STREAK: 2.2 IP (5/17 to 5/24)

➤ **2023:** Appeared in 4 Cactus League games for the Royals (2 starts) and went 0-1 with a 17.36 ERA (18 ER in 9.1 IP) and 7 K ... 2 of 4 starts were quality starts, 4/7 vs. TOL and 4/19 vs. GWN ... called up 5/5 and threw 2.2 IP on 5/5 vs. OAK with 4 H & 2 ER, optioned back Omaha on 5/7.
➤ **2022:** Split the season between KC and Omaha, making 21 starts over four stints with the Royals, plus nine starts with the Chasers ... 21 MLB starts ranked 7th among Major League rookies ... opened the season with KC and made six starts before his first call-up to KC on 5/12 ... across all nine outings with Omaha, struck out 45 in 39.1 IP (10.3 K/9).
➤ **2021:** Named Kansas City's Double-A Pitcher of the Year with NW Arkansas (AA) and spent much of the season with the Nationals before making his MLB debut with Kansas City on 9/17 and finishing the year with the Royals ... in 22 appearances (21 starts) with NWA, went 7-3 with a 3.33 ERA (39 ER in 105.1 IP) and 120 strikeouts (10.3 K/9).

4SFB (92-94), CB, SL, CH, SNK

CONSECUTIVE BATTERS RETIRED: 0

SCORELESS STREAK: 5.0 IP (5/11)

➤ **2023:** After a scoreless season debut on April 2 @ IND, allowed at least 3 runs in 3 straight outings (1 start) ... first 4 outings were 2.0 IP+ ... 15 of 16 outings have been in relief, 7 of 15 appearances have been scoreless ... earned his first professional save with 1.2 scoreless innings on 5/5 vs. LOU ... recalled by Kansas City 5/16, threw 2.1 scoreless innings on 5/19 @ CWS and optioned back to Omaha 5/20.
➤ **2022:** Made his first Opening Day roster with Kansas City, but only pitched in 7 games over three stints with the Major League club, also making 20 starts with Omaha (AAA) across three stints ... allowed less than two earned runs in 10 of his 20 starts with Omaha including three scoreless outings.
➤ **2021:** Kansas City's Paul Splittorff Minor League Pitcher of the Year, given to the top pitcher in the organization, also Omaha's Pitcher of the Year, the Triple-A East Pitcher of the Year and a Triple-A East postseason All-Star ... made 17 appearances (16 starts) and went 9-4 with a 3.46 ERA (31 ER in 80.2 IP) and a Triple-A best 115 strikeouts (12.8 K/9).

4SFB (95-98), SL, CH

CONSECUTIVE BATTERS RETIRED: 1 (5/28)

SCORELESS STREAK: 0.1 IP (5/28)

➤ **2023:** 9 of 19 appearances with Omaha have been scoreless, including a perfect 1.2 innings on 5/11 @ SWB ... 15.93 K/9 (36 K in 20.1 IP) ranks 2nd in the organization among Royals minor league pitchers with at least 15.0 IP ... 28 strikeouts on the splitter is the most of any Chasers pitcher with one pitch.
➤ **2022:** Signed with the Tohoku Rakuten Golden Eagles of Nippon Professional Baseball (NPB) on December 8, 2021 and pitched in 22 games, going 1-3 with two saves, a 3.25 ERA (13 ER in 36.0 IP) and 36 strikeouts (10.3 K/9) between Japan's Central League (equivalent to Major League Baseball) and Eastern League (Japan's Minor Leagues).
➤ **2020-2021:** Pitched 16 games in the Major Leagues between New York (AL) and Baltimore, with a 2-1 record and 14.40 ERA (24 ER in 15.0 IP) and 19 strikeouts ... pitched a scoreless ninth inning to finish the game his Major League debut on July 29 @ Baltimore.

4SFB (93-95), SPL, SL

CONSECUTIVE BATTERS RETIRED: 2 (5/30)

SCORELESS STREAK: 0.2 IP (5/30)

➤ **2023:** Traded by the Phillies to the Royals on 5/8 in exchange for OF Junior Marin and cash ... made 5 appearances (4 starts) with Lehigh Valley (AAA) and went 0-2 with a 7.31 ERA (13 ER in 16.0 IP) with 15 strikeouts and 7 walks ... threw 2 scoreless innings in his Royals organization debut on 5/12 @ SWB, struck out three and retired his last four ... struck out 5 over 2.0 innings 5/16 vs. TOL and 5 over 2.2 IP on 5/24 @ STP.
➤ **2022:** Limited to 13 starts for Reading (AA) and went 2-6 with a 5.05 ERA ... s placed on the IL on 6/22 with a right posterior elbow impingement, reinstated on 6/29, recalled by the Phillies and placed on the 60-day IL for the remainder of the season with a right elbow stress reaction.
➤ **2021:** Selected to Philadelphia's 40-man roster in November, recorded a 4.25 ERA (37 ER in 78.1 IP) with 83 K in 20 games (15 starts) between Jersey Shore (A+) and Reading (AA).

SNK (92-94), CB, CH, CUT

CONSECUTIVE BATTERS RETIRED: 0

SCORELESS STREAK: 0.0 IP

➤ **2023:** Re-signed with Kansas City as a Minor League Free Agent on March 29 ... opened the season on the Development List for Omaha, activated May 6 for his first appearance of the season and allowed 5 ER on 7 H in 3.0 IP, rebounded with 4.2 scoreless IP on 5/19 vs. TOL ... pitched out of the bullpen for the first time this season on 5/27 @ SFB, allowed 6 ER (4 ER) on 4 H and 2 BB.
➤ **2022:** Signed with Kansas City as a minor league free agent on March 10, 2022 and appeared in 25 games (1 start) for the Royals, going 0-1 with 1 save and a 5.14 ERA (4 ER in 7.0 IP) ... began the season with Omaha and spent most of the year with the Chasers, appearing in 25 games (20 starts) with a 7-7 record and 5.20 ERA.
➤ **2021:** Played overseas for the Kia Tigers of the Korean Baseball Organization ... went 8-3 in 21 starts with a 3.60 ERA (48 ER in 120.0 IP) and 104 K (20.7% of batters faced).

4SFB (91-93), CUT, CH, CB

CONSECUTIVE BATTERS RETIRED: 1 (5/6)

SCORELESS STREAK: 0.1 IP (5/6)

➤ **2023:** Has allowed just 1 of 9 inherited runners to score ... 8 of his last 10 appearances were scoreless, with a 1.54 ERA (2 ER in 11.1 IP) over 9 games between 4/26 and 5/21 ... opened the year with a 9.72 ERA (9 ER in 8.1 IP) over his first 7 games.
➤ **2022:** Spent the entire season with Omaha and was named Kansas City's Triple-A Pitcher of the Year with the Storm Chasers, going 5-4 with a team-high-tying 8 saves, a 3.61 ERA (25 ER in 62.1 IP) with 69 strikeouts to just 17 walks (4.06 K/BB) in a team-best 54 relief appearances ... threw the longest scoreless streak in MLB, a stretch of 26.1 innings and 22 appearances from 5/19 to 7/26 in which he did not give up a run, holding opponents to a .183 average (17- for 93) with 34 strikeouts.
➤ **2021:** Began the season with NW Arkansas (AA), split the season between the Nationals and Omaha, combined for the 3rd-most appearances among KC minor leaguers (47).

SNK (90-93), SW, CUT, CH

CONSECUTIVE BATTERS RETIRED: 1 (5/25)

SCORELESS STREAK: 0.1 IP (5/25)

➤ **2023:** 3 of his 9 starts this year have been scoreless, including each of his last 2 ... opened the season with 3.0 hitless and scoreless frames 4/1 @ IND, has only started since.
➤ **2022:** Began the season with NW Arkansas (AA), made 10 starts before being assigned to Omaha on 6/3, where he finished the season, pitched in 17 games (15 starts) for Omaha) and went 3-8 with a 5.62 ERA (46 ER in 73.2 IP) ... with the Nationals, was named the Texas League Pitcher of the Week back-to-back, on 5/9 and 5/16, did not allow an earned run in 28.1 innings between 5/1 and 5/26 ... was the Texas League's May Pitcher of the Month right before getting called up to Triple-A.
➤ **2021:** Split the season between Quad Cities (A+) and NW Arkansas (AA), with a break in between to pitch for Team USA at the 2021 WBSC Olympic Baseball Qualifiers ... named an MLB.com Organization All-Star ... among qualified MLB pitchers (96.0 IP), ranked 14th in WHIP, 14th in opponents' average (.198) and 16th in ERA (2.83).

SNK (88-91), CH, CB

CONSECUTIVE BATTERS RETIRED: 1 (5/26)

SCORELESS STREAK: 0.1 IP (5/14 to 5/26)

➤ **2023:** Opened the season with NW Arkansas (AA) and pitched 9.2 scoreless innings with 11 strikeouts across 8 relief outings, allowed 4 H and 4 BB for a 0.83 WHIP and .129 BAA ... assigned to Omaha (AAA) on 5/3 and made his Triple-A debut 5/5 vs. LOU, struck out his first 2 batters in a 1-2-3 7th inning ... allowed runs in his first two appearances, then had four straight scoreless between 5/13 and 5/24.
➤ **2022:** Opened the season with Quad Cities (A+) and pitched 2.2 scoreless innings with runs in 21 starts ... across three relief outings ... assigned to NW Arkansas (AA) on 4/21, where he ended the season ... earned decisions in 5 of his first 6 outings with Nationals (3 W, 1 L, 1 S) ... 13 of 33 NWA outings were scoreless, allowed 11 ER or less in 20 of 33 ... made his pro start 6/22 vs. SPR ... was on the Injured List from 8/18 to 9/1, threw scoreless 8th inning in first outing back 9/3.
➤ **MISC:** Graduated from the Colorado School of Mines with a mechanical engineering degree, threw 22.42 innings, but also hit .288 with a 1.142 OPS as an outfielder.

SNK (92-93), SL, CH, 4SFB

CONSECUTIVE BATTERS RETIRED: 0

SCORELESS STREAK: 0.1 IP (5/30)

➤ **2023:** Appeared in 6 Cactus League games for the Royals in his first MLB Spring Training and went 1-0 with a 4.50 ERA (3 ER in 6.0 IP) and 3 K ... has not allowed an earned run in 15 of his team-best 20 appearances, tied 4th in the league in games pitched ... threw 2.0 perfect innings 5/6 vs. LOU.
➤ **2022:** Split his first full season in the Twins organization between Wichita (AA) and St. Paul (AAA), earned Minnesota's MLB.com Organization All-Star honors as a relief pitcher ... posted a 1.57 ERA (11 ER in 63.0 IP) with 76 strikeouts against 29 walks (10.86 K/9 and 2.62 K/BB) across 50 games between the two levels, the best ERA in 2022 among all MLB relievers that made 50+ appearances and threw a minimum of 60.0 IP.
➤ **2021:** Began the season in the Cardinals organization, acquired by Minnesota via trade on July 30 ... split the year between Peoria (A+) Springfield (AA) and Wichita (A+), combining to pitch in 39 games with a 3-1 record and 3.91 ERA (23 ER in 53.0 IP), striking out 69 with 35 walks ... originally drafted by St. Louis in the 16th Round in 2018.

SNK (89-92), SL, 4SFB, CH

CONSECUTIVE BATTERS RETIRED: 0

SCORELESS STREAK: 0.0 IP

➤ **2023:** Appeared in 7 Cactus League games for the Royals and went 1-0 with a 3.52 ERA (3 ER in 7.2 IP) and 10 K to just 1 BB ... 8 of 18 appearances have been scoreless, including 5 straight between May 10 and 19 ... has allowed more than 1 run just three times this year.
➤ **2022:** Made the Opening Day Roster and his MLB debut with Kansas City ... in his first season in the big leagues, started and ended the season with Kansas City ... pitched in 42 games across five stints with the Royals, going 4-2 with a 6.25 ERA (25 ER in 34.1 IP) ... began his career with 5.1 scoreless innings over 6 games, and pitched in 27 of KC's first 56 games during his first stint from Opening Day through 6/9 ... also appeared in 20 games with Omaha (AAA) with a 5.40 ERA (13 ER in 21.2 IP) and 12 scoreless outings.
➤ **2021:** Split the season between NW Arkansas (AA) and Omaha, making a career-high 48 appearances with a career-high 64 strikeouts and 26 walks ... joined the Storm Chasers a week into the season, returned to NWA on June 6, transferred back to Triple-A on August 24 ... posted a 3.15 ERA in 25 Double-A outings before returning to Omaha.

SNK (93-95), SL

CONSECUTIVE BATTERS RETIRED: 0

SCORELESS STREAK: 0.0 IP

➤ **2023:** Was the Opening Day starter for NW Arkansas (AA) and made 8 starts for the Nationals, going 5-1 with a 2.13 ERA (10 ER in 42.1 IP) with 5 BB and 48 K (9.6 K/BB, 10.2 K/9) ... 4 of his first 7 starts were scoreless, promoted to Omaha on 5/19 ... allowed 5 ER on 5 H in 2.0 IP in Triple-A debut, 5/24 @ STP.
➤ **2022:** Spent the entire season with NW Arkansas (AA) and went 6-9 over 26 outings (25 starts) with a 5.72 ERA (78 ER in 122.2 IP) and 129 strikeouts, with a team best eight quality starts ... led the Nationals staff in games started (25) and innings pitched (122.2 IP) ... ranked 3rd among Royals farmhands in strikeouts, behind only Alex Marsh (156) and Adrian Alcantara (130), tied 3rd in the organization in games started and 4th in innings pitched.
➤ **2021:** Named Quad Cities (A+) Pitcher of the Year ... across 47 starts, went 6-4 with a 3.75 ERA (39 ER in 93.2 IP), while striking out an organization-best 127 and walking just 5 ... named the high-A Central Pitcher of the Year and the Star left-handed starting pitcher.

4SFB (93-96), CH, CL

CONSECUTIVE BATTERS RETIRED: 1 (5/30)

SCORELESS STREAK: 0.1 IP (5/30)

CAREER HIGHS

IP	17.0	(3x) Last: 5/20/22 vs. Syracuse
K	9	5/30/18 vs. Lake County
BB	4	(6x) Last: 9/25/22 vs. SEATTLE
H	10	(2x) Last: 8/27/21 vs. Hartford
ER	8	(2x) Last: 6/10/18 @ Fort Wayne
NP	97	7/30/18 @ Dayton
IP	3.0	8/31/19 vs. Lansing
K	4	(4x) Last: 9/12/21 @ St. Paul
BB	4	4/10/23 @ TEXAS
H	5	7/4/21 @ Springfield
ER	6	4/10/23 @ TEXAS
NP	38	8/22/18 @ Great Lakes
IP	8.0	6/14/19 @ Columbia
K	10	7/23/19 vs. Potomac
BB	5	(2x) Last: 5/25/22 vs. Columbus
H	10	6/29/22 @ St. Paul
ER	5	(6x) Last: 8/22/22 vs. St. Paul
NP	119	6/14/19 @ Columbia
IP	3.0	(4x) Last: 5/16/21 vs. Cedar Rapids
K	6	5/16/21 vs. Cedar Rapids
BB	4	(2x) Last: 4/8/22 @ Springfield
H	5	8/24/22 vs. Springfield
ER	4	8/22/22 vs. Springfield
NP	50	8/24/22 vs. Springfield
IP	7.0	(4x) Last: 4/19/23 vs. Gwinnett
K	12	6/25/19 vs. Columbia
BB	6	(2x) Last: 5/25/22 @ ARIZONA
H	11	5/21/23 vs. Toledo
ER	11	4/13/23 @ Iowa
NP	108	9/3/22 @ DETROIT
IP	8.0	8/24/19 @ Frisco
K	10	(2x) Last: 7/3/21 @ St. Paul
BB	5	(3x) Last: 5/31/22 @ Indianapolis
H	11	(2x) Last: 6/14/22 @ Iowa
ER	9	6/14/22 @ Iowa
NP	107	6/8/19 vs. Fayetteville
IP	3.1	8/1/18 vs. Aberdeen
K	6	8/8/18 vs. Lowell
BB	5	9/12/21 vs. Rochester
H	5	7/2/18 vs. Brooklyn
ER	5	(2x) Last: 9/6/21 vs. TORONTO
NP	53	8/8/18 vs. Lowell
IP	7.0	8/28/19 vs. Lakeland
K	10	8/13/21 vs. Akron
BB	6	6/9/21 vs. Hartford
H	8	(2x) Last: 4/27/22 @ New Hampshire
ER	6	(2x) Last: 4/27/22 @ New Hampshire
NP	98	6/15/22 vs. Portland
IP	9.0	(2x) Last: 5/26/18 vs. ARIZONA
K	9	(4x) Last: 5/12/22 vs. St. Paul
BB	5	(4x) Last: 6/9/22 vs. Lehigh Valley
H	12	6/13/15 @ Lake Erie
ER	8	(3x) Last: 9/20/22 vs. Iowa
NP	118	9/15/17 @ PHILADELPHIA
IP	5.0	6/23/19 vs. Greenville
K	6	7/16/19 @ Rome
BB	3	(2x) Last: 6/13/21 @ Frisco
H	5	(5x) Last: 4/8/23 vs. Toledo
ER	8	9/11/21 @ St. Paul
NP	60	6/23/19 vs. Greenville
IP	7.0	(4x) Last: 5/13/22 vs. Wichita
K	9	(3x) Last: 5/13/22 vs. Wichita
BB	6	6/22/22 vs. Columbus
H	10	5/4/23 vs. Louisville
ER	9	5/4/23 vs. Louisville
NP	100	(2x) Last: 7/8/22 vs. Toledo
IP	3.2	7/16/21 @ Myrtle Beach
K	5	(2x) Last: 4/15/22 vs. Cedar Rapids
BB	4	(3x) Last: 8/17/22 vs. San Antonio</

RELIEVERS		ENTRANCE SITUATION			INNING ENTERING THE GAME										INHERITED RUNNERS			1-2-3 INNINGS		
PITCHER		LEAD	TRAIL	TIED	1	2	3	4	5	6	7	8	9	10+	BR INHER.	BR SCORE	% SCORE	TOTAL	POSSIBLE	% 1-2-3
57 Coleman, Dylan	6	5	-	-	-	-	-	-	-	2	1	8	-	-	5	3	60.0%	4	11	36.4%
31 Cox, Austin	-	1	1	-	-	-	2	-	-	-	-	-	-	-	5	3	60.0%	0	4	0.0%
55 Dipoto, Jonah	2	4	1	-	-	-	1	1	1	1	1	1	1	-	3	2	66.7%	2	8	25.0%
37 Kowar, Jackson	6	8	-	-	-	-	-	4	4	2	4	-	-	-	11	6	54.5%	0	16	0.0%
58 Kriske, Brooks	9	9	1	-	-	-	-	2	2	6	4	5	-	-	10	3	30.0%	4	17	23.5%
46 Martinez, Marcelo	2	3	-	-	-	-	2	1	-	2	-	-	-	-	3	3	100.0%	5	10	50.0%
48 McArthur, James	2	2	1	-	-	-	1	2	1	1	-	-	-	-	-	-	-	1	7	14.3%
36 Mengden, Daniel	-	1	-	-	-	-	-	1	-	-	-	-	-	-	-	-	-	-	-	-
41 Núñez, Andrés	5	8	4	-	-	-	2	4	5	3	2	-	1	-	11	1	9.1%	4	16	25.0%
53 Parrish, Drew	1	-	-	-	-	-	1	-	-	-	-	-	-	-	-	-	-	2	3	66.7%
40 Pennington, Walter	5	3	-	-	-	-	1	-	4	2	-	1	-	-	5	2	40.0%	5	9	55.6%
47 Sisk, Evan	6	11	3	-	-	-	-	1	6	7	3	2	1	-	5	3	60.0%	4	15	26.7%
43 Snider, Collin	10	7	1	-	-	-	-	-	3	4	9	2	-	-	5	3	60.0%	3	14	21.4%
Quas, Jose	1	-	-	-	-	-	-	-	-	-	-	1	-	-	-	-	-	0	1	0.0%
Dye, Josh	-	2	1	-	-	-	1	-	-	-	1	-	1	-	1	1	100.0%	1	3	33.3%
Staumont, Josh	2	2	-	-	-	-	-	-	-	-	-	4	-	-	-	-	-	1	4	25.0%
Taylor, Josh	3	2	-	-	-	-	-	-	1	2	1	1	-	-	2	2	100.0%	1	5	20.0%
Weiss, Ryan	4	8	-	-	-	-	-	-	-	4	4	4	-	-	-	-	-	1	11	9.1%
Wittgren, Nick	13	3	1	-	-	-	-	1	2	1	5	8	-	-	9	3	33.3%	8	19	42.1%
		77	79	14	0	0	6	7	16	31	37	41	30	2	75	35	46.7%	46	173	26.6%

STORM CHASERS BULLPEN USAGE (PITCH COUNT, LAST TWO WEEKS)

DAY OF WEEK	TUE	WED	THU	FRI	SAT	SUN	MON	TUE	WED	THU	FRI	SAT	SUN	LAST OMAHA RELIEF APPEARANCE						
DATE	5/23	5/24	5/25	5/26	5/27	5/28	5/29	5/30	5/31	6/1	6/2	6/3	6/4	GAME	IP	H	R	ER	BB	SO
57 Coleman, Dylan		22			27	10		18						TUE 5/30 vs. Memphis	0.2	0	0	0	2	1
55 Dipoto, Jonah		21			45									SAT 5/27 @ St. Paul	1.2	4	3	2	1	1
37 Kowar, Jackson			34			27								SUN 5/28 @ St. Paul, L	1.0	3	4	0	1	1
58 Kriske, Brooks		11			27			10						TUE 5/30 vs. Memphis	0.2	0	0	0	0	2
48 McArthur, James		49				30								SUN 5/28 @ St. Paul	0.0	2	5	5	2	0
36 Mengden, Daniel					30									SAT 5/27 @ St. Paul	0.1	4	6	4	2	0
41 Núñez, Andrés			29											THU 5/25 @ St. Paul, L	1.0	3	4	3	1	2
40 Pennington, Walter (L)		17		16				11						TUE 5/30 vs. Memphis, SV	0.1	1	0	0	1	0
47 Sisk, Evan (L)	35		14		19									SAT 5/27 @ St. Paul	1.0	1	0	0	0	1
43 Snider, Collin	13			27				28						TUE 5/30 vs. Memphis	1.1	0	2	2	3	0

OMAHA STARTING PITCHER SPLITS

PITCHER	GS	W-L	TEAM W-L	R	SUPPORT	SUPPORT/START
60 Heasley, Jonathan	10	1-5	5-5	29	2.90	
53 Parrish, Drew	9	1-2	4-5	31	3.44	
Mayers, Mike	8	2-1	3-5	15	1.88	
31 Cox, Austin	7	2-0	4-3	18	3.00	
50 Castillo, Max	6	0-5	0-6	11	1.83	
Lynch, Daniel	4	2-0	3-1	15	3.75	
36 Mengden, Daniel	2	0-0	2-0	6	3.00	
58 Veneziano, Anthony	2	1-0	1-1	7	3.50	
46 Martinez, Marcelo	1	0-1	0-1	1	1.00	
37 Kowar, Jackson	1	0-1	0-1	1	1.00	
		50		134	2.68	

1st Pitch Strikes

FPS	TBF	% FPS
142	226	62.8%
89	166	53.6%
99	160	61.9%
69	124	55.6%
87	135	64.4%
43	75	57.3%
13	36	36.1%
21	38	55.3%
13	22	59.1%
9	14	64.3%
585	996	58.7%

1-2-3 INNINGS

TOTAL	POSSIBLE	% 1-2-3
12	47	25.5%
9	37	24.3%
9	34	26.5%
12	32	37.5%
10	28	35.7%
6	17	35.3%
1	4	25.0%
2	8	25.0%
2	5	40.0%
0	2	0.0%
63	214	29.4%

OMAHA STARTERS VS. RELIEVERS

STARTERS	RELIEVERS
9-15	W-L
5.92	ERA
223.1	INNINGS
253 (42)	HITS (HR)
153 (147)	R (ER)
100	BB
183	K
1.58	WHIP
.289	AVG
	.273

OMAHA STARTING PITCHER/CATCHER MATCHUPS

	PITCHER	LOGAN PORTER						JAKSON REETZ						FREDDY FERMIN						TOTALS												
		GS	W-L	ERA	IP	ER	BB	SO	GS	W-L	ERA	IP	ER	BB	SO	GS	W-L	ERA	IP	ER	BB	SO	GS	W-L	ERA	IP	ER	BB	SO			
60	Heasley, Jonathan	5	0-4	6.84	26.1	20	7	26	1	0-0	8.37	4.1	4	1	2	4	1-1	10.20	17.2	21	9	16	-	10	1-5	8.38	48.1	45	17	44		
53	Parrish, Drew	4	0-2	7.50	18.0	15	9	12	3	1-0	1.46	12.1	2	12	10	2	0-0	3.86	7.0	3	3	11	-	9	0-2	4.82	37.1	20	24	33		
	Mayers, Mike	-	-	-	-	-	-	-	5	2-0	4.91	22.0	12	11	20	3	0-1	10.50	12	14	6	9	-	8	2-1	6.88	34.0	26	17	29		
31	Cox, Austin	5	1-0	2.57	21.0	6	9	20	2	1-0	0.82	11.0	1	6	9	-	-	-	-	-	-	-	-	7	2-0	1.97	32.0	7	15	29		
50	Castillo, Max	2	0-2	4.66	9.2	6	2	2	2	0-1	4.76	11.1	6	3	7	2	0-2	7.71	9.1	8	5	4	-	6	0-5	5.64	30.1	19	10	13		
	Lynch, Daniel	1	1-0	0.00	6.0	0	0	5	3	1-0	5.25	12.0	7	3	13	-	-	-	-	-	-	-	-	4	2-0	3.50	18.0	7	3	18		
36	Mengden, Daniel	2	0-0	5.87	7.2	5	4	5	-	-	-	-	-	-	-	-	-	-	-	-	-	-	-	2	0-0	5.87	7.2	5	4	5		
58	Veneziano, Anthony	1	0-0	6.00	6.0	4	3	5	1	0-0	22.50	2.0	5	2	1	-	-	-	-	-	-	-	-	2	0-0	10.13	8.0	9	5	6		
46	Martinez, Marcelo	1	0-1	9.00	5.0	5	1	3	-	-	-	-	-	-	-	-	-	-	-	-	-	-	-	1	0-1	9.00	5.0	5	1	3		
37	Kowar, Jackson	-	-	-	-	-	-	-	-	-	-	-	-	-	-	-	-	-	-	-	-	-	-	1	0-1	13.50	2.2	4	4	3		
	Relievers	-	5-5	6.15	86.1	74	53	97	-	3-7	4.54	77.1	39	44	93	-	5-1	4.97	54.1	30	31	57	-	-	-	13-13	5.28	218.0	128	128	247	
	TOTALS	21	8-14	5.76	186.0	119	88	175	17	8-8	4.49	152.1	76	82	155	12	6-6	6.99	103.0	80	58	100	-	50	22-28	5.61	441.1	275	228	430		
		CS/ATT	8/31	PCT	28.57%				CS/ATT	3/19	PCT	16.67%				CS/ATT	3/10	PCT	30.00%				CS/ATT	/		PCT	0.0%					

OMAHA CATCHER PITCHING STATS

CATCHERS	W	L	ERA	GS	SV	IP	H	R	ER	HR	HB	BB	IBB	SO	WHIP	AVG	WP	GDP	TBF	SB	CS	ATT	%CS	PB
14 Logan Porter	8	14	5.76	21	2	186.0	210	136	119	36	14	88	2	175	1.60	.288	7	27	835	23	8	31	25.81%	2
25 Jakson Reetz	8	8	4.49	17	6	152.1	156	87	76	18	11	82	0	155	1.56	.266	12	12	687	16	3	19	15.79%	0
4 Freddy Fermin	6	6	6.99	12	2	103.0	119	85	80	17	8	58	1	100	1.72	.288	9	8	488	7	3	10	30.00%	2

PITCH TIMER VIOLATIONS CALLED ON OMAHA PITCHERS (13)

DATE	PITCHER (# IN '23)	INNING	UMPIRE	COUNT AT CALL	BATTER RESULT (COUNT)	DATE	PITCHER (# IN '23)	INNING	UMPIRE	COUNT AT CALL	BATTER RESULT (COUNT)
1. April 4 vs. Toledo	Marcelo Martinez (1)	▲ 7	Dane Poncsak	0-0	Strikeout Swinging (1-2)	13. May 28 @ St. Paul	Max Castillo (3)	▼ 1	Mike Rains	1-2	Groundout, 3-1 (3-2)
2. April 7 vs. Toledo	Ryan Weiss (1)	▲ 9	Matt Bates	1-0	Walk (3-0)						
3. April 9 vs. Toledo	Max Castillo (1)	▲ 3	Cody Oakes	0-0	Strikeout Swinging (3-2)						
4. April 18 vs. Gwinnett	Mike Mayers (1)	▲ 5	Takahito Matsuda	0-0	Flyout, F7 (1-0)						
5. April 20 vs. Gwinnett	Max Castillo (2)	▲ 4	Ben Phillips	0-0	Walk (3-1)						
6. April 22 vs. Gwinnett	Drew Parrish (1)	▲ 5	Jose Navas	0-0	Walk (3-1)						
7. April 23 vs. Gwinnett	Evan Sisk (1)	▲ 7	Ben Phillips (2)	0-0	Lineout (1-1)						
8. April 27 @ Nashville	Austin Cox (1)	▼ 3	Mark Bass	1-2	Strikeout Swinging (2-2)						
9. April 30 @ Nashville	Andrés Núñez (1)	▲ 9	Mark Bass (2)	2-0	Walk (3-0)						
10. May 4 vs. Louisville	Drew Parrish (2)	▲ 3	Randy Rosenberg	1-1	Walk (3-2)						
11. May 6 vs. Louisville	Daniel Mengden (1)	▲ 3	Louie Krupa	0-0	RBI Single (1-1)						
12. May 10 @ Scranton/WB	Mike Mayers (2)	▼ 3	Raul Moreno	1-1	Strikeout Looking (3-2)						



PLAYER

19 CJ
ALEXANDER

INFIELD/OUTFIELD • L/R • 6'3" • 215 • 7/16/1996 (26)
Traded from Atlanta – 7/11/2022
Drafted by Atlanta – 2018, 20th Round
Born: Merrillville, Indiana • Resides: Surprise, Arizona

16 DAIRON
BLANCO

OUTFIELDER • R/R • 6'0" • 200 • 4/26/1993 (30)
Traded from Oakland – 7/27/2019
Born: Florida, Cuba • Resides: Miami, Florida

3 TUCKER
BRADLEY

OUTFIELDER • L/L • 6'0" • 195 • 5/6/1998 (24)
Signed 6/23/2020 as an Undrafted Free Agent (Georgia)
Born/Resides: Chickamauga, Georgia

12 JOHAN
CAMARGO

INFIELDER • S/R • 6'0" • 205 • 12/13/1993 (30)
Signed 1/25/2023 as a Minor League Free Agent
Born/Resides: Panama City, Panama

17 ANGELO
CASTELLANO

INFIELDER • R/R • 6'0" • 165 • 1/13/1995 (28)
Signed 7/16/2011 as an International Free Agent
Born/Resides: San Diego, Venezuela

6 CLAY
DUNGAN

INFIELDER • L/R • 6'1" • 195 • 6/2/1996 (26)
2019 MLB Draft – Round 9 (Indiana State)
Born: Muncie, Indiana • Resides: Alexandria, Indiana

24 NATE
EATON

INFIELD/OUTFIELD • R/R • 5'11" • 200 • 12/22/1996 (26)
2018 MLB Draft – Round 21 (VMI)
Born/Resides: Chester, Virginia

28 TYLER
GENTRY

OUTFIELDER • R/R • 6'2" • 215 • 2/1/1999 (24)
2020 MLB Draft – Round 3 (Alabama)
Born: Memphis, Tenn. • Resides: Arlington, Tenn.

18 BREWER
HICKLEN

OUTFIELDER • R/R • 6'2" • 220 • 2/9/1996 (27)
2017 MLB Draft – Round 7 (Alabama at Birmingham)
Born/Resides: Huntsville, Alabama

13 NICK
LOFTIN

INFIELD/OUTFIELD • R/R • 6'1" • 200 • 10/6/1995 (26)
2020 MLB Draft – Round 1/32nd Overall (Baylor)
Born: Corpus Christi, Texas • Resides: Surprise, Ariz.

14 LOGAN
PORTER

CATCHER/INFIELD • R/R • 6'0" • 200 • 7/12/1995 (27)
Signed 6/21/2018 as an Undrafted Free Agent (Dixie State)
Born: Phoenix, Texas • Resides: Surprise, Arizona

25 JAKSON
REETZ

CATCHER • R/R • 6'0" • 215 • 1/3/1996 (27)
Signed 12/12/2022 as a Minor League Free Agent
Drafted by Washington – 2014, 3rd Round (Norris HS)
Born: Hickman, Nebraska • Resides: Elkhorn, Nebraska

0 SAMAD
TAYLOR

INFIELD/OUTFIELD • R/R • 5'10" • 160 • 7/11/1998 (24)
Traded from Toronto – 8/2/2022
Drafted by Cleveland – 2013, 10th Round (Corona HS)
Born: Corona, California • Resides: Sioux Falls, South Dakota

QUICK NOTES

- 2023: Appeared in 17 Cactus League games for the Royals and slashed .391/.462/.783 (9-for-23) with 4 XBH (2 HR) and 6 RBI ... has made first 4 starts of his career in RF this season, 4 of his 5 career starts in the OF ... tied for team lead with 17 RBI (9-23, 1-38, 7 HR) ... activated from 7-day IL on 5/28.
- 2022: Began year with Mississippi Braves (AA) in the Southern League, traded with 2 players to KC from Atlanta on 7/1, assigned to NW Arkansas ... in 114 total games, tied 6th in Double-A in RBI (87), tied 10th in HR (25) ... set career highs in games played, 28 (18), HR, RBI and SLG ... finished 2022 in AAA with 10 HR, 10 RBI and 10 SLG ... tied 1st in league in HR (8).
- 2018-21: Played 162 games in the Braves system, between K, A+, A and AA ... slashed .229/.310/.374 (144-for-628) with 14 HR and 66 RBI ... began and ended 2019 in Double-A with Mississippi, spent July in High-A with the Florida Fire Frogs ... played 87 games in Double-A with league-champion Mississippi in 2021.
- 2021: Brother Blaze is prospect in the Diamondbacks system, a 2022 Texas League Postseason All-Star with Amarillo, added to the D-backs' 40-man roster in November 2022.

HIT STREAK:

- 2023: Opened the season, 7-for-14 @ IND with 6 1B and 1 HR ... leads qualified Omaha hitters with .320 average, .447 OBP and .906 OPS ... 5th in the league in OBP this season (.444), leads Minor League Baseball in May with a .557 OBP ... 1st in Minor League baseball with 33 steals (in 37 attempts), stole 4 bases 5/25 @ STP for the first time in his career ... 9 RBI in last 20 games after just 1 in his first 18 games.

- 2022: Played in 107 games for Omaha (AAA) but also appeared in five games with Kansas City from May 19 to June 3 ... slashed .301/.367/.486 (110-for-366) for Omaha and led the team in batting average while stealing a career-high 45 bases in Triple-A, a Storm Chasers single-season record ... made his MLB debut May 20 vs. Minnesota, went 2-for-7 over five games ... in September, slashed .346/.480/.689 (41-for-94) with 12 XBH (7 2B, 2 3B, 3 HR), 23 RBI and 11 SB, led the league in AVG, OBP and hits in the last month.
- 2021: Split the season between NW Arkansas (AA) and Omaha (AAA), slashing a combined .277/.350/.441 (117-for-422) across 117 games with a career-best 41 stolen bases, while hitting 14 home runs and driving in 53 runs ... his 41 steals ranked 12th in MiLB and second in the Royals organization, behind Tyler Tolbert (55).

HIT STREAK: 6 Games (5/23 to 5/30), .500 (11-for-12), 1 2B, 1 HR

ON-BASE BASE STREAK:

- 2023: Appeared in 18 Cactus League games for the Royals and hit .208 (5-for-24) with 1 2B ... opened the season on Omaha's Injured List, activated on 5/16 and went 2-for-3 with a walk in his Chasers debut, did not play between 5/16 and 5/28, has reached base in 11 of 17 plate appearances now (.692).
- 2022: Signed with the Phillies as a free agent on 12/1/2021 and made his third Opening Day roster (first with Philadelphia) ... appeared in 52 games with the Phillies and slashed .237/.297/.316 (26-for-152), missed time with two stints on the 10-day Injured List ... also played 4 games with Lehigh Valley (AAA) and 4 on rehab with Reading (AA), optioned to Triple-A on 7/30 and played in 35 games from Aug. and Sept. to end the season, DFA'd by Philadelphia on 9/25, outrighted off the 40-man on 9/27, a free agent on 10/6.
- 2021: Split the season between Gwinnett Strikers (AAA) and Atlanta, appeared in 15 games for the Braves across seven stints ... led Braves Minor League hitters in hits (126), total bases (215), batting average (.326), slugging percentage (.557) and OPS (.958), while tied for the system lead in triples (4).

ON-BASE BASE STREAK: 11 Games (5/13 to 5/30), .441 (15-for-34), 10 BB, 2 HBP

Ranked by MLB Pipeline as the No. 27 Royals prospect

- 2023: Appeared in 18 Cactus League games for the Royals and slashed .273/.346/.545 (6-for-22) with 2 HR and 6 RBI ... hit first Triple-A HR in 6th inning on 4/12 @ IOW, 2-run HR ... hit pinch-hit 2-run 2B in win on 4/14 and had 3 RBI off the bench in comeback win ... 3-for-3, 2 RBI on his birthday, 5/6 vs. LOU.
- 2022: Spent the entire season with NW Arkansas (AA) and reached base in 90 of 109 games (82.57%), reached base multiple times in team-best 56 games ... 1st on team with 33 multi-hit games ... 2 of 12 home runs this season were grand slams, on 4/23 @ Frisco and 5/12 vs. Wichita, both in 5th inning, first two of his pro career ... reached base at least twice in seven straight games from 7/26 to 8/2 ... homered in three straight games, 8/30 to 9/2 ... season-high 12-game on-base streak from 6/24 to 7/9.
- 2021: Began his professional career splitting the year between Columbia (A) and Quad Cities (A+), .380 OBP ranked fourth among qualified Royals Minor Leagueers.

HIT STREAK:

ON-BASE BASE STREAK: 3 Games (5/21 to 5/27), .250 (3-for-12), 1 BB

- 2023: Appeared in 18 Cactus League games for the Royals and hit .208 (5-for-24) with 1 2B ... opened the season on Omaha's Injured List, activated on 5/16 and went 2-for-3 with a walk in his Chasers debut, did not play between 5/16 and 5/28, has reached base in 11 of 17 plate appearances now (.692).
- 2022: Signed with the Phillies as a free agent on 12/1/2021 and made his third Opening Day roster (first with Philadelphia) ... appeared in 52 games with the Phillies and slashed .237/.297/.316 (26-for-152), missed time with two stints on the 10-day Injured List ... also played 4 games with Lehigh Valley (AAA) and 4 on rehab with Reading (AA), optioned to Triple-A on 7/30 and played in 35 games from Aug. and Sept. to end the season, DFA'd by Philadelphia on 9/25, outrighted off the 40-man on 9/27, a free agent on 10/6.
- 2021: Split the season between Gwinnett Strikers (AAA) and Atlanta, appeared in 15 games for the Braves across seven stints ... led Braves Minor League hitters in hits (126), total bases (215), batting average (.326), slugging percentage (.557) and OPS (.958), while tied for the system lead in triples (4).

HIT STREAK:

ON-BASE BASE STREAK: 4 Games (5/16 to 5/30), .455 (5-for-11), 6 BB

- 2023: Has hits in 21 of 34 games, reached base in his first 9 games of the season ... started 27 of Omaha's last 32 games at shortstop, after playing SS once in his first 7 games and Omaha's first 13 games ... this season in his 13th in the Royals organization, all in the Minors, with 839 games played (175 in Triple-A).
- 2022: In his 11th year as a member of the Royals' organization, began the year with Omaha, but assigned to NW Arkansas (AA) on 8/9 and finished the season with the Nationals ... over 59 games with the Storm Chasers, slashed .218/.318/.316 (38-for-174) while playing six different positions (1B, 2B, 3B, SS, LF & RF) ... made at least 10 starts at each SS (150.2 innings), 3B (121.0 innings) and 1B (115.0 innings) ... snapped 0-for-27 stretch with Nationals on 8/21 vs. San Antonio ... 15-for-67 over last 20 games after hitless streak ended ... played 80th MiLB game (all in Royals system) on 9/15 vs. Frisco, entered as defensive replacement.
- 2011-2023: Has played 803 games in the Royals' minor league system, slashing .232/.311/.312 (.606-for-2610), with 29 HR and 271 RBI ... 2013 Dominican Royals Player of the Year ... 143 games with Omaha between 2021 and 2023, hitting .226 over 80 games in 2021 after an early-season promotion from Double-A.

HIT STREAK:

ON-BASE BASE STREAK:

- 2023: Opened the season on the injured list with a right hamate fracture he suffered in Spring Training, activated from the injured list 5/4 and made his season debut 5/5 ... first hit of the season was a HR in the 3rd inning on 5/9 @ SWB ... has made 6 starts at 2B, 4 at SS, 1 at 3B this year.
- 2022: Spent the entire season with Omaha and tied for 1st on the team in triples (4), while ranking 2nd in games played (127), plate appearances (515) and runs (64), 3rd in doubles (22), total bases (151), stolen bases (17) and walks (47), 4th in hits (94) and 5th in RBI (52) ... made starts at a career-high six positions for the Chasers, including 2B, (62,6), 3B, (40,40), SS (6,6) and his first professional appearances in the outfield: in LF (13 G), CF (1 G) and RF (2 G).
- 2021: Spent the entire season with NW Arkansas (AA), playing in 108 of the team's 119 regular season games, including 104 starts as the leadoff hitter ... led the Nationals in games played, at-bats (444), runs scored (74) and hits (128) ... led off of the team with a hit 32 times, including 10 of his last 19 regular season games.

HIT STREAK:

ON-BASE BASE STREAK:

- 2023: Made his first Opening Day roster this season with Kansas City, but has hit .058 (3-for-52) in 24 games over two stints with Royals ... optioned to Omaha 4/24, recalled 5/5, optioned again 5/24 ... threw a scoreless inning 4/10 @ TEX, allowed 2 hits and struck out 1, fastball sat 91-95 ... after opening 0-for-25 with KC, had hits in first 2 AB's with OMA, HR in first AB – solo HR in 2nd inning 4/27 @ NAS ... has hits in 6 of 9 games with Omaha, with FIVE 2-hit games.
- 2022: Split time in the Minor Leagues between Double-A and Omaha (AAA) but also appeared in 44 games with Kansas City over three separate stints with the Royals: 7/14-17, 8/4-22 and 9/1 through the end of the regular season ... opened the year in Double-A and made his MLB debut July 14 ... led the majors with a 38.1 mph arm strength for the 2nd straight year, saw time at five positions in the Minors (SS, 3B, LF, CF and RF), played in the OF for 27 of his first 29 games, then played 3B for 12 of his last 15 games.
- 2021: Began the season with Quad Cities (A+) and played 70 games for the River Bandits, led the team in stolen bases (23) and played in the Arizona Fall League.

HIT STREAK: 2 Games (5/28 to 5/30), .375 (3-for-8), 1 3B

ON-BASE BASE STREAK: 2 Games (5/28 to 5/30), .375 (3-for-8)

Ranked by MLB Pipeline as the No. 7 Royals prospect ... Ranked by Baseball America as the No. 7 Royals prospect

- 2023: Has reached base in 38 of 46 games so far this season ... 2nd on team with 11 doubles and 22 walks, 3rd with 22 RBI ... hit first Triple-A HR in 6th inning on 4/5 vs. TOL, 3-run HR ... batting .264 (23-for-87) with a .711 OPS in 22 May games after hitting .198 (17-for-86) with a .667 OPS in 23 April games.
- 2022: Named Kansas City's George Brett Award winner (top position player in the organization and NW Arkansas (AA) ... began season in Quad Cities (A+), assigned to NW Arkansas 6/14 ... ranked 8th in MiLB in batting average (.326) ... Royals org leader in AVG (.326), SLG (.542) and OPS (.964), 2nd in OBP (.422) ... drove in at least one run in 36 of 73 games since joining the Nationals, reached base in 64 of 73 games (87.67%) ... reached in 28 Major League games, 7/30 to 9/3, with 485 OBP.
- 2021: Spent his first pro season in Quad Cities (A+), played everyday for the first two months of the season ... placed on the 7-day injured list on 7/14 and then the 60-day IL 8/2.

HIT STREAK: 2 Games (5/28 to 5/30), .625 (5-for-8), 1 2B, 1 HR

ON-BASE BASE STREAK: 6 Games (5/23 to 5/30), .292 (7-for-2024 2 BB, 1 HBP)

- 2023: Began the season on the 7-day Injured list (right elbow strain) ... activated 4/25 and came off the bench to play CF @ NAS, made first start 4/26 ... first 2 hits of the season were both doubles, 4/30 @ NAS ... hit first HR of the year as go-ahead homer in 9th inning on 5/14, hit Omaha's longest HR of the year (443 feet) on 5/18 vs. TOL ... has played in 24 of Omaha's 31 games since he activated, with 11 starts at DH.
- 2022: Played in 130 games for Omaha (AAA) and was named the Royals Triple-A Player of the Year but also appeared in six games with Kansas City over two separate stints with the Royals: May 26-30 and July 14-17 ... contract was selected by KC May 26 and made his major league debut that night in Minnesota, starting in CF ... reached base in 34 straight games between 7/26 and 9/2 ... set career highs in 2B (30), HR (28), RBI (85) and R (135) ... finished just two homers shy of a 30/30/30 season (HR/SB/2B).
- 2021: Spent the entire year with NW Arkansas (AA), led all Double-A hitters with 40 steals, tied 13th in all of the Minors ... homered twice in the AA-Central Championship Series.

HIT STREAK:

ON-BASE BASE STREAK:

Ranked by MLB Pipeline as the No. 4 Royals prospect ... Ranked by Baseball America as the No. 8 Royals prospect

- 2023: Leads team with 38 RBI this season, which ranks tied 6th in the league ... 27 of them over 23 games in May ... hitting .341 (31-for-91) with a .991 OPS in May after hitting .220 (81-for-82) with a .646 OPS in April ... 11.5% strikeout rate is the 2nd-lowest among qualified Royals Minor League hitters and 3rd of 130 qualified hitters in the league.
- 2022: Began the season in NW Arkansas (AA) and reached in 76 of 88 games ... played at least 3 games at 5 positions with the Nationals (2B, 3B, SS, LF, CF) ... called up to Omaha on 8/9 and played 38 games for the Storm Chasers, slashed .216/.280/.359 (33-for-153) with 5 HR and 19 RBI.
- 2021: Spent his first pro season with Quad Cities (A+), won the High-A East Central batting title with a .289 average hit for the cycle on 8/1, going 5-for-6 with a walk-off HR.

HIT STREAK: 12 Games (5/16 to 5/30), .417 (20-for-48), 4 2B, 3 HR

ON-BASE BASE STREAK: 16 Games (5/10 to 5/30), .349 (22-for-63), 10 BB

- 2023: 6 HR in 17 games in April, but 1 in 22 games in May ... has reached base in 31 of 39 games played with hits in 25 games ... had hits in his first 7 games played and reached base in his first 11 games this season ... hit the 3rd two-base game of career on 4/5 vs. Toledo.
- 2022: Began the season in NW Arkansas (AA) and reached in 66 of 77 games, reached multiple times in 49 games ... assigned to Omaha (AAA) on 8/9 and finished season with Storm Chasers, appeared in 35 games (33 at 1B and hit .301 (34-for-113) with 3 HR and 17 RBI ... combining numbers between Nationals and Chasers, ranked 3RD IN MiLB IN ON-BASE PERCENTAGE (.442) ... combining his AA & AAA numbers, was the Royals system leader in OBP (.442), 2nd in OPS (.918), 3rd in batting average (.301).
- 2021: Spent the season with Quad Cities (A+) and slashed .247/.368/.451 (62-for-257) in 77 games system ... named a High-A Central post-season All-Star at catcher.
- 2020: Grew up down the street from Surprise Stadium, was a dubbie for the AZL Royals the summer of 2011 while in high school, also caught bullpens for the team.

HIT STREAK:

ON-BASE BASE STREAK: 5 Games (5/24 to 5/30), .238 (5-for-21), 1 BB, 1 HBP

- 2023: Hit his first professional grand slam in 5th inning on 4/1 @ IND ... 9 of his last 16 hits have been doubles, 13 of 21 hits this season are XBH (7 singles, 9 doubles, 4 homers).
- 2022: Signed with Milwaukee in December 2021 and after beginning the year with Biloxi (AA), earned a mid-July promotion to Nashville AAA and ended the year with Omaha (AAA) ... across the three teams, slashed .264/.359/.575 (97-for-364) over 104 games, with 30 HR and 82 RBI ... 25 HR in the Brewers system led all hitters in the organization ... despite playing just 62 games with the Shuckers, named the Double-A Southern League's Most Valuable Player and the league's Postseason All-Star at catcher.
- 2014-2021: Over 7 Minor League seasons, played 472 games in the Washington Nationals organization and made his MLB debut with the Nationals in July 2021 ... in 2019, was named a Carolina League midseason All-Star and MiLB Organizational All-Star for the Nationals ... named a Baseball America Rookie All-Star in 2014, playing for the GCL Nationals.

HIT STREAK: 4 Games (5/23 to 5/28), .462 (6-for-13), 1 2B, 1 HR

ON-BASE BASE STREAK: 4 Games (5/23 to 5/28), .462 (6-for-13), 3 BB

Ranked by MLB Pipeline as the No. 20 Royals prospect ... Ranked by Baseball America as the No. 24 Royals prospect

- 2023: Has 19 multi-hit games of 49 games played this season & hits in 36 of 49 games ... has reached base in 42 of 49 games ... has hit 1st in order in 37 of 49 games he's played (of Omaha's 50), a 319 hitter (23-for-72) with .430 OBP leading off innings ... 5th in the league with 39 runs, tied 8th with 58 hits ... tied 3rd in Triple-A and tied 8th in MiLB in steals (26) ... stole 4 bases on 5/4 vs. LOU, 3 on 5/26 @ STP.
- 2022: Began the season in the Blue Jays organization with Buffalo (AAA) and appeared in 70 games before being acquired by Kansas City at the 2022 Trade Deadline with RHP Max Castillo in exchange for Whit Merrifield, but did not play the rest of the season due to a pre-existing injury (left oblique strain) ... stole 9 bases in 21 games for the Surprise Saguaros in the Arizona Fall League after the conclusion of the Minor League season ... added to KC 40-man roster on 11/10/22 ... traded from CLE to TOR on 7/31/2017.

HIT STREAK: 42 Games (5/28 to 5/30), .200 (2-for-10), 2 2B

ON-BASE BASE STREAK: 16 Games (5/12 to 5/30), .302 (19-for-63), 12 BB, 2 HBP

CAREER HIGHS

H	3	(17x) Last: 4/8/23 vs. Toledo
R	4	8/17/22 vs. San Antonio
HR	2	(5x) Last: 8/11/22 @ Arkansas
RBI	6	(2x) Last: 8/5/22 vs. Tulsa
BB	3	(2x) Last: 7/2/18 vs. Bristol
SB	2	(2x) Last: 5/26/22 @ Pensacola
H	5	(2x) Last: 9/15/22 @ Columbus
R	3	(11x) Last: 9/15/22 @ Columbus
HR	2	5/23/19 @ Amarillo
RBI	4	(4x) Last: 9/15/22 @ Columbus
BB	3	(3x) Last: 8/29/21 @ Iowa
SB	5	5/25/23 @ St. Paul
H	3	(18x) Last: 5/6/23 vs. Louisville
R	3	(5x) Last: 9/2/22 @ Tulsa
HR	2	8/10/21 vs. Beloit
RBI	5	6/24/21 @ Beloit
BB	3	(3x) Last: 9/3/22 @ Tulsa
SB	3	7/9/22 vs. Tulsa
H	5	5/28/14 vs. West Virginia
R	4	5/7/21 @ Charlotte
HR	2	5/8/21 @ Charlotte
RBI	5	6/19/18 @ TORONTO
BB	3	(6x) Last: 9/2/21 vs. Memphis
SB	2	(2x) Last: 5/10/14 vs. Asheville
H	4	(5x) Last: 8/18/17 vs. Asheville
R	4	6/26/16 @ Grand Junction
HR	2	7/19/19 @ Amarillo
RBI	5	7/17/22 @ Rochester
BB	3	(4x) Last: 8/2/17 vs. West Virginia
SB	2	7/13/16 vs. Helena
H	6	6/23/19 vs. Billings
R	4	9/3/19 vs. Missoula
HR	2	6/26/22 vs. Columbus
RBI	4	(3x) Last: 6/28/22 @ St. Paul
BB	3	5/7/22 vs. Columbus
SB	3	(2x) Last: 8/8/21 @ Arkansas
H	4	(8x) Last: 9/3/22 @ DETROIT
R	3	(20x) Last: 4/30/23 @ Nashville
HR	2	(2x) Last: 7/10/22 vs. Toledo
RBI	4	(6x) Last: 6/22/22 vs. Columbus
BB	4	7/29/18 @ Ogden
SB	3	(2x) Last: 5/26/23 @ St. Paul
H	4	(2x) Last: 5/30/23 vs. Memphis
R	4	(2x) Last: 7/17/22 @ Corpus Christi
HR	2	(2x) Last: 6/29/22 @ Amarillo
RBI	6	6/2/21 vs. Beloit
BB	3	(6x) Last: 4/20/23 vs. Gwinnett
SB	1	(17x) Last: 5/7/23 vs. Louisville
H	4	(4x) Last: 5/25/22 @ Louisville
R	4	8/21/19 vs. Salem
HR	3	8/22/19 vs. Salem
RBI	5	(2x) Last: 8/24/21 vs. Springfield
BB	3	(3x) Last: 6/20/19 vs. Frederick
SB	3	(5x) Last: 4/22/22 @ Memphis
H	5	8/1/21 vs. South Bend
R	4	(2x) Last: 7/15/22 @ Corpus Christi
HR	1	(36x) Last: 5/30/23 vs. Memphis
RBI	5	4/22/22 @ Frisco
BB	3	(4x) Last: 8/5/22 vs. Tulsa
SB	2	(2x) Last: 6/10/22 @ Tulsa
H	4	8/6/19 @ Johnson City
R	3	(4x) Last: 8/1/21 vs. South Bend
HR	2	(3x) Last: 4/5/23 vs. Toledo
RBI	4	(2x) Last: 8/10/21 vs. Beloit
BB	3	(5x) Last: 4/14/23 @ Iowa
SB	1	8/10/21 vs. Beloit
H	3	(19x) Last: 4/1/23 @ Indianapolis
R	3	(8x) Last: 5/29/22 vs. Montgomery
HR	2	(7x) Last: 7/8/22 @ Montgomery
RBI	5	(4x) Last: 4/1/23 @ Indianapolis
BB	3	(4x) Last: 5/29/22 vs. Montgomery
SB	1	(24x) Last: 4/27/23 @ Nashville
H	4	(4x) Last: 6/15/22 @ Lehigh Valley
R	4	6/8/21 @ Portland
HR	2	(4x) Last: 6/21/22 vs. St. Paul
RBI	5	(2x) Last: 6/21/22 vs. St. Paul
BB	4	4/16/22 @ Rochester
SB	4	(2x) Last: 5/4/23 vs. Louisville

SO NICE, THEY DID IT TWICE (OR MORE)	MULTI-HIT GAMES					MULTI-RUN GAMES					MULTI-RBI GAMES					MULTI-BB GAMES					MULTI-K GAMES					MULTI-SB GAMES				
	2	3	4	5+	T	2	3	4	5+	T	2	3	4	5+	T	2	3	4	5+	T	2	3	4	5+	T	2	3	4	5+	T
19 Alexander, CJ	5	2	-	-	7	3	1	-	-	4	2	-	-	-	2	-	-	-	-	-	12	1	-	-	13	-	-	-	-	-
16 Blanco, Dairon	7	4	-	-	11	8	-	-	-	8	2	-	-	-	2	4	1	-	-	5	2	2	-	-	4	5	1	1	-	7
3 Bradley, Tucker	4	2	-	-	6	3	1	-	-	4	2	2	-	-	4	4	-	-	-	4	1	-	1	-	2	2	-	-	-	2
12 Camargo, Johan	2	-	-	-	2	-	-	-	-	-	-	-	-	-	-	2	-	-	-	2	-	-	-	-	-	-	-	-	-	-
17 Castellano, Angelo	5	-	-	-	5	4	-	-	-	4	3	1	-	-	4	2	1	-	-	3	4	1	-	-	5	-	-	-	-	-
6 Dungan, Clay	1	-	-	-	1	-	1	-	-	1	1	-	-	-	1	1	-	-	-	1	2	-	-	-	2	-	-	-	-	-
24 Eaton, Nate	5	-	-	-	5	1	1	-	-	2	2	-	-	-	2	-	-	-	-	-	2	-	-	-	2	1	1	-	-	2
Fermin, Freddy	1	1	1	-	3	3	1	-	-	4	2	1	-	-	1	4	2	1	-	-	3	2	-	-	2	-	-	-	-	-
Garcia, Maikel	4	1	-	-	5	2	-	-	-	2	2	2	-	-	4	3	1	-	-	4	2	1	-	-	3	-	-	-	-	-
28 Gentry, Tyler	10	1	1	-	12	2	2	-	-	4	3	2	-	-	5	2	1	-	-	3	5	4	-	-	9	-	-	-	-	-
18 Hicklen, Brewer	4	-	-	-	4	2	-	-	-	2	1	1	-	-	2	2	-	-	-	2	6	-	-	-	6	-	-	-	-	-
Jenista, Greyson	-	-	-	-	-	-	-	-	-	-	-	-	-	-	-	-	-	-	-	-	2	-	-	-	2	-	-	-	-	-
13 Loftin, Nick	10	3	1	-	14	4	-	-	-	4	4	7	1	-	12	-	-	-	-	-	4	-	-	-	4	-	-	-	-	-
Lopez, Nicky	1	-	-	-	1	-	-	-	-	-	-	-	-	-	-	1	-	-	-	1	-	-	-	-	-	-	-	-	-	-
14 Porter, Logan	8	2	-	-	10	4	-	-	-	4	3	1	-	-	4	3	1	-	-	4	11	5	-	-	16	-	-	-	-	-
Pratto, Nick	-	1	-	-	1	1	-	-	-	1	2	-	-	-	2	3	-	-	-	3	2	1	-	-	3	-	-	-	-	-
25 Reetz, Jakson	4	1	-	-	5	-	-	-	-	-	1	-	-	-	1	2	2	-	-	2	3	2	1	-	6	-	-	-	-	-
Reyes, Framil	1	-	-	-	1	1	-	-	-	1	1	-	-	-	1	-	-	-	-	-	1	1	-	-	2	-	-	-	-	-
0 Taylor, Samad	16	3	-	-	19	7	2	-	-	9	7	2	-	-	9	5	1	-	-	6	11	1	-	-	12	2	2	1	-	5
Waters, Drew	1	-	3	-	4	2	2	-	-	4	1	1	-	-	2	1	-	-	-	1	1	2	-	-	3	-	-	-	-	-
	84	20	5	0	109	45	10	0	0	55	36	20	1	2	59	34	7	0	0	41	70	22	2	0	94	10	4	2	0	16

		HITTING STREAKS										ON-BASE STREAKS											
PLAYER	CURRENT	LONGEST	DATES/RESULTS								CURRENT	LONGEST	DATES/RESULTS										
			START	END	AVG	2B	3B	HR	RBI	OPS			START	END	AVG	2B	HR	BB	HBP	OBP			
19 Alexander, CJ	-	5	4/29	5/6	.278 (5-18)	1	0	0	3	.611	-	7	5/11	5/19	.250 (7-28)	2	3	3	0	.313			
16 Blanco, Dairon	6	6	5/23	5/30	.500 (11-22)	1	0	1	3	1.242	11	11	5/13	5/30	.441 (15-34)	1	1	10	2	.587			
3 Bradley, Tucker	-	3	4/6	4/8	.500 (4-8)	0	1	0	0	1.417	3	5	4/6	4/12	.364 (8-22)	3	3	1	0	.391			
12 Camargo, Johan	-	3	5/16	5/28	.556 (5-9)	0	0	1	1	1.581	4	4	5/16	5/30	.455 (5-11)	0	1	6	0	.647			
17 Castellano, Angelo	-	3 (3x)	5/16	5/19	.455 (5-11)	1	0	1	4	1.356	-	9	4/1	4/19	.320 (8-25)	2	2	6	0	.438			
6 Dungan, Clay	-	3	5/12	5/17	.444 (4-9)	1	0	0	2	1.171	-	6	5/5	5/17	.313 (5-16)	1	1	6	1	.522			
24 Eaton, Nate	2	3	4/29	5/2	.417 (5-12)	2	0	0	1	1.083	2	5	4/27	5/2	.368 (7-19)	2	1	3	0	.455			
28 Gentry, Tyler	2	5	4/5	4/9	.350 (7-20)	1	0	1	6	.967	6	9 (2x)	4/12	4/23	.167 (5-30)	1	1	9	2	.390			
18 Hicklen, Brewer	-	3	5/13	5/18	.455 (5-11)	1	0	2	5	1.591	-	6	4/30	5/7	.190 (4-21)	2	0	5	0	.346			
13 Loftin, Nick	12	12	5/16	5/30	.417 (20-48)	4	0	3	18	1.170	16	16	5/10	5/30	.349 (22-63)	5	3	10	0	.427			
14 Porter, Logan	-	7	4/1	4/12	.370 (10-27)	2	0	4	7	1.268	4	11	4/1	4/20	.333 (13-39)	4	5	6	0	.413			
25 Reetz, Jakson	4	6	4/23	5/7	.350 (7-20)	4	0	2	4	1.285	4	6	4/23	5/7	.350 (7-20)	4	2	2	1	.435			
0 Taylor, Samad	2	7	5/12	5/19	.400 (12-30)	3	0	2	8	1.186	16	16	5/12	5/30	.302 (19-63)	6	2	12	2	.429			
BOLD indicates longest streak in 2023 among active players											Italics indicates longest personal streak is active												

BOLD indicates longest streak in 2023 among active players

Italics indicates longest personal streak is active

PITCHES/PLATE APPEARANCE & PLATE APPEARANCE DEPTH									PINCH-HITTING LOG (9)					
PLAYER	AVG. P/PA	TOTAL PA	TOTAL P	LONGEST PA (#)	DATE	INN.	PITCHER	RESULT	#	DATE	INNING	PINCH HITTER	HITTING FOR	RESULT
19 Alexander, CJ	4.05	136	551	8 (4x)	5/18 vs. TOL	▼ 1	Brenan Hanifee	Flyout (F9)	1.	4/5 vs. Toledo	▼ 9	CJ Alexander	Angelo Castellano	Fielder's Choice (4-6)
16 Blanco, Dairon	3.63	158	574	10 (2x)	5/13 @ SWB	▲ 2	Tanner Tully	Walk	2.	4/14 @ Iowa	▲ 8	Tucker Bradley	Angelo Castellano	2-RBI Double
3 Bradley, Tucker	3.93	100	393	10	4/29 @ NAS	▲ 3	Robert Stock	Groundout (4-3)	3.	4/18 vs. Gwinnett	▼ 9	Tucker Bradley	Angelo Castellano	Strikeout Looking
12 Camargo, Johan	4.82	17	82	8	5/30 vs. MEM	▼ 5	Connor Thomas	Walk	4.	4/29 @ Nashville	▲ 8	Logan Porter	CJ Alexander	Strikeout Swinging
17 Castellano, Angelo	4.11	136	559	10	4/18 vs. GWN	▼ 3	Michael Soroka	Strikeout Swinging	5.	5/7 vs. Louisville	▼ 9	CJ Alexander	Angelo Castellano	Groundout (4-3)
6 Dungan, Clay	4.30	44	189	9 (2x)	5/17 vs. TOL	▼ 3	Seth Elledge	Walk	6.	5/10 @ Scranton/WB	▲ 8	CJ Alexander	Angelo Castellano	Strikeout Swinging
24 Eaton, Nate	4.25	44	187	10	4/29 @ NAS	▲ 7	Pedro Fernandez	Flyout (F9)	7.	5/12 @ Scranton/WB	▲ 8	Brewer Hicklen	Tucker Bradley	Flyout (F9)
28 Gentry, Tyler	4.22	215	908	9	5/5 vs. LOU	▼ 7	Hunter Strickland	Flyout (F8)	8.	5/20 vs. Toledo	▼ 9	Tucker Bradley	Angelo Castellano	Strikeout Swinging
18 Hicklen, Brewer	3.81	88	335	7 (5x)	5/25 @ STP	▲ 8	Oliver Ortega	Walk	9.	5/27 @ St. Paul	▲ 7	Clay Dungan	Samad Taylor	Groundout, 6-3
13 Loftin, Nick	3.33	196	652	8 (2x)	4/14 @ IOW	▲ 8	Manuel Rodriguez	Groundout (3-1)	10.					
14 Porter, Logan	4.12	162	668	8 (8x)	5/24 @ STP	▲ 3	Brent Headrick	Walk	11.					
25 Reetz, Jakson	3.95	82	324	13	4/21 vs. GWN	▼ 2	Allan Winans	Strikeout Swinging	12.					
0 Taylor, Samad	3.95	238	940	9	4/25 @ NAS	▲ 1	Robert Gasser	Strikeout Looking	13.					
	3.94	1,616	6,362											
Omaha Pinch Hitters: 1-for-9, 2B, 2 RBI, 4 K														

Omaha Pinch Hitters: 1-for-9, 2B, 2 RBI, 4 K

Most-Used Pinch Hitter:
CJ Alexander & Tucker Bradley (3x)

Most Frequently Pinch-Hit For:
Angelo Castellano (6x)

PITCH TIMER VIOLATIONS CALLED ON OMAHA HITTERS (1)

DATE	INNING	UMPIRE	HITTER	COUNT AT CALL	BATTER RESULT (COUNT)
1. April 12 @ Iowa	▲ 9	Tom Hanahan	Samad Taylor (1)	0-1	Single (0-2)
2.					
3.					
4.					
5.					
6.					
7.					

HR #	PLAYER (SEASON #)	GM # – DATE	OPPONENT	PITCHER	PITCH TYPE	DIRECTION	ON BASE	INNING	OUTS	COUNT	SCORE	FINAL	DISTANCE	EXIT VELO	LAUNCH ANGLE
1.	Logan Porter (1)	2 – April 1	@ Indianapolis	Caleb Smith (L)	4-seam FB	LF	0	▲4	1	2-2	3-0	W, 12-1	417 ft	106.6 mph	32°
2.	Jakson Reetz (1)	2 – April 1	@ Indianapolis	Caleb Smith (L)	Slider	LF	3	▲5	2	2-1	8-0	W, 12-1	408 ft	103.9 mph	25°
3.	Dairon Blanco (1)	3 – April 2	@ Indianapolis	Mike Burrows	4-seam FB	LCF	0	▲5	2	3-2	1-3	W, 8-3	411 ft	105.2 mph	23°
4.	Samad Taylor (1)	3 – April 2	@ Indianapolis	J.C. Flowers	4-seam FB	LF	0	▲8	0	2-1	2-3	W, 8-3	334 ft	104.5 mph	22°
5.	Nick Loftin (1)	3 – April 2	@ Indianapolis	Daniel Zamora (L)	4-seam FB	LF	2	▲8	1	1-2	5-3	W, 8-3	362 ft	97.2 mph	29°
6.	Maikel Garcia (1)	4 – April 4	vs. Toledo	Alex Faedo	4-seam FB	RF	0	▼1	1	2-1	1-0	L, 9-2	349 ft	94.3 mph	35°
7.	Tyler Gentry (1)	5 – April 5	vs. Toledo	Tyler Holton (L)	Cutter	CF	2	▼6	0	2-0	3-1	L, 7-6	417 ft	106.5 mph	27°
8.	Logan Porter (2)	5 – April 5	vs. Toledo	Tyler Holton (L)	Slider	LF	0	▼6	0	3-1	4-1	L, 7-6	346 ft	103.3 mph	37°
9.	Logan Porter (3)	5 – April 5	vs. Toledo	Matt Wisler	4-seam FB	RCF	0	▼8	0	2-2	5-6	L, 7-6	364 ft	94.7 mph	34°
10.	Nick Loftin (2)	6 – April 6	vs. Toledo	Brenan Haniffee	Slider	LCF	0	▼2	0	2-2	1-1	L, 8-5	401 ft	101.8 mph	32°
11.	CJ Alexander (1)	6 – April 6	vs. Toledo	Brenan Haniffee	Sinker	CF	0	▼4	1	2-2	3-6	L, 8-5	409 ft	101.1 mph	35°
12.	Logan Porter (4)	7 – April 7	vs. Toledo	Reese Olson	4-seam FB	LF	0	▼3	0	3-2	5-2	W, 9-4	395 ft	104.3 mph	45°
13.	Freddy Fermin (1)	8 – April 8	vs. Toledo	Will Vest	Slider	CF	3	▼3	2	0-0	6-1	W, 13-8	401 ft	102.1 mph	42°
14.	Angelo Castellano (1)	8 – April 8	vs. Toledo	Will Vest	4-seam FB	LCF	1	▼4	0	2-0	8-1	W, 13-8	401 ft	102.8 mph	33°
15.	Freddy Fermin (2)	8 – April 8	vs. Toledo	Ashton Goudeau	Changeup	CF	1	▼5	0	1-1	10-1	W, 13-8	428 ft	105.9 mph	28°
16.	CJ Alexander (2)	8 – April 8	vs. Toledo	Ashton Goudeau	Changeup	LF	0	▼7	0	1-0	11-8	W, 13-8	351 ft	92.4 mph	43°
17.	Angelo Castellano (2)	9 – April 9	vs. Toledo	Alex Faedo	4-seam FB	LF	0	▼3	1	0-0	1-0	L, 8-2	373 ft	98.0 mph	25°
18.	Samad Taylor (2)	10 – April 11	@ Iowa	Roenis Elias (L)	4-seam FB	CF	2	▲5	2	0-2	3-9	L, 9-6	405 ft	100.9 mph	25°
19.	Freddy Fermin (3)	10 – April 11	@ Iowa	Brandon Hughes (L)	4-seam FB	LF	1	▲6	2	0-1	6-9	L, 9-6	398 ft	100.3 mph	33°
20.	CJ Alexander (3)	11 – April 12	@ Iowa	Riley Thompson	Changeup	RF	0	▲2	0	1-0	2-1	W, 10-6	394 ft	104.3 mph	24°
21.	Tyler Gentry (2)	11 – April 12	@ Iowa	Riley Thompson	Slider	LF	0	▲3	2	1-2	3-1	W, 10-6	393 ft	103.3 mph	26°
22.	Tucker Bradley (1)	11 – April 12	@ Iowa	Rowan Wick	4-seam FB	RCF	1	▲6	2	1-1	7-3	W, 10-6	392 ft	98.2 mph	29°
23.	Nick Loftin (3)	11 – April 12	@ Iowa	Anthony Kay (L)	Slider	CF	0	▲8	0	2-1	8-6	W, 10-6	420 ft	104.3 mph	28°
24.	Nick Loftin (4)	12 – April 13	@ Iowa	Nick Neidert	4-seam FB	LF	0	▲4	2	3-2	1-11	L, 14-1	370 ft	100.4 mph	38°
25.	Nick Pratto (1)	15 – April 19	vs. Gwinnett	Beau Burrows	Slider	CF	0	▼2	0	1-2	1-1	L, 6-2	399 ft	100.2 mph	26°
26.	Logan Porter (5)	15 – April 19	vs. Gwinnett	Beau Burrows	Slider	LF	0	▼4	1	1-2	2-3	L, 6-2	350 ft	94.9 mph	50°
27.	CJ Alexander (4)	17 – April 21	vs. Gwinnett	Allan Winans	Changeup	RF	0	▼2	2	0-0	1-1	L, 7-3	395 ft	96.2 mph	37°
28.	Nick Pratto (2)	18 – April 22	vs. Gwinnett	Dylan Dodd (L)	Changeup	RF	1	▼1	2	3-1	2-0	L, 5-2	350 ft	88.4 mph	39°
29.	Nate Eaton (1)	22 – April 27	@ Nashville	Janson Junk	Sweeper	LF	0	▲2	2	2-2	1-0	W, 2-1	403 ft	103.0 mph	32°
30.	Freddy Fermin (4)	24 – April 29	@ Nashville	Robert Stock	4-seam FB	RCF	2	▲1	1	3-1	4-0	L, 6-5 (10)	381 ft	104.3 mph	23°
31.	Tyler Gentry (3)	25 – April 30	@ Nashville	Robert Gasser (L)	4-seam FB	LF	1	▲3	2	1-0	2-1	W, 10-6	391 ft	100.6 mph	33°
32.	Logan Porter (6)	25 – April 30	@ Nashville	Robert Gasser (L)	Slider	LF	0	▲4	0	2-1	3-1	W, 10-6	389 ft	102.3 mph	29°
33.	Freddy Fermin (5)	25 – April 30	@ Nashville	Robert Gasser (L)	Changeup	LF	0	▲5	1	2-0	5-1	W, 10-6	368 ft	94.8 mph	35°
34.	Nick Loftin (5)	28 – May 4	vs. Louisville	Silvino Bracho	Slider	LF	0	▼7	0	0-0	8-11	L, 12-10	365 ft	101.1 mph	19°
35.	Jakson Reetz (2)	29 – May 5	vs. Louisville	Brandon Williamson (L)	4-seam FB	LF	1	▼2	1	0-0	2-1	W, 6-2	346 ft	100.2 mph	27°
36.	Nick Loftin (6)	29 – May 5	vs. Louisville	Brandon Williamson (L)	Slider	CF	0	▼6	0	0-0	3-1	W, 6-2	395 ft	105.6 mph	24°
37.	Angelo Castellano (3)	30 – May 6	vs. Louisville	Ryan Nutof	Curveball	LF	1	▼7	2	2-2	8-8	W, 11-9	376 ft	95.2 mph	29°
38.	Jakson Reetz (3)	31 – May 7	vs. Louisville	Andrew Abbott (L)	Changeup	LF	0	▼4	1	2-0	1-0	L, 4-3	426 ft	104.4 mph	32°
39.	Franmil Reyes (1)	31 – May 7	vs. Louisville	Andrew Abbott (L)	Curveball	LCF	1	▼5	2	3-2	3-0	L, 4-3	389 ft	100.8 mph	29°
40.	Clay Dungan (1)	32 – May 9	@ Scranton/WB	Mitch Spence	4-seam FB	RCF	0	▲3	0	1-00	2-2	L, 14-2	388 ft	104.0 mph	28°
41.	Dairon Blanco (2)	33 – May 10	@ Scranton/WB	Luis Severino	Changeup	LF	0	▲3	0	0-1	1-1	L, 4-3	377 ft	99.6 mph	24°
42.	CJ Alexander (5)	34 – May 11	@ Scranton/WB	Colten Brewer	Slider	CF	0	▲9	0	1-1	3-1	W, 4-3 (11)	422 ft	106.4 mph	23°
43.	CJ Alexander (6)	36 – May 13	@ Scranton/WB	Greg Weissert	Sweeper	RF	0	▲6	1	0-0	4-3	L, 8-6	377 ft	102.7 mph	39°
44.	CJ Alexander (7)	37 – May 14	@ Scranton/WB	Mitch Spence	4-seam FB	RCF	0	▲2	0	3-2	1-1	W, 6-3	416 ft	109.9 mph	24°
45.	Brewer Hicklen (1)	37 – May 14	@ Scranton/WB	D.J. Snelten (L)	Changeup	LF	0	▲9	0	2-1	4-3	W, 6-3	344 ft	109.5 mph	25°
46.	Samad Taylor (3)	37 – May 14	@ Scranton/WB	D.J. Snelten (L)	4-seam FB	RCF	1	▲9	2	3-1	6-3	W, 6-3	346 ft	95.2 mph	29°
47.	Samad Taylor (4)	39 – May 17	vs. Toledo	Zach Logue (L)	4-seam FB	RCF	1	▼1	0	0-1	2-1	W, 16-8	372 ft	100.0 mph	30°
48.	Logan Porter (7)	39 – May 17	vs. Toledo	Zach Logue (L)	4-seam FB	LF	1	▼1	0	0-0	4-1	W, 16-8	401 ft	102.3 mph	38°
49.	Angelo Castellano (4)	39 – May 17	vs. Toledo	Miguel Del Pozo (L)	4-seam FB	LF	1	▼5	2	1-0	10-5	W, 16-8	385 ft	99.2 mph	26°
50.	Brewer Hicklen (2)	40 – May 18	vs. Toledo	Miguel Diaz	Sinker	LCF	2	▼8	0	2-0	9-0	W, 9-0	443 ft	108.4 mph	32°
51.	Drew Waters (1)	43 – May 21	vs. Toledo	Ashton Goudeau	4-seam FB	RCF	0	▼3	0	1-1	1-2	W, 8-4	408 ft	108.7 mph	29°
52.	Drew Waters (2)	43 – May 21	vs. Toledo	Ashton Goudeau	Changeup	LCF	1	▼4	1	2-0	4-3	W, 8-4	366 ft	99.5 mph	32°
53.	Tucker Bradley (2)	43 – May 21	vs. Toledo	Seth Elledge	Sinker	LCF	1	▼6	0	1-1	6-4	W, 8-4	388 ft	100.5 mph	28°
54.	Jakson Reetz (4)	43 – May 21	vs. Toledo	Braden Bristo	Sweeper	LF	0	▼7	0	2-1	8-4	W, 8-4	412 ft	104.1 mph	36°
55.	Dairon Blanco (3)	44 – May 23	@ St. Paul	Simeon Woods Richardson	4-seam FB	CF	0	▲4	1	1-1	4-0	W, 6-1	455 ft	104.5 mph	28°
56.	Nick Loftin (7)	45 – May 24	@ St. Paul	Brent Headrick (L)	Changeup	LF	2	▲3	1	2-2	3-5	L, 6-5	433 ft	103.7 mph	24°
57.	Nick Loftin (8)	46 – May 25	@ St. Paul	Cody Laweryson	Sweeper	LF	2	▲7	0	1-2	4-4	L, 8-6	357 ft	97.3 mph	22°
58.	Johan Camargo (1)	48 – May 27	@ St. Paul	Randy Dobnak	Changeup	CF	0	▲5	0	1-2	1-3	L, 14-1	426 ft	102.2 mph	26°
59.	Nick Loftin (9)	50 – May 30	vs. Memphis	Jake Woodford	Curveball	LF	1	▼1	2	0-0	2-1	W, 7-6	370 ft	91.0 mph	29°
60.	Tyler Gentry (3)	50 – May 30	vs. Memphis	Connor Thomas (L)	Slider	LCF	1	▼3	0	2-1	4-1	W, 7-6	471 ft	103.6 mph	27°

HOME RUN BREAKDOWN

					OUTS			RUNNERS ON				TIED GO		DIRECTION					BESTS		LAST HOME RUN					
PLAYER	2023 TOTAL	HOME	ROAD	RHP LHP	0	1	2	0	1	2	3	GAME	AHEAD	LF	LCF	CF	RCF	RF	FT	MPH	DATE	OPPONENT	PITCHER	KIND	INN	PA SINCE
Nick Loftin	9	4	5	5 4	5	2	2	5	1	3	-	2	2	6	1	2	-	-	433	105.6	5/30	vs. Memphis	J. Woodford	2-Run	▼ 1	3
Logan Porter	7	5	2	3 4	5	2	-	6	1	-	-	-	-	6	-	-	1	-	417	106.6	5/17	vs. Toledo	Z. Logue	2-Run	▼ 1	48
CJ Alexander	7	3	4	7 -	4	2	1	7	-	-	-	2	2	1	-	2	1	3	422	109.9	5/14	@ Scranton/WB	M. Spence	Solo	▲ 2	28
Freddy Fermin	5	2	3	3 2	1	2	2	1	2	1	1	-	-	2	-	2	1	-	428	105.9	4/30	@ Nashville	R. Gasser	Solo	▲ 5	2
Tyler Gentry	4	2	2	1 3	2	-	2	1	2	1	-	-	2	2	1	1	-	-	471	106.5	5/30	vs. Memphis	C. Thomas	2-Run	▼ 3	2
Jakson Reetz	4	3	1	1 3	1	2	1	2	1	-	1	-	2	4	-	-	-	-	426	104.4	5/21	vs. Toledo	B. Bristo	Solo	▼ 7	12
Angelo Castellano	4	4	-	3 1	1	1	2	1	3	-	-	1	1	3	1	-	-	-	401	102.8	5/17	vs. Toledo	M. Del Pozo	2-Run	▼ 5	35
Samad Taylor	4	1	3	1 3	2	-	2	1	2	1	-	-	1	1	-	1	2	-	405	104.5	5/17	vs. Toledo	Z. Logue	2-Run	▼ 1	57
Dairon Blanco	3	-	3	3 -	1	1	1	3	-	-	-	-	1	1	1	1	-	-	455	105.2	5/23	@ St. Paul	S.WoodsRichardson	Solo	▲ 4	24
Tucker Bradley	2	1	1	2 -	1	-	1	-	2	-	-	-	1	-	1	-	1	-	392	100.5	5/21	vs. Toledo	S. Elledge	2-Run	▼ 6	10
Drew Waters	2	2	-	2 -	1	1	-	1	1	-	-	-	1	-	1	-	1	-	408	108.7	5/21	vs. Toledo	A. Goudeau	2-Run	▼ 4	12
Brewer Hicklen	2	1	1	1 1	2	-	-	1	-	1	-	-	1	1	1	-	-	-	443	109.5	5/18	vs. Toledo	M. Díaz	3-Run	▼ 8	29
Nick Pratto	2	2	-	1 1	1	-	1	1	1	-	-	1	1	-	-	1	-	1	399	100.2	4/22	@ Scranton/WB	D. Dodd	2-Run	▼ 1	19
Johan Camargo	1	-	1	1 -	1	-	-	1	-	-	-	-	-	-	-	1	-	-	426	102.2	5/27	@ St. Paul	R. Dobnak	Solo	▲ 5	10
Clay Dungan	1	-	1	1 -	1	-	-	1	-	-	-	1	-	-	-	-	1	-	388	104.0	5/9	@ Scranton/WB	M. Spence	Solo	▲ 3	40
Franmil Reyes	1	1	-	- 1	-	-	1	-	1	-	-	-	-	-	1	-	-	-	389	100.8	5/7	vs. Louisville	A. Abbott	2-Run	▼ 5	1
Nate Eaton	1	-	1	1 -	-	-	1	1	-	-	-	-	1	1	-	-	-	-	403	103.0	4/27	@ Nashville	J. Junk	Solo	▲ 2	43
Maikel Garcia	1	1	-	1 -	-	1	-	1	-	-	-	-	1	-	-	-	-	1	349	94.3	4/4	vs. Toledo	A. Faedo	Solo	▼ 1	94
	60	32	28	37 23	29	14	17	34	17	7	2	7	17	28	8	11	8	5								

INNING DISTRIBUTION

1st Inning	2nd Inning	3rd Inning	4th Inning	5th Inning	6th Inning	7th Inning	8th Inning	9th Inning	10th Inning	11th Inning
6	7	10	9	8	7	5	5	3	-	-

NOTABLE STORM CHASERS HOME RUNS

BACK-TO-BACK HOMERS (1)		2-HOMER GAMES (3)		3-HOMER GAMES (0)		GRAND SLAMS (2)	
PLAYERS	DATE/OPPONENT (INN.)	PLAYER (CAREER NO.)	DATE/OPPONENT	PLAYER (CAREER NO.)	DATE/OPPONENT	PLAYER (CAREER NO.)	DATE/OPPONENT (INN.)
Tyler Gentry & Logan Porter	4/5 vs. Toledo (6th)	Logan Porter (3rd)	4/5 vs. Toledo			Jakson Reetz (1st)	4/1 @ Indianapolis (5th)
		Freddy Fermin (4th)	4/8 vs. Toledo			Freddy Fermin (3rd)	4/8 vs. Toledo (3rd)
		Drew Waters (3rd)	5/21 vs. Toledo				

LEADOFF HOMERS (0)		INSIDE-THE PARK HOMERS (0)		PINCH-HIT HOMERS (0)		WALK-OFF HOMERS (0)	
PLAYER (CAREER NO.)	DATE/OPPONENT	PLAYER (CAREER NO.)	DATE/OPPONENT (INN.)	PLAYER (CAREER NO.)	DATE/OPPONENT (INN.)	PLAYER	DATE/OPPONENT

HOME RUN SITUATION	# OF	DATE OF LAST	BATTER ('23 HR #)	PITCHER	COUNT	RUNNERS ON	OUTS	INNING	SCORE @ HR	FINAL
GO-AHEAD HOME RUN	17	May 30 vs. Memphis	Nick Loftin (9)	Jake Woodford	0-0	1	2	▼ 1	2-1	W, 7-6
GAME-TYING HOME RUN	7	May 25 @ St. Paul	Nick Loftin (8)	Cody Laweryson	1-2	2	0	▲ 7	4-4	L, 8-6

NOTABLE OPPOSING HOME RUNS

BACK-TO-BACK HOMERS (1)		2-HOMER GAMES (1)		3-HOMER GAMES (1)		GRAND SLAMS (3)	
PLAYERS	DATE/OPPONENT (INN.)	PLAYER (CAREER NO.)	DATE/OPPONENT	PLAYER (CAREER NO.)	DATE/OPPONENT	PLAYER	DATE/OPPONENT (INN.)
Encarnacion-Strand & Benson	5/4 vs Louisville (1st)	Jermaine Palacios (5)	5/17 vs. Toledo	Christian Encarnacion-Strand (1)	5/4 vs. Louisville	Andy Ibañez	April 6 vs. Toledo (3rd)
						Andrés Chaparro	May 9 @ Scranton/WB (7th)
						Jair Camargo	May 28 @ St. Paul (7th)

LEADOFF HOMERS (4)		INSIDE-THE PARK HOMERS (0)		PINCH-HIT HOMERS (0)		WALK-OFF HOMERS (2)	
PLAYER	DATE/OPPONENT	PLAYER	DATE/OPPONENT (INN.)	PLAYER	DATE/OPPONENT (INN.)	PLAYER	DATE/OPPONENT
Christopher Morel	4/14 @ Iowa					Michael Hermosillo	5/10 @ Scranton/WB
Forrest Wall	4/19 vs. Gwinnett					Ben Rortvedt	5/13 @ Scranton/WB
Michael Siani	5/3 vs. Louisville						
Michael Siani	5/5 vs. Louisville						

AFTER-INNING RECORDS

	LEADING	TRAILING	TIED
AFTER 1 INNING	6 - 6	6 - 9	10 - 13
AFTER 2 INNINGS	12 - 6	8 - 11	2 - 11
AFTER 3 INNINGS	15 - 8	4 - 14	3 - 6
AFTER 4 INNINGS	17 - 6	3 - 18	2 - 4
AFTER 5 INNINGS	16 - 4	4 - 21	2 - 3
AFTER 6 INNINGS	17 - 6	4 - 22	1 - 0
AFTER 7 INNINGS	17 - 5	4 - 21	1 - 2
AFTER 8 INNINGS	19 - 1	2 - 24	1 - 2

STORM CHASERS BIG INNINGS

DATE	INNING	RUNS
1. May 17 vs. Toledo	1st	7
April 2 @ Indianapolis	8th	7
3. May 18 vs Toledo	8th	6
April 8 vs. Toledo	3rd	6
5.		
6.		
7.		
8.		

SCORE BY INNINGS

	1	2	3	4	5	6	7	8	9	10	11+	TOTAL
Omaha	36	23	36	25	39	26	27	35	28	0	1	276
Opponents	36	43	31	22	34	45	32	41	23	1	0	308
Difference	0	-20	5	3	5	-19	-5	-6	5	-1	1	-32

SCORE BY INNINGS V. MEMPHIS	1	2	3	4	5	6	7	8	9	10	11+	TOTAL
Omaha	2	0	3	2	0	0	0	0	0	0	0	7
Memphis	1	0	0	2	0	1	0	2	0	0	0	6
vs. Memphis Difference	1	0	3	0	0	-1	0	-2	0	0	0	1

MULTI-RUN INNINGS

	2	3	4	5	6	7	8	9	10+	TOTAL
Storm Chasers	35	16	9	2	2	2	-	-	-	66
Opponents	35	22	7	5	4	1	-	1	-	75

RECORD BY RUNS SCORED/ALLOWED

RUNS	0	1	2	3	4	5	6	7	8	9	10	11	12	13+
SCORED	0 - 1	0 - 4	1 - 6	1 - 6	1 - 2	1 - 3	4 - 5	1 - 0	3 - 0	3 - 0	2 - 1	2 - 0	1 - 0	2 - 0
ALLOWED	1 - 0	2 - 0	3 - 0	4 - 0	2 - 5	0 - 2	4 - 3	0 - 3	3 - 5	1 - 4	0 - 2	0 - 0	0 - 1	0 - 3

RECORD BY MARGIN OF VICTORY/DEFEAT

1 Run	2 Runs	3 Runs	4 Runs	5 Runs	6 Runs	7 Runs	8 Runs	9 Runs	10+ Runs
4 - 6	4 - 3	2 - 6	4 - 3	4 - 2	0 - 3	0 - 2	2 - 0	1 - 0	1 - 3

2023 STORM CHASERS MONTH BY MONTH

HITTING

MONTH	AVG	G	AB	R	H	TB	2B	3B	HR	RBI	BB	IBB	SO	SB	CS	OBP	SLG	OPS	SAC	SF	HBP	GIDP	LOB
MARCH	.300	1	40	8	12	16	2	1	0	8	9	0	12	5	0	.429	.400	.829	0	0	0	0	14
APRIL	.250	24	799	124	200	352	49	2	33	118	99	0	204	38	8	.337	.441	.778	1	11	11	24	156
MAY	.270	25	848	144	229	377	53	7	27	128	119	0	208	55	13	.369	.445	.814	1	6	18	27	190
JUNE																							
JULY																							
AUGUST																							
SEPTEMBER																							
TOTAL	.261	50	1687	276	441	745	104	10	60	254	227	0	424	98	21	.356	.442	.798	2	17	29	51	360

PITCHING

MONTH	W	L	ERA	G	GS	CG	SHO	GF	HLD	SV	SVO	IP	H	R	ER	HR	HB	BB	SO	WP	BK	WHIP	AVG
MARCH	1	0	6.00	1	1	0	0	1	0	1	1	9.0	11	6	6	1	1	2	7	0	1	1.44	.297
APRIL	9	15	5.65	24	24	0	0	24	11	3	7	212.0	238	149	133	30	17	104	198	16	2	1.61	.284
MAY	12	13	5.56	25	25	0	1	25	17	6	12	220.1	236	153	136	40	15	122	225	12	1	1.62	.277
JUNE																							
JULY																							
AUGUST																							
SEPTEMBER																							
TOTAL	22	28	5.61	50	50	0	1	50	28	10	20	441.1	485	308	275	71	33	228	430	28	4	1.62	.281

2023 WALK-OFF TRACKER (0 FOR, 5 AGAINST)

GAME #	DATE	OPPONENT	FINAL (INN.)	PLAYER	WINNING RUN	PITCHER	HOW	OUTS	COUNT
23	April 28	@ Nashville	L, 4-3 (9)	Brian Navarreto	Skye Bolt	Josh Dye	Throwing error by 3B Maikel Garcia	2	1-0
24	April 29	@ Nashville	L, 6-5 (10)	Keston Hiura	Eddy Alvarez	Evan Sisk	Infield single to SS Angelo Castellano	1	2-1
33	May 10	@ Scranton/WB	L, 4-3 (9)	Michael Hermosillo	Michael Hermosillo	Dylan Coleman	Solo home run to LF	0	2-1
36	May 13	@ Scranton/WB	L, 8-6 (9)	Ben Rortvedt	Estevan Florial	Brooks Kriske	3-run home run to RCF	1	2-2
45	May 24	@ Toledo	L, 6-5 (9)	Jose Miranda	Andrew Stevenson	Brooks Kriske	RBI single to LF	0	1-1

Bold Indicates Omaha Walk-Off Win

2023 STORM CHASERS EJECTIONS (4)

DATE	INNING	WHO (POSITION) / # IN 2023	WHY	UMPIRE (POSITION)
1. April 21 vs. Gwinnett	▼ 6	Mike Jirschele (Manager) / 1st	Balls/Strikes	Takahito Matsuda (Home Plate)
2. April 21 vs. Gwinnett	▲ 7	Dane Johnson (Pitching Coach) / 1st	Balk	Takahito Matsuda (Home Plate)
3. April 21 vs. Gwinnett	▼ 8	CJ Alexander (Designated Hitter) / 1st	Balls/Strikes	Takahito Matsuda (Home Plate)
4. May 11 @ Scranton/WB	▼ 9	Mike Jirschele (Manager) / 2nd	Hit By Pitch	Robert Nunez (Home Plate)

ABS CHALLENGE TRACKER (18-FOR-46 / 39.1%)

#	GM # - DATE	OPPONENT	PLAYER CHALLENGING	POSITION	INNING	CALL (COUNT)	OVERTURNED?	PLAY RESULT (COUNT)	OPPONENT	UMPIRE
1.	23 - April 28	@ Nashville	Logan Porter	Catcher	▼ 6	Ball (0-0)	No	Lineout, L9 (1-1)	Thomas Pannone (P)	Paul Clemons
2.	23 - April 28	@ Nashville	Maikel Garcia	Batter	▲ 8	Strike (1-0)	No	Groundout, 5-4 (1-1)	Thomas Pannone (P)	Paul Clemons
3.	29 - May 5	vs. Louisville	Jakson Reetz	Catcher	▲ 8	Ball (0-0)	No	Walk (3-0)	Chuckie Robinson (C)	Tyler Jones
4.	29 - May 5	vs. Louisville	Jakson Reetz	Catcher	▲ 9	Ball (1-0)	No	Strikeout Looking (2-2)	T.J. Hopkins (LF)	Tyler Jones
5.	31 - May 7	vs. Louisville	Dairon Blanco	Batter	▼ 2	Strike (3-2)	No	Strikeout Looking (3-2)	Andrew Abbott (P)	Randy Rosenberg
6.	31 - May 7	vs. Louisville	Brewer Hicklen	Batter	▼ 3	Strike (3-2)	YES	Walk (3-2)	Andrew Abbott (P)	Randy Rosenberg
7.	31 - May 7	vs. Louisville	Jakson Reetz	Catcher	▲ 4	Ball (3-2)	No	Walk (3-2)	Nick Martini (RF)	Randy Rosenberg
8.	31 - May 7	vs. Louisville	Logan Porter	Batter	▼ 5	Strike (3-2)	No	Strikeout Looking (3-2)	Andrew Abbott (P)	Randy Rosenberg
9.	35 - May 12	@ Scranton/WB	Jakson Reetz	Catcher	▼ 5	Ball (0-0)	YES	Lineout, L9 (0-2)	Carlos Narvaez (C)	Dillon Wilson
10.	35 - May 12	@ Scranton/WB	Jakson Reetz	Catcher	▼ 7	Ball (2-1)	YES	Strikeout Looking (2-2)	Jamie Westbrook (2B)	Dillon Wilson
11.	35 - May 12	@ Scranton/WB	Jakson Reetz	Batter	▲ 8	Strike (1-1)	No	Strikeout Swinging (1-2)	Matt Bowman (P)	Dillon Wilson
12.	35 - May 12	@ Scranton/WB	Nick Wittgren	Pitcher	▼ 9	Ball (2-1)	No	Walk (3-2)	Jesus Bastidas (SS)	Dillon Wilson
13.	36 - May 13	@ Scranton/WB	Jackson Kowar	Pitcher	▼ 9	Ball (3-2)	No	Walk (3-2)	Billy McKinney (CF)	Raul Moreno
14.	36 - May 13	@ Scranton/WB	Logan Porter	Catcher	▼ 9	Ball (0-0)	No	Home Run (2-2)	Ben Rortvedt (C)	Raul Moreno
15.	37 - May 14	@ Scranton/WB	Jakson Reetz	Catcher	▼ 3	Ball (3-2)	No	Walk (3-2)	Andrés Chaparro (3B)	Robert Nunez
16.	37 - May 14	@ Scranton/WB	Jakson Reetz	Catcher	▼ 5	Ball (3-2)	No	Walk (3-2)	Elijah Dunham (LF)	Robert Nunez
17.	37 - May 14	@ Scranton/WB	Jakson Reetz	Catcher	▼ 7	Ball (2-2)	YES	Strikeout Looking (2-2)	Franchy Cordero (RF)	Robert Nunez
18.	37 - May 14	@ Scranton/WB	Jakson Reetz	Catcher	▲ 8	Ball (1-1)	No	Single (2-1)	Estevan Florial (CF)	Robert Nunez
19.	41 - May 19	vs. Toledo	Daniel Mengden	Pitcher	▲ 5	Ball (1-0)	No	Flyout, F8 (2-0)	Corey Joyce (SS)	John Bacon
20.	42 - May 20	vs. Toledo	Jakson Reetz	Catcher	▲ 2	Ball (2-2)	YES	Strikeout Looking (2-2)	Donny Sands (C)	Jhonatan Biarreta
21.	42 - May 20	vs. Toledo	Jakson Reetz	Catcher	▲ 3	Ball (1-1)	YES	Groundout, 5-3 (1-2)	Justyn-Henry Malloy (3B)	Jhonatan Biarreta
22.	42 - May 20	vs. Toledo	Jakson Reetz	Batter	▼ 3	Strike (2-2)	No	Strikeout Looking (2-2)	Reese Olson (P)	Jhonatan Biarreta
23.	42 - May 20	vs. Toledo	Jakson Reetz	Catcher	▲ 6	Ball (2-0)	No	RBI Walk (3-2)	Justyn-Henry Malloy (3B)	Jhonatan Biarreta
24.	42 - May 20	vs. Toledo	Jakson Reetz	Catcher	▲ 6	Ball (3-0)	YES	RBI Walk (3-2)	Justyn-Henry Malloy (3B)	Jhonatan Biarreta
25.	42 - May 20	vs. Toledo	Jakson Reetz	Catcher	▲ 7	Ball (0-0)	No	Single (3-1)	Andre Lipcius (LF)	Jhonatan Biarreta
26.	43 - May 21	vs. Toledo	Jakson Reetz	Catcher	▲ 2	Ball (0-1)	YES	Walk (3-2)	Donny Sands (C)	Kelvis Velez
27.	43 - May 21	vs. Toledo	Angelo Castellano	Batter	▼ 4	Strike (0-1)	YES	Flyout, F8 (2-2)	Ashton Goudeau (P)	Kelvis Velez
28.	43 - May 21	vs. Toledo	Jakson Reetz	Catcher	▲ 5	Ball (0-1)	No	Hit By Pitch (2-2)	Donny Sands (C)	Kelvis Velez
29.	43 - May 21	vs. Toledo	Brewer Hicklen	Batter	▼ 5	Strike (1-0)	YES	Lineout, L7 (2-1)	Seth Elledge (P)	Kelvis Velez
30.	43 - May 21	vs. Toledo	Jakson Reetz	Catcher	▲ 6	Ball (1-1)	No	Lineout, L6 (2-2)	Justyn-Henry Malloy (DH)	Kelvis Velez
31.	43 - May 21	vs. Toledo	Dairon Blanco	Batter	▼ 6	Strike (3-2)	YES	Walk (3-2)	Seth Elledge (P)	Kelvis Velez
32.	43 - May 21	vs. Toledo	Drew Waters	Batter	▼ 6	Strike (0-2)	YES	Double (1-2)	Seth Elledge (P)	Kelvis Velez
33.	43 - May 21	vs. Toledo	Logan Porter	Batter	▼ 6	Strike (1-1)	YES	Walk (3-2)	Braden Bristo (P)	Kelvis Velez
34.	43 - May 21	vs. Toledo	Jakson Reetz	Catcher	▲ 9	Ball (1-0)	YES	Double Play, 5-4-3 (2-2)	Donny Sands (C)	Kelvis Velez
35.	47 - May 26	@ St. Paul	Jakson Reetz	Catcher	▼ 4	Ball (0-1)	No	Lineout, L5 (1-1)	Chris Williams (DH)	Derek Thomas
36.	47 - May 26	@ St. Paul	Jakson Reetz	Catcher	▼ 6	Ball (3-1)	YES	Strikeout Swinging (3-2)	Chris Williams (DH)	Derek Thomas
37.	47 - May 26	@ St. Paul	Jakson Reetz	Catcher	▼ 6	Ball (0-0)	YES	Groundout, 1-3 (0-1)	Andrew Bechtold (3B)	Derek Thomas
38.	47 - May 26	@ St. Paul	Jakson Reetz	Catcher	▼ 8	Ball (2-2)	No	Walk (3-2)	Hernan Perez (LF)	Derek Thomas
39.	47 - May 26	@ St. Paul	Jakson Reetz	Catcher	▼ 9	Ball (0-0)	No	Double (2-0)	Andrew Stevenson (CF)	Derek Thomas
40.	48 - May 27	@ St. Paul	Logan Porter	Catcher	▼ 4	Ball (1-2)	No	Flyout, F6 (2-2)	Andrew Stevenson (CF)	Darius Ghani
41.	48 - May 27	@ St. Paul	Jonah Dipoto	Pitcher	▼ 5	Ball (1-0)	YES	Strikeout Swinging (2-2)	Andrew Bechtold (2B)	Darius Ghani
42.	48 - May 27	@ St. Paul	Logan Porter	Catcher	▼ 8	Ball (0-0)	No	Fielder's Chpce, 6-4 (1-1)	Andrew Stevenson (CF)	Darius Ghani
43.	49 - May 28	@ St. Paul	Jakson Reetz	Catcher	▼ 3	Ball (0-0)	No	Single (2-2)	Jair Camargo (DH)	Mike Rains
44.	49 - May 28	@ St. Paul	Jakson Reetz	Catcher	▼ 5	Ball (0-1)	YES	Strikeout Swinging (0-2)	Alex De Goti (2B)	Mike Rains
45.	49 - May 28	@ St. Paul	Tyler Gentry	Batter	▲ 7	Strike (1-2)	No	Strikeout Looking (1-2)	Josh Winder (P)	Mike Rains
46.	49 - May 28	@ St. Paul	Jakson Reetz	Catcher	▼ 7	Ball (1-1)	No	Walk (3-2)	Ryan LaMarre (RF)	Mike Rains

ABS CHALLENGES BY PLAYER

HITTERS - 50% (6-FOR-12)	TOTAL CHALLENGES	SUCCESSFUL CHALLENGES	SUCCESS RATE (%)
Dairon Blanco	2	1	50%
Angelo Castellano	1	1	100%
Maikel Garcia	1	0	0%
Tyler Gentry	1	0	0%
Brewer Hicklen	2	2	100%
Logan Porter	2	1	50%
Jakson Reetz	2	0	0%
Drew Waters	1	1	100%

CATCHERS - 36% (11-FOR-30)	TOTAL CHALLENGES	SUCCESSFUL CHALLENGES	SUCCESS RATE (%)
Logan Porter	4	0	0%
Jakson Reetz	26	11	42%

PITCHERS - 25% (1-FOR-4)	TOTAL CHALLENGES	SUCCESSFUL CHALLENGES	SUCCESS RATE (%)
Jonah Dipoto	1	1	100%
Jackson Kowar	1	0	0%
Daniel Mengden	1	0	0%
Nick Wittgren	1	0	0%

ABS CHALLENGES BY GAME

DATE	TOTAL	SUCCESSFUL	SUCCESS RATE (%)	DATE	TOTAL	SUCCESSFUL	SUCCESS RATE (%)
April 28	2	0	0%				
May 5	2	0	0%				
May 6	0	0	-				
May 7	4	1	25%				
May 12	4	2	50%				
May 13	2	0	0%				
May 14	4	1	25%				
May 19	1	0	0%				
May 20	6	3	50%				
May 21	9	7	78%				
May 26	5	2	40%				
May 27	3	1	33%				
May 28	3	1	33%				

ABS CHALLENGES BY COUNT

COUNT	TOTAL CHALLENGES	SUCCESSFUL CHALLENGES	SUCCESS RATE (%)
0-0 Count	9	1	11%
0-1 Count	5	3	60%
0-2 Count	1	1	100%
1-0 Count	6	3	50%
1-1 Count	6	3	50%
1-2 Count	2	0	0%
2-0 Count	1	0	0%
2-1 Count	2	1	50%
2-2 Count	4	2	50%
3-0 Count	1	1	100%
3-1 Count	1	1	100%
3-2 Count	8	2	25%

ABS CHALLENGES BY INNING

INNING	CHALLENGES	SUCCESSFUL CHALLENGES	SUCCESS RATE (%)
1st Inning	0	-	-
2nd Inning	3	2	67%
3rd Inning	5	2	40%
4th Inning	4	1	25%
5th Inning	8	4	50%
6th Inning	9	6	67%
7th Inning	5	2	40%
8th Inning	6	0	0%
9th Inning	6	1	17%
Extras	0	-	-

PITCHING

vs. Left-Handed Starter	7-9
vs. Right-Handed Starter	15-19
WITH Left-Handed Starter	11-11
WITH Right-Handed Starter	11-17

0-4 strikeouts	0-1
5-9 strikeouts	15-18
10+ strikeouts	7-9

0 runs of support	0-10
1-4 runs of support	14-15
5-9 runs of support	8-3
10+ runs of support	

SCORING

1-Run Games	4-6
2-Run Games	4-3
3-4-Run Games	6-9
5+ Run Games	8-10

Extra Innings	1-1
Shutouts	1-1
Doubleheaders	

Scoring 0-2 Runs	1-11
3-5 Runs	3-11
6-9 Runs	11-5
10+ Runs	7-1

Opponent 0-2 Runs	7-0
3-5 Runs	7-7
6-9 Runs	8-15
10+ Runs	0-6

Scored in 1st Inning	8-8
Opponent scored in 1st	11-12
Scores first	9-11
Opponent scores first	13-17

HITTING

Omaha 0-5 hits	2-8
6-9 hits	4-12
10+ hits	16-8

Opponent 0-5 hits	2-2
6-9 hits	13-7
10+ hits	7-19

Out-hit opponent	14-7
Out-hit by opponent	6-20
Hits are tied	2-1

Hit 0 home runs	6-10
1 home run	6-13
2 home runs	3-4
3+ home runs	7-1

Opponent hit 0 home runs	8-5
1 home run	7-9
2 home runs	6-7
3+ home runs	1-7

Leave 0-5 runners on base	4-11
6-9 on base	15-13
10+ on base	3-4

Opponent leaves 0-5 runners on base	2-5
6-9 on base	13-17
10+ on base	7-6

Steals 0 bases	5-11
1 base	2-3
2 bases	5-8
3+ bases	10-6

Opponent steals 0 bases	9-13
1 base	9-11
2 bases	4-3
3+ bases	1-3

FIELDING

Made 0 errors	16-10
1 error	3-11
2 errors	1-4
3+ errors	2-3

Opponent made 0 errors	6-12
1 error	7-11
2 errors	6-4
3+ errors	3-1

LONGEST WIN STREAK	3 Games (2x)	Last: May 17 - May 19
LONGEST LOSING STREAK	5 Games	April 18 - April 22
LONGEST HOME WINNING STREAK	2 Games (3x)	Last: May 21, May 30
LONGEST HOME LOSING STREAK	3 Games	April 4 - April 6
LONGEST ROAD WINNING STREAK	5 Games	April 18 - April 22
LONGEST ROAD LOSING STREAK	2 Games (5x)	Last: May 27 - May 28
LARGEST MARGIN OF VICTORY	11 Runs	4/1 @ Indianapolis (12-1 Win)
LARGEST MARGIN OF DEFEAT	13 Runs (2x)	Last: 5/27 @ St. Paul (14-1 Loss)
LONGEST GAME, INNINGS	11 Innings	5/11 @ Scranton/Wilkes-Barre (4-3 Win)
LONGEST GAME, TIME	3:16	4/14 @ Iowa (11-8 Win)
LONGEST 9-INNING GAME, TIME	3:16	4/14 @ Iowa (11-8 Win)
SHORTEST 9-INNING GAME, TIME	2:14 (2x)	Last: 5/5 vs. Louisville (6-2 Win)
SHORTEST GAME, TIME	2:14 (2x)	Last: 5/5 vs. Louisville (6-2 Win)
LARGEST COMEBACK WIN	6 Runs, After 4th	5/6 vs. Louisville (11-9 Win)
LARGEST MARGIN OF LEAD SURRENDERED (LOSS)	4 Runs, Middle 2nd	4/29 @ Nashville (6-5 Loss, 10 Innings)
MOST ERRORS, TEAM	3 (3x)	Last: 4/23 vs. Gwinnett (5-3 Win)
MOST ERRORS, PLAYER	3, Angelo Castellano	5/27 @ St. Paul (14-1 Loss)
LARGEST CROWD, HOME	6,882	5/20 vs. Toledo (4-1 Loss)
LARGEST CROWD, ROAD	9,833	4/29 @ Nashville (6-5 Loss, 10 Innings)
WARMEST FIRST PITCH	83 Degrees	5/17 vs. Toledo (16-8 Win)
COLDEST FIRST PITCH	35 Degrees	4/5 vs. Toledo (7-6 Loss)

TEAM HIGHS

3 Games (2x)	Last: May 17 - May 19
5 Games	April 18 - April 22
2 Games (3x)	Last: May 21, May 30
3 Games	April 4 - April 6
5 Games	April 18 - April 22
2 Games (5x)	Last: May 27 - May 28
11 Runs	4/1 @ Indianapolis (12-1 Win)
13 Runs (2x)	Last: 5/27 @ St. Paul (14-1 Loss)
11 Innings	5/11 @ Scranton/Wilkes-Barre (4-3 Win)
3:16	4/14 @ Iowa (11-8 Win)
3:16	4/14 @ Iowa (11-8 Win)
2:14 (2x)	Last: 5/5 vs. Louisville (6-2 Win)
2:14 (2x)	Last: 5/5 vs. Louisville (6-2 Win)
6 Runs, After 4th	5/6 vs. Louisville (11-9 Win)
4 Runs, Middle 2nd	4/29 @ Nashville (6-5 Loss, 10 Innings)
3 (3x)	Last: 4/23 vs. Gwinnett (5-3 Win)
3, Angelo Castellano	5/27 @ St. Paul (14-1 Loss)
6,882	5/20 vs. Toledo (4-1 Loss)
9,833	4/29 @ Nashville (6-5 Loss, 10 Innings)
83 Degrees	5/17 vs. Toledo (16-8 Win)
35 Degrees	4/5 vs. Toledo (7-6 Loss)

OFFENSIVE HIGHS

16	5/17 vs. Toledo (16-8 Win)
7 (2x)	Last: 1st Inning, 5/17 vs. Toledo (16-8 Win)
5 (2x)	Last: 4th-8th Innings, 5/17 vs. Toledo (16-8 Win)
2	5/20 vs. Toledo (4-1 Loss)
18	5/17 vs. Toledo (16-8 Win)
7	5/17 vs. Toledo (16-8 Win)
1 (10x)	Last: 5/30 vs. Memphis (7-6 Win)
4 (3x)	Last: 5/21 vs. Toledo (8-6 Win)
10	5/17 vs. Toledo (16-8 Win)
15	5/17 vs. Toledo (16-8 Win)
15	5/16 vs. Toledo (9-2 Loss)
34	5/17 vs. Toledo (16-8 Win)
11	4/20 vs. Gwinnett (9-3 Loss)
16	5/20 vs. Toledo (4-1 Loss)
4	4/13 @ Iowa (14-1 Loss)
7	5/26 @ St. Paul (6-4 Win)
4	5/6 vs. Louisville (11-9 Win)

INDIVIDUAL OFFENSIVE HIGHS

3 (8x)	Last: Tyler Gentry, 5/30 vs. Memphis (7-6 Win)
4 (6x)	Last: Tyler Gentry, 5/30 vs. Memphis (7-6 Win)
2 (6x)	Last: Drew Waters, 5/23 @ St. Paul (6-1 Win)
1 (10x)	Last: Nate Eaton, 5/30 vs. Memphis (7-6 Win)
2 (3x)	Last: Drew Waters, 5/21 vs. Toledo (8-6 Win)
6, Freddy Fermin	4/8 vs. Toledo (13-8 Win)
3 (7x)	Last: Samad Taylor, 5/26 @ St. Paul (6-4 Win)
4 (2x)	Last: Tucker Bradley, 5/25 @ St. Paul (8-6 Loss)
4 (2x)	Last: Dairon Blanco, 5/25 @ St. Paul (8-6 Loss)
2 (2x)	Last: Dairon Blanco, 5/25 @ St. Paul (8-6 Loss)

PITCHING HIGHS

14 (3x)	Last: 5/27 @ St. Paul (14-1 Loss)
9, 7th Inning	5/28 @ St. Paul (10-6 Loss)
3	5/18 vs. Toledo (9-0 Win)
18	5/9 @ Scranton/Wilkes-Barre (14-2 Loss)
3	4/18 vs. Gwinnett (4-1 Loss)
15	5/11 @ Scranton/Wilkes-Barre (4-3 Win, 11 Innings)
1 (2x)	Last: 5/21 vs. Toledo (8-6 Win)
9	5/30 vs. Memphis (7-6 Win)
6	5/4 vs. Louisville (12-10 Loss)

INDIVIDUAL PITCHING HIGHS

11, Jonathan Heasley	4/13 @ Iowa (14-1 Loss)
11, Jonathan Heasley	4/13 @ Iowa (14-1 Loss)
1 (4x)	Last: Drew Parrish (4.0 IP), 5/20 vs. Toledo (4-1 Loss)
11, Jonathan Heasley	5/21 vs. Toledo (8-6 Win)
5, Drew Parrish	5/4 vs. Louisville (12-10 Loss)
8 (2x)	Last: Jonathan Heasley, 5/27 @ St. Paul (14-1 Loss)
3 (9x)	Last: Brooks Kriske, 5/11 @ Scranton/Wilkes-Barre (4-3 Win, 11 Innings)
5, Drew Parrish	5/20 vs. Toledo (4-1 Loss)
2 (3x)	Last: James McArthur, 5/20 vs. Toledo (4-1 Loss)
7.0, Jonathan Heasley	4/19 vs. Gwinnett (6-2 Loss)
104, Jonathan Heasley	4/25 @ Nashville (8-3 Loss)
3.2, Marcelo Martinez	4/29 @ Nashville (6-5 Loss, 10 Innings)
65, Austin Cox	4/6 vs. Toledo (8-5 Loss)

^ Indicates All-Time Storm Chasers Record Tied

* Indicates All-Time Storm Chasers Record Set

STATCAST LEADERS

LONGEST MEASURED HOMER DISTANCE (TOP 5)			HIGHEST BATTED BALL EXIT VELOCITY (TOP 5)			HIGHEST PITCH VELOCITY (TOP 5)			HIGHEST PITCH SPIN RATE (TOP 5)		
Player	Distance (Pitcher)	Date	Player	Exit Velo (Batted Ball Type)	Date	Player	Pitch Velo (Pitch Result)	Date	Player	Spin Rate (Pitch Type)	Date
Tyler Gentry	471 (2-Run off Connor Thomas)	5/30 vs. MEM	CJ Alexander	115.3 (Double vs. Reese Olson)	4/7 vs. TOL	Jackson Kowar	99.3 (Justin Dean, Ball)	4/18 vs. GWN	Josh Dye	3,329 (81.2MPH Changeup vs. Joe Hudson)	4/21 vs. GWN
Dairon Blanco	455 (Solo off Simeon Woods Richardson)	5/23 @ STP	Drew Waters	111.8 (Double vs. Sam Clay)	5/19 vs. TOL	Josh Staumont	99.1 (Jermaine Palacios, Strikeout)	4/9 vs. TOL	Mike Mayers	3,238 (82.1MPH Slider vs. Volmer Sanchez)	4/23 vs. GWN
Brewer Hicklen	443 (3-Run off Miguel Diaz)	5/18 vs. TOL	Brewer Hicklen	110.4 (Double vs. Robert Gasser)	4/30 @ NAS	Jackson Kowar	99.0 (Justin Dean, Walk)	4/18 vs. GWN	Jonathan Heasley	3,090 (81.0MPH 45-Fastball vs. Abraham Toro)	4/30 @ NAS
Nick Loftin	433 (3-Run off Brent Headrick)	5/24 @ STP	CJ Alexander	109.9 (Home Run vs. Mitch Spence)	5/14 @ SWB	Josh Staumont	98.9 (Jermaine Palacios, Foul Ball)	4/9 vs. TOL	Josh Staumont	3,058 (81.0MPH Curveball vs. Miguel Andujar)	3/31 @ IND
Freddy Fermin	428 (2-Run off Ashton Goudeau)	4/8 vs. TOL	Dairon Blanco	109.6 (Double Play vs. Kervin Castro)	4/7 vs. TOL	Josh Staumont	98.8 (Michael Papierski, Ball)	4/9 vs. TOL	Drew Parrish	3,000 (89.9MPH Sinker vs. Michael Siani)	5/4 vs. LOU

THE LAST TIME OMAHA...

THREW A PERFECT GAME	
THREW A 9-INNING NO-HITTER	6/20/1988 vs. Columbus (Luis Aquino, 2-0 win)
THREW A 7-INNING NO-HITTER	7/13/1990 @ Iowa [G1] (Gene Walter, 3-0 win)
THREW A COMBINED NO-HITTER	4/17/1997 vs. Oklahoma City (Jim Converse and Allen McMill, 2-0 win)

THREW A COMBINED 1-HITTER (9 Innings)	8/26/2019 vs. Nashville (5-0 Win)
THREW A COMBINED 1-HITTER (7 Innings)	Pitchers: Arnaldo Hernandez (8.0 IP), Gabe Speier (1.0 IP)
THREW A COMBINED 2-HITTER (9 Innings)	6/12/2022 vs. Lehigh Valley (10-0 Win)
THREW A COMBINED 2-HITTER (7 Innings)	Pitchers: Zack Greinke (5.0 IP), Andrés Núñez (1.0 IP), Marcelo Martínez (2.0 IP) & Brad Peacock (1.0 IP)
GOT NO-HIT (9 INNINGS)	June 7, 2017 vs. Nashville (4-0 Loss)
GOT NO-HIT (LESS THAN 9 INNINGS)	4/26/2023 @ Nashville (5-0 Loss)
GOT 1-HIT	6/29/2008 vs. Oklahoma [G1] (Dustin Nippert, 2-0 loss)
GOT 2-HIT	8/15/2021 vs. Iowa (10-0 Loss)

THREW A COMBINED 9-INNING SHUTOUT	5/18/2023 vs. Toledo (9-0 Win)
THREW SHUTOUTS IN 3 STRAIGHT GAMES	Pitchers: Austin Cox (5.0 IP), Evan Sisk (1.0 IP), Dylan Coleman (1.0 IP), Collin Snider (1.0 IP), Nick Wittgren (1.0 IP)
THREW BACK-TO-BACK SHUTOUTS	8/7/2018 vs. Salt Lake and 8/9 and 8/10/2018 @ Round Rock (5-0, 9-0, 2-0)
GOT SHUT OUT (9 INNINGS)	8/9 and 8/10/2018 @ Round Rock (9-0 Win & 2-0 Win)
GOT SHUT OUT IN BACK-TO-BACK GAMES	4/26/2023 @ Nashville (5-0 Loss)
GOT SHUT OUT IN 3 STRAIGHT GAMES	7/23 and 7/24/2022 vs. Iowa (10-0 Loss, 7-0 Loss)
GOT SHUT OUT (LESS THAN 9 INNINGS)	N/A (Since 2005)

WON 10 GAMES IN A ROW	June 5 to June 16, 2012
WON 9 GAMES IN A ROW	May 22 to June 1, 2021
WON 8 GAMES IN A ROW	May 23 to May 30, 2010
WON 7 GAMES IN A ROW	July 21 to July 26, 2015
WON 6 GAMES IN A ROW	August 25 to August 31, 2021

LOST 10 GAMES IN A ROW	August 6 to August 16, 2006
LOST 8 GAMES IN A ROW	June 6 to June 14, 2016
LOST 7 GAMES IN A ROW	April 20 to April 28, 2019
LOST 6 GAMES IN A ROW	May 4 to May 9, 2018

STRUCK OUT 19+ OPPOSING HITTERS	5/6/2021 vs. St. Paul (19)
STRUCK OUT 17+ OPPOSING HITTERS	5/6/2021 vs. St. Paul (19)
STRUCK OUT 15+ OPPOSING HITTERS	5/11/2023 @ Scranton/Wilkes-Barre (15)
STRUCK OUT 10+ OPPOSING HITTERS	5/27/2023 @ St. Paul (12)

SCORED 20+ RUNS IN ONE GAME	7/4/2022 vs. Toledo (20)
SCORED 15+ RUNS IN ONE GAME	7/4/2022 vs. Toledo (20)
SCORED 10+ RUNS IN ONE GAME	5/4/2023 vs. Louisville (10)
ALLOWED 20+ RUNS IN ONE GAME	9/11/2021 @ St. Paul (21)
ALLOWED 15+ RUNS IN ONE GAME	9/11/2022 vs. Indianapolis (19)
ALLOWED 10+ RUNS IN ONE GAME	5/28/2023 @ St. Paul (10)

HAD 27+ HITS IN ONE GAME	7/4/2022 vs. Toledo (27)
HAD 25+ HITS IN ONE GAME	7/4/2022 vs. Toledo (27)
HAD 20+ HITS IN ONE GAME	7/4/2022 vs. Toledo (27)
HAD 15+ HITS IN ONE GAME	5/17/2023 vs. Toledo (18)
HAD 10+ HITS IN ONE GAME	5/30/2023 vs. Memphis (12)
ALLOWED 22+ HITS IN ONE GAME	8/2/2019 @ Reno (23)
ALLOWED 20+ HITS IN ONE GAME	8/2/2019 @ Reno (23)
ALLOWED 15+ HITS IN ONE GAME	5/27/2023 @ St. Paul (16)
ALLOWED 10+ HITS IN ONE GAME	5/27/2023 @ St. Paul (16)

WALKED 14+ TIMES IN ONE GAME	4/14/2022 vs. Louisville (14)
WALKED 10+ TIMES IN ONE GAME	4/20/2023 vs. Gwinnett (11)
WALKED 8+ TIMES IN ONE GAME	5/26/2023 @ St. Paul (8)
ALLOWED 13+ WALKS IN ONE GAME	5/8/2007 vs. Sacramento (13)
ALLOWED 10+ WALKS IN ONE GAME	9/21/2022 vs. Iowa (11)
ALLOWED 8+ WALKS IN ONE GAME	5/30/2023 vs. Memphis (9)

HIT 9+ HOME RUNS IN A GAME	7/3/2022 vs. Toledo (9)
HIT 7+ HOME RUNS IN A GAME	7/3/2022 vs. Toledo (9)
HIT 5+ HOME RUNS IN A GAME	7/3/2022 vs. Toledo (9)
HIT 3+ HOME RUNS IN A GAME	5/21/2023 vs. Toledo (4)
ALLOWED 7+ HOME RUNS IN A GAME	9/5/2021 vs. Toledo (7)
ALLOWED 5+ HOME RUNS IN A GAME	5/4/2023 vs. Louisville (6)
ALLOWED 3+ HOME RUNS IN A GAME	5/17/2023 vs. Toledo (3)

HAD 2 PLAYERS HIT 2 HOME RUNS IN A GAME	Nate Eaton & Roman Quinn, 7/4/2022 vs. Toledo (20-6 win)
HIT BACK-TO-BACK HOME RUNS	4/5/2023 vs. Toledo, 6th Inning (7-6 loss)
HIT 3 STRAIGHT HOME RUNS	Tyler Gentry (3-run) & Logan Porter (solo) 5/21/2021 @ Iowa, 9th Inning (9-8 loss)
	Anderson Miller (2-run), Sebastian Rivero (solo), Gabriel Cancel (solo) 5/27/2023 @ St. Paul (14-1 loss)

SCORED 10+ RUNS IN AN INNING	12 Runs, 2nd Inning – 4/8/2019 @ Memphis (14-3 win)
SCORED 7+ RUNS IN AN INNING	7 Runs, 1st Inning – 5/17/2023 vs. Toledo (16-8 win)
SCORED 5+ RUNS IN AN INNING	6 Runs, 8th Inning – 5/18/2023 vs. Toledo (9-9 win)
SCORED 5+ RUNS IN AN EXTRA INNING	6 Runs, 11th Inning – 8/3/2021 @ Columbus (11-7 win)
ALLOWED 10+ RUNS IN AN INNING	10 Runs, 6th Inning – 7/16/2012 vs. Oklahoma City (16-6 loss)
ALLOWED 7+ RUNS IN AN INNING	9 Runs, 7th Inning – 5/28/2023 @ St. Paul (10-6 loss)
ALLOWED 5+ RUNS IN AN INNING	9 Runs, 7th Inning – 5/28/2023 @ St. Paul (10-6 loss)
ALLOWED 5+ RUNS IN AN EXTRA INNING	6 Runs, 12th Inning – 7/7/2017 vs. Colorado Springs (8-4 loss)
WON A GAME BY 15+ RUNS	14 Runs – 7/4/2023 vs. Toledo (20-6 win)
WON A GAME BY 10+ RUNS	11 Runs – 4/1/2023 vs. Indianapolis (12-1 win)
LOST A GAME BY 15+ RUNS	16 Runs – 9/11/2022 vs. Indianapolis (19-3 loss)
LOST A GAME BY 10+ RUNS	14 Runs – 5/27/2023 @ St. Paul (14-1 loss)

SCORED 12+ RUNS IN CONSECUTIVE GAMES	9/25/2021 and 9/26/2021 vs. Indianapolis (12-3 Win & 17-12 loss)
SCORED 10+ RUNS IN CONSECUTIVE GAMES	6/26/2022 vs. Columbus & 6/28/2022 @ St. Paul (17-4 Win, 11-2 win)
SCORED JUST ONE RUN WITHOUT AN RBI	5/4/2019 vs. Iowa (6-1 loss)
SCORED MULTIPLE RUNS WITHOUT AN RBI	4/30/2018 @ Iowa (10-3 loss)
SCORED MORE RUNS THAT RECORDED HITS	4/8/2023 vs. Toledo (13-8 win, 13 R on 12 H)

TURNED 6 DOUBLE PLAYS IN ONE GAME	8/25/08 vs. New Orleans
TURNED 5 DOUBLE PLAYS IN ONE GAME	4/1/2023 @ Indianapolis
TURNED 4 DOUBLE PLAYS IN ONE GAME	5/9/2023 @ Scranton/Wilkes-Barre
TURNED 3+ DOUBLE PLAYS IN ONE GAME	5/26/2023 @ St. Paul (3)
TURNED A TRIPLE PLAY	5/13/1992 @ Denver, 1st Inning (3-2 win)
HIT INTO A TRIPLE PLAY	5-4-3 (Fielders: Sean Berry to Stu Cole to Jeff Conine Batter: Jim Tatum) 4/17/2015 vs. New Orleans, Cheslor Cuthbert, 1st Inning (5-3 loss)
	5-3-4-6-5-3 (Fielders: Derek Dietrich to Justin Bour to Scott Sizemore to Miguel Rojas to Dietrich to Bour)

COMMITTED 6 ERRORS	5/10/2012 @ Sacramento
COMMITTED 5 ERRORS	4/16/2006 @ Memphis
COMMITTED 4 ERRORS	6/29/2022 @ St. Paul
COMMITTED 3+ ERRORS	5/27/2023 @ St. Paul (3)

EVERY STORM CHASER IN THE STARTING LINEUP HAD A HIT	5/17/2023 vs. Toledo
EVERY STORM CHASER IN THE STARTING LINEUP SCORED A RUN	4/1/2023 vs. Indianapolis
EVERY STORM CHASER IN THE STARTING LINEUP HAD A HIT AND SCORED A RUN	
LINEUP BATTED AROUND TWICE IN ONE GAME	

WON ON THE LAST AT-BAT OF THE GAME (WALK-OFF WIN)	9/22/2022 vs. Iowa (5-4 Win, 13 innings)
LOST ON THE LAST AT-BAT OF THE GAME (WALK-OFF LOSS)	5/24/2023 @ St. Paul (6-5 Loss, 9 innings)
PLAYED BACK-TO-BACK EXTRA-INNING GAMES	7/2 and 7/3/2019 @ Round Rock (7-6 Loss & 9-8 Loss, both 10 innings)

WON BOTH GAMES OF A DOUBLEHEADER	8/22/2022 vs. Scranton/Wilkes-Barre (9-4 Win & 12-10 Win)
PITCHED SHUTOUTS IN BOTH GAMES OF A DOUBLEHEADER	N/A (Since 2005)
LOST BOTH GAMES OF A DOUBLEHEADER	8/29/2018 vs. Colorado Springs (3-2 Loss & 7-0 Loss)
SHUT OUT IN BOTH GAMES OF A DOUBLEHEADER	6/2/2013 vs. Memphis (7-0 Loss, 5-0 Loss)

OPPOSING HITTER HAD A 3-HOMER GAME	Christian Encarnacion-Strand, 5/4/2023 vs. Louisville
OPPOSING HITTER HIT FOR THE A CYCLE	Matt McClain, 5/4/2023 vs. Louisville

THE LAST TIME AN OMAHA HITTER...

HAD 6 HITS IN ONE GAME	Matt Diaz, 7/27/2005 @ Portland
HAD 5 HITS IN ONE GAME	Dairon Blanco, 9/15/2022 @ Columbus
HAD 4 HITS IN ONE GAME	Tyler Gentry, 5/30/2023 vs. Memphis
HAD 3 HITS IN ONE GAME	Nick Loftin, 5/30/2023 vs. Memphis

HIT 3 HOME RUNS IN ONE GAME	Ryan McBroom, 6/13/2021 @ St. Paul
HIT 2 HOME RUNS IN ONE GAME	Drew Waters, 5/21/2023 vs. Toledo
HIT 2 TRIPLES IN ONE GAME	Angel Franco, 5/6/2016 @ Iowa
HIT 4 DOUBLES IN ONE GAME	Jordan Párraz, 5/18/2010 @ Las Vegas
HIT 3 DOUBLES IN ONE GAME	Dairon Blanco, 9/15/2022 @ Columbus
HIT 2 DOUBLES IN ONE GAME	Drew Waters, 5/23/2023 @ St. Paul
HIT 2 SACRIFICE FLIES IN ONE GAME	Samad Taylor, 4/30/2023 @ Nashville

HIT A GRAND SLAM	Brent Rooker, 9/26/2022 @ St. Paul
HIT AN INSIDE-THE PARK HOME RUN	Bobby Witt Jr., 9/8/2021 @ St. Paul
LED OFF A HOME GAME WITH A HOME RUN	Drew Waters, 8/3/2022 vs. St. Paul
LED OFF A ROAD GAME WITH A HOME RUN	Drew Waters, 8/16/2022 @ Louisville
HIT A PINCH-HIT HOME RUN	Elier Hernández, 5/22/2019 vs. Iowa
HIT A WALK-OFF HOME RUN	Nate Eaton, 5/31/2022 vs. Indianapolis
HIT A WALK-OFF GRAND SLAM	Jimmy Govea, 5/7/2022 vs. Columbus
HIT A WALK-OFF PINCH-HIT HOME RUN	Chad Santos, 8/23/2005 vs. New Orleans
HIT FOR THE CYCLE	Jimmy Paredes, 5/12/2014 vs. New Orleans

HAD 11 RBI IN ONE GAME	Mike Moustakas, 8/30/2010 vs. Round Rock
HAD 9 RBI IN ONE GAME	Brett Eibner, 4/9/2014 vs. Memphis
HAD 8 RBI IN ONE GAME	Jimmy Paredes, 5/12/2014 vs. New Orleans
HAD 7 RBI IN ONE GAME	Brett Hayes, 4/14/2013 vs. Nashville
HAD 6 RBI IN ONE GAME	Freddy Fermin, 4/8/2023 vs. Toledo
HAD 5 RBI IN ONE GAME	Jakson Reetz, 4/1/2023 @ Indianapolis
HAD 4 RBI IN ONE GAME	Nick Loftin, 5/5/2023 vs. Louisville

SCORED 5 RUNS IN ONE GAME	Brett Eibner, 5/12/2014 vs. New Orleans
SCORED 4 RUNS IN ONE GAME	Maikel García, 9/15/2022 @ Columbus
SCORED 3 RUNS IN ONE GAME	Tyler Gentry, 5/30/2023 vs. Memphis

WALKED 4 TIMES IN ONE GAME	MJ Melendez, 8/22/2002 vs. Columbus
WALKED 3 TIMES IN ONE GAME	Samad Taylor, 5/26/2023 @ St. Paul

STOLE 4 BASES IN ONE GAME	Dairon Blanco, 5/25/2023 @ St. Paul
STOLE 3 BASES IN ONE GAME	Samad Taylor and Nate Eaton, 5/26/2023 @ St. Paul
STOLE 2 BASES IN ONE GAME	Dairon Blanco and Samad Taylor, 5/19/2023 vs. Toledo

STRUCK OUT 5 TIMES IN ONE GAME	Drew Waters, 8/10/2022 @ Toledo
STRUCK OUT 4 TIMES IN ONE GAME	Tucker Bradley, 5/25/2023 @ St. Paul
STRUCK OUT 3 TIMES IN ONE GAME	Greyson Jenista, 5/27/2023 @ St. Paul

REACHED BASE 6 TIMES IN ONE GAME	Nicky Lopez, 7/27/2018 @ Fresno
REACHED BASE 5 TIMES IN ONE GAME	Dairon Blanco, 5/25/2023 @ St. Paul
REACHED BASE 4 TIMES IN ONE GAME	Tyler Gentry, 5/30/2023 vs. Memphis

REACHED BASE IN EVERY TRIP TO THE PLATE (6 PA)	Brett Eibner, 4/9/2014 vs. Memphis
REACHED BASE IN EVERY TRIP TO THE PLATE (5 PA)	Dairon Blanco, 5/25/2023 @ St. Paul
REACHED BASE IN EVERY TRIP TO THE PLATE (4 PA)	Tyler Gentry, 5/30/2023 vs. Memphis

HAD 2 HOME RUNS IN THE SAME INNING	Brett Eibner: 5th inning, 5/12/2015 vs. Memphis
HAD 2 DOUBLES IN THE SAME INNING	Clay Duncan: 6th inning, 6/26/2022 vs. Columbus
HAD 2 HITS IN THE SAME INNING	Drew Waters: 1st Inning, 5/17/2023 vs. Toledo
REACHED 2 TIMES IN THE SAME INNING	Drew Waters: 1st Inning, 5/17/2023 vs. Toledo
SCORED 2 RUNS IN THE SAME INNING	Brewer Hicklen: 6th inning, 8/26/2022 vs. Scranton/WB

HIT HOME RUNS IN 6 STRAIGHT GAMES	Steve Sisco, June 13 to June 21, 1998
HIT HOME RUNS IN 5 STRAIGHT GAMES	Cory Aldridge, July 27 to August 8, 2009
HIT HOME RUNS IN 4 STRAIGHT GAMES	Nick Pratto, August 19 to August 22, 2021
HIT HOME RUNS IN 3 STRAIGHT GAMES	Brent Rooker, September 23 to September 26, 2022
HIT HOME RUNS IN BACK-TO-BACK GAMES	Nick Loftin, May 24 and May 25, 2023
HIT HOME RUNS IN BOTH GAMES OF A DOUBLEHEADER	Nick Pratto, 4/7/2022 @ Indianapolis
HIT HOME RUNS FROM BOTH SIDES OF THE PLATE, GAME	Tim Raines Jr., 8/20/2009 @ Tacoma
HIT HOME RUN IN FIRST OMAHA AT-BAT	Jakson Reetz, 8/28/2022 vs. Scranton/WB [G1]

HAD 2+ HITS IN 7 STRAIGHT GAMES	Johnny Givonetella, August 3 to August 14, 2014
HAD 2+ HITS IN 6 STRAIGHT GAMES	Dairon Blanco, September 10 to September 17, 2022
HAD 2+ HITS IN 5 STRAIGHT GAMES	MJ Melendez, September 25 to October 2, 2021

HAD A 20+ GAME HITTING STREAK	Frank Schwindel, 20 Games: July 22 to August 13, 2018
HAD A 18+ GAME HITTING STREAK	Frank Schwindel, 20 Games: July 22 to August 13, 2018
HAD A 16+ GAME HITTING STREAK	Frank Schwindel, 20 Games: July 22 to August 13, 2018
HAD A 14+ GAME HITTING STREAK	Dairon Blanco, 15 Games: May 15 to July 10, 2022
HAD A 12+ GAME HITTING STREAK	Dairon Blanco, 15 Games: May 15 to July 10, 2022

HAD A 40+ GAME REACHED BASE STREAK	Shane Costa, 46 Games: April 14 to August 8, 2007
HAD A 35+ GAME REACHED BASE STREAK	Alex Gordon, 39 Games: May 9 to June 19, 2010
HAD A 30+ GAME REACHED BASE STREAK	Freddy Fermin, 33 Games: August 3 to September 15, 2022
HAD A 25+ GAME REACHED BASE STREAK	Freddy Fermin, 33 Games: August 3 to September 15, 2022
HAD A 20+ GAME REACHED BASE STREAK	Freddy Fermin, 33 Games: August 3 to September 15, 2022

THE LAST TIME AN OMAHA PITCHER...

THREW A 1-HITTER (9 Innings)	Luis Mendoza, 7/18/2011 @ Memphis
THREW A 1-HITTER (7 Innings)	
THREW A 2-HITTER (9 Innings)	Jeff Suppan, 6/21/2011 @ Nashville
THREW A 2-HITTER (7 Innings)	Arnaldo Hernandez, 7/21/2018 vs. Round Rock [G1]

THREW A 9-INNING COMPLETE GAME SHUTOUT	Luis Mendoza, 7/18/2011 @ Memphis
THREW A 7-INNING COMPLETE GAME SHUTOUT	Jake Kalish, 7/2/2018 vs. Nashville [G1]
THREW A 5-INNING COMPLETE GAME SHUTOUT	Anthony Lerew, 8/31/2010 vs. Round Rock

THREW A 9-INNING COMPLETE GAME	Arnaldo Hernandez, 8/15/2018 vs. Oklahoma City
THREW AN 8-INNING COMPLETE GAME	John Lannan, 6/16/2016 @ Oklahoma City
THREW A 7-INNING COMPLETE GAME	Austin Cox, 8/28/2022 vs. Scranton/WB [G1]
THREW A 6-INNING COMPLETE GAME	Matt Wright, 8/8/2008 @ Nashville [G2]
THREW A 5-INNING COMPLETE GAME	Trevor Oaks, 8/6/2018 vs. Salt Lake

STRUCK OUT 12 IN A GAME	Jakob Junis, 5/26/2017 @ Nashville
STRUCK OUT 11 IN A GAME	John Lamb, 7/9/2014 vs. Iowa
STRUCK OUT 10 IN A GAME	Jackson Kowar, 7/3/2021 @ St. Paul

WALKED 7 IN A GAME	Josh Staumont, 5/24/2017 @ Nashville
WALKED 6 IN A GAME	Drew Parrish, 6/22/2022 vs. Columbus
WALKED 5 IN A GAME	Drew Parrish, 5/20/2023 vs. Toledo

ALLOWED 6 HOME RUNS IN A GAME	Matt Wright, 8/18/2007 vs. Albuquerque
ALLOWED 5 HOME RUNS IN A GAME	Drew Parrish, 5/4/2023 vs. Louisville
ALLOWED 4 HOME RUNS IN A GAME	Jake Kalish, 9/24/2021 vs. Indianapolis
ALLOWED 3 HOME RUNS IN A GAME	Marcelo Martínez, 5/3/2023 vs. Louisville
ALLOWED 2 HOME RUNS IN A GAME	Anthony Veneziano, 5/30/2023 vs. Memphis

THREW 120+ PITCHES IN A GAME	Brett Tomko, 5/8/2014 @ Round Rock (127)
THREW 115+ PITCHES IN A GAME	Luke Farrell, 6/8/2017 vs. Nashville (116)
THREW 110+ PITCHES IN A GAME	Christian Binford, 9/3/2017 vs. Iowa (110)
THREW 100+ PITCHES IN A GAME	Anthony Veneziano, 5/30/2023 vs. Memphis (101)
THREW 95+ PITCHES IN A GAME	Anthony Veneziano, 5/30/2023 vs. Memphis (101)
THREW 90+ PITCHES IN A GAME	Anthony Veneziano, 5/30/2023 vs. Memphis (101)

THREW A QUALITY START	Max Castillo, 4/28/2023 @ St. Paul
WON HIS OMAHA DEBUT	Alec Marsh, 9/23/2022 vs. Iowa
THREW A AN IMMACULATE INNING	Anthony Swarzak, 6/3/2021 vs. Iowa

														STORM CHASERS				OPPONENT						
GM #	MARCH	OPPONENT	SCORE	RECORD	STANDINGS	WIN	LOSS	SAVE	TEMP.	1st PITCH	TIME	ATT.	HOME ATT.	R	H	E	LO	R	H	E	LO			
1.	3/31	@ Indianapolis	W, 8-6	1 - 0	1st +0.5	C. Snider (1-0)	Y. De Los Santos (0-1)	J. Staumont (1)	66°	7:05 PM	2:54	8,095		12	16	0	11	1	5	2	3			
														STORM CHASERS				OPPONENT						
GM #	APRIL	OPPONENT	SCORE	RECORD	STANDINGS	WIN	LOSS	SAVE	TEMP.	1st PITCH	TIME	ATT.	HOME ATT.	R	H	E	LO	R	H	E	LO			
2.	4/1	@ Indianapolis	W, 12-1	2 - 0	1st +1.0	D. Parrish (1-0)	C. Smith (0-1)	-	42°	1:37 PM	2:26	4,012		8	12	0	9	3	11	2	10			
3.	4/2	@ Indianapolis	W, 8-3	3 - 0	1st +1.0	J. Kowar (1-0)	D. Zamora (0-1)	-	49°	1:36 PM	2:53	4,240		2	6	0	6	9	12	0	5			
4.	4/4	TOLEDO	L, 9-2	3 - 1	2nd -0.5	B. White (1-0)	M. Castillo (0-1)	-	55°	6:42 PM	2:27	3,200	3,200	6	8	2	6	7	12	1	9			
5.	4/5	TOLEDO	L, 7-6	3 - 2	2nd -1.0	T. Holton (1-0)	R. Weiss (0-1)	M. Díaz (2)	35°	12:07 PM	2:40	1,405	4,605	5	7	1	4	8	10	2	9			
6.	4/6	TOLEDO	L, 8-5	3 - 3	3rd -2.0	J. Fry (1-0)	J. Kowar (1-1)	M. Del Pozo (1)	45°	12:06 PM	2:48	1,607	6,212	9	12	0	6	4	9	0	11			
7.	4/7	TOLEDO	W, 9-4	4 - 3	2nd -1.0	J. Heasley (1-0)	R. Olson (0-2)	-	70°	6:35 PM	2:35	1,968	8,180	13	12	3	4	8	13	0	12			
8.	4/8	TOLEDO	W, 13-8	5 - 3	2nd -0.5	M. Martinez (1-0)	M. Lorenzen (0-1)	-	71°	2:05 PM	2:49	2,070	10,250	2	6	3	12	8	13	0	11			
9.	4/9	TOLEDO	L, 8-2	5 - 4	2nd -1.5	T. Holton (2-0)	M. Castillo (0-2)	-	73°	2:11 PM	2:57	2,119	12,369	6	10	0	6	9	7	1	6			
10.	4/11	@ Iowa	L, 9-6	5 - 5	5th -2.5	R. Elias (1-0)	M. Mayers (0-1)	M. Rodriguez (1)	79°	6:38 PM	2:34	3,557		10	12	0	5	6	8	0	4			
11.	4/12	@ Iowa	W, 10-6	6 - 5	5th -1.5	J. Kowar (2-0)	R. Thompson (0-1)	-	77°	12:09 PM	2:26	4,085		1	6	1	4	14	15	0	8			
12.	4/13	@ Iowa	L, 14-1	6 - 6	6th -2.5	N. Neidert (1-1)	J. Heasley (1-1)	-	81°	6:38 PM	2:18	3,647		11	11	2	10	8	11	3	10			
13.	4/14	@ Iowa	W, 11-8	7 - 6	6th -2.0	C. Snider (2-0)	M. Rodríguez (1-1)	N. Wittgren (1)	79°	7:09 PM	3:16	6,257												
14.	4/15	@ Iowa	PPD/Rain (To be made up April 16)																					
14.	4/16	@ Iowa	Cancelled/Snow																					
15.	4/16	@ Iowa	Cancelled/Snow																					
14.	4/18	WINNETT	L, 4-1	7 - 7	5th -3.0	T. Tice (2-0)	J. Kowar (2-2)	Y. Rios (1)	70°	6:39 PM	2:24	1,703	14,072	1	7	1	8	4	6	0	8			
15.	4/19	WINNETT	L, 6-2	7 - 8	5th -4.0	B. Burrows (1-0)	J. Heasley (1-2)	-	70°	12:05 PM	2:15	6,641	20,713	2	6	0	5	6	10	0	3			
16.	4/20	WINNETT	L, 9-3	7 - 9	6th -4.5	B. Moran (1-0)	M. Castillo (0-3)	-	56°	6:37 PM	2:47	2,026	22,739	3	3	1	10	9	10	1	5			
17.	4/21	WINNETT	L, 7-3	7 - 10	7th -6.0	A. Winans (1-2)	E. Sisk (0-1)	-	44°	6:36 PM	3:01	2,041	24,780	3	9	2	9	7	11	0	8			
18.	4/22	WINNETT	L, 5-2	7 - 11	6th -7.0	D. Dodd (1-0)	A. Núñez (0-1)	Y. Rios (2)	42°	2:06 PM	2:27	3,025	27,805	2	4	1	2	5	10	0	10			
19.	4/23	WINNETT	W, 5-3	8 - 11	6th -6.0	M. Mayers (1-1)	N. Kingham (0-3)	N. Wittgren (2)	49°	2:06 PM	2:23	2,046	29,851	5	12	3	6	3	8	0	9			
20.	4/25	@ Nashville	L, 8-3	8 - 12	6th -7.0	R. Gasser (1-0)	J. Heasley (1-3)	-	67°	6:39 PM	2:14	4,127		3	5	1	3	8	11	0	6			
21.	4/26	@ Nashville	L, 5-0	8 - 13	7th -8.0	C. Boushley (1-1)	M. Castillo (0-4)	-	68°	6:37 PM	2:27	5,455		0	4	0	5	5	11	1	8			
22.	4/27	@ Nashville	W, 2-1	9 - 13	7th -7.0	A. Cox (1-0)	J. Junk (2-1)	N. Wittgren (3)	61°	7:19 PM	2:28 (4:44)	3,507		2	8	0	7	1	6	1	8			
23.	4/28	@ Nashville	L, 4-3	9 - 14	7th -7.0	J. Bukauskas (1-0)	J. Dye (0-1)	-	69°	6:37 PM	2:26	6,707		3	5	1	3	4	7	1	4			
24.	4/29	@ Nashville	L, 6-5 (10)	9 - 15	8th -8.0	L. Erceg (3-0)	E. Sisk (0-2)	-	70°	6:39 PM	2:58	9,833		5	8	0	6	6	13	1	15			
25.	4/30	@ Nashville	W, 10-6	10 - 15	7th -7.0	A. Núñez (1-1)	J. Bukauskas (1-1)	-	61°	3:08 PM	3:00 (7:03)	9,469		10	11	1	9	6	9	3	9			
APRIL Hitting Results: .250/.337/.441 (200-for-799), 49 2B, 2 3B, 33 HR, 124 R, 99 BB, 38 SB // APRIL Pitching Results: 9-15, 5.65 ERA (133 ER in 212.0 IP), 3/7 SV, 238 H, 30 HR, 104 BB, 198 K, 1.61 WHIP, .284 AVG														STORM CHASERS				OPPONENT						
GM #	MAY	OPPONENT	SCORE	RECORD	STANDINGS	WIN	LOSS	SAVE	TEMP.	1st PITCH	TIME	ATT.	HOME ATT.	R	H	E	LO	R	H	E	LO			
26.	5/2	LOUISVILLE	L, 10-4	10 - 16	8th -8.0	A. Abbott (1-0)	M. Castillo (0-5)	-	57°	12:06 PM	2:57	2,024	31,875	4	6	0	10	10	14	2	8			
27.	5/3	LOUISVILLE	L, 7-4	10 - 17	10th -9.0	B. Lively (4-0)	M. Martinez (1-1)	-	60°	11:07 AM	2:20	3,364	35,239	4	10	1	5	7	11	0	7			
28.	5/4	LOUISVILLE	L, 12-10	10 - 18	10th -9.0	R. Wynne (1-1)	D. Parrish (1-1)	-	77°	6:36 PM	2:45	3,333	38,572	10	11	1	9	12	13	4	4			
29.	5/5	LOUISVILLE	W, 6-2	11 - 18	10th -8.0	M. Mayers (2-1)	B. Williamson (1-4)	J. Kowar (1)	63°	6:36 PM	2:14	5,735	44,307	6	5	0	3	2	7	1	7			
30.	5/6	LOUISVILLE	W, 11-9	12 - 18	8th -7.5	E. Sisk (1-2)	J. Kuhnel (0-1)	J. Cuas (1)	78°	6:37 PM	2:57	3,872	48,179	11	12	0	8	9	13	1	6			
31.	5/7	LOUISVILLE	L, 4-3	12 - 19	9th -7.0	Z. Brown (1-1)	B. Kriske (0-1)	A. Busenitz (3)	82°	2:07 PM	2:46	2,469	50,648	3	8	0	7	4	6	0	8			
32.	5/9	@ Scranton/WB	L, 14-2	12 - 20	9th -8.0	M. Spence (3-2)	D. Parrish (1-2)	-	68°	6:06 PM	2:20	3,053		2	4	1	2	14	18	1	7			
33.	5/10	@ Scranton/WB	L, 4-3	12 - 21	10th -8.5	A. McGarity (3-0)	D. Coleman (0-1)	-	60°	11:05 AM	2:41	5,829		3	5	0	9	4	4	1	6			
34.	5/11	@ Scranton/WB	W, 4-3 (11)	13 - 21	9th -8.5	A. Núñez (2-1)	D. Snelten (0-2)	-	76°	6:37 PM	3:02	3,691		4	4	0	6	3	8	2	10			
35.	5/12	@ Scranton/WB	W, 3-2	14 - 21	9th -8.5	D. Lynch (1-0)	R. Vásquez (0-5)	N. Wittgren (4)	79°	6:35 PM	2:22	4,142		3	8	0	5	2	4	1	6			
36.	5/13	@ Scranton/WB	L, 8-6	14 - 22	10th -9.0	A. McGarity (4-0)	B. Kriske (0-2)	-	76°	4:05 PM	2:32	5,027		6	14	0	6	8	10	0	5			
37.	5/14	@ Scranton/WB	W, 6-3	15 - 22	9th -8.0	J. Dipoto (1-0)	D. Snelten (0-3)	N. Wittgren (5)	75°	1:06 PM	3:02	3,058		6	7	0	6	3	9	1	11			
38.	5/16	TOLEDO	L, 9-2	15 - 23	10th -8.0	H. Hembree (4-1)	J. Heasley (1-4)	-	77°	6:36 PM	2:45	2,001	52,649	2	9	1	15	9	12	0	6			
39.	5/17	TOLEDO	W, 16-8	16 - 23	10th -7.5	W. Pennington (1-0)	Z. Logue (1-3)	-	83°	6:37 PM	2:54	2,218	54,867	16	18	0	8	8	14	2	3			
40.	5/18	TOLEDO	W, 9-0	17 - 23	10th -6.5	A. Cox (2-0)	B. Hanifee (0-3)	-	78°	6:37 PM	2:31	3,529	58,396	9	14	0	8	0	3	0	6			
41.	5/19	TOLEDO	W, 9-1	18 - 23	10th -6.0	A. Núñez (3-1)	A. Bergner (1-1)	-	66°	6:36 PM	2:41	5,058	63,454	9	12	1	9	1	6	1	8			
42.	5/20	TOLEDO	L, 4-1	18 - 24	10th -7.5	R. Olson (2-3)	J. McArthur (0-1)	M. Díaz (7)	75°	6:38 PM	2:47	6,882	70,336	1	2	0	8	4	5	1	8			
43.	5/21	TOLEDO	W, 8-4	19 - 24	10th -6.5	N. Wittgren (1-0)	S. Elledge (0-1)	-	81°	5:07 PM	2:50	3,995	74,331	8	12	0	9	4	15	2	11			
44.	5/23	@ St. Paul	W, 6-1	20 - 24	10th -6.5	D. Lynch (2-0)	S. Woods Richardson (0-5)	-	76°	11:09 AM	2:24	7,436		6	10	0	10	1	6	0	7			
45.	5/24	@ St. Paul	L, 6-5	20 - 25	10th -6.5	O. Ortega (2-0)	B. Kriske (0-3)	-	68°	7:08 PM	3:00	4,222		5	11	1	12	6	9	2	9			
46.	5/25	@ St. Paul	L, 8-6	20 - 26	10th -7.5	R. Henriquez (1-0)	A. Núñez (3-2)	P. Murphy (2)	74°	7:09 PM	2:50	7,218		6	10	3	12	8	10	2	6			
47.	5/26	@ St. Paul	W, 6-4	21 - 26	9th -6.5	D. Parrish (2-2)	C. Sadzeck (1-3)	D. Coleman (1)	77°	7:08 PM	2:59	6,080		6	8	1	8	4	8	1	9			
48.	5/27	@ St. Paul	L, 14-1	21 - 27	9th -7.5	R. Dobnak (2-1)	J. Heasley (1-5)	-	80°	7:10 PM	2:51	6,386		1	6	3	8	14	16	1	10			
49.	5/28	@ St. Paul	L, 10-6	21 - 28	10th -8.5	J. Winder (3-1)	J. Kowar (2-3)	-	82°	5:12 PM	2:28	8,640		6	11	2	4	10	9	1	2			
50.	5/30	MEMPHIS	W, 7-6	22 - 28	9th -8.0	A. Veneziano (1-0)	J. Woodford (0-1)	B. Kriske (1)	82°	7:06 PM	2:32	2,352	76,683	7	12	0	6	6	6	3	8			
51.	5/31	MEMPHIS																						
MAY Hitting Results: // MAY Pitching Results:														STORM CHASERS				OPPONENT						
GM #	JUNE	OPPONENT	SCORE	RECORD	STANDINGS	WIN	LOSS	SAVE	TEMP.	1st PITCH	TIME	ATT.	HOME ATT.	R	H	E	LO	R	H	E	LO			
52.	6/1	MEMPHIS																						
53.	6/2	MEMPHIS																						
54.	6/3	MEMPHIS																						
55.	6/4	MEMPHIS																						
56.	6/6	@ Indianapolis																						
57.	6/7	@ Indianapolis																						
58.	6/8	@ Indianapolis																						
59.	6/9	@ Indianapolis			</																			

GM #	JUNE	OPPONENT	SCORE	RECORD	STANDINGS	WIN	LOSS	SAVE	TEMP.	1ST PITCH	TIME	ATT.	HOME ATT.	STORM CHASERS				OPPONENT			
														R	H	E	LO	R	H	E	LO
75	6/28	IOWA																			
76	6/29	IOWA																			
77	6/30	IOWA																			
JUNE Hitting Results: TBD // JUNE Pitching Results: TBD														STORM CHASERS				OPPONENT			
GM #	JULY	OPPONENT	SCORE	RECORD	STANDINGS	WIN	LOSS	SAVE	TEMP.	1ST PITCH	TIME	ATT.	HOME ATT.	STORM CHASERS				OPPONENT			
														R	H	E	LO	R	H	E	LO
78	7/1	IOWA																			
79	7/2	IOWA																			
80	7/3	IOWA																			
81	7/4	@ Gwinnett																			
82	7/5	@ Gwinnett																			
83	7/6	@ Gwinnett																			
84	7/7	@ Gwinnett																			
85	7/8	@ Gwinnett																			
86	7/9	@ Gwinnett																			
87	7/14	INDIANAPOLIS																			
88	7/15	INDIANAPOLIS																			
89	7/16	INDIANAPOLIS																			
90	7/18	ST. PAUL																			
91	7/19	ST. PAUL																			
92	7/20	ST. PAUL																			
93	7/21	ST. PAUL																			
94	7/22	ST. PAUL																			
95	7/23	ST. PAUL																			
96	7/25	@ Columbus																			
97	7/26	@ Columbus																			
98	7/27	@ Columbus																			
99	7/28	@ Columbus																			
100	7/29	@ Columbus																			
102	7/30	@ Columbus																			
JULY Hitting Results: TBD // JULY Pitching Results: TBD														STORM CHASERS				OPPONENT			
GM #	AUGUST	OPPONENT	SCORE	RECORD	STANDINGS	WIN	LOSS	SAVE	TEMP.	1ST PITCH	TIME	ATT.	HOME ATT.	STORM CHASERS				OPPONENT			
														R	H	E	LO	R	H	E	LO
101	8/1	@ Louisville																			
102	8/2	@ Louisville																			
103	8/3	@ Louisville																			
104	8/4	@ Louisville																			
105	8/5	@ Louisville																			
106	8/6	@ Louisville																			
107	8/8	IOWA																			
108	8/9	IOWA																			
109	8/10	IOWA																			
110	8/11	IOWA																			
111	8/12	IOWA																			
112	8/13	IOWA																			
113	8/15	@ Toledo																			
114	8/16	@ Toledo																			
115	8/17	@ Toledo																			
116	8/18	@ Toledo																			
117	8/19	@ Toledo																			
118	8/20	@ Toledo																			
119	8/22	ST. PAUL																			
120	8/23	ST. PAUL																			
121	8/24	ST. PAUL																			
122	8/25	ST. PAUL																			
123	8/26	ST. PAUL																			
124	8/27	ST. PAUL																			
125	8/29	LOUISVILLE																			
126	8/30	LOUISVILLE																			
127	8/31	LOUISVILLE																			
AUGUST Hitting Results: TBD // AUGUST Pitching Results: TBD														STORM CHASERS				OPPONENT			
GM #	SEPTEMBER	OPPONENT	SCORE	RECORD	STANDINGS	WIN	LOSS	SAVE	TEMP.	1ST PITCH	TIME	ATT.	HOME ATT.	STORM CHASERS				OPPONENT			
														R	H	E	LO	R	H	E	LO
128	9/1	LOUISVILLE																			
129	9/2	LOUISVILLE																			
130	9/3	LOUISVILLE																			
131	9/5	@ Iowa																			
132	9/6	@ Iowa																			
133	9/7	@ Iowa																			
134	9/8	@ Iowa																			
135	9/9	@ Iowa																			
136	9/10	@ Iowa																			
137	9/12	INDIANAPOLIS																			
138	9/13	INDIANAPOLIS																			
139	9/14	INDIANAPOLIS																			
140	9/15	INDIANAPOLIS																			
141	9/16	INDIANAPOLIS																			
142	9/17	INDIANAPOLIS																			
143	9/19	@ Columbus																			
144	9/20	@ Columbus																			
145	9/21	@ Columbus																			
146	9/22	@ Columbus																			
147	9/23	@ Columbus																			
148	9/24	@ Columbus																			
SEPTEMBER Hitting Results: TBD // SEPTEMBER Pitching Results: TBD														STORM CHASERS				OPPONENT			
2ND HALF Hitting Results: TBD // 2ND HALF Pitching Results: TBD														STORM CHASERS				OPPONENT			

LF

Tucker Bradley, 22 (10-12)
Dairon Blanco, 10 (5-5)
Samad Taylor, 6 (4-2)
Brewer Hicklen, 6 (1-5)
Nick Pratto, 3 (1-2)
Franmil Reyes, 1 (1-0)
Tyler Gentry, 1 (0-1)

CF

Dairon Blanco, 19 (9-10)
Drew Waters, 12 (7-5)
Samad Taylor, 11 (2-9)
Nate Eaton, 6 (3-3)
Brewer Hicklen, 1 (0-1)

RF

Tyler Gentry, 41 (17-24)
Dairon Blanco, 4 (4-0)
CJ Alexander, 4 (1-3)
Nate Eaton, 1 (0-1)

SS

Angelo Castellano, 30 (10-20)
Maikel Garcia, 14 (8-6)
Clay Dungan, 4 (2-2)
Johan Camargo, 1 (1-0)
Nicky Lopez, 1 (1-0)

2B

Samad Taylor, 29 (15-14)
Nick Loftin, 9 (1-8)
Clay Dungan, 6 (4-2)
Angelo Castellano, 4 (2-2)
Johan Camargo, 1 (0-1)
Nicky Lopez, 1 (0-1)

SP

Jonathan Heasley, 10 (5-5)
Drew Parrish, 9 (4-5)
Mike Mayers, 8 (3-5)
Austin Cox, 7 (4-3)
Max Castillo, 6 (0-6)
Daniel Lynch, 4 (3-1)
Daniel Mengden, 2 (2-0)
Anthony Veneziano, 2 (1-1)
Jackson Kowar, 1 (0-1)
Marcelo Martinez, 1 (0-1)

3B

Nick Loftin, 32 (18-14)
Maikel Garcia, 10 (2-8)
Angelo Castellano, 2 (1-1)
Samad Taylor, 2 (0-2)
Clay Dungan, 1 (1-0)
Johan Camargo, 1 (0-1)
Nate Eaton, 1 (0-1)
Nicky Lopez, 1 (0-1)

1B

CJ Alexander, 20 (9-11)
Nick Pratto, 16 (6-10)
Logan Porter, 11 (6-5)
Greyson Jenista, 3 (1-2)

DH

Brewer Hicklen, 12 (7-5)
CJ Alexander, 8 (5-3)
Dairon Blanco, 5 (3-2)
Tyler Gentry, 4 (2-2)
Logan Porter, 4 (1-3)
Tucker Bradley, 3 (2-1)
Jakson Reetz, 3 (1-2)
Franmil Reyes, 3 (1-2)
Nick Loftin, 3 (0-3)
Freddy Fermin, 2 (0-2)
Johan Camargo, 1 (0-1)
Nate Eaton, 1 (0-1)
Samad Taylor, 1 (0-1)

C

Logan Porter, 21 (8-13)
Jakson Reetz, 17 (8-9)
Freddy Fermin, 12 (6-6)

1	2	3	4	5	6	7	8	9
Samad Taylor, 37 (14-23) Drew Waters, 12 (7-5) Dairon Blanco, 1 (1-0)	Maikel Garcia, 24 (10-14) Samad Taylor, 9 (6-3) Nick Loftin, 7 (3-4) Nate Eaton, 6 (2-4) Nicky Lopez, 3 (1-2) CJ Alexander, 1 (0-1)	Tyler Gentry, 37 (14-23) Nick Loftin, 5 (3-2) Nick Pratto, 4 (3-1) Samad Taylor, 3 (1-2) Nate Eaton, 1 (0-1)	Logan Porter, 15 (5-10) Nick Pratto, 14 (5-9) Tyler Gentry, 9 (5-4) CJ Alexander, 4 (3-1) Franmil Reyes, 4 (2-2) Nick Loftin, 3 (1-2) Freddy Fermin, 1 (1-0)	Nick Loftin, 25 (9-16) CJ Alexander, 7 (5-2) Logan Porter, 7 (4-3) Brewer Hicklen, 3 (2-1) Jakson Reetz, 2 (2-0) Dairon Blanco, 1 (0-1) Johan Camargo, 1 (0-1) Nate Eaton, 1 (0-1) Freddy Fermin, 1 (0-1) Greyson Jenista, 1 (0-1) Nick Pratto, 1 (0-1)	CJ Alexander, 14 (5-9) Logan Porter, 10 (3-7) Jakson Reetz, 7 (2-5) Brewer Hicklen, 6 (3-3) Nick Loftin, 4 (2-2) Dairon Blanco, 3 (2-1) Freddy Fermin, 2 (2-0) Tucker Bradley, 1 (1-0) Nate Eaton, 1 (1-0) Greyson Jenista, 1 (1-0) Johan Camargo, 1 (0-1)	Dairon Blanco, 16 (9-7) Freddy Fermin, 10 (3-7) Jakson Reetz, 7 (4-3) Brewer Hicklen, 6 (0-6) Logan Porter, 4 (2-2) CJ Alexander, 3 (2-1) Tucker Bradley, 1 (1-0) Nate Eaton, 1 (1-0) Johan Camargo, 1 (0-1) Greyson Jenista, 1 (0-1)	Dairon Blanco, 16 (8-8) Tucker Bradley, 11 (5-6) Clay Dungan, 7 (5-2) Brewer Hicklen, 4 (2-2) Jakson Reetz, 4 (1-3) Angelo Castellano, 4 (0-4) CJ Alexander, 3 (0-3) Johan Camargo, 1 (1-0)	Angelo Castellano, 32 (13-19) Tucker Bradley, 11 (4-7) Clay Dungan, 4 (2-2) Dairon Blanco, 2 (2-0) Brewer Hicklen, 1 (1-0)

PLAYER	GS	POSITION										BATTING ORDER								
		C	1B	2B	3B	SS	LF	CF	RF	OF	DH	1ST	2ND	3RD	4TH	5TH	6TH	7TH	8TH	9TH
Samad Taylor	49			29	2		6	11		17	1	37	9	3						
Tyler Gentry	46					1			41	42	4		37	9						
Nick Loftin	44			9	32						3		7	5	3	25	4			
Dairon Blanco	38						10	19	4	33	5	1				1	3	16	15	2
Logan Porter	37	21	12								4				16	7	10	4		
Angelo Castellano	36			4	2	30													4	32
CJ Alexander	32		20						4	4	8		1		4	7	14	3	3	
Tucker Bradley	25						22			22	3						1	1	12	11
Maikel Garcia	24				10	14							24							
Jakson Reetz	20	17									3					2	7	7	4	
Brewer Hicklen	20						7	1		8	12					3	6	6	4	1
Nick Pratto	18		15			3				3			4	13	1					
Freddy Fermin	14	12									2				1	1	2	10		
Drew Waters	12							12		12		12								
Clay Dungan	11			6	1	4													7	4
Nate Eaton	10				1				7	1	8	1	6	1		1	1	1		
Franmil Reyes	4					1				1	3				4					
Johan Camargo	4			1	1	1					1					1	1	1	1	
Nicky Lopez	3			1	1	1							3							
Greyson Jenista	3		3													1	1	1		

OF LINEUP COMBOS

50 Games

49 Unique Lineup Combinations Used

MOST USED LINEUP (2x)

PLAYER	Pos.
1. Samad Taylor	2B
2. Maikel Garcia	SS
3. Nick Pratto	1B
4. Tyler Gentry	RF
5. Nick Loftin	3B
6. CJ Alexander	DH
7. Freddy Fermin	C
8. Dairon Blanco	CF
9. Tucker Bradley	LF

STORM CHASERS POSITION PRODUCTION

	AVG	AB	H	TB	2B	3B	HR	RBI	BB	SO	OBP	SLG	OPS	SAC	SF	HBP	GIDP
C	.279	183	51	91	13	0	9	27	23	52	.368	.497	.865	0	0	3	5
1B	.199	196	39	81	8	2	10	24	18	65	.265	.413	.678	0	4	1	4
2B	.244	193	47	74	8	2	5	33	25	39	.335	.383	.718	0	3	3	3
3B	.320	194	62	102	13	0	9	43	26	28	.397	.526	.923	0	3	1	9
SS	.247	174	43	69	11	0	5	32	28	42	.348	.397	.745	0	2	0	2
LF	.216	167	36	58	8	1	4	21	33	50	.362	.347	.709	0	1	6	8
CF	.325	191	62	101	16	4	5	18	25	43	.417	.529	.946	1	1	6	11
RF	.246	195	48	74	12	1	4	23	25	48	.345	.379	.724	0	3	6	4
DH	.281	185	52	93	14	0	9	31	24	53	.373	.503	.876	1	0	3	5

STORM CHASERS BATTING ORDER PRODUCTION

	AVG	AB	H	TB	2B	3B	HR	RBI	BB	SO	OBP	SLG	OPS	SAC	SF	HBP	GIDP
1st	.307	205	63	102	16	4	5	30	30	41	.393	.498	.891	0	3	1	6
2nd	.248	202	50	78	14	1	4	36	28	47	.342	.386	.728	0	2	2	6
3rd	.263	194	51	81	11	2	5	32	28	45	.372	.418	.790	0	4	8	6
4th	.244	197	48	89	9	1	10	27	22	56	.316	.452	.768	0	5	1	7
5th	.245	200	49	85	9	0	9	29	14	49	.306	.425	.731	0	1	4	8
6th	.296	189	56	112	17	0	13	28	17	50	.364	.593	.957	0	0	3	6
7th	.231	173	40	66	9	1	5	25	26	47	.345	.382	.727	1	0	4	4
8th	.283	152	43	62	10	0	3	17	42	43	.453	.408	.861	1	1	6	2
9th	.234	175	41	70	9	1	6	30	20	46	.311	.400	.711	0	1	0	6

OUTFIELD ASSIST LOG (16)

#	OUTFIELDER	Pos.	GAME	INNING	BASE	PITCHER	BATTER	RUNNER OUT	PLAY
1.	Tucker Bradley	LF	4/4 vs. Toledo	▲ 6	3rd	Brooks Kriske	Akil Baddoo	Akil Baddoo	Baddoo 3-RBI double, out at 3rd (7-6-5)
2.	Tyler Gentry	RF	4/14 @ Iowa	▼ 5	Home	Andrés Núñez	Matt Mervis	Christopher Morel	Mervis double, Morel out at home (9-4-2)
3.	Dairon Blanco	CF	4/19 vs. Gwinnett	▲ 3	2nd	Jonathan Heasley	Hendrik Clementina	Hendrik Clementina	Clementina RBI single, out at 2nd (8-4)
4.	Samad Taylor	CF	4/26 @ Nashville	▼ 5	2nd	Max Castillo	Andruw Monasterio	Andruw Monasterio	Monasterio single, out at 2nd (8-5-3-5)
5.	Nate Eaton	CF	4/27 @ Nashville	▼ 1	Home	Austin Cox	Keston Hiura	Andruw Monasterio	Hiura single, Monasterio out at home (8-2)
6.	Dairon Blanco	LF	4/28 @ Nashville	▼ 8	2nd	Jackson Kowar	Keston Hiura	Keston Hiura	Hiura 2-RBI single, out at 2nd (7-2-4)
7.	Brewer Hicklen	LF	5/2 vs. Louisville	▲ 5	2nd	Max Castillo	Matt McLain	Matt McLain	McLain 2-RBI single, out at 2nd (7-5-4-3-5)
8.	Dairon Blanco	CF	5/5 vs. Louisville	▲ 4	Home	Mike Mayers	Nick Martini	Will Benson	Martini flies out to CF, Benson out at home (8-2)
9.	Franmil Reyes	RF	5/6 vs. Louisville	▲ 6	2nd	Collin Snider	Matt McLain	Matt McLain	McLain RBI double, out at 2nd (7-6-4-5)
10.	Tyler Gentry	RF	5/11 @ Scranton/WB	▼ 9	Home	Nick Wittgren	Billy McKinney	Michael Hermosillo	McKinney RBI single, Hermosillo out at home (9-5-2)
11.	Drew Waters	CF	5/20 vs. Toledo	▲ 6	3rd	Walter Pennington	Parker Meadows	Jermaine Palacios	Meadows sacrifice fly DP, Palacios out at 3rd (8-6)
12.	Tucker Bradley	LF	5/25 @ St. Paul	▼ 5	2nd	Jackson Kowar	Chris Williams	Chris Williams	Williams RBI single, out at 2nd (7-5-3-4-3)
13.	Dairon Blanco	RF	5/26 @ St. Paul	▼ 3	2nd	Drew Parrish	Andrew Stevenson	Tony Wolters	Stevenson flies into a double play, Wolters out at 2nd (9-6)
14.	Tyler Gentry	RF	5/27 @ St. Paul	▼ 1	3rd	Jonathan Heasley	Jose Miranda	Andrew Stevenson	Miranda flies into a double play, Stevenson out at 3rd (9-1-5)
15.	Tyler Gentry	RF	5/28 @ St. Paul	▼ 3	Home	Max Castillo	Jose Miranda	Alex De Goti	Miranda lines into a double play, De Goti out at 3rd (9-2)
16.	Brewer Hicklen	LF	5/28 @ St. Paul	▼ 7	Home	Jackson Kowar	Jose Miranda	Andrew Stevenson	Miranda RBI single, Stevenson scores, Reetz Error (7-2)

BY PLAYER

	LF	1
DAIRON BLANCO (4)	CF	2
	RF	1
TUCKER BRADLEY (2)	LF	2
NATE EATON (1)	CF	1
TYLER GENTRY (4)	RF	4
BREWER HICKLEN (2)	LF	2
FRANMIL REYES (1)	LF	1
SAMAD TAYLOR (1)	CF	1
DREW WATERS (1)	CF	1

DATE	OPPONENT	RESULT	SP	C	1B	2B	3B	SS	LF	CF	RF	DH
3/31	@ Indianapolis	W, 8-6	Mike Mayers	Freddy Fermin	Samad Taylor	Samad Taylor	Nick Loftin	Maikel Garcia	Nick Loftin	Maikel Garcia	Tyler Gentry	CJ Alexander
4/1	@ Indianapolis	W, 12-1	Austin Cox	Logan Porter	Nick Pratto	Angelo Castellano	Nick Loftin	Maikel Garcia	Tucker Bradley	Dairon Blanco	Tyler Gentry	Jackson Reetz
4/2	@ Indianapolis	W, 8-3	Jonathan Heasley	Freddy Fermin	Nick Pratto	Samad Taylor	Nick Loftin	Maikel Garcia	Tucker Bradley	Dairon Blanco	Tyler Gentry	CJ Alexander
4/4	TOLEDO	L, 2-6	Max Castillo	Freddy Fermin	Nick Pratto	Samad Taylor	Nick Loftin	Maikel Garcia	Tucker Bradley	Dairon Blanco	Tyler Gentry	CJ Alexander
4/5	TOLEDO	L, 7-6	Mike Mayers	Jackson Reetz	Logan Porter	Angelo Castellano	Nick Loftin	Maikel Garcia	Tucker Bradley	Dairon Blanco	Tyler Gentry	Freddy Fermin
4/6	TOLEDO	L, 6-5	Jackson Kowar	Freddy Fermin	CJ Alexander	Samad Taylor	Nick Loftin	Maikel Garcia	Tucker Bradley	Dairon Blanco	Tyler Gentry	Logan Porter
4/7	TOLEDO	W, 9-4	Jonathan Heasley	Freddy Fermin	Logan Porter	Samad Taylor	Angelo Castellano	Maikel Garcia	Tucker Bradley	Dairon Blanco	CJ Alexander	Tyler Gentry
4/8	TOLEDO	W, 13-8	Drew Parrish	Freddy Fermin	Nick Pratto	Samad Taylor	Maikel Garcia	Angelo Castellano	Tucker Bradley	Dairon Blanco	Tyler Gentry	CJ Alexander
4/9	TOLEDO	L, 6-2	Max Castillo	Logan Porter	Nick Pratto	Samad Taylor	Angelo Castellano	Maikel Garcia	Tyler Gentry	Dairon Blanco	CJ Alexander	Jackson Reetz
4/10	@ Iowa	L, 6-6	Mike Mayers	Samad Taylor	Nick Pratto	Samad Taylor	Nick Loftin	Maikel Garcia	Tucker Bradley	Dairon Blanco	Tyler Gentry	Logan Porter
4/11	@ Iowa	W, 10-6	Austin Cox	Logan Porter	Nick Pratto	Samad Taylor	Nick Loftin	Maikel Garcia	Tucker Bradley	Dairon Blanco	Tyler Gentry	CJ Alexander
4/12	@ Iowa	L, 14-1	Jonathan Heasley	Freddy Fermin	Nick Pratto	Angelo Castellano	Nick Loftin	Maikel Garcia	Tucker Bradley	Samad Taylor	CJ Alexander	Tyler Gentry
4/13	@ Iowa	L, 11-8	Drew Parrish	Freddy Fermin	CJ Alexander	Angelo Castellano	Nick Loftin	Maikel Garcia	Tucker Bradley	Samad Taylor	Tyler Gentry	Logan Porter
4/14	@ Iowa	Cancelled/snow										
4/15	@ Iowa	Cancelled/snow										
4/16	@ Iowa	Cancelled/snow										
4/16-61	@ Iowa	Cancelled/snow										
4/16-62	@ Iowa	Cancelled/snow										
4/17	WINNETT	L, 6-2	Mike Mayers	Freddy Fermin	Logan Porter	Nick Loftin	Maikel Garcia	Angelo Castellano	Nick Pratto	Samad Taylor	CJ Alexander	Tyler Gentry
4/18	WINNETT	L, 6-2	Jonathan Heasley	Logan Porter	Nick Pratto	Samad Taylor	Nick Loftin	Angelo Castellano	Tucker Bradley	Dairon Blanco	Tyler Gentry	Jackson Reetz
4/19	WINNETT	L, 6-2	Max Castillo	Freddy Fermin	Nick Pratto	Samad Taylor	Maikel Garcia	Angelo Castellano	Dairon Blanco	Samad Taylor	Tyler Gentry	Logan Porter
4/20	WINNETT	L, 9-3	Austin Cox	Jackson Reetz	Nick Pratto	Nick Loftin	Maikel Garcia	Angelo Castellano	Tucker Bradley	Samad Taylor	Tyler Gentry	CJ Alexander
4/21	WINNETT	L, 7-2	Drew Parrish	Logan Porter	CJ Alexander	Samad Taylor	Maikel Garcia	Angelo Castellano	Nick Pratto	Dairon Blanco	Tyler Gentry	Nick Loftin
4/22	WINNETT	L, 5-3	Mike Mayers	Jackson Reetz	Nick Pratto	Nick Loftin	Maikel Garcia	Angelo Castellano	Tucker Bradley	Dairon Blanco	Tyler Gentry	CJ Alexander
4/23	WINNETT	L, 6-3	Jonathan Heasley	Logan Porter	Nick Pratto	Nick Loftin	Maikel Garcia	Angelo Castellano	Tucker Bradley	Samad Taylor	Tyler Gentry	Dairon Blanco
4/25	@ Nashville	L, 5-0	Max Castillo	Logan Porter	Nick Pratto	Nick Loftin	Maikel Garcia	Angelo Castellano	Tucker Bradley	Samad Taylor	Tyler Gentry	CJ Alexander
4/26	@ Nashville	W, 2-1	Austin Cox	Jackson Reetz	CJ Alexander	Samad Taylor	Nick Loftin	Maikel Garcia	Nick Pratto	Samad Taylor	Tyler Gentry	Tyler Gentry
4/27	@ Nashville	L, 4-3	Drew Parrish	Logan Porter	CJ Alexander	Samad Taylor	Maikel Garcia	Angelo Castellano	Dairon Blanco	Nate Eaton	Tyler Gentry	Brewer Hicklen
4/28	@ Nashville	L, 6-5 (10)	Mike Mayers	Jackson Reetz	CJ Alexander	Nick Loftin	Maikel Garcia	Angelo Castellano	Tucker Bradley	Samad Taylor	Nate Eaton	Freddy Fermin
4/29	@ Nashville	W, 10-6	Jonathan Heasley	Freddy Fermin	Logan Porter	Samad Taylor	Nick Loftin	Maikel Garcia	Tucker Bradley	Nate Eaton	Tyler Gentry	Brewer Hicklen
4/30	@ Nashville	L, 10-4	Max Castillo	Jackson Reetz	Logan Porter	Samad Taylor	Nate Eaton	Angelo Castellano	Brewer Hicklen	Dairon Blanco	Tyler Gentry	Nick Loftin
5/1	LOUISVILLE	L, 7-4	Marcelo Martinez	Logan Porter	CJ Alexander	Samad Taylor	Nick Loftin	Angelo Castellano	Tucker Bradley	Nate Eaton	Tyler Gentry	Brewer Hicklen
5/2	LOUISVILLE	L, 12-10	Drew Parrish	Logan Porter	CJ Alexander	Samad Taylor	Nick Loftin	Angelo Castellano	Tucker Bradley	Brewer Hicklen	Tyler Gentry	Franklin Reyes
5/3	LOUISVILLE	W, 6-2	Mike Mayers	Jackson Reetz	Logan Porter	Samad Taylor	Nick Loftin	Angelo Castellano	Brewer Hicklen	Dairon Blanco	Tyler Gentry	Franklin Reyes
5/4	LOUISVILLE	W, 11-9	Daniel Mengden	Logan Porter	CJ Alexander	Samad Taylor	Nick Loftin	Angelo Castellano	Franklin Reyes	Dairon Blanco	Tyler Gentry	Tucker Bradley
5/5	LOUISVILLE	L, 4-3	Daniel Lynch	Jackson Reetz	Logan Porter	Samad Taylor	Nick Loftin	Angelo Castellano	Brewer Hicklen	Dairon Blanco	Tyler Gentry	Franklin Reyes
5/7	@ Scranton/WB	L, 2-2	Drew Parrish	Logan Porter	CJ Alexander	Samad Taylor	Nick Loftin	Angelo Castellano	Clay Dungan	Tucker Bradley	Drew Waters	Brewer Hicklen
5/8	@ Scranton/WB	L, 4-3	Mike Mayers	Logan Porter	Logan Porter	Clay Dungan	Nick Loftin	Angelo Castellano	Brewer Hicklen	Dairon Blanco	Tyler Gentry	Samad Taylor

	OPPONENT	RESULT	1	2	3	4	5	6	7	8	9
3/31	@ Indianapolis	W, 8-6	Samad Taylor	Maikel Garcia	Nick Pratto	Tyler Gentry	CJ Alexander	Nick Loftin	Freddy Fermin	Dairon Blanco	Tucker Bradley
4/1	@ Indianapolis	W, 12-1	Samad Taylor	Maikel Garcia	Nick Pratto	Tyler Gentry	Nick Loftin	CJ Alexander	Jakson Reetz	Dairon Blanco	Angelo Castellano
4/2	Indianapolis	W, 8-3	Samad Taylor	Maikel Garcia	Nick Pratto	Tyler Gentry	Nick Loftin	CJ Alexander	Freddy Fermin	Dairon Blanco	Tucker Bradley
4/4	TOLEDO	L, 9-2	Samad Taylor	Maikel Garcia	Nick Pratto	Tyler Gentry	Nick Loftin	CJ Alexander	Freddy Fermin	Dairon Blanco	Tucker Bradley
4/5	TOLEDO	L, 7-6	Samad Taylor	Maikel Garcia	Tyler Gentry	Logan Porter	Nick Loftin	Jakson Reetz	Freddy Fermin	Dairon Blanco	Angelo Castellano
4/6	TOLEDO	L, 8-5	Samad Taylor	Maikel Garcia	Tyler Gentry	Logan Porter	Nick Loftin	CJ Alexander	Freddy Fermin	Dairon Blanco	Tucker Bradley
4/7	TOLEDO	W, 9-4	Samad Taylor	Maikel Garcia	Tyler Gentry	Logan Porter	CJ Alexander	Freddy Fermin	Dairon Blanco	Tucker Bradley	Angelo Castellano
4/8	TOLEDO	W, 13-8	Samad Taylor	Maikel Garcia	Tyler Gentry	Nick Pratto	CJ Alexander	Freddy Fermin	Dairon Blanco	Tucker Bradley	Angelo Castellano
4/9	TOLEDO	L, 8-2	Samad Taylor	Maikel Garcia	Tyler Gentry	CJ Alexander	Nick Pratto	Logan Porter	Dairon Blanco	Jakson Reetz	Angelo Castellano
4/10	@ Iowa	W, 9-6	Samad Taylor	Maikel Garcia	Tyler Gentry	Nick Pratto	Nick Loftin	Logan Porter	Dairon Blanco	Tucker Bradley	Angelo Castellano
4/12	@ Iowa	W, 10-6	Samad Taylor	Maikel Garcia	Tyler Gentry	Nick Pratto	Nick Loftin	CJ Alexander	Logan Porter	Dairon Blanco	Tucker Bradley
4/13	@ Iowa	L, 14-1	Samad Taylor	Maikel Garcia	Tyler Gentry	Nick Pratto	Nick Loftin	CJ Alexander	Freddy Fermin	Angelo Castellano	Tucker Bradley
4/14	@ Iowa	W, 11-8	Samad Taylor	Maikel Garcia	Tyler Gentry	Nick Pratto	Nick Loftin	CJ Alexander	Freddy Fermin	Dairon Blanco	Angelo Castellano
4/15	@ Iowa	Postponed									
4/16-6/1	@ Iowa	Cancelled snow									
4/16-6/2	@ Iowa	Cancelled snow									
4/18	WINNETT	L, 4-1	Samad Taylor	Maikel Garcia	Tyler Gentry	Nick Pratto	Nick Loftin	Logan Porter	Freddy Fermin	CJ Alexander	Angelo Castellano
4/19	WINNETT	L, 6-2	Samad Taylor	Nick Loftin	Tyler Gentry	Nick Pratto	Logan Porter	Jakson Reetz	Dairon Blanco	Angelo Castellano	Tucker Bradley
4/20	WINNETT	L, 9-3	Samad Taylor	Maikel Garcia	Tyler Gentry	Nick Pratto	Nick Loftin	Logan Porter	Freddy Fermin	Dairon Blanco	Angelo Castellano
4/21	WINNETT	L, 7-3	Samad Taylor	Maikel Garcia	Tyler Gentry	Nick Pratto	Nick Loftin	CJ Alexander	Jakson Reetz	Tucker Bradley	Angelo Castellano
4/22	WINNETT	L, 7-2	Samad Taylor	Maikel Garcia	Tyler Gentry	Nick Pratto	Nick Loftin	CJ Alexander	Logan Porter	Dairon Blanco	Angelo Castellano
4/23	WINNETT	W, 5-2	Dairon Blanco	Maikel Garcia	Tyler Gentry	Nick Pratto	Nick Loftin	CJ Alexander	Jakson Reetz	Tucker Bradley	Angelo Castellano
4/25	@ Nashville	L, 8-3	Samad Taylor	Maikel Garcia	Tyler Gentry	Nick Pratto	Nick Loftin	Logan Porter	Dairon Blanco	Tucker Bradley	Angelo Castellano
4/26	@ Nashville	L, 5-0	Samad Taylor	Maikel Garcia	Tyler Gentry	Nick Pratto	Nick Loftin	Logan Porter	CJ Alexander	Brewer Hicklen	Angelo Castellano
4/27	@ Nashville	W, 2-1	Samad Taylor	Maikel Garcia	Tyler Gentry	Nick Pratto	Nick Loftin	Nate Eaton	CJ Alexander	Jakson Reetz	Dairon Blanco
4/28	@ Nashville	L, 4-3	Samad Taylor	Maikel Garcia	Tyler Gentry	Logan Porter	Nate Eaton	Brewer Hicklen	Dairon Blanco	CJ Alexander	Angelo Castellano
4/29	@ Nashville	L, 6-5 (10)	Samad Taylor	Maikel Garcia	Nate Eaton	Nick Loftin	Freddy Fermin	CJ Alexander	Jakson Reetz	Tucker Bradley	Angelo Castellano
4/30	@ Nashville	W, 10-6	Samad Taylor	Maikel Garcia	Tyler Gentry	Freddy Fermin	Nick Loftin	Logan Porter	Nate Eaton	Brewer Hicklen	Dairon Blanco
5/2	LOUISVILLE	L, 10-4	Samad Taylor	Nate Eaton	Tyler Gentry	Logan Porter	Nick Loftin	Jakson Reetz	Brewer Hicklen	Dairon Blanco	Angelo Castellano
5/3	LOUISVILLE	L, 7-4	Samad Taylor	Nate Eaton	Tyler Gentry	Logan Porter	Nick Loftin	CJ Alexander	Brewer Hicklen	Tucker Bradley	Angelo Castellano
5/4	LOUISVILLE	L, 12-10	Samad Taylor	CJ Alexander	Tyler Gentry	Franmil Reyes	Nick Loftin	Logan Porter	Brewer Hicklen	Tucker Bradley	Angelo Castellano
5/5	LOUISVILLE	W, 6-2	Samad Taylor	Nick Loftin	Tyler Gentry	Franmil Reyes	Logan Porter	Brewer Hicklen	Jakson Reetz	Dairon Blanco	Clay Dungan
5/6	LOUISVILLE	W, 11-9	Samad Taylor	Nick Loftin	Tyler Gentry	Franmil Reyes	Logan Porter	CJ Alexander	Dairon Blanco	Tucker Bradley	Angelo Castellano
5/7	LOUISVILLE	L, 4-3	Samad Taylor	Nick Loftin	Tyler Gentry	Franmil Reyes	Logan Porter	Jakson Reetz	Dairon Blanco	Brewer Hicklen	Angelo Castellano
5/9	@ Scranton/WB	L, 14-2	Drew Waters	Samad Taylor	Tyler Gentry	Logan Porter	Nick Loftin	CJ Alexander	Brewer Hicklen	Tucker Bradley	Clay Dungan
5/10	@ Scranton/WB	L, 4-3	Samad Taylor	Nick Loftin	Tyler Gentry	Logan Porter	Brewer Hicklen	Jakson Reetz	Dairon Blanco	Clay Dungan	Angelo Castellano
5/11	@ Scranton/WB	W, 4-3 (11)	Drew Waters	Samad Taylor	Nick Loftin	Logan Porter	CJ Alexander	Brewer Hicklen	Dairon Blanco	Tucker Bradley	Angelo Castellano
5/12	@ Scranton/WB	W, 3-2	Drew Waters	Samad Taylor	Tyler Gentry	CJ Alexander	Jakson Reetz	Tucker Bradley	Dairon Blanco	Clay Dungan	Angelo Castellano
5/13	@ Scranton/WB	L, 8-6	Drew Waters	Samad Taylor	Tyler Gentry	Logan Porter	Nick Loftin	CJ Alexander	Brewer Hicklen	Dairon Blanco	Angelo Castellano
5/14	@ Scranton/WB	W, 6-3	Samad Taylor	Nick Loftin	Tyler Gentry	CJ Alexander	Jakson Reetz	Brewer Hicklen	Tucker Bradley	Dairon Blanco	Clay Dungan
5/16	TOLEDO	L, 9-2	Drew Waters	Nicky Lopez	Samad Taylor	Tyler Gentry	Johan Camargo	Nick Loftin	Jakson Reetz	CJ Alexander	Angelo Castellano
5/17	TOLEDO	W, 16-8	Drew Waters	Samad Taylor	Tyler Gentry	Logan Porter	Nick Loftin	CJ Alexander	Dairon Blanco	Clay Dungan	Angelo Castellano
5/18	TOLEDO	W, 9-0	Drew Waters	Nicky Lopez	Samad Taylor	Tyler Gentry	CJ Alexander	Nick Loftin	Logan Porter	Brewer Hicklen	Tucker Bradley
5/19	TOLEDO	W, 9-1	Drew Waters	Samad Taylor	Tyler Gentry	CJ Alexander	Nick Loftin	Logan Porter	Dairon Blanco	Clay Dungan	Angelo Castellano
5/20	TOLEDO	L, 4-1	Drew Waters	Nicky Lopez	Samad Taylor	Tyler Gentry	CJ Alexander	Jakson Reetz	Dairon Blanco	Clay Dungan	Angelo Castellano
5/21	TOLEDO	W, 8-4	Drew Waters	Samad Taylor	Nick Loftin	Logan Porter	Brewer Hicklen	Jakson Reetz	Dairon Blanco	Tucker Bradley	Angelo Castellano
5/22	@ St. Paul	W, 6-1	Drew Waters	Samad Taylor	Nick Loftin	Tyler Gentry	Logan Porter	Greyson Jenista	Dairon Blanco	Clay Dungan	Angelo Castellano
5/23	@ St. Paul	L, 6-5	Samad Taylor	Samad Taylor	Nick Loftin	Tyler Gentry	Logan Porter	Brewer Hicklen	Dairon Blanco	Jakson Reetz	Angelo Castellano
5/24	@ St. Paul	L, 8-6	Samad Taylor	Nick Loftin	Tyler Gentry	Logan Porter	Greyson Jenista	Dairon Blanco	Brewer Hicklen	Angelo Castellano	Tucker Bradley
5/26	@ St. Paul	W, 6-4	Samad Taylor	Nate Eaton	Nick Loftin	Logan Porter	Brewer Hicklen	Dairon Blanco	Jakson Reetz	Clay Dungan	Angelo Castellano
5/27	@ St. Paul	L, 14-1	Samad Taylor	Nate Eaton	Tyler Gentry	Logan Porter	Dairon Blanco	Johan Camargo	Greyson Jenista	Angelo Castellano	Tucker Bradley
5/28	@ St. Paul	L, 10-6	Samad Taylor	Nate Eaton	Tyler Gentry	Nick Loftin	CJ Alexander	Brewer Hicklen	Johan Camargo	Jakson Reetz	Clay Dungan
5/31	MEMPHIS	W, 7-6	Samad Taylor	Nate Eaton	Tyler Gentry	Nick Loftin	Logan Porter	Dairon Blanco	CJ Alexander	Johan Camargo	Brewer Hicklen
6/1	MEMPHIS										
6/2	MEMPHIS										
6/3	MEMPHIS										
6/4	MEMPHIS										
6/6	@ Indianapolis										
6/7	@ Indianapolis										
6/8	@ Indianapolis										
6/9	@ Indianapolis										
6/10	@ Indianapolis										
6/11	@ Indianapolis										
6/13	COLUMBUS										
6/14	COLUMBUS										
6/15	COLUMBUS										
6/16	COLUMBUS										
6/17	COLUMBUS										
6/18	COLUMBUS										
6/20	@ Rochester										
6/21	@ Rochester										
6/22	@ Rochester										
6/23	@ Rochester										
6/24	@ Rochester										
6/25	@ Rochester										
6/28	IOWA										
6/29	IOWA										
6/30	IOWA										
7/1	IOWA										
7/2	IOWA										
7/3	IOWA										
7/4	@ Gwinnett										
7/5	@ Gwinnett										
7/6	@ Gwinnett										
7/7	@ Gwinnett										
7/8	@ Gwinnett										
7/9	@ Gwinnett										
7/14	INDIANAPOLIS										
7/15	INDIANAPOLIS										
7/16	INDIANAPOLIS										
7/18	ST. PAUL										
7/19	ST. PAUL										
7/20	ST. PAUL										
7/21	ST. PAUL										
7/22	ST. PAUL										
7/23	ST. PAUL										
7/25	@ Columbus										
7/26	@ Columbus										
7/27	@ Columbus										
7/28	@ Columbus										
7/29	@ Columbus										
7/30	@ Columbus										
8/1	@ Louisville										
8/2	@ Louisville										
8/3	@ Louisville										
8/4	@ Louisville										
8/5	@ Louisville										
8/6	@ Louisville										
8/8	IOWA										
8/9	IOWA										
8/10	IOWA										
8/11	IOWA										
8/12	IOWA										
8/13	IOWA										
8/15	@ Toledo										
8/16	@ Toledo										
8/17	@ Toledo										
8/18	@ Toledo										
8/19	@ Toledo										
8/20	@ Toledo										
8/22	ST. PAUL										
8/23	ST. PAUL										
8/24	ST. PAUL										
8/25	ST. PAUL										
8/26	ST. PAUL										
8/27	ST. PAUL										
8/29	LOUISVILLE										
8/30	LOUISVILLE										
8/31	LOUISVILLE										
9/1	LOUISVILLE										
9/2	LOUISVILLE										
9/3	LOUISVILLE										
9/5	@ Iowa										
9/6	@ Iowa										
9/7	@ Iowa										
9/8	@ Iowa										
9/9	@ Iowa										
9/10	@ Iowa										
9/12	INDIANAPOLIS										
9/13	INDIANAPOLIS										
9/14	INDIANAPOLIS										
9/15	INDIANAPOLIS										
9/16	INDIANAPOLIS										
9/17	INDIANAPOLIS										
9/19	@ Columbus										
9/20	@ Columbus										
9/21	@ Columbus										
9/22	@ Columbus										
9/23	@ Columbus										
9/24	@ Columbus										

DATE	OPPONENT	RESULT	IP	H	R	ER	BB	SO	2B	3B	HR	TB	AVG	WHIP	WP	BK	HB	GDP	IBB	TBF	SV	SVO	ERA (SEASON)
3/31	@ Indianapolis	W, 8-6	9.0	11	6	6	2	7	4	0	1	18	(.297)	(1.44)	0	1	1	1	0	40	1	1	6.00
4/1	@ Indianapolis	W, 12-1	9.0	5	1	1	2	8	1	0	0	6	(.185)	(0.78)	0	0	2	5	0	31	0	0	3.50
4/2	@ Indianapolis	W, 8-3	9.0	11	3	3	5	10	1	1	1	17	(.314)	(1.78)	0	0	0	3	0	40	0	0	3.33
4/4	TOLEDO	L, 9-2	9.0	12	9	9	4	8	6	0	3	27	(.324)	(1.78)	0	0	0	1	0	41	0	0	4.75
4/5	TOLEDO	L, 7-6	9.0	12	7	6	5	10	3	0	1	18	(.316)	(1.89)	1	0	0	2	0	43	0	1	5.00
4/6	TOLEDO	L, 8-5	9.0	10	8	8	8	12	3	0	3	22	(.286)	(2.00)	0	0	0	1	0	44	0	0	5.50
4/7	TOLEDO	W, 9-4	9.0	9	4	4	5	8	0	2	1	16	(.250)	(1.56)	1	0	1	0	0	42	0	0	5.29
4/8	TOLEDO	W, 13-8	9.0	13	8	7	4	8	2	0	0	15	(.317)	(1.89)	0	1	2	1	0	47	0	0	5.50
4/9	TOLEDO	L, 8-2	9.0	13	8	6	4	10	2	0	3	24	(.317)	(1.89)	0	0	1	1	0	46	0	0	5.56
4/11	@ Iowa	L, 9-6	8.0	7	9	9	7	10	3	0	2	16	(.226)	(1.75)	0	0	1	0	0	39	0	0	5.97
4/12	@ Iowa	W, 10-6	9.0	8	6	6	2	10	2	1	2	18	(.235)	(1.11)	0	0	1	1	0	37	0	0	5.97
4/13	@ Iowa	L, 14-1	8.0	15	14	12	4	8	7	0	2	28	(.375)	(2.38)	0	0	2	0	0	46	0	0	6.54
4/14	@ Iowa	W, 11-8	9.0	11	8	7	4	14	2	0	2	19	(.297)	(1.67)	1	0	2	0	1	45	1	1	6.57
4/15	@ Iowa	PPD/Rain																					
4/16 G1	@ Iowa	Cancelled/Snow																					
4/16 G2	@ Iowa	Cancelled/Snow																					
4/18	GWINNETT	L, 4-1	9.0	6	4	4	6	3	0	1	0	8	(.207)	(1.33)	2	0	0	0	0	39	0	0	6.39
4/19	GWINNETT	L, 6-2	9.0	10	6	6	1	9	3	0	2	19	(.286)	(1.22)	0	0	0	1	0	36	0	0	6.36
4/20	GWINNETT	L, 9-3	9.0	10	9	6	5	7	1	1	1	16	(.286)	(1.67)	2	0	0	1	0	41	0	0	6.34
4/21	GWINNETT	L, 7-3	9.0	11	7	4	4	8	4	0	1	18	(.297)	(1.67)	4	1	0	2	0	42	0	0	6.20
4/22	GWINNETT	L, 5-2	9.0	10	5	4	5	5	1	0	1	14	(.294)	(1.67)	0	0	2	1	0	42	0	0	6.08
4/23	GWINNETT	W, 5-3	9.0	8	3	3	3	7	2	0	0	10	(.229)	(1.22)	2	0	0	1	0	39	1	1	5.91
4/25	@ Nashville	L, 8-3	8.0	11	8	8	3	5	2	1	2	21	(.333)	(1.75)	0	0	0	0	0	38	0	0	6.05
4/26	@ Nashville	L, 5-0	8.0	11	5	5	3	5	3	0	1	17	(.333)	(1.75)	0	0	0	0	0	37	0	0	6.03
4/27	@ Nashville	W, 2-1	9.0	6	1	1	5	10	1	0	0	7	(.200)	(1.22)	0	0	1	1	0	36	1	1	5.80
4/28	@ Nashville	L, 4-3	8.2	7	4	3	4	7	1	0	0	8	(.233)	(1.27)	0	0	0	3	0	34	0	1	5.68
4/29	@ Nashville	L, 6-5 (10)	9.1	13	6	5	6	7	2	0	1	18	(.325)	(2.04)	0	0	1	0	0	48	0	1	5.65
4/30	@ Nashville	W, 10-6	9.0	9	6	6	5	9	1	0	1	13	(.257)	(1.56)	3	0	1	0	0	42	0	1	5.66
5/2	LOUISVILLE	L, 10-4	9.0	14	10	10	5	8	1	0	1	18	(.368)	(2.11)	3	0	0	0	0	45	0	0	5.83
5/3	LOUISVILLE	L, 7-4	9.0	11	7	6	4	10	0	0	3	20	(.306)	(1.67)	0	0	1	1	0	41	0	0	5.84
5/4	LOUISVILLE	L, 12-10	9.0	13	12	10	4	8	1	1	6	34	(.333)	(1.89)	0	0	0	1	0	43	0	0	5.99
5/5	LOUISVILLE	W, 6-2	9.0	7	2	2	3	8	1	0	1	11	(.219)	(1.11)	0	0	0	0	0	36	1	1	5.85
5/6	LOUISVILLE	W, 11-9	9.0	13	9	9	3	9	4	0	2	23	(.342)	(1.78)	0	0	1	0	0	42	1	1	5.95
5/7	LOUISVILLE	L, 4-3	9.0	6	4	4	7	10	2	0	1	11	(.188)	(1.44)	1	1	0	0	0	39	0	1	5.89
5/9	@ Scranton/WB	L, 14-2	8.0	18	14	13	5	6	4	0	4	34	(.486)	(2.88)	1	0	2	4	0	45	0	0	6.14
5/10	@ Scranton/WB	L, 4-3	8.0	4	4	4	8	9	1	0	1	8	(.160)	(1.50)	0	0	1	2	0	34	0	0	6.09
5/11	@ Scranton/WB	W, 4-3 (11)	11.0	8	3	3	6	15	3	0	0	11	(.216)	(1.27)	1	0	1	1	2	44	0	1	5.96
5/12	@ Scranton/WB	W, 3-2	9.0	4	2	2	5	8	0	0	1	7	(.133)	(1.00)	0	0	0	0	0	35	1	1	5.85
5/13	@ Scranton/WB	L, 8-6	8.1	10	8	8	7	7	1	0	2	17	(.333)	(2.04)	1	0	1	2	0	38	0	1	5.92
5/14	@ Scranton/WB	W, 6-3	9.0	9	3	3	5	13	1	0	2	16	(.250)	(1.56)	0	0	0	0	0	41	1	2	5.84
5/16	TOLEDO	L, 9-2	9.0	12	9	7	3	11	3	0	3	24	(.308)	(1.67)	2	0	0	1	0	42	0	0	5.87
5/17	TOLEDO	W, 16-8	9.0	14	8	8	2	14	2	0	3	25	(.341)	(1.78)	1	0	0	0	0	43	0	0	5.92
5/18	TOLEDO	W, 9-0	9.0	3	0	0	4	9	1	0	0	4	(.107)	(0.78)	1	0	1	2	0	33	0	0	5.70
5/19	TOLEDO	W, 9-1	9.0	6	1	0	4	7	2	0	0	8	(.188)	(1.11)	1	0	0	1	0	36	0	0	5.63
5/20	TOLEDO	L, 4-1	9.0	5	4	4	8	8	0	0	0	5	(.179)	(1.44)	0	0	2	1	0	39	0	0	5.59
5/21	TOLEDO	W, 8-4	9.0	15	4	4	1	6	6	0	2	27	(.385)	(1.78)	0	0	2	2	0	42	0	0	5.56
5/23	@ St. Paul	W, 6-1	9.0	6	1	1	2	7	1	0	0	7	(.182)	(0.89)	0	0	0	0	0	35	0	0	5.45
5/24	@ St. Paul	L, 6-5	8.0	9	6	6	6	13	2	0	0	11	(.273)	(1.88)	0	0	0	0	0	39	0	0	5.48
5/25	@ St. Paul	L, 8-6	8.0	10	8	5	5	5	3	1	1	18	(.313)	(1.88)	0	0	1	1	0	38	0	1	5.48
5/26	@ St. Paul	W, 6-4	9.0	8	4	4	7	7	1	0	1	12	(.250)	(1.67)	0	0	1	1	0	40	1	1	5.45
5/27	@ St. Paul	W, 14-1	8.0	16	14	11	6	12	2	1	2	26	(.381)	(2.75)	0	0	0	0	0	48	0	0	5.58
5/28	@ St. Paul	L, 10-6	8.0	9	10	6	3	7	1	0	2	16	(.290)	(1.50)	0	0	1	0	0	36	0	1	5.60
5/30	MEMPHIS	W, 7-6	9.0	6	6	6	9	8	1	0	2	13	(.194)	(1.67)	0	0	0	1	0	41	1	1	5.61
5/31	MEMPHIS																						
6/1	MEMPHIS																						
6/2	MEMPHIS																						
6/3	MEMPHIS																						
6/4	MEMPHIS																						
6/6	@ Indianapolis																						
6/7	@ Indianapolis																						
6/8	@ Indianapolis																						
6/9	@ Indianapolis																						
6/10	@ Indianapolis																						
6/11	@ Indianapolis																						
6/13	COLUMBUS																						
6/14	COLUMBUS																						
6/15	COLUMBUS																						
6/16	COLUMBUS																						
6/17	COLUMBUS																						
6/18	COLUMBUS																						
6/20	@ Rochester																						
6/21	@ Rochester																						
6/22	@ Rochester																						
6/23	@ Rochester																						
6/24	@ Rochester																						
6/25	@ Rochester																						

DATE	OPPONENT	RESULT	AB	R	H	TB	2B	3B	HR	XBH	RBI	BB	IBB	SO	SB	CS	HBP	SAC	SF	GIDP	LOB	AVG (SEASON)
3/31	@ Indianapolis	W, 8-6	40	8	12	16	2	1	0	3	8	9	0	12	5	0	0	0	0	0	14	.300
4/1	@ Indianapolis	W, 12-1	42	12	16	24	2	0	2	4	12	6	0	10	3	0	0	0	2	0	11	.341
4/2	@ Indianapolis	W, 8-3	39	8	12	22	1	0	3	4	8	4	0	5	2	0	1	0	0	0	9	.331
4/4	TOLEDO	L, 9-2	29	2	6	12	1	1	1	3	2	6	0	7	2	0	0	0	0	4	6	.307
4/5	TOLEDO	L, 7-6	34	6	8	18	1	0	3	4	6	4	0	10	1	1	1	0	0	1	6	.293
4/6	TOLEDO	L, 8-5	32	5	7	15	0	1	2	3	3	3	0	12	2	1	0	0	1	1	4	.282
4/7	TOLEDO	W, 9-4	34	9	12	18	3	0	1	4	8	4	0	11	0	0	0	0	1	1	6	.292
4/8	TOLEDO	W, 13-8	36	13	12	26	2	0	4	6	13	5	0	9	0	0	0	0	0	0	4	.297
4/9	TOLEDO	L, 8-2	33	2	6	11	2	0	1	3	2	6	0	12	0	0	2	0	0	0	12	.285
4/11	@ Iowa	L, 9-6	38	6	10	20	4	0	2	6	6	1	0	6	0	0	0	0	0	0	6	.283
4/12	@ Iowa	W, 10-6	38	10	12	29	5	0	4	9	10	3	0	9	1	1	1	0	0	0	5	.286
4/13	@ Iowa	L, 14-1	31	1	6	12	3	0	1	4	1	1	0	4	0	0	0	0	0	1	4	.279
4/14	@ Iowa	W, 11-8	38	11	11	14	3	0	0	3	10	7	0	7	5	1	2	0	1	0	10	.280
4/15	@ Iowa	PPD/Rain																				
4/16 G1	@ Iowa	Cancelled/Snow																				
4/16 G2	@ Iowa	Cancelled/Snow																				
4/18	GWINNETT	L, 4-1	31	1	7	10	3	0	0	3	1	3	0	10	0	1	1	0	1	1	8	.277
4/19	GWINNETT	L, 6-2	31	2	6	14	2	0	2	4	2	3	0	7	2	0	0	0	0	1	5	.272
4/20	GWINNETT	L, 9-3	27	3	3	4	1	0	0	1	3	11	0	10	2	0	0	0	2	1	10	.264
4/21	GWINNETT	L, 7-3	35	3	9	13	1	0	1	2	3	4	0	8	1	0	0	0	0	1	9	.264
4/22	GWINNETT	L, 5-2	27	2	4	8	1	0	1	2	2	4	0	8	0	1	0	0	0	3	2	.259
4/23	GWINNETT	W, 5-3	31	5	12	15	3	0	0	3	5	4	0	7	6	1	0	0	0	0	6	.265
4/25	@ Nashville	L, 8-3	29	3	5	6	1	0	0	1	3	3	0	12	0	0	1	0	0	2	3	.261
4/26	@ Nashville	L, 5-0	30	0	4	5	1	0	0	1	0	2	0	7	3	0	0	0	0	2	5	.255
4/27	@ Nashville	W, 2-1	33	2	8	13	2	0	1	3	2	2	0	11	2	0	1	0	0	1	7	.255
4/28	@ Nashville	L, 4-3	30	3	5	5	0	0	0	0	2	3	0	9	3	1	0	0	0	1	3	.251
4/29	@ Nashville	L, 6-5 (10)	37	5	8	15	4	0	1	5	4	3	0	6	0	0	0	0	0	2	6	.250
4/30	@ Nashville	W, 10-6	34	10	11	23	3	0	3	6	10	7	0	7	3	0	1	1	3	1	9	.253
5/2	LOUISVILLE	L, 10-4	33	4	6	9	1	1	0	2	4	7	0	10	0	1	1	0	0	1	10	.250
5/3	LOUISVILLE	L, 7-4	34	4	10	13	3	0	0	3	4	2	0	6	0	0	0	0	0	3	5	.252
5/4	LOUISVILLE	L, 12-10	40	10	11	17	3	0	1	4	8	4	0	6	6	0	1	0	1	0	9	.253
5/5	LOUISVILLE	W, 6-2	30	6	5	12	1	0	2	3	6	3	0	10	3	0	0	0	0	0	3	.250
5/6	LOUISVILLE	W, 11-9	31	11	12	16	1	0	1	2	10	6	0	6	2	1	4	1	1	0	8	.254
5/7	LOUISVILLE	L, 4-3	35	3	8	17	1	1	2	4	3	2	0	10	2	0	0	0	0	0	7	.253
5/9	@ Scranton/WB	L, 14-2	31	2	4	8	1	0	1	2	1	0	0	5	0	0	0	0	0	1	2	.250
5/10	@ Scranton/WB	L, 4-3	30	3	5	11	1	1	1	3	3	7	0	8	3	1	1	0	1	0	9	.248
5/11	@ Scranton/WB	W, 4-3 (11)	36	4	4	8	1	0	1	2	2	4	0	9	3	0	1	0	0	2	6	.243
5/12	@ Scranton/WB	W, 3-2	32	3	8	10	2	0	0	2	3	2	0	7	1	1	0	0	1	0	5	.243
5/13	@ Scranton/WB	L, 8-6	37	6	14	21	4	0	1	5	6	1	0	8	3	1	1	0	0	0	6	.248
5/14	@ Scranton/WB	W, 6-3	33	6	7	20	2	1	3	6	5	6	0	13	2	1	0	0	0	0	6	.247
5/16	TOLEDO	L, 9-2	36	2	9	10	1	0	0	1	2	8	0	12	2	0	0	0	0	0	15	.247
5/17	TOLEDO	W, 16-8	41	16	18	34	7	0	3	10	15	5	0	9	3	0	2	0	0	1	8	.253
5/18	TOLEDO	W, 9-0	36	9	14	20	3	0	1	4	9	4	0	6	0	0	1	0	0	2	8	.256
5/19	TOLEDO	W, 9-1	32	9	12	18	4	1	0	5	8	8	0	7	5	1	1	0	1	1	9	.259
5/20	TOLEDO	L, 4-1	29	1	2	2	0	0	0	0	1	7	0	16	2	0	0	0	0	0	8	.255
5/21	TOLEDO	W, 8-4	35	8	12	28	2	1	4	7	7	6	0	6	2	0	0	0	0	1	9	.257
5/23	@ St. Paul	W, 6-1	35	6	10	18	5	0	1	6	6	4	0	11	0	0	0	0	1	2	7	.258
5/24	@ St. Paul	L, 6-5	38	5	11	15	1	0	1	2	5	6	0	12	1	1	0	0	0	1	12	.259
5/25	@ St. Paul	L, 8-6	36	6	10	16	3	0	1	4	6	7	0	6	6	0	2	0	0	1	12	.259
5/26	@ St. Paul	W, 6-4	32	6	8	9	1	0	0	1	3	8	0	7	7	1	1	0	0	2	8	.259
5/27	@ St. Paul	L, 14-1	28	1	6	9	0	0	1	1	1	7	0	8	0	2	1	0	0	4	8	.258
5/28	@ St. Paul	L, 10-6	34	6	11	12	1	0	0	1	5	3	0	5	2	0	0	0	0	4	4	.260
5/30	MEMPHIS	W, 7-6	34	7	12	24	4	1	2	7	5	2	0	5	0	2	1	0	0	1	6	.261
5/31	MEMPHIS																					
6/1	MEMPHIS																					
6/2	MEMPHIS																					
6/3	MEMPHIS																					
6/4	MEMPHIS																					
6/6	@ Indianapolis																					
6/7	@ Indianapolis																					
6/8	@ Indianapolis																					
6/9	@ Indianapolis																					
6/10	@ Indianapolis																					
6/11	@ Indianapolis																					
6/13	COLUMBUS																					
6/14	COLUMBUS																					
6/15	COLUMBUS																					
6/16	COLUMBUS																					
6/17	COLUMBUS																					
6/18	COLUMBUS																					
6/20	@ Rochester																					
6/21	@ Rochester																					
6/22	@ Rochester																					
6/23	@ Rochester																					
6/24	@ Rochester																					
6/25	@ Rochester																					

HITTING

SERIES	OPPONENT	DATES	AVG	G	AB	R	H	TB	2B	3B	HR	RBI	BB	IBB	SO	SB	CS	OBP	SLG	OPS	PA	SAC	SF	HBP	GDP
SERIES 1	@ Indianapolis	3/31 - 4/2	.331	3	121	28	40	62	5	1	5	28	19	0	27	10	0	.420	.512	.932	143	0	2	1	0
SERIES 2	TOLEDO	4/4 - 4/9	.258	6	198	37	51	100	9	2	12	34	28	0	61	5	2	.355	.505	.860	231	0	2	3	7
SERIES 3	@ Iowa	4/11 - 4/16	.269	4	145	28	39	75	15	0	7	27	12	0	26	6	2	.335	.517	.852	161	0	1	3	1
SERIES 4	GWINNETT	4/18 - 4/23	.225	6	182	16	41	64	11	0	4	16	29	0	50	11	3	.330	.352	.682	215	0	3	1	7
SERIES 5	@ Nashville	4/25 - 4/30	.212	6	193	23	41	67	11	0	5	21	20	0	52	11	1	.292	.347	.639	220	1	3	3	9
SERIES 6	LOUISVILLE	5/2 - 5/7	.256	6	203	38	52	84	10	2	6	35	24	0	48	13	2	.349	.414	.763	236	1	2	6	4
SERIES 7	@ Scranton/WB	5/9 - 5/14	.211	6	199	24	42	78	11	2	7	20	20	0	50	12	4	.290	.392	.682	224	0	2	3	3
SERIES 8	TOLEDO	5/16 - 5/21	.321	6	209	45	67	112	17	2	8	42	38	0	56	14	1	.433	.536	.969	252	0	1	4	5
SERIES 9	@ St. Paul	5/23 - 5/28	.276	6	203	30	56	79	11	0	4	26	35	0	49	16	4	.391	.389	.780	243	0	1	4	14
SERIES 10	MEMPHIS	5/30 - 6/4																							
SERIES 11	@ Indianapolis	6/6 - 6/11																							
SERIES 12	COLUMBUS	6/13 - 6/18																							
SERIES 13	@ Rochester	6/20 - 6/25																							
SERIES 14	IOWA	6/28 - 7/3																							
SERIES 15	@ Gwinnett	7/4 - 7/9																							
SERIES 16	INDIANAPOLIS	7/14 - 7/16																							
SERIES 17	ST. PAUL	7/18 - 7/23																							
SERIES 18	@ Columbus	7/25 - 7/30																							
SERIES 19	@ Louisville	8/1 - 8/6																							
SERIES 20	IOWA	8/8 - 8/13																							
SERIES 21	@ Toledo	8/15 - 8/20																							
SERIES 22	ST. PAUL	8/22 - 8/27																							
SERIES 23	LOUISVILLE	8/29 - 9/3																							
SERIES 24	@ Iowa	9/5 - 9/10																							
Series 25	INDIANAPOLIS	9/12 - 9/17																							
Series 26	@ Columbus	9/19 - 9/24																							

PITCHING

SERIES	OPPONENT	DATES	W	L	ERA	G	GS	CG	SHO	GF	HLD	SV	SVO	IP	H	R	ER	HR	HB	BB	IBB	SO	AVG	WP	BK	GIDP
SERIES 1	@ Indianapolis	3/31 - 4/2	3	0	3.33	3	3	0	0	3	0	1	1	27.0	27	10	10	2	3	9	0	25	.273	0	1	9
SERIES 2	TOLEDO	4/4 - 4/9	2	4	6.67	6	6	0	0	6	0	0	1	54.0	69	44	40	11	4	30	0	56	.303	2	1	6
SERIES 3	@ Iowa	4/11 - 4/16	2	2	9.00	4	4	0	0	4	2	1	1	34.0	41	37	34	8	6	17	1	42	.289	1	0	1
SERIES 4	GWINNETT	4/18 - 4/23	1	5	4.50	6	6	0	0	6	3	1	1	54.0	55	34	27	5	2	24	0	39	.268	10	1	6
SERIES 5	@ Nashville	4/25 - 4/30	2	4	4.85	6	6	0	0	6	6	1	4	52.0	57	30	28	5	3	26	0	43	.284	3	0	4
SERIES 6	LOUISVILLE	5/2 - 5/7	2	4	6.83	6	6	0	0	6	3	2	3	54.0	64	44	41	14	2	26	0	53	.298	4	1	2
SERIES 7	@ Scranton/WB	5/9 - 5/14	3	3	5.57	6	6	0	0	6	7	2	5	53.1	53	34	33	10	5	36	2	58	.272	3	0	9
SERIES 8	TOLEDO	5/16 - 5/21	4	2	3.83	6	6	0	1	6	3	0	0	54.0	55	26	23	8	5	22	0	55	.266	5	0	7
SERIES 9	@ St. Paul	5/23 - 5/28	2	4	5.94	6	6	0	0	6	1	1	3	50.0	58	43	33	6	3	29	0	51	.286	0	0	2
SERIES 10	MEMPHIS	5/30 - 6/4																								
SERIES 11	@ Indianapolis	6/6 - 6/11																								
SERIES 12	COLUMBUS	6/13 - 6/18																								
SERIES 13	@ Rochester	6/20 - 6/25																								
SERIES 14	IOWA	6/28 - 7/3																								
SERIES 15	@ Gwinnett	7/4 - 7/9																								
SERIES 16	INDIANAPOLIS	7/14 - 7/16																								
SERIES 17	ST. PAUL	7/18 - 7/23																								
SERIES 18	@ Columbus	7/25 - 7/30																								
SERIES 19	@ Louisville	8/1 - 8/6																								
SERIES 20	IOWA	8/8 - 8/13																								
SERIES 21	@ Toledo	8/15 - 8/20																								
SERIES 22	ST. PAUL	8/22 - 8/27																								
SERIES 23	LOUISVILLE	8/29 - 9/3																								
SERIES 24	@ Iowa	9/5 - 9/10																								
Series 25	INDIANAPOLIS	9/12 - 9/17																								
Series 26	@ Columbus	9/19 - 9/24																								

 SERIES WINS: 2 (1 at Home, 1 on Road)

 SERIES LOSSES: 5 (3 at Home, 2 on Road)

 SERIES SPLITS: 2 (2 on Road)