



OMAHA STORM CHASERS GAME NOTES

@ ST. PAUL SAINTS

RHP Chandler Champlain (0-1, 11.00 ERA) @ RHP Ryan Jensen (0-1, 0.00 ERA)

Friday, April 11, 2025 | Game #12 | Road Game #6

6:37 p.m. CT First Pitch | CHS Field | St. Paul, Minnesota

Radio: News Talk 1290 KOIL | Video: Bally Sports Live, MiLB.TV

5-6



4-5

Triple-A Affiliate of the Kansas City Royals | 12356 Ballpark Way, Papillion, Nebraska 68046 | (402) 738-5100 | omahastormchasers.com | @OMASstormChasers

UPCOMING SCHEDULE & PROBABLE PITCHERS

UPCOMING GAMES

Saturday, April 12
Sunday, April 13
Monday, April 14
Tuesday, April 15

OPPONENT

@ St. Paul
@ St. Paul
off day
NORFOLK

TIME (CT)

2:07 p.m. CT
2:07 p.m. CT

12:05 p.m. CT

PROBABLE PITCHERS

RHP Luinder Avila (0-0, 2.31 ERA) @ RHP Randy Dobnak (0-0, 0.00 ERA)
LHP Noah Cameron (2-0, 0.82 ERA) @ RHP Zebby Matthews (1-1, 1.80 ERA)

RHP Thomas Hatch (0-0, 2.79 ERA) vs. TBD

THE MATCHUP

(RANKING IN PARENTHESES = INTERNATIONAL LEAGUE RANKING)
(BOLD = TRIPLE-A LEADER) (ITALICS = TRIPLE-A WORST)

.239 (10TH) AVG > .272 (1ST)	4.64 (13TH) ERA > 2.80 (4TH)
57 (7TH) < R 37 (17TH)	1.46 (12TH) WHIP > 1.30 (5TH)
85 (9TH) < H 79 (14TH)	.251 (13TH) AVG > .238 (9TH)
14 (1ST) < HR 3 (19TH)	970 (9TH) < IP 74.0 (18TH)
56 (4TH) BB > 57 (12ND)	95 (17TH) H > 64 (4TH)
111 (13TH) K > 83 (4TH)	58 (14TH) R > 28 (1ST)
23 (2ND) < SB 5 (20TH)	9 (12TH) HR > 2 (1ST)
.345 (6TH) OBP > .393 (1ST)	47 (13TH) BB > 32 (1ST)
.416 (3RD) < SLG .369 (10TH)	111 (7TH) < K 82 (18TH)
.761 (6TH) OPS > .762 (5TH)	1 (4TH) SHO > 2 (1ST)

OMAHA vs. ST. PAUL

All-Time47-49 (.499)

All-Time in Omaha (Since 2021)22-20 (.524)

All-Time in St. Paul (Since 2021)25-29 (.463)

2025 vs. St. Paul1-2 (.333)
in Omaha0-0 (---)
in St. Paul1-2 (.333)

DATE	SITE	RESULT	WIN	LOSS	SAVE
4/8/25	STP	W, 3-0	N. Cameron	Z. Matthews	S. Cruz
4/9/25	STP	L, 3-2	C. Lewis	J. Fernandez	A. Misiewicz
4/10/25	STP	L, 13-4	K. Funderburk	T. Guerrero	-
4/11/25	STP	6:37 PM CT			
4/12/25	STP	2:07 PM CT			
4/13/25	STP	2:07 PM CT			
5/27/25	OMA	6:35 PM CT			
5/28/25	OMA	6:35 PM CT			
5/29/25	OMA	6:35 PM CT			
5/30/25	OMA	6:35 PM CT			
5/31/25	OMA	6:05 PM CT			
6/1/25	OMA	5:05 PM CT			
8/12/25	OMA	6:35 PM CT			
8/13/25	OMA	6:35 PM CT			
8/14/25	OMA	6:35 PM CT			
8/15/25	OMA	6:35 PM CT			
8/16/25	OMA	6:05 PM CT			
8/17/25	OMA	5:05 PM CT			

KC RAISING ROYALTY

6 Omaha players appear on a Top-30 Royals prospects ranking

PLAYER (POSITION)	Pipeline	Baseball America
Noah Cameron (LHP)	Royals No. 5	Royals No. 8
Luinder Avila (RHP)	Royals No. 19	Royals No. 22
Chandler Champlain (RHP)	Royals No. 20	Royals No. 13
Tyson Guerrero (LHP)	Royals No. 24	-
Tyler Gentry (OF)	Royals No. 25	-
Eric Cerantola (RHP)	Royals No. 28	-

TC TWIN FLAMES

9 Saints players appear on a Top-30 Twins prospects ranking

PLAYER (POSITION)	Pipeline	Baseball America
Emmanuel Rodriguez (OF)	Twins No.2/MLB No.35	Twins No.2/MLB No.19
Luke Keaschall (INF/OF)	Twins No.3/MLB No.58	Twins No.3/MLB No.45
Marco Raya (RHP)	Twins No. 6	Twins No. 8
Andrew Morris (RHP)	Twins No. 9	Twins No. 10
Cory Lewis (RHP)	Twins No. 11	Twins No. 20
Travis Adams (RHP)	Twins No. 22	Twins No. 22
Diego Cartaya (C)	Twins No. 24	Twins No. 21
Zebby Matthews (RHP)	-	Twins No.4/MLB No.70
Jair Camargo (C)	-	Twins No. 23

YESTERDAY'S GAME

	1	2	3	4	5	6	7	8	9	R	H	E	LO
Omaha	0	1	0	0	1	2	0	0	0	4	7	1	7
St. Paul	1	6	1	2	1	0	0	2	x	13	16	0	14

WIN: Kody Funderburk (1-0) | LOSS: Tyson Guerrero (1-2) | SAVE: None

NOTES AND NUGGETS

SEASON 56

Omaha began the 56th season in franchise history March 28 against the I-Cubs at Principal Park in Des Moines, Iowa ... this is the 14th season in the Storm Chasers era.
✦ Omaha is coming off a 2024 campaign in which they went 89-59 (.601 winning percentage) to finish 1st in the 20-team International League during the regular season, before going on to win the International League Championship Series.

LEAGUE OF THEIR OWN

In the second full week of the 2025 season, Storm Chaser players can be found up and down the International League leaderboards.

✦ **Cam Devanney** is tied for the International League lead in home runs (4) and he leads qualified IL hitters in slugging percentage (.750), while John Rave is tied for the league lead in runs scored (11) ... Devanney, Rave and **Drew Waters** find their names up and down the IL Top-10.

✦ Among qualified IL hitters, Devanney is Top-10 in 2 of the 4 categories: SLG (1st - .750) and OPS (3rd - 1.179) ... he is also 2nd in total bases (27) and tied 2nd in extra-base hits (7).

✦ Rave and **Joey Wiemer** are tied 4th in the IL in steals (5).

✦ While in the Majors now, Waters ranks top-10 in AVG, OBP, SLG and OPS.

WALK IT OUT

Omaha's 56 walks to begin the season rank 4th in the International League and are 7th in Minor League Baseball.

✦ Infielder **Nick Loftin** has drawn 13 walks, the 2nd-most in the International League and tied 3rd in the Minor Leagues ... he has drawn a walk in 10 of 11 games, with multiple walks in 3 games.

✦ Loftin's .460 on-base percentage ranks 2nd on Omaha, behind **Drew Waters** (.469) ... Nick has reached base multiple times in 8 of 11 games.

GETTING OFFENSIVE

Early in 2025, Omaha's offense is one of the best in the International League.

✦ The Storm Chasers are tied with the Charlotte Knights for the league lead in home runs (14), while ranking 2nd in the league in stolen bases (23) and 4th in walks (56) ... as they did last year, the Chasers also lead the league in sacrifices (5).

✦ At the top of the order is **John Rave**, last year's leadoff hitter and again hitting 1st in the lineup for Omaha in 2025 ... Rave's 5 hits leading off innings is tied for the 2nd-most in the Minors ... there have been 9 leadoff homers (1st batter of 1st inning for a team) hit in Minor League Baseball in 2025, Rave has hit 2 of the 9.

INTERNATIONAL MEN OF AWARDS

Monday, Minor League Baseball announced the Pitcher and Player of the Week honors for the International League (for the week of March 31 to April 6) and Omaha outfielder **Drew Waters** was named the IL Player of the Week, while left-handed pitcher **Tyson Guerrero** was named the IL Pitcher of the Week.

✦ Waters (who was recalled to Kansas City on Wednesday) went 10-for-19 in Omaha's series against Louisville and led the league with a .526 batting average, .609 on-base percentage, 1.053 slugging percentage and 1.662 OPS ... he collected 20 total bases (2 doubles, 1 triple, 2 home runs) and notably, hit for the cycle in the second game of the week, on Wednesday April 2.

✦ Guerrero, today's starting pitcher, threw 5.0 perfect innings in his start for the Storm Chasers on Friday against Louisville, retiring all 15 batters faced with 7 strikeouts ... he was one of 3 International League starting pitchers to throw at least 5.0 innings and not allow a hit, but the only to not allow a baserunner over at least 5.0 innings.

✦ Last year, Omaha took home 5 weekly awards, with Waters twice being named the IL Player of the Week ... this is the first time since joining the International League Omaha has claimed both the Player and Pitcher of the Week honors in the same week ... the last time Omaha won home both the Player and Pitcher of the Week Awards was the week of May 4, 1996 when **Chris Stynes** was named the American Association Player of the Week and **Robert Toth** was the American Association Pitcher of the Week.

FAMILY MATTERS

Utility player (and former Minnesota Twin) **Nick Gordon** joined the Storm Chasers this week in Minnesota, following in the footsteps of his father.

✦ Nick's father, **Tom Gordon**, pitched 4 games for Omaha, 1 in 1986 and 3 in 1988, before making his MLB debut in 1988 ... Tom went on to pitch 890 games in the Major Leagues over 21 seasons.

✦ Nick and Tom are the 2nd father/son duo to play for the Triple-A Omaha franchise ... **John Wathan** played for Omaha in 1972 and 1975-76 (and managed Omaha in 1987), while his son **Dusty Wathan** played for Omaha in 2002.

ST. PAUL WEATHER

FIRST PITCH: 56°

HIGH: 57° | LOW: 39°

PRECIPITATION: 0%

Mostly clear, with a high near 57. SSE wind around 5 mph

AT A GLANCE

STREAKS

Current Streak.....L2
Longest Win Streak.....W3
Longest Loss Streak.....L2

RECENT

Last 5 Games.....1-4
Last 10 Games.....5-5
Last 20 Games.....5-6

SPLIT SEASON

1st Half.....5-6
2nd Half.....0-0

HOME/AWAY

Home Games.....3-3
Away Games.....2-3

TOTAL HOME ROAD

Longest Win Streak W3 W3 W1
Longest Loss Streak L2 L2 L2

Night Games (5 PM OR LATER) 3-4 2-1 1-3
Day Games (BEFORE 5 PM) 2-2 1-2 1-0

March	1-1	---	1-1
April	4-5	3-3	1-2
May	0-0	0-0	0-0
June	0-0	0-0	0-0
July	0-0	0-0	0-0
August	0-0	0-0	0-0
September	0-0	0-0	0-0

vs. Buffalo	0-0	---	0-0
vs. Charlotte	0-0	0-0	---
vs. Columbus	0-0	0-0	0-0
vs. Durham	0-0	0-0	---
vs. Indianapolis	0-0	0-0	0-0
vs. Iowa	1-1	0-0	1-1
vs. Lehigh Valley	0-0	0-0	---
vs. Louisville	3-3	3-3	0-0
vs. Norfolk	0-0	0-0	---
vs. Salt Lake	0-0	---	0-0
vs. St. Paul	1-2	0-0	1-2
vs. Syracuse	0-0	---	0-0
vs. Toledo	0-0	0-0	0-0

on Tuesday	1-1	0-1	1-0
on Wednesday	1-1	1-0	0-1
on Thursday	1-1	1-0	0-1
on Friday	1-1	1-0	0-1
on Saturday	1-1	0-1	1-0
on Sunday	0-1	0-1	0-0

ABS CHALLENGES

TEAM	TOTAL	WON	LOST	RATE
OMAHA	23	8	15	35%
OPPONENTS	17	8	9	47%

ON THIS DAY...

RECORD ON APRIL 11 (SINCE 2000): 8-11, W1

LAST WIN: 4/11/24 vs. GWINNETT, W 18-9

LAST LOSS: 4/11/23 @ IOWA, L 9-6

CHANDLER CHAMPLAIN'S SPLITS

SPLIT	2024										CAREER									
	IP	H	R	ER	K	BB	HR	ERA	P		IP	H	R	ER	K	BB	HR	ERA	P	
Home	6.0	6	4	4	4	2	0	6.00	86		201.1	217	128	123	195	57	32	5.50	3148	
Away	3.0	7	7	7	4	4	1	21.00	72		188.2	181	97	87	174	75	20	4.15	3082	
Day	9.0	13	11	11	8	6	1	11.00	158		105.1	131	78	76	95	33	16	6.49	1685	
Night	-	-	-	-	-	-	-	-	-		284.2	267	147	134	274	99	36	4.24	4545	
vs Left	3.1	4	-	-	4	3	1	-	62		162.0	168	-	-	170	61	25	-	2708	
vs Right	5.2	9	-	-	4	3	0	-	96		224.2	230	-	-	199	71	27	-	3533	
March	3.0	7	7	7	4	4	1	21.00	72		3.0	7	7	7	4	4	1	21.00	72	
April	6.0	6	4	4	4	2	0	6.00	86		56.0	54	33	30	63	14	7	4.82	873	
May	-	-	-	-	-	-	-	-	-		77.2	51	18	17	91	17	7	1.97	1175	
June	-	-	-	-	-	-	-	-	-		70.1	81	46	42	57	28	11	5.37	1152	
July	-	-	-	-	-	-	-	-	-		59.0	54	36	35	60	24	11	5.34	979	
August	-	-	-	-	-	-	-	-	-		81.2	103	57	53	74	22	11	5.84	1274	
September	-	-	-	-	-	-	-	-	-		42.1	48	28	26	20	23	4	5.53	705	
October	-	-	-	-	-	-	-	-	-		-	-	-	-	-	-	-	-	-	

CHANDLER CHAMPLAIN'S ARSENAL (2025)

PITCH	USAGE	P	S	B	WHIFFS	STRIKE %	WHIFF %	ZONE %	SO	OPS	AVG	HR	STATCAST		
													VELO	RPM	HORIZBRK
Four-seam FB	29.7%	47	33	14	6	70.0%	24.0%	53.2%	3	1.050	.333	1	92.8	2184	4.9
Slider	24.7%	39	24	15	4	62.0%	25.0%	53.8%	2	.664	.300	0	87.1	2254	-4.3
Curveball	19.6%	31	16	15	3	52.0%	33.3%	45.2%	2	.334	.167	0	77.0	2423	-11.9
Sinker	13.9%	22	15	7	2	68.0%	20.0%	50.0%	0	1.633	.800	0	92.0	2134	12.3
Changeup	11.4%	18	9	9	1	50.0%	20.0%	44.4%	1	.829	.200	0	84.5	1916	11.7
Sweeper	0.6%	1	0	1	0	0.0%	No Swings	100.0%	0	.000	.000	0	82.7	2389	-5.1

LAST TIME OUT: 4/5/2025 VS. LOUISVILLE

PITCH	USAGE	P	S	B	WHIFFS	STRIKE %	WHIFF %	ZONE %	SO	OPS	AVG	HR	STATCAST		
													VELO	RPM	HORIZBRK
Four-seam FB	27.9%	24	19	5	1	79.0%	7.7%	66.7%	1	.929	.429	0	92.3	2174	5.3
Slider	23.3%	20	15	5	2	75.0%	20.0%	70.0%	1	.400	.200	0	86.6	2201	-4.7
Curveball	27.9%	24	13	11	3	54.0%	37.5%	45.8%	2	.334	.167	0	76.7	2405	-12.4
Sinker	7.0%	6	6	0	1	100.0%	25.0%	66.7%	0	.000	.000	0	90.9	2141	11.3
Changeup	14.0%	12	6	6	0	50.0%	0.0%	41.7%	0	1.000	.250	0	83.8	1870	11.5

ARSENAL VS RIGHT, 2025

PITCH	USAGE	P	S	B	WHIFFS	STRIKE %	WHIFF %	ZONE %	SO	OPS	AVG	HR	STATCAST		
													VELO	RPM	HORIZBRK
Four-seam FB	20.8%	20	12	8	3	60.0%	27.3%	35.0%	1	.700	.200	0	92.7	2163	4.8
Slider	30.2%	29	18	11	3	62.0%	25.0%	51.7%	1	.750	.375	0	87.1	2270	-4.7
Curveball	22.9%	22	11	11	3	50.0%	42.9%	36.4%	2	.000	.000	0	76.9	2417	-11.7
Sinker	21.9%	21	15	6	2	71.0%	20.0%	52.4%	0	1.633	.800	0	91.9	2131	12.1
Changeup	3.1%	3	3	0	0	100.0%	0.0%	100.0%	0	1.500	.500	0	82.6	1893	9.9
Sweeper	1.0%	1	0	1	0	0.0%	No Swings	100.0%	0	.000	.000	0	82.7	2389	-5.1

ARSENAL VS LEFT, 2025

PITCH	USAGE	P	S	B	WHIFFS	STRIKE %	WHIFF %	ZONE %	SO	OPS	AVG	HR	STATCAST		
													VELO	RPM	HORIZBRK
Four-seam FB	43.5%	27	21	6	3	78.0%	21.4%	66.7%	2	1.286	.429	1	92.9	2200	5
Slider	16.1%	10	6	4	1	60.0%	25.0%	60.0%	1	.333	.000	0	87.2	2208	-3.3
Curveball	14.5%	9	5	4	0	56.0%	0.0%	66.7%	0	1.000	.500	0	77.0	2439	-12.2
Sinker	1.6%	1	0	1	0	0.0%	No Swings	0.0%	0	.000	.000	0	93.7	2199	16
Changeup	24.2%	15	6	9	1	40.0%	33.3%	33.3%	1	.400	.000	0	84.9	1920	12

ST. PAUL HITTERS VS CHANDLER CHAMPLAIN (CAREER)

PLAYER	G	AB	H	HR	RBI	2B	3B	SO	BB	IBB	AVG	OBP	SLG
Jair Camargo	1	3	0	0	0	0	0	1	0	0	.000	.000	.000
Carson McCusker	1	2	1	1	3	0	0	1	0	0	.500	.500	2.000
Jeferson Morales	1	2	2	0	0	0	0	0	0	0	1.000	1.000	1.000
Anthony Prato	2	3	1	0	1	0	0	0	2	0	.333	.600	.333
Yunior Severino	1	0	0	0	0	0	0	0	2	0	.000	1.000	.000
Patrick Winkel	2	5	2	1	3	0	0	0	0	0	.400	.400	1.000

CHANDLER CHAMPLAIN SCOUTING REPORT

MLB Pipeline

Scouting grades: Fastball: 50 | Curveball: 50 | Slider: 50 | Changeup: 45 | Control: 50 | Overall: 40

A well-regarded high school pitching prospect, Champlain honored his Southern California commitment in 2018 and stayed close to home. Three years later, the Yankees selected him in the ninth round of the 2021 Draft and then traded him to the Royals as part of a three-pitcher package for Andrew Benintendi in 2022. Champlain returned to Double-A in '24 and showed he had mastered it with a 3.50 ERA, a 0.92 WHIP and a 34.5% strikeout rate in seven starts. The move to Triple-A was more challenging: Champlain made 28 appearances (27 starts) there for a 5.61 ERA, 15.5% strikeout rate and a 1.56 WHIP while batters hit .283 against him.

Champlain's average cutting fastball sits 91-94 mph, touching 97 in 2024. He spins the ball well and has improved his upper-70s curveball into a solid weapon. That pitch is different from his low- to mid-80s slider which has good depth and got some chase in '24 in a limited sample. Champlain also shows a cutter, which could be an out pitch eventually because of his natural movement, and his mid-80s changeup is still a work in progress, as it has been for several years. The lack of a pitch against lefties has hindered Champlain as he's faced better hitters. He has some effort in his delivery which affects his command at times, but he showed up to Spring Training over 10 pounds lighter.

Champlain has the look and mentality of a workhorse on the mound and has proven durable in the Minors, throwing 135 and 140 innings the past two seasons respectively. But he'll need to develop a weapon against lefties for him to reach his ceiling, otherwise there's thought he would have more in the tank as a multi-inning reliever with a fastball-curveball combination. He wasn't added to the 40-man when eligible for the Rule 5 Draft, but he'll return to Triple-A, be part of the Royals' depth and could make his debut in '25.

Baseball America

Scouting Grades: Fastball: 55 | Curveball: 60 | Slider: 50 | Changeup: 45 | Cutter: 45 | Control: 50

Track Record: Champlain was off to a good start in his return to Double-A in his second full year in the Royals organization since being acquired from the Yankees midway through 2022. In seven starts with Northwest Arkansas, the most noticeable statistic was an impressive 12 strikeouts per nine innings compared to just 1.8 walks. His promotion to Triple-A Omaha proved to be more challenging for Champlain. His strikeout rate decreased to 6.2 per nine innings, his walk rate rose to 4.0 and opponents hit .282 with 17 home runs in 104.1 innings.

Scouting Report: Champlain's four-seam fastball comes to the plate on a downward angle, sits 92-94 mph and touches 97—but he struggled to command it when he got to Triple-A. His 76-80 mph curveball improved enough in 2024 to be graded a plus pitch. At times it looked like one of the better benders in the minor leagues and misses plenty of bats in the zone with 12-to-6 shape and great finish. The slider is a distinct pitch from the curveball, averaging 85 mph with good depth. Champlain rounds out his repertoire with an 85 mph changeup and 86 mph cutter, both still in development. There's not a lot of athleticism in his delivery, making it more difficult to repeat and affecting his command.

The Future: Champlain projects as a big-bodied back-of-the rotation starter, although his stuff would tick up in shorter stints if he moved to the bullpen. He was not added to the 40-man roster when eligible after the 2024 season.



#56 CHANDLER CHAMPLAIN

BATS RIGHT / THROWS RIGHT / HEIGHT 6'4" / WEIGHT 225

FULL NAME Chandler Jay Champlain (SHAM-PLAIN)

BORN July 23, 1999 in Mission Viejo, California (Age 25)

ACQUIRED July 27, 2022 - Traded from New York (AL) with T.J. Sikkema and Beck Way to Kansas City in exchange for Andrew Benintendi

DRAFTED Round 9 - 2021 (273rd Overall, New York Yankees)

COLLEGE University of Southern California (Los Angeles, Calif.)

HIGH SCHOOL Santa Margarita HS (Rancho Santa Margarita, Calif.)

SEASON WITH STORM CHASERS 2nd Season

MLB SERVICE TIME (ENTERING 2025) 0.000

TODAY'S START

- Champlain is making his **3rd start with Omaha** this season ... made Omaha's 2025 Breaking Roster, after ending the 2024 season in Triple-A with the Storm Chasers.
- Playing his 5th professional season this year, his 4th in the Royals system after being drafted by the Yankees.
- Has almost exclusively been a starter in his career, with 76 starts in 79 career Minor League appearances.
- Ranked by MLB Pipeline as the No. 20 Royals prospect.**
- Ranked by Baseball America as the No. 13 Royals prospect.**

RSENAL

4-SEAM 29.7% • 92.8 MPH | SLIDER 24.7% • 87.1 MPH | CURVEBALL 19.6% • 77.0 MPH | SINKER 13.9% • 92.0 MPH | CHANGEUP 11.4% • 84.5 MPH

LAST OUTING: SATURDAY, APRIL 5 VS. LOUISVILLE

Was the first Omaha pitcher to finish 6.0 innings in a start, but allowed one run too many for a quality start ... after throwing a 1-2-3 1st inning, allowed 3 runs on 3 hits, 1 walk and a hit batter in the 2nd inning ... a double, walk and double steal added a run in the 3rd inning, the Bats' 4th of the game ... Champlain ended his day with 3.0 scoreless innings, retired 10 of his final 11 batters between the 3rd and 6th, with 1-2-3 innings in the 5th and 6th.

2025 HIGHLIGHTS

- Made 2 Cactus League appearances (2 starts) for the Royals in Major League Spring Training, as a non-roster invitee ... allowed 4 earned runs over 3.1 innings (10.80 ERA), with 4 hits, 4 walks and 4 strikeouts.

CAREER NOTES

2024

- Made 28 starts between Northwest Arkansas (AA) and Omaha, including 1 postseason start with the Chasers ... opened the season at Double-A and made 7 starts before being promoted to Triple-A on May 20, finishing the year in Omaha.
- Led Storm Chasers pitchers in home runs allowed (17), runs allowed (68), walks allowed (68) and tied for the most hits allowed (117) ... ranked 2nd among Omaha pitchers in regular season starts (20) and innings (104.1).
- Ranked 1st among Royals Minor Leaguers in starts (27) and innings (140.1) ... 120 strikeouts were the 4th-most among Royals farmhands behind Noah Cameron (149), Tyson Guerrero (123) and Steven Zobac (123).
- Made 9 quality starts, 3 in Double-A and 6 in Triple-A ... 4 of 9 quality starts came in a 5-start outing between May 9 and June 5, his final 2 with NWA and 2 of his first 3 with Omaha.
- Worked career-best 12.1-inning scoreless streak that spanned his last two starts in Double-A, May 9 vs. Springfield (STL) and May 15 @ Arkansas (SEA), striking out 17 between the two.
- Made the first postseason start of his career on September 25 vs. Columbus (CLE), Game 2 of the International League Championship Series ... allowed 2 solo homers in 5.0 innings.

2023

- Split the season between Quad Cities (A+) and Northwest Arkansas (AA), combined to go 11-8 with a 3.33 ERA (50 ER in 135.1 IP) and 125 strikeouts over 25 starts.
- Opened the year in High-A and made 6 quality starts of his 11 River Bandits starts, added 7 more quality starts of his 14 Naturals starts ... 13 quality starts were the most of any Royals Minor Leaguer, tied for the 3rd-most in the Minors.
- On May 5 @ Great Lakes (LAD), threw 6.0 shutout innings with just 1 hit and 2 walks while striking out 7 ... for his effort, was named the Midwest League's Pitcher of the Week.
- Threw a career-high 8.0 innings with 8 strikeouts on August 2 @ Springfield (STL), held the Cardinals to 2 runs.
- Fired a pair of scoreless starts with the Naturals, including 6.0 hitless innings on July 27 @ Arkansas (SEA) ... recognized as the Texas League Pitcher of the Week for this start.

2022

- Pitched 16 games for the Tampa Tarpons (A) before being acquired by the Royals as part of the return OF Andrew Benintendi ... finished the year pitching 8 games for Quad Cities (A+), where he pitched in 8 games (7 starts) ... pitched in 24 games (22 starts) between the two teams in his first pro season, with a 5.98 ERA (70 ER in 105.1 IP) and 116 strikeouts.
- Threw a season-high 6.1 innings in the Minor League Field of Dreams Game on August 9 vs. Cedar Rapids (MIN) in Dyersville, Iowa ... allowed 2 runs with 0 walks and 7 strikeouts, pitching for the "Davenport Blue Sox."

2021

- Drafted by the New York Yankees out of the University of Southern California (USC) ... did not pitch in his first summer after the draft, worked with the Yankees to refine his pitches.

COLLEGE (UNIVERSITY OF SOUTHERN CALIFORNIA, 2019-2021)

- Pitched collegiately at USC and went 5-8 with a 5.31 ERA (75 ER in 127.0 IP) and 107 strikeouts in 36 games (21 starts) over three years with the Trojans (Pac-12).

MISCELLANEOUS

- 2018: Graduated from Santa Margarita Catholic High School ... played three years of varsity baseball and was a three-time All-Trinity League selection.
- A 2017 Under Armour All-American, pitched a scoreless 7th inning on July 29 at Wrigley Field ... was teammates on the National Team with fellow Royals Minor Leaguer Jordan Groshans, as well as future big leaguers Triston Casas, Bo Naylor and Kumar Rocker.
- Selected by the Los Angeles Angels in the 38th round of the 2018 MLB Draft but elected not to sign and instead pursue his education and play collegiately at USC.
- Father, Jay, was a 1981 letterman on the USC football team, a member of the Trojans' 1978 National Championship squad ... mother (Robyn) and brother (Jayson) also attended USC.

CAREER PITCHING

SEASON TEAM	W	L	ERA	G	GS	CG	SHO	SV	SVO	IP	H	R	ER	HR	HB	BB	IBB	SO	WHIP	AVG	AB	WP	BK	GIDP	TBF	NP-S	
2021	Did not play																										
2022 Tampa Tarpons (NYY, A)	2	5	4.30	16	15	0	0	0	0	73.1	72	38	35	11	0	19	0	94	1.24	.251	287	6	1	2	308	1175 - 797	
Quad Cities River Bandits (A+)	1	3	9.84	8	7	0	0	0	0	32.0	58	35	35	3	2	11	0	22	2.16	.414	140	5	2	5	156	536 - 345	
2023 Quad Cities River Bandits (A+)	6	3	2.74	11	11	0	0	0	0	62.1	48	20	19	5	4	18	0	61	1.06	.214	224	3	0	5	247	932 - 609	
NW Arkansas Naturals (AA)	5	5	3.82	14	14	0	0	0	0	73.0	64	38	31	11	4	25	0	64	1.22	.234	273	3	0	8	302	1150 - 731	
2024 NW Arkansas Naturals (AA)	2	1	3.50	7	7	0	0	0	0	36.0	26	15	14	4	2	7	0	48	0.92	.203	128	2	1	2	139	548 - 367	
Omaha Storm Chasers (AAA)	4	9	5.61	21	20	0	0	0	0	104.1	117	68	65	17	4	46	0	72	1.56	.283	413	0	0	12	465	1731 - 1097	
2025 Omaha Storm Chasers (AAA)	0	1	11.00	2	2	0	0	0	0	9.0	13	11	11	1	1	6	0	8	2.11	.342	38	1	0	1	45	158 - 97	
MINOR LEAGUE TOTALS (4 Seasons)	20	27	4.85	79	76	0	0	0	0	390.0	398	225	210	52	17	132	0	369	1.36	.265	1503	20	4	35	1662	6230 - 4043	

SEASON & CAREER HIGHS

2025 SEASON				PRO CAREER			
4/5/2025 vs. Louisville (CIN)	6.0	INNINGS PITCHED	8.0	8/2/2023 @ Springfield (STL)			
3/29/2025 @ Iowa (CHC)	7	HITS	11	8/21/2022 @ Peoria (STL)			
3/29/2025 @ Iowa (CHC)	7	RUNS	8 (4x)	Last: 8/30/2024 vs. St. Paul (MIN)			
3/29/2025 @ Iowa (CHC)	7	EARNED RUNS	8 (4x)	Last: 8/30/2024 vs. St. Paul (MIN)			
3/29/2025 @ Iowa (CHC)	1	HOME RUNS	4	7/12/2024 vs. Toledo (DET)			
3/29/2025 @ Iowa (CHC)	4	WALKS	5 (2x)	Last: 6/16/2024 @ Toledo (DET)			
Last: 4/5/2025 vs. Louisville (CIN)	4 (2x)	STRIKEOUTS	11	7/17/2022 @ Daytona (CIN)			
4/5/2025 vs. Louisville (CIN)	26	BATTERS FACED	30	8/2/2023 @ Springfield (STL)			
4/5/2025 vs. Louisville (CIN)	86	PITCHES THROWN	98 (3x)	Last: 8/23/2024 @ Buffalo (TOR)			
4/5/25 (4 th INN.) TO 4/5/25 (6 th INN.)	3.0 IP	SCORELESS STREAK	12.1 IP	5/9/24 (1 st INN.) TO 5/15/24 (7 th INN.)			

2025 RUN SUPPORT (OMAHA 1-1 IN CHAMPLAIN STARTS)

RUNS SCORED	0	1	2	3	4	5	6	7	8	9	10+
GAMES	1		1								
PLAYER W-L	0-1		0-0								
Team W-L	0-1		1-0								

2025 GAME-BY-GAME

DATE	TEAM	GS	OPPONENT	RESULT	LEFT GAME	DEC	IP	H	R	ER	HR	HB	BB	SO	BF	NP-S
3/29	OMA	✓	@ Iowa	W, 12-7	Bottom 4th, losing 7-2	-	3.0	7	7	7	1	0	4	4	1972	38
4/5	OMA	✓	vs. Louisville	L, 4-0	End 6th, losing 4-0	L	6.0	6	4	4	0	1	2	4	2686	59

(Q) Indicates Quality Start

2025 BATTED BALL STATISTICS (TRIPLE-A)

BABIP	GB/FB	LD%	GB%	FB%	IFFB%	HR/FB	Pull%	Cent%	Oppo%	SwStr%
.414	2.80	36.7%	46.7%	16.7%	40.0%	20.0%	53.3%	16.7%	30.0%	8.9%

VS. TWINS AFFILIATES IN CAREER (11 GAMES / 10 STARTS)

Game	W	L	GS	CG	SHO	HLD	SV	IP	H	R	ER	HR	HBP	BB	SO	WP	TBF	NP	NS
6/5/22 @ Fort Myers	0	0	1	0	0	0	0	5.0	6	4	4	1	0	2	5	0	21	82	48
7/9/22 vs. Fort Myers	0	1	0	0	0	0	0	4.2	8	6	6	2	0	4	8	1	25	85	54
8/9/22 vs. Cedar Rapids	1	0	1	0	0	0	0	6.1	6	2	2	0	0	0	7	0	24	82	56
8/14/22 vs. Cedar Rapids	0	0	1	0	0	0	0	5.0	10	4	4	1	0	0	5	0	23	74	51
4/15/23 @ Cedar Rapids	1	0	1	0	0	0	0	5.0	7	3	3	1	0	0	5	0	20	82	52
5/12/23 vs. Cedar Rapids	0	1	1	0	0	0	0	6.0	4	1	1	1	0	0	6	0	21	91	62
6/29/23 @ Wichita	0	1	1	0	0	0	0	4.0	6	3	3	1	1	2	4	0	20	79	51
8/10/23 vs. Wichita	1	0	1	0	0	0	0	6.0	7	4	4	1	0	2	7	0	26	90	60
5/2/24v vs. Wichita	1	0	1	0	0	0	0	5.0	2	1	1	0	1	1	7	0	19	86	56
7/26/24 @ St. Paul	0	1	1	0	0	0	0	5.2	5	5	4	2	0	4	3	0	26	95	54
8/30/24 vs. St. Paul	0	1	1	0	0	0	0	3.0	7	8	8	1	0	4	1	0	19	67	38
6.47 ERA	4	5	10	0	0	0	0	55.7	68	41	40	11	2	19	58	1	244	913	582

PLAYER

QUICK NOTES

CAREER HIGHS (RELIEF)

62 JONATHAN BOWLAN

RHP • R/R • 6'4" • 235 lbs • Born: 3/28/1997 (Age 28)
2018 MLB Draft – Round 2/58th (Memphis)
Born/Resides: Arlington, Tennessee

2025: Appeared in 7 Cactus League games with Kansas City, pitching to a 5.40 ERA (5 ER in 8.1 IP), with 9 strikeouts ... optioned to Omaha on March 16.

- Playing his 7th professional season this year, all in the Royals organization, with parts of the last 2 years in Omaha ... has pitched 3 MLB games for Kansas City between 2023 and 2024.
- Appeared in 1 game for Kansas City across 2 stints in 2024 ... spent most of the year with Omaha, going 12-4 in 35 appearances (16 starts) at Triple-A, finished 2nd in the Royals minor league system in wins behind Ethan Bosackner (13).
- Underwent Tommy John Surgery in June 2021 and made his return in June 2022, pitching his way up to NW Arkansas (AA) that year.

4SFB (94.9), SL (84.9), SNK (95.1), CH (87.7), CB (81.0)

CONSECUTIVE BATTERS RETIRED: 2 (4/10) SCORELESS STREAK: 0.2 IP (4/10)

IP 6.0 8/25/2019 vs. Down East
K 7 7/2/2023 vs. Iowa
BB 4 7/2/2023 vs. Iowa
H 7 6/15/2023 vs. Frisco
ER 4 6/15/2023 vs. Frisco

63 ERIC CERANTOLA

RHP • R/R • 6'5" • 225 lbs • Born: 5/2/2000 (Age 24)
2021 MLB Draft – Round 5 (Mississippi State)
Born: Montreal, Quebec • Resides: Oakville, Ontario

2025: Appeared in 2 Cactus League games with Kansas City, pitching to a 0.00 ERA (0 ER in 2.0 IP), with 1 strikeout ... optioned to Omaha on March 10, opened the year on Omaha's IL ... activated from the IL on April 8.

- Playing his 5th professional season this year, all in the Royals organization, added to Kansas City's 40-Man Roster in November 2024.
- Between NW Arkansas (AA) and Omaha in 2024, had 101 strikeouts in 72.2 innings ... one of six minor leaguers to pitch fewer than 75.0 innings while striking out at least 100 batters ... worked 14.0 scoreless innings between May 3 and 16.
- Selected in the 8th round of the 2016 Ontario Hockey League draft but chose to pursue baseball, playing collegiately at Mississippi State.

SL (85.4), 4SFB (93.5), CH (85.7)

CONSECUTIVE BATTERS RETIRED: 1 (4/10) SCORELESS STREAK: 0.1 IP (4/10)

NP 94 (2x) Last: 7/2/2023 vs. Iowa
IP 4.0 (5x) Last: 5/10/24 vs. Springfield
K 10 4/26/24 @ Tulsa
BB 4 (3x) Last: 5/10/24 vs. Springfield
H 5 8/19/23 vs. Beloit
ER 3 (2x) Last: 4/30/23 @ Lansing
NP 83 5/10/24 vs. Springfield

45 TAYLOR CLARKE

RHP • R/R • 6'4" • 220 lbs • Born: 5/13/1993 (Age 31)
Minor League Free Agent – 12/12/2024
Drafted by Arizona – 2015, Round 3 (College of Charleston)
Born: Ashburn, Virginia • Resides: Phoenix, Arizona

2025: As a non-roster invite, appeared in 9 Cactus League games with Kansas City, pitching to a 2.00 ERA (2 ER in 9.0 IP) with 6 strikeouts.

- Playing his 11th professional season this year ... Royals are his 3rd organization, has previously spent time with the Diamondbacks, Royals and Brewers ... pitched 183 MLB games between 2019 and 2023 for Arizona and Kansas City.
- Traded from Kansas City to Milwaukee in December 2023, opened 2024 on the Brewers' 15-day Injured List (right knee inflammation) ... reinstated May 15 and optioned to Nashville (AAA), where he spent the rest of the season ... 15 of 22 appearances in AAA were starts.
- Appeared in 105 games for the Royals between 2022 and 2023, recording 6 saves and 113 strikeouts in 108.0 innings of work.

SNK (94.9), 4SFB (95.0), SL (87.7), CH (88.4), SWP (85.5)

CONSECUTIVE BATTERS RETIRED: 3 (4/8) SCORELESS STREAK: 2.0 IP (4/8)

IP 5.0 9/16/20 @ LOS ANGELES (AL)
K 4 (3x) Last: 6/12/21 vs. LOS ANGELES (AL)
BB 3 8/19/20 @ OAKLAND
H 6 9/16/20 @ LOS ANGELES (AL)
ER 5 7/3/23 @ MINNESOTA
NP 72 9/16/20 @ LOS ANGELES (AL)

54 AUSTIN COX

LHP • L/L • 6'4" • 235 lbs • Born: 3/28/1997 (Age 28)
Minor League Free Agent – 1/3/2025
Drafted by Kansas City – 2018, Round 5 (Mercer)
Born: Macon, GA • Resides: Kansas City, MO

2025: As a non-roster invite, appeared in 6 Cactus League games with Kansas City, going 3-0 with a 4.70 ERA (4 ER in 7.2 IP) and 8 strikeouts.

- Playing his 7th professional season this year, all in the Royals organization, with parts of the last 4 years in Omaha.
- Between NW Arkansas (AA) and Omaha in 2024, combined to go 3-1 with a 3.86 ERA (26 ER in 60.2 IP) and 65 strikeouts in 42 games (5 starts), with 38 of them coming for the Storm Chasers.
- In 2023, appeared in 24 games for the Royals with a 4.54 ERA (18 ER in 35.2 IP) and 33 strikeouts ... has not appeared in the Majors since after suffering a torn ACL and damaged MCL in his left knee on Sept. 8, 2023 after trying to cover first base in a game in Toronto ... began his MLB career by retiring 35 of the first 39 batters he faced across 6 relief outings, allowing only 4 walks.

4SFB (92.5), CUT (86.2), CH (82.1), CB (79.0), SPL (80.3)

CONSECUTIVE BATTERS RETIRED: 2 (4/10) SCORELESS STREAK: 1.0 IP (4/10)

IP 7.0 9/22/22 vs. Iowa
K 9 9/22/22 vs. Iowa
BB 3 7/10/22 vs. Toledo
H 7 5/9/23 @ Scranton/WB
ER 5 9/26/21 vs. Indianapolis
NP 100 9/22/22 vs. Iowa

40 JUNIOR FERNANDEZ

RHP • R/R • 6'3" • 230 lbs • Born: 3/2/1997 (Age 28)
Traded from Boston – 12/20/2024
Originally signed by St. Louis – 7/3/2014
Born: Santo Domingo Centro, DR • Resides: Port St. Lucie, FL

2025: As a non-roster invite, appeared in 6 Cactus League games with Kansas City, pitching to a 9.00 ERA (4 ER in 4.0 IP) with 6 strikeouts.

- Playing his 12th professional season this year ... Royals are his 5th MLB organization, has previously spent time with the Cardinals, Pirates, Blue Jays, Nationals and in Japan ... pitched 50 MLB games between 2019 and 2022 for STL and PIT.
- Gad a brief stint with the Chiba Lotte Marines of Japan in 2024 ... only logged 2 scoreless appearances (3 H, 3 K, 0 BB) for the Marines before suffering a season-ending injury to his right shoulder.
- Pitched for four levels of the Cardinals organization in 2019, beginning the year in High-A and making stops in both Double-A and Triple-A, culminating in his Major League debut on August 11 vs. Pittsburgh.

4SFB (97.8), CH (88.7), SL (85.3), SNK (97.3)

CONSECUTIVE BATTERS RETIRED: 1 (4/9) SCORELESS STREAK: 0.1 IP (4/9)

IP 4.0 6/18/23 vs. Frisco
K 4 9/19/24 @ Louisville
BB 3 8/13/24 vs. Louisville
H 8 6/18/23 vs. Frisco
ER 5 (2x) Last: 8/13/24 vs. Louisville
NP 77 6/18/23 vs. Frisco

57 ANDREW HOFFMANN

RHP • R/R • 6'5" • 210 lbs • Born: 2/2/2000 (Age 25)
Traded from Atlanta – 7/11/2022
Drafted by Atlanta – 2021, Round 12 (Illinois)
Born: Joliet, IL • Resides: Plainfield, IL

2025: As a non-roster invite, appeared in 6 Cactus League games with Kansas City, pitching to a 5.87 ERA (5 ER in 7.2 IP) with 12 strikeouts to just 1 walk.

- Playing his 5th professional season this year ... Royals are his 2nd organization after being drafted by the Braves.
- Spent most of 2024 with Omaha (25 games, 11 starts), also appeared in 1 start for NW Arkansas (AA) and 3 rehab games for the ACL Royals ... made 5 starts for Omaha from March 31-April 16 before being placed on the IL, and returned to Omaha on June 6.
- Struck out 133 batters across 125.1 innings pitched between Northwest Arkansas (87.1 IP) and Omaha (38.0) in 2023.
- Was acquired by Kansas City with OF Drew Waters and IF CJ Alexander for the No. 35 pick in the 2022 Draft (RHP J.R. Ritchie).

CH (87.1), 4SFB (95.1), SL (84.4), SNK (89.7)

CONSECUTIVE BATTERS RETIRED: 2 (4/10) SCORELESS STREAK: 1.2 IP (4/6 to 4/10)

IP 4.2 (2x) Last: 6/11/23 vs. Fort Wayne
K 6 (3x) Last: 6/11/23 vs. Fort Wayne
BB 2 (11x) Last: 7/12/24 @ Frisco
H 9 7/30/19 vs. AZL D-backs
ER 5 7/30/19 vs. AZL D-backs
NP 90 7/30/19 vs. AZL D-backs

47 CRUZ NORIEGA

RHP • R/R • 6'1" • 175 lbs • Born: 10/1/1997 (Age 27)
International League Free Agent – 1/30/2018
Born: Porlamar, Venezuela • Resides: Bolivar, Venezuela

2025: In his first MLB spring training, appeared in 3 Cactus League games with Kansas City, pitching to a 0.00 ERA (0 ER in 4.0 IP) with 4 strikeouts ... made his Triple-A debut on April 1 vs. LOU but allowed 4 batters to reach without getting an out.

- Playing his 6th professional season this year, all have come in the Royals organization ... has not yet made his Triple-A debut.
- Spent all of 2024 with NW Arkansas (AA), appearing in a career-best 32 games (9 starts), going 7-4 with a 6.01 ERA (51 ER in 76.1 IP) ... as a reliever, worked a 3.86 ERA (19 ER in 44.1 IP) ... as a starter, pitched to a 9.00 ERA (32 ER in 32.0 IP) ... last 8 outings were starts.
- Named Kansas City's *Carlos Fortuna Award* recipient in 2023, recognized for his commitment to improving his English speaking abilities both on and off the field ... spent all year with Quad Cities (A+) and went 3-3 with a 3.12 ERA (23 ER in 66.1 IP) over 20 games.

CH (85.8), 4SFB (94.3), SNK (93.4), SL (84.1), CB (78.0)

CONSECUTIVE BATTERS RETIRED: 1 (4/10) SCORELESS STREAK: 0.0 IP

IP 4.2 4/8/22 @ South Bend
K 8 9/7/21 @ Augusta
BB 4 6/8/23 vs. Fort Wayne
H 7 4/20/22 @ Wisconsin
ER 5 (2x) Last: 9/18/24 @ Louisville
NP 95 4/20/22 @ Wisconsin

43 ANTHONY SIMONELLI

RHP • R/R • 6'2" • 200 lbs • Born: 12/23/1998 (Age 26)
2021 MLB Draft – Round 16 (Virginia Tech)
Born: Winchester, VA • Resides: Blacksburg, VA

2025: As a non-roster invite (first MLB spring training), appeared in 5 Cactus League games with Kansas City, pitching to a 7.36 ERA (3 ER in 3.2 IP) with 5 strikeouts.

- Playing his 5th professional season this year, all have come in the Royals organization.
- Split 2024 between 43 relief appearances for NW Arkansas (AA) and 10 games (1 opener start) with Omaha, combined for a 2.93 ERA (24 ER in 73.2 IP) with a career-high 87 strikeouts ... also threw 8.0 innings without allowing an earned run in the Arizona Fall League.
- Since the start of the 2022 season, he ranks 4th among Royals Minor League pitchers in appearances.

4SFB (91.5), CUT (87.5), CH (86.6), SWP (83.7)

CONSECUTIVE BATTERS RETIRED: 2 (4/9) SCORELESS STREAK: 2.2 IP (4/1 to 4/9)

IP 3.0 (4x) Last: 6/18/21 @ Wichita
K 5 (4x) Last: 8/20/21 @ Springfield
BB 3 (5x) Last: 6/28/23 vs. Iowa
H 5 (3x) Last: 8/12/21 @ Tulsa
ER 4 (4x) Last: 8/9/23 vs. Iowa
NP 55 8/20/21 @ Springfield

22 EVAN SISK

LHP • L/L • 6'2" • 209 lbs • Born: 4/23/1997 (Age 27)
Traded from Minnesota – 1/24/2023
Drafted by St. Louis – 2018, Round 16 (College of Charleston)
Born: Pineville, N.C. • Resides: Chester, S.C.

2025: Appeared in 4 Cactus League games with Kansas City, pitching to a 5.40 ERA (2 ER in 3.1 IP), with 4 strikeouts ... optioned to Omaha on March 16.

- Playing his 7th professional season this year ... Royals are his 3rd organization, previously in the Cardinals and Twins systems ... has spent most of the last three years in Triple-A, added to Kansas City's 40-Man Roster in November 2024.
- Spent all of 2024 with Omaha and was named an International League postseason All-Star, leading all Triple-A pitchers (min. 50 games) in ERA (1.57) and WHIP (1.03) ... led the league in appearances (58), 4th in saves (15).
- One of only two pitchers in all of Minor League Baseball in 2024 to record at least 50 appearances and not allow a home run and enters the 2025 season with an active streak of 69.0 consecutive homerless innings since he last allowed one on August 26, 2023.

SNK (91.4), SL (80.4), CUT (88.5), CB (76.9)

CONSECUTIVE BATTERS RETIRED: 1 (4/9) SCORELESS STREAK: 4.1 IP (3/28 to 4/9)

IP 3.0 7/12/24 @ Frisco
K 5 (3x) Last: 4/20/24 vs. Midland
BB 4 (4x) Last: 5/9/23 @ Arkansas
H 4 (7x) Last: 6/1/24 @ Tulsa
ER 5 4/29/22 @ Somerset
NP 45 7/5/23 vs. Arkansas

58 JACOB WALLACE

RHP • R/R • 6'1" • 190 lbs • Born: 8/13/1998 (Age 26)
Traded from Boston – 12/16/2022
Drafted by Colorado – 2019, Round 3 (Connecticut)
Born: Lawrence, MA • Resides: Methuen, MA

2025: Appeared in 4 Cactus League games with Kansas City, pitching to a 0.00 ERA (0 ER in 3.0 IP) with 3 strikeouts.

- Playing his 6th professional season this year ... Royals are his 3rd organization, previously in the Rockies and Red Sox systems ... has spent most of the last three years in Double-A, made his Triple-A debut with Omaha to begin 2024.
- Opened 2024 with Omaha and appeared in 3 games out of the bullpen for the Storm Chasers, earned wins in his first 2 career Triple-A appearances ... transferred to NW Arkansas (AA) on April 9 and finished the year in Double-A, his 2nd season with the Nationals ... combined to go 5-4 with a 4.10 ERA (29 ER in 63.2 IP) with 86 strikeouts (2.16 K/9).
- Drafted by Colorado, traded to Boston for OF Kevin Pillar in 2020, then traded to Kansas City for RHP Wyatt Mills in 2022.

4SFB (94.1), CUT (88.5), SL (83.8), CB (82.5)

CONSECUTIVE BATTERS RETIRED: 1 (4/4) SCORELESS STREAK: 0.1 IP (4/4)

STORM CHASERS BULLPEN USAGE (PITCH COUNT, LAST THREE WEEKS)

DAY OF WEEK DATE	FRI 3/28	SAT 3/29	SUN 3/30	MON 3/31	TUE 4/1	WED 4/2	THU 4/3	FRI 4/4	SAT 4/5	SUN 4/6	MON 4/7	TUE 4/8	WED 4/9	THU 4/10	FRI 4/11	SAT 4/12	SUN 4/13
62 Bowlan, Jonathan		23				27				35				28			
63 Cerantola, Eric														33			
45 Clarke, Taylor		13					14					25					
54 Cox, Austin		8				26		9		20				27			
40 Fernández, Junior					28		22		33				24				
57 Hoffmann, Andrew		20					32			18				24			
47 Noriega, Cruz					19			14						49			
43 Simonelli, Anthony	25				16			16					16				
22 Sisk, Evan	12				6		9			12			19				
58 Wallace, Jacob	24					30		25									

RELIEVERS		LAST OUTING							FIRST BATTER		SAVES		INHERITED RUNNERS	
PITCHER		LAST RELIEF OUTING	IP	R	ER	BB	K	P-S	FACED	RETIRED	SV	OPP	IR	SCORED
62	Bowlan, Jonathan	4/10 @ STP	1.0	2	2	1	0	28-17	4	1	0	1	0	0
63	Cerantola, Eric	4/10 @ STP	1.2	1	1	1	1	33-20	1	0	0	0	3	2
45	Clarke, Taylor	4/8 @ STP	2.0	0	0	1	1	25-15	3	1	0	0	2	1
54	Cox, Austin	4/10 @ STP	1.0	0	0	1	3	27-16	5	2	0	0	1	1
40	Fernandez, Junior	4/9 @ STP	1.1	1	1	0	1	24-14	4	2	0	0	3	0
57	Hoffmann, Andrew	4/10 @ STP	1.0	0	0	1	3	24-13	4	3	0	0	2	1
47	Noriega, Cruz	4/10 @ STP	1.2	3	3	2	4	49-29	3	1	0	1	3	3
43	Simonelli, Anthony	4/9 @ STP	1.0	0	0	1	0	16-9	4	3	0	0	4	0
22	Sisk, Evan	4/9 @ STP	1.0	0	0	0	2	19-13	5	5	0	1	3	1
58	Wallace, Jacob	4/4 vs. LOU	1.0	2	0	1	1	25-13	3	1	0	0	1	0
SEASON (INCLUDING INACTIVE)									39	21	1	4	22	9

OMAHA STARTING PITCHER SPLITS						1ST PITCH STRIKES			1-2-3 INNINGS		
PITCHER	GS	W-L	TEAM W-L	R SUPPORT	SUPPORT/9 IP	FPS	TBF	% FPS	TOTAL	POSSIBLE	% 1-2-3
16 Guerrero, Tyson	3	1-2	1-2	10	8.44	24	49	49.0%	6	10	60.0%
56 Champlain, Chandler	2	0-1	1-1	2	2.00	28	45	62.2%	5	9	55.6%
25 Avila, Luinder	2	0-1	0-2	3	2.31	29	44	65.9%	6	11	54.5%
52 Cameron, Noah	2	2-0	2-0	23	18.82	21	42	50.0%	6	11	54.5%
37 Hatch, Thomas	2	0-0	1-1	3	2.79	19	39	48.7%	3	9	33.3%
SEASON (INCLUDING INACTIVE)	10			40	7.15	113	205	55.1%	26	49	53.1%

OMAHA STARTING PITCHER/CATCHER MATCHUPS																																			
PITCHER	BRIAN O'KEEFE							LUKE MAILE							LUCA TRESH							TOTALS													
	GS	W-L	ERA	IP	ER	BB	SO	GS	W-L	ERA	IP	ER	BB	SO	GS	W-L	ERA	IP	ER	BB	SO	GS	W-L	ERA	IP	ER	BB	SO	GS	W-L	ERA	IP	ER	BB	SO
16 Guerrero, Tyson	1	0-1	9.00	4.0	4	1	6	1	1-0	0.00	5.0	0	0	7	1	0-1	16.20	1.2	7	3	3								3	1-2	5.91	10.2	7	4	16
56 Champlain, Chandler	1	0-1	6.00	6.0	4	2	4	1	0-0	21.00	3.0	7	4	4														2	0-1	11.00	9.0	11	6	8	
25 Avila, Luinder															2	0-0	2.31	11.2	3	3	16							2	0-0	2.31	11.2	3	3	16	
52 Cameron, Noah	2	2-0	0.82	11.0	2	4	11																					2	2-0	0.82	11.0	1	4	11	
37 Hatch, Thomas								2	0-0	2.79	9.2	3	2	12														2	0-0	2.79	9.2	3	2	12	
Relievers		0-0	3.86	14.0	6	9	17		2-1	1.56	17.1	5	8	13		0-2	10.54	13.2	17	11	18								2-3	5.00	45.0	25	28	48	
TOTALS	4	2-2	3.86	35.0	15	16	38	4	3-1	3.34	35.0	13	14	36	3	0-3	7.33	27.0	22	17	37							11	5-6	4.64	97.0	50	47	111	
		CS/ATT		1/5	PCT	20.0%			CS/ATT		1/2	PCT	50.0%			CS/ATT		0/9	PCT	0.0%								CS/ATT		2/16	PCT	12.50%			

OMAHA CATCHER PITCHING STATS																							
CATCHERS	W	L	ERA	GS	SV	IP	H	R	ER	HR	HB	BB	IBB	SO	WHIP	AVG	WP	GDP	TBF	CS	SB	CS%	PB
33 Brian O'Keefe	2	2	3.86	4	1	35.0	27	16	15	3	4	16	0	38	1.23	.211	3	2	149	1	4	20.0%	0
60 Luke Maile	3	1	3.34	4	0	35.0	29	15	13	4	0	14	0	36	1.23	.223	1	3	145	1	1	50.0%	1
11 Luca Tresh	0	3	7.33	3	0	27.0	39	27	22	2	2	17	0	37	2.07	.322	3	0	141	0	9	0.0%	0

OMAHA STARTERS VS. RELIEVERS								
PITCHING AS	W	L	ERA	IP	R	ER	SO	BB
Starters	3	3	4.33	52.0	30	25	63	19
Relievers	2	3	5.00	45.0	28	25	48	28

PLAYER	QUICK NOTES	CAREER HIGHS
1 HAROLD CASTRO INF • L/R • 6'0" • 190 • Born 11/30/1993 (Age 31) Signed as a Minor League Free Agent – 1/18/2025 Originally signed by Detroit – 1/8/2025 Born: Caracas, Venezuela • Resides: Fulshear, Texas	2025: As a non-roster invite, appeared in 19 Cactus League games with the Royals and hit .333 (16-for-48) with a .870 OPS. ⚡ Playing his 15th professional season this year, his 1st with KC ... Royals are his 3rd organization, has previously spent time with the Tigers and Rockies, and in Mexico ... has played 450 MLB games between 2018 and 2023 with DET and COL. ⚡ Spent 2024 with Toros de Tijuana in the Mexican League, slashing .320/.366/.447 (106-for-331, .813 OPS) in 84 games. ⚡ Has appeared in an MLB game at every defensive position except catcher, led by second base (153 games), shortstop (74), first base (68), third base (53), center field (46), left field (25), right field (14) and pitcher (9) ... is a career .278 (391-for-1406) hitter in 450 MLB games.	H 4 (8x) Last: 4/23/22 vs. COLORADO R 4 7/23/11 @ VSL Phillies HR 2 5/25/22 @ MINNESOTA RBI 5 (2x) Last: 8/28/22 @ TEXAS BB 3 9/16/23 vs. SAN FRANCISCO
24 CAM DEVANNEY INF • R/R • 6'1" • 195 • Born 4/13/1997 (Age 27) Traded from Milwaukee – 12/14/2023 Drafted by Milwaukee – 2019, Round 15 (Elong) Born: Nashua, NH • Resides: Hudson, NH	2025: As a non-roster invite, appeared in 16 Cactus League games with the Royals and hit .194 (6-for-31) with a .550 OPS ... hit 2 homers on April 2 vs. LOU, then hit a walk-off homer on April 3 vs. LOU. ⚡ Playing his 6th professional season this year, his 2nd with KC ... Royals are his 2nd organization, drafted by the Brewers, traded with RHP Ryan Brady in exchange for now-Omaha teammate RHP Taylor Clarke on December 14, 2023. ⚡ Spent all of 2024 with Omaha, tied 9th in the league in RBI (77) ... ranked 2nd on the Chasers in HR (19), 2nd in H (117) and 3rd in XBH (48) ... made 122 starts at SS, 3rd-most of any player at a single position in the Minors ... 62 of 77 RBI coming 8th or 9th in the order. ⚡ Spent 2023 with the Nashville Sounds (AAA), hitting .297 (91-for-336) with a .823 OPS ... 2022 MiLB Organization All-Star with the Brewers.	SB 3 (3x) Last: 4/18/15 @ Bowie H 4 (2x) Last: 8/31/24 vs. St. Paul R 3 (5x) Last: 7/13/24 vs. Toledo HR 2 (5x) Last: 4/25/25 vs. Louisville RBI 6 8/31/24 vs. St. Paul BB 3 (5x) Last: 7/22/23 vs. Jacksonville SB 3 7/22/19 vs. AZL Athletics Gold
28 TYLER GENTRY OF • R/R • 6'2" • 215 • Born 2/1/1999 (Age 26) 2020 MLB Draft – Round 3 (Alabama) Born: Memphis, TN • Resides: Arlington, TN	2025: Appeared in 10 Cactus League games with the Royals and hit .294 (5-for-17) with a .862 OPS ... optioned to Omaha on March 10. ⚡ Playing his 5th professional season this year, all in the Royals organization ... played 5 MLB games with KC in 2024. ⚡ Spent most of 2024 with the Chasers, also played 3 MLB games with the Royals, made his MLB debut 8/25 vs. PHI ... tied 2nd on Omaha in BB (53) and tied 4th in H (108) ... improved his average 69 points 1st half to 2nd half (.215 to .284), raising his OPS 166 points (.675 to .841). ⚡ Spent all of 2023 with Omaha and led the Storm Chasers in HR (16), RBI (71), H (120), 2B (28), XBH (46), TB (200), R (69) and BB (81).	H 4 (5x) Last: 6/18/24 vs. Louisville R 4 (2x) Last: 7/17/22 @ Corpus Christi HR 2 (2x) Last: 6/29/22 @ Amarillo RBI 6 6/2/21 vs. Beloit BB 3 (8x) Last: 9/12/23 vs. Indianapolis SB 2 9/17/23 vs. Indianapolis
0 NICK GORDON INF/OF • L/R • 6'0" • 160 • Born 10/24/1995 (Age 29) Traded from Baltimore – 4/5/2025 Drafted by Minnesota – 2014, Round 1/5 th (Olympia HS) Born: Avon Park, FL • Resides: Winter Garden, FL	2025: Signed a Minor League deal with Baltimore on December 31, 2024 and appeared in 13 Grapefruit League games with the Orioles ... opened the season with Norfolk (AAA) and went 4-for-13 (.308) in 4 games ... traded to Kansas City for Cash on April 5. ⚡ Playing his 11th professional season this year, 1st with KC ... Royals are his 4th organization, has spent time with the Twins, Marlins and Orioles ... has played 340 MLB games since 2021 with Minnesota and Miami. ⚡ Traded from the Twins to the Marlins on February 11, 2024 for LHP Steven Okert ... opened the regular season in the Major Leagues with Miami and hit .227 in 95 MLB games ... DFA'd on August 5, sent outright to Jacksonville (AAA) and hit .263 in 23 Triple-A games. ⚡ Father Tom Gordon pitched for Omaha in 1986 and 1988, pitched 21 years in MLB ... brother Dee Strange-Gordon played 11 MLB seasons.	H 5 (2x) Last: 8/14/17 @ Birmingham R 4 8/24/15 vs. Peoria HR 1 (52x) Last: 9/24/24 @ Louisville RBI 6 8/30/22 vs. BOSTON BB 3 (3x) Last: 7/5/19 @ Scranton/WB SB 2 (10x) Last: 5/29/24 @ SAN DIEGO
12 NICK LOFTIN INF/OF • R/R • 6'0" • 180 • Born 9/25/1998 (Age 26) 2020 MLB Draft – Round 1/32 nd (Baylor) Born/Resides: Corpus Christi, Texas	2025: Appeared in 16 Cactus League games with the Royals and hit .382 (3-for-34) with a 1.052 OPS ... optioned to Omaha on March 25. ⚡ Playing his 5th professional season this year, all have come in the Royals organization ... has played 76 MLB games with Kansas City between 2023 and 2024 ... made his MLB debut on September 1, 2023 vs. Boston. ⚡ Made his first MLB Opening Day roster in 2024 and appeared in 57 big league games for Kansas City over three stints ... reached base in 53 of 58 games with Omaha ... batting average was at or above .300 after 51 of 58 games he played ... hit safely in 18 consecutive games, between May 14 and August 10, a streak that spanned parts of two stints, with two months in the big leagues in between.	H 5 8/1/21 vs. Beloit R 4 (3x) Last: 7/6/23 @ ACL Cubs HR 1 (48x) Last: 8/17/24 vs. Louisville RBI 5 4/22/22 @ Frisco BB 3 (6x) Last: 9/3/24 @ Memphis SB 2 (2x) Last: 6/10/22 @ Tulsa
60 LUKE MAILE C • R/R • 6'3" • 240 • Born 2/6/1991 (Age 34) Signed as a Minor League Free Agent – 3/25/2025 Drafted by Tampa Bay – 2012, Round 8 (Kentucky) Born: Edgewood, KY • Resides: Palm Harbor, FL	2025: As a non-roster invite, appeared in 10 Cactus League games with the Royals and hit .333 (7-for-21) with a .962 OPS ... opted out of his contract and was released on March 23, re-signed with KC on March 25 ... hit a go-ahead grand slam March 29 @ IOW. ⚡ Playing his 13th professional season this year, 1st with KC ... Royals are his 7th organization, has spent time with the Rays, Blue Jays, Pirates, Brewers, Guardians and Reds ... has played 440 MLB games since 2015 with TB, TOR, MIL, CLE and CIN. ⚡ Spent nearly all 2024 in the big leagues and appeared in 55 games with the Reds, including 49 games (44 starts) at catcher and 3 games at pitcher ... recognized with the Cincinnati Reds' <i>Joe Nuxhall Good Guy Award</i> ... spent 2 games with Louisville (AAA) while on rehab.	H 5 7/23/12 vs. Staten Island R 3 (4x) Last: 5/23/22 @ HOUSTON HR 2 5/11/18 vs. BOSTON RBI 5 (2x) Last: 3/29/25 @ Iowa BB 3 (4x) Last: 9/24/21 vs. Columbus SB 1 (23x) Last: 6/22/24 vs. BOSTON
33 BRIAN O'KEEFE C • R/R • 6'1" • 215 • Born 7/15/1993 (Age 31) Signed as a Minor League Free Agent – 10/18/2024 Drafted by St. Louis – 2014, Round 7 (St. Joseph's) Born/Resides: Albany, New York	2025: As a non-roster invite, appeared in 14 Cactus League games with the Royals and hit .217 (5-for-23) with a .656 OPS. ⚡ Playing his 11th professional season this year, his 2nd with KC ... Royals are his 4th organization, has previously spent time with the Cardinals, Mariners and Twins ... played 10 MLB games with Seattle between 2022 and 2023 . ⚡ Spent 2024 Spring Training with Minnesota, released March 27 and signed with the Royals April 1 ... reached base in 56 of 70 games with the Storm Chasers (80%) ... had career-best 22-game on-base streak June 11 to July 31 (.483 OBP) ... tied career-best with a 12-game hit streak June 30 to July 27 (.432 AVG ... started at C and hit 4th for all 4 of Omaha's postseason games and went 6-for-18 with 4 HR and 9 RBI.	H 4 (4x) Last: 4/23/23 vs. Oklahoma City R 4 6/28/18 vs. Bradenton HR 3 7/12/22 vs. Salt Lake RBI 6 6/9/21 @ Springfield BB 4 8/19/21 @ Sacramento SB 1 (18x) 6/28/23 vs. Salt Lake
32 NICK PRATTO 1B/OF • L/L • 6'1" • 225 • Born 10/6/1998 (Age 26) 2017 MLB Draft – Round 1/14 th (Huntington Beach HS) Born/Resides: Huntington Beach, California	2025: Appeared in 15 Cactus League games with the Royals and hit .200 (6-for-30) with a .684 OPS ... sent outright to Omaha on March 23. ⚡ Playing his 8th professional season this year, all in the Royals organization ... played 145 MLB games with Kansas City between 2022 and 2023 ... in 2021 , was awarded a Minor League <i>Rawlings</i> Gold Glove at first base ... selected to All-Star Futures Game in 2021 & 2022 . ⚡ Spent most of 2024 in Omaha, hitting .242 (104-for-429) with a .734 OPS in 115 games ... tied 2nd on the Storm Chasers in BB (53), tied 1st in RBI (61), 3rd in R (70) and tied 4th in HR (16) ... on the MLB roster from June 11-13, his lone MLB appearance of the year came on June 11 vs. the Yankees, when he pitched a 1-2-3 9th inning, with a strikeout of <i>Jahmai Jones</i> .	H 4 (3x) Last: 8/30/22 @ CHICAGO (AL) R 4 (3x) Last: 4/30/22 vs. Toledo HR 3 5/21/21 @ Springfield RBI 6 5/21/21 @ Springfield BB 3 (12x) Last: 9/26/22 @ St. Paul SB 2 (4x) Last: 4/14/24 vs. Gwinnett
2 JOHN RAVE OF • L/L • 6'0" • 200 • Born 12/30/1997 (Age 27) 2019 MLB Draft – Round 5 (Illinois State) Born: Canton, IL • Resides: Bloomington, IL	2025: As a non-roster invite, appeared in 16 Cactus League games with the Royals and hit .290 (9-for-31) with a .726 OPS ... has hit leadoff home runs April 1 vs. LOU and April 4 vs. LOU. ⚡ Playing his 6th professional season this year, all have come in the Royals organization. ⚡ Spent all of 2024 with Omaha and ranked 1st in the IL in R (93), 2nd in XBH (58), 4th in TB (234), tied 4th in H (129) ... led Chasers with career-best 21 HR, also led the team in BB (65), 3rd in SB (17) ... had hits in a team-best 90 games ... hit leadoff in 112 of Omaha's 148 games, most starts of any Storm Chaser at one spot in the batting order ... made at least 25 starts at all 3 outfield position. ⚡ Among Royals Minor Leaguers over the last four years (since 2021), leads the system in RBI, tied 1st in hits ... is 2nd in G, 2B, HR, R & BB.	H 4 (5x) Last: 8/9/24 vs. Iowa R 5 4/18/23 vs. Amarillo HR 3 4/18/23 vs. Amarillo RBI 6 4/18/23 vs. Amarillo BB 3 (4x) Last: 5/30/24 @ Indianapolis SB 3 8/22/21 @ South Bend
11 LUCA TRESH C • R/R • 6'0" • 193 • Born 1/11/2000 (Age 25) 2021 MLB Draft – Round 17 (NC State) Born: Clearwater, Florida • Resides: Safety Harbor, Florida	2025: As a non-roster invite, appeared in 12 Cactus League games with the Royals and hit .235 (4-for-17) with a .703 OPS ... made his Triple-A debut April 1 vs. LOU, hit a home run in his 3rd at-bat of the game. ⚡ For a second straight year, spend the entire 2024 season at NW Arkansas (AA) and slashed .250/.323/.429 (88-for-352) across 97 games (66 starts at catcher, 28 starts at DH) ... tied a career-high with a 9-game hitting streak, June 22 to July 4. ⚡ Split 2022 between Quad Cities (A+) and NW Arkansas (AA), recognized as a Royals MiLB.com Organization All-Star at catcher. ⚡ Over the last three years (2022-24), ranks 3rd among Royals Minor Leaguers in RBI, tied 5th in home runs.	H 4 (4x) Last: 4/20/22 vs. Rocket City R 4 7/21/23 vs. Indianapolis HR 2 (11x) Last: 9/12/24 vs. Toledo RBI 5 (5x) Last: 7/22/22 @ PHILADELPHIA BB 3 (4x) Last: 3/29/25 @ Iowa SB 2 (7x) Last: 8/5/23 @ Louisville
17 NELSON VELAZQUEZ OF • R/R • 6'0" • 190 • Born 12/26/1998 (Age 26) Traded from Chicago (NL) – 7/31/2023 Drafted by Chicago (NL) – 2017, Round 5 (P.J. Education HS) Born/Resides: Carolina, Puerto Rico	2025: Appeared in 12 Cactus League games with the Royals and hit .208 (5-for-24) with a .595 OPS ... sent outright to Omaha on March 23. ⚡ Playing his 8th professional season this year, his 3rd with KC ... Royals are his 2nd organization, drafted by the Cubs ... has played 194 MLB games between Chicago (NL) and Kansas City between 2022 and 2024 . ⚡ Made his first MLB Opening Day roster in 2024 with Kansas City, but hit .200 (41-for-205) with a .640 over 64 games, optioned to Omaha on June 24 to finish his season ... in 56 games with the Storm Chasers, hit .239 (45-for-188) with a .771 OPS ... had 2nd-best walk-to-strikeout ratio on Omaha (.34 BB to 47 K, 0.72 BB/K) ... hit .284 (.27-for-95) when playing LF, compared to a .194 average (19-for-93) as a DH.	H 4 (7x) Last: 7/3/24 @ Memphis R 4 9/17/21 @ Great Lakes HR 2 (5x) Last: 6/7/23 vs. Baltimore RBI 6 8/6/21 vs. Kannapolis BB 3 (4x) Last: 7/26/24 vs. Charlotte SB 3 (3x) Last: 4/8/25 @ St. Paul
19 JOEY WIEMER OF • R/R • 6'4" • 226 • Born 2/11/1999 (Age 26) Traded from Cincinnati – 11/22/2024 Drafted by Milwaukee – 2020, Round 8 (Cincinnati) Born: Sylvania, OH • Resides: Temperance, MI	2025: Appeared in a team-best 22 Cactus League games with the Royals and hit .263 (10-for-38) with a .838 OPS ... optioned to Omaha on March 25. ⚡ Playing his 5th professional season this year, 1st with KC ... Royals are his 3rd organization, has spent time with the Brewers and Reds ... has played 153 MLB games between 2023 and 2024 with Milwaukee and Cincinnati. ⚡ Appeared in games for four different teams in 2024, beginning the year in the Brewers organization with the Nashville Sounds (AAA) and ending the year in the Reds organization with the Louisville Bats (AAA) ... appeared in Major League games with Milwaukee and Cincinnati ... hit .224 (66-for-295) with a .663 OPS over 83 Triple-A games and hit .154 (4-for-26) with a .368 OPS in 21 MLB games.	H 4 (7x) Last: 7/3/24 @ Memphis R 4 9/17/21 @ Great Lakes HR 2 (5x) Last: 6/7/23 vs. Baltimore RBI 6 8/6/21 vs. Kannapolis BB 3 (4x) Last: 7/26/24 vs. Charlotte SB 3 (3x) Last: 4/8/25 @ St. Paul

SO NICE, THEY DID IT TWICE (OR MORE)

PLAYER	MULTI-HIT GAMES					MULTI-RBI GAMES					MULTI-RUN GAMES					MULTI-BB GAMES					MULTI-K GAMES					MULTI-SB GAMES				
	2	3	4	5+	T	2	3	4	5+	T	2	3	4	5+	T	2	3	4	5+	T	2	3	4	5+	T	2	3	4	5+	T
1 Castro, Harold	1	-	-	-	1	-	-	-	-	-	-	1	-	-	1	-	-	-	-	-	3	-	-	-	3	-	-	-	-	-
24 Devanney, Cam	4	-	-	-	4	1	-	1	-	2	-	1	-	-	1	1	-	-	-	1	2	1	-	-	3	-	-	-	-	-
28 Gentry, Tyler	1	-	-	-	1	1	-	-	-	1	-	-	-	-	-	-	-	-	-	-	1	-	-	-	1	-	-	-	-	-
0 Gordon, Nick	-	-	-	-	-	-	-	-	-	-	-	-	-	-	-	-	-	-	-	-	-	-	-	-	-	-	-	-	-	-
12 Loftin, Nick	1	1	-	-	2	-	1	-	-	1	-	-	-	-	-	3	-	-	-	3	1	-	-	-	1	-	-	-	-	-
60 Maile, Luke	1	-	1	-	2	-	-	-	1	1	1	-	-	-	1	-	-	-	-	-	3	-	-	-	3	-	-	-	-	-
33 O'Keefe, Brian	1	-	-	-	1	-	-	-	-	-	-	-	-	-	-	-	-	-	-	-	2	-	-	-	2	-	-	-	-	-
32 Pratto, Nick	-	-	-	-	-	-	-	-	-	-	1	-	-	-	1	-	-	-	-	-	1	-	1	-	2	-	-	-	-	-
2 Rave, John	2	-	-	-	2	1	-	-	-	1	-	2	-	-	2	1	-	-	-	1	3	1	-	-	4	1	-	-	-	1
11 Tresh, Luca	1	-	-	-	1	-	-	-	-	-	-	-	-	-	-	-	-	-	-	-	1	-	-	1	-	-	-	-	-	-
17 Velázquez, Nelson	1	-	-	-	1	1	-	-	-	1	-	-	-	-	-	-	1	-	-	1	2	-	-	-	2	-	-	-	-	-
19 Wiemer, Joey	-	-	-	-	-	-	-	-	-	-	2	-	-	-	2	1	-	-	-	1	3	-	-	-	3	-	1	-	-	1
Groshans, Jordan	1	-	-	-	1	-	-	-	-	-	1	-	-	-	1	-	-	-	-	-	-	-	-	-	-	-	-	-	-	-
Tolbert, Tyler	-	-	-	-	-	-	-	-	-	-	-	-	-	-	-	-	-	-	-	-	1	-	-	1	1	-	-	-	-	1
Waters, Drew	-	2	1	-	3	1	-	-	1	2	1	-	-	-	1	1	-	-	-	1	-	1	-	-	1	1	-	-	-	1
TEAM TOTALS	14	3	2	0	19	5	1	1	2	9	6	4	0	0	10	7	1	0	0	8	21	5	1	0	27	3	1	0	0	4

OMAHA HITTING STREAKS

PLAYER	CURRENT	LONGEST	DATES/RESULTS (OF LONGEST)									
			START	END	AVG	2B	3B	HR	RBI	OPS		
1 Castro, Harold	-	5	4/2	4/6	.333 (6-18)	1	0	1	1	1.011		
24 Devanney, Cam	-	5	3/29	4/4	.529 (9-17)	1	0	4	8	1.913		
28 Gentry, Tyler	2	2	4/4	4/6	.375 (3-8)	0	1	1	3	1.400		
0 Gordon, Nick	2	2	4/9	4/10	.333 (2-6)	0	0	0	1	.833		
12 Loftin, Nick	-	2 (3x)	4/6	4/8	.375 (3-8)	1	0	0	0	.944		
60 Maile, Luke	-	2 (2x)	4/6	4/9	.250 (2-8)	1	0	0	1	.625		
33 O'Keefe, Brian	-	3	3/28	4/2	.333 (4-12)	0	0	0	0	.666		
32 Pratto, Nick												
2 Rave, John	3	3 (3x)	4/8	4/10	.333 (4-12)	0	1	0	2	.857		
11 Tresh, Luca												
17 Velázquez, Nelson												
19 Wiemer, Joey	-	3	3/28	4/1	.273 (3-11)	0	0	1	2	.930		

OMAHA ON-BASE STREAKS

	CURRENT	LONGEST	DATES/RESULTS (OF LONGEST)									
			START	END	AVG	2B	HR	BB	HBP	OBP		
	-	5	4/2	4/6	.333 (6-18)	1	1	3	1	.455		
	-	5	3/29	4/4	.529 (9-17)	1	4	3	1	.619		
	2	2	4/4	4/6	.375 (3-8)	0	1	1	0	.400		
	2	2	4/9	4/10	.333 (2-6)	0	0	2	0	.500		
	11	11	3/28	4/10	.278 (10-36)	2	0	13	0	.460		
	-	5	3/29	4/9	.368 (7-19)	1	1	2	1	.455		
	-	4	3/28	4/4	.250 (4-16)	0	0	1	0	.294		
	-	3	3/28	4/3	.222 (4-18)	2	1	5	0	.391		
	3	5	3/28	4/2	.267 (4-15)	2	1	4	0	.421		
	-	3	4/1	4/9	.300 (3-10)	0	1	1	0	.364		
	3	3	4/8	4/10	.300 (3-10)	0	1	1	0	.333		
	-	8	3/28	4/8	.179 (5-28)	0	1	6	1	.333		

BOLD indicates longest streak in 2025 among active players

Blue indicates career-best streak

Italics indicates longest personal streak in 2025 is active

STORM CHASERS BATTERS VS ST. PAUL

PLAYER	2025													CAREER													vs. RYAN JENSEN (CAREER)															
	G	AB	H	HR	RBI	2B	3B	SO	BB	IBB	AVG	OBP	SLG	G	AB	H	HR	RBI	2B	3B	SO	BB	IBB	AVG	OBP	SLG	G	AB	H	HR	RBI	2B	3B	SO	BB	IBB	AVG	OBP	SLG			
36 Castro, Harold	2	7	1	0	1	1	0	3	0	0	.143	.143	.286	2	7	1	0	1	1	0	3	0	0	.143	.143	.286																
24 Devanney, Cam	3	9	2	0	1	2	0	4	1	0	.222	.364	.444	25	86	22	3	18	6	0	34	7	0	.256	.337	.430	3	4	1	0	0	0	0	2	0	0	.250	.250	.250			
28 Gentry, Tyler														26	88	27	1	12	4	1	25	13	0	.307	.398	.409	4	5	2	0	0	0	0	2	0	0	.400	.400	.400			
0 Gordon, Nick	2	6	2	0	1	0	0	1	2	0	.333	.500	.333	2	6	2	0	1	0	0	1	2	0	.333	.500	.333																
12 Loftin, Nick	3	9	2	0	0	0	0	2	3	0	.222	.417	.222	34	122	29	7	20	2	0	26	21	0	.238	.358	.426	4	5	2	1	1	0	0	0	1	0	.400	.571	1.000			
60 Maile, Luke	2	8	1	0	0	0	0	2	0	0	.125	.125	.125	2	8	1	0	0	0	0	2	0	0	.125	.125	.125																
33 O'Keefe, Brian	1	3	0	0	0	0	0	2	1	0	.000	.250	.000	7	21	4	1	4	1	0	8	2	0	.190	.261	.381																
32 Pratto, Nick	2	7	0	0	0	0	0	5	1	0	.000	.125	.000	44	157	28	7	23	5	0	60	32	0	.178	.321	.344	1	1	1	0	1	0	0	0	0	0	1.000	1.000	1.000			
2 Rave, John	3	12	4	0	2	0	1	5	1	0	.333	.357	.500	30	120	27	2	12	5	2	32	12	2	.225	.299	.350	8	7	1	1	1	0	0	5	3	0	.143	.400	.571			
11 Tresh, Luca	2	7	2	0	0	0	0	4	0	0	.286	.286	.286	2	7	2	0	0	0	0	4	0	0	.286	.286	.286																
17 Velázquez, Nelson	3	10	3	1	3	0	0	1	1	0	.300	.333	.600	37	142	34	6	24	9	0	45	11	0	.239	.297	.430	1	1	1	0	0	0	0	0	0	0	1.000	1.000	1.000			
19 Wiemer, Joey	3	11	2	0	1	0	0	3	2	0	.182	.308	.182	9	32	9	1	4	1	0	8	7	0	.281	.410	.406	2	2	1	0	0	0	0	1	1	0	.500	.667	.500			

PINCH-HITTING LOG (1-FOR-4)

#	DATE	INNING	PINCH HITTER	HITTING FOR	RESULT
1.	3/28 @ Iowa	▲ 9	Harold Castro	Cam Devanney	Groundout (4-3)
2.	4/3 vs. Louisville	▼ 9	Jordan Groshans	Nick Pratto	Single
3.	4/6 vs. Louisville	▼ 9	John Rave	Luke Maile	Lineout (L6)
4.	4/6 vs. Louisville	▼ 9	Brian O'Keefe	Luca Tresh	Flyout (F9)

#	DATE	INNING	PINCH HITTER	HITTING FOR	RESULT

AFTER-INNING RECORDS

LEADING		TRAILING	TIED
AFTER 1 INNING	1-1	1-2	3-3
AFTER 2 INNINGS	1-1	2-4	2-1
AFTER 3 INNINGS	2-1	1-4	2-1
AFTER 4 INNINGS	2-1	1-4	2-1
AFTER 5 INNINGS	4-1	1-4	0-1
AFTER 6 INNINGS	4-0	1-5	0-1
AFTER 7 INNINGS	4-1	0-4	1-1
AFTER 8 INNINGS	4-1	0-5	1-0
TOTAL INNINGS...	34 (34.0%)	45 (45.0%)	21 (21.0%)

OMAHA BIG INNINGS

DATE	INNING	RUNS
------	--------	------

SCORE BY INNINGS

REGULAR SEASON	1	2	3	4	5	6	7	8	9	10	11	12	TOTAL
STORM CHASERS	4	3	5	6	14	9	3	8	3	2			57
OPPONENTS	5	14	2	9	3	9	2	5	5	4			58
Difference	-1	-11	3	-3	11	0	1	3	-2	-2			-1

VS. ST. PAUL	1	2	3	4	5	6	7	8	9	10	11	12	TOTAL
STORM CHASERS	0	1	0	0	3	4	0	1	0				9
SAINTS	1	6	1	4	1	1	0	2	0				16
vs. St. Paul Difference	-1	-5	-1	-4	2	3	0	-1	0				-7

MULTI-RUN INNINGS

	2 RUNS	3 RUNS	4 RUNS	5 RUNS	6 RUNS	7 RUNS	8 RUNS	9 RUNS	10+	TOTAL
STORM CHASERS	7	2	3	1	-	-	-	-	-	13
OPPONENTS	10	3	2	-	1	-	-	-	-	16

RECORD BY RUNS SCORED/ALLOWED

RUNS	0	1	2	3	4	5	6	7	8	9	10	11	12	13+
SCORED	0-1	0-0	0-2	1-2	0-1	1-0	0-0	0-0	1-0	0-0	0-0	0-0	2-0	0-0
ALLOWED	1-0	0-0	1-0	1-1	0-1	0-0	1-1	1-2	0-0	0-0	0-0	0-0	0-0	0-1

RECORD BY MARGIN OF VICTORY/DEFEAT

1 RUN	2 RUNS	3 RUNS	4 RUNS	5 RUNS	6 RUNS	7 RUNS	8 RUNS	9 RUNS	10+ RUNS
0 - 1	1 - 1	1 - 1	0 - 2	1 - 0	2 - 0	0 - 0	0 - 0	0 - 1	0 - 0

EXTRA-INNING GAMES (0 WINS, 1 LOSS)

GAME #	DATE	OPPONENT	FINAL SCORE	INNINGS	WIN	LOSS	SAVE	EXTRA-INNING SCORING
8	April 6	vs. Louisville	L, 7-5	10	Lyon Richardson	Austin Cox	-	Louisville scores 4 in 10th, Omaha scores 2

Bold Indicates Omaha Extra-Inning Win

WALK-OFF TRACKER (1 FOR, 0 AGAINST)

GAME #	DATE	OPPONENT	FINAL (INNING)	PLAYER	WINNING RUN	PITCHER	HOW	OUTS	COUNT
5	April 3	vs. Louisville	W, 5-3 (9)	Cam Devanney	Harold Castro	Alan Busenitz	2-Run Home Run to LCF	2	0-2

Bold Indicates Omaha Walk-Off Win

STORM CHASERS EJECTIONS (0)

DATE	INNING	WHO (POSITION) / # IN 2025	WHY	UMPIRE (POSITION)
------	--------	----------------------------	-----	-------------------

HOME RUN BREAKDOWN

		Runners On				Splits				Score		Record	Statcast Max		Last
Player	Total	0	1	2	3	VL	VR	Home	Away	Tied Game	Go Ahead	Team W-L	EV (MPH)	Distance (ft)	Last Hr
24 Cam Devanney	4	2	1	1	-	-	4	3	1	1	1	3-1	107.5	408	4/3 vs. LOU
2 John Rave	2	2	-	-	-	2	-	2	-	-	2	1-1	106.7	413	4/4 vs. LOU
8 Drew Waters	2	-	1	1	-	-	2	2	-	-	1	2-1	101.5	276	4/3 vs. LOU
17 Nelson Velázquez	1	-	1	-	-	-	1	-	1	-	-	0-1	101.3	375	4/10 @ STP
28 Tyler Gentry	1	-	1	-	-	-	1	1	-	-	-	0-1	101.1	-	4/6 vs. LOU
1 Harold Castro	1	1	-	-	-	1	-	1	-	1	-	0-1	104.3	420	4/6 vs. LOU
11 Luca Tresh	1	1	-	-	-	1	-	1	-	1	-	0-1	107.8	408	4/1 vs. LOU
19 Joey Wiemer	1	1	-	-	-	1	-	1	-	-	-	0-1	99.4	378	4/1 vs. LOU
60 Luke Maile	1	-	-	-	1	1	-	-	1	-	1	1-0	103.0	-	3/29 @ IOW
TEAM TOTALS	14	7	4	2	1	6	8	11	3	-	-	-	107.8	420	-
OPPONENT TOTALS	9	5	3	1	-	4	5	5	4	-	-	-	106.7	426	-

INNING DISTRIBUTION

1ST INNING	2ND INNING	3RD INNING	4TH INNING	5TH INNING	6TH INNING	7TH INNING	8TH INNING	9TH INNING	10TH INNING	11TH INNING
2		1	2	2	2	1	1	2	1	-

NOTABLE STORM CHASERS HOME RUNS

GRAND SLAMS (1)		BACK-TO-BACK HOMERS (0)		2-HOMER GAMES (1)	
PLAYER (CAREER NO.)	DATE/OPPONENT (INN.)	PLAYERS	DATE/OPPONENT	PLAYER (CAREER NO.)	DATE/OPPONENT
Luke Maile (2nd)	3/29 @ Iowa (▲ 8)			Cam Devanney (5th)	4/2 vs. Louisville

LEADOFF HOMERS (2)	
PLAYER (CAREER NO.)	DATE/OPPONENT
John Rave (5th)	4/1 vs. Louisville
John Rave (6th)	4/4 vs. Louisville

BACK-TO-BACK-TO-BACK HOMERS (0)	
PLAYERS	DATE/OPPONENT

3-HOMER GAMES (0)	
PLAYER (CAREER NO.)	DATE/OPPONENT (INN.)

PINCH-HIT HOMERS (0)	
PLAYER (CAREER NO.)	DATE/OPPONENT (INN.)

WALK-OFF HOMERS (1)	
PLAYER	DATE/OPPONENT
Cam Devanney	4/3 vs. Louisville

INSIDE-THE PARK HOMERS (1)	
PLAYER (CAREER NO.)	DATE/OPPONENT (INN.)
Drew Waters (1st)	4/2 vs. Louisville (▼ 4)

NOTABLE OPPOSING HOME RUNS

GRAND SLAMS (0)	
PLAYER (CAREER NO.)	DATE/OPPONENT (INN.)

BACK-TO-BACK HOMERS (1)	
PLAYERS	DATE/OPPONENT
Edwin Ríos & Rece Hinds	4/6 vs. Louisville (▲ 10)

2-HOMER GAMES (0)	
PLAYER (CAREER NO.)	DATE/OPPONENT

LEADOFF HOMERS (1)	
PLAYER (CAREER NO.)	DATE/OPPONENT
Tyler Callihan (1st)	4/2 vs. Louisville

BACK-TO-BACK-TO-BACK HOMERS (0)	
PLAYERS	DATE/OPPONENT

3-HOMER GAMES (0)	
PLAYER (CAREER NO.)	DATE/OPPONENT (INN.)

PINCH-HIT HOMERS (0)	
PLAYER (CAREER NO.)	DATE/OPPONENT (INN.)

WALK-OFF HOMERS (0)	
PLAYER	DATE/OPPONENT

INSIDE-THE PARK HOMERS (0)	
PLAYER (CAREER NO.)	DATE/OPPONENT (INN.)

PITCHING

vs. Left-Handed Starter	2-2
vs. Right-Handed Starter	3-4
WITH Left-Handed Starter	3-2
WITH Right-Handed Starter	2-4
0-4 strikeouts	0-0
5-9 strikeouts	2-3
10+ strikeouts	3-3
0 runs of support	0-2
1-2 runs of support	2-4
3-4 runs of support	1-0
5-9 runs of support	1-0
10+ runs of support	1-0
Bullpen Games	0-0
Starter goes less than 4.0 Innings	1-1
Starter goes 4.0/4.1/4.2 Innings	0-2
Starter goes 5.0/5.1/5.2 Innings	3-1
Starter goes 6.0+ Innings	1-2

SCORING

1-Run Games	0-1
2-Run Games	1-1
3-4-Run Games	1-3
5+ Run Games	3-1
Extra Innings	0-1
Shutouts	1-1
Doubleheaders	0-0 (0 SWEET, 0 SPLIT, 0 SWEPT)
Scoring 0-2 Runs	0-2
3-5 Runs	2-4
6-9 Runs	1-0
10+ Runs	2-0
Opponent 0-2 Runs	2-0
3-5 Runs	1-2
6-9 Runs	2-3
10+ Runs	0-1
Scored in 1st Inning	1-2
Opponent scored in 1st	1-2
Scores first	3-1
Opponent scores first	2-5

HITTING

Omaha 0-5 hits	0-2
6-9 hits	3-4
10+ hits	2-0
Opponent 0-5 hits	2-0
6-9 hits	2-2
10+ hits	1-4
Out-hit opponent	5-0
Out-hit by opponent	0-6
Hits are tied	0-0
Hit 0 home runs	1-3
1 home run	1-1
2 home runs	2-1
3+ home runs	1-1
Opponent hit 0 home runs	2-3
1 home run	3-0
2 home runs	0-3
3+ home runs	0-0
Leave 0-5 runners on base	3-1
6-9 on base	2-5
10+ on base	0-0
Opponent leaves 0-5 runners on base	1-0
6-9 on base	3-4
10+ on base	1-2
Steals 0 bases	1-3
1 base	1-0
2 bases	1-2
3+ bases	2-1
Opponent steals 0 bases	4-1
1 base	1-0
2 bases	0-2
3+ bases	0-3

FIELDING

Turned 0 double plays	3-4
1 double play	1-0
2 double plays	1-1
3+ double plays	0-0
Made 0 errors	2-3
1 error	2-1
2 errors	1-1
3+ errors	0-1
Opponent made 0 errors	2-4
1 error	2-2
2 errors	1-0
3+ errors	0-0

INDIVIDUAL BATTING

SPLIT	#, PLAYER, GAME
Most At-Bats	6, Tyler Gentry, 3/29 @ IOW
Most Plate Appearances	6, 3x, last: Tyler Gentry, 3/29 @ IOW
Most Runs	3, 4x, last: Cam Devanney, 4/2 vs. LOU
Most Hits	4, Drew Waters, 4/2 vs. LOU
Most Doubles	1, 15x, last: Cam Devanney, 4/10 @ STP
Most Triples	1, 3x, last: John Rave, 4/10 @ STP
Most Extra-Base Hits	3, Drew Waters, 4/2 vs. LOU
Most Home Runs	2, Cam Devanney, 4/2 vs. LOU
Most Total Bases	10, Drew Waters, 4/2 vs. LOU
Most RBI	5, 2x, last: Drew Waters, 4/2 vs. LOU
Most Stolen Bases	3, Joey Wiemer, 4/8 @ STP
Most Caught Stealing	1, 2x, last: Nick Gordon, 4/9 @ STP
Most Walks	3, Nelson Velázquez, 3/29 @ IOW
Most Hit-By-Pitch	1, 5x, last: Cam Devanney, 4/10 @ STP
Most Strikeouts	4, Nick Pratto, 4/8 @ STP
Most Sac Hits	1, 5x, last: Harold Castro, 4/8 @ STP
Most Sac Flies	1, 6x, last: John Rave, 4/10 @ STP
Most GDP	1, 8x, last: Nick Gordon, 4/9 @ STP
Most Left On Base	6, 3x, last: Brian O'Keefe, 4/5 vs. LOU

TEAM BATTING

SPLIT	#, GAME
Most At-Bats, Game	38, 4/6 vs. LOU
Most Plate Appearances, Game	48, 3/29 @ IOW
Most Runs, Game	12, 2x, last: 4/2 vs. LOU
Most Runs, Inning	5, 4/4 vs. LOU
Most Hits, Game	12, 3/29 @ IOW
Most Hits, Inning	3, 4x, last: 4/8 @ STP
Fewest Hits, Game	4, 4/5 vs. LOU
Most Doubles, Game	3, 3/29 @ IOW
Most Triples, Game	1, 3x, last: 4/10 @ STP
Most Extra-Base Hits, Game	6, 4/2 vs. LOU
Most Home Runs, Game	3, 2x, last: 4/2 vs. LOU
Most Home Runs, Inning	1, 14x, last: 4/10 @ STP
Most Total Bases, Game	24, 4/2 vs. LOU
Most RBI, Game	12, 3/29 @ IOW
Most Stolen Bases, Game	6, 4/8 @ STP
Most Caught Stealing, Game	1, 2x, last: 4/9 @ STP
Most Walks, Game	10, 3/29 @ IOW
Most Hit-By-Pitch, Game	1, 5x, last: 4/10 @ STP
Most Strikeouts, Game	15, 3/28 @ IOW
Most Sac Hits, Game	2, 3/29 @ IOW
Most Sac Flies, Game	2, 4/4 vs. LOU
Most GDP, Game	2, 2x, last: 4/3 vs. LOU
Most Left On Base, Game	11, 4/4 vs. LOU

TEAM STREAKS

SPLIT	#, GAME
Longest Home Run Streak	5, 3/29-4/4
Longest Winning Streak	3, 4/2-4/4
Longest Losing Streak	2, 2x, last: 4/9-4/10

INDIVIDUAL PITCHING

SPLIT	#, PLAYER, GAME
Most Innings Pitched	6.0, 3x, last: Noah Cameron, 4/8 @ STP
Most Runs Allowed	7, 2x, last: Tyson Guerrero, 4/10 @ STP
Most Hits Allowed	7, 3x, last: Thomas Hatch, 4/9 @ STP
Fewest Hits Allowed, Complete Game	-
Most Earned Runs Allowed	7, Chandler Champlain, 3/29 @ IOW
Most Home Runs Allowed	2, Austin Cox, 4/6 vs. LOU
Most Walks Allowed	4, Chandler Champlain, 3/29 @ IOW
Most Hit-By-Pitch	1, 6x, last: Tyson Guerrero, 4/10 @ STP
Most Strikeouts, Reliever	4, Cruz Noriega, 4/10 @ STP
Most Strikeouts	11, Luinder Avila, 4/1 vs. LOU

TEAM PITCHING

SPLIT	#, GAME
Most Innings Pitched, Game	10.0, 4/6 vs. LOU
Most Runs Allowed, Game	13, 4/10 @ STP
Most Runs Allowed, Inning	6, 4/10 @ STP
Fewest Runs Allowed, Game	0, 4/8 @ STP
Most Hits Allowed, Game	16, 4/10 @ STP
Most Hits Allowed, Inning	5, 3/29 @ IOW
Fewest Hits Allowed, Game	2, 2x, last: 4/8 @ STP
Most Earned Runs Allowed, Game	9, 4/10 @ STP
Most Doubles Allowed, Game	6, 4/10 @ STP
Most Triples Allowed, Game	1, 4/1 vs. LOU
Most Home Runs Allowed, Game	2, 3x, last: 4/9 @ STP
Most Stolen Bases Allowed, Game	3, 3x, last: 4/10 @ STP
Most Walks Allowed, Game	9, 4/10 @ STP
Fewest Walks Allowed, Game	2, 2x, last: 4/9 @ STP
Most Hit-By-Pitch, Game	2, 4/5 vs. LOU
Most Strikeouts, Game	15, 4/1 vs. LOU

TEAM MISC

SPLIT	#, GAME
Longest Game, Innings	10, 4/6 vs. LOU
Longest Game, Time (9 Innings)	3:23, 4/10 @ STP
Longest Game, Time (Extra Innings)	2:58, 4/6 vs. LOU
Shortest Game, Time (9+ Innings)	2:14, 4/8 @ STP
Largest Home Crowd	2,571, 4/1 vs. LOU
Largest Road Crowd	7,226, 3/28 @ IOW
Largest Winning Margin	6, 2x, last: 4/4 vs. LOU
Largest Losing Margin	-9, 4/10 @ STP
Largest Comeback Win	5, 3/29 @ IOW
Largest Lead Blown In Loss	1, 2x, last: 4/6 vs. LOU
Most Games Under .500	1, 3x, last: 4/10 (5-6)
Most Games Over .500	2, 3x, last: 4/4 (4-2)

TEAM FIELDING

SPLIT	#, GAME
Most Errors, Game	3, 4/9 @ STP
Most Double Plays Turned, Game	2, 2x, last: 4/5 vs. LOU

▲ Indicates Storm Chasers Record Tied

* Indicates Storm Chasers Record Set

2025 STATCAST LEADERS (TOP 10)

LONGEST MEASURED HOMER DISTANCE				HIGHEST BATTED BALL EXIT VELOCITY				FASTEST PITCH VELOCITY			
PLAYER	DISTANCE (PITCH, PITCHER)	DATE		PLAYER	EXIT VELO (BATTED BALL TYPE)	DATE		PLAYER	PITCH VELO (PITCH RESULT)	DATE	
1. Harold Castro	420	Andrew Abbott	4/6 vs. LOU	1. Joey Wiemer	109.7	Grounded Into DP	4/2 vs. LOU	1. Steven Cruz	100.0	4-Seam FB / Foul Ball	4/8 @ STP
2. John Rave	413	Drew Parrish	4/4 vs. LOU	2. Cam Devanney	109.6	Field Out	4/5 vs. LOU	2. Steven Cruz	99.9	4-Seam FB / Called Ball	4/8 @ STP
3. Luca Tresh	408	Joe La Sorsa	4/1 vs. LOU	3. Cam Devanney	109.6	Single	4/4 vs. LOU	3. Steven Cruz	99.8	4-Seam FB / Called Strike	4/8 @ STP
4. Cam Devanney	408	Lyon Richardson	4/2 vs. LOU	4. Joey Wiemer	109.3	Fielders Choice	4/4 vs. LOU	4. Junior Fernandez	99.7	4-Seam FB / Called Ball	4/9 @ STP
5. Joey Wiemer	378	Andrew Abbott	4/1 vs. LOU	5. Nelson Velázquez	108.0	Field Out	4/3 vs. LOU	5. Steven Cruz	99.6	4-Seam FB / Called Ball	4/8 @ STP
6. Nelson Velázquez	375	Travis Adams	4/10 @ STP	6. Luca Tresh	107.8	Home Run	4/1 vs. LOU	6. Junior Fernandez	99.5	Sinker / Called Ball	4/9 @ STP
7. Cam Devanney	372	Alan Busenitz	4/3 vs. LOU	7. Brian O'Keefe	107.7	Single	4/2 vs. LOU	7. Junior Fernandez	99.4	4-Seam FB / Foul Ball	4/5 vs. LOU
8. John Rave	335	Andrew Abbott	4/1 vs. LOU	8. Drew Waters	107.5	Double	4/2 vs. LOU	8. Steven Cruz	99.2	4-Seam FB / Foul Ball	4/8 @ STP
9.				9. Cam Devanney	107.5	Home Run	3/29 @ IOW	9. Junior Fernandez	99.1	4-Seam FB / Foul Ball	4/9 @ STP
10.				10. Tyler Gentry	107.3	Field Out	4/2 vs. LOU	10. Steven Cruz	98.9	4-Seam FB / Called Ball	4/5 vs. LOU

INDIVIDUAL BATTING

FOR THE STORM CHASERS

SPLIT	PLAYER, GAME
Grand Slam	Luke Maile, 3/29/2025 @ IOW
Pinch-Hit Home Run	Brian O'Keefe, 7/23/2024 @ STP
Pinch-Hit Walk-Off Home Run	-
2 Home Run Game	Cam Devanney, 4/2/2025 vs. LOU
3+ Home Run Game	Ryan McBroom, 3, 6/13/2021 @ STP
2 Home Runs, One Inning	Brett Eibner, 2, 5/12/2016 vs. MEM
Leadoff Home Run	John Rave, 4/4/2025 vs. LOU
Walk-Off Home Run	Cam Devanney, 4/3/2025 vs. LOU
Walk-Off Grand Slam	Jimmy Govern, 5/7/2022 vs. COL
Walk-Off Win	Cam Devanney, 4/3/2025 vs. LOU
5 Hit Game	Rodolfo Durán, 9/3/2024 @ MEM
6+ Hit Game	Matt Diaz, 6, 7/27/2005 @ POR
2 Hits, One Inning	Ryan Fitzgerald, 8/10/2024 vs. IOW
5 RBI Game	Drew Waters, 4/2/2025 vs. LOU
6 RBI Game	Cam Devanney, 8/31/2024 vs. STP
7 RBI Game	Drew Waters, 4/11/2024 vs. GWN
8 RBI Game	Jimmy Paredes, 5/12/2014 vs. NEW
9+ RBI Game	Brett Eibner, 9, 4/9/2014 vs. MEM
Steal of Home	Nate Eaton, 6/15/2024 @ TOL
3+ Stolen Base Game	Joey Wiemer, 3, 4/8/2025 @ STP

AGAINST THE STORM CHASERS

SPLIT	PLAYER, GAME
Grand Slam	Will Robertson, 8/25/2024 @ BUF
Pinch-Hit Home Run	Brendt Citta, 9/11/2022 vs. IND
Pinch-Hit Walk-Off Home Run	Isaac Galloway, 4/13/2019 vs. NO (G2)
2 Home Run Game	Jace Jung, 7/12/2024 vs. TOL
3+ Home Run Game	Jhonkensy Noel, 3, 5/22/2024 vs. COL
2 Home Runs, One Inning	-
Leadoff Home Run	Tyler Callihan, 4/2/2025 vs. LOU
Walk-Off Home Run	Chase Strumpf, 7/5/2024 @ IOW
Walk-Off Grand Slam	Will Middlebrooks, 6/18/2016 @ COL
Walk-Off Win	Brady House, 7/31/2024 @ ROC
5 Hit Game	P.J. Higgins, 9/5/2023 @ IOW
6+ Hit Game	-
2 Hits, One Inning	Miles Mastrobuoni, 8/10/2023 vs. IOW
5 RBI Game	Hernán Pérez, 8/25/2023 vs. STP
6 RBI Game	Luis Vázquez, 8/9/2023 vs. IOW
7 RBI Game	Chase Strumpf, 8/9/2023 vs. IOW
8 RBI Game	Adolis García, 7/21/2019 vs. MEM
9+ RBI Game	-
Steal of Home	Noelvi Marte, 4/5/2025 vs. LOU
3+ Stolen Base Game	J.P. Martínez, 3, 4/12/2024 vs. GWN

TEAM BATTING

FOR THE STORM CHASERS

SPLIT	GAME
4 Home Run Game	7/27/2024 @ STP
5 Home Run Game	7/9/2024 vs. TOL
6 Home Run Game	6/4/2019 vs. ABQ
7+ Home Run Game	7, 6/30/2024 @ COL
3 Home Runs, One Inning	8/10/2024 vs. IOW
4+ Home Runs, One Inning	4, 5/21/2021 @ IOW

AGAINST THE STORM CHASERS

SPLIT	GAME
4 Home Run Game	7/30/2024 @ ROC
5 Home Run Game	5/22/2024 vs. COL
6 Home Run Game	7/12/2024 vs. TOL
7+ Home Run Game	7, 8/9/2023 vs. IOW
3 Home Runs, One Inning	7/28/2023 @ COL
4+ Home Runs, One Inning	4, 8/9/2023 vs. IOW

INDIVIDUAL PITCHING

FOR THE STORM CHASERS

SPLIT	PLAYER, GAME
No-Hitter	-
Complete Game	Arnaldo Hernandez, 9.0, 8/15/2018 vs. OKC
Complete Game, 1-Hitter	Luis Mendoza, 9.0, 7/18/2011 @ MEM
Complete Game, 2-Hitter	Arnaldo Hernandez, 7.0, 7/21/2018 vs. RR
Complete Game Shutout	Jake Kalish, 7.0, 7/2/2018 vs. NAS
10+ Strikeout Game	Luinder Avila, 11, 4/1/2025 vs. LOU
15+ Strikeout Game	-
4+ Strikeouts In An Inning	Walter Pennington, 4, 8/22/2023 vs. STP

AGAINST THE STORM CHASERS

SPLIT	PLAYER, GAME
No-Hitter	Dustin Nippert, 7.0, 6/29/2008 vs. OKL
Complete Game	Daniel Ponce de Leon, 9.0, 7/15/2018 vs. MEM
Complete Game, 1-Hitter	Daniel Ponce de Leon, 9.0, 7/15/2018 vs. MEM
Complete Game, 2-Hitter	Michael McGreevy, 7.0, 9/5/2024 @ MEM (G2)
Complete Game Shutout	Doug Nikhazy, 7.0, 6/28/2024 @ COL (G2)
10+ Strikeout Game	Michael McGreevy, 10, 9/5/2024 @ MEM (G2)
15+ Strikeout Game	-
4+ Strikeouts In An Inning	Eric Hull, 4, 8/4/2007 vs. LV

PLAYER	GS	POSITION										BATTING ORDER								
		C	1B	2B	3B	SS	LF	CF	RF	OF	DH	1ST	2ND	3RD	4TH	5TH	6TH	7TH	8TH	9TH
Nick Loftin	11		1	3	7							1	2	8						
Cam Devanney	11				2	9														11
John Rave	10						6	1	2	9	1	10								
Joey Wiemer	10						1	6	2	9	1		2	2	6					
Harold Castro	9		2	4	1	2										8	1			
Drew Waters	7						1	4	2	7			7							
Nick Pratto	7		7															5	2	
Tyler Gentry	6						3		3	6				1	1	1	2	1		
Brian O'Keefe	6	4									2						5	1		
Luke Maile	6	4									2				4	1	1			
Nelson Velázquez	6								2	2	4						2	2	2	
Luca Tresh	4	3									1							1	3	
Tyler Tolbert	2			2															2	
Jordan Groshans	2		1		1														2	
Nick Gordon	2			2												1		1		

STORM CHASERS POSITION PRODUCTION													
	AVG	AB	H	TB	2B	3B	HR	RBI	BB	SO	OBP	SLG	OPS
C	.244	41	10	16	0	0	2	6	4	13	.326	.390	.716
1B	.139	36	5	7	2	0	0	0	7	14	.279	.194	.473
2B	.237	38	9	10	1	0	0	3	6	10	.333	.263	.596
3B	.297	37	11	14	3	0	0	5	10	11	.447	.378	.825
SS	.361	36	13	31	3	0	5	10	5	12	.477	.861	1.338
LF	.209	43	9	20	1	2	2	6	6	12	.294	.465	.759
CF	.227	44	10	20	2	1	2	10	5	12	.314	.455	.769
RF	.237	38	9	19	1	0	3	7	8	9	.362	.500	.862
DH	.205	39	8	10	2	0	0	3	5	18	.289	.256	.545

STORM CHASERS BATTING ORDER PRODUCTION													
	AVG	AB	H	TB	2B	3B	HR	RBI	BB	SO	OBP	SLG	OPS
1ST	.262	42	11	22	3	1	2	6	7	13	.360	.524	.884
2ND	.349	43	15	26	3	1	2	12	8	11	.442	.605	1.047
3RD	.132	38	5	5	0	0	0	3	11	10	.320	.132	.452
4TH	.150	40	6	10	1	0	1	3	6	12	.292	.250	.542
5TH	.316	38	12	19	4	0	1	3	5	12	.400	.500	.900
6TH	.195	41	8	17	0	0	3	9	6	11	.298	.415	.713
7TH	.216	37	8	10	0	1	0	3	7	12	.326	.270	.596
8TH	.200	40	8	12	1	0	1	2	2	18	.238	.300	.538
9TH	.324	37	12	27	3	0	4	9	4	12	.419	.730	1.149

OUTFIELD ASSIST LOG (1)										
#	OUTFIELDER	POS.	ARM (MPH)	GAME	INNING	BASE	PITCHER	BATTER	RUNNER OUT	PLAY
1.	Nelson Velázquez	RF	98.1	4/9 @ St. Paul	8	2nd	Evan Sisk	Austin Martin	Emmanuel Rodriguez	Martin singles, Rodriguez out at 2nd (9-3)

BY PLAYER	
Nelson Velázquez	1 RF

2025 STORM CHASER QUALITY STARTS (2)

STARTER (# IN 2025)	GAME	DEC	IP	H	R	ER	HR	HB	BB	IBB	SO	WP	BK	GIDP	TBF	% K/BF	NP-S	S%	FPS	FPS%	P/IP	CATCHER
1. Luinder Avila (1)	4/6 vs. Louisville	-	6.0	6	2	2	0	0	2	0	5	0	1	0	25	20.0%	81 - 52	64.20%	15	60.00%	13.50	Tresh
2. Noah Cameron (1)	4/8 @ St. Paul	W	6.0	2	0	0	0	0	1	0	5	0	0	0	21	23.8%	78 - 50	64.10%	10	47.62%	13.00	O'Keefe

2025 REHAB ASSIGNMENTS WITH OMAHA (0)

HITTING (0)

PLAYER	INJURY	DATES	AVG	G	AB	R	H	TB	2B	3B	HR	RBI	BB	IBB	SO	SB	CS	OBP	SLG	OPS	PA	SAC	SF	HBP	GIDP
--------	--------	-------	-----	---	----	---	---	----	----	----	----	-----	----	-----	----	----	----	-----	-----	-----	----	-----	----	-----	------

PITCHING (0)

PLAYER	INJURY	DATES	W	L	ERA	G	GS	CG	SHO	GF	HLD	SV	SVO	IP	H	R	ER	HR	HB	BB	IBB	SO	AVG	WP	BK	GIDP	TBF
--------	--------	-------	---	---	-----	---	----	----	-----	----	-----	----	-----	----	---	---	----	----	----	----	-----	----	-----	----	----	------	-----

2025 STORM CHASER AWARD WINNERS (2)

INTERNATIONAL LEAGUE PLAYER OF THE WEEK (1)

PLAYER	DATES	AVG	G	AB	PA	R	H	TB	2B	3B	HR	RBI	BB	IBB	SO	SB	CS	OBP	SLG	OPS	SAC	SF	HBP	GDP
Drew Waters	March 31 - April 6	.526	5	19	23	5	10	20	2	1	2	7	4	0	4	2	0	.609	1.053	1.662	0	0	0	0

INTERNATIONAL LEAGUE PITCHER OF THE WEEK (1)







PLAYER	DATES	W	L	ERA	G	GS	CG	SHO	GF	HLD	SV	SVO	IP	H	R	ER	HR	HB	BB	IBB	SO	WHIP	AVG	WP	BK	GDP
Tyson Guerrero	March 31 - April 6	1	0	0.00	1	1	0	0	0	0	0	0	5.0	0	0	0	0	0	0	0	7	0.00	.000	0	0	0

INTERNATIONAL LEAGUE PLAYER OF THE MONTH (0)













PLAYER	DATES	AVG	G	AB	PA	R	H	TB	2B	3B	HR	RBI	BB	IBB	SO	SB	CS	OBP	SLG	OPS	SAC	SF	HBP	GDP
--------	-------	-----	---	----	----	---	---	----	----	----	----	-----	----	-----	----	----	----	-----	-----	-----	-----	----	-----	-----

INTERNATIONAL LEAGUE PITCHER OF THE MONTH (0)

PLAYER	DATES	W	L	ERA	G	GS	CG	SHO	GF	HLD	SV	SVO	IP	H	R	ER	HR	HB	BB	IBB	SO	WHIP	AVG	WP	BK	GDP
--------	-------	---	---	-----	---	----	----	-----	----	-----	----	-----	----	---	---	----	----	----	----	-----	----	------	-----	----	----	-----




























GM #	JUNE	OPPONENT	SCORE	RECORD	STANDINGS, LG	WIN	LOSS	SAVE	TEMP.	1ST PITCH	TIME	ATT.	HOME ATT.	OMAHA				OPPONENT			
														R	H	E	LO	R	H	E	LO
76.	6/24	 @ Indianapolis								6:05 PM CT											
77.	6/25	 @ Indianapolis								12:35 PM CT											
78.	6/26	 @ Indianapolis								6:05 PM CT											
79.	6/27	 @ Indianapolis								6:05 PM CT											
80.	6/28	 @ Indianapolis								6:05 PM CT											
81.	6/29	 @ Indianapolis								12:35 PM CT											

[illegible]**ALL-STAR BREAK (JULY 14-17)**

ALL STAR BREAK (JULY 14-17)			
94.	7/18	 @ Buffalo	5:35 PM CT
95.	7/19	 @ Buffalo	5:35 PM CT
96.	7/20	 @ Buffalo	12:05 PM CT
97.	7/22	 @ Syracuse	5:35 PM CT
98.	7/23	 @ Syracuse	5:35 PM CT
99.	7/24	 @ Syracuse	5:35 PM CT
100.	7/25	 @ Syracuse	5:35 PM CT
101.	7/26	 @ Syracuse	5:35 PM CT
102.	7/27	 @ Syracuse	12:05 PM CT
103.	7/29	 LOUISVILLE	7:05 PM CT
104.	7/30	 LOUISVILLE	12:05 PM CT
105.	7/31	 LOUISVILLE	7:05 PM CT

[illegible][illegible]

HITTING

SERIES	OPPONENT	DATES	AVG	G	AB	R	H	TB	2B	3B	HR	RBI	BB	IBB	SO	SB	CS	OBP	SLG	OPS	PA	SAC	SF	HBP	GIDP
SERIES 1	 @ Iowa	3/28 - 3/30	.258	2	66	15	17	27	4	0	2	14	14	0	25	9	0	.390	.409	.799	84	2	1	1	0
SERIES 2	 LOUISVILLE	4/1 - 4/6	.250	6	196	33	49	94	8	2	11	27	30	0	53	5	1	.353	.480	.833	234	2	3	3	7
SERIES 3	 @ St. Paul	4/8 - 4/13																							
SERIES 4	 NORFOLK	4/15 - 4/20																							
SERIES 5	 @ Toledo	4/22 - 4/27																							
SERIES 6	 INDIANAPOLIS	4/29 - 5/4																							
SERIES 7	 @ Louisville	5/6 - 5/11																							
SERIES 8	 COLUMBUS	5/13 - 5/18																							
SERIES 9	 @ Salt Lake	5/20 - 5/25																							
SERIES 10	 ST. PAUL	5/27 - 6/1																							
SERIES 11	 IOWA	6/3 - 6/8																							
SERIES 12	 @ Toledo	6/10 - 6/15																							
SERIES 13	 DURHAM	6/17 - 6/22																							
SERIES 14	 @ Indianapolis	6/24 - 6/29																							
SERIES 15	 @ Iowa	7/1 - 7/3																							
SERIES 16	 IOWA	7/4 - 7/6																							
SERIES 17	 TOLEDO	7/8 - 7/13																							
SERIES 18	 @ Buffalo	7/18 - 7/20																							
SERIES 19	 @ Syracuse	7/22 - 7/27																							
SERIES 20	 LOUISVILLE	7/29 - 8/3																							
SERIES 21	 @ Indianapolis	8/5 - 8/10																							
SERIES 22	 ST. PAUL	8/12 - 8/17																							
SERIES 23	 @ Columbus	8/19 - 8/24																							
SERIES 24	 LEHIGH VALLEY	8/26 - 8/31																							
SERIES 25	 @ Iowa	9/2 - 9/7																							
SERIES 26	 CHARLOTTE	9/9 - 9/14																							
SERIES 27	 @ Columbus	9/16 - 9/21																							

PITCHING




























[illegible]

SERIES WINS: 0 (0 at Home, 0 on Road)




























SERIES LOSSES: 0 (0 at Home, 0 on Road)

SERIES SPLITS: 2 (1 at Home, 1 on Road)

STARTING PITCHERS

SERIES	OPPONENT	DATES	W	L	ERA	G	CG	SHO	IP	H	R	ER	2B	3B	HR	TB	BB	IBB	SO	WHIP	AVG	HBP	WP	BK	GDP	K/BB	NP	NS	TBF
SERIES 1	 @ Iowa	3/28 - 3/30	0	1	14.14	2	0	0	7.0	14	11	11	3	0	2	23	5	0	10	2.71	.424	1	1	0	0	2.00	147	82	39
SERIES 2	 LOUISVILLE	4/1 - 4/6	2	1	2.48	6	0	0	32.2	18	10	9	2	0	2	26	9	0	39	0.83	.161	1	0	1	2	4.33	452	297	123
SERIES 3	 @ St. Paul	4/8 - 4/13																											
SERIES 4	 NORFOLK	4/15 - 4/20																											
SERIES 5	 @ Toledo	4/22 - 4/27																											
SERIES 6	 INDIANAPOLIS	4/29 - 5/4																											
SERIES 7	 @ Louisville	5/6 - 5/11																											
SERIES 8	 COLUMBUS	5/13 - 5/18																											
SERIES 9	 @ Salt Lake	5/20 - 5/25																											
SERIES 10	 ST. PAUL	5/27 - 6/1																											
SERIES 11	 IOWA	6/3 - 6/8																											
SERIES 12	 @ Toledo	6/10 - 6/15																											
SERIES 13	 DURHAM	6/17 - 6/22																											
SERIES 14	 @ Indianapolis	6/24 - 6/29																											
SERIES 15	 @ Iowa	7/1 - 7/3																											
SERIES 16	 IOWA	7/4 - 7/6																											
SERIES 17	 TOLEDO	7/8 - 7/13																											
SERIES 18	 @ Buffalo	7/18 - 7/20																											
SERIES 19	 @ Syracuse	7/22 - 7/27																											
SERIES 20	 LOUISVILLE	7/29 - 8/3																											
SERIES 21	 @ Indianapolis	8/5 - 8/10																											
SERIES 22	 ST. PAUL	8/12 - 8/17																											
SERIES 23	 @ Columbus	8/19 - 8/24																											
SERIES 24	 LEHIGH VALLEY	8/26 - 8/31																											
SERIES 25	 @ Iowa	9/2 - 9/7																											
SERIES 26	 CHARLOTTE	9/9 - 9/14																											
SERIES 27	 @ Columbus	9/16 - 9/21																											

RELIEVERS

SERIES	OPPONENT	DATES	W	L	ERA	G	HLD	SV	SVO	IP	H	R	ER	2B	3B	HR	TB	BB	IBB	SO	WHIP	AVG	HBP	WP	BK	GDP	K/BB	NP	NS	TBF	IR	IRS
SERIES 1	 @ Iowa	3/28 - 3/30	1	0	1.80	2	0	0	0	10.0	6	2	2	2	0	1	11	2	0	8	0.80	.171	0	0	0	2	4.00	125	87	37	4	0
SERIES 2	 LOUISVILLE	4/1 - 4/6	1	2	6.45	6	2	0	3	22.1	29	19	16	7	1	2	44	17	0	23	2.06	.302	3	6	0	0	1.35	457	117	10	5	
SERIES 3	 @ St. Paul	4/8 - 4/13																														
SERIES 4	 NORFOLK	4/15 - 4/20																														
SERIES 5	 @ Toledo	4/22 - 4/27																														
SERIES 6	 INDIANAPOLIS	4/29 - 5/4																														
SERIES 7	 @ Louisville	5/6 - 5/11																														
SERIES 8	 COLUMBUS	5/13 - 5/18																														
SERIES 9	 @ Salt Lake	5/20 - 5/25																														
SERIES 10	 ST. PAUL	5/27 - 6/1																														
SERIES 11	 IOWA	6/3 - 6/8																														
SERIES 12	 @ Toledo	6/10 - 6/15																														
SERIES 13	 DURHAM	6/17 - 6/22																														
SERIES 14	 @ Indianapolis	6/24 - 6/29																														
SERIES 15	 @ Iowa	7/1 - 7/3																														
SERIES 16	 IOWA	7/4 - 7/6																														
SERIES 17	 TOLEDO	7/8 - 7/13																														
SERIES 18	 @ Buffalo	7/18 - 7/20																														
SERIES 19	 @ Syracuse	7/22 - 7/27																														
SERIES 20	 LOUISVILLE	7/29 - 8/3																														
SERIES 21	 @ Indianapolis	8/5 - 8/10																														
SERIES 22	 ST. PAUL	8/12 - 8/17																														
SERIES 23	 @ Columbus	8/19 - 8/24																														
SERIES 24	 LEHIGH VALLEY	8/26 - 8/31																														
SERIES 25	 @ Iowa	9/2 - 9/7																														
SERIES 26	 CHARLOTTE	9/9 - 9/14																														
SERIES 27	 @ Columbus	9/16 - 9/21																														

2025 STORM CHASERS BY MONTH

HITTING

MONTH	AVG	G	AB	R	H	TB	2B	3B	HR	RBI	BB	IBB	SO	SB	CS	OBP	SLG	OPS	SAC	SF	HBP	GIDP	LOB
MARCH	.258	2	66	15	17	27	4	0	2	14	14	0	25	9	0	.390	.409	.799	2	1	1	0	15
APRIL	.234	9	290	42	68	121	11	3	12	36	42	0	86	14	2	.334	.417	.751	3	5	4	8	64
MAY																							
JUNE																							
JULY																							
AUGUST																							
SEPTEMBER																							
TOTAL	.239	11	356	57	85	148	15	3	14	50	56	0	111	23	2	.345	.416	.761	5	6	5	8	79

PITCHING

MONTH	W	L	ERA	G	GS	CG	SHO	GF	HLD	SV	SVO	IP	H	R	ER	HR	HB	BB	SO	WP	BK	WHIP	AVG
MARCH	1	1	6.88	2	2	0	0	2	0	0	0	17.0	20	13	13	3	1	7	18	1	0	1.59	.294
APRIL	4	5	4.16	9	9	0	1	9	3	1	4	80.0	75	45	37	6	5	40	93	6	1	1.44	.241
MAY																							
JUNE																							
JULY																							
AUGUST																							
SEPTEMBER																							
TOTAL	5	6	4.64	11	11	0	1	11	3	1	4	97.0	95	58	50	9	6	47	111	7	1	1.46	.251

STARTING PITCHERS

MONTH	W	L	ERA	G	GS	CG	SHO	QS	IP	H	R	ER	HR	HBP	BB	SO	WP	BK	WHIP	AVG	TBF	BR	BRS
MARCH	0	1	14.14	2	2	0	0	0	7.0	14	11	11	2	1	5	10	1	0	2.71	.424	39	3	0
APRIL	3	2	2.80	9	9	0	0	2	45.0	31	19	14	3	2	14	53	0	1	1.00	.190	180	6	3
MAY																							
JUNE																							
JULY																							
AUGUST																							
SEPTEMBER																							
TOTAL	3	3	4.33	11	11	0	0	2	52.0	45	30	25	5	3	19	63	1	1	1.23	.230	219	9	3

RELIEF PITCHERS

MONTH	W	L	ERA	G	GF	HLD	SV	SVO	IP	H	R	ER	HR	HBP	BB	SO	WP	BK	WHIP	AVG	TBF	IR	IRS
MARCH	1	0	1.80	2	2	0	0	0	10.0	6	2	2	1	0	2	8	0	0	0.8	.171	37	4	0
APRIL	1	3	5.91	9	9	3	1	4	35.0	44	26	23	3	3	26	40	6	0	2.00	.297	179	18	9
MAY																							
JUNE																							
JULY																							
AUGUST																							
SEPTEMBER																							
TOTAL	2	3	5.00	11	11	3	1	4	45.0	50	28	25	4	3	28	48	6	0	1.73	.273	216	22	9

2025 STORM CHASERS BY HALF

HITTING

[illegible]

PITCHING

[illegible]

STARTING PITCHERS

[illegible]

RELIEF PITCHERS

[illegible]

#	PITCHERS	ACTIVE DATES	CURRENT TEAM (IF NOT OMAHA)
25	Luinder Avila	3/28-	
62	Jonathan Bowlan	3/28-	
52	Noah Cameron	3/28-	
63	Eric Cerantola	4/8-	
56	Chandler Champlain	3/28-	
45	Taylor Clarke	3/28-	
54	Austin Cox	3/28-	
46	Steven Cruz	3/28-4/10	KANSAS CITY ROYALS
40	Junior Fernandez	3/28-	
16	Tyson Guerrero	3/28-	
37	Thomas Hatch	3/28-	
57	Andrew Hoffmann	3/28-	
47	Cruz Noriega	3/28-	
43	Anthony Simonelli	3/28-	
22	Evan Sisk	3/28-	
58	Jacob Wallace	3/28-4/6 , 4/11-	
#	CATCHERS	ACTIVE DATES	CURRENT TEAM (IF NOT OMAHA)
60	Luke Maile	3/28-	
33	Brian O'Keefe	3/28-	
11	Luca Tresh	3/28-	
#	INFIELDERS	ACTIVE DATES	CURRENT TEAM (IF NOT OMAHA)
1	Harold Castro	3/28-	
24	Cam Devanney	3/28-	
0	Nick Gordon	4/8-	
14	Jordan Groshans	3/31-4/6	Northwest Arkansas (AA)
12	Nick Loftin	3/28-	
32	Nick Pratto	3/28-	
3	Tyler Tolbert	3/28-3/30	KANSAS CITY ROYALS
#	OUTFIELDERS	ACTIVE DATES	CURRENT TEAM (IF NOT OMAHA)
28	Tyler Gentry	3/28-	
2	John Rave	3/28-	
17	Nelson Velázquez	3/28-	
8	Drew Waters	3/28-4/8	KANSAS CITY ROYALS
19	Joey Wiemer	3/28-	

Active Players in Bold

Rehab Appearances in Red

OMAHA FRANCHISE RETIRED NUMBERS

5

GEORGE BRETT – Omaha Royals Infielder (1973-1974)

Number Retired Across Royals Organization

10

DICK HOWSER – Kansas City Royals Manager (1981-1987)

Number Retired Across Royals Organization

20

FRANK WHITE – Omaha Royals Infielder (1973)

Number Retired Across Royals Organization

23

MIKE JIRSCHELE – Omaha Manager (1995-1997, 2003-2013, 2023-Present)

27

BRIAN POLDBERG – Omaha Manager (2014-2021)

31

JACK MCKEON – Inaugural Omaha Manager (1969-1973)

42

JACKIE ROBINSON – First Black player in MLB history

Number Retired Across Baseball

QUICK FACTS	
GENERAL INFORMATION	
Location.....	Papillion, Nebraska
Founded.....	2011 (1969-2010: Omaha Royals/Golden Spikes)
Colors.....	Royal Blue (PMS 288), Gold (PMS 872), Light Blue (PMS 292)
League.....	International League (Since 2021)
Ownership.....	Diamond Baseball Holdings (Since 2024)
President.....	Martie Cordaro
TEAM INFORMATION	
2024 Overall Record.....	89-59 (.601 / 1 st in IL)
2024 1st Half Record.....	49-24 (.671 / 1 st in IL)
2024 2nd Half Record.....	40-35 (.533 / 6 th in IL)
Overall Franchise Record.....	3,916-3,887 (.502)
Storm Chasers Record (2011-Pres.).....	941-907 (.509)
Home Record (Werner Park).....	493-431 (.534)
International League Record (2021-Pres.).....	301-270 (.527)
Franchise Playoff Record.....	57-56 (.504)
STADIUM INFORMATION	
Facility.....	Werner Park (Since November 11, 2010)
Year Opened.....	2011
First Storm Chasers Game.....	April 16, 2011 vs. Nashville Sounds
Capacity.....	9,023 (6,254 Fixed Seats)
Dimensions.....	LF 310, CF 402, RF 315
FIELD AND SUPPORT STAFF	
Manager.....	#23 Mike Jirschele (17 th Year in Omaha, 34 th with KC)
All Time Managerial Record.....	1,375-1,276 (.519)
Managerial Record with Omaha.....	1,157-1,160 (.499)
Pitching Coach.....	Dane Johnson (6 th Year in Omaha, 6 th with KC)
Asst. Pitching Coach.....	Dave Lundquist (2 nd Year in Omaha, 2 nd with KC)
Hitting Coach.....	Bijan Rademacher (3 rd Year in Omaha, 3 rd with KC)
Bench/Asst. Hitting Coach.....	#51 Darin Everson (1 st Year in Omaha, 1 st with KC)
Bench/1st Base Coach.....	#13 Pat Osborn (1 st Year in Omaha, 1 st with KC)
Athletic Trainer.....	James Stone (7 th Year in Omaha, 16 th with KC)
Strength & Conditioning.....	Amanda Gallone (1 st Year in Omaha, 1 st with KC)
Clubhouse Coordinator.....	Mike Brown (17 th Year in Omaha, 17 th with KC)

ROSTER BREAKDOWN	
Age 23.....	1
Age 24.....	1
Age 25.....	4
Age 26.....	5
Age 27.....	4
Age 28.....	3
Age 29.....	1
Age 30.....	1
Age 31.....	3
Age 32.....	0
Age 33.....	0
Age 34.....	1
Average Age.....	27 Years 68 Days
Median Age.....	26
Native of Canada.....	1
Native of Dominican Republic.....	1
Native of Puerto Rico.....	1
Native of United States.....	21
Native of Venezuela.....	3
Acquired by Royals via Free Agency.....	9
(Major League).....	0 (Undrafted).....0
(Minor League).....	7 (International).....2
Acquired by Royals via Trade.....	8
Acquired by Royals via First Year Player Draft.....	10
(High School).....	1 (Rounds 1-5).....6 (2017-18 Drafts).....2
(2nd Year/College).....	0 (Rounds 6-10).....1 (2019 Draft).....1
(3rd Year/College).....	9 (Rounds 11-20).....3 (2020 Draft).....2
(4th+ Year/College).....	0 (Rounds 21-40).....0 (2021 Draft).....5

PRO-NUN-SEE-AY-SHUNS	
PLAYERS	
17 NELSON VELÁZQUEZ.....	veh-LAZZ-kezz
19 JOEY WIEMER.....	WEE-mer
24 CAM DEVANNEY.....	duh-VAY-nee
25 LUINDER AVILA.....	loo-IN-durr AH-vee-lah
32 NICK PRATTO.....	praw-toh
43 ANTHONY SIMONELLI.....	SY-MON-ell-ee
47 CRUZ NORIEGA.....	nor-ee-AY-ga
56 CHANDLER CHAMPLAIN.....	sham-plain
60 LUKE MAILE.....	MAY-lee
62 JONATHAN BOWLAN.....	boh-lin
63 ERIC CERANTOLA.....	sair-ann-TOE-la
COACHES	
23 MIKE JIRSCHLE.....	jursh-LEE
51 DARIN EVERSON.....	EE-ver-son
DAVID LUNDQUIST.....	LUND-kwist
BIJAN RADEMACHER.....	bee-ZHON RAH-de-moch-err

2025 UNIFORM RECORDS											
STANDARD UNIFORMS (AUTHENTIC COLLECTION)						SPECIALTY/THEME UNIFORMS					
Blue Vortex (1-2) Home: 1-2 Road: 0-0	Blue O-Bolt (3-3) Home: 1-0 Road: 2-3	Powder SC (1-1) Home: 1-1 Road: 0-0	Powder O (0-0) Home: 0-0 Road: 0-0	Black O-Bolt (1-1) Home: 0-0 Road: 0-0	Throwback (0-0) Home: 0-0 Road: 0-0	Patriotic (0-0) Home: 0-0 Road: 0-0	Runza (0-0) Home: 0-0 Road: 0-0	Oat Milkercs (0-0) Home: 0-0 Road: 0-0			
Home White (1-2) Home: 1-2 Road: 0-0	Road Grey (1-3) Home: 0-0 Road: 1-3	Blue O-Bolt (2-0) Home: 1-0 Road: 1-0	Powder Blue (1-1) Home: 1-1 Road: 0-0	Black O-Bolt (0-0) Home: 0-0 Road: 0-0	Community (0-0) Home: 0-0 Road: 0-0	Throwback (0-0) Home: 0-0 Road: 0-0	Patriotic (0-0) Home: 0-0 Road: 0-0	Runza (0-0) Home: 0-0 Road: 0-0	Oat Milkercs (0-0) Home: 0-0 Road: 0-0	Star Wars (0-0) Home: 0-0 Road: 0-0	Salute to Corn (0-0) Home: 0-0 Road: 0-0
										Harry Potter (0-0) Home: 0-0 Road: 0-0	Harry Potter (0-0) Home: 0-0 Road: 0-0

RECENT TRANSACTIONS	
3/27	Kansas City Royals announce 2025 Breaking Roster
1. 3/31	- INF <u>Tyler Tolbert</u> selected by KANSAS CITY
2. 4/1	+ INF <u>Jordan Groshans</u> transferred from NW Arkansas (AA)
3. 4/5	+ INF <u>Nick Gordon</u> acquired via trade from Baltimore, assigned to Omaha
4. 4/7	+ RHP <u>Eric Cerantola</u> reinstated from Injured List
5.	- INF <u>Jordan Groshans</u> transferred to NW Arkansas (AA)
6.	- RHP <u>Jacob Wallace</u> placed on Omaha's Development List
7. 4/9	- OF <u>Drew Waters</u> recalled by KANSAS CITY
8. 4/11	- RHP <u>Steven Cruz</u> recalled by KANSAS CITY
9.	+ RHP <u>Jacob Wallace</u> reinstated from Omaha's Development List

29 DIFFERENT PLAYERS HAVE APPEARED IN A GAME FOR OMAHA IN 2025: 15 HITTERS, 14 PITCHERS

2025 BREAKING ROSTER

Pitchers (15): RHP Luinder Avila, RHP Jonathan Bowlan, LHP Noah Cameron, RHP Chandler Champlain, RHP Taylor Clarke, LHP Austin Cox, RHP Steven Cruz, RHP Junior Fernandez, LHP Tyson Guerrero, RHP Thomas Hatch, RHP Andrew Hoffmann, RHP Cruz Noriega, RHP Anthony Simonelli, LHP Evan Sisk, RHP Jacob Wallace

Catchers (3): Luke Maile, Brian O'Keefe, Luca Tresh

Infielders (5): Harold Castro, Cam Devanney, Nick Loftin, Nick Pratto, Tyler Tolbert

Outfielders (5): Tyler Gentry, John Rave, Nelson Velázquez, Drew Waters, Joey Wiemer

[illegible]

Scorigami: A portmanteau of score and origami, a scorigami is a scoring combination that has never happened before in a team, sport or league's history. The term was originated by SB Nation writer Jon Bois for NFL scores.

Above is a matrix of every final score that has happened in a Triple-A Omaha game since 2000. Green squares represent Omaha wins, while red squares represent Omaha losses. The number inside the square refers to the number of times that result has occurred. Empty squares represent a scoring combination or result that has not happened.

Since 2000, there are **58** results in Triple-A Omaha games that have only happened once. **34** of those results (wins or losses) are a true scoriqami, a scoring combination that has only happened once. Recent scoriqami occurrences are listed to the right, with true scoriqamis in bold.

RECENT SCORIGAMI OCCURRENCES

SCORE	GAME
W, 16-3	August 10, 2024 vs. Iowa Cubs
W, 18-4	July 13, 2024 vs. Toledo Mud Hens
W, 18-9	April 11, 2024 vs. Gwinnett Stripers
L, 20-1	August 9, 2023 vs. Iowa Cubs
W, 15-7	June 8, 2023 @ Indianapolis Indians
W, 12-1	April 1, 2023 @ Indianapolis Indians
L, 19-9	September 11, 2022 vs. Indianapolis
L, 18-6	September 1, 2022 @ St. Paul Saints