

OMAHA STORM CHASERS GAME NOTES

AT LOUISVILLE BATS

LHP Evan Sisk (2-3, 5.77 ERA) @ RHP Connor Phillips (1-0, 2.38 ERA)

Tuesday, August 1, 2023 | Game #99 | Road Game #47

5:35pm CT/6:35pm ET First Pitch | Louisville Slugger Field | Louisville, Kentucky

Radio: stormchasers.mixlr.com | TV: Bally Live, MiLB.TV

12-14 / 50-48

13-14 / 53-47

Omaha Storm Chasers | 12356 Ballpark Way, Papillion, Nebraska 68046 | (402) 738-5100 | OmahaStormChasers.com | @OMASstormChasers

UPCOMING SCHEDULE & PROBABLE PITCHERS

UPCOMING GAMES

OPPONENT





TIME (CT)

PROBABLE PITCHERS

Wednesday, August 2	@ Louisville	5:35 p.m.	TBD @ RHP Brett Kennedy (4-2, 3.66 ERA)
Thursday, August 3	@ Louisville	5:35 p.m.	TBD @ RHP Lyon Richardson (0-0, 0.00 ERA)
Friday, August 4	@ Louisville	6:15 p.m.	TBD @ RHP Levi Stoudt (2-3, 5.29 ERA)
Saturday, August 5	@ Louisville	6:15 p.m.	TBD @ RHP Randy Wynne (3-3, 5.74 ERA)

THE MATCHUP

(UNDERLINE = MiLB LEADER) (BOLD = TRIPLE-A LEADER) (ITALICS = TRIPLE-A WORST)

			
.265 (7TH)	AVG > .288 (1ST)	5.26 (10TH) < ERA	5.92 (19TH)
545 (15TH)	R > 656 (1ST)	1.55 (12TH) < WHIP	1.62 (16TH)
870 (14TH)	H > 994 (1ST)	.261 (11TH) < AVG	.267 (15TH)
114 (15TH)	HR > 157 (2ND)	863.2 (12TH) < IP	870.2 (8TH)
455 (12TH)	BB > 521 (2ND)	865 (6TH) < H	893 (15TH)
825 (5TH)	< K 923 (18TH)	552 (9TH) < R	625 (19TH)
168 (1ST)	< SB 103 (9TH)	135 (13TH) < HR	146 (17TH)
.359 (9TH)	OBP > .385 (1ST)	471 (12TH) < BB	521 (18TH)
.442 (12TH)	SLG > .500 (1ST)	862 (12TH) < K	750 (20TH)
.801 (12TH)	OPS > .885 (1ST)	2 (12TH) < SHO	1 (17TH)

ALL-TIME vs. Louisville 147-145 (.503)
ALL-TIME at Omaha (Since 2021) 10-8 (.556)
ALL-TIME at Louisville (Since 2021) 6-6 (.500)

2023 vs. Bats 2-4 (.333)
2023 at Werner Park 2-4 (.333)
2023 at Louisville Slugger Field

DATE	H/R	SCORE	WIN	LOSS	SAVE
5/2	H	L, 10-4	A. Abbott	M. Castillo	-
5/3	H	L, 7-4	B. Lively	M. Martinez	-
5/4	H	L, 12-10	R. Wynne	D. Parrish	-
5/5	H	W, 6-2	M. Mayers	B. Williamson	J. Kowar
5/6	H	W, 11-9	E. Sisk	J. Kuhnel	J. Cuas
5/7	H	L, 4-3	Z. Brown	B. Kriske	A. Busenitz
8/1	R				
8/2	R				
8/3	R				
8/4	R				
8/5	R				
8/6	R				
8/29	H				
8/30	H				
8/31	H				
9/1	H				
9/2	H				
9/3	H				

STORM CHASERS ON THE RISE

8 Omaha players that appear on a Top-30 Royals prospects ranking

PLAYER (POSITION)	MLB PIPELINE	BASEBALL AMERICA
Nick Loftin (INF)	Royals No. 3	Royals No. 4
Tyler Gentry (OF)	Royals No. 6	Royals No. 7
Jonathan Bowlan (RHP)	Royals No. 9	Royals No. 14
Will Klein (RHP)	Royals No. 22	Royals No. 18
Tucker Bradley (OF)	Royals No. 26	-
Steven Cruz (RHP)	Royals No. 27	-
Anthony Veneziano (LHP)	-	Royals No. 9
Christian Chamberlain (LHP)	-	Royals No. 21



STORM CHASERS PRESS BOX

Game Notes compiled by Nicholas Badders

Credential Requests: nicholasb@omahastormchasers.com

Omaha Storm Chasers gameday information, as well as the 2023 Storm Chasers Media Guide can be found at milb.com/omaha/ballpark/media.

SUNDAY'S GAME

	1	2	3	4	5	6	7	8	9	R	H	E	LO
 Omaha	1	1	0	0	5	0	0	0	0	7	7	1	3
 Columbus	0	1	0	0	1	0	0	0	3	5	8	0	7

WIN: Jonathan Bowlan (3-2) | LOSS: Peyton Battenfield (0-3) | SAVE: None

COLUMBUS, OHIO – The Storm Chasers slugged a season-high five home runs en route to a series win over the Clippers and a 7-5 victory Sunday at Huntington Park.
Major League rehabber **Matt Beatty** opened the scoring for Omaha in the top of the 1st inning with a solo home run, his first with the team this season, and the Storm Chasers led the rest of the way.
Left fielder **Brewer Hicklen** doubled Omaha's lead in the 2nd inning with a solo homer of his own, his eighth of the season for a 2-0 score at the time.
Columbus struck onto the scoreboard in the bottom of the 2nd inning, as three singles plated a run to cut the score in half.
The Chasers remained ahead by one run until the 5th inning when a trio of home runs plated five runs to add what turned out to be crucial runs of insurance.
Tyler Gentry opened the 5th inning with a solo home run, his second in as many games, then Hicklen drew a four-pitch walk and **Adeiny Hechavarria** brought him home with a two-run homer to once again double Omaha's lead to four runs.
Two batters later, **Clay Dungan** doubled and **Nick Loftin** brought him home with a two-run homer, his second long ball of the week to cap the five-run frame.
Jonathan Bowlan allowed a solo home run in the bottom of the 5th inning but kept Columbus to just the two runs over 5.0 innings of work to earn his third win in six outings with the Chasers.
Evan Sisk, Jackson Kowar and Christian Chamberlain each threw a scoreless inning behind Bowlan and combined for five strikeouts, keeping Omaha up 7-2 going into the 9th inning.
Columbus sent seven batters to the plate in the bottom of the 9th inning against Will Klein, who surrendered three runs (two earned) on two hits and a walk ... a pair of strikeouts helped Klein work out of trouble and finish off the 7-5 win for the Storm Chasers, securing both this week's series, 4-2 and the season series, which currently stands 10-2 in favor of Omaha with six games left in September.

NOTES AND NUGGETS

JULY JITTERS

After a slow start to the month of July, Omaha finished the month strong, headed into August and the final eight weeks of the season.
The Storm Chasers have won 7 of their last 9 games against St. Paul and Columbus, after winning just 4 of their first 14 games this month against Iowa, Gwinnett and Indianapolis ... the team finished 11-12 with a .256 average (3rd of the 4 full months played in 2023) and a 5.41 ERA (2nd of the 4 full months played).
Nate Eaton led the Chasers with 20 hits, 38 total bases and 12 runs batted in last month, while tied with Tyler Gentry for the team lead with 5 homers.
Among the 9 pitchers who threw at least 10.0 innings in July, Walter Pennington had a team-best 2.53 ERA (3 ER in 10.2 IP), while going 3-0 with 14 strikeouts to just 4 walks.

THAT'S WHAT SPEED DO

The Chasers have 168 steals in 98 games (average 1.71 SB/game) and have been caught 37 times for a success rate of 81.95%.
Omaha's 168 steals are the most of any Triple-A team and 9th in all of Minor League Baseball ... the Clearwater Threshers (Philadelphia Single-A) lead the minors (212) ... Omaha is 25 steals away from breaking the franchise's single-season record of 192, set in 1986 and need to average 0.52 steals/game the last 48 games of the year.
The Chasers have stolen at least one base in 65 of 98 games (66%), with multiple steals in 44 games and 11 occasions of 5+ steals.
With team stolen base leaders **Dairon Blanco** (47) and **Samad Taylor** (38) both called up to Kansas City in mid-June, the Chasers have 33 steals in 35 games since Taylor was first recalled on June 16, which ranks tied 9th in the league in that time ... the Chasers have stolen a base in 19 of 35 games since June 16, including a 5-steal game 7/5 @ GWN and 4 steals on 7/21 vs. STP, both games where Taylor was briefly caught with the club.

TYLER, THE CREATOR OF RUNS

Right fielder **Tyler Gentry** compiled one of his best series of the season last week in Columbus, hitting .529 (9-for-17) with a 1.619 OPS.
Gentry's 9 hits and 17 total bases last week led the club, while he drove in 4 runs and scored 3, while drawing 4 walks in the process, tied for the 2nd-most on the team last week.
With home runs Saturday and Sunday, Gentry is now in a three-way tie for the team lead in home runs of 11 with **Nick Loftin** (who also hit two homers last week) and **CJ Alexander**.
In addition to being tied for the home run lead, Gentry is the Storm Chasers team leader in runs batted in (55), doubles (22), extra-base hits (34) and total bases (138) ... he ranks 2nd on the team in hits (81), runs scored (46) and walks (50).

HELLO, MY NAME IS

To date, 62 different players have appeared in a game for the Storm Chasers and possibly two more are expected to debut with the club this week.
On Sunday, the Royals acquired LHP **Taylor Hearn** from the Atlanta Braves in exchange for INF **Nicky Lopez** and assigned Hearn to Omaha.
On Monday, the Royals acquired OF **Nelson Velázquez** from the Chicago Cubs in exchange for RHP **Jose Cuas** and assigned Velázquez to Omaha.

AT A GLANCE

RECENT (W1)

Last 5 Games 4-1
Last 10 Games 7-3
Last 20 Games 10-10

SPLIT SEASON

1st Half 38-34
2nd Half 12-14

HOME/AWAY

Home Games 24-28
Away Games 26-20

TIME OF DAY

Night Games 33-36
Day Games 17-12

MONTH

March 1-0
April 9-15
May 12-14
June 17-7
July 11-12
August
September

OPPONENT

vs. Columbus 10-2
vs. Gwinnett 2-9
vs. Indianapolis 9-2
vs. Iowa 4-6
vs. Louisville 2-4
vs. Memphis 2-4
vs. Nashville 2-4
vs. Rochester 4-2
vs. Scranton/WB 3-3
vs. St. Paul 6-6
vs. Toledo 6-6

DAY OF THE WEEK

on Monday 0-1
on Tuesday 5-10
on Wednesday 6-10
on Thursday 8-8
on Friday 14-4
on Saturday 7-8
on Sunday 10-5

LAST WEEK'S SERIES

Record 4-2
Batting Average (.230)
Runs/Per Game 29/4.8
Home Runs 10
ERA 5.19 (30 ER / 52.0 IP)
Strikeouts (K/9) 53 (9.2)
Saves/Opportunities 3/3

QUICK FACTS

Founded.....	2011 (1969-2010: Omaha Royals)
Colors.....	Royal Blue, Twister Gold, Blackout Black
League.....	International League (Since 2021)
Ownership.....	Alliance Baseball Omaha LLC
General Manager.....	Laurie Schlender (4th Year)
Home Ballpark (Capacity).....	Werner Park (9,023, 6,254 fixed seats)
Dimensions.....	LF- 310 CF- 402 RF- 315

ACTIVE ROSTER BREAKDOWN

Age 23.....	2	Native of Cuba.....	1
Age 24.....	5	Native of Dominican Republic.....	1
Age 25.....	5	Native of United States.....	20
Age 26.....	6	Native of Venezuela.....	5
Age 27.....	5	Acquired by Royals via Free Agency.....	8
Age 28.....	2	(International).....	2
Age 29.....	1	(Minor League).....	3
Age 30.....	0	(Undrafted).....	3
Age 31.....	0	Acquired by Royals via Trade.....	6
Age 32.....	1	Acquired by Royals via First Year Player Draft.....	13
Age 33.....	0	(High School).....	0
Age 34.....	1	(Rounds 1-5).....	7
Average Age.....	25 Years 351 Days	(2017 Draft).....	2
Median Age.....	26	(2nd Year/College).....	0
		(Rounds 6-10).....	3
		(2018 Draft).....	3
		(3rd Year/College).....	11
		(Rounds 11-20).....	1
		(2019 Draft).....	4
		(4th+ Year/College).....	2
		(Rounds 21-40).....	2
		(2020 Draft).....	4

PRO-NUN-SEE-AY-SHUNS

PLAYERS

2 RYAN GOINS.....	(GO-ins)
6 CLAY DUNGAN.....	(duhn-ginn)
11 ADEINY HECHAVARRIA.....	(ah-DAY-nee etch-ah-vah-RIA)
17 ANGELO CASTELLANO.....	(kass-tay-AH-noh)
22 JERMAINE PALACIOS.....	(pah-LAH-see-ohs)
25 COLE RAGANS.....	(ray-gins)
31 JONATHAN BOWLAN.....	(boh-lin)
37 JACKSON KOWAR.....	(coh-wahr)
55 JONAH DIPOTO.....	(dih-POH-to)
56 ANTHONY VENEZIANO.....	(va-nee-ee-ah-no)
60 JOSÉ BRICEÑO.....	(bee-SEN-yo)

COACHES

















23 MIKE JIRSCHLE.....	(jursh-LEE)
33 DAVID NOWORYTA.....	(Nova-REE-tah)
52 BIJAN RADEMACHER.....	(bee-ZHON RAH-de-moch-err)

UNIFORM RECORDS

STANDARD UNIFORMS

 Blue Vortex (7-12) Home: 7-12 Road: 0-0	 Blue O-Bolt (31-22) Home: 5-2 Road: 26-20	 Powder SC (7-6) Home: 7-6 Road: 0-0	 Powder O (3-0) Home: 3-0 Road: 0-0
 Home White (6-11) Home: 6-11 Road: 0-0	 Road Grey (12-9) Home: 0-0 Road: 12-9	 Blue O-Bolt (19-13) Home: 5-2 Road: 14-11	 Powder Blue (7-6) Home: 7-6 Road: 0-0

SPECIALTY/THEME NIGHTS (3-6)

 Black O-Bolt (0-4) Home: 0-4 Road: 0-0	 Patriotic (0-2) Home: 0-1 Road: 0-1	 Runzas (0-0) Home: 0-1 Road: 0-0	 Cattlemen (0-1) Home: 0-1 Road: 0-0
 Rockets (0-0) Home: 1-0 Road: 0-0	 Marvel (0-0) Home: 1-0 Road: 0-0	 Throwback (0-0) Home: 0-0 Road: 0-0	 Corn (0-0) Home: 0-0 Road: 0-0
 Community (0-4) Home: 0-4 Road: 0-0	 Star Wars (1-0) Home: 1-0 Road: 0-0	 Patriotic (0-2) Home: 0-2 Road: 0-0	 Runzas (0-1) Home: 0-1 Road: 0-0
 Cattlemen (0-1) Home: 0-1 Road: 0-0	 Rockets (1-0) Home: 1-0 Road: 0-0	 Marvel (1-0) Home: 1-0 Road: 0-0	 Throwback (0-0) Home: 0-0 Road: 0-0

RECENT TRANSACTIONS

2023 BREAKING ROSTER

Pitchers (15): RHP Max Castillo, LHP Austin Cox, RHP Jonathan Heasley, RHP Jackson Kowar, RHP Brooks Kriske, LHP Marcelo Martinez, RHP Mike Mayers, RHP Andrés Núñez, LHP Drew Parrish, LHP Evan Sisk, RHP Collin Snider, RHP Josh Staumont, LHP Josh Taylor, RHP Ryan Weiss, RHP Nick Wittgren

Catchers (3): Freddy Fermin, Logan Porter, Jakson Reetz

Infielders (6): CJ Alexander, Angelo Castellano, Maikel Garcia, Nick Loftin, Nick Pratto, Samad Taylor

Outfielders (3): Dairon Blanco, Tucker Bradley, Brewer Hicklen

62 DIFFERENT PLAYERS HAVE APPEARED IN A GAME FOR OMAHA IN 2023 (28 HITTERS, 34 PITCHERS)

86. 6/23	INF Paxton Wallace transferred to Omaha from Quad Cities (A+)
87. 6/24	LHP Ryan Yarbrough sent on a rehab assignment to Omaha
88.	RHP Jackson Kowar optioned to Omaha
89.	RHP James McArthur recalled by KANSAS CITY from Omaha
90. 6/26	OF Nate Eaton optioned to Omaha
91. 6/27	RHP Daniel Mengden released
92.	RHP Andrés Núñez traded to Boston Red Sox
93.	OF Kyle Isbel returned to KANSAS CITY from rehab assignment
94. 6/28	LHP Angel Zerpa 's rehab assignment transferred to Omaha
95.	RHP Brad Keller sent on a rehab assignment to Omaha
96.	LHP Marcelo Martinez released
97. 6/30	RHP Alec Marsh recalled by KANSAS CITY from Omaha
98.	RHP James McArthur optioned to Omaha
99.	INF Michael Massey sent on a rehab assignment to Omaha
100.	LHP Amir Garrett returned to KANSAS CITY from rehab assignment
101. 7/1	LHP Cole Ragans acquired in a trade with TEXAS and optioned to Omaha
102.	RHP Brooks Kriske optioned to Omaha
103.	RHP Collin Snider recalled by KANSAS CITY from Omaha
104. 7/4	INF Michael Massey returned to KANSAS CITY from rehab assignment
105.	RHP Jonathan Heasley recalled by KANSAS CITY from Omaha
106.	LHP Austin Cox optioned to Omaha
107.	INF Samad Taylor optioned to Omaha
108. 7/5	RHP Dylan Coleman recalled by KANSAS CITY from Omaha
109. 7/9	INF Samad Taylor recalled by KANSAS CITY from Omaha

110.	LHP Ryan Yarbrough returned to KANSAS CITY from rehab assignment
111. 7/12	RHP Mike Mayers traded to Chicago White Sox
112.	RHP Steven Cruz transferred to Omaha from NW Arkansas (AA)
113.	INF Paxton Wallace transferred to Quad Cities (A+) from Omaha
114. 7/14	INF Nick Loftin activated from the 7-Day Injured List
115.	INF CJ Alexander activated from the 7-Day Injured List
116.	LHP Angel Zerpa returned from rehab assignment and optioned to Omaha
117. 7/15	LHP Cole Ragans recalled by KANSAS CITY from Omaha
118. 7/16	LHP Cole Ragans optioned to Omaha
119.	RHP Max Castillo recalled by KANSAS CITY from Omaha
120.	LHP Emilio Marquez transferred to Omaha from Quad Cities (A+)
121.	RHP Brooks Kriske placed on the temporarily inactive list.
122.	RHP Collin Snider optioned to Omaha
123. 7/18	LHP Emilio Marquez transferred to Quad Cities (A+) from Omaha
124.	INF Samad Taylor optioned to Omaha
125. 7/19	INF Matt Beaty sent on a rehab assignment to Omaha
126.	LHP Austin Cox recalled by KANSAS CITY from Omaha
127. 7/20	RHP Max Castillo optioned to Omaha
128. 7/27	RHP Brad Keller returned to KANSAS CITY from rehab assignment
129. 7/28	INF Samad Taylor recalled by KANSAS CITY from Omaha
131. 7/30	LHP Taylor Hearn acquired in a trade with TEXAS and optioned to Omaha
131. 7/31	OF Nelson Velázquez acquired in a trade with CHICAGO (NL) and optioned to Omaha
132. 8/1	INF Matt Beaty returned to KANSAS CITY from rehab assignment
133.	LHP Angel Zerpa recalled by KANSAS CITY from Omaha



MANAGER: MIKE JIRSCHLE • #23

- Mike Jirschele returns for his 15th season as Omaha's manager, his 18th season managing in Minor League Baseball and 32nd season overall with the Royals organization, named to the position of Storm Chasers manager on January 13, 2023, after previously managing Triple-A Omaha from 1995-97 and 2003-13.
- Jirschele served on the Kansas City Royals coaching staff as the Third Base Coach from 2014-19 and won the World Series in 2015. Jirschele most recently served as the bench coach under manager Chris Witheridge during the 2022 season with the Double-A Northwest Arkansas Naturals. He spent the 2021 season as Witheridge's bench coach for the High-A Central champion Quad Cities River Bandits and served as Special Assistant to the General Manager in 2020.
- In his second stint as Omaha's manager, over 11 years from 2003 to 2013, he led the team to four division titles, three consecutive trips to the Pacific Coast League Championship Series (2011-2013), two PCL titles (2011, 2013) and the team's first of two Triple-A National Championships in 2013.
- He earned the 2011 Mike Coolbaugh Award for *outstanding baseball work ethic, knowledge of the game and skill in mentoring young players on the field* and he is a four-time recipient of the Dick Howser Award (1992, 1994, 2005, 2011), recognizing outstanding work in player development within the Royals organization.
- Prior to his time with Omaha and Kansas City, he served as the Royals Minor League Infield Coordinator for four years, from 1998-2002, and he held managerial positions with Wilmington (1994), Rockford (1993) and the Gulf Coast Royals (1992).
- He appeared 999 games in the Minor Leagues across 13 years, between 1977 and 1990, including 22 games with the Omaha Royals between 1988 and 1989.



PITCHING COACH: DANE JOHNSON • #59

- Dane Johnson enters his fourth year in the Royals organization and as the Storm Chasers pitching coach, after joining Kansas City ahead of the 2020 season. 2023 marks his 24th season coaching overall.
- He previously spent one season in the Miami Marlins organization (2019) as a Pitching Consultant and 19 seasons with the Toronto Blue Jays as a Minor League Pitching Coach from 2000-03, Pitching Coordinator from 2004-14 and Major League Bullpen Coach from 2015-18.
- Prior to entering coaching, spent 15 years as a player, including over 280 games in the Minor Leagues and parts of three seasons in the Majors with the Chicago White Sox (1994), Blue Jays (1996) and Oakland Athletics (1997), also playing two seasons (1990-1991) in the Chinese Professional Baseball League.
- Johnson and his wife, Gina, reside in Palm Harbor, Florida. They have two children: a daughter, Madison (31), and son, Cobi (27).



HITTING COACH: BIJAN RADEMACHER • #52

- Bijan Rademacher (*bi-ZHON RAH-de-moch-err*) joins the Royals as the Omaha Storm Chasers Hitting Coach this year after spending the last two years with the Arizona Diamondbacks as their Minor League Hitting Coordinator (2021) and ACL Hitting Coach (2022).
- Prior to coaching, he spent eight years playing professionally (2012-2019), spanning seven seasons in the Chicago Cubs organization (2012-18) and slashed .280/.361/.402 over 702 career MiLB games, reaching as high as Triple-A. He also played one season in independent baseball (2019) with the New Britain Bees in the Atlantic League, in addition to an offseason in the Mexican Pacific Winter League.
- Over 243 career Triple-A games with the Iowa Cubs, he played 11 games at Werner Park and was a .378 hitter (14-for-37) with one homer and 5 runs batted in while playing in Omaha.
- Rademacher lives in Tempe, Arizona with his wife Melissa.



BENCH COACH: DAVID NOWORYTA • #33 (3RD BASE COACH)

- David Noworyta (*Nova-REE-tah*) enters his second year in the Royals organization and first as Omaha's Bench Coach, after making his coaching debut in 2022 as the Assistant Hitting Coach for the River Bandits Kansas City's High-A affiliate.
- Prior to coaching, he spent four years playing professionally (2018-21), including three minor league seasons in the Detroit Tigers organization (2018-20), and one with the Independent Pioneer League's Billings Mustangs in 2021. Before signing with Detroit in 2018, Noworyta graduated from the University of Hawaii with a bachelor's degree in communications and journalism, and played in parts of three seasons for their baseball team.
- Noworyta attended Holy Cross Academy (N.J.), where he played baseball and basketball, and was selected by the Royals in the 37th round of the 2014 MLB Draft. He resides in Hainesport, N.J. in the offseason.



CERTIFIED ATHLETIC TRAINER: JAMES STONE

- James Stone is entering his fifth season as the Certified Athletic Trainer for the Storm Chasers after serving the previous seven seasons with the Wilmington Blue Rocks (Royals High-A), including the 2015 season, in which he was named Carolina League Athletic Trainer of the Year.
- He joined the Kansas City organization in 2010 as the athletic trainer for the Class-A Burlington Bees. He came to the Royals after spending one season with the Central Valley Coyotes (Fresno, California) in Arena Football 2.
- Stone worked three seasons in the Florida Marlins organization, with stops in Jupiter (2008), Greensboro (2007) and Jamestown (2006), winning New York-Penn League Trainer of the Year honors in 2006.
- He was the Strength and Conditioning Coach for the Baltimore Orioles Class-A affiliate, the Delmarva Shorebirds, in 2005.
- Stone graduated with a bachelor's of science in kinesiology from Cal State-Northridge. He resides in Simi Valley, California with his dog, Ozzie.



STRENGTH & CONDITIONING COACH: YANNICK PLANTE

- Yannick Plante is entering his third season as the Strength & Conditioning Coach for the Storm Chasers, after being slated to serve in that role with Northwest Arkansas in 2020.
- He began with the Kansas City Organization in 2019 as the athletic trainer for the Burlington Royals (Advanced Rookie, Appalachian League). He was then a staff member of the Surprise Saguaros of the Arizona Fall League in the fall of 2019.
- Plante has a master's degree in kinesiology from the University of Calgary and a bachelor's degree in human kinetics with specialization in biophysics from the University of Ottawa. He currently lives in Ottawa, Ontario.



TONY MEDINA
MINOR LEAGUE/LATIN AMERICA
MEDICAL COORDINATOR



BEN NICHOLAS
PLAYER DEVELOPMENT TRAINEE



JEREMY OWENS
PLAYER DEVELOPMENT TRAINEE

Evan Sisk - Pitching - Stat Splits - 2023 - Regular Season

Split	Team	W	L	ERA	G	GS	CG	SHO	SV	IP	H	R	ER	HR	HB	BB	IBB	SO	WHIP	AVG	AB	WP	BK	GIDP	TBF	NP-S
Home Games	OMA	1	1	6.87	19	1	0	0	0	18.1	18	17	14	0	1	18	0	15	1.96	.269	67	3	0	3	90	370 - 209
Away Games	OMA	1	2	4.79	20	0	0	0	0	20.2	20	15	11	2	1	14	0	25	1.65	.253	79	1	0	3	95	400 - 239
Day Games	OMA	1	0	4.40	11	0	0	0	0	14.1	13	7	7	0	1	11	0	15	1.67	.260	50	3	0	4	63	254 - 148
Night Games	OMA	1	3	6.57	28	1	0	0	0	24.2	25	25	18	2	1	21	0	25	1.86	.260	96	1	0	2	122	516 - 300
On Grass	OMA	2	3	5.77	39	1	0	0	0	39.0	38	32	25	2	2	32	0	40	1.79	.260	146	4	0	6	185	770 - 448
March	OMA	0	0	9.00	1	0	0	0	0	1.0	1	1	1	0	0	1	0	0	2.00	.333	3	0	0	1	4	13 - 5
April	OMA	0	2	5.40	10	0	0	0	0	10.0	14	11	6	1	2	6	0	12	2.00	.341	41	1	0	2	52	209 - 120
May	OMA	1	0	3.27	9	0	0	0	0	11.0	7	6	4	0	0	7	0	10	1.27	.175	40	2	0	0	48	204 - 121
June	OMA	1	0	10.00	10	0	0	0	0	9.0	11	10	10	0	0	10	0	8	2.33	.306	36	1	0	2	46	185 - 108
July	OMA	0	1	4.50	9	1	0	0	0	8.0	5	4	4	1	0	8	0	10	1.63	.192	26	0	0	1	35	159 - 94
On Tuesdays	OMA	0	0	10.80	6	0	0	0	0	5.0	6	6	6	0	0	4	0	4	2.00	.316	19	2	0	0	25	99 - 61
On Wednesdays	OMA	1	0	8.10	6	0	0	0	0	6.2	7	6	6	0	0	7	0	7	2.10	.304	23	0	0	2	31	127 - 70
On Thursdays	OMA	0	1	8.59	10	0	0	0	0	7.1	7	9	7	1	0	11	0	8	2.45	.233	30	0	0	0	41	190 - 105
On Fridays	OMA	0	1	6.75	4	0	0	0	0	4.0	5	7	3	1	1	3	0	6	2.00	.294	17	0	0	1	22	83 - 46
On Saturdays	OMA	1	1	2.08	7	0	0	0	0	8.2	7	3	2	0	1	2	0	6	1.04	.219	32	1	0	1	36	142 - 90
On Sundays	OMA	0	0	1.23	6	1	0	0	0	7.1	6	1	1	0	0	5	0	9	1.50	.240	25	1	0	2	30	129 - 76
In games following a win	OMA	2	0	3.74	19	1	0	0	0	21.2	19	9	9	0	1	13	0	17	1.48	.250	76	3	0	5	92	379 - 232
In games following a loss	OMA	0	3	7.63	17	0	0	0	0	15.1	16	20	13	2	1	17	0	23	2.15	.254	63	1	0	0	83	355 - 198
Starter	OMA	0	0	4.50	1	1	0	0	0	2.0	2	1	1	0	0	3	0	1	2.50	.333	6	0	0	1	9	44 - 23
Reliever	OMA	2	3	5.84	38	0	0	0	0	37.0	36	31	24	2	2	29	0	39	1.76	.257	140	4	0	5	176	726 - 425

Evan Sisk - Opposing Hitting - Stat Splits - 2023 - Regular Season

Split	Team	AVG	G	AB	R	H	2B	3B	HR	RBI	BB	IBB	SO	SB	CS	OBP	SLG	OPS	HBP	SAC	SF	GIDP
vs Left	OMA	.206	38	68		14	1	0	0	8	11	0	25			.309	.221	.530	0	0	2	2
vs Right	OMA	.308	35	78		24	2	0	2	20	21	0	15			.456	.410	.866	2	1	2	4
Team is ahead	OMA	.263	17	57		15	1	0	1	8	11	0	17			.391	.333	.724	1	0	0	3
Team is behind	OMA	.275	20	69		19	1	0	1	18	17	0	19			.407	.333	.740	1	0	4	2
Score is tied	OMA	.200	8	20		4	1	0	0	2	4	0	4			.333	.250	.583	0	1	0	1
Batting First	OMA	.188	21	16		3	0	0	0	3	3	0	6			.286	.188	.474	0	0	2	1
Batting Second	OMA	.381	26	21		8	1	0	0	4	4	0	3			.480	.429	.909	0	1	0	2
Batting Third	OMA	.333	23	21		7	0	0	0	3	1	0	6			.391	.333	.724	1	0	0	2
Batting Fourth	OMA	.235	19	17		4	1	0	0	2	2	0	5			.316	.294	.610	0	0	0	1
Batting Fifth	OMA	.200	22	15		3	1	0	0	1	7	0	4			.455	.267	.722	0	0	0	0
Batting Sixth	OMA	.105	22	19		2	0	0	0	1	3	0	9			.227	.105	.332	0	0	0	0
Batting Seventh	OMA	.214	19	14		3	0	0	0	5	4	0	3			.350	.214	.564	0	0	2	0
Batting Eighth	OMA	.500	16	12		6	0	0	1	3	4	0	2			.625	.750	1.375	0	0	0	0
Batting Ninth	OMA	.182	16	11		2	0	0	1	6	4	0	2			.438	.455	.893	1	0	0	0
Leading Off	OMA	.321	29	28		9	1	0	0	0	8	0	5			.472	.357	.829	0	0	0	0
First Inning	OMA	.500	1	2	1	1	1	0	0	1	2	0	0	0	1	.750	1.000	1.750	0	0	0	1
Second Inning	OMA	.250	1	4	0	1	0	0	0	0	1	0	1	0	0	.400	.250	.650	0	0	0	0
Fourth Inning	OMA	.333	1	3	3	1	0	0	1	5	2	0	1	0	0	.600	1.333	1.933	0	0	0	0
Fifth Inning	OMA	.167	2	6	2	1	0	0	0	0	2	0	1	2	0	.375	.167	.542	0	0	0	0
Sixth Inning	OMA	.360	8	25	13	9	1	0	1	11	5	0	9	0	0	.438	.520	.958	0	0	2	0
Seventh Inning	OMA	.121	12	33	1	4	1	0	0	0	5	0	12	0	0	.256	.152	.408	1	0	0	1
Eighth Inning	OMA	.211	16	38	8	8	0	0	0	5	11	0	9	0	0	.380	.211	.591	0	1	1	1
Ninth Inning	OMA	.364	10	33	3	12	0	0	0	5	4	0	7	0	0	.436	.364	.800	1	0	1	3
Extra Innings	OMA	.500	1	2	1	1	0	0	0	1	0	0	0	0	0	.500	.500	1.000	0	0	0	0
Bases Empty	OMA	.254	31	59		15	1	0	0	0	15	0	16			.405	.271	.676	0	0	0	0
Runner at 1st	OMA	.188	25	32		6	0	0	1	2	6	0	7			.350	.281	.631	2	1	0	2
Runner at 2nd	OMA	.429	12	7		3	1	0	0	2	5	0	1			.667	.571	1.238	0	0	0	0
Runner at 3rd	OMA	.750	4	4		3	1	0	0	3	0	0	0			.750	1.000	1.750	0	0	0	0
Runners at 1st & 2nd	OMA	.208	19	24		5	0	0	0	4	3	0	10			.296	.208	.504	0	0	0	3
Runners at 1st & 3rd	OMA	.000	7	6		0	0	0	0	2	0	0	3			.000	.000	.000	0	0	2	0
Runners at 2nd & 3rd	OMA	.333	7	6		2	0	0	0	3	1	0	2			.375	.333	.708	0	0	1	0
Bases Loaded	OMA	.500	8	8		4	0	0	1	12	2	0	1			.545	.875	1.420	0	0	1	1
Runners On	OMA	.264	35	87		23	2	0	2	28	17	0	24			.382	.356	.738	2	1	4	6
Scoring Position	OMA	.309	30	55		17	2	0	1	26	11	0	17			.400	.400	.800	0	0	4	4
No Outs	OMA	.294	30	51		15	1	0	0	6	16	0	14			.478	.314	.792	2	1	0	5
One Out	OMA	.283	33	46		13	0	0	2	15	12	0	12			.403	.413	.816	0	0	4	1
Two Outs	OMA	.204	33	49		10	2	0	0	7	4	0	14			.264	.245	.509	0	0	0	0
Late / Close	OMA	.240	12	25		6	1	0	0	3	5	0	6			.355	.280	.635	0	1	1	0
Ahead in Count	OMA	.218	36	55		12	2	0	1	6	0	0	20			.214	.309	.523	0	0	1	1
Behind in Count	OMA	.424	37	33		14	1	0	0	10	32	0	0			.701	.455	1.156	1	1	1	2
0-0 Count	OMA	.375	39	8		3	0	0	0	2	0	0	0			.444	.375	.819	1	0	0	2
0-1 Count	OMA	.438	35	16		7	2	0	0	1	0	0	0			.438	.563	1.001	0	0	0	0
0-2 Count	OMA	.067	23	15		1	0	0	0	0	0	0	10			.067	.067	.134	0	0	0	0
1-0 Count	OMA	.429	37	7		3	0	0	0	1	0	0	0			.429	.429	.858	0	1	0	1
1-1 Count	OMA	.429	34	14		6	0	0	1	7	0	0	0			.429	.643	1.072	0	0	0	1
1-2 Count	OMA	.167	33	24		4	0	0	1	5	0	0	10			.160	.292	.452	0	0	1	1
2-0 Count	OMA	.000	24	2		0	0	0	0	0	0	0	0			.000	.000	.000	0	0	0	0
2-1 Count	OMA	.417	28	12		5	0	0	0	2	0	0	0			.417	.417	.834	0	0	0	1
2-2 Count	OMA	.083	30	36		3	0	0	0	3	0	0	20			.079	.083	.162	0	0	2	0
3-0 Count	OMA	.000	12	0		0	0	0	0	0	6	0	0			1.000	.000	1.000	0	0	0	0
3-1 Count	OMA	.200	21	5		1	0	0	0	0	12	0	0			.765	.200	.965	0	0	0	0
3-2 Count	OMA	.714	18	7		5	1	0	0	7	14	0	0			.870	.857	1.727	1	0	1	0
Pitcher	OMA	.260	39	146		38	3	0	2	28	32	0	40			.391	.322	.713	2	1	4	6



#47 EVAN SISK

LEFT-HANDED PITCHER

BORN: April 23, 1997 in Pineville, North Carolina (Age 26)

HOMETOWN: Chester, South Carolina

RESIDES: Chester, South Carolina

HEIGHT/WEIGHT: 6'2" / 195 LBS

TRADED: January 24, 2023 – from Minnesota to Kansas City with RHP Steven Cruz for CF Michael A. Taylor

DRAFTED: 2018 MLB Draft – Round 16 (483RD Overall) by St. Louis

COLLEGE: College of Charleston (Charleston, South Carolina)

HIGH SCHOOL: Lewisville High School (Chester County, South Carolina)

SEASON WITH STORM CHASERS: 1st Season

SCOUTING REPORT (SNK, SL, 4SFB, CH)

SINKER: Sits 90-93 mph, averages 91.4 ... Season usage: 48%

SLIDER: Sits 78-80 mph, averages 79.1 ... Season usage: 32% ... Responsible for 70% of his strikeouts (28 of 40)

4-SEAM FASTBALL: Sits 88-91 mph, averages 89.8 ... Season usage: 12%

CHANGEUP: Sits 82-86 mph, averages 84.1 ... Season usage: 9%

LAST OUTING: SUNDAY, JULY 30 @ COLUMBUS

In his second appearance against the Clippers in the series, threw a 1-2-3 7th inning on just 10 pitches, with a pair of strikeouts ... just his 6th 1-2-3 inning of the season ... his 9th outing in 2023 retiring every batter faced, 12th outing without a hit, 25th scoreless appearance.

2023 SEASON

- Leads the Storm Chasers and all Royals minor league pitchers with 39 games pitched (1 start) ... ranks tied 5th in the International League in appearances ... has pitched at least twice in 16 of 18 series Omaha has played this year.
- Among Royals minor leaguers (min. 30.0 IP), has the 2nd-lowest K/BB (1.25), the 3rd-highest BB/9 (7.38) and the 4th-highest WHIP (1.79).
- Went six straight games (9.0 IP) without allowing a run, between May 4 and 23, tied for Omaha's 3rd-longest scoreless streak this year by innings, the team's 4th-longest by games pitched ... after allowing a 4R in 0.1 IP on May 2, did not allow an earned run the rest of the month.
- Made his 2nd career **7/16 vs. Indianapolis**, pitched 2.0 innings and allowed one run, tied a season-high with 3 walks with a season-high 44 pitches, facing the lineup once through.
- Has six appearances of 2.0 innings or more, but also 18 appearances that have lasted less than 1.0 inning.

CAREER NOTES

- 2022**
- Split his first full season in the Twins organization between the Wichita Wind Surge (AA) and St. Paul Saints (AAA), earning Minnesota MiLB.com Organization All-Star honors as a relief pitcher ... between the two levels, posted a 1.57 ERA (11 ER in 63.0 IP) with 76 strikeouts against 29 walks (10.86 K/9 and 2.62 K/BB) across 50 games with Wichita and St. Paul.
 - Held left-handed batters to a .085 batting average (9-for-106), compared to a .236 average (26-for-110) vs. righties ... overall, held opposing hitters to a .162 average (35-for-216).
 - Opened the season with eight straight scoreless appearances (11.1 IP) for Wichita, not allowing his first earned run until May 8 vs. Tulsa (LAD) ... at the time of his promotion to Triple-A, had allowed just three earned runs in 28.1 innings (0.93 ERA) with the Wind Surge, with 16 of his 19 outings in Double-A being scoreless.
 - Promoted to Triple-A on June 13 and finished the year 2nd on St. Paul's staff in games pitched (31), despite starting season in Double-A and ranked 3rd on staff with an 11.2 K/9 (min. 25.0 IP) ... across his final 20 outings of the season, allowed just 4 earned runs in 22.2 innings (1.59 ERA) from July 30-Sept. 27.
 - Traded to Kansas City from Minnesota with RHP Steven Cruz on January 23, 2023, in exchange for Michael A. Taylor.
- 2021**
- Began the season in the Cardinals organization, but acquired by Minnesota via trade on July 30 along with RHP John Gant, in exchange for LHP J.A. Happ ... split the year between Peoria (A+), Springfield (AA) and Wichita (AA), combining to pitch in 39 games with a 3-1 record and 3.91 ERA (23 ER in 53.0 IP), striking out 69 with 35 walks.
 - Pitched 10 games in High-A for the Chiefs before earning his first promotion to Double-A on June 9 ... allowed fewer than two earned runs in 14 of 16 games with the Cardinals, including 10 of his first 14 appearances before being traded.
 - Stayed in the Texas League after being traded to the Twins and pitched twice against Springfield once he joined Wichita, totaling 4.0 innings against the Cardinals between outings on August 17 and 20, including tying a career-high with five strikeouts over 2.2 scoreless frames on 8/20 @ Springfield.
 - Upon the conclusion of the Minor League season, was assigned to the Scottsdale Scorpions in the Arizona Fall League and pitched in 10 games, striking out 14 in 10.2 innings of work (11.8 K/9).
- 2019**
- Spent the entire season with the Peoria Chiefs (A) and tied for the team lead with 41 games pitched, which also ranked tied for 7th in Midwest League ... exclusively pitching out of the bullpen, 25 of his 41 appearances lasted longer than 1.0 inning ... tied a career-high with 3.0 innings pitched on May 14 vs. Beloit (OAK).
 - Once again, left-handed hitters struggled against him, hitting just .214 (15-for-70) with a .595 OPS, compared to right-handers, who hit .280 (44-for-157), with a .748 OPS.
- 2018**
- After being drafted by St. Louis in the 16th round, began his professional career with the Johnson City Cardinals (R) and pitched to a 1.76 ERA (6 ER in 30.2 IP) 35 strikeouts (10.3 K/9) and just one home run allowed ... Tied for the Appalachian League lead with four holds and 5th in fewest baserunners allowed per 9 innings (10.08) ... converted five saves in five opportunities as the team leader in saves.
 - 15 of his 20 appearances with the Cardinals were scoreless outings and allowed more than one earned run just once.
 - Held left-handed hitters to just two hits in 27 at-bats (.074 average) and a .367 OPS, compared to righties, who hit .256 (21-for-82) off him with a .615 OPS.
 - Made the first start of his pro career in his third career game on July 4 @ Bristol (PIT) ... pitched 3.0 scoreless innings with two strikeouts in an eventual 11-2 win.

- COLLEGE: COLLEGE OF CHARLESTON (2016-18)**
- Attended the College of Charleston from 2016-18, going 16-7 with a 3.69 ERA (84 ER in 204.2 IP) with 70 walks and 162 strikeouts in 47 games (32 starts) with the Cougars ... was teammates with Twins pitcher Bailey Ober in 2016-17.
 - JUNIOR (2018):** Named a preseason All-CAA Honorable Mention, All-CAA Second Team selection for the second consecutive year and College Baseball Foundation National Pitcher of the Year Watch List ... appeared in 15 games (all starts) with a team-high 11 quality starts ... compiled a 10-3 record with a 2.96 earned run average and 78 strikeouts in 91.1 innings, while holding opposing batters to a .222 batting average ... led the CAA and ranked tied for 7th in NCAA Division 1 in wins (10), ranked 67th in the nation in WHIP (1.07).

MISCELLANEOUS

- Full name is Samuel Evan Sisk
- 2015:** Graduated from Lewisville HS in Richburg, South Carolina, where he was named all-state as a sophomore, junior and senior and won a state championship in basketball as a sophomore ... in his final regular season home game as a senior, pitched a no-hitter against Great Falls High School, striking out 12 batters ... also combined with two other pitchers to toss no-hitter against North Central High School his senior season, starting the game and struck out five of the first nine batters in three innings of work.

CAREER PITCHING

SEASON TEAM		W	L	ERA	G	GS	CG	SHO	SV	SVO	IP	H	R	ER	HR	HB	BB	IBB	SO	WHIP	AVG	AB	WP	BK	GIDP	TBF	NP-S	
2018	Johnson City (R)	0	0	1.76	20	1	0	0	5	5	30.2	23	6	6	1	1	12	1	35	1.14	.211	109	1	0	4	122	482 - 296	
2019	Peoria (A)	3	6	3.25	41	0	0	0	5	8	61.0	59	27	22	3	5	26	1	56	1.39	.260	227	5	0	8	262	1043 - 647	
2020		Did not pitch (No Minor League season)																										
2021	Peoria (A+)	0	0	2.84	10	0	0	0	0	3	12.2	13	11	4	0	2	8	0	18	1.66	.250	52	3	0	0	62	263 - 156	
	Springfield (AA)	2	0	3.60	16	0	0	0	1	3	20.0	19	12	8	2	5	12	1	28	1.55	.244	78	1	0	0	96	394 - 246	
	Wichita (AA)	1	1	4.87	13	0	0	0	0	0	1	20.1	22	14	11	2	1	15	0	23	1.82	.265	83	2	0	1	100	410 - 240
2022	Wichita (AA)	3	0	0.95	19	0	0	0	1	2	28.1	16	3	3	2	0	11	0	33	0.95	.160	100	4	0	1	111	469 - 300	
	St. Paul (AAA)	2	1	2.08	31	0	0	0	0	1	34.2	19	11	8	0	4	18	1	43	1.07	.164	116	2	0	2	144	599 - 365	
2023	Omaha (AAA)	2	3	5.77	39	1	0	0	0	1	39.0	38	32	25	2	2	32	0	40	1.79	.260	146	4	0	6	185	770 - 448	
Minor League Totals (5 Seasons)		13	11	3.17	189	2	0	0	15	24	246.2	209	116	87	12	20	134	4	276	1.39	.229	911	22	0	22	1082	4430 - 2698	

SEASON / CAREER HIGHS

SEASON	CAREER
6/7/2023 @ Indianapolis	2.1
Last: 6/1/2023 vs. Memphis	3 (3x)
Last: 6/1/2023 vs. Memphis	4 (2x)
Last: 6/1/2023 vs. Memphis	4 (2x)
Last: 7/6/2023 @ Gwinnett	1 (2x)
Last: 7/16/2023 vs. Indianapolis	3 (3x)
4/14/2023 @ Iowa	4
4/14/2023 @ Iowa	10
7/16/2023 vs. Indianapolis	44
5/4/2023 to 5/25/2023	9.2 IP
INNINGS PITCHED	3.0 (4x) Last: 6/18/2021 @ Wichita
HITS ALLOWED	5 (3x) Last: 8/12/2021 @ Tulsa
RUNS ALLOWED	7 5/29/2021 @ Beloit
EARNED RUNS ALLOWED	4 (3x) Last: 6/1/2023 vs. Memphis
HOME RUNS ALLOWED	2 8/12/2021 @ Tulsa
WALKS ALLOWED	3 (6x) Last: 7/16/2023 vs. Indianapolis
STRIKEOUTS	5 (4x) Last: 8/20/2021 @ Springfield
BATTERS FACED	12 6/18/2021 @ Wichita
PITCHES THROWN	55 8/20/2021 @ Springfield
SCORELESS STREAK	13.0 IP 4/8/2022 to 5/8/2022

2023 RUN SUPPORT (OMAHA STARTS ONLY)

RUNS SCORED	0	1	2	3	4	5	6	7	8	9	10+
GAMES	1										
PLAYER W-L	0-0										
Team W-L	0-1										

2023 GAME-BY-GAME

DATE	OPPONENT	RES	LEFT GAME	DEC	IP	H	R	ER	HR	HB	BB	SO	BF	NP-S
3/31	@ Indianapolis *	W, 8-6	Bottom 8th, losing 5-4	-	1.0	1	1	1	0	0	1	0	4	13 - 5
4/2	@ Indianapolis *	W, 8-3	End 9th, WON 8-3	-	1.0	2	0	0	0	0	0	1	4	17 - 11
4/5	vs. Toledo *	L, 7-6	Top 9th, losing 7-5	-	1.1	2	1	1	0	0	2	3	8	35 - 20
4/8	vs. Toledo *	W, 13-8	End 9th, WON 13-8	-	2.0	1	0	0	0	1	0	0	7	26 - 16
4/11	@ Iowa *	L, 9-6	Middle 8th, losing 9-6	-	0.2	0	0	0	0	0	0	1	2	7 - 5
4/14	@ Iowa *	W, 11-8	Middle 8th, tied 7-7	-	1.2	2	3	2	1	1	1	4	10	41 - 24
4/18	vs. Gwinnett *	L, 4-1	Top 9th, losing 2-1	-	0.2	1	0	0	0	0	0	0	3	11 - 8
4/21	vs. Gwinnett *	L, 7-3	Top 6th, losing 3-1	L	0.2	1	3	0	0	0	0	1	1	5 - 20 - 10
4/23	vs. Gwinnett *	W, 5-3	End 7th, winning 4-3	-	1.0	1	0	0	0	0	1	1	5	16 - 8
4/26	@ Nashville *	L, 5-0	Bottom 8th, losing 5-0	-	0.2	3	3	3	0	0	1	1	6	27 - 14
4/29	@ Nashville *	L, 6-5 (10)	End 10th, LOST 6-5	L	0.1	1	1	0	0	0	0	0	2	9 - 4
5/2	vs. Louisville *	L, 10-2	Top 6th, losing 8-0	-	0.1	3	4	4	0	0	1	0	5	23 - 13
5/4	vs. Louisville *	L, 12-10	End 7th, losing 11-8	-	1.0	0	0	0	0	0	1	0	4	18 - 9
5/6	vs. Louisville *	W, 11-9	End 8th, winning 11-8	W	2.0	0	0	0	0	0	0	1	6	21 - 15
5/11	@ Scranton/WB *	W, 4-3 (11)	Bottom 7th, winning 2-1	-	1.1	1	0	0	0	0	1	2	6	28 - 16
5/14	@ Scranton/WB *	W, 6-3	Middle 7th, winning 3-2	-	1.2	1	0	0	0	0	1	2	7	32 - 20
5/18	vs. Toledo *	W, 9-0	End 6th, winning 3-0	-	1.0	0	0	0	0	0	0	2	3	14 - 9
5/23	@ St. Paul *	W, 6-1	Middle 9th, winning 6-0	-	2.0	1	0	0	0	0	2	2	9	35 - 20
5/25	@ St. Paul *	L, 8-6	Bottom 5th, losing 3-0	-	0.2	0	2	0	0	0	1	0	4	14 - 7
5/27	@ St. Paul *	L, 14-1	Middle 8th, losing 12-1	-	1.0	1	0	0	0	0	0	1	4	19 - 12
6/1	vs. Memphis *	L, 12-8	Top 6th, losing 9-2	-	0.0	3	4	4	0	0	3	0	6	25 - 11
6/3	vs. Memphis *	L, 4-2	Middle 9th, losing 4-2	-	2.0	1	0	0	0	0	0	2	8	28 - 20
6/7	@ Indianapolis *	W, 9-7	End 9th, WON 9-7	W	2.1	1	0	0	0	0	1	2	7	28 - 19
6/9	@ Indianapolis *	W, 6-2	Middle 9th, winning 6-2	-	0.2	1	0	0	0	0	0	1	3	9 - 7
6/10	@ Indianapolis *	W, 9-5	Bottom 9th, winning 9-5	-	0.2	2	2	2	0	0	2	2	6	31 - 17
6/13	vs. Columbus *	W, 6-5	Top 8th, losing 5-4	-	0.1	1	2	2	0	0	1	0	3	12 - 5
6/15	vs. Columbus *	W, 4-2	End 8th, winning 4-2	-	0.1	0	0	0	0	0	0	0	1	6 - 4
6/20	@ Rochester *	L, 5-4	Bottom 8th, losing 5-4	-	1.0	0	0	0	0	0	0	1	3	11 - 10
6/22	@ Rochester *	W, 8-4	End 9th, WON 8-4	-	0.2	1	0	0	0	0	0	0	3	13 - 8
6/28	vs. Iowa *	L, 9-2	End 8th, losing 9-2	-	1.0	1	2	2	0	0	3	0	6	22 - 7
7/2	vs. Iowa [G1] *	W, 11-1 (7)	End 7th, WON 11-1	-	0.2	0	0	0	0	0	0	2	2	10 - 6
7/5	@ Gwinnett *	L, 8-7 (10)	Middle 9th, tied 7-7	-	1.0	0	0	0	0	0	0	1	3	11 - 7
7/6	@ Gwinnett *	L, 9-6	Middle 5th, losing 6-4	L	0.2	1	3	3	1	0	2	1	5	25 - 13
7/16	vs. Indianapolis *	L, 1-4	End 2nd, losing 1-0	-	2.0	2	1	1	0	0	3	1	9	44 - 23
7/19	vs. St. Paul *	L, 9-4	Top 9th, losing 9-2	-	0.1	0	0	0	0	0	0	0	1	4 - 3
7/20	vs. St. Paul *	L, 6-5	End 8th, losing 5-3	-	1.0	0	0	0	0	0	2	2	5	27 - 16
7/22	vs. St. Paul *	W, 8-5	Top 8th, tied 4-4	-	0.2	1	0	0	0	0	0	0	3	8 - 6
7/27	@ Columbus *	W, 5-2	Bottom 9th, winning 5-2	-	0.2	1	0	0	0	0	1	1	4	20 - 12
7/30	@ Columbus *	W, 7-5	Middle 7th, winning 7-2	-	1.0	0	0	0	0	0	0	2	3	10 - 8

* Indicates Relief Appearance

2023 BATTED BALL STATISTICS

BABIP	GB/FB	LD%	GB%	FB%	IFFB%	HR/FB	Pull%	Cent%	Oppo%	SwStr%
.330	2.48	17.9%	58.5%	23.6%	8.0%	8.0%	47.7%	22.5%	29.7%	9.0%

vs. LOUISVILLE IN 2023

||
||
||

PLAYER

QUICK NOTES

CAREER HIGHS

32 CHRISTIAN CHAMBERLAIN

LHP • L/L • 5'10" • 175 lbs • 7/20/1999 (24)
2020 MLB Draft – Round 4 (Oregon State)
Born: Grand Junction, Colorado • Resides: Reno, Nevada

Ranked by Baseball America as the No. 21 Royals prospect

- 2023: Opened the year in NW Arkansas (AA) and made 20 appearances out of the bullpen for the Naturals and went 1-2 with a 1.99 ERA (7 ER in 31.2 IP), and struck out 49 (13.93 K/9) ... 14 of 20 Double-A appearances were scoreless ... promoted to Omaha on 6/20, made Triple-A debut at ROC (1.0 IP, 2 R, 2 K) ... only 6 of 13 Royals games have been scoreless ... among Royals MLB pitchers (min. 30.0 IP), 2nd with 13.92 K/9 and 2nd with 34.4% K/9.
- 2022: After beginning the season with Quad Cities (A+), was assigned to NW Arkansas (AA) on May 31 and finished the season in Double-A ... pitched 33 games between the two levels, among Royals Minor League pitchers with at least 40.0 innings pitched, his 13.22 K/9 and 29.6% K/9 both ranked 3rd-best ... his 19.3% BB% was 2nd-worst.
- 2021: Assigned to Quad Cities (A+) on 5/23 to begin his career in professional baseball and pitched two games out of the bullpen for the River Bandits, going 1-0 with a 4.91 ERA (2 ER in 3.2 IP) with just one walk and six strikeouts, before being placed on the 7-Day Injured List on 6/14, where he remained for the rest of the season.

4SFB (93-96), SL (84.5), CB (80.5), SNK (94.2)

CONSECUTIVE BATTERS RETIRED: 3 (7/30)

SCORELESS STREAK: 2.0 IP (7/28 to 7/30)

Ranked by MLB Pipeline as the No. 27 Royals prospect

- 2023: Traded from Minnesota with Evan Sisk to KC in exchange for Michael A. Taylor on Jan. 24 ... opened the year with NW Arkansas (AA), appeared in 29 games, with a 2.20 ERA (8 ER in 32.2 IP), 9 saves and 42 strikeouts, at the time of his promotion to Triple-A, led the Texas league in saves (9), tied 3rd in games pitched (29) ... did not allow an earned run over his last 14 appearances (16.2 IP) with NWA ... assigned to Omaha on 7/12, threw scoreless inning in debut 7/14 ... fastball averages 97.0 mph, has hit 100mph 4 times this year.
- 2022: Spent the season with Wichita (AA), appeared in 46 games out of the bullpen with a 1-4 record, four saves and a 5.14 ERA (32 ER in 56.0 IP), with 72 strikeouts (11.6 K/9) ... led the Wind Surge staff in games pitched, 2nd in the Texas League ... among Twins MLB pitchers, t-2nd in games pitched, behind Evan Sisk (50), who he was traded with to Kansas City.
- 2021: In his first year of full-season ball, spent most of the year with Fort Myers (A) before ending the year with Cedar Rapids (A+) ... pitched in 28 games (two starts) between the two levels and went 4-2 with a 4.32 ERA (24 ER in 50.0 IP) with a career-high 80 strikeouts (14.4 K/9) with a .189 opponents' batting average (35-for-185).

4SFB (95-98), SL (89.9)

CONSECUTIVE BATTERS RETIRED: 6 (7/25 to 7/29)

SCORELESS STREAK: 2.0 IP (7/25 to 7/29)

55 JONAH DIPOTO

RHP • R/R • 6'1" • 225 lbs • 9/3/1996 (26)
2019 MLB Draft – Round 35 (UC San Diego)
Born: Queens, New York • Resides: San Diego, California

- 2023: For the 2nd straight year, made his spring debut with a scoreless Cactus League inning against his dad's Seattle Mariners, on 2/26 ... opened the regular season with NW Arkansas (AA), pitched 10.1 scoreless innings with 1 ER and 13 K across 7 relief outings ... assigned to Omaha (AAA) on 5/3, has not allowed an earned run in 13 of 22 outings with Omaha, a streak of 6 straight scoreless games from 6/8 to 6/30 with 1 ER in 9.2 IP in June (0.93 ERA).
- 2022: Pitched a scoreless Cactus League inning with a strikeout on 3/29 against his dad's Seattle Mariners ... spent the entire season with NW Arkansas (AA) and led the Naturals with 42 games pitched ... 11.87 K/9 ranked second among Royals minor leaguers (min. 60.0 IP), .212 opponents' batting average and 28.1% K/9 ranked 3rd.
- MISC: Full name is Jonah Seaver Dipoto, after Tom Seaver ... father Jerry Dipoto is currently the President of Baseball Operations for the Seattle Mariners, formerly their GM.

SNK (93-95), SL (81.8), CB (80.3)

CONSECUTIVE BATTERS RETIRED: 3 (7/29)

SCORELESS STREAK: 1.0 IP (7/29)

- 2023: Made Texas' Opening Day roster, but optioned to Triple-A 4/13 and has spent most of the season at Round Rock (AAA), where he had a 3.66 ERA (16 ER in 39.1 IP) with 54 strikeouts (12.4 K/9) in 24 appearances (2 starts) ... DFA'd by Texas 7/19 and acquired by Atlanta on Monday 7/24, and has pitched in 5 MLB games this season, 4 with the Rangers and 1 with the Braves ... acquired by Kansas City 7/19 in exchange for Nicky Lopez, optioned to Omaha.
- 2022: Spent most of the season with Texas, appearing in 31 games (13 starts) over 3 stints ... set MLB career highs in strikeouts (97), starts (13), and wins (6-tied) ... opened the year as part of the Rangers rotation and went 4-5, 6.25 ERA (41 ER in 59.0 IP) over 13 starts, pitched in relief over his final 18 outings of the season, going 2-3 with one save and a 3.51 ERA (16 ER in 41.0 IP) in that span ... had 8 relief outings of 3.0+ SHO IP ... in 3 games 2 starts) with Round Rock (AAA), went 1-0 with a 6.00 ERA (8 ER/12.0 IP) and 20 K.
- 2021: Spent the entire year in the big leagues the Rangers and split time in the bullpen and rotation, going 6-6 with a 4.66 ERA (54 ER in 104.1 IP) in 42 games (11 starts), finished among staff leaders in relief strikeouts (2nd, 55), W (13rd, 6), and G (13rd, 42) ... was one of 2 MLB players to make 30+ relief appearances and 10+ starts in 2021 ... selected as winner of the Richard Durrett Hardest Working Man Award by the DFW chapter of the Baseball Writers' Association of America.

4SFB (94.8), SL (84.9), SNK (93.8), CH (87.6)

CONSECUTIVE BATTERS RETIRED:

SCORELESS STREAK:

Ranked by MLB Pipeline as the No. 18 Royals prospect ... Ranked by Baseball America as the No. 23 Royals prospect

- 2023: Has successfully earned the save in 3 consecutive appearances ... opened the season back with NW Arkansas (AA) and appeared in 21 games out of the bullpen, with a 3.38 ERA (11 ER in 29.1 IP) and 44 strikeouts to 14 walks ... did not allow a run over his final 11.0 IP (6 games) with NWA ... promoted to Omaha on 6/13, made his Triple-A debut on 6/14 vs. COL with 2.0 scoreless IP, 5 K including his first 3 ... fastball averages 97.3, max of 100.7 mph ... threw 0.1 IP in Futures Game on 7/8 in Seattle, 2 BB and took the L.
- 2022: Opened the season on Injured List with shin splints, assigned to NW Arkansas (AA) on May 14, where he spent the entire season ... over 30 outings (3 starts), had a 10.51 ERA (51 ER in 43.2 IP) and 55 strikeouts to 51 walks (1.08 K/BB) ... among Royals Minor League pitchers (min. 40.0 IP), his 11.34 K/9 ranked 6th-best, and 22.0% BB% was last.
- 2021: Began his professional career in Quad Cities (A+), pitching in 36 games out of the bullpen for the River Bandits ... went 7-1 with four saves and a 3.58 ERA (25 ER in 70.1 IP and 121 strikeouts) ... named an MLB.com Organization All-Star and recognized as the Royals' Pitching Prospect of the Year by MLB Pipeline.

4SFB (96-99), CB (82.4), CUT (89.1)

CONSECUTIVE BATTERS RETIRED: 2 (7/30)

SCORELESS STREAK: 0.2 IP (7/30)

- 2023: Has 22 stints with Omaha (3/31-5/16, 5/20-6/2 & 6/24-present) ... 12 of 25 appearances with the Chasers have been scoreless, has allowed 2+ runs in 9 of 22 ... earned his first professional save with 1.2 scoreless innings on 5/5 vs. LOU ... in two stints with Kansas City, has a 6.17 ERA (8 ER in 11.2 IP) over 8 games with 14 strikeouts, with 3 scoreless outings ... threw first 1-2-3 inning of 2023 with OMA in 9th inning 7/14 vs. IND, has 3 in his last 5 games.
- 2022: Made his first Opening Day roster with Kansas City, but only pitched in 7 games over three stints with the Major League club, also making 20 starts with Omaha (AAA) across three stints ... allowed less than two earned runs in 8 of his 20 starts with Omaha, including three scoreless outings.
- 2021: Kansas City's Paul Splittorff Minor League Pitcher of the Year, given to the top pitcher in the organization, also Omaha's Pitcher of the Year, the Triple-A East Pitcher of the Year and a Triple-A East postseason All-Star ... made 17 appearances (16 starts) and went 9-4 with a 3.46 ERA (31 ER in 80.2 IP) and a Triple-A best 115 strikeouts (12.8 K/9).

4SFB (95-98), SL (86.2), CH (86.2)

CONSECUTIVE BATTERS RETIRED: 3 (7/30)

SCORELESS STREAK: 1.1 IP (7/27 to 7/30)

- 2023: Since being optioned to Omaha on 6/30, has retired 40 of 52 batters faced (77%), 11 of his last 13 Triple-A outings have been scoreless ... traded by PHI to KC on 5/8 for OF Junior Marin and cash ... made 5 appearances (4 starts) with Lehigh Valley (AAA) and went 0-2 with a 7.31 ERA (13 ER in 16.0 IP) with 15 strikeouts and 7 walks ... 12 of 19 OMA outings have been scoreless, including 2 short starts ... 10 of 19 have been 2.0 IP or + ... recalled by KC on 6/24 and made his MLB debut 6/28 vs. CLE, allowed 7 R on 6 H & 1 BB in 1.0 IP and was optioned back to Omaha 6/30.
- 2022: Limited to 13 starts for Reading (AA) and went 2-6 with a 5.05 ERA ... placed on the IL on 6/22 with a right posterior elbow impingement, reinstated on 6/29, recalled by the Phillies and placed on the 60-day IL for the remainder of the season with a right elbow stress reaction.
- 2021: Selected to Philadelphia's 40-man roster in November, reared a 4.25 ERA (37 ER in 78.1 IP) with 83 K in 20 games (15 starts) between Jersey Shore (A+) and Reading (AA).

SNK (93-95), CB (81.4), SL (86.7), CH (87.7)

CONSECUTIVE BATTERS RETIRED: 0

SCORELESS STREAK: 0.0 IP

- 2023: Opened the season with NW Arkansas (AA) and pitched 9.2 scoreless innings with 11 strikeouts across 8 relief outings, allowed 4 H and 4 BB for a 0.83 WHIP and .129 BAA ... assigned to Omaha (AAA) on 5/3 and made his Triple-A debut 5/5 vs. LOU, struck out his first 2 batters in a 1-2-3 7th inning ... four straight scoreless between 5/13 and 5/24 ... has not allowed an earned run in 15 of 24 OMA appearances this year, has two 3.0 IP outings.
- 2022: Opened the season with Quad Cities (A+) and pitched 5.2 scoreless innings with nine strikeouts, across three relief outings ... assigned to NW Arkansas (AA) on 4/21, where he ended the season ... earned decisions in 5 of first 6 outings with Naturals (3 W, 1 L, 1 SV) ... 13 of 33 NWA outings were scoreless, allowed 1 ER or less in 20 of 33 ... made first pro start 6/22 vs. SPR ... was on the Injured List from 8/18 to 9/1, threw scoreless 8th inning in first outing back 9/3.
- MISC: Graduated from the Colorado School of Mines with a mechanical engineering degree, threw 224.2 innings, but also hit .288 with a 1.142 OPS as an outfielder.

SNK (92-94), SL (83.0), CH (86.3)

CONSECUTIVE BATTERS RETIRED: 1 (7/29)

SCORELESS STREAK: 0.1 IP (7/29)

- 2023: Has not allowed an earned run in 23 of his team-best 39 appearances, tied 5th in the league in games pitched ... has allowed 2+ ER in 9 outings ... threw 2.0 perfect innings 5/5 vs. LOU, season-high 2.1 shutout innings 6/7 @ IND ... 8 of his last 11 outings have been scoreless ... has 10 outings of 1.0 IP+ this season, including 2.0 inning start/open 7/16 vs. IND ... has 9 scoreless outings that have lasted less than 1.0 inning.
- 2022: Split his first full season in the Twins organization between Wichita (AA) and St. Paul (AAA), earned Minnesota MLB.com Organization All-Star honors as a relief pitcher ... posted a 1.57 ERA (11 ER in 63.0 IP) with 76 strikeouts against 29 walks (10.86 K/9 and 2.62 K/BB) across 50 games between the two levels, the best ERA in 2022 among all MLB relievers that made 50+ appearances and threw a minimum of 60.0 IP.
- 2021: Began the season in the Cardinals organization, acquired by Minnesota via trade on July 30 ... split the year between Peoria (A+), Springfield (AA) and Wichita (AA), combining to pitch in 39 games with a 3-1 record and 3.91 ERA (23 ER in 53.0 IP), striking out 69 with 35 walks.

SNK (90-92), SL (79.1), 4SFB (89.8), CH (84.1)

CONSECUTIVE BATTERS RETIRED: 3 (7/30)

SCORELESS STREAK: 5.0 IP (7/16 to 7/30)

- 2023: Opened the season with Omaha and pitched in 28 games before his first call-up of the season on 7/1 ... pitched in 5 games with KC (first 3 were scoreless) with a 7.71 ERA (4 ER in 4.2 IP) and optioned back to Omaha 7/16 ... 15 of 31 appearances with Omaha have been scoreless, including 5 straight between May 10 and 19 ... has allowed more than 1 run five times this year with the Chasers.
- 2022: Made the Opening Day Roster and his MLB Debut with Kansas City ... in his first season in the big leagues, started and ended the season with Kansas City ... pitched in 42 games across five stints with the Royals, going 4-2 with a 6.55 ERA (25 ER in 34.1 IP) ... began his career with 5.1 scoreless innings over 6 games, and pitched in 27 of KC's first 56 games during his first stint from Opening Day through 6/9 ... also appeared in 20 games with Omaha (AAA) with a 5.40 ERA (13 ER in 21.2 IP) and 12 scoreless outings.
- 2021: Split the season between NW Arkansas (AA) and Omaha, making a career-high 48 appearances with a career-high 64 strikeouts and 26 walks ... joined the Storm Chasers a week into the season, returned to NWA on June 6, transferred back to Triple-A on August 24 ... posted a 3.15 ERA in 25 Double-A outings before returning to Omaha.

SNK (94-96), SL (83.8), CH (90.5)

CONSECUTIVE BATTERS RETIRED: 2 (7/28)

SCORELESS STREAK: 2.2 IP (7/25 to 7/28)

38 TAYLOR HEARN

LHP • L/L • 6'6" • 230 lbs • 8/30/1994 (28)
Traded from Atlanta – 7/30/2023
Drafted by Washington – 2015, 5th Round
Born: Roysie City, Texas • Resides: Rockwell, Texas

- 2023: Made Texas' Opening Day roster, but optioned to Triple-A 4/13 and has spent most of the season at Round Rock (AAA), where he had a 3.66 ERA (16 ER in 39.1 IP) with 54 strikeouts (12.4 K/9) in 24 appearances (2 starts) ... DFA'd by Texas 7/19 and acquired by Atlanta on Monday 7/24, and has pitched in 5 MLB games this season, 4 with the Rangers and 1 with the Braves ... acquired by Kansas City 7/19 in exchange for Nicky Lopez, optioned to Omaha.
- 2022: Spent most of the season with Texas, appearing in 31 games (13 starts) over 3 stints ... set MLB career highs in strikeouts (97), starts (13), and wins (6-tied) ... opened the year as part of the Rangers rotation and went 4-5, 6.25 ERA (41 ER in 59.0 IP) over 13 starts, pitched in relief over his final 18 outings of the season, going 2-3 with one save and a 3.51 ERA (16 ER in 41.0 IP) in that span ... had 8 relief outings of 3.0+ SHO IP ... in 3 games 2 starts) with Round Rock (AAA), went 1-0 with a 6.00 ERA (8 ER/12.0 IP) and 20 K.
- 2021: Spent the entire year in the big leagues the Rangers and split time in the bullpen and rotation, going 6-6 with a 4.66 ERA (54 ER in 104.1 IP) in 42 games (11 starts), finished among staff leaders in relief strikeouts (2nd, 55), W (13rd, 6), and G (13rd, 42) ... was one of 2 MLB players to make 30+ relief appearances and 10+ starts in 2021 ... selected as winner of the Richard Durrett Hardest Working Man Award by the DFW chapter of the Baseball Writers' Association of America.

4SFB (94.8), SL (84.9), SNK (93.8), CH (87.6)

CONSECUTIVE BATTERS RETIRED:

SCORELESS STREAK:

Ranked by MLB Pipeline as the No. 18 Royals prospect ... Ranked by Baseball America as the No. 23 Royals prospect

- 2023: Has successfully earned the save in 3 consecutive appearances ... opened the season back with NW Arkansas (AA) and appeared in 21 games out of the bullpen, with a 3.38 ERA (11 ER in 29.1 IP) and 44 strikeouts to 14 walks ... did not allow a run over his final 11.0 IP (6 games) with NWA ... promoted to Omaha on 6/13, made his Triple-A debut on 6/14 vs. COL with 2.0 scoreless IP, 5 K including his first 3 ... fastball averages 97.3, max of 100.7 mph ... threw 0.1 IP in Futures Game on 7/8 in Seattle, 2 BB and took the L.
- 2022: Opened the season on Injured List with shin splints, assigned to NW Arkansas (AA) on May 14, where he spent the entire season ... over 30 outings (3 starts), had a 10.51 ERA (51 ER in 43.2 IP) and 55 strikeouts to 51 walks (1.08 K/BB) ... among Royals Minor League pitchers (min. 40.0 IP), his 11.34 K/9 ranked 6th-best, and 22.0% BB% was last.
- 2021: Began his professional career in Quad Cities (A+), pitching in 36 games out of the bullpen for the River Bandits ... went 7-1 with four saves and a 3.58 ERA (25 ER in 70.1 IP and 121 strikeouts) ... named an MLB.com Organization All-Star and recognized as the Royals' Pitching Prospect of the Year by MLB Pipeline.

4SFB (96-99), CB (82.4), CUT (89.1)

CONSECUTIVE BATTERS RETIRED: 2 (7/30)

SCORELESS STREAK: 0.2 IP (7/30)

- 2023: Has 22 stints with Omaha (3/31-5/16, 5/20-6/2 & 6/24-present) ... 12 of 25 appearances with the Chasers have been scoreless, has allowed 2+ runs in 9 of 22 ... earned his first professional save with 1.2 scoreless innings on 5/5 vs. LOU ... in two stints with Kansas City, has a 6.17 ERA (8 ER in 11.2 IP) over 8 games with 14 strikeouts, with 3 scoreless outings ... threw first 1-2-3 inning of 2023 with OMA in 9th inning 7/14 vs. IND, has 3 in his last 5 games.
- 2022: Made his first Opening Day roster with Kansas City, but only pitched in 7 games over three stints with the Major League club, also making 20 starts with Omaha (AAA) across three stints ... allowed less than two earned runs in 8 of his 20 starts with Omaha, including three scoreless outings.
- 2021: Kansas City's Paul Splittorff Minor League Pitcher of the Year, given to the top pitcher in the organization, also Omaha's Pitcher of the Year, the Triple-A East Pitcher of the Year and a Triple-A East postseason All-Star ... made 17 appearances (16 starts) and went 9-4 with a 3.46 ERA (31 ER in 80.2 IP) and a Triple-A best 115 strikeouts (12.8 K/9).

4SFB (95-98), SL (86.2), CH (86.2)

CONSECUTIVE BATTERS RETIRED: 3 (7/30)

SCORELESS STREAK: 1.1 IP (7/27 to 7/30)

- 2023: Since being optioned to Omaha on 6/30, has retired 40 of 52 batters faced (77%), 11 of his last 13 Triple-A outings have been scoreless ... traded by PHI to KC on 5/8 for OF Junior Marin and cash ... made 5 appearances (4 starts) with Lehigh Valley (AAA) and went 0-2 with a 7.31 ERA (13 ER in 16.0 IP) with 15 strikeouts and 7 walks ... 12 of 19 OMA outings have been scoreless, including 2 short starts ... 10 of 19 have been 2.0 IP or + ... recalled by KC on 6/24 and made his MLB debut 6/28 vs. CLE, allowed 7 R on 6 H & 1 BB in 1.0 IP and was optioned back to Omaha 6/30.
- 2022: Limited to 13 starts for Reading (AA) and went 2-6 with a 5.05 ERA ... placed on the IL on 6/22 with a right posterior elbow impingement, reinstated on 6/29, recalled by the Phillies and placed on the 60-day IL for the remainder of the season with a right elbow stress reaction.
- 2021: Selected to Philadelphia's 40-man roster in November, reared a 4.25 ERA (37 ER in 78.1 IP) with 83 K in 20 games (15 starts) between Jersey Shore (A+) and Reading (AA).

SNK (93-95), CB (81.4), SL (86.7), CH (87.7)

CONSECUTIVE BATTERS RETIRED: 0

SCORELESS STREAK: 0.0 IP

- 2023: Opened the season with NW Arkansas (AA) and pitched 9.2 scoreless innings with 11 strikeouts across 8 relief outings, allowed 4 H and 4 BB for a 0.83 WHIP and .129 BAA ... assigned to Omaha (AAA) on 5/3 and made his Triple-A debut 5/5 vs. LOU, struck out his first 2 batters in a 1-2-3 7th inning ... four straight scoreless between 5/13 and 5/24 ... has not allowed an earned run in 15 of 24 OMA appearances this year, has two 3.0 IP outings.
- 2022: Opened the season with Quad Cities (A+) and pitched 5.2 scoreless innings with nine strikeouts, across three relief outings ... assigned to NW Arkansas (AA) on 4/21, where he ended the season ... earned decisions in 5 of first 6 outings with Naturals (3 W, 1 L, 1 SV) ... 13 of 33 NWA outings were scoreless, allowed 1 ER or less in 20 of 33 ... made first pro start 6/22 vs. SPR ... was on the Injured List from 8/18 to 9/1, threw scoreless 8th inning in first outing back 9/3.
- MISC: Graduated from the Colorado School of Mines with a mechanical engineering degree, threw 224.2 innings, but also hit .288 with a 1.142 OPS as an outfielder.

SNK (92-94), SL (83.0), CH (86.3)

CONSECUTIVE BATTERS RETIRED: 1 (7/29)

SCORELESS STREAK: 0.1 IP (7/29)

- 2023: Has not allowed an earned run in 23 of his team-best 39 appearances, tied 5th in the league in games pitched ... has allowed 2+ ER in 9 outings ... threw 2.0 perfect innings 5/5 vs. LOU, season-high 2.1 shutout innings 6/7 @ IND ... 8 of his last 11 outings have been scoreless ... has 10 outings of 1.0 IP+ this season, including 2.0 inning start/open 7/16 vs. IND ... has 9 scoreless outings that have lasted less than 1.0 inning.
- 2022: Split his first full season in the Twins organization between Wichita (AA) and St. Paul (AAA), earned Minnesota MLB.com Organization All-Star honors as a relief pitcher ... posted a 1.57 ERA (11 ER in 63.0 IP) with 76 strikeouts against 29 walks (10.86 K/9 and 2.62 K/BB) across 50 games between the two levels, the best ERA in 2022 among all MLB relievers that made 50+ appearances and threw a minimum of 60.0 IP.
- 2021: Began the season in the Cardinals organization, acquired by Minnesota via trade on July 30 ... split the year between Peoria (A+), Springfield (AA) and Wichita (AA), combining to pitch in 39 games with a 3-1 record and 3.91 ERA (23 ER in 53.0 IP), striking out 69 with 35 walks.

SNK (90-92), SL (79.1), 4SFB (89.8), CH (84.1)

CONSECUTIVE BATTERS RETIRED: 3 (7/30)

SCORELESS STREAK: 5.0 IP (7/16 to 7/30)

- 2023: Opened the season with Omaha and pitched in 28 games before his first call-up of the season on 7/1 ... pitched in 5 games with KC (first 3 were scoreless) with a 7.71 ERA (4 ER in 4.2 IP) and optioned back to Omaha 7/16 ... 15 of 31 appearances with Omaha have been scoreless, including 5 straight between May 10 and 19 ... has allowed more than 1 run five times this year with the Chasers.
- 2022: Made the Opening Day Roster and his MLB Debut with Kansas City ... in his first season in the big leagues, started and ended the season with Kansas City ... pitched in 42 games across five stints with the Royals, going 4-2 with a 6.55 ERA (25 ER in 34.1 IP) ... began his career with 5.1 scoreless innings over 6 games, and pitched in 27 of KC's first 56 games during his first stint from Opening Day through 6/9 ... also appeared in 20 games with Omaha (AAA) with a 5.40 ERA (13 ER in 21.2 IP) and 12 scoreless outings.
- 2021: Split the season between NW Arkansas (AA) and Omaha, making a career-high 48 appearances with a career-high 64 strikeouts and 26 walks ... joined the Storm Chasers a week into the season, returned to NWA on June 6, transferred back to Triple-A on August 24 ... posted a 3.15 ERA in 25 Double-A outings before returning to Omaha.

SNK (94-96), SL (83.8), CH (90.5)

CONSECUTIVE BATTERS RETIRED: 2 (7/28)

SCORELESS STREAK: 2.2 IP (7/25 to 7/28)

62 WILL KLEIN

RHP • R/R • 6'5" • 230 lbs • 11/28/1999 (23)
2020 MLB Draft – Round 5 (Eastern Illinois)
Born: Maryville, Tenn. • Resides: Bloomington, Ind.

- 2023: Has successfully earned the save in 3 consecutive appearances ... opened the season back with NW Arkansas (AA) and appeared in 21 games out of the bullpen, with a 3.38 ERA (11 ER in 29.1 IP) and 44 strikeouts to 14 walks ... did not allow a run over his final 11.0 IP (6 games) with NWA ... promoted to Omaha on 6/13, made his Triple-A debut on 6/14 vs. COL with 2.0 scoreless IP, 5 K including his first 3 ... fastball averages 97.3, max of 100.7 mph ... threw 0.1 IP in Futures Game on 7/8 in Seattle, 2 BB and took the L.
- 2022: Opened the season on Injured List with shin splints, assigned to NW Arkansas (AA) on May 14, where he spent the entire season ... over 30 outings (3 starts), had a 10.51 ERA (51 ER in 43.2 IP) and 55 strikeouts to 51 walks (1.08 K/BB) ... among Royals Minor League pitchers (min. 40.0 IP), his 11.34 K/9 ranked 6th-best, and 22.0% BB% was last.
- 2021: Began his professional career in Quad Cities (A+), pitching in 36 games out of the bullpen for the River Bandits ... went 7-1 with four saves and a 3.58 ERA (25 ER in 70.1 IP and 121 strikeouts) ... named an MLB.com Organization All-Star and recognized as the Royals' Pitching Prospect of the Year by MLB Pipeline.

4SFB (96-99), CB (82.4), CUT (89.1)

CONSECUTIVE BATTERS RETIRED: 2 (7/30)

SCORELESS STREAK: 0.2 IP (7/30)

- 2023: Has 22 stints with Omaha (3/31-5/16, 5/20-6/2 & 6/24-present) ... 12 of 25 appearances with the Chasers have been scoreless, has allowed 2+ runs in 9 of 22 ... earned his first professional save with 1.2 scoreless innings on 5/5 vs. LOU ... in two stints with Kansas City, has a 6.17 ERA (8 ER in 11.2 IP) over 8 games with 14 strikeouts, with 3 scoreless outings ... threw first 1-2-3 inning of 2023 with OMA in 9th inning 7/14 vs. IND, has 3 in his last 5 games.
- 2022: Made his first Opening Day roster with Kansas City, but only pitched in 7 games over three stints with the Major League club, also making 20 starts with Omaha (AAA) across three stints ... allowed less than two earned runs in 8 of his 20 starts with Omaha, including three scoreless outings.
- 2021: Kansas City's Paul Splittorff Minor League Pitcher of the Year, given to the top pitcher in the organization, also Omaha's Pitcher of the Year, the Triple-A East Pitcher of the Year and a Triple-A East postseason All-Star ... made 17 appearances (16 starts) and went 9-4 with a 3.46 ERA (31 ER in 80.2 IP) and a Triple-A best 115 strikeouts (12.8 K/9).

4SFB (95-98), SL (86.2), CH (86.2)

CONSECUTIVE BATTERS RETIRED: 3 (7/30)

SCORELESS STREAK: 1.1 IP (7/27 to 7/30)

- 2023: Since being optioned to Omaha on 6/30, has retired 40 of 52 batters faced (77%), 11 of his last 13 Triple-A outings have been scoreless ... traded by PHI to KC on 5/8 for OF Junior Marin and cash ... made 5 appearances (4 starts) with Lehigh Valley (AAA) and went 0-2 with a 7.31 ERA (13 ER in 16.0 IP) with 15 strikeouts and 7 walks ... 12 of 19 OMA outings have been scoreless, including 2 short starts ... 10 of 19 have been 2.0 IP or + ... recalled by KC on 6/24 and made his MLB debut 6/28 vs. CLE, allowed 7 R on 6 H &

RELIEVERS		ENTRANCE SITUATION				INNING ENTERING THE GAME										INHERITED RUNNERS			1-2-3 INNINGS			
PITCHER	LEAD	TRAIL	TIED	1	2	3	4	5	6	7	8	9	10+	BR INHER.	BR SCORE	% SCORE	TOTAL	POSSIBLE	% 1-2-3			
31 Bowlan, Jonathan	2	-	-	-	-	1	-	-	1	-	-	-	-	-	-	-	2	8	25.0%			
50 Castillo, Max	-	1	-	-	-	-	-	1	-	-	-	-	-	-	-	-	2	4	50.0%			
32 Chamberlain, Christian	6	5	2	-	-	1	1	2	2	2	4	1	-	4	1	25.0%	3	10	30.0%			
46 Cruz, Steven	2	3	-	-	-	-	-	1	1	-	3	-	-	3	0	0.0%	1	4	25.0%			
55 Dipota, Jonah	7	12	3	-	-	1	2	2	6	3	5	2	1	19	10	52.6%	6	19	31.6%			
38 Hearn, Taylor	-	-	-	-	-	-	-	-	-	-	-	-	-	-	-	-	-	-	-			
62 Klein, Will	11	2	1	-	-	-	-	-	1	2	3	8	-	4	1	25.0%	6	17	35.3%			
37 Kowar, Jackson	11	12	1	-	-	-	-	6	4	7	5	2	-	21	11	52.4%	3	23	13.0%			
54 McArthur, James	7	7	3	-	-	1	1	4	4	6	1	-	-	8	4	50.0%	10	22	45.5%			
40 Pennington, Walter	11	10	4	-	-	-	4	1	10	5	2	3	-	9	6	66.7%	9	23	39.1%			
47 Sisk, Evan	15	17	6	-	-	-	1	1	8	11	10	6	1	24	9	37.5%	6	25	24.0%			
43 Snider, Collin	18	11	2	-	-	-	-	1	6	7	12	5	-	8	5	62.5%	6	22	27.3%			
56 Veneziano, Anthony	1	-	-	-	-	-	-	1	-	-	-	-	-	-	-	-	0	1	0.0%			
SEASON (INCLUDING INACTIVE)				163	141	33	0	0	11	13	33	64	75	76	62	3	160	68	42.5%	94	328	28.7%

STORM CHASERS BULLPEN USAGE (PITCH COUNT, LAST TWO WEEKS)

DAY OF WEEK	TUE	WED	THU	FRI	SAT	SUN	MON	TUE	WED	THU	FRI	SAT	SUN	LAST OMAHA RELIEF APPEARANCE											
DATE	7/25	7/26	7/27	7/28	7/29	7/30	7/31	8/1	8/2	8/3	8/4	8/5	8/6	GAME	IP	H	R	E	BB	SO	HR	BF			
32 Chamberlain, Christian (L)	26			13		12								SUN 7/30 @ Columbus	1.0	1	0	0	0	1	0	4			
46 Cruz, Steven	26				20									SAT 7/29 @ Columbus	1.1	0	0	0	0	2	0	4			
55 Dipoto, Jonah	17				17									SAT 7/29 @ Columbus	1.0	0	0	0	0	2	0	3			
38 Hearn, Taylor					24 (ATU)																				
62 Klein, Will		15		22		26								SUN 7/30 @ Columbus	1.0	2	3	2	1	2	0	7			
37 Kowar, Jackson		18	4			18								SUN 7/30 @ Columbus	1.0	1	0	0	0	2	0	4			
54 McArthur, James			37											THU 7/27 @ Columbus	1.2	2	2	2	2	3	0	9			
40 Pennington, Walter (L)		12	18		18									SAT 7/29 @ Columbus	0.1	2	1	1	1	1	0	4			
47 Sisk, Evan (L)			20			10								SUN 7/30 @ Columbus	1.0	0	0	0	0	2	0	3			
43 Snider, Collin	17			27										FRI 7/28 @ Columbus	1.2	1	1	1	1	3	1				

OMAHA STARTING PITCHER SPLITS

	PITCHER	GS	W-L	TEAM W-L	R SUPPORT	SUPPORT/GS
50	Castillo, Max	13	3-6	5-8	31	2.38
	Heasley, Jonathan	13	1-5	7-6	36	2.77
	Parrish, Drew	12	3-2	12-5	59	4.92
56	Veneziano, Anthony	9	4-1	6-3	28	3.11
	Cox, Austin	9	2-1	5-18	27	3.00
	Mayers, Mike	8	2-1	3-5	15	1.88
	Zerpa, Angel	6	0-2	1-5	6	1.00
31	Bowlan, Jonathan	4	2-2	2-2	14	3.50
25	Ragans, Cole	4	2-1	3-1	15	3.75
	Lynch, Daniel	4	2-0	3-1	15	3.75
	Yarbrough, Ryan	3	0-0	1-2	5	1.67
	Marsh, Alec	3	2-0	2-1	14	4.67
	Mengden, Daniel	3	0-0	3-0	7	2.33
	Keller, Brad	2	0-0	1-1	5	2.50
54	McArthur, James	2	0-0	1-1	5	2.50
	Martinez, Marcelo	1	0-1	0-1	1	1.00
37	Kowar, Jackson	1	0-1	0-1	1	1.00
47	<i>Sisk, Evan</i>	1	0-0	0-1	0	0.00
		98			784	2.90

1ST PITCH STRIKES

FPS	TBF	% FPS
181	290	62.4%
174	296	58.8%
128	247	51.8%
112	190	58.9%
90	161	55.9%
99	160	61.9%
75	117	64.1%
38	83	45.8%
42	81	51.9%
43	75	57.3%
37	53	69.8%
46	66	69.7%
19	49	38.8%
12	19	63.2%
12	19	63.2%
13	22	59.1%
9	14	64.3%
5	9	55.6%
1 135	1 951	58.2%

1-2-3 INNINGS

TOTAL	POSSIBLE	% 1-2-3
23	65	35.4%
18	62	29.0%
12	49	24.5%
14	45	31.1%
14	40	35.0%
9	34	26.5%
6	25	24.0%
4	17	23.5%
4	15	26.7%
6	17	35.3%
5	14	35.7%
1	15	6.7%
2	7	28.6%
0	4	0.0%
3	5	60.0%
2	5	40.0%
0	2	0.0%
0	2	0.0%
123	423	29.1%

OMAHA STARTERS VS. RELIEVERS

STARTERS		RELIEVERS
23-23	W-L	27-25
5.02	ERA	5.52
444.1	INNINGS	419.1
458 (81)	HITS (HR)	407 (54)
259 (248)	R (ER)	293 (257)
192	BB	279
381	K	481
1.46	WHIP	1.64
.268	AVG	.254

OMAHA STARTING PITCHER/CATCHER MATCHUPS

	LOGAN PORTER								JAKSON REETZ								FREDDY FERMIN								JOSÉ BRICEÑO								TOTALS							
PITCHER	GS	W-L	ERA	IP	ER	BB	SO		GS	W-L	ERA	IP	ER	BB	SO		GS	W-L	ERA	IP	ER	BB	SO		GS	W-L	ERA	IP	ER	BB	SO		GS	W-L	ERA	IP	ER	BB	SO	
50 Castillo, Max	4	2-2	4.71	21.0	11	2	8		4	1-2	3.97	22.2	10	5	21		2	0-2	7.71	9.1	8	5	4		13	3-6	5.00	68.1	38	15	41		13	3-6	5.00	68.1	38	15	41	
Heasley, Jonathan	6	0-4	7.84	31.0	27	10	33		4	0-0	4.12	15.1	7	7	11		4	1-1	10.20	17.2	21	9	16		13	1-5	7.73	64.0	53	26	60		13	1-5	7.73	64.0	53	26	60	
Parrish, Drew	7	2-2	7.59	32.0	27	19	20		3	1-0	1.46	12.1	2	12	10		2	0-0	3.86	7.0	3	3	11		12	3-2	5.61	51.1	32	34	41		12	3-2	5.61	51.1	32	34	41	
56 Veneziano, Anthony	5	2-0	20.0	27.0	7	9	27		2	1-0	8.59	7.1	7	6	6		-	-	-	-	-	-	-		9	4-1	3.52	46.0	18	20	41		9	4-1	3.52	46.0	18	20	41	
Cox, Austin	7	1-1	3.72	29.0	12	13	25		2	1-0	0.82	11.0	1	6	9		-	-	-	-	-	-	-		9	2-1	2.93	40.0	13	19	34		9	2-1	2.93	40.0	13	19	34	
Mayers, Mike	-	-	-	-	-	-	-		5	2-0	4.91	22.0	12	11	20		3	0-1	10.50	12	14	6	9		8	2-1	6.88	34.0	26	17	29		8	2-1	6.88	34.0	26	17	29	
Zerpa, Angel	4	0-2	7.63	15.1	13	10	19		-	-	-	-	-	-	-		2	0-0	0.79	11.1	1	3	4		6	0-2	4.73	26.2	14	13	23		6	0-2	4.73	26.2	14	13	23	
31 Bowlan, Jonathan	4	2-2	5.89	18.1	12	8	9		-	-	-	-	-	-	-		-	-	-	-	-	-		4	2-2	5.89	18.1	12	8	9		-	-	-	-	-	-			
25 Ragans, Cole	4	2-1	4.82	18.2	10	10	22		-	-	-	-	-	-	-		-	-	-	-	-	-		4	2-1	4.82	18.2	10	10	22		-	-	-	-	-	-			
Lynch, Daniel	1	1-0	0.00	6.0	0	0	5		3	1-0	5.25	12.0	7	3	13		-	-	-	-	-	-		4	2-0	3.50	18.0	7	3	18		4	2-0	3.50	18.0	7	3	18		
Yarbrough, Ryan	1	0-0	3.86	4.2	2	1	9		-	-	-	-	-	-	-		-	-	-	-	-	-		3	0-0	1.23	14.2	2	2	18		3	0-0	1.23	14.2	2	2	18		
Marsh, Alec	3	2-0	2.40	15.0	4	7	19		-	-	-	-	-	-	-		2	0-0	0.00	10.0	0	1	9		3	2-0	2.40	15.0	4	7	19		3	2-0	2.40	15.0	4	7	19	
Mengden, Daniel	2	0-0	5.87	7.2	5	4	5		1	0-0	3.00	3.0	1	1	4		-	-	-	-	-	-		3	0-0	5.06	10.2	6	5	9		3	0-0	5.06	10.2	6	5	9		
Keller, Brad	1	0-0	4.50	2.0	1	2	3		-	-	-	-	-	-	-		1	0-0	0.00	2.0	0	3	0		2	0-0	2.25	4.0	1	5	3		2	0-0	2.25	4.0	1	5	3	
54 McArthur, James	1	0-0	0.00	3.0	0	0	5		-	-	-	-	-	-	-		1	0-0	0.00	2.0	0	0	2		2	0-0	0.00	5.0	0	0	7		2	0-0	0.00	5.0	0	0	7	
Martinez, Marcelo	1	0-1	9.00	5.0	5	1	3		-	-	-	-	-	-	-		-	-	-	-	-	-		1	0-1	9.00	5.0	5	1	3		1	0-1	9.00	5.0	5	1	3		
37 Kowar, Jackson	-	-	-	-	-	-	-		-	-	-	-	-	-	-		1	0-1	13.50	2.2	4	4	3		1	0-1	13.50	2.2	4	4	3		1	0-1	13.50	2.2	4	4	3	
47 Sisk, Evan	-	-	-	-	-	-	-		-	-	-	-	-	-	-		1	0-0	2.0	1	3	1		1	0-0	4.50	2.0	1	3	1		1	0-0	4.50	2.0	1	3	1		
Relievers	-	14-12	5.70	222.2	161	153	256		-	4-8	5.29	98.2	58	64	119		-	5-1	4.97	54.1	30	31	57		-	4-4	5.77	43.2	28	31	49		-	27-25	5.52	419.1	257	279	488	
TOTALS	51	28-27	5.42	458.1	276	249	468		23	11-10	4.62	204.1	105	115	213		12	6-6	6.99	103.0	80	58	100		100	5-5	4.04	98.0	44	49	81		98	50-48	5.26	863.2	505	471	866	
	CS/ATT		15/68	PCT	22.06%				CS/ATT		5/29	PCT	17.24%				CS/ATT		3/10	PCT	30.00%					CS/ATT		4/13	PCT	30.8%			CS/ATT		27/120	PCT	22.50%			

OMAHA CATCHER PITCHING STATS

	CATCHERS	W	L	ERA	GS	SV	IP	H	R	ER	HR	HB	BB	IBB	SO	WHIP	AVG	WP	GDP	TBF	SB	CS	ATT	%CS	PB
14	Logan Porter	28	27	5.42	51	10	458.1	459	301	276	83	27	249	4	468	1.54	.261	23	46	2,052	53	15	68	22.06%	6
	Jakson Rietz	11	10	4.62	23	8	204.1	203	117	105	24	13	115	0	213	1.56	.258	16	15	925	24	5	29	17.24%	0
	Freddy Fermin	6	6	6.99	12	2	103.0	119	85	80	17	8	58	1	100	1.72	.288	9	8	488	7	3	10	30.00%	2
60	José Briceño	5	5	4.04	12	1	98.0	84	49	44	11	4	49	1	81	1.36	.235	5	11	416	9	4	13	30.77%	0

PITCH TIMER VIOLATIONS CALLED ON OMAHA PITCHERS (17)

DATE	PITCHER (# IN '23)	INNING	UMPIRE	COUNT AT CALL	BATTER RESULT (COUNT)	DATE	PITCHER (# IN '23)	INNING	UMPIRE	COUNT AT CALL	BATTER RESULT (COUNT)
1. April 4 vs. Toledo	Marcelo Martinez (1)	▲ 7	Dane Poncsak	0-0	Strikeout Swinging (1-2)	11. May 6 vs. Louisville	Daniel Mengden (1)	▲ 3	Louie Krupa	0-0	RBI Single (1-1)
2. April 7 vs. Toledo	Ryan Bates (1)	▲ 9	Mike Bates	1-0	Walk (3-0)	12. May 10 @ Scranton/WB	Mike Mayers (2)	▼ 3	Laurel Moreno	1-1	Strikeout Looking (3-2)
3. April 9 vs. Toledo	Max Castillo (1)	▲ 3	Cody Oakes	0-0	Strikeout Swinging (3-2)	13. May 28 @ St. Paul	Max Castillo (3)	▼ 1	Mike Rains	1-2	Groundout, 3-1 (3-2)
4. April 18 vs. Gwinnett	Mike Mayers (1)	▲ 5	Takahito Matsuda	0-0	Flyout, F7 (1-0)	14. June 8 @ Indianapolis	Andrés Núñez (2)	▼ 6	Matt Winter	0-1	2-RBI Double (3-2)
5. April 20 vs. Gwinnett	Max Castillo (2)	▲ 4	Ben Phillips	0-0	Walk (3-1)	15. June 15 vs. Columbus	Max Castillo (4)	▲ 5	Jose Matamoros	0-2	Lineout, L4
6. April 22 vs. Gwinnett	Drew Parrish (1)	▲ 5	Jose Navas	0-0	Walk (3-1)	16. July 9 @ Gwinnett	Angel Zerpa (1)	▼ 2	Cody Oakes (2)	1-2	Strikeout Swinging (1-2)
7. April 23 vs. Gwinnett	Evan Sisk (1)	▼ 7	Ben Phillips (2)	0-0	Lineout (1-1)	17. July 22 vs. St. Paul	Max Castillo (5)	▲ 2	David Arrieta	2-2	Flyout, F7 (3-2)
8. April 27 @ Nashville	Austin Cox (1)	▼ 3	Mark Bass	1-2	Strikeout Swinging (2-2)						
9. April 30 @ Nashville	Andrés Núñez (1)	▲ 9	Mark Bass (2)	2-0	Walk (3-0)						
10. May 4 vs. Louisville	Drew Parrish (2)	▲ 3	Randy Rosenberg	1-1	Walk (3-2)						

PLAYER

19 CJ
ALEXANDER

INFIELDER • L/L • 6'3" • 215 • 7/17/1996 (27)
Traded from Atlanta - 7/17/2022
Drafted by Atlanta - 2018, 20th Round
Born: Merrillville, Indiana • Resides: Surprise, Arizona

3 TUCKER
BRADLEY

OUTFIELDER • L/L • 6'0" • 195 • 5/6/1998 (25)
Signed 6/23/2020 as an Undrafted Free Agent (Georgia)
Born/Resides: Chickamauga, Georgia

60 JOSÉ
BRICEÑO

CATCHER • R/R • 6'3" • 230 • 9/19/1993 (29)
Signed 7/18/2023 as a Minor League Free Agent
Originally signed 4/29/2010 with Colorado (Intl. F.A.)
Born: Caracas, Venezuela • Resides: Mesa, Arizona

17 ANGELO
CASTELLANO

INFIELDER • R/R • 6'0" • 165 • 1/13/1995 (28)
Signed 7/16/2021 as an International Free Agent
Born/Resides: San Diego, Venezuela

6 CLAY
DUNGAN

INFIELDER • L/R • 6'1" • 195 • 6/2/1996 (27)
2019 MLB Draft - Round 9 (Indiana State)
Born: Muncie, Indiana • Resides: Alexandria, Indiana

24 NATE
EATON

INFIELD/OUTFIELD • R/R • 5'11" • 200 • 12/22/1996 (26)
2018 MLB Draft - Round 21 (VMI)
Born/Resides: Chester, Virginia

28 TYLER
GENTRY

OUTFIELDER • R/R • 6'2" • 215 • 2/1/1999 (24)
2020 MLB Draft - Round 3 (Alabama)
Born: Memphis, Tenn. • Resides: Arlington, Tenn.

11 ADEINY
HECHAVARRÍA

INFIELDER • R/R • 6'0" • 195 • 4/15/1989 (34)
Signed 6/16/2022 as a Minor League Free Agent
Originally signed 9/6/2010 with Toronto (Intl. F.A.)
Born: Santiago De Cuba, Cuba • Resides: Weston, Florida

18 BREWER
HICKLEN

OUTFIELDER • R/R • 6'2" • 220 • 2/9/1996 (27)
2017 MLB Draft - Round 7 (Alabama at Birmingham)
Born/Resides: Huntsville, Alabama

13 NICK
LOFTIN

INFIELDER • R/R • 6'1" • 200 • 9/25/1998 (24)
2020 MLB Draft - Round 1/32nd Overall (Baylor)
Born: Corpus Christi, Texas • Resides: Surprise, Ariz.

22 JERMAINE
PALACIOS

INFIELDER • R/R • 6'0" • 200 • 7/19/1996 (27)
Signed 6/17/2023 as a Minor League Free Agent
Originally signed 9/6/2013 with Minnesota (Intl. F.A.)
Born/Resides: Barquisimeto, Venezuela

14 LOGAN
PORTER

CATCHER/INFIELDER • R/R • 6'0" • 200 • 7/12/1995 (28)
Signed 6/21/2018 as an Undrafted Free Agent (Dixie State)
Born: Phoenix, Arizona • Resides: Surprise, Arizona

7 JOHN
RAVE

OUTFIELDER • L/L • 6'0" • 200 • 12/30/1997 (25)
2019 MLB Draft - Round 5 (Illinois State)
Born: Canton, Illinois • Resides: Bloomington, Illinois

QUICK NOTES

- 2023: Hit .391 with a 1.245 OPS in 17 Cactus League games for KC, opened the regular season with OMA, played 44 games but placed on the Injured List 6/11, activated 7/14 ... hit .412 on rehab in 6 games with the ACL Royals, 4 HR, 15 RBI and a 1.835 OPS ... leads Omaha with 11 HR despite missing a month.
- 2022: Began year with Mississippi Braves (AA) in the Southern League, traded with 2 players to KC from Atlanta on 7/11, assigned to NW Arkansas ... in 114 total games, tied 6th in Double-A in RBI (87), tied 10th in HR (25) ... set career highs in games played, 2B (18), HR, RBI and SB (19). Double-A leader in Avg. in RBI (29), tied 1st in league in HR (8).
- 2018-21: Played 182 games in the Braves' system, between R, A, A+ and AA ... slashed .229/.310/.374 (144-for-628) with 14 HR and 66 RBI ... began and ended 2019 in Double-A with Mississippi, spent July in High-A with the Florida Fire Frogs ... played 87 games in Double-A with league-champion Mississippi in 2021.
- MISC: Brother Blaze is prospect in the Diamondbacks system, a 2022 Texas League Postseason All-Star with Amarillo, added to the D-backs' 40-man roster in November 2022.

HIT STREAK:

ON-BASE BASE STREAK: 5 Games (7/23 to 7/28) .158 (3-for-19) .3 BB

Ranked by MLB Pipeline as the No. 26 Royals prospect ...

- 2023: Has hits in 26 of his last 40 games (65%), after collecting hits in just 10 of his first 24 (42%) ... hit pinch-hit 2-run double in win on 4/14 and had 3 RBI off the bench in comeback win, Omaha's 1st of 2 pinch hits this year ... 3-for-3, 2 RBI on his birthday, 5/6 vs. LOU ... hit .367 with a 1.006 OPS over 17 games in June.
- 2022: Spent the entire season with NW Arkansas (AA) and reached base in 90 of 109 games (82.57%), reached base multiple times in team-best 56 games ... 1st on team with 33 multi-hit games ... hit two grand slams, on 4/23 @ FRI & 5/12 vs. WCH ... reached base at least twice in seven straight games from 7/26 to 8/2.
- 2021: Began his professional career splitting the year between Columbia (A) and Quad Cities (A+), .380 OBP ranked fourth among qualified Royals Minor Leagueers.

HIT STREAK:

ON-BASE BASE STREAK:

- 2023: Opened the season in NW Arkansas (AA) and appeared in 15 games for the Royals (11 starts at catcher) and hit .246 (16-for-65) with 3 2B and 7 RBI ... on the injured list from 4/30 to 5/16 and again from 5/24 to 6/9 ... assigned to Triple-A on 6/16, has played in 13 of Omaha's 34 games since.
- 2022: Began the season with the Lexington Legends in the independent Atlantic League and appeared in 26 games before signing with Kansas City on May 23 and reporting to Omaha (AAA), where he finished the season, slashing .252/.298/.405 (33-for-133) over 37 games the Storm Chasers (34 starts at catcher).
- 2016 to 2020: Played 5 seasons in the Angels system, beginning in High-A in 2016 before making his MLB debut in 2018 ... played 46 Major League games with the Angels in 2018 and hit .239 (28-for-117), made his debut on May 26 at Yankee Stadium, went 2-for-4 with 1 homer and 2 RBI ... played 2 games with the Angels in 2020.
- 2010 to 2015: Played 5 seasons in the Rockies system and reached Low-A ... traded to Atlanta in Jan. 2015 and spent the year in High-A, traded to the Angels in Nov. 2015.

HIT STREAK:

ON-BASE BASE STREAK:

- 2023: Has hits in 41 of 71 games ... has at least 5 starts at all 4 infield positions: 1B (10), 2B (7), 3B (6) and SS (44) ... this season in his 13th in the Royals system, all in the Minors, with 875 games played (2101 in Triple-A) ... hitting a team-best .370 in July with 1.094 OPS, 5 multi-hit games in first 9 of the month
- 2022: In his 11th year as a member of the Royals' organization, began the year with Omaha, but assigned to NW Arkansas (AA) on 8/9 and finished the season with the Nationals ... over 59 games with the Storm Chasers, slashed .218/.318/.316 (38-for-174) while playing six different positions (1B, 2B, 3B, SS, LF & RF) ... made at least 10 starts at each SS (150.2 innings), 3B (121.0 innings) and 1B (115.0 innings) ... snapped 0-for-27 stretch with Nationals on 8/21 vs. San Antonio ... 15-for-67 over last 20 games after hitting streak ended ... played 800th MLB game (all in Royals system) on 9/15 vs. Frisco, entered as defensive replacement.
- 2011-2023: Played 803 games in the Royals' minor league system, slashing .232/.311/.312 (606-for-2610), with 29 HR and 271 RBI ... 2013 Dominican Royals Player of the Year ... 143 games with Omaha between 2021 and 2023, hitting .226 over 80 games in 2021 after an early-season promotion from Double-A.

HIT STREAK:

ON-BASE BASE STREAK:

- 2023: Opened the season on the injured list with a right hamate fracture he suffered in Spring Training, activated from the injured list 5/4 and made his season debut 5/5 ... first hit of the season was a HR in the 3rd inning on 5/9 @ SWB, hasn't hit one since ... has made starts at 2B (16), SS (9) & 3B (14) this year.
- 2022: Spent the entire season with Omaha and tied for 1st on the team in triples (4), while ranking 2nd in games played (127), plate appearances (515) and runs (64), 3rd in doubles (32), total bases (151), stolen bases (17) and walks (47), 4th in hits (94) and 5th in RBI (52) ... made starts at a career-high six positions for the Chasers, including 2B, 6B (2), 3B (40), SS (6) and his first professional appearances in the outfield: in LF (13 G), CF (1 G) and RF (2 G).
- 2021: Spent the entire season with NW Arkansas (AA), playing in 108 of the team's 119 regular season games, including 104 starts as the leadoff hitter ... led the Nationals in games played, at-bats (444), runs scored (74) and hits (128) ... led off the game with a hit 32 times, including 10 of his last 19 regular season games.

HIT STREAK: 9 Games (7/14 to 7/30) .344 (11-for-32) .3 2B, 1 3B

ON-BASE BASE STREAK: 9 Games (7/14 to 7/30) .344 (11-for-32) .4 BB

- 2023: Made his first Opening Day roster with Royals, but has hit .075 (4-for-53) in 28 games over 4 stints with KC ... on his 4th stint with Omaha (4/24-5/5, 5/25-6/9, 6/16-6/23 & 6/26-pres) ... threw a scoreless inning 4/10 @ TEX, 2 hits and 1 strikeout, fastball sat 91-95 ... after opening 0-for-25 with KC, hits in first 2 AB's with OMA, HR in first AB 4/27 @ NAS ... homered in first AB back 6/17 vs. COL ... has hits in 27 of 44 games with Omaha, with 14 multi-hit games.
- 2022: Split time in the Minor Leagues between NW Arkansas (AA) and Omaha (AAA) but also appeared in 44 games with Kansas City over three separate stints with the Royals: 7/14-7/17, 8/4-22 and 9/1 through the end of the regular season ... opened the year in Double-A and made his MLB debut July 14 ... led the majors with a 98.1 mph arm strength for the 2nd straight year, saw time at five positions in the Minors (SS, 3B, LF, CF and RF), played in the OF for 27 of his first 29 games, then played 3B for 12 of his last 15 games.
- 2021: Began the season with Quad Cities (A+) and played 70 games for the River Bandits, led the team in stolen bases (25) and played in the Arizona Fall League.

HIT STREAK:

ON-BASE BASE STREAK: 3 Games (7/28 to 7/30) .273 (3-for-11) .2 BB

- Ranked by MLB Pipeline as the No. 6 Royals prospect ... Ranked by Baseball America as the No. 7 Royals prospect
- 2023: Has reached base in 73 of 89 games this season ... 1st on team with 55 RBI, 22 doubles, 34 extra base hit & 138 total bases ... 2nd with 81 hits, 50 walks & 46 runs ... 81 starts in RF are the most of any Storm Chaser at a single defensive position ... hit .281 (27-for-97) with a .769 OPS in 24 May games after hitting .198 (17-for-86) with a .667 OPS in April, then just .207 (18-for-87) with a .675 OPS in June.
- 2022: Named Kansas City's George Brett Award winner (top position player in the organization and NW Arkansas (AA) ... began season in Quad Cities (A+), assigned to NW Arkansas 6/14 ... ranked 8th in MLB in batting average (.326) ... Royals org leader in AVG (.326), SLG (.542) and OPS (.964). 2nd in OBP (.422) ... drove in at least one run in 36 of 73 games since joining the Nationals, reached base in 64 of 73 games (87.6%) ... reached in 28 straight games: 7/30 to 9/3, with .485 OBP.
- 2021: Spent his first pro season in Quad Cities (A+), played everyday for the first two months of the season ... placed on the 7-day injured list on 7/14 and then the 60-day IL 8/2.

HIT STREAK: 2 Games (7/29 to 7/30) .857 (6-for-7) .1 2B, 2 HR

ON-BASE BASE STREAK: 2 Games (7/29 to 7/30) .857 (6-for-7) .2 BB

- 2023: Signed with Atlanta on 1/30, went 1-for-11 in Spring Training and was released 3/22 ... on 4/11, signed with the Long Island Ducks in the independent Atlantic League, appeared in 38 games and hit .297 (43-for-145) with 7 HR and 34 RBI, signed with Kansas City on June 16 and assigned to Omaha ... first OMA HR was 4th inning grand slam on 6/22 @ ROC ... has 18 RBI in 28 games with Omaha ... hit into a triple play, 7/9 @ GWN.
- 2021-2022: Signed with the Chiba Lotte Marines of Nippon Professional Baseball in December 2020 and played 155 NPB games over the 2021 and 2022 seasons, with a .213 average (.96-for-450) ... hit 24 doubles and 6 homers with 44 RBI over his two seasons (79 games in 2021, 76 in 2022) ... also played 32 games in the Eastern League (minor league).
- MLB Experience: Between 2012 and 2020, has appeared in 922 Major League games over parts of 9 seasons Toronto (2012), Miami (2013-17), Tampa Bay (2017-18), Pittsburgh (2018), New York, AL (2018), New York, NL (2019) and Atlanta (2019-20) ... is a career .253 hitter with a .641 OPS ... has started 757 games at SS (677.0 innings).

HIT STREAK: 2 Games (7/29 to 7/30) .222 (2-for-9) .1 HR

ON-BASE BASE STREAK: 2 Games (7/29 to 7/30) .222 (2-for-9)

- 2023: Began the season on the 7-day Injured List (right elbow strain) and activated 4/25, missed the first 19 games of the season ... has hits in 19 of his last 24 games with 13 XBH ... has played in 57 of Omaha's 76 games since being activated, with team-leading 34 starts at DH ... has hit 1st in the lineup 9 times after doing so 7 times in the last 3 seasons ... did not play in the field between 6/10 and 7/18, exclusively DH'd.
- 2022: Played in 130 games for Omaha (AAA) and was named the Royals Triple-A Player of the Year but also appeared in six games with Kansas City over two separate stints with the Royals: May 26-30 and July 14-17 ... contract was selected by KC May 26 and made his major league debut that night in Minnesota, starting in CF ... reached base in 34 straight games between 7/26 and 9/2 ... set career highs in 2B (30), HR (28), RBI (85) and R (85) ... finished just two homers shy of a 30/30/30 season (HR/SB/2B).
- 2021: Spent the entire year with NW Arkansas (AA), led all Double-A hitters with 40 steals, tied 13th in all of the Minors ... homered twice in the AA-Central Championship Series.

HIT STREAK: 2 Games (7/26 to 7/30) .286 (2-for-7) .1 2B, 1 HR

ON-BASE BASE STREAK: 8 Games (7/7 to 7/30) .286 (8-for-28) .7 BB, 1 HBP

Ranked by MLB Pipeline as the No. 3 Royals prospect ... Ranked by Baseball America as the No. 4 Royals prospect

- 2023: Opened the season with Omaha and played 44 games before being placed on the Injured List 6/1, activated 7/14 ... hit .471 with a 1.321 OPS over 6 rehab games with the ACL Royals ... hit safely in his last 12 games, reached in 16 straight before going on the IL, with 27 RBI over 23 games in May ... hit .341 with a .991 OPS in May after hitting .220 with a .646 OPS in April.
- 2022: Began the season in NW Arkansas (AA) and reached in 76 of 88 games ... played at least 3 games at 5 positions with the Nationals (2B, 3B, SS, LF, CF) ... called up to Omaha on 8/9 and played 38 games for the Storm Chasers, slashed .216/.280/.359 (33-for-153) with 5 HR and 19 RBI.
- 2021: Spent his first pro season with Quad Cities (A+), won the High-A East Central batting title with a .289 average hit for the cycle on 8/1, going 5-for-6 with a walk-off HR.

HIT STREAK: 4 Games (7/27 to 7/30) .412 (7-for-17) .2 2B, 2 HR

ON-BASE BASE STREAK: 5 Games (7/25 to 7/30) .350 (7-for-20) .1 BB, 1 HBP

- 2023: Signed with Detroit as a Minor League free agent on 12/14/2022 and appeared in 36 games with Toledo (AAA), hitting .176 (22-for-125) with 6 HR and 21 RBI, hitting 3 HR with 6 RBI in 6 games @ Werner Park ... released on 6/8, signed by Kansas City on 6/12 and assigned to Omaha ... in 16 games, has 11 hits, including 6 that are XBH (3 2B, 3 HR) ... has only played in 3 of Omaha's last 17 games.
- 2022: In his 8th season in the Twins organization, saw his first Major League action in 2022, playing in 30 games with Minnesota and 102 with St. Paul (AAA) ... made his Major League debut in game one of the doubleheader on May 31 at Detroit, going 0-for-3 with a walk and run scored, also pitched twice, totaling 0.2 scoreless innings ... named a Twins Organization All-Star by MLB.com for the 4th time in his career, hitting .283 (111-for-392) with a .803 OPS in Triple-A with the Saints
- 2021: Played 110 games with Wichita (AA), 7th in the Texas League in R (.69) & HR (19), tied 7th with 106 H, tied 8th with 180 TB ... named a Twins Organization All-Star.

HIT STREAK:

ON-BASE BASE STREAK:

- 2023: Reached base in 30 straight games between 5/24 and 7/5, hit .302 with .433 OBP ... 6 HR in 17 games in April, then 1 in the next 47 games and 3 in 6 games from 7/5 to 7/15 ... has reached base in 68 of 80 games played with hits in 52 of 80 games ... has 31 walks in his last 40 games after drawing 15 walks in his first 41 games ... hit the 3rd two-HR game of his career on 4/5 vs. Toledo ... has played 42 of Omaha's 47 games since June 1, with 38 starts at C (.229) & 1B (.9).
- 2022: Began the season in NW Arkansas (AA) and reached in 66 of 77 games, reached multiple times in 49 games ... assigned to Omaha (AAA) on 8/9 and finished season
- MLB in ON-BASE PERCENTAGE (.442) ... combining his AA & AAA numbers, was the Royals system leader in OBP (.442), 2nd in OPS (.918), 3rd in batting average (.301)
- 2021: Spent the season with Quad Cities (A+) and slashed .241/.368/.451 (62-for-157) in 77 games ... named a High-A Central post-season All-Star at catcher.
- MISC: Grew up down the street from Surprise Stadium, was a dabbler for the AZL Royals the summer of 2011 while in high school, also caught bullpens for the team.

HIT STREAK:

ON-BASE BASE STREAK:

- 2023: Reached base in 31 straight games between 5/31 and 7/14 between AAA & AAA ... opened the year with NWA, played 54 games for the Royals, with 5 HR, 24 RBI & team-leading 34 BB ... made 40 of 53 starts in CF ... hit 3 HR on 4/18 vs. Amarillo with 6 RBI ... transferred to Omaha on 6/13, has hits in 24 of 34 games with the Chasers, with 36 H (13 XBH), 21 RBI & 21 BB since he joined the team ... hit safely in first 9 games ... drove in 8 runs in series vs. COL (6/13 to 6/18).
- 2022: Spent most of the season with NW Arkansas (AA), played 111 games with the Royals, also appeared in 11 games with Omaha across two stints (5/25-6/4 & 7/12-7/19) ... slashed .195/.233/.390 (8-for-41) over 11 games for the Chasers, including 2 HR, 4 RBI game on 7/17 @ Rochester ... played 18 games for Surprise in the Arizona Fall League.
- 2021: Spent the season with Quad Cities (A+) and appeared in 77 games for the High-A Central Champion River Bandits ... named an MLB.com Organization All-Star in the outfield for Kansas City and slashed .252/.352/.453 (70-for-278) ... hit 14 homers and stole 13 bases, making him one of five 13-13 players in the system in 2021.

HIT STREAK:

ON-BASE BASE STREAK:

CAREER HIGHS

H	3	(18x) Last: 7/6/23 @ ACL Cubs
R	4	8/17/22 vs. San Antonio
HR	2	(5x) Last: 8/11/22 @ Arkansas
RBI	7	7/6/23 @ ACL Cubs
BB	3	(3x) Last: 7/6/23 @ ACL Cubs
SB	2	(2x) Last: 5/26/22 @ Pensacola
H	3	(18x) Last: 5/6/23 vs. Louisville
R	3	(6x) Last: 4/8/23 vs. Toledo
HR	2	8/10/21 vs. Beloit
RBI	5	6/24/21 @ Beloit
BB	3	(3x) Last: 9/3/22 @ Tulsa
SB	3	7/9/22 vs. Tulsa
H	4	(7x) Last: 4/4/19 @ Albuquerque
R	4	6/26/16 @ Grand Junction
HR	3	6/28/13 vs. Orem
RBI	7	6/28/13 vs. Orem
BB	3	7/18/11 @ DSL Padres
SB	3	6/21/10 vs. DSL Diamondbacks
H	4	(5x) Last: 8/18/17 vs. Asheville
R	6	6/26/16 @ Grand Junction
HR	2	7/19/19 @ Amarillo
RBI	5	7/17/22 @ Rochester
BB	3	(6x) Last: 6/17/23 vs. Columbus
SB	2	(2x) Last: 6/6/23 @ Indianapolis
H	6	6/23/19 vs. Billings
R	4	9/3/19 vs. Missoula
HR	2	6/26/22 vs. Columbus
RBI	4	(3x) Last: 6/28/22 @ St. Paul
BB	3	(2x) Last: 6/20/23 @ Rochester
SB	3	(2x) Last: 8/8/21 @ Arkansas
H	4	(8x) Last: 9/3/22 @ DETROIT
R	3	(21x) Last: 6/17/23 vs. Columbus
HR	2	(3x) Last: 6/17/23 vs. Columbus
RBI	4	(6x) Last: 6/22/22 vs. Columbus
BB	4	7/19/18 @ Ogden
SB	3	(2x) Last: 5/26/23 @ St. Paul
H	4	(3x) Last: 7/29/30 @ Columbus
R	4	(2x) Last: 7/17/22 @ Corpus Christi
HR	2	(2x) Last: 6/29/22 @ Amarillo
RBI	6	6/2/21 vs. Beloit
BB	3	(7x) Last: 7/22/23 vs. St. Paul
SB	1	(19x) Last: 6/28/23 vs. Iowa
H	4	(11x) Last: 4/25/19 vs. Buffalo
R	4	(2x) Last: 8/5/11 @ Bowie
HR	2	(2x) Last: 9/29/19 @ NEW YORK (NL)
RBI	7	5/5/13 @ PHILADELPHIA
BB	3	(3x) Last: 8/3/12 @ Albuquerque
SB	2	(3x) Last: 4/29/12 vs. Tacoma
H	4	(4x) Last: 5/25/22 @ Louisville
R	4	8/21/19 vs. Salem
HR	3	8/22/19 vs. Salem
RBI	5	(2x) Last: 8/24/21 vs. Springfield
BB	3	(3x) Last: 6/20/19 vs. Frederick
SB	3	(5x) Last: 4/22/22 @ Memphis
H	5	8/1/21 vs. South Bend
R	4	(3x) Last: 7/6/23 @ ACL Cubs
HR	1	(39x) Last: 7/30/23 @ Columbus
RBI	5	4/22/22 @ Frisco
BB	3	(4x) Last: 8/5/22 vs. Tulsa
SB	2	(2x) Last: 6/10/22 @ Tulsa
H	5	6/9/17 vs. Burlington
R	5	(2x) Last: 5/8/22 @ Omaha
HR	2	(5x) Last: 5/17/23 @ Omaha
RBI	5	4/30/23 vs. Syracuse
BB	3	5/7/22 vs. Columbus
SB	3	(2x) Last: 8/8/21 @ Arkansas
H	4	8/6/19 @ Johnson City
R	3	(5x) Last: 7/15/23 vs. Indianapolis
HR	2	(3x) Last: 4/5/23 vs. Toledo
RBI	4	(2x) Last: 8/10/21 vs. Beloit
BB	3	(8x) Last: 6/14/23 vs. Columbus
SB	1	(2x) Last: 6/18/23 vs. Columbus
H	4	(4x) Last: 6/18/23 vs. Columbus
R	5	4/18/23 vs. Amarillo
HR	3	4/18/23 vs. Amarillo
RBI	6	4/18/23 vs. Amarillo
BB	3	(3x) Last: 9/10/22 @ Wichita
SB	3	8/22/21 @ South Bend

So Nice, They Did It Twice (Or More)	Multi-Hit Games					Multi-Run Games					Multi-RBI Games					Multi-BB Games					Multi-K Games					Multi-SB Games				
	2	3	4	5+	T	2	3	4	5+	T	2	3	4	5+	T	2	3	4	5+	T	2	3	4	5+	T	2	3	4	5+	T
19 Alexander, CJ	6	3	-	-	9	6	1	-	-	7	4	1	1	-	6	1	-	-	-	1	16	2	-	-	18	-	-	-	-	-
3 Bradley, Tucker	13	2	-	-	15	6	1	-	-	7	4	4	-	-	8	7	-	-	-	7	6	-	1	-	7	4	-	-	-	4
60 Briceno, José	1	-	-	-	1	-	-	-	-	-	-	-	-	-	-	-	-	-	-	-	1	1	-	-	2	-	-	-	-	-
17 Castellano, Angelo	8	3	-	-	11	7	-	-	-	7	7	2	-	-	9	5	2	-	-	7	7	1	-	-	8	1	-	-	-	1
6 Dungan, Clay	5	2	-	-	7	2	1	-	-	3	2	1	-	-	3	4	1	-	-	5	5	-	-	-	5	1	-	-	-	1
24 Eaton, Nate	12	3	-	-	15	3	2	-	-	5	6	-	-	-	6	1	-	-	-	1	9	2	-	-	11	1	1	-	-	2
28 Gentry, Tyler	18	1	2	-	21	3	3	-	-	6	6	4	1	1	12	7	2	-	-	9	13	8	-	-	21	-	-	-	-	-
11 Hechavarria, Adeiny	3	1	-	-	4	1	-	-	-	1	1	1	1	-	3	1	-	-	-	1	3	1	-	-	4	-	-	-	-	-
18 Hicklen, Brewer	8	2	-	-	10	10	1	-	-	11	4	2	-	-	6	4	-	-	-	4	13	2	-	-	15	-	-	-	-	-
13 Loftin, Nick	13	3	2	-	18	4	-	-	-	4	6	7	1	-	14	-	-	-	-	-	5	-	-	-	5	-	-	-	-	-
22 Palacios, Jermaine	3	-	-	-	3	-	-	-	-	-	3	-	-	-	3	-	-	-	-	-	3	1	1	-	5	-	-	-	-	-
14 Porter, Logan	14	3	-	-	17	6	1	-	-	7	9	1	-	-	10	7	4	-	-	11	15	6	-	-	21	-	-	-	-	-
7 Rave, John	5	2	1	-	8	4	-	-	-	4	2	2	-	-	4	3	1	-	-	4	4	2	1	-	7	-	-	-	-	-
Beaty, Matt	4	-	-	-	4	1	-	-	-	1	2	-	-	-	2	1	-	-	-	1	1	-	-	-	1	-	-	-	-	-
Blanco, Dairon	10	6	1	-	17	9	1	-	-	10	3	2	-	-	5	5	1	-	-	6	3	2	-	-	5	9	3	1	-	13
Camargo, Johan	5	-	-	-	5	-	-	-	-	-	1	-	-	-	1	3	-	-	-	3	1	-	-	-	1	-	-	-	-	-
Fermin, Freddy	1	1	1	-	3	3	1	-	-	4	1	1	-	1	3	2	1	-	-	3	2	-	-	-	2	-	-	-	-	-
Garcia, Maikel	4	1	-	-	5	2	-	-	-	2	2	2	-	-	4	3	1	-	-	4	2	1	-	-	3	-	-	-	-	-
Isbel, Kyle	3	-	-	-	3	1	-	-	-	1	1	1	-	-	2	1	-	-	-	1	1	-	-	-	1	-	-	-	-	-
Jenista, Greyson	-	-	-	-	-	-	-	-	-	-	-	-	-	-	-	-	-	-	-	-	2	-	-	-	2	-	-	-	-	-
Lopez, Nicky	1	-	-	-	1	-	-	-	-	-	-	-	-	-	-	1	-	-	-	1	-	-	-	-	-	-	-	-	-	-
Massey, Michael	-	-	-	-	-	1	-	-	-	1	-	-	-	-	-	-	-	-	-	-	1	-	-	-	1	-	-	-	-	-
Pratto, Nick	-	1	-	-	1	1	-	-	-	1	2	-	-	-	2	3	-	-	-	3	2	1	-	-	3	-	-	-	-	-
Reetz, Jakson	4	2	-	-	6	-	-	-	-	-	1	-	-	1	2	2	-	-	-	2	5	2	1	-	8	-	-	-	-	-
Reyes, Franmil	1	-	-	-	1	1	-	-	-	1	1	-	-	-	1	-	-	-	-	-	1	1	-	-	2	-	-	-	-	-
Taylor, Samad	20	6	-	-	26	11	3	-	-	14	11	2	-	-	13	10	3	1	-	14	14	1	1	-	16	4	2	2	-	8
Wallace, Paxton	1	1	-	-	2	-	-	-	-	-	-	-	-	-	-	-	-	-	-	-	1	-	-	-	1	-	-	-	-	-
Waters, Drew	1	-	3	-	4	2	2	-	-	4	1	1	-	-	2	1	-	-	-	1	1	2	-	-	3	-	-	-	-	-
	164	43	10	0	217	84	17	0	0	101	80	34	4	3	121	72	16	1	0	89	135	38	5	0	178	20	6	3	0	29

HITTING STREAKS

PLAYER	CURRENT	LONGEST	DATES/RESULTS							
			START	END	AVG	2B	3B	HR	RBI	OPS
19 Alexander, CJ	-	5	4/29	5/6	.278 (5-18)	1	0	0	3	.611
3 Bradley, Tucker	-	6 (3x)	7/5	7/18	.348 (8-23)	3	1	1	2	1.096
60 Briceno, José	-	2 (2x)	6/30	7/2	.286 (2-7)	0	0	0	1	.661
17 Castellano, Angelo	-	3 (4x)	7/4	7/6	.545 (6-11)	2	1	0	2	1.454
6 Dungan, Clay	9	9	7/14	7/30	.344 (11-32)	3	1	0	3	.917
24 Eaton, Nate	-	7	5/28	6/4	.345 (10-29)	1	1	1	2	.939
28 Gentry, Tyler	2	5	4/5	4/9	.350 (7-20)	1	0	1	6	.967
11 Hechavarria, Adeiny	2	3 (2x)	7/5	7/7	.231 (3-13)	1	0	0	0	.594
18 Hicklen, Brewer	2	8	6/13	6/22	.375 (12-32)	4	0	1	6	1.023
13 Loftin, Nick	4	12	5/16	5/30	.417 (20-48)	4	0	3	18	1.170
22 Palacios, Jermaine	-	3	7/7	7/20	.364 (4-11)	0	0	2	4	1.294
14 Porter, Logan	-	9	6/20	7/2	.387 (12-31)	2	0	0	8	.965
7 Rave, John	-	9	6/13	6/25	.406 (13-32)	4	1	2	10	1.255

BOLD indicates longest streak in 2023 among active players

Italics indicates longest personal streak is active

ON-BASE STREAKS

	CURRENT	LONGEST	DATES/RESULTS							
			START	END	AVG	2B	HR	BB	HBP	OBP
	5	7	5/11	5/19	.250 (7 - 28)	2	3	3	0	.313
		9	5/21	6/10	.344 (11 - 32)	3	1	7	0	.450
	-	5	6/18	7/2	.235 (4 - 17)	0	0	2	1	.350
	-	11	7/4	7/29	.389 (14 - 36)	4	1	6	0	.476
	9	18	5/28	6/29	.316 (18 - 57)	1	0	14	1	.440
	3	7 (2x)	7/5	7/16	.259 (7 - 27)	1	2	3	0	.323
	2	11	6/7	6/21	.233 (10 - 43)	4	2	7	1	.346
	2	3 (3x)	7/20	7/23	.300 (3 - 10)	2	0	1	0	.364
	8	16	6/8	6/30	.317 (20 - 63)	6	2	7	2	.397
	5	16	5/10	5/30	.349 (22 - 63)	5	3	10	0	.427
	-	3	7/7	7/20	.364 (4 - 11)	0	2	1	0	.385
	-	30	5/24	7/5	.302 (32 - 106)	5	1	24	2	.433
	-	20	6/13	7/9	.351 (26 - 74)	8	3	12	0	.437

Gold indicates career-best streak

PITCHES/PLATE APPEARANCE & PLATE APPEARANCE DEPTH

PLAYER	AVG. P/PA	TOTAL PA	TOTAL P	LONGEST PA (#)	DATE	INN.	PITCHER	RESULT
19 Alexander, CJ	4.01	215	863	9	7/21 vs. STP	▼ 3	Simeon Woods Richardson	Groundout (4-3)
3 Bradley, Tucker	3.91	230	899	10	4/29 @ NAS	▲ 3	Robert Stock	Groundout (4-3)
60 Briceno, José	3.40	45	153	7	6/21 @ ROC	▲ 2	Paolo Espino	Strikeout Swinging
17 Castellano, Angelo	4.05	258	1,046	12	7/28 @ COL	▲ 4	Randy Labaut	Walk
6 Dungan, Clay	3.96	174	689	10 (2x)	6/2 vs. MEM	▼ 10	Jake Walsh	Walk
24 Eaton, Nate	3.90	206	803	10 (2x)	7/5 @ GWN	▲ 9	Roel Ramirez	Groundout (5-3)
28 Gentry, Tyler	4.18	405	1,691	12	6/7 @ IND	▲ 9	Cody Bolton	Walk
11 Hechavarria, Adeiny	3.60	109	392	10	7/15 vs. IND	▼ 4	John O'Reilly	Walk
18 Hicklen, Brewer	3.83	227	869	10	6/3 vs. MEM	▼ 5	Zack Thompson	Strikeout Swinging
13 Loftin, Nick	3.38	250	844	9	7/15 vs. IND	▼ 7	Manuel Rodriguez	Popout, P3
22 Palacios, Jermaine	3.82	61	233	9	7/4 @ GWN	▲ 3	Nolan Kingham	Strikeout Swinging
14 Porter, Logan	4.09	339	1,386	9	6/15 vs. COL	▼ 6	Cade Smith	Strikeout Looking
7 Rave, John	4.21	148	623	8 (2x)	7/25 @ COL	▲ 8	Luis Oviedo	Walk
	3.93	2,667	10,491					

PINCH-HITTING LOG (20)

#	DATE	INNING	PINCH HITTER	HITTING FOR	RESULT
1.	4/5 vs. Toledo	▼ 9	CJ Alexander	Angelo Castellano	Fielder's Choice (4-6)
2.	4/14 @ Iowa	▲ 8	Tucker Bradley	Angelo Castellano	2-RBI Double
3.	4/18 vs. Gwinnett	▼ 9	Tucker Bradley	Angelo Castellano	Strikeout Looking
4.	4/29 @ Nashville	▲ 8	Logan Porter	CJ Alexander	Strikeout Swinging
5.	5/7 vs. Louisville	▼ 9	CJ Alexander	Angelo Castellano	Groundout (4-3)
6.	5/10 @ Scranton/WB	▲ 8	CJ Alexander	Angelo Castellano	Strikeout Swinging
7.	5/12 @ Scranton/WB	▲ 8	Brewer Hicklen	Tucker Bradley	Flyout (F9)
8.	5/20 vs. Toledo	▼ 9	Tucker Bradley	Angelo Castellano	Strikeout Swinging
9.	5/27 @ St. Paul	▲ 7	Clay Dungan	Samad Taylor	Groundout, 6-3
10.	6/28 vs. Iowa	▼ 9	Paxton Wallace	Adeiny Hechavarria	Strikeout Swinging
11.	7/3 vs. Iowa	▼ 9	Angelo Castellano	Jermaine Palacios	Strikeout Swinging
12.	7/4 @ Gwinnett	▲ 8	Samad Taylor	José Briceno	Strikeout Looking
13.	7/6 @ Gwinnett	▲ 9	Brewer Hicklen	Angelo Castellano	Flyout (F9)
14.	7/20 vs. St. Paul	▼ 9	John Rave	Jermaine Palacios	Strikeout Looking
15.	7/20 vs. St. Paul	▼ 9	CJ Alexander	Angelo Castellano	Flyout (F7)
16.	7/21 vs. St. Paul	▼ 8	Nick Loftin	Tucker Bradley	Strikeout Swinging
17.	7/22 vs. St. Paul	▼ 8	Clay Dungan	José Briceno	RBI Single
18.	7/26 @ Columbus	▲ 8	Logan Porter	José Briceno	Walk
19.	7/26 @ Columbus	▲ 8	Tucker Bradley	Jermaine Palacios	Strikeout Swinging
20.	7/28 @ Columbus	▲ 9	Tucker Bradley	Matt Beaty	Flyout (F8)

Omaha Pinch Hitters: 2-for-19, 2B, 3 RBI, 1 BB, 10 K

Most-Used Pinch Hitter:

Tucker Bradley (5x)

Most Frequently Pinch-Hit For:

Angelo Castellano (8x)

PITCH TIMER VIOLATIONS CALLED ON OMAHA HITTERS (7)

DATE	INNING	UMPIRE	HITTER	COUNT AT CALL	BATTER RESULT (COUNT)
1. April 12 @ Iowa	▲ 9	Tom Hanahan	Samad Taylor (1)	0-1	Single (0-2)
2. June 3 vs. Memphis	▼ 8	Cody Clark	Johan Camargo (1)	0-0	Strikeout (0-2)
3. June 6 @ Indianapolis	▲ 1	Lew Williams	Dairon Blanco (1)	0-2	Strikeout (0-3)
4. June 20 @ Rochester	▲ 9	Steven Jaschinski	Tyler Gentry (1)	0-0	Strikeout (0-2)
5. June 24 @ Rochester	▲ 3	Chris Marco	José Briceno (1)	0-0	Strikeout (2-2)
6. June 24 @ Rochester	▲ 8	Chris Marco	Adeiny Hechavarria (1)	0-0	Walk (3-2)
7. July 15 vs. Indianapolis	▼ 1	Austin Jones	John Rave (1)	0-0	Strikeout (0-2)

PITCHING

vs. Left-Handed Starter	13-17
vs. Right-Handed Starter	37-31
WITH Left-Handed Starter	26-23
WITH Right-Handed Starter	24-25
0-4 strikeouts	3-2
5-9 strikeouts	25-30
10+ strikeouts	22-16
0 runs of support	2-14
1-2 runs of support	14-21
3-4 runs of support	16-9
5-9 runs of support	15-4
10+ runs of support	2-0

SCORING

1-Run Games	9-13
2-Run Games	11-5
3-4-Run Games	15-12
5+ Run Games	15-18
Extra Innings	2-2
Shutouts	2-1
Doubleheaders	1-1 (1 SPLIT)
Scoring 0-2 Runs	2-18
3-5 Runs	11-20
6-9 Runs	26-9
10+ Runs	11-1
Opponent 0-2 Runs	19-0
3-5 Runs	19-11
6-9 Runs	12-27
10+ Runs	0-10
Scored in 1st Inning	23-11
Opponent scored in 1st	20-18
Scores first	31-21
Opponent scores first	19-27

HITTING

Omaha 0-5 hits	4-14
6-9 hits	16-20
10+ hits	30-14
Opponent 0-5 hits	10-3
6-9 hits	28-17
10+ hits	12-28
Out-hit opponent	35-12
Out-hit by opponent	11-32
Hits are tied	4-4
Hit 0 home runs	15-19
1 home run	15-20
2 home runs	8-6
3+ home runs	12-3
Opponent hit 0 home runs	20-6
1 home run	17-17
2 home runs	9-13
3+ home runs	4-12
Leave 0-5 runners on base	11-17
6-9 on base	29-21
10+ on base	10-10
Opponent leaves 0-5 runners on base	9-13
6-9 on base	25-29
10+ on base	16-6
Steals 0 bases	13-20
1 base	7-10
2 bases	13-10
3+ bases	17-8
Opponent steals 0 bases	22-20
1 base	18-13
2 bases	8-7
3+ bases	2-8

FIELDING

Turned 0 double plays	19-18
1 double play	20-19
2 double plays	6-9
3+ double plays	5-2
Made 0 errors	34-18
1 error	11-22
2 errors	3-5
3+ errors	2-3
Opponent made 0 errors	23-25
1 error	15-14
2 errors	8-8
3+ errors	4-1

TEAM HIGHS

LONGEST WIN STREAK *	11 Games	June 6 - June 18
LONGEST LOSING STREAK	5 Games (2x)	Last: July 2 - July 6
LONGEST HOME WINNING STREAK	6 Games	June 13 - June 18
LONGEST HOME LOSING STREAK	3 Games (3x)	Last: June 13 - June 15
LONGEST ROAD WINNING STREAK	5 Games (2x)	Last: June 6 - June 10
LONGEST ROAD LOSING STREAK	3 Games	July 4 - July 6
LARGEST MARGIN OF VICTORY	11 Runs	4/1 @ Indianapolis (12-1 Win)
LARGEST MARGIN OF DEFEAT	13 Runs (2x)	Last: 5/27 @ St. Paul (14-1 Loss)
LONGEST GAME, INNINGS	11 Innings	5/11 @ Scranton/Wilkes-Barre (4-3 Win)
LONGEST GAME, TIME	3:23	6/2 vs. Memphis (10-9 Win, 10 Innings)
LONGEST 9-INNING GAME, TIME	3:17	6/8 @ Indianapolis (15-7 Win)
SHORTEST 9-INNING GAME, TIME	2:00	7/18 vs. St. Paul (1-9 Win)
SHORTEST GAME, TIME	1:46	7/2 vs. Iowa, G2 (6-2 Loss)
LARGEST COMEBACK WIN	6 Runs, After 4th	5/6 vs. Louisville (11-9 Win)
LARGEST MARGIN OF LEAD SURRENDERED (LOSS)	5 Runs, After 7th	6/4 vs. Memphis (6-5 Loss)
MOST ERRORS, TEAM	3 (5x)	Last: 5/27 @ St. Paul (14-1 Loss)
MOST ERRORS, PLAYER	3	Angelo Castellano
LARGEST CROWD, HOME	9,023	7/3 vs. Iowa (7-6 Loss)
LARGEST CROWD, ROAD	11,084	7/25 @ Columbus (10-2 Loss)
WARMEST FIRST PITCH	89 Degrees (2x)	Last: 7/23 vs. St. Paul (3-1 Win)
COLDEST FIRST PITCH	35 Degrees	4/5 vs. Toledo (7-6 Loss)

OFFENSIVE HIGHS

MOST RUNS SCORED, GAME	16	5/17 vs. Toledo (16-8 Win)
MOST RUNS SCORED, INNING	10, 5th Inning	6/8 @ Indianapolis (15-7 Win)
MOST CONSECUTIVE INNINGS SCORED	5 (2x)	Last: 4th-8th Innings, 5/17 vs. Toledo (16-8 Win)
FEWEST HITS, GAME	2	5/20 vs. Toledo (4-1 Loss)
MOST HITS, GAME	18	5/17 vs. Toledo (16-8 Win)
MOST DOUBLES, GAME	7	5/17 vs. Toledo (16-8 Win)
MOST TRIPLES, GAME	2 (5x)	7/6 @ Gwinnett (9-6 Loss)
MOST HOME RUNS, GAME	5	7/30 @ Columbus (7-5 Win)
MOST EXTRA-BASE HITS, GAME	10	5/17 vs. Toledo (16-8 Win)
MOST RBI, GAME	15 (2x)	Last: 6/8 @ Indianapolis (15-7 Win)
MOST RUNNERS LOB, GAME	15	5/16 vs. Toledo (9-2 Loss)
MOST TOTAL BASES, GAME	34	5/17 vs. Toledo (16-8 Win)
MOST WALKS, GAME	11 (2x)	Last: 6/8 @ Indianapolis (15-7 Win)
MOST STRIKEOUTS, GAME	16	5/20 vs. Toledo (4-1 Loss)
FEWEST STRIKEOUTS, GAME	3 (3x)	Last: 7/30 @ Columbus (7-5 Win)
MOST STOLEN BASES, GAME	7	5/26 @ St. Paul (6-4 Win)
MOST HIT BY PITCHES	4	5/6 vs. Louisville (11-9 Win)
MOST DOUBLE PLAYS GROUNDED INTO, GAME	4 (3x)	Last: 5/28 @ St. Paul (10-6 Loss)

INDIVIDUAL OFFENSIVE HIGHS

MOST RUNS, GAME	3 (17x)	Last: Tyler Gentry, 7/29 @ Columbus (6-3 Loss)
MOST HITS, GAME	4 (10x)	Last: Tyler Gentry, 7/29 @ Columbus (6-3 Loss)
MOST DOUBLES, GAME	2 (16x)	Last: Nick Loftin, 7/27 @ Columbus (5-2 Win)
MOST TRIPLES, GAME	1 (17x)	Last: Clay Duncan, 7/23 vs. St. Paul (3-1 Win)
MOST HOME RUNS, GAME	2 (5x)	Last: Brewer Hicklen, 7/14 vs. Indianapolis (13-5 Loss)
MOST TOTAL BASES, GAME	13	Drew Waters
MOST RBI, GAME	6	Freddy Fermin
MOST WALKS, GAME	4	Samad Taylor
MOST STRIKEOUTS, GAME	4 (5x)	Last: John Rave, 7/29 @ Columbus (6-3 Loss)
MOST STOLEN BASES, GAME ^	4 (3x)	Last: Samad Taylor, 7/5 @ Gwinnett (8-7 Loss, 10 Innings)
MOST HIT BY PITCHES, GAME	2 (2x)	Last: Dairon Blanco, 5/25 @ St. Paul (8-6 Loss)
MOST SACRIFICE FLIES, GAME	2 (2x)	Last: Samad Taylor, 4/30 @ Nashville (10-6 Win)
MOST DOUBLE PLAYS GROUNDED INTO, GAME	2 (4x)	Last: Brewer Hicklen, 5/28 @ St. Paul (10-6 Loss)

PITCHING HIGHS

MOST RUNS ALLOWED, GAME	14 (3x)	Last: 5/27 @ St. Paul (14-1 Loss)
MOST RUNS ALLOWED, INNING	9, 7th Inning	5/28 @ St. Paul (10-6 Loss)
FEWEST HITS ALLOWED, GAME	2	7/18 vs. St. Paul (1-9 Win)
MOST HITS ALLOWED, GAME	18	5/9 @ Scranton/Wilkes-Barre (14-2 Loss)
MOST TOTAL BASES ALLOWED, GAME	34 (2x)	Last: 5/9 @ Scranton/Wilkes-Barre (14-2 Loss)
FEWEST STRIKEOUTS, GAME	3	4/18 vs. Gwinnett (4-1 Loss)
MOST STRIKEOUTS, GAME	15	5/11 @ Scranton/Wilkes-Barre (11 Innings)
FEWEST WALKS ALLOWED, GAME	0 (2x)	Last: 6/28 vs. St. Paul (3-1 Win)
MOST WALKS ALLOWED, GAME	12	6/28 vs. Iowa (9-2 Loss)
MOST HOME RUNS ALLOWED, GAME	6 (2x)	Last: 5/31 vs. Memphis (9-4 Loss)
MOST WILD PITCHES	4 (2x)	Last: 7/19 vs. St. Paul (9-4 Loss)
MOST HIT BATTERS *	5	7/19 vs. St. Paul (9-4 Loss)

INDIVIDUAL PITCHING HIGHS

MOST RUNS ALLOWED, GAME	11	Jonathan Heasley
MOST EARNED RUNS ALLOWED, GAME ^	1	Jonathan Heasley
FEWEST HITS ALLOWED, GAME (STARTER)	1 (5x)	Last: Brad Keller (2.0 IP), 7/2 vs. Iowa, G1 (11-1 Win)
MOST HITS ALLOWED, GAME	11	Jonathan Heasley
MOST HOME RUNS ALLOWED, GAME ^	5 (2x)	Last: Austin Cox, 5/31 vs. Memphis (9-4 Loss)
MOST STRIKEOUTS	9	Ryan Yarbrough
MOST CONSECUTIVE STRIKEOUTS	5	Ryan Yarbrough
MOST WALKS ALLOWED, GAME	5 (3x)	Last: Cole Ragans, 7/27 @ Columbus (5-2 Win)
MOST HIT BATTERS, GAME	3	Jonah Dipoto
MOST WILD PITCHES, GAME	3	Jackson Kowar
MOST INNINGS PITCHED, STARTER	7.0	Jonathan Heasley
MOST PITCHES THROWN, STARTER	104	Jonathan Heasley
MOST INNINGS PITCHED, RELIEVER	4.1 (2x)	Last: Jonathan Bowlan, 7/2 vs. Iowa, G1 (11-1 Win)
MOST PITCHES THROWN, RELIEVER	94	Jonathan Bowlan

^ Indicates Storm Chasers Record Tied

* Indicates Storm Chasers Record Set

STATCAST LEADERS (TOP 10)

LONGEST MEASURED HOMER DISTANCE			HIGHEST BATTED BALL EXIT VELOCITY			HIGHEST PITCH VELOCITY			HIGHEST PITCH SPIN RATE		
Player	Distance (Pitcher)	Date	Player	Exit Velo (Batted Ball Type)	Date	Player	Pitch Velo (Pitch Result)	Date	Player	Spin Rate (Pitch Type)	Date
Tyler Gentry	471 (2-Run off Connor Thomas)	5/30 vs. MEM	CJ Alexander	115.3 (Double vs. Reese Olson)	4/7 vs. TOL	Will Klein	100.7 (Richie Martin, Foul Ball)	6/21 @ ROC	Jonah Dipoto	3,340 (94.6mph Sinker vs. George Valera)	7/29 @ COL
Dairon Blanco	455 (Solo off Simeon Woods Richardson)	5/23 @ STP	Drew Waters	111.8 (Double vs. Sam Clay)	5/19 vs. TOL	Steven Cruz	100.3 (Zack Collins, Called Strike)	7/29 @ COL	Josh Dye	3,329 (81.2mph Changeup vs. Joe Hudson)	4/21 vs. GWN
Brewer Hicklen	443 (3-Run off Miguel Diaz)	5/18 vs. TOL	Brewer Hicklen	111.7 (Single vs. Kent Emanuel)	6/9 @ IND	Steven Cruz	100.3 (Oscar Gonzalez, Foul Ball)	7/25 @ COL	Jon Heasley	3,090 (93.8mph 45-Fastball vs. Abraham Toro)	4/30 @ NAS
Adair Hefner	433 (2-Run off Peyton Battenfield)	7/30 @ COL	Jose Briceño	111.5 (Groundout vs. Jared Jones)	7/16 vs. IND	Will Klein	100.3 (Jake Slaughter, Strikeout)	7/3 vs. IOW	Josh Staumont	3,058 (81.0mph Curveball vs. Miguel Andujar)	3/31 @ IND
Nick Loftin	433 (3-Run off Brent Headrick)	5/24 @ STP	CJ Alexander	110.6 (Lineout vs. Cody Bolton)	6/10 @ IND	Steven Cruz	100.2 (Brayan Rocio Foul Ball)	7/29 @ COL	Jonah Dipoto	3,028 (82.2mph Slider vs. Vaughn Grissom)	7/4 @ GWN
Tyler Gentry	431 (3-Run off Hunter Stratton)	6/10 @ IND	Brewer Hicklen	110.4 (Double vs. Robert Gasser)	4/30 @ NAS	Will Klein	100.2 (Richie Martin, Foul Ball)	6/21 @ ROC	James McArthur	3,021 (82.8mph Curveball vs. Jhonkensy Noel)	7/27 @ COL
Brewer Hicklen	428 (2-Run off Juan Minaya)	7/14 vs. IND	CJ Alexander	109.9 (Home vs. Mitch Spence)	5/14 @ SWB	Will Klein	100.2 (Zack Collins, Strikeout)	6/14 vs. COL	Jonah Dipoto	3,010 (80.5mph Curveball vs. Kramer Robertson)	5/31 vs. MEM
Freddy Fermin	428 (2-Run off Ashton Goudeau)	4/8 vs. TOL	Dairon Blanco	109.6 (Double Play vs. Kervin Castro)	4/7 vs. TOL	Steven Cruz	100.0 (Brayan Rocio Foul Ball)	7/29 @ COL	Jonah Dipoto	3,008 (80.8mph Slider vs. Masyn Winn)	5/31 vs. MEM
Brewer Hicklen	426 (Solo off Ryan Loutos)	6/1 vs. MEM	Brewer Hicklen	109.5 (Home vs. D.J. Snelten)	5/14 @ SWB	Will Klein	99.9 (Matt Mervis, Strikeout)	7/3 vs. IOW	James McArthur	3,007 (82.3mph Curveball vs. Daniel Schneemann)	7/27 @ COL
Johan Camargo	426 (Solo off Randy Dobnak)	5/27 @ STP	Brewer Hicklen	109.4 Groundout vs. Tyler Chatwood)	6/10 @ IND	Steven Cruz	99.7 (Daniel Schneemann Foul Ball)	7/29 @ COL	James McArthur	3,005 (82.7mph Curveball vs. Daniel Schneemann)	7/27 @ COL

THE LAST TIME OMAHA...

THREW A PERFECT GAME.....
THREW A 9-INNING NO-HITTER.....6/20/1988 vs. Columbus (Luis Aquino, 2-0 win)
THREW A 7-INNING NO-HITTER.....7/13/1990 @ Iowa [G1] (Gene Walter, 3-0 win)
THREW A COMBINED NO-HITTER.....4/17/1997 vs. Oklahoma City (Jim Converse and Allen McMill, 2-0 win)

THREW A COMBINED 1-HITTER (9 Innings).....8/26/2019 vs. Nashville (5-0 Win)
Pitchers: Arnaldo Hernandez (8.0 IP), Gabe Speier (1.0 IP)
THREW A COMBINED 1-HITTER (7 Innings).....7/18/2023 vs. St. Paul (1-0 Win)
Pitchers: Anthony Veneziano (5.0 IP), James McArthur (2.2 IP) & Walter Pennington (1.1 IP)
THREW A COMBINED 2-HITTER (7 Innings).....June 7, 2017 vs. Nashville (4-0 Loss)
GOT NO-HIT (9 INNINGS).....Pitchers: Chris Smith, Sean Doolittle, Tucker Healy and Simon Castro,
8/29/2008 vs. Oklahoma [G1] (Dustin Nippert, 2-0 loss)
GOT NO-HIT (LESS THAN 9 INNINGS).....8/15/2021 vs. Iowa (10-0 Loss)
GOT 1-HIT.....5/20/2023 vs. Toledo (4-1 Loss)
GOT 2-HIT.....

THREW A COMBINED 9-INNING SHUTOUT.....7/18/2023 vs. St. Paul (1-0 Win)
Pitchers: Anthony Veneziano (5.0 IP), James McArthur (2.2 IP) & Walter Pennington (1.1 IP)
THREW SHUTOUTS IN 3 STRAIGHT GAMES.....8/7/2018 vs. Salt Lake and 8/9 and 8/10/2018 @ Round Rock (5-0, 9-0, 2-0)
THREW BACK-TO-BACK SHUTOUTS.....8/9 and 8/10/2018 @ Round Rock (9-0 Win & 2-0 Win)
GOT SHUT OUT (9 INNINGS).....4/26/2023 @ Nashville (5-0 Loss)
GOT SHUT OUT IN BACK-TO-BACK GAMES.....7/23 and 7/24/2022 vs. Iowa (10-0 Loss, 7-0 Loss)
GOT SHUT OUT IN 3 STRAIGHT GAMES.....N/A (Since 2005)
GOT SHUT OUT (LESS THAN 9 INNINGS).....5/28, 2022 @ Louisville [G2] (3-0 Loss)

HAD A 11-GAME WINNING STREAK.....June 6 to June 18, 2023
HAD A 10-GAME WINNING STREAK.....June 5 to June 16, 2012
HAD A 9-GAME WINNING STREAK.....May 22 to June 1, 2021
HAD A 8-GAME WINNING STREAK.....May 23 to May 30, 2010
HAD A 7-GAME WINNING STREAK.....July 21 to July 26, 2015
HAD A 6-GAME WINNING STREAK.....August 25 to August 31, 2021

LOST 10 GAMES IN A ROW.....August 6 to August 16, 2006
LOST 8 GAMES IN A ROW.....June 6 to June 14, 2016
LOST 7 GAMES IN A ROW.....April 20 to April 28, 2019
LOST 6 GAMES IN A ROW.....May 4 to May 9, 2018

STRUCK OUT 19+ OPPOSING HITTERS.....5/6/2021 vs. St. Paul (19)
STRUCK OUT 17+ OPPOSING HITTERS.....5/6/2021 vs. St. Paul (19)
STRUCK OUT 15+ OPPOSING HITTERS.....5/11/2023 @ Scranton/Wilkes-Barre (15)
STRUCK OUT 10+ OPPOSING HITTERS.....7/30/2023 @ Columbus (10)

SCORED 20+ RUNS IN ONE GAME.....7/4/2022 vs. Toledo (20)
SCORED 15+ RUNS IN ONE GAME.....6/8/2023 @ Indianapolis (15)
SCORED 10+ RUNS IN ONE GAME.....7/3/2023 vs. Iowa, G1 (11)
ALLOWED 20+ RUNS IN ONE GAME.....9/11/2021 @ St. Paul (21)
ALLOWED 15+ RUNS IN ONE GAME.....9/11/2022 vs. Indianapolis (19)
ALLOWED 10+ RUNS IN ONE GAME.....7/25/2023 @ Columbus (10)

HAD 27+ HITS IN ONE GAME.....7/4/2022 vs. Toledo (27)
HAD 25+ HITS IN ONE GAME.....7/4/2022 vs. Toledo (27)
HAD 20+ HITS IN ONE GAME.....7/4/2022 vs. Toledo (27)
HAD 15+ HITS IN ONE GAME.....7/3/2023 vs. Iowa, G1 (16)
HAD 10+ HITS IN ONE GAME.....7/29/2023 @ Columbus (11)
ALLOWED 22+ HITS IN ONE GAME.....8/2/2019 @ Reno (23)
ALLOWED 20+ HITS IN ONE GAME.....8/2/2019 @ Reno (23)
ALLOWED 15+ HITS IN ONE GAME.....5/27/2023 @ St. Paul (16)
ALLOWED 10+ HITS IN ONE GAME.....7/25/2023 @ Columbus (11)

WALKED 14+ TIMES IN ONE GAME.....4/14/2022 vs. Louisville (14)
WALKED 10+ TIMES IN ONE GAME.....7/26/2023 @ Columbus (10)
WALKED 8+ TIMES IN ONE GAME.....7/26/2023 @ Columbus (10)
ALLOWED 13+ WALKS IN ONE GAME.....5/8/2007 vs. Sacramento (13)
ALLOWED 10+ WALKS IN ONE GAME.....7/19/2023 vs. St. Paul (11)
ALLOWED 8+ WALKS IN ONE GAME.....7/27/2023 @ Columbus (9)

HIT 9+ HOME RUNS IN A GAME.....7/3/2022 vs. Toledo (9)
HIT 7+ HOME RUNS IN A GAME.....7/3/2022 vs. Toledo (9)
HIT 5+ HOME RUNS IN A GAME.....7/30/2023 @ Columbus (5)
HIT 3+ HOME RUNS IN A GAME.....7/30/2023 @ Columbus (5)
ALLOWED 7+ HOME RUNS IN A GAME.....9/5/2021 vs. Toledo (7)
ALLOWED 5+ HOME RUNS IN A GAME.....5/31/2023 vs. Memphis (6)
ALLOWED 3+ HOME RUNS IN A GAME.....7/28/2023 @ Columbus (4)

HAD 2 PLAYERS HIT 2 HOME RUNS IN A GAME.....Nate Eaton & Roman Quinn, 7/4/2022 vs. Toledo (20-6 win)
HIT BACK-TO-BACK HOME RUNS.....4/5/2023 vs. Toledo, 6th inning (7-6 loss)
Tyler Gentry (3-run) & Logan Porter (solo)
HIT 3 STRAIGHT HOME RUNS.....5/21/2021 @ Iowa, 9th Inning (9-8 loss)
Anderson Miller (2-run), Sebastian Rivero (solo), Gabriel Cancel (solo)

SCORED 10+ RUNS IN AN INNING.....10 Runs, 5th Inning - 6/8/2023 @ Indianapolis (15-7 win)
SCORED 7+ RUNS IN AN INNING.....7 Runs, 4th Inning - 9/17/2023 vs. Columbus (13-4 win)
SCORED 5+ RUNS IN AN INNING.....5 Runs, 5th Inning - 7/30/2023 @ Columbus (7-5 win)
SCORED 5+ RUNS IN AN EXTRA INNING.....6 Runs, 11th Inning - 8/3/2021 @ Columbus (11-7 win)
ALLOWED 10+ RUNS IN AN INNING.....10 Runs, 6th Inning - 7/16/2012 vs. Oklahoma City (16-6 loss)
ALLOWED 7+ RUNS IN AN INNING.....7 Runs, 5th Inning - 7/25/2023 @ Columbus (10-2 loss)
ALLOWED 5+ RUNS IN AN INNING.....7 Runs, 5th Inning - 7/25/2023 @ Columbus (10-2 loss)
ALLOWED 5+ RUNS IN AN EXTRA INNING.....6 Runs, 12th Inning - 7/7/2017 vs. Colorado Springs (8-4 loss)

WON A GAME BY 15+ RUNS.....14 Runs - 7/4/2023 vs. Toledo (20-6 win)
WON A GAME BY 10+ RUNS.....10 Runs - 7/3/2023 vs. Iowa, G1 (11-1 win)
LOST A GAME BY 15+ RUNS.....16 Runs - 9/11/2022 vs. Indianapolis, (19-3 loss)
LOST A GAME BY 10+ RUNS.....13 Runs - 5/27/2023 @ St. Paul (14-1 loss)

SCORED 12+ RUNS IN CONSECUTIVE GAMES.....9/25/2021 and 9/26/2021 vs. Indianapolis (12-3 Win & 17-12 loss)
SCORED 10+ RUNS IN CONSECUTIVE GAMES.....6/26/2022 vs. Columbus & 6/28/2022 @ St. Paul (17-4 Win, 11-2 win)
SCORED JUST ONE RUN WITHOUT AN RBI.....5/4/2019 vs. Iowa (6-1 loss)
SCORED MULTIPLE RUNS WITHOUT AN RBI.....4/30/2018 @ Iowa (10-3 loss)
SCORED MORE RUNS THAT RECORDED HITS.....6/14/2023 vs. Columbus (6-1 win, 6 runs on 5 hits)

TURNED 6 DOUBLE PLAYS IN ONE GAME.....8/25/08 vs. New Orleans
TURNED 5 DOUBLE PLAYS IN ONE GAME.....4/1/2023 @ Indianapolis
TURNED 4 DOUBLE PLAYS IN ONE GAME.....5/9/2023 @ Scranton/Wilkes-Barre
TURNED 3+ DOUBLE PLAYS IN ONE GAME.....6/16/2023 vs. Columbus (3)
TURNED A TRIPLE PLAY.....5/13/2023 @ Scranton/WB, 5th Inning (8-6 loss)
6-4-3-5 (Fielders: Angelo Castellano to Samad Taylor to CJ Alexander to Nick Loftin | Batter: Ben Rortvedt)
HIT INTO A TRIPLE PLAY.....7/9/2023 @ Gwinnett, Adeiny Hechavarria, 7th Inning (8-1 loss)
5-4-3 (Fielders: Daniel Robertson to Vaughn Grissom to Joe Dunand)

COMMITTED 6 ERRORS.....5/10/2012 @ Sacramento
COMMITTED 5 ERRORS.....4/16/2006 @ Memphis
COMMITTED 4 ERRORS.....6/29/2022 @ St. Paul
COMMITTED 3+ ERRORS.....5/27/2023 @ St. Paul (3)

EVERY STORM CHASER IN THE STARTING LINEUP HAD A HIT.....6/29/2023 vs. Iowa
EVERY STORM CHASER IN THE STARTING LINEUP SCORED A RUN.....6/17/2023 vs. Columbus
EVERY STORM CHASER IN THE STARTING LINEUP HAD A HIT AND SCORED A RUN.....
LINEUP BATTED AROUND TWICE IN ONE GAME.....3rd and 4th Innings - 6/17/2023 vs. Columbus

WON ON THE LAST AT-BAT OF THE GAME (WALK-OFF WIN).....7/21/2023 vs. St. Paul (5-4 Win, 9 innings)
LOST ON THE LAST AT-BAT OF THE GAME (WALK-OFF LOSS).....7/5/2023 @ Gwinnett (8-6 Loss, 10 innings)
PLAYED BACK-TO-BACK EXTRA-INNING GAMES.....7/2 and 7/3/2019 @ Round Rock (7-6 Loss & 9-8 Loss, both 10 innings)

WON BOTH GAMES OF A DOUBLEHEADER.....8/22/2022 vs. Scranton/Wilkes-Barre (9-4 Win & 12-10 Win)
PITCHED SHUTOUTS IN BOTH GAMES OF A DOUBLEHEADER.....N/A (Since 2005)
LOST BOTH GAMES OF A DOUBLEHEADER.....8/29/2018 vs. Colorado Springs (3-2 Loss & 7-0 Loss)
SHUT OUT IN BOTH GAMES OF A DOUBLEHEADER.....6/2/2013 vs. Memphis (7-0 Loss, 5-0 Loss)

OPPOSING HITTER HAD A 3-HOMER GAME.....Christian Encarnacion-Strand, 5/4/2023 vs. Louisville
OPPOSING HITTER HIT FOR THE A CYCLE.....Matt McClain, 5/4/2023 vs. Louisville

THE LAST TIME AN OMAHA HITTER...

HAD 6 HITS IN ONE GAME.....Matt Diaz, 7/27/2005 @ Portland
HAD 5 HITS IN ONE GAME.....Dairon Blanco, 9/15/2022 @ Columbus
HAD 4 HITS IN ONE GAME.....Tyler Gentry, 7/29/2023 @ Columbus
HAD 3 HITS IN ONE GAME.....John Rave, 7/26/2023 @ Columbus

HIT 2 HOME RUNS IN ONE GAME.....Ryan McBroom, 6/13/2021 @ St. Paul
HIT 3 HOME RUNS IN ONE GAME.....Brewer Hicklen, 6/23/2005 vs. Indianapolis
HIT 2 TRIPLES IN ONE GAME.....Angel Franco, 5/6/2016 @ Iowa
HAD 4 DOUBLES IN ONE GAME.....Jordan Parraz, 5/18/2010 @ Las Vegas
HIT 3 DOUBLES IN ONE GAME.....Dairon Blanco, 9/15/2022 @ Columbus
HIT 2 DOUBLES IN ONE GAME.....Nick Loftin, 7/27/2023 @ Columbus
HIT 2 SACRIFICE FLIES IN ONE GAME.....Samad Taylor, 4/30/2023 @ Nashville

HIT A GRAND SLAM.....Adeiny Hechavarria, 6/22/2023 @ Rochester
HIT AN INSIDE-THE PARK HOME RUN.....John Rave, 6/18/2023 vs. Columbus
LED OFF A HOME GAME WITH A HOME RUN.....Nate Eaton, 6/17/2023 vs. Columbus
LED OFF A ROAD GAME WITH A HOME RUN.....Drew Waters, 8/16/2022 @ Louisville
HIT A PINCH-HIT HOME RUN.....Elier Hernández, 5/22/2019 vs. Iowa
HIT A WALK-OFF HOME RUN.....Nate Eaton, 5/31/2022 vs. Indianapolis
HIT A WALK-OFF GRAND SLAM.....Jimmy Govecn, 5/27/2022 vs. Columbus
HIT A WALK-OFF PINCH-HIT HOME RUN.....Chad Santos, 8/23/2005 vs. New Orleans
HIT FOR THE CYCLE.....Jimmy Paredes, 5/12/2014 vs. New Orleans

HAD 11 RBI IN ONE GAME.....Mike Moustakas, 8/30/2010 vs. Round Rock
HAD 9 RBI IN ONE GAME.....Brett Eibner, 4/9/2014 vs. Memphis
HAD 8 RBI IN ONE GAME.....Jimmy Paredes, 5/12/2014 vs. New Orleans
HAD 7 RBI IN ONE GAME.....Brett Hayes, 4/14/2013 vs. Nashville
HAD 6 RBI IN ONE GAME.....Freddy Fermin, 4/8/2023 vs. Toledo
HAD 5 RBI IN ONE GAME.....Tyler Gentry, 6/8/2023 @ Indianapolis
HAD 4 RBI IN ONE GAME.....Adeiny Hechavarria, 6/22/2023 @ Rochester

SCORED 5 RUNS IN ONE GAME.....Brett Eibner, 5/12/2014 vs. New Orleans
SCORED 4 RUNS IN ONE GAME.....Maikel Garcia, 9/15/2022 @ Columbus
SCORED 3 RUNS IN ONE GAME.....Tyler Gentry, 7/29/2023 @ Columbus

WALKED 4 TIMES IN ONE GAME.....Samad Taylor, 7/26/2023 @ Columbus
WALKED 3 TIMES IN ONE GAME.....Samad Taylor, 7/7/2023 @ Gwinnett

STOLE 4 BASES IN ONE GAME.....Samad Taylor, 7/5/2023 @ Gwinnett
STOLE 3 BASES IN ONE GAME.....Dairon Blanco, 6/10/2023 @ Indianapolis
STOLE 2 BASES IN ONE GAME.....Samad Taylor, 7/21/2023 vs. St. Paul

STRUCK OUT 5 TIMES IN ONE GAME.....Drew Waters, 8/10/2022 @ Toledo
STRUCK OUT 4 TIMES IN ONE GAME.....John Rave, 7/29/2023 @ Columbus
STRUCK OUT 3 TIMES IN ONE GAME.....Porter, Alexander & Gentry, 7/28/2023 @ Columbus

REACHED BASE 6 TIMES IN ONE GAME.....Nicky Lopez, 7/27/2018 @ Fresno
REACHED BASE 5 TIMES IN ONE GAME.....Tyler Gentry, 7/29/2023 @ Columbus
REACHED BASE 4 TIMES IN ONE GAME.....John Rave, 7/28/2023 @ Columbus

REACHED BASE IN EVERY TRIP TO THE PLATE (6 PA).....Brett Eibner, 4/9/2014 vs. Memphis
REACHED BASE IN EVERY TRIP TO THE PLATE (5 PA).....Tyler Gentry, 7/29/2023 @ Columbus
REACHED BASE IN EVERY TRIP TO THE PLATE (4 PA).....John Rave, 7/28/2023 @ Columbus
REACHED BASE IN EVERY TRIP TO THE PLATE (3 PA).....Angelo Castellano, 7/2/2023 vs. Iowa [G1]

HAD 2 HOME RUNS IN THE SAME INNING.....Brett Eibner: 5th Inning, 5/12/2015 vs. Memphis
HAD 2 DOUBLES IN THE SAME INNING.....Clay Dungan: 6th inning, 6/26/2022 vs. Columbus
HAD 2 HITS IN THE SAME INNING.....Angelo Castellano: 3rd Inning, 7/2/2023 vs. Iowa [G1]
HAD 2 WALKS IN THE SAME INNING.....Samad Taylor: 5th Inning, 6/8/2023 @ Indianapolis
REACHED 2 TIMES IN THE SAME INNING.....Angelo Castellano: 3rd Inning, 7/2/2023 vs. Iowa [G1]
SCORED 2 RUNS IN THE SAME INNING.....Dairon Blanco & Samad Taylor: 5th Inning, 6/8/2023 @ Indianapolis

HIT HOME RUNS IN 6 STRAIGHT GAMES.....Steve Sisco, June 13 to June 21, 1998
HIT HOME RUNS IN 5 STRAIGHT GAMES.....Cory Aldridge, July 27 to August 8, 2009
HIT HOME RUNS IN 4 STRAIGHT GAMES.....Nick Pratto, August 19 to August 22, 2021
HIT HOME RUNS IN 3 STRAIGHT GAMES.....Brent Rooker, September 23 to September 26, 2022
HIT HOME RUNS IN BACK-TO-BACK GAMES.....CJ Alexander, June 7 and 8, 2023
HIT HOME RUNS IN BOTH GAMES OF A DOUBLEHEADER.....Nick Pratto, 4/7/2022 @ Indianapolis
HIT HOME RUNS FROM BOTH SIDES OF THE PLATE, GAME.....Tim Raines Jr., 8/20/2009 @ Tacoma
HIT HOME RUN IN FIRST OMAHA AT-BAT.....Jakson Reetz, 8/28/2022 vs. Scranton/WB [G1]

HAD 2+ HITS IN 7 STRAIGHT GAMES.....Johnny Giavotella, August 3 to August 14, 2014
HAD 2+ HITS IN 6 STRAIGHT GAMES.....Dairon Blanco, September 10 to September 17, 2022
HAD 2+ HITS IN 5 STRAIGHT GAMES.....MJ Melendez, September 25 to October 2, 2021

HAD A 20+ GAME HITTING STREAK.....Frank Schwindel, 20 Games: July 22 to August 13, 2018
HAD A 18+ GAME HITTING STREAK.....Frank Schwindel, 20 Games: July 22 to August 13, 2018
HAD A 16+ GAME HITTING STREAK.....Frank Schwindel, 20 Games: July 22 to August 13, 2018
HAD A 14+ GAME HITTING STREAK.....Dairon Blanco, 15 Games: May 15 to July 10, 2022
HAD A 12+ GAME HITTING STREAK.....Nick Loftin, 12 Games: May 16 to May 30, 2023

HAD A 40+ GAME REACHED BASE STREAK.....Shane Costa, 46 Games: April 14 to August 8, 2007
HAD A 35 to 39 GAME REACHED BASE STREAK.....Alex Gordon, 39 Games: May 9 to June 19, 2010
HAD A 30 to 34 GAME REACHED BASE STREAK.....Logan Porter, 30 Games: May 25 to July 9, 2023
HAD A 25 to 29 GAME REACHED BASE STREAK.....Kelvin Gutierrez, 25 Games: April 5 to June 16, 2019
HAD A 20 to 24 GAME REACHED BASE STREAK.....John Rave, 20 Games: June 13 to July 9, 2023

THE LAST TIME AN OMAHA PITCHER...

THREW A 1-HITTER (9 Innings).....Luis Mendoza, 7/18/2011 @ Memphis
THREW A 1-HITTER (7 Innings).....Jeff Suppan, 6/21/2011 @ Nashville
THREW A 2-HITTER (9 Innings).....Arnaldo Hernandez, 7/21/2018 vs. Round Rock [G1]
THREW A 2-HITTER (7 Innings).....

THREW A 9-INNING COMPLETE GAME SHUTOUT.....Luis Mendoza, 7/18/2011 @ Memphis
THREW A 7-INNING COMPLETE GAME SHUTOUT.....Jake Kalish, 7/2/2018 vs. Nashville [G1]
THREW A 5-INNING COMPLETE GAME SHUTOUT.....Anthony Lerew, 8/31/2010 vs. Round Rock

THREW A 9-INNING COMPLETE GAME.....Arnaldo Hernandez, 8/15/2018 vs. Oklahoma City
THREW AN 8-INNING COMPLETE GAME.....John Lannan, 6/16/2016 @ Oklahoma City
THREW A 7-INNING COMPLETE GAME.....Austin Cox, 8/28/2022 vs. Scranton/WB [G1]
THREW A 6-INNING COMPLETE GAME.....Matt Wright, 8/8/2008 @ Nashville [G2]
THREW A 5-INNING COMPLETE GAME.....Trevor Oaks, 8/6/2018 vs. Salt Lake

STRUCK OUT 12 IN A GAME.....Jakob Junis, 5/26/2017 @ Nashville
STRUCK OUT 11 IN A GAME.....John Lamb, 7/9/2014 vs. Iowa
STRUCK OUT 10 IN A GAME.....Jackson Kowar, 7/3/2021 @ St. Paul

WALKED 7 IN A GAME.....Josh Staumont, 5/24/2017 @ Nashville
WALKED 6 IN A GAME.....Drew Parrish, 6/22/2022 vs. Columbus
WALKED 5 IN A GAME.....Cole Ragans, 7/27/2023 @ Columbus

ALLOWED 6 HOME RUNS IN A GAME.....Matt Wright, 8/18/2007 vs. Albuquerque
ALLOWED 5 HOME RUNS IN A GAME.....Austin Cox, 5/31/2023 vs. Memphis
ALLOWED 4 HOME RUNS IN A GAME.....Jake Kalish, 9/24/2021 vs. Indianapolis
ALLOWED 3 HOME RUNS IN A GAME.....Max Castillo, 7/28/2023 @ Columbus
ALLOWED 2+ HOME RUNS IN A GAME.....Anthony Veneziano, 7/29/2023 @ Columbus

THREW 120+ PITCHES IN A GAME.....Brett Tomko, 5/8/2014 @ Round Rock (127)
THREW 115+ PITCHES IN A GAME.....Luke Farrell, 6/8/2017 vs. Nashville (116)
THREW 110+ PITCHES IN A GAME.....Christian Binford, 9/3/2017 vs. Iowa (110)
THREW 100+ PITCHES IN A GAME.....Max Castillo, 6/3/2023 vs. Memphis (100)
THREW 95+ PITCHES IN A GAME.....Cole Ragans, 7/21/2023 vs. St. Paul (96)
THREW 90+ PITCHES IN A GAME.....Angel Zerpa, 7/26/2023 @ Columbus (92)

THREW A QUALITY START.....Angel Zerpa, 7/26/2023 @ Columbus
WON HIS OMAHA DEBUT.....Jonathan Bowlan, 6/22/2023 @ Rochester
THREW A AN IMMACULATE INNING.....Anthony Swarzak, 6/3/2021 vs. Iowa

AFTER-INNING RECORDS

LEADING TRAILING TIED

AFTER 1 INNING	19 - 9	11 - 15	20 - 24
AFTER 2 INNINGS	31 - 12	12 - 20	8 - 15
AFTER 3 INNINGS	31 - 12	8 - 26	11 - 10
AFTER 4 INNINGS	36 - 13	8 - 28	6 - 7
AFTER 5 INNINGS	36 - 13	9 - 31	5 - 5
AFTER 6 INNINGS	36 - 11	8 - 35	6 - 2
AFTER 7 INNINGS	38 - 7	6 - 36	5 - 4
AFTER 8 INNINGS	41 - 2	3 - 38	5 - 5

STORM CHASERS BIG INNINGS

DATE INNING RUNS

1. June 8 @ Indianapolis	Top 5th	10
2. June 17 vs. Columbus	Bottom 4th	7
May 17 vs. Toledo	Bottom 1st	7
April 2 @ Indianapolis	Top 8th	7
5. July 2 vs. Iowa [G1]	Bottom 3rd	6
June 2 vs. Memphis	Bottom 5th	6
May 18 vs Toledo	Bottom 8th	6
April 8 vs. Toledo	Bottom 3rd	6

SCORE BY INNINGS

	1	2	3	4	5	6	7	8	9	10	11+	TOTAL
Omaha	63	55	64	58	79	59	53	55	57	1	1	545
Opponents	56	57	58	48	74	95	57	61	44	2	0	552
Difference	7	-2	6	10	5	-36	-4	-6	13	-1	1	-7

SCORE BY INNINGS V. LOUISVILLE

	1	2	3	4	5	6	7	8	9	10	11+	TOTAL
Omaha	5	3	1	2	7	3	9	3	5	0	0	38
Louisville	6	4	9	3	3	11	3	3	2	0	0	44
vs. Louisville Difference	-1	-1	-8	-1	4	-8	6	0	3	0	0	-6

MULTI-RUN INNINGS

	2	3	4	5	6	7	8	9	10+	TOTAL
Storm Chasers	71	35	18	4	4	3	-	-	1	136
Opponents	69	31	14	6	6	3	2	1	-	132

RECORD BY RUNS SCORED/ALLOWED

RUNS	0	1	2	3	4	5	6	7	8	9	10	11	12	13+
SCORED	0 - 1	1 - 6	1 - 11	2 - 7	5 - 6	4 - 7	8 - 8	6 - 1	7 - 0	5 - 0	3 - 1	3 - 0	1 - 0	4 - 0
ALLOWED	2 - 0	9 - 0	8 - 0	8 - 2	7 - 6	4 - 3	5 - 8	2 - 4	3 - 7	2 - 8	0 - 3	0 - 1	0 - 2	0 - 4

RECORD BY MARGIN OF VICTORY/DEFEAT

1 Run	2 Runs	3 Runs	4 Runs	5 Runs	6 Runs	7 Runs	8 Runs	9 Runs	10+ Runs
9 - 13	11 - 5	6 - 8	9 - 4	7 - 4	1 - 4	0 - 5	3 - 2	2 - 0	2 - 3

2023 STORM CHASERS MONTH BY MONTH

HITTING

MONTH	AVG	G	AB	R	H	TB	2B	3B	HR	RBI	BB	IBB	SO	SB	CS	OBP	SLG	OPS	SAC	SF	HBP	GIDP	LOB
MARCH	.300	1	40	8	12	16	2	1	0	8	9	0	12	5	0	.429	.400	.829	0	0	0	0	14
APRIL	.250	24	799	124	200	352	49	2	33	118	99	0	204	38	8	.337	.441	.778	1	11	11	24	156
MAY	.269	26	885	148	238	386	53	7	27	131	120	0	218	58	13	.366	.436	.802	1	6	19	28	198
JUNE	.281	24	804	152	226	362	55	3	25	142	125	2	216	45	7	.380	.450	.830	7	15	13	20	184
JULY	.256	23	757	113	194	335	42	6	29	106	102	2	175	22	9	.347	.443	.790	0	8	8	11	166
AUGUST																							
SEPTEMBER																							
TOTAL	.265	98	3285	545	870	1451	201	19	114	505	455	4	825	168	37	.359	.442	.801	9	40	51	83	718

PITCHING

MONTH	W	L	ERA	G	GS	CG	SHO	GF	HLD	SV	SVO	IP	H	R	ER	HR	HB	BB	SO	WP	BK	WHIP	AVG
MARCH	1	0	6.00	1	1	0	0	1	0	1	1	9.0	11	6	6	1	1	2	7	0	1	1.44	.297
APRIL	9	15	5.65	24	24	0	0	24	11	3	7	212.0	238	149	133	30	17	104	198	16	2	1.61	.284
MAY	12	14	5.61	26	26	0	1	26	17	6	12	229.1	247	162	143	46	15	126	235	13	1	1.63	.278
JUNE	17	7	4.35	24	24	0	0	24	17	6	11	215.1	187	109	104	26	7	127	219	13	1	1.46	.232
JULY	11	12	5.41	23	23	0	1	23	5	5	8	198.0	182	126	119	32	12	112	203	11	1	1.48	.245
AUGUST																							
SEPTEMBER																							
TOTAL	50	48	5.26	98	98	0	2	98	50	21	39	863.2	865	552	505	135	52	471	862	53	6	1.55	.261

2023 WALK-OFF TRACKER (3 FOR, 7 AGAINST)

GAME #	DATE	OPPONENT	FINAL (INN.)	PLAYER	WINNING RUN	PITCHER	HOW	OUTS	COUNT
23	April 28	@ Nashville	L, 4-3 (9)	Brian Navarreto	Skye Bolt	Josh Dye	Throwing error by 3B Maikel Garcia	2	1-0
24	April 29	@ Nashville	L, 6-5 (10)	Keston Hiura	Eddy Alvarez	Evan Sisk	Infield single to SS Angelo Castellano	1	2-1
33	May 10	@ Scranton/WB	L, 4-3 (9)	Michael Hermosillo	Michael Hermosillo	Dylan Coleman	Solo home run to LF	0	2-1
36	May 13	@ Scranton/WB	L, 8-6 (9)	Ben Rortvedt	Estevan Florial	Brooks Kriske	3-run home run to RCF	1	2-2
45	May 24	@ St. Paul	L, 6-5 (9)	Jose Miranda	Andrew Stevenson	Brooks Kriske	RBI single to LF	0	1-1
53	June 2	vs. Memphis	W, 10-9 (10)	Dairon Blanco	Brewer Hicklen	Jake Walsh	Sacrifice fly to RF	1	2-2
71	June 24	@ Rochester	L, 3-2 (9)	Richie Martin	Richie Martin	Christian Chamberlain	Wild Pitch	1	1-0
80	July 5	@ Gwinnett	L, 8-7 (10)	Luke Williams	Braden Shewmake	Brooks Kriske	RBI single to LF	0	2-1
87	July 18	vs. St. Paul	W, 1-0 (0)	CJ Alexander	Nick Loftin	Josh Winder	RBI single to LCF	2	1-1
90	July 21	vs. St. Paul	W, 5-4 (9)	Logan Porter	Samad Taylor	Josh Winder	2-RBI double to LCF	1	0-1

Bold Indicates Omaha Walk-Off Win

2023 STORM CHASERS EJECTIONS (5)

DATE	INNING	WHO (POSITION) / # IN 2023	WHY	UMPIRE (POSITION)
1. April 21 vs. Gwinnett	▼ 6	Mike Jirschele (Manager) / 1st	Balls/Strikes	Takahito Matsuda (Home Plate)
2. April 21 vs. Gwinnett	▲ 7	Dane Johnson (Pitching Coach) / 1st	Balk	Takahito Matsuda (Home Plate)
3. April 21 vs. Gwinnett	▼ 8	CJ Alexander (Designated Hitter) / 1st	Balls/Strikes	Takahito Matsuda (Home Plate)
4. May 11 @ Scranton/WB	▼ 9	Mike Jirschele (Manager) / 2nd	Hit By Pitch	Robert Nunez (Home Plate)
5. June 20 @ Rochester	▼ 6	Mike Jirschele (Manager) / 3rd	Fair/Foul on Home Run	Steven Jaschinski (Home Plate)

HOME RUN BREAKDOWN

						OUTS			RUNNERS ON				TIED GO		DIRECTION					BESTS		LAST HOME RUN					
PLAYER	2023 TOTAL	HOME	ROAD	RHP	LHP	0	1	2	0	1	2	3	GAME	AHEAD	LF	LCF	CF	RCF	RF	FT	MPH	DATE	OPPONENT	PITCHER	KIND	INN	PA SINCE
13 Nick Loftin	11	4	7	7	4	5	2	4	6	2	3	-	2	3	6	2	3	-	-	433	105.6	7/30	@ Columbus	P. Battenfield	Solo	▲ 5	1
28 Tyler Gentry	11	5	6	6	5	4	2	5	4	3	4	-	-	5	5	3	2	1	-	471	106.5	7/30	@ Columbus	P. Battenfield	Solo	▲ 5	2
19 CJ Alexander	11	5	6	11	-	6	2	3	7	3	1	-	2	3	1	-	2	4	4	422	109.9	7/15	vs. Indianapolis	H. Stratton	2-Run	▼ 7	35
14 Logan Porter	10	6	4	3	7	6	3	1	8	2	-	-	-	1	7	2	-	1	-	417	106.6	7/15	vs. Indianapolis	J. Hernandez	2-Run	▼ 3	46
24 Nate Eaton	9	6	3	7	2	4	3	2	6	3	-	-	-	3	4	1	4	-	-	422	107.3	7/28	@ Columbus	T. Ponticelli	2-Run	▲ 2	12
18 Brewer Hicklen	8	5	3	6	2	3	2	3	4	3	1	-	-	2	3	3	1	1	-	443	109.5	7/30	@ Columbus	P. Battenfield	Solo	▲ 2	3
17 Angelo Castellano	7	6	1	6	1	1	2	4	2	5	-	-	1	2	6	1	-	-	-	401	102.8	7/28	@ Columbus	T. Ponticelli	2-Run	▲ 6	9
Samad Taylor	6	3	3	2	4	3	1	2	3	2	1	-	-	2	1	1	2	2	-	422	104.5	6/14	vs. Columbus	G. Williams	Solo	▼ 7	62
Freddy Fermin	5	2	3	3	2	1	2	2	1	2	1	1	-	-	2	-	2	1	-	428	105.9	4/30	@ Nashville	R. Gasser	Solo	▲ 5	2
11 Adeiny Hechavarria	4	2	2	4	-	1	1	2	1	1	1	1	1	1	-	2	1	1	-	433	102.3	7/30	@ Columbus	P. Battenfield	2-Run	▲ 5	2
7 John Rave	4	2	2	-	4	1	-	3	3	-	1	-	-	1	1	1	-	2	-	406	101.9	7/28	@ Columbus	R. Labaut	Solo	▲ 6	6
3 Tucker Bradley	4	3	1	3	1	2	-	2	1	3	-	-	-	1	-	1	-	1	2	392	106.3	7/14	vs. Indianapolis	K. Emanuel	Solo	▼ 5	32
Johan Camargo	4	2	2	4	-	2	1	1	3	1	-	-	-	3	1	-	1	2	-	426	107.6	6/14	vs. Columbus	G. Williams	Solo	▼ 4	2
Jakson Reetz	4	3	1	1	3	1	2	1	2	1	-	1	-	2	4	-	-	-	-	426	104.4	5/21	vs. Toledo	B. Bristo	Solo	▼ 7	36
22 Jermaine Palacios	3	2	1	2	1	2	-	1	1	2	-	-	-	1	2	1	-	-	-	409	101.9	7/20	vs. St. Paul	R. Henriquez	Solo	▼ 5	5
Dairon Blanco	3	-	3	3	-	1	1	1	3	-	-	-	-	1	1	1	1	-	-	455	105.2	5/23	@ St. Paul	S.WoodsRichardson	Solo	▲ 4	75
Kyle Isbel	2	1	1	2	-	1	1	-	2	-	-	-	-	2	-	-	1	-	1	406	104.3	6/23	@ Rochester	J. Adon	Solo	▲ 4	11
Drew Waters	2	2	-	2	-	1	1	-	1	1	-	-	-	1	-	1	-	1	-	408	108.7	5/21	vs. Toledo	A. Goudeau	2-Run	▼ 6	12
Nick Pratto	2	2	-	1	1	1	-	1	1	1	-	-	1	1	-	-	1	-	1	399	100.2	4/22	@ Scranton/WB	D. Dodd	2-Run	▼ 1	19
Matt Beaty	1	-	1	1	-	-	1	-	1	-	-	-	-	1	-	-	-	1	-	376	101.2	7/30	@ Columbus	P. Battenfield	Solo	▲ 1	3
6 Clay Dungan	1	-	1	1	-	1	-	-	1	-	-	-	1	-	-	-	-	1	-	388	104.0	5/9	@ Scranton/WB	M. Spence	Solo	▲ 3	170
Franmil Reyes	1	1	-	-	1	-	-	1	-	1	-	-	-	-	-	1	-	-	-	389	100.8	5/7	vs. Louisville	A. Abbott	2-Run	▼ 5	1
Maikel Garcia	1	1	-	1	-	-	1	-	1	-	-	-	-	1	-	-	-	-	1	349	94.3	4/4	vs. Toledo	A. Faedo	Solo	▼ 1	94
	114	63	51	76	38	47	28	39	62	36	13	3	8	37	44	21	21	19	9								

INNING DISTRIBUTION

1st Inning	2nd Inning	3rd Inning	4th Inning	5th Inning	6th Inning	7th Inning	8th Inning	9th Inning	10th Inning	11th Inning
14	16	15	18	15	13	10	7	6	-	-

NOTABLE STORM CHASERS HOME RUNS

BACK-TO-BACK HOMERS (1)		2-HOMER GAMES (5)		3-HOMER GAMES (0)		GRAND SLAMS (3)	
PLAYERS	DATE/OPPONENT (INN.)	PLAYER (CAREER NO.)	DATE/OPPONENT	PLAYER (CAREER NO.)	DATE/OPPONENT	PLAYER (CAREER NO.)	DATE/OPPONENT (INN.)
Tyler Gentry & Logan Porter	4/5 vs. Toledo (6th)	Logan Porter (3rd)	4/5 vs. Toledo			Jakson Reetz (1st)	4/1 @ Indianapolis (5th)
		Freddy Fermin (4th)	4/8 vs. Toledo			Freddy Fermin (3rd)	4/8 vs. Toledo (3rd)
		Drew Waters (3rd)	5/21 vs. Toledo			Adeiny Hechavarria (3rd)	6/22 @ Rochester (4th)
		Nate Eaton (3rd)	6/17 vs. Columbus				
		Brewer Hicklen (9th)	7/14 vs. Indianapolis				

LEADOFF HOMERS (2)		INSIDE-THE PARK HOMERS (1)		PINCH-HIT HOMERS (0)		WALK-OFF HOMERS (0)	
PLAYER (CAREER NO.)	DATE/OPPONENT	PLAYER (CAREER NO.)	DATE/OPPONENT (INN.)	PLAYER (CAREER NO.)	DATE/OPPONENT (INN.)	PLAYER	DATE/OPPONENT
Samad Taylor (1st)	6/14 vs. Columbus	John Rave (1)	6/18 vs. Columbus (3rd)				
Nate Eaton (1st)	6/17 vs. Columbus						

HOME RUN SITUATION	# OF	DATE OF LAST	BATTER ('23 HR #)	PITCHER	COUNT	RUNNERS ON	OUTS	INNING	SCORE @ HR	FINAL
GO-AHEAD HOME RUN	37	July 30 @ Columbus	Matt Beaty (1)	Peyton Battenfield	1-0	0	1	▲ 1	1-0	W, 7-5
GAME-TYING HOME RUN	8	July 17 vs. Indianapolis	Adeiny Hechavarria (3)	Jared Jones	3-1	2	2	▼ 4	3-3	L, 11-4

NOTABLE OPPOSING HOME RUNS

BACK-TO-BACK HOMERS (3)		2-HOMER GAMES (3)		3-HOMER GAMES (1)		GRAND SLAMS (6)	
PLAYERS	DATE/OPPONENT (INN.)	PLAYER (CAREER NO.)	DATE/OPPONENT	PLAYER (CAREER NO.)	DATE/OPPONENT	PLAYER	DATE/OPPONENT (INN.)
Encarnacion-Strand & Benson	5/4 vs. Louisville (1st)	Jermaine Palacios (5th)	5/17 vs. Toledo	Christian Encarnacion-Strand (1)	5/4 vs. Louisville	Andy Ibáñez	April 6 vs. Toledo (3rd)
Jordan Walker & Moisés Gómez	5/31 vs. Memphis (6th)	Moisés Gómez (7th)	5/31 vs. Memphis			Andrés Chaparro	May 9 @ Scranton/WB (7th)
Travis Blankenhorn & Matt Adams	6/22 @ Rochester (4th)	Liover Peguero (5th)	7/14 vs. Indianapolis			Jair Camargo	May 28 @ St. Paul (7th)
						Jesús Aguilar	July 5 @ Gwinnett (3rd)
						Joshua Fuentes	July 6 @ Gwinnett (4th)
						Endy Rodríguez	7/14 vs. Indianapolis (3rd)

LEADOFF HOMERS (5)		INSIDE-THE PARK HOMERS (0)		PINCH-HIT HOMERS (0)		WALK-OFF HOMERS (2)	
PLAYER	DATE/OPPONENT	PLAYER	DATE/OPPONENT (INN.)	PLAYER	DATE/OPPONENT (INN.)	PLAYER	DATE/OPPONENT
Christopher Morel	4/14 @ Iowa					Michael Hermosillo	5/10 @ Scranton/WB
Forrest Wall	4/19 vs. Gwinnett					Ben Rortvedt	5/13 @ Scranton/WB
Michael Siani	5/3 vs. Louisville						
Michael Siani	5/5 vs. Louisville						
Nick Gonzales	6/9 @ Indianapolis						

HR #	PLAYER (SEASON #)	GM # - DATE	OPPONENT	PITCHER	PITCH TYPE	DIRECTION	ON BASE	INNING	OUTS	COUNT	SCORE	FINAL	DISTANCE	EXIT VELO	LAUNCH ANGLE
1.	Logan Porter (1)	2 - April 1	@ Indianapolis	Caleb Smith (L)	4-seam FB	LF	0	▲4	1	2-2	3-0	W, 12-1	417 ft	106.6 mph	32°
2.	Jakson Reetz (1)	2 - April 1	@ Indianapolis	Caleb Smith (L)	Slider	LF	3	▲5	2	2-1	8-0	W, 12-1	408 ft	103.9 mph	25°
3.	Dairon Blanco (1)	3 - April 2	@ Indianapolis	Mike Burrows	4-seam FB	LCF	0	▲5	2	3-2	1-3	W, 8-3	411 ft	105.2 mph	23°
4.	Samad Taylor (1)	3 - April 2	@ Indianapolis	J.C. Flowers	4-seam FB	LF	0	▲8	0	2-1	2-3	W, 8-3	334 ft	104.5 mph	22°
5.	Nick Loftin (1)	3 - April 2	@ Indianapolis	Daniel Zamora (L)	4-seam FB	LF	2	▲8	1	1-2	5-3	W, 8-3	362 ft	97.2 mph	29°
6.	Maikel Garcia (1)	4 - April 4	vs. Toledo	Alex Faedo	4-seam FB	RF	0	▼1	1	2-1	1-0	L, 9-2	349 ft	94.3 mph	35°
7.	Tyler Gentry (1)	5 - April 5	vs. Toledo	Tyler Holton (L)	Cutter	CF	2	▼6	0	2-0	3-1	L, 7-6	417 ft	106.5 mph	27°
8.	Logan Porter (2)	5 - April 5	vs. Toledo	Tyler Holton (L)	Slider	LF	0	▼6	0	3-1	4-1	L, 7-6	346 ft	103.3 mph	37°
9.	Logan Porter (3)	5 - April 5	vs. Toledo	Matt Wisler	4-seam FB	RCF	0	▼8	0	2-2	5-6	L, 7-6	364 ft	94.7 mph	34°
10.	Nick Loftin (2)	6 - April 6	vs. Toledo	Brenan Haniffee	Slider	LCF	0	▼2	0	2-2	1-1	L, 8-5	401 ft	101.8 mph	32°
11.	CJ Alexander (1)	6 - April 6	vs. Toledo	Brenan Haniffee	Sinker	CF	0	▼4	1	2-2	3-6	L, 8-5	409 ft	101.1 mph	35°
12.	Logan Porter (4)	7 - April 7	vs. Toledo	Reese Olson	4-seam FB	LF	0	▼3	0	3-2	5-2	W, 9-4	395 ft	104.3 mph	45°
13.	Freddy Fermin (1)	8 - April 8	vs. Toledo	Will Vest	Slider	CF	3	▼3	2	0-0	6-1	W, 13-8	401 ft	102.1 mph	42°
14.	Angelo Castellano (1)	8 - April 8	vs. Toledo	Will Vest	4-seam FB	LCF	1	▼4	0	2-0	8-1	W, 13-8	401 ft	102.8 mph	33°
15.	Freddy Fermin (2)	8 - April 8	vs. Toledo	Ashton Goudeau	Changeup	CF	1	▼5	0	1-1	10-1	W, 13-8	428 ft	105.9 mph	28°
16.	CJ Alexander (2)	8 - April 8	vs. Toledo	Ashton Goudeau	Changeup	LF	0	▼7	0	1-0	11-8	W, 13-8	351 ft	92.4 mph	43°
17.	Angelo Castellano (2)	9 - April 9	vs. Toledo	Alex Faedo	4-seam FB	LF	0	▼3	1	0-0	1-0	L, 8-2	373 ft	98.0 mph	25°
18.	Samad Taylor (2)	10 - April 11	@ Iowa	Roenis Elias (L)	4-seam FB	CF	2	▲5	2	0-2	3-9	L, 9-6	405 ft	100.9 mph	25°
19.	Freddy Fermin (3)	10 - April 11	@ Iowa	Brandon Hughes (L)	4-seam FB	LF	1	▲6	2	0-1	6-9	L, 9-6	398 ft	100.3 mph	33°
20.	CJ Alexander (3)	11 - April 12	@ Iowa	Riley Thompson	Changeup	RF	0	▲2	0	1-0	2-1	W, 10-6	394 ft	104.3 mph	24°
21.	Tyler Gentry (2)	11 - April 12	@ Iowa	Riley Thompson	Slider	LF	0	▲3	2	1-2	3-1	W, 10-6	393 ft	103.3 mph	26°
22.	Tucker Bradley (1)	11 - April 12	@ Iowa	Rowan Wick	4-seam FB	RCF	1	▲6	2	1-1	7-3	W, 10-6	392 ft	98.2 mph	29°
23.	Nick Loftin (3)	11 - April 12	@ Iowa	Anthony Kay (L)	Slider	CF	0	▲8	0	2-1	8-6	W, 10-6	420 ft	104.3 mph	28°
24.	Nick Loftin (4)	12 - April 13	@ Iowa	Nick Neidert	4-seam FB	LF	0	▲4	2	3-2	1-11	L, 14-1	370 ft	100.4 mph	38°
25.	Nick Pratto (1)	15 - April 19	vs. Gwinnett	Beau Burrows	Slider	CF	0	▼2	0	1-2	1-1	L, 6-2	399 ft	100.2 mph	26°
26.	Logan Porter (5)	15 - April 19	vs. Gwinnett	Beau Burrows	Slider	LF	0	▼4	1	1-2	2-3	L, 6-2	350 ft	94.9 mph	50°
27.	CJ Alexander (4)	17 - April 21	vs. Gwinnett	Allan Winans	Changeup	RF	0	▼2	2	0-0	1-1	L, 7-3	395 ft	96.2 mph	37°
28.	Nick Pratto (2)	18 - April 22	vs. Gwinnett	Dylan Dodd (L)	Changeup	RF	1	▼1	2	3-1	2-0	L, 5-2	350 ft	88.4 mph	39°
29.	Nate Eaton (1)	22 - April 27	@ Nashville	Janson Junk	Sweeper	LF	0	▲2	2	2-2	1-0	W, 2-1	403 ft	103.0 mph	32°
30.	Freddy Fermin (4)	24 - April 29	@ Nashville	Robert Stock	4-seam FB	RCF	2	▲1	1	3-1	4-0	L, 6-5 (10)	381 ft	104.3 mph	23°
31.	Tyler Gentry (3)	25 - April 30	@ Nashville	Robert Gasser (L)	4-seam FB	LF	1	▲3	2	1-0	2-1	W, 10-6	391 ft	100.6 mph	33°
32.	Logan Porter (6)	25 - April 30	@ Nashville	Robert Gasser (L)	Slider	RF	0	▲4	0	2-1	3-1	W, 10-6	389 ft	102.3 mph	29°
33.	Freddy Fermin (5)	25 - April 30	@ Nashville	Robert Gasser (L)	Changeup	LF	0	▲5	1	2-0	5-1	W, 10-6	368 ft	94.8 mph	35°
34.	Nick Loftin (5)	28 - May 4	vs. Louisville	Silvino Bracho	Slider	LF	0	▼7	0	0-0	8-11	L, 12-10	365 ft	101.1 mph	19°
35.	Jakson Reetz (2)	29 - May 5	vs. Louisville	Brandon Williamson (L)	4-seam FB	LF	1	▼2	1	0-0	2-1	W, 6-2	346 ft	100.2 mph	27°
36.	Nick Loftin (6)	29 - May 5	vs. Louisville	Brandon Williamson (L)	Slider	CF	0	▼6	0	0-0	3-1	W, 6-2	395 ft	105.6 mph	24°
37.	Angelo Castellano (3)	30 - May 6	vs. Louisville	Ryan Nutof	Curveball	LF	1	▼7	2	2-2	8-8	W, 11-9	376 ft	95.2 mph	29°
38.	Jakson Reetz (3)	31 - May 7	vs. Louisville	Andrew Abbott (L)	Changeup	LF	0	▼4	1	2-0	1-0	L, 4-3	426 ft	104.4 mph	32°
39.	Franmil Reyes (1)	31 - May 7	vs. Louisville	Andrew Abbott (L)	Curveball	LCF	1	▼5	2	3-2	3-0	L, 4-3	389 ft	100.8 mph	29°
40.	Clay Dungan (1)	32 - May 9	@ Scranton/WB	Mitch Spence	4-seam FB	RCF	0	▲3	0	1-0	2-2	L, 14-2	388 ft	104.0 mph	28°
41.	Dairon Blanco (2)	33 - May 10	@ Scranton/WB	Luis Severino	Changeup	LF	0	▲3	0	0-1	1-1	L, 4-3	377 ft	99.6 mph	24°
42.	CJ Alexander (5)	34 - May 11	@ Scranton/WB	Colten Brewer	Slider	CF	0	▲9	0	1-1	3-1	W, 4-3 (11)	422 ft	106.4 mph	23°
43.	CJ Alexander (6)	36 - May 13	@ Scranton/WB	Greg Weissert	Sweeper	RF	0	▲6	1	0-0	4-3	L, 8-6	377 ft	102.7 mph	39°
44.	CJ Alexander (7)	37 - May 14	@ Scranton/WB	Mitch Spence	4-seam FB	RCF	0	▲2	0	3-2	1-1	W, 6-3	416 ft	109.9 mph	24°
45.	Brewer Hicklen (1)	37 - May 14	@ Scranton/WB	D.J. Snelten (L)	Changeup	LF	0	▲9	0	2-1	4-3	W, 6-3	344 ft	109.5 mph	25°
46.	Samad Taylor (3)	37 - May 14	@ Scranton/WB	D.J. Snelten (L)	4-seam FB	RCF	1	▲9	2	3-1	6-3	W, 6-3	346 ft	95.2 mph	29°
47.	Samad Taylor (4)	39 - May 17	vs. Toledo	Zach Logue (L)	4-seam FB	RCF	1	▼1	0	0-1	2-1	W, 16-8	372 ft	100.0 mph	30°
48.	Logan Porter (7)	39 - May 17	vs. Toledo	Zach Logue (L)	4-seam FB	LF	1	▼1	0	0-0	4-1	W, 16-8	401 ft	102.3 mph	38°
49.	Angelo Castellano (4)	39 - May 17	vs. Toledo	Miguel Del Pozo (L)	4-seam FB	LF	1	▼5	2	1-0	10-5	W, 16-8	385 ft	99.2 mph	26°
50.	Brewer Hicklen (2)	40 - May 18	vs. Toledo	Miguel Diaz	Sinker	LCF	2	▼8	0	2-0	9-0	W, 9-0	443 ft	108.4 mph	32°
51.	Drew Waters (1)	43 - May 21	vs. Toledo	Ashton Goudeau	4-seam FB	RCF	0	▼3	0	1-1	1-2	W, 8-4	408 ft	108.7 mph	29°
52.	Drew Waters (2)	43 - May 21	vs. Toledo	Ashton Goudeau	Changeup	LCF	1	▼4	1	2-0	4-3	W, 8-4	366 ft	99.5 mph	32°
53.	Tucker Bradley (2)	43 - May 21	vs. Toledo	Seth Elledge	Sinker	LCF	1	▼6	0	1-1	6-4	W, 8-4	388 ft	100.5 mph	28°
54.	Jakson Reetz (4)	43 - May 21	vs. Toledo	Braden Bristo	Sweeper	LF	0	▼7	0	2-1	8-4	W, 8-4	412 ft	104.1 mph	36°
55.	Dairon Blanco (3)	44 - May 23	@ St. Paul	Simeon Woods Richardson	4-seam FB	CF	0	▲4	1	1-1	4-0	W, 6-1	455 ft	104.5 mph	28°
56.	Nick Loftin (7)	45 - May 24	@ St. Paul	Brent Headrick (L)	Changeup	LF	2	▲3	1	2-2	3-5	L, 6-5	433 ft	103.7 mph	24°
57.	Nick Loftin (8)	46 - May 25	@ St. Paul	Cody Lawersyson	Sweeper	LF	2	▲7	0	1-2	4-4	L, 8-6	357 ft	97.3 mph	22°
58.	Johan Camargo (1)	48 - May 27	@ St. Paul	Randy Dobnak	Changeup	CF	0	▲5	0	1-2	1-3	L, 14-1	426 ft	102.2 mph	26°
59.	Nick Loftin (9)	50 - May 30	vs. Memphis	Jake Woodford	Curveball	LF	1	▼1	2	0-0	2-1	W, 7-6	370 ft	91.0 mph	29°
60.	Tyler Gentry (4)	50 - May 30	vs. Memphis	Connor Thomas (L)	Slider	LCF	1	▼3	0	2-1	4-1	W, 7-6	471 ft	103.6 mph	27°
61.	Johan Camargo (2)	52 - June 1	vs. Memphis	Dakota Hudson	Slider	RCF	1	▼4	2	0-2	2-1	L, 12-6	393 ft	98.2 mph	31°
62.	Brewer Hicklen (3)	52 - June 1	vs. Memphis	Ryan Loutos	Sinker	CF	0	▼7	0	1-0	4-10	L, 12-6	425 ft	105.8 mph	33°
63.	CJ Alexander (8)	52 - June 1	vs. Memphis	Ryan Loutos	Cutter	RCF	1	▼8	0	2-2	5-12	L, 12-6	400 ft	102.8 mph	30°
64.	Nate Eaton (2)	53 - June 2	vs. Memphis	Tommy Parsons	4-seam FB	LF	0	▼1	1	0-0	1-0	W, 10-9 (10)	330 ft	103.3 mph	46°
65.	Johan Camargo (3)	56 - June 6	@ Indianapolis	Yerry De Los Santos	Sinker	RCF	0	▲9	0	3-1	3-2	W, 4-2	399 ft	107.6 mph	22°
66.	CJ Alexander (9)	57 - June 7	@ Indianapolis	Quinn Priester	Curveball	RCF	2	▲2	0	1-2	3-2	W, 9-7	404 ft	101.3 mph	34°
67.	CJ Alexander (10)	58 - June 8	@ Indianapolis	Eli Villalobos	4-seam FB	RCF	1	▲7	2	2-1	14-7	W, 15-7	408 ft	108.5 mph	35°
68.	Brewer Hicklen (4)	59 - June 9	@ Indianapolis	Kent Emanuel (L)	Sinker	RCF	1	▲4	1	1-1	5-1	W, 6-2	410 ft	106.9 mph	26°
69.	Tyler Gentry (5)	60 - June 10	@ Indianapolis	Hunter Stratton	Slider	LF	2	▲5	2	0-2	3-2	W, 9-5	431 ft	106.0 mph	28°
70.	Samad Taylor (5)	61 - June 13	vs. Columbus	Joey Cantillo (L)	4-seam FB	LCF	0	▼6	1	1-1	1-2	W, 6-5	395 ft	102.4 mph	27°
71.	Brewer Hicklen (5)	61 - June 13	vs. Columbus	Michael Kelly	Slider	LF	1	▼8	2	2-1	6-5	W, 6-5	422 ft	108.1 mph	28°
72.	Samad Taylor (6)	62 - June 14	vs. Columbus	Gavin Williams	4-seam FB	CF	0	▼1	0	2-1	1-0	W, 6-1	422 ft	104.5 mph	27°
73.	Johan Camargo (4)	62 - June 14	vs. Columbus	Gavin Williams	4-seam FB	LF	0	▼4	1	0-2	2-1	W, 6-1	324 ft	90.8 mph	34°
74.	Tyler Gentry (6)	62 - June 14	vs. Columbus	Caleb Simpson	4-seam FB	LCF	1	▼7	2	0-1	6-1	W, 6-1	388 ft	101.2 mph	24°
75.	Kyle Isbel (1)	64 - June 16	vs. Columbus	Thomas Ponticelli	Sweeper	CF	0	▼1	1	1-0	1-1	W, 4-1	406 ft	104.3 mph	23°
76.	Nate Eaton (3)	65 - June 17	vs. Columbus	Jhon Romero	4-seam FB	CF	0	▼1	0	0-0	1-0	W, 13-4	412 ft	103.0 mph	33°
77.	Nate Eaton (4)	65 - June 17	vs. Columbus	Caleb Baragar (L)	4-seam FB	LF	0	▼3	0	2-2	2-0	W, 13-4	410 ft	103.8 mph	37°
78.	Jermaine Palacios (1)	66 - June 18	vs. Columbus	Joey Cantillo (L)	Changeup	LCF	1	▼2	2	1-1	2-0	W, 6-4	409 ft	101.9 mph	29°
79.	John Rave (1)	66 - June 18	vs. Columbus	Joey Cantillo (L)	4-seam FB	LCF	2	▼3	2	1-2	6-1	W, 6-4	ITP	96.5 mph	26°
80.	Adeiny Hechavarria (1)	69 - June 22	@ Rochester	Tommy Romero	4-seam FB	LCF	3	▲4	2	3-0	4-2	W, 8-4	411 ft	100.5 mph	29°
81.	Kyle Isbel (2)	70 - June 23	@ Rochester	Joan Adon	4-seam FB	RF	0	▲4	0	3-2	1-0	W, 4-2	375 ft	102.8 mph	32°
82.	John Rave (2)	71 - June 24	@ Rochester	Anthony Banda (L)	Slider	RCF	0	▲4	2	1-1	1-0	L, 3-2	406 ft	101.9 mph	24°

HR #	PLAYER (SEASON #)	GM # - DATE	OPPONENT	PITCHER	PITCH TYPE	DIRECTION	ON BASE	INNING	OUTS	COUNT	SCORE	FINAL	DISTANCE	EXIT VELO	LAUNCH ANGLE
83.	Adeiny Hechavarria (2)	74 - June 29	vs. Iowa	Riley Thompson	4-seam FB	LCF	0	▼ 2	1	1-1	1-2	W, 8-3	387 ft	97.1 mph	36°
84.	Angelo Castellano (5)	74 - June 29	vs. Iowa	Riley Thompson	Sinker	LF	1	▼ 2	1	0-0	3-2	W, 8-3	396 ft	99.6 mph	30°
85.	John Rave (3)	74 - June 29	vs. Iowa	Brendon Little (L)	Sinker	LF	0	▼ 7	2	3-1	8-2	W, 8-3	366 ft	98.0 mph	32°
86.	Tucker Bradley (3)	76 - July 2 (G1)	vs. Iowa	Chris Clarke	Slider	RF	1	▼ 3	2	1-0	5-1	W, 11-1 (7)	355 ft	90.5 mph	36°
87.	Angelo Castellano (6)	76 - July 2 (G1)	vs. Iowa	Rowan Wick	4-seam FB	LF	0	▼ 5	2	1-2	8-1	W, 11-1 (7)	385 ft	102.5 mph	21°
88.	Nate Eaton (5)	77 - July 2 (G2)	vs. Iowa	Nick Neidert	Curveball	CF	0	▼ 4	2	0-0	2-1	L, 6-2 (7)	422 ft	103.0 mph	28°
89.	Tyler Gentry (7)	78 - July 3	vs. Iowa	Ben Brown	Slider	LF	0	▼ 4	1	2-2	2-4	L, 7-6	352 ft	98.7 mph	22°
90.	Logan Porter (8)	80 - July 5	@ Gwinnett	Justus Sheffield (L)	Sinker	LF	0	▲ 3	0	0-0	4-1	L, 8-7 (10)	383 ft	97.8 mph	40°
91.	Nate Eaton (6)	80 - July 5	@ Gwinnett	Nick Margevicius (L)	Changeup	CF	1	▲ 1	1	2-1	3-1	L, 9-6	417 ft	101.3 mph	32°
92.	Tyler Gentry (8)	80 - July 5	@ Gwinnett	Dereck Rodriguez	4-seam FB	LCF	2	▲ 6	2	2-0	6-7	L, 9-6	410 ft	104.3 mph	24°
93.	Logan Porter (9)	82 - July 7	@ Gwinnett	Jared Shuster (L)	Changeup	LCF	0	▲ 1	2	2-1	1-0	W, 7-1	400 ft	103.6 mph	26°
94.	Jermaine Palacios (2)	82 - July 7	@ Gwinnett	Matt Swarmer	Slider	LF	1	▲ 6	0	1-2	4-1	W, 7-1	357 ft	95.3 mph	28°
95.	Brewer Hicklen (5)	84 - July 14	vs. Indianapolis	Wil Crowe	-	LCF	0	▼ 2	1	0-0	2-10	L, 13-5	441 ft	-	-
96.	Tucker Bradley (4)	84 - July 14	vs. Indianapolis	Kent Emanuel (L)	Sinker	RF	0	▼ 5	0	2-0	3-11	L, 13-5	415 ft	106.3 mph	33°
97.	Brewer Hicklen (6)	84 - July 14	vs. Indianapolis	Juan Minaya	Slider	LCF	1	▼ 9	2	0-0	5-13	L, 13-5	428 ft	108.5 mph	26°
98.	Tyler Gentry (9)	85 - July 15	vs. Indianapolis	Cam Alldred (L)	Slider	LF	2	▼ 2	1	0-2	3-0	W, 8-3	355 ft	97.1 mph	23°
99.	Logan Porter (10)	85 - July 15	vs. Indianapolis	Jose Hernandez (L)	4-seam FB	LCF	1	▼ 3	1	2-1	5-1	W, 8-3	382 ft	97.7 mph	29°
100.	CJ Alexander (11)	85 - July 15	vs. Indianapolis	Hunter Stratton	Cutter	RF	1	▼ 7	2	1-2	8-2	W, 8-3	382 ft	97.2 mph	37°
101.	Adeiny Hechavarria (3)	86 - July 16	vs. Indianapolis	Jared Jones	4-seam FB	RCF	2	▼ 4	2	3-1	3-3	L, 11-4	396 ft	99.3 mph	35°
102.	Nate Eaton (7)	86 - July 16	vs. Indianapolis	Kyle Nicolas	4-seam FB	CF	0	▼ 6	0	0-0	4-10	L, 11-4	413 ft	101.9 mph	29°
103.	Nate Eaton (8)	88 - July 19	vs. St. Paul	Aaron Sanchez	Changeup	LCF	1	▼ 9	1	2-0	4-9	L, 9-4	396 ft	104.1 mph	37°
104.	Jermaine Palacios (3)	89 - July 20	vs. St. Paul	Ronny Henriquez	4-seam FB	LF	0	▼ 5	0	2-0	2-0	L, 6-5	364 ft	96.0 mph	30°
105.	Nick Loftin (10)	95 - July 28	@ Columbus	Thomas Ponticelli	Slider	LCF	0	▲ 1	2	0-0	1-0	W, 7-6	407 ft	101.6 mph	26°
106.	Nate Eaton (9)	95 - July 28	@ Columbus	Thomas Ponticelli	Sweeper	LF	1	▲ 2	0	1-2	3-0	W, 7-6	398 ft	107.3 mph	24°
107.	John Rave (4)	95 - July 28	@ Columbus	Randy Labaut (L)	4-seam FB	RCF	0	▲ 6	0	0-0	4-2	W, 7-6	377 ft	99.0 mph	28°
108.	Angelo Castellano (7)	95 - July 28	@ Columbus	Jhon Romero	Slider	LF	1	▲ 6	2	2-2	6-2	W, 7-6	356 ft	99.4 mph	22°
109.	Tyler Gentry (10)	97 - July 29	@ Columbus	Joey Cantillo (L)	4-seam FB	CF	0	▲ 2	0	3-2	1-0	L, 6-3	399 ft	103.0 mph	24°
110.	Matt Beaty (1)	98 - July 30	@ Columbus	Peyton Battenfield	4-seam FB	RCF	0	▲ 1	1	1-0	1-0	W, 7-5	376 ft	101.2 mph	23°
111.	Brewer Hicklen (8)	98 - July 30	@ Columbus	Peyton Battenfield	4-seam FB	LF	0	▲ 2	2	0-1	2-0	W, 7-5	373 ft	96.0 mph	25°
112.	Tyler Gentry (11)	98 - July 30	@ Columbus	Peyton Battenfield	Cutter	RCF	0	▲ 5	0	0-1	3-1	W, 7-5	370 ft	97.5 mph	26°
113.	Adeiny Hechavarria (4)	98 - July 30	@ Columbus	Peyton Battenfield	4-seam FB	CF	1	▲ 5	0	0-0	5-1	W, 7-5	433 ft	102.3 mph	26°
114.	Nick Loftin (11)	98 - July 30	@ Columbus	Peyton Battenfield	Cutter	CF	1	▲ 5	2	1-1	7-1	W, 7-5	400 ft	100.9 mph	24°

														STORM CHASERS				OPPONENT			
GM #	MARCH	OPPONENT	SCORE	RECORD	STANDINGS, DIV	WIN	LOSS	SAVE	TEMP.	1ST PITCH	TIME	ATT.	HOME ATT.	R	H	E	LO	R	H	E	LO
1.	3/31	@ Indianapolis	W, 8-6	1-0	1st +0.5	C. Snider (1-0)	Y. De Los Santos (0-1)	J. Staumont (1)	66°	7:05 PM	2:54	8,095		8	12	0	14	6	11	2	7
														STORM CHASERS				OPPONENT			
GM #	APRIL	OPPONENT	SCORE	RECORD	STANDINGS, DIV	WIN	LOSS	SAVE	TEMP.	1ST PITCH	TIME	ATT.	HOME ATT.	R	H	E	LO	R	H	E	LO
2.	4/1	@ Indianapolis	W, 12-1	2-0	1st +1.0	D. Parrish (1-0)	C. Smith (0-1)	-	42°	1:37 PM	2:26	4,012		12	16	0	11	1	5	2	3
3.	4/2	@ Indianapolis	W, 8-3	3-0	1st +1.0	J. Kowar (1-0)	D. Zamora (0-1)	-	49°	1:36 PM	2:53	4,240		8	12	0	9	3	11	2	10
4.	4/4	TOLEDO	L, 9-2	3-1	2nd -0.5	B. White (1-0)	M. Castillo (0-1)	-	55°	6:42 PM	2:27	3,200	3,200	2	6	0	6	9	12	0	5
5.	4/5	TOLEDO	L, 7-6	3-2	2nd -1.0	T. Holton (1-0)	R. Weiss (0-1)	M. Díaz (2)	35°	12:07 PM	2:40	1,405	4,605	6	8	2	6	7	12	1	9
6.	4/6	TOLEDO	L, 8-5	3-3	3rd -2.0	J. Fry (1-0)	J. Kowar (1-1)	M. Del Pozo (1)	45°	12:06 PM	2:48	1,607	6,212	5	7	1	4	8	10	2	9
7.	4/7	TOLEDO	W, 9-4	4-3	2nd -1.0	J. Heasley (1-0)	R. Olson (0-2)	-	70°	6:35 PM	2:35	1,968	8,180	9	12	0	6	4	9	0	11
8.	4/8	TOLEDO	W, 13-8	5-3	2nd -0.5	M. Martinez (1-0)	M. Lorenzen (0-1)	-	71°	2:05 PM	2:49	2,070	10,250	13	12	3	4	8	13	0	12
9.	4/9	TOLEDO	L, 8-2	5-4	2nd -1.5	T. Holton (2-0)	M. Castillo (0-2)	-	73°	2:11 PM	2:57	2,119	12,369	2	6	3	12	8	13	0	11
10.	4/11	@ Iowa	L, 9-6	5-5	15th -2.5	R. Elias (1-0)	M. Mayers (0-1)	M. Rodriguez (1)	79°	6:38 PM	2:34	3,557		6	10	0	6	9	7	1	6
11.	4/12	@ Iowa	W, 10-6	6-5	15th -1.5	J. Kowar (2-0)	R. Thompson (0-1)	-	77°	12:09 PM	2:26	4,085		10	12	0	5	6	8	0	4
12.	4/13	@ Iowa	L, 14-1	6-6	16th -2.5	N. Neidert (1-1)	J. Heasley (1-1)	-	81°	6:38 PM	2:18	3,647		1	6	1	4	14	15	0	8
13.	4/14	@ Iowa	W, 11-8	7-6	16th -2.0	C. Snider (2-0)	M. Rodriguez (1-1)	N. Wittgren (1)	79°	7:09 PM	3:16	6,257		11	11	2	10	8	11	3	10
	4/15	@ Iowa	PPD/Rain (To be made up April 16)																		
14.	4/16	@ Iowa	Cancelled/Snow																		
15.	4/16	@ Iowa	Cancelled/Snow																		
14.	4/18	GWINNETT	L, 4-1	7-7	15th -3.0	T. Tice (2-0)	J. Kowar (2-2)	Y. Rios (1)	70°	6:39 PM	2:24	1,703	14,072	1	7	1	8	4	6	0	8
15.	4/19	GWINNETT	L, 6-2	7-8	15th -4.0	B. Burrows (1-0)	J. Heasley (1-2)	-	70°	12:05 PM	2:15	6,641	20,713	2	6	0	5	6	10	0	3
16.	4/20	GWINNETT	L, 9-3	7-9	16th -4.5	B. Moran (1-0)	M. Castillo (0-3)	-	56°	6:37 PM	2:47	2,026	22,739	3	3	1	10	9	10	1	5
17.	4/21	GWINNETT	L, 7-3	7-10	7th -6.0	A. Winans (1-2)	E. Sisk (0-1)	-	44°	6:36 PM	3:01	2,041	24,780	3	9	2	9	7	11	0	8
18.	4/22	GWINNETT	L, 5-2	7-11	16th -7.0	D. Dodd (1-0)	A. Núñez (0-1)	Y. Rios (2)	42°	2:06 PM	2:27	3,025	27,805	2	4	1	2	5	10	0	10
19.	4/23	GWINNETT	W, 5-3	8-11	16th -6.0	M. Mayers (1-1)	N. Kingham (0-3)	N. Wittgren (2)	49°	2:06 PM	2:23	2,046	29,851	5	12	3	6	3	8	0	9
20.	4/25	@ Nashville	L, 8-3	8-12	16th -7.0	R. Gasser (1-0)	J. Heasley (1-3)	-	67°	6:39 PM	2:14	4,127		3	5	1	3	8	11	0	6
21.	4/26	@ Nashville	L, 5-0	8-13	17th -8.0	C. Boushley (1-1)	M. Castillo (0-4)	-	68°	6:37 PM	2:27	5,455		0	4	0	5	5	11	1	8
22.	4/27	@ Nashville	W, 2-1	9-13	7th -7.0	A. Cox (1-0)	J. Junk (2-1)	N. Wittgren (3)	61°	7:19 PM	2:28 (:44)	3,507		2	8	0	7	1	6	1	8
23.	4/28	@ Nashville	L, 4-3	9-14	7th -7.0	J. Bukauskas (1-0)	J. Dye (0-1)	-	69°	6:37 PM	2:26	6,707		3	5	1	3	4	7	1	4
24.	4/29	@ Nashville	L, 6-5 (10)	9-15	18th -8.0	L. Erceg (3-0)	E. Sisk (0-2)	-	70°	6:39 PM	2:58	9,833		5	8	0	6	6	13	1	15
25.	4/30	@ Nashville	W, 10-6	10-15	7th -7.0	A. Núñez (1-1)	J. Bukauskas (1-1)	-	61°	3:08 PM	3:00 (7:03)	9,469		10	11	1	9	6	9	3	9
APRIL Hitting Results: .250/.337/.441 (200-for-799), 49 2B, 2 3B, 33 HR, 124 R, 99 BB, 38 SB // APRIL Pitching Results: 9-15, 5.65 ERA (133 ER in 212.0 IP), 3/7 SV, 238 H, 30 HR, 104 BB, 198 K, 1.61 WHIP, .284 AVG																					
														STORM CHASERS				OPPONENT			
GM #	MAY	OPPONENT	SCORE	RECORD	STANDINGS, DIV	WIN	LOSS	SAVE	TEMP.	1ST PITCH	TIME	ATT.	HOME ATT.	R	H	E	LO	R	H	E	LO
26.	5/2	LOUISVILLE	L, 10-4	10-16	18th -8.0	A. Abbott (1-0)	M. Castillo (0-5)	-	57°	12:06 PM	2:57	2,024	31,875	4	6	0	10	10	14	2	8
27.	5/3	LOUISVILLE	L, 7-4	10-17	10th -9.0	B. Lively (4-0)	M. Martinez (1-1)	-	60°	11:07 AM	2:20	3,364	35,239	4	10	1	5	7	11	0	7
28.	5/4	LOUISVILLE	L, 12-10	10-18	10th -9.0	R. Wynne (1-1)	D. Parrish (1-1)	-	77°	6:36 PM	2:45	3,333	38,572	10	11	1	9	12	13	4	4
29.	5/5	LOUISVILLE	W, 6-2	11-18	10th -8.0	M. Mayers (2-1)	B. Williamson (1-4)	J. Kowar (1)	63°	6:36 PM	2:14	5,735	44,307	6	5	0	3	2	7	1	7
30.	5/6	LOUISVILLE	W, 11-9	12-18	8th -7.5	E. Sisk (1-2)	J. Kuhnel (0-1)	J. Cuas (1)	78°	6:37 PM	2:57	3,872	48,179	11	12	0	8	9	13	1	6
31.	5/7	LOUISVILLE	L, 4-3	12-19	9th -7.0	Z. Brown (1-1)	B. Kriske (0-1)	A. Busenitz (3)	82°	2:07 PM	2:46	2,469	50,648	3	8	0	7	4	6	0	8
32.	5/9	@ Scranton/WB	L, 14-2	12-20	9th -8.0	M. Spence (3-2)	D. Parrish (1-2)	-	68°	6:06 PM	2:20	3,053		2	4	1	2	14	18	1	7
33.	5/10	@ Scranton/WB	L, 4-3	12-21	10th -8.5	A. McGarity (3-0)	D. Coleman (0-1)	-	60°	11:05 AM	2:41	5,829		3	5	0	9	4	4	1	6
34.	5/11	@ Scranton/WB	W, 4-3 (11)	13-21	9th -8.5	A. Núñez (2-1)	D. Snelten (0-2)	-	76°	6:37 PM	3:02	3,691		4	4	0	6	3	8	2	10
35.	5/12	@ Scranton/WB	W, 3-2	14-21	9th -8.5	D. Lynch (1-0)	R. Vásquez (0-5)	N. Wittgren (4)	79°	6:35 PM	2:22	4,142		3	8	0	5	2	4	1	6
36.	5/13	@ Scranton/WB	L, 8-6	14-22	10th -9.0	A. McGarity (4-0)	B. Kriske (0-2)	-	76°	4:05 PM	2:32	5,027		6	14	0	6	8	10	0	5
37.	5/14	@ Scranton/WB	W, 6-3	15-22	9th -8.0	J. Dipoto (1-0)	D. Snelten (0-3)	N. Wittgren (5)	75°	1:06 PM	3:02	3,058		6	7	0	6	3	9	1	11
38.	5/16	TOLEDO	L, 9-2	15-23	10th -8.0	H. Hembree (4-1)	J. Heasley (1-4)	-	77°	6:36 PM	2:45	2,001	52,649	2	9	1	15	9	12	0	6
39.	5/17	TOLEDO	W, 16-8	16-23	10th -7.5	W. Pennington (1-0)	Z. Logue (1-3)	-	83°	6:37 PM	2:54	2,218	54,867	16	18	0	8	8	14	2	3
40.	5/18	TOLEDO	W, 9-0	17-23	10th -6.5	A. Cox (2-0)	B. Haniffee (0-3)	-	78°	6:37 PM	2:31	3,529	58,396	9	14	0	8	0	3	0	6
41.	5/19	TOLEDO	W, 9-1	18-23	10th -6.0	A. Núñez (3-1)	A. Bernger (1-1)	-	66°	6:36 PM	2:41	5,058	63,454	9	12	1	9	1	6	1	8
42.	5/20	TOLEDO	L, 4-1	18-24	10th -7.5	R. Olson (2-3)	J. McArthur (0-1)	M. Díaz (7)	75°	6:38 PM	2:47	6,882	70,336	1	2	0	8	4	5	1	8
43.	5/21	TOLEDO	W, 8-4	19-24	10th -6.5	N. Wittgren (1-0)	S. Elledge (0-1)	-	81°	5:07 PM	2:50	3,995	74,331	8	12	0	9	4	15	2	11
44.	5/23	@ St. Paul	W, 6-1	20-24	10th -6.5	D. Lynch (2-0)	S. Woods Richardson (0-5)	-	76°	11:09 AM	2:24	7,436		6	10	0	10	1	6	0	7
45.	5/24	@ St. Paul	L, 6-5	20-25	10th -6.5	O. Ortega (2-0)	B. Kriske (0-3)	-	68°	7:08 PM	3:00	4,222		5	11	1	12	6	9	2	9
46.	5/25	@ St. Paul	L, 8-6	20-26	10th -7.5	R. Henriquez (1-0)	A. Núñez (3-2)	P. Murphy (2)	74°	7:09 PM	2:50	7,218		6	10	3	12	8	10	2	6
47.	5/26	@ St. Paul	W, 6-4	21-26	9th -6.5	D. Parrish (2-2)	C. Sadzeck (1-3)	D. Coleman (1)	77°	7:08 PM	2:59	6,080		6	8	1	8	4	8	1	9
48.	5/27	@ St. Paul	L, 14-1	21-27	9th -7.5	R. Dobnak (2-1)	J. Heasley (1-5)	-	80°	7:10 PM	2:51	6,386		1	6	3	8	14	16	1	10
49.	5/28	@ St. Paul	L, 10-6	21-28	10th -8.5	J. Winder (3-1)	J. Kowar (2-3)	-	82°	5:12 PM	2:28	8,640		6	11	2	4	10	9	1	2
50.	5/30	MEMPHIS	W, 7-6	22-28	9th -8.0	A. Veneziano (1-0)	J. Woodford (0-1)	B. Kriske (1)	82°	7:06 PM	2:32	2,352	76,683	7	12	0	6	6	6	3	8
51.	5/31	MEMPHIS	L, 9-4	22-29	10th -8.5	M. McGreevy (4-0)	A. Cox (2-1)	-	84°	7:06 PM	2:37	5,049	81,732	4	9	2	8	9	11	2	8
MAY Hitting Results: .269/.366/.436 (238-for-885), 53 2B, 7 3B, 27 HR, 148 R, 120 BB, 58 SB // MAY Pitching Results: 12-14, 5.61 ERA (162 ER in 229.1 IP), 6/12 SV, 247 H, 46 HR, 126 BB, 235 K, 1.63 WHIP, .278 AVG																					
														STORM CHASERS				OPPONENT			
GM #	JUNE	OPPONENT	SCORE	RECORD	STANDINGS, DIV	WIN	LOSS	SAVE	TEMP.	1ST PITCH	TIME	ATT.	HOME ATT.	R	H	E	LO	R	H	E	LO
52.	6/1	MEMPHIS	L, 12-6	22-30	10th -9.0	D. Hudson (2-3)	C. Snider (2-1)	-	70°	7:07 PM	3:12	3,685	85,417	6	9	1	8	12	11	0	9
53.	6/2	MEMPHIS	W, 10-9 (10)	23-30	10th -8.5	J. Dipoto (2-0)	J. Walsh (2-1)	-	76												

GM #	JUNE	OPPONENT	SCORE	RECORD	STANDINGS, LG	WIN	LOSS	SAVE	TEMP.	1ST PITCH	TIME	ATT.	HOME A/T	STORM CHASERS				OPPONENT				
														R	H	E	LO	R	H	E	LO	
73.	6/28	IOWA	L, 9-2	0-1, 38-35	1 st 0th	-1.0	C. Kilian (5-1)	B. Hanifee (0-3)	-	83°	12:07 PM	2:33	3,776	131,378	2	5	1	5	9	7	0	8
74.	6/29	IOWA	W, 8-3	1-1, 39-x-35	7 th th	-1.0	M. Mayers (3-1)	R. Thompson (2-5)	-	89°	7:09 PM	2:44	5,951	137,329	8	12	0	11	3	3	1	4
75.	6/30	IOWA	L, 6-5	1-2, 39-36	1 st 1th	-2.0	M. Rodriguez (2-3)	J. Kowar (2-4)	-	82°	7:08 PM	2:52	6,012	143,341	5	9	0	10	6	8	2	5
JUNE Hitting Results: 281/380/450 (226-for-804), 55 2B, 3 3B, 25 HR, 152 R, 125 BB, 45 SB // JUNE Pitching Results: 16-6, 4.35 ERA (104 ER in 215.1 IP), 6/11 SV, 187 H, 26 HR, 127 BB, 219 K, 1.46 WHIP, 232 AVG																						

														STORM CHASERS				OPPONENT					
GM #	JULY	OPPONENT	SCORE	RECORD	STANDINGS, LG	WIN	LOSS	SAVE	TEMP.	1ST PITCH	TIME	ATT.	HOME ATT.	R	H	E	LO	R	H	E	LO		
76.	7/1	IOWA	PPD/Rain (Made up July 2, 6-2 loss)																				
76.	7/2 G1	IOWA	W, 11-1 (7)	2-2, 40-36	18th -1.5	J. Bowlan (2-0)	C. Clarke (0-3)	-	84°	2:07 PM	2:20	-	143,341	11	16	0	6	1	4	0	8		
77.	7/2 G2	IOWA	L, 6-2 (7)	2-3, 40-37	113th -3.0	N. Neidert (4-3)	C. Ragans (0-1)	-	87°	5:06 PM	1:46	6,764	150,105	2	6	0	3	6	10	0	3		
78.	7/3	IOWA	L, 7-6	2-4, 40-38	114th -4.0	B. Brown (4-5)	A. Zepa (0-1)	M. Rodríguez (10)	88°	7:08 PM	2:41	9,023	159,128	6	5	1	5	7	9	1	5		
79.	7/4	@ Gwinnett	L, 3-2	2-5, 40-39	115th -4.0	R. Muñoz (2-2)	J. Kowar (2-5)	G. Holmes (5)	88°	7:07 PM	2:14	10,067		1	3	1	0	3	4	0	6		
80.	7/5	@ Gwinnett	L, 8-7 (10)	2-6, 40-40	115th -4.0	B. Burrows (3-2)	B. Kriske (0-4)	-	83°	7:07 PM	3:08	1,811		7	13	1	9	8	10	0	9		
81.	7/6	@ Gwinnett	L, 9-6	2-7, 40-41	118th -5.0	N. Marguevicius (3-2)	E. Sisk (2-3)	G. Holmes (6)	81°	7:08 PM	2:21	2,761		6	10	1	4	9	6	0	2		
82.	7/7	@ Gwinnett	W, 7-1	3-7, 41-41	116th -4.5	C. Ragans (1-1)	J. Shuster (2-2)	J. Bowlan (1)	80°	8:13 PM	2:45 (1:08)	4,515		7	13	0	13	1	7	0	8		
83.	7/8	@ Gwinnett	Cancelled/Wet Grinds																				
83.	7/9	@ Gwinnett	L, 8-1	3-8, 41-42	18th -5.5	A. Winans (7-3)	B. Keller (0-2)	-	83°	1:06 PM	2:23	5,129		1	3	1	3	8	8	0	7		
84.	7/14	INDIANAPOLIS	L, 13-5	3-9, 41-43	18th -5.5	K. Emanuel (7-3)	A. Zepa (0-2)	-	82°	7:08 PM	2:49	5,184	164,312	5	12	0	12	13	13	0	9		
85.	7/15	INDIANAPOLIS	W, 8-3	4-9, 42-43	18th -5.5	W. Pennington (3-0)	C. Alldred (5-2)	-	85°	7:08 PM	2:35	5,768	170,080	8	8	0	5	3	9	0	9		
86.	7/16	INDIANAPOLIS	L, 11-4	4-10, 42-44	118th -6.0	J. Jones (2-1)	B. Keller (0-3)	-	84°	5:06 PM	2:48	5,553	175,633	4	10	0	8	11	14	0	9		
87.	7/18	ST. PAUL	W, 1-0	5-10, 43-44	18th -5.0	W. Pennington (4-0)	J. Winder (5-2)	-	65°	12:07 PM	2:00	2,525	178,158	1	5	0	5	0	2	1	4		
88.	7/19	ST. PAUL	L, 9-4	5-11, 43-45	18th -6.0	L. Varland (4-0)	J. Bowlan (2-1)	A. Sanchez (1)	79°	7:07 PM	2:49	3,927	182,085	4	7	0	5	9	8	0	14		
89.	7/20	ST. PAUL	L, 6-5	5-12, 43-46	118th -7.0	A. Brice (1-1)	S. Cruz (0-1)	P. Murphy (6)	79°	7:06 PM	2:44	5,555	187,640	5	10	0	9	6	10	0	9		
90.	7/21	ST. PAUL	W, 5-4	6-12, 44-46	18th -6.5	C. Chamberlain (1-1)	J. Winder (5-3)	-	81°	7:07 PM	2:36	6,598	194,238	5	10	0	9	4	6	1	7		
91.	7/22	ST. PAUL	W, 8-5	7-12, 45-46	7th -6.0	W. Klein (1-0)	B. Enlow (2-3)	-	83°	7:07 PM	2:27	5,528	199,766	8	9	0	6	5	9	2	4		
92.	7/23	ST. PAUL	W, 3-1	8-12, 46-46	17th -5.0	J. McArthur (1-1)	P. Murphy (5-2)	W. Klein (1)	89°	5:07 PM	2:12	4,877	204,643	3	8	0	7	1	6	0	6		
93.	7/25	@ Columbus	L, 10-2	8-13, 46-47	17th -5.5	J. Eickhoff (1-2)	J. Bowlan (2-2)	-	85°	7:06 PM	2:52	11,084		2	5	0	9	10	11	2	8		
94.	7/26	@ Columbus	W, 5-2	9-13, 47-47	17th -5.5	W. Pennington (5-0)	C. Smith (2-1)	W. Klein (2)	85°	12:06 PM	2:43	10,100		5	7	1	11	2	6	0	5		
95.	7/27	@ Columbus	W, 5-2	10-13, 48-47	17th -4.5	C. Ragans (2-1)	H. Gaddis (1-7)	J. Kowar (2)	88°	7:05 PM	2:53	7,261		5	8	0	10	2	5	2	11		
96.	7/28	@ Columbus	W, 7-6	11-13, 49-47	15th -4.0	M. Castillo (3-6)	T. Ponticelli (2-6)	W. Klein (3)	82°	7:05 PM	2:50	7,838		7	8	0	6	6	9	0	4		
97.	7/29	@ Columbus	L, 6-3	11-14, 49-48	116th -5.0	P. Diehl (3-1)	A. Veneziano (4-1)	T. Herrin (2)	84°	7:06 PM	2:41	10,100		3	11	0	14	6	8	0	6		
98.	7/30	@ Columbus	W, 7-5	12-14, 50-48	15th -5.0	J. Bowlan (3-2)	P. Battenfield (0-3)	-	85°	4:07 PM	2:12	9,008		7	7	1	3	5	8	0	7		

[illegible][illegible]

LF

Tucker Bradley, 45 (23-22)
Brewer Hicklen, 12 (4-8)
Dairon Blanco, 11 (6-5)
Samad Taylor, 9 (6-3)
John Rave, 9 (5-4)
Nate Eaton, 5 (3-2)
Nick Pratto, 3 (1-2)
Tyler Gentry, 2 (1-1)
Franmil Reyes, 1 (1-0)

CF

Dairon Blanco, 26 (13-13)
John Rave, 19 (10-9)
Nate Eaton, 17 (9-8)
Drew Waters, 12 (7-5)
Samad Taylor, 11 (2-9)
Kyle Isbel, 8 (6-2)
Brewer Hicklen, 4 (2-2)

RF

Tyler Gentry, 81 (40-41)
Nate Eaton, 5 (3-2)
Dairon Blanco, 4 (4-0)
John Rave, 4 (2-2)
CJ Alexander, 4 (1-3)

SS

Angelo Castellano, 44 (19-25)
Adeiny Hechavarria, 27 (14-13)
Maikel Garcia, 14 (8-6)
Clay Dungan, 9 (5-4)
Jermaine Palacios, 2 (2-0)
Johan Camargo, 1 (1-0)
Nicky Lopez, 1 (1-0)

2B

Samad Taylor, 49 (27-22)
Clay Dungan, 16 (10-6)
Nick Loftin, 12 (3-9)
Nate Eaton, 8 (4-4)
Angelo Castellano, 7 (3-4)
Johan Camargo, 3 (2-1)
Michael Massey, 2 (1-1)
Nicky Lopez, 1 (0-1)

3B

Nick Loftin, 40 (23-17)
Clay Dungan, 13 (9-4)
Jermaine Palacios, 10 (6-4)
Maikel Garcia, 10 (2-8)
Nate Eaton, 9 (2-7)
Johan Camargo, 8 (5-3)
Angelo Castellano, 5 (3-2)
Samad Taylor, 2 (0-2)
Nicky Lopez, 1 (0-1)

SP

Jonathan Heasley, 13 (7-6)
Max Castillo, 13 (5-8)
Drew Parrish, 12 (7-5)
Anthony Veneziano, 9 (6-3)
Austin Cox, 9 (5-4)
Mike Mayers, 8 (3-5)
Angel Zerpa, 6 (1-5)
Daniel Lynch, 4 (3-1)
Cole Ragans, 4 (3-1)
Jonathan Bowlan, 4 (2-2)
Daniel Mengden, 3 (3-0)
Alec Marsh, 3 (2-1)
Ryan Yarbrough, 3 (1-2)
Brad Keller, 2 (1-1)
James McArthur, 2 (1-1)
Jackson Kowar, 1 (0-1)
Marcelo Martinez, 1 (0-1)
Evan Sisk, 1 (0-1)

1B

CJ Alexander, 35 (19-16)
Logan Porter, 20 (12-8)
Nick Pratto, 16 (6-10)
Angelo Castellano, 10 (6-4)
Matt Beaty, 5 (3-2)
Jermaine Palacios, 4 (1-3)
Paxton Wallace, 3 (2-1)
Greyson Jenista, 3 (1-2)
Johan Camargo, 2 (1-1)

DH

Brewer Hicklen, 34 (23-11)
CJ Alexander, 11 (7-4)
Tucker Bradley, 10 (5-5)
Dairon Blanco, 7 (4-3)
Tyler Gentry, 6 (2-4)
Matt Beaty, 4 (3-1)
Logan Porter, 4 (1-3)
Nick Loftin, 4 (0-4)
Clay Dungan, 3 (2-1)
Jackson Reetz, 3 (1-2)
Franmil Reyes, 3 (1-2)
Johan Camargo, 2 (0-2)
Freddy Fermin, 2 (0-2)
Kyle Isbel, 1 (1-0)
John Rave, 1 (1-0)
Nate Eaton, 1 (0-1)
Michael Massey, 1 (0-1)
Samad Taylor, 1 (0-1)

C

Logan Porter, 51 (26-25)
Jackson Reetz, 23 (12-11)
José Briceño, 12 (6-6)
Freddy Fermin, 12 (6-6)

1	2	3	4	5	6	7	8	9
Samad Taylor, 53 (23-30) Drew Waters, 12 (7-5) Brewer Hicklen, 10 (7-3) Dairon Blanco, 9 (7-2) Nate Eaton, 4 (2-2) Clay Dungan, 4 (1-3) John Rave, 3 (1-2) Tucker Bradley, 2 (1-1)	Maikel Garcia, 24 (10-14) Samad Taylor, 16 (11-5) John Rave, 12 (9-3) Nate Eaton, 11 (3-8) Nick Loftin, 9 (7-2) Nick Loftin, 9 (4-5) Matt Beaty, 4 (1-3) Tucker Bradley, 3 (1-2) Nicky Lopez, 3 (1-2) Michael Massey, 2 (1-1) Clay Dungan, 1 (1-0) CJ Alexander, 1 (0-1) Adeiny Hechavarria, 1 (0-1) Logan Porter, 1 (0-1)	Tyler Gentry, 57 (28-29) Nick Loftin, 11 (7-4) Logan Porter, 9 (4-5) John Rave, 8 (2-6) Nick Pratto, 4 (3-1) Samad Taylor, 3 (1-2) Matt Beaty, 2 (2-0) Nate Eaton, 2 (1-1) Michael Massey, 1 (0-1)	Logan Porter, 32 (16-16) Nick Pratto, 14 (5-9) CJ Alexander, 10 (6-4) Tyler Gentry, 10 (5-5) Nate Eaton, 9 (4-5) Johan Camargo, 8 (6-2) Nick Loftin, 4 (2-2) Franmil Reyes, 4 (2-2) John Rave, 3 (0-3) Matt Beaty, 1 (1-0) Freddy Fermin, 1 (1-0) Brewer Hicklen, 1 (0-1)	Nick Loftin, 25 (9-16) CJ Alexander, 13 (10-3) Logan Porter, 12 (9-3) Nate Eaton, 12 (6-6) Tucker Bradley, 9 (2-7) Brewer Hicklen, 5 (4-1) Clay Dungan, 4 (3-1) John Rave, 4 (2-2) Johan Camargo, 4 (1-3) Tyler Gentry, 3 (1-2) Jackson Reetz, 2 (2-0) Dairon Blanco, 1 (0-1) Freddy Fermin, 1 (0-1) Greyson Jenista, 1 (0-1) Nick Pratto, 1 (0-1)	CJ Alexander, 17 (7-10) Logan Porter, 16 (6-10) Brewer Hicklen, 10 (6-4) Tyler Gentry, 11 (3-8) Jackson Reetz, 8 (3-5) Nate Eaton, 5 (4-1) Nick Loftin, 5 (2-3) Adeiny Hechavarria, 4 (3-1) Tucker Bradley, 4 (2-2) Dairon Blanco, 4 (2-2) Jermaine Palacios, 3 (3-0) Clay Dungan, 3 (2-1) Freddy Fermin, 2 (2-0) Matt Beaty, 1 (1-0) José Briceño, 1 (1-0) Greyson Jenista, 1 (1-0) John Rave, 1 (1-0) Johan Camargo, 1 (0-1)	Dairon Blanco, 17 (9-8) Brewer Hicklen, 15 (7-8) Jackson Reetz, 11 (6-5) Adeiny Hechavarria, 11 (5-6) Freddy Fermin, 10 (3-7) Jermaine Palacios, 6 (2-4) Clay Dungan, 5 (4-1) Tyler Gentry, 5 (4-1) CJ Alexander, 5 (3-2) Logan Porter, 4 (2-2) Tucker Bradley, 2 (2-0) Nate Eaton, 2 (1-1) Angelo Castellano, 1 (1-0) Johan Camargo, 1 (0-1) Greyson Jenista, 1 (0-1) Nick Loftin, 1 (0-1)	Clay Dungan, 19 (12-7) Dairon Blanco, 15 (7-8) Tucker Bradley, 12 (6-6) José Briceño, 10 (5-5) Brewer Hicklen, 9 (3-6) Angelo Castellano, 8 (4-4) Adeiny Hechavarria, 6 (3-3) Jackson Reetz, 5 (2-3) Jermaine Palacios, 4 (3-1) CJ Alexander, 3 (0-3) Tyler Gentry, 2 (1-1) Paxton Wallace, 2 (1-1) Johan Camargo, 1 (1-0) John Rave, 1 (1-0)	Angelo Castellano, 57 (25-32) Tucker Bradley, 23 (14-9) Clay Dungan, 4 (2-2) Adeiny Hechavarria, 5 (3-2) Dairon Blanco, 2 (2-0) Brewer Hicklen, 1 (1-0) José Briceño, 1 (0-1) Paxton Wallace, 1 (0-1)

PLAYER	GS	POSITION										BATTING ORDER								
		C	1B	2B	3B	SS	LF	CF	RF	OF	DH	1ST	2ND	3RD	4TH	5TH	6TH	7TH	8TH	9TH
Tyler Gentry	89					2			81	83	6			57	10	3	11	5	3	
Logan Porter	76	51	21								4		1	9	34	12	16	4		
Samad Taylor	72			49	2		9	11		20	1	53	16	3						
Angelo Castellano	67		10	7	6	44												1	8	58
Nick Loftin	56			12	40						4		9	12	4	25	5	1		
Tucker Bradley	55					45				45	10	2	3			9	4	2	12	23
Brewer Hicklen	51					13	4			17	34	10			1	5	10	15	9	1
CJ Alexander	50		35						4	4	11		1		10	13	17	6	3	
Dairon Blanco	48					11	26	4		47	7	9				1	4	17	15	2
Nate Eaton	46			8	9		5	18	5	28	1	4	11	2	9	12	6	2		
Clay Dungan	41			16	13	9					3	5	1			4	3	5	19	4
John Rave	33					9	19	4		32	1	3	12	8	3	5	1		1	
Adeiny Hechavarria	27				27								1				4	11	6	5
Jakson Reetz	26	23									3					2	8	11	5	
Maikel Garcia	24				10	14							24							
Nick Pratto	18		15			3				3			4	13	1					
Jermaine Palacios	16		4		10	2											3	6	4	3
Johan Camargo	15		2	3	7	1				2					8	4	1	1	1	
Freddy Fermin	14	12									2				1	1	2	10		
Drew Waters	12						12			12		12								
José Briceño	12	12															1		10	1
Kyle Isbel	9						8			8	1		9							
Matt Beaty	9		5								4		5	2	1		1			
Franmil Reyes	4					1				1	3				4					
Nicky Lopez	3			1	1	1							3							
Greyson Jenista	3		3													1	1	1		
Michael Massey	3			2							1		2	1						
Paxton Wallace	3		3																2	1

OF LINEUP COMBOS

98 Games

96 Unique Lineup Combinations Used

MOST USED LINEUP (2, 2x)

PLAYER	Pos.
1. Brewer Hicklen	DH
2. John Rave	CF
3. Logan Porter	C
4. Nate Eaton	2B
5. Tucker Bradley	LF
6. Tyler Gentry	RF
7. Adeiny Hechavarria	SS
8. Clay Dungan	3B
9. Angelo Castellano	1B

STORM CHASERS POSITION PRODUCTION

	AVG	AB	H	TB	2B	3B	HR	RBI	BB	SO	OBP	SLG	OPS	SAC	SF	HBP	GDP
C	.255	353	90	146	20	0	12	46	50	102	.357	.414	.771	0	3	8	9
1B	.245	375	92	170	18	3	18	57	38	101	.318	.453	.771	0	4	4	8
2B	.281	367	103	161	20	4	10	57	62	77	.385	.439	.824	1	8	5	10
3B	.285	368	105	169	25	0	13	66	50	72	.369	.459	.828	1	7	3	13
SS	.235	344	81	130	19	0	10	58	48	83	.328	.378	.706	0	3	1	4
LF	.275	342	94	161	26	4	11	58	53	87	.376	.471	.847	2	6	6	11
CF	.304	381	116	190	27	4	13	50	48	88	.395	.499	.894	2	2	10	14
RF	.255	369	94	161	23	1	14	59	58	96	.364	.436	.800	1	5	8	7
DH	.253	367	93	160	22	3	13	51	47	109	.346	.436	.782	2	2	6	7

STORM CHASERS BATTING ORDER PRODUCTION

	AVG	AB	H	TB	2B	3B	HR	RBI	BB	SO	OBP	SLG	OPS	SAC	SF	HBP	GDP
1st	.311	399	124	194	29	7	9	60	56	86	.398	.486	.884	1	8	7	11
2nd	.255	388	99	155	27	1	9	57	60	94	.355	.399	.754	1	5	3	11
3rd	.249	378	94	154	23	2	11	67	56	92	.353	.407	.760	1	8	9	10
4th	.241	386	93	161	18	1	16	53	42	106	.320	.417	.737	0	6	6	8
5th	.281	381	107	188	20	2	19	63	39	85	.351	.493	.844	1	3	4	11
6th	.273	363	99	182	27	1	18	49	43	94	.354	.501	.855	0	2	4	7
7th	.224	340	76	139	17	2	14	58	50	94	.334	.409	.743	2	3	8	9
8th	.276	315	87	130	17	1	8	37	66	93	.415	.413	.828	1	2	10	6
9th	.272	335	91	148	23	2	10	61	43	81	.352	.442	.794	2	3	0	10

OUTFIELD ASSIST LOG (23)

#	OUTFIELDER	Pos.	ARM (MPH)	GAME	INNING	BASE	PITCHER	BATTER	RUNNER OUT	PLAY
1.	Tucker Bradley	LF	85.7	4/4 vs. Toledo	▲ 6	3rd	Brooks Kriske	Akil Baddoo	Akil Baddoo	Baddoo 3-RBI double, out at 3rd (7-6-5)
2.	Tyler Gentry	RF	62.2	4/14 @ Iowa	▼ 5	Home	Andrés Núñez	Matt Mervis	Christopher Morel	Mervis double, Morel out at home (9-4-2)
3.	Dairon Blanco	CF		4/19 vs. Gwinnett	▲ 3	2nd	Jonathan Heasley	Hendrik Clementina	Hendrik Clementina	Clementina RBI single, out at 2nd (8-4)
4.	Samad Taylor	CF	71.8	4/26 @ Nashville	▼ 5	2nd	Max Castillo	Andruw Monasterio	Andruw Monasterio	Monasterio single, out at 2nd (8-5-3-5)
5.	Nate Eaton	CF	95.4	4/27 @ Nashville	▼ 1	Home	Austin Cox	Keston Hiura	Andruw Monasterio	Hiura single, Monasterio out at home (8-2)
6.	Dairon Blanco	LF	43.3	4/28 @ Nashville	▼ 8	2nd	Jackson Kowar	Keston Hiura	Keston Hiura	Hiura 2-RBI single, out at 2nd (7-2-4)
7.	Brewer Hicklen	LF	67.7	5/2 vs. Louisville	▲ 5	2nd	Max Castillo	Matt McLain	Matt McLain	McLain 2-RBI single, out at 2nd (7-5-4-3-5)
8.	Dairon Blanco	CF	88.9	5/5 vs. Louisville	▲ 4	Home	Mike Mayers	Nick Martini	Will Benson	Martini flies out to CF, Benson out at home (8-2)
9.	Franmil Reyes	RF	68.2	5/6 vs. Louisville	▲ 6	2nd	Collin Snider	Matt McLain	Matt McLain	McLain RBI double, out at 2nd (7-6-4-5)
10.	Tyler Gentry	RF	69.6	5/11 @ Scranton/WB	▼ 9	Home	Nick Wittgren	Billy McKinney	Michael Hermosillo	McKinney RBI single, Hermosillo out at home (9-5-2)
11.	Drew Waters	CF		5/20 vs. Toledo	▲ 6	3rd	Walter Pennington	Parker Meadows	Jermaine Palacios	Meadows sacrifice fly DP, Palacios out at 3rd (8-6)
12.	Tucker Bradley	LF		5/25 @ St. Paul	▼ 5	2nd	Jackson Kowar	Chris Williams	Chris Williams	Williams RBI single, out at 2nd (7-5-3-4-3)
13.	Dairon Blanco	RF	83.8	5/26 @ St. Paul	▼ 3	2nd	Drew Parrish	Andrew Stevenson	Tony Wolters	Stevenson flies into a double play, Wolters out at 2nd (9-6)
14.	Tyler Gentry	RF		5/27 @ St. Paul	▼ 1	3rd	Jonathan Heasley	Jose Miranda	Andrew Stevenson	Miranda flies into a double play, Stevenson out at 3rd (9-1-5)
15.	Tyler Gentry	RF	92.1	5/28 @ St. Paul	▼ 3	Home	Max Castillo	Jose Miranda	Alex De Goti	Miranda lines into a double play, De Goti out at 3rd (9-2)
16.	Brewer Hicklen	LF	94.6	5/28 @ St. Paul	▼ 7	Home	Jackson Kowar	Jose Miranda	Andrew Stevenson	Miranda RBI single, Stevenson scores, Reetz Error (7-2)
17.	Nate Eaton	RF	74.9	6/4 vs. Memphis	▲ 9	2nd	Jonah Dipoto	Juniel Querecuto	Juniel Querecuto	Querecuto RBI single, out at 2nd (9-6)
18.	Brewer Hicklen	CF	71.5	6/8 @ Indianapolis	▼ 5	2nd	Drew Parrish	Henry Davis	Henry Davis	Davis single, out at 2nd (8-4)
19.	John Rave	LF	89.4	6/20 @ Rochester	▼ 1	2nd	Alec Marsh	Nomar Mazara	Nomar Mazara	Mazara RBI single, out at 2nd (7-2-4)
20.	Nate Eaton	CF	99.9	7/2 vs. Iowa [G1]	▲ 2	2nd	Brad Keller	Edwin Rios	Edwin Rios	Rios single, out at 2nd (8-4)
21.	Nate Eaton	LF	96.4	7/15 vs. Indianapolis	▲ 8	2nd	Brooks Kriske	Alika Williams	Aaron Shackelford	Williams single, Shackelford out at 2nd (7-5)
22.	Nate Eaton	CF	98.7	7/16 vs. Indianapolis	▲ 5	3rd	Emilio Marquez	Canaan Smith-Njigba	Chris Owings	Smith-Njigba single, Owings out at 3rd (8-5)
23.	Nate Eaton	RF	96.7	7/26 @ Columbus	▼ 9	2nd	Will Klein	Jhonkensy Noel	Zack Collins	Noel flies into a force out, Collins out at 2nd (9-6)

BY PLAYER

	LF	1
NATE EATON (6)	CF	3
	RF	2
	LF	1
DAIRON BLANCO (4)	CF	2
	RF	1
TYLER GENTRY (4)	RF	4
	LF	2
BREWER HICKLEN (3)	CF	1
TUCKER BRADLEY (2)	LF	2
JOHN RAVE (1)	LF	1
FRANMIL REYES (1)	LF	1
SAMAD TAYLOR (1)	CF	1
DREW WATERS (1)	CF	1

Date	Opponent	Result	SP	C	1B	2B	3B	SS	LF	CF	RF	DH
3/31	@ Indianapolis	W, 8-6	Mike Mayers	Freddy Fermin	Nick Pratto	Samad Taylor	Nick Loftin	Maikel Garcia	Tucker Bradley	Dairon Blanco	Ilyer Gentry	CJ Alexander
4/1	@ Indianapolis	W, 12-3	Austin Cox	Logan Porter	Nick Pratto	Samad Taylor	Nick Loftin	Maikel Garcia	Tucker Bradley	Dairon Blanco	Ilyer Gentry	Samad J Reetz
4/2	@ Indianapolis	W, 9-4	Jonathan Heasley	Freddy Fermin	Nick Pratto	Samad Taylor	Nick Loftin	Maikel Garcia	Tucker Bradley	Dairon Blanco	Ilyer Gentry	CJ Alexander
4/4	TOLEDO	L, 9-2	Max Castillo	Freddy Fermin	Nick Pratto	Samad Taylor	Nick Loftin	Maikel Garcia	Tucker Bradley	Dairon Blanco	Ilyer Gentry	CJ Alexander
4/5	TOLEDO	L, 7-6	Mike Mayers	Jackson Reetz	Logan Porter	Angelo Castellano	Nick Loftin	Maikel Garcia	Tucker Bradley	Samad Taylor	Ilyer Gentry	Freddy Fermin
4/6	TOLEDO	L, 8-5	Jackson Kowar	Freddy Fermin	CJ Alexander	Samad Taylor	Nick Loftin	Maikel Garcia	Tucker Bradley	Dairon Blanco	Ilyer Gentry	Logan Porter
4/7	TOLEDO	W, 9-4	Jonathan Heasley	Freddy Fermin	Logan Porter	Samad Taylor	Angelo Castellano	Maikel Garcia	Tucker Bradley	Dairon Blanco	Ilyer Gentry	CJ Alexander
4/8	TOLEDO	W, 13-8	Drew Parrish	Freddy Fermin	Nick Pratto	Samad Taylor	Angelo Castellano	Maikel Garcia	Tucker Bradley	Dairon Blanco	Ilyer Gentry	CJ Alexander
4/9	TOLEDO	L, 8-2	Max Castillo	Logan Porter	Nick Pratto	Samad Taylor	Angelo Castellano	Maikel Garcia	Ilyer Gentry	Dairon Blanco	CJ Alexander	Jackson Reetz
4/11	@ Iowa	L, 9-6	Mike Mayers	Freddy Fermin	Nick Pratto	Samad Taylor	Nick Loftin	Maikel Garcia	Tucker Bradley	Dairon Blanco	Ilyer Gentry	Logan Porter
4/12	@ Iowa	W, 10-6	Austin Cox	Logan Porter	Nick Pratto	Samad Taylor	Nick Loftin	Maikel Garcia	Tucker Bradley	Dairon Blanco	Ilyer Gentry	CJ Alexander
4/13	@ Louisville	L, 7-0	Jonathan Heasley	Logan Porter	Nick Pratto	Samad Taylor	Nick Loftin	Maikel Garcia	Tucker Bradley	Dairon Blanco	Ilyer Gentry	CJ Alexander
4/14	@ Louisville	W, 11-8	Drew Parrish	Freddy Fermin	CJ Alexander	Angelo Castellano	Nick Loftin	Maikel Garcia	Brewer Hicklen	Samad Taylor	Ilyer Gentry	Logan Porter
4/18	WINNETT	L, 4-1	Mike Mayers	Freddy Fermin	Logan Porter	Nick Loftin	Maikel Garcia	Angelo Castellano	Nick Pratto	Samad Taylor	CJ Alexander	Ilyer Gentry
4/19	WINNETT	L, 6-2	Jonathan Heasley	Logan Porter	Nick Pratto	Samad Taylor	Nick Loftin	Angelo Castellano	Tucker Bradley	Dairon Blanco	Ilyer Gentry	Jackson Reetz
4/20	WINNETT	L, 9-3	Max Castillo	Freddy Fermin	Nick Pratto	Nick Loftin	Maikel Garcia	Angelo Castellano	Dairon Blanco	Samad Taylor	Ilyer Gentry	Logan Porter
4/21	WINNETT	L, 10-4	Austin Cox	Jackson Reetz	Nick Pratto	Nick Loftin	Maikel Garcia	Angelo Castellano	Brewer Hicklen	Dairon Blanco	Ilyer Gentry	Nick Loftin
4/22	WINNETT	L, 5-2	Drew Parrish	Logan Porter	CJ Alexander	Samad Taylor	Nick Loftin	Angelo Castellano	Nick Pratto	Dairon Blanco	Ilyer Gentry	Nick Loftin
4/23	WINNETT	W, 5-3	Mike Mayers	Jackson Reetz	Nick Pratto	Nick Loftin	Maikel Garcia	Angelo Castellano	Tucker Bradley	Dairon Blanco	Ilyer Gentry	CJ Alexander
4/25	@ Nashville	L, 8-3	Jonathan Heasley	Logan Porter	Nick Pratto	Nick Loftin	Maikel Garcia	Angelo Castellano	Tucker Bradley	Samad Taylor	Ilyer Gentry	Dairon Blanco
4/26	@ Nashville	L, 7-0	Max Castillo	Logan Porter	Nick Loftin	Nick Loftin	Maikel Garcia	Angelo Castellano	Brewer Hicklen	Dairon Blanco	Ilyer Gentry	Tucker Bradley
4/27	@ Nashville	W, 2-1	Austin Cox	Jackson Reetz	CJ Alexander	Samad Taylor	Nick Loftin	Maikel Garcia	Nick Pratto	Nate Eaton	Dairon Blanco	Ilyer Gentry
4/28	@ Nashville	L, 4-3	Drew Parrish	Logan Porter	CJ Alexander	Samad Taylor	Nick Loftin	Maikel Garcia	Angelo Castellano	Dairon Blanco	Ilyer Gentry	Brewer Hicklen
4/29	@ Nashville	L, 6-5 (10)	Mike Mayers	Jackson Reetz	CJ Alexander	Nick Loftin	Maikel Garcia	Angelo Castellano	Tucker Bradley	Samad Taylor	Nate Eaton	Freddy Fermin
4/30	@ Nashville	W, 10-6	Jonathan Heasley	Freddy Fermin	Logan Porter	Nick Loftin	Maikel Garcia	Angelo Castellano	Tucker Bradley	Nate Eaton	Ilyer Gentry	Brewer Hicklen
5/1	LOUISVILLE	L, 10-4	Max Castillo	Jackson Reetz	Logan Porter	Samad Taylor	Nick Loftin	Angelo Castellano	Nate Eaton	Dairon Blanco	Ilyer Gentry	Nick Loftin
5/3	LOUISVILLE	L, 7-4	Marcelo Martinez	Logan Porter	CJ Alexander	Samad Taylor	Nick Loftin	Angelo Castellano	Tucker Bradley	Nate Eaton	Ilyer Gentry	Brewer Hicklen
5/4	LOUISVILLE	L, 12-10	Drew Parrish	Logan Porter	CJ Alexander	Samad Taylor	Nick Loftin	Angelo Castellano	Tucker Bradley	Brewer Hicklen	Ilyer Gentry	Frannil Reyes
5/5	LOUISVILLE	W, 6-2	Mike Mayers	Jackson Reetz	Logan Porter	Samad Taylor	Nick Loftin	Clay Dungan	Brewer Hicklen	Dairon Blanco	Ilyer Gentry	Frannil Reyes
5/6	LOUISVILLE	W, 6-2	Daniel Mengden	Logan Porter	CJ Alexander	Samad Taylor	Nick Loftin	Angelo Castellano	Brewer Hicklen	Dairon Blanco	Ilyer Gentry	Tucker Bradley
5/7	LOUISVILLE	L, 4-3	Daniel Lynch	Jackson Reetz	Logan Porter	Samad Taylor	Nick Loftin	Angelo Castellano	Brewer Hicklen	Dairon Blanco	Ilyer Gentry	Frannil Reyes
5/9	@ Scranton/WB	L, 14-2	Drew Parrish	Logan Porter	CJ Alexander	Samad Taylor	Nick Loftin	Clay Dungan	Tucker Bradley	Drew Waters	Ilyer Gentry	Brewer Hicklen
5/10	@ Scranton/WB	L, 4-3	Mike Mayers	Jackson Reetz	Logan Porter	Clay Dungan	Nick Loftin	Angelo Castellano	Brewer Hicklen	Dairon Blanco	Ilyer Gentry	Samad Taylor
5/11	@ Scranton/WB	L, 4-3 (11)	Jonathan Heasley	Logan Porter	CJ Alexander	Samad Taylor	Nick Loftin	Angelo Castellano	Tucker Bradley	Drew Waters	Dairon Blanco	Brewer Hicklen
5/13	@ Scranton/WB	L, 7-2	Daniel Lynch	Jackson Reetz	CJ Alexander	Samad Taylor	Nick Loftin	Angelo Castellano	Clay Dungan	Dairon Blanco	Ilyer Gentry	Dairon Blanco
5/14	@ Scranton/WB	L, 8-6	Austin Cox	Logan Porter	CJ Alexander	Samad Taylor	Nick Loftin	Angelo Castellano	Brewer Hicklen	Drew Waters	Ilyer Gentry	
5/16	TOLEDO	L, 9-2	Drew Parrish	Jackson Reetz	CJ Alexander	Samad Taylor	Nick Loftin	Clay Dungan	Tucker Bradley	Dairon Blanco	Ilyer Gentry	Brewer Hicklen
5/17	TOLEDO	W, 10-8	Jonathan Heasley	Logan Porter	CJ Alexander	Nicky Lopez	Nick Loftin	Angelo Castellano	Samad Taylor	Drew Waters	Ilyer Gentry	John Camargo
5/18	TOLEDO	W, 6-0	Daniel Lynch	Jackson Reetz	Logan Porter	Samad Taylor	Nick Loftin	Angelo Castellano	Nicky Lopez	Drew Waters	Ilyer Gentry	Dairon Blanco
5/19	TOLEDO	W, 9-1	Daniel Mengden	Logan Porter	CJ Alexander	Clay Dungan	Nick Loftin	Angelo Castellano	Samad Taylor	Drew Waters	Ilyer Gentry	Dairon Blanco
5/20	TOLEDO	L, 4-1	Drew Parrish	Jackson Reetz	CJ Alexander	Clay Dungan	Nicky Lopez	Angelo Castellano	Samad Taylor	Drew Waters	Ilyer Gentry	Nick Loftin
5/21	TOLEDO	W, 8-4	Jonathan Heasley	Jackson Reetz	Logan Porter	Samad Taylor	Nick Loftin	Angelo Castellano	Tucker Bradley	Drew Waters	Ilyer Gentry	Brewer Hicklen
5/22	@ St. Paul	W, 11-10	Daniel Lynch	Logan Porter	Greyson Jenista	Clay Dungan	Nick Loftin	Angelo Castellano	Samad Taylor	Drew Waters	Ilyer Gentry	Dairon Blanco
5/24	@ St. Paul	L, 6-5	Anthony Veneziano	Jackson Reetz	Logan Porter	Nick Loftin	Clay Dungan	Angelo Castellano	Dairon Blanco	Drew Waters	Ilyer Gentry	Brewer Hicklen
5/25	@ St. Paul	L, 8-6	Austin Cox	Logan Porter	Greyson Jenista	Nick Loftin	Samad Taylor	Angelo Castellano	Tucker Bradley	Dairon Blanco	Ilyer Gentry	Brewer Hicklen
5/26	@ St. Paul	W, 6-4	Drew Parrish	Jackson Reetz	Logan Porter	Clay Dungan	Nick Loftin	Angelo Castellano	Samad Taylor	Nate Eaton	Dairon Blanco	Brewer Hicklen
5/27	@ St. Paul	L, 14-1	Jonathan Heasley	Logan Porter	Greyson Jenista	Samad Taylor	Johan Camargo	Angelo Castellano	Dairon Blanco	Nate Eaton	Ilyer Gentry	Tucker Bradley
5/28	MEMPHIS	W, 7-6	Max Castillo	Jackson Reetz	CJ Alexander	Johan Camargo	Nick Loftin	Angelo Castellano	Clay Dungan	Dairon Blanco	Ilyer Gentry	Brewer Hicklen
5/30	MEMPHIS	L, 9-4	Anthony Veneziano	Logan Porter	CJ Alexander	Samad Taylor	Nick Loftin	Johan Camargo	Dairon Blanco	Nate Eaton	Ilyer Gentry	Brewer Hicklen
5/31	MEMPHIS	L, 12-6	Austin Cox	Logan Porter	Johan Camargo	Samad Taylor	Nate Eaton	Clay Dungan	Tucker Bradley	Dairon Blanco	Ilyer Gentry	CJ Alexander
6/1	MEMPHIS	L, 12-6	Jonathan Heasley	Jackson Reetz	CJ Alexander	Nate Eaton	Johan Camargo	Angelo Castellano	Samad Taylor	Brewer Hicklen	Ilyer Gentry	Dairon Blanco
6/2	MEMPHIS	W, 9-7	Drew Parrish	Logan Porter	CJ Alexander	Samad Taylor	Clay Dungan	Angelo Castellano	Dairon Blanco	Brewer Hicklen	Ilyer Gentry	Logan Porter
6/3	MEMPHIS	L, 4-2	Max Castillo	Jackson Reetz	Logan Porter	Samad Taylor	Nate Eaton	Angelo Castellano	Brewer Hicklen	Dairon Blanco	Ilyer Gentry	Johan Camargo
6/4	MEMPHIS	L, 6-5	Anthony Veneziano	Logan Porter	CJ Alexander	Samad Taylor	Johan Camargo	Angelo Castellano	Tucker Bradley	Dairon Blanco	Ilyer Gentry	Brewer Hicklen
6/6	@ Indianapolis	W, 4-2	Daniel Mengden	Logan Porter	Logan Porter	Johan Camargo	Nate Eaton	Angelo Castellano	Samad Taylor	Dairon Blanco	Ilyer Gentry	Brewer Hicklen
6/7	@ Indianapolis	W, 9-7	Jonathan Heasley	Logan Porter	CJ Alexander	Johan Camargo	Nate Eaton	Angelo Castellano	Samad Taylor	Dairon Blanco	Ilyer Gentry	Tucker Bradley
6/9	@ Indianapolis	W, 15-7	Drew Parrish	Logan Porter	CJ Alexander	Samad Taylor	Clay Dungan	Angelo Castellano	Brewer Hicklen	Dairon Blanco	Ilyer Gentry	Dairon Blanco
6/9	@ Indianapolis	W, 15-7	Max Castillo	Jackson Reetz	Logan Porter	Samad Taylor	Johan Camargo	Angelo Castellano	Brewer Hicklen	Dairon Blanco	Ilyer Gentry	CJ Alexander
6/10	@ Indianapolis	W, 9-5	Jonathan Heasley	Jackson Reetz	CJ Alexander	Samad Taylor	Clay Dungan	Angelo Castellano	Tucker Bradley	Dairon Blanco	Ilyer Gentry	Brewer Hicklen
6/13	COLUMBUS	W, 6-5	Jonathan Heasley	Jackson Reetz	Logan Porter	Samad Taylor	Johan Camargo	Angelo Castellano	John Rave	Kyle Isbel	Ilyer Gentry	Brewer Hicklen
6/14	COLUMBUS	W, 6-1	Alec Marsh	Logan Porter	Johan Camargo	Samad Taylor	Clay Dungan	Jermaine Palacios	Tucker Bradley	John Rave	Ilyer Gentry	Matt Beatty
6/15	COLUMBUS	W, 6-1	Max Castillo	Logan Porter	Samad Taylor	Angelo Castellano	Angelo Castellano	Jermaine Palacios	John Rave	Kyle Isbel	Ilyer Gentry	Brewer Hicklen
6/16	COLUMBUS	W, 4-1	Anthony Veneziano	Jose Briceño	Logan Porter	Clay Dungan	Angelo Castellano	Adeiny Hechavarria	John Rave	Kyle Isbel	Ilyer Gentry	Brewer Hicklen
6/17	COLUMBUS	W, 13-4	Drew Parrish	Logan Porter	Matt Beatty	Clay Dungan	Angelo Castellano	Adeiny Hechavarria	Tucker Bradley	John Rave	Nate Eaton	Brewer Hicklen
6/18	COLUMBUS	W, 6-4	James McArthur	Logan Porter	Logan Porter	Clay Dungan	Jermaine Palacios	Angelo Castellano	John Rave	Kyle Isbel	Ilyer Gentry	Brewer Hicklen
6/19	@ Rochester	W, 5-4	Alec Marsh	Logan Porter	Angelo Castellano	Nate Eaton	Clay Dungan	Adeiny Hechavarria	John Rave	Kyle Isbel	Ilyer Gentry	Brewer Hicklen
6/20	@ Rochester	W, 7-3	Max Castillo	Logan Porter	Logan Porter	Clay Dungan	Jermaine Palacios	Adeiny Hechavarria	Tucker Bradley	Nate Eaton	Ilyer Gentry	Brewer Hicklen
6/22	@ Rochester	W, 8-4	Jonathan Bowlan	Logan Porter	Angelo Castellano	Clay Dungan	Jermaine Palacios	Adeiny Hechavarria	Tucker Bradley	Kyle Isbel	Nate Eaton	Brewer Hicklen
6/23	@ Rochester	W, 4-2	Jonathan Heasley	Logan Porter	Angelo Castellano	Clay Dungan	Jermaine Palacios	Adeiny Hechavarria	Tucker Bradley	Kyle Isbel	Ilyer Gentry	Brewer Hicklen
6/24	@ Rochester	L, 3-2	Anthony Veneziano	Logan Porter	Logan Porter	Clay Dungan	Jermaine Palacios	Adeiny Hechavarria	John Rave	Kyle Isbel	Ilyer Gentry	Brewer Hicklen
6/25	@ Rochester	L, 3-2	Ryan Yarbrough	Logan Porter	Logan Porter	Angelo Castellano	Jermaine Palacios	Adeiny Hechavarria	John Rave	Kyle Isbel	Ilyer Gentry	Brewer Hicklen
6/26	@ Rochester	W, 7-3	Alec Marsh	Logan Porter	Paxton Wallace	Clay Dungan	Jermaine Palacios	Adeiny Hechavarria	Tucker Bradley	John Rave	Ilyer Gentry	Kyle Isbel
6/28	IOWA	L, 9-2	Angel Zerpa	Logan Porter	Angelo Castellano	Nate Eaton	Clay Dungan	Adeiny Hechavarria	Tucker Bradley	John Rave	Ilyer Gentry	Brewer Hicklen
6/29	IOWA	W, 8-3	Ryan Yarbrough	Logan Porter	Angelo Castellano	Nate Eaton	Clay Dungan	Adeiny Hechavarria	Tucker Bradley	John Rave	Ilyer Gentry	Brewer Hicklen
6/30	IOWA	L, 6-5	Max Castillo	Logan Porter	Jermaine Palacios	Michael Massey	Nate Eaton	Angelo Castellano	Tucker Bradley	John Rave	Ilyer Gentry	Brewer Hicklen
7/1	LOUISVILLE	W, 11-1 (7)	Brad Keller	Logan Porter	Angelo Castellano	Michael Massey	Clay Dungan	Adeiny Hechavarria	Tucker Bradley	Nate Eaton	Ilyer Gentry	Brewer Hicklen
7/2 (62)	IOWA	L, 6-2 (7)	Cole Ragans	Logan Porter	Paxton Wallace	Clay Dungan	Jermaine Palacios	Angelo Castellano	John Rave	Nate Eaton	Ilyer Gentry	Tucker Bradley
7/3	IOWA	L, 7-6	Angel Zerpa	Logan Porter	Jermaine Palacios	Nate Eaton	Clay Dungan	Adeiny Hechavarria	Tucker Bradley	John Rave	Ilyer Gentry	Michael Massey
7/4	@ Winnett	L, 3-1	Ryan Yarbrough	Logan Porter	Angelo Castellano	Clay Dungan	Jermaine Palacios	Adeiny Hechavarria	Tucker Bradley	John Rave	Ilyer Gentry	Brewer Hicklen
7/5	@ Winnett	L, 8-7 (10)	Brad Keller	Logan Porter	Angelo Castellano	Samad Taylor	Nate Eaton	Adeiny Hechavarria	Tucker Bradley	John Rave	Ilyer Gentry	Brewer Hicklen
7/6	@ Winnett	W, 7-1	James McArthur	Logan Porter	Angelo Castellano	Samad Taylor	Clay Dungan	Adeiny Hechavarria	Tucker Bradley	John Rave	Ilyer Gentry	Tucker Bradley
7/7	@ Winnett	W, 7-1	Cole Ragans	Logan Porter	Paxton Wallace	Samad Taylor	Jermaine Palacios	Adeiny Hechavarria	Nate Eaton	John Rave	Ilyer Gentry	Brewer Hicklen
7/9	@ Winnett	L, 8-1	Angel Zerpa	Logan Porter	Logan Porter	Angelo Castellano	Nate Eaton	Adeiny Hechavarria	Tucker Bradley	John Rave	Ilyer Gentry	Clay Dungan
7/14	INDIANAPOLIS	L, 13-5	Jonathan Heasley	Logan Porter	Jermaine Palacios	Clay Dungan	Nate Eaton	Angelo Castellano	Tucker Bradley	John Rave	Ilyer Gentry	Brewer Hicklen
7/15	INDIANAPOLIS	W, 8-3	Austin Cox	Logan Porter	CJ Alexander	Angelo Castellano	Nick Loftin	Adeiny Hechavarria	Nate Eaton	John Rave	Ilyer Gentry	Brewer Hicklen
7/16	INDIANAPOLIS	W, 11-4	Evan Sisk	Logan Porter	CJ Alexander	Angelo Castellano	Nick Loftin	Adeiny Hechavarria	Tucker Bradley	John Rave	Ilyer Gentry	
7/18	ST. PAUL	L, 9-4	Jonathan Heasley	Logan Porter	CJ Alexander	Nate Eaton	Nick Loftin	Angelo Castellano	Tucker Bradley	John Rave	Ilyer Gentry	Clay Dungan
7/19	ST. PAUL	L, 9-4	Jonathan Bowlan	Logan Porter	CJ Alexander	Samad Taylor	Nick Loftin	Adeiny Hechavarria	Brewer Hicklen	Nate Eaton	Ilyer Gentry	Matt Beatty
7/20	ST. PAUL	L, 6-5	Angel Zerpa	Logan Porter	Matt Beatty	Samad Taylor	Jermaine Palacios	Adeiny Hechavarria	Brewer Hicklen	Nate Eaton	Ilyer Gentry	Nick Loftin
7/21	ST. PAUL	L, 9-6	Cole Ragans	Logan Porter	CJ Alexander	Samad Taylor	Clay Dungan	Adeiny Hechavarria	Nate Eaton	John Rave	Ilyer Gentry	Tucker Bradley
7/22	ST. PAUL	W, 8-5	Max Castillo	Logan Porter	Matt Beatty	Samad Taylor	Nick Loftin	Angelo Castellano	John Rave	Nate Eaton	Ilyer Gentry	Brewer Hicklen
7/23	ST. PAUL	W, 3-1	Anthony Veneziano	Logan Porter	CJ Alexander	Samad Taylor	Nick Loftin	Adeiny Hechavarria	Tucker Bradley	John Rave	Ilyer Gentry	Clay Dungan
7/25	@ Columbus	L, 10-2	Jonathan Bowlan	Logan Porter	CJ Alexander	Samad Taylor	Nick Loftin	Adeiny Hechavarria	John Rave	Nate Eaton	Ilyer Gentry	Tucker Bradley
7/26	@ Columbus	W, 5-2	Jonathan Heasley	Logan Porter	CJ Alexander	Samad Taylor	Nick Loftin	Angelo Castellano	Brewer Hicklen	John Rave	Nate Eaton	CJ Alexander
7/27	@ Columbus	L, 9-6	Cole Ragans	Logan Porter	Jermaine Palacios	Samad Taylor	Clay Dungan	Adeiny Hechavarria	Tucker Bradley	Nate Eaton	Ilyer Gentry	John Rave
7/28	@ Columbus	W, 7-6	Max Castillo	Logan Porter	CJ Alexander	Samad Taylor	Nick Loftin	Angelo Castellano	Ilyer Gentry	Nate Eaton	John Rave	Matt Beatty
7/29	@ Columbus	L, 6-3	Anthony Veneziano	Jose Briceño	Matt Beatty	Nick Loftin	Angelo Castellano	Adeiny Hechavarria	Tucker Bradley	John Rave	Ilyer Gentry	Tucker Bradley
8/1	@ Louisville	W, 7-5	Jonathan Bowlan	Logan Porter	Angelo Castellano	Nick Loftin	Clay Dungan	Adeiny Hechavarria	Brewer Hicklen	Nate Eaton	Ilyer Gentry	Matt Beatty
8/2	@ Louisville	W, 7-5	Jonathan Bowlan	Logan Porter	Angelo Castellano	Nick Loftin	Clay Dungan	Adeiny Hechavarria	Brewer Hicklen	Nate Eaton	Ilyer Gentry	Matt Beatty
8/3	@ Louisville	W, 7-5	Jonathan Bowlan	Logan Porter	Angelo Castellano	Nick Loftin	Clay Dungan	Adeiny Hechavarria	Brewer Hicklen	Nate Eaton	Ilyer Gentry	Matt Beatty
8/4	@ Louisville	W, 7-5	Jonathan Bowlan	Logan Porter	Angelo Castellano	Nick Loftin	Clay Dungan	Adeiny Hechavarria	Brewer Hicklen	Nate Eaton	Ilyer Gentry	Matt Beatty
8/5	@ Louisville	W, 7-5	Jonathan Bowlan	Logan Porter	Angelo Castellano	Nick Loftin	Clay Dungan	Adeiny Hechavarria	Brewer Hicklen	Nate Eaton	Ilyer Gentry	Matt Beatty
8/6	@ Louisville	W, 7-5	Jonathan Bowlan	Logan Porter	Angelo Castellano	Nick Loftin	Clay Dungan	Adeiny Hechavarria	Brewer Hicklen	Nate Eaton	Ilyer Gentry	Matt Beatty
8/7	@ Louisville	W, 7-5	Jonathan Bowlan	Logan Porter	Angelo Castellano	Nick Loftin	Clay Dungan	Adeiny Hechavarria	Brewer Hicklen	Nate Eaton	Ilyer Gentry	Matt Beatty
8/8	IOWA	L, 9-2	Angel Zerpa	Logan Porter	Angelo Castellano	Nate Eaton	Clay Dungan	Adeiny Hechavarria	Tucker Bradley	John Rave	Ilyer Gentry	Brewer Hicklen
8/9	IOWA	W, 8-3	Ryan Yarbrough	Logan Porter	Angelo Castellano	Nate Eaton	Clay Dungan	Adeiny Hechavarria	Tucker Bradley	John Rave	Ilyer Gentry	Brewer Hicklen
8/10	IOWA	L, 6-5	Max Castillo	Logan Porter	Jermaine Palacios	Michael Massey	Nate Eaton	Angelo Castellano	Tucker Bradley	John Rave	Ilyer Gentry	Brewer Hicklen
8/11	IOWA	L, 6-5	Max Castillo	Logan Porter	Jermaine Palacios	Michael Massey	Nate Eaton	Angelo Castellano	Tucker Bradley	John Rave	Ilyer Gentry	Brewer Hicklen
8/12	IOWA	L, 6-5	Max Castillo	Logan Porter	Jermaine Palacios	Michael Massey	Nate Eaton	Angelo Castellano	Tucker Bradley	John Rave		

DATE	OPPONENT	RESULT	1	2	3	4	5	6	7	8	9
3/31	@ Indianapolis	W, 8-6	Samad Taylor	Maikel Garcia	Nick Pratto	Tyler Gentry	CJ Alexander	Nick Loftin	Freddy Fermin	Dairon Blanco	Tucker Bradley
4/1	@ Indianapolis	W, 8-3	Samad Taylor	Maikel Garcia	Nick Pratto	Tyler Gentry	Nick Loftin	CJ Alexander	Freddy Fermin	Dairon Blanco	Angelo Castellano
4/4	TOLEDO	L, 9-2	Samad Taylor	Maikel Garcia	Nick Pratto	Tyler Gentry	Nick Loftin	CJ Alexander	Freddy Fermin	Dairon Blanco	Tucker Bradley
4/5	TOLEDO	L, 7-6	Samad Taylor	Maikel Garcia	Nick Pratto	Tyler Gentry	Nick Loftin	CJ Alexander	Freddy Fermin	Dairon Blanco	Angelo Castellano
4/6	TOLEDO	L, 8-5	Samad Taylor	Maikel Garcia	Nick Pratto	Tyler Gentry	Nick Loftin	CJ Alexander	Freddy Fermin	Dairon Blanco	Tucker Bradley
4/7	TOLEDO	L, 9-4	Samad Taylor	Maikel Garcia	Nick Pratto	Tyler Gentry	Nick Loftin	CJ Alexander	Freddy Fermin	Dairon Blanco	Angelo Castellano
4/8	TOLEDO	W, 13-8	Samad Taylor	Maikel Garcia	Nick Pratto	Tyler Gentry	Nick Loftin	CJ Alexander	Freddy Fermin	Dairon Blanco	Tucker Bradley
4/9	TOLEDO	L, 8-2	Samad Taylor	Maikel Garcia	Nick Pratto	Tyler Gentry	Nick Loftin	CJ Alexander	Freddy Fermin	Dairon Blanco	Angelo Castellano
4/11	@ Iowa	L, 9-6	Samad Taylor	Maikel Garcia	Nick Pratto	Tyler Gentry	Nick Loftin	CJ Alexander	Freddy Fermin	Dairon Blanco	Tucker Bradley
4/12	@ Iowa	W, 10-6	Samad Taylor	Maikel Garcia	Nick Pratto	Tyler Gentry	Nick Loftin	CJ Alexander	Freddy Fermin	Dairon Blanco	Tucker Bradley
4/13	@ Iowa	L, 7-0	Samad Taylor	Maikel Garcia	Nick Pratto	Tyler Gentry	Nick Loftin	CJ Alexander	Freddy Fermin	Dairon Blanco	Angelo Castellano
4/14	@ Iowa	W, 11-8	Samad Taylor	Maikel Garcia	Nick Pratto	Tyler Gentry	Nick Loftin	CJ Alexander	Freddy Fermin	Dairon Blanco	Angelo Castellano
4/18	WINNETT	L, 4-1	Samad Taylor	Maikel Garcia	Nick Pratto	Tyler Gentry	Nick Loftin	CJ Alexander	Freddy Fermin	Dairon Blanco	Angelo Castellano
4/19	WINNETT	L, 6-2	Samad Taylor	Maikel Garcia	Nick Pratto	Tyler Gentry	Nick Loftin	CJ Alexander	Freddy Fermin	Dairon Blanco	Tucker Bradley
4/20	WINNETT	L, 9-3	Samad Taylor	Maikel Garcia	Nick Pratto	Tyler Gentry	Nick Loftin	CJ Alexander	Freddy Fermin	Dairon Blanco	Angelo Castellano
4/21	WINNETT	L, 10-6	Samad Taylor	Maikel Garcia	Nick Pratto	Tyler Gentry	Nick Loftin	CJ Alexander	Freddy Fermin	Dairon Blanco	Tucker Bradley
4/22	WINNETT	L, 5-2	Samad Taylor	Maikel Garcia	Nick Pratto	Tyler Gentry	Nick Loftin	CJ Alexander	Freddy Fermin	Dairon Blanco	Angelo Castellano
4/23	WINNETT	W, 5-3	Dairon Blanco	Maikel Garcia	Nick Pratto	Tyler Gentry	Nick Loftin	CJ Alexander	Freddy Fermin	Dairon Blanco	Tucker Bradley
4/25	@ Nashville	L, 8-3	Dairon Blanco	Maikel Garcia	Nick Pratto	Tyler Gentry	Nick Loftin	CJ Alexander	Freddy Fermin	Dairon Blanco	Angelo Castellano
4/26	@ Nashville	L, 7-0	Samad Taylor	Maikel Garcia	Nick Pratto	Tyler Gentry	Nick Loftin	CJ Alexander	Freddy Fermin	Dairon Blanco	Tucker Bradley
4/27	@ Nashville	W, 2-1	Samad Taylor	Maikel Garcia	Nick Pratto	Tyler Gentry	Nick Loftin	CJ Alexander	Freddy Fermin	Dairon Blanco	Angelo Castellano
4/28	@ Nashville	L, 4-3	Samad Taylor	Maikel Garcia	Nick Pratto	Tyler Gentry	Nick Loftin	CJ Alexander	Freddy Fermin	Dairon Blanco	Tucker Bradley
4/29	@ Nashville	L, 6-5 (10)	Samad Taylor	Maikel Garcia	Nick Pratto	Tyler Gentry	Nick Loftin	CJ Alexander	Freddy Fermin	Dairon Blanco	Angelo Castellano
5/1	@ Nashville	W, 10-6	Samad Taylor	Maikel Garcia	Nick Pratto	Tyler Gentry	Nick Loftin	CJ Alexander	Freddy Fermin	Dairon Blanco	Tucker Bradley
5/2	LOUISVILLE	L, 7-4	Samad Taylor	Maikel Garcia	Nick Pratto	Tyler Gentry	Nick Loftin	CJ Alexander	Freddy Fermin	Dairon Blanco	Angelo Castellano
5/3	LOUISVILLE	L, 12-10	Samad Taylor	Maikel Garcia	Nick Pratto	Tyler Gentry	Nick Loftin	CJ Alexander	Freddy Fermin	Dairon Blanco	Tucker Bradley
5/5	LOUISVILLE	W, 6-2	Samad Taylor	Maikel Garcia	Nick Pratto	Tyler Gentry	Nick Loftin	CJ Alexander	Freddy Fermin	Dairon Blanco	Angelo Castellano
5/7	LOUISVILLE	W, 11-9	Samad Taylor	Maikel Garcia	Nick Pratto	Tyler Gentry	Nick Loftin	CJ Alexander	Freddy Fermin	Dairon Blanco	Tucker Bradley
5/8	LOUISVILLE	L, 4-3	Samad Taylor	Maikel Garcia	Nick Pratto	Tyler Gentry	Nick Loftin	CJ Alexander	Freddy Fermin	Dairon Blanco	Angelo Castellano
5/9	@ Scranton/WB	L, 14-2	Drew Waters	Samad Taylor	Tyler Gentry	Logan Porter	Nick Loftin	CJ Alexander	Freddy Fermin	Dairon Blanco	Tucker Bradley
5/10	@ Scranton/WB	L, 4-3	Samad Taylor	Maikel Garcia	Nick Pratto	Tyler Gentry	Nick Loftin	CJ Alexander	Freddy Fermin	Dairon Blanco	Angelo Castellano
5/11	@ Scranton/WB	W, 4-3 (11)	Drew Waters	Samad Taylor	Nick Loftin	Logan Porter	CJ Alexander	Brewer Hicklen	Jackson Reetz	Dairon Blanco	Tucker Bradley
5/13	@ Scranton/WB	L, 8-6	Drew Waters	Samad Taylor	Tyler Gentry	Logan Porter	CJ Alexander	Brewer Hicklen	Jackson Reetz	Dairon Blanco	Angelo Castellano
5/14	@ Scranton/WB	W, 6-3	Samad Taylor	Nick Loftin	CJ Alexander	Brewer Hicklen	Jackson Reetz	Dairon Blanco	Tucker Bradley	Angelo Castellano	Clay Dungan
5/16	TOLEDO	L, 9-2	Drew Waters	Nicky Lopez	Samad Taylor	Tyler Gentry	Nick Loftin	CJ Alexander	Freddy Fermin	Dairon Blanco	Angelo Castellano
5/17	TOLEDO	W, 6-8	Drew Waters	Nicky Lopez	Samad Taylor	Tyler Gentry	Nick Loftin	CJ Alexander	Freddy Fermin	Dairon Blanco	Tucker Bradley
5/18	TOLEDO	W, 9-1	Drew Waters	Nicky Lopez	Samad Taylor	Tyler Gentry	Nick Loftin	CJ Alexander	Freddy Fermin	Dairon Blanco	Angelo Castellano
5/19	TOLEDO	W, 9-1	Drew Waters	Nicky Lopez	Samad Taylor	Tyler Gentry	Nick Loftin	CJ Alexander	Freddy Fermin	Dairon Blanco	Tucker Bradley
5/20	TOLEDO	L, 4-1	Drew Waters	Nicky Lopez	Samad Taylor	Tyler Gentry	Nick Loftin	CJ Alexander	Freddy Fermin	Dairon Blanco	Angelo Castellano
5/21	TOLEDO	W, 8-4	Drew Waters	Nicky Lopez	Samad Taylor	Tyler Gentry	Nick Loftin	CJ Alexander	Freddy Fermin	Dairon Blanco	Tucker Bradley
5/22	@ St. Paul	L, 10-1 (10)	Dairon Blanco	Maikel Garcia	Nick Pratto	Tyler Gentry	Nick Loftin	CJ Alexander	Freddy Fermin	Dairon Blanco	Angelo Castellano
5/24	@ St. Paul	L, 6-5	Dairon Blanco	Maikel Garcia	Nick Pratto	Tyler Gentry	Nick Loftin	CJ Alexander	Freddy Fermin	Dairon Blanco	Angelo Castellano
5/25	@ St. Paul	L, 8-6	Dairon Blanco	Maikel Garcia	Nick Pratto	Tyler Gentry	Nick Loftin	CJ Alexander	Freddy Fermin	Dairon Blanco	Tucker Bradley
5/26	@ St. Paul	W, 6-4	Dairon Blanco	Maikel Garcia	Nick Pratto	Tyler Gentry	Nick Loftin	CJ Alexander	Freddy Fermin	Dairon Blanco	Angelo Castellano
5/27	@ St. Paul	L, 14-1	Dairon Blanco	Maikel Garcia	Nick Pratto	Tyler Gentry	Nick Loftin	CJ Alexander	Freddy Fermin	Dairon Blanco	Tucker Bradley
5/28	MEMPHIS	W, 9-7	Dairon Blanco	Maikel Garcia	Nick Pratto	Tyler Gentry	Nick Loftin	CJ Alexander	Freddy Fermin	Dairon Blanco	Angelo Castellano
5/30	MEMPHIS	L, 7-6	Dairon Blanco	Maikel Garcia	Nick Pratto	Tyler Gentry	Nick Loftin	CJ Alexander	Freddy Fermin	Dairon Blanco	Tucker Bradley
5/31	MEMPHIS	W, 9-4	Dairon Blanco	Maikel Garcia	Nick Pratto	Tyler Gentry	Nick Loftin	CJ Alexander	Freddy Fermin	Dairon Blanco	Angelo Castellano
6/1	MEMPHIS	L, 12-6	Dairon Blanco	Maikel Garcia	Nick Pratto	Tyler Gentry	Nick Loftin	CJ Alexander	Freddy Fermin	Dairon Blanco	Tucker Bradley
6/3	MEMPHIS	W, 10-1 (10)	Dairon Blanco	Maikel Garcia	Nick Pratto	Tyler Gentry	Nick Loftin	CJ Alexander	Freddy Fermin	Dairon Blanco	Angelo Castellano
6/4	MEMPHIS	L, 4-2	Dairon Blanco	Maikel Garcia	Nick Pratto	Tyler Gentry	Nick Loftin	CJ Alexander	Freddy Fermin	Dairon Blanco	Tucker Bradley
6/5	MEMPHIS	L, 6-5	Dairon Blanco	Maikel Garcia	Nick Pratto	Tyler Gentry	Nick Loftin	CJ Alexander	Freddy Fermin	Dairon Blanco	Angelo Castellano
6/6	@ Indianapolis	W, 4-2	Dairon Blanco	Maikel Garcia	Nick Pratto	Tyler Gentry	Nick Loftin	CJ Alexander	Freddy Fermin	Dairon Blanco	Tucker Bradley
6/7	@ Indianapolis	W, 9-7	Dairon Blanco	Maikel Garcia	Nick Pratto	Tyler Gentry	Nick Loftin	CJ Alexander	Freddy Fermin	Dairon Blanco	Angelo Castellano
6/9	@ Indianapolis	W, 10-7	Dairon Blanco	Maikel Garcia	Nick Pratto	Tyler Gentry	Nick Loftin	CJ Alexander	Freddy Fermin	Dairon Blanco	Tucker Bradley
6/9	@ Indianapolis	W, 6-2	Dairon Blanco	Maikel Garcia	Nick Pratto	Tyler Gentry	Nick Loftin	CJ Alexander	Freddy Fermin	Dairon Blanco	Angelo Castellano
6/10	@ Indianapolis	W, 9-5	Dairon Blanco	Maikel Garcia	Nick Pratto	Tyler Gentry	Nick Loftin	CJ Alexander	Freddy Fermin	Dairon Blanco	Tucker Bradley
6/13	COLUMBUS	W, 6-5	Samad Taylor	Kyle Isabel	Tyler Gentry	Logan Porter	Nick Loftin	CJ Alexander	Freddy Fermin	Dairon Blanco	Angelo Castellano
6/14	COLUMBUS	W, 6-1	Samad Taylor	Kyle Isabel	Tyler Gentry	Logan Porter	Nick Loftin	CJ Alexander	Freddy Fermin	Dairon Blanco	Tucker Bradley
6/15	COLUMBUS	W, 4-2	Samad Taylor	Kyle Isabel	Tyler Gentry	Logan Porter	Nick Loftin	CJ Alexander	Freddy Fermin	Dairon Blanco	Angelo Castellano
6/16	COLUMBUS	W, 4-1	Brewer Hicklen	Kyle Isabel	Tyler Gentry	Logan Porter	Nick Loftin	CJ Alexander	Freddy Fermin	Dairon Blanco	Tucker Bradley
6/17	COLUMBUS	W, 13-4	Nate Eaton	John Rave	Matt Beatty	Logan Porter	Nick Loftin	CJ Alexander	Freddy Fermin	Dairon Blanco	Angelo Castellano
6/18	COLUMBUS	W, 6-4	Nate Eaton	John Rave	Matt Beatty	Logan Porter	Nick Loftin	CJ Alexander	Freddy Fermin	Dairon Blanco	Tucker Bradley
6/19	@ Rochester	L, 5-4	Nate Eaton	Kyle Isabel	Tyler Gentry	Logan Porter	Nick Loftin	CJ Alexander	Freddy Fermin	Dairon Blanco	Angelo Castellano
6/20	@ Rochester	W, 7-3	Brewer Hicklen	Clay Dungan	Tyler Gentry	Logan Porter	Nick Loftin	CJ Alexander	Freddy Fermin	Dairon Blanco	Tucker Bradley
6/22	@ Rochester	W, 8-4	Brewer Hicklen	Kyle Isabel	Tyler Gentry	Logan Porter	Nick Loftin	CJ Alexander	Freddy Fermin	Dairon Blanco	Angelo Castellano
6/23	@ Rochester	W, 4-2	Brewer Hicklen	Kyle Isabel	Tyler Gentry	Logan Porter	Nick Loftin	CJ Alexander	Freddy Fermin	Dairon Blanco	Tucker Bradley
6/24	@ Rochester	L, 3-2	Brewer Hicklen	Kyle Isabel	Tyler Gentry	Logan Porter	Nick Loftin	CJ Alexander	Freddy Fermin	Dairon Blanco	Angelo Castellano
6/25	@ Rochester	W, 7-3	John Rave	Kyle Isabel	Tyler Gentry	Logan Porter	Nick Loftin	CJ Alexander	Freddy Fermin	Dairon Blanco	Tucker Bradley
6/28	IOWA	L, 9-2	Brewer Hicklen	John Rave	Logan Porter	Nick Loftin	CJ Alexander	Freddy Fermin	Dairon Blanco	Angelo Castellano	Clay Dungan
6/29	IOWA	W, 8-3	Brewer Hicklen	John Rave	Logan Porter	Nick Loftin	CJ Alexander	Freddy Fermin	Dairon Blanco	Angelo Castellano	Clay Dungan
6/30	IOWA	L, 6-1	Brewer Hicklen	Michael Massey	John Rave	Tyler Gentry	Nick Loftin	CJ Alexander	Freddy Fermin	Dairon Blanco	Angelo Castellano
7/1 (62)	IOWA	W, 10-1 (7)	Brewer Hicklen	Michael Massey	John Rave	Tyler Gentry	Nick Loftin	CJ Alexander	Freddy Fermin	Dairon Blanco	Angelo Castellano
7/2	IOWA	L, 6-2 (7)	John Rave	Tucker Bradley	Logan Porter	Nick Loftin	CJ Alexander	Freddy Fermin	Dairon Blanco	Angelo Castellano	Paxton Wallace
7/3	IOWA	L, 7-6	John Rave	Tucker Bradley	Logan Porter	Nick Loftin	CJ Alexander	Freddy Fermin	Dairon Blanco	Angelo Castellano	Jermaine Palacios
7/4	@ Winnett	L, 3-1	Tucker Bradley	Adeiny Hechavarria	John Rave	Brewer Hicklen	Clay Dungan	Tyler Gentry	Jermaine Palacios	Angelo Castellano	Clay Dungan
7/5	@ Winnett	L, 8-7 (10)	Samad Taylor	John Rave	Logan Porter	Nick Loftin	CJ Alexander	Freddy Fermin	Dairon Blanco	Angelo Castellano	Tucker Bradley
7/7	@ Winnett	L, 9-6	Samad Taylor	John Rave	Logan Porter	Nick Loftin	CJ Alexander	Freddy Fermin	Dairon Blanco	Angelo Castellano	Clay Dungan
7/6	@ Winnett	W, 7-1	Samad Taylor	John Rave	Logan Porter	Nick Loftin	CJ Alexander	Freddy Fermin	Dairon Blanco	Angelo Castellano	Clay Dungan
7/9	@ Winnett	L, 8-1	Clay Dungan	Nate Eaton	John Rave	Logan Porter	Nick Loftin	CJ Alexander	Freddy Fermin	Dairon Blanco	Angelo Castellano
7/14	INDIANAPOLIS	L, 13-5	Clay Dungan	Nate Eaton	John Rave	Logan Porter	Nick Loftin	CJ Alexander	Freddy Fermin	Dairon Blanco	Angelo Castellano
7/15	INDIANAPOLIS	W, 8-3	Brewer Hicklen	John Rave	Nick Loftin	Logan Porter	Nick Loftin	CJ Alexander	Freddy Fermin	Dairon Blanco	Angelo Castellano
7/16	INDIANAPOLIS	L, 11-4	Clay Dungan	Nick Loftin	John Rave	Logan Porter	Nick Loftin	CJ Alexander	Freddy Fermin	Dairon Blanco	Angelo Castellano
7/18	ST. PAUL	W, 1-0	Tucker Bradley	Nick Loftin	John Rave	Logan Porter	Nick Loftin	CJ Alexander	Freddy Fermin	Dairon Blanco	Angelo Castellano
7/19	ST. PAUL	L, 9-4	Samad Taylor	Matt Beatty	John Rave	Logan Porter	Nick Loftin	CJ Alexander	Freddy Fermin	Dairon Blanco	Angelo Castellano
7/20	ST. PAUL	L, 6-5	Samad Taylor	Matt Beatty	Nick Loftin	Logan Porter	Nick Loftin	CJ Alexander	Freddy Fermin	Dairon Blanco	Angelo Castellano
7/21	ST. PAUL	W, 5-4	Samad Taylor	John Rave	Logan Porter	Nick Loftin	CJ Alexander	Freddy Fermin	Dairon Blanco	Angelo Castellano	Clay Dungan
7/22	ST. PAUL	W, 8-5	Samad Taylor	John Rave	Matt Beatty	Nick Loftin	Logan Porter	Nick Loftin	CJ Alexander	Freddy Fermin	Angelo Castellano
7/23	ST. PAUL	W, 3-1	Samad Taylor	Tucker Bradley	Nick Loftin	Logan Porter	Nick Loftin	CJ Alexander	Freddy Fermin	Dairon Blanco	Angelo Castellano
7/25	@ Columbus	L, 10-2	Samad Taylor	Tucker Bradley	Logan Porter	Nick Loftin	CJ Alexander	Freddy Fermin	Dairon Blanco	Angelo Castellano	Clay Dungan
7/26	@ Columbus	W, 5-2	Samad Taylor	John Rave	Nate Eaton	Logan Porter	Nick Loftin	CJ Alexander	Freddy Fermin	Dairon Blanco	Angelo Castellano
7/27	@ Columbus	W, 7-2	Samad Taylor	John Rave	Nick Loftin	Logan Porter	Nick Loftin	CJ Alexander	Freddy Fermin	Dairon Blanco	Angelo Castellano
7/28	@ Columbus	W, 7-6	Clay Dungan	Matt Beatty	Nick Loftin	Logan Porter	Nick Loftin	CJ Alexander	Freddy Fermin	Dairon Blanco	Angelo Castellano
7/29	@ Columbus	L, 6-3	Nate Eaton	Matt Beatty	Nick Loftin	Logan Porter	Nick Loftin	CJ Alexander	Freddy Fermin	Dairon Blanco	Angelo Castellano
7/30	@ Columbus	W, 7-5	Clay Dungan	Matt Beatty	Nick	Logan Porter	Nick Loftin	CJ Alexander	Freddy Fermin	Dairon Blanco	Angelo Castellano
8/1	@ Louisville										
8/2	@ Louisville										
8/3	@ Louisville										
8/4	@ Louisville										
8/5	@ Louisville										
8/6	@ Louisville										
8/8	IOWA										
8/9	IOWA										
8/10	IOWA										
8/11	IOWA										
8/12	IOWA										
8/13	IOWA										
8/15	@ Toledo										
8/16	@ Toledo										
8/17	@ Toledo										
8/18	@ Toledo										
8/19	@ Toledo										
8/20	@ Toledo										
8/22	ST. PAUL										
8/23	ST. PAUL										
8/24	ST. PAUL										
8/25	ST. PAUL										
8/26	ST. PAUL										
8/27	ST. PAUL										
8/29	LOUISVILLE										
8/30	LOUISVILLE										
8/31	LOUISVILLE										
9/1	LOUISVILLE										
9/2	LOUISVILLE										
9/3	LOUISVILLE										
9/5	@ Iowa										
9/6	@ Iowa										
9/7	@ Iowa										
9/8	@ Iowa										
9/9	@ Iowa										
9/10	@ Iowa										
9/12	INDIANAPOLIS										
9/13	INDIANAPOLIS										
9/14	INDIANAPOLIS										
9/15	INDIANAPOLIS										
9/16	INDIANAPOLIS										

DATE	OPPONENT	RESULT	IP	H	R	ER	BB	SO	2B	3B	HR	TB	AVG	WHIP	WP	BK	HB	GIDP	IBB	TBF	SV	SVO	ERA (SEASON)
3/31	@ Indianapolis	W 8-6	9.0	11	6	6	2	7	4	0	1	18	(.297)	(1.44)	0	1	1	1	0	40	1	1	6.00
4/1	@ Indianapolis	W 12-1	9.0	5	1	1	2	8	4	0	0	16	(.185)	(0.78)	0	0	1	2	0	31	0	0	3.50
4/2	@ Indianapolis	W 8-3	9.0	11	3	3	5	10	1	1	1	17	(.314)	(1.78)	0	0	0	3	0	40	0	0	3.33
4/4	TOLEDO	L 9-2	9.0	12	9	9	4	8	6	0	3	27	(.324)	(1.78)	0	0	0	0	1	41	0	0	4.75
4/5	TOLEDO	L 7-6	9.0	12	7	6	5	10	3	0	1	18	(.316)	(1.89)	1	0	0	2	0	43	0	1	5.00
4/6	TOLEDO	L 8-5	9.0	10	8	8	8	12	3	0	3	22	(.286)	(2.00)	0	0	0	0	1	44	0	0	5.50
4/7	TOLEDO	W 9-4	9.0	9	4	4	4	5	8	0	2	16	(.250)	(1.56)	1	0	1	0	0	42	0	0	5.29
4/8	TOLEDO	W 13-8	9.0	13	8	7	4	8	2	0	0	15	(.317)	(1.89)	0	1	2	1	0	47	0	0	5.50
4/9	TOLEDO	L 8-2	9.0	13	8	6	4	10	2	0	3	24	(.317)	(1.89)	0	1	1	1	0	46	0	0	5.56
4/11	@ Iowa	W 9-6	8.0	7	9	9	9	10	3	0	0	16	(.266)	(1.75)	0	0	1	0	0	39	0	0	5.97
4/12	@ Iowa	W 10-6	9.0	8	6	6	2	10	2	1	2	18	(.235)	(1.11)	0	0	1	1	0	37	0	0	5.97
4/13	@ Iowa	L 14-1	9.0	15	14	12	4	8	7	0	2	28	(.375)	(2.38)	0	0	2	0	0	46	0	0	6.54
4/14	@ Iowa	W 11-8	9.0	11	8	7	4	14	2	0	2	19	(.297)	(1.67)	1	0	2	0	1	45	1	1	6.57
4/18	GWINNETT	L 4-1	9.0	7	4	3	4	6	3	0	1	8	(.207)	(1.33)	0	0	0	0	0	34	0	0	6.39
4/19	GWINNETT	L 6-5	9.0	10	6	6	9	9	3	0	2	19	(.286)	(1.22)	0	0	0	1	0	36	0	0	6.36
4/20	GWINNETT	L 9-3	9.0	10	9	6	5	7	1	1	1	16	(.286)	(1.67)	2	0	0	1	0	41	0	0	6.34
4/21	GWINNETT	L 7-3	9.0	11	7	4	4	8	4	0	1	18	(.297)	(1.67)	4	1	0	2	0	42	0	0	6.20
4/22	GWINNETT	L 5-2	9.0	10	5	4	5	5	1	0	1	14	(.294)	(1.67)	0	0	2	1	0	42	0	0	6.08
4/23	GWINNETT	W 5-3	9.0	13	7	7	2	0	0	0	0	10	(.229)	(1.22)	2	0	0	1	0	39	1	1	5.91
4/25	@ Nashville	L 8-3	8.0	11	8	8	3	5	2	1	2	21	(.333)	(1.75)	0	0	0	0	0	38	0	0	6.05
4/26	@ Nashville	L 5-0	8.0	11	5	5	3	5	3	0	1	17	(.333)	(1.75)	0	0	0	0	0	37	0	0	6.03
4/27	@ Nashville	W 2-1	9.0	6	1	1	5	10	1	0	0	7	(.200)	(1.22)	0	0	1	0	0	34	1	1	5.80
4/28	@ Nashville	L 4-3	8.2	7	4	3	4	7	1	0	0	8	(.237)	(1.27)	0	0	3	0	0	34	0	0	5.68
4/29	@ Nashville	L 6-5 (10)	9.1	13	6	5	7	7	2	0	0	18	(.325)	(2.04)	0	0	1	0	0	48	0	1	6.09
4/30	@ Nashville	W 10-6	9.0	9	6	6	5	9	1	0	1	13	(.257)	(1.56)	3	0	1	0	0	42	0	1	5.66
5/2	LOUISVILLE	L 10-4	9.0	14	10	10	5	8	1	0	1	18	(.368)	(2.11)	3	0	0	0	0	45	0	0	5.83
5/3	LOUISVILLE	L 7-4	9.0	11	7	6	4	10	0	0	3	20	(.306)	(1.67)	0	0	1	0	0	41	0	0	5.84
5/4	LOUISVILLE	L 12-10	9.0	13	12	10	3	12	10	0	1	34	(.333)	(1.89)	0	0	1	1	0	43	0	0	5.90
5/5	LOUISVILLE	W 6-2	9.0	7	2	2	3	8	1	0	1	11	(.219)	(1.11)	0	0	0	0	0	36	1	1	5.85
5/6	LOUISVILLE	W 11-9	9.0	13	9	9	3	9	4	0	2	23	(.342)	(1.78)	0	0	1	0	0	42	1	1	5.95
5/7	LOUISVILLE	L 4-3	9.0	6	4	4	7	10	2	0	1	11	(.188)	(1.44)	1	1	0	0	0	39	0	1	5.89
5/9	@ Scranton/WB	L 14-2	8.0	18	14	13	5	6	4	0	4	34	(.486)	(2.88)	0	0	2	4	0	45	0	0	6.14
5/10	@ Scranton/WB	L 4-3	8.0	4	4	4	8	9	4	0	0	8	(.160)	(1.50)	0	0	1	2	0	34	0	0	5.84
5/11	@ Scranton/WB	W 4-3 (11)	11.0	8	3	3	6	15	3	0	0	11	(.216)	(1.27)	1	0	1	1	2	44	0	1	5.96
5/12	@ Scranton/WB	W 3-2	9.0	4	2	2	5	8	0	0	1	7	(.133)	(1.00)	0	0	0	0	0	35	1	1	5.85
5/13	@ Scranton/WB	L 8-6	8.1	10	8	8	7	7	1	0	2	17	(.333)	(2.04)	1	0	1	2	0	38	0	0	5.92
5/14	@ Scranton/WB	W 6-5	9.0	9	3	3	5	13	1	0	0	16	(.250)	(1.56)	0	0	0	0	0	41	1	2	5.84
5/16	TOLEDO	W 8-2	9.0	12	9	7	3	11	3	0	3	24	(.308)	(1.67)	2	0	0	1	0	42	0	0	5.87
5/17	TOLEDO	W 16-8	9.0	14	8	8	2	14	2	0	3	25	(.341)	(1.78)	1	0	0	0	0	43	0	0	5.92
5/18	TOLEDO	W 9-0	9.0	3	0	0	4	7	1	0	0	4	(.107)	(0.78)	1	0	1	2	0	33	0	0	5.70
5/19	TOLEDO	W 9-1	9.0	6	1	0	4	7	2	0	0	8	(.188)	(1.11)	1	0	0	1	0	36	0	0	5.63
5/20	TOLEDO	W 4-1	9.0	4	1	0	4	8	1	0	0	5	(.179)	(1.44)	0	0	0	0	0	36	0	0	5.63
5/21	TOLEDO	W 8-4	9.0	15	4	4	1	6	6	0	2	27	(.385)	(1.78)	0	0	2	2	0	42	0	0	5.56
5/23	@ St. Paul	W 6-1	9.0	6	1	1	2	7	1	0	0	7	(.182)	(0.89)	0	0	0	0	0	35	0	0	5.45
5/24	@ St. Paul	L 6-5	8.0	9	6	6	6	13	2	1	0	11	(.273)	(1.88)	0	0	0	0	0	39	0	0	5.48
5/25	@ St. Paul	L 8-6	8.0	10	8	8	4	10	3	1	1	18	(.318)	(1.88)	0	0	0	0	0	38	0	1	5.48
5/26	@ St. Paul	W 8-4	9.0	8	4	4	7	7	1	0	1	12	(.250)	(1.67)	0	0	1	1	0	40	1	1	5.48
5/27	@ St. Paul	L 14-1	8.0	16	14	11	6	12	2	1	2	26	(.381)	(2.75)	0	0	0	0	0	48	0	0	5.58
5/28	@ St. Paul	L 10-6	8.0	9	10	6	3	7	1	0	2	16	(.290)	(1.50)	0	0	1	0	0	36	0	1	5.60
5/30	MEMPHIS	L 6-2	9.0	6	6	6	9	8	1	0	2	13	(.194)	(1.67)	0	0	0	1	0	41	1	1	5.61
5/31	MEMPHIS	L 10-4	9.0	11	9	10	9	10	11	1	0	30	(.282)	(1.67)	1	0	0	0	0	44	0	0	5.66
6/1	MEMPHIS	L 12-6	10.0	11	12	12	11	8	2	0	3	22	(.297)	(2.44)	0	0	0	1	0	48	0	0	5.76
6/2	MEMPHIS	W 10-9 (10)	10.0	12	9	7	7	10	2	0	1	17	(.300)	(1.90)	0	0	0	3	0	48	0	1	5.77
6/3	MEMPHIS	L 4-2	9.0	6	4	3	1	9	1	0	1	10	(.176)	(0.78)	2	0	0	0	0	35	0	0	5.72
6/4	MEMPHIS	L 6-5	9.0	9	6	6	1	3	7	1	0	13	(.257)	(1.78)	1	0	0	1	0	42	0	1	5.72
6/6	@ Indianapolis	W 9-7	9.0	7	4	4	6	12	0	0	0	9	(.219)	(1.44)	0	0	1	1	0	40	1	1	5.66
6/7	@ Indianapolis	W 9-7	9.0	10	7	7	4	13	3	1	1	18	(.286)	(1.56)	0	0	0	1	0	39	0	0	5.68
6/8	@ Indianapolis	W 15-7	9.0	11	7	7	8	7	3	0	1	17	(.306)	(2.11)	0	0	0	1	0	44	0	0	5.70
6/9	@ Indianapolis	W 6-2	9.0	8	2	2	5	12	1	0	1	12	(.216)	(1.00)	0	0	0	0	0	38	0	0	5.64
6/10	@ Indianapolis	W 9-5	9.0	8	5	5	10	11	1	0	0	9	(.242)	(2.00)	1	0	0	1	0	44	0	1	5.63
6/13	COLUMBUS	W 6-5	9.0	9	5	5	6	10	3	0	1	15	(.250)	(1.67)	1	0	1	0	0	43	1	2	5.62
6/14	COLUMBUS	W 6-1	9.0	4	1	1	6	11	0	0	0	4	(.133)	(1.11)	0	0	1	0	0	38	0	0	5.54
6/15	COLUMBUS	W 4-2	9.0	5	2	2	1	4	0	0	2	11	(.161)	(0.67)	0	0	1	1	0	33	1	1	5.49
6/16	COLUMBUS	W 4-1	8.0	6	1	1	3	6	0	0	0	6	(.194)	(1.00)	0	0	0	3	0	34	0	0	5.42
6/17	COLUMBUS	W 13-4	9.0	11	4	4	4	7	1	0	0	18	(.297)	(1.67)	1	0	0	1	0	41	0	0	5.60
6/18	COLUMBUS	W 6-4	9.0	6	4	4	5	9	2	1	0	10	(.194)	(1.22)	2	0	0	0	0	37	1	1	5.37
6/20	@ Rochester	L 5-4	8.0	7	5	5	5	13	1	0	1	11	(.233)	(1.50)	1	1	1	0	0	36	0	1	5.38
6/21	@ Rochester	W 7-3	9.0	7	3	3	2	2	8	1	0	11	(.219)	(1.00)	1	0	0	0	0	36	0	0	5.33
6/22	@ Rochester	W 8-4	9.0	8	4	4	4	5	7	1	0	3	(.229)	(1.44)	1	0	0	0	0	40	0	0	5.31
6/23	@ Rochester	W 4-2	9.0	5	2	1	5	7	1	1	0	8	(.167)	(1.11)	0	0	2	2	0	38	1	1	5.24

DATE	OPPONENT	RESULT	AB	R	H	TB	2B	3B	HR	XBH	RBI	BB	IBB	SO	SB	CS	HBP	SAC	SF	GIDP	LOB	AVG (SEASON)
3/31	@ Indianapolis	W 8-6	40	8	12	16	2	1	0	2	8	9	0	12	3	0	0	0	0	0	14	300
4/1	@ Indianapolis	W 12-1	42	12	16	24	2	1	0	2	12	6	0	10	3	0	0	0	0	2	11	341
4/2	@ Indianapolis	W 8-3	39	8	12	22	1	0	3	4	8	4	0	5	2	0	1	0	0	0	9	331
4/4	TOLEDO	L 9-2	29	2	6	18	1	0	1	3	2	4	0	10	1	1	0	0	0	4	6	307
4/5	TOLEDO	L 7-6	34	6	7	15	0	0	2	3	3	3	0	12	2	1	0	0	0	1	4	293
4/6	TOLEDO	L 8-5	32	5	7	15	0	0	1	2	3	3	0	12	2	1	0	0	0	1	5	282
4/7	TOLEDO	W 9-4	34	9	12	18	3	0	1	4	8	4	0	11	0	0	0	0	1	1	6	292
4/8	TOLEDO	W 13-8	36	13	12	26	2	0	4	6	13	5	0	9	0	0	0	0	0	0	4	297
4/9	@ Iowa	L 8-2	33	2	6	11	2	0	1	3	2	6	0	12	0	0	2	0	0	0	12	285
4/11	@ Iowa	L 9-6	38	6	10	20	4	0	2	6	6	1	0	6	0	0	0	0	0	6	6	283
4/12	@ Iowa	W 10-6	38	10	12	29	5	0	4	9	10	3	0	9	1	1	0	0	0	0	5	286
4/13	@ Iowa	L 14-1	31	1	6	12	3	0	1	4	1	1	0	4	0	0	0	0	0	1	4	279
4/14	@ Iowa	W 11-8	38	11	11	14	3	0	0	3	10	7	0	7	5	1	2	0	1	0	10	280
4/18	GWINNETT	L 4-1	31	1	7	10	3	0	0	3	1	3	0	7	10	0	0	0	0	1	8	277
4/19	GWINNETT	L 4-3	31	2	6	14	2	0	2	4	2	3	0	7	2	0	0	0	0	1	5	272
4/20	GWINNETT	L 9-3	27	3	3	4	1	0	0	1	3	11	0	10	2	0	0	0	0	2	1	264
4/21	GWINNETT	L 7-3	35	3	9	13	1	0	1	2	3	4	0	8	1	0	0	0	0	1	9	264
4/22	GWINNETT	L 5-2	27	3	4	8	3	0	0	2	3	4	0	8	0	1	0	0	0	3	2	259
4/23	GWINNETT	W 15-5	31	5	12	15	3	0	0	2	5	4	0	7	6	1	0	0	0	0	2	248
4/25	@ Nashville	L 8-3	29	3	5	6	1	0	0	1	3	3	0	12	0	0	1	0	0	2	3	261
4/26	@ Nashville	L 5-0	30	0	4	5	1	0	0	1	0	2	0	7	3	0	0	0	0	2	5	255
4/27	@ Nashville	W 2-1	33	2	5	13	2	0	1	3	2	2	0	11	2	1	0	0	0	1	3	255
4/28	@ Nashville	L 4-3	37	3	5	5	0	0	1	0	0	8	0	13	2	1	0	0	0	0	6	251
4/29	@ Nashville	L 6-5 (10)	30	5	8	15	4	0	0	0	6	4	0	9	0	0	0	0	0	4	2	248
4/30	@ Nashville	W 10-6	34	10	11	23	3	0	3	6	10	7	0	9	3	0	1	1	3	1	9	253
5/2	LOUISVILLE	L 10-4	33	4	6	9	1	0	0	2	4	7	0	10	0	1	1	0	0	1	10	250
5/3	LOUISVILLE	L 7-4	34	10	10	13	3	0	0	3	8	4	0	6	0	0	0	0	0	3	5	252
5/4	LOUISVILLE	L 12-10	40	10	11	17	3	0	1	4	8	6	0	6	6	0	0	0	0	11	1	249
5/5	LOUISVILLE	W 6-2	30	6	5	12	1	0	2	3	6	3	0	10	3	0	0	0	0	0	3	250
5/6	LOUISVILLE	W 11-9	31	11	12	16	1	0	1	2	10	6	0	6	2	1	4	1	1	0	8	254
5/7	LOUISVILLE	L 4-3	35	3	8	17	1	1	2	4	3	2	0	10	2	0	0	0	0	0	7	253
5/9	@ Scranton/WB	L 14-2	31	2	4	8	1	1	1	2	2	0	0	8	3	0	0	0	0	1	2	250
5/10	@ Scranton/WB	L 4-3	30	3	5	11	1	0	1	3	0	7	0	5	3	0	1	0	0	0	9	249
5/11	@ Scranton/WB	W 4-3 (11)	36	4	4	8	1	0	1	2	2	7	0	9	3	0	1	0	0	2	6	243
5/12	@ Scranton/WB	W 3-2	32	3	8	10	2	0	0	2	3	2	0	7	1	1	0	0	1	0	5	243
5/13	@ Scranton/WB	L 8-6	37	6	14	21	4	1	3	5	6	1	0	8	3	1	1	0	0	0	6	248
5/14	@ Scranton/WB	W 6-2	33	6	7	20	2	1	3	6	2	0	0	13	2	1	0	0	0	0	6	247
5/16	TOLEDO	W 6-2	36	2	9	10	1	0	0	1	2	8	0	12	2	0	0	0	0	0	15	244
5/17	TOLEDO	W 16-8	41	16	18	34	7	0	3	10	15	5	0	9	3	0	2	0	0	1	8	253
5/18	TOLEDO	W 9-0	36	9	14	20	3	0	1	4	9	4	0	6	0	0	1	0	0	2	9	256
5/19	TOLEDO	W 9-1	32	9	12	18	4	1	0	5	8	8	0	7	5	0	1	0	0	0	8	259
5/20	TOLEDO	W 7-1	29	7	2	7	0	0	1	7	0	1	0	6	2	0	0	0	0	0	8	259
5/21	TOLEDO	W 8-4	35	8	12	28	2	1	4	7	7	6	0	6	2	0	0	0	0	1	9	257
5/23	@ St. Paul	W 6-1	35	6	10	18	5	0	1	6	6	4	0	11	0	0	0	0	1	2	7	258
5/24	@ St. Paul	L 6-5	38	5	11	15	1	0	1	2	5	6	0	12	1	1	2	0	0	1	12	259
5/25	@ St. Paul	L 8-6	36	6	10	16	3	0	1	3	6	7	0	7	6	0	0	0	0	1	12	259
5/26	@ St. Paul	L 6-4	32	6	9	11	1	0	0	1	3	8	0	7	7	1	0	0	0	2	8	259
5/27	@ St. Paul	L 14-1	28	1	6	9	0	0	1	1	1	7	0	8	0	2	1	0	0	4	8	258
5/28	@ St. Paul	L 10-6	34	6	11	12	1	0	0	1	5	3	0	5	2	0	0	0	0	4	4	260
5/30	MEMPHIS	L 7-4	34	7	11	24	4	1	2	7	0	3	0	5	0	0	1	0	0	1	6	261
5/31	MEMPHIS	W 9-4	37	9	9	9	0	0	0	0	3	1	0	10	3	0	1	0	0	0	1	261
6/1	MEMPHIS	L 12-6	34	6	9	20	2	0	3	5	6	6	0	10	1	0	1	0	0	2	8	261
6/2	MEMPHIS	W 10-9 (10)	40	10	13	20	4	0	1	5	9	3	0	8	4	1	0	2	1	0	8	263
6/3	MEMPHIS	L 4-2	31	2	6	7	1	0	0	1	6	0	0	11	0	0	0	0	0	1	8	261
6/4	@ Indianapolis	L 6-5	37	5	12	13	1	0	0	1	4	6	0	8	2	0	0	0	0	4	2	263
6/6	@ Indianapolis	W 5-2	32	5	8	13	2	0	0	4	2	5	0	5	2	1	0	1	0	0	1	263
6/7	@ Indianapolis	W 9-7	33	9	10	16	3	0	1	4	9	10	0	7	5	0	1	0	2	2	10	263
6/8	@ Indianapolis	W 15-7	36	15	12	18	3	0	1	4	15	11	0	11	4	0	0	0	3	0	8	264
6/9	@ Indianapolis	W 6-2	39	6	13	19	3	0	1	4	6	0	0	8	2	0	1	0	0	0	1	266
6/10	@ Indianapolis	W 5-2	37	5	12	18	3	0	0	4	8	10	0	1	8	5	0	0	0	0	13	267
6/13	COLUMBUS	W 6-5	29	6	12	14	1	0	2	3	6	4	0	10	2	0	1	0	0	1	4	266
6/14	COLUMBUS	W 6-1	26	6	5	16	2	0	3	5	6	6	0	7	2	0	1	1	1	0	5	265
6/15	COLUMBUS	W 4-2	29	4	6	18	5	0	1	0	1	4	0	8	3	0	1	0	0	1	5	265
6/16	COLUMBUS	W 4-1	30	4	10	18	5	0	1	6	4	3	0	7	0	0	1	0	0	1	5	266
6/17	COLUMBUS	W 13-4	37	13	15	23	2	0	2	4	13	9	0	10	0	0	0	0	0	1	10	270
6/18	COLUMBUS	W 6-4	34	6	13	23	4	0	2	6	6	1	0	7	1	0	2	0	0	1	7	270
6/20	@ Rochester	L 5-4	31	4	7	8	1	0	0	1	4	7	0	10	0	2	0	0	1	1	8	269
6/21	@ Rochester	W 7-3	35	7	10	13	3	0	0	3	7	6	0	8	0	0	0	0	0	2	7	269
6/22	@ Rochester	W 8-4	37	8	11	16	2	0	1	3	7	3	0	12	2	0	1	0	0	1	6	270
6/23	@ Rochester	W 4-2	33	4	7	12	2	0	1	3	3	2	0	8	0	0	1	1	0	0	6	269
6/24	@ Rochester	L 3-2	30	2	5	11	1	1	1	3	2	6	0	11	1	0	0	1	0	1	8	268
6/25	@ Rochester	W 7-3	33	7	5	10	1	0	0	1	2	7	0	10	1	0	0	1	2	1	5	268
6/28	IOWA	W 6-2	30	2	5	9	0	0	0	1	2	3	0	9	1	0	0	1	0	1	1	267
6/29	IOWA	W 8-3	34	8	12	28	5	1	3	9	8	7	0	1	1	0	0	0	0	0	11	268
6/30	IOWA	L 6-5	37	5	9	12	3	0	0	3	3	4	0	12	1	0	1	0	0	1	10	267
7/2 [G1]	IOWA	W 11-1 (7)	31	11	16	27	5	0	2	7	11	3	0	7	0	0	1	0	0	2	6	270
7/2 [G2]	IOWA	L 6-2 (7)	26	2	6	11	2	0	1	3	1	0	0	0								

HITTING

SERIES	OPPONENT	DATES	AVG	G	AB	R	H	TB	2B	3B	HR	RBI	BB	IBB	SO	SB	CS	OBP	SLG	OPS	PA	SAC	SF	HBP	GIDP
SERIES 1	@ Indianapolis	3/31 - 4/2	.331	3	121	28	40	62	5	1	5	28	19	0	27	10	0	.420	.512	.932	143	0	2	1	0
SERIES 2	TOLEDO	4/4 - 4/9	.258	6	198	37	51	100	9	2	12	34	28	0	61	5	2	.355	.505	.860	231	0	2	3	7
SERIES 3	@ Iowa	4/11 - 4/16	.269	4	145	28	39	75	15	0	7	27	12	0	26	6	2	.335	.517	.852	161	0	1	3	1
SERIES 4	GWINNETT	4/18 - 4/23	.225	6	182	16	41	64	11	0	4	16	29	0	50	11	3	.330	.352	.682	215	0	3	1	7
SERIES 5	@ Nashville	4/25 - 4/30	.212	6	193	23	41	67	11	0	5	21	20	0	52	11	1	.292	.347	.639	220	1	3	3	9
SERIES 6	LOUISVILLE	5/2 - 5/7	.256	6	203	38	52	84	10	2	6	35	24	0	48	13	2	.349	.414	.763	236	1	2	6	4
SERIES 7	@ Scranton/WB	5/9 - 5/14	.211	6	199	24	42	78	11	2	7	20	20	0	50	12	4	.290	.392	.682	224	0	2	3	3
SERIES 8	TOLEDO	5/16 - 5/21	.321	6	209	45	67	112	17	2	8	42	38	0	56	14	1	.433	.536	.969	252	0	1	4	5
SERIES 9	@ St. Paul	5/23 - 5/28	.276	6	203	30	56	79	11	0	4	26	35	0	49	16	4	.391	.389	.780	243	0	1	4	14
SERIES 10	MEMPHIS	5/30 - 6/4	.286	6	213	34	61	93	12	1	6	28	24	0	52	10	3	.365	.437	.802	243	2	1	3	7
SERIES 11	@ Indianapolis	6/6 - 6/11	.311	5	177	43	55	84	14	0	5	42	33	1	39	21	1	.414	.475	.889	221	1	7	3	3
SERIES 12	COLUMBUS	6/13 - 6/18	.303	6	185	39	56	102	14	1	10	39	26	0	49	7	1	.397	.551	.948	220	1	3	5	4
SERIES 13	@ Rochester	6/20 - 6/25	.246	6	199	32	49	70	10	1	3	28	31	0	59	6	3	.349	.352	.701	237	2	3	2	6
SERIES 14	IOWA	6/28 - 7/3	.279	6	190	34	53	93	17	1	7	30	23	1	57	5	2	.364	.489	.853	218	1	1	3	4
SERIES 15	@ Gwinnett	7/4 - 7/9	.250	5	168	22	42	73	12	2	5	21	20	0	44	10	3	.325	.435	.760	191	0	3	0	3
SERIES 16	INDIANAPOLIS	7/14 - 7/16	.280	3	107	17	30	56	2	0	8	16	12	0	24	1	0	.364	.523	.887	121	0	0	2	1
SERIES 17	ST. PAUL	7/18 - 7/23	.254	6	193	26	49	75	12	4	2	25	23	2	39	7	1	.336	.389	.725	220	0	2	2	3
SERIES 18	@ Columbus	7/25 - 7/30	.230	6	200	29	46	84	8	0	10	27	38	0	43	3	4	.357	.420	.777	244	0	3	3	2
SERIES 19	@ Louisville	8/1 - 8/6																							
SERIES 20	IOWA	8/8 - 8/13																							
SERIES 21	@ Toledo	8/15 - 8/20																							
SERIES 22	ST. PAUL	8/22 - 8/27																							
SERIES 23	LOUISVILLE	8/29 - 9/3																							
SERIES 24	@ Iowa	9/5 - 9/10																							
SERIES 25	INDIANAPOLIS	9/12 - 9/17																							
SERIES 26	@ Columbus	9/19 - 9/24																							

PITCHING

SERIES	OPPONENT	DATES	W	L	ERA	G	GS	CG	SHO	GF	HLD	SV	SVO	IP	H	R	ER	HR	HB	BB	IBB	SO	AVG	WP	BK	GIDP
SERIES 1	@ Indianapolis	3/31 - 4/2	3	0	3.33	3	3	0	0	3	0	1	1	27.0	27	10	10	2	3	9	0	25	.273	0	1	9
SERIES 2	TOLEDO	4/4 - 4/9	2	4	6.67	6	6	0	0	6	0	0	1	54.0	69	44	40	11	4	30	0	56	.303	2	1	6
SERIES 3	@ Iowa	4/11 - 4/16	2	2	9.00	4	4	0	0	4	2	1	1	34.0	41	37	34	8	6	17	1	42	.289	1	0	1
SERIES 4	GWINNETT	4/18 - 4/23	1	5	4.50	6	6	0	0	6	3	1	1	54.0	55	34	27	5	2	24	0	39	.268	10	1	6
SERIES 5	@ Nashville	4/25 - 4/30	2	4	4.85	6	6	0	0	6	6	1	4	52.0	57	30	28	5	3	26	0	43	.284	3	0	4
SERIES 6	LOUISVILLE	5/2 - 5/7	2	4	6.83	6	6	0	0	6	3	2	3	54.0	64	44	41	14	2	26	0	53	.298	4	1	2
SERIES 7	@ Scranton/WB	5/9 - 5/14	3	3	5.57	6	6	0	0	6	7	2	5	53.1	53	34	33	10	5	36	2	58	.272	3	0	9
SERIES 8	TOLEDO	5/16 - 5/21	4	2	3.83	6	6	0	1	6	3	0	0	54.0	55	26	23	8	5	22	0	55	.266	5	0	7
SERIES 9	@ St. Paul	5/23 - 5/28	2	4	5.94	6	6	0	0	6	1	1	3	50.0	58	43	33	6	3	29	0	51	.286	0	0	2
SERIES 10	MEMPHIS	5/30 - 6/4	2	4	6.71	6	6	0	0	6	4	1	3	55.0	55	46	41	13	0	39	0	56	.255	4	0	6
SERIES 11	@ Indianapolis	6/6 - 6/11	5	0	4.60	5	5	0	0	5	2	2	2	45.0	44	23	23	3	1	29	0	55	.254	1	0	4
SERIES 12	COLUMBUS	6/13 - 6/18	6	0	2.83	6	6	0	0	6	6	3	4	54.0	41	17	17	5	3	25	0	47	.209	4	0	5
SERIES 13	@ Rochester	6/20 - 6/25	4	2	3.10	6	6	0	0	6	7	1	2	52.1	46	20	18	7	3	26	1	51	.234	4	1	2
SERIES 14	IOWA	6/28 - 7/3	2	4	5.58	6	6	0	0	6	1	0	1	50.0	41	32	31	10	0	31	0	58	.225	1	0	5
SERIES 15	@ Gwinnett	7/4 - 7/9	1	4	5.14	5	5	0	0	5	1	1	4	42.0	35	29	24	5	3	27	1	41	.227	1	0	3
SERIES 16	INDIANAPOLIS	7/14 - 7/16	1	2	9.00	3	3	0	0	3	0	0	0	27.0	36	27	27	8	1	22	1	30	.330	2	0	3
SERIES 17	ST. PAUL	7/18 - 7/23	4	2	4.17	6	6	0	1	6	0	1	1	54.0	41	25	25	6	8	26	0	49	.210	5	1	2
SERIES 18	@ Columbus	7/25 - 7/30	4	2	5.19	6	6	0	0	6	4	3	3	52.0	47	31	30	9	0	27	0	53	.239	3	0	4
SERIES 19	@ Louisville	8/1 - 8/6																								
SERIES 20	IOWA	8/8 - 8/13																								
SERIES 21	@ Toledo	8/15 - 8/20																								
SERIES 22	ST. PAUL	8/22 - 8/27																								
SERIES 23	LOUISVILLE	8/29 - 9/3																								
SERIES 24	@ Iowa	9/5 - 9/10																								
SERIES 25	INDIANAPOLIS	9/12 - 9/17																								
SERIES 26	@ Columbus	9/19 - 9/24																								

 SERIES WINS: 7 (3 at Home, 4 on Road)

 SERIES LOSSES: 9 (6 at Home, 3 on Road)

 SERIES SPLITS: 2 (2 on Road)

STARTING PITCHERS

SERIES	OPPONENT	DATES	W	L	ERA	G	CG	SHO	IP	H	R	ER	2B	3B	HR	TB	BB	IBB	SO	WHIP	AVG	HBP	WP	BK	GDP	K/BB	NP	NS	TBF
SERIES 1	@ Indianapolis	3/31 - 4/2	0	0	6.55	3	0	0	11.0	13	8	8	2	1	2	23	4	0	13	1.55	.295	2	0	0	2	3.25	187	118	50
SERIES 2	TOLEDO	4/4 - 4/9	1	3	4.97	6	0	0	25.1	31	16	14	7	1	4	52	12	0	22	1.70	.290	0	1	0	3	1.83	484	299	120
SERIES 3	@ Iowa	4/11 - 4/16	0	2	17.51	4	0	0	12.1	20	24	24	6	0	7	47	10	0	16	2.43	.357	1	0	0	1	1.60	280	170	68
SERIES 4	GWINNETT	4/18 - 4/23	1	2	3.55	6	0	0	33.0	29	17	13	6	2	2	45	14	0	21	1.30	.246	0	3	0	5	1.50	514	321	137
SERIES 5	@ Nashville	4/25 - 4/30	1	2	5.23	6	0	0	31.0	32	18	18	8	1	4	54	11	0	20	1.39	.274	1	1	0	2	1.82	534	348	132
SERIES 6	LOUISVILLE	5/2 - 5/7	1	3	8.13	6	0	0	27.2	37	25	25	5	1	10	74	9	0	21	1.66	.325	1	0	0	1	2.33	478	308	125
SERIES 7	@ Scranton/WB	5/9 - 5/14	1	1	5.92	6	0	0	24.1	28	16	16	8	0	5	51	15	0	24	1.77	.298	2	0	0	2	1.60	458	279	111
SERIES 8	TOLEDO	5/16 - 5/21	1	1	5.26	6	0	0	25.2	32	15	15	9	0	6	59	12	0	20	1.71	.311	1	2	0	4	1.67	456	271	116
SERIES 9	@ St. Paul	5/23 - 5/28	2	1	3.33	6	0	0	27.0	26	10	10	5	0	0	31	10	0	21	1.33	.255	0	0	0	2	2.10	432	278	112
SERIES 10	MEMPHIS	5/30 - 6/4	1	2	6.00	6	0	0	30.0	33	23	20	6	1	10	71	14	0	29	1.57	.277	0	2	0	3	2.07	555	336	135
SERIES 11	@ Indianapolis	6/6 - 6/11	3	0	5.25	5	0	0	24.0	24	14	14	5	2	3	42	13	0	27	1.54	.258	1	0	0	2	2.08	419	253	107
SERIES 12	COLUMBUS	6/13 - 6/18	4	0	2.35	6	0	0	30.2	23	8	8	2	0	5	40	13	0	16	1.17	.211	2	1	0	5	1.23	463	288	125
SERIES 13	@ Rochester	6/20 - 6/25	3	0	2.79	6	0	0	29.0	29	11	9	6	0	5	50	7	0	25	1.24	.261	1	1	1	2	3.57	491	324	123
SERIES 14	IOWA	6/28 - 7/3	0	2	5.54	6	0	0	26.0	24	16	16	5	1	6	49	12	0	28	1.38	.250	0	0	0	3	2.33	425	263	108
SERIES 15	@ Gwinnett	7/4 - 7/9	1	0	0.86	5	0	0	21.0	15	2	2	3	0	0	18	6	0	24	1.00	.203	0	0	0	2	4.00	323	204	81
SERIES 16	INDIANAPOLIS	7/14 - 7/16	0	1	11.05	3	0	0	7.1	11	9	9	4	0	3	24	7	0	4	2.45	.367	1	0	0	2	0.57	154	89	38
SERIES 17	ST. PAUL	7/18 - 7/23	0	1	3.95	6	0	0	27.1	26	12	12	7	0	2	39	11	0	26	1.35	.245	2	2	0	1	2.36	495	314	119
SERIES 18	@ Columbus	7/25 - 7/30	3	2	4.26	6	0	0	31.2	25	15	15	2	0	7	48	12	0	24	1.17	.214	0	0	0	2	2.00	512	325	130
SERIES 19	@ Louisville	8/1 - 8/6																											
SERIES 20	IOWA	8/8 - 8/13																											
SERIES 21	@ Toledo	8/15 - 8/20																											
SERIES 22	ST. PAUL	8/22 - 8/27																											
SERIES 23	LOUISVILLE	8/29 - 9/3																											
SERIES 24	@ Iowa	9/5 - 9/10																											
SERIES 25	INDIANAPOLIS	9/12 - 9/17																											
SERIES 26	@ Columbus	9/19 - 9/24																											

RELIEVERS

SERIES	OPPONENT	DATES	W	L	ERA	G	HLD	SV	SVO	IP	H	R	ER	2B	3B	HR	TB	BB	IBB	SO	WHIP	AVG	HBP	WP	BK	GDP	K/BB	NP	NS	TBF	IR	IRS
SERIES 1	@ Indianapolis	3/31 - 4/2	3	0	1.13	3	0	1	1	16.0	14	2	2	4	0	0	18	5	0	12	1.19	.255	1	0	1	7	2.40	218	132	61	1	1
SERIES 2	TOLEDO	4/4 - 4/9	1	1	8.16	6	0	0	1	28.2	38	28	26	9	1	7	70	18	0	34	1.95	.314	4	1	1	3	1.89	579	345	143	7	5
SERIES 3	@ Iowa	4/11 - 4/16	2	0	4.15	4	2	1	1	21.2	21	13	10	8	1	1	34	7	1	26	1.29	.244	5	1	0	0	3.71	374	229	99	4	4
SERIES 4	GWINNETT	4/18 - 4/23	0	3	6.00	6	3	1	1	21.0	26	17	14	5	0	3	40	10	0	18	1.71	.299	2	7	1	1	1.80	379	235	102	5	4
SERIES 5	@ Nashville	4/25 - 4/30	1	2	4.29	6	6	1	4	21.0	25	12	10	2	0	1	30	15	0	23	1.90	.298	2	2	0	2	1.53	414	237	103	14	3
SERIES 6	LOUISVILLE	5/2 - 5/7	1	1	5.47	6	3	2	3	26.1	27	19	16	4	0	4	43	17	0	32	1.67	.267	1	4	1	1	1.88	489	293	121	9	5
SERIES 7	@ Scranton/WB	5/9 - 5/14	2	2	5.28	6	7	2	5	29.0	25	18	17	2	0	5	42	21	2	34	1.59	.248	3	3	0	7	1.62	538	318	126	12	3
SERIES 8	TOLEDO	5/16 - 5/21	3	1	2.54	6	3	0	0	28.1	23	11	8	5	0	2	34	10	0	35	1.16	.221	4	3	0	3	3.50	503	303	119	10	3
SERIES 9	@ St. Paul	5/23 - 5/28	0	3	9.00	6	1	1	3	23.0	32	33	23	5	2	6	59	19	0	30	2.22	.317	3	0	0	0	1.58	498	285	124	8	5
SERIES 10	MEMPHIS	5/30 - 6/4	1	2	7.56	6	4	1	3	25.0	22	23	21	3	0	3	34	25	0	27	1.88	.227	0	2	0	3	1.08	528	308	123	18	9
SERIES 11	@ Indianapolis	6/6 - 6/11	2	0	3.86	5	2	2	2	21.0	20	9	9	3	0	0	23	16	0	28	1.71	.250	0	1	0	2	1.75	388	237	98	14	2
SERIES 12	COLUMBUS	6/13 - 6/18	2	0	3.47	6	6	3	4	23.1	18	9	9	4	1	0	24	12	0	31	1.29	.207	1	3	0	0	2.58	385	252	101	9	3
SERIES 13	@ Rochester	6/20 - 6/25	1	2	3.47	6	7	1	2	23.1	17	9	9	4	1	2	29	19	1	26	1.54	.198	2	3	0	0	1.37	429	255	108	5	0
SERIES 14	IOWA	6/28 - 7/3	2	2	5.63	6	1	0	1	24.0	17	16	15	2	0	4	31	19	0	30	1.50	.198	0	1	0	2	1.58	434	247	107	12	2
SERIES 15	@ Gwinnett	7/4 - 7/9	0	4	9.43	5	1	1	4	21.0	20	27	22	4	0	5	39	21	1	17	1.95	.250	3	1	0	1	0.81	410	227	105	12	7
SERIES 16	INDIANAPOLIS	7/14 - 7/16	1	1	8.24	3	0	0	0	19.2	25	18	18	6	0	5	46	15	1	26	2.03	.316	0	2	0	1	1.73	388	235	96	4	1
SERIES 17	ST. PAUL	7/18 - 7/23	4	1	4.39	6	0	1	1	26.2	15	13	13	2	0	4	29	15	0	23	1.13	.169	6	3	1	1	1.53	433	256	112	15	7
SERIES 18	@ Columbus	7/25 - 7/30	1	0	6.64	6	4	3	3	20.1	22	16	15	3	1	2	33	15	0	29	1.82	.275	0	3	0	2	1.93	421	248	96	11	4
SERIES 19	@ Louisville	8/1 - 8/6																														
SERIES 20	IOWA	8/8 - 8/13																														
SERIES 21	@ Toledo	8/15 - 8/20																														
SERIES 22	ST. PAUL	8/22 - 8/27																														
SERIES 23	LOUISVILLE	8/29 - 9/3																														
SERIES 24	@ Iowa	9/5 - 9/10																														
SERIES 25	INDIANAPOLIS	9/12 - 9/17																														
SERIES 26	@ Columbus	9/19 - 9/24																														

2023 STORM CHASER QUALITY STARTS (16)

STARTER (# IN 2023)	GAME	DEC	IP	H	R	ER	HR	HB	BB	IBB	SO	WP	BK	GIDP	TBF	% K/BF	NP-S	S%	FPS	FPS%	P/IP	CATCHER	
1.	Jonathan Heasley (1)	4/7 vs. Toledo	W	6.0	6	2	2	1	0	2	0	5	0	0	0	26	19.2%	92-61	66.30%	19	73.08%	15.33	Fermin
2.	Mike Mayers (1)	4/18 vs. Gwinnett	–	6.0	3	1	1	0	0	2	0	2	0	0	0	23	8.7%	82-54	65.85%	13	56.52%	13.67	Fermin
3.	Jonathan Heasley (2)	4/19 vs. Gwinnett	L	7.0	7	3	3	1	0	0	0	7	0	0	1	26	26.9%	95-60	63.16%	15	57.69%	13.57	Porter
4.	Austin Cox (1)	4/27 @ Nashville	W	6.0	4	0	0	0	0	3	0	5	0	0	1	22	22.7%	101-62	61.39%	12	54.55%	16.83	Reetz
5.	Drew Parrish (1)	4/28 @ Nashville	–	6.0	1	0	0	0	0	2	0	5	0	0	1	20	25.0%	90-56	62.22%	6	30.00%	15.00	Porter
6.	Mike Mayers (2)	5/5 vs. Louisville	W	6.0	4	1	1	1	0	1	0	5	0	0	0	22	22.7%	79-55	69.62%	14	63.64%	13.17	Reetz
7.	Daniel Lynch (1)	5/23 @ St. Paul	W	6.0	3	0	0	0	0	0	0	5	0	0	0	21	23.8%	61-47	77.05%	14	66.67%	10.17	Porter
8.	Max Castillo (1)	5/28 @ St. Paul	–	6.0	4	1	1	0	0	0	0	4	0	0	0	21	19.0%	69-46	66.67%	12	57.14%	11.50	Reetz
9.	Max Castillo (2)	6/9 @ Indianapolis	W	6.0	4	1	1	1	0	1	0	8	0	0	0	25	32.0%	89-61	68.54%	16	64.00%	14.83	Reetz
10.	Jonathan Heasley (3)	6/13 vs. Columbus	–	6.0	5	2	2	1	0	2	0	4	1	0	0	25	16.0%	93-57	61.29%	15	60.00%	15.50	Reetz
11.	Max Castillo (3)	6/15 vs. Columbus	W	6.0	4	2	2	2	1	0	0	0	0	0	1	21	0.0%	75-51	68.00%	14	66.67%	12.50	Porter
12.	Anthony Veneziano (1)	6/16 vs. Columbus	W	6.1	3	0	0	0	0	3	0	2	0	0	3	23	8.7%	87-56	64.37%	14	60.87%	13.74	Briceno
13.	Max Castillo (4)	6/30 vs. Iowa	–	6.0	3	3	3	2	0	3	0	2	0	0	1	23	8.7%	89-52	58.43%	14	60.87%	14.83	Briceno
14.	Ryan Yarbrough (1)	7/4 @ Gwinnett	–	6.0	3	0	0	0	0	1	0	6	0	0	1	21	28.6%	81-50	61.73%	14	66.67%	13.50	Briceno
15.	Anthony Veneziano (2)	7/23 vs. St. Paul	–	6.0	4	1	1	0	1	0	0	5	0	0	0	23	28.6%	81-56	69.14%	15	65.22%	13.50	Porter
16.	Angel Zerpa (1)	7/26 @ Columbus	–	6.1	3	1	1	0	0	2	0	1	0	0	1	23	28.6%	92-59	64.13%	17	73.91%	14.53	Briceno

2023 REHAB ASSIGNMENTS WITH OMAHA

HITTING

PLAYER	INJURY	DATES	AVG	G	AB	R	H	TB	2B	3B	HR	RBI	BB	IBB	SO	SB	CS	OBP	SLG	OPS	PA	SAC	SF	HBP	GIDP
Drew Waters	Left oblique strain	May 9 - 24	.327	13	52	12	17	33	6	2	2	6	6	0	13	2	0	.397	.635	1.032	58	0	0	0	3
Nicky Lopez	Appendicitis	May 16 - 20	.300	3	10	1	3	4	1	0	0	1	3	0	1	1	0	.462	.400	.862	13	0	0	0	0
Kyle Isbel	Left hamstring strain	June 13 - 25	.290	9	31	7	9	17	2	0	2	6	6	0	6	0	0	.405	.548	.953	37	0	0	0	2
Michael Massey	Left hand laceration	June 30 - July 3	.182	3	11	2	2	3	1	0	0	0	1	0	3	0	0	.250	.273	.523	12	0	0	0	0
Matt Beaty	Concussion	July 19 - July 30	.250	6	20	1	5	8	0	0	1	1	2	0	0	0	0	.348	.400	.748	23	0	0	1	0

PITCHING

PLAYER	INJURY	DATES	W	L	ERA	G	GS	CG	SHO	GF	HLD	SV	SVO	IP	H	R	ER	HR	HB	BB	IBB	SO	AVG	WP	BK	GIDP	TBF
Daniel Lynch	Left rotator cuff strain	May 7 - 23	2	0	3.50	4	4	0	0	0	0	0	0	18.0	19	7	7	3	0	3	0	18	.264	1	0	0	75
Amir Garrett	L. elbow valgus extension overload	June 22 - 28	0	0	10.13	3	0	0	0	0	1	0	0	2.2	3	3	3	1	0	5	0	2	.273	1	0	0	16
Ryan Yarbrough	Head fractures	June 24 - July 4	0	0	1.23	3	3	0	0	0	0	0	0	14.2	9	2	2	1	0	2	0	18	.176	0	0	1	53
Brad Keller	R. shoulder impingement syndrome	June 28 - July 25	0	3	15.00	9	2	0	0	0	0	0	0	9.0	11	17	15	1	1	21	0	5	.324	3	0	1	59
Angel Zerpa	Left shoulder tendinopathy	June 28 - July 13	0	1	3.95	3	3	0	0	0	0	0	0	13.2	14	6	6	2	0	6	0	15	.264	0	0	0	59