

# Columbus Clippers

## Game Information

Game #54

Home Game #25

Media Relations Department - 330 Huntington Park Ln., Columbus, OH 43215 - (614)-462-5250 - aslosser@clippersbaseball.com



(27-26)

Tuesday, July 6 (7:05) - Huntington Park

Indianapolis Indians

(Pittsburgh Pirates)

VS.

Columbus Clippers

(Cleveland Indians)

RHP Mitch Keller (0-0, 2.79)

RHP Brad Peacock (0-1, 5.40)



(24-29)

### LAST GAME

July 4	R	H	E	LOB
Columbus	4	9	0	12
Toledo	5	6	0	0

W: Angel DeJesus (3-0)

L: Danny Young (2-2)

S:

HR: Nunez (12), Rodriguez (14), Jones (3)

### Highlights

Gavin Collins went 2x3 with 2RBI and Trenton Brooks had a double and 2RBI.

### Upcoming Probables

Wednesday, July 7 vs. Indianapolis (7:05): TBA vs. RHP Heath Fillmyer (1-1, 6.00)

Thursday, July 8 vs. Indianapolis (7:05): TBA vs. LHP Kirk McCarty (6-1, 4.11)

Friday, July 9 vs. Indianapolis (7:05): TBA vs. RHP Zack Godley (3-2, 2.45)

Saturday, July 10 vs. Indianapolis (7:05): TBA vs. RHP Triston McKenzie (1-1, 2.95)

### Tonight's Game

The Clippers will send RHP **Brad Peacock** to the mound tonight, making his second start since signing on 6/25. Indianapolis will counter with RHP **Mitch Keller**. The Clippers are 20-23 (.465) against right handers this year. Keller has pitched against the Clippers five times in his career, going 1-1 with a 5.18ERA (24.1IP, 23H, 16R, 14ER, 14BB, 31K).

### vs. the Indians

Columbus was 15-9 against Indy in 2019, despite scoring just 10 more runs on the season, 132-122 (more wins, fewer runs than Indy in each of three seasons from 2016-18). This year, the Clippers are again getting beat up in the run column (26-17) and the record shows it (2-4). The homer battle is tied at 6-6, but **Ryan Lavanway** is the only Clipper in the lineup tonight that has homered vs. Indy this year.

### Cooling Off

The Clippers sailed into Toledo as the hottest team in the IL (14-6), but lost five of six to the Mud Hens (now 11-9 in last 20, tied for 3rd with Indianapolis), while hitting just 3HR (fewest in a series this year) and striking out 68 times (most in a series this year). Columbus blew 1-run leads in three of the losses (13 losses after leading this season) after having won 10 of 11 with a lead from 6/12-6/27.

### Pummeled Pitching

Huntington Park has zoomed back near the top of the IL in homers per game (2nd, 3.13). Unfortunately, 32 of the last 53 have been surrendered by Columbus (152HR allowed in last 77G in the regular season at HP). Clipper pitchers kept St. Paul in the yard in two straight games 6/24-6/25 (five 0HR games this year), marking the first consecutive homerless games for HP visitors since 7/11-7/12/19.

### Getting the Call

**Alex Call** was promoted from Akron Tuesday and has gone 5x23 with 2HR in 6G (1x14 in last 4G). At the time of his call up, Call populated the top ten of the EL in batting (9th, .310), OBP (10th, .389), doubles (7th, 13), runs (6th, 34) and steals (2nd, 12). He has batted leadoff in 5G for Columbus, scoring three times (twice off his own HR; Clipper leadoff hitters have scored an IL-low 26 runs).

### Changing It Up

**Yu Chang** has returned to the Clipper lineup tonight after three months in the Majors (.176 with 2HR and 14RBI in 49G). Chang has 22HR in his career at Triple-A (195G), including 17HR at Huntington Park (108G). He spent most of 2019 with Columbus, struggling with a left finger sprain (on DL 4/18-4/25, 4/30-6/17). He hit .314 with 6HR and 25RBI over 137AB in his first 35G off the DL (6/18-8/3/19).

### Take Two

The double from **Nolan Jones** Saturday night was his IL-best 19th of the year (**Oscar Mercado** is 5th, 13). Jones is slugging .591 over his last 26G, collecting 14 doubles, a triple, 3HR (6XBH through first 26G) and only 22K (had 43K in first 26G). Thanks to his current tear, he is on pace for 46 doubles, a number that would set the franchise record (42 by **Kurt Bierek** in 1999; Bierek played in 135G).

### Right Behind

**Gabriel Arias** has a hit in 12 of his last 13G, putting up a .347 mark (17x49) while scoring 15 runs (leads IL in runs since 6/19). Arias batted behind **Nolan Jones** on opening day and the pair are the only ones from the opening day lineup that has not played in the Majors this year (opening outfield is currently in Majors, **Bradley Zimmer** and **Oscar Mercado** in Cleveland, **Ben Gamel** in Pittsburgh).

### A New Oscar

Due to the aforementioned outfield exodus, the Clippers have added a second outfielder from Akron in the last week, as **Oscar Gonzalez** enters the lineup tonight. Gonzalez was the only player in the Eastern League to rank among the top three in the Triple Crown, placing 3rd in each (.330, 13HR, 41RBI), and had a hit in 21 of his last 23 with Akron (.383, 36x94, 6HR, 24RBI).

### Bullpen Bashers

The Clipper bullpen got tagged for 2ER Sunday night (had given up at least 4ER to the Mud Hens in four straight, from 6/20-7/2), and now has a 5.65ERA (78.0IP, 49ER) against Toledo (4.26ERA, 162.2IP, 77ER against all others). Toledo has scored a total of 30 runs from the 7th inning on against Columbus in only 18G, while all others in the IL have scored 38 runs from the 7th inning on in 35G.

### ORGANIZATION REPORT

Cleveland (42-40), 2nd place

July 5 R H E

Cleveland 8 13 0

Tampa Bay 9 14 2

W- Fairbanks (2-3), L- Clase (3-4)

HR- **Reyes** (12); Lowe (17), Diaz (4)

**Reyes**: 3x5, R, 5RBI, 2B, HR, K

**Karinchak**: 1.0IP, 0H, 0R, 0ER, 0BB, 2K

7/6 at TB, PPD.

Akron (31-22), 3rd place

7/5 OFF DAY

7/6 at Altoona, 6:35

Lake County (29-25), 3rd place

7/5 OFF DAY

7/6 at Fort Wayne, 7:05

Lynchburg (26-26), 3rd place

7/5 OFF DAY

7/6 at Carolina, 7:00

### vs. INDIANAPOLIS

#### All-Time

Home	Road	Overall
127-103	108-113	235-216

#### 2021

Home	Road	Overall
0-0	2-4	2-4

#### 2019

Home	Road	Overall
5-7	10-2	15-9

LEAGUE STANDINGS				
South	W	L	Pct	GB
DUR	36	17	.679	-
NAS	33	19	.635	2.5
JAX	29	23	.558	6.5
NOR	23	28	.451	12.0
GWN	23	30	.434	13.0
CHA	21	31	.404	14.5
MEM	21	33	.389	15.5
West	W	L	Pct	GB
OMA	34	19	.642	-
TOL	30	23	.566	4.0
IND	27	26	.509	7.0
STP	25	28	.472	9.0
COL	24	29	.453	10.0
IOW	21	30	.412	12.0
LOU	21	32	.396	13.0

### League Notes



Governors' Cup Champions: 1979, 1980, 1981, 1987, 1991, 1992, 1996, 2010, 2011, 2015, 2019  
IL West Division Champions: 1979, 1980, 1981, 1983, 1984, 1990, 1991, 1992, 1996, 1997, 1999, 2004, 2011, 2014, 2015, 2016, 2019





# Columbus Clippers Game Information

Tuesday, July 6

## This Date in Clipper History

7/6/1979

**Rick Anderson** notched his 10th save in a 6-5 victory over the Toledo Mud Hens, giving the Clippers their 11th straight win on what would become a franchise record, 16 game winning streak. Anderson went on to go 13-3 with 21 saves and a 1.63ERA for Columbus, winning the club's first ever IL Most Valuable Pitcher Award (Columbus has six Most Valuable Pitchers since 1977, leading the IL in that time).

## Huntington (Small) Park

In each of the first 11 years since the move downtown, Huntington Park has ranked among the top two in the IL in homers per game, totaling 2.25 per contest (1,763HR, 783 games). In 2019, HP averaged over three per game for the first time ever (seventh time averaging over a pair), as the Clippers surrendered a record 127HR and just missed out on triple digits themselves (97HR was second highest team total). Including the postseason, the Clippers have been out-homered over the life of the park (967 to 925).

year	gms	COL	opp	total	avg	rank
2009	71	57	73	130	1.83	2nd
2010	72	90	83	173	2.40	2nd
2011	72	<b>100</b>	77	177	2.46	1st
2012	71	91	88	179	2.52	1st

year	gms	COL	opp	total	avg	rank
2013	72	63	72	135	1.88	2nd
2014	72	64	85	149	2.07	2nd
2015	72	62	64	126	1.75	2nd
2016	72	74	69	143	1.99	1st

year	gms	COL	opp	total	avg	rank
2017	71	95	88	183	2.58	1st
2018	69	68	76	144	2.09	2nd
2019	69	97	<b>127</b>	<b>224</b>	<b>3.25</b>	2nd
2021	24	31	44	75	3.13	2nd

## Deadball Era

The franchise record for homers was destroyed in 2019 (213, +31 from 1983), as was the record for homers allowed (198, +42 from 1998). This season's Clippers are homering at a rate of 1.17 per game, putting them 18 off the pace of the pre-2019 record (adjusted for 140G). However, on the mound they are allowing 1.38 per game, enough to beat the pre-2019 record by 22, even with the shortened season.

## Ain't Over 'Til It's Over

From 2014-19, no team had more come from behind victories than the 210 posted by Columbus and no team produced a better winning percentage when trailing than the .353 of the Clippers (Scranton/WB was 2nd in win percentage, .338, and wins, 192). This year has seen the Clippers go 10-29 (.256) in games in which they trail, ranking 10th.

## Not Close

The Clippers are tied for the 2nd most losses by at least a grand slam in the IL (16, Memphis leads with 20) and rank 13th in wins by at least that many (8, one ahead of Memphis). That poor ratio has led to a -36 run differential, a figure that places them 13th in the IL (Memphis is securely in the basement at -85).

## Get What You Pay For

Columbus was the last team in the IL to play free baseball this season, playing 85 straight games, including the postseason, between extra-inning rumbles on 7/31/19 vs. Louisville (11-8 loss in 11) and 6/26/21 vs. St. Paul (6-4 loss in 10; two straight extra-inning losses following nine straight wins, 8/21/18-7/3/19). The regulation-inning streak was the longest for Columbus dating to the 1984 season (as far back as the day by day records go) and 45 straight to start the season was also a record.

## Trending Downward

The current staff ERA of 5.12 is on pace to be the worst in franchise history (5.08, 1983) and anything over 4.71 will mark the fifth straight season in which the ERA has gotten worse. From 2011-16, the Clipper staff turned in a sub-4.00ERA five times in six seasons (zero such seasons from 1993-2010), including the best two ERAs of the past 32 years (3.33 in 2015 and 3.65 in 2016). The 5.76ERA at Huntington Park is by far the worst ever (5.29 in 2019, only time ERA has ever been over 5.00 at HP).

## Free Swingers

After three straight seasons leading the IL in strikeouts, the Clipper lineup is threatening for a fourth, as they currently rank 5th (520K, 30 off the pace, St. Paul). The 2019 squad obliterated the franchise record, as they struck out 95 more times than the previous high (1,392; each of last three seasons rank among franchise's three worst, totalling 3,979K in 422G). While the record appears safe due to the truncated schedule, this year's version is averaging 9.81K per game.

## Night and Day

When playing errorless baseball, the Clippers have a winning percentage that is over 200 points higher (.560, 14-11) than when they make a mistake in the field (.357, 10-18). After an exceptional defensive run from 2015-2019, in which the fielding percentage was never below .983 and the team never committed more than 88E, the 2021 team is on pace to botch 100 plays with a fielding percentage of .979 (have not had triple digits in errors since six straight seasons from 2009-14).

## One On, No Out Success

When the leadoff batter of an inning reached base in 2019, the Clippers plated him nearly 60% of the time (over 51% only once in the last six seasons, 55% in 2016). Getting more than one base was a specialty of Clipper hitters, as they led the IL with 136XBH to lead off the inning, including 54HR (led the IL, had 28 leadoff homers in 2018). So far in 2021, the Clippers are scoring the leadoff batter 52% of the time he reaches, with the leadoff batter scoring himself 13 times (on pace for 32HR).

## Good Baseball

**Oscar Mercado** advanced a runner with a sac bunt on 6/26 vs. St. Paul and the runner came around to score in the loss (3-1 when advanced runner scores). During 2019, the Clippers struggled in the bunt department, but when the advanced runners scored, they were 7-1. During 2018, Columbus was 23-2 in games in which a run was scored after a good bunt attempt.

## International Accolades

**Bobby Bradley** was named International League Player of the Month for May 2019, reaching base in 24 of 25 games during the month while hitting .302/.374/.740 with 12HR (led IL) and 28RBI. **Brandon Barnes, Eric Haase, Josh Smith** and **Asher Wojciechowski** were named to the 2019 IL All-Star Team and Bradley, Barnes and Haase were selected to the postseason squad.

## Manager Profile

**Andy Tracy** makes his Clippers debut in 2021, following **Tony Mansolino's** championship rookie year in 2019 (sixth Clipper skipper to win Governors' Cup in first season; **Gene Michael**-'79, **Joe Altobelli**-'80, **Frank Verdi**-'81, **Bucky Dent**-'87 and **Mike Sarbaugh**-'10). This season marks Tracy's second year as a manager (first with Williamsport in the Philadelphia system), as he holds a career record of 54-75 (.419), 24-29 with Columbus (.453).

## Clippers in the Majors (77, with 27 teams)

**CLE (29)\***- Logan Allen ('19, '21), Shane Bieber ('18), Bobby Bradley ('18-19, '21), Yu Chang ('18-19, '21), Aaron Civale ('19), **Ernie Clement** ('19, '21), **Justin Garza** ('21), Andres Gimenez ('21), Daniel Johnson ('19, '21), James Karinchak ('19), Ryan Lavanway ('19, '21), Jordan Luplow ('19, '21), Phil Maton ('19), Triston McKenzie ('21), **Jean Carlos Mejia** ('21), Oscar Mercado ('18-19, '21), **Owen Miller** ('21), **Eli Morgan** ('19, '21), Kyle Nelson ('19, '21), Blake Parker ('21), Roberto Perez ('13-14, '16, '21), Zach Plesac ('19), Jose Ramirez ('14-15), Frammil Reyes ('21), **Nick Sandlin** ('19), Nick Wittgren ('19), Bradley Zimmer ('16-19, '21). **ARI (1)\***- **ATL (2)**- Abraham Almonte ('15-17), Josh Tomlin ('10, '13-15, '18). **BAL (3)**- Shawn Armstrong ('14-17), Adam Plutko ('16-19), Cole Sulser ('16-18). **BOS (0)**- **CHC (0)**- **CIN (2)**- Mike Freeman ('19), Tyler Naquin ('15-19). **COL (1)**- Jhoulys Chacin ('15). **CWS (1)**- Evan Marshall ('18). **DET (2)**- Robbie Grossman ('16), Eric Haase ('17-19). **HOU (2)**- Michael Brantley ('09-10, '16), Joe Smith ('09-10). **KC (2)**- Carlos Santana ('10), Anthony Swarzak ('15). **LAA (1)**- James Hoyt ('18-19). **LAD (1)**- Trevor Bauer ('13-14). **MIA (5)**- Jesus Aguilar ('14-16), Jon Berti ('18), Ross Detwiler ('16), Preston Guilmet ('13), Shawn Morimando ('16-18). **MIL (1)**- Zack Godley ('21). **MIN (1)**- Josh Donaldson ('18). **NYM (3)**- Tommy Hunter ('16), Francisco Lindor ('14-15, '19), Cameron Maybin ('19). **NYG (3)**- Clint Frazier ('16), Corey Kluber ('10-13, '19), Giovanni Urshela ('14-18). **OAK (1)\***- **PHI (0)**- **PIT (3)**- Ben Gamel ('21), Erik Gonzalez ('15-17), Ka'ai Tom ('19). **SD (2)**- Ivan Castillo ('16), Craig Stammen ('07-08, '16). **SEA (2)**- Jake Bauers ('19), Sam Haggerty ('18). **SF (1)**- Scott Kazmir ('13). **STL (2)**- Andrew Miller ('17-18), Max Moroff ('19). **TB (3)**- Yandy Diaz ('15-18), Louis Head ('13, '17-18), Francisco Mejia ('18). **TEX (1)**- Hunter Wood ('19). **TOR (2)**- A.J. Cole ('19), Julian Merryweather ('17). **WAS (4)**- Playoff Paolo Espino ('10-13), Yan Gomes ('13, '15-16), Jefry Rodriguez ('19), Ryan Zimmerman ('08).



# Tonight's Starting Pitcher

Tuesday, July 6

## #44 Brad Peacock - RHP

**Height:** 6-1 **Weight:** 207  
**Bats:** R **Throws:** R  
**Born:** 2/2/88 (33); Palm Beach, FL  
**Resides:** Palm Beach, FL  
**Acquired:** Signed as a minor league free agent on 6/25/21.

## 2021 Start by Start (with Columbus)

Date	Opponent	H/R	Result	Dec.	ERA	IP	H	R	ER	BB	K	PC
6/30	Toledo	R	L, 5-2	L	5.40	1.2	4	1	1	1	3	40
Starting Totals			1GS	0-1	5.40	1.2	4	1	1	1	3	

GS	Team Record	Win %	Avg. IP	Qual. Start	QS %	Ret. 1st AB	1/2/3 Inn.	Run Supp.
1	0 - 1	.000	1.2	0	0.0	50%	0%	2.0

Bullpen Support					Running Game				Pitch Count		
ERA	BS	BR	Sc.	%	SB	Att	%	PO	Avg.	High	#100
5.68	0	2	0	0%	0	0	-	0	40.0	40	0

Career	W-L	ERA	G	GS	SV/O	IP	H	R	ER	BB	K
vs. Indianapolis	0-0	-	0	0	0/0	0.0	0	0	0	0	0
at Huntington	0-0	-	0	0	0/0	0.0	0	0	0	0	0
with Columbus	0-1	5.40	1	1	0/0	1.2	4	1	1	1	3

## Last Game:

- Took the loss at Toledo on 6/30, throwing 40 pitches in his first game action since 9/10/20 with Houston.

- Inn TBF H R ER BB K LOB Sequence

1st	5	2	0	0	0	3	2	K, K, 1B, 1B, K
2nd	5	2	1	1	1	0	2	1B, 1B, SF7, 4-3, BB

- Relieved by **Jordan Stephens** in the bottom of the 2nd with two out, two on (both runners stranded) and the Clippers trailing, 1-0.

## Comeback Trail:

Peacock began the season on the free agent market, recovering from arthroscopic surgery on his right shoulder last October. He threw for a number of teams during a showcase in Florida in mid-June, with Cleveland signing him to a minor league deal on 6/25. He was assigned to Columbus on 6/29.

## 2021 Transactions:

- Signed by Cleveland as a minor league free agent on 6/25. Assigned to Columbus on 6/29.

## CAREER STATS

YR	Team	Level	W - L	ERA	G	GS	CG	SHO	SV	SVO	IP	H	R	ER	HR	HB	BB	K	AVG
07	GCL Nationals	R	1 - 1	3.89	13	7	0	0	0	0	39.1	38	23	17	1	2	15	34	.242
08	Vermont	SS	4 - 7	3.12	14	14	2	0	0	0	75.0	67	38	26	3	3	27	54	.235
	Hagerstown	A	0 - 5	9.09	8	8	0	0	0	0	33.2	38	38	34	8	8	21	23	.284
09	Hagerstown	A	5 - 8	4.05	19	17	0	0	0	0	100.0	104	49	45	10	8	32	77	.272
	Potomac	A+	3 - 3	4.34	8	7	0	0	0	0	47.2	46	26	23	4	3	10	27	.253
10	Potomac	A+	4 - 9	4.44	19	18	1	1	0	0	103.1	109	59	51	11	4	25	118	.268
	Harrisburg	AA	2 - 2	4.66	7	7	0	0	0	0	38.2	33	21	20	5	0	22	30	.234
11	Harrisburg	AA	10 - 2	2.01	16	14	1	0	0	0	98.2	62	25	22	4	2	23	129	.179
	Syracuse	AAA	5 - 1	3.19	9	9	0	0	0	0	48.0	36	18	17	5	2	24	48	.205
	Washington	ML	2 - 0	0.08	3	2	0	0	0	1	12.0	7	1	1	0	0	6	4	.167
12	Sacramento	AAA	12 - 9	6.01	28	25	0	0	0	0	134.2	147	99	90	16	5	66	139	.275
13	Oklahoma City	AAA	6 - 2	2.73	14	13	0	0	0	1	79.0	65	29	24	9	1	22	76	.226
	Houston	ML	5 - 6	5.18	18	14	0	0	0	0	83.1	78	51	48	15	3	37	77	.241
14	Oklahoma City	AAA	1 - 0	4.76	1	1	0	0	0	0	5.2	7	3	3	1	0	1	5	.292
	Houston	ML	4 - 9	4.72	28	24	0	0	0	0	131.2	136	80	69	20	4	70	119	.267
15	Corpus Christi	AA	0 - 0	0.00	1	1	0	0	0	0	2.0	2	0	0	0	1	1	2	.250
	Fresno	AAA	0 - 0	0.00	1	1	0	0	0	0	4.2	0	0	0	0	1	5	2	.000
	Houston	ML	0 - 1	5.40	1	1	0	0	0	0	5.0	5	3	3	0	1	2	3	.278
16	Fresno	AAA	5 - 6	4.23	22	21	1	1	0	0	117.0	122	64	55	11	6	40	119	.270
	Houston	ML	0 - 1	3.69	10	5	0	0	0	0	31.2	21	15	13	6	0	14	28	.186
17	Houston	ML	13 - 2	3.00	34	21	0	0	0	0	132.0	100	46	44	10	3	57	161	.206
18	Houston	ML	3 - 5	3.46	61	1	0	0	3	6	65.0	56	26	25	11	3	20	96	.226
19	Corpus Christi	AA	0 - 0	0.00	1	1	0	0	0	0	2.0	0	0	0	0	0	1	4	.000
	Round Rock	AAA	0 - 0	22.09	5	1	0	0	0	0	3.2	6	9	9	1	0	7	4	.353
	Houston	ML	7 - 6	4.12	23	15	0	0	0	0	91.2	78	43	42	15	5	31	96	.227
20	Houston	ML	0 - 0	7.71	3	0	0	0	0	0	2.1	3	2	2	0	1	1	3	.300
21	Columbus	AAA	0 - 1	5.40	1	1	0	0	0	0	1.2	4	1	1	0	0	1	3	.500
Minor Leagues			58 - 56	4.21	187	166	5	2	0	1	934.2	886	502	437	89	46	343	894	.249
Major Leagues			34 - 30	4.01	181	83	0	0	3	7	554.2	484	267	247	77	20	238	587	.231



	W-L	CG	SV	ERA	IP	H	R	ER	BB	K	HR	AVG	OBP	SLG	K/9	K/BB	IP/HR	WHIP
Starters	9-17	0	-	5.56	218.1	226	144	135	95	199	43	.267	.346	.488	8.20	2.09	5.1	1.470
Relievers	15-12	-	14	4.71	240.2	220	141	126	143	294	30	.242	.358	.416	10.99	2.06	8.0	1.508

Reliever Availability: Pitcher (days rest - last pitch count) \*-last pitched on consecutive days

LH Krauth (6-16), RH Siri (6-27), RH Stephens (5-40), RH Dowdy (5-52), RH Koch (4-18), LH Gose (4-24), RH Broom (3-6), LH Young (1-10), LH Nelson (1-19), LH Perez (1-20)

## #23 Robert Broom - RHP

Last Game: 7/2 at Tol; 1.2IP, 1H, 0R, 0ER, 0BB, 0K

Last 5: 0-0, 1/1SV, 5.0IP, 3H, 1R, 1ER, 2BB, 5K

vs. LH: .355 (11x31, 2HR)						vs. RH: .208 (10x48, 1HR)					
inherited runners stranded: 11 of 14 (79%)						pitch count (range, avg.): 5-41, 19.4					
1st batter retired: 12 of 19 (63%)						sb-att, pickoffs: 2 of 2, 0					
<ul style="list-style-type: none"><li>- gave up multiple runs three times in 5G from 5/14-5/28 (3BS, 6.0IP, 8ER, 3HR)</li><li>- picked up 8th career save on 6/18 vs. Toledo, first since 7/2/19 with Akron</li><li>- inherited bases loaded jam on 7/2 at Toledo (GIDP), closed game with 1.2IP, 0R</li><li>- allowed 8ER over 5G (6.0IP) from 5/14-5/28; 2.53ERA since (11G, 10.2IP, 3ER)</li></ul>											
Career	W-L	ERA	G	GS	SV/O	IP	H	R	ER	BB	K
vs. Indianapolis	0-0	0.00	2	0	0/0	1.1	1	0	0	1	3
at Huntington	0-1	8.68	8	0	1/3	9.1	13	9	9	3	15

## #17 Kyle Dowdy - RHP

Last Game: 6/30 at Tol; 2.1IP, 2H, 2R, 2ER, 4BB, 3K

Last 5: 0-0, 0/0SV, 7.1IP, 5H, 5R, 3ER, 9BB, 8K

vs. LH: .278 (10x36, 1HR)										vs. RH: .209 (14x67, 2HR)									
inherited runners stranded: 7 of 16 (44%)										pitch count (range, avg.): 15-64, 30.7									
1st batter retired: 8 of 17 (47%)										sb-att, pickoffs: 1 of 2, 0									
<ul style="list-style-type: none"><li>- had 1.2IP and 0ER in each of first 4G (3H, 4BB, 7K), despite 0 retired 1st batters</li><li>- gave up 10R (5ER) in 3.0IP over 3G from 5/16-5/23</li><li>- allowed all 7 inherited runners to score over 3G from 5/20-5/27</li><li>- recorded 3.2IP on 64 pitches vs. Nashville on 5/27 (1H, 1BB, 6K)</li><li>- needed only 37 pitches for 3.0IP at Iowa on 6/12 (2H, BB, 3K)</li></ul>																			
Career		W-L	ERA	G	GS	SV/O	IP	H	R	ER	BB	K							
vs. Indianapolis		0-2	15.43	3	1	0/0	4.2	8	8	8	6	3							
at Huntington		0-2	3.38	8	1	0/0	16.0	13	8	6	9	21							

## #27 Anthony Gose - LHP

Last Game: 7/1 at Tol; L, 1.0IP, 1H, 1R, 1ER, 1BB, 1K

Last 5: 2-1, 0/1SV, 6.0IP, 2H, 3R, 3ER, 5BB, 9K

vs. LH: .200 (5x25, 0HR)												vs. RH: .243 (9x37, 3HR)											
inherited runners stranded: 2 of 3 (67%)												pitch count (range, avg.): 16-37, 24.2											
1st batter retired: 6 of 13 (46%)												sb-att, pickoffs: 0 of 0, 0											
<ul style="list-style-type: none"><li>- allowed runs five straight games from 5/14-6/13 (6.2IP, 9H, 8R, 7ER, 9BB, 7K)</li><li>- made spot start on 5/18 at Toledo (1.1IP, 1H, 1R, 1ER, 3BB, 0K)</li><li>- pitched in 2G (2.0IP, 0H, 0R, 0ER, 1BB, 2K) for Team USA (5/31-6/5)</li><li>- has issued walks in all but 3G this season (multiple walks in 6G)</li></ul>																							
Career		W-L	ERA	G	GS	SV/O	IP	H	R	ER	BB	K											
vs. Indianapolis		0-0	-	0	0	0/0	0.0	0	0	0	0	0											
at Huntington		3-0	3.38	7	0	0/1	8.0	3	4	3	9	16											

## #34 Matt Koch - RHP

Last Game: 7/1 at Tol; 1.0IP, 2H, 3R, 3ER, 1BB, 0K

Last 5: 0-0, 0/0SV, 8.2IP, 11H, 10R, 10ER, 5BB, 7K

vs. LH: .282 (11x39, 1HR)										vs. RH: .313 (21x67, 5HR)									
inherited runners stranded: 3 of 3 (100%)										pitch count (range, avg.): 12-58, 29.7									
1st batter retired: 5 of 9 (56%)										sb-att, pickoffs: 1 of 2, 0									
<ul style="list-style-type: none"><li>- signed by Cleveland on 4/23, assigned to Columbus on 5/15</li><li>- picked up the win at Toledo on 5/18 (3.2IP, 2K)</li><li>- made spot start on 5/23 at Toledo (3.0IP, 3H, 1R, 1ER, 2BB, 2K)</li><li>- in rotation for GS on 5/29 vs. Nashville (3.0IP, 4ER) and 6/4 at Indy (3.0IP, 6ER)</li><li>- 2G in relief at Iowa 6/8-6/10 (1.1IP, 0ER), then GS on 6/13 at Iowa (2.0IP, 2ER)</li></ul>																			
Career		W-L	ERA	G	GS	SV/O	IP	H	R	ER	BB	K							
vs. Indianapolis		0-1	18.00	1	1	0/0	3.0	8	6	6	2	3							
at Huntington		0-1	8.76	6	1	0/0	12.1	14	12	12	7	12							

## #29 Ben Krauth - LHP

Last Game: 6/29 at Tol; 1.0IP, 0H, 0R, 0ER, 0BB, 3K

Last 5: 1-0, 0/0SV, 1GS, 5.2IP, 3H, 0R, 0ER, 2BB, 6K

vs. LH: .000 (0x6, 0HR)												vs. RH: .250 (3x12, 0HR)											
inherited runners stranded: 0 of 0 (-)												pitch count (range, avg.): 16-32, 24.0											
1st batter retired: 1 of 2 (50%)												sb-att, pickoffs: 0 of 0, 0											
<ul style="list-style-type: none"><li>- did not participate in Major League spring training</li><li>- assigned to Columbus on 6/16</li><li>- made spot start on 6/24 vs. St. Paul (3.0IP, 1BB, 2K)</li></ul>																							
Career		W-L	ERA	G	GS	SV/O	IP	H	R	ER	BB	K											
vs. Indianapolis		0-0	-	0	0	0/0	0.0	0	0	0	0	0											
at Huntington		1-0	0.00	2	1	0/0	4.2	3	0	0	2	3											

## #26 Kyle Nelson - LHP

Last Game: 7/4 at Tol; 1.1IP, 0H, 0R, 0ER, 0BB, 2K

Last 5: 0-0, 1/1SV, 5.1IP, 1H, 0R, 0ER, 1BB, 6K

vs. LH: .200 (3x15, 0HR)										vs. RH: .167 (3x18, 0HR)									
inherited runners stranded: 8 of 10 (80%)										pitch count (range, avg.): 6-28, 17.9									
1st batter retired: 7 of 8 (88%)										sb-att, pickoffs: 1 of 2, 0									
<ul style="list-style-type: none"><li>- pitched in 2G (2.0IP, 0H, 0R, 0ER, 1BB, 2K) for Cleveland (4/26-5/2)</li><li>- pitched in 6G (7.1IP, 6H, 1R, 1ER, 2BB, 8K) for Columbus (5/4-5/21)</li><li>- pitched in 8G (7.2IP, 10H, 10R, 10ER, 7BB, 6K) for Cleveland (5/22-6/27)</li><li>- sent to Columbus (6/12-6/13) during 2nd stint with Cleveland, but did not pitch</li><li>- all 10ER in 2nd MLB stint came in 2G (5ER 6/6 at Baltimore, 6/18 at Pittsburgh)</li></ul>																			
Career		W-L	ERA	G	GS	SV/O	IP	H	R	ER	BB	K							
vs. Indianapolis		1-0	0.00	2	0	0/0	2.0	0	0	0	2	1							
at Huntington		1-0	2.61	9	0	1/1	10.1	7	3	3	5	11							

## #48 Francisco Perez - LHP

Last Game: 7/4 at Tol; 1.0IP, 1H, 0R, 0ER, 1BB, 2K

Last 5: 1-0, 0/0SV, 4.2IP, 3H, 2R, 2ER, 2BB, 4K

vs. LH: .200 (1x5, 0HR)												vs. RH: .167 (2x12, 0HR)											
inherited runners stranded: 0 of 0 (-)												pitch count (range, avg.): 11-37, 22.3											
1st batter retired: 4 of 4 (100%)												sb-att, pickoffs: 0 of 0, 0											
<ul style="list-style-type: none"><li>- pitched in 11G (27.0IP, 8H, 2R, 2ER, 9BB, 46K) for Akron (5/4-6/18)</li><li>- started season with 6 scoreless appearances (15.0IP, 3H, 6BB, 26K)</li><li>- after 2ER in 3.0IP vs. Erie on 6/1, no runs in next 4G (9.0IP, 2H, 3BB, 14K)</li><li>- had 7G with at least 2.0IP, maxing at 4.0IP (5/26 vs. Binghamton, 6/18 at Bowie)</li><li>- retired at least half of batters faced via K in 5G (had 8K on 5/26 vs. Binghamton)</li></ul>																							
Career		W-L	ERA	G	GS	SV/O	IP	H	R	ER	BB	K											
vs. Indianapolis		0-0	-	0	0	0/0	0.0	0	0	0	0	0											
at Huntington		1-0	6.75	2	0	0/0	2.2	2	2	2	1	2											

## #45 Dalbert Siri - RHP

Last Game: 6/29 at Tol; 1.0IP, 2H, 1R, 1ER, 0BB, 2K

Last 5: 0-0, 0/0SV, 8.0IP, 9H, 7R, 7ER, 2BB, 1





## #13 Gabriel Arias - INF

Series: .261 (6x23), 2RBI at Tol Current: 4 (.333, 5x15)  
Road Trip: .261 (6x23), 2RBI Long: 8 (.400, 12x30; 6/19-6/29)  
Last Game: 7/4 at Tol (SS); 1x3, 2R, 2B, 2BB, SB, K

Highs: H- 3, 3x, 6/27 vs. Stp R- 3, 2x, 6/27 vs. Stp RBI-3, 2x, 6/9 at low

- hit 2-run HR in first Triple-A at bat, 5/4 at Louisville, then went 2x20 with ORBI
- went 3x4 with 3RBI on 5/13 vs. Omaha, boosting avg. from .143 to .240
- reached base in each of first 12G of the season (5/4-5/18, .429OBP)
- hit .147 (10x68) with a .247OBP in 19G after on base streak (5/19-6/10)

Season Splits:		Career	G	AB	AVG	OBP	SLG	HR	RBI
vs LH	.222 (8x36, 1HR)	vs. Indianapolis	6	18	.167	.318	.222	0	1
vs RH	.266 (37x139, 4HR)	at Huntington	22	76	.316	.411	.474	2	9

## #38 Trenton Brooks - OF

Series: .167 (4x24), 3RBI at Tol Current: 1 (.200, 1x5)  
Road Trip: .167 (4x24), 3RBI Long: 5 (.368, 7x19; 6/8-6/12)  
Last Game: 7/4 at Tol (DH); 1x5, 2RBI, 2B, 4K

Highs: H- 3, 6/19 vs. Tol R- 3, 6/19 vs. Tol RBI-5, 6/10 at low

- hit .268/.438/.507 with 4HR and 19RBI in 23G (71AB) for Akron (5/4-6/7)
- ranked 3rd in the EL in OBP (.438) and BB (20) at time of promotion
- hit .391 (9x23) with 3HR (all 3-run) with runners in scoring position
- had 17BB during 12G on base streak from 5/16-5/29 (.547OBP)
- tied career highs with 2HR (3rd time) and 5RBI (3rd time) on 6/10 at Iowa

Season Splits:		Career	G	AB	AVG	OBP	SLG	HR	RBI
vs LH	.182 (4x22, 0HR)	vs. Indianapolis	0	0	-	-	-	0	0
vs RH	.300 (18x60, 4HR)	at Huntington	11	36	.306	.390	.528	2	5

## #7 Alex Call - OF

Series: .217 (5x23), 2HR, 2RBI at Tol Current: 0  
Road Trip: .217 (5x23), 2HR, 2RBI Long: 2 (.444, 4x9; 6/29-6/30)  
Last Game: 7/4 at Tol (CF); 0x3, 2BB

Highs: H- 3, 6/30 at Tol R- 2, 6/30 at Tol RBI-2, 6/30 at Tol

- hit .310/.389/.503 with 5HR and 23RBI in 43G (155AB) for Akron (5/4-6/28)
- scored in each of first 9G of the season (ranked 6th in EL with 34R at call up)
- hit .442 (19x43) over 13G from 5/29-6/15 (2HR game on 6/4 vs. Erie)
- batted .302 (13x43) with RISP and was 2x3 with the bases loaded for Akron
- hit 2HR (both solo) on 6/30 at Toledo (tied career high, 4th time)

Season Splits:		Career	G	AB	AVG	OBP	SLG	HR	RBI
vs LH	.167 (1x6, 0HR)	vs. Indianapolis	0	0	-	-	-	0	0
vs RH	.235 (4x17, 2HR)	at Huntington	0	0	-	-	-	0	0

## #2 Yu Chang - INF

Series: ---- (0x0) Current: 0  
Road Trip: ---- (0x0) Long: 0  
Last Game:

Highs: H- R- RBI-

- hit .176/.211/.287 with 2HR and 14RBI in 49G (108AB) with Cleveland (4/1-7/1)
- had a HR and 3RBI at Baltimore on 6/5; HR and 4RBI vs. Baltimore on 6/17
- played 26G at 1B for Cleveland (first time ever playing 1B in pro career)

Season Splits:		Career	G	AB	AVG	OBP	SLG	HR	RBI
vs LH		vs. Indianapolis	39	156	.256	.326	.391	3	16
vs RH		at Huntington	108	373	.236	.324	.418	17	55

## #8 Gavin Collins - C

Series: .250 (2x8), 2RBI at Tol Current: 1 (.667, 2x3)  
Road Trip: .250 (2x8), 2RBI Long: 2 (.429, 3x7; 5/22-5/25)  
Last Game: 7/4 at Tol (C); 2x3, 2RBI, BB, K

Highs: H- 2, 3x, 7/4 at Tol R- 2, 6/19 vs. Tol RBI-2, 2x, 7/4 at Tol

- was 2x3 with a pair of doubles and an RBI on 5/25 vs. Nashville
- went 2x3 with 2RBI on 7/4 at Toledo (was 3x41 with 3RBI in 16G prior)
- started season 1x17 (5/5-5/21); batting .114 (5x44) since 6/1 (19K)

Season Splits:		Career	G	AB	AVG	OBP	SLG	HR	RBI
vs LH	.333 (4x12, 0HR)	vs. Indianapolis	3	10	.000	.091	.000	0	0
vs RH	.109 (7x64, 0HR)	at Huntington	13	32	.219	.405	.281	0	5

## #1 Andres Gimenez - INF

Series: .158 (3x19) at Tol Current: 0  
Road Trip: .158 (3x19) Long: 8 (.387, 12x31; 6/22-6/30)  
Last Game: 7/3 at Tol (SS); 0x3, SAC, 2K

Highs: H- 3, 2x, 6/23 vs. Stp R- 2, 3x, 6/23 vs. Stp RBI-3, 3x, 6/25 vs. Stp

- hit .179/.226/.308 with 2HR and 5RBI in 29G (78AB) for Cleveland (4/1-5/18)
- did not have any XBH over final 12G (4x29) and was optioned on 5/18
- had 4 consecutive multi-hit games from 5/22-5/26 (8x18, 3 doubles)
- was 2x4 with a double (game-tying, 2-run in 7th), HR and 3RBI on 6/15 vs. Toledo
- HR in six straight from 6/13-6/19 (never had HR in consecutive games before)

Season Splits:		Career	G	AB	AVG	OBP	SLG	HR	RBI
vs LH	.191 (9x47, 1HR)	vs. Indianapolis	6	22	.318	.375	.455	1	2
vs RH	.290 (31x107, 7HR)	at Huntington	18	74	.324	.363	.662	6	19

## # Oscar Gonzalez - OF

Series: ---- (0x0) Current: 0  
Road Trip: ---- (0x0) Long: 0  
Last Game:

Highs: H- R- RBI-

- hit .330/.367/.601 with 13HR and 41RBI in 49G (188AB) for Akron (5/4-7/5)
- ranked 3rd in EL in batting, HR and RBI at time of call up (2nd with .601SLG)
- was 3x4 with a HR and 5RBI (tied career high, third time) on 6/11 at Altoona
- hit safely in 17 straight from 6/12-7/2 (.397, 27x68, 4HR, 15RBI)
- hit streak included 4th 4-hit game of career, 6/19 at Bowie (2B, HR, 4RBI)

Season Splits:		Career	G	AB	AVG	OBP	SLG	HR	RBI
vs LH		vs. Indianapolis	0	0	-	-	-	0	0
vs RH		at Huntington	0	0	-	-	-	0	0

## #10 Nolan Jones - INF

Series: .381 (8x21), 3RBI at Tol Current: 7 (.400, 10x25)  
Road Trip: .381 (8x21), 3RBI Long: 7 (.400, 10x25; 6/27-c)  
Last Game: 7/4 at Tol (3B); 2x4, 2R, BB, K

Highs: H- 3, 6/8 at low R- 3, 6/19 vs. Tol RBI-4, 6/27 vs. Stp

- started year 0x7 (6K) then hit go-ahead, RBI double in 9th at Louisville on 5/5
- did not have first HR until 48th AB of the season (24K, .179SLG prior)
- set career high with 2SB on 6/6 at Indianapolis (15th and 16th SB in career)
- doubled three times on 6/8 at Iowa; has 18 doubles in last 37G (since 5/23)

Season Splits:		Career	G	AB	AVG	OBP	SLG	HR	RBI
vs LH	.250 (11x44, 0HR)	vs. Indianapolis	6	19	.105	.182	.158	0	2
vs RH	.238 (31x130, 4HR)	at Huntington	23	76	.197	.337	.368	2	14

## #12 Tyler Krieger - INF

Series: .100 (1x10) at Tol Current: 1 (.200, 1x5)  
Road Trip: .100 (1x10) Long: 3 (.417, 5x12; 5/7-5/13)  
Last Game: 7/4 at Tol (2B); 1x5, 2K

Highs: H- 2, 3x, 5/26 vs. Nas R- 2, 2x, 6/26 vs. Stp RBI-2, 5/30 vs. Nas

- hit .278/.381/.389 with 0HR and 0RBI in 16 spring games (18AB) for Cleveland
- reassigned to minor league camp on 3/31
- started season 5x12 (5/7-5/13), batting .113 (8x71) since

Season Splits:		Career	G	AB	AVG	OBP	SLG	HR	RBI
vs LH	.100 (2x20, 0HR)	vs. Indianapolis	2	6	.000	.000	.000	0	0
vs RH	.175 (11x63, 1HR)	at Huntington	18	54	.148	.164	.241	1	3

## #36 Ryan Lavarney - C

Series: .286 (2x7), 2RBI at Tol Current: 2 (.286, 2x7)  
Road Trip: .286 (2x7), 2RBI Long: 5, 2x (.438, 7x16; 5/28-6/4)  
Last Game: 7/3 at Tol (C); 1x3, RBI, BB, K

Highs: H- 2, 6x, 6/1 at Ind R- 2, 3x, 6/10 at low RBI-4, 5/14 vs. Oma

- hit go-ahead grand slam in the 8th vs. Omaha on 5/14 (W, 10-7)
- HR in consecutive games 5/16 vs. Omaha (2RBI) and 5/18 at Toledo (3RBI)
- hit .273/.333/.364 with 0HR and 0RBI in 4G (11AB) with Cleveland (6/17-6/23)
- DFA'd on 6/24, outrighted to Columbus on 6/28 and joined team on 6/30

Season Splits:		Career	G	AB	AVG	OBP	SLG	HR	RBI
vs LH	.167 (2x12, 1HR)	vs. Indianapolis	33	119	.269	.358	.437	4	21
vs RH	.274 (23x84, 6HR)	at Huntington	28	101	.248	.310	.554	9	21

## #24 Connor Marabell - OF

Series: .227 (5x22), 2RBI at Tol Current: 0  
Road Trip: .227 (5x22), 2RBI Long: 5 (.526, 10x19; 6/6-6/12)  
Last Game: 7/4 at Tol (LF); 0x4, K

Highs: H- 3, 6/8 at low R- 2, 2x, 6/23 vs. Stp RBI-3, 4x, 6/19 vs. Tol

- went 2x4 with a HR, 2RBI and a steal on 5/23 at Toledo
- had 4 multi-hit games over 5G hitting streak from 6/6-6/12
- went 2x3 with a an RBI (walk-off double) on 6/15 vs. Toledo

Season Splits:		Career	G	AB	AVG	OBP	SLG	HR	RBI
vs LH	.167 (5x30, 0HR)	vs. Indianapolis	13	43	.302	.362	.395	0	3
vs RH	.283 (30x106, 2HR)	at Huntington	49	170	.194	.250	.282	2	21

## #6 Owen Miller - INF

Series: .263 (5x19), 1HR, 4RBI at Tol Current: 0  
Road Trip: .263 (5x19), 1HR, 4RBI Long: 5 (.524, 11x21; 5/13-5/18)  
Last Game: 7/4 at Tol (1B); 0x4, BB, K

Highs: H- 3, 6x, 7/2 at Tol R- 2, 6x, 7/2 at Tol RBI-3, 2x, 7/2 at Tol

- provided decisive runs with go-ahead, 3-run double in 7th on 5/9 at Louisville
- hit .406/.457/.609 with 2HR and 9RBI in 16G (64AB) for Columbus (5/4-5/22)
- had contract purchased by Cleveland on 5/23 (3rd in IL in hitting at the time)
- hit .190/.146/.130 with 0HR and 1RBI in 15G (46AB) for Cleveland (5/23-6/14)
- made ML debut on 5/23 vs. Minnesota (0x5, 3K), first hit on 5/24 at Detroit
- had 23K in 48PA with Cleveland (14K in 70PA in first stint with Columbus)

Season Splits:		Career	G	AB	AVG	OBP	SLG	HR	RBI
vs LH	.333 (9x27, 1HR)	vs. Indianapolis	0	0	-	-	-	0	0
vs RH	.313 (30x96, 3HR)	at Huntington	18	64	.313	.397	.484	2	5



# Situational Hitting, Starting Lineups, Miscellaneous Stats

Tuesday, July 6

PLAYER	As Leadoff				Runners On				Bases Loaded				Scoring Position				7th Inning On					
	AB	AVG	OBP	HR	AB	AVG	HR	RBI	AB	AVG	HR	RBI	AB	AVG	HR	RBI	AB	AVG	OBP	R	HR	RBI
Arias	42	.286	.375	1	73	.233	3	16	3	.333	0	3	43	.163	1	11	53	.208	.283	8	0	3
Brooks	15	.333	.375	0	43	.279	2	14	3	.000	0	2	33	.212	1	12	25	.160	.267	3	0	3
Call	9	.444	.583	2	9	.000	0	0	-	-	-	-	5	.000	0	0	6	.333	.556	2	1	1
Chang	-	-	-	-	-	-	-	-	-	-	-	-	-	-	-	-	-	-	-	-	-	-
Collins	16	.125	.263	0	39	.179	0	7	1	.000	0	1	30	.200	0	6	33	.091	.189	4	0	2
Gimenez	39	.179	.200	0	57	.246	3	18	4	.500	0	4	29	.276	2	15	44	.273	.333	5	3	10
Gonzalez	-	-	-	-	-	-	-	-	-	-	-	-	-	-	-	-	-	-	-	-	-	-
Jones	41	.244	.340	1	82	.244	2	22	5	.400	0	5	44	.227	2	20	51	.314	.462	12	1	4
Krieger	16	.125	.222	0	38	.105	1	3	4	.000	0	0	26	.077	0	1	33	.061	.114	2	0	0
Lavarney	14	.286	.375	2	53	.245	4	19	7	.286	1	5	43	.256	4	19	36	.306	.359	6	4	12
Marabell	32	.219	.286	0	70	.343	2	24	6	.167	0	6	44	.341	2	24	52	.308	.368	7	1	8
Miller	23	.348	.500	0	50	.280	1	12	4	.250	0	3	32	.188	1	10	38	.237	.293	4	2	9
Team Total	418	.244	.320	13	783	.236	25	201	53	.245	1	45	485	.225	19	180	558	.233	.322	77	17	72

Starts by Position											Starts by Batting Order								
PLAYER	C	1B	2B	3B	SS	LF	CF	RF	DH		1st	2nd	3rd	4th	5th	6th	7th	8th	9th
Arias			8	11	26				4			1	3		30	4	11		
Brooks		20							2							3	10	9	
Call					1		4	1			5					1			
Chang																			
Collins	22																1	16	5
Gimenez			12		22				4		1	35	2						
Gonzalez																			
Jones		1		32				13	5		1			1	5	32	12		
Krieger			13						6							1	6	4	8
Lavarney	22								4						1		9	15	1
Marabell		5				25		4	5									5	34
Miller		4	14	5	4	1			4			17	2	12	1				

Home Runs							Multi-Hit Games						Multi-RBI Games					
PLAYER	1R	2R	3R	GS	Last	Record	2H	3H	4H	5+H	Total		2BI	3BI	4BI	5+BI	Total	
Arias	2	2	1		6/26 vs. St. Paul (2)	4-1	6	3			9		2	2				4
* Brooks	2	2			6/22 vs. St. Paul (s)	2-1	6	1			7		3			1		4
* Call	2				6/30 at Toledo (s)	0-1		1			1		1					1
Chang											0							0
Collins							3				3		2					2
Gimenez	5	2	1		6/22 vs. St. Paul (s)	6-2	10	2			12		3	3				6
Gonzalez											0							0
Jones	2		2		6/27 vs. St. Paul (3)	3-1	8	1			9		3	1	1			5
Krieger		1			5/30 vs. Nashville (2)	0-1	3				3		1					1
Lavarney	3	1	2	1	6/1 at Indianapolis (s)	4-3	6				6		1	2	1			4
Marabell		1	1		6/12 at Iowa (3)	1-1	8	1			9		3	4				7
Miller	3		1		7/2 at Toledo (3)	3-1	6	6			12		1	2				3
Team Total	37	12	12	1	Miller, 7/2 at Tol	18-14	87	20	0	0	107		34	17	4	1		56

\*- # of 2HR games

Current Streaks										Errorless			
Hitting					On Base					Errorless			
PLAYER	Games	Started	Games	Started	Games	Started	Games	Started	Games	Last Error	Games	Started	Games
Arias	4 (.333, 5x15)	7/1 at Tol	4 (.412OBP)	7/1 at Tol	3	6/30 at Tol							
Brooks	1 (.200, 1x5)	7/4 at Tol	1 (.200OBP)	7/4 at Tol	4	6/29 at Tol							
Call	0	-	2 (.400OBP)	7/3 at Tol	6	None							
Chang	0	-	0	-	0	-							
Collins	1 (.667, 2x3)	7/4 at Tol	1 (.750OBP)	7/4 at Tol	20	5/22 at Tol							
Gimenez	0	-	0	-	5	6/27 vs. Stp							
Gonzalez	0	-	0	-	0	-							
Jones	7 (.400, 10x25)	6/27 vs. Stp	7 (.483OBP)	6/27 vs. Stp	9	6/23 vs. Stp							
Krieger	1 (.200, 1x5)	7/4 at Tol	1 (.200OBP)	7/4 at Tol	11	6/4 at Ind							
Lavarney	2 (.286, 2x7)	7/1 at Tol	2 (.375OBP)	7/1 at Tol	23	None							
Marabell	0	-	0	-	31	5/20 at Tol							
Miller	0	-	1 (.200OBP)	7/4 at Tol	2	7/2 at Tol							

Season High Streaks			
Hitting			
Gimenez	8	6/22-6/30	
Arias	8	6/19-6/29	
Jones	7	6/27-	
On Base			
Jones	15	5/13-5/30	
Mercado	14	5/26-6/10	
Zimmer	13	5/12-	
Errorless			
Johnson	45	5/4-	
Mercado	33	5/4-6/14	
Marabell	31	5/23-	

Base Stealing										
PLAYER	2B	Att	3B	Att	H	Att	%	R	PO	
Arias	1	2					50%	0	1	
Brooks	1	1					100%	0	0	
Call							-			
Chang							-			
Collins	0	1					0%	0	0	
Gimenez	4	6					67%	1	0	
Gonzalez							-			
Jones	3	3	2	2			100%	2	1	
Krieger		0	1				0%	0	0	
Lavarney							-			
Marabell	2	5					40%	0	0	
Miller							-			
Team Total	33	44	2	3			74%	12	6	



## Highs and Lows, Record Breakdown

Tuesday, July 6

### Clippers Individual Batting

Most hits, game:	3, 20x, Miller, 7/2 at Toledo
Most runs, game:	3, 5x, Arias, 6/27 vs. St. Paul
Most doubles, game:	3, Jones, 6/8 at Iowa
Most triples, game:	1, 7x, Gimenez & Jones, 6/29 at Toledo
Most home runs, game:	2, 3x, Call, 6/30 at Toledo
Most RBI, game:	5, Brooks, 6/10 at Iowa
Most stolen bases, game:	2, 2x, Mercado, 6/12 at Iowa
Most walks, game:	3, 4x, Collins, 6/19 vs. Toledo
Most total bases, game:	9, 2x, Call, 6/30 at Toledo
Longest hitting streak:	8, 2x, Gimenez, 6/22-6/30
Longest on base streak:	15, Jones, 5/13-5/30

### Clippers Team Batting

Most runs, game:	12, 6/19 vs. Toledo
Most runs, inning:	9, 5/28 vs. Nashville
Most hits, game:	14, 2x, 6/27 vs. St. Paul
Most hits, inning:	6, 2x, 6/9 at Iowa
Most doubles, game:	6, 6/8 at Iowa
Most triples, game:	2, 6/29 at Toledo
Most home runs, game:	5, 5/14 vs. Omaha
Most extra base hits, game:	7, 2x, 6/19 vs. Toledo
Most total bases, game:	28, 5/14 vs. Omaha
Most stolen bases, game:	3, 6/6 at Indianapolis
Most walks, game:	9, 6/19 vs. Toledo
Most strikeouts, game:	15, 2x, 7/3 at Toledo
Most runners LOB, game:	12, 3x, 7/4 at Toledo
Fewest hits, game:	3, 5/6 at Louisville

### Clippers Individual Pitching

Most innings pitched, starter:	7.0, 4x, McCarty, 7/2 at Toledo
Fewest innings pitched, starter:	1.1, 4x, Moss, 5/30 vs. Nashville
Most innings pitched, reliever:	4.2, 2x, Herget, 7/3 at Toledo
Most strikeouts, starter:	7, 5x, McKenzie, 7/4 at Toledo
Most strikeouts, reliever:	7, Herget, 7/3 at Toledo
Longest winning streak:	5, McCarty, 5/4-6/9
Longest losing streak:	3, Moss, 5/20-
Most consecutive scoreless IP, starter:	10.0, McCarty, 5/4-5/16
Most consecutive scoreless IP, reliever:	11.0, Parker, 5/4-
Most runs allowed:	8, 3x, Herget, 6/16 vs. Toledo
Most hits allowed:	11, Allen, 5/19 at Toledo
Most walks allowed:	4, 8x, Dowdy, 6/30 at Toledo
Most home runs allowed, game:	4, 2x, Herget, 6/16 vs. Toledo

### Clippers Team Pitching

Most strikeouts, game:	14, 4x, 7/4 at Toledo
Most walks, game:	10, 2x, 5/27 vs. Nashville
Fewest walks, game:	0, 5/11 vs. Omaha
Most runs allowed, game:	14, 6/16 vs. Toledo
Most runs allowed, inning:	9, 5/23 at Toledo
Most hits allowed, game:	15, 6/10 at Iowa
Most hits allowed, inning:	6, 2x, 5/23 at Toledo
Fewest hits allowed, game:	1, 6/24 vs. St. Paul
Most home runs allowed, game:	6, 5/28 vs. Nashville

### Miscellaneous

Longest winning streak:	4, 6/6-6/10
Longest losing streak:	8, 5/23-6/1
Longest game, time:	3:40, 5/8 at Louisville
Longest game, innings:	10, 6/26 vs. St. Paul
Shortest game, time (9 inn.):	2:20, 6/24 vs. St. Paul
Shortest game, time (7 inn.):	2:12, 6/4 at Indianapolis (g2)
Largest home crowd:	9,364, 6/26 vs. St. Paul
Smallest home crowd:	2,117, 5/12 vs. Omaha
Largest winning margin:	10, 5/7 at Louisville
Largest losing margin:	11, 5/27 vs. Nashville
Largest comeback:	4, 5/14 vs. Omaha
Largest lead lost:	4, 2x, 5/23 at Toledo
Most double plays turned:	5, 5/15 vs. Omaha
Most double plays hit into:	3, 5/14 vs. Omaha
Most errors:	3, 5/28 vs. Nashville

	<u>Leading</u>	<u>Tied</u>	<u>Trailing</u>
After 6 innings:	19 - 3	3 - 7	2 - 19
After 7 innings:	20 - 2	3 - 4	1 - 23
After 8 innings:	21 - 2	3 - 2	0 - 23

1-run games:	4 - 5	3-run games:	7 - 2
2-run games:	5 - 6	Extra Innings:	0 - 1

Day games: 3 - 6 Night games: 21 - 23 DH: 0 - 2

Clippers score first:	15 - 10	Out-hitting opponents:	17 - 6
Opponent scores first:	9 - 19	Hits even:	2 - 1
Shutouts:	3 - 3	Out-hit by opponents:	5 - 22

Score at least 4 runs:	20 - 9	Commit an error:	10 - 18
Score less than 4 runs:	4 - 20	Commit no errors:	14 - 11

Last at bat wins:	4	Come from behind wins:	10
Walkoff record:	1 - 2	Losses after leading:	13

	<u>Series W-L-T</u>	<u>Series Sweeps</u>
Home	2 - 2 - 0	0 - 1
Road	2 - 3 - 0	0 - 0
Overall	4 - 5 - 0	0 - 1

### Record by Day

<u>Day</u>	<u>Home</u>	<u>Road</u>	<u>Total</u>
Sunday	1 - 3	2 - 2	3 - 5
Monday	0 - 0	0 - 0	0 - 0
Tuesday	2 - 2	3 - 2	5 - 4
Wednesday	1 - 3	2 - 2	3 - 5
Thursday	2 - 2	2 - 3	4 - 5
Friday	3 - 1	2 - 4	5 - 5
Saturday	1 - 3	3 - 2	4 - 5

### Record by Month




<u>Month</u>	<u>Home</u>	<u>Road</u>	<u>Total</u>
April	0 - 0	0 - 0	0 - 0
May	2 - 10	6 - 5	8 - 15
June	8 - 4	7 - 7	15 - 11
July	0 - 0	1 - 3	1 - 3
August	0 - 0	0 - 0	0 - 0
September	0 - 0	0 - 0	0 - 0
<b>Total</b>	<b>10 - 14</b>	<b>14 - 15</b>	<b>24 - 29</b>

### Clippers vs. the International League

<u>West</u>	<u>Home</u>	<u>Road</u>	<u>Total</u>
Indianapolis	0 - 0	2 - 4	2 - 4
Iowa	0 - 0	5 - 1	5 - 1
Louisville	0 - 0	4 - 1	4 - 1
Omaha	2 - 4	0 - 0	2 - 4
St. Paul	4 - 2	0 - 0	4 - 2
Toledo	4 - 2	3 - 9	7 - 11
<b>Total</b>	<b>10 - 8</b>	<b>14 - 15</b>	<b>24 - 23</b>

<u>South</u>	<u>Home</u>	<u>Road</u>	<u>Total</u>
Charlotte	0 - 0	0 - 0	0 - 0
Durham	0 - 0	0 - 0	0 - 0
Gwinnett	0 - 0	0 - 0	0 - 0
Jacksonville	0 - 0	0 - 0	0 - 0
Memphis	0 - 0	0 - 0	0 - 0
Nashville	0 - 6	0 - 0	0 - 6
Norfolk	0 - 0	0 - 0	0 - 0
<b>Total</b>	<b>0 - 6</b>	<b>0 - 0</b>	<b>0 - 6</b>

<u>Runs by Inn.</u>	<u>1</u>	<u>2</u>	<u>3</u>	<u>4</u>	<u>5</u>	<u>6</u>	<u>7</u>	<u>8</u>	<u>9</u>	<u>10+</u>	<u>Total</u>
Clippers	22	40	29	29	34	18	34	26	16	1	249
Opponents	24	32	39	50	26	46	29	20	16	3	285

	 <u>Opp</u>	 <u>Opp</u>	 <u>Opp</u>		
0-run inn.:	340 318	3-run inn.:	16 22	6-run inn.:	3 1
1-run inn.:	66 61	4-run inn.:	9 9	7-run inn.:	1 1
2-run inn.:	25 45	5-run inn.:	3 2	8+ run inn.:	1 1



# 2021 Day by Day

Tuesday, July 6

Date	Opp	Result	Time Delay	Rec.	Pos.	GA/B	Att.
5/4	Lou	W, 6-3	3:01	1-0	T1st	-	2,808
5/5	Lou	W, 2-1	3:01	2-0	T1st	-	1,778
5/6	Lou	L, 9-0	2:40 :50	2-1	T2nd	-0.5	1,841
5/7	Lou	W, 10-0	3:16	3-1	T1st	-	2,428
5/8	Lou	W, 6-3	3:40	4-1	1st	+0.5	2,582
5/9	Lou	Cancelled, Rain					
5/10	OFF DAY						
5/11	Oma	W, 2-0	2:25	5-1	1st	+1.0	2,512
5/12	Oma	L, 5-4	3:23	5-2	1st	+0.5	2,117
5/13	Oma	L, 8-6	3:38	5-3	2nd	-0.5	2,512
5/14	Oma	W, 10-7	3:10	6-3	1st	+0.5	3,714
5/15	Oma	L, 4-2	3:09	6-4	2nd	-0.5	4,066
5/16	Oma	L, 8-3	3:04	6-5	3rd	-1.5	3,747
5/17	OFF DAY						
5/18	Tol	W, 6-1	2:58	7-5	3rd	-1.0	2,493
5/19	Tol	L, 8-2	2:41	7-6	4th	-1.5	2,157
5/20	Tol	L, 9-5	3:03	7-7	4th	-2.0	2,519
5/21	Tol	L, 3-2	2:45	7-8	4th	-3.0	3,434
5/22	Tol	W, 5-3	2:35	8-8	4th	-3.0	4,221
5/23	Tol	L, 12-5	3:03	8-9	4th	-3.0	3,509
5/24	OFF DAY						
5/25	Nas	L, 8-2	2:52	8-10	T4th	-3.0	2,842
5/26	Nas	L, 6-5	2:54	8-11	6th	-4.0	3,051
5/27	Nas	L, 11-0	3:11	8-12	6th	-5.0	3,553
5/28	Nas	L, 13-9	3:19	8-13	6th	-6.0	3,406
5/29	Nas	L, 8-3	3:14	8-14	6th	-7.0	3,817
5/30	Nas	L, 9-3	3:18	8-15	6th	-8.0	4,537
5/31	OFF DAY						
6/1	Ind	L, 5-3	2:53	8-16	6th	-9.0	2,604
6/2	Ind	PPD., Rescheduled as a DH on 6/4					
6/3	Ind	W, 3-2	2:43	9-16	T6th	-8.5	2,794
6/4	Ind	L, 10-3 (7)	2:26	9-17	T6th	-9.0	-
6/4	Ind	L, 5-2 (7)	2:12	9-18	T6th	-10.0	5,207
6/5	Ind	L, 3-2	2:39	9-19	7th	-11.0	4,723
6/6	Ind	W, 4-1 (8)	2:50 :42	10-19	7th	-11.0	4,292
6/7	OFF DAY						
6/8	low	W, 8-5	3:08	11-19	6th	-10.0	4,086
6/9	low	W, 8-4	2:55	12-19	T5th	-10.0	4,020
6/10	low	W, 9-7	3:21	13-19	5th	-10.0	3,838
6/11	low	L, 9-2	3:10	13-20	5th	-11.0	8,220
6/12	low	W, 7-1	2:55	14-20	5th	-10.0	6,960
6/13	low	W, 6-3	3:03	15-20	5th	-10.0	5,624
6/14	OFF DAY						
6/15	Tol	W, 5-4	2:45	16-20	5th	-10.0	9,282
6/16	Tol	L, 14-10	3:36	16-21	5th	-10.0	5,774
6/17	Tol	W, 8-2	3:12	17-21	5th	-10.0	6,047
6/18	Tol	W, 7-5	3:02	18-21	4th	-10.0	5,517
6/19	Tol	W, 12-4	3:20	19-21	4th	-9.0	9,098
6/20	Tol	L, 8-0	2:56	19-22	T4th	-10.0	9,282
6/21	OFF DAY						
6/22	Stp	L, 8-3	2:56	19-23	5th	-10.5	8,696
6/23	Stp	W, 7-6	3:12	20-23	T4th	-10.0	6,461
6/24	Stp	W, 3-0	2:20	21-23	4th	-10.0	5,520
6/25	Stp	W, 7-2	2:36	22-23	4th	-9.0	6,745
6/26	Stp	L, 6-4 (10)	3:09	22-24	4th	-10.0	9,364
6/27	Stp	W, 8-6	2:49	23-24	4th	-9.0	5,385
6/28	OFF DAY						
6/29	Tol	L, 7-3	3:03	23-25	4th	-9.0	3,718
6/30	Tol	L, 5-2	3:09	23-26	T4th	-9.0	3,306
7/1	Tol	L, 4-2	2:32	23-27	T4th	-10.0	3,510
7/2	Tol	W, 7-1	2:50	24-27	T4th	-9.0	9,001
7/3	Tol	L, 4-2	2:50	24-28	5th	-9.0	6,275
7/4	Tol	L, 5-4	2:59	24-29	5th	-10.0	6,430
7/5	OFF DAY						
7/6	Ind	7:05					
7/7	Ind	7:05					
7/8	Ind	7:05					
7/9	Ind	7:05					
7/10	Ind	7:05					
7/11	Ind	2:05					

Date	Opp	Result	Time Delay	Rec.	Pos.	GA/B	Att.
7/12	OFF DAY						
7/13	Stp	8:05					
7/14	Stp	8:05					
7/15	Stp	8:05					
7/16	Stp	8:05					
7/17	Stp	8:05					
7/18	Stp	3:05					
7/19	OFF DAY						
7/20	low	7:05					
7/21	low	7:05					
7/22	low	12:05					
7/23	low	7:05					
7/24	low	7:05					
7/25	low	4:05					
7/26	OFF DAY						
7/27	Nas	8:05					
7/28	Nas	8:05					
7/29	Nas	8:05					
7/30	Nas	8:05					
7/31	Nas	8:05					
8/1	Nas	7:15					
8/2	OFF DAY						
8/3	Oma	7:05					
8/4	Oma	7:05					
8/5	Oma	7:05					
8/6	Oma	7:05					
8/7	Oma	7:05					
8/8	Oma	4:05					
8/9	OFF DAY						
8/10	Tol	7:05					
8/11	Tol	12:05					
8/12	Tol	7:05					
8/13	Tol	7:05					
8/14	Tol	7:05					
8/15	Tol	4:05					
8/16	OFF DAY						
8/17	Oma	8:05					
8/18	Oma	8:05					
8/19	Oma	8:05					
8/20	Oma	8:05					
8/21	Oma	8:05					
8/22	Oma	6:05					
8/23	OFF DAY						
8/24	Mem	8:10					
8/25	Mem	8:10					
8/26	Mem	8:10					
8/27	Mem	8:10					
8/28	Mem	7:35					
8/29	Mem	3:05					
8/30	OFF DAY						
8/31	Stp	6:15					
9/1	Stp	6:15					
9/2	Stp	12:05					
9/3	Stp	7:05					
9/4	Stp	7:05					
9/5	Stp	4:05					
9/6	OFF DAY						
9/7	Gwn	6:15					
9/8	Gwn	6:15					
9/9	Gwn	6:15					
9/10	Gwn	7:05					
9/11	Gwn	7:05					
9/12	Gwn	4:05					
9/13	OFF DAY						
9/14	Tol	6:35					
9/15	Tol	6:35					
9/16	Tol	6:35					
9/17	Tol	7:05					
9/18	Tol	7:05					
9/19	Tol	2:05					





## Transactions

Tuesday, July 6

#	Transaction	#	Transaction	#	Transaction
1	5/5- OF Ben Gamel to waivers (dfa) [27]				
2	5/5- C Rene Rivera to CLE (pur) [26]				
3	5/6- C Angel Lopez Alvarez from LYN [27]				
4	5/7- RHP Justin Garza from AKR [28]				
5	5/15- RHP Matt Koch from AZL [29]				
6	5/18- RHP Jean Carlos Mejia to CLE (rec) [28]				
7	5/21- INF Andres Gimenez from CLE (opt) [29]				
8	5/22- LHP Kyle Nelson to CLE (rec) [28]				
9	5/23- INF Owen Miller to CLE (pur) [27]				
10	5/23- LHP Zach Draper from AZL [28]				
11	5/23- RHP Jordan Stephens from AZL [29]				
12	5/24- RHP Triston McKenzie from CLE (opt) [30]				
13	5/25- RHP Kevin Herget signed [31]				
14	5/25- LHP Tanner Tully from AKR [32]				
15	5/26- RHP Triston McKenzie to CLE (rec) [31]				
16	5/27- OF Bradley Zimmer to CLE (rec) [30]				
17	5/27- LHP Anthony Gose to the TI List [29]				
18	5/28- RHP DJ Johnson to the TI List [28]				
19	5/28- RHP Eli Morgan to CLE (rec) [27]				
20	5/29- RHP Nathan Ocker from LC [28]				
21	5/30- INF Ernie Clement to CLE (rec) [27]				
22	5/30- RHP Nathan Ocker to LC [26]				
23	5/30- RHP Heath Fillmyer signed [27]				
24	5/30- RHP Triston McKenzie from CLE (opt) [28]				
25	5/31- INF Ernie Clement from CLE (opt) [29]				
26	5/31- RHP Triston McKenzie to CLE (rec) [28]				
27	6/1- RHP Triston McKenzie from CLE (opt) [29]				
28	6/5- INF Bobby Bradley to CLE (rec) [28]				
29	6/5- RHP Blake Parker to CLE (pur) [27]				
30	6/7- RHP Eli Morgan from CLE (opt) [28]				
31	6/8- RHP Manuel Alvarez to AKR [27]				
32	6/8- LHP Tanner Tully to AKR [26]				
33	6/8- OF Trenton Brooks from AKR [27]				
34	6/10- LHP Zach Draper to AKR [26]				
35	6/10- LHP Anthony Gose from the TI List [27]				
36	6/10- RHP DJ Johnson from the TI List [28]				
37	6/11- OF Jordan Luplow from CLE (mlr) [28+1]				
38	6/12- RHP Triston McKenzie to CLE (rec) [27+1]				
39	6/12- LHP Kyle Nelson from CLE (opt) [28+1]				
40	6/13- RHP Triston McKenzie from CLE (opt) [29+1]				
41	6/13- INF Ernie Clement to CLE (rec) [28+1]				
42	6/14- LHP Kyle Nelson to CLE (rec) [27+1]				
43	6/14- OF Jordan Luplow to CLE (mlr) [27]				
44	6/15- RHP Eli Morgan to CLE (rec) [26]				
45	6/15- INF Owen Miller from CLE (opt) [27]				
46	6/16- LHP Ben Krauth from AZL [28]				
47	6/17- C Ryan Lavanway to CLE (pur) [27]				
48	6/19- LHP Francisco Perez from AKR [28]				
49	6/20- C Gianpaul Gonzalez from LC [29]				
50	6/22- OF Franmil Reyes from CLE (mlr) [29+1]				
51	6/23- C Roberto Perez from CLE (mlr) [29+2]				
52	6/23- C Angel Lopez Alvarez to AKR [28+2]				
53	6/23- C Mike Rivera from AKR [29+2]				
54	6/24- RHP Justin Garza to CLE (pur) [28+2]				
55	6/25- RHP Cam Hill from AKR (mlr) [28+3]				
56	6/28- C Roberto Perez to AKR (mlr) [28+2]				
57	6/28- OF Franmil Reyes to AKR (mlr) [28+1]				
58	6/28- LHP Logan Allen to CLE (rec) [27+1]				
59	6/28- OF Oscar Mercado to CLE (rec) [26+1]				
60	6/29- OF Alex Call from AKR [27+1]				
61	6/29- RHP Brad Peacock signed [28+1]				
62	6/29- LHP Kyle Nelson from CLE (opt) [29+1]				
63	6/30- INF Owen Miller to CLE (rec) [28+1]				
64	6/30- C Ryan Lavanway from CLE (out) [29+1]				
65	6/30- RHP Zack Godley signed [30+1]				
66	7/1- INF Owen Miller from CLE (opt) [31+1]				
67	7/1- C Mike Rivera to AKR [30+1]				
68	7/2- C Roberto Perez from AKR (mlr) [30+2]				
69	7/3- C Roberto Perez to CLE (mlr) [30+1]				
70	7/5- INF Yu Chang from CLE (opt) [31+1]				
71	7/6- OF Oscar Gonzalez from AKR [32+1]				
72	7/6- C Wilson Ramos signed [33+1]				