



**SOD  
POODLES  
BASEBALL  
CLUB**

# NEWS & NOTES

**HODGETOWN**

**715 S. BUCHANAN ST**

**AMARILLO, TEXAS 79101**

**806-803-7762**

**TWITTER: @SODPOODLES**

Sod Poodles PR Department: Director, Cory Hilborne - CoryH@SodPoodles.com, 806-803-9614

**Corpus Christi Hooks (49-48, 16-12)  
LHP Colton Gordon (4-5, 3.30 ERA)**

**VS.**

**Amarillo Sod Poodles (52-45, 18-10)  
RHP Jamison Hill (5-5, 4.55 ERA)**

Wednesday, August 2, 2023 • 7:05 PM CT • HODGETOWN • Radio: KVWE-102.9 FM • Game 98 • Home Game 47

## UPCOMING GAMES

DAY	DATE	OPPONENT	PROBABLE PITCHERS	TIME (CT)	RADIO
Thurs	Aug 3	vs CC	RHP Rhett Kouba (7-4, 3.49 ERA) vs. LHP Yu-Min Lin (2-0, 3.00 ERA)	7:05 PM	KVWE-102.9 FM
Fri	Aug 4	vs CC	RHP Ryan Gusto (2-1, 3.42 ERA) vs. TBA	7:05 PM	KVWE-102.9 FM
Sat	Aug 5	vs CC	RHP Aaron Brown (4-1, 4.07 ERA) vs. TBA	7:05 PM	KVWE-102.9 FM

## SEASON RESULTS

Date	Site	Result
4/11	vs CC	L, 5-4
4/12	vs CC	W, 13-2
4/13	vs CC	W, 5-2
4/14	vs CC	L, 13-10
4/15	vs CC	W, 5-3
4/16	vs CC	L, 1-5
5/2	@	L, 3-1
5/3	@	W, 3-0
5/4	@	L, 6-1
5/5	@	W, 12-8
5/6	@	L, 12-7
5/7	@	L, 5-4
6/20	@	L, 12-6
6/21	@	L, 5-4
6/22	@	W, 7-5
6/23	@	L, 10-9
6/24	@	W, 5-3
6/25	@	W, 5-3
8/1	vs CC	W, 7-5
8/2	vs CC	

## CORPUS SERIES CAPSULE

2023 at Home: 4-3  
2023 on Road: 5-7  
All-Time at Home: 24-17  
All-Time on Road: 26-30  
All-Time Totals: 50-47

## STREAKS

Last 5 Games: 3-2  
Last 10 Games: 6-4  
Longest 2023 Winning Streak: 7  
Longest 2023 Losing Streak: 4 (2x)  
All-Time W/L: 250-240

## LEAGUE STANDINGS

### TEXAS LEAGUE 2ND HALF

North (W-L-PCT-GB)		
ARKANSAS	15-12	.586
SPRINGFIELD	15-13	.536
NW ARKANSAS	14-13	.519
WICHITA	12-16	.429
TULSA	9-19	.321

South (W-L-PCT-GB)		
AMARILLO	18-10	.643
CORPUS CHRISTI	16-12	.571
FRISCO	15-13	.536
MIDLAND	14-14	.500
SAN ANTONIO	11-17	.393

### OVERALL

North (W-L-PCT-GB)		
*ARKANSAS	60-36	.625
TULSA	50-47	.515
SPRINGFIELD	49-48	.505
NW ARKANSAS	43-53	.448
WICHITA	40-56	.417

South (W-L-PCT-GB)		
AMARILLO	52-45	.536
CORPUS CHRISTI	49-48	.505
*SAN ANTONIO	48-49	.495
FRISCO	46-50	.479
MIDLAND	46-51	.474

\* Clinched 1st half

## TEAM LEADERS

AVERAGE: 265 - Vukovich  
HITS: 85 - Vukovich  
2B: 19 - Lawlar  
TRIPLES: 7 - Roberts  
HOME RUNS: 18 - Vukovich  
RBI: 69 - Vukovich  
OPS: .898 - Roberts  
STOLEN BASES: 28 - Lawlar  
SO (P): 117 - Albright  
SAVES: 7 - Backhus  
ERA: 4.22 - Backhus  
WINS: 7 - Albright

## ATTENDANCE

Last: 4,536  
Total: 237,874  
Average: 5,532  
No. of Sellouts: 19

**HILLYES:** RHP Jamison Hill will get the start on the bump for the Sod Poodles. In three games this season against the Hooks, Hill has gone 1-0 with a 1.32 ERA over 13.2 IP. He has surrendered just eight hits and two earned runs including a home run. His last appearance against the Hooks came on June 24th when he went seven innings and allowed just three hits and the solo home run. It was one of just three career starts going seven innings.

In the other dugout will be LHP Colton Gordon who has been equally as impressive against Amarillo. In his three career appearances, Gordon holds a 1-1 record with a 1.69 ERA and has 21 strikeouts to just seven walks. Before Albright overtook him last night, Gordon was the Texas League leader in strikeouts with 116 this season.

**SIR, THIS IS A WENDYS:** Caleb Roberts began the night 4-for-4 with a chance for the cycle as he stepped to the plate for his last at-bat of the game. He singled to start the bottom of the first inning and then tripled his next trip to the plate. He added another single in the fifth before a double in the sixth. A strikeout ended his chance for the cycle during his last at-bat in the bottom of the eighth. His four-hit night still set a new career-high for a single game in his 220-game professional career. It is just the fourth three-hit game this year by an Amarillo player and the first since Seth Beer went 4-for-4 on June 8th on the road in Midland. Roberts' seventh triple of the year currently leads the league and he is now one away from tying the franchise record for most triples in a single season which is held by a pair of current big-leaguers in Corbin Carroll and Alek Thomas.

**10/10, NO NOTES:** Roberts wasn't the only one to set a new career-high for Amarillo on Tuesday night. Amarillo starter Luke Albright struck out 10 in his five innings of work to set a new single-game best. The D-backs' minor league leader in strikeouts on the year now also sits atop the Texas League leaderboard with 117 punchouts on the year. His 10 strikeouts set a new bar for the most in a game by any Amarillo pitcher this year, after having previously had eight be the most any Sod Poodles pitcher had totaled through the first 96 games of the season. Albright's 10 strikeouts were the most by a Sod Poodle since Brandon Pfaadt struck out 11 on July 24, 2022, on the road against Midland. It is just the 15th time in Sod Poodles' history a pitcher has racked up a double-digit strikeout performance. Albright improved to 7-4 on the season after earning the win and also ranks top 10 in the Texas League this year in wins (T-3rd), IP (3rd, 94.0), BAA (.259, 9th), and WPCT (.636, 2nd). His 20 starts are the most by a Texas League pitcher this year.

**HERE'S MY NUMBER, SO CALL HIM NEYFY:** Neyfy Castillo launched his 11th home run of the year with a solo home run in the bottom of the second inning. Over his last 18 games since the start of July, Castillo is hitting .318 (21-for-66) with six home runs, three doubles, 16 RBI, and has scored 13 times. His OPS over the last 18 games is now at 1.011, which is good for the sixth-highest in the Texas League among qualified players. His six home runs are tied for the second-most since July along with fellow teammates Ivan Melendez, Caleb Roberts, and A.J. Vukovich. Over the stretch, he has raised his season AVG by .30, after entering July hitting .218.

**NO TROUBLE WITH A DOUBLE:** Tim Tawa put Amarillo in front and provided the game-winning RBIs with his bases-clearing double in the bottom of the fifth. It was Tawa's 12th double of the year and gave him RBIs 53-55 on the year, second-most on the club this year. His three-RBI night was the 12th multi-RBI game this year, tied for the second-most on the team along with Caleb Roberts. A.J. Vukovich currently leads all Amarillo players with 15 multi-RBI games as he leads the team in the category with his 69 RBI on the season. Now sitting at 55 RBI on the year, Tawa has set a new single-season career-high, surpassing the 53 he had a season ago between High-A Hillsboro and Amarillo. His 12 doubles are also just three away from tying his single-season best of 15 which he also set during the 2022 season.

**WILL IT SAVE:** Will Mabrey collected his second Double-A save and his fourth overall this year. Mabrey pitched the final inning on Tuesday night and allowed a run off a solo home run. Through his first 33 pro games, Mabrey holds a 3.12 ERA over 49.0 innings in relief. Of his 33 games, the left-hander out of the University of Tennessee has only allowed more than one run in a game four times and has posted 20 scoreless appearances.

## SOD POODLES BREAKDOWN

At Home: 26-20  
On the Road: 26-25  
Day Games: 7-6  
Night Games: 44-39  
vs. RHP: 42-38  
vs. LHP: 10-7  
First Half: 34-35  
Second Half: 18-10  
April: 11-10  
May: 10-16  
June: 15-10  
July: 15-9  
August: 1-0  
September: 0-0  
Monday: 2-0  
Tuesday: 6-9  
Wednesday: 10-5  
Thursday: 6-9  
Friday: 4-11  
Saturday: 14-4  
Sunday: 10-7

Scoring First: 27-18  
Opponent Scoring First: 25-27  
Extra Innings: 2-3  
Doubleheaders: 6-2  
Commit An Error: 29-27  
Commit No Errors: 23-18  
Walk-Off Wins: 2  
Walk-Off Losses: 3

vs. North 1st Half: 7-5  
vs. South 1st Half: 27-30  
vs. North 2nd Half: 12-6  
vs. South 2nd Half: 6-4

Scoring 4+ Runs: 44-29  
Opp. Scoring 4+ Runs: 22-43  
Scoring 3 Or Fewer Runs: 8-16  
Opp. Scoring 3 Or Fewer Runs: 30-2  
Out-Hit Opponent/Tie: 43-15  
Out-Hit By Opponent: 9-30  
Lead After 6: 39-9  
Trail After 6: 7-34  
Tied After 6: 6-2  
Lead After 7: 45-5  
Trail After 7: 3-37  
Tied After 7: 3-3  
Lead After 8: 43-2  
Trail After 8: 1-40  
Tied After 8: 2-3

## Series (W-L-T): 6-5-6

Game 1: 7-11  
Game 2: 12-4  
Game 3: 7-10  
Game 4: 6-9  
Game 5: 12-3  
Game 6: 8-7  
Series Sweeps: 1  
Series Been Swept: 0

# STARTING PITCHER



## #16 JAMISON HILL - RHP

HEIGHT: 6'1"

WEIGHT: 180

B/T: R/R

AGE: 23 (3/28/1999 in San Diego, CA)

19 G (18 GS)

5-5

77/57 K/BB

4.55 ERA

LAST WIN: 7/21/2023 vs WCH

LAST SAVE: None

LONGEST 2023 OUTING: 7.0 Innings (2x, Last: 7/21 vs WCH)

LAST HOME RUN ALLOWED: 7/8/2023 (1) @ SPR (Mike Antico, 1st inning, Solo)

CAREER VS. CC: 4 G (3 GS), 1-0, 4.14 ERA, 15.2 IP, 15 H, 7 R, 7 ER, 3 HR, 11 K, 8 BB, HB

Rated the 50th best right hander in California by Perfect Game in 2017.

Signed by the Arizona Diamondbacks as a minor league free agent on July 22, 2021 out of Fresno State (Fresno, CA).

Made his professional and Low-A debut on 9/9/2021 in Visalia threads and went 4.0 innings and allowed one (1) unearned run on two (2) hits while punching out three (3) batters.

He only played one (1) other game in 2021 (9/16) where he held his opponent scoreless through 3.0 innings while walking two (2) and punching out three (3) in the process.

In his first game at HODGETOWN (9/1/2022 vs. FRI), went 4.0 innings and allowed just one (1) earned run on two (2) knocks and two (2) walks while punching out a pair of batters, good for his best outing at HODGETOWN in 2022 with his only other outing being on 9/7 (4.0 IP, 7 H, 5 ER, 2 BB).

On 7/29/2022, he set a Hillsboro Hops franchise record 13 punch outs in a single contest, also good for his career high in a single game.

During his time as a Hop across 21 games (4/14-8/21/2022), held the throne for wins (7), punch outs (115) and innings pitched (103.1) among qualified players...Additionally, he shared 1st place in GS (21).

## CAREER STATS

YEAR	TEAM	W-L	ERA	G	GS	CG	SHO	IP	H	R	ER	HR	HB	BB	SO	WP	GIDP	BAA
2021	Visalia (A-)	0-0	0.00	2	2	0	0	7.0	4	1	0	0	0	2	6	0	0	.167
2022	Visalia (A-)	0-1	4.50	1	0	0	0	4.0	4	3	2	0	0	2	2	0	0	.286
	Hillsboro (A+)	7-7	4.35	21	21	0	0	103.1	82	56	50	9	7	46	115	12	6	.216
	Amarillo (AA)	1-0	6.30	5	4	0	0	20.0	26	14	14	4	1	8	12	2	1	.321
2023	Amarillo (AA)	5-5	4.55	19	18	0	0	83.0	71	44	42	9	8	57	77	7	7	.230
MINOR LEAGUE TOTALS		13-13	4.47	48	45	0	0	217.1	187	118	108	22	16	115	212	21	14	.232

## 2023 HIGHS

INNINGS: 7.0 IP (2x, Last: 7/21 vs WCH)

HITS: 7 (3x, Last: 7/27 @ MID)

RUNS: 8 (7/1 vs. TUL)

EARNED RUNS: 6 (7/1 vs. TUL)

STRIKEOUTS: 7 (4/21 @ NWA)

WALKS: 5 (2x, Last: 7/1 vs. TUL)

HOME RUNS: 2 (2x, Last: 6/18 vs. SA)

CONSECUTIVE WINS: 3 (7/8 (1) - 7/21)

CONSECUTIVE LOSSES: 2 (5/9-14 vs MID)

SHORTEST START: 2.0 IP (5/14 vs. MID, G2)

PITCHES THROWN: 98 (7/1 vs. TUL)

## CAREER HIGHS

INNINGS: 7.0 IP (3x, Last: 7/21/23 vs WCH)

HITS: 8 (8/10/22 vs. SPO (HIL))

RUNS: 8 (7/1/23 vs. TUL)

EARNED RUNS: 7 (6/23/22 vs. VAN (HIL))

STRIKEOUTS: 13 (7/29/22 @ EUG (HIL))

WALKS: 5 (4x: Last: 7/1/23 vs. TUL)

HOME RUNS: 2 (5x, Last: 6/18/23 vs. SA)

CONSECUTIVE WINS: 3 (2x, Last: 7/8 (1) - 7/21/23)

CONSECUTIVE LOSSES: 2 (3x: Last - 5/9-14/23)

SHORTEST START: 1.2 IP (6/23/2022 vs. VAN (HIL))

PITCHES THROWN: 99 (7/29/2022 @ EUG (HIL))

## 2023 SPLITS

VS. RIGHT: .220/.350/.350, 39 H, 9 2B, 3B, 4 HR, 22 RBI, 41 K, 28 BB

VS. LEFT: .242/.377/.402, 32 H, 6 2B, 5 HR, 20 RBI, 36 K, 29 BB

HOME: 10 G, 3-2, 4.53 ERA, 45.2 IP, 35 H, 23 ER, 6 HR, 39 K, 32 BB

ROAD: 9 G, 2-3, 4.58 ERA, 37.1 IP, 36 H, 19 ER, 3 HR, 38 K, 25 BB

W/ RISP: .227/.352/.386, 20 H, 5 2B, 3 HR, 35 RBI, 26 K, 16 BB

DAY: 2 G, 0-2, 9.00 ERA, 6.0 IP, 6 ER, 4 H, 2 HR, 5 K, 9 BB

NIGHT: 17 G, 5-3, 4.21 ERA, 77.0 IP, 67 H, 36 ER, 7 HR, 72 K, 48 BB

TEAM W/L IN STARTS: 11 - 7

## OPPOSING STARTER - COLTON GORDON (4-5, 3.30 ERA)

CAREER VS. AMA: 3 G, 1-1, 1.69 ERA, 16.0 IP, 8 H, 4 R, 3 ER, HR, 21 K, 7 BB

## BATTER-PITCHER MATCH-UPS (ACTIVE ROSTER, 2023)

### SOD POODLES VS. COLTON GORDON:

PLAYER	H	AB	AVG	XBH	HR	RBI	BB	SO
Roberts, C	1	4	.250	1	0	0	0	3
Lawlar, J	1	4	.250	1	1	1	1	2
Dalesandro, N	1	4	.250	0	0	0	0	1
Tawa, T	1	6	.167	1	0	0	0	1
Vukovich, A	1	7	.143	0	0	1	0	2
De Los Santos, D	0	7	.000	0	0	0	0	3
Beer, S	0	2	.000	0	0	0	1	1
Castillo, N	0	3	.000	0	0	0	3	0
Centeno, J	0	2	.000	0	0	0	0	0

### HOOKS VS. JAMISON HILL:

PLAYER	H	AB	AVG	XBH	HR	RBI	BB	SO
Correa, J	1	2	.500	0	0	0	0	1
Corona, K	1	3	.333	0	0	0	1	1
Dezenzo, Z	1	3	.333	0	0	0	0	0
Stubbs, C	1	3	.333	1	1	1	1	0
Stevens, C	1	4	.250	1	0	0	1	2
Aviles Jr., L	0	3	.000	0	0	0	0	1
Daniels, Z	0	3	.000	0	0	0	0	1
Loperfido, J	0	2	.000	0	0	0	0	1
Barber, C	0	6	.000	0	0	1	0	0





---

#5 NICK DALESANDRO - OF																		2023 HIGHS: Hits - 3, Runs - 2, RBI - 3, HR - 1, 2B - 1, 3B - 1, BB - 2, K - 3, SB - 2																	
HEIGHT: 5'11"					WEIGHT: 175			B/T: R/R			AGE: 26 (10/3/1996 in Joliet, IL)							2023 SPLITS:																	
G	AVG	OBP	SLG	AB	R	H	2B	3B	HR	RBI	BB	SB/ATT	SO	V. RHP	V. LHP	HOME	AWAY	RISP																	
48	.234	.315	.310	145	22	34	4	2	1	12	17	14/17	36	.229	.259	.292	.188	.243																	
LAST GAME: 0-for-4						LAST HOME RUN: 7/4 @ SPR off Hence (Solo)												CURRENT HITTING: 0																	
CC SERIES:						LAST MULTI-HIT GAME: 7/8 (2) @ SPR (2-for-4)												SEASON LONG HITTING: 13																	
MID SERIES: 0-for-6, BB																		CURRENT ON-BASE: 0																	
																		SEASON LONG ON-BASE: 13																	

- Logged 42 combined games across three levels in 2019, hitting .256 (34-for-133), ending the year with a hit in 15 of his final 19 games played.
- Played the entire 2021 season with High-A Hillsboro with 57 games behind the plate (53 GS), 15 games in RF (14 GS), and three games in LF (2 GS), hitting his first career HR on 6/9 vs TRI, an inside-the-park HR.
- Posted his first 3-hit game in 2023 on June 15 vs SA....First 3-hit game since June 4, 2022 vs MID.
- Hit his first home run of the 2023 season on July 4 @ SPR...Was just his fourth professional home run and third out of the park home run.
- Logged the longest hit streak of his professional career with his 13-game stretch from May 28 - July 4....Previous career-long was nine games.

#13 DEYVISON DE LOS SANTOS - INF																	2023 HIGHS: Hits - 3, Runs - 2, RBI - 3, HR - 1, 2B - 2, 3B - 1, BB - 2, K - 3, SB - 1									
HEIGHT: 6'1"					WEIGHT: 185			B/T: R/R			AGE: 20 (6/21/1993 in Santo Domingo, Dominican Republic)							2023 SPLITS:								
G	AVG	OBP	SLG	AB	R	H	2B	3B	HR	RBI	BB	SB/ATT	SO	V. RHP	V. LHP	HOME	AWAY	RISP								
78	.232	.288	.353	306	41	71	8	1	9	37	22	3/3	85	.235	.220	.287	.174	.276								
LAST GAME: 0-for-4, 3 K						LAST HOME RUN: 7/19 vs WCH off Donato (Solo)								CURRENT HITTING: 0												
CC SERIES: 0-for-4, 3 K						LAST MULTI-HIT GAME: 7/29 @ MID (2-for-5)								SEASON LONG HITTING: 12												
MID SERIES: 5-for-21, 2 2B, RBI, 2 BB, 2 R, 5 K														CURRENT ON-BASE: 0												
														SEASON-LONG ON-BASE: 16												

- Is currently ranked as the D-backs' no.4-rated prospect
- Back-to-back D-backs' Minor League Player of the Month in June and July, 2022.
- Named the NWL Player of the Week (7/31/22), MiLB.com Organization All-Star (2022) and Single-A Postseason All-Star (Baseball America).
- Won the batting title in the California League in 2022, hitting .329 in 78 games played for Visalia despite a promotion to Hillsboro on July 22, 2022.
- Combined to hit .403 (75-for-186) with 12 doubles, two triples, nine home runs, 35 RBI in 46 games between Visalia and Hillsboro in June and July, 2022
- Had a season-high 12-game hit streak (6/29 - 7/25) that included seven multi-hit games during the streak...Had a 14-game streak from 7/8-28/22

#11 JORDAN LAWLAR - INF																		2023 HIGHS: Hits - 3, Runs - 4, RBI - 4, HR - 1, 2B - 2, 3B - 1, BB - 2, K - 4, SB - 3									
HEIGHT: 6'2"				WEIGHT: 190			B/T: R/R		AGE: 21 (7/17/2002 in Carrollton, TX)							2023 SPLITS:											
G	AVG	OBP	SLG	AB	R	H	2B	3B	HR	RBI	BB	SB/ATT	SO	V.RHP	V.LHP	HOME	AWAY	RISP									
80	.250	.355	.455	312	65	78	19	3	13	41	43	28/32	83	.233	.348	.275	.226	.205									
LAST GAME: 1-for-5, RBI, R, K										LAST HOME RUN: 7/16 vs FRI off Slaten (3-Run)							CURRENT HITTING: 2										
CC SERIES: 1-for-5, RBI, R, K										LAST MULTI-HIT GAME: 7/30 @ MID (2-for-5)							SEASON LONG HITTING: 9										
MID SERIES: 3-for-18, 2B, RBI, 6 R, 6 BB, HBP, 6 K																	CURRENT ON-BASE: 21										
																	SEASON-LONG ON-BASE: 21										

- Made his professional debut on 8/21/21 after being selected 6th overall in the 2021 MLB Draft out of Jesuit High School (Dallas).
- Currently ranked as the D-backs' no. 1-rated prospect and the no. 5 overall prospect by MLB Pipeline.
- Appeared in 100 games across four levels in 2022, hitting .303 (18 2B, 7 3B, 16 HR) with 62 RBI and 57 walks.
- Hit .278 (10-for-36) with a double, triple, two home runs, and seven RBI in 11 games in the Arizona Fall League in 2022... Broken Scapula ended his AFL.
- Was hitting .162 through his first 32 games in 2023...In 48 games since May 23, he is hitting .303 (15 2B, 2 3B, 8 HR) with 48 runs scored and 25 RBI.
- Was named to the 2023 SiriusXM MLB All-Star Futures Game
- Hit Amarillo's fifth ever inside the park home run, doing so in game one of the DH on July 3 vs TUL...First ITP HR since Luis Basabe (6/19/21 vs WCH )

#43 IVAN MELENDEZ - INF																		2023 HIGHS: Hits - 3, Runs - 3, RBI - 4, HR - 1, 2B - 1, 3B - 1, BB - 1, K - 4, SB --																	
HEIGHT: 6'3"				WEIGHT: 225				B/T: R/R				AGE: 23 (1/24/2000 in El Paso, TX)				2023 SPLITS:																			
G	AVG	OBP	SLG	AB	R	H	2B	3B	HR	RBI	BB	SB/ATT	SO	V. RHP	V. LHP	HOME	AWAY	RISP																	
13	.308	.351	.750	52	12	16	3	1	6	15	1	-/-	22	.239	.833	.300	.318	.267																	
LAST GAME: 1-for-4, 2 K						LAST HOME RUN: 7/23 vs WCH off McMahon (Solo)						CURRENT HITTING: 5																							
CC SERIES: 1-for-4, 2 K						LAST MULTI-HIT GAME: 7/29 @ MID (2-for-4)						SEASON LONG HITTING: 5																							
MID SERIES: 7-for-22, 3B, 3 2B, 7 RBI, 3 R, 10 K												CURRENT ON-BASE: 5																							
												SEASON-LONG ON-BASE: 5																							

- Selected by the Arizona Diamondbacks in the 2nd round (#43 overall) of the 2022 MLB Draft out of the University of Texas.
- Currently ranked as the D-backs' no. 7-rated prospect
- Began 2023 with High-A Hillsboro where he hit .270 in 58 games while setting the Hops single-season franchise-record with 18 HR...Was named NWL Player of the Week on June 25 after becoming the first Hops player to hit for the Cycle at Ron Tonkin Field on June 23 vs Everett.
- Currently leads the D-backs' system with his 24 HR and hit a home run in each of his first three games (4 total) in Double-A, his fourth straight game with a HR including his final game in Hillsboro (7/9-18)...Has two separate stretches this year with a home run in four straight games.
- Became just the second Amarillo player with more than one multi-HR game this season (A.J. Vukovich) doing so in his first seven games with Amarillo.

#7 CALEB ROBERTS - OF															2023 HIGHS: Hits - 4, Runs - 3, RBI - 4, HR - 2, 2B - 2, 3B - 1, BB - 4, K - 4, SB - 1														
HEIGHT: 6'1"					WEIGHT: 195					B/T: L/R					AGE: 23 (2/9/2000 in West Palm Beach, FL)					2023 SPLITS:									
G	AVG	OBP	SLG	AB	R	H	2B	3B	HR	RBI	BB	SB/ATT	SO	V. RHP	V. LHP	HOME	AWAY	RISP											
65	.261	.371	.527	241	53	63	14	7	12	44	39	10/12	80	.267	.229	.330	.202	.294											
LAST GAME: 4-for-5, 2B, 3B, 2 R, K										LAST HOME RUN: 7/23 vs WCH, off Rozek (Solo)										CURRENT HITTING: 3									
CC SERIES: 4-for-5, 2B, 3B, 2 R, K										LAST MULTI-HIT GAME: 8/1 vs CC (4-for-5)										SEASON LONG HITTING: 8									
MID SERIES: 4-for-19, 3B, 2B, 2 RBI, 3 BB, 2 R, HBP, 6 K																				CURRENT ON-BASE: 3									
																				SEASON LONG ON-BASE: 19									

- Had a season-high eight game hit streak in 2023 that includes six home runs, four doubles, a triple, and 12 RBI from June 24-July 3
- Became the first Sod Poodle to ever homer in four straight games, doing so from June 30 - July 3...Has hit nine home runs since June 25 (26 G) including his first career grand slam on July 3...It was Amarillo's second in 2023, and the 13th overall in franchise-history.
- Logged the second multi-HR game of his professional career on July 15 vs Frisco...Set his single-season career-high for HR during the performance.
- Was named Texas League Player of the Week for June 26 - July 2 after hitting .438 (7-for-16) with 3 HR, 2 2B, 4 RBI, 3 BB, .550 OBP, 1.125 SLG vs Tulsa.
- Set a career-high with a four-hit game on August 1 vs. CC where he fell a home run shy of the cycle...His seven triples currently leads the league.

#10 TIM TAWA - OF					2023 HIGHS: Hits - 3, Runs - 3, RBI - 5, HR - 2, 2B - 2, 3B - 1, BB - 2, K - 3, SB - 1																			
HEIGHT: 6'0"					WEIGHT: 196					B/T: R/R					AGE: 23 (4/7/1999 in West Linn, OR)					2023 SPLITS:				
G	AVG	OBP	SLG	AB	R	H	2B	3B	HR	RBI	BB	SB/ATT	SO	V.RHP	V.LHP	HOME	AWAY	RISP						
80	.242	.317	.446	289	49	70	12	1	15	55	32	8/12	85	.245	.227	.273	.213	.282						
LAST GAME: 1-for-4, 2B, 3 RBI						LAST HOME RUN: 7/22 vs WCH off Floyd (2-Run)								CURRENT HITTING: 2										
CC SERIES: 1-for-4, 2B, 3 RBI						LAST MULTI-HIT GAME: 7/30 @ MID (2-for-4)								SEASON LONG HITTING: 10										
MID SERIES: 4-for-19, 2B, RBI, 2 BB, 6 R, 5 K														CURRENT ON-BASE: 2										
														SEASON-LONG ON-BASE: 13										

- During his stretch in Hillsboro (4/8-6/22/2022), held the crown for AVG (.282), HR (8), RBI (30), OBP (.377), SLG (.441), H (60), TB (94), R (32).
- Recorded his first career multi-HR game on 6/29 vs TUL, going 2-for-4 with two HR and five RBI...His five RBI also tied his career-high (June 17, 2021)
- Hit his first career grand slam on July 9 on the road in Springfield...Included his second five RBI game in 2023 and third overall in his professional career.
- He hit his 14th home run of the season on July 15 against Frisco which set a single-season career-high for home runs by the former Stanford Cardinal.
- Set a single-season career-high for RBI with 55 on the season after a 3-RBI night on Aug. 1 vs CC...Previous high was 53 during the 2022 season.

#17 JESUS VALDEZ - INF										2023 HIGHS: Hits --, Runs --, RBI --, HR --, 2B --, 3B --, BB --, K --, SB --																													
HEIGHT: 5'9"										WEIGHT: 175										B/T: R/R AGE: 25 (12/29/1997 in Bani, Dominican Republic)										2023 SPLITS:									
G	AVG	OBP	SLG	AB	R	H	2B	3B	HR	RBI	BB	SB/ATT	SO	V.RHP	V.LHP	HOME	AWAY	RISP																					
-	---	---	---	-	-	-	-	-	-	-	-	-	-	---	---	---	---	---	---																				
LAST GAME:					LAST HOME RUN: 7/9 vs VAN (A+) off Harrison (Solo)										CURRENT HITTING: -																								
CC SERIES:					LAST MULTI-HIT GAME: 7/26 @ TRI (A+) (2-for-4)										SEASON LONG HITTING: -																								
MID SERIES: N/A															CURRENT ON-BASE: -																								
															SEASON-LONG ON-BASE: -																								

- Originally signed by the Los Angeles Dodgers to a minor league contract on July 3, 2017
- Appeared in 60 games with the DSL Dodgers in 2018, hitting .230 with 11 doubles, four triples, six home runs, and 27 RBI
- Was traded to the Pittsburgh Pirates on August 31, 2018 for David Freese
- Appeared in 81 games in the Pirates organization between 2019-2021 where he hit .269 with 13 doubles, a triple, 10 home runs, and 42 RBI
- Had his best season with PIT during the 2019 season with SS-Rk Bristol, hitting .292 in 55 games (12 2B, 3B, 5 HR, 34 RBI)
- After hitting a combined .212 in 26 games between High-A and Double-A in 2021, was released by the Pirates on July 28th, 2021
- Appeared in 48 games with the Ogden Raptors in 2022, hitting .378 with 20 XBH and 53 RBI.
- Signed by the Arizona Diamondbacks on Oct. 25, 2022 and assigned to High-A Hillsboro.
- In 65 games with the Hops in 2023, hit .233 (12 2B, 4 3B, 10 HR, 38 RBI).

#1 KEVIN VICUNA - INF					2023 HIGHS: Hits - 1, Runs - 1, RBI - 3, HR - 1, 2B - 1, 3B - 0, BB - 2, K - 2, SB - 0														
HEIGHT: 6'0"					WEIGHT: 140		B/T: R/R		AGE: 25 (1/14/1998 in Puerto La Cruz, Venezuela)							2023 SPLITS:			
G	AVG	OBP	SLG	AB	R	H	2B	3B	HR	RBI	BB	SB/ATT	SO	V.RHP	V.LHP	HOME	AWAY	RISP	
18	.163	.281	.265	49	6	8	2	0	1	5	7	0/0	13	.159	.200	.250	.121	.176	
LAST GAME: 1-for-4, R, K					LAST HOME RUN: 5/14/23 vs. MID, G1 off Leal									CURRENT HITTING: 2					
CC SERIES:					LAST MULTI-HIT GAME: 9/18/22 @ ALT (REA) (2-for-5)									SEASON LONG HITTING: 3					
MID SERIES: 1-for-4, R, K														CURRENT ON-BASE: 2					
														SEASON-LONG ON-BASE: 5					

- Signed by the Arizona Diamondbacks as a minor league free agent on 5/3/23.
- Former Mid-Season All-Star (2018, Lancaster JetHawks).
- Entering his eighth season of pro ball, having split time in the Toronto Blue Jays, Philadelphia Phillies and now the D-backs farm system.
- In his debut 2015 season with the DSL Blue Jays, he slashed .268/.354/.304 with three doubles and triples, 20 RBI and 10 swiped bags in 62 games.
- Went 35 games since 8/3/2022 without multiple RBI in a contest before earning a three-RBI performance on 5/14/23 which were also his first three RBI in Amarillo threads while also blasting his first home run as a Sod Poodle in the same day.

#19 A.J. VUKOVICH - INF					2023 HIGHS: Hits - 3, Runs - 4, RBI - 7, HR - 3, 2B - 2, 3B - 1, BB - 2, K - 4, SB - 1														
HEIGHT: 6'5"					WEIGHT: 210		B/T: R/R		AGE: 22 (7/20/2001 in Mukwonago, WI)					2023 SPLITS:					
G	AVG	OBP	SLG	AB	R	H	2B	3B	HR	RBI	BB	SB/ATT	SO	V.RHP	V.LHP	HOME	AWAY	RISP	
81	.265	.329	.511	321	65	85	17	4	18	69	28	11/14	100	.277	.211	.307	.232	.322	
LAST GAME: 1-for-3, BB, R, K										LAST HOME RUN: 7/22 vs WCH off Adams (Solo)					CURRENT HITTING: 1				
CC SERIES: 1-for-3, BB, R, K										LAST MULTI-HIT GAME: 7/29 @ MID (3-for-5)					SEASON LONG HITTING: 11				
MID SERIES: 6-for-25, 3B, 3 RBI, 3 BB, 3 R, 6 K															CURRENT ON-BASE: 1				
															SEASON-LONG ON-BASE: 16				

- After being drafted 119th overall out of high school, the D-Backs' number 11 prospect made his professional debut with the Visalia Rawhide on 5/4/2021.
- While in Visalia (62 G, 5/4-8/1/2021) he tied 1st in 2B (15) and XBH (26), led the team in AVG (.259) and H (64) while coming in 2nd for RBI (42), SLG (.449) and R (42).
- During his brief stint with the Sod Poodles at the end of last season (9/6-9/18/2022), earned the crown for hits (13) and shared the throne for TB (19) and homers (2).
- He earned the 5th best batting average (.276, 129-for-468) in the D-backs organization among players with at least 115 games played in 2022.
- Hit the first Grand Slam for Amarillo in 2023 (6/4 vs SPR) and was the first AMA player in 2023 with a multi-HR effort in the same game (2, 6/10 @ MID)
- Became just the second player in Sod Poodles history with a three-HR game, doing so on July 3 vs TUL joining Edward Olivares (May 5, 2019)...
- It was the first three-HR game of his professional career. He also set a career-high with seven RBI which also tied the Sod Poodles franchise-high (Dominic Fletcher, 5/8/2022)

## TEAM BATTING

### OVERALL

AVG	G	AB	R	H	TB	2B	3B	HR	RBI	BB	SO	SB	CS	OBP	SLG	OPS
.269	97	3269	586	880	1505	181	27	130	542	365	910	132	38	.350	.460	.810

### MONTHLY

APRIL	.260	21	718	120	187	307	33	6	25	112	79	214	35	8	.336	.428	.764
MAY	.236	26	845	123	199	319	41	5	23	114	95	231	33	9	.318	.378	.696
JUNE	.296	25	883	170	261	443	52	8	38	158	95	232	32	10	.375	.502	.877
JULY	.283	24	788	166	223	419	53	7	43	152	94	222	31	11	.370	.532	.902
AUGUST	.286	1	35	7	10	17	2	1	1	6	2	11	1	0	.342	.486	.828
SEPTEMBER	-	-	-	-	-	-	-	-	-	-	-	-	-	-	-	-	-

### HOME VS. ROAD

HOME	.301	46	1554	327	468	850	97	12	87	311	150	426	69	13	.371	.547	.918
ROAD	.240	51	1715	259	412	655	84	15	43	231	215	484	63	25	.332	.382	.714

### SITUATIONAL SPLITS

	AVG	G	AB	H	TB	2B	3B	HR	RBI	BB	SO	OBP	SLG	OPS
VS RIGHT	.271	97	2719	736	1270	156	21	112	462	314	758	.355	.467	.822
VS LEFT	.262	50	550	144	235	25	6	18	80	51	152	.328	.427	.755
W/ RISP	.282	97	968	273	465	59	11	37	410	142	285	.375	.480	.855
TEAM IS AHEAD	.260	75	1302	338	556	88	11	36	206	150	367	.347	.427	.774
TEAM IS BEHIND	.284	74	1294	367	628	59	8	62	234	154	348	.367	.485	.852

### HOME RUNS

### MULTI-RBI GAMES

### MULTI-HIT GAMES

PLAYER	SOLO	2R	3R	GS	TOTAL	2	3	4	5+	TOTAL	2	3	4	5+	TOTAL
Beer	4	2			6	8	1			9	9	1	2		12
Bliss	8	3	1		12	8	3			11	23	12			35
Carrion						1				1					
Castillo	6	2	3		11	3	3	1		7	8	4			12
Centeno	1				1	3				3	12	2			14
D'Orazio											2	1			3
Dalesandro	1				1		1			1	6	2			8
De Los Santos	3	5	1		9	4	3			7	17	4			21
Del Castillo	6	4	2		12	5	3	2		10	16	1			17
Duzenack	4		1	1	6	7	3	1		11	10	6			16
English	4	1	1		6	3	1	1		5	5				5
Enriquez						3				3	4	1	1		6
Guzman		1			1	1	1			2	1	1			2
Lawlar	5	6	2		13	5	2	1		8	15	4			19
Melendez	4	2			6	2		2		4	4	1			5
Roberts	6	4	1	1	12	8	3	1		12	14	3	1		18
Tawa	8	4	2	1	15	7	3		2	12	18	3			21
Vicuña			1		1		1			1					
Vukovich	11	3	3	1	18	3	7	3	2	15	16	6			22
Watkins						1				1					
TOTALS:	71	37	18	4	130	72	35	12	4	122	179	52	4	0	235

### HOME RUN VARIANTS

#### WALK-OFF HR (0):

**BACK-TO-BACK HR (6):** English/Vukovich (4/16 vs. CC, 7th inning); Roberts/Vukovich (6/3 (1) vs. SPR, 6th inning); Del Castillo/De Los Santos (6/13 vs SA, 7th inning); Beer/Roberts (7/1 vs TUL, 6th inning); Lawlar/Vukovich (7/3 (1) vs TUL, 1st inning); Roberts/Melendez (7/23 vs WCH, 1st inning);

**MULTI-HR GAMES (5):** Melendez (2x, 7/18 vs WCH, 7/23 vs WCH); Vukovich (6/10 @ MID); Tawa (6/29 vs TUL); Roberts (7/15 vs FRI)

**THREE-HR GAMES (1):** Vukovich (7/3 (1) vs TUL)

#### EXTRA-INNING HR (0):

**GRAND SLAMS (4):** Vukovich (6/4 vs. SPR, 5th inning); Roberts (7/3 (2) vs TUL, 5th inning); Tawa (7/9 @ SPR, 3rd inning); Duzenack (7/30 @ MID, 7th inning)

**INSIDE-THE-PARK HR (1):** Lawlar (7/3 (1) vs TUL, 1st inning)

#### PINCH-HIT HR (0):

**HR IN CONSECUTIVE GAMES (18):** Vukovich (4x: 5/5-6 @CC; 6/1-6/3 G1 vs SPR; 6/17-18 vs SA; 7/21-22 vs WCH); Del Castillo (3x: 5/30-31 vs. SPR; 6/8-10 @ MID; 7/8 @ SPR); Bliss (2x: 5/5-6 @ CC; 6/10 @MID - 6/13 vs SA); Tawa (2x: 5/28 @ SA - 5/30 vs. SPR; 6/3/4 vs. SPR); Roberts (2x: 6/25 @ CC, 6/28 vs TUL; 6/30-7/1 vs TUL) Lawlar (4/15 vs. CC - 4/18 @ NWA); English (4/23 @ NWA - 4/25 vs. FRI); Melendez (7/14-15 vs FRI); Castillo (7/15-16 vs FRI); De Los Santos (7/18-19 vs WCH)

**HR IN THREE CONSECUTIVE GAMES: (2):** Melendez (7/14-15 vs FRI, 7/18 vs WCH); Castillo (7/15-16 vs FRI, 7/18 vs WCH)

**HR IN FOUR CONSECUTIVE GAMES (1):** Roberts (6/30 - 7/3 vs TUL)

**LEAD OFF HR (8):** Bliss (6x: 4/27 vs. FRI; 5/10 vs. MID; 5/18 @ FRI; 6/10 @ MID; 6/13 vs SA; 6/22 @ CC); Tawa (6/4 vs. SPR); Duzenack (6/11 @ MID)



STARTS BY BATTING ORDER (TEAM RECORD)										STARTS BY POSITION (TEAM RECORD)								
PLAYER	1	2	3	4	5	6	7	8	9	C	1B	2B	3B	SS	LF	CF	RF	DH
Beer			3-1	28-16							26-16							5-1
Bliss	32-36											26-29		5-5				2-2
Carrion									1-0						1-0			
Castillo						1-0	6-4	14-20	11-6		2-3				4-4	5-7	19-9	2-7
Centeno		1-2	2-1	0-2		5-0	7-4	8-7	4-5	18-10								9-11
D'Orazio								3-1	4-3	6-2								1-2
Dalesandro							2-2	4-1	17-18	0-1					4-1	14-17	5-2	
De Los Santos				10-9	12-19	18-8	1-1				11-10		29-25					1-2
Del Castillo		1-0	0-2	4-4	16-8	4-10	6-8			17-24								14-8
Duzenack	12-5	3-1				0-2	2-4	4-4	5-0			6-5	3-6	7-3	6-1	2-1	2-0	
English			7-5	1-0	1-1		1-0	1-1			8-3				1-2			2-2
Enriquez	1-1	0-1	4-8	0-1	1-0	1-0	3-7	7-2	2-6							2-0	15-24	2-2
Guzman							2-3		2-2						3-4		1-1	
Lawlar	1-0	42-37												40-36				2-1
Melendez				3-2	5-3						2-2		6-3					
Roberts	5-1	3-1	8-13	1-1	2-4	3-4	12-5	0-1		11-8	2-5				12-11		2-4	7-2
Tawa	1-2	2-3		1-1	9-6	12-14	10-7	7-4				20-11	1-4		7-6	9-10	3-3	2-2
Vicuña								4-4	4-3				4-1	0-1	1-5		3-0	0-1
Vukovich			28-15	4-9	6-4	8-7					1-6		9-6		12-10	20-10	2-1	2-2
Watkins									2-2						1-1		0-1	1-0

8+ GAME HITTING STREAKS (CURRENT IN BOLD)		
PLAYER	LENGTH / DATES	STREAK STATS
Castillo	14 G, 6/4-28	.352 (19-for-54), 3 HR, 2 2B, 3B, 12 RBI, 12 R, 4 SB
Dalesandro	13 G, 5/28-7/4	.409 AVG (18-for-44), HR, 2 2B, 2 3B, 5 RBI, 4 BB, 6 SB, 10 R
De Los Santos	12 G, 6/29-7/25	.408 (20-for-49), 2 HR, 2 2B, 3B, 11 RBI, 10 R, BB
Duzenack	12 G, 6/15-7/4	.449 AVG (22-for-49) 5 2B, 3 HR, 14 RBI, 13 R, 4 BB
English	12 G, 4/19-5/2	.370 AVG (17-for-46), 6 2B, 4 HR, 16 RBI, 7 BB, 8 R
Vukovich	11 G, 4/29-5/16	.348 AVG (16-for-46), 3 2B, 3 HR, 3B, 9 RBI, BB, 9 R
Bliss	10 G, 4/6-4/19	.438 AVG (21-for-48), 3 2B, 2 3B, HR, 8 RBI, 8 R
Del Castillo	10 G, 5/19-5/31	.406 AVG (13-for-32), 2 2B, 2 HR, 8 RBI, 9 BB, 7 R
Tawa	10 G, 5/28-6/15	.395 AVG (15-for-38), 4 HR, 2 2B, 10 RBI, 3 BB, 6 R
Bliss	9 G, 6/8-18	.395 AVG (17-for-43), 3 HR, 4 2B, 3B, 13 RBI, 10 R
Bliss	9 G, 5/4-5/14	.459 (17-for-37), 4 2B, 4 HR, 8 RBI, 4 BB, 10 R, 3 SB
Bliss	9 G, 5/23-6/3	.357 AVG (15-for-42), 2B, 3B, 2 BB, 3 RBI, 6 SB, 8 R
Lawlar	9 G, 6/6-15	.410 AVG (16-for-39), 2 HR, 4 2B, 3B, 4 RBI, 4 BB, 14 R
Lawlar	9 G, 5/23-6/3	.389 AVG (14-for-36), 3 2B, 2 HR, 3 BB, 6 RBI, 3 SB, 6 R
Bliss	8 G, 6/28-7/6	.424 AVG (14-for-33), 6 2B, HR, 4 RBI, 7 BB, 9 SB, 11 R
Bliss	8 G, 4/21-5/2	.412 AVG (14-for-34), 5 2B, HR, 6 RBI, 2 BB, 10 R, 2 SB
Centeno	8 G, 6/9-30	.286 AVG (10-for-35) 2 2B, 3 R

MULTI-RUN INNINGS		
RUNS	NO. OF TIMES	LAST
2	67	7/29 @ MID, 9th inning
3	29	7/26 @ MID, 6th inning
4	23	7/30 @ MID, 7th inning
5	9	8/1 vs CC, 5th inning
6	7	7/15 vs FRI, 3rd inning
7	5	6/29 vs TUL, 1st inning
8+	-	

SCORE BY INNING												
	1	2	3	4	5	6	7	8	9	10	11+	TOTAL
OPP	77	57	67	56	86	87	64	40	37	2	3	575
AMA	71	58	72	58	69	63	95	64	31	3	2	586

ERRORS BY POSITION		
POSITION	SOD POODLES	OPPONENT
C	12	9
1B	6	9
2B	13	7
3B	16	12
SS	10	14
LF	2	2
CF	3	3
RF	3	3
P	8	11
TOTAL	73	70

CATCHER'S BOX (W/L BASED ON STARTS)						
PLAYER	CS	SB	ATT	CS %	PB	W-L
Centeno	5	23	28	.179	3	18-10
D'Orazio	3	7	10	.300	0	6-2
Dalesandro	0	4	4	.000	0	0-1
Del Castillo	14	38	52	.269	7	17-24
Roberts	7	21	28	.250	4	11-8
TOTAL	29	99	122	.238	14	52-45

TEAM FIELDING						
%	G	PO	A	E	DP	PB
.978	97	2517	805	73	61	14

# NOTABLE GAMES



AMARILLO HAVE 5 OR FEWER HITS		
DATE	HITS	OPPONENT
4/15	4	CC
4/20	4	@NWA
4/22	3	@NWA
4/27	5	FRI
5/2	5	@CC
5/4	2	@CC
5/12	5	MID
5/14 (G2)	4	MID
5/16	2	@FRI
5/18	2	@FRI
5/19	4	@FRI
5/21	4	@FRI
5/26	5	@SA
6/20	4	@CC
7/8 (1)	5	@ SPR
7/20	5	vs WCH
7/21	5	vs WCH
TOTAL: 17 (6 HOME, 11 ROAD)		

OPPONENTS HAVE 5 OR FEWER HITS		
DATE	HITS	OPPONENT
4/7	3	@FRI
4/19	2	@NWA
4/20	4	@NWA
4/27	5	FRI
5/2	3	@CC
5/3	5	@CC
5/4	5	@CC
5/14 (G1)	2	MID
5/21	3	@FRI
5/26	5	@SA
5/27	2	@SA
5/30	3	SPR
6/1	5	SPR
6/3 (G2)	4	SPR
6/7	3	@MID
6/11	3	@ MID
6/24	5	@ CC
6/25	5	@ CC
7/15	5	vs FRI
7/16	3	vs FRI
TOTAL: 20 (7 HOME, 13 ROAD)		

AMARILLO HAVE 10 OR MORE RUNS		
DATE	RUNS	OPPONENT
4/12	13	CC
4/14	10	CC
4/26	12	FRI
4/29	11	FRI
5/5	12	@CC
5/14 (G1)	10	MID
6/8	12	@MID
6/10	13	@ MID
6/13	15	vs SA
6/29	12	vs TUL
7/1	12	vs TUL
7/3 (1)	15	vs TUL
7/3 (2)	10	vs TUL
7/15	11	vs FRI
7/18	10	vs WCH
TOTAL: 15 (12 HOME, 3 ROAD)		

OPPONENTS HAVE 10 OR MORE RUNS		
DATE	RUNS	OPPONENT
4/6	12	@FRI
4/12	10	CC
4/14	13	CC
4/16	11	CC
4/18	16	@NWA
4/26	11	FRI
4/28	12	FRI
4/30	12	FRI
5/6	12	@CC
5/9	11	MID
5/11	16	MID
5/14 (G2)	13	MID
5/17	10	@FRI
5/23	14	@SA
5/31	13	SPR
6/10	10	@MID
6/15	11	vs SA
6/16	12	vs SA
6/18	11	vs SA
6/20	12	@CC
7/1	10	vs TUL
7/23	12	vs WCH
7/28	10	@ MID
TOTAL: 23 (15 HOME, 8 ROAD)		

## EXTRA INNING GAMES (5) 2-3

DATE	OPP	RESULT	SCORE	W	L	S	TIME
4/20	@NWA	W (10)	3-2	Otanez, M (1-0)	Biasi, D (1-1)	Rice, J (1)	3:08
4/26	FRI	W (10)	12-11	Workman, B (1-0)	Church, M (0-1)	-	3:24
5/20	@FRI	L (10)	8-7	Kelly, A (2-0)	Stumpo (0-1)	-	3:26
6/3 (G1)	SPR	L (8)	5-4	Roycroft, C (1-0)	Backhus, K (0-1)	Granillo, A (2)	2:26
6/30	TUL	L (13)	7-6	Fisher, B (5-1)	Grammes, C (2-2)	-	3:42

## PINCH HITTER TOTALS

PLAYER	DATE	SITUATION	RESULT
Watkins	5/9	Bot. 8, 2 outs	Triple
Tawa	6/30	Bot 8, 1 out	Sac Fly
Beer	6/30	Bot 11, 0 out	Sac Fly
Vicuña	7/20	Bot 9, 0 out	E 9

## DOUBLEHEADERS (4) 6-2

DATE	OPP	RESULT	SCORE	W	L	S	TIME
5/14 (1)	MID	W	10-1	Albright, L (2-2)	Ginn, J (0-2)	-	1:40
5/14 (2)	MID	L	13-1	Tomioka, S (1-0)	Hill, J (0-3)	-	2:32
6/3 (1)	SPR	L (8)	5-4	Roycroft, C (1-0)	Backhus, K (0-1)	Granillo, A (2)	2:26
6/3 (2)	SPR	W	6-1	Olivero, D (2-4)	Hernandez, K (5-2)	-	1:39
7/3 (1)	TUL	W	15-7	Olivero, D (5-5)	Casparius, B (0-3)	-	1:54
7/3 (2)	TUL	W	10-9	Montes De Oca, C (1-1)	Sublette, R (1-3)	Green, J (4)	2:26
7/8 (1)	@ SPR	W	4-3	Hill, J (3-4)	Pereira, W (5-5)	Pope, A (1)	2:07
7/8 (2)	@ SPR	W	7-6	Backhus, K (4-3)	Pope, B (1-2)	Green, J (5)	2:16

## WALK-OFF WINS

DATE	SCORE	GAME-WINNING PLAY
4/26	12-11 (10th)	Lawlar RBI-double
6/1	3-2 (7th)	Duzenack two RBI Single

## SHUTOUTS (7) 5-2

DATE	OPP	RESULT	SCORE	W	L	S	TIME
4/19	@NWA	W	5-0	Jarvis, B (2-1)	Veneziano, A (1-1)	-	2:29
4/21	@NWA	L	5-0	Hoffmann, A (2-1)	Hill, J (0-1)	-	2:26
4/22	@NWA	L	5-0	Marsh, A (1-0)	Patrick, C (0-3)	-	2:14
5/3	@CC	W	3-0	Pope, A (1-0)	Kouba, R (1-1)	Backhus, K (4)	2:15
5/27	@SA	W	1-0	Patrick, C (2-5)	Snider, D (0-3)	-	2:30
6/7	@MID	W	4-0	Green, J (1-0)	Cusick, R (3-3)	-	2:35
7/16	vs FRI	W	8-0	Lin, Y (1-0)	Bremer, N (0-1)	-	2:24



## #14 KYLE BACKHUS - LHP

**2023 HIGHS:** IP - 2.0, K - 4, BB - 2, H - 3, R - 5, ER - 5

**HEIGHT:** 6'4"

**WEIGHT:** 185

**B/T:** L/L

**AGE:** 25 (1/31/1998 in New Waverly, TX)

**33 G**
**4-3**
**7/10 SV/SVO**
**50/20 K/BB**
**4.22 ERA**
**OVERALL:** 33 G, 21 GF, 42.2 IP, 44 H, 20 ER, 6 HR, 50 K, 20 BB

**JULY:** 8 G, 2-1, 1.80 ERA, SV, 4 GF, 10.0 IP, 11 H, 3 R, 2 ER, 11 K, 7 BB

**LAST 10 G:** 3-1, 3.46 ERA, SV, 6 GF, 13.0 IP, 16 H, HR, 5 ER, 14 K, 18 BB **VS. CC:** 6 G, 1-0, 5.00 ERA, 5 GF, 2 SV, 9.0 IP, 8 H, 5 ER, HR, 11 K, 3 BB

- Named as a D-backs Organization All-Star last season by MiLB.com
- Allowed no earned runs in 30 of his 40 appearances in 2022 and logged his season high 2.0 IP 11 separate times.
- From 5/14-8/26/2022 (34.2 IP), he held his opponent to 0 earned runs in 22 out of 26 straight appearances, allowing just seven (7) earned runs total (1.84 ERA)
- Ranks second in the D-backs' organization in saves (13) since the start of the 2022 season.

**2023 SPLITS**
**VS. RHB:** .281/.344/.474, 32 H, 5 HR, 5 2B, 3B, 16 RBI, 34 K, 10 BB  
**HOME:** 15 G, 2-2, 6.75 ERA, 3 SV, 18.2 IP, 20 H, 15 R, 14 ER, 6 HR, 24 K, 11 BB  
**W/ RISP:** .189/.218/.340, 10 H, HR, 3 2B, 3B, 16 RBI, 18 K, BB

**VS. LHB:** .207/.333/.328, 12 H, 4 2B, HR, 6 RBI, 16 K, 10 BB  
**AWAY:** 18 G, 2-1, 2.25 ERA, 13 GF, 4 SV, 24.0 IP, 24 H, 6 ER, 26 K, 9 BB

## RECENT APPEARANCES

DATE	DEC	P-S	IP	H	R	ER	HR	BB	SO	IR/S
6/18	ND	21-16	1.0	2	1	1	0	2	0/0	
6/22	W (1) BS (2)	44-28	2.0	1	1	0	0	2	0/0	
6/25	ND	21-13	1.0	2	2	2	0	1	2/0	
6/28	W (2)	32-21	2.0	3	1	1	1	0	0/0	
7/1	W (3)	45-26	2.0	1	0	0	0	1	3/0	
7/4	L (3) BS (3)	29-20	1.0	3	3	2	0	1	1/0	
7/8 (2)	W (4)	18-10	1.0	0	0	0	0	2	1/0	
7/16	ND	12-8	1.0	1	0	0	0	1	1/0	
7/19	S (7)	28-15	1.1	1	0	0	0	1	1/0	
7/23	ND	18-12	1.0	1	0	0	0	1	1/0	
7/26	ND	34-26	1.2	3	0	0	0	0	3/2	
7/30	ND	19-12	1.0	1	0	0	0	0	0/0	

**LAST WIN:** 7/8/23 (2) @ SPR

**LAST LOSS:** 7/4/23 @ SPR

**LAST SAVE:** 7/19/23 vs WCH

## #38 CONOR GRAMMES - RHP

**2023 HIGHS:** IP - 3.0, K - 5, BB - 4, H - 4, R - 3, ER - 2

**HEIGHT:** 6'1"

**WEIGHT:** 200

**B/T:** R/R

**AGE:** 26 (7/13/1997 in McLean, VA)

**18 G**
**3-2**
**0/2 SV/SVO**
**35/17 K/BB**
**2.84 ERA**
**OVERALL:** 18 G, 2 HLD, 5 GF, 25.1 IP, 24 H, 8 ER, 2 HR, 35 K, 17 BB

**JULY:** 7 G, 1-0, 1.69 ERA, 10.2 IP, 13 H, 6 R, 2 ER, HR, 18 K, 3 BB, HB

**LAST 10 G:** 1-1, 2.70 ERA, 2 GS 13.1 IP, 16 H, 4 ER, 2 HR, 23 K, 6 BB **VS. CC:** 2 G, 0-0, 10.80 ERA, GF, 0/1 SVO, 1.2 IP, 2 H, 3 R, 2 ER, HR, 2 K, BB

- Selected by the Arizona Diamondbacks 5th round of the 2019 MLB draft out of Xavier University (Cincinnati, OH).
- In games where he logged at least 2.0 innings on the bump (6 G) in 2022, he also posted his most single-game strikeouts, encompassing both of his five (8/4 & 8/13) and four K (8/9 & 8/30) performances.
- Across a 12 game stretch, he logged at least two strikeouts in all but one relief appearances from 7/15-9/3/22 (19.0 IP), logging 36 total punch outs (17.1 K/9) across the stretch.

**2023 SPLITS**
**VS. RHB:** .163/.311/.204, 8 H, 2 2B, 4 RBI, 23 K, 9 BB, 61 PA  
**HOME:** 9 G, 2-2, 2.92 ERA, 12.1 IP, 12 H, 4 ER, 17 K, 12 BB  
**W/ RISP:** .171/.318/.171, 6 H, 10 RBI, 12 K, 7 BB, 44 PA

**VS. LHB:** .372/.471/.512, 16 H, 2 HR, 11 RBI, 12 K, 8 BB, 51 PA  
**AWAY:** 9 G, 1-0, 2.77 ERA, 2 HLD, 13.0 IP, 12 H, 2 HR, 4 ER, 18 K, 5 BB

## RECENT APPEARANCES

DATE	DEC	P-S	IP	H	R	ER	HR	BB	SO	IR/S
6/18	ND	14-12	2.0	2	1	1	0	0	2	0/0
6/20	ND	6-4	1.0	0	0	0	0	0	0/0	
6/22	BS (2)	27-14	0.2	2	3	2	1	1	2	0/0
6/28	ND	23-12	1.0	0	0	0	0	1	2	0/0
6/30	L (2)	15-9	1.0	1	1	0	0	1	1	0/0
7/5	ND	22-12	1.1	1	0	0	0	1	1	2/0
7/9	ND	19-13	1.0	2	2	2	1	0	3	0/0
7/15	ND	17-12	1.0	3	3	0	0	1	2	0/0
7/19	W (3)	31-18	1.1	1	0	0	0	1	2	3/2
7/23	ND	37-23	2.0	1	0	0	0	0	5	--
7/26	ND	12-8	1.0	1	0	0	0	0	1	0/0
7/29	ND	46-32	3.0	4	1	0	0	0	4	--

**LAST WIN:** 7/19/23 vs. WCH

**LAST LOSS:** 6/30/23 vs. TUL

**LAST SAVE:** 5/21/23 @ EUG (A+)

## #35 DILLON LARSEN - LHP

**2023 HIGHS:** IP - 2.1, K - 2, BB - 2, H - 1, R - 0, ER - 0

**HEIGHT:** 6'5"

**WEIGHT:** 230

**B/T:** R/L

**AGE:** 24 (7/9/1998 in Ellensburg, WA)

**2 G**
**0-0**
**- SV/SVO**
**2/3 K/BB**
**0.00 ERA**
**OVERALL:** 2 G, 2.2 IP, H, 3 BB, 2 K

**AUGUST:** --

**Last 10 G:**
**VS. CC:** --

- Entering his second professional season, signed by the Arizona Diamondbacks as a minor league free agent on May 13, 2022 out of Central Washington University.
- From 7/12-9/3/2022, he allowed just four (4) earned runs across 12 relief appearances (18.2 IP), good for a 1.99 ERA over the stretch with his 26 punch outs being good for a K/9 of 12.9

**2023 SPLITS**
**VS. RHB:** .200/.200/.400, H, 2B  
**HOME:** 2 G, 0-0, 2.2 IP, H, 3 BB, 2 K  
**W/ RISP:** .000/.250/.000, 2 BB, K

**VS. LHB:** .000/.429/.000, 3 BB, 2 K  
**AWAY:**

## RECENT APPEARANCES

DATE	DEC	P-S	IP	H	R	ER	HR	BB	SO	IR/S
4/26	ND	10-5	0.1	0	0	0	0	1	0	3/1
4/28	ND	37-20	2.1	1	0	0	0	2	2	2/1

**LAST WIN:** 7/28/22 @ EUG (A+)

**LAST LOSS:** 9/6/22 @ EVE (A+)

**LAST SAVE:** 8/28/22 @ VAN (A+)

## #24 LHP WILL MABREV

**2023 HIGHS:** IP - 2.0, K - 2, BB - 2, H - 3, R - 2, ER - 2

**HEIGHT:** 6'0"

**WEIGHT:** 185

**B/T:** L/L

**AGE:** 22 (9/23/00 in Cookeville, TN)

**6 G**
**1-0**
**2/2 SV/SVO**
**8/3 K/BB**
**4.32 ERA**
**OVERALL:** 6 G, 2 GF, 2 HLD, 8.1 IP, 6 H, 4 R, 4 ER, 2 HR, 8 K, 3 BB

**AUGUST:** 1 G, 0-0, 9.00 ERA, GF, SV, 1.0 IP, H, ER, HR, K

**LAST 10 G:** 1-0, 4.62 ERA, 2 GF, 2 HLD, 8.1 IP, 6 H, 4 R, 4 ER, 2 HR, 8 K, 3 BB **VS. CC:** 1 G, 0-0, 9.00 ERA, GF, SV, 1.0 IP, H, ER, HR, K

- Selected by the Arizona Diamondbacks in the 6th round of the 2022 MLB Draft out of the University of Tennessee
- Following the draft, was placed on the 60-day IL
- Made his professional debut on April 6, 2023 with Low-A Visalia...In 9 games, went 2-0 with a 3.95 ERA over 13.2 IP
- Appeared in 18 games with High-A Hillsboro going 1-1 with a 2.33 ERA over 27.0 IP and had 31 K to just five walks.

**2023 SPLITS**
**VS. RHB:** .158/.304/.474, 3 H, 2 HR, 2 RBI, 3 K, 3 BB, 24 PA  
**HOME:** 4 G, 0-0, 5.06 ERA, 2/2 SVO, HLD, 5.1 IP, 5 H, 3 ER, 2 HR, 5 K, 3 BB  
**W/ RISP:** .111/.200/.111, H, RBI, 2 K, BB, 11 PA

**VS. LHB:** .273/.273/.364, 3 H, 2B, RBI, 5 K, 11 PA  
**AWAY:** 2 G, 1-0, 3.00 ERA, 3.0 IP, H, ER, 3 K

## RECENT APPEARANCES

DATE	DEC	P-S	IP	H	R	ER	HR	BB	SO	IR/S
7/14	ND	20-9	1.0	0	0	0	0	1	1	0/0
7/18	S (1)	19-15	2.0	1	0	0	0	0	2	2/0
7/21	H (1)	31-17	1.1	3	2	2	1	2	1	0/0
7/25	ND	20-13	1.0	1	1	1	0	0	1	0/0
7/29	W (1)	20-13	2.0	0	0	0	0	0	2	0/0
8/1	S (2)	14-9	1.0	1	1	1	1	1	0	0/0

**LAST WIN:** 7/29/23 @ MID

**LAST LOSS:** 6/3/23 @ EVE (A+)

**LAST SAVE:** 8/1/23 vs CC

## #40 CHRISTIAN MONTES DE OCA - RHP

**2023 HIGHS:** IP - 2.1, K - 3, BB - 2, H - 5, R - 4, ER - 3

**HEIGHT:** 6'4"

**WEIGHT:** 230

**B/T:** R/R

**AGE:** 23 (8/30/1999 in Santo Domingo, Dominican Republic)

**28 G**
**1-2**
**2/4 SV/SVO**
**32/18 K/BB**
**5.06 ERA**
**OVERALL:** 28 G, 7 HLD, 12 GF, 37.1 IP, 34 H, 21 ER, 4 HR, 32 K, 18 BB

**JULY:** 8 G, 1-1, 4.50 ERA, 3 GF, HLD, 0/1 SV, 12.0 IP, 14 H, 6 ER, 3 HR, 11 K, 4 BB

**LAST 10 G:** 1-1, 3.60 ERA, 2 HLD, 15.0 IP, 14 H, 3 HR, 6 ER, 13 K, 5 BB **VS. CC:** 4 G, 0-0, 2.25 ERA, 3 GF, SV, 4.0 IP, H, ER, 4 K, BB

- Allowed runs in just two of his 10 games with Low-A Visalia to begin his professional career in 2022.
- Made his professional debut on 4/21/2022 vs. San Jose tossing two scoreless innings where he struck out five batters.
- Was a perfect 13-for-13 in save opportunities, tied for the most in the Diamondbacks farm system in 2022.
- By April's end, he earned a 1.02 WHIP and a .139 BAA (5-for-36) in seven relief appearances (10.2 IP).

**2023 SPLITS**
**VS. RHB:** .169/.213/.270, 15 H, 2 HR, 2B, 3B, 7 RBI, 25 K, 4 BB  
**HOME:** 13 G, 1-0, 5.79 ERA, 18.2 IP, 20 H, 12 ER, HR, 17 K, 9 BB  
**W/ RISP:** .304/.365/.370, 14 H, 3 BB, 15 K, 4 BB

**VS. LHB:** .365/.493/.577, 19 H, 5 2B, 2 HR, 15 RBI, 7 K, 14 BB  
**AWAY:** 15 G, 0-2, 4.34 ERA, 6 HLD, 18.2 IP, 14 H, 9 ER, 3 HR, 15 K, 9 BB

## RECENT APPEARANCES

DATE	DEC	P-S	IP	H	R	ER	HR	BB	SO	IR/S
6/4	H (5)	22-12	0.1	1	1	0	0	2	1	0/0
6/8	ND	24-12	2.0	0	0	0	0	1	0	0/0
6/11	H (6)	18-11	1.0	0	0	0	0	1	1	0/0
6/30	ND	20-14	2.0	0	0	0	0	0	1	0/0
7/3 (2)	W (1)	38-24	2.0	2	1	1	1	1	3	0/0
7/6	L (2) BS (2)	27-17	1.0	3	4	3	1	2	0	0/0
7/9	H (7)	33-21	2.0	2	0	0	0	1	1	0/0
7/15	ND	18-14	2.0	0	0	0	0	0	1	0/0
7/20	ND	19-14	1.0	1	0	0	0	0	1	0/0
7/23	ND	33-26	2.0	4	2	1	0	0	2	1/1
7/27	ND	9-6	1.0	0	0	0	0	0	1	0/0
7/30	ND	24-15	1.0	2	2	1	1	0	2	0/0

**LAST WIN:** 7/3/23 (2) vs TUL

**LAST LOSS:** 7/5/23 @ SPR

**LAST SAVE:** 5/21/23 @ FRI

## #41 MICHEL OTANEZ - RHP

**2023 HIGHS:** IP - 2.0, K - 3, BB - 3, H - 3, R - 5, ER - 5












**HEIGHT:** 6'4"

**WEIGHT:** 218

**B/T:** R/R

**AGE:** 26 (7/3/1997 in Villa La Mata, Dominican Republic)

**17 G**
**2-2**
**0/3 SV/SVO**
**30/14 K/BB**

#31 JAKE RICE - LHP				2023 HIGHS: IP - 1.1, K - 3, BB - 3, H - 3, R - 5, ER - 5				RECENT APPEARANCES			
HEIGHT: 6'1"		WEIGHT: 220		B/T: L/L		AGE: 26 (7/19/1997 in Birmingham, AL)					
26 G	2-0	2/2 SV/SVO	28/26 K/BB	10.72 ERA							
OVERALL: 26 G, HLD, 7 GF, 22.2 IP, 17 H, 27 ER, 2 HR, 28 K, 26 BB, 7 HB				JULY: 4 G, 0-0, 5.40 ERA, 3.1 IP, 2 H, 2 ER, 4 K, 5 BB							
LAST 10 G: 0-0, 6.00 ERA, HLD, GF, 9.0 IP, 6 H, 6 ER, HB, 10 K, 13 BB				VS. CC: 5 G, 0-0, 24.92 ERA, GF, 4.1 IP, 5 H, 12 ER, HR, 7 K, 10 BB							
<p> Made his professional and Low-A debut on 8/18/2021 and tossed 3.2 innings of relief, allowing just one (1) hit and punching out six (6).</p> <p> In his Double-A and Soddie debut (5/26/2022 @ARK), he tossed 2.0 IP of relief and held the Travelers scoreless while scattering just two (2) hits and one (1) walk.</p> <p> During his time in Hillsboro in 2022 (4/9-5/22), tied 1st in wins (3) and 2nd in game appearances (11) among qualified club mates.</p> <p> From 8/12-9/16/2022 (AMA), he held his opponent scoreless in eight (8) out of 10 straight relief appearances (9.2 IP), allowing just four (4) earned runs and punching out 10 in the process (3.91 ERA).</p>											
2023 SPLITS		VS. RHB: .216/.438/.392, 11 H, 3 2B, 2 HR, 16 RBI, 19 K, 16 BB, 5 HB HOME: 14 G, 1-0, 6.57 ERA, 12.1 IP, 9 H, 9 R, 9 ER, HR, 14 K, 13 BB W/ RISP: .345/.545/.517, 10 H, 2 2B, HR, 20 RBI, 9 K, 13 BB, HB				VS. LHB: .194/.419/.226, 6 H, 2B, 6 RBI, 9 K, 10 BB, 2 HB AWAY: 12 G, 1-0, 15.68 ERA, 10.1 IP, 8 H, 18 ER, HR, 14 K, 13 BB, 6 HB				LAST WIN: 4/25/23 vs. FRI LAST LOSS: 8/24/21 vs. RC (A-) LAST SAVE: 5/19/23 @ FRI	
#25 MITCHELL STUMPO - RHP				2023 HIGHS: IP - 2.1, K - 4, BB -4, H - 4, R - 3, ER - 3				RECENT APPEARANCES			
HEIGHT: 6'2"		WEIGHT: 205		B/T: R/R		AGE: 26 (6/17/1996 in Raleigh, NC)					
22 G	1-2	-/- SV/SVO	39/27 K/BB	7.23 ERA							
OVERALL: 22 G, 2 HLD, 7 GF, 23.2 IP, 23 H, 22 R, 19 ER, 3 HR, 39 K, 27 BB				JULY: 8 G, 0-0, 6.43 ERA, 7.0 IP, 4 H, 5 ER, 15 K, 10 BB, HB							
LAST 10 G: 0-1, 7.59 ERA, 2 GF, 10.2 IP, 8 H, 10 R, 9 ER, 3 HR, 19 K, 13 BB				VS. CC: 4 G, 0-1, 10.13 ERA, 2 GF, HLD, 5.1 IP, 8 H, 7 R, 6 ER, 2 HR, 7 K, 4 BB							
<p> Signed by the Arizona Diamondbacks as a minor league free agent on 7/2/2019 out of Guilford College (Guilford, NC).</p> <p> In his debut season from 8/8-8/30, appeared in seven straight games (9.0 IP) without allowing a run, conceding just two hits, a plunk and three walks while fanning 12 for a 12.0 K/9 and a 4.0 strikeout to walk ratio.</p> <p> Last season with Triple-A Reno, he finished the season with a 1.34 WHIP and a 10.6 K/9 (51 K, 43.1 IP)</p>											
2023 SPLITS		VS. RHB: .222/.368/.315, 12 H, HR, 2 2B, 12 RBI, 21 K, 11 BB HOME: 10 G, 1-0, 5.56 ERA, 11.1 IP, 8 H, 7 ER, HR, 19 K, 15 BB W/ RISP: .265/.500/.294, 9 H, 2B, 18 RBI, 16 K, 16 BB				VS. LHB: .289/.491/.500, 11 H, 3B, 2 HR, 10 RBI, 18 K, 16 BB AWAY: 12 G, 0-2, 8.76 ERA, 12.1 IP, 15 H, 15 R, 12 ER, 2 HR, 20 K, 12 BB				LAST WIN: 5/31/23 vs. SPR LAST LOSS: 6/23/23 @ CC LAST SAVE: 4/12/23 vs SAC (AAA)	
#29 RAFFI VIZCAINO - RHP				2023 HIGHS: IP - 2.0, K - 6, BB - 3, H - 2, R - 3, ER - 3				RECENT APPEARANCES			
HEIGHT: 6'0"		WEIGHT: 237		B/T: R/R		AGE: 27 (12/2/1995 in Sabana Grande, Dominican Republic)					
14 G	0-1	2/3 SV/SVO	24/12 K/BB	5.51 ERA							
OVERALL: 14 G, 7 GF, 2 HLD, 16.1 IP, 13 H, 12 R, 10 ER, 4 HR, 24 K, 12 BB				AUGUST: 1 G, 0-0, 0.00 ERA, HLD, 2.0 IP, 2 K, BB							
LAST 10 G: 0-1, 5.56 ERA, 4 GF, 2 HLD, 11.1 IP, 9 H, 9 R, 7 ER, 3 HR, 12 K, 8 BB				VS. CC: 3 G, 0-0, 5.40 ERA, GF, HLD, 5.0 IP, 3 H, 3 ER, HR, 10 K, 5 BB							
<p> Entering his ninth professional season after taking a one year hiatus for the 2022 campaign, professionally debuting back in 2013.</p> <p> During his debut 2013 season, he posted a 3.80 ERA across 11 game starts (47.1 IP) while punching out 41 batters.</p> <p> This season will be his first in the yellow city and the third season that he spends time at the Double-A level.</p> <p> In his most recent season (2021), he logged a 5.40 ERA (24 ER, 40.0 IP) in 32 relief appearances (2 GS).</p>											
2023 SPLITS		VS. RHB: .244/.333/.489, 11 H, 3 HR, 2 2B, 7 RBI, 19 K, 6 BB HOME: 8 G, 0-0, 7.20 ERA, 3 GF, HLD, 10.0 IP, 10 H, 10 R, 8 ER, 3 HR, 16 K, 9 BB W/ RISP: .300/.417/.600, 3 H, HR, 4 RBI, 4 K, 2 BB				VS. LHB: .125/.364/.313, 2 H, HR, RBI, 5 K, 6 BB AWAY: 6 G, 0-1, 2.84 ERA, 4 GF, 2/3 SVO, 6.1 IP, 3 H, 2 R, 2 ER, HR, 8 K, 3 BB				LAST WIN: 4/28/23 vs SUG (AAA) LAST LOSS: 7/5/23 @ SPR LAST SAVE: 7/9 @ SPR	

**PITCHER STARTS:** Albright (20), Patrick (19), Hill (18), Olivero (17), Bain (7), Tineo (4), Jarvis (3), Lin (3), Solomon (3), Grammes (2), Davies (1)

[illegible]

### PITCHING STREAKS (NO EARNED RUNS)

CONSECUTIVE SCORELESS INNINGS			CONSECUTIVE SCORELESS APPEARANCES		
PLAYER	LENGTH (IP) - DATES	STREAK STATS	PLAYER	LENGTH - DATES	STREAK STATS
Patrick	16.2 - 7/19-30	3 GS, 14 K, 10 H, 2 BB	Green	12 G, 6/3-7/8	8 H, 13 K, 4 BB, 58 BF
Green	15.1 - 6/3-7/8	12 G, 8 H, 13 K, 4 BB	Backhus	9 G - 5/18-6/11	10 H, 14 K, 4 BB, HB
Hill	14.1 - 7/15-27	3 GS, 6 H, 13 K, 4 BB	Saalfrank	8 G - 5/7-5/30	3 H, 17 K, 5 BB, HB
Saalfrank	12.1 - 5/4-5/30	9 G, 3 H, 18 K, 5 BB, HB	<b>Backhus</b>	<b>6 G, 7/8-30</b>	<b>7 H, 7 K, 5 BB</b>
Patrick	11.1 - 5/21-6/3	3 GS, 3 H, 12 K, 4 BB	Pope	6 G - 5/26 - 6/16	4 H, 11 K, 35 BF
Backhus	10.2 - 5/18-6/11	9 G, 10 H, 14 K, 4 BB, HB	Backhus	6 G - 4/15-5/3	2 H, 2 BB, 9 K
Pope	10.1 - 5/26-6/20	7 G, 4 H, 13 K, 2 BB, HB	<b>Grammes</b>	<b>5 G, 7/15-29</b>	<b>10 H, 14 K, 2 BB, HBP</b>
Backhus	9.1 - 4/12-5/6	8 G, 4 H, 12 K, 2 BB	Rice	4 G, 6/3-15	H, 3 K, 2 BB, HB
<b>Grammes</b>	<b>8.1 - 7/15-29</b>	<b>5 G (2 GS), 10 H, 14 K, 2 BB, HBP</b>	Grammes	3 G, 6/28-7/5	2 H, 4 K, 3 BB
Lin	7.2 - 7/22-28	2 GS, 4 H, 9 K, BB, HBP	Montes De Oca	3 G, 7/9-20	3 H, 3 K, BB
Hill	7.1 - 4/8-4/15	2 GS, 6 H, 9 K, 4 BB, HBP	Montes De Oca	3 G, 6/8-30	2 K, 2 BB
<b>Backhus</b>	<b>7.0 - 7/8-30</b>	<b>6 G, 7 H, 7 K, 5 BB</b>	Otanez	3 G, 6/21-29	7 K, 3 BB
Lin	6.2 - 7/16-22	2 GS, 2 H, 8 K, 2 BB	Pope	3 G, 5/10-19	6 H, 6 K, BB
Goddard	6.0 - 4/26-5/9	4 G, 8 K, H	Rice	3 G, 7/16-23	H, K, 4 BB

## EJECTIONS

PLAYER/COACH	DATE/LOCATION	UMPIRE	REASON
Shawn Roof	4/30, HODGETOWN vs. FRI	HP Jarrod Moehlmann	Arguing call
Shawn Roof	5/20, Riders Field @ FRI	3B Steven Rios Jr.	Arguing call
Shawn Roof	6/9, Momentum Bank Ballpark @ MID	3B Sean Sparling	Checked swing
Jamison Hill	6/18, HODGETOWN vs SA	1B Steven Rios Jr.	Words
Shawn Roof	6/18, HODGETOWN, vs SA	HP Malcom Smith	Arguing call
Juan Centeno	6/30, HODGETOWN, vs TUL	HP Jarrod Moehlmann	Arguing call
Tom Gorzelanny	7/28, Momentum Bank Ballpark @ MID	HP Chris Murphy	Balls/Strikes

## AWARDS

PLAYER/COACH	AWARD	DATES	STATS
Bryce Jarvis	TEX Pitcher of the Week	4/17-4/23/2023	W, 5.0 IP, 0 H, 8 K, 4 BB
Ryan Bliss	Texas League Player of the Month	April	.410 AVG (34-for-83), 2 HR, 14 RBI, 17 R, 18 G
Chad Patrick	TEX Pitcher of the Week	5/22-5/28/2023	W, 7.0 IP, 2 H, 6 K, 2 BB
Ryan Bliss	Texas League Player of the Month	May	.361 AVG (35-for-97), 5 HR, 13 RBI, 21 R, 23 G
Andrew Saalfrank	Amarillo Player of the Month	May	9 C, 1-0, 1.42 ERA, 12.2 IP
Ryan Bliss	Amarillo Player of the Month	May	.361 AVG (35-for-97), 5 HR, 13 RBI, 21 R, 23 G
Caleb Roberts	TEX Player of the Week	6/28-7/2	.438 (7-for-16) 3 HR, 2 2B, 4 RBI, 3 BB, 1.675 OPS

## 2023 MILESTONES ON THE HORIZON

NAME	MILESTONE	TO MEET
------	-----------	---------

## 2023 MILESTONES REACHED

NAME	MILESTONE	DATE
Luke Albright	150 Career IP	4/7 @ FRI
Ryan Bliss	150 Career Hits	4/14 vs. CC
A.J. Vukovich	150 Career RBI	4/16 vs. CC
Tim Tawa	150 Career Hits	4/16 vs. CC
A.J. Vukovich	150 Career RBI	4/16 vs. CC
Andrew Saalfrank	100 Career Strikeouts	4/20 @ NWA
Jamison Hill	150 Career Strikeouts	4/21 @ NWA
Austin Pope	200 Career Strikeouts	4/21 @ NWA
Austin Pope	200 Career IP	6/24 @ CC
Devison De Los Santos	150 Career RBI	4/26 vs. FRI
Jackson Goddard	150 Career Strikeouts	4/28 vs. FRI
Deyni Olivero	400 Career IP	4/29 vs. FRI
Tristin English	250 Career Hits	4/29 vs. FRI
Adrian Del Castillo	100 Career Hits	4/30 vs. FRI
A.J. Vukovich	250 Career Hits	5/4 @ CC
Michel Otanez	250 Career Strikeouts	5/17 @ FRI
Ryan Bliss	200 Career Hits	5/28 @ SA
Ryan Bliss	100 Career RBI	6/17 vs SA
Kyle Backhus	100 Career IP	6/1 vs. SPR
Deyni Olivero	300 Career Strikeouts	6/3 (2) vs. SPR
Jordan Lawlar	150 Career Hits	6/3 (1) vs. SPR
Josh Green	250 Career Strikeouts	6/14 vs SA
Jeff Bain	500 Career Strikeouts	7/3 (2) vs TUL
Tim Tawa	Most Single-Season HR	14, 7/15 vs FRI
Caleb Roberts	Most Single-Season HR	10, 7/15 vs FRI
Jordan Lawlar	100 Career RBI	7/16 vs FRI
A.J. Vukovich	Most Single-Season HR	18, 7/22 vs WCH
Seth Beer	450 Career MiLB Hits	7/22 vs WCH
Kyle Backhus	150 Career Strikeouts	7/28 @ MID
Austin Pope	250 Career Strikeouts	7/29 @ MID
Chad Patrick	150 Career Strikeouts	7/30 @ MID

## SOD POODLES vs. LEAGUE IN 2023 (REGULAR SEASON)

NORTH DIVISION	OVERALL	HOME	AWAY	SOUTH DIVISION	OVERALL	HOME	AWAY
Arkansas	0-0	0-0	0-0	Corpus Christi	9-10	4-3	5-7
NW Arkansas	3-3	0-0	3-3	Frisco	9-9	5-4	4-5
Springfield	7-5	4-2	3-3	Midland	11-7	2-4	9-3
Tulsa	5-1	5-1	0-0	San Antonio	4-8	2-4	2-4
Wichita	4-2	4-2	0-0	---			

## SOD POODLES vs. LEAGUE ALL-TIME (REGULAR SEASON)

NORTH DIVISION	OVERALL	HOME	AWAY	SOUTH DIVISION	OVERALL	HOME	AWAY
Arkansas	11-14	6-6	5-8	Corpus Christi	50-47	24-17	26-30
NW Arkansas	18-14	8-5	10-9	Frisco	46-49	27-26	19-23
Springfield	20-17	10-8	10-9	Midland	56-43	26-23	30-20
Tulsa	22-22	13-12	9-10	San Antonio	27-29	12-12	15-17
Wichita	14-10	7-5	7-5	---			



## SOD POODLES OFFENSE

**Most Runs, Game:** 15 (7/3 (2) vs TUL)  
**Most Runs, Inning:** 7 (5x: Last: 6/29 vs. TUL, 1st inning)  
**Most Hits, Game (Team):** 18 (3x: Last: 6/8 @ MID)  
**Most Hits, Game (Indiv.):** 4 (4x: Last: Roberts, 8/1 vs CC)  
**Fewest Hits, Game:** 2 (3x: Last: 5/18 @ FRI)  
**Most Hits, Inning:** 8 (5/5 @ CC, 3rd inning)  
**Most HRs, Game (Team):** 5 (3x, Last: 7/15 vs FRI)  
**Most HRs, Game (Indiv.):** 3 (Vukovich, 7/3 (1) vs TUL)  
**Most HR, Inning (Team):** 3 (2x, Last: 7/1 vs TUL, 6th inning)  
**Most SBs, Game (Team.):** 9 (7/1 vs. TUL)  
**Most SBs, Game (Indiv.):** 3 (3x, Last: Bliss, 7/3 (1) vs TUL)  
**Grand Slams:** 4 (Last: Duzenack, 7/30 @ MID)  
**Most Runners LOB, Team:** 14 (2x, Last: 7/4 @ SPR)  
**Most Runs Combined (Two Teams):** 23 (4x: Last: 6/10 @ MID)  
**Most Hits Combined (Two Teams):** 33 (4/12 vs. CC)  
**Most Home Runs During Series (Two Teams):** 31 (6/28-7/3 vs. TUL)  
**Most Runs To Overcome Deficit:** 10 (4/26 vs. FRI)

## SOD POODLES DEFENSE

**Most Errors, Team:** 4 (2x, Last: 5/23 @ SA)  
**Most Errors, Individual:** 2 (2x, Last: Duezenack, 7/28 @ MID)  
**Most Double Plays:** 3 (2x, Last: 7/18 vs. WCH)

## SOD POODLES PITCHING

**Most Ks, Team (9 innings):** 14 (2x, Last: 8/1 vs CC)  
**Most Ks, Team (extra innings):** 16 (6/30 vs TUL (13)  
**Most Walks, Team:** 11 (2x: Last: 5/26 @ SA)  
**Shutouts:** 5 (Last: 7/16 vs FRI)  
**Complete Games (9 IP):** --  
**Complete Games (7 IP):** --  
**Complete Game Shutout, Individual:** --  
**Complete Game Shutout (9.0 IP) Individual:** --  
**Longest Start:** 7.0 IP (4x, Last: Lin, 7/22 vs WCH)  
**Longest Relief Appearance:** 3.1 IP (2x: Last: Workman, 4/26 vs. FRI)  
**Most Ks, Individual:** 10 (Albright, 8/1 vs CC)  
**Most Walks, Individual:** 6 (2x: Last: Olivero, 5/23 @ SA)

## OPPONENTS OFFENSE

**Most Runs, Game:** 16 (2x: Last: 5/11 vs. MID)  
**Most Runs, Inning:** 8 (2x: Last: 5/17 @ FRI, 5th inning)  
**Most Hits, Game (Team):** 19 (5/11 vs. MID)  
**Most Hits, Game (Indiv.):** 5 (2x: Last: Calabuig, 5/11 vs. MID)  
**Fewest Hits, Game:** 2 (3x: Last: 5/27 @ SA)  
**Most Hits, Inning:** 7 (2x, Last: 6/20 @ CC)  
**Most HRs, Game (Team):** 5 (2x, Last: 7/3 (2) vs. TUL)  
**Most HRs, Game (Indiv.):** 3 (Rave, 4/18 @ NWA)  
**Most SBs, Game (Indiv.):** 3 (Acuña, 4/30 vs. FRI)  
**Grand Slams Against:** 5 (Last: Hicks, 5/20 @ FRI)  
**Most Runners LOB, Team:** 14 (5/26 @ SA)  
**Most Runs To Overcome Deficit:** 7 (7/28 @ MID)

## OPPONENTS PITCHING

**Most Ks Team (9 innings):** 17 (6/14 vs SA)  
**Most Ks, Team (extra innings):** 15 (6/30 vs TUL)  
**Most Walks, Team:** 12 (6/20 @ CC)  
**Most Ks, Individual:** 10 (Leiter, 5/17 @ FRI)  
**Most Walks, Individual:** 5 (3x, Last: Martinez, J, 7/9 @ SPR)

## OPPONENTS DEFENSE

**Most Errors, Team:** 3 (5x, Last: 7/4 @ SPR)  
**Most Errors, Individual:** 3 (Whitcomb, 4/12 vs. CC)  
**Most Double Plays:** 3 (2x, Last: 7/28 @ MID)

## MISCELLANEOUS

**Longest Home Game Time (9 innings):** 3:36 (6/15 vs. SA)  
**Shortest Home Game Time (9 innings):** 2:08 (7/21 vs. WCH)  
**Longest Road Game Time (9 innings):** 3:13 (5/5 @ CC)  
**Shortest Road Game Time (9 innings):** 2:05 (5/2 @ CC)  
**Longest Game Time (7 innings):** 2:32 (5/14 (2) vs. MID)  
**Shortest Game Time (7 innings):** 1:39 (6/3 (2) vs. SPR)  
**Longest Extra-Inning Game:** 3:42 (6/30 vs TUL)  
**Longest Game (Innings):** 13 (6/30 vs TUL)  
**Longest Game Delay (Home):** 0:40, 5/31 vs. SPR (rain)  
**Longest Game Delay (Road):** 1:53, 5/19 @ FRI (rain)  
**Highest Attendance (Home):** 7,588 (7/3 vs. TUL)  
**Highest Attendance (Road):** 10,019 (5/16 @ FRI)  
**Lowest Attendance (Home):** 3,231 (4/25 vs. FRI)  
**Lowest Attendance (Road):** 2,041 (7/30 @ MID)

# **LAST TIME IT HAPPENED - 2023**

## SOD POODLES (INDIVIDUAL)

**Perfect Game:**  
**No-Hitter (Individual):**  
**No-Hitter (Combined):**  
**No-Hitter (7-Inning):**  
**1-Hitter (Individual):**  
**1-Hitter (Combined):**  
**2-Hitter (Individual):**  
**2-Hitter (Combined):** 3x: Last: 5/27 @ SA, Patrick/Saalfrank  
**3-Hitter (Combined):** 7x: Last: 7/16 vs FRI, Lin/Pope/Rice/Backhus  
**3-Hitter (Individual):**  
**Complete Game Shutout (9 Inning):**  
**Complete Game Shutout (7 Inning):**  
**10 or more strikeouts (P):** Albright (10, 8/1 vs CC)  
**Four (4) Hits:** 4x, Last: Roberts (8/1 vs CC)  
**Five (5) Hits:**  
**Six (6) Hits:**  
**Three (3) Doubles:**  
**Four (4) Doubles:**  
**Two (2) Triples:**  
**Two HR Game:** 5x, Last: Melendez (7/23 vs WCH)  
**Three HR Game:** Vukovich (7/3 (1) vs TUL)  
**Grand Slam (Home):** 2x, Last: Roberts (7/3 (2) vs. TUL)  
**Grand Slam (Road):** 2x, Last: Duzenack (7/30 @ MID)  
**Inside-The-Park HR:** Lawlar (7/3 (1) vs TUL)  
**Back-To-Back HRs:** 6x: Last: Roberts/Melendez (7/23 vs. WCH)  
**Back-To-Back-To-Back HRs:**  
**HR, Both Sides of the Plate:**  
**Hitting for the Cycle:**

**HR in 2 straight games:** 18x: Last: Vukovich (7/21-22 vs WCH)  
**HR in 3 straight games:** 2x, Last: Castillo (7/15-16 vs FRI, 7/18 vs WCH)  
**HR in 4 straight games:** Roberts (6/30-7/3 vs TUL)  
**Triple in 2 straight games:**  
**Five (5) RBI:** 3x, Last: Vukovich (7/22 vs WCH)  
**Seven (7) RBI:** Vukovich (7/3 (1) vs TUL)  
**Three Runs:** 17x: Last: Duzenack (7/29 @ MID)  
**Four Runs:** 4x, Last: Vukovich (7/3 (1) vs TUL)  
**Five Runs:**  
**Two Stolen Bases:** 10x: Last: Lawlar (7/3 (1) vs TUL)  
**Three Stolen Bases:** 3x, Last: Bliss (7/3 (1) vs TUL)  
**Four Stolen Bases:**  
**Steal of home (straight):**  
**Steal of home (double steal):** 2x, Last: Bliss/Lawlar, 6/22 @ CC  
**Four (4) Walks:** Roberts (5/31 vs. SPR)  
**Five (5) Walks:**  
**10 Total Bases in a game:** Vukovich (12, 7/3 (1) vs TUL)

## SOD POODLES TEAM

**20 Runs, Game:**  
**20 Hits, Game:**  
**10+ Runs, Inning:**  
**Back-to-back 15-hit games:**  
**Everyone in order gets a hit:** 7x: Last: 7/3 (1) vs TUL  
**Everyone in order scores a run:** 5/5 @ CC  
**Only player in order to get a hit:**  
**15+ Strikeouts, Game (Batting):** 2x, Last: 6/30 vs TUL (15)  
**Triple Play:**  
**Winning Streak:** 7 (6/6-6/13)  
**Losing Streak:** 4 (2x: Last: 5/23-5/26)



# HIGHS & LOWS - ALL TIME



## SOD POODLES OFFENSE

**Most Runs, Game:** 20 (9/11/21 vs. TUL)  
**Most Runs, Inning:** 11 (6/11/22 vs. FRI, 8th inning)  
**Most Hits, Game:** 24 (9/11/21 vs. TUL)  
**Most Hits, Game (Indiv.):** 5 (3x: Last: Barrosa, 7/22 @ MID)  
**Fewest Hits, Game:** 0 (5/26/22 @ ARK)  
**Most HRs, Game (Team):** 7, (6/5/21 @ FRI)  
**Most HRs, Game (Indiv.):** 3, 2x, Last: Vukovich (7/3/23 (1) vs TUL)  
**Grand Slams:** 15 (Last: Duzenack, 7/30 @ MID, 7th inning)  
**Most SBs, Game (Team.):** 9 (7/1/23 vs. TUL)  
**Most SBs, Game (Indiv.):** 3 (8x: Last: Bliss, 7/3/23 (1) vs. TUL)  
**Most Runners LOB, Team:** 14 (5x: Last: 7/4/23 @ SPR)  
**Most Runs Combined (Two Teams):** 33 (4/12/23 vs. CC)  
**Most Hits Combined (Two Teams):** 37 (2x: Last: 4/23/22 vs SA)  
**Most Home Runs During Series (Two Teams):** 34 (9/7-12/21 vs. TUL)  
**Most Runs To Overcome Deficit:** 10 (4/26/23 vs. FRI)

## SOD POODLES DEFENSE

**Most Errors, Team:** 5 (6/19/21 vs. MID)  
**Most Errors, Individual:** 2 (27x: Last: Duzenack, 7/28/23 @ MID)  
**Most Ground Into Double Plays:** 4 (2x: Last: 9/17/21 vs. FRI)

## SOD POODLES PITCHING

**Most Ks, Team (9 innings):** 17 (2x: Last: 5/9/21 @ TUL)  
**Most Ks, Team (extra innings):** 19 (5/11/19 @ CC)  
**Most Walks, Team:** 12 (8/27/22 @ CC)  
**Shutout:** 25x: Last: 7/16/23 vs FRI  
**Last Complete Game (9 IP):** --  
**Last Complete Game (7 IP):** Nelson (G1, 9/1/21 @ SA)  
**Last Complete Game (5 IP):** Walston (7/29/22 vs. CC)  
**Last Complete Game Shutout:** Frias (8/1/21 vs. SA (7))  
**Longest Start:** 8.0 IP (Cecconi, 6/8/22 vs FRI)  
**Longest Relief Appearance:** 3.1 IP (4x, last: Workman, 4/26 vs FRI)  
**Most Ks, Individual:** 12 (4x: Last: Pfaadt: 6/23/22 @ CC)  
**Most Walks, Individual:** 7 (Nelson, 7/6/21 @ SA)



# LAST TIME IT HAPPENED - ALL TIME

## SOD POODLES (INDIVIDUAL)

**Perfect Game:**  
**No-Hitter (Individual):**  
**No-Hitter (Combined):**  
**No-Hitter (7-Inning):** 2x: Tabor, 7/11/21 @ SA; Frias, 8/1/21 vs. SA  
**1-Hitter (Individual):** 7/29/22 (Walston, 5-inning game)  
**1-Hitter (Combined):** 2x: Last: 4/16/22 (Jarvis, Weiss - 7 inning game)  
**2-Hitter (Individual):**  
**2-Hitter (Combined):** 5x: Last: 5/27/23 @ SA, Albright/Saalfrank  
**3-Hitter (Combined):** 22x: Last: 7/16/23 vs FRI, Lin/Pope/Rice/Backhus  
**3-Hitter (Individual):**  
**Complete Game Shutout (9 Inning):**  
**Complete Game Shutout (7 Inning):** 2x: Tabor, 7/11/21 @ SA; Frias, 8/1/21 vs. SA  
**10 or more strikeouts:** 15x, Last: Albright (8/1/23 vs. CC)  
**Four (4) Hits:** 32x: Last: Roberts (8/1/23 vs CC)  
**Five (5) Hits:** 3x: Last: Cedenio (8/18/22 @ MID)  
**Six (6) Hits:**  
**Three (3) Doubles:** 3x: Last: Carroll, (4/23/22 vs SA)  
**Four (4) Doubles:**  
**Two (2) Triples:**  
**Two HR Game:** 34x: Last: Melendez (7/23/23 vs. WCH)  
**Three HR Game:** 2x, Last: Roberts, 7/3/23 (2) vs TUL)  
**Grand Slam (Home):** 11x: Last: Roberts, 7/3/23 (2) vs. TUL)  
**Grand Slam (Road):** 4x: Last: Duzenack, 7/30/23 @ MID  
**Inside-The-Park HR:** 5x: Last: Lawlar (7/3/23 (1) vs TUL)  
**Back-To-Back HRs:** 22x: Last: Roberts/Melendez (7/23/23 vs. WCH)  
**Back-To-Back-To-Back HRs:**  
**B-2-B-2-B-2-B HRs:** 9/11/21 vs. TUL - Garrett/Kennedy/Fletcher/Canzone (3rd inning)  
**HR, Both Sides of the Plate:** 3x: Last: Stankiewicz (7/15/22 vs SA)  
**Hitting for the Cycle:**

## OPPONENTS OFFENSE

**Most Runs, Game:** 21 (2x: Last: 9/2/22 vs. FRI)  
**Most Runs, Inning:** 11 (9/2/22 vs. FRI, 5th inning)  
**Most Hits, Game (Team):** 23 (9/2/22 vs. FRI)  
**Most Hits, Game (Indiv.):** 6 (Guldborg, 4/10/22 vs MID)  
**Fewest Hits, Game:** 0 (2x: Last: 8/1/21 vs. SA - Frias no-hitter)  
**Most HRs, Game (Team):** 9 (Last: 5/17/22 vs. TUL)  
**Most HRs, Game (Indiv.):** 4 (Chandler Redmond, 8/10/22 vs SPR)  
**Most SBs, Game (Indiv.):** 3 (Acuña, 4/30/23 vs. FRI)  
**Grand Slams:** 23 (Last: Hicks, 5/20/23 @ FRI, off Hill, 5th inning)  
**Most Runners LOB, Team:** 16 (4/10/22 vs. MID)  
**Most Runs To Overcome Deficit:** 10 (7/18/21 @ MID)

## OPPONENTS PITCHING

**Most Ks Team (9 innings):** 17 (3x: Last: 6/14/23 vs SA)  
**Most Ks, Team (extra innings):** 19 (5/11/19 @ CC, 10)  
**Most Walks, Team:** 12 (6/20 @ CC)  
**Shutout:** 21x: Last: 4/22/23 @ NWA  
**Last Complete Game:** Jones (5/26/22 (2) @ ARK)  
**Last Complete Game Shutout (7 IP):** Jones (5/26/22 (2) @ ARK)  
**Most Ks, Individual:** 14 (Dustin May, 6/22/19 @ TUL)  
**Most Walks, Individual:** 7 (Robaina, 7/31/22 vs. CC)

## OPPONENTS DEFENSE

**Most Errors, Team:** 4 (5x: Last: 7/22/22 @ MID)  
**Most Errors, Individual:** 3 (3x: Last: Whitcomb, 4/12/23 vs. CC)  
**Most Ground Into Double Plays:** 4 (2x: Last: 9/14/22 @ SA)

## MISCELLANEOUS

**Longest Home Game Time (9 innings):** 4:08 (9/11/21 vs. TUL)  
**Shortest Home Game Time (9 innings):** 2:01 (6/8/22 vs FRI)  
**Longest Road Game Time (9 innings):** 3:34 (7/29/19 @ NWA)  
**Shortest Road Game Time (9 innings):** 1:50 (8/21/22 @ MID)  
**Longest Game Time (7 innings):** 2:36 (9/1/21 @ SA)  
**Shortest Game Time (7 innings):** 1:29 (5/26/22 (2) @ ARK)  
**Longest Extra-Inning Game:** 4:08 (4/22/22 vs. SA, 11)  
**Longest Game (Innings):** 13 (6/30/23 vs TUL)  
**Longest Game Delay (Home):** 3:15 (5/18/21 vs. MID)  
**Longest Game Delay (Road):** 1:53 (5/19/23 @ FRI)  
**Highest Attendance (Home):** 7,588 (7/3/23 vs. TUL)  
**Highest Attendance (Road):** 10,366 (5/18/19 @ FRI)  
**Lowest Attendance (Home):** 3,851 (6/1/22 vs. MID)  
**Lowest Attendance (Road):** 1,906 (8/17/22 @ MID)  
**Largest Margin of Victory:** 15 (19-4, 6/9/21 vs. CC)  
**Largest Margin of Defeat:** 19 (21-2, 9/2/22 vs. FRI)

## SOD POODLES TEAM

**HR in 2 straight games:** 61x: Last: Vukovich (7/21-22 vs. WCH)  
**HR in 3 straight games:** 9x: Last: Castillo (7/15-16 vs FRI, 7/18 vs WCH)  
**HR in 4 straight games:** Roberts (6/30-7/3/23 vs TUL)  
**Triple in 2 Straight games:** 5x: Last: Carroll (5/17-18 vs. TUL)  
**Triple in 3 straight games:** Carroll, 6/12-15 vs. FRI, @ SA)  
**Five (5) RBI:** 14x: Last: Vukovich (7/22/23 vs WCH)  
**Six (6) RBI:** 4x: Last: Forbes, (7/28/22 vs. CC)  
**Seven (7) RBI:** 2x, Last: Vukovich (7/3/23 (1) vs TUL)  
**Four Runs:** 10x: Last: Vukovich (7/3/23 (1) vs TUL)  
**Five Runs:** Perdomo (9/11/21 vs. TUL)  
**Two Stolen Bases:** 44x: Last: Lawlar (7/3/23 (1) vs TUL)  
**Three Stolen Bases:** 8x: Last: Bliss (7/3/23 (1) vs TUL)  
**Four Stolen Bases:**  
**Steal of home (straight):** 2x: Last: Barrosa (9/4/22 vs FRI)  
**Steal of home (double steal):** 3x: Last: Bliss/Lawlar (6/22/23 @ CC)  
**Four (4) Walks:** 3x: Last: Roberts (5/31/23 vs. SPR)  
**10 Total Bases in a Game:** 7x: Last: Vukovich, (7/3/23 (1) vs. TUL)  
**Most Total Bases in a game:** 12 (3x: Last: Vukovich (7/3/23 (1) vs. TUL)

**20 Runs, Game:** 20, 9/11/21 vs. TUL  
**20 Hits, Game:** 5x: Last: 20, 8/18/22 @ MID  
**10+ Runs, Inning:** 2x: Last: 6/11/22 vs. FRI (11, 8th inning)  
**Back-to-back 15-hit games:** 2x: Last: 4/22-4/23/22 vs. SA  
**Everyone in order gets a hit:** 33x: Last: 7/3/23 (1) vs. TUL  
**Everyone in order gets multiple-hits:** 5/8/22 vs. MID  
**Everyone in order scores a run:** 7x: Last: 5/5/23 @ CC  
**Only player in order to get a hit:** 4x: Last: Diaz, G1, 9/1/21 @ SA  
**15+ Strikeouts, Game (Batting):** 18x: Last: 6/30/23 vs TUL (15)  
**Triple Play:**  
**Winning Streak:** 7 (6/6-13/23)  
**Losing Streak:** 7 (7/30-8/6/22)

[illegible][illegible]

Game	Date	Opponent	W/L	Winning Pitcher	Losing Pitcher	Save	Record	Standing	Attendance	TOG
1	4/6	@ FRI	L, 12-4	Anderson, G (1-0)	Jarvis, B (0-1)	-	0-1	T-2nd (-1.0)	8,320	2:28
2	4/7	@ FRI	W, 3-1	Albright, L (1-0)	Krauth, N (0-1)	Backhus, K (1)	1-1	T-1st (+0.5)	8,655	2:16
3	4/8	@ FRI	W, 5-3	Rice, J (1-0)	Starr, N (0-1)	Vizcaino, R (1)	2-1	T-1st (+1.0)	9,030	2:57
4/9-10		OFF								
4	4/11	CC	L, 5-4	Melendez, J (1-0)	Patrick, C (0-1)	Macuare, A (1)	2-2	T-2nd (-1.0)	5,452	2:26
5	4/12	CC	W, 13-10	Mantiply, J (1-0)	Robaina, J (0-1)	-	3-2	T-1st (+1.0)	4,093	3:16
6	4/13	CC	W, 5-2	Jarvis, B (1-1)	Cobos, F (0-1)	Montes De Oca, C (1)	4-2	1st (+1.0)	4,547	2:39
7	4/14	CC	L, 13-10	Sprinkle, J (1-0)	Albright, L (1-1)	-	4-3	T-1st (+1.0)	6,417	2:54
8	4/15	CC	W, 5-3	Mantiply, J (2-0)	Gordon, C (0-2)	Backhus, K (2)	5-3	1st (+1.0)	6,146	2:28
9	4/16	CC	L, 11-5	Melendez, J (2-0)	Patrick, C (0-2)	-	5-4	T-1st (+1.0)	5,187	2:54
4/17		OFF								
10	4/18	@ NWA	L, 16-6	Del Rosario, Y (1-0)	Olivero, D (0-1)	-	5-5	T-1st (+1.0)	2,399	2:40
11	4/19	@ NWA	W, 5-0	Jarvis, B (2-1)	Veneziano, A (1-1)	-	6-5	T-1st (+1.0)	2,792	2:29
12	4/20	@ NWA	W, 3-2 (10)	Otanez, M (1-0)	Biasi, D (1-1)	Rice, J (1)	7-5	1st (+0.5)	3,751	3:08
13	4/21	@ NWA	L, 5-0	Hoffmann, A (2-1)	Hill, J (0-1)	-	7-6	T-1st (+1.0)	4,690	2:26
14	4/22	@ NWA	L, 5-0	Marsh, A (1-0)	Patrick, C (0-3)	-	7-7	T-1st (+3.0)	4,856	2:14
15	4/23	@ NWA	W, 6-2	Saalfrank, A (1-0)	Way, B (0-2)	-	8-7	T-1st (+0.5)	4,640	2:48
4/24		OFF								
16	4/25	FRI	W, 9-7	Rice, J (2-0)	Starr, N (1-2)	Backhus, K (3)	9-7	T-1st (+1.0)	3,231	2:34
17	4/26	FRI	W, 12-11 (10)	Workman, B (1-0)	Church, M (0-1)	-	10-7	1st (+1.0)	3,275	3:24
18	4/27	FRI	L, 5-1	Roby, T (1-2)	Bain, J (0-1)	-	10-8	1st (+0.5)	6,239	2:38
19	4/28	FRI	L, 12-6	Speas, A (1-0)	Patrick, C (0-4)	-	10-9	2nd (-0.5)	4,393	2:55
20	4/29	FRI	W, 11-4	Olivero, D (1-1)	Leiter, J (0-2)	-	11-9	1st (+0.5)	5,928	2:38
21	4/30	FRI	L, 12-7	Church, M (1-1)	Tineo, M (0-1)	-	11-10	T-1st (+0.5)	5,125	2:53
5/1		OFF								
22	5/2	@ CC	L, 3-1	Robaina, J (1-2)	Fisher, H (0-1)	-	11-11	T-2nd (-1.0)	2,774	2:05
23	5/3	@ CC	W, 3-0	Pope, A (1-0)	Kouba, R (1-1)	Backhus, K (4)	12-11	T-1st (+1.5)	2,401	2:15
24	5/4	@ CC	L, 6-1	Gordon, C (2-2)	Patrcik, C (0-5)	-	12-12	T-2nd (-1.0)	3,678	2:11
25	5/5	@ CC	W, 12-8	Goddard, J (1-0)	Plumlee, P (0-1)	-	13-12	T-1st (+2.5)	4,651	3:13
26	5/6	@ CC	L, 12-7	VanWey, L (1-0)	Tineo, M (0-2)	-	13-13	T-2nd (-1.0)	4,327	2:49
27	5/7	@ CC	L, 5-4	Arrighetti, S (2-2)	Albright, L (1-2)	McDonald, C (1)	13-14	T-2nd (-2.0)	4,726	2:28
5/8		OFF								
28	5/9	MID	L, 11-9	Supak, T (2-0)	Hill, J (0-2)	-	13-15	2nd (-3.0)	6,284	2:47
29	5/10	MID	W, 6-3	Saalfrank, A (2-0)	Salinas, R (1-2)	-	14-15	2nd (-2.0)	4,495	2:20
30	5/11	MID	L, 16-6	Pérez, F (1-0)	Olivero, D (1-2)	-	14-16	2nd (-3.0)	5,363	2:56
31	5/12	MID	L, 6-1	Cushing J (1-0)	Tineo, M (0-3)	-	14-17	3rd (-4.0)	7,165	2:27
	5/13	MID	PPD							
32	5/14(1)	MID	W, 10-1	Albright, L (2-2)	Ginn, J (0-2)	-	15-17	-	0	1:40
33	5/14(2)	MID	L, 13-1	Tomioka, S (1-0)	Hill, J (0-3)	-	15-18	3rd (-4.0)	4,621	2:32
5/15		OFF								
34	5/16	@ FRI	L, 3-2	Church, M (2-2)	Goddard, J (1-1)	Starr, N (1)	15-19	3rd (-4.0)	10,019	2:30
35	5/17	@ FRI	L, 10-4	Leiter, J (2-2)	Olivero, D (1-3)	-	15-20	T-4th (-4.0)	2,890	2:27
36	5/18	@ FRI	L, 7-1	Garcia, R (1-3)	Bain, J (0-2)	-	15-21	5th (-4.0)	3,480	2:13
37	5/19	@ FRI	W, 2-1	Albright, L (3-2)	White, O (1-1)	Rice, J (2)	16-21	T-4th (-4.0)	5,943	2:24 (1:53)
38	5/20	@ FRI	L, 8-7 (10)	Kelly, A (2-0)	Stumpo, M (0-1)	-	16-22	T-4th (-5.0)	7,070	3:26
39	5/21	@ FRI	W, 3-1	Patrick, C (1-5)	Church, M (2-3)	Montes De Oca, C (2)	17-22	T-4th (-5.0)	6,306	2:32
5/22		OFF								
40	5/23	@ SA	L, 14-4	Bachar, L (2-0)	Olivero, D (1-4)	-	17-23	5th (-5.0)	5,054	2:48
41	5/24	@ SA	L, 4-3	Hernandez, N (3-1)	Montes De Oca, C (0-1)	-	17-24	5th (-5.0)	4,990	2:35
42	5/25	@ SA	L, 5-4	Kopps, K (3-0)	Otanez, M (1-1)	Jacob, A (1)	17-25	5th (-6.0)	3,549	2:35
43	5/26	@ SA	L, 8-2	Wolf, J (3-5)	Hill, J (0-4)	-	17-26	5th (-7.0)	4,124	2:57
44	5/27	@ SA	W, 1-0	Patrick, C (2-5)	Snider, D (0-3)	Saalfrank, A (1)	18-26	5th (-6.0)	4,828	2:30
45	5/28	@ SA	W, 9-3	Grammes, C (1-0)	Henry, H (1-2)	-	19-26	5th (-5.0)	3,530	2:46
5/29		OFF								
46	5/30	SPR	W, 7-1	Bain, J (1-2)	Gragg, L (0-3)	-	20-26	5th (-4.0)	4,179	2:11
47	5/31	SPR	W, 13-8	Stumpo, M (1-1)	Sawyer, L (1-2)	-	21-26	4th (-4.0)	4,177	3:03
48	6/1	SPR	W, 3-2	Grammes, C (2-0)	Pereira, W (3-3)	-	22-26	4th (-4.0)	4,690	1:54
49	6/2	SPR	PPD							
49	6/3 (1)	SPR	L, 5-4 (8)	Roycroft, C (1-0)	Backhus, K (0-1)	Granillo, A (2)	22-27	4th (-3.5)	-	2:26
50	6/3 (2)	SPR	W, 6-1 (7)	Olivero, D (2-4)	Hernandez, K (5-2)	-	23-27	4th (-4.0)	6,502	1:39
51	6/4	SPR	L, 6-5	Sawyer, L (2-2)	Grammes, C (2-1)	-	23-28	4th (-4.0)	5,636	2:44



