



2023

# *Clippers*

MEDIA GUIDE

# 2023

## COLUMBUS CLIPPERS

## MEDIA GUIDE

### FRONT OFFICE & MEDIA INFO

Front Office Staff	3
Media Services Directory	4
Huntington Park Directory	6
IL Contacts	8
Broadcast Team	9

### 2023 CLIPPERS

Manager, Andy Tracy	12
Owen Dew	13
Junior Betances	13
Greg DiCenzo	14
Cody Buckel	14
Player Bios:	

Logan Allen	16
Gabriel Arias	17
Caleb Baragar	18
Peyton Battenfield	19
Tanner Bibee	20
Jason Bilous	21
Michael Berglund	22
Will Brennan	23
Juan Brito	24
Robert Broom	25
Tanner Burns	26
Joey Cantillo	27
Ross Carver	28
Zack Collins	29
Xzavion Curry	30
Raynel Delgado	31
Phillip Diehl	32
Nic Enright	33
Daniel Espino	34
Tyler Freeman	35
David Fry	36
Hunter Gaddis	37
Marcos Gonzalez	38
Oscar Gonzalez	39
Tim Herrin	40
James Karinchak	41

Michael Kelly	42
Randy Labaut	43
Bryan Lavastida	44
Kyle Marman	45
Angel Martinez	46
Nick Micolajchak	47
Andrew Misiaszek	48
Cody Morris	49
Bo Naylor	50
Jhonkensy Noel	51
Daniel Norris	52
Luis Oviedo	53
Richie Palacios	54
Thomas Ponticelli	55
Micah Pries	56
Brayan Rocchio	57
Eric Rodriguez	58
Chris Roller	59
Jhon Romero	60
Daniel Schneeman	61
Adam Scott	62
Caleb Simpson	63
Cade Smith	64
Jose Tena	65
Touki Toussaint	66
George Valera	67
Gavin Williams	68

## **PLAYER DEVELOPMENT**

Organizational Leaders	70
Prospects	71
Cleveland Indians	72
Akron RubberDucks	74
Lake County Captain	75
Lynchburg Hillcats	76

## **2022 REVIEW**

IL Standings and Awards	79
IL Team Stats	80
Clippers Batting Stats	82
Clippers Pitching Stats	83
Clippers Defensive Stats	84
Miscellaneous Stats	85
Day by Day	86
Record Breakdown	89
Highs and Lows	90
Transactions	91

## **INTERNATIONAL LEAGUE**

Buffalo Bisons	94
Charlotte Knights	94
Durham Bulls	95
Gwinnett Stripers	95
Indianapolis Indians	96
Iowa Cubs	96
Jacksonville Jumbo Shrimp	97

Lehigh Valley IronPigs	97
Louisville Bats	98
Memphis Redbirds	98
Nashville Sounds	99
Norfolk Tides	99
Omaha Storm Chasers	100
Rochester Red Wings	100
Scranton/WB RailRiders	101
St. Paul Saints	101
Syracuse Chiefs	102
Toledo Mud Hens	102
Worcester Red Sox	103
IL Umpires	103

## **HISTORY**

No-Hitters, Managers	106
Year by Year, Postseason	107
All-Time Roster	109
Last Time It Happened	117
Yearly Leaders	118

## **AWARDS & RECORDS**

IL Award Winners	122
Clipper of the Year	123
Batting Top Tens	124
Pitching Top Tens	126
Single Season Team Records	128
Single Game Records	129



The Columbus Clippers Media Guide was designed, written and edited by Anthony Slosser. Photography by the Columbus Clippers, Jay Gehres and Mathew Carper unless otherwise noted. Cover designs by Matt Leininger.

# COLUMBUS CLIPPERS

330 HUNTINGTON PARK LANE

COLUMBUS, OH 43215

P: (614) 462-5250 - F: (614) 462-3271

CLIPPERSBASEBALL.COM



Front Office/  
Media Info

## Board of Directors

Chair:	Jeffery Sopp
Vice Chair:	Wayne Harer
Secretary/Treasurer:	Thomas Katzenmeyer
Director:	Trudy Bartley
Director:	Luke Fedlam
Director:	Stephen Francis
Director:	Tom Fries
Director:	Linda Logan
Director:	Jaiza Page
Legal Counsel:	Janica Pierce Tucker

## President and General Manager

Ken Schnacke

## Vice-President, Assistant GM

Mark Galuska

## Vice-President, Business

Mark Warren

## Ballpark Operations

Director, Ballpark Operations	Tom Rinto
Ballpark Superintendent	Gary Delozier
Maintenance Supervisor	Curt Marcum

## Marketing and Promotions

Director, Marketing & In-Game Entertainment	Steve Kuilder
Director, Social Media	Aaliyah Phounsavath
Director, Sales	Austin Smith
Director, Corporate Sales	Spencer Harrison
Director, Community Relations	Emily Poynter

## Tickets

Vice-President, Tickets	Scott Ziegler
Director, Ticket Operations	Eddie Langhenry
Director, Ticket Sales	Kevin Daniels
Assistant Director, Ticket Sales	Max Dreisbach
Director, Group Sales	Matthew Harrison
Assistant Director, Group Sales	Jordan Aronowitz

## Merchandise

Vice President, Merchandising	Krista Oberlander
Assistant Director, Merchandising	Kate Gillen

## Event Planning

Director, Event Planning	Micki Shier
Coordinator, Event Planning	Joyce Martin

## Media Relations

Team Historian	Joe Santry
Director, Pressbox Operations	Anthony Slosser
Director, Website Operations	Matt Leininger
Director, Media Services	Chris Sprague

## Broadcasting

Director, Broadcasting	Ryan Mitchell
Director, Multimedia	Larry Mitchell
Assistant Director, Multimedia	Pat Welch
Director, Game Operations & Creative Services	Yoshi Ando

## Finance

Director, Finance & Administration	Ashley Ramirez
------------------------------------	----------------

## Management

Executive Assistant	Ashley Held
Director, Administration & Travel	Shelby White
Director, Field Operations	Wes Ganobcik
Manager, Field Operations	Patrick Breiding
Home Clubhouse Manager	John McCausland
Visiting Clubhouse Manager	Adam Meader
Support Services	Marvin Dill
Support Services	Beth Morris
GM, Levy Food & Beverage	Jeff Roberts





## **MEDIA RELATIONS DEPARTMENT**

HUNTINGTON PARK

PRESS BOX PHONE: (614) 462-7595

PRESS BOX FAX: (614) 462-7597

CLIPPERSBASEBALL.COM

### **MEDIA SERVICES DIRECTORY**

**ADMISSION TO HUNTINGTON PARK:** Enter through the Main Entrance of the Clippers Administrative Offices, located in the West Plaza on Huntington Park Lane. Credentials can be picked up three hours prior to game time. Parking is the responsibility of the media. For earlier admittance, contact the Clippers Media Relations Department. BBWAA card or credential issued by the Columbus Clippers is necessary for admittance. No other credentials will be honored.

**CREDENTIALS:** Press credentials will be issued on a daily basis. To obtain credentials, write, fax, email or call the Clippers Media Relations Department. Credentials will only be granted to legitimate news-gathering agencies. Requests must be made 24 hours in advance of game time. All credentials are non-transferable. Credentials can be picked up at the front desk of the Administrative Office.

**BASEBALL PRESS BOX:** Writing press is located on the third base side of the suite level, across from the restrooms. Television press is on the first base side of the suite level, across from the restrooms.

**ELEVATOR:** Entrance to the elevator is behind home plate.

**PRESS WORKING FACILITIES:** Available in the press box before, during and after all home games only to those with BBWAA cards or applicable credentials issued by the Columbus Clippers.

**FOOD AND BEVERAGE SERVICE:** Available to those with BBWAA cards or applicable credentials issued by the Columbus Clippers. Beverages and snacks are available throughout the game in the writing press box (third base side).

**CLUBHOUSES:** Both clubhouses are on field level and can be accessed from the administrative office. Access is open to those with BBWAA cards or applicable credentials issued by the Columbus Clippers. No other credential will be honored. The clubhouses are closed to ALL media 15 minutes prior to all games. Additional restrictions may be imposed. The training and weight rooms are closed to ALL media at ALL times.

**PRE AND POST-GAME TELEVISION INTERVIEWS:** Available upon request whenever possible. Please notify Clippers Media Relations representatives so assistance can be provided.

**PHOTOGRAPHERS:** Permitted on field during games, only with proper field photo pass issued by the Columbus Clippers. All photographers will work from assigned locations. No photographs are permitted inside the Clippers or the visitor's clubhouse.

**ADMISSION TO FIELD:** All media, with BBWAA cards or applicable credentials issued by the Columbus Clippers, are permitted on the field during pre-game practice. For safety purposes, all media must leave the field once the batting cage is removed. Dugouts are to be cleared 15 minutes prior to all games.

**NOTES, RECORDS, ETC.:** Statistics, notes and rosters are available in the writing press box (third base side) prior to games. Box scores, play-by-play sheets and post-game notes are available in the writing press box (third base side) after games.

**MEDIA GUIDES:** Columbus Clippers and Cleveland Indians media guides are available upon request from Clippers Media Relations representatives.

**PLAYER PHOTOS:** Player headshots are available upon request from Clippers Media Relations representatives.

**MEDIA MEMBERS ARE NOT PERMITTED  
TO REQUEST AUTOGRAPHS FROM  
PLAYERS AT ANY TIME!**

### **WHOM TO CONTACT:**

To reach a Clippers Media Relations representative by email, use the first initial of the person's first name, followed by their last name @clippers-baseball.com (ex. aslosser@clippersbaseball.) or you may dial (614) 462-5250 and ask for their extension.

Questions regarding:	Contact	Extension
Historical Information	Joe Santry	1600
Media Inquiries	Chris Sprague	1204
Radio Information	Ryan Mitchell	1610
Media Guide, Game Notes	Anthony Slosser	1601
Television Production	Larry Mitchell	1607
Graphic Designs	Yoshi Ando	1603
Website Information	Matt Leininger	1605
Social Media	Aaliyah Phounsavath	1606

### **2023 CLIPPERS PRE-GAME SCHEDULE**

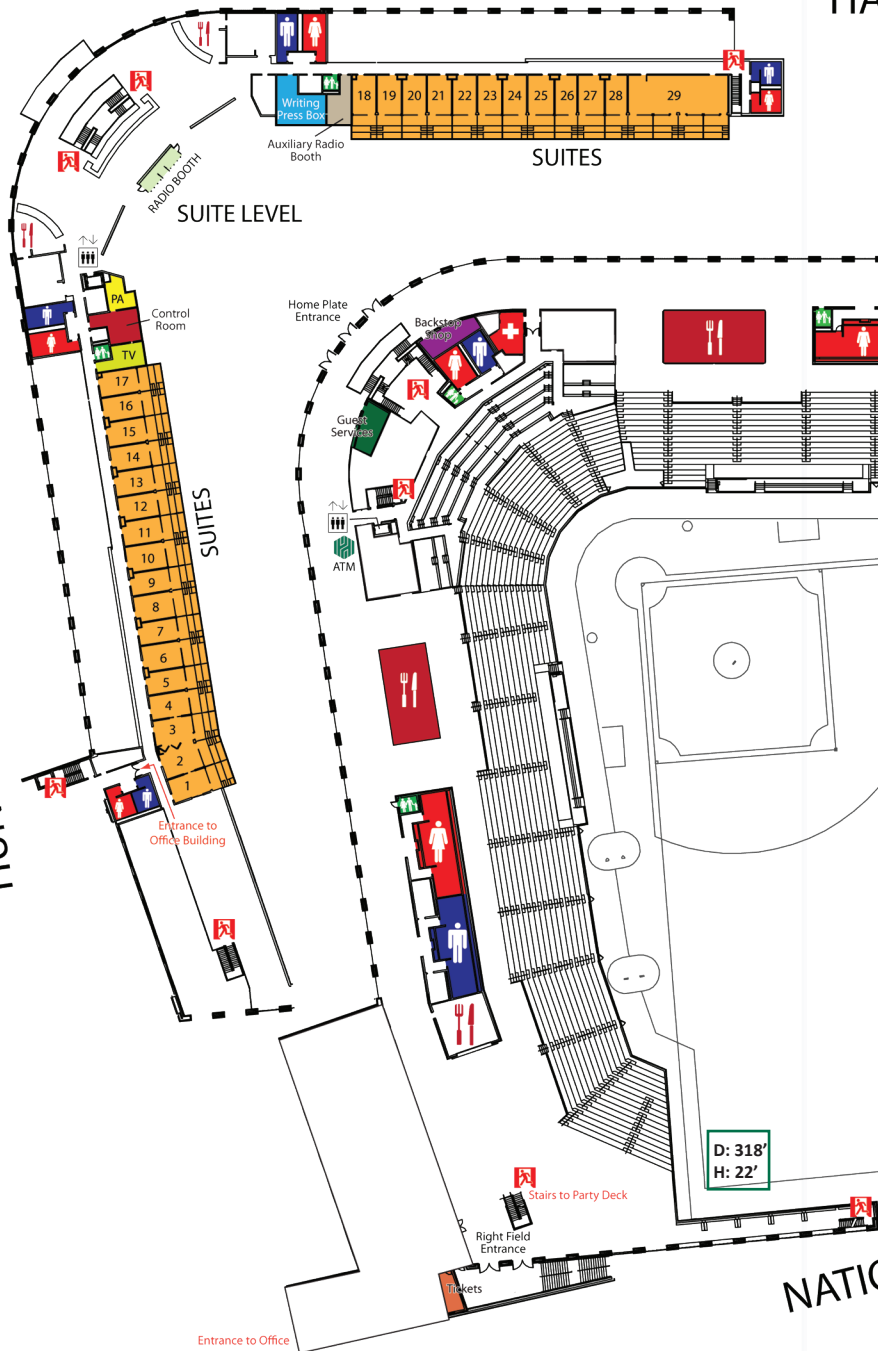
	<b>1:05 Game</b>	<b>4:05 Game</b>	<b>5:05 Game</b>	<b>6:15 Game</b>	<b>7:05 Game</b>
Clippers	9:30-10:45	12:30-1:45	1:30-2:45	2:45-4:00	3:30-4:45
Visitors	10:45-12:00	1:45-3:00	2:45-4:00	4:00-5:15	4:45-6:00

**\*\*Pre-Game schedules for game times not listed will be posted in the press box.\*\***





HUNTINGTON PARK LANE



HA

NATIO

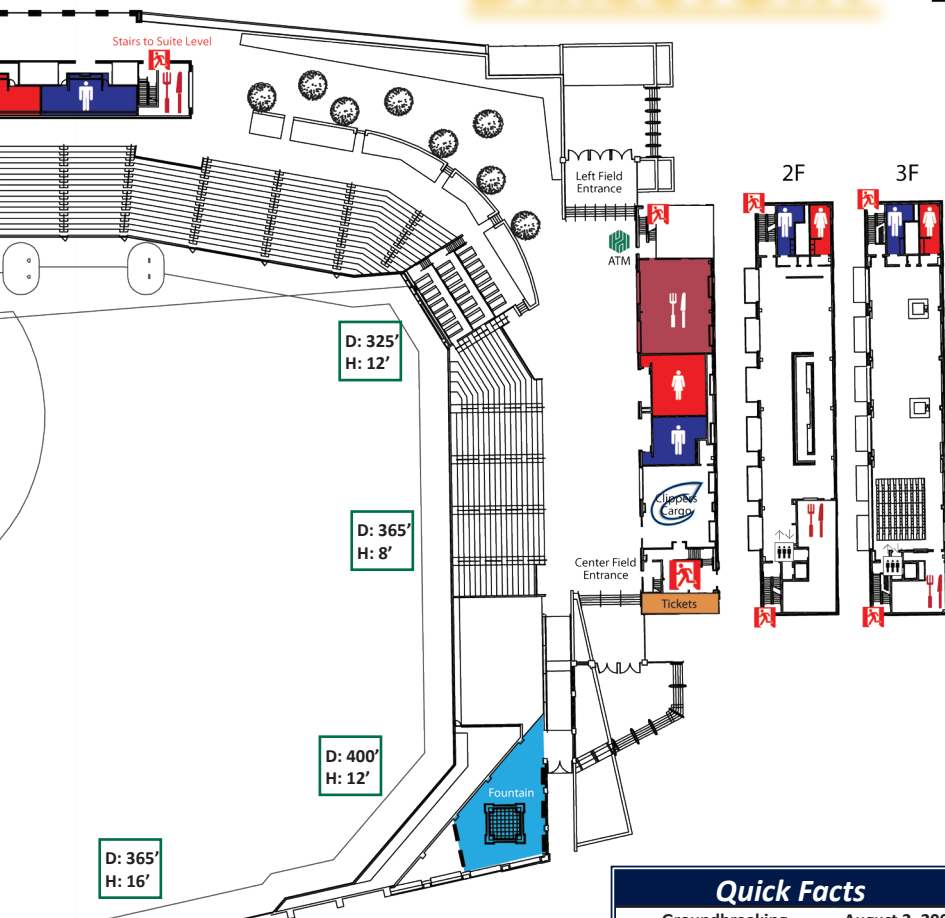
OLD COOPER LANE

# HUNTINGTON PARK

## DIRECTORY

NEIL AVENUE

Front Office/  
Media Info



ONWIDE BLVD.

### Quick Facts

Groundbreaking	August 2, 2007
Opening Day	April 18, 2009
Seats	8,800
Capacity	10,100
Party Areas	15
# of TV monitors	62
Cubic Yards of Concrete	12,401
Tons of Structural Steel	1,200
# of Bricks Used	712,272



## INTERNATIONAL LEAGUE MEDIA RELATIONS CONTACTS

<i>Team</i>	<i>Contact</i>	<i>Phone</i>	<i>E-mail</i>
Buffalo	Pat Malacaro	(716) 481-6804	pmalacaro@bisons.com
Charlotte	Tommy Viola	(704) 274-8203	tommyv@charlotteknights.com
Columbus	Anthony Slosser	(614) 462-5250	aslosser@clippersbaseball.com
Durham	Andrew Green	(919) 687-6574	agreen@durhambulls.com
Gwinnett	Dave Lezotte	(678) 215-5132	dave.lezotte@gostripers.com
Indianapolis	Anna Kayser	(319) 269-2604	akayser@indyindians.com
Iowa	Colin Connolly	(360) 270-0050	colinc@iowacubs.com
Jacksonville	Scott Kornberg	(908) 507-7048	scott@jaxshrimp.com
Lehigh Valley	Mike Ventola	(610) 841-1317	mventola@ironpigsbaseball.com
Louisville	Conor Mullaney	(502) 689-4849	cmullaney@batsbaseball.com
Memphis	Sarah Jent	(901) 721-6000	sjent@memphisredbirds.com
Nashville	Collin Perry	(419) 789-3899	collinp@nashvillesounds.com
Norfolk	John Stanley	(518) 514-8674	jstanley@norfolktides.com
Omaha	Justin Rolfes	(402) 738-5133	jrolfes@omahastormchasers.com
Rochester	Morrie Silver	(585) 729-8681	msilver@redwingsbaseball.com
Scranton/WB	Adam Marco	(304) 951-3997	amarco@swbrailriders.com
St. Paul	Sean Aronson	(239) 292-7913	saronson@saintsbaseball.com
Syracuse	Michael Tricarico	(315) 474-7833	mtricarico@syracusemets.com
Toledo	Matt Melzak	(419) 725-4367	mmelzak@mudhens.com
Worcester	Bill Wanless	(401) 265-8153	bwanless@woosox.com

## WHERE TO FIND THE CLIPPERS

### CLIPPERS ON RADIO

Every Clippers game, home and away, can be heard on the flagship station of the Clippers Radio Network, Fox Sports 920 or the Tune-In radio app. Each broadcast begins five minutes prior to the first pitch with the "Spectrum Pregame Show" and concludes with highlights and the post-game scoreboard show.



### CLIPPERS ON TELEVISION

The Clippers will be featured on StadiumTV nine times during the 2023 season (over-the-air on 28.3, WOW! Cable Ch. 46 or 135).

<i>Date</i>	<i>Time</i>	<i>Opponent</i>
4/16	1:05	at Worcester
4/23	1:05	vs. Toledo
4/30	1:35	at Indianapolis
6/24	7:05	at Indianapolis
6/28	7:05	vs. Toledo
7/5	7:35	at Nashville
8/9	7:05	at Toledo
8/26	5:05	vs. Jacksonville
9/16	5:05	at Toledo

### CLIPPERS ON THE WEB

Live audio of every Clippers game is available without charge on the web at [clippersbaseball.com](http://clippersbaseball.com). In addition, every home game can be viewed through MLB TV, a pay-per-view service, also available at [clippersbaseball.com](http://clippersbaseball.com).



## BROADCAST TEAM

**Ryan Mitchell** returns for his 14th season with the Clippers broadcast team, his 19th season in professional baseball. He served as the Voice of the Chillicothe Paints in the Frontier League for six years, winning the Broadcaster of the Year Award in 2006. He broke into pro ball in 2002 as the #2 broadcaster with the Double-A Carolina Mudcats. On July 26th 2011, Mitchell had the awesome experience of calling Justin Germano's perfect game vs. Syracuse, only the 5th 9-inning perfect in IL history. A graduate of Bowling Green State University, Mitchell called baseball, football and basketball games for the Falcons and hosted several sports talk shows on the University's two radio stations. **Mitchell has been the lead voice on the Columbus-based high school wrestling program "Matside with Bob Dieli" for the past four years and in 2013 he called the OHSAA State Wrestling Championships for Time Warner Sports Channel.**

**Scott Leo** enters his 16th season of action with Columbus in 2021. Leo called every game from Opening Day 2006 through 2010 before taking on a reduced role in 2011 to become the Interactive Media Instructor at Kettering Fairmont High School. In 2013 he became only the second broadcaster to call 1,000 Clippers games. His most memorable moment came on September 16th, 2015 when Tyler Holt secured a win in game two of the Governors' Cup Championship with an over-the-shoulder catch on the warning track with two out, the bases loaded and the Clippers clinging to a one-run lead. Leo also called the final outs of the 2010 and 2011 Triple-A National Championship victories and was featured in the video documentary entitled "Sentimental Reflections: Baseball in the Heartland." A graduate of Wright State University, Leo is a broadcaster for his alma mater's basketball teams and provides play-by-play for football and basketball at Wittenberg University in Springfield. In addition, Leo is a broadcaster for the OHSAA state football and basketball championships on the state-wide OHSAA Radio Network. Scott lives in Washington Township with his wife Shannon and their four children.

**Wayne Harer** will continue to serve as the color analyst for Clippers games on television, a role he has filled for over 31 seasons. A man of many hats, Harer played for the Clippers in 1980-82 and currently serves on the team's Board of Directors. He played 283 games in his Clippers career, batting .259 with 88 RBI. Harer won an IL batting title with Pawtucket in 1980.

## COLUMBUS MEDIA OUTLETS

**NEWSPAPER:*****The Columbus Dispatch***

34 South 3rd Street  
Columbus, OH 43215  
(614) 461-5200

**RADIO:*****WMNI 920AM***

1458 Dublin Road  
Columbus, OH 43215  
(614) 821-9664

**TELEVISION:*****WBNS 10TV***

770 Twin Rivers Drive  
Columbus, OH 43215  
(614) 460-3700

**Sports Producer:** Dave Holmes, dave.holmes@10tv.com

**Sports Anchor:** Dom Tiberi, dom.tiberi@10tv.com

**Sports Anchor:** Adam King, adam.king@10tv.com

***NBC4i***

3165 Olentangy River Road  
Columbus, OH 43202  
(614) 263-5555

**Sports Director:** Jerod Smalley, jsmalley@wcmh.com

**Sports Anchor:** Whitney Harding, wharding@wcmh.com

***WSYX/WTTE***

1261 Dublin Road  
Columbus, OH 43215  
(614) 481-6666

**Sports Director:** Clay Hall, clhall@sbgvtv.com

**Sports Journalist:** Kellyanne Stitts, kstitts-c@sbgvtv.com







# 2023 CLIPPERS

Peyton Battenfield anchored the Clipper pitching staff in 2022, leading the International League with 153.2IP (fourth IL-leader in the last five seasons).

# ANDY TRACY

# MGR

**BATS:** L

**THROWS:** R

**HT:** 6-3

**WGT:** 220

**BIRTHDATE:** 12/11/73 (49); Bowling Green, OH

**RESIDES:** Lewis Center, OH

**PLAYING CAREER:** 16 years ('95-11)

**MLB CAREER:** 5 years ('00-01, '04, '08-09)



On 2/22/21 Andy Tracy was again tabbed as the 23rd manager in Clippers history (named manager on 1/27/20, before season was cancelled), taking over for IL Champion, Tony Man-  
solino (sixth Clipper skipper to win the Governors' Cup in his first season at the helm; Gene  
Michael-'79, Joe Altobelli-'80, Frank Verdi-'81, Bucky Dent-'87 and Mike Sarbaugh-'10). The  
2023 campaign will mark Tracy's fourth year as a manager, his third in the Cleveland organization  
and his third at the Triple-A level.

Tracy spent the 2020 season at Cleveland's alternate training site in Lake County, following a  
successful first season as the Columbus hitting coach in 2019 (franchise record 213HR). Prior  
to hooking up with the Cleveland organization, Tracy spent six years as the minor league hitting  
coordinator for Philadelphia (2013-18) and one year managing their short-season, rookie affiliate  
in Williamsport (2012).

As a player, Tracy was Montreal's 16th round selection out of Bowling Green State University in  
1996 and spent six years in the organization, including parts of two seasons in the Majors (2000-  
01). Tracy also logged Major League time with Colorado (2004) and Philadelphia (2008-09).  
Additionally, he had minor league stints with the New York Mets (2002, '07), Baltimore (2006)  
and Arizona (2011). Spending the vast majority of his career at first base, Tracy was no stranger  
to the International League (Ottawa, '00-01, '06; Norfolk, '02; Lehigh Valley, '08-10), hitting  
.252/.351/.460 with 123HR and 450RBI in 743G, including .308/.471/.769 with 4HR and 12RBI  
in 8G at Huntington Park. He also made two appearances on the mound in his career ('08 with  
Lehigh Valley, '11 with Reno), retiring all five batters he faced (1K).


Tracy makes his home in Lewis Center, Ohio (30 minutes north of Columbus) with his wife, Tif-  
fany, and two children, Cooper and Nola.



## ANDY TRACY'S MANAGERIAL RECORD

Year	Class	Team	League	Record	Pct	Finish (of)	Playoffs	Pct	Organization
12	SS	Williamsport	New York-Penn	30-46	.395	13th (14)	-	-	Philadelphia
21	AAA	Columbus	International	59-68	.465	10th (14)	-	-	Cleveland
22	AAA	Columbus	International	85-64	.570	4th (20)	-	-	Cleveland
				174-178	.494		-	-	

C-champions, RU- runner up



## OWEN DEW

PC

**BATS:** R

**THROWS:** R

**HT:** 6-3

**WGT:** 185

**BIRTHDATE:** 9/26/88 (34); Tallahassee, FL

**RESIDES:** Tallahassee, FL

**PLAYING CAREER:** 3 years ('10-11, '13)

**MLB CAREER:** Did not play

Owen Dew joins the Columbus staff as the pitching coach in 2023, replacing three year veteran, Rigo Beltran (promoted to Cleveland, bullpen coach). From 2021-22, Dew was the pitching coach in Akron, after filling the same position in Lake County in 2019. Dew was also the pitching coach for the AZL Indians (2018) and Mahoning Valley (2017).

As a player, Dew was selected by Los Angeles (AL) in the 33rd round of the 2009 draft, but chose to attend the University of Central Florida before getting drafted by Cleveland in the 21st round of the 2010 draft. From there, Dew pitched three seasons in the Cleveland system (sat out the 2012 season due to injury, right elbow), reaching Advanced-A in 2013. He was named a New York-Penn League All-Star during his rookie season in 2010.

Dew originally attended Seminole Community College before completing his education at the University of Central Florida. After his playing career ended, he returned to now-named Seminole State College and coached for three seasons prior to joining the Cleveland organization.

## JUNIOR BETANCES

HC

**BATS:** R

**THROWS:** R

**HT:** 5-11

**WGT:** 165

**BIRTHDATE:** 5/26/73 (49); La Vega, DR

**RESIDES:** Perth Amboy, NJ

**PLAYING CAREER:** 6 years ('94-99)

**MLB CAREER:** Did not play



Junior Betances takes over as hitting coach in 2023 and this season will mark his 17th coaching in the Cleveland organization (coached and managed in the Dominican Summer League from 2000-05; hitting coach for the AZL Indians from 2011-15 and 2018-19, hitting coach for Lake County in 2016 and bench coach for Lake County in 2017, hitting coach for Akron from 2021-22). Prior to his coaching career in the States, he served in a variety of executive roles for Cleveland's Dominican Operations from 2006-10.

As a player, Betances was signed by Milwaukee in 1991 and was selected by Cleveland in the Rule 5 draft in 1996. Betances topped out in Double-A with Akron from 1998-99 before embarking on his coaching career.

Betances and his wife, Dilcia, have four children (Mike, Angel, Christopher and Paula).



# GREG DICENZO

BC

**BATS:** R

**THROWS:** R

**Ht:** 5-10

**Wgt:** 180

**BIRTHDATE:** 10/25/75 (47); Duxbury, MA

**RESIDES:** Hopkinton, MA


**PLAYING CAREER:** Did not play

**MLB CAREER:** Did not play



Greg DiCenzo will assume bench coach duties for Columbus in 2023, after a pair of seasons managing in Lake County. Prior to joining the Cleveland organization, DiCenzo was the head coach for Holy Cross (2008-19) and the pitching coach at Northeastern University (2003-07).

As a player, DiCenzo suited up for four seasons at St. Lawrence University (Canton, NY) and also was the kicker/punter on the St. Lawrence football team. He and his wife, Klio, have one daughter, Nikoletta.



# CODY BUCKEL

PS

**BATS:** R

**THROWS:** R

**Ht:** 6-1

**Wgt:** 185

**BIRTHDATE:** 6/18/92 (30); Thousand Oaks, CA

**RESIDES:** Scottsdale, AZ

**PLAYING CAREER:** 8 years ('10-17)

**MLB CAREER:** Did not play

Cody Buckel was named the first pitching strategist in franchise history at the start of the 2022 season. He served in a front office capacity during his first three seasons in the Cleveland organization, as the Assistant Director of Player Development (Pitching) in 2020 and 2021 and the Pitching Resource Coordinator in 2019.

Buckel was a 2nd round draft pick of the Texas Rangers in 2010 and spent seven years in the organization before a season in the Los Angeles (AL) system.



# JEREMY HELLER

**ATHLETIC TRAINER (4TH YEAR)**



# TYLER GRISDALE

**S&C COACH (1ST YEAR)**







# LOGAN ALLEN LHP

**BATS:** R

**THROWS:** L

**HT:** 6-0

**WGT:** 190

**BIRTHDATE:** 9/5/98 (24); Altamonte Springs, FL

**RESIDES:** Deltona, FL

**ACQUIRED:** Selected in the 2nd round (56th overall) of the 2020 draft

## Last Season

Began the season with Akron... had back to back quality starts at Bowie on 4/21 (6.0IP, 5H, 2R, 2ER, 1BB, 7K) and 4/27 vs. Altoona (6.0IP, 2H, 0R, 0ER, 3BB, 6K), but did not figure in the decision of either... recorded 10K to OBB on 5/15 at Erie, but was tagged with the loss (5.0IP, 10H, 7R, 7ER)... ran off four consecutive quality starts in June, going 3-0 with a 1.75ERA (25.2IP, 9H, 5R, 5ER, 6BB, 39K) on the way to Eastern League Pitcher of the Week (6/13-6/19) and Pitcher of the Month honors... hot streak included consecutive games of 11K at Hartford on 6/16 (6.0IP) and vs. Harrisburg on 6/23 (7.0IP)... transferred to Columbus on 6/29... led EL with 104K and ranked 5th in ERA (3.33) at time of promotion... turned in shortest outing of career in Triple-A debut, 6/30 at Iowa (0.2IP, 6H, 5R, 5ER, 1BB, 2K)... gave up 5ER in next start, 7/6 vs. Nashville (4.0IP, career-high 5BB; had 5BB in next outing, 7/12 vs. Indianapolis)... settled down with a 3.79ERA (19.0IP, 8ER) over 4GS from 7/27-8/17... allowed 5ER four times from 8/25-9/22, including another outing that didn't make it through the 1st inning (8/25 at Buffalo, 0.2IP, 4H, 2BB, 0K; first career game with 0K)... finished the year with a win vs. Indianapolis on 9/27 (5.0IP, 1H, 1R, 0ER, 2BB, 6K).

## Career Notes

**Transactions:** Selected by Cleveland in the 2nd round (56th) of the 2020 draft... **2021-** Lake County (5/4-7/1), Akron (7/2-9/19)... **2022-** Akron (4/8-6/29), Columbus (6/29-9/28).

**Recognition:** Pitcher of the Month (2022- Eastern, June)... Pitcher of the Week (2022- Eastern, 6/13-6/19)... *Baseball America* (Cleveland: 2023- 6th, Best Changeup; 2022- 9th, Best Changeup; 2021- 20th, Best Changeup).

**Highlights:** **2021-** had a 0.83ERA (21.2IP, 15H, 2R, 2ER, 4BB, 27K) through first 4GS (5/5-5/26, 12.0IP of scoreless work to begin pro career), had back to back wins on 6/24 at Great Lakes and 7/1 vs. South Bend (6.0IP, 0ER, 9K in each), made 7GS with 2ER or fewer in each from 7/30-9/7 (39.2IP, 21H, 9R, 9ER, 9BB, 49K), clinched an Eastern League Championship Series berth with win in final game of the year.

**Postseason:** None.

**Personal:** Attended Florida International University... named Conference-USA Pitcher of the Year in 2020... member of the 2019 USA Collegiate National Team.

## CAREER STATISTICS

Year Club	Class	W-L	ERA	G	GS	CG	SHO	SV	SVO	IP	H	R	ER	HR	HB	BB	K	AVG
21 Lake County	A+	5-0	1.58	9	9	0	0	0	0	51.1	37	13	9	3	2	13	67	.200
Akron	AA	4-0	2.85	12	10	0	0	0	0	60.0	40	20	19	9	3	13	76	.186
22 Akron	AA	5-3	3.33	13	13	0	0	0	0	73.0	58	27	27	9	2	22	104	.216
Columbus	AAA	4-4	6.49	14	14	0	0	0	0	59.2	64	45	43	8	2	29	73	.269
Minor League Totals		18-7	3.61	48	46	0	0	0	0	244.0	199	105	98	29	9	77	320	.220
Major League Totals		0-0	-	0	0	0	0	0	0	0.0	0	0	0	0	0	0	0	-

# GABRIEL ARIAS INF

**BATS:** R      **THROWS:** R  
**HT:** 6-1      **WGT:** 217  
**BIRTHDATE:** 2/27/00 (23); Aragua, VZ  
**RESIDES:** Orlando, FL

**ACQUIRED:** Traded by San Diego with five others for RHP Mike Clevinger and two others on 8/31/20



## Last Season

Started the year with Columbus... made Major League debut on 4/20 vs. Chicago (AL), playing in both games of a DH (RBI in game one, first hit in game two)... returned to Columbus on 4/21 and went 4x35 over 8G before landing **on the DL with a fractured right finger (5/3-6/24)**... recalled to Cleveland for 4G from 7/2-7/4 (1x11)... had strong 21G run from 7/30-8/25 (.316/.368/.544), including 2HR game at St. Paul on 8/11... returned to Cleveland for the remainder of the season on 9/25, hitting .250 (7x28) over 10G (first career HR on 9/28 vs. Tampa Bay)... started 3G (all at 1B) in the postseason during the series against New York (AL), going 3x11 with a double.

## Career Notes

**Transactions:** Signed by San Diego as a non-drafted free agent on **7/2/16**... **2017-** AZL Padres (6/24-8/18), Fort Wayne (8/19-9/4)... **2018-** Fort Wayne (4/5-9/3)... **2019-** Lake Elsinore (4/4-9/2)... **2020-** traded by San Diego with C Austin Hedges, RHP Cal Quantrill, OF Josh Naylor, LHP Joey Cantillo and INF Owen Miller to Cleveland for RHP Mike Clevinger, OF Greg Allen and a PTBNL (RHP Matt Waldron, 11/9/20) on 8/31/20... **2021-** Columbus (5/4-10/2)... **2022-** Columbus (4/5-4/19, 4/21-7/1, 7/5-9/20), **on the DL (5/3-6/24, fractured right finger)**, **rehab with AZL Guardians (6/15-6/24)**, **Cleveland (4/20, 7/2-7/4, 9/21-10/5)**.

**Recognition:** Midseason All-Star (2019- California)... Batter of the Week (2021- International, 9/13-9/19)... *Baseball America* (Cleveland: 2023- 12th, Best Infield Arm; 2022- 5th, Best Infield Arm; 2021- 6th, Best Infield Arm; San Diego: 2020- 9th, Best Defensive Infielder, Best Infield Arm; 2019- 30th, Best Defensive Infielder; 2018- 10th).

**Highlights:** **2021-** hit 2-run HR in first Triple-A at bat (5/4 at Louisville), reached base in 27G from 7/18-8/19 (.376OBP), had 2-run HR and walk-off HBP on 9/3 vs. St. Paul, doubled twice with 4RBI on 9/5 vs. St. Paul, hit trio of doubles on 9/18 at Toledo... **2019-** went 3x3 (double, HR) with 4RBI on 4/10 at Lancaster, had 2HR on 6/9 vs. Lancaster, HR in three straight from 7/25-7/27, was 4x4 (two triples, HR) with 3RBI on 8/17 vs. Stockton... **2018-** had 4RBI on 5/7 at Quad Cities, hit for the cycle (5x6) with 5RBI on 8/27 at South Bend... **2017-** went 4x5 with a double and an RBI on 7/17 vs. AZL Mariners.

**Postseason:** **Cleveland ('22)**, Lake Elsinore ('19), Fort Wayne ('17), Santurce (PWL, '22), La Guaira (VWL, '18), Canberra (AWL, '17).

## CAREER STATISTICS

Year	Club	Class	G	AVG	AB	R	H	2B	3B	HR	RBI	BB	K	SB	CS	OBP	SLG	HBPSAC	SF
17	AZL Padres	R	37	.275	153	18	42	6	3	0	13	10	51	4	6	.329	.353	3	1
	Fort Wayne	A	16	.242	62	8	15	1	0	0	4	2	16	1	0	.266	.258	0	0
18	Fort Wayne	A	124	.240	455	54	109	27	3	6	55	41	149	3	3	.302	.352	1	4
19	Lake Elsinore	A+	120	.302	477	62	144	21	4	17	75	25	128	8	4	.339	.470	4	1
20	DNP																		
21	Columbus	AAA	115	.284	436	64	124	29	3	13	55	39	110	5	1	.348	.454	5	0
22	AZL Guardians	R	5	.231	13	2	3	1	0	0	0	3	7	1	0	.412	.308	1	0
	Columbus	AAA	77	.240	288	46	69	9	0	13	36	25	78	5	1	.310	.406	6	0
	Cleveland	MLB	16	.191	47	9	9	1	1	1	5	8	16	1	0	.321	.319	1	0
Minor League Totals			494	.269	1884	254	506	94	13	49	238	145	539	27	15	.325	.410	20	6
Major League Totals			16	.191	47	9	9	1	1	1	5	8	16	1	0	.321	.319	1	0



# CALEB BARAGAR

# LHP

**BATS:** R**THROWS:** L**HT:** 6-3**WGT:** 215**BIRTHDATE:** 4/9/94 (28); Jenison, MI**RESIDES:** Phoenix, AZ**ACQUIRED:** Signed as a minor league free agent on 12/19/22

## Last Season

Spent the season with Reno... had 5.00ERA (9.0IP, 5ER) through first 9G, including spot start on 4/26 at El Paso (2.0IP, 2ER)... allowed 1ER in next 11G (12.0IP, 9H, 4BB, 13K), from 5/13-6/22... gave up at least 1HR (5HR total) in each of next 3G (2.2IP, 6H, 8R, 8ER, 3BB, 5K)... picked up only save on 7/22 vs. El Paso (1.0IP; first save in the minors since first career appearance, 6/20/16 with AZL Giants)... from 7/30 through the end of the season, went 2-0 with a 1.47ERA (18.1IP, 10H, 3R, 3ER, 17BB, 15K), outside of hiccups on 9/3 vs. Las Vegas (0.2IP, 3H, 5R, 5ER, 2BB, 2K) and 9/20 at Las Vegas (2.0IP, 5H, 4R, 4ER, 0BB, 1K)... on the season, issued 3BB to 76BF through first 18G and 26BB to 134BF over final 25G.

## Career Notes

**Transactions:** Selected by San Francisco in the 9th round (275th) of the 2016 draft... **2016-** AZL Giants (6/20-8/28), San Jose (9/1-9/5)... **2017-** Augusta (4/6-9/4)... **2018-** Augusta (4/5-4/11, 6/5-9/3), San Jose (4/12, 5/14-6/4), Sacramento (5/11-5/13)... **2019-** San Jose (4/4-4/16, 4/22-4/27, 5/3-5/7), Sacramento (5/2, playoffs), Richmond (5/8-9/2)... **2020-** San Francisco (7/23-9/27)... **2021-** San Francisco (4/1-6/12, 7/11-7/18, 9/1-9/11), **on the DL (5/30-6/10, sore left elbow), rehab with Sacramento (6/8-6/10)**, Sacramento (6/13-7/10, 7/19-8/31, 9/12-10/3)... **2022-** claimed by Arizona off waivers from San Francisco on 3/21/22... Reno (4/5-9/28)... signed by Cleveland as a minor league free agent on 12/19/22.

**Recognition:** Playoff MVP (2019- Triple-A Championship)... Midseason All-Star (2019- Eastern).

**Highlights:** **2021-** was 2-1 with a save (first of MLB career, 6/12 at Washington) and a 0.47ERA (19.1IP, 14H, 4R, 1ER, 12BB, 16K) in first 23G... **2020-** won MLB debut at Los Angeles (NL) on 7/25 (2.0IP, 1K), did not allow a run over final 16G (14.1IP)... **2019-** was 2-0 with a 0.90ERA (10.0IP, 4H, 1R, 1ER, 4BB, 13K) in the postseason... **2018-** had consecutive GS with OER on 7/22 at Columbia (6.0IP, 1H, 1BB, 6K) and 7/27 vs. Columbia (7.0IP, 2H, 0BB, 9K)... **2017-** recorded 8.0IP in a win vs. Asheville on 6/17.

**Postseason:** Sacramento ('19), San Jose ('16).

**Personal:** Attended Jackson Community College (Jackson, MI) before transfer to Indiana University.

## CAREER STATISTICS

Year	Club	Class	W-L	ERA	G	GS	CG	SHO	SV	VO	IP	H	R	ER	HR	HB	BB	K	AVG
16	AZL Giants	R	5-2	2.28	14	10	0	0	1	1	55.1	47	17	14	2	0	16	50	.236
	San Jose	A+	0-1	4.76	1	1	0	0	0	0	5.2	2	3	3	0	0	5	3	.105
17	Augusta	A	5-7	4.63	22	22	0	0	0	0	114.2	127	75	59	8	8	35	81	.286
18	Augusta	A	2-2	4.03	16	11	0	0	0	0	67.0	62	30	30	9	3	13	73	.254
	San Jose	A+	1-2	4.76	8	1	0	0	0	2	11.1	13	9	6	0	0	6	12	.260
	Sacramento	AAA	0-0	2.45	2	0	0	0	0	0	3.2	3	1	1	1	0	0	0	.214
19	San Jose	A+	0-1	2.70	5	4	0	0	0	0	16.2	15	5	5	2	0	8	22	.238
	Richmond	AA	5-5	3.45	22	21	1	0	0	0	120.0	83	52	46	12	5	43	107	.192
	Sacramento	AAA	0-0	10.38	1	1	0	0	0	0	4.1	6	5	5	1	1	2	6	.333
20	San Francisco	MLB	5-1	4.03	24	1	0	0	0	1	22.1	17	10	10	3	1	5	19	.210
21	Sacramento	AAA	3-3	8.46	22	1	0	0	0	3	22.1	28	23	21	7	2	21	25	.304
	San Francisco	MLB	2-1	1.57	25	0	0	0	2	3	23.0	19	7	4	1	3	12	16	.235
22	Reno	AAA	3-1	5.51	43	3	0	0	1	5	47.1	45	31	29	15	0	29	50	.250
	Minor League Totals		24-24	4.21	156	75	1	0	2	11	468.1	431	251	219	57	19	178	429	.246
	Major League Totals		7-2	2.78	49	1	0	0	2	4	45.1	36	17	14	4	4	17	35	.222



# PEYTON BATTENFIELD RHP

**BATS:** R

**THROWS:** R

**HT:** 6-4

**WGT:** 224

**BIRTHDATE:** 8/10/97 (25); Tulsa, OK

**RESIDES:** Talala, OK

**ACQUIRED:** Traded by Tampa Bay for RHP DJ Johnson and OF Jordan Luplow on 7/30/21

## Last Season

Pitched the entire season with Columbus... turned in a quality start in his second outing of the year, despite throwing only 58 pitches (6.0IP, 2H, 0R, 0ER, 0BB, 5K)... notched 7.0IP in back to back starts on 5/5 at Omaha and 5/11 vs. St. Paul... won consecutive starts vs. St. Paul on 6/16 and 6/21 at Omaha, totaling 13.0IP, 9H, 1R, 1ER, 2BB, 6K... became first Clipper to top 100 pitches since 2019 with a 102-pitch outing on 7/8 vs. Nashville... recorded 8.0IP in scoreless win vs. Indianapolis in next start (3H, 6K)... had back to back quality starts at Louisville on 7/30 (6.0IP, 2ER) and 8/6 vs. Rochester (7.0IP, 1ER), earning promotion to Cleveland on 8/12... did not pitch and was returned to Columbus on 8/14... won a scoreless outing in first start back, 8/19 vs. Toledo (6.0IP, 2H, 2BB, 8K), garnering International League Pitcher of the Week honors for 8/15-8/21... had a total of 10.0IP in last 3GS of the season, but still ranked as the IL leader with 153.2IP (4th best with a 3.63ERA).

## Career Notes

**Transactions:** Selected by Houston in the 9th round (286th) of the 2019 draft... **2019-** Tri-City (6/18-9/2)... **2020-** traded by Houston with OF Cal Stevenson to Tampa Bay for RHP Austin Pruitt on 1/9/20... **2021-** Bowling Green (5/4-6/14), Montgomery (6/15-7/29)... traded by Tampa Bay to Cleveland for OF Jordan Luplow and RHP DJ Johnson on 7/30/21... Akron (7/30-9/19)... **2022-** Columbus (4/5-8/11, 8/15-9/28), Cleveland (8/12-8/14).

**Recognition:** Pitcher of the Week (2022- International, 8/15-8/21; 2021- Midwest, 5/10-5/16)... *Baseball America* (Cleveland: 2022- 14th, Best Control).

**Highlights:** **2021-** did not allow a run through first 4G (16.1IP, 7H, 5BB, 29K), won each of first 2GS in Double-A from 6/16-6/23 (10.2IP, 4H, 0R, 0ER, 1BB, 14K), had 10K in 5.2IP in win at Richmond on 7/10, hit a batter for first time in career on 8/20 vs. Harrisburg (469th batter faced), won scoreless outing on 9/2 vs. Altoona (6.0IP, 4H, 1BB, 6K), won opening game of the Eastern League Championship Series on 9/21 at Bowie (7.0IP, 1H, 1R, 1ER, 0BB, 10K; gave up HR to lead off game)... **2019-** went 1-1 with a 0.90ERA (30.0IP, 15H, 4R, 3ER, 10BB, 32K) through first 10G.

**Postseason:** Akron ('21).

**Personal:** Attended Oklahoma State University, pitching primarily as a reliever... older brother, Blake, pitches in the Chicago (AL) organization.

## CAREER STATISTICS

Year	Club	Class	W-L	ERA	G	GS	CG	SHO	SV	SVO	IP	H	R	ER	HR	HB	BB	K	AVG
19	Tri City	SS	2-1	1.60	14	5	0	0	0	0	39.1	23	8	7	0	0	15	46	.167
20	DNP																		
21	Bowling Green	A+	2-0	1.45	7	6	0	0	0	0	31.0	18	7	5	2	0	5	49	.162
	Montgomery	AA	3-0	2.72	7	6	0	0	0	0	36.1	24	13	11	5	0	7	46	.179
	Akron	AA	2-1	3.28	7	7	0	0	0	0	35.2	24	13	13	4	2	7	36	.183
22	Columbus	AAA	8-6	3.63	28	28	0	0	0	0	153.2	138	67	62	17	2	57	109	.240
	Minor League Totals		17-8	2.98	63	52	0	0	0	0	296.0	227	108	98	28	4	91	286	.208
	Major League Totals		0-0	-	0	0	0	0	0	0	0.0	0	0	0	0	0	0	0	-



# TANNER BIBEE

RHP

BATS: L

THROWS: R

HT: 6-2

WGT: 205

BIRTHDATE: 3/5/99 (24); Mission Viejo, CA

RESIDES: Dana Point, CA

ACQUIRED: Selected in the 5th round (156th overall) of the 2021 draft

## Last Season

Split first pro season between Lake County and Akron, starting with the Captains... was 0-1 with a 0.00ERA (11.2IP, 11H, 4R, 0ER, 2BB, 18K) through first 3GS (4/12-4/26)... collected 10K in 5.0IP vs. Great Lakes on 5/10... had back to back QS on 5/17 at Cedar Rapids (6.0IP, 1ER) and 5/24 at Peoria (6.0IP, 2ER)... lit up for 6ER in 3.0IP on 5/31 vs. West Michigan, then followed up with a shutout start on 6/7 at Fort Wayne (7.1IP, 2H, 0BB, 8K)... had 10K in win at Dayton on 6/21... made consecutive scoreless starts on 6/28 vs. Lansing (5.0IP) and his Double-A debut, 7/7 vs. Altoona (5.0IP)... lost a CG in second start with Akron, 7/14 at Bowie (6.0IP, 4H, 2R, 2ER, 1BB, 6K)... earned Eastern League Pitcher of the Week for 7/25-7/31, after scoreless outing vs. Harrisburg on 7/27 (6.0IP, 2H, 0BB, 4K)... named EL Pitcher of the Month for August, closing the month with five straight starts of 6.0IP and 1ER or fewer (4-0; 30.0IP, 19H, 4R, 3ER, 6BB, 31K)... posted 10K in 6.0IP vs. Richmond on 8/25... stretched QS streak to eight with three more in September (18.0IP, 13H, 8R, 7ER, 5BB, 24K), including 10K game on 9/6 at Harrisburg (6.0IP)... selected as the EL Pitcher of the Year and named to the Postseason All-Star Team... led MiLB (at least 130.0IP) with a 2.17ERA and ranked 11th with 167K.

## Career Notes

**Transactions:** Selected by Cleveland in the 5th round (156th) of the 2021 draft... **2022-** Lake County (4/8-7/1), Akron (7/2-9/18).

**Recognition:** Pitcher of the Year (2022- Eastern)... Postseason All-Star (2022- Eastern)... Pitcher of the Month (2022- Eastern, August)... Pitcher of the Week (2022- Eastern, 7/25-7/31)... *Baseball America* (Cleveland: 2023- 7th, Best Control).

**Highlights:** None.

**Postseason:** None.

**Personal:** Attended Cal State Fullerton University... pitched for Wareham in the Cape Cod League during the summer of 2019.

## CAREER STATISTICS

Year	Club	Class	W-L	ERA	G	GS	CG	SHO	SV	SVO	IP	H	R	ER	HR	HB	BB	K	AVG
22	Lake County	A+	2-1	2.59	12	12	0	0	0	0	59.0	50	22	17	8	1	13	86	.233
	Akron	AA	6-1	1.83	13	13	1	0	0	0	73.2	51	17	15	4	3	14	81	.194
Minor League Totals			8-2	2.17	25	25	1	0	0	0	132.2	101	39	32	12	4	27	167	.211
Major League Totals			0-0	-	0	0	0	0	0	0	0.0	0	0	0	0	0	0	0	-



# JASON BILOUS

# RHP

**BATS:** R**THROWS:** R**HT:** 6-2**WGT:** 185**BIRTHDATE:** 8/11/97 (25); Wilmington, DE**RESIDES:** Charlotte, NC**ACQUIRED:** Claimed off waivers from Chicago (AL) on 2/9/23

## Last Season

Began the season in the rotation at Birmingham... went 2-2 with a 3.04ERA (23.2IP, 8ER) through first 5GS, culminating with a QS vs. Tennessee on 5/3 (L, 6.0IP, 5H, 3R, 2ER, 3BB, 6K)... did not make it out of the 3rd inning in each of next 2GS (4.2IP, 8ER), then got tagged for 12ER in 9.0IP of relief over 2G from 5/20-5/26 (both on starter's rest)... after allowing 5ER in 3.0IP vs. Pensacola on 6/7, turned in three straight respectable starts from 6/12-6/24 (16.0IP, 3ER)... turned in a QS at Tennessee on 7/28 (W, 6.0IP, 3H, 1R, 1ER, 2BB, 6K) and was sent to Charlotte for the rest of the year on 8/2... did not figure in the decision of either of first 2GS, allowing an ER in each (6.2IP total)... went 0-3 with a 19.29ERA (7.0IP, 15H, 17R, 15ER, 9BB, 8K) over 3GS from 8/18-8/31, including 0.0IP on 8/24 at Memphis (6ER)... last 7G were all in relief, giving up 8ER in 2.1IP over 3G from 9/14-9/22.

## Career Notes

**Transactions:** Selected by Los Angeles (NL) in the 29th round of the 2015 draft, did not sign... selected by Chicago (AL) in the 13th round (378th) of the 2018 draft... **2018-** Great Falls (6/15-9/3)... **2019-** Kannapolis (4/4-9/2)... **2021-** Winston-Salem (5/4-5/24), Birmingham (5/25-9/19)... **2022-** Birmingham (4/8-8/1), Charlotte (8/2-9/28)... **2023-** claimed by Cleveland off waivers from Chicago (AL) on 2/9/23.

**Recognition:** *Baseball America* (Chicago-AL: 2023- 22nd, Best Changeup; 2022- 14th, Best Changeup).

**Highlights:** **2021-** had 10K in 5.0IP of win at Hickory on 5/13, was perfect though 5.0IP (9K) on 6/19 at Mississippi (bullpen lost perfect game, then no-hitter in the 7th)... **2019-** had a 1.16ERA (23.1IP, 3ER) though 9G from 5/9-6/7, turned over no-hitter to the bullpen on 6/27 at West Virginia (6.0IP, 2BB, 7K; relievers lost no-no with one out in the 7th), went 3-0 with a 0.43ERA (21.0IP, 14H, 2R, 1ER, 9BB, 22K) over 4GS from 7/18-8/5... **2018-** had a 2.31ERA (11.2IP, 3ER) in 4G from 6/28-7/14 (three scoreless).

**Postseason:** Great Falls ('18).

**Personal:** Attended Coastal Carolina University (Conway, SC).

## CAREER STATISTICS

Year	Club	Class	W-L	ERA	G	GS	CG	SHO	SV	SVO	IP	H	R	ER	HR	HB	BB	K	AVG
18	Great Falls	R	0-4	7.85	14	14	0	0	0	0	36.2	46	34	32	2	3	24	31	.324
19	Kannapolis	A	6-10	3.70	31	17	0	0	0	0	104.2	85	47	43	12	9	61	113	.220
20	DNP																		
21	Winston-Salem	A+	1-1	2.45	3	3	0	0	0	0	14.2	11	6	4	0	0	2	26	.208
	Birmingham	AA	2-7	6.51	17	17	0	0	0	0	65.0	71	48	47	8	8	30	80	.278
22	Birmingham	AA	5-7	5.27	19	16	0	0	0	0	83.2	78	54	49	10	5	55	104	.241
	Charlotte	AAA	1-4	10.23	12	5	0	0	0	0	22.0	27	30	25	4	1	24	27	.300
Minor League Totals			15-33	5.51	96	72	0	0	0	0	326.2	318	219	200	36	26	196	381	.254
Major League Totals			0-0	-	0	0	0	0	0	0	0.0	0	0	0	0	0	0	0	-



# MICHAEL BERGLUND C

**BATS:** L

**THROWS:** R

**HT:** 6-2

**WGT:** 175

**BIRTHDATE:** 7/18/97 (25); Corpus Christi, TX

**RESIDES:** Corpus Christi, TX

**ACQUIRED:** Selected from Tampa Bay in the minor league phase of the Rule 5 draft on 12/7/22



## Last Season

Started the season with Charleston... reached base in 18 of 20G, including a 4BB game on 4/12 vs. Columbia and a 12G on base streak from 4/16-5/12 (.406OBP)... transferred to Montgomery on 5/25... went 1x4 at Biloxi on 5/27, then made first career pitching appearance on 5/29 at Biloxi (1.0IP, 1H, 1R, 1ER, OBB, OK)... sent to Bowling Green for the rest of the season on 5/31... went 1x16 (.063) in first 7G, then was 12x33 (.364) with 2HR and 7RBI in next 10G... went hitless over 14AB in next 6G (7/10-7/24)... doubled twice at Greenville on 7/26 and went 2x5 at Greenville on 7/29... did not have a multi-hit game for the rest of the regular season, hitting .217 (13x60) with 2HR and 3RBI in 21G... went 3x4 and scored a run in the decisive win of the South Atlantic League Championship.

## Career Notes

**Transactions:** Selected by Tampa Bay in the 8th round (240th) of the 2018 draft... **2018-** GCL Rays (6/18-8/22), Princeton (8/23-8/29), Hudson Valley (8/30-9/3)... **2019-** Hudson Valley (6/14-9/2), **on the DL (6/14-9/2, injury)**... **2021-** Charleston (6/11-9/19)... **2022-** Charleston (4/8-5/24), Montgomery (5/25-5/30), Bowling Green (5/31-9/11)... selected by Cleveland from Tampa Bay in the minor league phase of the Rule 5 draft on 12/7/22.

## Single Game Career Highs

Stat	#	Times	Last Time
R	2	13	9/10/22
H	3	2	6/26/22
2B	2	2	7/26/22
RBI	3	5	6/26/22
Hit Streak	5	1	5/17-5/27/22
OB Streak	12	1	4/16-5/12/22

**Recognition:** None.

**Highlights:** **2021-** had 10RBI over 8G from 7/2-7/17... **2018-** hit .312 (24x77) and had a .455OBP (20BB to 12K) in 25G from 7/7-8/21.

**Postseason:** Bowling Green ('22), Charleston ('21), Hudson Valley ('18).

**Personal:** Attended Cisco Junior College in Cisco, TX.

## CAREER STATISTICS

Year	Club	Class	G	AVG	AB	R	H	2B	3B	HR	RBI	BB	K	SB	CS	OBP	SLG	HBPSAC	SF	
18	GCL Rays	R	34	.257	105	16	27	7	0	0	14	24	18	2	2	.398	.324	2	0	2
	Princeton	R	1	.250	4	1	1	0	0	0	1	1	1	0	0	.400	.250	0	0	0
	Hudson Valley	SS	2	.200	5	2	1	0	0	0	2	4	3	0	0	.500	.200	0	0	1
19	DNP																			
20	DNP																			
21	Charleston	A	50	.196	158	23	31	6	0	1	26	27	61	2	0	.328	.253	7	0	6
22	Charleston	A	20	.254	63	11	16	3	1	0	4	17	18	3	0	.420	.333	1	1	0
	Bowling Green	A+	47	.224	134	25	30	7	0	4	12	25	54	0	0	.358	.366	3	1	0
	Montgomery	AA	2	.250	4	0	1	0	0	0	0	2	0	0	0	.250	.250	0	0	0
	Minor League Totals		156	.226	473	78	107	23	1	5	59	98	157	7	2	.368	.311	13	2	9
	Major League Totals		-	0	0	0	0	0	0	0	0	0	0	0	0	-	-	0	0	0

# WILL BRENNAN OF

**BATS:** L      **THROWS:** L  
**HT:** 6-0      **WGT:** 200  
**BIRTHDATE:** 2/2/98 (25); Colorado Springs, CO  
**RESIDES:** Stillwell, KS  
**ACQUIRED:** Selected in the 8th round (250th overall) of the 2019 draft



## Last Season

Started the year with Akron... after 0x4 on opening day at Erie, reached base in 34 of 35G from 4/9-5/24 (.392OBP), including multi-hit games in six of seven from 4/10-4/16 (.520, 13x25, 9RBI) and 5G RBI streak from 5/7-5/12 (13RBI total; 6RBI game on 5/8 at Richmond)... sent to Columbus on 5/26... had five straight multi-hit games from 6/8-6/12 (.714, 15x21; reached in 10 straight PA from 6/10-6/12 at Indianapolis, 8H, 2BB), earning IL Batter of the Week... had 12G hit streak from 6/22-7/4 (.436, 24x55)... hit .197 (15x76) over 19G from 7/31-8/24... went 3x5 with a triple, a HR and 5RBI on 8/27 at Buffalo... succesful on 16 straight steal attempts from 5/20-8/23 (2SB with Akron)... average dropped to .299 after 0x7 in DH vs. Iowa on 9/4, then hit in each of 13G (.403, 25x62) before having contract purchased on 9/21... went 2x4 with an RBI in MLB debut at Chicago (AL) on 9/21... had 2SB and 2RBI on 9/23 at Texas... tripled, homered and had 3RBI on 10/2 vs. Kansas City... went 2x11 with an RBI in 5G for Cleveland in the playoffs... tied for 1st in MiLB with 166 hits, tied for 2nd with 40 doubles and tied for 6th with 107RBI (among 32 players with at least 90RBI, was only one with fewer than 21HR).

## Career Notes

**Transactions:** Selected by Cleveland in the 8th round (250th) of the 2019 draft... **2019-** AZL Indians (6/17-7/31), Mahoning Valley (8/1-9/2)... **2021-** Lake County (5/4-8/2), Akron (8/3-9/1/9)... **2022-** Akron (4/8-5/25), Columbus (5/26-9/20), Cleveland (9/21-10/5).

**Recognition:** Batter of the Week (2022- International, 6/6-6/12)... *Baseball America* (Cleveland: 2023- 10th, Best Defensive Outfielder).

Single Game Career Highs			
Stat	#	Times	Last Time
R	3	7	6/3/22
H	4	3	7/1/22
2B	2	6	6/26/22
RBI	6	1	5/8/22
SB	2	6	9/23/22*
Hit Streak	13	1	9/6/22-c
OB Streak	22	1	6/25-7/27/19

\*-in MLB

**Highlights:** **2021-** reached base in each of first 17G (.465OBP; had a hit in 16 of 17, .356, 21x59), homered in back to back games vs. Dayton on 6/1 and 6/3 and collected 10RBI over 4G from 6/1-6/4, had 4-hit game (double) on 7/6 at Fort Wayne, reached base in each of the last 20 to end the season (.419OBP), went 4x15 with a HR and an RBI in 3G of the Eastern League Championship Series... **2019-** had 12G hit streak from 7/1-7/18 (.449, 22x49) that included five consecutive multi-hit games (7/11-7/16), had a pair of SB on 8/2 at Staten Island, doubled twice on 8/31 vs. West Virginia.

**Postseason:** Cleveland ('22), Akron ('21).

**Personal:** Attended Kansas State University.

		CAREER STATISTICS																		
Year	Club	Class	G	AVG	AB	R	H	2B	3B	HR	RBI	BB	K	SB	CS	OBP	SLG	HBPSAC	SF	
19	AZL Indians	R	31	.306	121	26	37	7	3	1	23	15	6	5	4	.386	.438	2	0	2
	Mahoning	SS	26	.215	93	12	20	4	1	0	9	10	11	4	2	.311	.280	3	1	0
20	DNP																			
21	Lake County	A+	62	.290	238	42	69	22	1	4	30	25	43	13	4	.368	.441	5	0	1
	Akron	AA	40	.280	150	28	42	6	0	2	20	18	29	2	2	.369	.360	5	1	3
22	Akron	AA	36	.311	135	16	42	12	1	4	39	17	16	5	2	.382	.504	1	0	4
	Columbus	AAA	93	.316	393	53	124	28	3	9	68	33	53	15	1	.367	.471	2	0	5
	Cleveland	MLB	11	.357	42	6	15	1	1	1	8	2	4	2	1	.400	.500	1	0	0
Minor League Totals			288	.296	1130	177	334	79	9	20	189	118	158	44	15	.367	.435	18	2	15
Major League Totals			11	.357	42	6	15	1	1	1	8	2	4	2	1	.400	.500	1	0	0

JUAN BRITOINF

BATS: S      THROWS: R  
HT: 5-11      WGT: 165  
BIRTHDATE: 9/24/01 (21); Santo Domingo, DR  
RESIDES: Santo Domingo, DR  
ACQUIRED: Traded by Colorado for OF Nolan Jones on 11/15/12



Last Season

Spent the year with Fresno... homered in back to back games on 4/9 vs. Stockton (2RBI) and 4/10 vs. Stockton (3RBI)... went 6x44 (.136) over next 12G before back to back 3x4 games on 4/27 at Stockton and 4/28 at Stockton (double, triple, 4RBI)... **placed on the DL with a strained right hamstring (6/16-6/30)**... was 1x16 in first 4G upon activation... hit .366/.464/.605 with 6HR and 41RBI over next 44G (7/7-9/3)... hot streak included California League Batter of the Week honors (7/11-7/17) that saw a 4x6 (double, triple, 3RBI) game on 7/15 at Rancho Cucamonga... went 3x6 with a double, a HR and 6RBI on 8/19 at Visalia, kicking off career best 8G hit streak (.500, 16x32, 3HR, 13RBI)... ended season by going 1x22 (.045) in final 6G, then 0x7 in first 2G of the CL Playoffs (was 4x8 in 2G of the CL Championship)... named to the CL Postseason All-Star Team.

Career Notes

**Transactions:** Signed by Colorado as a non-drafted free agent on 7/7/18... **2019-** DSL Rockies (6/1-8/23)... **2021-** AZL Rockies (6/28-9/18)... **2022-** Fresno (4/8-9/11), **on the DL (6/16-6/30, strained right hamstring)**... traded by Colorado to Cleveland for OF Nolan Jones on 11/15/22.

Single Game Career Highs			
Stat	#	Times	Last Time
R	3	7	8/27/22
H	4	2	7/15/22
2B	2	2	8/10/22
RBI	6	1	8/19/22
SB*	4	1	8/8/19
Hit Streak	8	1	8/30/22
OB Streak	17	1	9/3/22

**Recognition:** Postseason All-Star (2022- California)... Batter of the Week (2022- California, 7/11-7/17)... *Baseball America* (Cleveland: 2023- 16th).

\*- 5 multi-SB games

**Highlights:** **2021-** went 3x5 (double, HR) with 4RBI in season finale vs. AZL Padres on 9/17... **2019-** had 4SB on 8/18 vs. DSL Mets, homered and had 4RBI on 8/12 vs. DSL Orioles, went 4x5 (double) with 2RBI on 8/20 vs. DSL Phillies.

**Postseason:** Fresno ('22).

CAREER STATISTICS																				
Year	Club	Class	G	AVG	AB	R	H	2B	3B	HR	RBI	BB	K	SB	CS	OBP	SLG	HBPSAC	SF	
19	DSL Rockies	R	35	.328	116	21	38	4	3	3	26	16	15	12	3	.403	.491	2	1	5
20	DNP																			
21	AZL Rockies	R	27	.295	88	20	26	3	0	3	11	15	21	5	4	.406	.432	2	3	1
22	Fresno	A	107	.286	402	91	115	29	6	11	72	78	71	17	9	.407	.470	8	3	6
Minor League Totals			169	.295	606	132	179	36	9	17	109	109	107	34	16	.406	.469	12	7	12
Major League Totals			-	0	0	0	0	0	0	0	0	0	0	0	0	-	-	0	0	0



# ROBERT BROOM RHP

**BATS:** R

**THROWS:** R

**HT:** 6-1

**WGT:** 190

**BIRTHDATE:** 9/17/96 (26); East Ridge, TN

**RESIDES:** Rising Fawn, GA

**ACQUIRED:** Selected in the 10th round (313th overall) of the 2018 draft

## Last Season

Began the season with Columbus... allowed 3ER in 1.2IP of season debut, 4/5 at Lehigh Valley, then turned in five straight scoreless performances (5.0IP, 1H, 2BB, 3K) from 4/10-4/21... had a 10.24ERA (9.2IP, 11ER) over 10G from 4/24-5/27, culminating with a loss on 5/27 vs. Buffalo (walked three straight before allowing a grand slam)... sent to Akron for the remainder of the year on 5/31... posted a 1.50ERA (12.0IP, 2ER) through first 9G (5/31-6/29)... earned the save in three straight outings from 7/23-7/29 (all 1.0IP)... beginning on 8/9, recorded more than 1.0IP in eight of 10G to end the season, including 4.1IP on 9/3 at Altoona (2H, 1BB, 3K) and 3.0IP on 9/17 vs. Bowie (1BB, 2K)... in all, had 3G with at least 3.0IP in last 19G with Akron (had 2G of at least 3.0IP in previous 133G of career).

## Career Notes

**Transactions:** Selected by Cleveland in the 10th round (313th) of the 2018 draft... **2018-** AZL Indians (6/18-7/4), Lake County (7/5-9/3), Lynchburg (postseason)... **2019-** Lynchburg (4/4-6/5), Akron (6/6-9/2)... **2021-** Columbus (5/4-10/2)... **2022-** Columbus (4/5-5/30), Akron (5/31-9/18).

**Recognition:** Midseason All-Star (2019- Carolina).

**Highlights:** **2021-** notched first save in Triple-A on 6/18 vs. Toledo (1.1IP, 1BB, 1K), inherited bases loaded jam on 7/2 at Toledo (GIDP) and closed game with 1.2IP scoreless, had a 2.51ERA over final 11G of the season (8/27-10/2) that included a scoreless start on 9/11 vs. Gwinnett (3.0IP, 0H, 2BB, 1K)... **2019-** had a 0.00ERA through first 9G (13.1IP, 7H, 2R, 5BB, 20K), snapped streak of 249TBF without allowing a HR on 6/28 at Bowie (first HR allowed of career), posted a 0.68ERA over final 17G of the season (26.1IP, 14H, 2R, 2ER, 12BB, 23K)... **2018-** ended the season with a 0.00ERA over last 9G (14.1IP, 5H, 2BB, 18K), made a scoreless appearance in the Carolina League Playoffs (0.2IP, 1H).

**Postseason:** Lynchburg ('18).

**Personal:** Attended Mercer University.

## CAREER STATISTICS

Year	Club	Class	W-L	ERA	G	GS	CG	SHO	SV	SVO	IP	H	R	ER	HR	HB	BB	K	AVG
18	AZL Indians	R	0-0	1.69	5	0	0	0	2	2	5.1	5	2	1	0	0	0	9	.250
	Lake County	A	2-1	1.17	17	0	0	0	2	2	23.0	11	3	3	0	2	10	30	.141
19	Lynchburg	A+	1-1	0.36	17	0	0	0	2	2	24.2	13	4	1	0	2	9	35	.149
	Akron	AA	1-2	0.96	24	0	0	0	1	1	37.1	19	5	4	2	3	14	35	.148
20	DNP																		
21	Columbus	AAA	2-3	5.29	45	3	0	0	2	5	49.1	45	29	29	9	14	23	52	.246
22	Columbus	AAA	2-1	7.71	16	0	0	0	0	0	16.1	16	14	14	2	2	11	10	.267
	Akron	AA	5-2	3.47	28	0	0	0	4	6	46.2	39	25	18	2	2	23	39	.225
Minor League Totals			13-10	3.11	152	3	0	0	13	18	202.2	148	82	70	15	25	90	210	.203
Major League Totals			0-0	-	0	0	0	0	0	0	0.0	0	0	0	0	0	0	0	-



# TANNER BURNS

## RHP

**BATS:** R

**THROWS:** R

**HT:** 6-1

**WGT:** 210

**BIRTHDATE:** 12/28/98 (24); Decatur, AL

**RESIDES:** Decatur, AL

**ACQUIRED:** Selected in the 1st round (36th overall) of the 2020 draft

### Last Season

Spent the season with Akron... allowed 2ER in 3.0IP of season debut, 4/10 at Erie, then allowed 2ER total in next 4GS, from 4/16-5/5 (18.1IP, 10H, 3R, 2ER, 9BB, 23K)... **placed on the DL with a strained right shoulder from 5/8-6/3**... upon activation, did not record more than 4.2IP in any of first 6GS (maxed at 76 pitches)... snapped streak of 132BF without allowing a HR on 7/2 at Erie... turned in only quality start of the season right before the All-Star Break, losing at Bowie on 7/15 (6.0IP, 7H, 2R, 2ER, 0BB, 2K) with both runs coming on solo homers (first multi-HR game of career, 30th game)... surrendered multiple homers in next start, 7/23 vs. Erie (4HR in 4.2IP), and again on 8/18 at Erie (2HR in 4.0IP)... did not allow a homer in next 4GS (8/24-9/10), turning in a 2.21ERA (20.1IP, 5ER)... ended season allowing 3HR in 4.1IP of a loss vs. Bowie on 9/16.

### Career Notes

**Transactions:** Selected by New York (AL) in the 37th round of the 2017 draft, did not sign... selected by Cleveland in the 1st round (36th) of the 2020 draft... **2021**- Lake County (5/4-9/19), **on the DL (7/20-8/4, injury)**... **2022**- Akron (4/8-9/18), **on the DL (5/8-6/3, strained right shoulder)**.

**Recognition:** *Baseball America* (Cleveland: 2023- 28th; 2022- 12th; 2021- 15th).

**Highlights:** **2021**- went 2-0 with a 0.00ERA in 2GS from 6/4-6/11 (11.0IP, 5H, 0R, 0ER, 3BB, 12K), did not allow a homer over final 4GS of the season (17.0IP; allowed 7HR in previous 30.0IP).

**Postseason:** None.

**Personal:** Attended Auburn University... named Alabama's Mr. Baseball in 2017.

### CAREER STATISTICS

Year	Club	Class	W-L	ERA	G	GS	CG	SHO	SV	SVO	IP	H	R	ER	HR	HB	BB	K	AVG
21	Lake County	A+	2-5	3.57	18	18	0	0	0	0	75.2	64	36	30	10	3	29	91	.229
22	Akron	AA	3-7	3.55	21	21	0	0	0	0	88.2	75	39	35	14	6	45	92	.227
Minor League Totals			5-12	3.56	39	39	0	0	0	0	164.1	139	75	65	24	9	74	183	.228
Major League Totals			0-0	-	0	0	0	0	0	0	0.0	0	0	0	0	0	0	0	-



# JOEY CANTILLO

# LHP

**BATS:** L**THROWS:** L**HT:** 6-4**WGT:** 225**BIRTHDATE:** 12/18/99 (23); Kailua, HI**RESIDES:** Kailua, HI**ACQUIRED:** Traded by San Diego with five others for RHP Mike Clevinger and two others on 8/31/20

## 2019 Season

Pitched for Akron... after allowing 1ER in 5.0IP of season debut, 4/13 vs. Reading, took loss and issued 5BB in each of next 2GS, 4/20 at Bowie (3.2IP, 2ER) and 4/26 vs. Altoona (2.1IP, 4ER)... only relief appearance of the season, 5/1 vs. Altoona, kicked off stretch of five scoreless outings (22.0IP, 10H, 4BB, 33K)... scoreless May resulted in Eastern League Pitcher of the Month honors... did not give up more than 2ER in any of 5GS in June (24.2IP, 6ER), pitching into the 6th inning in back to back starts on 6/8 at Somerset and 6/15 at Hartford (first time pitching into the 6th since 8/4/19)... pitched just once in July, throwing 49 pitches in 3.0IP on 7/30vs. Harrisburg, before getting **placed on the DL for the rest of the season with a sore left shoulder on 8/3**... named to the EL's Postseason All-Star Team (LHSP).

## Career Notes

**Transactions:** Selected by San Diego in the 16th round (468th) of the 2017 draft... **2017-** AZL Padres (8/1-9/4)... **2018-** AZL Padres (6/19-8/28), Fort Wayne (8/29-9/3)... **2019-** Fort Wayne (4/4-8/7), Lake Elsinore (8/8-9/2)... **2020-** traded by San Diego with C Austin Hedges, RHP Cal Quantrill, OF Josh Naylor, INF Gabriel Arias and INF Owen Miller to Cleveland for RHP Mike Clevinger, OF Greg Allen and a PTBNL (RHP Matt Waldron, 11/9/20) on 8/31/20... **2021-** Akron (5/4-9/19), **on the DL (5/8-8/29, sore abdomen), rehab with AZL Indians (8/20-8/29)...** **2022-** Akron (4/8-9/18), **on the DL (8/3-9/18, sore left shoulder).**

**Recognition:** Postseason All-Star (2022- Eastern; 2019- Midwest)... Pitcher of the Month (2022- Eastern, May)... Pitcher of the Week (2019- Midwest, 6/17-6/23, 6/24-6/30, 7/29-8/4)... *Baseball America* (Cleveland: 2023- 18th; 2021- 16th; San Diego: 2020- 11th, Best Changeup).

**Highlights:** **2021-** back to back scoreless appearances on 9/4 vs. Altoona (1.2IP) and 9/8 at Richmond (1.2IP)... **2019-** allowed first career HR on 4/12 at Bowling Green (snapped streak of 266TBF to start career), posted a 0.53ERA (51.1IP, 3ER) over 9GS from 5/3-6/26 (6.0IP shutout vs. Lansing on 5/16), had 10K (6.0IP) in win vs. Cedar Rapids on 7/22, took no-hitter to the 7th on 8/4 vs. West Michigan (bullpen lost in 9th)... **2018-** had 9K in 4.0IP of hitless relief on 7/16 vs. AZL Brewers... three straight scoreless games from 8/4-8/16 (15.0IP, 6H, 1BB, 15K)... **2017-** started career with 1ER in first 6G (7.0IP).

**Postseason:** None.

**Personal:** Committed to the University of Kentucky before signing with San Diego.

## CAREER STATISTICS

Year	Club	Class	W-L	ERA	G	GS	CG	SHO	SV	SVO	IP	H	R	ER	HR	HB	BB	K	AVG
17	AZL Padres	R	1-0	4.50	7	0	0	0	0	0	8.0	5	4	4	0	2	6	14	.179
18	AZL Padres	R	2-2	2.18	11	9	0	0	0	0	45.1	33	18	11	0	3	12	58	.198
	Fort Wayne	A	0-1	9.82	1	1	0	0	0	0	3.2	4	4	4	0	0	3	5	.286
19	Fort Wayne	A	9-3	1.93	19	19	1	1	0	0	98.0	58	24	21	3	3	27	128	.173
	Lake Elsinore	A+	1-1	4.61	3	3	0	0	0	0	13.2	12	9	7	2	1	7	16	.222
20	DNP																		
21	AZL Indians	R	0-0	0.00	2	1	0	0	0	0	5.0	2	0	0	0	0	1	7	.125
	Akron	AA	0-2	4.50	5	1	0	0	0	0	8.0	8	4	4	0	0	10	12	.258
22	Akron	AA	4-3	1.93	14	13	0	0	0	0	60.2	38	17	13	2	3	28	87	.178
	Minor League Totals		17-12	2.38	62	47	1	1	0	0	242.1	160	80	64	7	12	94	327	.186
	Major League Totals		0-0	-	0	0	0	0	0	0	0.0	0	0	0	0	0	0	0	-





# ROSS CARVER RHP

**BATS:** R      **THROWS:** R  
**HT:** 6-0      **WGT:** 200  
**BIRTHDATE:** 8/27/99 (23); Benton, AR  
**RESIDES:** Benton, AR  
**ACQUIRED:** Traded by Arizona for RHP Carlos Vargas on 11/15/22

## Last Season

Split the season between Hillsboro and Amarillo, starting with the Hops... was 0-1 with a 2.76ERA (16.1IP, 12H, 5R, 5ER, 8BB, 13K) through first 3GS (4/13-4/27)... was 1-0 with a 0.53ERA (17.0IP, 5H, 1R, 1ER, 4BB, 25K) in next 3GS (5/6-5/28, **interrupted by DL stint from 5/18-5/26**)... hot streak included Northwest League Pitcher of the Week for 5/2-5/8 (10K in 5.0IP of hitless outing at Eugene on 5/6; bullpen lost shutout in the 6th, no-hitter in the 8th) and CG win vs. Spokane on 5/13 (7.0IP, 3H, 1R, 1ER, 1BB, 10K)... took consecutive losses on 6/4 at Tri-City (4.0IP, 4ER) and 6/10 vs. Everett (5.1IP, 4ER)... needed only 89 pitches to complete 8.0IP in win at Spokane on 6/16 (2H, 1R, 1ER, 2BB, 8K)... racked up 10K in 7.0IP vs. Tri-City on 7/23 and was promoted to Amarillo for the rest of the year on 7/26... was 0-2 with a 13.94ERA (10.1IP, 18H, 17R, 16ER, 5BB, 10K) in first 3GS at Double-A... notched first win with a QS at Midland on 8/18 (6.0IP, 6H, 1R, 1ER, 2BB, 2K)... surrendered 4HR in back to back starts vs. Frisco on 8/31 (3.0IP, 6ER) and vs. Arkansas on 9/6 (1.2IP, 9ER)... rebounded with a scoreless win vs. Arkansas on 9/11 (6.0IP, 1H, 1BB, 5K).

## Career Notes

**Transactions:** Selected by Texas in the 23rd round of the 2019 draft, did not sign... selected by Arizona in the 20th round (588th) of the 2021 draft... **2021-** Visalia (8/3-9/19)... **2022-** Hillsboro (4/8-7/25), **on the DL (5/18-5/26, injury)**, Amarillo (7/26-9/18)... traded by Arizona to Cleveland for RHP Carlos Vargas on 11/15/22.

**Recognition:** Pitcher of the Week (2022- Northwest, 5/2-5/8).

**Highlights:** **2021-** had a 0.82ERA (11.0IP, 7H, 2R, 1ER, 7BB, 20K) over final 3G of the season, picked up first career save on 9/17 at Rancho Cucamonga (4.0IP).

**Postseason:** None.

**Personal:** Attended Dallas Baptist University.

## CAREER STATISTICS

Year	Club	Class	W-L	ERA	G	GS	CG	SHO	SV	SVO	IP	H	R	ER	HR	HB	BB	K	AVG
21	Visalia	A	0-2	4.09	8	0	0	0	1	2	22.0	21	13	10	0	1	11	33	.241
22	Hillsboro	A+	2-5	3.10	15	15	1	0	0	0	81.1	55	33	28	8	7	27	97	.186
	Amarillo	AA	2-5	9.50	9	9	0	0	0	0	36.0	48	40	38	15	10	15	31	.331
Minor League Totals			4-12	4.91	32	24	1	0	1	2	139.1	124	86	76	23	18	53	161	.235
Major League Totals			0-0	-	0	0	0	0	0	0	0.0	0	0	0	0	0	0	0	-

# ZACK COLLINS

C

BATS: L

THROWS: R

HT: 6-3

WGT: 220

BIRTHDATE: 2/6/95 (28); Pembroke Pines, FL

RESIDES: Fort Lauderdale, FL

ACQUIRED: Signed as a minor league free agent on 2/9/23



## Last Season

Began the season with Toronto... hit .306/.324/.611 with 3HR and 7RBI through first 10G, then .038/.219/.077 with 2RBI in next 10G and was optioned to Buffalo on 5/23... hit a grand slam at Columbus on 5/27... recalled from 6/8-6/10 (2x4, double, HR, RBI on 6/8 at Kansas City)... played 4G (0x6) over third stint in Toronto (6/25-8/3)... hit .340/.477/.660 with 3HR and 19RBI over 14G for Buffalo from 8/9-8/30... DFA'd on 9/5 and claimed by Pittsburgh on 9/7... played twice for Indianapolis before getting recalled to Pittsburgh for the rest of the year on 9/13 (hitless in last 20AB for Pittsburgh).

## Career Notes

**Transactions:** Selected by Cincinnati in the 27th round of the 2013 draft, did not sign... selected by Chicago (AL) in the 1st round (10th) of the 2016 draft... **2016-** AZL White Sox (6/27-7/13), Winston-Salem (7/14-9/5), **on the DL (7/25-7/31, concussion)**... **2017-** Winston-Salem (4/6-8/14), Birmingham (8/15-9/4)... **2018-** Birmingham (4/5-9/3)... **2019-** Charlotte (4/4-6/17, 7/16-9/2), **on the DL (5/9-5/17, injury)**, Chicago (6/18-7/15, 9/3-9/29)... **2020-** Chicago (7/23-8/26)... **2021-** Chicago (4/1-8/26, 9/13-10/3), Charlotte (8/27-9/12)... **2022-** traded by Chicago (AL) to Toronto for C Reese McGuire on 4/3/22... Buffalo (4/5-4/6, 5/23-6/7, 6/12-6/24, 8/4-9/4), **Toronto** (4/7-5/22, 6/8-6/11, 6/25-8/3)... **claimed by Pittsburgh** off waivers from Toronto on 9/7/22... Indianapolis (9/7-9/12), Pittsburgh (9/13-10/5), **on the DL (10/1-10/5, illness)**... **2023-** signed by Cleveland as a minor league free agent on 2/9/23.

## Single Game Career Highs

Stat	#	Times	Last Time
R	4	1	4/26/17
H	4	2	8/14/19
2B	2	7	6/27/21*
HR	2	5	8/14/19
RBI	6	3	8/14/19
Hit Streak	10	1	4/24-5/4/18
OB Streak	20	1	7/30-8/26/17

\*- in MLB

**Recognition:** Postseason All-Star (2018- Southern)... Midseason All-Star (2018- Southern; 2017- Carolina; 2017- All-Star Futures)... Batter of the Week (2019- International, 8/12-8/18; 2018- Southern, 4/23-4/29)... *Baseball America* (Chicago-AL: 2021- 27th; 2020- 15th, Best Strikezone Discipline; 2019- 12th, Best Strikezone Discipline; 2018- 6th, Best Strikezone Discipline; 2017- 4th, Best Power Hitter, Best Strikezone Discipline).

## CAREER STATISTICS

Year	Club	Class	G	AVG	AB	R	H	2B	3B	HR	RBI	BB	K	SB	CS	OBP	SLG	HBP	SAC	SF
16	AZL White Sox	R	3	.091	11	1	1	0	0	0	0	0	7	0	0	.091	.091	0	0	0
	Winston-Salem	A+	36	.258	120	24	31	7	0	6	18	33	39	0	0	.418	.467	0	0	0
17	Winston-Salem	A+	101	.223	341	63	76	18	3	17	48	76	118	0	2	.365	.443	2	4	3
	Birmingham	AA	12	.235	34	7	8	2	0	2	5	11	11	0	0	.422	.471	0	0	0
18	Birmingham	AA	122	.234	418	58	98	24	1	15	68	101	158	5	0	.382	.404	3	2	7
19	Charlotte	AAA	88	.282	294	56	83	19	1	19	74	62	98	0	0	.403	.548	3	0	8
	Chicago (AL)	MLB	27	.186	86	10	16	3	1	3	12	14	39	0	0	.307	.349	1	0	0
20	Chicago (AL)	MLB	9	.063	16	1	1	1	0	0	2	5	0	0	0	.167	.125	0	0	0
21	Charlotte	AAA	9	.143	35	5	5	0	0	3	5	3	13	0	0	.211	.400	0	0	0
	Chicago (AL)	MLB	78	.210	195	25	41	13	0	4	26	34	69	1	1	.330	.338	1	1	0
22	Buffalo	AAA	36	.195	118	15	23	7	1	5	28	32	40	3	0	.361	.398	1	0	4
	Toronto	MLB	26	.194	72	7	14	4	0	4	10	6	31	0	0	.266	.417	1	0	0
	Indianapolis	AAA	2	.250	8	2	2	1	0	0	1	1	2	0	1	.300	.375	0	0	1
	Pittsburgh	MLB	10	.040	25	2	1	0	0	0	1	3	10	0	0	.138	.040	0	0	1
Minor League Totals			409	.237	1379	231	327	78	6	67	247	319	486	8	3	.379	.448	9	6	23
Major League Totals			150	.185	394	45	73	21	1	11	49	59	154	1	1	.295	.327	3	1	1



# XZAVION CURRY

# RHP

**BATS:** R**THROWS:** R**HT:** 6-0**WGT:** 195**BIRTHDATE:** 7/27/98 (24); Orangeburg, SC**RESIDES:** Atlanta, GA**ACQUIRED:** Selected in the 7th round (220th overall) of the 2019 draft

## Last Season

Started the season with Akron... season debut on 4/9 at Erie was first relief outing of career (4.1IP, 4H, 1BB, 7K)... made 3GS from 4/15-4/22, but failed to reach 5.0IP in any (12.1IP, 11ER)... went 2-0 with a 1.08ERA (16.2IP, 10H, 3R, 2ER, 4BB, 23K) in next 3GS (5/4-5/17), including 10K in 5.2IP at Binghamton on 5/17... established career highs with 7.0IP and 12K in win at Somerset on 6/10... transferred to Columbus on 6/29... struggled through first 4GS (7/1-7/26), allowing 11ER in 19.0IP... turned in back to back scoreless wins on 8/2 vs. Rochester (7.0IP, 3H, 2BB, 4K) and 8/9 at St. Paul (6.0IP, 2H, 4BB, 6K)... had contract purchased and made MLB debut on 8/15 vs. Detroit (ND, 5.0IP, 8H, 3R, 3ER, 1BB, 3K)... optioned on 8/16... got hammered in consecutive starts at Buffalo on 8/23 (3.2IP, 6ER) and 8/28 (3.1IP, 3ER)... recalled to Cleveland for a second spot start, on 9/3 vs. Seattle (L, 4.1IP, 5H, 4R, 3ER, 5BB, 0K)... optioned for the rest of the year on 9/4... allowed 1ER over final 3G (9.1IP), including a pair of relief appearances in the last week of the season (55 and 18 pitches).

## Career Notes

**Transactions:** Selected by Cleveland in the 7th round (220th) of the 2019 draft... **2021-** Lynchburg (5/4-6/2), Lake County (6/3-9/13), Akron (9/14-9/19)... **2022-** Akron (4/8-6/28), Columbus (6/29-8/14, 8/16-9/1, 9/4-9/28), Cleveland (8/15, 9/2-9/3).

**Recognition:** *Baseball America* (Cleveland: 2023- 22nd; 2022- 28th).

**Highlights:** **2021-** did not allow a run through first 3GS of career (15.1IP, 4H, 3BB, 23K), had 11K game on 5/18 vs. Myrtle Beach (6.1IP, 1H; took no-hitter to the 7th), had 0.00ERA (10.1IP, 5H, 1R, 2BB, 13K) over 2GS from 6/1-6/9, made three straight scoreless starts from 8/19-9/2 (16.0IP, 8H, 2BB, 21K), recorded 10K in 5.0IP of win at Dayton on 8/19, picked up the win in game two of the Eastern League Championship Series at Bowie on 9/22 (5.0IP, 2H, 1R, 1ER, 2BB, 8K).

**Postseason:** Akron ('21).

**Personal:** Attended Georgia Tech University.

## CAREER STATISTICS

Year	Club	Class	W-L	ERA	G	GS	CG	SHO	SV	SVO	IP	H	R	ER	HR	HB	BB	K	AVG
20	DNP																		
21	Lynchburg	A	3-0	1.07	5	5	0	0	0	0	25.1	12	4	3	1	1	4	38	.135
	Lake County	A+	5-1	2.66	13	13	0	0	0	0	67.2	53	22	20	10	3	12	80	.209
	Akron	AA	0-0	3.86	1	1	0	0	0	0	4.2	6	2	2	2	0	0	5	.300
22	Akron	AA	5-3	3.65	13	11	0	0	0	0	69.0	56	32	28	9	3	19	80	.218
	Columbus	AAA	4-1	4.58	12	10	0	0	0	0	53.0	50	29	27	9	0	23	54	.244
	Cleveland	MLB	0-1	5.79	2	2	0	0	0	0	9.1	13	7	6	1	1	6	3	.325
Minor League Totals			17-5	3.28	44	40	0	0	0	0	219.2	177	89	80	31	7	58	257	.215
Major League Totals			0-1	5.79	2	2	0	0	0	0	9.1	13	7	6	1	1	6	3	.325

# RAYNEL DELGADO INF

**BATS:** L      **THROWS:** R  
**HT:** 6-1      **WGT:** 200  
**BIRTHDATE:** 4/4/00 (22); Havana, CUB  
**RESIDES:** Fort Lauderdale, FL  
**ACQUIRED:** Selected in the 6th round (193rd overall) of the 2018 draft



## Last Season

Split the year between Lake County and Akron... went 3x4 with a double and 2RBI on 4/14 vs. Dayton, then did not have a multi-hit game over next 22G (.227, 15x66 from 4/15-5/24)... hit .300 (12x40) over final 13G before promotion to Akron 6/14... reached base in first 14G with Akron (.386) despite not collecting a hit over 6G from 6/24-6/30 (17AB)... went 3x3 and had 2SB on 8/13 at Bowie... doubled twice and had 4RBI on 8/17 at Erie... doubled and homered on 9/14 vs. Bowie (1RBI).

## Career Notes

**Transactions:** Selected by Cleveland in the 6th round (193rd) of the 2018 draft... **2018-** AZL Indians (6/18-8/27)... **2019-** Mahoning Valley (6/14-8/13), Lake County (8/14-9/2)... **2021-** Lake County (5/4-9/19)... **2022-** Lake County (4/8-6/13), Akron (6/14-9/18).

**Recognition:** *Baseball America* (Cleveland: 2019- 23rd).

**Highlights:** **2021-** had a HR and 4RBI on 6/6 vs. Dayton, hit .313 (21x67) over 20G from 6/13-7/11, had a HR and 4RBI on 8/1 at Dayton... **2019-** hit .306 (22x72) over 19G from 6/16-7/6 (included 9G hit streak from 6/28-7/6)... **2018-** batted .400 (22x55) and reached base in each of first 15G as a pro (.484OBP), went 1x3 with an RBI in game one of the AZL Playoffs (8/28 at AZL Diamondbacks).

**Postseason:** Lake County ('19), AZL Indians ('18).

**Personal:** Born in Cuba and moved to the USA at seven... member of Team USA 18U in 2017, winning the gold medal in the World Cup... was a switch hitter in high school (Calvary Christian Academy in Fort Lauderdale, FL).

Single Game Career Highs			
Stat	#	Times	Last Time
R	3	2	8/2/18
H	3	9	8/13/22
2B	2	4	8/17/22
RBI	4	3	8/17/22
SB	2	2	8/13/22
Hit Streak	9	1	6/28-7/6/19
OB Streak	15	1	6/20-7/12/18

## CAREER STATISTICS

Year	Club	Class	G	AVG	AB	R	H	2B	3B	HR	RBI	BB	K	SB	CS	OBP	SLG	HBPS	AC	FF
18	AZL Indians	R	46	.306	173	34	53	10	0	1	21	30	44	10	2	.409	.382	0	1	0
19	Mahoning	SS	53	.240	200	19	48	11	2	2	17	21	60	5	4	.308	.345	0	0	3
	Lake County	A	17	.250	64	7	16	4	0	0	6	2	13	1	0	.269	.313	0	0	1
20	DNP																			
21	Lake County	A+	100	.208	336	33	70	13	1	8	35	31	108	14	7	.285	.324	6	1	3
22	Lake County	A+	39	.263	118	17	31	5	2	2	14	16	25	5	4	.364	.390	4	3	2
	AKRON	AA	65	.229	210	26	48	7	2	3	29	30	50	11	5	.340	.324	6	1	1
Minor League Totals			320	.242	1101	136	266	50	7	16	122	130	300	46	22	.328	.343	16	6	10
Major League Totals			-	0	0	0	0	0	0	0	0	0	0	0	0	-	-	0	0	0



# PHILLIP DIEHL LHP

**BATS:** L      **THROWS:** L

**HT:** 6-2      **WGT:** 180

**BIRTHDATE:** 7/16/94 (28); Cincinnati, OH

**RESIDES:** Cincinnati, OH

**ACQUIRED:** Signed as a minor league free agent on 2/9/23

## Last Season

Started the year with Louisville... outside of a disaster vs. St. Paul on 4/10 (1.0IP, 4H, 4R, 4ER, 0BB, 0K), had a 0.00ERA (7.0IP, 1H, 1R, 1BB, 11K) from 4/5-4/23... had contract purchased by Cincinnati on 4/27... after perfect debut on 4/27 vs. San Diego (2.0IP, 2K), allowed runs in three of four from 4/29-5/7 (3.2IP, 8H, 7R, 7ER, 3BB, 1K)... DFA'd on 5/9 and outrighted to Louisville on 5/12... **on the DL with a strained left shoulder from 5/23-6/4**... gave up only 3ER (via 2HR) over 12G (12.0IP) from 6/5-7/26... **traded to New York (NL) with OF Tyler Naquin on 7/28**... spent the rest of the season with Syracuse... allowed 15ER in 9.0IP of first 8G, then 0ER in 7.1IP of final 5G.

## Career Notes

**Transactions:** Selected by New York (AL) in the 27th round (818th) of the 2016 draft... **2016-** Pulaski (6/22-9/1), Staten Island (9/2)... **2017-** Charleston (4/6-9/4)... **2018-** Tampa (4/5-7/12), Trenton (7/13-9/3), Scranton/WB (playoffs)... **2019-** **traded by New York (AL) to Colorado for OF Mike Tauchman on 3/23/19**... Hartford (4/4-5/3), Albuquerque (5/4-6/9, 6/13-8/25, 8/27-9/2), **Colorado** (6/10-6/12, 8/26, 9/6-9/29)... **2020-** **Colorado** (7/23-8/31)... **2021-** **claimed by Cincinnati off waivers from Colorado on 4/14/21**... Louisville (5/4-10/3)... **2022-** Louisville (4/5-4/26, 5/12-7/27), **on the DL (5/23-6/4, strained left shoulder)**, Cincinnati (4/27-5/8)... **traded by Cincinnati with OF Tyler Naquin to New York (NL) for INF Hector Rodriguez and RHP Jose Acuna on 7/28/22**... Syracuse (7/29-9/28)... **2023-** **signed by Cleveland as a minor league free agent on 2/9/23**.

**Highlights:** **2021-** had a 0.00ERA over final 15G (12.1IP)... **2019-** did not allow a run through first 12G (14.1IP), made MLB debut vs. Chicago (NL) on 6/11 (1.0IP, 3H, 2R, 2ER, 1BB, 1K)... **2018-** played in the postseason with Trenton (2.1IP, 1H, 3K) and Scranton/WB (1.2IP, 1H, 1BB, 2K)... **2017-** won a quality start on 5/21 vs. Augusta (6.0IP, 5H, 2R, 2ER, 3BB, 7K), had at least 3.0IP in 15G... **2016-** was 4-0 with a save and a 0.71ERA over final 10G (25.1IP, 14H, 4R, 2ER, 4BB, 29K).

**Postseason:** Scranton/WB ('18), Trenton ('18).

**Personal:** Attended Evansville University, Wabash Valley College and Louisiana Tech.

## CAREER STATISTICS

Year	Club	Class	W-L	ERA	G	GS	CG	SHO	SV	SVO	IP	H	R	ER	HR	HB	BB	K	AVG
16	Pulaski	R	4-0	2.56	14	1	0	0	1	2	31.2	23	11	9	1	4	6	38	.197
	Staten Island	SS	1-0	0.00	1	0	0	0	0	0	2.0	1	0	0	0	0	0	3	.143
17	Charleston	A	9-3	3.16	28	5	0	0	2	2	85.1	76	31	30	4	3	26	101	.238
18	Tampa	A+	2-2	3.14	25	0	0	0	3	3	48.2	37	20	17	2	1	12	79	.209
	Trenton	AA	0-1	1.35	14	0	0	0	1	2	26.2	18	4	4	2	1	11	29	.196
19	Hartford	AA	0-0	0.00	11	0	0	0	0	0	13.1	5	0	0	0	1	3	12	.116
	Albuquerque	AAA	2-1	6.75	39	0	0	0	0	2	45.1	54	35	34	16	0	15	52	.298
	Colorado	MLB	0-0	7.36	10	0	0	0	0	0	7.1	10	6	6	1	1	2	8	.313
20	Colorado	MLB	0-0	10.50	6	0	0	0	0	0	6.0	7	7	7	2	0	1	4	.292
21	Louisville	AAA	2-3	2.47	58	0	0	0	3	6	54.2	39	21	15	9	3	12	71	.200
22	Louisville	AAA	2-1	4.24	25	0	0	0	0	2	23.1	18	12	11	4	1	8	30	.209
	Cincinnati	MLB	0-0	11.12	5	0	0	0	0	0	5.2	8	7	7	3	0	3	3	.320
	Syracuse	AAA	0-2	8.27	13	0	0	0	1	3	16.1	21	17	15	4	0	10	9	.313
	Minor League Totals		22-13	3.50	228	6	0	0	11	22	347.1	292	151	135	42	14	103	424	.227
	Major League Totals		0-0	9.47	21	0	0	0	0	0	19.0	25	20	20	6	1	6	15	.309



# NIC ENRIGHT

# RHP

**BATS:** R**THROWS:** R**HT:** 6-3**WGT:** 219**BIRTHDATE:** 1/8/97 (26); Richmond, VA**RESIDES:** Henrico, VA**ACQUIRED:** Returned from Miami (Rule 5 Draft) on 5/31/23

## Last Season

Started the year with Akron... had a 0.93ERA (9.2IP, 1ER) through first 6G, then a 5.65ERA (14.1IP, 9ER) through next 9G... transferred to Columbus for the rest of the season on 6/14... issued 3BB to first 36BF in Triple-A, then 3BB to final 109BF (ended season with 0BB to last 52BF)... following multi-ER outings on 7/3 at Iowa (1.1IP, 3ER) and 7/9 vs. Nashville (1.0IP, 2ER), posted a 2.03ERA from 7/13 through the end of the season (26.2IP, 21H, 7R, 6ER, 3BB, 36K).

## Career Notes

**Transactions:** Selected by Cleveland in the 20th round (610th) of the 2019 draft... **2019-** AZL Indians (6/17-8/26)... **2021-** Lake County (5/7-6/24), Akron (6/25-9/19)... **2022-** Akron (4/8-6/13), Columbus (6/14-9/28)... selected by Miami from Cleveland in the Rule 5 Draft on 12/7/22.

**Recognition:** None.

**Highlights:** **2021-** did not allow a run over 11G from 5/18-6/30 (18.0IP, 7H, 1BB, 29K), had 7K in 3.0IP vs. Richmond on 7/24, pitched once in the Eastern League Championship Series (1.2IP, 2H, 2r, 1ER, 0BB, 3K)... **2019-** had a 0.00ERA (10.1P) after allowing only ER of the season, pitched twice in the AZL Playoffs (4.1IP, 2H, 0R, 0ER, 0BB, 6K).

**Postseason:** Akron ('21), AZL Indians ('19).

**Personal:** Attended Virginia Tech University.

## CAREER STATISTICS

Year	Club	Class	W-L	ERA	G	GS	CG	SHO	SV	SVO	IP	H	R	ER	HR	HB	BB	K	AVG
19	AZL Indians	R	0-3	0.50	15	0	0	0	0	2	18.0	11	6	1	1	1	8	26	.177
20	DNP																		
21	Lake County	A+	1-0	1.47	11	0	0	0	3	3	18.1	12	3	3	0	0	3	32	.179
	Akron	AA	3-4	4.31	23	0	0	0	2	3	39.2	28	21	19	5	1	10	56	.190
22	Akron	AA	1-1	3.14	19	0	0	0	10	12	28.2	19	12	10	2	1	8	37	.186
	Columbus	AAA	4-0	2.68	29	1	0	0	1	3	37.0	30	12	11	5	0	6	50	.216
Minor League Totals			9-8	2.80	97	1	0	0	16	23	141.2	100	54	44	13	3	35	201	.193
Major League Totals			0-0	-	0	0	0	0	0	0	0.0	0	0	0	0	0	0	0	-





# DANIEL ESPINO

# RHP

**BATS:** R**THROWS:** R**HT:** 6-2**WGT:** 225**BIRTHDATE:** 1/5/01 (22); Panama City, PN**RESIDES:** Tamarac, FL**ACQUIRED:** Selected in the 1st round (24th overall) of the 2019 draft

## Last Season

Was on Akron's roster for the whole year... reached 5.0IP in win at Bowie on 4/23, recording 14K on 66 pitches (3H, 2R, 2ER, 0BB) and was named Eastern League Pitcher of the Week for 4/18-4/24... **after fourth start was placed on the DL on 5/3 with a sore left knee... developed a sore right shoulder while rehabbing and was shutdown for the remainder of the season.**

## Career Notes

**Transactions:** Selected by Cleveland in the 1st round (24th) of the 2019 draft... **2019-** AZL Indians (6/17-8/13), Mahoning Valley (8/14-9/2)... **2021-** Lynchburg (4/29-7/12), Lake County (7/13-9/19)... **2022-** Akron (4/8-9/18), **on the DL (5/3-9/18, sore left knee, sore right shoulder).**

**Recognition:** Pitcher of the Week (2022- Eastern, 4/18-4/24; 2021- Midwest, 9/13-9/19)... *Baseball America* (Cleveland: 2023- 1st, Best Fastball; 2022- 2nd, Best Fastball, Best Slider; 2021- 8th, Best Fastball; 2020- 6th, Best Fastball).

**Highlights:** **2021-** went 1-0 with a 1.47ERA (30.2IP, 24H, 6R, 5ER, 16BB, 42K) over 7GS from 5/12-6/23, recorded 13K in 5.1IP vs. Delmarva on 6/30, had 75K to 11BB in final 8GS (40.0IP)... **2019-** had a 0.90ERA (10.0IP, 3H, 1R, 1ER, 4BB, 14K) through first 5GS of career.

**Postseason:** None.

**Personal:** Attended Georgia Premier Academy in Statesboro, GA.

## CAREER STATISTICS

Year	Club	Class	W-L	ERA	G	GS	CG	SHO	SV	SVO	IP	H	R	ER	HR	HB	BB	K	AVG
19	AZL Indians	R	0-1	1.98	6	6	0	0	0	0	13.2	7	3	3	1	1	5	16	.152
	Mahoning	SS	0-2	6.30	3	3	0	0	0	0	10.0	9	8	7	1	0	5	18	.225
20	DNP																		
21	Lynchburg	A	1-2	3.38	10	10	0	0	0	0	42.2	34	17	16	2	0	23	64	.217
	Lake County	AA	2-6	4.04	10	10	0	0	0	0	49.0	30	23	22	7	1	16	88	.170
22	Akron	AA	1-0	2.45	4	4	0	0	0	0	18.1	9	5	5	4	0	4	35	.141
	Minor League Totals		4-11	3.57	33	33	0	0	0	0	133.2	89	56	53	15	2	53	221	.184
	Major League Totals		0-0	-	0	0	0	0	0	0	0.0	0	0	0	0	0	0	0	-

TYLER FREEMAN

INF

BATS: R

THROWS: R

HT: 6-0

WGT: 190

BIRTHDATE: 5/21/99 (23); Rancho Cucamonga, CA

RESIDES: Rancho Cucamonga, CA

ACQUIRED: Selected in the supplemental 2nd round (71st overall) of the 2017 draft



Last Season

Started the year on the DL in Columbus, recovering from left shoulder surgery... took an HBP in six straight games from 5/7-5/13 (19HBP ranked 2nd in IL, despite only 72G)... hit game-tying HR in the 7th of game two vs. St. Paul on 5/15... reached base in 21 straight from 6/5-7/1 (.434OBP), including 10 multi-hit games... went 4x6 with 3RBI on 6/29 at Iowa... homered in back to back games at Toledo from 7/23-7/24 (had OXBH in 18G prior)... recalled to Cleveland on 8/3 and made MLB debut vs. Arizona (1x3, BB)... had 7G hit streak from 8/26-9/12 (.296, 8x27)... optioned to Columbus on 10/1.

Career Notes

Transactions: Selected by Cleveland in the supplemental 2nd round (71st) of the 2017 draft... **2017-** AZL Indians (6/30-9/2)... **2018-** Mahoning Valley (6/16-9/3)... **2019-** Lake County (4/4-6/19), Lynchburg (6/20-9/2)... **2021-** Akron (5/4-9/19), on the DL (7/3-7/17, strained left shoulder; 7/30-9/19, torn left labrum)... **2022-** Co-lumbus (4/5-8/2), on the DL (4/5-4/29, recovering from left shoul-der surgery), Cleveland (8/3-9/30).

Single Game Career Highs			
Stat	#	Times	Last Time
R	4	3	6/19/21
H	5	1	5/15/21
2B	3	1	8/18/18
RBI	4	1	8/1/18
SB	2	1	4/13/19
Hit Streak	21	1	7/17-8/9/18
OB Streak	35	1	7/5-8/15/18

Recognition: Midseason All-Star (2019- Midwest; 2018- New York-Penn)... *Baseball America* (Cleveland: 2023- 11th, Best Hitter for Average; 2022- 1st, Best Hitter for Average; 2021- 3rd, Best Hitter for Average; 2020- 2nd, Best Hitter for Average; 2019- 3rd, Best Hitter for Average; 2018- 16th).

Highlights: **2021-** hit safely in 19 of first 21G (5/4-6/1) and reached in all 21 (.372/.432/.500), went 5x6 (double, 3RBI) on 5/15 at Erie, was 4x7 (double, HR, 3RBI) on 6/19 at Bowie... **2019-** recorded 2SB on 4/13 at Dayton, had 10G hit streak from 5/10-5/20 (.415, 17x41), hit .362 (55x152) over 37G from 6/26-8/10, went 4x6 (double) with 3RBI on 8/10 at Potomac... **2018-** had 13G hit streak from 6/17-7/2 (.491, 27x55), had 21G hit streak from 7/17-8/9 (.419, 36x86), went 4x5 (double, triple) with 4RBI on 8/1 vs. Williamsport, had trio of doubles on 8/18 vs. State College... **2017-** hit .355 (22x62) through first 18G of pro career.

Postseason: Mahoning Valley (‘18).

Personal: Committed to TCU prior to getting drafted by Cleveland... younger brother, Cody, was drafted by Texas in the 4th round of the 2019 draft.

		CAREER STATISTICS																	
Year	Club	Class	G	AVG	AB	R	H	2B	3B	HR	RBI	BB	K	SB	CS	OBP	SLG	HBPSAC	SF
17	AZL Indians	R	36	.297	128	19	38	9	0	2	14	7	12	5	1	.364	.414	7	1
18	Mahoning	SS	72	.352	270	49	95	29	4	2	38	8	22	14	3	.405	.511	19	0
19	Lake County	A	61	.292	236	51	69	16	3	3	24	18	28	11	4	.382	.424	17	0
	Lynchburg	A+	62	.319	257	38	82	16	2	0	20	8	25	8	1	.354	.397	7	1
20	DNP																		
21	Akron	AA	41	.323	164	26	53	14	2	2	19	8	21	4	2	.372	.470	6	0
22	Columbus	AAA	72	.279	297	51	83	7	0	6	44	25	32	6	2	.371	.364	19	1
	Cleveland	MLB	24	.247	77	9	19	3	0	0	3	4	11	1	0	.314	.286	4	0
Minor League Totals			344	.311	1352	234	420	91	11	15	159	74	140	48	13	.376	.428	75	3
Major League Totals			24	.247	77	9	19	3	0	0	3	4	11	1	0	.314	.286	4	0

# DAVID FRY

# INF

**BATS:** R

**THROWS:** R

**HT:** 6-2

**WGT:** 215

**BIRTHDATE:** 11/20/95 (27); Colleyville, TX

**RESIDES:** Grapevine, TX

**ACQUIRED:** Traded by Milwaukee for RHP

Jean Carlos Mejia on 3/13/22



## Last Season

Played the entire season for Columbus... batted .111 (6x54) through first 14G... hit .387/.412/.774 with 14XBH (5HR) in 16G from 4/24-5/21 (XBH in 13 of 16)... homered twice and had 5RBI on 6/2 vs. Toledo, kicking off 24G stretch (6/2-7/3) with 28RBI (had only 6RBI in next 28G, through 8/20)... hit walk-off, 3-run HR on 6/4 vs. Toledo... capped 5-run 10th inning with a grand slam on 7/2 at Iowa (won, 10-6)... went 2x4 with an RBI (walk-off single in the 10th) vs. Rochester on 8/3... was 3x4 with a double and 3RBI on 8/23 at Buffalo... for the season, played in a career-low 12G at catcher... played for Peoria in the Arizona Fall League (.286/.347/.429, 1HR, 8RBI; 10 of 13G played at catcher) and was selected to play in the AFL All-Star Game.

## Career Notes

**Transactions:** Selected by Milwaukee in the 7th round (215th) of the 2018 draft... **2018-** Helena (6/15-9/1), Wisconsin (9/2-9/3)... **2019-** Wisconsin (4/4-9/2)... **2021-** Biloxi (5/4-8/31), Nashville (9/1-10/3)... **2022-** traded by Milwaukee to Cleveland on 3/13/22 (PTBNL for RHP Jean Carlos Mejia on 11/22/21)... Columbus (4/5-9/28).

**Recognition:** Postseason All-Star (2019- Midwest; 2018- Pioneer)... Midseason All-Star (2022- Arizona Fall; 2019- Arizona Fall; 2019- Midwest; 2018- Pioneer).

**Highlights:** **2021-** hit grand slam on 5/21 at Tennessee, batted .324 (35x108) over 30G (6/29-8/6), had 3XBH and 3RBI on 7/16 at Montgomery (single short of cycle), homered in back to back games vs. Pensacola on 8/8 (solo) and 8/10 at Mississippi (solo), hit .304 (14x46) over the last 15G of the year... **2019-** had 18G hit streak from 5/9-5/27 (.386, 27x70, 3HR, 14RBI), homered twice (3RBI) on 7/26 at Cedar Rapids... **2018-** hit 2HR (4RBI) on 7/10 at Idaho Falls, had 16G hit streak from 7/26-8/13 (.400, 26x65, 3HR, 15RBI), hit RBI double in the Pioneer League All-Star Game on 8/7, had 6G RBI streak from 8/26-9/1 (11RBI).

**Postseason:** Biloxi ('19), Peoria (AFL, '22), Glendale (AFL, '19).

**Personal:** Attended Northwestern State University (Natchitoches, LA), leaving school as all-time leader in doubles (74) and tied for school record in career homers (31).

Single Game Career Highs			
Stat	#	Times	Last Time
R	3	3	7/16/21
H	3	17	8/28/22
2B	2	4	8/25/22
HR	2	3	6/2/22
RBI	5	1	6/2/22
Hit Streak	18	1	5/9-5/27/19
OB Streak	22	1	8/6-8/27/19

## CAREER STATISTICS

Year	Club	Class	G	AVG	AB	R	H	2B	3B	HR	RBI	BB	K	SB	CS	OBP	SLG	HBPS	AC	SF
18	Helena	R	61	.315	222	44	70	15	2	12	57	29	42	2	1	.406	.563	7	0	3
	Wisconsin	A	2	.222	9	0	2	0	0	0	0	0	3	0	0	.222	.222	0	0	0
19	Wisconsin	A	134	.258	504	66	130	41	1	17	70	50	111	7	4	.329	.444	6	2	6
20	DNP																			
21	Biloxi	AA	75	.248	262	39	65	15	2	11	41	31	71	1	1	.341	.447	6	0	0
	Nashville	AAA	19	.288	52	8	15	4	1	1	5	7	17	0	0	.383	.462	1	0	0
22	Columbus	AAA	119	.256	422	64	108	27	2	17	74	39	92	2	0	.329	.450	10	2	6
	Minor League Totals		410	.265	1471	221	390	102	8	58	247	156	336	12	6	.344	.464	30	4	15
	Major League Totals		-	0	0	0	0	0	0	0	0	0	0	0	0	-	-	0	0	0



# HUNTER GADDIS RHP

**BATS:** R

**THROWS:** R

**HT:** 6-6

**WGT:** 250

**BIRTHDATE:** 4/9/98 (24); Canton, GA

**RESIDES:** Atlanta, GA

**ACQUIRED:** Selected in the 5th round (160th overall) of the 2019 draft

## Last Season

Began the year with Akron... after OER in 5.1IP of season debut on 4/12 vs. Reading, allowed 5ER in 0.2IP of second start, 4/19 at Bowie... posted a 1.38ERA (26.0IP, 18H, 5R, 4ER, 5BB, 37K) over next 5G, including only relief appearance of the year, 4/26 vs. Altoona (5.0IP, 6H, 1R, 1ER, 0BB, 7K).. named Eastern League Pitcher of the Week for 5/16-5/22 after a no-hit bid on 5/19 at Binghamton (6.0IP, 1BB, 11K; bullpen lost no-no with one out in the 7th)... struggled to a 5.48ERA (44.1IP, 27ER) over next 8GS, but had a pair of 10K games on 5/31 vs. Richmond (5.2IP) and 6/21 vs. Harrisburg (5.2IP)... transferred to Columbus and made Triple-A debut at Toledo on 7/23 (49th career game; ND, 4.0IP, 1H, 3BB, 6K)... had contract purchased and made Major League debut on 8/5 vs. Houston (51st professional game; L, 3.1IP, 7H, 8R, 8ER, 2BB, 2K)... optioned to Columbus on 8/6... went 1-2 with a 5.40ERA (18.1IP, 11ER) in next 4GS before a dominant win at Louisville on 9/7 (6.0IP, 2H, 1R, 1ER, 1BB, 9K)... recalled to Cleveland for a spot start at Chicago (AL) on 9/15, allowing 5HR in a loss (4.0IP, 7ER)... optioned to Columbus for the rest of the year on 9/16 and did not walk a batter over final 10.2IP (13K).

## Career Notes

**Transactions:** Selected by Cleveland in the 5th round (160th) of the 2019 draft... **2019-** AZL Indians (6/17-7/31), Mahoning Valley (8/1-9/2)... **2021-** Lake County (5/4-9/19)... **2022-** Akron (4/8-7/22), Columbus (7/23-8/4, 8/6-9/14, 9/16-9/28), Cleveland (8/5, 9/15).

**Recognition:** Pitcher of the Week (2022- Eastern, 5/16-5/22)... *Baseball America* (Cleveland: 2023-26th).

**Highlights:** **2021-** had perfect outing vs. Fort Wayne on 5/11 (5.0IP, 6K), notched 10K vs. Great Lakes on 7/24 (5.0IP), turned in CG at Dayton on 8/20 (6.0IP), had 10K at South Bend on 9/3 (5.2IP)... **2019-** did not allow a run over final 3GS (9.0IP, 1H, 0BB, 17K).

**Postseason:** None.

**Personal:** Attended Georgia State University... named Second Team All-Sun Belt in 2018 and 2019... pitched for Chatham in the Cape Cod League in 2018.

## CAREER STATISTICS

Year	Club	Class	W-L	ERA	G	GS	CG	SHO	SV	SVO	IP	H	R	ER	HR	HB	BB	K	AVG
19	AZL Indians	R	1-2	3.12	7	5	0	0	0	0	17.1	13	8	6	2	0	3	26	.206
	Mahoning	SS	0-1	2.30	6	6	0	0	0	0	15.2	11	8	4	0	0	4	27	.183
20	DNP																		
21	Lake County	A+	4-11	4.16	20	19	1	0	0	0	97.1	83	65	45	20	11	28	127	.222
22	Akron	AA	4-3	4.24	15	14	0	0	0	0	76.1	63	37	36	12	2	26	102	.223
	Columbus	AAA	4-3	3.60	9	9	0	0	0	0	45.0	27	20	18	5	6	15	56	.171
	Cleveland	MLB	0-2	18.41	2	2	0	0	0	0	7.1	15	15	15	7	0	3	5	.405
Minor League Totals			13-20	3.90	57	53	1	0	0	0	251.2	197	138	109	39	19	76	338	.210
Major League Totals			0-2	18.41	2	2	0	0	0	0	7.1	15	15	15	7	0	3	5	.405

# MARCOS GONZALEZ INF

**BATS:** R      **THROWS:** R

**HT:** 5-11      **WGT:** 195

**BIRTHDATE:** 10/12/99 (23); San Cristobal, DR

**RESIDES:** San Cristobal, DR

**ACQUIRED:** Signed as a non-drafted free agent on 7/2/16



## Last Season

Spent the season with Akron... reached in each of first 11G (.474OBP), hitting .355 (11x31)... went 4x29 over next 8G (4/29-5/15) until back to back multi-hit games at Binghamton on 5/19 (3x5, two doubles) and 5/20 (2x4, double)... slumped over next 8G (5/21-6/12), going 3x28 until another pair of multi-hit games at Hartford on 6/14 and 6/15... **placed on the DL with a strained left oblique on 7/10...** activated on 9/15 and played one more time to end the season, homering on 9/18 vs. Bowie.

## Career Notes

**Transactions:** Signed by Cleveland as a non-drafted free agent on 7/2/16... **2018-** AZL Indians (6/18-8/27)... **2019-** Lake County (4/4-9/2), **on the DL (4/18-5/2, injury; 5/4-9/2, injury)**... **2021-** Akron (5/4-9/19), **on the DL (7/17-7/24, injury)**... **2022-** Akron (4/8-9/18), **on the DL (7/10-9/14, strained left oblique)**.

**Recognition:** None.

**Highlights:** **2021-** hit .371 (13x35) with 3HR and 9RBI over 10G from 7/30-8/14, doubled twice and had 2RBI on 9/9 at Richmond... **2018-** hit .363 (29x80) through first 22G, went 3x5 with 2HR and 3RBI on 8/10 vs. AZL White Sox, was 3x4 (double, HR) with 5RBI on 8/26 vs. AZL Brewers... **2018-** hit first HR on 6/12 vs. DSL Dodgers.

**Postseason:** AZL Indians ('18).

## Single Game Career Highs

Stat	#	Times	Last Time
R	4	1	6/17/17
H	4	1	6/17/17
2B	2	3	5/19/22
HR	2	1	8/10/18
RBI	5	1	8/26/18
SB	2	2	4/10/19
Hit Streak	12	1	8/22/17-6/27/18
OB Streak	27	1	8/22/17-8/13/18

## CAREER STATISTICS

Year	Club	Class	G	AVG	AB	R	H	2B	3B	HR	RBI	BB	K	SB	CS	OBP	SLG	HBPSAC	SF	
17	DSL Indians	R	56	.274	215	31	59	7	0	1	24	31	28	13	4	.371	.321	3	1	2
18	AZL Indians	R	35	.305	131	22	40	7	2	3	20	14	28	4	4	.397	.458	6	2	0
19	Lake County	A	11	.206	34	4	7	1	0	1	4	9	11	4	0	.372	.324	0	0	0
20	DNP																			
21	Akron	AA	61	.224	205	26	46	11	0	7	19	17	75	0	2	.289	.380	2	0	1
22	Akron	AA	38	.237	131	19	31	7	0	3	15	10	39	0	0	.303	.359	3	1	1
Minor League Totals			201	.256	716	102	183	33	2	15	82	81	181	21	10	.341	.370	14	4	4
Major League Totals			-	0	0	0	0	0	0	0	0	0	0	0	0	-	-	0	0	0

# OSCAR GONZALEZ OF

**BATS:** R      **THROWS:** R  
**HT:** 6-4      **WGT:** 230  
**BIRTHDATE:** 1/10/98 (25); Sabana Grande, DR  
**RESIDES:** Sabana Grande, DR  
**ACQUIRED:** Signed as a non-drafted free agent on 7/2/14



## Last Season

Started the year in Columbus... hit .310 through first 36G, then went 1x19 before contract was purchased on 5/26... went 2x4 with a double in MLB debut at Detroit on 5/26... hit .417 (25x60) in first 15G for Cleveland... on the DL with strained ribs from 7/2-8/1... batted .326 from 9/4 through the end of the year, including 2HR, 5RBI game on 9/9 at Minnesota and 2HR game on 9/24 at Texas... hit walk-off HR in the 15th of 1-0 Wild Card Series clinching win vs. Tampa Bay on 10/8... hit walk-off 2-run single in game three of Division Series vs. New York on 10/15.

## Career Notes

**Transactions:** Signed by Cleveland as a non-drafted free agent on 7/2/14... **2016-** AZL Indians (6/20-8/29), Mahoning Valley (9/1-9/5)... **2017-** Mahoning Valley (6/19-9/7)... **2018-** Lake County (4/5-9/3), on the DL (8/22-9/3, injury)... **2019-** Lynchburg (4/4-7/31), Akron (8/1-9/2)... **2021-** Akron (5/4-7/5), Columbus (7/6-10/3)... **2022-** Columbus (4/5-5/25), Cleveland (5/26-10/5), on the DL (7/2-8/1, strained right ribs), rehab with Akron (7/26-8/1).

Single Game Career Highs			
Stat	#	Times	Last Time
R	3	7	5/6/22
H	4	8	9/9/22*
2B	2	16	9/7/22*
HR	2	5	9/24/22*
RBI	5	5	9/9/22*
Hit Streak	17	1	6/12-7/2/21
OB Streak	20	1	8/13-9/4/21

\*-last in MLB

**Recognition:** Most Valuable Player (2016- Arizona)... Postseason All-Star (2019- Carolina, OF; 2016- Arizona, OF)... Midseason All-Star (2019- Carolina; 2017- New York-Penn)... *Baseball America* (Cleveland: 2020- 26th; 2019- 22nd; 2018- 20th; 2017- 27th).

**Highlights:** **2021-** walk-off HR (3-run) vs. Binghamton on 5/4, 3x4 (HR, 5RBI) on 6/11 at Altoona, 17G hit streak (.397, 27x68, 4HR, 15RBI) from 6/12-7/2, reached in 20G from 8/13-9/4 (.366/.416/.744, 9HR, 15RBI), HR in six of eight from 8/26-9/4, hit 2HR on 9/29 vs. Louisville (4RBI)... **2019-** 4-hit game vs. Salem on 4/10, HR (4RBI) on 4/16 vs. Potomac, 4RBI on 4/21 vs. Myrtle Beach, hit streaks of 11G (4/29-5/13), 14G (5/15-5/29) and 12G (7/3-7/18)... **2018-** hit streaks of 11G (5/29-6/10) and 10G (7/7-7/19), 4-hit game on 8/11 at South Bend... **2017-** 2HR and 5RBI on 6/23 vs. Auburn... **2016-** 5RBI on 6/21 at AZL Reds, 2HR (3RBI) on 7/5 vs. AZL Padres.

**Postseason:** Cleveland ('22), Mahoning Valley ('17), AZL Indians ('16), Estrellas (DWL, '18-22).

		CAREER STATISTICS																		
Year	Club	Class	G	AVG	AB	R	H	2B	3B	HR	RBI	BB	K	SB	CS	OBP	SLG	HBPSAC	SF	
15	DSL Indians	R	70	.203	256	25	52	17	1	4	38	19	65	1	3	.262	.324	3	0	4
16	AZL Indians	R	40	.303	145	30	44	10	2	8	26	8	57	4	0	.342	.566	1	0	1
	Mahoning	SS	1	.000	3	0	0	0	0	0	0	1	1	0	0	.250	.000	0	0	0
17	Mahoning	SS	55	.283	237	20	67	16	0	3	34	5	61	0	0	.301	.388	2	0	2
18	Lake County	A	114	.292	462	52	135	25	1	13	52	12	107	5	6	.310	.435	2	0	4
19	Lynchburg	A+	96	.319	385	46	123	22	3	8	61	12	66	7	5	.342	.455	2	1	2
	Akron	AA	29	.188	96	7	18	5	0	1	9	3	17	0	0	.210	.271	0	0	1
20	DNP																			
21	Akron	AA	49	.330	188	31	62	12	0	13	41	11	36	1	0	.367	.601	0	0	0
	Columbus	AAA	72	.269	290	39	78	12	1	18	42	11	76	0	1	.305	.503	4	0	0
22	Akron	AA	5	.133	15	3	2	1	0	0	1	2	4	0	0	.235	.200	0	0	0
	Columbus	AAA	41	.282	174	21	49	8	2	9	33	6	26	0	0	.308	.506	1	0	1
	Cleveland	MLB	91	.296	362	39	107	27	0	11	43	15	75	1	2	.327	.461	3	0	2
Minor League Totals			572	.280	2251	274	630	128	10	77	337	90	516	18	15	.310	.448	15	1	15
Major League Totals			91	.296	362	39	107	27	0	11	43	15	75	1	2	.327	.461	3	0	2





# TIM HERRIN

# LHP

**BATS:** L**THROWS:** L**HT:** 6-6**WGT:** 230**BIRTHDATE:** 10/8/96 (26); Munster, IN**RESIDES:** Terre Haute, IN**ACQUIRED:** Selected in the 29th round (883rd overall) of the 2018 draft

## Last Season

Started the year with Akron... allowed 4ER in first 4G (5.0IP), then had a 0.52ERA (17.1IP, 11H, 1R, 1ER, 5BB, 29K) over next 8G (4/22-5/21), including 7G with at least 2.0IP... transferred to Columbus for the rest of the year on 5/24... did not record a strikeout in either of first 2G (first consecutive games without a strikeout since June of 2019) and had 2BB in three of first four (7BB to 22BF; 10BB to 185BF over the rest of the season, 0G with multiple walks)... ERA ballooned to 12.38 after eighth outing, allowing 4ER in 1.0IP at Omaha on 6/22... turned in a 0.00ERA (11.2IP, 10H, 2R, 2BB, 15K) over next 7G (6/25-7/16)... picked up first Triple-A save on 8/11 at St. Paul, striking out both batters faced... made first career start in game two of a DH vs. Iowa on 9/4 (3.0IP, 1H, 4K)... was perfect in second career start, on 9/18 vs. Omaha (3.0IP, 7K)... combined between Akron and Columbus, punched out 101 in 69.1IP... added to the 40-man roster on 11/15.

## Career Notes

**Transactions:** Selected by Cleveland in the 29th round (883rd) of the 2018 draft... **2018-** AZL Indians (6/18-8/27)... **2019-** Mahoning Valley (6/14-7/16), Lake County (7/17-9/2).. **2021-** Lake County (5/4-9/19), Akron (postseason)... **2022-** Akron (4/8-5/23), Columbus (5/24-9/28).

**Recognition:** None.

**Highlights:** **2021-** had a 2.13ERA (12.2IP, 11H, 3R, 3ER, 5BB, 19K) through first 7G (5/6-5/26), had back to back 3.0IP outings on 6/11 at Fort Wayne (1ER) and 6/15 vs. West Michigan (0ER), posted a 1.29ERA from 7/17 through the remainder of the season (35.0IP, 25H, 12R, 5ER, 12BB, 43K)... **2019-** had a 0.00ERA through first 13G between Mahoning Valley and Lake County (21.0IP, 9H, 4R, 4BB, 13K), recorded saves in three straight games from 6/14-6/20 and 6/29-7/6, pitched a scoreless inning in the Midwest League Playoffs... **2018-** had a 0.00ERA and was successful in all three save opportunities through first 4G of pro career (4.0IP, 5H, 1R, 2BB, 3K).

**Postseason:** Akron ('21), Lake County ('19).

**Personal:** Attended Indiana University.

## CAREER STATISTICS

Year	Club	Class	W-L	ERA	G	GS	CG	SHO	SV	SVO	IP	H	R	ER	HR	HB	BB	K	AVG
18	AZL Indians	R	0-1	6.16	13	0	0	0	3	5	19.0	29	17	13	1	0	8	22	.354
19	Mahoning Valley	SS	1-0	0.00	11	0	0	0	6	6	17.0	9	4	0	0	0	2	10	.150
	Lake County	A	1-0	4.85	12	0	0	0	1	1	26.0	22	15	14	3	1	12	19	.234
20	DNP																		
21	Lake County	A+	4-3	2.57	36	0	0	0	2	2	73.2	60	30	21	3	2	32	85	.219
22	Akron	AA	0-1	2.01	12	0	0	0	1	1	22.1	17	5	5	1	2	6	37	.210
	Columbus	AAA	1-3	4.98	34	2	0	0	1	2	47.0	46	28	26	6	3	17	64	.250
Minor League Totals			7-8	3.47	118	2	0	0	14	17	205.0	183	99	79	14	8	77	237	.236
Major League Totals			0-0	-	0	0	0	0	0	0	0.0	0	0	0	0	0	0	0	-



# JAMES KARINCHAK RHP

**BATS:** R

**THROWS:** R

**HT:** 6-3

**WGT:** 215

**BIRTHDATE:** 9/22/95 (27); Newburg, NY

**RESIDES:** Walden, NY

**ACQUIRED:** Selected in the 9th round (282nd overall) of the 2017 draft

## Last Season

Started the season on Cleveland's DL with a strained back... sent to Columbus for rehab from 6/1-7/1... had a 7.88ERA (8.0IP, 7H, 7R, 7ER, 11BB, 11K) through first 9G... activated and optioned on 7/2, re-called on 7/3... after 1ER in each of first 2G, did not allow a run in 23G from 7/9-9/7 (24.2IP, 9H, 14BB, 41K)... had a 4.38ERA over final 13G (12.1IP, 10H, 6R, 6ER, 5BB, 18K)... appeared in 4G of the American League Playoffs and did not allow a run (5.0IP, 3H, 4BB, 6K).

## Career Notes

**Transactions:** Selected by Cleveland in the 9th round (282nd) of the 2017 draft... **2017-** Mahoning Valley (6/23-9/7)... **2018-** Lake County (4/5-5/2), Lynchburg (5/3-7/31), Akron (8/1-9/3)... **2019-** Akron (4/4-5/2), Columbus (5/3-9/2), on the DL (5/11-7/23, strained right hamstring), rehab with AZL Indians (7/16-7/23), Cleveland (9/13-9/29)... **2020-** Cleveland (7/23-9/27)... **2021-** Cleveland (4/1-8/27, 10/1-10/3), Columbus (8/29-9/30)... **2022-** Cleveland (4/7-7/1, 7/3-10/5), on the DL (4/4-7/1, strained back), rehab with Columbus (6/1-7/1), Columbus (7/2).

**Recognition:** *Baseball America* (Cleveland: 2020- 16th, Best Curveball).

**Highlights:** **2021-** went 2-0 with 5SV and a 0.44ERA (20.2IP, 3H, 1R, 1ER, 7BB, 38K) through first 21G (4/1-5/22), was 4-0 with 2SV and a 1.84ERA (14.2IP, 6H, 3R, 3ER, 9BB, 24K) over 15G (6/5-7/9)... **2020-** started season with a 0.54ERA through 15G (16.2IP, 5H, 2R, 1ER, 6BB, 31K), earned first save on 7/30 at Minnesota (1.0IP, 1K), averaged nearly 2K per inning (struck out 49% of batters faced; 53K, 109BF)... **2019-** did not allow a run through first 16G (16.0IP, 5H, 5BB, 40K), pitched in 3G of the International League Playoffs (3.1IP, 2H, 4BB, 8K), made Major League debut on 9/14 vs. Minnesota (1.1IP, 3K)... **2018-** did not allow a run over 17G from 4/8-6/14 (23.1IP, 15H, 13BB, 41K), pitched in 2G of the Eastern League Playoffs (2.0IP, 1H, 6K)... **2017-** had 7K on 8/11 vs. Staten Island (3.0IP) and 8/19 at West Virginia (2.2IP).

**Postseason:** Cleveland ('20, '22), Columbus ('19), Akron ('18).

**Personal:** Attended Bryant University... first preseason All-American in program history.

CAREER STATISTICS																
Year	Club	Class	W-L	ERA	G	GS	CG	SHO	SV	SVO	IP	H	R	ER	HR	HB
17	Mahoning	SS	2-2	5.79	10	6	0	0	0	0	23.1	30	15	15	1	0
18	Lake County	A	3-0	0.79	7	0	0	0	1	1	11.1	8	1	1	0	0
	Lynchburg	A+	1-1	1.00	25	0	0	0	13	13	27.0	14	6	3	1	0
	Akron	AA	0-1	2.61	10	0	0	0	0	0	10.1	7	3	3	1	0
19	AZL Indians	R	0-0	0.00	3	0	0	0	0	0	3.0	0	0	0	0	0
	Akron	AA	0-0	0.00	10	0	0	0	6	6	10.0	2	0	0	0	0
	Columbus	AAA	1-1	4.67	17	0	0	0	2	2	17.1	14	10	9	2	0
	Cleveland	MLB	0-0	1.69	5	0	0	0	0	0	5.1	3	1	1	0	0
20	Cleveland	MLB	1-2	2.67	27	0	0	0	1	4	27.0	14	9	8	1	0
21	Columbus	AAA	1-1	3.00	7	0	0	0	0	1	6.0	3	2	2	1	0
	Cleveland	MLB	7-4	4.07	60	0	0	0	11	16	55.1	35	27	25	9	2
22	Columbus	AAA	1-0	5.73	12	0	0	0	0	1	11.0	10	7	7	0	0
	Cleveland	MLB	2-0	2.08	38	0	0	0	3	4	39.0	22	9	9	2	1
Minor League Totals			9-6	3.02	101	6	0	0	22	24	119.1	88	44	40	6	0
Major League Totals			10-6	3.06	130	0	0	0	15	24	126.2	74	46	43	12	3



# MICHAEL KELLY

# RHP

**BATS:** R**THROWS:** R**HT:** 6-4**WGT:** 230**BIRTHDATE:** 9/6/92 (30); Boynton Beach, FL**RESIDES:** Boynton Beach, FL**ACQUIRED:** Signed as a minor league free agent on 1/4/23

## Last Season

Started the year with Lehigh Valley... had 4.50ERA (10.0IP, 5ER) through first 10G (4/8-5/8) with all 5ER coming via 3HR... earned second career save on 6/8 at Omaha (1.0IP, 2K)... had contract purchased by Philadelphia on 6/13... made MLB debut on 6/16 at Washington (1.0IP, 1BB)... optioned on 6/20, allowed 9ER in 4.1IP over 5G and was recalled on 7/8... gave up 1ER (solo HR) in 2G (2.0IP) and was outrighted to Lehigh Valley for the rest of the year on 7/13... was 0-0 with a 1.15ERA (15.2IP, 2ER) in first 13G upon return and 2-0 with a 6.75ERA (12.0IP, 9ER) over final 11G.

## Career Notes

**Transactions:** Selected by San Diego in the 1st round (48th) of the 2011 draft... **2012-** Fort Wayne (4/5-5/3), AZL Padres (6/20-8/29)... **2013-** Fort Wayne (5/14-6/25), Eugene (6/26-9/2)... **2014-** Eugene (6/14-9/1)... **2015-** Fort Wayne (4/9-8/3), **on the DL (4/9-5/23, impinged right shoulder)**, Lake Elsinore (8/4-9/7)... **2016-** Lake Elsinore (4/7-5/12), San Antonio (5/13-6/17, 7/14-7/16, 7/31-8/15), El Paso (6/18-7/13, 7/17-7/30, 8/16-9/5), **on the DL (8/24-9/5, bruised right elbow)**... **2017-** San Antonio (4/6-6/28), El Paso (6/29-9/4)... **signed by Baltimore as a minor league free agent on 12/14/17...** **2018-** Bowie (4/5-7/26, 8/14-9/3), Norfolk (7/27-8/13)... **2021-** signed by Houston as a minor league free agent on 5/11/21... Corpus Christi (5/14-5/31), Sugarland (6/1-10/3)... **signed by Philadelphia as a minor league free agent on 11/28/21...** **2022-** Lehigh Valley (4/5-6/12, 6/20-7/7, 7/13-9/28), Philadelphia (6/13-6/19, 7/8-7/12)... **2023-** signed by Cleveland as a minor league free agent on 1/4/23.

**Recognition:** Midseason All-Star (2017- Texas).

**Personal:** Pitched for Southern Maryland in the Atlantic League during the 2019 season.

CAREER STATISTICS																			
Year	Club	Class	W-L	ERA	G	GS	CG	SHO	SV	SVO	IP	H	R	ER	HR	HB	BB	K	AVG
12	AZL Padres	R	0-5	7.11	13	6	0	0	0	0	44.1	54	48	35	2	7	25	37	.302
	Fort Wayne	A	0-2	7.53	7	0	0	0	0	0	14.1	18	14	12	0	1	18	14	.316
13	Eugene	SS	1-1	6.10	18	0	0	0	0	2	38.1	36	37	26	2	6	35	33	.257
	Fort Wayne	A	2-1	5.00	15	0	0	0	0	1	18.0	17	10	10	1	2	12	16	.262
14	Eugene	SS	7-5	4.05	15	14	0	0	0	0	73.1	59	36	33	5	4	25	71	.224
15	Fort Wayne	A	5-3	4.46	13	13	0	0	0	0	66.2	68	39	33	5	0	22	35	.271
	Lake Elsinore	A+	0-6	8.40	6	5	0	0	0	0	30.0	45	33	28	5	4	9	22	.349
16	Lake Elsinore	A+	1-3	5.83	6	6	0	0	0	0	29.1	33	23	19	2	3	12	25	.275
	San Antonio	AA	2-2	2.90	9	9	0	0	0	0	49.2	42	17	16	3	0	17	49	.237
	El Paso	AAA	6-3	4.89	10	10	0	0	0	0	49.2	50	29	27	4	3	23	41	.273
17	San Antonio	AA	7-2	2.98	15	15	0	0	0	0	84.2	68	31	28	6	3	30	91	.221
	El Paso	AAA	3-2	6.64	13	7	0	0	0	0	42.0	47	33	31	6	4	26	37	.285
18	Bowie	AA	1-5	9.11	25	8	0	0	1	2	56.1	55	60	57	8	6	66	55	.258
	Norfolk	AAA	0-1	4.91	6	0	0	0	0	0	11.0	13	6	6	0	0	11	7	.289
19	DNP																		
20	DNP																		
21	Corpus Christi	AA	2-0	1.69	6	0	0	0	0	0	5.1	4	1	1	1	0	1	9	.190
	Sugarland	AAA	3-4	2.82	35	0	0	0	0	3	44.2	40	16	14	4	1	17	53	.238
22	Lehigh Valley	AAA	2-2	5.29	47	1	0	0	1	6	51.0	56	34	30	8	1	24	66	.279
	Philadelphia	MLB	0-0	2.25	4	0	0	0	0	0	4.0	3	1	1	1	1	1	4	.214
Minor League Totals			42-47	5.16	259	94	0	0	2	14	708.2	705	467	406	62	45	373	661	.263
Major League Totals			0-0	2.25	4	0	0	0	0	0	4.0	3	1	1	1	1	1	4	.214



# RANDY LABAUT

# LHP

**BATS:** L**THROWS:** L**HT:** 6-2**WGT:** 205**BIRTHDATE:** 10/1/96 (26); Havana, CUB**RESIDES:** Goodyear, AZ**ACQUIRED:** Selected in the 35th round (1,060th overall) of the 2019 draft

## Last Season

Started the year with Lake County... allowed at least 1ER five times in first 8G (13.1IP, 8H, 9R, 6ER, 3BB, 19K)... went 4-0 with a 0.00ERA (23.1IP, 10H, 2R, 8BB, 30K) over 11G from 5/17 until promotion to Akron on 6/26... gave up 4ER in Double-A debut, 6/26 vs. Harrisburg (1.0IP), then made four straight scoreless appearances (8.0IP, 1H, 4BB, 9K)... did not record an out on 7/27 vs. Harrisburg (5ER), then gave up 3ER in 1.2IP in next appearance, 7/31 vs. Harrisburg... aside from 5ER outing on 8/27 vs. Richmond (2.0IP), had a 0.46ERA (19.2IP, 1ER) and went 3-0 in other 10G from 8/5-9/18.

## Career Notes

**Transactions:** Selected by Cleveland in the 35th round (1,060th) of the 2019 draft... **2019-** AZL Indians (6/17-8/26)... **2021-** Lynchburg (5/4-9/19), on the DL (6/17-8/3, strained left shoulder)... **2022-** Lake County (4/8-6/25, 7/14-7/20), Akron (6/26-7/13, 7/21-9/18).

**Recognition:** None.

**Highlights:** **2021-** recorded 5.0IP on 67 pitches in GS vs. Delmarva on 6/8, had a 0.77ERA over 7G from 8/15-9/5 (11.2IP, 5H, 1R, 1ER, 3BB, 19K)... **2019-** had a 0.60ERA over final 10G from 6/28-8/20 (30.0IP< 18H, 5R, 2ER, 5BB, 38K), had first career save on 7/11 vs. AZL Brewers (3.0IP, 3K).

**Postseason:** AZL Indians ('19).

**Personal:** Attended the University of Arizona.

## CAREER STATISTICS

Year	Club	Class	W-L	ERA	G	GS	CG	SHO	SV	SVO	IP	H	R	ER	HR	HB	BB	K	AVG
19	AZL Indians	R	4-0	1.74	11	0	0	0	1	2	31.0	24	9	6	0	0	5	39	.209
20	DNP																		
21	Lynchburg	A	3-2	3.09	22	3	0	0	0	1	43.2	29	18	15	5	1	23	58	.182
22	Lake County	A+	7-1	1.89	20	0	0	0	2	5	38.0	22	13	8	5	1	13	52	.163
	Akron	AA	4-1	5.01	18	0	0	0	0	1	32.1	18	19	18	3	1	24	37	.162
Minor League Totals			18-4	2.92	71	3	0	0	3	9	145.0	93	59	47	13	3	65	18	.179
Major League Totals			0-0	-	0	0	0	0	0	0	0.0	0	0	0	0	0	0	0	-

# BRYAN LAVASTIDA

C

BATS: R

THROWS: R

HT: 6-0

WGT: 200

BIRTHDATE: 11/27/98 (24); Miami, FL

RESIDES: Hialeah, FL

ACQUIRED: Selected in the 15th round (463rd overall) of the 2018 draft



## Last Season

Made the opening day roster for Cleveland... went 0x4 (BB, K) in Major League debut, 4/10 at Kansas City... collected first hit on 4/22 at New York (AL)... optioned to Columbus on 4/25... struggled to a line of .183/.310/.296 in first 18G... hit safely in 10 straight (.359/.405/.641) from 5/25-6/10... **strained right hamstring running out a ground ball on 6/18 vs. St. Paul (on the DL from 6/19-7/6)**... transferred to Akron on 7/7... went 6x40 (.150) in first 11G, then hit .356 (16x45) in next 12G (3HR, 9RBI)... went hitless in 13 of next 22G (.135, 12x89) before transfer to Columbus on 9/20... homered and had 3RBI on 9/22 at Toledo (2RBI in previous 24G between Akron and Columbus).

## Career Notes

**Transactions:** Selected by Cleveland in the 15th round (463rd) of the 2018 draft... **2018-** AZL Indians (6/18-8/27)... **2019-** Mahoning Valley (6/10-8/31), Lake County (9/1-9/2)... **2021-** Lake County (5/4-7/29), **on the DL (5/18-6/2, strained left wrist)**, Akron (7/30-8/31, 9/14-10/3), Columbus (9/1-9/13)... **2022-** Cleveland (4/7-4/24), Columbus (4/25-7/6, 9/20-9/28), **on the DL (6/19-7/6, strained right hamstring)**, Akron (7/7-9/19).

## Single Game Career Highs

Stat	#	Times	Last Time
R	4	1	8/5/18
H	3	17	9/2/22
2B	2	4	8/8/21
HR	2	1	6/24/21
RBI	4	2	7/31/21
SB	2	2	7/23/21
Hit Streak	15	1	8/1-8/18/19
OB Streak	25	1	6/18-8/12/18

**Recognition:** Midseason All-Star (2019- New York-Penn)... Player of the Month (2019- New York-Penn, August)... *Baseball America* (Cleveland: 2023- 30th; 2022- 16th).

**Highlights:** **2021-** hit .369/.415/.595 over 23G (84AB) from 6/6-7/8, had 4RBI game on 6/8 at Fort Wayne and a 2HR outing on 6/24 at Great Lakes (2RBI), went 3x5 with a HR and 4RBI in Double-A debut on 7/31 at Erie, hit .353 (24x68) in first 19G with Akron (7/31-8/21), capped a 5-run 7th with a walk-off HR (3-run) in game one of a DH vs. St. Paul on 9/5, went 6x12 with a HR and 4RBI in the Eastern League Playoffs... **2019-** had a 15G hit streak from 8/1-8/18 (.527, 29x57), was 1x1 with an RBI (SF) at the NYP All-Star Game on 8/21... **2018-** reached base in each of first 25G to begin career (.439OBP).

**Postseason:** Akron ('21), Lake County ('19), AZL Indians ('18).

**Personal:** Attended Hillsborough Community College (Tampa, FL).

## CAREER STATISTICS

Year	Club	Class	G	AVG	AB	R	H	2B	3B	HR	RBI	BB	K	SB	CS	OBP	SLG	HBPS	AC	SF
18	AZL Indians	R	33	.292	120	23	35	4	1	1	20	22	23	5	5	.415	.367	4	2	1
19	Mahoning	SS	58	.335	209	39	70	19	3	2	38	25	27	3	3	.408	.483	3	0	3
	Lake County	A	1	.333	3	1	1	0	0	0	0	1	1	0	0	.500	.333	0	0	0
20	DNP																			
21	Lake County	A+	48	.303	165	32	50	12	0	5	31	26	30	14	5	.399	.467	3	0	4
	AKron	AA	29	.291	103	16	30	7	1	3	17	12	28	2	3	.373	.466	2	1	1
	Columbus	AAA	7	.158	19	2	3	0	0	1	3	2	10	0	0	.238	.316	0	0	0
22	Cleveland	MLB	6	.083	12	0	1	0	0	0	0	3	4	0	0	.267	.083	0	0	0
	Columbus	AAA	39	.224	147	24	33	6	2	4	16	16	35	2	1	.315	.374	4	0	1
	AKron	AA	45	.195	174	22	34	4	2	5	14	12	45	5	1	.257	.328	3	0	2
	Minor League Totals		260	.272	940	159	256	52	9	21	139	116	199	31	18	.360	.414	19	3	12
	Major League Totals		6	.083	12	0	1	0	0	0	0	3	4	0	0	.267	.083	0	0	0



# KYLE MARMAN

# RHP

**BATS:** R**THROWS:** R**HT:** 6-3**WGT:** 187**BIRTHDATE:** 3/3/97 (26); Cincinnati, OH**RESIDES:** Orlando, FL**ACQUIRED:** Selected in the 13th round (403rd overall) of the 2018 draft

## Last Season

Pitched most of the year for Akron... was 1-0 with a pair of saves and a 1.65ERA through first 15G (16.1IP, 13H, 4R, 3ER, 10BB, 19K)... gave up at least 1ER in each of 6G from 6/21-7/14, turning in an 18.78ERA (7.2IP, 13H, 16R, 16ER, 7BB, 7K), but managed to go 1-0... allowed 6HR to 43BF during that cold spell (OHR in 19G before, 90BF; OHR in 17G after, 84BF)... did not allow a run or hit over 7G from 7/22-8/14 (10.1IP, 2BB, 13K)... including no-hit run, was 2-1 with a pair of saves and a 0.77ERA over final 17G with Akron (23.1IP, 9H, 2R, 2ER, 7BB, 35K)... transferred to Columbus on 9/20... allowed a HR in each of 2G in Triple-A.

## Career Notes

**Transactions:** Selected by Cleveland in the 13th round (403rd) of the 2018 draft... **2019-** Lake County (5/24-9/2)... **2021-** Lake County (5/24-5/27), Akron (5/28-9/19), **on the DL (8/6-9/8, sore left hip)**... **2022-** Akron (4/8-9/19), Columbus (9/20-9/28).

**Recognition:** *Baseball America* (Cleveland: 20xx- nth, Best Tool; 20xx- nth; 20xx- nth).

**Highlights:** **2021-** went 2-0 with a 3.65ERA (12.1IP, 5ER) and 15K to 2BB over 12G from 6/23-7/29... **2019-** earned save in first pro appearance, 5/24 at Lansing (3.0IP, 2H, 1R, 1ER, 0BB, 5K), did not allow a hit on 7/6 vs. Lansing (4.0IP, 1BB, 4K), had 7K in 3.2IP of win at Bowling Green on 7/27.

**Postseason:** Lake County ('19).

**Personal:** Attended Florida Atlantic University.

## CAREER STATISTICS

Year	Club	Class	W-L	ERA	G	GS	CG	SHO	SV	SVO	IP	H	R	ER	HR	HB	BB	K	AVG
19	Lake County	A	5-4	3.33	24	0	0	0	1	3	46.0	33	22	17	3	1	21	58	.200
20	DNP																		
21	Akron	AA	4-0	5.85	20	0	0	0	1	4	20.0	20	15	13	4	0	13	20	.260
22	Akron	AA	5-2	4.41	42	0	0	0	4	7	51.0	39	26	25	6	0	29	66	.209
	Columbus	AAA	0-0	8.10	2	0	0	0	0	1	3.1	2	3	3	2	0	1	4	.167
Minor League Totals			14-6	4.34	88	0	0	0	6	15	120.1	94	66	58	15	1	64	148	.213
Major League Totals			0-0	-	0	0	0	0	0	0	0.0	0	0	0	0	0	0	0	-



# ANGEL MARTINEZ INF

**BATS:** S      **THROWS:** R  
**HT:** 6-0      **WGT:** 185  
**BIRTHDATE:** 1/27/02 (21); Santo Domingo, DR  
**RESIDES:** Santo Domingo, DR  
**ACQUIRED:** Signed as a non-drafted free agent on 7/2/18



### Last Season

Started the season with Lake County... was hitting .305 (25x82) through first 26G, despite 10 hitless games... went 3x5 with a double, 2HR and 3RBI on 6/5 vs. West Michigan... from 6/28-8/18, reached base in 26 straight (.393OBP), while hitting .348 (39x112) and slugging .571 (6HR)... on base streak included a 13G hit streak from 7/4-8/6 (.362, 21x58), both of which were interrupted by a **stint on the DL (7/13-7/26, strained left shoulder)**... sent to Akron for the rest of the season on 8/20... doubled twice and had 2RBI in Double-A debut, 8/21 at Erie... tripled, homered and had 4RBI on 8/28 vs. Richmond... starting with 4K game on 9/15 (had 3K in previous 9G), went 1x13 to close out the season (8K)... played for Peoria in the Arizona Fall League, hitting .260/.341/.342 with 2HR and 14RBI in 21G.

### Career Notes

**Transactions:** Signed by Cleveland as a non-drafted free agent on 7/2/18... 2019- DSL Indians (6/1-8/24)... 2021- Lynchburg (5/4-9/19)... 2022- Lake County (4/8-8/19), **on the DL (7/13-7/26, strained left shoulder)**, Akron (8/20-9/18).

**Recognition:** Midseason All-Star (2019- Dominican Summer)... *Baseball America* (Cleveland: 2023- 8th, Best Strikezone Discipline; 2022- 10th; 2021- 26th; 2020-, 20th).

Single Game Career Highs			
Stat	#	Times	Last Time
R	4	1	5/5/21
H	4	4	7/14/21
2B	2	5	8/21/22
3B	2	1	6/13/19
HR	2	1	6/5/22
RBI	4	3	8/28/22
SB*	3	1	6/17/19
Hit Streak	13	1	7/4-8/6/22
OB Streak	44	1	7/20/19-6/6/21

\*- 4 multi-SB games

**Highlights:** 2021- reached base in first 22G to extend on base streak to 44 (dated to 7/20/19), was 4x5 with a pair of doubles and 4RBI on 5/5 vs. Fredericksburg, had 6G RBI streak from 6/16-6/22 (9RBI total), went 4x5 (double, HR) with 2RBI on 6/27 at Salem, was 4x5 with an RBI on 7/14 vs. Fredericksburg, had 4RBI on 8/24 at Kannapolis... 2019- reached base in first 17G of career (.469OBP), had 10G hit streak (.450, 18x40) from 6/7-6/19, had 3SB on 6/17 vs. DSL Pirates, reached base in each of last 22G (.455OBP).

**Postseason:** Peoria (AFL, '22).

**Personal:** Father, Sandy Martinez, played in MLB from 1995-2001 and 2004 with Toronto, Chicago (NL), Florida, Montreal, Cleveland and Boston.

CAREER STATISTICS																		
Year	Club	Class	G	AVG	AB	R	H	2B	3B	HR	RBI	BB	K	SB	CS	OBP	SLG	HBPSAC SF
19	DSL Indians	R	56	.306	222	37	68	10	7	1	27	29	29	11	5	.402	.428	7 2 1
20	DNP																	
21	Lynchburg	A	97	.241	377	62	91	20	6	7	46	43	88	13	6	.319	.382	1 1 2
22	Lake County	A+	77	.288	281	46	81	17	3	10	27	40	58	10	6	.384	.477	5 3 2
	Akron	AA	24	.244	82	10	20	6	1	3	17	12	18	2	1	.356	.451	4 2 3
Minor League Totals			254	.270	962	155	260	53	17	21	117	124	193	36	18	.361	.426	17 8 8
Major League Totals			-	0	0	0	0	0	0	0	0	0	0	0	0	-	-	0 0 0



# NICK MIKOLAJCHAK RHP

**BATS:** R

**THROWS:** R

**HT:** 6-2

**WGT:** 220

**BIRTHDATE:** 11/21/97 (25); Houston, TX

**RESIDES:** Spring, TX

**ACQUIRED:** Selected in the 11th round (340th overall) of the 2019 draft

## Last Season

Pitched the entire year for Columbus... had a 0.00ERA through first 9G (10.2IP, 6H, 3R, 2BB, 10K)... gave up first ER in a blown save at Omaha on 5/7, allowing HR to only batter faced (walk-off grand slam)... allowed ER in next appearance, 5/12 vs. St. Paul, then had 10 straight scoreless outings from 5/15-6/19 (9.1IP, 2H, 7BB, 10K)... scoreless streak ended in next trip to Omaha with back to back multi-run games 6/23-6/26 (2.0IP, 6ER)... went 3-0 with a save and a 0.77ERA (11.2IP, 5H, 1R, 1ER, 6BB, 10K) over 8G from 6/30-7/31... did not record an out vs. Rochester on 8/4 (5H, 3ER), then allowed 1ER in three of next five (8/7-8/25)... closed out the season with a 1.64ERA (11.0IP, 2ER) over final 10G... on the year, had a 15.75ERA at Omaha (4.0IP, 7ER) and a 1.94ERA elsewhere in the IL (46.1IP, 10ER).

## Career Notes

**Transactions:** Selected by Cleveland in the 11th round (340th) of the 2019 draft... **2019-** AZL Indians (6/17-7/4), Mahoning Valley (7/5-9/2)... **2021-** Akron (5/4-10/3), **on the DL (7/11-8/5, strained right shoulder)...** **2022-** Columbus (4/5-9/28).

**Recognition:** None.

**Highlights:** **2021-** made Double-A debut on 5/6 vs. Binghamton (18th career game, first above short season), posted a 0.00ERA through first 9G (12.0IP, 6H, 1R, 0ER, 2BB, 18K), had a save in three straight outings from 5/18-5/25, closed out the opening win in the Eastern League Championship Series (2.0IP, 1BB, 1K; won series 3-0)... **2019-** had a 0.00ERA through first 14G as a pro (15.0IP, 7H, 2R, 3BB, 21K).

**Postseason:** Akron ('21).

**Personal:** Attended Sam Houston State University... pitched in the Cape Cod League for Falmouth in 2018.

## CAREER STATISTICS

Year	Club	Class	W-L	ERA	G	GS	CG	SHO	SV	SVO	IP	H	R	ER	HR	HB	BB	K	AVG
19	AZL Indians	R	0-0	0.00	4	0	0	0	2	2	6.0	4	1	0	0	0	0	12	.167
	Mahoning	SS	1-1	0.47	13	0	0	0	3	3	19.0	10	3	1	0	0	3	24	.164
20	DNP																		
21	AKron	AA	2-5	3.18	30	0	0	0	8	11	39.2	34	17	14	7	0	9	57	.222
22	Columbus	AAA	5-2	3.04	47	0	0	0	6	8	50.1	38	20	17	3	0	29	50	.210
	Minor League Totals		8-8	2.50	94	0	0	0	19	24	115.0	86	41	32	10	0	41	143	.205
	Major League Totals		0-0	-	0	0	0	0	0	0	0.0	0	0	0	0	0	0	0	-



# ANDREW MISIASZEK LHP

**BATS:** R

**THROWS:** L

**HT:** 6-2

**WGT:** 215

**BIRTHDATE:** 8/24/97 (25); Rockville Center, NY

**RESIDES:** Oceanside, NY

**ACQUIRED:** Selected in the 32nd round (970th overall) of the 2019 draft

## Last Season

Began the season with Akron... did not allow a run in the month of April (11.2IP, 6H, 3BB, 20K)... gave up 1ER in 1.0IP at Richmond on 5/3 and followed with a perfect outing on 5/6 at Richmond (3.0IP, 4K)... surrendered a solo HR on 5/24 vs. New Hampshire, then had five straight scoreless appearances (10.0IP, 6H, 1BB, 11K) before transfer to Columbus on 6/14... retired every batter faced (1.0IP, 1K) in Triple-A debut vs. St. Paul on 6/17... had a 9.64ERA (4.2IP, 5ER) over next 4G, including first career start, 6/29 at Iowa (1.0IP, 4H, 1R, 1ER, 1BB, 3K)... HR to Jared Young on 7/3 at Iowa was first to a left-handed batter since 8/28/19... posted a 2.63ERA (24.0IP, 7ER) over final 20G, with most damage coming on 8/26 at Buffalo (1.0IP, 3ER).

## Career Notes

**Transactions:** Selected by Cleveland in the 32nd round (970th) of the 2019 draft... **2019-** AZL Indians (6/17-7/20), Mahoning Valley (7/21-9/2)... **2021-** Lynchburg (5/4-5/25, 5/28-8/19), Akron (5/26-5/27), Lake County (8/20-9/19)... **2022-** Akron (4/8-6/13), Columbus (6/14-9/28).

**Recognition:** None.

**Highlights:** **2021-** had a 0.00ERA through first 5G (11.1IP, 4H, 3R, 0ER, 2BB, 19K), posted a 1.88ERA (30.0IP, 27H, 11R, 6ER, 13BB, 37K) over 14G from 6/25-8/18, ended the season with a win vs. Beloit on 9/16 (2.1IP, 1H, 6K)... **2019-** earned first career save on 7/2 vs. the AZL Giants (3.0IP, 1H, 4K).

**Postseason:** None.

**Personal:** Attended Northeastern University... pitched for Harwich in the Cape Cod League in 2018, getting named to the All-Star team.

## CAREER STATISTICS

Year	Club	Class	W-L	ERA	G	GS	CG	SHO	SV	SVO	IP	H	R	ER	HR	HB	BB	K	AVG
19	AZL Indians	R	2-1	3.77	8	0	0	0	1	1	14.1	14	6	6	0	0	5	15	.264
	Mahoning	SS	2-1	4.85	9	0	0	0	0	1	13.0	16	10	7	2	0	7	15	.302
20	DNP																		
21	Lynchburg	A	3-2	2.32	24	0	0	0	1	2	50.1	45	25	13	4	0	20	68	.238
	Lake County	A+	1-0	5.91	7	0	0	0	0	0	10.2	11	11	7	2	1	6	18	.256
	Akron	AA	0-0	27.00	1	0	0	0	0	0	1.1	5	4	4	0	0	1	1	.625
22	Akron	AA	2-1	0.56	17	0	0	0	0	0	32.0	20	3	2	1	1	8	48	.187
	Columbus	AAA	3-1	3.64	25	3	0	0	0	3	29.2	29	13	12	3	2	17	42	.266
	Minor League Totals		13-6	3.03	91	3	0	0	2	7	151.1	140	72	51	12	4	64	207	.249
	Major League Totals		0-0	-	0	0	0	0	0	0	0.0	0	0	0	0	0	0	0	-



# CODY MORRIS

## RHP

**BATS:** R**THROWS:** R**HT:** 6-4**WGT:** 235**BIRTHDATE:** 11/4/96 (26); Columbia, MD**RESIDES:** Columbia, SC**ACQUIRED:** Selected in the 7th round (223rd overall) of the 2018 draft

### Last Season

Began the season on the 60-day DL for Cleveland with a strained right shoulder... sent to the AZL Guardians on rehab from 7/12-8/2... had rehab assignment transferred to Columbus on 8/3... picked up first career save with a hitless outing on 8/9 at St. Paul (3.0IP, 1BB, 7K)... allowed 1ER (solo HR) in 3.1IP in consecutive starts at St. Paul on 8/14 and vs. Toledo on 8/20... pitched twice in relief at Buffalo, on 8/25 and 8/28 (3.0IP, 1BB, 6K in total)... activated from the DL and returned to Cleveland on 9/1... made Major League debut on 9/2 vs. Seattle (L, 2.0IP, 4H, 3R, 2ER, 2BB, 3K)... went 1-1 with a 1.45ERA (18.2IP, 4R, 3ER, 9BB, 17K) over next 4GS (9/7-9/23)... moved to the bullpen for final 2G (3.0IP, 1ER) and was used once in relief during the AL Playoffs, vs. New York (AL) on 10/16 (2.0IP, 3K).

### Career Notes

**Transactions:** Selected by Baltimore in the 32nd round of the 2015 draft, did not sign... selected by Cleveland in the 7th round (223rd) of the 2018 draft... **2019-** Lake County (4/27-6/19), Lynchburg (6/20-9/2), on the DL (7/6-7/20, strained lower back)... **2021-** Akron (5/4-8/2), on the DL (5/4-7/5, strained lat), rehab with AZL Indians (6/28-7/5), Columbus (8/3-10/3)... **2022-** Cleveland (4/7-10/5), on the DL (4/7-8/31, strained right shoulder), rehab with AZL Guardians (7/12-8/2), Columbus (8/3-8/31).

**Recognition:** *Baseball America* (Cleveland: 2023- 17th; 2022- 15th).

**Highlights:** **2021-** sent to the AZL Indians for a rehab appearance on 7/1 vs. AZL White Sox (12K to 16BF), did not give up a run through first 3GS with Akron (13.0IP, 8H, 1BB, 16K), made Triple-A debut on 8/8 vs. Omaha (4.0IP, 1H, 1BB, 8K), held Toledo hitless on 8/14 (4.0IP, 2BB, 5K; bullpen lost no-hitter with one out in the 5th), posted a 0.00ERA over 3G from 9/2-9/14 (13.0IP, 10H, 4R, 3BB, 20K)... **2019-** did not allow a hit in pro debut at West Michigan on 4/27 (4.0IP, 5K), made only QS in career on 8/4 at Salem (W, 6.0IP, 3H, 1R, 1ER, 1BB, 6K).

**Postseason:** Cleveland ('22).

**Personal:** Attended the University of South Carolina... missed freshman season after Tommy John surgery to end high school career.

### CAREER STATISTICS

Year	Club	Class	W-L	ERA	G	GS	CG	SHO	SV	SVO	IP	H	R	ER	HR	HB	BB	K	AVG
19	Lake County	A	5-2	3.20	10	9	0	0	0	0	45.0	41	20	16	1	3	10	56	.241
	Lynchburg	A+	2-2	5.52	11	11	0	0	0	0	44.0	54	31	27	6	2	17	55	.298
20	DNP																		
21	AZL Indians	R	0-0	2.08	1	1	0	0	0	0	4.1	2	2	1	1	0	1	12	.133
	Akron	AA	0-0	1.35	5	5	0	0	0	0	20.0	14	3	3	1	2	7	29	.197
	Columbus	AAA	2-2	1.72	9	8	0	0	0	0	36.2	25	11	7	1	0	12	52	.191
22	AZL Guardians	R	0-0	0.00	3	3	0	0	0	0	6.0	4	1	0	0	0	0	9	.190
	Columbus	AAA	0-0	2.35	6	3	0	0	1	1	15.1	5	4	4	2	0	6	30	.096
	Cleveland	MLB	1-2	2.28	7	5	0	0	0	0	23.2	21	8	6	3	0	12	23	.241
Minor League Totals			9-6	3.05	45	40	0	0	1	1	171.1	145	72	58	12	7	53	243	.226
Major League Totals			1-2	2.28	7	5	0	0	0	0	23.2	21	8	6	3	0	12	23	.241

# BO NAYLOR

C

**BATS:** L

**THROWS:** R

**HT:** 6-0

**WGT:** 205

**BIRTHDATE:** 2/21/00 (23); Mississauga, CAN

**RESIDES:** Mississauga, CAN

**ACQUIRED:** Selected in the 1st round (29th overall) of the 2018 draft



## Last Season

Started the season with Akron... hit .240 (18x75) with 1HR in first 25G (4/8-5/15)... had four straight multi-hit games and went 11x26 with 2HR over 6G hit streak from 5/17-5/24... slumped to 4x29 over next 10G (5/25-6/4)... homered in three of four from 6/10-6/15... transferred to Columbus on 6/21... reached base in 21 of 22G to begin Triple-A career (.312/.449/.597, 4HR, 15RBI)... tripled twice on 7/23 at Toledo... homered once and hit just .195 (15x77) over 21G from 8/7-9/4... snapped slump with 2HR, 3RBI game on 9/6 at Louisville, kicking off 14G on base streak (.344OBP) to end the MiLB season (had 2HR, 5RBI game on 9/26 vs. Indianapolis)... named to the International League Postseason All-Star Team... had contract purchased by Cleveland on 10/1, making MLB debut that night vs. Kansas City (0x2, K)... combined between Akron and Columbus to hit 21HR and have 20SB (of 27 minor leaguers with at least 20HR and 20SB, was the only one that primarily played catcher).

## Career Notes

**Transactions:** Selected by Cleveland in the 1st round (29th) of the 2018 draft... **2018-** AZL Indians (7/10-8/27)... **2019-** Lake County (4/4-9/2)... **2021-** Akron (5/4-9/19)... **2022-** Akron (4/8-6/20), Columbus (6/21-9/30), Cleveland (10/1-10/5).

**Recognition:** Postseason All-Star (2022- International)...

Midseason All-Star (2021- All-Star Futures)... *Baseball America*

(Cleveland: 2023- 3rd, Best Defensive Catcher; 2022- 7th, Best

Defensive Catcher; 2021- 4th, Best Defensive Catcher; 2020- 3rd, Best Defensive Catcher; 2019- 4th).

**Highlights:** **2021-** doubled twice and had 2RBI on 6/19 at Bowie, hit a HR in three straight from 7/9-7/15, had 2HR and 6RBI on 7/31 at Erie, hit a grand slam on 8/7 vs. Altoona, had 4SB over final 8G (successful on all 10 attempts during the year), only hit in the Eastern League Championship Series was a walk-off single in the series clincher... **2019-** went 3x4 (HR) with 4RBI on 5/31 vs. West Michigan, had a 13G hit streak from 6/22-7/10 (.291, 16x55), was 2x5 (triple, HR) with 6RBI on 8/26 vs. Dayton... **2018-** reached base in final 22G of the season (.385OBP) and 31 of 33 in all.

**Postseason:** Akron ('21), Lake County ('19), AZL Indians ('18).

**Personal:** Older brother, Josh, plays for Cleveland (Josh was a 1st round pick for Miami in 2015).

Single Game Career Highs			
Stat	#	Times	Last Time
R	3	6	7/2/22
H	3	14	9/26/22
2B	2	5	6/29/22
3B	2	1	7/23/22
HR	2	3	9/26/22
RBI	6	2	7/31/21
Hit Streak	13	1	6/22-7/10/19
OB Streak	25	1	7/27/18-4/7/19

## CAREER STATISTICS

Year	Club	Class	G	AVG	AB	R	H	2B	3B	HR	RBI	BB	K	SB	CS	OBP	SLG	HBPS	AC	SF
18	AZL Indians	R	33	.274	117	17	32	3	3	2	17	21	28	5	1	.381	.402	0	0	1
19	Lake County	A	107	.243	399	60	97	18	10	11	65	43	104	7	5	.313	.421	1	3	7
20	DNP																			
21	AKron	AA	87	.188	313	41	59	13	1	10	44	37	112	10	0	.280	.332	3	1	1
22	AKron	AA	52	.271	170	29	46	12	2	6	21	45	46	11	3	.427	.471	3	0	2
	Columbus	AAA	66	.257	245	44	63	14	2	15	47	37	75	9	1	.366	.514	6	0	2
	Cleveland	MLB	5	.000	8	0	0	0	0	0	0	0	5	0	0	.000	.000	0	0	0
Minor League Totals			345	.239	1244	191	297	60	18	44	194	183	365	42	10	.339	.422	13	4	13
Major League Totals			5	.000	8	0	0	0	0	0	0	0	5	0	0	.000	.000	0	0	0

# JHONKENSY NOEL OF

**BATS:** R      **THROWS:** R  
**HT:** 6-3      **WGT:** 250  
**BIRTHDATE:** 7/15/01 (21); San Pedro, DR  
**RESIDES:** San Pedro de Macoris, DR  
**ACQUIRED:** Signed as a non-drafted free agent on 7/15/17



### Last Season

Began the season with Lake County... homered twice and had 4RBI on 4/24 at Great Lakes... snapped 3x26 slump (8G, 5/7-5/14) with a 4x5 (double, 2HR, 2RBI) performance vs. Great Lakes on 5/15... made first career start in the OF on 5/21 (played 67G in OF over rest of season)... homered in three straight from 6/2-6/4 (4RBI vs. West Michigan on 6/2) and again from 6/12-6/15... transferred to Akron on 6/24, leading the Midwest League with 19HR in 62G (finished tied for 5th)... had back to back 2HR, 3RBI games on 6/30 at Erie and 7/2 at Erie... went 0x1 in the All-Star Futures Game in Los Angeles on 7/16... hit 2HR and had 3RBI on 7/23 vs. Erie... finished a 20G on base streak (8/13-9/2) with a 12G hit streak from 8/20-9/2, including a 4x5 game at Erie on 8/21 (double), a 4RBI game on 8/25 vs. Richmond (triple, HR) and a 5RBI game on 9/1 at Altoona (HR)... went 4x5 with 3RBI on 9/18 vs. Bowie... transferred to Columbus on 9/21... on the season, ranked tied for 6th in MiLB with 32HR.

### Career Notes

**Transactions:** Signed by Cleveland as a non-drafted free agent on 7/15/17... **2019-** DSL Indians (6/2-8/29)... **2019-** AZL Indians (6/17-8/26)... **2021-** Lynchburg (5/4-8/16), on the DL (6/28-7/19, injury), rehab with AZL Indians (7/5-7/19), Lake County (8/17-9/19)... **2022-** Lake County (4/8-6/23), Akron (6/24-9/20), Columbus (9/21-9/28).

Single Game Career Highs			
Stat	#	Times	Last Time
R	4	1	5/21/21
H	5	1	5/22/21
2B	2	2	8/28/22
HR	2	11	7/23/22
RBI	6	1	6/21/19
SB*	3	1	7/4/18
Hit Streak	16	1	6/5-6/26/18
OB Streak	20	2	8/13-9/2/22

\*- 1 multi-SB game

**Recognition:** Top MLB Prospect (2021- Carolina)... Midseason All-Star (2022- All-Star Futures)... Batter of the Week (2021- Carolina, 5/3-5/9)... *Baseball America* (Cleveland: 2023- 20th, Best Power Hitter; 2022- 20th, Best Power Hitter).

**Highlights:** **2021-** hit .412 (14x34, 3HR, 13RBI) in first 7G (5/4-5/12), 2HR and 4RBI on 5/21 vs. Myrtle Beach, 5x5 with 3RBI on 5/22 vs. Myrtle Beach, 13G hit streak (.479, 23x48) from 7/17-8/3, 2HR (3RBI) on 7/21 at Delmarva, 4x5 (double, HR, 3RBI) on 8/6 at Salem, 2HR and 5RBI on 9/7 vs. Dayton... **2019-** 3x3 (2HR, 6RBI) on 6/21 vs. AZL Reds, had an RBI in 14 straight from 7/23-8/10 (18RBI total)... **2018-** 16G hit streak from 6/5-6/26, 3SB on 7/4 at. DSL Cubs, first 2HR game on 8/21 vs. DSL Dodgers.

**Postseason:** AZL Indians ('19).

		CAREER STATISTICS																			
Year	Club	Class	G	AVG	AB	R	H	2B	3B	HR	RBI	BB	K	SB	CS	OBP	SLG	HBPSAC	SF		
18	DSL Indians	R	64	.243	218	34	53	11	0	10	34	25	58	6	4	.357	.431	14	2	1	
19	AZL Indians	R	47	.287	178	32	51	12	0	6	42	18	39	5	1	.349	.455	4	0	9	
20	DNP																				
21	AZL Indians	R	6	.200	15	1	3	1	0	0	1	1	4	0	1	.294	.267	1	0	0	
	Lynchburg	A	38	.393	150	36	59	10	1	11	40	7	27	2	1	.426	.693	3	0	2	
	Lake County	A+	26	.280	100	13	28	3	0	8	25	9	31	3	1	.351	.550	2	0	0	
22	Lake County	A+	62	.219	228	35	50	9	0	19	42	18	80	1	0	.286	.509	4	0	2	
	Akron	AA	67	.242	240	43	58	16	2	13	42	30	63	2	0	.338	.488	6	0	2	
	Columbus	AAA	4	.176	17	2	3	1	0	0	1	7	0	0	0	.222	.235	0	0	0	
Minor League Totals			314	.266	1146	196	305	63	3	67	226	109	309	19	8	.343	.502	34	2	16	
Major League Totals			-	0	0	0	0	0	0	0	0	0	0	0	0	-	-	0	0	0	





# DANIEL NORRIS

# LHP

**BATS:** L**THROWS:** L**HT:** 6-2**WGT:** 207**BIRTHDATE:** 4/25/93 (29); Johnson City, TN**RESIDES:** Johnson City, TN**ACQUIRED:** Signed as a minor league free agent on 3/24/23

## Career Notes

**Transactions:** Selected by Toronto in the 2nd round (74th) of the 2011 draft... **2014-** Toronto (9/2-9/28)... **2015-** Toronto (4/6-4/30)... traded by Toronto with LHP Matt Boyd and LHP Jairo Labrout to Detroit for LHP David Price on 7/30/15... Detroit (7/31-10/4), on the DL (8/20-9/15, strained right oblique)... **2016-** Detroit (4/5-4/25, 5/11-5/12, 6/23-8/1, 8/8-10/3), on the DL (4/5-4/25, strained lower back; 7/5-8/1, strained right oblique), rehab with Lakeland (4/10-4/17), Toledo (4/18-4/25, 7/18-7/27), Erie (7/28-8/1)... **2017-** Detroit (4/3-10/1), on the DL (7/6-8/31, strained left groin), rehab with Toledo (7/18-7/23, 8/16-8/31)... **2018-** Detroit (3/29-9/30), on the DL (4/30-8/31; strained left groin), rehab with GCL Tigers (8/2-8/20), Lakeland (8/21-8/25), Toledo (8/26-8/31)... **2019-** Detroit (3/28-9/29)... **2020-** Detroit (7/23-9/27), on the DL (7/23-8/1, injury)... **2021-** Detroit (4/1-7/29)... traded by Detroit to Milwaukee for RHP Reese Olson on 7/30/21... Milwaukee (7/31-10/3)... **2022-** signed by Chicago (NL) as a Major League free agent on 3/19/22... Chicago (4/7-7/16), on the DL (6/23-7/12, strained left finger), rehab with Iowa (7/7-7/12)... signed by Detroit as a minor league free agent on 7/26/22... Detroit (8/12-10/5)... **2023-** signed by Cincinnati as a minor league free agent on 2/15/23... signed by Cleveland as a minor league free agent on 3/24/23.

## CAREER STATISTICS

Year	Club	Class	W-L	ERA	G	GS	CG	SHO	SV	SVO	IP	H	R	ER	HR	HB	BB	K	AVG
12	Bluefield	R	2-3	7.97	11	10	0	0	0	0	35.0	44	35	31	4	2	13	38	.301
	Vancouver	SS	0-1	10.57	2	2	0	0	0	0	7.2	14	9	9	0	0	5	5	.400
13	Lansing	A	1-7	4.20	23	22	0	0	0	0	85.2	84	46	40	6	4	44	99	.255
	Dunedin	A+	1-0	0.00	1	1	0	0	0	0	5.0	1	0	0	0	0	2	1	.063
14	Dunedin	A+	6-0	1.22	13	13	0	0	0	0	66.1	50	11	9	0	0	18	76	.209
	New Hampshire	AA	3-1	4.54	8	8	0	0	0	0	35.2	32	18	18	5	2	17	49	.235
	Buffalo	AAA	3-1	3.18	5	4	0	0	0	0	22.2	14	8	8	2	0	8	38	.182
	Toronto	MLB	0-0	5.40	5	1	0	0	0	0	6.2	5	4	4	1	0	5	4	.208
15	Buffalo	AAA	3-10	4.27	16	16	0	0	0	0	90.2	96	50	43	5	1	41	78	.270
	Toronto	MLB	1-1	3.86	5	5	0	0	0	0	23.1	23	11	10	3	2	12	18	.267
	Detroit	MLB	2-1	3.68	8	8	0	0	0	0	36.2	30	20	15	6	0	7	27	.216
16	Lakeland	A+	0-0	4.50	2	2	0	0	0	0	6.0	9	3	3	0	1	1	7	.346
	Erie	AA	1-0	4.05	1	1	0	0	0	0	6.2	5	3	3	2	0	3	7	.208
	Toledo	AAA	5-7	4.54	14	14	0	0	0	0	73.1	78	40	37	2	1	28	77	.272
	Detroit	MLB	4-2	3.38	14	13	0	0	0	0	69.1	75	30	26	10	0	22	71	.271
17	Toledo	AAA	0-4	12.21	6	6	0	0	0	0	14.0	22	20	19	3	0	16	18	.355
	Detroit	MLB	5-8	5.31	22	18	0	0	0	0	101.2	120	64	60	12	3	44	86	.295
18	GCL Tigers	R	0-0	1.93	2	1	0	0	0	0	4.2	4	2	1	0	0	2	9	.235
	Lakeland	A+	0-0	3.00	1	1	0	0	0	0	3.0	2	1	1	0	0	2	4	.182
	Toledo	AAA	0-0	2.25	1	1	0	0	0	0	4.0	3	1	1	0	0	1	4	.214
	Detroit	MLB	0-5	5.68	11	8	0	0	0	0	44.1	46	28	28	8	2	19	51	.261
19	Detroit	MLB	3-13	4.49	32	29	0	0	0	0	144.1	154	75	72	25	4	38	125	.275
20	Detroit	MLB	3-1	3.25	14	1	0	0	0	0	27.2	25	10	10	2	0	7	28	.231
21	Detroit	MLB	1-3	5.89	38	0	0	0	1	3	36.2	38	25	24	4	2	15	40	.271
	Milwaukee	MLB	1-0	6.64	18	0	0	0	0	1	20.1	17	16	15	5	0	15	18	.227
22	Iowa	AAA	0-0	0.00	2	0	0	0	0	0	3.0	3	1	0	0	0	1	5	.250
	Chicago (NL)	MLB	0-4	6.90	27	1	0	0	0	0	30.0	23	28	23	7	2	21	43	.207
	Toledo	AAA	0-0	2.08	3	3	0	0	0	0	8.2	5	2	2	0	0	2	5	.161
	Detroit	MLB	2-0	3.45	14	2	0	0	0	0	28.2	22	11	11	4	5	8	23	.214
Minor League Totals			25-34	4.29	111	105	0	0	0	0	472.0	466	250	225	29	11	204	520	.256
Major League Totals			22-38	4.71	208	86	0	0	1	4	569.2	578	322	298	87	20	213	534	.262



# LUIS OVIEDO

**RHP**

**BATS:** R

**THROWS:** R

**HT:** 6-4

**WGT:** 250

**BIRTHDATE:** 5/15/99 (23); Barquisimeto, VZ

**RESIDES:** Lara, VZ

**ACQUIRED:** Claimed off waivers from Pittsburgh on 4/26/22

## Last Season

Started the year on the DL for Pittsburgh with a sprained right ankle... sent to Bradenton for rehab from 4/10-4/16 and then had rehab transferred to Altoona on 4/17... optioned to Altoona on 4/18... designated for assignment on 4/21... claimed by Cleveland on 4/26... assigned to Akron on 4/26... allowed 1ER through first 5G (9.2IP)... went 0-4 with an 8.07ERA (32.1IP, 35H, 31R, 29ER, 25BB, 31K) over 10G, 6GS from 5/27-7/31... had only one scoreless appearance during cold spell, 6/25 vs. Harrisburg (4.0IP, 1H, 1BB, 4K)... on the DL with a strained right shoulder from 8/3-8/20... had a 0.96ERA in 6G (9.1IP, 1ER) upon return... transferred to Columbus on 9/16.

## Career Notes

**Transactions:** Signed by Cleveland as a non-drafted free agent on 7/2/15... **2016-** DSL Indians (6/4-8/27)... **2017-** AZL Indians (6/24-9/2)... **2018-** Mahoning Valley (6/15-8/2), Lake County (8/3-9/3), on the DL (8/16-9/3, injury)... **2019-** Lake County (4/4-9/2), on the DL (7/18-9/2, injury)... **2020-** selected by New York (NL) from Cleveland in the Rule 5 draft on 12/10/20... traded by New York (NL) to Pittsburgh for cash on 12/10/20... **2021-** Pittsburgh (4/1-10/3), on the DL (6/10-7/22, strained left quad; 9/27-10/3, strained right shoulder), rehab with Indianapolis (7/4-7/22)... **2022-** Pittsburgh (4/7-4/17), on the DL (4/7-4/17, sprained right ankle), rehab with Bradenton (4/10-4/16), rehab with Altoona (4/17), Altoona (4/18-4/20)... claimed by Cleveland off waivers from Pittsburgh on 4/26/22... Akron (4/26-5/19, 5/24-9/15), on the DL (8/3-8/20, strained right shoulder), Columbus (9/16-9/28).

**Recognition:** Pitcher of the Week (2018- New York-Penn, 6/18-6/24, 6/25-7/1, 7/2-7/8)... *Baseball America* (Cleveland: 2020- 18th; 2019- 8th, Best Fastball; 2018- 22nd).

**Highlights:** **2021-** made MLB debut at Chicago (NL) on 4/3 (1.0IP, 1K), had a 2.70ERA (10.0IP, 3ER) over final 8G... **2019-** started season with consecutive scoreless starts (10.0IP), allowed 1ER in 12.0IP from 5/2-5/7 (3BB, 14K)... **2018-** had 0.53ERA (34.0IP, 2ER) through first 6GS, notched 12K in 6.0IP at West Virginia on 6/28... **2017-** had 11K in 5.0IP at AZL Padres on 7/15.

**Postseason:** Lara (VWL, '20).

## CAREER STATISTICS

Year	Club	Class	W-L	ERA	G	GS	CG	SHO	SV	SVO	IP	H	R	ER	HR	HB	BB	K	AVG
16	DSL Indians	R	2-8	4.00	14	14	0	0	0	0	63.0	67	37	28	1	8	17	56	.276
17	AZL Indians	R	4-2	7.14	14	7	0	0	0	2	51.2	62	49	41	2	8	22	70	.286
18	Mahoning	SS	4-2	2.06	9	9	0	0	0	0	48.0	34	14	11	3	1	10	61	.192
	Lake County	A	1-0	3.00	2	2	0	0	0	0	9.0	5	3	3	0	0	7	6	.179
19	Lake County	A	6-6	5.38	19	19	0	0	0	0	87.0	80	54	52	6	10	40	72	.243
20	DNP																		
21	Indianapolis	AAA	0-2	8.00	4	3	0	0	0	0	9.0	11	8	8	1	0	6	11	.297
	Pittsburgh	MLB	1-2	8.80	22	1	0	0	0	0	29.2	33	32	29	4	2	26	31	.282
22	Bradenton	A	0-0	0.00	2	2	0	0	0	0	2.1	0	0	0	0	1	3	1	.000
	Altoona	AA	0-0	13.50	2	0	0	0	0	1	1.1	3	2	2	0	1	1	2	.429
	Akron	AA	0-4	5.44	21	7	0	0	1	2	51.1	46	33	31	8	5	38	54	.235
	Columbus	AAA	1-1	5.79	3	0	0	0	0	0	4.2	3	3	3	2	2	5	5	.176
Minor League Totals			18-25	4.92	90	63	0	0	1	5	327.1	311	203	179	23	36	149	338	.247
Major League Totals			1-2	8.80	22	1	0	0	0	0	29.2	33	32	29	4	2	26	31	.282

# RICHIE PALACIOS OF

**BATS:** L      **THROWS:** R  
**HT:** 5-10      **WGT:** 180  
**BIRTHDATE:** 5/16/97 (25); Brooklyn, NY  
**RESIDES:** Phoenix, AZ  
**ACQUIRED:** Selected in the 3rd round (103rd overall) of the 2018 draft



## Last Season

Started season with Columbus... had 15RBI in first 14G, including a pair of bases loaded singles on 4/15 vs. Syracuse (4RBI)... recalled to Cleveland on 4/25 and went 2x3 in MLB debut that night at Los Angeles (AL)... hit go-ahead, 2-run double in 9th inning pinch-hit appearance at Oakland on 4/30... was hitting .326 (15x46) through first 15G in MLB (4/25-6/1, had two short stints with Columbus in between)... was 6x38 (.158) in next 24G and was optioned on 7/8... went 4x5 with a double, triple and 2RBI on 7/15 vs. Indianapolis... was caught stealing on 8/18, snapping streak of 32 straight (22SB in Columbus, 9SB with Akron, 1SB in MLB)... recalled on 8/23 and hit .179 (5x28) in 15G before option to Columbus for last week of the season.

## Career Notes

**Transactions:** Selected by Cleveland in the 3rd round (103rd) of the 2018 draft... **2018-** AZL Indians (6/18-6/24), Mahoning Valley (6/25-7/19), Lake County (7/21-9/3), on the DL (8/1-8/7, injury; 8/24-9/3, injury)... **2019-** missed entire season recovering from surgery on right labrum... **2021-** Akron (5/4-7/29), Columbus (7/30-10/3), on the DL (8/20-9/2, strained left hamstring)... **2022-** Columbus (4/5-4/24, 5/8-5/12, 5/20-5/25, 7/8-8/22, 9/21-9/28), Cleveland (4/25-5/7, 5/13-5/19, 5/26-7/7, 8/23-9/20).

Single Game Career Highs			
Stat	#	Times	Last Time
R	3	6	9/26/22
H	5	1	7/14/21
2B	3	1	6/9/21
RBI	4	1	4/15/22
SB	2	4	7/28/22
Hit Streak	17	1	6/29-7/19/18
OB Streak	17	1	6/29-7/19/18

**Recognition:** Postseason All-Star (2021- Arizona Fall)... *Baseball America* (Cleveland: 2023- 24th; 2022- 13th, Best Strike-Zone Discipline; 2019- 28th).

**Highlights:** **2021-** hit safely in 15 of 16 from 5/22-6/13 (.361, 22x61), had a trio of doubles in a 4-hit game at Altoona on 6/9, went 5x5 on 7/14 at Harrisburg, homered in back to back games on 7/27 and 7/28 at Erie, was 2x4 with 2RBI in Triple-A debut on 7/31 at Nashville (112th career game), batted .361 (13x36) over final 11G of the season... **2018-** homered in first pro at bat on 6/18 at AZL Brewers, went 4x4 with a HR and 2RBI on 6/21 at AZL Giants, had 17G hit streak from 6/29-7/19 (.443, 27x61), was 4x5 with an RBI vs. Fort Wayne on 8/8.

**Postseason:** Mayaguez (PWL, '22), Scottsdale (AFL, '21).

**Personal:** Attended Towson University... older brother, Josh, made Major League debut with Toronto in 2021... uncle, Rey, played 101G for Kansas City from 1988-90.

## CAREER STATISTICS

Year	Club	Class	G	AVG	AB	R	H	2B	3B	HR	RBI	BB	K	SB	CS	OBP	SLG	HBPSAC	SF	
18	AZL Indians	R	5	.438	16	4	7	1	0	2	6	6	2	2	0	.591	.875	0	0	0
	Mahoning	SS	20	.411	73	12	30	5	1	2	17	11	12	2	1	.477	.589	0	0	2
	Lake County	A	20	.300	80	10	24	2	1	2	7	2	13	3	0	.317	.425	0	0	0
19	DNP																			
20	DNP																			
21	Akron	AA	66	.299	244	53	73	24	3	6	36	33	42	10	3	.389	.496	4	0	2
	Columbus	AAA	37	.292	113	19	33	9	1	1	12	25	28	10	0	.434	.416	4	2	1
22	Columbus	AAA	45	.279	179	34	50	10	5	4	36	24	43	12	2	.371	.458	2	1	0
	Cleveland	MLB	54	.232	112	7	26	6	0	0	10	9	20	2	0	.293	.286	1	0	1
	Minor League Totals		193	.308	705	132	217	51	11	17	114	101	140	39	6	.400	.484	10	3	5
	Major League Totals		54	.232	112	7	26	6	0	0	10	9	20	2	0	.293	.286	1	0	1



# THOMAS PONTICELLI RHP

**BATS:** R

**THROWS:** R

**HT:** 6-1

**WGT:** 209

**BIRTHDATE:** 4/15/97 (25); West Hills, CA

**RESIDES:** Newbury Park, CA

**ACQUIRED:** Selected in the 12th round (373rd overall) of the 2018 draft

## Last Season

Split the season between Columbus and Akron, starting in Triple-A... had a 0.89ERA (20.1IP, 2ER) through first 16G (4/5-6/4)... logged 3.0IP in Triple-A debut, 4/5 at Lehigh Valley (2H, 2BB, 4K)... recorded 3.0IP a second time, in a spot start vs. Indianapolis on 4/22 (1H, 1R, 1ER, 2BB, 3K)... inherited bases-loaded jams in consecutive appearances on 4/26 vs. Louisville (no outs) and 5/1 vs. Louisville (two outs), stranding all runners... inherited runners in 11 of last 12G with Columbus (stranded 12 of 18) and was transferred to Akron for the rest of the year on 6/14... had a 1.08ERA (8.1IP, 1ER) in first 7G with Akron (6/14-6/30)... gave up a HR to only batter faced on 7/3 at Erie (walk-off, 2-run shot in the 10th), snapping streak of 178BF without a HR, dating to 9/5/21 (allowed 4HR to 25BF, 7/3-7/22)... ended the season in the Akron rotation, going 0-3 with a 6.21ERA (29.0IP, 31H, 22R, 20ER, 14BB, 30K) over 8GS (topped out at 80 pitches, averaged 61 per start).

## Career Notes

**Transactions:** Selected by Cleveland in the 12th round (373rd) of the 2018 draft... **2018-** AZL Indians (6/18-8/27), Lake County (8/29-9/3)... **2019-** Lake County (4/4-8/7, 8/23-9/2), on the DL (5/16-5/26, injury), Mahoning Valley (8/8-8/22)... **2021-** Lake County (5/4-5/6), Akron (5/7-9/19)... **2022-** Columbus (4/5-6/13), Akron (6/14-9/18).

**Recognition:** None.

**Highlights:** **2021-** had a scoreless outing on 6/20 at Bowie (7.0IP, 2H, 1BB, 8K), consecutive QS on 7/2 vs. Bowie (6.0IP, 3H, 2R, 2ER, 3BB, 2K) and 7/9 at Altoona (6.0IP, 2H, 1R, 1ER, 0BB, 5K), had a 0.00ERA (10.1IP, 5H, 1R, 0ER, 3BB, 8K) through 6G from 8/10-9/1, pitched once in relief during the Eastern League Championship Series (1.0IP, 3H, 1R, 1ER, 0BB, 0K)... **2019-** earned first career save on 4/11 vs. Bowling Green (3.2IP, 1H, 0R, 0ER, 1BB, 5K), picked up second save on 5/4 vs. Kane County (4.0IP, 2H, 0R, 0ER, 0BB, 1K)... **2018-** registered a 0.76ERA (23.2IP, 23H, 3R, 2ER, 3BB, 30K) over last 9G of the season.

**Postseason:** Akron ('21).

**Personal:** Attended the University of San Francisco.

## CAREER STATISTICS

Year	Club	Class	W-L	ERA	G	GS	CG	SHO	SV	SVO	IP	H	R	ER	HR	HB	BB	K	AVG
18	AZL Indians	R	3-1	2.96	11	3	0	0	0	0	24.1	30	9	8	1	2	3	31	.303
	Lake County	A	1-0	0.00	1	0	0	0	0	0	4.0	2	0	0	0	0	1	4	.143
19	Lake County	A	3-4	5.07	24	12	0	0	3	3	92.1	99	60	52	15	3	46	73	.276
20	DNP																		
21	Lake County	A+	0-0	0.00	1	0	0	0	0	0	4.0	2	0	0	0	0	0	5	.154
	Akron	AA	7-5	3.09	27	12	0	0	0	1	87.1	73	38	30	8	7	33	77	.229
22	Columbus	AAA	0-0	1.54	17	1	0	0	1	1	23.1	14	4	4	0	1	14	19	.182
	Akron	AA	2-5	5.25	22	8	0	0	2	4	48.0	50	34	28	8	1	20	44	.263
Minor League Totals			16-15	3.88	103	36	0	0	6	9	283.1	270	145	122	32	14	117	253	.252
Major League Totals			0-0	-	0	0	0	0	0	0	0.0	0	0	0	0	0	0	0	-

# MICAH PRIES INF

**BATS:** L

**THROWS:** R

**HT:** 6-4

**WGT:** 215

**BIRTHDATE:** 2/27/98 (25); Newport Beach, CA

**RESIDES:** San Juan Capistrano, CA

**ACQUIRED:** Selected in the 13th round (400th overall) of the 2019 draft



## Last Season

Spent the year with Akron... played the vast majority of the season at 1B (92G; mostly OF in rookie season)... went hitless in first 4G (14AB) and batted .170/.245/.191 with 0HR through first 14G (4/8-5/1)... had 10RBI through 5/21 (27G), then went 2x4 with a triple, a HR and 4RBI on 5/22 at Binghamton... was 3x4 with a double, a triple, a HR and 4RBI on 5/25 vs. New Hampshire... homered twice and had 4RBI on 6/10 at Somerset and added another 4RBI game (HR) on 6/15 at Hartford... had a 14G hit streak from 6/21-7/8 (.442/.523/.885, 5HR, 16RBI), resulting in back to back Eastern League Batter of the Week honors (6/20-6/26, 6/27-7/3) and EL Player of the Month for June... hit streak included a 4G homer streak (6/26-6/30)... hit .122/.246/.184 with 0HR and 3RBI in 15G following the hit streak... broke out of slump on 7/31, kicking off 32G stretch hitting at a .319 (38x119) clip... hit safely in eight of last 10G, but was just 1x4 in seven straight (9/8-9/16).

## Career Notes

**Transactions:** Selected by Cleveland in the 13th round (400th) of the 2019 draft... **2019-** AZL Indians (6/17-8/26), **on the DL (6/22-8/26, injury)**... **2021-** Lynchburg (5/4-7/23), **on the DL (6/23-7/23, injury)**, rehab with AZL Indians (7/12-7/23), Lake County (7/24-9/19), Akron (playoffs)... **2022-** Akron (4/8-9/18).

## Single Game Career Highs

Stat	#	Times	Last Time
R	4	1	6/22/22
H	3	10	9/6/22
2B	2	1	5/11/21
HR	2	2	6/10/22
RBI	4	6	6/22/22
SB	2	2	7/31/22
Hit Streak	14	1	6/21-7/8/22
OB Streak	20	1	7/17-8/13/22

**Recognition:** Player of the Month (2022- Eastern, June)... Batter of the Week (2022- Eastern, 6/20-6/26, 6/27-7/3).

**Highlights:** **2021-** homered in first pro AB (5/4 vs. Fredericksburg), homered twice on 7/22 vs. AZL White Sox (rehab game), had 10G hit streak (.410, 16x39) from 7/25-8/6, had 4RBI game on 7/30 at Dayton.

**Postseason:** Akron ('21).

**Personal:** Attended Point Loma Nazarene University (CA)... grandfather, Don Pries, is in the Baltimore Orioles Hall of Fame (scout, Director of Player Development, Assistant GM).

## CAREER STATISTICS

Year	Club	Class	G	AVG	AB	R	H	2B	3B	HR	RBI	BB	K	SB	CS	OBP	SLG	HBPSAC	SF
20	DNP																		
21	AZL Indians	R	5	.471	17	4	8	0	1	3	6	1	3	0	0	.500	1.118	0	0
	Lynchburg	A	22	.320	75	17	24	7	2	2	13	9	19	6	0	.404	.547	3	0
	Lake County	A+	45	.267	161	19	43	6	1	7	21	12	55	8	1	.341	.447	6	0
22	Acron	AA	122	.266	448	63	119	29	5	18	73	42	117	20	4	.341	.473	11	0
	Minor League Totals		194	.277	701	103	194	42	9	30	113	64	194	34	5	.352	.491	20	0
	Major League Totals		-	0	0	0	0	0	0	0	0	0	0	0	0	-	-	0	0

# BRAYAN ROCCHIO INF

**BATS:** S      **THROWS:** R  
**Ht:** 5-10      **Wgt:** 175  
**BIRTHDATE:** 1/13/01 (22); Caracas, VZ  
**RESIDES:** Caracas, VZ  
**ACQUIRED:** Signed as a non-drafted free agent on 7/2/17



## Last Season

Started the year with Akron... reached base in each of first 15G (.346OBP), extending on base streak to 36G (8/27/21-4/26)... **placed on the DL from 5/8-5/16 with a concussion**... beginning on 6/12 and going through 7/26, hit .368/.427/.632 with 8HR and 22RBI in 29G... hot streak included 4x5 (double, 2HR), 5RBI game on 6/30 at Erie and 3x6 (two doubles, HR), 3RBI game on 7/2 at Erie... was 4x6 with a double and 2RBI on 8/17 at Erie... transferred to Columbus on 8/20... at time of promotion, ranked 7th in the Eastern League in runs (62) and 9th in hits (99)... first Triple-A RBI scored the game-winner in the 10th at Buffalo on 8/24... hit 4HR over 7G from 8/28-9/4... slumped to .182/.270/.273 with a HR and 6RBI over final 14G of the season.

## Career Notes

**Transactions:** Signed by Cleveland as a non-drafted free agent on 7/2/17... **2018-** DSL Indians (6/2-7/7), AZL Indians (7/8-8/27)... **2019-** Mahoning Valley (6/14-9/2)... **2021-** Lake County (5/4-7/29), Akron (7/30-9/19)... **2022-** Akron (4/8-8/19), **on the DL (5/8-5/16, concussion)**, Columbus (8/20-9/28).

**Recognition:** Postseason All-Star (2018- Arizona)... Batter of the Week (2021- Eastern, 9/6-9/12; 2019- New York-Penn, 8/19-8/25)... *Baseball America* (Cleveland: 2023- 5th, Best Defensive Infielder; 2022- 3rd, Best Defensive Infielder; 2021- 7th, Best Defensive Infielder; 2020- 5th, Best Defensive Infielder; 2019- 9th).

**Highlights:** **2021-** went 4x4 with a pair of doubles and 2RBI on 7/13 at Lansing, homered in back to back games on 8/15 at Reading (4RBI) and 8/17 vs. Harrisburg (3RBI), reached base in 35 of last 36G of the season (.371OBP)... **2019-** hit .329 (24x73) with 3HR and 15RBI over 18G from 8/5-8/26... **2018-** went 4x5 (double) with 2RBI on 6/20 vs. DSL Rays, had .411OBP in last 20G in the DSL, hit .373 (47x126) over final 31G of the season (15 multi-hit efforts).

**Postseason:** Akron ('21), AZL Indians ('18), La Guaira (VWL, '21-22).

Single Game Career Highs			
Stat	#	Times	Last Time
R	4	1	7/14/21
H	4	4	8/17/22
2B	2	7	7/2/22
HR	2	1	6/30/22
RBI	5	1	6/30/22
SB	2	6	8/9/22
Hit Streak	12	1	9/7-9/19/21
OB Streak	36	1	8/27/21-4/26/22

		CAREER STATISTICS																		
Year	Club	Class	G	AVG	AB	R	H	2B	3B	HR	RBI	BB	K	SB	CS	OBP	SLG	HBPSAC	SF	
18	DSL Indians	R	25	.323	99	19	32	2	3	1	12	5	14	8	5	.391	.434	6	1	0
	AZL Indians	R	35	.343	143	21	49	10	1	1	17	10	17	14	8	.389	.448	2	1	2
19	Mahoning	SS	69	.250	268	33	67	12	3	5	27	20	40	14	8	.310	.373	4	1	2
20	DNP																			
21	Lake County	A+	64	.265	257	45	68	13	1	9	33	20	65	14	6	.337	.428	9	0	2
	Akron	AA	44	.293	184	34	54	13	4	6	30	13	41	7	4	.360	.505	6	0	0
22	Akron	AA	99	.265	373	62	99	21	1	13	48	42	81	12	6	.349	.432	9	2	6
	Columbus	AAA	33	.234	137	21	32	6	0	5	16	12	21	2	3	.298	.387	1	1	1
Minor League Totals			369	.274	1461	235	401	77	13	40	183	122	279	71	40	.343	.427	37	6	13
Major League Totals			-	0	0	0	0	0	0	0	0	0	0	0	0	-	-	0	0	0



# ERIC RODRIGUEZ

C

**BATS:** R

**THROWS:** R

**HT:** 6-0

**WGT:** 195

**BIRTHDATE:** 7/28/98 (24); Bayamon, PR

**RESIDES:** San Juan, PR

**ACQUIRED:** Selected in the 21st round (643rd overall) of the 2018 draft



## Last Season

Made opening day start for Columbus on 4/5 at Lehigh Valley (0x4, 3K)... sent to Akron for the rest of the season on 4/8... hit .059/.135/.059 in 34AB over first 11G with Akron (4/8-5/7)... hit safely in four straight from 5/8-5/20 (6x15), before going hitless in three straight (11AB) from 5/27-6/11... homered in back to back games on 6/18 at Hartford (2x3, RBI) and 6/21 vs. Harrisburg (2x3, double, 4RBI), kicking off 11G stretch of .344/.417/.688... went 9x55 (.164) with 0HR and 3RBI over final 20G of the season, including pinch-hit single on 8/31 at Altoona.

## Career Notes

**Transactions:** Selected by Cleveland in the 21st round (643rd) of the 2018 draft... **2018-** AZL Indians (6/18-8/31), Lake County (9/1-9/3)... **2019-** Mahoning Valley (6/14-7/18), Lake County (7/19-9/2)... **2021-** Lynchburg (5/5-8/2), Akron (8/3-8/23, 8/31-9/19), Columbus (8/24-8/30)... **2022-** Columbus (4/5-4/7), Akron (4/8-9/18).

**Recognition:** None.

Single Game Career Highs			
Stat	#	Times	Last Time
R	2	3	7/8/22
H	3	1	6/20/18
RBI	4	1	6/21/22
Hit Streak	6	1	6/25-7/28/22
OB Streak	6	2	6/25-7/28/22

**Highlights:** **2021-** went 2x4 with a HR and 3RBI on 9/9 at Richmond... **2019-** went 2x4 with a HR and 3RBI on 8/22 vs. Bowling Green... **2018-** was 3x4 with a double and 2RBI in pro debut vs. AZL White Sox on 6/20, homered on 7/13 at AZL Athletics, homered on 8/3 at AZL Dodgers.

**Postseason:** AZL Indians ('18), Carolina (PWL, '22).

**Personal:** Attended George Wallace Community College (Alabama).

## CAREER STATISTICS

Year	Club	Class	G	AVG	AB	R	H	2B	3B	HR	RBI	BB	K	SB	CS	OBP	SLG	HBPSAC	SF	
18	AZL Indians	R	23	.200	80	9	16	2	0	2	8	9	18	0	0	.289	.300	1	1	0
	Lake County	A	2	.286	7	0	2	0	0	0	1	0	0	0	0	.286	.286	0	0	0
19	Mahoning	SS	14	.140	43	2	6	3	0	0	3	4	6	0	0	.208	.209	0	1	1
	Lake County	A	10	.138	29	3	4	1	0	1	4	4	8	0	0	.265	.276	1	0	0
20	DNP																			
21	Lynchburg	A	13	.129	31	3	4	1	0	0	0	3	10	0	1	.206	.161	0	0	0
	Akron	AA	5	.182	11	2	2	0	0	1	3	1	5	0	0	.308	.455	1	0	0
22	Columbus	AAA	1	.000	4	0	0	0	0	0	0	0	3	0	0	.000	.000	0	0	0
	Akron	AA	50	.190	147	13	28	6	0	2	12	10	45	0	0	.250	.272	2	2	1
Minor League Totals			118	.176	352	32	62	13	0	6	31	31	95	0	1	.251	.264	5	4	2
Major League Totals			-	0	0	0	0	0	0	0	0	0	0	0	0	-	-	0	0	0

# CHRIS ROLLER OF

**BATS:** R      **THROWS:** R  
**HT:** 6-0      **WGT:** 190  
**BIRTHDATE:** 10/8/96 (26); Austin, TX  
**RESIDES:** Austin, TX  
**ACQUIRED:** Selected from Los Angeles (NL)  
in the minor league phase of the Rule 5  
Draft on 12/10/20



## Last Season

Started the season in Columbus... **strained right hamstring (stealing a base) on opening day and was placed on the DL from 4/6-4/29...** activated on 4/30, played twice and was sent to Akron for the rest of the season on 5/2... was hitting .197 (12x61) through 19G before a 7G hit streak from 6/18-6/25 (.321, 9x28)... following hit streak, batted exactly .200 (34x170) over final 50G of the season.

## Career Notes

**Transactions:** Selected by Los Angeles (NL) in the 30th round (910th) of the 2017 draft... **2017-** AZL Dodgers (6/24-9/2)... **2018-** Ogden (6/15-7/27), Great Lakes (7/28-9/3)... **2019-** Great Lakes (4/19-9/2)... **2020-** selected by Cleveland from Los Angeles (NL) in the minor league phase of the Rule 5 Draft on 12/10/20... **2021-** Akron (5/4-9/19), **on the DL (7/31-8/15, injury)...** **2022-** Columbus (4/5-5/1), **on the DL (4/6-4/29, strained right hamstring),** Akron (5/2-9/18).

**Recognition:** None.

**Highlights:** **2021-** first and only HR came on 6/4 vs. Erie (3-run), went 3x6 with a double and 4RBI on 6/9 at Altoona, doubled twice on 8/21 vs. Harrisburg... **2019-** went 2x2 (triple, HR) with 4RBI on 5/1 vs. Beloit, hit safely in 26 of 27 from 6/1-7/17 (.330/.434/.485, 2HR, 11RBI), tripled twice (RBI) on 7/22 vs. Burlington, had a HR and 4RBI on 7/28 at West Michigan... **2018-** homered twice (2RBI) on 7/19 at Missoula, hit walk-off single on 8/5 vs. Lake County, had 3SB on 8/10 at South Bend, hit walk-off single on 8/12 vs. Dayton, went 3x4 with 2RBI and a walk-off single on 8/22 vs. Fort Wayne... **2017-** collected 10 of 23 hits on season over 8G stretch from 8/11-8/21.

Single Game Career Highs			
Stat	#	Times	Last Time
R	3	6	9/1/22
H	3	10	6/19/21
2B	2	5	6/21/22
3B	2	1	7/22/19
HR	2	1	7/19/18
RBI	4	3	6/9/21
SB*	3	1	8/10/18
Hit Streak	14	1	6/26-7/17/19
OB Streak	29	1	5/29-7/17/19

\* - 5 multi-SB games

**Postseason:** Akron ('21), Great Lakes ('18-19), AZL Dodgers ('17).

**Personal:** Attended McLennan Community College (Waco, TX), same school as former Major League Clippers, Ryan Merritt (2015-18), Sean Henn (2005-06) and Jay Buhner (1987-88).

		CAREER STATISTICS																		
Year	Club	Class	G	AVG	AB	R	H	2B	3B	HR	RBI	BB	K	SB	CS	OBP	SLG	HBPSAC	SF	
17	AZL Dodgers	R	45	.181	127	24	23	8	1	1	14	20	28	9	1	.308	.283	5	0	4
18	Ogden	R	26	.312	93	28	29	9	1	5	17	15	28	6	3	.425	.591	4	0	1
	Great Lakes	A	28	.233	86	6	20	4	0	1	7	10	31	6	1	.323	.314	2	2	1
19	Great Lakes	A	88	.274	321	61	88	21	8	7	44	34	77	10	3	.359	.455	10	0	3
20	DNP																			
21	Akron	AA	70	.203	246	25	50	12	2	1	27	23	72	14	4	.281	.280	5	1	4
22	Columbus	AAA	3	.333	6	1	2	0	0	0	0	2	1	1	0	.556	.333	1	0	0
	Akron	AA	76	.212	259	31	55	14	2	4	26	30	72	6	3	.308	.328	7	2	3
Minor League Totals			336	.235	1138	176	267	68	14	19	135	134	309	52	15	.329	.369	34	5	16
Major League Totals			-	0	0	0	0	0	0	0	0	0	0	0	0	-	-	0	0	0



# JHON ROMERO

# RHP

**BATS:** R**THROWS:** R**HT:** 5-10**WGT:** 195**BIRTHDATE:** 1/17/95 (28); Cartagena, COL**RESIDES:** Cartagena, COL**ACQUIRED:** Signed as a minor league free agent on 3/18/23

## Last Season

Made the opening day roster for Minnesota after going to spring training with Washington... held the opposition scoreless in three of four appearances... **placed on the DL with a sore right biceps on 4/23...** transferred to the 60-day DL for the rest of the season on 5/11.

## Career Notes

**Transactions:** Signed by Chicago (NL) as a non-drafted free agent on 5/13/15... **2015-** DSL Cubs (8/13-8/22)... **2016-** DSL Cubs (6/4-8/27)... **2017-** Eugene (6/16-6/29, 7/4-7/18), AZL Cubs (6/30-7/3), South Bend (7/19-9/4)... **2018-** Myrtle Beach (4/5-7/30)... **traded by Chicago (NL) to Washington for RHP Brandon Kintzler on 7/31/18...** Potomac (7/31-8/12), Harrisburg (8/13-9/3)... **2019-** Potomac (4/29-9/2), **on the DL (5/29-9/2, injury)...** **2021-** Harrisburg (5/4-9/3), Rochester (9/4-9/22), Washington (9/23-10/3)... **2022-** claimed by Minnesota off waivers from Washington on 3/21/22... Minnesota (4/7-10/5), **on the DL (4/23-10/5, sore right biceps)...** **2023-** signed by Cleveland as a minor league free agent on 3/18/23.

**Recognition:** None.

**Highlights:** **2021-** had a 2.03ERA (26.2IP, 6ER) through first 18G of the season, picked up a save on 6/23 at Altoona (3.0IP, 2H, 3K), did not allow a run over 6G from 8/11-8/29 (10.0IP, 7H, 2BB, 18K), made MLB debut on 9/24 at Cincinnati (1.0IP)... **2018-** HR allowed on 6/24 snapped streak of 313BF without a HR to begin career, converted all five save opportunities and had 0.73ERA (12.1IP, 1ER, 2BB, 18K) over 8G from 6/27-/7/22... **2017-** allowed 1ER in final 15G (31.0IP, 17.2IP with OER, 7/12-8/18).

**Postseason:** None.**Personal:** Pitched for Colombia in the 2023 World Baseball Classic.

## CAREER STATISTICS

Year	Club	Class	W-L	ERA	G	GS	CG	SHO	SV	SVO	IP	H	R	ER	HR	HB	BB	K	AVG
15	DSL Cubs	R	0-1	3.60	3	0	0	0	0	0	5.0	8	3	2	0	0	1	3	.364
16	DSL Cubs	R	0-0	5.06	5	0	0	0	3	3	5.1	3	4	3	0	0	2	5	.158
17	AZL Cubs	R	0-0	0.00	1	0	0	0	0	0	1.0	0	0	0	0	0	1	0	.000
	Eugene	SS	1-0	1.80	8	0	0	0	1	1	15.0	8	4	3	0	2	5	19	.151
	South Bend	A	0-1	0.35	13	0	0	0	3	3	25.2	7	2	1	0	2	5	34	.085
18	Myrtle Beach	A+	1-2	3.27	32	0	0	0	9	11	44.0	40	19	16	1	5	17	57	.237
	Potomac	A+	0-0	0.00	4	0	0	0	0	0	5.1	2	0	0	0	0	2	7	.111
	Harrisburg	AA	0-0	6.14	6	0	0	0	0	1	7.1	10	6	5	1	2	3	3	.313
19	Potomac	A+	3-1	6.59	9	0	0	0	0	1	13.2	17	11	10	2	0	4	7	.321
20	DNP																		
21	Harrisburg	AA	2-4	2.83	33	0	0	0	2	5	47.2	45	17	15	5	3	10	58	.243
	Rochester	AAA	0-0	1.23	5	0	0	0	0	0	7.1	5	1	1	1	0	1	11	.192
	Washington	MLB	0-0	4.50	5	0	0	0	0	0	4.0	5	2	2	0	0	0	3	.313
22	Minnesota	MLB	0-0	3.60	4	0	0	0	0	0	5.0	9	2	2	0	0	1	6	.391
	Minor League Totals		7-9	2.84	119	0	0	0	18	25	177.1	145	67	56	10	14	51	204	.219
	Major League Totals		0-0	4.00	9	0	0	0	0	0	9.0	14	4	4	0	0	1	9	.359

# DANIEL SCHNEEMANN INF

**BATS:** R      **THROWS:** R  
**HT:** 6-0      **WGT:** 185  
**BIRTHDATE:** 1/23/97 (26); San Diego, CA  
**RESIDES:** Herriman, UT  
**ACQUIRED:** Selected in the 33rd round  
 (1,003rd overall) of the 2018 draft



## Last Season

Played in 2G for Columbus to start the season (0x7, BB, 2K) and was sent to Akron for the rest of the year on 4/8... hit 154 (14x91) through first 28G (4/8-5/17), before going 4x5 with a triple, a HR and 3RBI on 5/19 at Binghamton... following big game, hit .165 (21x127) with a HR and 10RBI in 37G (5/20-7/14)... had career best 9G hit streak (.469, 15x32) from 7/15-7/29, including homering in back to back games on 7/17 at Bowie (3RBI) and 7/22 vs. Erie (2RBI)... after hit streak, hit .192 (24x125) over the last 37G of the season (doubled twice on 8/17 at Erie) and recorded just 2RBI in final 23G.

## Career Notes

**Transactions:** Selected by Cleveland in the 33rd round (1,003rd) of the 2018 draft... **2018-** AZL Indians (6/18-8/31), Lake County (9/1-9/2)... **2019-** Lake County (4/26-9/2), **on the DL (5/14-6/1, injury; 7/23-8/1, strained left forearm)...** **2021-** Lake County (5/4-6/28), Akron (6/29-9/19), **on the DL (8/1-9/19, broken right hand)...** **2022-** Columbus (4/5-4/7), Akron (4/8-9/18).

Single Game Career Highs			
Stat	#	Times	Last Time
R	3	3	5/22/22
H	4	2	5/19/22
2B	2	2	8/17/22
RBI	4	2	6/23/21
SB	2	5	8/27/22
Hit Streak	9	1	7/15-7/29/22
OB Streak	10	2	6/25-7/5/19

**Recognition:** Batter of the Week (2019- Midwest, 7/8-7/14).

**Highlights:** **2021-** went 2x3 (grand slam, 4RBI) and 2SB on 6/23 at Great Lakes, went 6x11 (double, 2HR) with 6RBI over 3G from 7/1-7/3 vs. Bowie... **2019-** doubled twice on 7/3 vs. Fort Wayne, went 4x4 (triple) with an RBI on 7/13 at Burlington, was 3x4 (double) with 4RBI on 8/12 vs. West Michigan, went 2x4 with 2RBI on 9/5 at Great Lakes in the Midwest League Playoffs... **2018-** hit .333 (7x21) with 2HR and 10RBI over 7G from 6/21-7/5.

**Postseason:** Lake County ('19), AZL Indians ('18).

**Personal:** Attended Brigham Young University.

## CAREER STATISTICS

Year	Club	Class	G	AVG	AB	R	H	2B	3B	HR	RBI	BB	K	SB	CS	OBP	SLG	HBPSAC	SF	
18	AZL Indians	R	41	.206	136	29	28	8	1	3	14	22	37	2	0	.313	.346	0	1	2
	Lake County	A	2	.000	7	1	0	0	0	0	0	0	4	0	0	.000	.000	0	0	0
19	Lake County	A	70	.287	230	26	66	10	2	2	30	25	50	6	4	.366	.374	5	0	2
20	DNP																			
21	Lake County	A+	26	.235	85	9	20	3	1	3	13	6	24	6	0	.283	.400	0	0	1
	Akron	AA	25	.268	82	7	22	3	0	3	17	9	20	3	1	.348	.415	1	0	0
22	Columbus	AAA	2	.000	7	0	0	0	0	0	0	1	2	0	0	.125	.000	0	0	0
	Akron	AA	112	.205	380	57	78	11	2	6	38	46	99	20	4	.286	.292	0	3	7
Minor League Totals			278	.231	927	129	214	35	6	17	112	109	236	37	9	.312	.337	6	4	12
Major League Totals			-	0	0	0	0	0	0	0	0	0	0	0	0	-	-	0	0	0



# ADAM SCOTT

# LHP

**BATS:** L**THROWS:** L**HT:** 6-4**WGT:** 230**BIRTHDATE:** 10/10/95 (27); Canandaigua, NY**RESIDES:** Nashville, TN**ACQUIRED:** Selected in the 4th round (133rd overall) of the 2018 draft

## Last Season

Began the year in the rotation for Columbus... picked up the win on 55 pitches in a scoreless start vs. Syracuse on 4/13 (5.0IP, 1H, 5K)... struggled with high pitch counts in each of next 3GS from 4/19-5/1 (9.2IP, 218 pitches, 22.5 per out)... turned in only quality start in no-decision at Omaha on 5/7 (6.0IP, 6H, 3R, 2ER, 2BB, 5K)... gave up 7ER (all in the 3rd inning) in next start, 5/13 vs. St. Paul... bounced in the 1st inning at Indianapolis on 6/7 (0.1IP, 5ER), marking shortest outing of career... overall, allowed 22ER in 16.0IP from the 3rd on 5/13 through the 1st on 6/7... moved to the bullpen for the rest of the season, beginning on 6/12 at Indianapolis... had an 8.82ERA (16.1IP, 16ER) through first 11G, including 6ER in 1.0IP of blown save (loss) on 6/26 at Omaha... settled down with a 3.18ERA (17.0IP, 6ER) over final 15G of the season (10 scoreless appearances, including spot start on 8/3 vs. Rochester).

## Career Notes

**Transactions:** Selected by Cleveland in the 4th round (133rd) of the 2018 draft... **2018-** AZL Indians (6/18-7/1), Mahoning Valley (7/2-8/1), Lake County (8/2-8/29), Lynchburg (8/30-9/3)... **2019-** Lynchburg (4/4-6/19), on the DL (5/10-5/20, blistered left thumb), Akron (6/20-9/2)... **2021-** Akron (5/4-9/13), on the DL (5/4-7/7, strained right oblique), rehab with AZL Indians (6/28-7/7), Columbus (9/14-10/3)... **2022-** Columbus (4/5-9/28).

**Recognition:** Midseason All-Star (2019- Carolina)... Pitcher of the Week (2021- Eastern, 8/30-9/5).

**Highlights:** **2021-** turned over a no-hit bid (5.0IP, 2BB, 5K) to the bullpen on 8/3 vs. Altoona (lost on first batter faced), turned over a no-hit bid (6.0IP, 2BB, 8K) to the bullpen on 9/3 vs. Altoona (lost with two out in the 9th), went 3-0 with a 1.65ERA (32.2IP, 18H, 8R, 6ER, 9BB, 40K) over 6GS from 8/3-9/3... **2019-** had 11K (6.0IP) in win vs. Down East on 6/2, did not allow a run over 3GS from 6/25-7/5 (18.2IP, 11H, 4BB, 20K)... **2018-** did not allow a run through first 7G of career (14.1IP, 8H, 2BB, 24K), did not allow a run through final 4G of season (8.0IP, 4H, 4BB, 10K).

**Postseason:** Lynchburg ('18).

**Personal:** Attended Wofford College (Spartanburg, SC).

CAREER STATISTICS																			
Year	Club	Class	W-L	ERA	G	GS	CG	SHO	SV	SVO	IP	H	R	ER	HR	HB	BB	K	AVG
18	AZL Indians	R	1-0	0.00	4	0	0	0	0	0	7.1	4	0	0	0	0	1	14	.148
	Mahoning	SS	2-0	3.09	5	0	0	0	0	0	11.2	11	5	4	1	1	2	14	.244
	Lake County	A	0-1	2.45	5	0	0	0	0	0	11.0	10	3	3	1	0	1	15	.244
	Lynchburg	A+	0-0	0.00	2	0	0	0	0	0	4.0	3	0	0	0	1	4	4	.214
19	Lynchburg	A+	3-7	3.45	12	12	0	0	0	0	57.1	58	35	22	4	5	20	74	.258
	Akron	AA	4-6	3.94	14	14	0	0	0	0	75.1	70	36	33	9	6	21	74	.247
20	DNP																		
21	AZL Indians	R	0-1	16.88	1	1	0	0	0	0	2.2	5	5	5	2	0	2	5	.385
	Akron	AA	3-2	3.49	11	11	0	0	0	0	49.0	39	21	19	5	3	18	60	.215
	Columbus	AAA	0-3	6.00	3	3	0	0	0	0	12.0	12	9	8	2	0	10	12	.255
22	Columbus	AAA	4-3	6.33	37	13	0	0	1	2	75.1	79	59	53	13	5	45	84	.264
	Minor League Totals		17-23	4.33	94	54	0	0	1	2	305.2	291	173	147	37	21	124	356	.248
	Major League Totals		0-0	-	0	0	0	0	0	0	0.0	0	0	0	0	0	0	0	-



# CALEB SIMPSON

# RHP

**BATS:** R**THROWS:** R**HT:** 6-4**WGT:** 230**BIRTHDATE:** 9/15/91 (31); Jacksonville, AR**RESIDES:** Norman, OK**ACQUIRED:** Signed as a minor league free agent on 12/21/22

## Last Season

Started the season on the DL for Worcester, recovering from right elbow surgery (July 2021)... activated on 5/31 and sent to Portland... pitched in 10G for Portland, including a pair with 2.0IP and was sent to Worcester for the rest of the year on 7/3... posted a 13.50ERA (11.1IP, 20H, 18R, 17ER, 8BB, 13K) through first 8G (7/6-8/7), including 8ER in 1.1IP vs. Durham on 8/2... did not allow a run over next 6G (7.0IP, 8/9-8/27), picking up a win on 8/19 vs. Rochester (1.2IP, 3BB, 3K).. last 6G of the year saw 11ER in 9.1IP, bookended by grand slams on 8/30 vs. Buffalo and 9/25 vs. Syracuse.

## Career Notes

**Transactions:** Selected by San Francisco in the 21st round (642nd) of the 2013 draft... **2013-** AZL Giants (7/29-8/28)... **2014-** **missed the entire season with a sprained right UCL...** **2015-** **missed the entire season recovering from right elbow surgery...** **2016-** Salem-Keizer (6/17-9/5), **on the DL (7/7-9/5, right shoulder surgery)...** **2017-** San Jose (4/6-9/4), **on the DL (4/25-5/3, recovering from right shoulder surgery)...** **2018-** Richmond (4/5-9/3), **on the DL (6/28-9/3, torn lat)...** **2019-** San Jose (5/3-6/11), Richmond (6/12-9/2), **on the DL (6/20-6/26, injury)...** signed by Chicago (NL) as a minor league free agent on 12/15/19... **2020-** signed by Boston as a minor league free agent on 7/3/20... **2021-** Worcester (5/4-10/3), **on the DL (7/9-10/3, right elbow surgery)...** **2022-** Worcester (4/5-5/30, 7/3-9/28), **on the DL (4/5-5/30, recovering from right elbow surgery),** Portland (5/31-7/2)... signed by Cleveland as a minor league free agent on 12/21/22.

**Recognition:** Midseason All-Star (2018- Eastern).

**Highlights:** **2021-** did not allow a hit over 5G (5.0IP, 1BB, 8K) from 5/13-6/4... **2019-** had a 0.00ERA through first 8G (10.0IP)... **2018-** converted eight of nine save opportunities and had a 0.55ERA (16.1IP, 1ER) in first 16G... **2016-** earned first career save on 6/24 vs. Tri-City (1.0IP, 1K).

**Postseason:** None.

**Personal:** Attended Seminole State College in Oklahoma and played catcher (drafted as a pitcher, despite never having pitched before).

## CAREER STATISTICS

Year	Club	Class	W-L	ERA	G	GS	CG	SHO	SV	SVO	IP	H	R	ER	HR	HB	BB	K	AVG
13	AZL Giants	R	1-0	2.35	8	0	0	0	0	2	7.2	5	3	2	0	0	5	9	.179
14	DNP																		
15	DNP																		
16	Salem-Keizer	SS	1-0	4.05	6	0	0	0	2	2	6.2	3	3	3	0	4	6	8	.125
17	San Jose	A+	1-5	4.68	44	0	0	0	0	3	59.2	43	34	31	8	4	39	80	.199
18	Richmond	AA	4-3	1.53	29	0	0	0	10	13	29.1	22	10	5	0	2	29	37	.210
19	San Jose	A+	1-2	4.26	11	0	0	0	1	3	12.2	6	7	6	1	4	12	15	.140
	Richmond	AA	1-3	2.45	23	0	0	0	0	0	29.1	14	10	8	1	2	18	41	.140
20	DNP																		
21	Worcester	AAA	1-0	3.86	13	0	0	0	0	0	14.0	9	6	6	2	3	8	21	.180
22	Portland	AA	1-0	2.92	10	0	0	0	0	0	12.1	9	6	4	0	1	5	14	.205
	Worcester	AAA	1-3	9.11	20	0	0	0	0	3	27.2	32	30	28	4	6	18	29	.288
Minor League Totals			12-16	4.20	164	0	0	0	13	26	199.1	143	109	93	16	26	140	254	.198
Major League Totals			0-0	-	0	0	0	0	0	0	0.0	0	0	0	0	0	0	0	-





# CADE SMITH

RHP

BATS: R

THROWS: R

HT: 6-5

WGT: 230

BIRTHDATE: 5/9/99 (23); Abbotsford East, CAN

RESIDES: Abbotsford East, CAN

ACQUIRED: Signed as a non-drafted free agent on 6/18/20

## Last Season

Split the year between Lake County and Akron, beginning with the Captains... was 1-0 with five saves and a 1.13ERA (16.0IP, 12H, 3R, 2ER, 9BB, 31K) through 14G (4/9-5/29)... allowed 4ER in 0.2IP (4BB, 2K) on 6/2 vs. West Michigan, then allowed 2ER over next 5G (7.1IP) before promotion to Akron on 6/21... tossed a scoreless inning (1H, 3K) in Double-A debut vs. Harrisburg on 6/22... allowed 10ER in 5.2IP over next 5G, including 4ER in 0.2IP vs. Harrisburg on 6/25... allowed HR on 7/10 vs. Altoona, snapping streak of 216BF without (dated to 7/25/21)... made 18 appearances over the rest of the season, going 2-0 with a 0.59ERA (30.2IP, 14H, 3R, 2ER, 12BB, 47K) and converting all eight save opportunities... after the season, pitched for Peoria in the AFL (6.1IP, 6H, 5R, 3ER, 5BB, 11K).

## Career Notes

**Transactions:** Selected by Minnesota in the 16th round of the 2017 draft, did not sign... signed by Cleveland as a non-drafted free agent on 6/18/20... **2021**- Lynchburg (5/22-9/13), Lake County (9/14-9/19)... **2022**- Lake County (4/8-6/20), Akron (6/21-9/18).

**Recognition:** None.

**Highlights:** **2021**- perfect in win at Salem on 6/24 (3.0IP, 3K), had a 1.78ERA (25.1IP, 10H, 6R, 5ER, 12BB, 39K) over final 19G (converted all four save opportunities).

**Postseason:** Peoria (AFL, '22).

**Personal:** Attended the University of Hawaii.

## CAREER STATISTICS

Year Club	Class	W-L	ERA	G	GS	CG	SHO	SV	SVO	IP	H	R	ER	HR	HB	BB	K	AVG
21 Lynchburg	A	2-3	4.28	30	0	0	0	4	6	40.0	25	23	19	3	4	21	64	.177
Lake County	A+	0-0	0.00	3	0	0	0	1	1	3.0	0	0	0	0	0	1	4	.000
22 Lake County	A+	2-1	3.00	20	0	0	0	5	6	24.0	15	10	8	0	3	14	44	.172
Akron	AA	2-1	2.89	24	0	0	0	8	9	37.1	23	13	12	1	5	21	55	.181
Minor League Totals		6-5	3.36	77	0	0	0	18	22	104.1	63	46	39	4	12	57	167	.173
Major League Totals		0-0	-	0	0	0	0	0	0	0.0	0	0	0	0	0	0	0	-

JOSE TENA

INF

BATS: L

THROWS: R

Ht: 5-10

Wgt: 188

BIRTHDATE: 3/20/21 (22); Azua, DR

RESIDES: San Cristobal, DR

ACQUIRED: Signed as a non-drafted free agent on 7/2/17



Last Season

Played most of the year with Akron... had an 8G hit streak from 5/17-5/25 (.371, 13x35), that included a double in six straight from 5/18-5/24... went 1x21 (double) over 7G from 6/5-6/21... broke out of slump on 6/26, slashing .340/.368/.698 with 4HR and 15RBI over 12G until 7/13... hot streak included 4RBI game on 7/8 vs. Altoona (3x4, double, HR) and 4x5 game on 7/13 at Bowie (double, HR, 2RBI)... had another 8G hit streak from 8/19-8/27 (.394, 13x33)... homered in back to back games on 9/4 at Altoona (RBI) and 9/6 at Harrisburg (2RBI)... scored four times, going 3x4 with a double, a HR and an RBI in Akron's season finale, 9/18 vs. Bowie... finished as the Eastern League's leader in hits (136) and tied for 2nd in runs (74)... sent to Columbus on 9/21... was 0x4 in Triple-A debut, 9/23 at Toledo, then recorded a hit in each of final 4G of the season (7x15, HR, 2RBI).

Career Notes

Transactions: Signed by Cleveland as a non-drafted free agent on 7/2/17... 2018- DSL Indians (6/2-8/25)... 2019- AZL Indians (6/17-8/26)... 2021- Lake County (5/4-9/19), Akron (playoffs)... 2022- Akron (4/8-9/18), Columbus (9/21-9/28).

Recognition: MiLB Gold Glove (2021- Eastern)... Postseason All-Star (2021- Midwest)... Midseason All-Star (2021- Arizona Fall; 2018- Dominican Summer)... Baseball America (Cleveland: 2023- 14th; 2022- 11th; 2020- 28th).

Single Game Career Highs			
Stat	#	Times	Last Time
R	4	2	9/18/22
H	4	1	7/13/22
2B	2	4	6/28/22
3B	2	1	7/28/19
HR	2	2	8/1/21
RBI	4	3	7/8/22
SB	2	3	7/16/19
Hit Streak	19	1	7/24-8/17/19
OB Streak	19	1	7/24-8/17/19

Highlights: 2021- went 3x5 (double, 2HR) with 4RBI on 5/14 vs. Fort Wayne, doubled twice with a triple and 4RBI on 6/6 vs. Dayton, hit 2HR on 8/1 at Dayton, homered in three straight vs. West Michigan (8/10-8/13), had 10G hit streak (.300, 12x40, 2HR, 7RBI) from 8/22-9/3, was 2x4 with a double and 2RBI in deciding win of the Eastern League Championship Series... 2019- hit .393 (33x84) over 19G hit streak from 7/24-8/17, batted .412 (7x17) with a HR and 2RBI in the AZL Playoffs... 2018- had 8G RBI streak (9RBI total) from 6/27-7/5, had 10G hit streak (.432, 16x37) from 7/23-8/3.

Postseason: Akron ('21), AZL Indians ('19), Estrellas (DWL, '22), Scottsdale (AFL, '21).

Personal: Distant cousin is Franmil Reyes (rehab stints with Columbus in 2021 and 2022).

CAREER STATISTICS																			
Year	Club	Class	G	AVG	AB	R	H	2B	3B	HR	RBI	BB	K	SB	CS	OBP	SLG	HBPSAC	SF
18	DSL Indians	R	51	.313	195	28	61	8	4	1	23	15	29	10	7	.367	.410	4	0
19	AZL Indians	R	44	.325	191	30	62	7	6	1	18	6	44	6	2	.352	.440	2	0
20	DNP																		
21	Lake County	A+	107	.281	413	58	116	25	2	16	58	27	117	10	5	.331	.467	5	0
22	Acron	AA	127	.264	516	74	136	25	6	13	66	25	138	8	5	.299	.411	3	1
	Columbus	AAA	5	.368	19	7	7	2	0	1	2	4	4	0	0	.478	.632	0	0
Minor League Totals			334	.286	1334	197	382	67	18	32	167	77	332	34	19	.329	.436	14	1
Major League Totals			-	0	0	0	0	0	0	0	0	0	0	0	0	-	-	0	0



# TOUKI TOUSSAINT RHP

**BATS:** R

**THROWS:** R

**HT:** 6-2

**WGT:** 215

**BIRTHDATE:** 6/20/96 (26); Pembroke Pines, FL

**RESIDES:** Coral Springs, FL

**ACQUIRED:** Signed as a minor league free agent on 1/4/23

## Last Season

Started the season with Gwinnett... had a 2.04ERA (17.2IP, 4ER) through first 4G (4/6-4/27), then gave up at least 3ER in each of next 5GS (5/3-5/29) for a 9.61ERA (19.2IP, 21ER)... did not pitch for nearly three weeks and was in the bullpen upon return (4G, 4.1IP, 4ER)... traded to Los Angeles (AL) for cash on 7/4... made 3GS for Salt Lake (8.0IP, 3ER) and was recalled on 7/30... had a trio of solid outings (13.1IP, 4ER) and then struggled over 3G (5.1IP, 9ER)... had consecutive scoreless appearances vs. New York (AL) on 8/30 (5.0IP) and vs. Houston on 9/4 (1.0IP) before getting optioned to Salt Lake for the rest of the year on 9/9... did not throw more than 23 pitches over last 6G (5.2IP total).

## Career Notes

**Transactions:** Selected by Arizona in the 1st round (16th) of the 2014 draft... **2015-** traded by Arizona with RHP Bronson Arroyo to Atlanta for INF Phil Gosselin on 6/20/15... **2018-** Atlanta (8/13, 9/1-10/1)... **2019-** Atlanta (4/13-4/20, 5/3, 5/15-7/18, 9/13-9/29)... **2020-** Atlanta (7/23-8/24, 9/14, 9/28-9/29)... **2021-** Atlanta (4/1-9/25), on the DL (4/1-7/15, injury), rehab with Rome (6/15-6/19), Mississippi (6/20-6/22), Gwinnett (6/23-7/15)... **2022-** Atlanta (4/19-4/20)... traded by Atlanta to Los Angeles (AL) for cash on 7/4... Los Angeles (7/30-9/8)... **2023-** signed by Cleveland as minor league free agent on 1/4/23.

**Recognition:** Midseason All-Star (2018- Southern; 2017- Arizona Fall)... Pitcher of the Week (2018- International, 8/20-8/26; 2017- Southern, 8/14-8/20)... *Baseball America* (Atlanta: 2019- 5th, Best Curveball, Best Changeup; 2018- 14th; 2017- 12th; 2016- 5th; Arizona: 2015- 5th).

**Postseason:** Atlanta ('18), Rome ('16), Hermosillo (MWL, '22), Peoria (AFL, '17).

## CAREER STATISTICS

Year	Club	Class	W-L	ERA	G	GS	CG	SHO	SV	SVO	IP	H	R	ER	HR	HB	BB	K	AVG
14	AZL Dbacks	R	1-1	4.80	7	5	0	0	0	0	15.0	14	12	8	0	2	12	17	.237
	Missoula	R	1-3	12.51	5	5	0	0	0	0	13.2	24	22	19	5	2	6	15	.381
15	Kane County	A	2-2	3.69	7	7	0	0	0	0	39.0	31	19	16	4	2	15	29	.218
	Rome	A	3-5	5.73	10	10	1	1	0	0	48.2	40	33	31	6	3	33	38	.229
16	Rome	A	4-8	3.88	27	24	0	0	0	0	132.1	105	66	57	13	9	71	128	.217
17	Florida	A+	3-9	5.04	19	19	0	0	0	0	105.1	101	61	59	8	8	42	123	.245
	Mississippi	AA	3-4	3.18	7	7	1	0	0	0	39.2	30	19	14	3	2	22	44	.207
18	Mississippi	AA	4-6	2.93	16	16	0	0	0	0	86.0	66	36	28	7	7	36	107	.208
	Gwinnett	AAA	5-0	1.43	8	8	0	0	0	0	50.1	35	10	8	0	1	17	56	.193
	Atlanta	MLB	2-1	4.03	7	5	0	0	0	0	29.0	18	13	13	1	2	21	32	.182
19	Gwinnett	AAA	1-6	7.49	10	10	0	0	0	0	39.2	51	34	33	5	7	28	44	.313
	Atlanta	MLB	4-0	5.62	24	1	0	0	0	1	41.2	44	28	26	5	7	26	45	.270
20	Atlanta	MLB	0-2	8.88	7	5	0	0	0	0	24.1	27	28	24	7	5	16	30	.276
21	Rome	A+	0-0	3.00	1	1	0	0	0	0	3.0	1	1	1	1	0	1	2	.111
	Mississippi	AA	0-0	4.91	1	1	0	0	0	0	3.2	1	2	2	0	1	2	4	.083
	Gwinnett	AAA	2-1	3.48	7	4	0	0	0	0	20.2	12	8	8	1	3	12	28	.174
	Atlanta	MLB	3-3	4.50	11	10	0	0	0	0	50.0	43	28	25	11	6	22	48	.234
22	Gwinnett	AAA	2-2	6.26	13	8	0	0	0	0	41.2	42	30	29	7	5	25	53	.259
	Salt Lake	AAA	0-1	3.95	9	3	0	0	0	0	13.2	13	7	6	3	1	11	9	.265
	Los Angeles (AL)	MLB	1-1	4.62	8	2	0	0	0	0	25.1	15	13	13	2	4	19	26	.176
	Minor League Totals		31-48	4.40	147	128	2	1	0	0	652.1	566	360	319	63	53	333	697	.232
	Major League Totals		10-7	5.34	57	23	0	0	0	1	170.1	147	110	101	26	24	104	181	.234

# GEORGE VALERA OF

**BATS:** L      **THROWS:** L  
**HT:** 6-0      **WGT:** 195  
**BIRTHDATE:** 11/13/00 (22); Queens, NY  
**RESIDES:** San Pedro de Macoris, DR  
**ACQUIRED:** Signed as a non-drafted free agent on 7/2/17



## Last Season

Started the season with Akron... through first 30G (until 5/15), was hitting .242/.357/.371 with 2HR and 9RBI (15 hitless games)... recorded a hit in 28 of next 35G (5/17-6/28), slashing .348/.424/.674 with 11HR and 38RBI... stretch included a 2HR, 5RBI performance on 5/19 at Binghamton...slumped again heading into the All-Star Break, going 6x41 wth 0HR in 10G from 6/29-7/14... went 0x2 in the All-Star Futures Game at Dodger Stadium on 7/16... struggled in next 15G (11x51), but was sent to Columbus for the rest of the year on 8/8... was hitless through first 3G in Triple-A and was batting .160 (4x25) through first 7G... hit a pair of solo homers on 8/19 vs. Toledo and again on 8/25 at Buffalo... from 8/26 through the end of the season, hit .198 (21x106) in 29G, but managed 5HR and 17RBI (hit grand slam on 9/2 vs. Iowa)... named to the Eastern League Postseason All-Star Team... underwent surgery on right hand (hamate) in December.

## Career Notes

**Transactions:** Signed by Cleveland as a non-drafted free agent on 7/2/17... **2018-** DSL Indians (6/2-8/25)... **2019-** Mahoning Valley (6/14-8/25), Lake County (8/26-9/2)... **2021-** Lake County (5/4-8/23), on the DL (5/31-6/7, injury), Akron (8/24-9/19)... **2022-** Akron (4/8-8/7), Columbus (8/8-9/28).

## Single Game Career Highs

Stat	#	Times	Last Time
R	4	1	6/22/22
H	4	1	6/25/19
2B	2	1	6/14/19
HR	2	5	8/25/22
RBI	6	1	6/25/19
SB	2	3	8/21/21
Hit Streak	9	2	5/17-5/26/22
OB Streak	26	1	7/29-8/27/21

**Recognition:** Postseason All-Star (2022- Eastern)... Midseason All-Star (2022- All-Star Futures)... *Baseball America* (Cleveland: 2023- 4th; 2022- 4th; 2021- 5th; 2020- 4th; 2019- 5th; 2018- 9th).

**Highlights:** **2021-** hit 6HR over 11G (11RBI) from 7/9-7/22, went 2x3 with 2HR and 3RBI on 8/4 vs. Lansing and again on 8/13 vs. West Michigan, had 26G on base streak (.509OBP) from 7/29-8/27, was 6x13 with 4RBI in 3G of the Eastern League Playoffs... **2019-** went 4x5 (double, HR) with 6RBI on 6/25 at State College, hit .308 (4x13) with an RBI in the Midwest League Playoffs... **2018-** hit first professional HR and had 4RBI on 6/21 vs. AZL Brewers.

**Postseason:** Akron ('21), Lake County ('19), Estrellas (DWL, '21-22).

## CAREER STATISTICS

Year	Club	Class	G	AVG	AB	R	H	2B	3B	HR	RBI	BB	K	SB	CS	OBP	SLG	HBPSAC	SF	
18	AZL Indians	R	6	.333	18	4	6	1	0	1	6	3	3	1	1	.409	.556	0	0	1
19	Mahoning	SS	46	.236	157	22	37	7	1	8	29	29	52	6	2	.356	.446	1	0	1
	Lake County	A	6	.087	23	1	2	0	1	0	3	2	9	0	2	.192	.174	1	0	0
20	DNP																			
21	Lake County	A+	63	.256	199	45	51	2	4	16	43	55	58	10	5	.430	.548	7	0	2
	Akron	AA	23	.267	86	6	23	3	0	3	22	11	30	1	0	.340	.407	0	0	3
22	Akron	AA	90	.264	330	64	87	17	3	15	59	52	100	2	4	.367	.470	3	0	2
	Columbus	AAA	42	.221	154	25	34	8	0	9	23	22	45	0	0	.324	.448	2	0	1
	Minor League Totals		276	.248	967	167	240	38	9	52	185	174	297	20	14	.367	.467	14	0	10
	Major League Totals		-	0	0	0	0	0	0	0	0	0	0	0	0	-	-	0	0	0



# GAVIN WILLIAMS RHP

**BATS:** L

**THROWS:** R

**HT:** 6-6

**WGT:** 250

**BIRTHDATE:** 7/26/99 (23); Fayetteville, NC

**RESIDES:** Fayetteville, NC

**ACQUIRED:** Selected in the 1st round (23rd overall) of the 2021 draft

## Last Season

Started pro career with Lake County... made near perfect debut on 4/9 at Lansing (4.0IP, 2BB, 6K)... followed up with 11K performance on 4/15 vs. Dayton (4.2IP)... beginning on 4/23, made 11 consecutive starts with 1ER or fewer, going 2-2 with a 1.20ERA (52.1IP, 32H, 8R, 7ER, 19BB, 69K)... hot stretch included consecutive scoreless wins on 4/30 vs. Lansing (6.0IP, 1H, 1BB, 5K) and 5/7 at Dayton (5.0IP, 2H, 2BB, 10K)... transferred to Akron in the middle of the run, on 6/6... gave up multiple runs in two of three from 7/10-7/24, going 1-2 with a 2.87ERA (15.2IP, 5ER)... had a 0.00ERA (13.2IP, 7H, 2R, 3BB, 14K) over 4GS from 7/29-8/16, including no-hit bid on 8/16 at Erie (W, 6.0IP, 4K; bullpen lost no-no on inside-the-park HR with one out in the 7th)... over last 5GS, gave up 10ER in 24.2IP, including a pair of 4ER starts on 8/21 at Erie (4.2IP, 3HR) and 9/2 at Altoona (6.0IP, 2HR)... on the season, over half of 25ER (13) came via 9HR, including 12 of last 15ER allowed.

## Career Notes

**Transactions:** Selected by Tampa Bay in the 30th round of the 2017 draft, did not sign... selected by Cleveland in the 1st round (23rd) of the 2021 draft... **2022-** Lake County (4/8-6/5), Akron (6/6-9/18).

**Recognition:** *Baseball America* (Cleveland: 2023- 2nd, Best Curveball; 2022- 8th, Best Curveball).

**Highlights:** None.

**Postseason:** None.

**Personal:** Attended East Carolina University... finalist for the Golden Spikes Award in 2021.

## CAREER STATISTICS

Year	Club	Class	W-L	ERA	G	GS	CG	SHO	SV	SVO	IP	H	R	ER	HR	HB	BB	K	AVG
22	Lake County	A+	2-1	1.40	9	9	0	0	0	0	45.0	25	7	7	0	3	14	67	.167
	Akron	AA	3-3	2.31	16	16	0	0	0	0	70.0	44	21	18	9	4	26	82	.176
Minor League Totals			5-4	1.96	25	25	0	0	0	0	115.0	69	28	25	9	7	40	149	.173
Major League Totals			0-0	-	0	0	0	0	0	0	0.0	0	0	0	0	0	0	0	-





# PLAYER DEVELOPMENT

Jhonkensy Noel climbed the ranks to finish last season in Triple-A. He was 21 years and 70 days old when he debuted, making him the 2nd youngest player in the IL.



## ORGANIZATION OVERVIEW

### 2022 STANDINGS

Class	Team	League	W	L	PCT	Finish (of)	Manager
Majors	Cleveland	American	92	70	.568	t3rd (15)^	Terry Francona
Triple-A	Columbus	International	85	64	.570	4th (20)	Andy Tracy
Double-A	Akron	Eastern	79	59	.572	3rd (12)	Rouglas Odor
Advanced-A	Lake County	Midwest	76	53	.589	1st (12)^	Greg DiCenzo
Low-A	Lynchburg	Carolina	63	68	.481	8th (12)^	Omir Santos
Rookie	AZL Guardians	Arizona	28	24	.538	7th (18)	Jerry Owens

\* - League Champs, ^Division Champs

### ORGANIZATIONAL BATTING LEADERS

Average (min. 378PA)								Homeruns		RBI	
Batter	Avg.	G	AB	R	H	HR	RBI				
Brennan, Will	.314	129	528	69	166	13	107	Noel, Jhonkensy	32	Brennan, Will	107
Benson, Will	.278	89	316	75	88	17	45	Rodriguez, J.	26	Noel, Jhonkensy	84
Burgos, Jorge	.278	105	396	54	110	6	66	Valera, George	24	Valera, George	82
Martinez, Angel	.278	101	363	56	101	13	44	Naylor, Bo	21	Rodriguez, J.	74
Rodriguez, J.	.269	107	402	58	108	26	74	Planez, Alexfri	19	Fry, David	74
Tena, Jose	.267	132	535	81	143	14	68	Doubles		Triples	
Tolentino, Milan	.267	113	412	72	110	4	54	Brennan, Will	40	Greene, Isaiah	8
Pries, Micah	.266	122	448	63	119	18	73	Tolentino, Milan	30	Tena, Jose	6
Naylor, Bo	.263	118	415	73	109	21	68	Pries, Micah	29	Pries, Micah	5
Halpin, Petey	.262	105	382	68	100	6	36	3 tied	27	Palacios, Richie	5
										Benjamin, Juan	5
Runs		Stolen Bases		Slugging Percentage		On Base Percentage					
Valera, George	89	Greene, Isaiah	39	Rodriguez, J.	.540	Benson, Will	.426				
Rocchio, Brayan	83	Tolentino, Milan	29	Benson, Will	.522	Greene, Isaiah	.393				
Tena, Jose	81	Fox, Jake	21	Naylor, Bo	.496	Naylor, Bo	.392				
Noel, Jhonkensy	80	5 tied	20	Noel, Jhonkensy	.489	Fox, Jake	.381				
Benson, Will	75			Brennan, Will	.479	Tolentino, Milan	.381				

### ORGANIZATIONAL PITCHING LEADERS

ERA (min. 88.0IP)							Wins		Saves	
Pitcher	ERA	W-L	IP	H	BB	K	Labaut, Randy	11	Smith, Cade	13
Williams, Gavin	1.96	5-4	115.0	69	40	149	Curry, Xzavion	9	Benton, Trey	12
Dion, Will	2.11	8-5	128.0	95	34	157	Allen, Logan	9	Enright, Nic	11
Bibee, Tanner	2.17	8-2	132.2	101	27	167	9 tied	8	Jerez, Elvis	10
Leftwich, Jack	2.72	8-2	109.1	76	24	140			Garza, Justin	7
Boone, Rodney	3.54	8-4	114.1	99	29	137	Innings Pitched		Strikeouts	
Burns, Tanner	3.55	3-7	88.2	75	45	92	Battenfield, P.	153.2	Allen, Logan	177
Battenfield, P.	3.63	8-6	153.2	138	57	109	Allen, Logan	132.2	Bibee, Tanner	167
Johnston, Reid	3.94	4-6	112.0	102	24	122	Bibee, Tanner	132.2	Gaddis, Hunter	158
Nikhazy, Doug	3.96	4-6	102.1	73	79	128	Dion, Will	128.0	Dion, Will	157
Gaddis, Hunter	4.01	8-6	121.1	90	41	158	2 tied	122.0	Williams, Gavin	149
Strikeouts/Walks		WHIP		Average		Games				
Bibee, Tanner	6.19	Leftwich, Jack	0.92	Williams, Gavin	.173	Enright, Nic	48			
Leftwich, Jack	5.83	Williams, Gavin	0.95	Leftwich, Jack	.194	Kelly, Kevin	48			
Johnston, Reid	5.08	Bibee, Tanner	0.97	Nikhazy, Doug	.201	Mikolajchak, Nick	47			
Boone, Rodney	4.72	Dion, Will	1.01	Dion, Will	.203	Herrin, Tim	46			
Dion, Will	4.62	Gaddis, Hunter	1.08	Gaddis, Hunter	.204	3 tied	44			

## PROSPECT WATCH


### TOP 30 PROSPECTS BY *BASEBALL AMERICA*

1. RHP Daniel Espino <sup>AA</sup>	16. 2B Juan Brito <sup>A</sup>
2. RHP Gavin Williams <sup>AA</sup>	17. RHP Cody Morris <sup>MLB</sup>
3. C Bo Naylor <sup>MLB</sup>	18. LHP Joey Cantillo <sup>AA</sup>
4. OF George Valera <sup>AAA</sup>	19. LHP Parker Messick <sup>---</sup>
5. SS Brayan Rocchio <sup>AAA</sup>	20. OF Jhonkensy Noel <sup>AAA</sup>
6. LHP Logan Allen <sup>AAA</sup>	21. 3B Gabriel Rodriguez <sup>A+</sup>
7. RHP Tanner Bibee <sup>AA</sup>	22. RHP Xzavion Curry <sup>MLB</sup>
8. SS Angel Martinez <sup>AA</sup>	23. SS Angel Genao <sup>A</sup>
9. OF Chase DeLauter <sup>---</sup>	24. OF Richie Palacios <sup>MLB</sup>
10. OF Will Brennan <sup>MLB</sup>	25. OF Petey Halpin <sup>A+</sup>
11. MI Tyler Freeman <sup>MLB</sup>	26. RHP Hunter Gaddis <sup>MLB</sup>
12. SS Gabriel Arias <sup>MLB</sup>	27. LHP Doug Nikhazy <sup>AA</sup>
13. RHP Justin Campbell <sup>---</sup>	28. RHP Tanner Burns <sup>AA</sup>
14. SS Jose Tena <sup>AAA</sup>	29. OF Will Benson <sup>MLB</sup>
15. 2B Jake Fox <sup>A</sup>	30. C Bryan Lavastida <sup>MLB</sup>

### BEST TOOLS BY *BASEBALL AMERICA*


Hitter for Average	Tyler Freeman
Power Hitter	Jhonkensy Noel
Strike Zone Discipline	Angel Martinez
Fastest Baserunner	Isaiah Greene
Athlete	Will Benson
Fastball	Daniel Espino
Curveball	Gavin Williams
Slider	Daniel Espino
Changeup	Logan Allen
Control	Tanner Bibee
Defensive Catcher	Bo Naylor
Defensive Infielder	Brayan Rocchio
Infield Arm	Gabriel Arias
Defensive Outfielder	Will Brennan
Outfield Arm	Jonathan Rodriguez

### Past Prospects



Steven Kwan (#27, 2022)

Kwan won a Gold Glove in 2022, his rookie season, while also finishing 3rd in ROY voting.



Shane Bieber (#5, 2018)

Bieber won his first career Gold Glove in 2022 and finished 7th in the Cy Young vote.




Francisco Lindor (#1, 2015)

Lindor was named Second Team All-MLB in 2022, setting a career best with 107RBI.




Jose Ramirez (#9, 2014)

Ramirez earned an All-Star nod in 2022 and picked up his 4th Silver Slugger.



Michael Brantley (#9, 2009)

Brantley enters the 2023 season as MLB's active leader in LF fielding percentage (.994).



Robinson Cano (#2, 2005)

Cano added 20G at 2B last season, ranking 7th in MLB history with 2,178G at 2B.

# CLEVELAND GUARDIANS

2401 Ontario Street  
Cleveland, OH 44115  
Phone: (216) 420-4200  
Fax: (216) 420-4396  
cleguardians.com

**President:** Chris Antonetti  
**General Manager:** Mike Chernoff  
**PR/Media Contact:** Bart Swain  
**First Season:** 1901  
**League:** American League  
**2023 Season:** March 30 - October 1



Terry Francona

**Manager:** Terry Francona (11th year, 845-671)  
**Pitching Coach:** Carl Willis (6th year)  
**Asst. Pitching Coach:** Joe Torres (2nd year)  
**Hitting Coach:** Chris Valaika (2nd year)  
**Asst. Hitting Coach:** Victor Rodriguez (6th year)

## 2022 STANDINGS

EAST	W	L	PCT	GB
New York*	99	63	.611	-
Toronto <sup>WC</sup>	92	70	.568	7.0
Tampa Bay <sup>WC</sup>	86	76	.531	13.0
Baltimore	83	79	.512	16.0
Boston	78	84	.481	21.0

CENTRAL	W	L	PCT	GB
Cleveland	92	70	.568	-
Chicago	81	81	.500	11.0
Minnesota	78	84	.481	14.0
Detroit	66	96	.407	26.0
Kansas City	65	97	.401	27.0

WEST	W	L	PCT	GB
Houston*	106	56	.654	-
Seattle <sup>WC</sup>	90	72	.556	16.0
Los Angeles	73	89	.451	33.0
Texas	68	94	.420	38.0
Oakland	60	102	.370	46.0

\* Division Winner, WC- Wild Card Winner

## Progressive Field



**Opened:** 1994  
**Surface:** Grass  
**Capacity:** 43,545  
**Dimensions:** LF-325, CF-405, RF-325

## 2023 Field Staff

**Bench Coach:** DeMarlo Hale (3rd year)  
**Bullpen Coach:** Rigo Beltran (1st year)  
**First Base Coach:** Sandy Alomar (14th year)  
**Third Base Coach:** Mike Sarbaugh (11th year)  
**Staff Assistant:** Armando Camacaro (14th year)  
**Staff Assistant:** JT Maguire (1st season)  
**Staff Assistant:** Ricky Pacione (10th year)  
**Staff Assistant:** Jason Esposito (1st year)  
**Head Trainer:** James Quinlan (10th year)

## SCOUTING AND PLAYER DEVELOPMENT

**Executive VP, Assistant GM:** Matt Forman  
**Assistant GM:** Sky Andrecheck  
**Assistant GM:** Eric Binder  
**Assistant GM:** James Harris  
**Senior VP, Scouting:** Paul Gillispie  
**Senior VP, Player Acquisitions:** Victor Wang  
**VP, Baseball Operations:** Alex Merberg

## COMMUNICATIONS

**Director, Baseball Information:** Bart Swain  
**Director, Communications:** Court Berry-Tripp  
**Asst. Dir., Communications:** Austin Controulis

# CLEVELAND INDIANS

BATTERS	G	AVG	AB	R	H	2B	3B	HR	RBI	BB	K	SB	CS	OBP	SLG	SAC	SF	HBP	DP
Gabriel Arias	16	.191	47	9	9	1	1	1	5	8	16	1	0	.321	.319	1	0	1	1
Will Benson	28	.182	55	8	10	1	0	0	3	3	19	0	0	.250	.200	1	0	2	1
Bobby Bradley	8	.118	17	1	2	0	0	0	0	0	9	0	0	.118	.118	0	0	0	0
Will Brennan	11	.357	42	6	15	1	1	1	8	2	4	2	1	.400	.500	0	0	1	0
Alex Call	12	.167	12	2	2	0	0	0	0	4	0	0	0	.375	.167	0	0	0	0
Yu Chang	4	.000	10	0	0	0	0	0	0	0	7	0	0	.000	.000	0	0	0	0
Ernie Clement	64	.200	145	18	29	3	0	0	6	11	24	0	1	.264	.221	2	1	2	3
Tyler Freeman	24	.247	77	9	19	3	0	0	3	4	11	1	0	.314	.286	0	1	4	2
Andres Gimenez	146	.297	491	66	146	26	3	17	69	34	112	20	3	.371	.466	4	3	25	9
Oscar Gonzalez	91	.296	362	39	107	27	0	11	43	15	75	1	2	.327	.461	0	2	3	6
Austin Hedges	105	.163	294	26	48	4	0	7	30	25	78	2	0	.241	.248	10	3	6	12
Nolan Jones	28	.244	86	10	21	5	0	2	13	8	31	0	0	.309	.372	0	0	0	2
Steven Kwan	147	.298	563	89	168	25	7	6	52	62	60	19	5	.373	.400	2	4	7	9
Bryan Lavastida	6	.083	12	0	1	0	0	0	0	3	4	0	0	.267	.083	0	0	0	0
Sandy Leon	9	.133	15	0	2	0	0	0	0	6	4	0	0	.381	.133	0	0	0	1
Luke Maile	76	.221	181	19	40	10	0	3	17	19	54	0	0	.301	.326	0	3	3	6
Oscar Mercado	54	.208	120	17	25	6	1	4	16	5	28	2	2	.244	.375	0	1	1	4
Owen Miller	130	.243	424	53	103	26	1	6	51	32	93	2	0	.301	.351	0	9	7	8
Bo Naylor	5	.000	8	0	0	0	0	0	0	0	5	0	0	.000	.000	0	0	0	0
Josh Naylor	122	.256	449	47	115	28	0	20	79	38	80	6	1	.319	.452	0	5	6	13
Richie Palacios	54	.232	112	7	26	6	0	0	10	9	20	2	0	.293	.286	0	1	1	2
Jose Ramirez	157	.280	601	90	168	44	5	29	126	69	82	20	7	.355	.514	0	9	6	5
Franmil Reyes	70	.213	263	24	56	9	0	9	28	14	104	2	0	.254	.350	0	2	1	8
Amed Rosario	153	.283	637	86	180	26	9	11	71	25	111	18	4	.312	.403	0	4	4	19
Myles Straw	152	.221	535	72	118	22	3	0	32	54	87	21	1	.291	.273	2	4	1	4
Team Total	162	.254	5558	698	1410	273	31	127	662	450	1122	119	27	.316	.383	22	52	81	115

PITCHERS	W-L	ERA	G	GS	CG	SHO	SV	SVO	IP	H	R	ER	HR	HB	BB	K	AVG
Logan Allen	1-0	4.50	4	0	0	0	0	0	6.0	9	3	3	0	1	3	6	.346
Shane Bieber	13-8	2.88	31	31	1	0	0	0	200.0	172	70	64	18	2	36	198	.230
Anthony Castro	0-0	7.43	12	0	0	0	0	1	13.1	19	15	11	5	0	10	12	.345
Aaron Civale	5-6	4.92	20	20	0	0	0	0	97.0	93	58	53	14	7	22	98	.249
Emmanuel Clase	3-4	1.36	77	0	0	0	42	46	72.2	43	18	11	3	1	10	77	.167
Ernie Clement	0-0	18.00	2	0	0	0	0	0	2.0	6	4	4	2	0	0	0	.600
Xzavien Curry	0-1	5.79	2	2	0	0	0	0	9.1	13	7	6	1	1	6	3	.325
Enyel De Los Santos	5-0	3.04	50	0	0	0	1	2	53.1	40	18	18	3	2	17	61	.208
Hunter Gaddis	0-2	18.41	2	2	0	0	0	0	7.1	15	15	15	7	0	3	5	.405
Ian Gibaut	0-0	0.00	1	0	0	0	0	0	1.1	1	0	0	0	1	0	0	.200
Anthony Gose	3-0	4.71	22	0	0	0	0	1	21.0	15	13	11	4	1	14	28	.197
Sam Hentges	3-2	2.32	57	0	0	0	1	1	62.0	41	17	16	3	3	19	72	.186
James Karinchak	2-0	2.08	38	0	0	0	3	4	39.0	22	9	9	2	1	21	62	.161
Sandy Leon	0-0	0.00	1	0	0	0	0	0	2.0	0	0	0	0	0	0	0	.000
Kirk McCarty	4-3	4.54	13	2	0	0	0	1	37.2	37	23	19	11	1	13	26	.259
Triston McKenzie	11-11	2.96	31	30	0	0	0	0	191.1	138	65	63	25	5	44	190	.201
Eli Morgan	5-3	3.38	50	1	0	0	0	4	66.2	46	29	25	10	2	13	72	.192
Cody Morris	1-2	2.28	7	5	0	0	0	0	23.2	21	8	6	3	0	12	23	.241
Konnor Pilkington	1-2	3.88	15	11	0	0	0	0	58.0	53	30	25	6	2	32	50	.238
Zach Plesac	3-12	4.31	25	24	0	0	0	0	131.2	136	74	63	19	5	38	100	.260
Cal Quantrill	15-5	3.38	32	32	0	0	0	0	186.1	178	78	70	21	10	47	128	.254
Yohan Ramirez	0-0	4.50	1	0	0	0	0	0	2.0	3	1	1	0	1	1	1	.333
Nick Sandlin	5-2	2.25	46	0	0	0	0	3	44.0	27	13	11	2	3	24	41	.176
Bryan Shaw	6-2	5.40	60	2	0	0	1	1	58.1	58	38	35	9	4	26	52	.252
Trevor Stephan	6-5	2.69	66	0	0	0	0	3	63.2	57	24	19	3	4	18	82	.238
Tanner Tully	0-0	6.00	3	0	0	0	0	0	6.0	8	4	4	1	0	6	2	.333
Alex Young	0-0	0.00	1	0	0	0	0	0	0.1	1	0	0	0	0	0	1	.500
Team Total	92-70	3.46	162	162	1	8	51	69	1456.0	1252	634	560	172	57	435	1390	.230

# AKRON RUBBERDUCKS

300 South Main Street • Akron, OH 44308

(330) 253-5151 • akronrubberducks.com

Media Contact:

Jimmy Farmer

Radio:

Marco LaNave



Ballpark:

Canal Park (1997)

Capacity:

7,630

Dimensions:

LF-331, CF-400, RF-337

Last Season:

79-59 (2nd, EL West)

League Titles:

6 (2021)

Affiliated Since: 1989



## 2023 Field Staff

**Manager:**

Rouglas Odor (4th year, 213-184)

**Pitching Coach:**

Brad Goldberg (1st year)

**Hitting Coach:**

Mike Mergenthaler (1st year)

**Coach:**

Ian Forster (1st year)

**Bench Coach:**

Daniel Robertson (1st year)

**Trainer:**

Jake Legan (3rd year)

**S&C Coach:**

Mo Cuevas (1st year)

- Rouglas Odor was the hitting coach for Columbus from 2015-17

- Daniel Robertson played for Columbus in 2017

## 2022 STANDINGS

NORTHEAST	W	L	PCT	GB
Somerset <sup>1h</sup>	83	53	.610	-
Hartford	77	60	.562	6.5
Portland <sup>2h</sup>	75	63	.543	9.0
Reading	61	77	.442	23.0
New Hampshire	59	79	.428	25.0
Binghamton	53	83	.390	30.0

SOUTHWEST	W	L	PCT	GB
Erie <sup>2h</sup>	80	58	.580	-
Akron	79	59	.572	1.0
Altoona	71	66	.518	8.5
Bowie	68	70	.493	12.0
Richmond <sup>1h</sup>	66	71	.482	13.5
Harrisburg	52	85	.380	27.5

1h- First Half Winner, 2h- Second Half Winner

### Eastern League Playoffs

Somerset over Portland, 2-0

Erie over Richmond, 2-0

Somerset over Erie, 2-1

Despite owning the 3rd best record in the Eastern League, Akron missed out on the playoffs in 2022. Finishing the the first half at 40-29, the RubberDucks lost a tie-breaker to Richmond for the first half crown. On the back end of the season, Akron was 39-30, finishing 2.0 back of a playoff spot.

As a team, Akron ranked 10 of 12 in hitting (.234) and 11th in homers (126), but managed to score the 7th most runs in the EL (641). The pitching staff ranked 3rd with a 3.92ERA, while pacing the circuit in both saves (46; EL-best 25-18 in 1-run contests) and strikeouts (1,408).

Individually, Micah Pries was twice named Batter of the Week (6/26, 7/3) and also garnered Player of the Month for June. On the mound, Daniel Espino (4/24), Hunter Gaddis (5/22), Logan Allen (6/19) and Tanner Bibee (7/31) took home Pitcher of the Week honors, with Pitcher of the Month going to Joey Cantillo (May), Allen (June) and Bibee (August).

Bibee was named the EL Pitcher of the Year and was joined on the postseason All-Star Team by Cantillo (LHP) and George Valera (OF).

# LAKE COUNTY CAPTAINS

35300 Vine Street • Eastlake, OH 44095

(440) 975-8085 • captainsbaseball.com

Media Contact:

Radio:



Ballpark: Classic Park (2003)

Capacity: 7,273

Dimensions: LF-320, CF-400, RF-320

Last Season: 76-53 (1st, MWL East)

League Titles: 1 (2010)

Affiliated Since: 1991



## 2023 Field Staff

<b>Manager:</b>	Omir Santos (1st year, 0-0)
<b>Pitching Coach:</b>	Kevin Erminio (1st year)
<b>Hitting Coach:</b>	Jordan Becker (1st year)
<b>Bench Coach:</b>	Kyle Lindquist (1st year)
<b>Trainer:</b>	Matt Beauregard (3rd year)
<b>S&amp;C Coach:</b>	Luis Rios (2nd year)

- Omir Santos played for Columbus from 2012-13 and coached in Columbus in 2016
- Kyle Lindquist was the Bench Coach for Columbus in 2022

## 2022 STANDINGS

<u>EAST</u>	<u>W</u>	<u>L</u>	<u>PCT</u>	<u>GB</u>
Lake County <sup>2h</sup>	76	53	.589	-
Great Lakes <sup>1h</sup>	76	55	.580	1.0
West Michigan	72	59	.550	5.0
Dayton	67	61	.523	8.5
Lansing	54	77	.412	23.0
Fort Wayne	50	80	.385	26.5

<u>WEST</u>	<u>W</u>	<u>L</u>	<u>PCT</u>	<u>GB</u>
Cedar Rapids <sup>1h</sup>	73	58	.557	-
South Bend <sup>2h</sup>	73	58	.557	-
Wisconsin	69	60	.535	3.0
Beloit	62	67	.481	10.0
Peoria	56	76	.424	17.5
Quad Cities	54	78	.409	19.5

1h- First Half Winner, 2h- Second Half Winner

## Midwest League Playoffs

Lake County over Great Lakes, 2-1

South Bend over Cedar Rapids, 2-1

South Bend over Lake County, 2-1

Following a 35-31 first half that saw them finish 5.0 out of the division lead, Lake County rallied to a 41-22 record in the second half, edging out West Michigan by a game to claim a playoff spot. In securing the full season best record, the Captains were one of four Midwest League teams to play over .500 in both halves.

Lake County finished 4th in the MWL in both hitting (.238) and homers (139), but finished six of 12 in the league with 607 runs scored. The team's strength was its pitching staff, ranking 2nd in ERA (3.70) and 3rd in strikeouts (1,268).

Johnathan Rodriguez (Batter, 8/14) and Rodney Boone (Pitcher, 9/11) were the only weekly award winners for Lake County, with Rodriguez also nabbing Player of the Month for July. Additionally, Rodriguez was named to the Postseason All-Star Team, the only Captain so honored.

After coming back from a 1-0 deficit to advance from the semi-finals, Lake County's quest for their second Midwest League title was stymied by South Bend when they lost a pair of home games following a 1-0 series lead.



# LYNCHBURG HILLCATS

3180 Fort Avenue • Lynchburg, VA 24501

(434) 528-1144 • lynchburg-hillcats.com

Media Contact:

Radio:



Ballpark: Bank of James Std. (1940)

Capacity: 4,281

Dimensions: LF-325, CF-390, RF-325

Last Season: 63-68 (5th, CAR North)

League Titles: 8 (2017)

Affiliated Since: 2015



## 2023 Field Staff

**Manager:**

Jordan Smith (1st year, 0-0)

**Pitching Coach:**

Tony Arnold (1st year)

**Hitting Coach:**

Ordemar Valdez (1st year)

**Bench Coach:**

Yan Rivera (1st year)

**Trainer:**

Franklin Sammons (2nd year)

**S&C Coach:**

TBD

- Jordan Smith played for Columbus from 2016-17
- Tony Arnold was the Pitching Coach for Columbus from 2013-14

## 2022 STANDINGS

NORTH	W	L	PCT	GB
Fredericksburg <sup>2h</sup>	75	55	.577	-
Carolina	69	62	.527	6.5
Down East	65	66	.496	10.5
Salem	64	66	.492	11.0
Lynchburg <sup>1h</sup>	63	68	.481	12.5
Delmarva	49	81	.377	26.0
SOUTH	W	L	PCT	GB
Charleston <sup>2h</sup>	88	44	.667	-
Myrtle Beach <sup>1h</sup>	78	53	.595	9.5
Augusta	69	62	.527	18.5
Kannapolis	58	74	.439	30.0
Fayetteville	55	75	.423	32.0
Columbia	52	79	.397	35.5

1h- First Half Winner, 2h- Second Half Winner

### Carolina League Playoffs

Lynchburg over Fredericksburg, 2-1

Charleston over Myrtle Beach, 2-0

Charleston over Lynchburg, 2-0

The Hillcats finished with the 8th best record in the Carolina League, but snuck into the playoffs thanks to a 35-31 first half that saw them top Salem on a tie-breaker. A 28-37 second half tied for the worst record in the North.

Lynchburg's offense checked in at 8th in hitting (.233) and dead last among 12 teams with only 50HR. However, their 624 runs scored came in 7th. Hillcat pitchers put forth the 4th best ERA in the league (4.26), ranking 3rd in strikeouts (1,347) and issuing the 2nd fewest walks (469).

Milan Tolentino was tabbed as Batter of the Week once (5/22), while Pitcher of the Week went to Rodney Boone (5/15), Will Dion (5/29, 8/21), Jack Leftwich (6/12) and Ryan Webb (9/11). Dion was also selected as the Pitcher of the Month for August, named to the Postseason All-Star Team and won Pitcher of the Year.

In the Carolina League Playoffs, Lynchburg lost the first game of the semis, before turning in back to back 3-run victories. However, their luck ran out in the Championship, as they fell by scores of 7-5 and 6-2.





Will Brennan made both his Triple-A and Major League debut in 2022. During his time in the IL (5/27-9/20), he led the league in doubles (28) and was 2nd in RBI (68).



# INTERNATIONAL LEAGUE

## 2022 Wrapup

### 2022 STANDINGS

<u>EAST</u>	<u>W</u>	<u>L</u>	<u>PCT</u>	<u>GB</u>	<u>WEST</u>	<u>W</u>	<u>L</u>	<u>PCT</u>	<u>GB</u>
Durham*	86	64	.573	-	Nashville*	91	58	.611	-
Scranton/WB	83	67	.553	3.0	Toledo	87	63	.580	4.5
Jacksonville	80	69	.537	5.5	Columbus	85	64	.570	6.0
Buffalo	76	72	.514	9.0	Indianapolis	74	75	.497	17.0
Lehigh Valley	76	72	.514	9.0	St. Paul	74	75	.497	17.0
Worcester	75	73	.507	10.0	Memphis	73	77	.487	18.5
Norfolk	74	76	.493	12.0	Omaha	71	78	.477	20.0
Rochester	67	81	.453	18.0	Gwinnett	69	79	.466	21.5
Syracuse	64	85	.430	21.5	Iowa	68	81	.456	23.0
Charlotte	58	92	.387	28.0	Louisville	60	90	.400	31.5

\*- Division Winner

WC- Wild Card Winner

### 2022 PLAYOFFS

#### Triple-A National Championship

9/30- Reno 6, El Paso  
10/1- Durham 13, Nashville 0  
10/2- Durham 10, Reno 6

### 2022 AWARD WINNERS

<u>Most Valuable Player</u>	<u>Week</u>	<u>Batter of the Week</u>	<u>Pitcher of the Week</u>
Jonathan Aranda, DUR	4/10	Franchy Cordero, WOR	Nick Allgeyer, BUF
	4/17	Luis Garcia, ROC	Kyle Bradish, NOR
<b>Pitcher of the Year</b>	4/24	Darick Hall, LHV	Matthew Liberatore, MEM
Greg Weissert, SWB	5/1	Darick Hall, LHV	Johan Oviedo, MEM
	5/8	Chadwick Tromp, GWN	Kyle Hart, WOR
<b>Top MLB Prospect</b>	5/15	Robel Garcia, IOW	Chi Chi Gonzalez, STP
Gunnar Henderson, NOR	5/22	Kyle Stowers, NOR	Thomas Hatch, BUF
	5/29	Vinnie Pasquantino, OMA	Grayson Rodriguez, NOR
<b>Manager of the Year</b>	6/5	Alex Kirilloff, STP	Casey Lawrence, BUF
Rick Sweet, NAS	6/12	Will Brennan, COL	Josh Winckowski, WOR
	6/19	Daniel Palka, SYR	Shaun Anderson, BUF
<b>All-Star Team</b>	6/26	Travis Blankenhorn, SYR	Ethan Small, NAS
RHS- Grayson Rodriguez, NOR	7/3	Estevan Florial, SWB	Matt Krook, SWB
LHS- Kyle Muller, GWN	7/10	Gosuke Katoh, SYR	Cade Cavalli, ROC
RP- Greg Weissert, SWB	7/17	Paul DeJong, MEM	DL Hall, NOR
C- Bo Naylor, COL	7/31	Otto Lopez, BUF	Robert Dugger, LOU
1B- Jonathan Aranda, DUR	8/7	Kerry Carpenter, TOL	Dereck Rodriguez, STP
2B- Miles Mastrobuoni, DUR	8/14	Willians Astudillo, JAX	Clarke Schmidt, SWB
3B- Mark Vientos, SYR	8/21	Mark Vientos, SYR	Peyton Battenfield, COL
SS- Gunnar Henderson, NOR	8/28	Freddy Fermin, OMA	Trevor Rogers, JAX
OF- Will Benson, COL	9/4	Enmanuel Valdez, WOR	Bruce Zimmermann, NOR
OF- Alec Bursleson, MEM	9/11	Taylor Motter, GWN	Luis Ortiz, IND
OF- Josh Lowe, DUR	9/18	Corey Joyce, TOL	Ariel Jurado, STP
DH- Mark Payton, CLT	9/25	Brent Rooker, OMA	Jose Butto, SYR

## 2022 TEAM STATISTICS

BATTING	AVG	G	R	H	2B	3B	HR	RBI	BB	K	SB	CS	OBP	SLG	SAC	SF	HBP	DP
NAS	.268	149	809	1346	280	22	169	759	653	1288	192	42	.355	.433	7	44	56	97
MEM	.263	150	792	1322	233	22	197	733	584	1250	153	38	.345	.436	3	45	73	126
DUR	.261	150	813	1320	281	25	212	765	580	1466	152	46	.342	.451	11	36	66	98
CHA	.258	150	733	1307	236	20	177	685	478	1212	123	62	.328	.418	8	36	66	121
COL	.258	149	855	1294	267	29	190	805	633	1145	107	31	.350	.436	25	50	107	105
JAX	.257	149	744	1291	249	27	183	691	514	1311	114	25	.333	.427	4	43	81	103
IND	.255	149	749	1262	271	44	138	683	607	1393	157	43	.340	.411	12	44	57	99
ROC	.254	148	688	1251	248	38	133	651	480	1228	153	38	.326	.400	20	47	69	90
IOW	.253	149	696	1266	269	25	149	652	499	1312	119	34	.329	.406	18	42	84	90
OMA	.250	149	801	1234	276	25	194	752	586	1352	188	37	.338	.434	12	47	95	94
SWB	.249	150	689	1212	270	18	173	638	519	1277	172	36	.330	.418	8	37	86	99
LHV	.248	148	726	1201	275	20	136	666	633	1272	152	37	.342	.398	19	34	70	96
LOU	.248	150	643	1249	246	24	146	603	457	1319	94	31	.318	.393	10	36	79	108
STP	.247	149	812	1239	268	27	194	758	640	1405	136	29	.338	.427	4	29	66	111
WOR	.246	148	733	1197	276	22	181	687	595	1391	110	33	.336	.424	4	41	79	72
BUF	.246	148	666	1169	228	24	104	614	640	1253	173	41	.342	.370	8	37	73	111
NOR	.244	150	801	1200	254	31	175	748	663	1386	138	39	.344	.415	10	37	106	109
TOL	.243	150	729	1202	291	29	165	677	611	1389	130	50	.332	.414	11	49	74	72
GWN	.239	148	632	1147	233	16	132	591	516	1272	125	27	.316	.377	6	54	47	123
SYR	.239	149	730	1172	225	13	170	677	549	1392	132	36	.326	.394	13	23	95	110

PITCHING	W-L	ERA	CG	SHO	SV	IP	H	R	ER	HR	HB	BB	K	AVG
SWB	83-67	3.89	0	11	40	1288.0	1114	634	556	152	89	544	1402	.231
NAS	91-58	4.02	1	10	39	1304.2	1184	641	583	142	69	530	1265	.241
BUF	76-72	4.19	2	11	40	1264.0	1128	663	589	178	84	485	1272	.237
JAX	80-69	4.19	0	12	38	1300.1	1184	680	606	153	81	524	1291	.242
TOL	87-63	4.32	0	9	39	1311.2	1266	686	629	167	52	519	1281	.252
GWN	69-79	4.37	1	8	35	1277.2	1197	675	620	160	71	476	1421	.246
DUR	86-64	4.38	0	10	38	1319.2	1289	722	642	198	68	470	1316	.254
COL	85-64	4.40	1	10	36	1309.2	1203	709	640	154	70	574	1365	.242
WOR	75-73	4.40	3	9	32	1270.2	1169	697	621	117	78	543	1411	.243
IND	74-75	4.58	1	6	33	1287.2	1197	763	655	153	89	591	1256	.243
MEM	73-77	4.66	1	8	32	1311.0	1328	746	679	178	75	535	1291	.262
ROC	67-81	4.70	1	10	30	1283.2	1204	737	670	148	59	591	1341	.246
IOW	68-81	4.78	0	7	32	1296.1	1217	758	688	164	91	672	1367	.246
OMA	71-78	4.83	1	6	28	1287.0	1286	788	690	196	67	570	1216	.258
LHV	76-72	4.85	1	4	32	1274.1	1236	741	687	138	100	679	1261	.255
STP	74-75	4.94	0	4	31	1302.0	1257	798	715	187	91	566	1332	.253
LOU	60-90	4.97	0	5	34	1313.2	1345	813	725	170	73	660	1307	.264
NOR	74-76	4.98	3	8	31	1293.0	1314	804	716	164	69	620	1380	.262
SYR	64-85	5.16	0	6	35	1284.1	1313	828	737	172	84	609	1266	.264
CHA	58-92	6.05	0	2	30	1301.1	1450	957	875	227	69	679	1272	.281

### For the Team

Columbus led the International League in times being hit by pitch last season, while also establishing a club record (107). Heading into the final series, the Clippers trailed Norfolk by a pair, but Brayan Rocchio and Nolan Jones each leaned into one in game #147, while Jose Fermin got plunked in the season finale to pull ahead. Despite appearing in only 72G, Tyler Freeman took 19HBP, the 2nd most on the IL leaderboard.

## 2022 TEAM STATISTICS/LEAGUE LEADERS

DEFENSE	PCT	G	PO	A	E	TC	DP	TP	PB	SB	CS	CS%
NAS	.985	149	3914	1326	78	5318	126	0	19	127	41	24.4
TOL	.984	150	3935	1307	87	5329	114	0	20	97	41	29.7
MEM	.984	150	3934	1354	88	5376	133	0	18	131	37	22.0
LHV	.982	148	3823	1355	96	5274	134	0	17	164	53	24.4
WOR	.981	148	3812	1222	95	5129	117	0	26	110	33	23.1
GWN	.981	148	3835	1335	101	5271	105	1	17	187	34	15.4
JAX	.981	149	3901	1354	103	5358	149	1	10	120	39	24.5
IOW	.980	149	3892	1261	105	5258	119	0	20	176	37	17.4
ROC	.980	148	3851	1261	105	5217	114	0	13	160	32	16.7
SWB	.980	150	3864	1225	105	5194	97	0	10	190	31	14.0
COL	.979	149	3929	1304	110	5343	122	0	20	109	34	23.8
BUF	.979	148	3792	1245	106	5143	95	0	17	128	48	27.3
LOU	.979	150	3942	1235	109	5286	126	1	15	179	39	17.9
CHA	.979	150	3904	1376	114	5394	141	0	16	127	41	24.4
STP	.978	149	3906	1306	119	5331	121	0	20	152	38	20.0
DUR	.977	150	3959	1252	120	5331	136	0	19	149	34	18.6
OMA	.977	149	3862	1383	122	5367	123	0	13	91	32	26.0
IND	.976	149	3863	1355	127	5345	124	0	15	141	29	17.1
SYR	.974	149	3853	1363	139	5355	136	0	18	155	48	23.6
NOR	.973	150	3879	1187	140	5206	120	0	26	127	34	21.1

## 2022 LEAGUE LEADERS

Average			Hits			ERA			IP		
A. Burleson	MEM	.331	Mastrobuoni	DUR	152	C. Lawrence	BUF	2.79	P. Battenfield	COL	153.2
J. Aranda	DUR	.318	A. Stevenson	ROC	152	C. Boushley	NAS	3.25	A. Cox	OMA	147.1
W. Brennan	COL	.316	B. Turang	NAS	152	K. Muller	GWN	3.41	M. Kent	JAX	144.1
D. Blanco	OMA	.301	A. Burleson	MEM	143	P. Battenfield	COL	3.63	M. Krook	SWB	138.2
Mastrobuoni	DUR	.300	M. Payton	CHA	138	L. Verrett	ROC	3.80	T. Parsons	MEM	135.2
HR			Doubles			Wins			Losses		
T. Gray	DUR	33	J. Lester	TOL	39	C. Boushley	NAS	12	T. Myers	CHA	15
J. Lester	TOL	29	Mastrobuoni	DUR	32	T. Parsons	MEM	12	C. Thomas	MEM	12
D. Hall	LHV	28	4 tied		31	M. Krook	SWB	10	M. Kent	JAX	11
B. Hicklen	OMA	28				6 tied		9	J. Parke	CHA	11
D. Palka	SYR	26							R. Wynne	LOU	11
RBI			Triples			Saves			Games		
J. Lester	TOL	99	B. Miller	JAX	9	F. Cruz	LOU	23	A. Perez	CHA	59
M. Payton	CHA	95	A. Stevenson	ROC	9	G. Weissert	SWB	18	M. Diaz	TOL	58
T. Gray	DUR	89	T. Swaggerty	IND	8	K. Ort	WOR	16	A. Baldonado	ROC	56
D. Hall	LHV	88	J. Cave	STP	7	M. Tonkin	GWN	16	Z. McAllister	MEM	56
2 tied		87	6 tied		6	J. Weems	ROC	16	3 tied		55
SB			OBP			Strikeouts			Walks		
D. Blanco	OMA	45	W. Benson	COL	.426	K. Muller	GWN	159	M. Krook	SWB	73
E. Florial	SWB	39	J. Aranda	DUR	.394	M. Krook	SWB	155	O. Bido	IND	64
A. Stevenson	ROC	39	K. Robertson	MEM	.393	J. Lindblom	NAS	133	C. Kilian	IOW	59
D. DeShields	GWN	35	Mastrobuoni	DUR	.377	B. Keller	WOR	126	E. Small	NAS	58
B. Hicklen	OMA	35	J. Singleton	NAS	.375	2 tied		125	2 tied		57
Runs			SLG			Average			HR Allowed		
Mastrobuoni	DUR	92	M. Payton	CHA	.539	T. Parsons	MEM	.204	T. Parsons	MEM	29
B. Turang	NAS	89	A. Burleson	MEM	.532	C. Lawrence	BUF	.206	R. Wynne	LOU	28
B. Hicklen	OMA	85	D. Hall	LHV	.528	C. Boushley	NAS	.226	E. McGee	DUR	24
M. Payton	CHA	85	K. Stowers	NOR	.527	M. Krook	SWB	.233	D. Mengden	OMA	24
2 tied		84	J. Aranda	DUR	.521	L. Verrett	ROC	.233	J. Parke	CHA	24



## 2022 HITTING STATISTICS

BATTERS	G	AVG	AB	R	H	2B	3B	HR	RBI	BB	K	SB	CS	OBP	SLG	SAC	SF	HBP	DP
Anthony Alford	8	.167	30	6	5	0	0	2	2	3	13	1	0	.242	.367	0	0	0	0
Gabriel Arias	77	.240	288	46	69	9	0	13	36	25	78	5	1	.310	.406	0	4	6	6
Will Benson	89	.278	316	75	88	20	3	17	45	75	91	16	4	.426	.522	2	1	7	5
Bobby Bradley	47	.174	167	24	29	10	0	7	30	19	74	0	1	.268	.359	0	7	5	0
Will Brennan	93	.316	393	53	124	28	3	9	68	33	53	15	1	.367	.471	0	5	2	7
Trenton Brooks	87	.273	293	46	80	21	1	11	48	41	55	1	0	.367	.464	2	1	3	7
Seth Caddell	3	.500	2	1	1	1	0	0	0	0	1	0	0	.500	1.000	0	0	0	0
Alex Call	71	.280	239	56	67	16	1	11	46	49	50	6	0	.418	.494	1	5	11	2
Yu Chang	6	.167	18	1	3	1	0	0	4	5	5	0	0	.333	.222	0	1	0	0
Ernie Clement	21	.238	80	13	19	2	1	4	17	6	8	0	0	.291	.438	1	0	0	3
Gavin Collins	41	.235	119	15	28	4	0	4	16	12	28	0	1	.326	.370	1	2	5	2
Jon Engelmänn	4	.250	16	2	4	2	0	0	1	1	4	0	0	.294	.375	0	0	0	0
Zac Fascia	1	.000	1	0	0	0	0	0	0	0	0	0	0	.000	.000	0	0	0	0
Jose Fermin	90	.215	270	60	58	11	0	6	31	42	46	9	4	.336	.322	6	3	9	3
Ike Freeman	13	.194	36	8	7	1	0	3	6	12	20	0	0	.396	.472	1	0	0	2
Tyler Freeman	72	.279	297	51	83	7	0	6	44	25	32	6	2	.371	.364	1	1	19	14
David Fry	119	.256	422	64	108	27	2	17	74	39	92	2	0	.329	.450	2	6	10	13
Oscar Gonzalez	41	.282	174	21	49	8	2	9	33	6	26	0	0	.308	.506	0	1	1	4
Daniel Johnson	17	.217	69	6	15	2	0	3	11	0	24	1	1	.217	.377	0	0	0	0
Nolan Jones	55	.276	214	44	59	11	1	9	43	31	64	4	1	.368	.463	1	1	1	5
Bryan Lavastida	39	.224	147	24	33	6	2	4	16	16	35	2	1	.315	.374	0	1	4	5
Sandy Leon	4	.250	12	2	3	0	0	1	4	4	2	0	0	.438	.500	0	0	0	0
Luke Maile	6	.563	16	6	9	2	0	2	6	4	3	0	0	.650	1.063	0	0	0	0
Osar Mercado	49	.281	167	25	47	7	3	5	31	18	28	9	4	.363	.449	0	1	4	3
Bo Naylor	66	.257	245	44	63	14	2	15	47	37	75	9	1	.366	.514	0	2	6	5
Josh Naylor	6	.200	20	4	4	2	0	0	5	5	0	0	0	.360	.300	0	0	0	1
Jhonkensy Noel	4	.176	17	2	3	1	0	0	0	1	7	0	0	.222	.235	0	0	0	0
Victor Nova	2	.143	7	0	1	1	0	0	0	0	3	0	0	.143	.286	0	0	0	0
Richie Palacios	45	.279	179	34	50	10	5	4	36	24	43	12	2	.371	.458	1	0	2	4
Franmil Reyes	8	.313	32	6	10	2	0	2	7	2	7	0	2	.343	.563	0	1	0	0
Mike Rivera	19	.204	49	5	10	0	1	0	8	8	17	0	0	.317	.245	0	2	1	1
Brayan Rocchio	33	.234	137	21	32	6	0	5	16	12	21	2	3	.298	.387	1	1	1	5
Eric Rodriguez	1	.000	4	0	0	0	0	0	0	0	3	0	0	.000	.000	0	0	0	0
Chris Roller	3	.333	6	1	2	0	0	0	0	2	1	1	0	.556	.333	0	0	1	0
Dan Schneemann	2	.000	7	0	0	0	0	0	0	1	2	0	0	.125	.000	0	0	0	0
Jose Tena	5	.368	19	7	7	2	0	1	2	4	4	0	0	.478	.632	0	0	0	0
Mitchell Tolman	112	.251	358	57	90	25	2	11	49	49	85	6	2	.350	.425	5	3	7	5
George Valera	42	.221	154	25	34	8	0	9	23	22	45	0	0	.324	.448	0	1	2	3
<b>Team Total</b>	<b>149</b>	<b>.258</b>	<b>5020</b>	<b>855</b>	<b>1294</b>	<b>267</b>	<b>29</b>	<b>190</b>	<b>805</b>	<b>633</b>	<b>1145</b>	<b>107</b>	<b>31</b>	<b>.350</b>	<b>.436</b>	<b>25</b>	<b>50</b>	<b>107</b>	<b>105</b>

### Bat on the Ball

The Clippers struck out 1,145 times in 2022, a number that was fewest in the International League by 67 (though it was still the 6th highest total in franchise history). Individually, Tyler Freeman ranked among the IL leaders in PA/K (10.7) before his promotion to the Majors. Also of note were Ernie Clement (10.9), Will Brennan (8.1), Brayan Rocchio (7.2), Jose Fermin (7.1) and Trenton Brooks (6.2).

From 2017-19 Columbus led the IL in strikeouts each season, putting up the 1st (1,392 in 2019), 2nd (1,297 in 2017) and 3rd (1,290 in 2018) highest totals in franchise history. The Clippers have had at least 1,000K in each of the last 11 seasons (just once in the first 34 seasons, 2008).

### Top Hit Streaks

Brennan	13	9/6-c
Benson	13	7/13-c
Palacios	12	4/24-7/15
Brennan	12	6/22-7/4
Benson	11	6/29-7/11
Gonzalez	11	5/6-5/18

### Top On-Base Streaks

Benson	25	6/7-7/11
Palacios	21	4/21-7/28
Freeman	21	6/5-7/1
Call	18	4/12-5/17
Bradley	17	5/28-6/18

## 2022 PITCHING STATISTICS

PITCHERS	W-L	ERA	G	GS	CG	SHO	SV	SVO	IP	H	R	ER	HR	HB	BB	K	AVG
Logan Allen	4-4	6.49	14	14	0	0	0	0	59.2	64	45	43	8	2	29	73	.269
Jaime Arias	0-0	5.40	2	1	0	0	0	0	3.1	2	2	2	0	1	2	4	.182
Peyton Battenfield	8-6	3.63	28	28	0	0	0	0	153.2	138	67	62	17	2	57	109	.240
Robert Broom	2-1	7.71	16	0	0	0	0	0	16.1	16	14	14	2	2	11	10	.267
Seth Caddell	0-0	27.00	1	0	0	0	0	0	1.0	2	3	3	0	0	2	0	.400
Anthony Castro	1-3	3.94	28	0	0	0	3	4	29.2	25	15	13	2	2	20	39	.227
Aaron Civale	0-0	4.73	4	4	0	0	0	0	13.1	14	9	7	2	3	4	18	.264
Kevin Coulter	0-1	8.10	3	0	0	0	0	0	3.1	4	4	3	1	0	6	1	.333
Xzavien Curry	4-1	4.58	12	10	0	0	0	0	53.0	50	29	27	9	0	23	54	.244
Brett Daniels	2-2	7.16	11	0	0	0	0	0	16.1	19	15	13	1	0	8	15	.284
Enyel De Los Santos	1-0	4.91	4	0	0	0	2	2	3.2	4	2	2	1	0	2	8	.286
Zach Draper	3-0	3.55	10	2	0	0	0	0	12.2	12	6	5	2	3	4	8	.261
Nic Enright	4-0	2.68	29	1	0	0	1	3	37.0	30	12	11	5	0	6	50	.216
Hunter Gaddis	4-3	3.60	9	9	0	0	0	0	45.0	27	20	18	5	6	15	56	.171
Justin Garza	2-3	4.64	37	0	0	0	7	10	42.2	33	24	22	6	3	19	50	.220
Ian Gibaut	2-0	3.20	17	0	0	0	3	5	19.2	16	8	7	0	0	8	19	.229
Ian Hamilton	0-4	6.27	15	0	0	0	1	3	18.2	17	14	13	3	0	11	24	.236
Tim Herrin	1-3	4.98	34	2	0	0	1	2	47.0	46	28	26	6	3	17	64	.250
Jake Jewell	2-2	2.49	36	0	0	0	4	7	43.1	29	14	12	0	4	15	48	.182
James Karinchak	1-0	5.73	12	0	0	0	0	1	11.0	10	7	7	0	0	11	17	.244
Kevin Kelly	2-0	2.73	32	1	0	0	1	2	33.0	28	12	10	1	8	13	43	.220
Ben Krauth	3-1	4.43	18	0	0	0	2	2	22.1	14	11	11	3	1	8	23	.182
Eli Lingos	1-0	3.32	17	1	0	0	0	1	21.2	14	8	8	2	2	8	19	.187
Kyle Marman	0-0	8.10	2	0	0	0	0	1	3.1	2	3	3	2	0	1	4	.167
Kirk McCarty	4-1	3.38	17	8	0	0	0	1	61.1	57	27	23	11	1	23	53	.249
Nick Mikolajchak	5-2	3.04	47	0	0	0	6	8	50.1	38	20	17	3	0	29	50	.210
Andrew Misiaszek	3-1	3.64	25	3	0	0	0	3	29.2	29	13	12	3	2	17	42	.266
Eric Mock	0-0	0.00	2	0	0	0	0	0	1.2	0	0	0	0	1	1	0	.000
Cody Morris	0-0	2.35	6	3	0	0	1	1	15.1	5	4	4	2	0	6	30	.096
Tobias Myers	1-9	6.00	14	14	0	0	0	0	60.0	73	47	40	10	3	33	40	.296
Nathan Ocker	0-0	54.00	1	0	0	0	0	0	0.1	0	2	2	0	0	3	0	.000
Luis Oviedo	1-1	5.79	3	0	0	0	0	0	4.2	3	3	3	2	2	5	5	.176
Konnor Pilkington	3-5	5.88	13	12	0	0	0	0	56.2	59	40	37	8	3	26	58	.266
Aaron Pinto	3-2	4.91	28	1	0	0	1	2	36.2	42	24	20	5	1	20	46	.278
Zach Plesac	1-0	0.00	1	1	0	0	0	0	5.0	2	0	0	0	0	0	5	.118
Thomas Ponticelli	0-0	1.54	17	1	0	0	1	1	23.1	14	4	4	0	1	14	19	.182
Yohan Ramirez	1-0	4.35	11	0	0	0	0	0	10.1	3	5	5	0	3	10	13	.097
Nick Sandlin	0-0	8.31	5	0	0	0	0	0	4.1	3	4	4	1	0	4	3	.214
Adam Scott	4-3	6.33	37	13	0	0	1	2	75.1	79	59	53	13	5	45	84	.264
Tanner Tully	8-6	4.72	24	20	1	1	0	0	122.0	142	70	64	12	5	26	98	.288
Carlos Vargas	1-0	0.90	8	0	0	0	0	0	10.0	8	1	1	1	0	5	16	.222
Alex Young	3-0	3.66	30	0	0	0	1	2	32.0	30	14	13	5	1	7	47	.242
<b>Team Total</b>	<b>85-64</b>	<b>4.40</b>	<b>149</b>	<b>149</b>	<b>1</b>	<b>10</b>	<b>36</b>	<b>63</b>	<b>1309.2</b>	<b>1203</b>	<b>709</b>	<b>640</b>	<b>154</b>	<b>70</b>	<b>574</b>	<b>1365</b>	<b>.242</b>

### **Making Them Miss**

After the shortened 2021 season led to the fewest innings pitched by a Clipper staff, 2022's newly extended season led to a franchise record of innings pitched and, in turn, the most strikeouts ever recorded (1,365). Despite that gaudy number, the staff ranked 6th in the IL.

An inauspicious start to the season saw the Clippers in dead last through the first 70G (542K, 24 behind 19th). Beginning with a 17K outing at Omaha on 6/25, Columbus punched out 823 over the final 79G, good for the IL lead in that time frame (85 ahead of the next best total).

## 2022 DEFENSIVE STATISTICS

PLAYER	POS	PCT	G	PO	A	E	TC	DP	PB	PITCHER	PCT	G	PO	A	E	TC	DP
Alford, A	OF	.909	8	19	1	2	22	0		Allen, L	1.000	14	1	4	0	5	0
Arias, G	1B	.984	10	59	4	1	64	6		Arias, J	.000	2	0	0	0	0	0
	2B	1.000	2	1	5	0	6	0		Battenfield, P	.955	28	8	13	1	22	0
	3B	.897	14	7	19	3	29	2		Broom, R	1.000	16	1	2	0	3	0
	SS	.965	43	43	94	5	142	14		Caddell, S	.000	1	0	0	0	0	0
	OF	.875	7	14	0	2	16	0		Castro, A	.667	28	0	2	1	3	0
Benson, W	1B	1.000	3	16	2	0	18	4		Civale, A	1.000	4	0	1	0	1	0
	OF	.975	77	153	6	4	163	2		Coulter, K	1.000	3	0	1	0	1	1
Bradley, B	1B	1.000	36	288	12	0	300	31		Curry, X	1.000	12	1	3	0	4	0
Brennan, W	OF	.977	80	167	2	4	173	1		Daniels, B	1.000	11	1	2	0	3	0
Brooks, T	1B	.994	61	446	17	3	466	34		De Los Santos	1.000	4	0	1	0	1	0
	OF	1.000	6	7	1	0	8	1		Draper, Z	1.000	10	1	2	0	3	0
Call, A	OF	.983	57	115	3	2	120	1		Enright, N	1.000	29	1	3	0	4	0
Chang, Y	1B	1.000	2	8	0	0	8	1		Gaddis, H	.833	9	1	4	1	6	0
	2B	1.000	2	2	7	0	9	1		Garza, J	1.000	37	2	4	0	6	0
	3B	.750	1	2	1	1	4	0		Gibaut, I	.000	17	0	0	0	0	0
Clement, E	2B	.968	9	11	19	1	31	3		Hamilton, I	1.000	15	0	3	0	3	0
	3B	.909	8	5	15	2	22	0		Herrin, T	1.000	34	0	5	0	5	0
	SS	1.000	6	6	22	0	28	0		Jewell, J	1.000	36	3	6	0	9	0
Collins, G	C	1.000	27	195	11	0	206	3	6	Karinchak, J	.000	12	0	0	0	0	0
	1B	1.000	2	5	0	0	5	1		Kelly, K	1.000	32	2	7	0	9	0
Engelmann, J	OF	1.000	4	10	1	0	11	1		Krauth, B	.889	18	1	7	1	9	0
Fascia, Z	C	1.000	1	2	0	0	2	0	0	Lingos, E	1.000	17	0	7	0	7	0
Fermin, J	2B	.980	27	41	59	2	102	12		Marman, K	.000	2	0	0	0	0	0
	3B	.955	59	39	88	6	133	18		McCarty, K	1.000	17	1	7	0	8	0
Freeman, I	1B	.958	3	22	1	1	24	2		Mikolajchak	1.000	47	1	4	0	5	1
	2B	.909	8	10	20	3	33	4		Misiasek, A	1.000	25	2	6	0	8	0
Freeman, T	2B	1.000	33	56	83	0	139	27		Mock, E	1.000	2	0	1	0	1	0
	3B	1.000	3	1	2	0	3	0		Morris, C	.500	6	0	1	1	2	0
	SS	.976	35	47	77	3	127	20		Myers, T	1.000	14	2	2	0	4	1
Fry, D	C	.993	12	129	7	1	137	3	2	Ocker, N	.000	1	0	0	0	0	0
	1B	.986	38	257	19	4	280	26		Oviedo, L	1.000	3	1	0	0	1	0
	3B	.951	63	38	116	8	162	13		Pilkington, K	1.000	13	1	4	0	5	0
Gonzalez, O	OF	1.000	36	63	7	0	70	0		Pinto, A	1.000	28	2	7	0	9	0
Johnson, D	OF	.963	13	25	1	1	27	0		Plesac, Z	.000	1	0	0	0	0	0
Jones, N	OF	.901	44	58	6	7	71	1		Ponticelli, T	1.000	17	1	3	0	4	0
Lavastida, B	C	.993	35	278	22	2	302	1	6	Ramirez, Y	1.000	11	1	1	0	2	0
Leon, S	C	1.000	4	25	3	0	28	1	0	Sandlin, N	1.000	5	0	2	0	2	0
Maile, L	C	1.000	6	46	3	0	49	0	0	Scott, A	.929	37	5	8	1	14	0
Mercado, O	OF	.962	44	99	1	4	104	1		Tully, T	.920	24	2	21	2	25	3
Naylor, B	C	.994	56	579	35	4	618	1	5	Vargas, C	1.000	8	0	1	0	1	0
Naylor, J	1B	1.000	2	5	0	0	5	1		Young, A	1.000	30	0	4	0	4	1
	OF	1.000	4	6	0	0	6	0									
Noel, J	1B	1.000	2	18	0	0	18	3									
Nova, V	3B	.000	1	0	0	0	0	0									
	OF	1.000	1	1	0	0	1	0									
Palacios, R	2B	.933	3	4	10	1	15	2									
	OF	.972	42	67	3	2	72	1									
Reyes, F	OF	1.000	3	2	0	0	2	0									
Rivera, M	C	.983	19	110	6	2	118	0	1								
Rocchio, B	2B	1.000	8	7	15	0	22	4									
	SS	.932	26	20	48	5	73	12									
Rodriguez, E	C	1.000	1	11	0	0	11	1	0								
Roller, C	OF	1.000	3	3	0	0	3	0									
Schneemann	3B	1.000	1	0	3	0	3	0									
	SS	1.000	1	2	4	0	6	2									
Tena, J	2B	1.000	1	1	1	0	2	0									
	SS	1.000	4	6	11	0	17	2									
Tolman, M	2B	.988	65	108	140	3	251	36									
	3B	.840	10	7	14	4	25	1									
	SS	.946	40	52	106	9	167	19									
Valera, G	OF	1.000	34	63	2	0	65	0									

\*-includes pitcher stats

CATCHER	PCT	CS	SB	ATT
Collins, G	.150	3	17	20
Fascia, Z	-	0	0	0
Fry, D	.250	2	6	8
Lavastida, B	.227	10	34	44
Leon, S	.667	4	2	6
Maile, L	.222	2	7	9
Naylor, B	.293	12	29	41
Rivera, M	.067	1	14	15
Rodriguez, E	-	0	0	0
Team Total	.238	34	109	143

## 2022 MISCELLANEOUS STATISTICS

BATTER	Homeruns					Multi-Hit Games				Total	Multi-RBI Games				Total
	1R	2R	3R	GS	Record	2H	3H	4H	5+H		2BI	3BI	4BI	5+BI	
Alford*	2				1-0	1				1	1				1
Arias*	9	3	1		6-6	15	2			17	4	3	1		8
Benson	12	4	1		11-6	13	5			18	9	3			12
Bradley*	2	3	2		4-2	3	1			4	7	2	1		10
Brennan	7	1	1		9-0	19	14	2		35	13	4	1	1	19
Brooks	1	7	2	1	9-2	10	3	1		14	9	2	2	1	14
Call	3	5	1	2	5-6	12	2	1		15	7	2	2	1 <sup>a</sup>	12
Chang										0	1				1
Clement		2	2		2-2	4				4	3	3			6
Collins	3	1			4-0	5	1			6	2		1		3
Engelmann						2				2					0
Fermin*	4	1		1	3-2	8	2	1		11	5		2		7
Freeman, I*	1	2			2-0	2				2			1		1
Freeman, T	3	2	1		5-1	14	7	1		22	5	4			9
Fry*	8	6	2	1	10-6	23	6			29	10	7	1	1	19
Gonzalez	3	2	3	1	8-1	7	4	1		12	3	4	1	1	9
Johnson	1	1	1		2-1	3	1			4	1	2			3
Jones	2	4	2	1	7-2	9	4	1		14	6	2	2	1	11
Lavastida	2	2			3-1	7				7	4	1			5
Leon		1			0-1	1				1	2				2
Maile	2				1-1	3				3	2				2
Mercado	2	2	1		4-1	12	2			14	6	2			8
Naylor, B**	6	5	4		9-4	8	4			12	7	5		1	13
Naylor, J						1				1	1	1			2
Noel						1				1					0
Palacios	2	1	1		2-2	7	4	1		12	8	2	1		11
Reyes	1	1			1-1		2			2	1	1			2
Rivera						1				1	1	1			2
Rocchio	3	2			4-1	4	4			8	2	1			3
Tena		1			1-0	3				3	1				1
Tolman	8	1	2		6-5	18	6			24	8	3	1		12
Valera**	5	2	1	1	5-2	5	2			7	5	1	1		7
Team Total	92	62	28	8	71-34	221	76	9	0	306	134	56	18	7	215

\*= # of 2HR games, a-6RBI game for Call

No HR, multi-hit or multi-RBI games for Caddell, Fascia, Nova, Rodriguez, Roller and Schneemann

BATTER	Starts by Position										Starts by Batting Order								
	C	1B	2B	3B	SS	LF	CF	RF	DH		1 <sup>st</sup>	2 <sup>nd</sup>	3 <sup>rd</sup>	4 <sup>th</sup>	5 <sup>th</sup>	6 <sup>th</sup>	7 <sup>th</sup>	8 <sup>th</sup>	9 <sup>th</sup>
Alford						1	7				1	1			4	2			
Arias		10	2	14	44	7					30	3	30	14					
Benson		3				25	32	13	10	73	2	2			4	1	1		
Bradley		36							11					2	26	2	14	3	
Brennan						17	56	7	13	32			39	22					
Brooks		59				1		4	18										
Call						18	22	13	14	2	6	6	26	12	9	5	1		
Chang		2	2	1					1				6						
Clement			9	7	5					2					2	9	8		
Collins	23								12						1	1	7	20	6
Engelmann						2		1									1	1	1
Fermin			24	55					3		1	1			2	2	1	6	69
Freeman, I		3	7						2									4	8
Freeman, T			33	3	35				1		71	1							
Fry	11	33		59					9					10	11	26	41	24	
Gonzalez								36	5					41					
Johnson						6	4	3	4		1	4			11	1			
Jones						2		41	11				13	8	10	23			
Lavastida	35								3				9		3	19	6	1	
Leon	4															2	1	1	
Maile	5												5						
Mercado						13	26	4	4	2	1				5	6	13	20	
Naylor, B	56								10	11	1	27	2	3	21	1			
Naylor, J		1				1		3	1			6							
Noel		2							2					4					
Nova				1					1										2
Palacios			3			40	2			27		17				1			
Reyes								3	5			5	3						
Rivera	15																	12	3
Rocchio			8		25						33								
Roller						3										1		1	1
Schneemann				1	1						1						1		
Tena		1			4						1					1	2	1	
Tolman			60	8	35				1							11	27	31	35
Valera						13		21	8			4	1	37					

## 2022 DAY BY DAY RESULTS

Date	Opp	Result	Time Delay	Rec.	Pos.	GA/B	Winner	Loser	Save	Att.	Home
4/5	Lhv	L, 7-3	3:23	0-1	T6th	-1.0	Cyr	Pinto		7,085	
4/6	Lhv	L, 6-1	2:55	0-2	T9th	-2.0	Singer	Battenfield		4,912	
4/7	Lhv			PPD., Rescheduled as a DH on 4/9							
4/8	Lhv	W, 4-3	3:29	1-2	7th	-1.5	Gibaut	Duron	De Los Santos	6,104	
4/9	Lhv	L, 4-0 (7)	1:54	1-3	T5th	-2.0	Appel, M	Myers		-	
4/9	Lhv	W, 4-2 (7)	2:24	2-3	T5th	-2.0	Tully	Crouse	Mikolajchak	8,039	
4/10	Lhv	W, 12-1	2:50	3-3	T4th	-2.0	Broom	Marvel		7,676	
4/12	Syr	W, 5-0	2:26	4-3	T3rd	-1.0	Battenfield	Montgomery		7,496	7,496
4/13	Syr	W, 5-0	2:05	5-3	T2nd	-1.0	Scott	Zastrzyn		4,034	11,530
4/14	Syr	W, 11-5	3:05	6-3	T2nd	-0.5	Draper	Alvarez, R		4,455	15,985
4/15	Syr	W, 15-12	3:22	7-3	1st	+0.5	De Los Santos	Diaz, Y	Mikolajchak	6,276	22,261
4/16	Syr	W, 10-1	2:41	8-3	1st	+0.5	Daniels	Pena		5,616	27,877
4/17	Syr	W, 4-3	2:29	9-3	1st	+0.5	Krauth	Montgomery	De Los Santos	4,431	32,308
4/19	Ind	W, 4-2	2:41	10-3	1st	+1.0	Pinto	Howard	Gibaut	3,390	
4/20	Ind	L, 5-3	2:37	10-4	T1st	-	Hanhold	Daniels	Stratton	2,587	
4/21	Ind	W, 12-5	2:47	11-4	1st	+1.0	Lingos	Eickhoff		3,211	
4/22	Ind	W, 4-3	2:44	12-4	1st	+1.0	Mikolajchak	Kranick	Gibaut	4,912	
4/23	Ind	L, 3-2	2:06	12-5	T1st	-	De Los Santos	Daniels		7,262	
4/24	Ind	L, 8-7 (11)	3:20	12-6	2nd	-1.0	O'Reilly	Coulter		5,527	
4/26	Lou	W, 8-7 (10)	3:15	13-6	T1st	-	Krauth	Payano, P		4,534	36,842
4/27	Lou	L, 7-5	2:46	13-7	T1st	-	Detwiler	Mikolajchak	Kuhnel	4,769	41,611
4/28	Lou	W, 5-0	2:10	14-7	T1st	-	Tully	Lively		4,767	46,378
4/29	Lou	W, 8-4	2:52	15-7	1st	+0.5	Battenfield	Lopez, Di		7,011	53,389
4/30	Lou	L, 4-3	2:24	15-8	2nd	-1.0	Wynne	Myers		7,149	60,538
5/1	Lou	W, 8-7	3:02	16-8	2nd	-0.5	Castro, A	Kuhnel		5,204	65,742
5/3	Oma	W, 7-5	2:54	17-8	1st	+0.5	Draper	Kowar	Krauth	3,435	
5/4	Oma	W, 5-4	2:30	18-8	1st	+0.5	Tully	Mengden	Mikolajchak	1,851	
5/5	Oma	L, 5-0	1:56	18-9	2nd	-0.5	Singer	Battenfield		2,005	
5/6	Oma	L, 10-8	3:06	18-10	2nd	-0.5	Peacock, B	Myers	Vizcaino	6,025	
5/7	Oma	L, 10-9	2:44	18-11	2nd	-1.5	Dye	Mikolajchak		3,166	
5/8	Oma	L, 4-3	2:18	18-12	2nd	-2.5	Griffin	Jewell	Cuas	2,650	
5/10	Stp	W, 7-6 (12)	3:18	19-12	2nd	-2.5	Broom	Pinto, W		7,272	73,014
5/11	Stp	W, 6-5 (12)	3:25	20-12	2nd	-1.5	Draper	Bashlor		5,449	78,463
5/12	Stp	W, 7-4	2:45	21-12	2nd	-1.5	Myers	Strotman	Ponticelli	9,111	87,574
5/13	Stp	W, 11-7	2:56	22-12	2nd	-0.5	Krauth	Sanchez, M		7,904	95,478
5/14	Stp			PPD., Rescheduled as a DH on 5/15							
5/15	Stp	W, 5-3 (7)	1:55	23-12	2nd	-0.5	Daniels	Ober	Jewell	-	95,478
5/15	Stp	W, 5-4 (8)	2:11	24-12	2nd	-0.5	Young, Al	Megill		7,731	103,209
5/17	low	W, 9-3	2:52	25-12	2nd	-0.5	Battenfield	Dermoddy, M		3,768	
5/18	low	L, 8-1	2:26	25-13	2nd	-1.5	Farrell	Myers		6,063	
5/19	low	L, 8-2	2:10	25-14	2nd	-1.5	Kilian	Scott		6,322	
5/20	low	L, 7-3	2:46	25-15	2nd	-2.5	Rosario, A	Jewell		8,081	
5/21	low	W, 3-2	2:21	26-15	2nd	-2.0	Tully	Swarmmer	Young, Al	5,355	
5/22	low	W, 5-2	2:31	27-15	2nd	-2.5	McCarty	Mekkes	Krauth	5,155	
5/24	Buf	L, 1-0	2:12	27-16	2nd	-3.5	Lawrence	Myers	Gage	9,142	112,351
5/25	Buf	L, 5-4	2:43	27-17	2nd	-3.5	Biagini	Herrin	Hernandez, A	5,035	117,386
5/26	Buf			PPD., Rescheduled as a DH on 5/28							
5/27	Buf	L, 5-3	2:36	27-18	2nd	-3.0	Francis	Broom	Holland, D	5,279	122,665
5/28	Buf	L, 4-2 (7)	2:14	27-19	2nd	-3.5	Hatch	McCarty	Gage	-	122,665
5/28	Buf	W, 4-3 (7)	2:06	28-19	2nd	-3.5	Young, Al	Thornton		10,100	132,765
5/29	Buf	L, 7-5	2:33	28-20	2nd	-4.5	Lawrence	Battenfield	Biagini	7,266	140,031
5/30	Tol	W, 9-1	2:37	29-20	2nd	-4.5	Pinto	Alexander		7,155	147,186
5/31				OFF DAY							
6/1	Tol	L, 5-4 (10)	3:09	29-21	2nd	-4.5	Law, D	Castro, A		4,895	152,081
6/2	Tol	W, 15-11	3:07	30-21	2nd	-3.5	Gibaut	Pinto, R		5,086	157,167
6/3	Tol	W, 10-6	2:54	31-21	2nd	-3.5	Kelly	Diaz, M	Pinto	7,793	164,960
6/4	Tol	W, 5-4	2:39	32-21	2nd	-2.5	Young, Al	Law, D		8,230	173,190

## 2022 DAY BY DAY RESULTS

Date	Opp	Result	Time Delay	Rec.	Pos.	GA/B	Winner	Loser	Save	Att.	Home
6/2	Tol	W, 15-11	3:07	30-21	2nd	-3.5	Gibaut	Pinto, R		5,086	157,167
6/3	Tol	W, 10-6	2:54	31-21	2nd	-3.5	Kelly	Diaz, M	Pinto	7,793	164,960
6/4	Tol	W, 5-4	2:39	32-21	2nd	-2.5	Young, Al	Law, D		8,230	173,190
6/5	Tol	W, 5-4 (12)	3:35	33-21	2nd	-1.5	Jewell	Blackwood		7,784	180,974
6/7	Ind	L, 9-6	3:18	33-22	2nd	-2.0	Eickhoff	Scott	Brice	7,677	
6/8	Ind	W, 11-3	2:46	34-22	2nd	-1.0	Tully	Yajure		6,174	
6/9	Ind	L, 6-5	2:58	34-23	2nd	-0.5	Brice	Krauth		8,780	
6/10	Ind	L, 5-4	2:27	34-24	2nd	-1.5	O'Reilly	Battenfield	Hanhold	9,193	
6/11	Ind	L, 12-7	2:52	34-25	T2nd	-2.5	Hembree	Myers		8,716	
6/12	Ind	W, 11-5	3:11	35-25	T2nd	-1.5	McCarty	Eickhoff		8,645	
6/14	Stp	L, 8-7	3:00	35-26	3rd	-1.5	Sanchez, M	Tully	Minaya	9,229	190,203
6/15	Stp	W, 4-3	2:54	36-26	T2nd	-1.5	Scott	Henriquez	Gibaut	5,711	195,914
6/16	Stp	W, 10-1	2:46	37-26	T2nd	-0.5	Battenfield	Pinto, W		8,309	204,223
6/17	Stp	L, 6-5	2:29	37-27	T2nd	-1.5	Rodriguez, D	Myers		9,377	213,600
6/18	Stp	W, 4-3	2:46	38-27	2nd	-1.5	Ramirez, Y	Minaya		10,560	224,160
6/19	Stp	L, 11-10	3:22	38-28	T2nd	-1.5	Schulfer	Tully	Petricka	10,600	234,760
6/21	Oma	W, 4-2	2:56	39-28	2nd	-1.5	Battenfield	Kowar		4,662	
6/22	Oma	L, 12-7	3:02	39-29	2nd	-1.5	Freeman, S	Herrin		2,659	
6/23	Oma	L, 5-3	2:34	39-30	T2nd	-1.5	Cox	Myers	Peacock, B	4,723	
6/24	Oma	W, 8-3	2:54	40-30	T2nd	-1.5	Scott	Hernandez, C		5,631	
6/25	Oma	W, 3-2	3:03	41-30	T2nd	-1.5	Karinchak	Speier	Castro, A	4,791	
6/26	Oma	L, 17-14	3:14	41-31	T2nd	-2.5	Snider	Scott		6,072	
6/28	low	L, 7-2	2:09	41-32	3rd	-2.5	Dermody, M	Myers	Leibrandt	6,829	
6/29	low	W, 16-3	3:16	42-32	T2nd	-2.5	Enright	Gsellman		7,087	
6/30	low	W, 12-6	2:39	43-32	2nd	-1.5	Scott	Short, W		6,041	
7/1	low	W, 13-4	3:19	44-32			Curry	Sanders		8,048	
7/2	low	W, 10-6(10)	3:05	45-32			Jewell	Uelmen		8,654	
7/3	low	W, 9-6	2:51	46-32			Misiaszek	Hudson	Mikolajchak	9,116	
7/4	Nas	L, 5-2	2:46	46-33			Boushley	Tully	Sadzeck	9,530	244,290
7/5							OFF DAY				
7/6	Nas	L, 9-3	2:39	46-34	2nd	-3.5	File	Allen, L.T.		6,132	250,422
7/7	Nas	L, 6-2	2:40	46-35	2nd	-4.5	Small	Curry		6,678	257,100
7/8	Nas	L, 5-3	2:44	46-36	2nd	-5.5	Lindblom	Battenfield	Strzelecki	7,217	264,317
7/9	Nas	L, 6-2	2:59	46-37	2nd	-6.5	Herb	Pinto		10,684	275,001
7/10	Nas	W, 5-3	2:25	47-37	2nd	-5.5	Mikolajchak	Erceg	Garza	9,048	284,049
7/12	Ind	L, 5-2	2:26	47-38	T2nd	-5.5	Wilson, Bry	Allen, L.T.	Jacques	10,771	294,820
7/13	Ind	W, 8-3	2:41	48-38	T2nd	-4.5	Enright	Yajure		10,100	304,920
7/14	Ind	W, 7-0	2:13	49-38	T2nd	-3.5	Battenfield	Eickhoff		9,209	314,129
7/15	Ind	W, 9-7	2:44	50-38	2nd	-3.5	Mikolajchak	Bido	Jewell	9,373	323,502
7/16	Ind	W, 4-2	2:28	51-38	2nd	-2.5	McCarty	MacGregor	Garza	10,100	333,602
7/17	Ind						Cancelled				
7/22	Tol	W, 5-3	2:30	52-38	2nd	-3.0	Mikolajchak	Manning	Garza	9,035	
7/23	Tol	W, 9-4	3:02	53-38	2nd	-2.0	Pinto	Garcia, B		10,492	
7/24	Tol	L, 9-8 (10)	3:21	53-39	2nd	-2.0	Spitzbarth	Garza		6,272	
7/26	Lou	L, 6-3	2:55	53-40	2nd	-3.0	Pidich	Herrin	Cruz, F	6,074	
7/27	Lou	L, 5-1	2:14	53-41	2nd	-4.0	Dugger	Allen, L.T.		4,187	
7/28	Lou	W, 6-0 (5)	1:28	54-41	2nd	-4.0	Tully	Dunn		5,086	
7/29	Lou	W, 9-3	2:25	55-41	2nd	-4.0	Gaddis	Wynne		5,740	
7/30	Lou	L, 3-2	2:29	55-42	2nd	-4.0	Cruz, F	Castro, A		8,496	
7/31	Lou	W, 4-1	2:39	56-42	2nd	-3.0	Pilkington	Nicolino	Jewell	4,925	
8/2	Roc	W, 2-0	2:22	57-42	2nd	-3.0	Curry	Cavalli	Garza	10,100	343,702
8/3	Roc	W, 3-2 (10)	2:57	58-42	2nd	-3.0	Misiaszek	Thompson, M		8,282	351,984
8/4	Roc	W, 6-5	2:53	59-42	2nd	-3.0	Allen, L.T.	Sharp	Jewell	8,256	360,240
8/5	Roc	W, 8-5	2:59	60-42	2nd	-2.0	Pilkington	Rodriguez, J	Castro, A	8,008	368,248
8/6	Roc	W, 3-1	2:12	61-42	2nd	-1.0	Battenfield	Kilome	Garza	9,048	377,296
8/7	Roc	W, 3-2	2:20	62-42	2nd	-1.0	Enright	Sadzeck	Castro, A	9,538	386,834
8/9	Stp	W, 6-0	2:48	63-42	2nd	-0.5	Curry	Sanchez, Aa	Morris	7,176	



## 2022 DAY BY DAY RESULTS

Date	Opp	Result	Time Delay	Rec.	Pos.	GA/B	Winner	Loser	Save	Att.	Home
8/10	Stp	L, 2-0	2:20	63-43	2nd	-1.5	Henriquez	Pilkington	Peacock, B	8,083	
8/11	Stp	W, 8-6	2:42	64-43	2nd	-1.0	McCarthy	Minaya	Herrin	10,077	
8/12	Stp	L, 5-1	2:07	64-44	2nd	-2.0	Varland	Gaddis	Jurado	7,682	
8/13	Stp	L, 6-5	2:41	64-45	2nd	-2.0	Moran	Castro, A	Peacock, B	8,613	
8/14	Stp	W, 5-3 (10)	2:55	65-45	2nd	-1.0	Garza	Peacock, B		8,647	
8/16	Tol	L, 6-4	2:37	65-46	2nd	-1.0	Rodriguez, Ed	Pilkington	Del Pozo, M	8,779	395,613
8/17	Tol	L, 4-0	2:36	65-47	2nd	-2.0	Wentz	Allen, L.T.		7,619	403,232
8/18	Tol	L, 9-4	2:58	65-48	2nd	-2.5	Castillo, L.F.	Garza		7,228	410,460
8/19	Tol	W, 7-4	2:29	66-48	2nd	-3.0	Battenfield	Sanchez, R		10,100	420,560
8/20	Tol	W, 2-1	2:16	67-48	2nd	-2.5	Tully	Garcia, B		10,100	430,660
8/21	Tol			PPD., Rescheduled as a DH on 9/22 (at Tol)							
8/23	Buf	W, 11-10 (10)	3:34	68-48	2nd	-2.5	Garza	Peacock		6,536	
8/24	Buf	L, 6-2	2:16	68-49	2nd	-3.5	Juenger	Pilkington		7,099	
8/25	Buf	W, 9-6	2:48	69-49	2nd	-2.5	Enright	Rees	Hamilton, I	6,218	
8/26	Buf	L, 6-0	2:44	69-50	2nd	-3.5	Merryweather	Gaddis		9,332	
8/27	Buf	W, 8-2	3:03	70-50	2nd	-3.5	Tully	Hatch		11,311	
8/28	Buf	W, 14-3	3:02	71-50	2nd	-2.5	Herrin	Eisert		7,145	
8/30	low	L, 4-0	2:43	71-51	2nd	-3.5	Short, W	Pilkington		7,062	437,722
8/31	low	W, 7-0	2:20	72-51	2nd	-2.5	Allen, L.T.	Espinoza		7,207	444,929
9/1	low	W, 7-5	2:38	73-51	2nd	-2.5	Gaddis	Alzolay	Mikolajchak	5,471	450,400
9/2	low	L, 9-6	2:54	73-52	2nd	-3.5	Little	Hamilton, I	Leeper	8,701	459,101
9/3	low			PPD., Rescheduled as a DH on 9/4							
9/4	low	L, 5-3 (7)	2:27	73-53	2nd	-4.5	Castro, K	Garza	Leeper	-	459,101
9/4	low	W, 1-0 (7)	1:37	74-53	2nd	-4.5	Vargas	Short, W	Enright	7,623	466,724
9/6	Lou	L, 6-5	2:39	74-54	2nd	-4.5	Karcher	Hamilton, I	Moreta	3,348	
9/7	Lou	W, 10-1	2:59	75-54	2nd	-3.5	Gaddis	Spiers		3,923	
9/8	Lou	W, 7-6 (11)	3:42	76-54	2nd	-3.5	Mikolajchak	Moreta	Scott	4,133	
9/9	Lou	L, 7-5	2:24	76-55	2nd	-4.5	McGuire, D	Tully	Karcher	6,712	
9/10	Lou	W, 7-6	2:45	77-55	2nd	-3.5	Kelly	Dowdy	Garza	6,446	
9/11	Lou	W, 8-5	3:18	78-55	2nd	-2.5	Allen, L.T.	Duarte	Garza	4,897	
9/13	Oma	L, 4-2	2:21	78-56	2nd	-2.5	Mengden	Misiaszek	Nunez	7,946	474,670
9/14	Oma	L, 9-1	2:35	78-57	2nd	-3.5	Cox	Battenfield		6,409	481,079
9/15	Oma	L, 13-6	3:11	78-58	2nd	-4.5	Weiss	Tully		6,286	487,365
9/16	Oma	L, 8-7	3:11	78-59	2nd	-4.5	Mills, W	Hamilton, I	Nunez	9,047	496,412
9/17	Oma	W, 6-2	2:42	79-59	2nd	-4.5	Curry	Martinez, M		7,035	503,447
9/18	Oma	W, 4-1	2:18	80-59	2nd	-4.5	Misiaszek	Weiss	Mikolajchak	7,743	511,190
9/20	Tol*	L, 5-4 (13)	3:50	80-60	3rd	-5.0	De Jesus	Hamilton, I		3,941	
9/21	Tol	L, 5-3	2:26	80-61	3rd	-6.0	Garcia, B	Gaddis	Diaz, M	4,858	
9/22	Tol	W, 9-8 (7)	2:20	81-61	3rd	-5.5	Oviedo	Houston	Kelly	4,677	
9/22	Tol^	L, 7-2 (7)	2:21	81-62	3rd	-6.5	Kuzia	Tully		-	511,190
9/23	Tol	L, 4-2	2:52	81-63	3rd	-7.5	Ponce deLeon	Pilkington	Diaz, M	6,502	
9/24	Tol	W, 6-0	2:28	82-63	3rd	-6.5	Plesac	Navilhon		6,294	
9/25	Tol	L, 8-7	3:05	82-64	3rd	-7.0	Vincent	Oviedo		5,826	
9/26	Ind	W, 17-1	2:54	83-64	3rd	-7.0	Gaddis	Bido		7,331	518,521
9/27	Ind	W, 7-1	2:34	84-64	3rd	-7.0	Allen, L.T.	Priester		7,246	525,767
9/28	Ind	W, 11-3	2:38	85-64	3rd	-6.0	Pilkington	Burrows		8,626	534,393

\*-suspended, completed on 9/21

^-game played in Toledo with Columbus as the home team

### Tough Luck

The extended regular season allowed for more opportunities to win, as the Clippers came away victorious 85 times. It was the eighth time in franchise history with at least 85 wins, but unlike the previous seven instances which saw Columbus in the Governors' Cup Finals (six wins), the 2022 Clippers would see the season end without a playoff appearance.

## 2022 RECORD AND SCORING BREAKDOWN

VS. THE INTERNATIONAL LEAGUE			
West	Home	Road	Total
Gwinnett	0-0	0-0	0-0
Indianapolis	7-1	5-7	12-8
Iowa	3-3	8-4	11-7
Louisville	4-2	7-5	11-7
Memphis	0-0	0-0	0-0
Nashville	1-5	0-0	1-5
Omaha	2-4	5-7	7-11
St. Paul	9-3	3-3	12-6
Toledo	7-5	4-5	11-10
<b>Total</b>	<b>33-23</b>	<b>32-31</b>	<b>65-54</b>

East	Home	Road	Total
Buffalo	1-5	4-2	5-7
Lehigh Valley	0-0	3-3	3-3
Rochester	6-0	0-0	6-0
Syracuse	6-0	0-0	6-0
<b>Total</b>	<b>13-5</b>	<b>7-5</b>	<b>20-10</b>

East Division teams not played: Charlotte, Durham,  
Jacksonville, Norfolk, Scranton/WB, Worcester

BY DAY			
Day	Home	Road	Total
Sunday	9-3	8-5	17-8
Monday	2-1	0-0	2-1
Tuesday	5-6	6-6	11-12
Wednesday	7-6	4-8	11-14
Thursday	8-4	7-4	15-8
Friday	7-5	6-7	13-12
Saturday	8-3	8-6	16-9

BY MONTH			
Month	Home	Road	Total
April	9-2	6-6	15-8
May	9-5	5-7	14-12
June	7-4	7-8	14-12
July	5-6	8-4	13-10
August	9-4	7-5	16-9
September	7-7	6-6	13-13

HOME/ROAD			
	Home	Road	Total
Total	46-28	39-36	85-64

## SITUATIONAL RECORDS

	Leading	Tied	Trailing
After 6 innings:	71-8	5-5	8-51
After 7 innings:	72-6	6-3	6-55
After 8 innings:	69-2	5-6	5-52
1-run games:	25-20	3-run games:	10-6
2-run games:	14-15	Extra Innings:	10-4
Day games:	28-15	Night games:	57-49
Clippers score first:	50-17	Outhitting opponents:	59-14
Opponent scores first:	35-47	Hits even:	7-2
Shutouts:	10-7	Outhit by opponents:	19-48
Score at least 4 runs:	77-27	Commit an error:	35-35
Score less than 4 runs:	8-37	Commit no errors:	50-29
Last at bat wins:	17	Come from behind wins:	46
Walkoff record:	10-8	Losses after leading:	27

## SCORING BREAKDOWN

Runs by Inning	1	2	3	4	5	6	7	8	9	10+	Total
Clippers	90	80	83	127	92	103	105	92	63	20	855
Opponents	99	59	102	76	79	79	71	78	55	11	709
Runs in an Inning	0	1	2	3	4	5	6	7	8	9+	
Clippers	882	214	91	65	21	21	9	3	0	0	
Opponents	927	209	95	51	18	6	3	4	0	1	

## 2022 HIGHS AND LOWS

### Clippers Individual Batting

Most hits, game:	4, 9x, Brooks, 8/28 at Buf
Most runs, game:	4, 3x, Jones, 7/1 at low
Most doubles, game:	2, 18x, Tolman, 9/1 vs. low
Most triples, game:*	2, Naylor, 7/23 at Tol
Most home runs, game:	2, 10x, Naylor, 9/26 vs. Ind
Most RBI, game:	6, Call, 7/1 at low
Most stolen bases, game:	2, 11x, Mercado, 8/9 at Stp
Most walks, game:	5, Benson, 6/26 at Oma
Most total bases, game:	9, 3x, Naylor, 9/26 vs. Ind
Longest hitting streak:	13, 2x, Brennan, 9/6-c
Longest on base streak:	25, Benson, 6/7-7/11

\*. tied franchise record (25th time)

### Double Triple

On 7/23 at Toledo, Clipper catcher, Bo Naylor, produced a pair of triples to mark the 25th such accomplishment in team history (last was also by a catcher, Eric Haase, on 8/2/19 at Indianapolis)

Naylor's speed was further evident from his 20SB between Akron and Columbus (only catcher in MiLB with 20-20 season).

### Clippers Team Batting

Most runs, game:	17, 9/26 vs. Indianapolis
Most runs, inning:	7, 3x, 9/28 vs. Indianapolis
Most hits, game:	19, 2x, 9/26 vs. Indianapolis
Most hits, inning:	7, 3x, 9/2 vs. Iowa
Most doubles, game:	6, 2x, 9/25 at Toledo
Most triples, game:	2, 2x, 7/23 at Toledo
Most home runs, game:	6, 9/26 vs. Indianapolis
Most x-base hits, game:	10, 9/26 vs. Indianapolis
Most total bases, game:	41, 9/26 vs. Indianapolis
Most stolen bases, game:	6, 2x, 8/9 at St. Paul
Most walks, game:	12, 2x, 6/29 at Iowa
Most strikeouts, game:	16, 5/19 at Iowa
Most runners LOB, game:	17, 5/11 vs. St. Paul
Fewest hits, game:	2, 4x, 8/26 at Buffalo

### Clippers Individual Pitching

Most IP, starter:	8.0, Battenfield, 7/14 vs. Ind
Fewest IP, starter:	0.1, 2x, Scott, 6/7 at Ind
Most IP, reliever:	5.2, Tully, 8/20 vs. Tol
Most strikeouts, starter:	9, 5x, Gaddis, 9/7 at Lou
Most strikeouts, reliever:	7, 2x, Tully, 8/20 vs. Tol
Longest winning streak:	5, Tully, 4/9-6/8
Longest losing streak:	6, Myers, 5/18-c
Most consecutive scoreless IP, starter:	13.0, Battenfield, 8/6-8/27
Most consecutive scoreless IP, reliever:	12.1, Jewell, 5/24-6/24
Most runs allowed:	8, 3x, Curry, 8/23 at Buf
Most hits allowed:	12, Tully, 9/9 at Lou
Most walks allowed:	5, 4x, Tully, 9/15 vs. Oma
Most HR allowed, game:	3, 4x, Pinto, 7/9 vs. Nas

### Going the Distance

Thanks to a misplaced tarp on 7/28 at Louisville, Tanner Tully was able to secure the first CG and SHO for a Clipper since Adam Plutko's no-hitter on 6/2/18.

However, Tully's feat (5.0IP) left him 3.0IP short of the team's season high, accomplished by Peyton Battenfield on 7/14 vs. Indianapolis (93 pitches; first Clipper with 8.0IP since Michael Peoples on 7/28/19 vs. Gwinnett).

### Clippers Team Pitching

Most strikeouts, game:	19, 9/18 vs. Omaha
Most walks, game:	10, 2x, 8/18 vs. Toledo
Fewest walks, game:	0, 8x, 9/24 at Toledo
Most runs allowed, game:	17, 6/26 at Omaha
Most runs allowed, inning:	9, 6/11 at Indianapolis
Most hits allowed, game:	19, 6/22 at Omaha
Most hits allowed, inning:	7, 2x, 6/22 at Omaha
Fewest hits allowed, game:	2, 4x, 9/27 vs. Indianapolis
Most HR allowed, game:	4, 4x, 8/23 at Buffalo

### Miscellaneous

Longest winning streak:	9, 4/9-4/19	Largest winning margin:	16, 9/26 vs. Indianapolis
Longest losing streak:	5, 7/4-7/9	Largest losing margin:	8, 9/14 vs. Omaha
Longest game, time:	3:50, 9/20 at Toledo	Largest comeback:	6, 4/15 vs. Syracuse
Longest game, innings:	13, 9/20 at Toledo	Largest lead lost:	7, 6/26 at Omaha
Shortest game, time (9 inn.):	1:56, 5/5 at Omaha	Most double plays turned:	4, 5/10 vs. St. Paul
Shortest game, time (7 inn.):	1:37, 9/4 vs. Iowa (g2)	Most double plays hit into:	4, 7/6 vs. Nashville
Largest home crowd:	10,771, 7/12 vs. Indianapolis	Most errors:	4, 7/2 at Iowa
Smallest home crowd:	4,034, 4/13 vs. Syracuse		

## 2022 TRANSACTIONS

Date	#	Transaction
4/5	1	INF Trenton Brooks to the DL [27]
	2	INF Tyler Freeman to the DL [27]
	3	INF Nolan Jones to the DL [27]
4/6	4	OF Chris Roller to the DL [26]
	5	OF Will Benson from AZL [27]
	6	OF Oscar Gonzalez from AZL [28]
	7	C Mike Rivera from AZL [29]
	8	INF Mitchell Tolman from AZL [30]
	9	OF Josh Naylor from CLE (mlr) [30+1]
	10	RHP Brett Daniels from AZL [31+1]
	11	RHP Enyel De Los Santos from AZL [32+1]
	12	LHP Alex Young from AZL [33+1]
4/7	13	OF Jonathan Engelmenn to AKR [32+1]
	14	INF Victor Nova to AKR [31+1]
	15	C Eric Rodriguez to AKR [30+1]
	16	INF Daniel Schneemann to AKR [29+1]
	17	RHP Ian Gibaut from AKR [30+1]
	18	RHP Jake Jewell from AKR [31+1]
	19	RHP Nick Mikolajchak from AKR [32+1]
	20	RHP Justin Garza from AZL [33+1]
	21	RHP Justin Garza to the DL [32+1]
4/8	22	RHP Nathan Ocker to AKR [31+1]
4/12	23	RHP Kevin Coulter to AKR [30+1]
4/14	24	OF Josh Naylor to CLE (mlr) [30]
	25	LHP Konnor Pilkington from CLE (opt) [31]
4/15	26	LHP Konnor Pilkington to CLE (rec) [30]
	27	C Luke Maile from CLE (mlr) [30+1]
4/20	28	INF Gabriel Arias to CLE (rec) [29+1]
	29	RHP Enyel De Los Santos to CLE [28+1]
	30	LHP Kirk McCarty to CLE (pur) [27+1]
	31	LHP Tanner Tully to CLE [26+1]
	32	LHP Jaime Arias from LC [27+1]
	33	RHP Kevin Coulter from AKR [28+1]
	34	C Zac Fascia from LC [29+1]
4/22	35	INF Gabriel Arias from CLE (opt) [30+1]
4/25	36	RHP Eric Mock to AZL [29+1]
	37	RHP Kevin Coulter to AKR [28+1]
	38	LHP Jaime Arias to LC [27+1]
	39	C Zac Fascia to LC [26+1]
	40	LHP Tanner Tully from CLE [27+1]
	41	LHP Konnor Pilkington from CLE (opt) [28+1]
	42	C Luke Maile to CLE (mlr) [28]
	43	OF Richie Palacios to CLE (rec) [27]
	44	C Bryan Lavastida from CLE (opt) [28]
	45	LHP Kirk McCarty from CLE (opt) [29]
4/27	46	OF Jonathan Engelmenn from AKR [30]
4/28	47	RHP Anthony Castro from CLE (mlr) [30+1]
4/29	48	INF Tyler Freeman from the DL [31+1]
	49	OF Chris Roller from the DL [32+1]
4/30	50	OF Daniel Johnson to the DL [31+1]
APRIL - 50 moves		
5/2	51	RHP Anthony Castro to CLE (mlr) [31]
	52	RHP Anthony Castro from CLE (opt) [32]
	53	OF Chris Roller to AKR [31]
5/3	54	INF Yu Chang from AKR (mlr) [31+1]
	55	INF Gabriel Arias to the DL [30+1]
	56	RHP Ian Gibaut to the DL [29+1]
	57	INF Trenton Brooks from the DL [30+1]

Date	#	Transaction
5/4	58	OF Anthony Alford signed [31+1]
	59	RHP Anthony Castro to CLE (rec) [30+1]
5/5	60	RHP Anthony Castro from CLE (opt) [31+1]
	61	OF Jonathan Engelmenn to AKR [30+1]
5/7	62	RHP Anthony Castro to CLE (rec) [29+1]
5/8	63	RHP Anthony Castro from CLE (opt) [30+1]
	64	LHP Kirk McCarty to CLE [29+1]
	65	LHP Konnor Pilkington to CLE (rec) [28+1]
	66	RHP Enyel De Los Santos from CLE [29+1]
	67	OF Richie Palacios from CLE (opt) [30+1]
5/9	68	LHP Konnor Pilkington from CLE (opt) [31+1]
	69	RHP Enyel De Los Santos to CLE [30+1]
5/10	70	INF Bobby Bradley from CLE (out) [31+1]
	71	INF Ike Freeman to AKR [30+1]
5/13	72	INF Yu Chang to CLE (mlr) [30]
	73	OF Richie Palacios to CLE (rec) [29]
5/16	74	LHP Kirk McCarty from CLE [30]
5/20	75	OF Daniel Johnson from the DL [31]
	76	RHP Yohan Ramirez from SEA (trd) [32]
5/21	77	OF Anthony Alford to the TI List [31]
	78	OF Richie Palacios from CLE (opt) [32]
5/24	79	RHP Brett Daniels to AKR [31]
	80	LHP Tim Herrin from AKR [32]
5/25	81	RHP Ian Gibaut from the DL [33]
	82	OF Daniel Johnson to NYM (trd) [32]
5/26	83	OF Richie Palacios to CLE (rec) [31]
	84	LHP Konnor Pilkington to CLE (rec) [30]
	85	OF Oscar Gonzalez to CLE (pur) [29]
	86	OF Anthony Alford from the TI List [30]
	87	OF Anthony Alford released [29]
	88	OF Will Brennan from AKR [30]
5/28	89	RHP Justin Garza from the DL [31]
5/30	90	RHP Robert Broom to AKR [30]
	91	LHP Zach Draper released [29]
	92	RHP Kevin Kelly from AKR [30]
MAY - 42 moves		
6/1	93	RHP James Karinchak from CLE (mlr) [30+1]
6/7	94	OF Nolan Jones from the DL [31+1]
	95	LHP Kirk McCarty to CLE (rec) [30+1]
6/8	96	LHP Kirk McCarty from CLE (opt) [31+1]
6/9	97	RHP Aaron Civale from CLE (mlr) [31+2]
6/13	98	LHP Eli Lingos to AKR [30+2]
	99	RHP Thomas Ponticelli to AKR [29+2]
	100	RHP Nic Enright from AKR [30+2]
	101	LHP Andrew Misiaszek from AKR [31+2]
6/14	102	OF Franmil Reyes from CLE (mlr) [31+3]
6/16	103	INF Gabriel Arias from the DL [32+3]
	104	INF Gabriel Arias to AZL [31+3]
6/17	105	RHP Anthony Castro to CLE (rec) [30+3]
	106	LHP Konnor Pilkington from CLE (opt) [31+3]
6/19	107	C Bryan Lavastida to the DL [30+3]
6/20	108	LHP Ben Krauth released [29+3]
6/21	109	C Mike Rivera to AKR [28+3]
	110	C Bo Naylor from AKR [29+3]
	111	RHP Nick Sandlin from CLE (opt) [30+3]
	112	RHP Aaron Civale to CLE (mlr) [30+2]
	113	OF Franmil Reyes to CLE (mlr) [30+1]
6/23	114	RHP Yohan Ramirez to CLE (rec) [29+1]

## 2022 TRANSACTIONS

Date	#	Transaction
6/23	115	RHP Anthony Castro from CLE (opt) [30+1]
6/25	116	INF Gabriel Arias from AZL [31+1]
	117	LHP Tanner Tully to CLE (pur) [30+1]
	118	RHP Yohan Ramirez from CLE (opt) [31+1]
6/27	119	RHP Ian Gibaut to CLE (pur) [30+1]
6/28	120	RHP Anthony Castro to CLE (rec) [29+1]
	121	LHP Konnor Pilkington to CLE (rec) [28+1]
6/29	122	LHP Konnor Pilkington from CLE (opt) [29+1]
	123	LHP Logan Allen from AKR [30+1]
	124	RHP Xzavion Curry from AKR [31+1]
JUNE - 32 moves		

7/2	125	RHP James Karinchak to CLE (mlr) [31]
	126	RHP James Karinchak from CLE (opt) [32]
	127	INF Gabriel Arias to CLE (rec) [31]
	128	LHP Kirk McCarty to CLE (rec) [30]
	129	RHP Tobias Myers to waivers (dfa) [29]
7/3	130	RHP James Karinchak to CLE (rec) [28]
	131	LHP Alex Young to CLE (pur) [27]
	132	RHP Anthony Castro from CLE (opt) [28]
	133	LHP Jaime Arias from LC [29]
	134	RHP Yohan Ramirez to waivers (dfa) [28]
7/4	135	LHP Tanner Tully from CLE (out) [29]
	136	LHP Konnor Pilkington to CLE (rec) [28]
	137	INF Gabriel Arias from CLE (opt) [29]
7/5	138	RHP Nick Sandlin to CLE (rec) [28]
	139	LHP Konnor Pilkington from CLE (opt) [29]
	140	LHP Alex Young from CLE (opt) [30]
7/6	141	LHP Jaime Arias to LC [29]
7/7	142	C Bryan Lavastida from the DL [30]
	143	C Bryan Lavastida to AKR [29]
7/8	144	OF Nolan Jones to CLE (rec) [28]
	145	OF Richie Palacios from CLE (opt) [29]
7/11	146	OF Alex Call to CLE (pur) [28]
	147	C Sandy Leon from CLE (out) [29]
7/12	148	LHP Konnor Pilkington to CLE (rec) [28]
7/13	149	LHP Konnor Pilkington from CLE (opt) [29]
7/14	150	LHP Kirk McCarty from BAL (clm) [30]
	151	OF Oscar Mercado from CLE (out) [31]
	152	LHP Tanner Tully to CLE (pur) [30]
7/15	153	LHP Alex Young to waivers (dfa) [29]
7/22	154	LHP Tanner Tully from CLE (out) [30]
	155	RHP Anthony Castro to CLE (rec) [29]
	156	C Seth Caddell from AKR [30]
7/23	157	RHP Hunter Gaddis from AKR [31]
	158	LHP Konnor Pilkington to CLE (rec) [30]
7/24	159	LHP Konnor Pilkington from CLE (opt) [31]
7/26	160	LHP Kirk McCarty to CLE (rec) [30]
	161	RHP Anthony Castro from CLE (opt) [31]
JULY - 37 moves		

8/1	162	OF Will Benson to CLE (pur) [30]
	163	OF Alex Call from CLE (opt) [31]
8/2	164	C Sandy Leon to MIN (trd) [30]
	165	OF Franmil Reyes from CLE (opt) [31]
8/3	166	RHP Cody Morris from AZL (mlr) [31+1]
	167	RHP Ian Hamilton from MIN (trd) [32+1]
	168	INF Tyler Freeman to CLE (rec) [31+1]
	169	INF Ernie Clement from CLE (opt) [32+1]

Date	#	Transaction
8/4	170	RHP Aaron Pinto to AKR [31+1]
8/5	171	RHP Hunter Gaddis to CLE (pur) [30+1]
	172	OF Alex Call to waivers (dfa) [29+1]
	173	LHP Kirk McCarty from CLE (opt) [30+1]
	174	RHP Aaron Civale from CLE (mlr) [30+2]
8/6	175	INF Bobby Bradley released [29+2]
	176	OF Franmil Reyes to waivers (dfa) [28+2]
	177	RHP Jake Jewell to CLE (pur) [27+2]
	178	RHP Hunter Gaddis from CLE (opt) [28+2]
8/9	179	OF George Valera from AKR [29+2]
8/10	180	RHP Aaron Civale to CLE (mlr) [29+1]
	181	RHP Jake Jewell from CLE (opt) [30+1]
8/12	182	RHP Peyton Battenfield to CLE [29+1]
8/15	183	RHP Xzavion Curry to CLE (pur) [28+1]
	184	RHP Jake Jewell to waivers (dfa) [27+1]
	185	RHP Peyton Battenfield from CLE [28+1]
8/16	186	RHP Xzavion Curry from CLE (opt) [29+1]
8/20	187	INF Brayan Rocchio from AKR [30+1]
8/21	188	OF Nolan Jones from CLE (opt) [31+1]
8/23	189	OF Richie Palacios to CLE (rec) [30+1]
AUGUST - 28 moves		

9/1	190	INF Ernie Clement to CLE (rec) [29+1]
	191	RHP Cody Morris to CLE (mlr) [29]
	192	RHP Anthony Castro to waivers (dfa) [28]
9/2	193	RHP Xzavion Curry to CLE (rec) [27]
	194	LHP Kirk McCarty to CLE (rec) [26]
9/3	195	RHP Carlos Vargas from AKR [27]
9/4	196	LHP Konnor Pilkington to CLE (rec) [26]
	197	RHP Xzavion Curry from CLE (opt) [27]
9/15	198	RHP Hunter Gaddis to CLE (rec) [26]
	199	LHP Konnor Pilkington from CLE (opt) [27]
	200	RHP Aaron Civale from CLE (mlr) [27+1]
9/16	201	RHP Luis Oviedo from AKR [28+1]
	202	RHP Carlos Vargas to CLE (rec) [27+1]
	203	RHP Hunter Gaddis from CLE (opt) [28+1]
9/17	204	LHP Konnor Pilkington to CLE (rec) [27+1]
9/18	205	LHP Konnor Pilkington from CLE (opt) [28+1]
9/20	206	RHP Aaron Civale to CLE (mlr) [28]
	207	RHP Carlos Vargas from CLE (opt) [29]
	208	C Bryan Lavastida from AKR [30]
	209	LHP Eli Lingos from AKR [31]
	210	RHP Kyle Marman from AKR [32]
9/21	211	INF Gabriel Arias to CLE (rec) [31]
	212	OF Will Brennan to CLE (pur) [30]
	213	OF Richie Palacios from CLE (opt) [31]
9/22	214	OF Jhonkensy Noel from AKR [32]
	215	INF Jose Tena from AKR [33]
9/24	216	RHP Zach Plesac from CLE (mlr) [33+1]
SEPTEMBER - 27 moves		

Movement Breakdown	To	From
Cleveland (ML)	61	58
Akron (AA)	17	25
Lake County (A+)	3	3
Lynchburg (A)	0	0
AZL Guardians (R)	2	10
Disabled List	9	9
Temporarily Inactive	1	1
Waivers	7	0
Outside of Organization	6	4





# INTERNATIONAL LEAGUE

Luis Castillo made his Triple-A debut at Huntington Park on 4/29/22, rehabbing with the Bats. The twice-minted NL All-Star already had 123 MLB starts under his belt.



# BUFFALO BIONS

1 James D. Griffin Plaza • Buffalo, NY 14203

(716) 846-2000 • bions.com



since 2013

Media Contact:

Pat Malacaro

Radio:

Pat Malacaro

Clubhouse:

Clippers Hotel:



Ballpark:

Sahlen Field (1988)

Capacity:

17,600

Dimensions:

LF-325, CF-404, RF-325

Last Season:

76-72 (4th, IL East)

League Titles:

3 (2004)



## 2023 Field Staff

**Manager:**

Casey Candaele (3rd year, 155-119)

**Pitching Coach:**

Tim Norton (1st year)

**Hitting Coach:**

Matt Hague (1st year)

**Coach:**

Justin Echevarria (1st year)

**Trainer:**

Caleb Daniel (3rd year)

**S&C Coach:**

Justin Batcher (3rd year)

## Toronto Blue Jays Affiliates

**Double-A:**

New Hampshire Fisher Cats (2003)

**High-A:**

Vancouver Canadians (2011)

**Low-A:**

Dunedin Blue Jays (1987)

**All-Time Record (2022):** 87-113 (5-7) • **At Buffalo:** 41-60 (4-2) • **At Home:** 46-53 (1-5)

**2023 Schedule:** DNP

# CHARLOTTE KNIGHTS

324 South Mint Street • Charlotte, NC 28202

(704) 274-8300 • charlotteknights.com



since 1999

Media Contact:

Tommy Viola

Radio:

Matt Swierad

Clubhouse:

Clippers Hotel:



Ballpark:

Truist Field (2014)

Capacity:

10,200

Dimensions:

LF-330, CF-400, RF-315

Last Season:

58-92 (10th, IL East)

League Titles:

4 (1999)



## 2023 Field Staff

**Manager:**

Justin Jirschele (1st year, 0-0)

**Pitching Coach:**

Matt Zaleski (3rd year)

**Hitting Coach:**

Cam Seitzer (1st year)

**Coach:**

Hyeon Kim (1st year)

**Trainer:**

George Timke (1st year)

**S&C Coach:**

## Chicago White Sox Affiliates

**Double-A:**

Birmingham Barons (1986)

**High-A:**

Winston-Salem Dash (1997)

**Low-A:**

Kannapolis Cannon Ballers (2001)

**All-Time Record (2022):** 165-143 (DNP) • **At Charlotte:** 72-81 (DNP) • **At Home:** 93-62 (DNP)

**2023 Schedule:** 4/4-4/9 (H)

# DURHAM BULLS

409 Blackwell Street • Durham, NC 27701

(919) 687-6500 • durhambulls.com



since 1998

Media Contact:

Andrew Green

Radio:

Patrick Kinas

Clubhouse:

Clippers Hotel:



Ballpark:

DB Athletic Park (1995)

Capacity:

10,000

Dimensions:

LF-305, CF-400, RF-327

Last Season:

86-64 (1st, IL East)

League Titles:

17 (2022)



## 2023 Field Staff

**Manager:**

Michael Johns (1st year, 0-0)

**Pitching Coach:**

Brian Reith (2nd year)

**Hitting Coach:**

Kenny Hook (1st year)

**Coach:**

Reinaldo Ruiz (3rd year)

**Trainer:**

Kris Russell (2nd year)

**S&C Coach:**

Steve Chase (1st year)

## Tampa Bay Rays Affiliates

**Double-A:**

Montgomery Biscuits (2004)

**High-A:**

Bowling Green Hot Rods (2009)

**Low-A:**

Charleston RiverDogs (2021)

**All-Time Record (2022):** 104-111 (DNP) • **At Durham:** 53-56 (DNP) • **At Home:** 51-55 (DNP)

**2023 Schedule:** DNP

# GWINNETT STRIPERS

2500 Buford Drive • Lawrenceville, GA 30043

(678) 277-0300 • gostripers.com



since 2009

Media Contact:

Dave Lezotte

Radio:

Dave Lezotte

Clubhouse:

Clippers Hotel:



Ballpark:

Coolray Field (2009)

Capacity:

10,427

Dimensions:

LF-335, CF-400, RF-335

Last Season:

69-79 (8th, IL West)

League Titles:

None



## 2023 Field Staff

**Manager:**

Matt Tuiasosopo (3rd year, 140-137)

**Pitching Coach:**

Craig Bjornson (1st year)

**Hitting Coach:**

Carlos Mendez (3rd year)

**Coach:**

Wigberto Nevarez (3rd year)

**Trainer:**

Dan Leja (1st year)

**S&C Coach:**

Tyler Enns (1st year)

## Atlanta Braves Affiliates

**Double-A:**

Mississippi Braves (1984)

**High-A:**

Rome Braves (2003)

**Low-A:**

Augusta GreenJackets (2021)

**All-Time Record (2022):** 53-39 (DNP) • **At Gwinnett:** 28-15 (DNP) • **At Home:** 25-24 (DNP)

**2023 Schedule:** DNP

# INDIANAPOLIS INDIANS



since 2009

501 West Maryland Street • Indianapolis, IN 46225

(317) 269-3542 • indyindians.com

Media Contact: Anna Kayser  
Radio: Howard Kellman  
Clubhouse: Jeremy Martin  
Clippers Hotel: Fairfield Downtown  
(317) 860-5796



Ballpark: Victory Field (1996)  
Capacity: 14,230  
Dimensions: LF-320, CF-402, RF-320  
Last Season: 74-75 (4th, IL West)  
League Titles: 14 (2000)



## 2023 Field Staff

**Manager:** Miguel Perez (2nd year, 74-75)  
**Pitching Coach:** Dan Meyer (2nd year)  
**Hitting Coach:** Eric Munson (2nd year)  
**Coach:** Ruben Gotay (1st year)  
**Trainer:** Tyler Brooks (2nd year)  
**S&C Coach:** Alan Burr (6th year)

## Pittsburgh Pirates Affiliates

**Double-A:** Altoona Curve (1999)  
**High-A:** Greensboro Grasshoppers (2019)  
**Low-A:** Bradenton Marauders (2010)

**All-Time Record (2022):** 250-226 (12-8) • **At Indianapolis:** 113-120 (5-7) • **At Home:** 137-106 (7-1)

**2023 Schedule:** 4/25-4/30 (R), 5/23-5/28 (H), 6/20-6/25 (R)

# IOWA CUBS



since 1981

One Line Drive • Des Moines, IA 50309

(515) 243-6111 • iowacubs.com

Media Contact: Colin Connolly  
Radio: Alex Cohen  
Clubhouse: Bob Houtchens  
Clippers Hotel: Hampton Inn Downtown  
(563) 320-6558



Ballpark: Principal Park (1992)  
Capacity: 11,500  
Dimensions: LF-335, CF-400, RF-335  
Last Season: 68-81 (9th, IL West)  
League Titles: 1 (1993)



## 2023 Field Staff

**Manager:** Marty Pevey (11th year, 598-672)  
**Pitching Coach:** Ron Villone (4th year)  
**Hitting Coach:** John Mallee (1st year)  
**Coach:** Eric Patterson (1st year)  
**Trainer:** Ed Halbur (7th year)  
**S&C Coach:** Nathan Garza (1st year)

## Chicago Cubs Affiliates

**Double-A:** Tennessee Smokies (2007)  
**High-A:** South Bend Cubs (2015)  
**Low-A:** Myrtle Beach Pelicans (2015)

**All-Time Record (2022):** 30-21 (11-7) • **At Iowa:** 18-10 (8-4) • **At Home:** 12-11 (3-3)

**2023 Schedule:** 3/31-4/2 (R), 5/2-5/7 (H), 5/30-6/4 (R), 7/14-7/16 (H)

# JACKSONVILLE JUMBO SHRIMP

301 A. Philip Randolph Boulevard • Jacksonville, FL 32202

(904) 358-2846 • jaxshrimp.com



since 2009

Media Contact:

Scott Kornberg

Radio:

Scott Kornberg

Clubhouse:

Clippers Hotel:



Ballpark:

121 Financial (2003)

Capacity:

11,000

Dimensions:

LF-321, CF-420, RF-317

Last Season:

80-69 (3rd, IL East)

League Titles:

7 (2014)



## 2023 Field Staff

**Manager:**

Daren Brown (2nd year, 80-69)

**Pitching Coach:**

Jeremy Powell (3rd year)

**Hitting Coach:**

Greg Colbrunn (1st year)

**Coach:**

Jose Ceballos (5th year)

**Trainer:**

Eric Reigelsberger (2nd year)

**S&C Coach:**

Tim Rodmaker (2nd year)

## Miami Marlins Affiliates

**Double-A:**

Pensacola Blue Wahoos (2021)

**High-A:**

Beloit Sky Carp (2021)

**Low-A:**

Jupiter Hammerheads (2002)

**All-Time Record (2022):** 0-0 (DNP) • **At Jacksonville:** 0-0 (DNP) • **At Home:** 0-0 (DNP)

**2023 Schedule:** 8/22-8/27 (H)

# LEHIGH VALLEY IRONPIGS

1050 IronPigs Way • Allentown, PA 18109

(610) 841-7447 • ironpigsbaseball.com



since 2008

Media Contact:

Mike Ventola

Radio:

Pat McCarthy

Clubhouse:

Clippers Hotel:



Ballpark:

Coca-Cola Park (2008)

Capacity:

10,178

Dimensions:

LF-323, CF-400, RF-325

Last Season:

76-72 (t4th, IL East)

League Titles:

None



## 2023 Field Staff

**Manager:**

Anthony Contreras (2nd year, 76-72)

**Pitching Coach:**

Cesar Ramos (2nd year)

**Hitting Coach:**

Joe Thurston (2nd year)

**Coach:**

Pat Listach (1st year)

**Trainer:**

Andrew Dodgson (1st year)

**S&C Coach:**

Mike Lidge (2nd year)

## Philadelphia Phillies Affiliates

**Double-A:**

Reading Fightin' Phils (1967)

**High-A:**

Jersey Shore BlueClaws (2001)

**Low-A:**

Clearwater Threshers (1985)

**All-Time Record (2022):** 59-34 (3-3) • **At Lehigh Valley:** 30-19 (3-3) • **At Home:** 29-15 (DNP)

**2023 Schedule:** DNP

# LOUISVILLE BATS

401 East Main Street • Louisville, KY 40202

(502) 212-2287 • batsbaseball.com



since 2000

Media Contact: Connor Mullaney  
Radio: Nick Curran  
Clubhouse: Conner Jones  
Clippers Hotel: Omni Hotel  
(502) 313-6674



Ballpark: Slugger Field (2000)  
Capacity: 13,131  
Dimensions: LF-325, CF-405, RF-340  
Last Season: 60-90 (10th, IL West)  
League Titles: 4 (2001)



## 2023 Field Staff

**Manager:** Pat Kelly (3rd year, 115-163)  
**Pitching Coach:** Virgil Vasquez (1st year)  
**Hitting Coach:** Alex Pelaez (3rd year)  
**Coach:** Mike Jacobs (2nd year)  
**Trainer:** Steve Gober (8th year)  
**S&C Coach:** Dan Donohue (1st year)

## Cincinnati Reds Affiliates

**Double-A:** Chattanooga Lookouts (2019)  
**High-A:** Dayton Dragons (1999)  
**Low-A:** Daytona Tortugas (2015)

**All-Time Record (2022):** 247-225 (11-7) • **At Louisville:** 115-127 (7-5) • **At Home:** 132-98 (4-2)

**2023 Schedule:** 5/9-5/14 (R), 6/6-6/11 (H), 7/18-7/23 (R)

# MEMPHIS REDBIRDS

198 Union Avenue • Memphis, TN 38013

(901) 721-6000 • memphisredbirds.com



since 1998

Media Contact:  
Radio:  
Clubhouse:  
Clippers Hotel:



Ballpark: AutoZone Park (2000)  
Capacity: 10,000  
Dimensions: LF-319, CF-400, RF-322  
Last Season: 73-77 (6th, IL West)  
League Titles: 4 (2018)



## 2023 Field Staff

**Manager:** Ben Johnson (4th year, 203-215)  
**Pitching Coach:** Darwin Marrero (1st year)  
**Hitting Coach:** Howie Clark (1st year)  
**Coach:** Will Peterson (1st year)  
**Trainer:** Dan Martin (2nd year)  
**S&C Coach:** Henry Torres (1st year)

## St. Louis Cardinals Affiliates

**Double-A:** Springfield Cardinals (2005)  
**High-A:** Peoria Chiefs (2013)  
**Low-A:** Palm Beach Cardinals (2003)

**All-Time Record (2022):** 3-3 (DNP) • **At Memphis:** 3-3 (DNP) • **At Home:** 0-0 (DNP)

**2023 Schedule:** DNP

# NASHVILLE SOUNDS

19 Junior Gilliam Way • Nashville, TN 37219

(615) 690-4487 • nashvillesounds.com



since 2021

Media Contact: Collin Perry  
Radio: Jeff Hem  
Clubhouse: Patrick King  
Clippers Hotel: SonestaNashvilleAirport  
(615) 889-9300



Ballpark: First Horizon Park (2015)  
Capacity: 10,000  
Dimensions: LF-330, CF-403, RF-310  
Last Season: 91-58 (1st, IL West)  
League Titles: 3 (2005)



## 2023 Field Staff

**Manager:** Rick Sweet (3rd year, 161-116)  
**Pitching Coach:** Jeremy Accardo (2nd year)  
**Hitting Coach:** Al LeBoeuf (3rd year)  
**Coach:** Ned Yost IV (3rd year)  
**Trainer:** Jeff Paxson (2nd year)  
**S&C Coach:** Andrew Emmick (3rd year)

## Milwaukee Brewers Affiliates

**Double-A:** Biloxi Shuckers (2015)  
**High-A:** Wisconsin Timber Rattlers (2009)  
**Low-A:** Carolina Mudcats (2017)

**All-Time Record (2022):** 15-29 (1-5) • **At Nashville:** 8-14 (DNP) • **At Home:** 7-15 (1-5)

**2023 Schedule:** 7/4-7/9 (R)

# NORFOLK TIDES

150 Park Avenue • Norfolk, VA 23510

(757) 622-2222 • norfolktides.com



since 2007

Media Contact: John Stanley  
Radio: Pete Michael  
Clubhouse:  
Clippers Hotel:



Ballpark: Harbor Park (1993)  
Capacity: 11,856  
Dimensions: LF-333, CF-400, RF-318  
Last Season: 74-76 (7th, IL East)  
League Titles: 6 (1985)



## 2023 Field Staff

**Manager:** Buck Britton (2nd year, 74-76)  
**Pitching Coach:** Justin Ramsey (3rd year)  
**Hitting Coach:** Brink Ambler (1st year)  
**Coach:** Ramon Sambo (4th year)  
**Trainer:** Alan Rail (2nd year)  
**S&C Coach:** Jon Medici (2nd year)

## Baltimore Orioles Affiliates

**Double-A:** Bowie Baysox (1989)  
**High-A:** Aberdeen IronBirds (2002)  
**Low-A:** Delmarva Shorebirds (1997)

**All-Time Record (2022):** 299-288 (DNP) • **At Norfolk:** 133-154 (DNP) • **At Home:** 166-134 (DNP)

**2023 Schedule:** DNP



# OMAHA STORM CHASERS

12356 Ballpark Way • Papillion, NE 68046

(402) 738-5100 • omahastormchasers.com

KC  
since 1969

Media Contact: Justin Rolfes  
Radio: Nicholas Badders  
Clubhouse: Nile Langer  
Clippers Hotel: Courtyard by Marriott  
(402) 331-7400



Ballpark: Werner Park (2011)  
Capacity: 9,023  
Dimensions: LF-310, CF-402, RF-315  
Last Season: 71-78 (7th, IL West)  
League Titles: 7 (2014)



## 2023 Field Staff

**Manager:** Mike Jirschele (15th year, 995-1,018)  
**Pitching Coach:** Dane Johnson (3rd year)  
**Hitting Coach:** Bijan Rademacher (1st year)  
**Coach:** Chris Nelson (1st year)  
**Trainer:** James Stone (4th year)  
**S&C Coach:** Yannick Plante (3rd year)

## Kansas City Royals Affiliates

**Double-A:** Northwest Arkansas Naturals (2008)  
**High-A:** Quad Cities River Bandits (2021)  
**Low-A:** Columbia Fireflies (2021)

**All-Time Record (2022):** 27-30 (7-11) • **At Omaha:** 14-16 (5-7) • **At Home:** 13-14 (2-4)

**2023 Schedule:** 6/13-6/18 (R), 7/25-7/30 (H), 9/19-9/24 (H)

# ROCHESTER RED WINGS

1 Morrie Silver Way • Rochester, NY 14608

(585) 454-1001 • redwingsbaseball.com

NATIONALS  
since 2021

Media Contact: Morrie Silver  
Radio: Josh Whetzel  
Clubhouse:  
Clippers Hotel:



Ballpark: Frontier Field (1996)  
Capacity: 13,500  
Dimensions: LF-335, CF-402, RF-322  
Last Season: 67-81 (8th, IL East)  
League Titles: 19 (1997)



## 2023 Field Staff

**Manager:** Matthew LeCroy (3rd year, 116-158)  
**Pitching Coach:** Rafael Chaves (2nd year)  
**Hitting Coach:** Brian Daubach (3rd year)  
**Coach:** Billy McMillon (2nd year)  
**Trainer:** Eric Montague (3rd year)  
**S&C Coach:** Mike Warren (3rd year)

## Washington Nationals Affiliates

**Double-A:** Harrisburg Senators (1991)  
**High-A:** Wilmington Blue Rocks (2021)  
**Low-A:** Fredericksburg Nationals (2020)

**All-Time Record (2022):** 277-241 (6-0) • **At Rochester:** 126-129 (DNP) • **At Home:** 151-112 (6-0)

**2023 Schedule:** DNP

# SCRANTON/WB RAILRIDERS

235 Montage Mountain Road • Moosic, PA 18507

(570) 969-2255 • swbrailriders.com



Media Contact:

Adam Marco

Radio:

Adam Marco

Clubhouse:

Clippers Hotel:



Ballpark:

PNC Field (1989)

Capacity:

10,000

Dimensions:

LF-326, CF-408, RF-330

Last Season:

83-67 (2nd, IL East)

League Titles:

2 (2016)



## 2023 Field Staff

**Manager:**

Shelley Duncan (1st year, 0-0)

**Pitching Coach:**

Graham Johnson (2nd year)

**Hitting Coach:**

Trevor Amicone (2nd year)

**Coach:**

Jose Javier (1st year)

**Trainer:**

Jimmy Downam (2nd year)

**S&C Coach:**

Ryan Williams (1st year)

## New York Yankees Affiliates

**Double-A:**

Somerset Patriots (2021)

**High-A:**

Hudson Valley Renegades (2021)

**Low-A:**

Tampa Tarpons (1994)

**All-Time Record (2022):** 162-134 (DNP) • **At Scranton/WB:** 87-62 (DNP) • **At Home:** 75-72 (DNP)

**2023 Schedule:** 9/5-9/10 (H)

# ST. PAUL SAINTS

360 Broadway Street • St. Paul, MN 55101

(651) 644-3517 • saintsbaseball.com



Media Contact:

Sean Aronson

Radio:

Sean Aronson

Clubhouse:

Will Sorenson

Clippers Hotel:

Drury Plaza Downtown

(952) 229-1085



Ballpark:

CHS Field (2015)

Capacity:

7,210

Dimensions:

LF-330, CF-405, RF-320

Last Season:

74-75 (t4th, IL West)

League Titles:

None



## 2023 Field Staff

**Manager:**

Toby Gardenhire (3rd year, 141-138)

**Pitching Coach:**

Cibney Bello (3rd year)

**Hitting Coach:**

Nate Spears (1st year)

**Coach:**

Tyler Smarslok (1st year)

**Trainer:**

Ben Myers (2nd year)

**S&C Coach:**

Cody Drouin (2nd year)

## Minnesota Twins Affiliates

**Double-A:**

Wichita Wind Surge (2021)

**High-A:**

Cedar Rapids Kernels (2013)

**Low-A:**

Fort Myers Mighty Mussels (1992)

**All-Time Record (2022):** 21-15 (12-6) • **At St. Paul:** 4-8 (3-3) • **At Home:** 17-7 (9-3)

**2023 Schedule:** 5/16-5/21 (H), 8/1-8/6 (H), 8/29-9/3 (R)

# SYRACUSE METS

1 Tex Simone Drive • Syracuse, NY 13208

(315) 474-7833 • [syracusemets.com](http://syracusemets.com)



since 2019

Media Contact:

Michael Tricarico

Radio:

Michael Tricarico

Clubhouse:

Jack Corcoran

Clippers Hotel:

Embassy Suites

(315) 243-8842



Ballpark:

NBT Bank Stadium (1997)

Capacity:

10,815

Dimensions:

LF-330, CF-400, RF-330

Last Season:

64-85 (9th, IL East)

League Titles:

8 (1976)



## 2023 Field Staff

**Manager:**

Dick Scott (1st year, 0-0)

**Pitching Coach:**

Kyle Driscoll (1st year)

**Hitting Coach:**

Collin Hetzler (1st year)

**Coach:**

J.P. Arencibia (1st year)

**Trainer:**

Hiroto Kawamura (3rd year)

**S&C Coach:**

Alex Tavaréz (2nd year)

## New York Mets Affiliates

**Double-A:**

Binghamton Rumble Ponies (1991)

**High-A:**

Brooklyn Cyclones (2001)

**Low-A:**

St. Lucie Mets (1988)

**All-Time Record (2022):** 293-225 (6-0) • **At Syracuse:** 145-111 (DNP) • **At Home:** 148-114 (6-0)

**2023 Schedule:** 8/15-8/20 (R)

# TOLEDO MUD HENS

406 Washington Street • Toledo, OH 43604

(419) 725-4367 • [mudhens.com](http://mudhens.com)



since 1987

Media Contact:

Matt Melzak

Radio:

Jim Weber

Clubhouse:

Jason Klatt

Clippers Hotel: Renaissance Downtown

(419) 244-2444



Ballpark:

Fifth Third Field (2002)

Capacity:

10,300

Dimensions:

LF-320, CF-400, RF-320

Last Season:

87-63 (2nd, IL West)

League Titles:

4 (2006)



## 2023 Field Staff

**Manager:**

Anthony Iapoce (1st year, 0-0)

**Pitching Coach:**

Doug Bochtler (3rd year)

**Hitting Coach:**

Mike Hessman (1st year)

**Coach:**

Tony Cappucilli (2nd year)

**Trainer:**

Jason Schwartzman (3rd year)

**S&C Coach:**

Phil Hartt (2nd year)

## Detroit Tigers Affiliates

**Double-A:**

Erie SeaWolves (2001)

**High-A:**

West Michigan Whitecaps (1997)

**Low-A:**

Lakeland Flying Tigers (1963)

**All-Time Record (2022):** 450-413 (11-10) • **At Toledo:** 223-214 (4-5) • **At Home:** 227-199 (7-5)

**2023 Schedule:** 4/18-4/23 (H), 6/28-7/3 (H), 8/8-8/13 (R), 9/12-9/17 (R)

# WORCESTER RED SOX

100 Madison Street • Worcester, MA 01608

(508) 500-1000 • woosox.com



since 2021

Media Contact:

Bill Wanless

Radio:

Tyler Murray

Clubhouse:

Patrick Hughes

Clippers Hotel:

Hilton Garden Inn

(508) 688-8501



Ballpark:

Polar Park (2021)

Capacity:

9,508

Dimensions:


LF-329, CF-402, RF-320

Last Season:

75-73 (6th, IL East)

League Titles:

None



## 2023 Field Staff

**Manager:**

Chad Tracy (2nd year, 75-73)

**Pitching Coach:**

Paul Abbott (3rd year)

**Hitting Coach:**

Rich Gedman (3rd year)

**Coach:**

Jose Flores (2nd year)

**Trainer:**

Scott Gallon (2nd year)

**S&C Coach:**

Ben Chadwick (3rd year)

## Boston Red Sox Affiliates

**Double-A:**

Portland Sea Dogs (2003)

**High-A:**

Greenville Drive (2005)

**Low-A:**

Salem Red Sox (2009)

**All-Time Record (2022):** 0-0 (DNP) • **At Worcester:** 0-0 (DNP) • **At Home:** 0-0 (DNP)

**2023 Schedule:** 4/11-4/16 (R)

## UMPIRE SCHEDULE

### Crew 1

David Arrieta  
Matt Brown  
Trevor Dannegger

H: 6/6-6/11

R: None

### Crew 2

Robert Nunez  
Dillon Wilson  
Raul Moreno

H: None

R: 7/18-7/23

### Crew 3

Paul Clemons  
Will Clark  
Mark Bass

H: None

R: 8/15-8/20

### Crew 4

Lew Williams  
Matt Winter  
Samuel Burch

H: 8/22-8/27

R: 5/30-6/4

### Crew 5

Jose Navas  
Taka Matsuda  
Benjamin Phillips

H: 7/14-7/16

R: 8/29-9/3

### Crew 6

Chris Marco  
Thomas West  
Steven Jaschinski

H: 4/4-4/9, 5/23-5/28

R: None

### Crew 7

John Bacon  
Jhonatan Biarreta  
Kelvis Velez

H: 6/28-7/3, 9/19-9/24

R: None

### Crew 8

Thomas Hanahan  
Mark Stewart  
Harden Acosta

H: None

R: 8/8-8/13

### Crew 9

Aaron Higgins  
Darius Ghani  
Michael Rains

H: None

R: 4/11-4/16

### Crew 10

Jacob Metz  
Ben Sonntag  
Zachary Dobson

H: 5/16-5/21, 9/5-9/10

R: 7/4-7/9

### Crew 11

Cody Oakes  
Matt Bates  
Dane Poncsak

H: 8/1-8/6

R: 3/31-4/2, 5/9-5/14

### Crew 12

Anthony Perez  
Reed Basner  
James Jean

H: 5/2-5/7

R: 9/12-9/17

### Crew 13

Randy Rosenberg  
Tyler Jones  
Lucas Krupa

H: None

R: 6/20-6/25

### Crew 14

Jonathan Parra  
Austin Jones  
Jen Pawol

H: 4/18-4/23

R: None

### Crew 15

Jose Matamoros  
Luis Hernandez  
Garry Kelley

H: 7/25-7/30

R: 4/25-4/30, 6/13-6/18





# TEAM HISTORY

Brothers Josh and Bo Naylor both played for Columbus in 2022, though not at the same time. They were the first Clipper brothers since Aaron and Bret Boone (2008).



## NO-HITTERS AND MANAGER RECORDS

### No-Hit History

Tyler Cloyd twirled the first no-hitter in Huntington Park history when he silenced the Louisville Bats on 7/30/14. He came within one hit batter, leading off the 9th inning, of a perfect game, but still faced the minimum number of batters thanks to a double play.



Date	Pitcher(s)	Opponent	Innings	Result
7/25/77	Rod Scurry	Richmond	7	W, 2-0
6/8/88	Scott Nielsen	Maine	9	W, 3-0
7/5/91	Kevin Mmahat	Louisville	9	W, 6-0
6/26/95	Mariano Rivera	Indianapolis	5	W, 3-0
6/10/02	Adrian Hernandez/Bob Scanlan/Kevin Lovinger	Indianapolis	9	W, 15-1
7/26/11	Justin Germano*	Syracuse	9	W, 3-0
7/30/14	Tyler Cloyd	Louisville	9	W, 13-0
5/25/18	Shane Bieber	Gwinnett	7	W, 7-0
6/2/18	Adam Plutko	Syracuse	9	W, 6-0

\*-perfect game

### MANAGERS RANKED BY WINNING PERCENTAGE

Manager	Games	Record	Pct	Years
Rick Down	391	242-149	.619	1989*, 90*, 91-92
Gene Michael	139	85-54	.612	1979
Frank Verdi	279	167-112	.599	1981-82
John Oates	140	83-57	.593	1983
Joe Altobelli	140	83-57	.593	1980
Tony Mansolino	140	81-59	.579	2019
Mike Sarbaugh	432	242-190	.560	2010-12
Stump Merrill	1,122	608-514	.542	1984, 85*, 90*, 93-94, 96-98, 2002*
Chris Tremie	858	459-399	.535	2013-18
Trey Hillman	428	225-203	.526	1999-2001
Bucky Dent	844	443-401	.525	1987-88, 89*, 2003-05
Andy Tracy	276	144-132	.522	2021-22
Bill Evers	139	71-68	.511	1995
Tim Foli	142	69-73	.486	2008
Dave Miley	142	69-73	.486	2006
John Lipon	244	115-129	.471	1977*, 78
Doug Holmquist	22	10-12	.455	1985*
Barry Foote	139	62-77	.446	1986
John Stearns	144	64-80	.444	2007
Torey Lovullo	144	57-85	.401	2009
Frank Howard	8	3-5	.375	2002*
Brian Butterfield	37	12-25	.324	2002*
Tim Murtaugh	35	11-24	.314	1977*

\*-did not manage the whole season

# YEAR BY YEAR

Year	W-L	Pct	Pos	Manager(s)	GM	Att.
2022	85-64	.570	3rd	Andy Tracy	Ken Schnacke	534,393
2021	59-68	.465	5th	Andy Tracy	Ken Schnacke	393,879
2019	81-59	.579	1st	Tony Mansolino	Ken Schnacke	625,341
2018	73-67	.521	2nd	Chris Tremie	Ken Schnacke	616,866
2017	71-71	.500	2nd	Chris Tremie	Ken Schnacke	616,059
2016	82-62	.569	1st	Chris Tremie	Ken Schnacke	602,171
2015	83-61	.576	1st	Chris Tremie	Ken Schnacke	661,731
2014	79-65	.549	1st	Chris Tremie	Ken Schnacke	638,575
2013	71-73	.493	2nd	Chris Tremie	Ken Schnacke	635,613
2012	75-69	.521	2nd	Mike Sarbaugh	Ken Schnacke	611,223
2011	88-56	.611	1st	Mike Sarbaugh	Ken Schnacke	608,165
2010	79-65	.549	2nd	Mike Sarbaugh	Ken Schnacke	651,224
2009	57-85	.401	4th	Torey Lovullo	Ken Schnacke	666,797
2008	69-73	.486	3rd	Tim Foli	Ken Schnacke	537,889
2007	64-80	.444	4th	John Stearns	Ken Schnacke	507,155
2006	69-73	.486	4th	Dave Miley	Ken Schnacke	518,875
2005	77-67	.534	2nd	Bucky Dent	Ken Schnacke	520,104
2004	80-64	.556	1st	Bucky Dent	Ken Schnacke	493,496
2003	76-68	.528	2nd	Bucky Dent	Ken Schnacke	480,445
2002	59-83	.415	4th	Stump Merrill (44-53) Frank Howard (3-5) Brian Butterfield (12-25)	Ken Schnacke	490,390
2001	67-76	.469	2nd	Trey Hillman	Ken Schnacke	503,824
2000	75-69	.521	2nd	Trey Hillman	Ken Schnacke	458,806
1999	83-58	.589	1st	Trey Hillman	Ken Schnacke	460,923
1998	67-77	.465	3rd	Stump Merrill	Ken Schnacke	488,674
1997	79-63	.556	1st	Stump Merrill	Ken Schnacke	507,810
1996	85-57	.599	1st	Stump Merrill	Ken Schnacke	526,099
1995	71-68	.511	3rd	Bill Evers	Ken Schnacke	541,451
1994	74-68	.521	3rd	Stump Merrill	Ken Schnacke	535,145
1993	78-62	.557	3rd	Stump Merrill	Ken Schnacke	580,570
1992	95-49	.660	1st	Rick Down	Ken Schnacke	583,918
1991	85-59	.590	1st	Rick Down	Ken Schnacke	570,605
1990	87-59	.596	1st	Rick Down (53-34) Stump Merrill (34-25)	Ken Schnacke	584,010
1989	77-69	.527	2nd	Rick Down (9-7) Bucky Dent (68-62)	George Sisler, Jr.	504,224
1988	65-77	.458	3rd	Bucky Dent	George Sisler, Jr.	536,171
1987	77-63	.550	2nd	Bucky Dent	George Sisler, Jr.	570,599
1986	62-77	.446	6th	Barry Foote	George Sisler, Jr.	548,417
1985	75-64	.540	3rd	Stump Merrill (65-52) Doug Holmquist (10-12)	George Sisler, Jr.	568,735
1984	82-57	.590	1st	Stump Merrill	George Sisler, Jr.	520,478
1983	83-57	.593	1st	John Oates	George Sisler, Jr.	501,481
1982	79-61	.564	2nd	Frank Verdi	George Sisler, Jr.	564,850
1981	88-51	.633	1st	Frank Verdi	George Sisler, Jr.	527,124
1980	83-57	.593	1st	Joe Altobelli	George Sisler, Jr.	546,074
1979	85-54	.612	1st	Gene Michael	George Sisler, Jr.	576,101
1978	61-78	.439	7th	John Lipon	George Sisler, Jr.	324,510
1977	65-75	.464	7th	John Lipon (54-51) Tim Murtaugh (11-24)	George Sisler, Jr.	457,251
<b>3,405-2,972 .534</b>						<b>24,498,241</b>

## Notes

-Attendance figures since 1979 are paid attendance and include playoffs and All-Star... *ITALICS* denote led League.

## POSTSEASON RESULTS

Year	Series	Teams	Result
2019	Triple-A National Championship	Sacramento over COLUMBUS	1-0
	GOVERNORS' CUP	COLUMBUS over Durham	3-0
	IL Semi-Final	COLUMBUS over Gwinnett	3-1
2016	IL Semi-Final	Gwinnett over COLUMBUS	3-1
2015	Triple-A National Championship	Fresno over COLUMBUS	1-0
	GOVERNORS' CUP	COLUMBUS over Indianapolis	3-2
	IL Semi-Final	COLUMBUS over Norfolk	3-2
2014	IL Semi-Final	Durham over COLUMBUS	3-1
2011	Triple-A National Championship	COLUMBUS over Omaha	1-0
	GOVERNORS' CUP	COLUMBUS over Lehigh Valley	3-1
	IL Semi-Final	COLUMBUS over Durham	3-0
2010	Triple-A National Championship	COLUMBUS over Tacoma	1-0
	GOVERNORS' CUP	COLUMBUS over Durham	3-1
	IL Semi-Final	COLUMBUS over Scranton/WB	3-1
2004	IL Semi-Final	Richmond over COLUMBUS	3-2
1999	IL Semi-Final	Durham over COLUMBUS	3-0
1997	GOVERNORS' CUP	Rochester over COLUMBUS	3-2
	IL Semi-Final	COLUMBUS over Charlotte	3-1
1996	GOVERNORS' CUP	COLUMBUS over Rochester	3-0
	IL Semi-Final	COLUMBUS over Norfolk	3-0
1992	GOVERNORS' CUP	COLUMBUS over Scranton/WB	3-2
	IL Semi-Final	COLUMBUS over Richmond	3-0
1991	Triple-A Classic	Denver over COLUMBUS	4-1
	GOVERNORS' CUP	COLUMBUS over Pawtucket	3-0
1990	GOVERNORS' CUP	Rochester over Columbus	3-2
1987	GOVERNORS' CUP	COLUMBUS over Tidewater	3-0
	IL Semi-Final	COLUMBUS over Rochester	3-0
1985	GOVERNORS' CUP	Tidewater over COLUMBUS	3-1
	IL Semi-Final	COLUMBUS over Syracuse	3-1
1984	IL Semi-Final	Pawtucket over COLUMBUS	3-1
1983	IL Semi-Final	Tidewater over COLUMBUS	3-2
1982	IL Semi-Final	Tidewater over COLUMBUS	3-0
1981	GOVERNORS' CUP	COLUMBUS over Richmond	2-1
	IL Semi-Final	COLUMBUS over Rochester	3-2
1980	GOVERNORS' CUP	COLUMBUS over Toledo	4-1
	IL Semi-Final	COLUMBUS over Richmond	3-2
1979	GOVERNORS' CUP	COLUMBUS over Syracuse	4-3
	IL Semi-Final	COLUMBUS over Tidewater	3-1

Cups	Team	Governors' Cup Champions (1977-2019)	Last Playoff
11	Columbus	'79, '80, '81, '87, '91, '92, '96, '10, '11, '15, '19	2019
6	Durham	'02, '03, '09, '13, '17, '18	2019
5	Richmond*	'78, '86, '89, '94, '07	-
3	Pawtucket	'84, '12, '14	2014
3	Rochester	'88, '90, '97	2013
3	Norfolk	'82, '83, '85	2015
2	Buffalo	'98, '04	2005
2	Charlotte	'93, '99	2012
2	Scranton/WB	'08, '16	2019
2	Toledo	'05, '06	2018
1	Indianapolis	'00	2017
1	Louisville	'01	2010
1	Ottawa*	'95	-
1	Charleston*	'77	-

\*-no longer in the IL

## CLIPPERS ALL TIME ROSTER

-A-		Banks, Willie	1997, 03	Bowie, Micah	2007
Abbott, Kurt	2002	Banwart, Travis	2014, 17	Boyland, Doe	1978
Abernathy, Brent	2007	Barfield, Josh	2009	Brach, Brett	2011, 13-14
Abraham, Adam	2013-14	Barker, Tim	1996-97	Bradley, Bert	1985-86
Abreu, Winston	2007	Barnes, Brandon	2018-19	Bradley, Bobby	2018-19, 21-22
Accardo, Jeremy	2012	Barnes, Scott	2011-14	Bradley, Ryan	1998-00, 02
Adams, Austin	2014-16	Barnwell, Rich	1994-95	Bradley, Scott	1984-85
Adkins, Steve	1990-91	Barom, Jim	1998	Brady, Sean	2018-19
Adkins, Tim	2001, 03-04	Barrett, Tom	1984-86	Bragg, Darren	2001, 04
Aguilar, Jesus	2014-16	Batchelor, Rich	1993	Brant, Marshall	1980-83
Albaladejo, Jonathan	2007	Batista, Tony	2007-08	Brantley, Michael	2009-10, 16
Alberro, Jose	1997-98	Battenfield, Peyton	2022	Brantly, Rob	2018
Alexander, Doyle	1982	Batton, Chris	1977	Branyan, Russell	2010, 14
Alexander, Manny	2007	Bauer, Trevor	2013-14	Brazoban, Yhency	2001
Alford, Anthony	2022	Bauers, Jake	2019	Breining, Fred	1978
Allen, Cody	2012	Beal, Andy	2002-04	Brennan, Will	2022
Allen, Greg	2018-19	Beam, T.J.	2006	Breslow, Craig	2017
Allen, Kim	1978	Bean, Colter	2003-06	Brewer, Billy	1996
Allen, Logan S.	2019, 21	Beattie, Jim	1979	Bridges, Kary	2001-02
Allen, Logan T.	2022	Becker, Tim	1979	Briggs, Dan	1984-85
Allen, Neil	1988	Beech, Matt	2002-03	Brito, Eude	2008
Almanzar, Carlos	2001	Benson, Will	2021-22	Brito, Juan	2007
Almonte, Abraham	2015-17	Belisle, Matt	2018	Broadway, Larry	2007-08
Almonte, Erick	2001-03	Beliveau, Jeff	2018	Brock, Russ	1996
Alvarez, Manuel	2021	Bell, Bubba	2011	Brooks, Trenton	2021-22
Ambriz, Hector	2010, 12	Bellinger, Clay	1997-01	Broom, Robert	2021-22
Anderson, Cody	2015-16, 19	Benavides, Freddie	1996	Brow, Scott	1998
Anderson, Jason	2002-05	Benzinger, Todd	1995	Brower, Bob	1989-90
Anderson, Lars	2012	Berger, Eric	2010-12	Brown, Bobby	1979, 81
Anderson, Rick	1979	Bergman, Dusty	2006	Brown, Curt	1984-85
Angulo, Argenis	2016, 19	Bergmann, Jason	2007-08	Brown, D.J.	2016-17
Antonelli, Matt	2013	Bergolla, William	2008	Brown, Dusty	2014
Aquino, Greg	2009	Bernadina, Roger	2007-08	Brown, Jason	2006
Aramboles, Ricardo	2001	Berra, Dale	1977-78	Brown, Jordan	2009-11
Arias, Alex	2002	Berry, Mike	1998	Brown, Kevin	2004
Arias, Gabriel	2021-22	Berti, Jon	2018	Brown, Richard	2000
Arias, Gabriel D.	2014	Bertotti, Mike	2000-01	Brown, Ron	1997
Arias, Jaime	2022	Betancourt, Rafael	2009	Browning, Mike	1982-83
Armstrong, Mike	1985-87	Betts, Todd	2004	Brownlie, Bobby	2008
Armstrong, Shawn	2014-17	Beverlin, Jason	2000	Bruhert, Mike	1981-82
Arnal, Cristo	2009	Bieber, Shane	2018, 21	Bruney, Brian	2006
Arnsberg, Brad	1985-87	Bierek, Kurt	1998-99, 02	Bruske, Jim	1998
Arocha, Rene	1997	Bird, Doug	1980	Bryson, Rob	2013
Arrojo, Rolando	2003	Bittner, Tim	2008	Buchanan, Brian	1997
Artiles, Carlos	2005	Bixler, Brian	2010	Buck, Travis	2011
Ashby, Chris	1998-99	Blair, Ryan	2009	Buddie, Mike	1997-00
Ashford, Tucker	1981-82	Blevins, Jeremy	2002	Buhner, Jay	1987-88
Aubrey, Michael	2009	Blowers, Mike	1990	Burke, Jay	1987-88
Augustine, Dave	1977	Boehringer, Brian	1995-96, 05	Burns, Britt	1990
Augustine, Jerry	1986	Bond, Daven	1991	Burns, Cory	2011
Ausanio, Joe	1994-95	Bonds, Bobby	1982	Burrows, Terry	1996
Ausmus, Brad	1992	Bonifacio, Emilio	2008	Buscher, Brian	2010
Aviles, Robbie	2017	Bonilla, Juan	1985, 87	Bush, Homer	1997, 04
Ayala, Benny	1978	Bonser, Boof	2013	Butler, Joey	2016
Ayala, Luis	2007	Booker, Chris	2007-08	Butterfield, Brian	1982
Azocar, Oscar	1989-90	Boone, Aaron	2008	Butto, Francisco	2006
		Boone, Bret	2008	Byron, Tim	1986
-B-		Bordi, Rich	1987	Bystrom, Marty	1985-86
Bacsik, Mike	2007-08	Boris, Paul	1981		
Balbani, Steve	1981-83	Borowski, Joe	1998	-C-	
Baldwin, Billy	1978	Borrell, Danny	2003	Cabrera, Melky	2005-06, 18
Baldwin, Rick	1978	Bourn, Michael	2013-14	Caddell, Seth	2022
Balester, Collin	2007-08	Bowen, Ryan	1997	Call, Alex	2021-22

# CLIPPERS ALL TIME ROSTER

Callahan, Ben	1983	Colabello, Chris	2017	Deliza, Juan	1978
Callahan, Pat	1981-82	Cole, A.J.	2019	Dellucci, David	2009
Campaneris, Bert	1983	Coleman, Dave	1980-81	Delvecchio, Nick	1996-97
Canizaro, Andy	2005-06, 09	Coleman, Michael	2001	DeMasi, Dominic	2018
Cano, Robinson	2004-05	Collins, Gavin	2021-22	Demery, Larry	1978
Canzler, Russ	2012	Colome, Jesus	2006-07	Dent, Bucky	1984
Capps, Matt	2013	Colon, Joseph	2015-17	DePaula, Jorge	2003, 05-06
Capuzzello, George	1984	Constanza, Jose	2010	DeSalvo, Matt	2006
Carlin, Luke	2010-12, 14	Conti, Jason	2006	Deshaies, Jim	1984-85
Carlyle, Buddy	2004	Contreras, Jose	2003-04	Destrade, Orestes	1986-87
Carmona, Fausto	2009, 12	Converse, Jim	1997	Detwiler, Ross	2016
Carpenter, Bubba	1993-99	Cook, Andy	1991-95	Diaz, Felix	2007
Carper, Mark	1994-96	Cook, Cole	2012-13	Diaz, Frank	2008
Carrasco, Carlos	2009-10, 13, 19	Coolbaugh, Mike	1999-00	Diaz, Juan	2011-13
Carrasco, Hector	2007	Cooper, David	2013-14	Diaz, Mario	1996
Carreno, Amalio	1987-88	Cooper, Don	1979-80, 84-85	Diaz, Yandy	2015-18
Carrera, Ezequiel	2010-13	Cooper, Jordan	2014-16	Dickerson, Bobby	1989
Carroll, Clay	1978	Copeland, Ben	2011-12	Dillinger, John	2002
Carroll, David	1999	Corey, Mark	2006	Dilone, Miguel	1977
Carroll, Jamey	2009	Cosme, Caonabo	2004-06	Dimmel, Mike	1979
Carson, Matt	2013-14	Cotes, Eugenio	1978	Dingman, Craig	2000, 02
Cary, Chuck	1989, 91	Cotto, Henry	1985-87	Donald, Jason	2009-12
Cassel, Jack	2009	Coulter, Kevin	2022	Donaldson, Bo	2002
Castillo, Alberto	2002	Cowgill, Collin	2016	Donaldson, Josh	2018
Castillo, Ivan	2016	Cowley, Joe	1984	Dorsett, Brian	1989-90
Casto, Kory	2007-08	Crockett, Kyle	2014-17	Dorta, Melvin	2007
Castro, Anthony	2022	Croghan, Andy	1994-96	Dotel, Octavio	2006
Castro, Bernie	2007	Crosby, Bubba	2003-06	Dowdy, Kyle	2019, 21
Castro, Bill	1981	Crowe, Trevor	2009-12	Doyle, Brian	1979-80
Castro, Ofilio	2008	Cruz, Ivan	1996-98	Drabek, Doug	1985-86
Cathcart, Gary	1987	Cruz, Jose	1988	Draper, Mike	1991-92
Cedno, Andujar	1999	Cruz, Pablo	1978	Draper, Zach	2021-22
Cerone, Rick	1984, 90	Cruz, Tommy	1979	Drews, Matt	1996
Chacin, Jhoulys	2015	Cumberland, Chris	1996	Dubois, Jason	2008
Chang, Yu-Cheng	2018-19, 21-22	Cunningham, Aaron	2012	Duenas, Yobal	2005
Chapin, Darrin	1989-91	Curry, Xzavion	2022	Dukes, Elijah	2008
Chapman, Nate	1979, 81			Dunbar, Matt	1994-96
Chen, Bruce	2015	-D-		Duncan, Eric	2006
Chen, Chun-Hsiu	2013	Dalena, Pete	1984-88	Duncan, Mariano	1996
Chiang, Shao-Ching	2018-19	Dalesandro, Mark	1996	Duncan, Shelley	2006, 10-11
Chico, Matt	2007-08	Daniels, Brett	2022	Durazo, Erubiel	2006
Childers, Matt	2006	Datz, Jeff	1990		
Childs, Dwight	2009, 11	Davidson, Bob	1988-90	-E-	
Chisenhall, Lonnie	2011-13, 15-18	Davidson, Cleatus	2002	Earl, Scott	1989
Choate, Randy	2000-03	Davies, Kyle	2014	Easler, Mike	1977-78
Choice, Michael	2015-16	Davis, Ben	2006	Edell, Ryan	2009
Christian, Justin	2005	Davis, Chili	1998	Edenfield, Ken	1996-97
Christiansen, Clay	1983-86	Davis, Lance	2004	Edwards, Jon	2018-19
Christopher, Mike	1989	Davis, Leonard	2008	Edwards, Mike	1977
Chulk, Vinnie	2009	Davis, Ron	1979, 90	Enhoorn, Robert	1994-96
Ciriaco, Audy	2014-15	Davis, Russ	1993-95	Eiland, Dave	1988-91, 94-97
Civale, Aaron	2019, 22	Dayett, Brian	1983-84	Einertson, Darrell	2000
Claiborne, Preston	2018	de Caster, Yurendell	2008	Elston, Guy	1983
Claussen, Brandon	2002-03, 07	De La Cruz, Kelvin	2011	Engelmann, Jonathan	2022
Clay, Ken	1980	de la Rosa, Francisco	1992-93	Enright, Nic	2022
Clayton, Royal	1990-94	De La Torre, Jose	2012	Epps, Scott	1994-95
Clement, Ernie	2019, 21-22	De Los Santos, Enyel	2022	Erds, Todd	1998-99
Clements, Pat	1987-88	De Los Santos, Luis	1999	Erickson, Roger	1983
Clevinger, Mike	2015-17, 19	Deardorff, Jeff	2004	Erickson, Scott	2006
Clippard, Tyler	2005, 08, 19	DeBerry, Joe	1995	Escalona, Felix	2004-06
Close, Casey	1988	DeJardin, Bobby	1992-94	Escobar, Alex	2007-08
Cloyd, Tyler	2014	DeJesus, Ivan	1986	Espino, Damaso	2009-10
Cochran, Greg	1979-82	DeJesus, Jose	1996	Espino, Juan	1980-83, 85-87

## CLIPPERS ALL TIME ROSTER

Espino, Paolo	2010-13	Gantt, Tre	2018	Guerrero, Cristian	2007
Espinoza, Alvaro	1988	Galvez, Balvino	1989	Guetterman, Lee	1988
Estalella, Bobby	2001	Gamel, Ben	2021	Guidry, Ron	1987, 89
Estrada, Johnny	2008	Garagozzo, Keith	1994	Guil, Aaron	2006
Estrada, Marco	2008	Garcia, Carlos	2000-01	Guilmet, Preston	2013
Eubank, Luke	2018	Garcia, Damasao	1979	Gulden, Brad	1979-81, 83
Evans, Barry	1982-83	Garcia, Danny	2006	Gunderson, Eric	2001
Evans, Rick	1978	Garcia, Karim	2002	Guyer, Brandon	2017-18
		Garcia, Victor	1991	Guzman, Garrett	2008
-F-		Gardiner, Mike	1997		
Fasano, Sal	2004	Garner, Perci	2016-17	-H-	
Fascia, Zac	2022	Garza, Justin	2021-22	Haase, Eric	2017-19
Faulk, Kelly	1984-1986	Gedman, Rich	1993	Habyan, John	1989-90
Federowicz, Tim	2019	George, Steve	1987	Hafner, Travis	2009, 12
Fedroff, Tim	2011-14	Geren, Bob	1986-89	Hagadone, Nick	2011-14
Fermin, Felix	1996	Germano, Justin	2010-11	Haggerty, Sam	2018
Fermin, Jose	2021-22	Giambi, Jason	2004	Haley, Trey	2015
Fernandez, Sid	2001	Gibaut, Ian	2022	Hall, Josh	2007
Field, Johnny	2018	Gibson, Paul	1993-94, 96	Hall, Mickey	2009
Field, Nate	2002	Gil, Jerry	2013	Halsey, Brad	2004
Fife, Stephen	2018	Giljigiljaw, Kungkuan	2018	Hamilton, Ian	2022
Figga, Mike	1995-98, 01	Gimenez, Andres	2021	Hankins, Mike	1992
Filer, Tom	1981	Gimenez, Chris	2009-10	Hankins, Ryan	2005
Fillmyer, Heath	2021	Gipson, Charles	2003	Hankins, Todd	2014, 16-18
Filson, Pete	1982, 87	Glass, Chip	1998-99	Hannahan, Jack	2012
Fiore, Mike	1978	Godley, Zack	2021	Hanrahan, Joel	2007
Fishel, John	1989-90	Godwin, Tyrell	2007	Hansell, Greg	2003
Fisher, Brian	1985-86	Goedert, Jared	2010-12	Hare, Shawn	1997
Fithian, Grant	1998	Gogolewski, Doug	1993	Harer, Wayne	1980-82
Flaherty, Ryan	2019	Gomes, Yan	2013, 15	Hargan, Steve	1978
Flanagan, Kevin	2001	Gomez, Jeanmar	2010-12	Hargis, Gary	1977-78
Fleming, Carlton	1995	Gomez, Rudy	1998	Harper, Brandon	2007
Flores, Jesus	2008	Gonzalez, Alberto	2008	Harrison, Matt	1988
Flores, Randy	2000-01	Gonzalez, Alex	2007	Hart, Mike	1982
Flury, Pat	2001	Gonzalez, Carlos	2019	Haviland, Shawn	2016
Foli, Dan	2007	Gonzalez, Erik	2015-17	Hawkins, Johnny	1985-86
Fontenot, Ray	1983	Gonzalez, Fernando	1978	Hayes, Brett	2015
Fonville, Chad	2001	Gonzalez, Gianpaul	2021	Head, Jerad	2010-11
Foot, Barry	1982	Gonzalez, Mike	1977	Head, Louis	2013, 17-18
Ford, Ben	1999-00	Gonzalez, Oscar	2021-22	Head, Stephen	2009
Fossas, Tony	1999	Gooden, Dwight	1997	Heath, Kelly	1984-85
Fowler, Don	1984	Goody, Nick	2017, 19	Heller, Ben	2016
Fox, Andy	1995, 97	Gorzellanny, Tom	2016	Henn, Sean	2005-06
Frank, Mike	2000-01	Gose, Anthony	2021	Henry, Butch	2001
Franklin, Glen	1985	Gosling, Mike	2009-10	Henson, Drew	2001-03
Franklin, Wayne	2005	Graffanino, Tony	2009	Hentges, Sam	2021
Frazier, Clint	2016	Graham, Randy	1986-87	Heredia, Felix	2004
Frazier, George	1981	Grahe, Joe	1998	Heredia, Wilson	1998
Frazier, Ron	1994-95	Graman, Alex	2002-05	Herges, Matt	2009
Freeman, Ike	2022	Grapenthin, Dick	1989	Herget, Kevin	2021
Freeman, Mike	2019	Gray, Lorenzo	1985	Hermida, Jeremy	2013
Freeman, Tyler	2022	Green, Bobby	1988-90	Hernaiz, Jesus	1982-83
Frey, Steve	1986-87	Green, John	1990	Hernandez, Adrian	2000-03
Frias, Carlos	2017	Green, Nick	2006	Hernandez, Anderson	2010
Fruto, Emiliano	2007	Greene, Todd	2001	Hernandez, Guillermo	1995
Fry, David	2022	Greer, Ken	1992-93	Hernandez, Hector	2019
Fuentes, Omar	2004	Grening, Brian	2009	Hernandez, Kiki	1993-94
Fuller, Jim	1978	Griffin, Dave	1989	Hernandez, Leo	1986
Fulton, Bill	1986-89	Griffin, Mike	1979-81	Hernandez, Luis	2013
		Groom, Buddy	2005	Hernandez, Michel	2000-03, 11-12
-G-		Grossman, Robbie	2016	Hernandez, Orlando	1998, 02, 04
Gaddis, Hunter	2022	Grube, Jarrett	2015-17	Hernandez, Pedro	1982
Gallas, Anthony	2012, 15	Gubanich, Creighton	2002	Herrera, Javi	2008



# CLIPPERS ALL TIME ROSTER

Herrin, Tim	2022	Jeter, Derek	1994-95, 98	Kolb, Dan	2007
Herrmann, Frank	2009-12, 14	Jewell, Jake	2022	Kontos, George	2018
Hickey, Kevin	1984	Jimenez, D'Angelo	1997-01, 07	Kotarski, Mike	1996
Hill, Cameron	2016-19, 21	Jimenez, Francisco	2010	Kottaras, George	2014
Hill, Koyie	2006	Jimenez, Luis A.	2008	Kown, Andrew	2008
Hill, Lew	1995	Jodie, Brett	2001-02	Kratz, Erik	2017
Hill, Shawn	2007-08	Johnson, Barry	2001	Krauth, Ben	2019, 21-22
Hillegas, Shawn	1992	Johnson, Bob	1977	Krenchicki, Wayne	1988
Hillman, Juan	2021	Johnson, Bobby	1984-85	Krieger, Tyler	2019, 21
Hinckley, Mike	2008	Johnson, Brian	2000	Kwan, Steven	2021
Hinds, Robert	1996	Johnson, Daniel	2019, 21-22		
Hines, Rich	1993-94, 96	Johnson, DJ	2021	-L-	
Hitchcock, Sterling	1993-94, 02	Johnson, Elliot	2014	Laffey, Aaron	2009-10
Hobson, Butch	1982-85	Johnson, Jeff	1991-93	LaHair, Bryan	2014
Hodges, Wes	2009-11	Johnson, Jeff	2015-17	Lail, Denny	2000-01
Holcomb, Scott	1990, 92	Johnson, Jerry	1984	Lambert, Rob	1988
Holland, Al	1977-78, 86-87	Johnson, Nick	2001-03, 11	Landis, Kyle	2012-13
Holland, Neil	2017	Johnson, Russ	2005-06	Langerhans, Ryan	2007-08
Holt, Roger	1979-80	Jones, Darryl	1979	Langford, Rick	1988
Holt, Tyler	2014-15	Jones, Jimmy	1989-90	Langwell, Matt	2011-13
Hood, Destin	2015	Jones, Lamar	1978	Lankford, Frank	1997-98
Hooper, Kevin	2004	Jones, Mitch	2005-06	Lannan, John	2007
Hopkins, Randy	1977-78	Jones, Nolan	2021-22	Lantigua, Manuel	1978
Horn, Sam	1994	Jones, Odell	1978	LaPorta, Matt	2009-13
House, T.J.	2013-16	Jones, Ross	1988	LaRoche, Andy	2012
Horwitz, Brian	2010	Jones, Tim	1977	LaRoche, Dave	1982-83
Howard, Matt	1996-97	Jordan, Ricardo	1998	Lavarney, Ryan	2019, 21
Howe, Steve	1991, 93	Jose, Felix	2000	Lavastida, Bryan	2021-22
Howell, Jay	1982	Juden, Jeff	1999	Lavisky, Alex	2015-16
Hoyt, James	2018-19	Judy, Josh	2010-11	Lawson, Matt	2013
Hu, Chih-Wei	2019			Lawton, Marcus	1989
Huckaby, Ken	1988	-K-		Layana, Tim	1987-88
Hudler, Rex	1983-85	Kamieniecki, Scott	1991-93, 95-96	Leach, Jalal	1994-95, 02
Hudson, Charles	1987	Kaminsky, Rob	2019	Leathersich, Jack	2018
Huff, David	2009-13	Kammeyer, Bob	1979-80	Ledee, Ricky	1996-99
Huffman, Chad	2011-12	Karinchak, James	2019, 21-22	Lee, Chen-Chang	2011-15
Hughes, Keith	1985-87, 91	Karsay, Steve	2004	Lefebvre, Joe	1980
Humphreys, Mike	1991-94	Karstens, Jeff	2006	Leiter, Al	1987-88
Hunter, Cedric	2013	Katzaroff, Robbie	1996	Leiter, Mark	1989-90
Hunter, Tommy	2016	Kaufman, Brad	1998	Lennon, Patrick	2001
Hutton, Mark	1991-96	Kaufman, Curt	1982-83	Leon, Donny	2000-01
Hynes, Colt	2016	Kazmir, Scott	2013	Leon, Sandy	2022
		Kearns, Austin	2008	Lewis, Jensen	2009-11
		Keisler, Randy	2000-01	Lewis, Jim	1980-82
-I-				Lewis, Scott	2009-10
Incaviglia, Pete	1997	Kelly, Kevin	2022	Lewis, Tim	1981
Irabu, Hideki	1997	Kelly, Mike	2004	Leyritz, Jim	1990-91
Irwin, Dennis	1979	Kelly, Pat	1991, 96-97	Lilly, Ted	2000-01
Isaacson, Charlie	2005	Kelly, Roberto	1987-88		
Ison, Bobby	2016	Kiefer, Steve	1989	Lindor, Francisco	2014-15, 19
Izquierdo, Hansel	2004	King, Jeremy	2005	Lindsay, Shane	2010
		King, Mike	1983	Lindsey, Bill	1983-85
		Kinnunen, Mike	1988	Lingos, Eli	2022
-J-				Lisio, Joe	2000
Jackson, Austin	2017	Kipnis, Jason	2010-11, 14,	Little, Bryan	1986-87
Jackson, Zach	2009		17, 19	Livesey, Jeff	1992-93, 95
Jakubauskas, Chris	2013	Kittle, Ron	1987		
Janzen, Marty	1998	Kluber, Corey	2010-13, 19	Livingston, Bobby	2009
Javier, Stan	1984	Kneur, Frank	1983	Lo Duca, Paul	2008
Jaye, Myles	2018	Knight, Brandon	2000-02	Lobaton, Jose	1998
Jean, Domingo	1993, 01-02	Knight, Tim	1985	Lofgren, Chuck	2009
Jefferson, Stan	1989	Knoblauch, Jay	1991-93	Lois, Alberto	1977-78
Jennings, Robin	2007	Knox, Jeff	1987	Lollar, Tim	1980
Jensen, Marcus	2003	Kobayashi, Masa	2009	Lombard, George	2007, 09
Jerzembeck, Mike	1996-98	Koch, Matt	2021	Lombardi, Phil	1986-87

## CLIPPERS ALL TIME ROSTER

Lomon, Kevin	1997	Matos, Francisco	1998	Misiaszek, Andrew	2022
Long, R.D.	1996-97	Matos, Pascual	2001	Mitchell, Evan	2019
Long, Terrence	2006	Matsuzaka, Daisuke	2013	Mitchell, Paul	1981
Looney, Brian	1998	Mattingly, Don	1982-83	Mitchell, Ron	1977-78
Lopez Alvarez, Angel	2021	May, Darrell	2005	Mmahat, Kevin	1989-92
Lopez, Gabe	2005	May, Rudy	1982-83	Mock, Eric	2022
Lopez, Jose	2012	Maybin, Cameron	2019	Mock, Garrett	2008
Lough, David	2017	McAllister, Zach	2010-14, 16	Mohoric, Dale	1989
Lovegrove, Kieran	2018	McBride, Matt	2010-11	Molina, Izzy	1999
Lovinger, Kevin	2001-02	McCarthy, Greg	1999	Molleken, Dustin	2015
Lovullo, Torey	1991-92	McCarty, Kirk	2021-22	Monasterio, Andruw	2021
Lowe, Mark	2014	McCullers, Lance	1990	Moncrief, Carlos	2014-15
Lowell, Mike	1997-98	McDade, Mike	2013	Monsalve, Alex	2016
Lucas, Jeremy	2016-17	McDonald, Darnell	2007	Montefusco, John	1984
Luke, Matt	1995-97	McDonald, Donzell	2000-01, 04	Monteleone, Rich	1990-91, 96
Luplow, Jordan	2019, 21	McDonald, Jim	1980	Montz, Luke	2008
Lusader, Scott	1991	McDonald, Keith	2006	Moore, Adam	2015-17
Lyden, Mitch	1986-87, 90	McDowell, Oddibe	1995	Moore, Alvin	1984
Lysgaard, Jim	1979	McEnaney, Will	1978	Morales, Alex	2007
-M-		McFarland, T.J.	2012	Moreno, Diego	2017
Maas, Jason	1990-91	McGaffigan, Andy	1981	Morgan, Eli	2019, 21
Maas, Kevin	1989-90, 93, 95	McGlothen, Lynn	1982	Morgan, Nyjer	2014
MacDonald, Bob	1995	McGuire, Ryan	2003	Morimando, Shawn	2016-18
Macha, Ken	1977-78	McIntosh, Tim	1996	Morlan, John	1977
Mackowiak, Rob	2009	McKenzie, Triston	2021	Moroff, Max	2019
Maduro, Calvin	2005	McMillon, Billy	2002	Moronko, Jeff	1987-88
Maeda, Katsuhiko	1998, 00	McNamara, Jim	1994	Morris, Cody	2021-22
Maggi, Drew	2018	McNealy, Derwin	1986	Morris, Hal	1988-89
Magrane, Jim	2007	McNichol, Brian	2002	Morris, Jeremy	2000
Maile, Luke	2022	Meacham, Bobby	1983-84, 86-87	Mosquera, Julio	2000-01
Maine, Scott	2012	Mecir, Jim	1996-97	Moss, Scott	2019, 21
Mairena, Oswaldo	2000	Medina, Jose	2017	Mota, Juan	2021
Mann, Jim	2004	Medina, Yhoxian	2013, 16	Motuzas, Jeff	1996
Manning, Charlie	2004-06, 08	Mejia, Francisco	2018	Mouton, Lyle	1994
Manshipping, Jeff	2015	Mejia, Jean Carlos	2021	Munoz, Arnie	2007-08
Marabell, Connor	2017-19, 21	Melendez, Jose	1996	Munoz, Bobby	1991-93
Marcum, Shaun	2014-15	Melian, Jackson	2004	Munro, Pete	2005
Marini, Marc	1996	Meloan, Jon	2009	Murata, Toru	2012-16
Marman, Kyle	2022	Melvin, Bob	1994-95	Murphy, Tommy	2008
Marmol, Carlos	2015	Mendez, Deivi	2003, 05	Murray, Dale	1984
Maronde, Nick	2014-16	Mendoza, Ramiro	1995-97, 05-06	Musset, Jose	1994-95
Marshall, Evan	2018	Menechino, Frank	2006	Mussina, Mike	2004
Marson, Lou	2009-10, 13	Mercado, Oscar	2018-19, 21-22	Myers, Tobias	2022
Marson, Sam	2003-05	Merchan, Jesus	2009	Myles, Bryson	2016
Marte, Andy	2009	Merritt, Ryan	2015-18	Myrow, Brian	2004
Martel, Ed	1991-92	Merryweather, Julian	2017	-N-	
Martin, Josh	2016-18	Mersch, Neal	1979	Nall, T.J.	2007
Martindale, Ryan	1996	Meulens, Hensley	1988-90, 92-93	Napoli, Mike	2018
Martinez, Anastacio	2007	Meyer, Matt	2009	Naquin, Tyler	2015-19
Martinez, Carlos	2008	Michalak, Chris	2007	Narveson, Chris	2017
Martinez, Chito	1994	Mikolajchak, Nick	2022	Naulty, Dan	1999
Martinez, Gabby	1998	Milbrath, Jordan	2018	Navarro, Dioner	2004, 19
Martinez, Henry	2018-19	Militello, Sam	1992-94	Naylor, Bo	2022
Martinez, Joe	2011, 13	Milledge, Lastings	2008	Naylor, Josh	2022
Martinez, Michael	2015-17	Miller, Adam	2014	Neal, Blaine	2009
Martinez, Richard	2010	Miller, Andrew	2017-18	Neal, Thomas	2011
Martis, Shairon	2008	Miller, Darrell	1989	Nelson, Doug	1977
Masse, Billy	1992-95	Miller, Owen	2021	Nelson, Gene	1981
Masterson, Justin	2014	Mills, Alan	1990-91	Nelson, Jamie	1988
Mata, Victor	1984-86	Mills, Beau	2011-12	Nelson, Kevin	2006
Mathias, Mark	2019	Milton, Eric	1997	Nelson, Kyle	2019, 21
Maton, Phil	2019	Mimbs, Mike	1998	Nelson, Roger	1978
		Mirabella, Paul	1979		

# CLIPPERS ALL TIME ROSTER

Nettles, Jeff	2001-02	Parker, Clay	1988-90	
Nettles, Jim	1977, 80	Parrish, Dave	2004-06	-Q-
Newell, Tom	1991	Pasqua, Dan	1983, 85-87	Quirico, Rafael 1992-95
Newsom, Randy	2009	Pasquale, Nick	2016-18	Quiroz, Guillermo 2016
Nichols, Pat	2008	Patterson, Jeff	1995	
Nichting, Chris	1999	Patterson, Mike	1981-84	-R-
Nicosia, Steve	1977-78	Patterson, Scott	1982-86	Raabe, Brian 1999
Nielsen, Scott	1984, 86, 88-89	Paulino, Dorssys	2018	Raburn, Ryan 2014
Nielsen, Jerry	1992	Paulino, Felipe	2016	Raines, Tim 1996-97
Nieve, Fernando	2013	Paulson, Jake	2019	Ralph, Curtis 1994
Nieves, Jose	2003	Pavano, Carl	2006	Ramirez, Angel 1998
Nieves, Wil	2005-06, 08	Pavlas, Dave	1995-97, 99	Ramirez, J.C. 2014
Nitkowski, C.J.	2004	Peacock, Brad	2021	Ramirez, Jose 2014-15
Nixon, Otis	1982-83	Pena, Berto	1988	Ramirez, Neil 2018-19
Noel, Jhonkensy	2022	Pena, Carlos	2006	Ramirez, Ramon 2003-05
Nokes, Matt	1994	Pena, Hipolito	1988-91	Ramirez, Yohan 2022
Noles, Dickie	1989	Pena, Willy Mo	2008	Ramos, Bobby 1982
Nomo, Hideo	2005	Peoples, Michael	2016-19	Ramos, Domingo 1979
Norman, Nelson	1977	Perez, Beltran	2007	Ramos, John 1990-93
Norritho, Joe	2008	Perez, Francisco	2021	Ramos, Wilson 2021
Northrup, Kevin	1996	Perez, Pasqual	1978	Ramsey, James 2014-15
Nova, Victor	2022	Perez, Rafael	2009, 12	Rapada, Clay 2013
Nunez, Abraham		Perez, Robert	2001-02	Rasmussen, Dennis 1983-85, 87
		Perez, Roberto	2013-14, 16, 21	Rasmussen, Jim 1984
-O-		Perezchica, Tony	1994-95	Rasner, Darrell 2006
O'Berry, Mike	1984-85	Perrault, Josh	2008	Ray, Chris 2012
O'Connor, Mike	2008	Pestano, Vinnie	2010, 13-14	Ray, Ken 2009
Ocker, Nathan	2021-22	Peters, Chris	2001	Recker, Anthony 2016
Office, Rowland	1983	Petit, Gregorio	2012	Redding, Tim 2005, 07
Ogando, Alexi	2018	Pettitte, Andy	1994-95	Reed, Brandon 2001
Ogea, Chad	2001	Phelps, Cord	2010-13	Reed, Darren 1987
Ohka, Tomo	2009	Phelps, Josh	2010	Reese, Kevin 2003-06
Ojala, Kirt	1993-95	Phelps, Tommy	2006	Reese, Pokey 2008
Ojeda, Bob	1994	Phillips, Andy	2002-05	Reichenbach, J.D. 2011
Olivares, Ozzie	1977-78	Phillips, Paul	2011	Renteria, Dave 1994
Olivares, Teuris	2003	Pilkington, Konnor	2022	Restovich, Michael 2007
Oliver, Bob	1977	Pino, Yohan	2009-10	Resz, Greg 1998
Olmedo, Ray	2008	Pinto, Aaron	2022	Reuschel, Rick 1983
Olson, Tyler	2016-19	Plante, Dan	1982	Reyes, Al 2003
Olwine, Ed	1983	Plesac, Zach	2019, 22	Reyes, Argenis 2010-11
Orie, Kevin	2000	Plutko, Adam	2016-19	Reyes, Carlos 1997, 04
Orlan, R.C.	2018-19	Polinsky, Bob	1979	Reyes, Franmil 2021-22
Orr, Pete	2008	Polley, Dale	1996-97	Rhea, Marc 1978
Ortiz, Javier	2004	Ponticelli, Thomas	2022	Ricci, Frank 1982
Otero, Dan	2019	Pope, Justin	2006	Rice, Jason 2011
Ottavina, Paul	2001	Popham, Marty	2010-11	Richard, Bee Bee 1978
Outman, Josh	2014	Popplewell, Tom	1992-93	Ricken, Ray 1996-98
Oviedo, Luis	2022	Porter, Colin	2005	Ridenour, Dana 1988
		Porter, Greg	2008	Righetti, Dave 1979-82
-P-		Posada, Jorge	1994-96	Rijo, Jose 1984
Pacella, John	1981-82	Pose, Scott	1997-98	Rios, Jesus 1986
Pacheco, Alex	2002	Post, Dave	2003	Rivera, Juan 2001-03
Packer, Matt	2012	Pounders, Brooks	2019	Rivera, Mariano 1994-95
Padilla, Jorge	2008	Powell, Alonzo	1999-00	Rivera, Mike 2021-22
Padilla, Juan	2004	Price, Bryan	2012-15	Rivera, Ruben 1995-96
Pagan, Dave	1977-78	Price, Ray	1997	Rivera, Saul 2007, 10
Pagliarulo, Mike	1984	Pride, Curtis	2003	Robbins, Jake 2000
Pagnozzi, Matt	2012	Pries, Jeff	1986	Roberge, J.P. 2000
Palacios, Richie	2021-22	Prinz, Bret	2003-04	Roberts, Will 2015-16
Palmer, Lowell	1977	Proctor, Scott	2003-05	Robertson, Andre 1980-82, 84-86
Papi, Mike	2017-19	Pulido, Alfonso	1985-87	Robertson, Daniel 2017
Parker, Blake	2021	Pulsipher, Bill	2002	Robinson, Bo 2003
Parker, Christian	2003	Putnam, Zach	2010-11	Robinson, Bruce 1979-80

# CLIPPERS ALL TIME ROSTER

Robinson, Don	1977	Santangelo, F.P.	2002	Smith, Jordan	2016-17
Robinson, Jared	2019	Santos, Omir	2013	Smith, Josh	2005
Robinson, Kerry	2000	Sardinha, Bronson	2006	Smith, Josh	2019
Rocchio, Braylan	2022	Sax, Dave	1989-92	Smith, Keith	1985-86
Rodriguez, Carlos	1990-93	Scanlan, Bob	2002	Smith, Kyle	2010-11
Rodriguez, Edwin	1983	Scherman, Fred	1977	Smith, Matt	2005-06
Rodriguez, Eliseo	1977	Schmidt, Eric	1986, 88	Smith, Mike	1990
Rodriguez, Eric	2022	Schmitt, Eric	2003-05	Smith, Willie	1990
Rodriguez, Henry	2001	Schmitz, Dan	1979-82	Snider, Van	1990-91
Rodriguez, Jeffry	2019	Schneemann, Daniel	2022	Snow, J.T.	1992
Rodriguez, John	2003-04	Schroder, Chris	2007-08	Sojo, Luis	1998
Rodriguez, Josh	2010-11	Schulze, Don	1989	Solomon, Eddie	1983
Rodriguez, Nellie	2017-18	Schwinden, Chris	2012	Soper, Mike	1986
Rodriguez, Nerio	2004	Scott, Adam	2021-22	Soriano, Alfonso	1999-00
Rodriguez, Ronny	2015-17	Scott, Dick	1982-83, 85-87	Sosa, Miguel	1986
Roehl, Scott	2009	Scott, Kelly	1984-85	Soto, Giovanni	2013, 15
Rogers, Brian	2002-03	Scott, Mickey	1977-78	Sowers, Jeremy	2009-10
Rogers, Ed	2008	Scott, Rodney	1982	Sparks, Don	1990-91, 93-95
Rohlinger, Ryan	2012-15	Scott, Tom	2001	Spearman, Jewel	2008
Rojas, Tom	2005	Scurry, Rod	1977-78	Spears, Nate	2013
Rolison, Nate	2003	Seabolt, Scott	2001-02	Speck, Cliff	1987-88
Roller, Chris	2022	Seddon, Chris	2012	Speer, David	2016-17, 19
Rolls, Damian	2005-06	Seefried, Tate	1995	Speigner, Levale	2007-08
Romanick, Ron	1987	Seguignol, Fernando	2003	Spence, Cam	1999
Romano, Scott	1996	Segura, Jose	1994-95	Spencer, Shane	1996-99, 01, 04
Romero, Antonio	2015	Seiler, Keith	1991-93	Spilborghs, Ryan	2012
Romero, J.C.	2012-13	Sellers, Jeff	1991	Springer, Russ	1992
Romero, Niuman	2009	Sellers, Justin	2014	Staiger, Roy	1979-80
Ronan, Marc	1997	Semall, Paul	1979	Stamets, Eric	2016-19
Rondon, Hector	2009-10	Sepanek, Rob	1990	Stammen, Craig	2007-08, 16
Rooney, Pat	1984	Serum, Gary	1982	Standart, Rich	1977-78
Rosales, Adam	2018-19	Sever, Joe	2017-18	Stanford, Don	1991-93
Rosario, Dave	1991-92	Shaffer, Richie	2017-18	Stanford, Jason	2008
Rose, Scott	1997-98	Shelby, Anthony	1998	Stanford, Larry	1991-92
Rosenberg, Steve	1987	Shell, Steven	2008	Stankiewicz, Andy	1988, 90-91, 93, 99-00
Roth, Michael	2015	Shepard, David	2002-03	Stegman, Dave	1981-82, 86
Rottino, Vinny	2012	Sheridan, Pat	1991	Stenholm, Rick	1979-81
Rub, Jerry	1989, 91	Sherlock, Glenn	1987-88	Stephens, Jordan	2019, 21
Rueckel, Dan	2007	Sherrill, Dennis	1979-80	Stoops, Jim	2001
Rumer, Tim	1992, 95-97	Shields, Steve	1988	Stotts, J.T.	2006
Rundles, Rich	2009	Shirley, Bob	1987	Stowell, Bryce	2010
Russell, Tony	1985-87	Shopay, Tom	1978	Stratton, Rob	2006
Russo, Paul	1997	Shoppach, Kelly	2013	Strawberry, Darryl	1995-97, 99
Ryan, Ken	2000	Showalter, Buck	1981, 83	Sturdevant, Tyler	2011-12, 14-15
Ryder, Brian	1981	Sierra, Ruben	2005	Suarez, Benny	2013-14
Rzepczynski, Marc	2018	Silva, Mark	1984-86	Sulser, Cole	2016-18
-S-		Silvestri, Dave	1992-94	Suomi, John	2007
Saarloos, Kirk	2009	Simon, Randall	2000	Sutherland, John	1995
Sadowski, Jim	1977	Simontacchi, Jason	2007	Sutton, Drew	2010
Saferight, Harry	1977-78	Singleton, Chris	1998	Swarzak, Anthony	2015
Sakata, Lenn	1987	Sipp, Tony	2009	Swindle, R.J.	2006, 09
Salas, Juan	2009	Siri, Dalbert	2019, 21	Swisher, Nick	2015
Salas, Mark	1987	Sizemore, Grady	2011	Sykes, Bob	1982
Salazar, Danny	2013-15, 17, 19	Skeels, Andy	1991		
Salters, Daniel	2018	Skinner, Joel	1987		
San Pedro, Erick	2007	Slagle, Roger	1979-80	-T-	
Sanches, Brian	2008	Slowey, Kevin	2012	Tabler, Pat	1981
Sanchez, Gordon	1993	Small, Aaron	2005-06	Talbot, Mitch	2011, 18-19
Sanders, Deion	1988-90	Smith, Bobby	2003	Tankersley, Dennis	2008
Sandlin, Nick	2019, 22	Smith, Carlton	2010-11	Tarasco, Tony	1999
Sands, Jerry	2015	Smith, Daryl	1995	Tate, Randy	1978
Santana, Carlos	2010	Smith, Garry	1979-82	Tatis, Ramon	2000
		Smith, Joe	2009-10	Taylor, Ben	2018

## CLIPPERS ALL TIME ROSTER

Taylor, Steve	1979, 81	Veras, Jose	2006, 09	Wood, Blake	2013-14
Taylor, Wade	1990-93	Viera, John	1993	Wood, Hunter	2019
Tejeda, Enosil	2014-15	von Schamann, Duke	2014	Woodard, Mike	1989
Tejeda, Robinson	2012	Voyles, Brad	2005	Woodson, Tracy	1996
Tejera, Michael	2009			Wordekemper, Eric	2006
Tena, Jose	2022	-W-		Wrenn, Luther	1977
Terlecky, Greg	1977	Wagner, Ryan	2008	Wright, Steven	2009-11
Tessmer, Jay	1998-00, 02	Wakamatsu, Luke	2019		
Tewksbury, Bob	1985-87	Walewander, Jim	1990-91	-Y-	
Thames, Marcus	2002-03	Walker, Bob	1978	Yarnall, Ed	1999-00
Thissen, Greg	2007	Wallace, Chris	2013-14	Yepez, Marco	2007
Thomas, Tom	1977	Wallace, David	2008	Young, Alex	2021-22
Thompson, Kevin	2005-06	Wallace, Kent	1995-96	Young, Curt	1992
Thompson, Marv	1979-80	Walling, David	2001-02	Young, Danny	2021
Thompson, Rich	1987	Walters, Zach	2014-15		
Thompson, Ryan	2000	Wang, Chien-Ming	2004-05	-Z-	
Thompson, Trayce	2019	Ward, Turner	1988	Zagurski, Mike	2014
Thoutsis, Paul	1995	Warden, Jim Ed	2008	Zancanaro, Dave	1999
Thurman, Mike	2002-04	Wasinger, Mark	1989-90	Zarate, Robert	2018
Thurston, Joe	2005	Waszgis, B.J.	1999	Zeihen, Bob	1990
Tirado, Aris	1986	Watson, Allen	1999-2000	Zimmer, Bradley	2016-19, 21
Todd, Jess	2009-11	Watson, Brandon	2007	Zimmerman, Ryan	2008
Tolentino, Patric	2012	Weathers, David	1996-97	Zinicola, Zechry	2008
Tolleson, Wayne	1988	Webb, Donnie	2009-11	Zuber, Jon	2000
Tolman, Mitchell	2022	Webb, Ryan	2015	Zuvella, Paul	1986-87
Tom, Ka'ai	2019	Weglarz, Nick	2010		
Tomlin, Josh	2010, 13-15, 18	Wehrmeister, Dave	1979-83		
Toole, Justin	2010, 12-15	Welsh, Chris	1979-80		
Toregas, Wyatt	2009-10	Wengert, Don	1999		
Torrealba, Steve	2004	Werly, Jamie	1982-83		
Torres, Hector	1978	Werth, Dennis	1979-81, 83		
Torres, Jamie	1996-98	Westbrook, Jake	2000		
Torres, Ricky	1990	Wever, Stefan	1983		
Traber, Billy	2007	Wheeler, Dan	2012		
Troilo, Jason	1997-98	White, Alex	2011		
Tully, Tanner	2017, 19, 21-22	White, Steven	2006		
Turner, Chris	2000	Whitehouse, Matt	2016-19		
Turner, Shane	1987	Whitehurst, Wally	1996		
		Whitson, Ed	1977-78		
-U-		Wickman, Bob	1992		
Underwood, Tom	1985	Widger, Chris	2002		
Urick, John	2005	Wilcox, Luke	2000-01		
Ursheila, Giovanni	2014-18	Wilk, Adam	2018		
Urso, Sal	1997	Williams, Al	1985		
		Williams, Bernie	1989, 91-92		
-V-		Williams, Brian	2001		
Valbuena, Luis	2009-11	Williams, Dallas	1985		
Valdes, Marc	2005	Williams, Gerald	1991-93		
Valdez, Edward	2007	Williams, Jerome	2007		
Valdez, Ordumar	2016	Williams, Matt	1999-00		
Valdez, Wilson	2009	Williams, Shad	1998		
Valencia, Victor	2000	Williams, Todd	2001		
Valera, Francisco	2013	Wilson, Craig	2003		
Valera, George	2022	Wilson, Josh	2017		
Valera, Julio	1998	Wilson, Kris	2005-06		
Valladares, Randy	2019	Wilson, Tom	1995-97, 00		
Van Buren, Jermaine	2007	Wilson, Trevor	1999		
Van Mil, Loek	2012	Wiltbank, Ben	1978		
Vargas, Carlos	2022	Wine, Robbie	1988		
Vasquez, Rafael	1977	Winters, Matt	1983-86		
Velarde, Randy	1987-89	Witt, Mike	1991, 93		
Velazquez, Andrew	2019	Wittgren, Nick	2019		
Vento, Michael	2003-05	Wojciechowski, Asher	2019		

### 2022 Disabled List Summary

Name, Pos	Date (Injury)
T. Brooks, INF	4/5-5/2 (hand)
T. Freeman, INF	4/5-4/28 (l. shoulder)
N. Jones, OF	4/5-6/6 (l. ankle)
C. Roller, OF	4/6-4/28 (r. hamstring)
J. Garza, RHP	4/7-5/27 (r. lat)
D. Johnson, OF	4/30-5/19 (r. quad)
G. Arias, INF	5/3-6/15 (r. finger)
I. Gibaut, RHP	5/3-5/24 (r. finger)
B. Lavastida, C	6/19-7/6 (r. hamstring)

### 2022 Rehab Summary

Name, Pos	Date (Injury)
J. Naylor, OF	4/6-4/13 (r. ankle)
L. Maile, C	4/15-4/24 (l. hamstring)
A. Castro, RHP	4/28-5/1 (covid)
Y. Chang, INF	5/3-5/12 (covid)
J. Karinchak, RHP	6/1-7/1 (back)
A. Civala, RHP	6/9-6/20 (l. glute)
	8/5-8/9 (r. wrist)
	9/15-9/19 (r. wrist)
F. Reyes, OF	6/14-6/20 (r. hamstring)
C. Morris, RHP	8/3-8/31 (r. shoulder)
Z. Plesac, RHP	9/24-9/28 (r. hand)

## LAST TIME IT HAPPENED

5 hits in one game	Greg Allen	6/29/18 vs. Indianapolis
6 hits in one game	Matt Howard	5/3/97 at Norfolk
3 doubles in one game	Gabriel Arias	9/18/21 at Toledo
2 triples in one game	Bo Naylor	7/23/22 at Toledo
3 steals in one game	Jose Ramirez	4/23/14 vs. Gwinnett
4 steals in one game	Oscar Mercado	4/17/19 at Louisville
Lead Off HR	Bo Naylor	8/6/22 vs. Rochester
2 HR in one game	Bo Naylor	9/26/22 vs. Indianapolis
HR from both sides of the plate	Abraham Nunez	7/12/07 vs. Charlotte
2 HR in one inning	Steve Balboni	6/28/82 at Pawtucket
3 HR in one game	Eric Stamets	5/29/17 vs. Norfolk
Inside the Park HR	Adam Rosales	4/16/18 vs. Pawtucket
Grand Slam	Trenton Brooks	9/11/22 at Louisville
Pinch-hit HR	Eric Haase	8/9/18 at Durham
Walk-off HR	David Fry	6/4/22 vs. Toledo
Hit for Cycle	Zach Walters	9/17/15 at Indianapolis*
5RBI in one game	Bo Naylor	9/26/22 vs. Indianapolis
6RBI in one game	Alex Call	7/1/22 at Iowa
7RBI in one game	Luis Valbuena	6/13/11 at Buffalo
8RBI in one game	Hensley Meulens	6/25/92 at Pawtucket
9RBI in one game	Jared Goedert	6/5/12 vs. Buffalo
10RBI in one game	Chad Huffman	4/21/11 vs. Louisville
Clippers turning triple play	2B Eric Stamets, SS Erik Gonzalez, 1B Richie Shaffer	8/22/17 at Toledo
10+ strikeouts in a game	Logan Allen (10)	8/3/21 vs. Omaha
Complete Game, 7 innings	Shao-Ching Chiang	8/15/19 at Gwinnett
Complete Game, 9 innings	Adam Plutko	6/2/18 at Syracuse
CG Shutout, 7 innings	Shane Bieber	5/25/18 at Gwinnett^
CG Shutout, 9 innings	Adam Plutko	6/2/18 at Syracuse^
No-hitter, 5 innings	Mariano Rivera	6/26/95 vs. Rochester
No-hitter, 7 innings	Shane Bieber	5/25/18 at Gwinnett
No-hitter, 9 innings	Adam Plutko	6/2/18 at Syracuse

\*-in postseason, ^-no-hitter



# YEAR BY YEAR BATTING LEADERS

YR	Average	HR	RBI	Steals	Runs
22	W. Brennan .316	2 players tied 17	D. Fry 74	W. Benson 16	W. Benson 75
21	C. Marabell .291	O. Gonzalez 18	G. Arias 55	2 players tied 10	G. Arias 64
19	D. Johnson .306	<b>B. Bradley 33</b>	B. Barnes 77	2 players tied 14	E. Haase 67
18	Y. Diaz .293	E. Haase 20	B. Barnes 81	B. Barnes 19	B. Barnes 75
17	<b>Y. Diaz .350</b>	R. Shaffer 30	R. Shaffer 89	R. Rodriguez 15	R. Shaffer 69
16	Y. Diaz .325	<b>J. Aguilar 30</b>	<b>J. Aguilar 92</b>	E. Gonzalez 12	2 players tied 62
15	T. Holt .302	J. Aguilar 19	<b>J. Aguilar 93</b>	T. Holt 25	T. Holt 63
14	J. Aguilar .304	J. Aguilar 19	J. Aguilar 77	T. Holt 20	J. Aguilar 69
13	M. Carson .252	J. Hermida 17	J. Hermida 66	E. Carrera 43	T. Fedoroff 65
12	E. Carrera .294	R. Canzler 22	R. Canzler 79	E. Carrera 26	C. Phelps 82
11	L. Valbuena .302	J. Head 24	L. Valbuena 75	E. Carrera 35	J. Head 67
10	J. Constanza .319	J. Goedert 20	J. Brown 67	J. Constanza 34	J. Constanza 69
09	<b>J. Brown .336</b>	A. Marte 18	J. Brown 67	<b>M. Brantley 46</b>	M. Brantley 80
08	L. Broadway .266	Y. de Caster 10	L. Broadway 55	2 players tied 19	L. Broadway 56
07	B. Watson .313	M. Restovich 20	A. Nunez 68	<b>B. Castro 34</b>	B. Castro 63
06	A. Cannizaro .276	M. Jones 21	M. Jones 78	D. Garcia 21	2 players tied 69
05	M. Vento .291	M. Jones 27	M. Vento 84	K. Thompson 18	K. Reese 92
04	A. Phillips .318	A. Phillips 26	A. Phillips 85	3 players tied 10	A. Phillips 83
03	<b>F. Seguinol .341</b>	<b>F. Seguinol 28</b>	F. Seguinol 87	D. Henson 8	F. Seguinol 78
02	B. McMillon .301	D. Henson 18	S. Seabol 68	2 players tied 7	2 players tied 72
01	K. Bridges .297	N. Johnson 18	E. Almonte 55	D. McDonald 20	N. Johnson 68
00	K. Robinson .318	2 players tied 23	R. Thompson 75	K. Robinson 37	A. Soriano 90
99	D. Jimenez .327	A. Powell 24	K. Bierek 95	D. Jimenez 26	2 players tied 97
98	M. Lowell .304	2 players tied 26	M. Lowell 99	<b>S. Pose 47</b>	M. Lowell 79
97	M. Howard .312	S. Spencer 30	I. Cruz 95	A. Fox 28	M. Howard 90
96	T. Woodson .288	I. Cruz 28	I. Cruz 96	T. Barker 24	I. Cruz 84
95	D. Jeter .317	R. Rivera 15	<b>D. Sparks 90</b>	A. Fox 22	<b>D. Jeter 96</b>
94	R. Davis .276	2 players tied 25	D. Silvestri 83	M. Humphreys 28	M. Humphreys 83
93	B. Masse .316	R. Davis 26	B. Masse 91	G. Williams 29	B. Masse 81
92	<b>J. Snow .313</b>	<b>H. Meulens 26</b>	<b>H. Meulens 100</b>	<b>M. Humphreys 37</b>	<b>H. Meulens 96</b>
91	J. Ramos .308	J. Leyritz 11	T. Lovullo 75	<b>J. Walewander 54</b>	J. Walewander 81
90	O. Azocar .291	H. Meulens 26	H. Meulens 96	J. Walewander 49	H. Meulens 81
89	<b>H. Morris .326</b>	2 players tied 17	H. Morris 66	S. Jefferson 18	H. Morris 70
88	H. Morris .296	2 players tied 8	T. Ward 50	T. Ward 28	T. Ward 55
87	P. Dalena .282	<b>J. Buhner 31</b>	J. Buhner 85	<b>R. Kelly 51</b>	J. Buhner 83
86	O. Destrade .276	O. Destrade 19	P. Dalena 72	D. McNealy 24	L. Hernandez 62
85	<b>J. Bonilla .330</b>	2 players tied 18	D. Pasqua 69	R. Hudler 29	K. Heath 83
84	<b>S. Bradley .335</b>	D. Briggs 15	<b>S. Bradley 84</b>	K. Heath 12	S. Bradley 84
83	M. Winters .292	<b>B. Dayett 35</b>	<b>B. Dayett 108</b>	<b>O. Nixon 94</b>	<b>O. Nixon 129</b>
82	T. Ashford .331	<b>S. Balboni 32</b>	T. Ashford 101	O. Nixon 46	T. Ashford 98
81	T. Ashford .300	<b>S. Balboni 33</b>	<b>S. Balboni 98</b>	W. Harer 11	T. Ashford 81
80	M. Brant .289	<b>M. Brant 23</b>	<b>M. Brant 92</b>	R. Holt 10	M. Brant 69
79	D. Werth .299	D. Werth 17	D. Werth 74	B. Brown 25	R. Holt 72
78	<b>M. Easler .330</b>	2 players tied 18	M. Easler 84	K. Allen 25	M. Easler 84

# YEAR BY YEAR PITCHING LEADERS

YR	Wins	Saves	ERA	Strikeouts	IP
22	2 players tied 8	J. Garza 7	P. Battenfield 3.63	P. Battenfield 109	<b>P. Battenfield 153.2</b>
21	K. McCarty 9	2 players tied 6	K. McCarty 5.01	K. McCarty 104	K. McCarty 124.0
19	M. Peoples 10	J. Smith 6	M. Peoples 3.98	S. Chiang 128	<b>M. Peoples 144.2</b>
18	2 players tied 7	B. Taylor 11	A. Wilk 3.66	A. Wilk 107	A. Wilk 164.2
17	2 players tied 10	S. Armstrong 10	R. Merritt 3.03	S. Morimando 128	<b>S. Morimando 159.1</b>
16	<b>2 players tied 11</b>	S. Armstrong 9	R. Merritt 3.70	M. Clevinger 97	R. Merritt 143.1
15	<b>T. Murata 15</b>	S. Armstrong 16	T. Murata 2.90	T. Murata 101	T. Murata 164.1
14	T. Cloyd 10	M. Lowe 17	T. Cloyd 3.89	T. Cloyd 118	T. Cloyd 166.2
13	T. House 7	P. Guilmet 20	T. Bauer 4.15	T. House 110	T. House 141.2
12	2 players tied 11	C. Ray 11	C. Seddon 3.44	C. Kluber 128	D. Huff 134.0
11	Z. McAllister 12	J. Judy 23	<b>J. Gomez 2.55</b>	C. Kluber 143	Z. McAllister 154.2
10	2 players tied 10	V. Pestano 14	C. Carrasco 3.65	C. Carrasco 133	C. Carrasco 150.1
09	C. Lofgren 6	G. Aquino 16	Z. Jackson 6.05	K. Ray 68	Z. Jackson 99.2
08	C. Balester 9	B. Sanches 13	T. Clippard 4.66	T. Clippard 125	T. Clippard 143.0
07	T. Redding 9	C. Booker 30	C. Mihalak 3.00	C. Booker 83	C. Michalak 100.0
06	2 players tied 9	J. Veras 21	K. Wilson 3.40	C. Bean 116	K. Wilson 132.1
05	P. Munro 10	S. Proctor 14	P. Munro 4.56	A. Graman 96	P. Munro 116.1
04	2 players tied 11	S. Marsonnek 17	B. Halsey 2.63	<b>A. Graman 129</b>	B. Halsey 144.0
03	J. De Paula 10	S. Marsonnek 18	J. De Paula 4.35	J. De Paula 125	J. De Paula 167.2
02	M. Thurman 7	B. Knight 12	A. Graman 4.65	A. Hernandez 109	A. Graman 124.0
01	B. Knight 12	C. Almanzar 18	B. Jodie 3.01	<b>B. Knight 173</b>	B. Knight 162.1
00	B. Knight 10	J. Tessmer 34	T. Lilly 4.19	<b>B. Knight 138</b>	B. Knight 184.2
99	E. Yarnall 13	<b>J. Tessmer 28</b>	<b>E. Yarnall 3.47</b>	<b>J. Juden 151</b>	J. Juden 176.1
98	J. Alberro 8	T. Erdos 16	J. Alberro 4.52	M. Jerzembeck 107	M. Jerzembeck 140.1
97	W. Banks 14	D. Pavlas 12	M. Jerzembeck 3.59	W. Banks 130	W. Banks 154.0
96	B. Boehringer 11	<b>D. Pavlas 26</b>	B. Boehringer 4.00	B. Boehringer 132	B. Boehringer 153.0
95	T. Rumer 10	D. Pavlas 18	K. Ojala 3.95	T. Rumer 110	K. Ojala 145.2
94	R. Clayton 12	J. Ausanio 13	D. Eiland 3.58	D. Eiland 84	K. Ojala 148.0
93	M. Hutton 10	B. Munoz 10	M. Hutton 3.18	M. Hutton 112	M. Hutton 133.0
92	2 players tied 12	<b>M. Draper 37</b>	<b>S. Militello 2.29</b>	S. Militello 152	B. Wickman 157.0
91	R. Clayton 11	R. Monteleone 17	R. Clayton 3.84	R. Clayton 100	R. Clayton 150.0
90	<b>D. Eiland 16</b>	R. Monteleone 9	D. Eiland 2.87	S. Adkins 138	S. Adkins 177.0
89	2 players tied 9	<b>D. Noles 19</b>	J. Jones 3.77	J. Jones 94	J. Jones 124.0
88	<b>S. Nielsen 13</b>	M. Kinnunen 13	S. Nielsen 2.40	H. Pena 109	S. Nielsen 172.1
87	2 players tied 12	A. Holland 11	B. Arnsberg 2.88	C. Speck 85	B. Fulton 144.2
86	S. Nielsen 11	3 players tied 6	S. Nielsen 3.47	M. Armstrong 103	B. Arnsberg 177.1
85	A. Pulido 11	D. Cooper 10	A. Pulido 3.39	J. Deshaies 106	A. Pulido 146.0
84	K. Faulk 11	M. Silva 14	<b>J. Deshaies 2.39</b>	J. Deshaies 117	J. Deshaies 135.2
83	<b>D. Rasmussen 13</b>	<b>C. Kaufman 25</b>	D. Rasmussen 4.57	<b>D. Rasmussen 187</b>	D. Rasmussen 181.0
82	J. Lewis 12	C. Kaufman 10	J. Lewis 2.60	J. Lewis 107	J. Lewis 166.0
81	2 players tied 11	J. Lewis 13	D. Wehrmeister 3.11	J. Pacella 135	B. Ryder 157.0
80	<b>B. Kammeyer 15</b>	D. Wehrmeister 8	<b>K. Clay 1.96</b>	D. Righetti 139	B. Kammeyer 176.0
79	<b>B. Kammeyer 16</b>	<b>R. Anderson 21</b>	P. Mirabella 3.88	P. Mirabella 98	B. Kammeyer 172.0
78	O. Jones 12	R. Nelson 10	O. Jones 4.57	<b>O. Jones 169</b>	O. Jones 181.0
77	T. Jones 15	M. Scott 12	E. Whitson 3.34	E. Whitson 120	T. Jones 190.0

League Leader





# AWARDS & RECORDS

Will Benson was selected to the International League All-Star Team after leading the league in OBP.



## CLIPPERS INTERNATIONAL LEAGUE INDIVIDUAL AWARD WINNERS

### Most Valuable Player

Fernando Seguignol	2003
J.T. Snow	1992
Hensley Meulens	1990
Dan Pasqua	1985
Scott Bradley	1984
Tucker Ashford	1982
Marshall Brant	1980
Bobby Brown	1979

### IL Star of Stars

Mike Lowell	1998
Sam Militello	1992
Brian Dayett	1983

### Most Valuable Pitcher

Ed Yarnall	1999
Sam Militello	1992
Dave Eiland	1990
Brad Arnsberg	1987
Bob Kammeyer	1980
Rick Anderson	1979

### All-Star Game MVP

Eric Haase	2019
Richie Shaffer	2017
Andy Phillips	2004
Sam Marsonek	2003

### Rookie of the Year

Yandy Diaz	2016
Kurt Bierek	1999
J.T. Snow	1992
Orestes Destrade	1986
Dan Pasqua	1985
Scott Bradley	1984

### Manager of the Year

Mike Sarbaugh	2011
Joe Altobelli	1980

### Executive of the Year

Ken Schnacke	1991, 2011, 2018
George Sisler	1979, 1980

### Triple-A All-Star Game Selections

2019	Brandon Barnes (OF), Eric Haase (C), Josh Smith (RP)
2018	Brandon Barnes (OF), Yu-Cheng Chang (SS), Eric Haase (C), Francisco Mejia (C), Mitch Talbot (SP), Adam Wilk (SP)
2017	Richie Shaffer (OF), Eric Stamets (SS)
2016	Shawn Armstrong (RP), Mike Clevinger (SP), Erik Gonzalez (SS)
2015	Shawn Armstrong (RP), Jesus Aguilar (1B), Tyler Holt (OF)
2014	Jesus Aguilar (1B), Roberto Perez (C)
2013	Omir Santos (C), Preston Guilmet (RP)
2012	Cord Phelps (2B), Russ Canzler (3B), Matt LaPorta (OF)
2011	Jeanmar Gomez (SP)*, Zach McAllister (SP), Jason Kipnis (2B), Luis Valbuena (SS)*
2010	Josh Tomlin (SP), Michael Brantley (OF)*, Jose Constanza (OF)
2009	Wyatt Torgas (C)*, Andy Marte (3B)*, Jordan Brown (OF)
2008	Brian Sanches (RP), Garrett Mock (SP)
2007	Chris Booker (RP), Brandon Waston (OF)
2006	Kris Wilson (SP)*
2005	Mitch Jones (1B), Michael Vento (OF)
2004	Alex Graman (SP), Andy Phillips (1B), Sam Marsonek (RP)*
2003	Sam Marsonek (RP)
2002	Billy McMillon (OF)
2001	Erick Almonte (SS), Brett Jodie (SP), Nick Johnson (1B)
2000	Alfonso Soriano (SS), Jay Tessmer (RP)
1999	D'Angelo Jimenez (SS), Izzy Molina (C), Jay Tessmer (RP), Bubba Carpenter (OF)*, Ed Yarnall (SP)*
1998	Mike Figga (C), Mike Lowell (3B), Todd Erdos (SP)*
1997	Ivan Cruz (1B)
1996	Ivan Cruz (1B), Dave Pavlas (RP)
1995	Derek Jeter (SS)
1994	Kirt Ojala (SP)
1993	Billy Masse (OF)
1992	Mike Draper (RP), Hensley Meulens (3B), Sam Militello (SP), Bob Wickman (SP), Bernie Williams (OF), Gerald Williams (OF)
1991	Mike Humphreys (OF)
1990	Brian Dorsett (C), Hensley Meulens (OF), Kevin Mmahat (SP)
1989	Brian Dorsett (C), Kevin Maas (OF), Hal Morris (1B), Randy Velarde (SS)
1988	Bob Geren (C), Mike Kinnunen (RP), Scott Nielsen (SP)

### Post Season All-Star Selections

2022	Will Benson (OF), Bo Naylor (C)
2019	Brandon Barnes (OF), Bobby Bradley (1B), Eric Haase (C)
2018	Brandon Barnes (OF)
2017	Yandy Diaz (3B), Ronny Rodriguez (UTL)
2015	Jesus Aguilar (DH)
2012	Cord Phelps (2B)
2011	Jason Kipnis (2B), Luis Valbuena (UTL)
2010	Jose Constanza (OF)
2009	Andy Marte (3B), Jordan Brown (OF)
2005	Mitch Jones (1B)
2003	Fernando Seguignol (DH)
1999	D'Angelo Jimenez (SS), Brian Raabe (2B), Jay Tessmer (RP), Ed Yarnall (SP)
1997	Matt Howard (SS)
1996	Ivan Cruz (1B), Jorge Posada (C)
1995	Derek Jeter (SS), Jorge Posada (C), Don Sparks (1B)
1993	Billy Masse (OF)
1992	Mike Draper (RP), Torey Lovullo (DH), Hensley Meulens (3B), Sam Militello (SP), Dave Silvestri (SS), JT Snow (1B), Bernie Williams (OF), Gerald Williams (OF)
1990	Brian Dorsett (C), Dave Eiland (SP), Hensley Meulens (OF)
1989	Kevin Maas (DH), Hal Morris (1B), Randy Velarde (SS)
1988	Bob Geren (C), Randy Velarde (SS)
1987	Brad Arnsberg (SP), Jay Buhner (OF), Roberto Kelly (OF), Jeff Moronko (3B)
1986	Pete Dalena (DH), Paul Zuvella (SS)
1985	Juan Bonilla (2B), Dan Pasqua (OF)
1984	Scott Bradley (C), Dan Briggs (1B), Kelly Faulk (SP), Rex Hudler (2B)
1983	Brian Dayett (OF), Otis Nixon (OF)
1982	Tucker Ashford (3B), Marshall Brant (DH), Curt Kaufman (RP), Don Mattingly (OF)
1981	Steve Balboni (DH), Andre Robertson (SS)
1980	Marshall Brant (1B), Bob Kammeyer (SP)
1979	Rick Anderson (RP), Bobby Brown (OF), Brad Gulden (C), Roger Holt (2B)
1978	Dale Berra (SS), Mike Easler (OF)
1977	Mike Edwards (2B)

## CLIPPER OF THE YEAR RECIPIENTS

YEAR	NAME	POS	STATS	NOTES
2022	Will Brennan	OF	.316, 9HR, 68RBI, 28 doubles	6th in MiLB with 107RBI
2021	Gabriel Arias	INF	.284, 13HR, 55RBI, 29 doubles	Led team in batting and slugging
2019	Bobby Bradley	1B	.264, 33HR, 74RBI, .567SLG	Led IL in HR, had 2HR in playoffs
2018	Brandon Barnes	OF	.273, 14HR, 81RBI, 39 doubles	Mid and Postseason IL All-Star
2017	Yandy Diaz	3B	.350, 5HR, 33RBI, .454OBP	Led IL in batting and OBP
	Ronny Rodriguez	2B	.291, 17HR, 64RBI, 15SB	Played every position except C, P
2016	Erik Gonzalez	SS	.296, 11HR, 53RBI, 12SB	Med ML debut in July
2015	Michael Martinez	2B	.289, 5HR, 42RBI, 11SB	Hit .333 over final three months
	Adam Moore	C	.282, 6HR, 44RBI, .997FLD%	Hit .471 with 3HR, 10RBI in playoffs
2014	Jesus Aguilar	1B	.304, 19HR, 77RBI, .511SLG	6 <sup>th</sup> in IL in batting, ML debut in May
	Giovanny Urshela	3B	.276, 13HR, 65RBI, .977FLD%	Led IL 3B in fielding %
2013	Preston Guilmet	RP	5-4, 20 saves, 1.68ERA, 0.89WHIP	Midseason All-Star
	Danny Salazar	SP	4-2, 2.73ERA, 59.1IP, 78K	Made ML debut in July
2012	Cord Phelps	2B	.276, 16HR, 62RBI, 34 doubles	Mid and Postseason IL All-Star
2011	Lerad Head	OF	.284, 24HR, 70RBI, .526SLG	2 <sup>nd</sup> in IL in SLG, 3 <sup>rd</sup> in HR
	Luis Valbuena	SS	.302, 17HR, 75RBI, .372OBP	Mid and Postseason IL All-Star
2010	Jose Constanza	OF	.319, 1HR, 32RBI, 34SB	2 <sup>nd</sup> in IL in average, 4 <sup>th</sup> in SB
2009	Jordan Brown	OF	.336, 15HR, 67RBI, .532SLG	Led IL in average, 3 <sup>rd</sup> in SLG
2008	Larry Broadway	1B	.266, 9HR, 55RBI, 29 doubles	2 <sup>nd</sup> among IL 1B in fielding %
2007	Brandon Watson	OF	.313, 2HR, 29RBI, 17SB	43 game hit streak (IL record)
2006	Andy Cannizaro	SS	.276, 3HR, 32RBI, 32 doubles	Made ML debut in September
2005	Kevin Reese	OF	.276, 14HR, 69RBI, 16SB, 92R	Made ML debut in June
2004	Andy Phillips	1B	.318, 26HR, 85RBI, .569SLG	Walk-off HR in All-Star Game
	Colter Bean	RP	9-3, 2.29ERA, 109K, 82.2IP	6 <sup>th</sup> in IL in appearances (53)
2003	Fernando Seguinol	1B	.341, 28 HR, 87 RBI, .624 SLG	Led IL in average, HR; 2 <sup>nd</sup> in RBI
2002	Juan Rivera	OF	.325, 8HR, 47RBI, 21 doubles	Played in only 65 games
2001	Brandon Knight	SP	12-7, 3.66ERA, 173K, 3CG	Led IL in strikeouts
2000	Jay Tessmer	RP	4-8, 34 saves, 3.80ERA, 40K	Set Clippers' career saves record
1999	D'Angelo Jimenez	SS	.327, 15HR, 88RBI, 26SB, 97R	Made ML debut in September
	Ed Yarnall	SP	13-4, 3.47ERA, 146K, 145.2IP	Led IL in ERA, ML debut in July
1998	Mike Lowell	3B	.304, 26HR, 99RBI, 34 doubles	Made ML debut in September
1997	Ivan Cruz	1B	.300, 24HR, 95RBI, 35 doubles	Made ML debut in July
	Shane Spencer	OF	.241, 30HR, 86RBI, 34 doubles	Led IL in extra base hits
1996	Dave Pavlas	RP	8-2, 26 saves, 1.99ERA, 5K/BB	Led IL in saves
	Tracy Woodson	3B	.288, 21HR, 81RBI, 34 doubles	Personal best in HR
1995	Derek Jeter	SS	.317, 2HR, 45RBI, 20SB, 96R	Led IL in runs
1994	Don Sparks	1B	.272, 7HR, 63RBI, 21 doubles	Led Clippers in games, hits
1993	Billy Masse	OF	.316, 19HR, 91RBI, .560SLG	Led IL in walks, extra base hits
1992	Sam Militello	SP	12-2, 2.29ERA, 152K, 2SHO	Led IL in ERA, ML debut in Aug.
	JT Snow	1B	.313, 15HR, 78RBI, .395OBP	Led IL in avg., ML debut in Sept.
1991	John Ramos	C	.308, 10HR, 63RBI, .393OBP	Made ML in September
1990	Dave Eiland	SP	16-5, 2.87ERA, 11CG, 3SHO	Led IL in wins, complete games
	Hensley Meulens	OF	.285, 26HR, 96RBI, 81R	Led IL in total bases
1989	Brian Dorsett	C	.250, 17HR, 62RBI, 21 doubles	Hit HR in Triple-A All-Star Game
	Hal Morris	1B	.326, 17HR, 66RBI, 24 doubles	Led IL in average
1988	Scott Nielsen	SP	13-6, 2.40ERA, 8CG, 3SHO	Threw no-hitter June 8 vs. Maine
1987	Jay Buhner	OF	.276, 31HR, 85RBI, 83R	Led IL in HR, ML debut in Sept.
	Roberto Kelly	OF	.276, 13HR, 62RBI, 51SB	Led IL in SB, ML debut in July
1986	Orestes Destrade	1B	.276, 19HR, 56RBI, 21 doubles	IL Rookie of the Year
1985	Dan Pasqua	OF	.321, 18HR, 69RBI, .599SLG	Made ML debut in May
1984	Scott Bradley	C/OF	.335, 6HR, 84RBI, 180 hits	Set Clippers' season hits record
1983	Brian Dayett	OF	.288, 35HR, 108RBI, 105R	Set franchise HR, RBI records
1982	Tucker Ashford	3B	.331, 10HR, 101RBI, 98R	3 <sup>rd</sup> highest avg. in Clipper history
1981	Tucker Ashford	3B	.300, 17HR, 86RBI, 32 doubles	Led IL in total bases
1980	Marshall Brant	1B	.289, 23HR, 92RBI, 22 doubles	Made ML debut in October
1979	Roger Holt	2B	.280, 1HR, 33RBI, 72R	Hit walk-off single to win Gov. Cup
	Dennis Werth	1B	.299, 17HR, 74RBI, 27 doubles	Made ML debut in September
1978	George Sisler, Jr	GM	Led the IL in attendance at 324,510	
1977	John Lipon	MGR	Took over for Tim Murtaugh and guided team to 54-51 record	



## TOP TEN SINGLE SEASON BATTING LEADERS

### Games Played

1. Gerald Williams	142	1992
2. Hensley Meulens	141	1992
3. Don Sparks	139	1994
4. Scott Bradley	138	1984
5. Otis Nixon	138	1983
6. Jesus Aguilar	137	2016
7. Don Sparks	137	1995
8. Tucker Ashford	137	1982
9. Tim Fedoroff	136	2013
10. Hensley Meulens	136	1990
11. Leo Hernandez	136	1986

### Average (min. 389 PA)

1. Fernando Seguignol	.341	2003
2. Jordan Brown	.336	2009
3. Scott Bradley	.335	1984
4. Tucker Ashford	.331	1982
5. Mike Easler	.330	1978
6. Juan Bonilla	.330	1985
7. D'Angelo Jimenez	.327	1999
8. Brian Raabe	.327	1999
9. Hal Morris	.326	1989
10. Yandy Diaz	.325	2016

### At Bats

1. Otis Nixon	557	1983
2. Gerald Williams	547	1992
3. Don Sparks	545	1995
4. Kevin Reese	540	2005
5. Tucker Ashford	540	1982
6. Scott Bradley	538	1984
7. Hensley Meulens	534	1992
8. Kurt Bierek	532	1999
9. Mike Edwards	531	1977
10. D'Angelo Jimenez	526	1999

### Hits

1. Scott Bradley	180	1984
2. Tucker Ashford	179	1982
3. D'Angelo Jimenez	172	1999
4. Don Sparks	170	1995
5. Otis Nixon	162	1983
6. Brian Raabe	161	1999
7. Mike Edwards	157	1977
8. Gerald Williams	156	1992
9. Mike Lowell	155	1998
10. Derek Jeter	154	1995
11. J.T. Snow	154	1992

### Runs

1. Otis Nixon	129	1983
2. Brian Dayett	105	1983
3. Tucker Ashford	98	1982
4. D'Angelo Jimenez	97	1999
5. Alonzo Powell	97	1999
6. Derek Jeter	96	1995
7. Hensley Meulens	96	1992
8. Brian Raabe	93	1999
9. Kevin Reese	92	2005
10. Gerald Williams	92	1992

### Total Bases

1. Brian Dayett	281	1983
2. Mike Lowell	273	1998
3. Kurt Bierek	268	1999
4. D'Angelo Jimenez	259	1999
5. Jay Buhner	258	1987
6. Hensley Meulens	257	1992
7. Tucker Ashford	252	1982
8. Fernando Seguignol	251	2003
9. Marshall Brant	251	1982
10. Tucker Ashford	250	1981

### Doubles

1. Kurt Bierek	42	1999
2. Drew Henson	40	2003
3. Brandon Barnes	39	2018
4. Kevin Reese	38	2005
5. Michael Vento	37	2005
6. Russ Canzler	36	2012
7. Bobby Smith	36	2003
8. Jordan Brown	35	2009
9. Brian Raabe	35	1999
10. Ivan Cruz	35	1997
11. Billy Masse	35	1993
12. Leo Hernandez	35	1986

### Triples

1. Mike Patterson	12	1982
2. Pete Orr	11	2008
3. John Rodriguez	10	2004
4. Scott Pose	10	1998
5. Chris Singleton	10	1998
6. Don Sparks	10	1995
7. Dave Augustine	10	1977
8. Jason Kipnis	9	2011
9. Donzell McDonald	9	2001
10. Kerry Robinson	9	2000
11. Derek Jeter	9	1995
12. Jalal Leach	9	1994
13. Bernie Williams	9	1992

### Home Runs

1. Brian Dayett	35	1983
2. Bobby Bradley	33	2019
3. Steve Balboni	33	1981
4. Steve Balboni	32	1982
5. Jay Buhner	31	1987
6. Marshall Brant	31	1982
7. Richie Shaffer	30	2017
8. Jesus Aguilar	30	2016
9. Shane Spencer	30	1997
10. Matt Winters	29	1983

### RBI

1. Brian Dayett	108	1983
2. Tucker Ashford	101	1982
3. Hensley Meulens	100	1992
4. Mike Lowell	99	1998
5. Matt Winters	99	1983
6. Steve Balboni	98	1981
7. Ivan Cruz	96	1996
8. Hensley Meulens	96	1990
9. Marshall Brant	96	1982
10. Kurt Bierek	95	1999
11. Mike Figga	95	1998
12. Ivan Cruz	95	1997
13. Marshall Brant	95	1981

### Stolen Bases

1. Otis Nixon	94	1983
2. Mike Edwards	62	1977
3. Jim Walewander	54	1991
4. Roberto Kelly	51	1987
5. Jim Walewander	49	1990
6. Scott Pose	47	1998
7. Michael Brantley	46	2009
8. Otis Nixon	46	1982
9. Ezequiel Carrera	43	2013
10. Kerry Robinson	37	2000
11. Mike Humphreys	37	1992

### Walks

1. Matt Winters	112	1983
2. Kelly Heath	101	1985
3. Otis Nixon	96	1983
4. Jim Walewander	90	1990
5. Matt Winters	90	1984
6. Jeremy Hermida	88	2013
7. Dennis Werth	88	1979
8. Dave Silvestri	83	1994
9. Alonzo Powell	82	1999
10. Billy Masse	82	1993

### Strikeouts

1. Richie Shaffer	188	2017
2. Nellie Rodriguez	181	2017
3. Mitch Jones	174	2005
4. Hensley Meulens	168	1992
5. Bobby Bradley	153	2019
6. Brandon Barnes	152	2018
7. Drew Henson	151	2002
8. Jeremy Hermida	149	2013
9. Steve Balboni	146	1981
10. Mitch Jones	145	2006

### On Base Percentage (389 PA)

1. Yandy Diaz	.454	2017
2. Matt Winters	.439	1983
3. Billy Masse	.438	1993
4. Will Benson	.426	2022
5. Mike Easler	.425	1978
6. Steve Nicosia	.420	1978
7. Bubba Carpenter	.419	1999
8. Dennis Werth	.417	1979
9. Alonzo Powell	.414	1999
10. Tom Wilson	.410	2000

### Slugging Percentage (389 PA)

1. Fernando Seguignol	.624	2003
2. Brian Dayett	.587	1983
3. Andy Phillips	.569	2004
4. Bobby Bradley	.567	2019
5. Matt Winters	.564	1983
6. Ivan Cruz	.561	1997
7. Bubba Carpenter	.560	1999
8. Billy Masse	.560	1993
9. Ricky Ledee	.553	1996
10. John Rodriguez	.542	2004

### Longest Hitting Streaks

1. Brandon Watson	43	2007
2. Yandy Diaz	28	2016
3. Brian Raabe	24	1999
4. Giovanni Urshela	21	2016
5. Ezequiel Carrera	20	2012
6. Felix Escalona	20	2004
7. Kary Bridges	20	2001

## TOP TEN CAREER BATTING LEADERS

### Games Played

1. Bubba Carpenter	574
2. Pete Dalena	486
3. Don Sparks	472
4. Mike Humphreys	458
5. Andy Stankiewicz	452
6. Juan Espino	439
7. Marshall Brant	422
8. Hensley Meulens	421
9. Jesus Aguilar	386
10. Mike Patterson	370

### Average (min. 584 PA)

1. Scott Bradley	.327
2. Juan Rivera	.325
3. Derek Jeter	.324
4. Matt Howard	.322
5. Don Mattingly	.321
6. Yandy Diaz	.319
7. Tucker Ashford	.316
8. Mike Easler	.316
9. Jordan Brown	.315
10. Hal Morris	.311

### At Bats

1. Bubba Carpenter	1848
2. Don Sparks	1738
3. Pete Dalena	1678
4. Mike Humphreys	1638
5. Hensley Meulens	1547
6. Andy Stankiewicz	1490
7. Marshall Brant	1466
8. Jesus Aguilar	1452
9. Cord Phelps	1379
10. D'Angelo Jimenez	1335

### Hits

1. Don Sparks	490
2. Bubba Carpenter	476
3. Mike Humphreys	448
4. Pete Dalena	438
5. Hensley Meulens	402
6. D'Angelo Jimenez	397
7. Cord Phelps	395
Marshall Brant	395
9. Jesus Aguilar	393
10. Andy Stankiewicz	368

### Runs

1. Mike Humphreys	296
2. Bubba Carpenter	294
3. Marshall Brant	256
4. Hensley Meulens	251
5. Dave Silvestri	231
6. D'Angelo Jimenez	225
7. Andy Stankiewicz	211
8. Ricky Ledee	205
9. Don Sparks	204
10. Cord Phelps	203
Mike Patterson	203

### Total Bases

1. Bubba Carpenter	768
2. Marshall Brant	733
3. Hensley Meulens	712
4. Don Sparks	704
5. Pete Dalena	691
6. Jesus Aguilar	685
7. Mike Humphreys	645
8. Steve Balboni	617
9. D'Angelo Jimenez	609
10. Dave Silvestri	597

### Doubles

1. Cord Phelps	95
2. Bubba Carpenter	90
3. Pete Dalena	89
Don Sparks	89
5. Jesus Aguilar	86
6. Shane Spencer	83
7. Mike Humphreys	82
8. Michael Vento	79
9. D'Angelo Jimenez	78
10. Drew Henson	76

### Triples

1. Mike Patterson	25
Don Sparks	25
3. Jalal Leach	19
4. Bob Meacham	17
Scott Pose	17
Andy Stankiewicz	17
7. Donzell McDonald	16
Bernie Williams	16
9. Gerald Williams	15
10. Bubba Carpenter	14
Mike Humphreys	14
Jorge Posada	14

### Home Runs

1. Steve Balboni	92
2. Marshall Brant	86
3. Hensley Meulens	73
4. Jesus Aguilar	68
5. Ivan Cruz	65
6. Andy Phillips	59
7. Bubba Carpenter	58
Dave Silvestri	58
9. Shane Spencer	56
10. Ricky Ledee	54

### RBI

1. Marshall Brant	302
2. Hensley Meulens	266
3. Steve Balboni	265
4. Jesus Aguilar	262
5. Bubba Carpenter	260
6. Don Sparks	252
7. Pete Dalena	242
8. Ivan Cruz	227
9. Dave Silvestri	221
10. Cord Phelps	202

### Stolen Bases

1. Otis Nixon	140
2. Mike Humphreys	117
3. Ezequiel Carrera	115
4. Jim Walewander	103
5. Andy Stankiewicz	74
Gerald Williams	74
7. Mike Edwards	62
Roberto Kelly	62
9. Scott Pose	60
10. Michael Brantley	59

### Walks

1. Bubba Carpenter	276
2. Matt Winters	240
3. Mike Humphreys	238
4. Dave Silvestri	209
5. Marshall Brant	196
6. Tim Fedroff	190
7. Billy Masse	188
8. Hensley Meulens	180
9. Yandy Diaz	177
10. Cord Phelps	173

### Strikeouts

1. Hensley Meulens	466
2. Dave Silvestri	366
3. Drew Henson	358
4. Bubba Carpenter	354
5. Marshall Brant	347
6. Jesus Aguilar	321
7. Mitch Jones	319
8. Steve Balboni	305
9. Eric Haase	287
10. Mike Humphreys	281
Ricky Ledee	281

### On Base Percentage (584PA)

1. Yandy Diaz	.415
2. Mike Easler	.414
3. Matt Winters	.412
4. Andy Fox	.405
5. Derek Jeter	.403
6. Dennis Werth	.403
7. Otis Nixon	.400
8. Matt Howard	.394
9. Don Mattingly	.394
10. Tucker Ashford	.390

### Slugging Percentage (584PA)

1. Steve Balboni	.580
2. Brian Dayett	.555
3. Mike Lowell	.543
4. Andy Phillips	.534
5. Ivan Cruz	.527
6. Ricky Ledee	.524
7. Mike Easler	.515
8. Shane Spencer	.513
9. Juan Rivera	.512
10. Russ Davis	.510

## TOP TEN SINGLE SEASON PITCHING LEADERS

### Wins

1. Dave Eiland	16	1990
Bob Kammeyer	16	1979
3. Toru Murata	15	2015
Steve Adkins	15	1990
Bob Kammeyer	15	1980
Tim Jones	15	1977
7. Willie Banks	14	1997
8. Ed Yarnall	13	1999
Scott Nielsen	13	1988
Dennis Rasmussen	13	1983
Rick Anderson	13	1979

### Losses

1. Tyler Clippard	13	2008
Ed Whitson	13	1977
3. Adam Plutko	12	2017
Brandon Knight	12	2000
Ryan Bradley	12	1999
Jeff Juden	12	1999
Brad Arnsberg	12	1986
Chris Welsh	12	1980
9. Corey Kluber	11	2011
Jorge De Paula	11	2003
Ted Lilly	11	2000
Roger Slagle	11	1979
Steve Hargan	11	1978

### ERA (min. 115.2 IP)

1. Ken Clay	1.96	1980
2. Sam Militello	2.29	1992
3. Jim Deshaies	2.39	1984
4. Scott Nielsen	2.40	1988
5. Jeanmar Gomez	2.55	2011
6. Greg Cochran	2.56	1980
7. Jim Lewis	2.60	1982
8. Brad Halsey	2.63	2004
9. Russ Springer	2.69	1992
10. Chris Welsh	2.73	1980

### Appearances

1. Colter Bean	65	2005
2. Jay Tessmer	63	2002
3. Dale Polley	62	1997
4. Jay Tessmer	60	2000
5. Danny Rios	58	1997
Royal Clayton	58	1994
7. Dave Pavlas	57	1996
Mike Draper	57	1992
9. Eric Gunderson	56	2001
10. Chris Booker	55	2007
Jason Anderson	55	2005
Darrin Chapin	55	1991
Curt Kaufman	55	1982
Paul Boris	55	1981

### Hits

1. Tim Jones	207	1977
2. Clay Christiansen	196	1983
3. Tyler Cloyd	188	2014
4. Bill Fulton	179	1987
5. Bob Kammeyer	178	1979
6. Shawn Morimando	177	2017
7. Bob Kammeyer	176	1980
8. Yohan Pino	175	2010
Roger Erickson	175	1983
Ed Whitson	175	1977

### Innings Pitched

1. Tim Jones	190.0	1977
2. Brandon Knight	184.2	2000
3. Dennis Rasmussen	181.0	1983
Odell Jones	181.0	1978
5. Brad Arnsberg	177.1	1986
6. Steve Adkins	177.0	1990
7. Jeff Juden	176.1	1999
8. Bob Kammeyer	176.0	1980
9. Dave Eiland	175.1	1990
10. Ed Whitson	175.0	1977

### Saves

1. Mike Draper	37	1992
2. Jay Tessmer	34	2000
3. Chris Booker	30	2007
4. Jay Tessmer	28	1999
5. Dave Pavlas	26	1996
6. Curt Kaufman	25	1983
7. Josh Judy	23	2011
8. Jose Veras	21	2006
Rick Anderson	21	1979
10. Preston Guilmet	20	2013

### Complete Games

1. Bob Kammeyer	13	1980
Chris Welsh	13	1980
3. Dave Eiland	11	1990
4. Bob Kammeyer	10	1979
Odell Jones	10	1978
6. Brad Arnsberg	9	1987
Jim Deshaies	9	1984
Paul Mirabella	9	1979
9. Ed Whitson	9	1977
Brandon Knight	8	2000
Scott Nielsen	8	1988
Dennis Rasmussen	8	1983
Tim Jones	8	1977

### Shutouts

1. Jim Deshaies	4	1984
2. Shawn Morimando	3	2017
Dave Eiland	3	1990
Wade Taylor	3	1990
Scott Nielsen	3	1988
Ken Clay	3	1980
7. 19 tied	2	

### Starts

1. Peyton Battenfield	28	2022
Brandon Knight	28	2000
Brad Arnsberg	28	1986
Dennis Rasmussen	28	1983
5. Adam Wilk	27	2018
Corey Kluber	27	2011
Tyler Clippard	27	2008
Jorge De Paula	27	2003
Steve Adkins	27	1990
Brian Ryder	27	1981
Bob Kammeyer	27	1979

### Earned Runs

1. Jeff Juden	109	1999
2. Ryan Bradley	100	1999
3. Clay Christiansen	97	1983
4. Greg Cochran	96	1982
5. Ray Ricken	94	1997
6. Corey Kluber	93	2011
Yohan Pino	93	2010
Edward Martel	93	1992
9. Dennis Rasmussen	92	1983
Odell Jones	92	1978

### Home Runs Allowed

1. Ryan Bradley	28	1999
2. David Huff	27	2012
3. Tyler Cloyd	26	2014
4. Kirk McCarty	25	2021
Yohan Pino	25	2010
6. Adam Plutko	24	2017
Jeff Juden	24	1999
8. Adam Wilk	23	2018
Denny Lail	23	2000
10. Shawn Morimando	22	2017
Jorge De Paula	22	2005
Jorge De Paula	22	2003
Chris Nighting	22	1999

### Strikeouts

1. Dennis Rasmussen	187	1983
2. Brandon Knight	173	2001
3. Odell Jones	169	1978
4. Sam Militello	152	1992
5. Jeff Juden	151	1999
6. Ed Yarnall	146	1999
7. Corey Kluber	143	2011
8. Dave Righetti	139	1980
9. Brandon Knight	138	2000
Steve Adkins	138	1990

### Walks

1. Dennis Rasmussen	108	1983
2. Dave Righetti	101	1980
3. Steve Adkins	98	1990
4. Brian Ryder	97	1981
5. John Pacella	91	1981
6. Ray Ricken	81	1997
Clay Christiansen	81	1983
8. Jeff Juden	76	1999
Tim Rumer	76	1995
10. Alan Mills	75	1991

### WHIP (min. 115.2 IP)

1. Sam Militello	1.061	1992
2. Dave Eiland	1.067	1990
3. Scott Nielsen	1.068	1988
4. Rick Langford	1.082	1988
5. Kris Wilson	1.088	2006
6. Lee Guetterman	1.119	1988
7. Greg Cochran	1.121	1980
8. Chris Seddon	1.130	2012
9. Ken Clay	1.130	1980
10. Mark Hutton	1.135	1993

## TOP TEN CAREER PITCHING LEADERS

### Wins

1. Dave Eiland	61
2. Royal Clayton	41
3. Scott Nielsen	33
4. David Huff	32
5. Alex Graman	31
Bob Kammeyer	31
7. Jim Lewis	30
Dave Wehrmeister	30
9. Toru Murata	29
10. Kirt Ojala	27

### Losses

1. Alex Graman	31
2. Dave Eiland	30
3. Royal Clayton	27
Dave Wehrmeister	27
5. Brandon Knight	26
6. Andy Cook	25
Scott Nielsen	25
8. Adam Plutko	23
Kirt Ojala	23
Scott Patterson	23
Jorge De Paula	23

### ERA (min. 174 IP)

1. Colter Bean	2.69
2. Bob Davidson	2.69
3. Josh Tomlin	2.74
4. Jeff Johnson	2.91
5. Don Cooper	2.92
6. Wade Taylor	2.98
7. Dave Pavlas	3.02
8. Scott Nielsen	3.07
9. Zach McAllister	3.12
10. Jimmy Jones	3.24

### Appearances

1. Colter Bean	215
2. Jay Tessmer	186
3. Royal Clayton	177
4. Dave Pavlas	169
5. Frank Herrmann	142
6. Sam Marsonnek	138
7. Andy Cook	137
8. Mike Buddie	134
9. Jim Lewis	133
10. Dave Eiland	131

### Hits

1. Dave Eiland	748
2. Royal Clayton	539
3. Dave Wehrmeister	491
4. Alex Graman	486
5. Clay Christiansen	450
6. Kirt Ojala	440
7. Andy Cook	436
8. Brandon Knight	413
9. Scott Patterson	410
10. David Huff	406

### Innings Pitched

1. Dave Eiland	767.0
2. Dave Wehrmeister	523.2
3. Royal Clayton	513.2
4. Alex Graman	494.0
5. Andy Cook	433.2
6. Scott Nielsen	428.0
7. Brandon Knight	427.2
8. Clay Christiansen	420.1
9. Kirt Ojala	419.2
10. Jim Lewis	409.0

### Saves

1. Jay Tessmer	71
2. Dave Pavlas	57
3. Sam Marsonnek	42
4. Chris Booker	38
5. Mike Draper	37
6. Shawn Armstrong	35
Curt Kaufman	35
8. Rich Monteleone	26
9. Josh Judy	25
Jim Lewis	25

### Complete Games

1. Bobb Kammeyer	23
2. Dave Eiland	19
3. Brad Arnsberg	15
Scott Nielsen	15
5. Chris Welsh	13
6. Jim Deshaies	12
Brandon Knight	12
Dennis Rasmussen	12
9. Jamie Werly	11
10. Greg Cochran	10
Odell Jones	10
Dave Righetti	10
Ed Whitson	10

### Shutouts

1. Dave Righetti	5
2. Brad Arnsberg	4
Jim Deshaies	4
Dave Eiland	4
Scott Nielsen	4
Wade Taylor	4
7. Shawn Morimando	3
Ken Clay	3
9. 21 tied	2

### Starts

1. Dave Eiland	127
2. Alex Graman	84
3. Jorge De Paula	65
4. Kirt Ojala	63
5. David Huff	61
Scott Nielsen	61
6. Ryan Merritt	60
Brandon Knight	60
8. Greg Cochran	58
Dave Wehrmeister	58
10. Adam Plutko	55
Toru Murata	55
Adrian Hernandez	55

### Earned Runs

1. Dave Eiland	292
2. Dave Wehrmeister	228
3. Scott Patterson	225
4. Alex Graman	218
5. Royal Clayton	215
6. Andy Cook	206
7. Kirt Ojala	204
8. Jorge De Paula	194
9. Greg Cochran	192
Brandon Knight	192

### Home Runs Allowed

1. Jorge De Paula	58
2. Dave Eiland	56
3. David Huff	54
4. Alex Graman	49
5. Ryan Merritt	45
Toru Murata	45
7. Ryan Bradley	43
Brandon Knight	43
Scott Patterson	43
Dave Wehrmeister	43

### Strikeouts

1. Dave Eiland	437
2. Alex Graman	433
3. Brandon Knight	392
4. Colter Bean	377
5. Dave Wehrmeister	341
6. Adrian Hernandez	338
7. Royal Clayton	307
8. Corey Kluber	291
9. Jim Lewis	283
10. Jorge De Paula	276

### Walks

1. Dave Wehrmeister	236
2. Alex Graman	189
3. Clay Christiansen	184
4. Scott Patterson	181
5. Jim Lewis	174
6. Adrian Hernandez	172
7. Kirt Ojala	171
8. Greg Cochran	170
9. Andy Cook	168
10. Royal Clayton	166

### WHIP (min. 174 IP)

1. Josh Tomlin	1.034
2. Jimmy Jones	1.127
3. Dave Pavlas	1.142
4. Carlos Carrasco	1.157
5. Dave Eiland	1.168
6. Zach McAllister	1.183
7. Bob Davidson	1.193
8. Kris Wilson	1.197
9. Colter Bean	1.210
10. Scott Nielsen	1.229

## SINGLE SEASON TEAM RECORDS

BATTING				
	High	Year	Low	Year
At Bats	5,020	2022	4,264	2021
Runs	898	1983	498	1988
Hits	1,407	2010	1,079	2021
Singles	931	2010	650	2021
Doubles	305	1999	190	1980
Triples	61	1995	16	2021
Home Runs	213	2019	70	1988
Total Bases	2,343	1998	1,598	1988
Sacrifice Hits	77	1980	7	2019
Sacrifice Flies	62	1983	23	2021
Stolen Bases	193	1977	47	1981
Caught Stealing	100	1991	24	2011
Walks	741	1983	388	2002
Strikeouts	1,392	2019	634	1979
Hit by Pitch	107	2022	20	1984
RBI	826	1983	449	1988
Average	.289	1999	.242	1988
Slugging Pct.	.473	1999	.340	1988
On Base Pct.	.383	1981	.304	1988
Grounded into DP	149	2010	79	2021
Left on Base	1,106	2022	908	2021
Shutouts	15	2013	3	1994

PITCHING				
	High	Year	Low	Year
ERA	5.22	2021	2.92	1980
Saves	54	1992	24	1978, '80
Strikeouts	1,365	2022	621	1986
Walks	638	1983	356	1996
Home Runs	198	2019	66	1990
Shutouts	16	1990, 2016	2	2009
Complete Games	49	1980	0	2007, '21
Innings Pitched	1,309.2	2022	1,099.0	2021
Runs	788	1983	477	1980
Earned Runs	694	1983	388	1980
Hits	1,407	2009	1,012	1980
Hit Batters	81	2021	17	1987
Wild Pitches	87	2019	32	1987

DEFENSE				
	High	Year	Low	Year
Fielding Pct.	.984	2017	.965	1978
Errors	178	1978	80	2017
Double Plays	157	1984	102	1978

MISCELLANEOUS RECORDS				
	High	Year	Low	Year
Players Used	83	2019	32	1980
Extra Inning Games	21	2013	7	1994
Attendance	666,797	2009	324,510	1978

Longest Streaks: Win- 16, 1979 (6/25-7/11); Loss- 9, 1978 (8/10-8/18)

Clipper Seasons Ranked by Winning Percentage			
1.	1992 <sup>GC</sup>	95-49	.660
2.	1981 <sup>GC</sup>	88-51	.633
3.	1979 <sup>GC</sup>	85-54	.612
4.	2011 <sup>GC</sup>	88-56	.611
5.	1996 <sup>GC</sup>	85-57	.599
6.	1990 <sup>RU</sup>	87-59	.596
7.	1980 <sup>GC</sup>	83-57	.593
	1983	83-57	.593
9.	1991 <sup>GC</sup>	85-59	.590
10.	1984	82-57	.590
11.	1999	83-58	.589
12.	2019 <sup>GC</sup>	81-59	.579
13.	2015 <sup>GC</sup>	83-61	.576
14.	2022	85-64	.570
15.	2016	82-62	.569
16.	1982	79-61	.564
17.	1993	78-62	.557
18.	1997 <sup>RU</sup>	79-63	.556
19.	2004	80-64	.556
20.	1987 <sup>GC</sup>	77-63	.550
21.	2010 <sup>GC</sup>	79-65	.549
	2014	79-65	.549
23.	1985 <sup>RU</sup>	75-64	.540
24.	2005	77-67	.535
25.	2003	76-68	.528
26.	1989	77-69	.527
27.	2018	73-67	.521
28.	1994	74-68	.521
29.	2012	75-69	.521
	2000	75-69	.521
31.	1995	71-68	.511
32.	2017	71-71	.500
33.	2013	71-73	.493
34.	2008	69-73	.486
	2006	69-73	.486
36.	2001	67-76	.469
37.	1998	67-77	.465
38.	2021	59-68	.465
39.	1977	65-75	.464
40.	1988	65-77	.458
41.	1986	62-77	.446
42.	2007	64-80	.444
43.	1978	61-78	.439
44.	2002	59-83	.415
45.	2009	57-85	.401

### At Home

Best: 49-22 (.690), 1996  
Worst: 29-43 (.403), 1998

### On the Road

Best: 49-23 (.681), 1992  
Worst: 26-43 (.377), 1986

## SINGLE GAME RECORDS

### TEAM

Most Runs/Game, Clippers	26	5/3/97 at Norfolk
Most Runs/Game, Opponent	21	4x, 7/6/17 vs. Indianapolis
Most Runs/Inning, Clippers	11	4x, 6/1/09 vs. Norfolk
Most Runs/Inning, Opponent	12	3x, 8/3/97 vs. Rochester
Most Hits/Game, Clippers	30	5/3/97 at Norfolk
Most Hits/Game, Opponent	25	7/10/00 at Durham
Most Hits/Inning, Clippers	11	2x, 5/28/93 vs. Charlotte
Most HR/Game, Clippers	7	7/13/01 vs. Richmond
Most HR/Game, Opponent	7	2x, 7/6/17 vs. Indianapolis
Most HR/Inning, Clippers	5	6/3/05 at Buffalo
Most Consecutive HR	4	6/3/05 at Buffalo
Most SB/Game, Clippers	9	7/11/91 vs. Scranton/WB
Most SB/Game, Opponent	8	2x, 6/7/97 vs. Toledo

### INDIVIDUAL

Most Hits	6	2x, Matt Howard, 5/3/97 at Norfolk
Most Runs	5	4x, Ezequiel Carrera, 6/5/12 vs. Buffalo
Most RBI	10	Chad Huffman, 4/21/11 vs. Louisville
Most Doubles	3	34x, Gabriel Arias, 9/18/21 at Toledo
<b>Most Triples</b>	<b>2</b>	<b>25x, Bo Naylor, 7/23/22 at Toledo</b>
Most HR	3	12x, Eric Stamets, 6/16 vs. Gwinnett
Most Total Bases	14	Dave Silvestri, 4/22/94 at Ottawa (2B, 3HR)
Most SB	4	5x, Oscar Mercado, 4/17/19 at Louisville
Most Strikeouts	18	Randy Keisler, 6/3/01 vs. Buffalo

### MISCELLANEOUS

Most Errors	6	5x, 6/9/04 vs. Rochester
Longest Game (Innings)	21	6/10/85 vs. Syracuse (W, 8-7)
Longest Game (Time)	5:38	8/6/97 vs. Richmond (18 innings)
Longest 9-Inning Game	4:10	7/12/90 at Indianapolis (W, 18-10)
Shortest 9-Inning Game	1:46	4x, 5/16/05 at Syracuse (L, 3-0)
Shortest 7-Inning Game	1:16	5/17/78 vs. Charleston (L, 1-0)
Largest Crowd (Home)	20,131	7/17/80 vs. Rochester (L, 7-3)
Largest Crowd (Road)	44,510	5/27/91 at Denver (W, 5-1)



# 2023 SCHEDULE

## MARCH/APRIL

SUN	MON	TUE	WED	THU	FRI	SAT
HOME OPENING NIGHT					31 @IOW 7:08	1 @IOW 3:08
2 @IOW 1:08	3	4 CLT 6:15	5 CLT 6:15	6 CLT 6:15	7 CLT 7:05	8 CLT 4:15
9 CLT 1:05	10	11 @WOR 6:45	12 @WOR 6:45	13 @WOR 6:45	14 @WOR 6:45	15 @WOR 4:05
16 @WOR 1:05	17	18 TOL 6:15	19 TOL 6:15	20 TOL 12:05	21 TOL 7:05	22 TOL 4:15
23 TOL 1:05	24	25 @IND 6:35	26 @IND 1:35	27 @IND 11:05AM	28 @IND 7:05	29 @IND 6:35
30 @IND 1:35						
#ClipShow						
  						

## JULY

SUN	MON	TUE	WED	THU	FRI	SAT
						1 TOL 5:05
2 TOL 6:05	3 TOL 6:05	4 @NAS 6:05	5 @NAS 6:35	6 @NAS 6:35	7 @NAS 6:35	8 @NAS 6:35
9 @NAS 1:05	10	11	12	13	14 IOW 7:05	15 IOW 7:05
16 IOW 4:05	17	18 @LOU 6:35	19 @LOU 6:35	20 @LOU 6:35	21 @LOU 7:15	22 @LOU 7:15
23 @LOU 6:05	24	25 OMA 7:05	26 OMA 12:05	27 OMA 7:05	28 OMA 7:05	29 OMA 7:05
30 OMA 4:05	31					

## MAY

SUN	MON	TUE	WED	THU	FRI	SAT
	1	2 @IOW 6:15	3 @IOW 6:35	4 @IOW 6:15	5 @IOW 7:05	6 @IOW 7:05
7 @IOW 1:05	8	9 @LOU 6:05	10 @LOU 11:05AM	11 @LOU 6:35	12 @LOU 7:15	13 @LOU 7:15
14 @LOU 1:05	15	16 STP 7:05	17 STP 12:05	18 STP 7:05	19 STP 7:05	20 STP 7:05
21 STP 1:05	22	23 IND 7:05	24 IND 7:05	25 IND 7:05	26 IND 7:05	27 IND 7:05
28 IND 1:05	29	30 @IOW 6:38	31 @IOW 12:08			

## AUGUST

SUN	MON	TUE	WED	THU	FRI	SAT
		1 STP 7:05	2 STP 7:05	3 STP 12:05	4 STP 7:05	5 STP 7:05
6 STP 4:05	7	8 @TOL 7:05	9 @TOL 7:05	10 @TOL 7:05	11 @TOL 7:05	12 @TOL 7:05
13 @TOL 4:05	14	15 @SYR 6:35	16 @SYR 6:35	17 @SYR 6:35	18 @SYR 6:35	19 @SYR 6:35
20 @SYR 1:05	21	22 JAX 6:15	23 JAX 6:15	24 JAX 6:15	25 JAX 7:05	26 JAX 5:05
27 JAX 4:05	28	29 @STP 7:07	30 @STP 7:07	31 @STP 7:07		

## JUNE

SUN	MON	TUE	WED	THU	FRI	SAT
				1 @IOW 12:08	2 @IOW 7:08	3 @IOW 6:08
4 @IOW 1:08	5	6 LOU 7:05	7 LOU 7:05	8 LOU 12:05	9 LOU 7:05	10 LOU 7:05
11 LOU 1:05	12	13 @OMA 7:05	14 @OMA 12:05	15 @OMA 7:05	16 @OMA 7:05	17 @OMA 7:05
18 @OMA 2:05	19	20 @IND 7:05	21 @IND 1:35	22 @IND 7:05	23 @IND 7:05	24 @IND 7:05
25 @IND 1:35	26	27	28 TOL 7:05	29 TOL 7:05	30 TOL 7:05	

## SEPTEMBER

SUN	MON	TUE	WED	THU	FRI	SAT
					1 @STP 7:07	2 @STP 7:07
3 @STP 5:07	4	5 SWB 6:15	6 SWB 6:15	7 SWB 6:15	8 SWB 7:05	9 SWB 7:05
10 SWB 1:05	11	12 @TOL 6:35	13 @TOL 12:05	14 @TOL 6:35	15 @TOL 7:05	16 @TOL 5:05
17 @TOL 2:05	18	19 OMA 6:15	20 OMA 6:15	21 OMA 6:35	22 OMA 7:05	23 OMA 1:05
24 OMA 1:05	25	26	27	28	29	30

\*All game times listed are subject to change. \*All game times are local.

 HOME  Copa de la Diversión  AWAY

 "TANSKY TUESDAY"  
**DIME-A-DOG**  **FIREWORKS!!**



**clippersbaseball.com**