

OMAHA STORM CHASERS GAME NOTES

AT GWINNETT STRIPERS

LHP Angel Zerpa (0-1, 6.23 ERA) @ LHP Max Fried (MLB Rehab)

Sunday, July 9, 2023 | Game #83 | Road Game #49

12:05 CT/1:05 ET First Pitch | Coolray Field | Lawrenceville, Georgia

Radio: stormchasers.mixlr.com | TV: [Bally Live](http://BallyLive.com), MiLB.TV

3-7 / 41-41

3-7 / 36-49

Omaha Storm Chasers | 12356 Ballpark Way, Papillion, Nebraska 68046 | (402) 738-5100 | OmahaStormChasers.com | @OMASstormChasers

UPCOMING SCHEDULE & PROBABLE PITCHERS

UPCOMING GAMES

OPPONENT





TIME (CT)

PROBABLE PITCHERS

Monday, July 10 OFF
Tuesday, July 11 OFF
Wednesday, July 12 OFF
Thursday, July 13 OFF

THE MATCHUP

(UNDERLINE = MiLB LEADER) (BOLD = TRIPLE-A LEADER) (ITALICS = TRIPLE-A WORST)

			
.269 (5TH) < AVG	.251 (20TH)	5.22 (9TH) < ERA	5.42 (13TH)
472 (11TH) < R	421 (18TH)	1.55 (11TH) WHIP	1.50 (6TH)
742 (6TH) < H	711 (18TH)	.264 (12TH) < AVG	.270 (16TH)
94 (14TH) < HR	82 (19TH)	722.2 (15TH) IP	745.2 (3RD)
378 (15TH) BB	410 (7TH)	733 (8TH) < H	783 (17TH)
709 (6TH) K	700 (5TH)	461 (6TH) < R	493 (16TH)
156 (1ST) < SB	128 (2ND)	112 (12TH) HR	99 (8TH)
.362 (7TH) < OBP	.350 (15TH)	390 (11TH) BB	337 (2ND)
.446 (9TH) < SLG	.399 (19TH)	725 (14TH) K	727 (12TH)
.808 (10TH) < OPS	.749 (20TH)	1 (16TH) SHO	4 (6TH)

ALL-TIME vs. Stripers..... 2-8 (.200)
ALL-TIME at Omaha..... 1-5 (.167)
ALL-TIME at Gwinnett..... 1-3 (.250)

2023 vs. Stripers..... 2-8 (.200)
2023 at Werner Park..... 1-5 (.167)
2023 at Coolray Field..... 1-3 (.250)

DATE	H/R	SCORE	WIN	LOSS	SAVE
4/18	H	L, 4-1	T. Tice	J. Kowar	Y. Rios
4/19	H	L, 6-2	B. Burrows	J. Heasley	-
4/20	H	L, 9-3	B. Moran	M. Castillo	-
4/21	H	L, 7-3	A. Winans	E. Sisk	-
4/22	H	L, 5-2	D. Dodd	A. Núñez	Y. Rios
4/23	H	W, 5-3	M. Mayers	N. Kingham	N. Wittgren
7/4	R	L, 3-1	R. Muñoz	J. Kowar	G. Holmes
7/5	R	L, 8-7 (10)	B. Burrows	B. Kriske	-
7/6	R	L, 9-6	N. Margevicius	E. Sisk	-
7/7	R	W, 7-1	C. Ragans	J. Shuster	J. Bowlan
7/8	R	Cancelled/Wet Grounds			
7/9	R				

STORM CHASERS ON THE RISE

7 Omaha players that appear on a Top-30 Royals prospects ranking

PLAYER (POSITION)	MLB PIPELINE	BASEBALL AMERICA
Tyler Gentry (OF)	Royals No. 6	Royals No. 7
Angel Zerpa (LHP) <i>REHAB</i>	Royals No. 7	Royals No. 13
Jonathan Bowlan (RHP)	Royals No. 9	Royals No. 14
Will Klein (RHP)	Royals No. 22	Royals No. 23
Tucker Bradley (OF)	Royals No. 26	-
Anthony Veneziano (LHP) -		Royals No. 9
Christian Chamberlain (LHP) -		Royals No. 24



STORM CHASERS PRESS BOX

Game Notes compiled by Nicholas Badders

Credential Requests: nicholasb@omahastormchasers.com

Omaha Storm Chasers gameday information, as well as the 2023 Storm Chasers Media Guide can be found at milb.com/omaha/ballpark/media.

SATURDAY'S GAME

	1	2	3	4	5	6	7	8	9	R	H	E	LO
 Omaha	1	0	0	1	0	5	0	0	0	7	13	0	13
 Gwinnett	0	0	1	0	0	0	0	0	0	1	7	0	8

WIN: Cole Ragans (1-1) | LOSS: Jared Shuster (2-2) | SAVE: Jonathan Bowlan (1)

LAWRENCEVILLE, GA. – The Omaha Storm Chasers only needed two pitchers to get past the Gwinnett Stripers on Friday night as **Cole Ragans** and **Jonathan Bowlan** combined to hold Gwinnett to just a run, as Omaha won 7-1 to snap a five-game losing streak.

- ✦ In his second start with the Storm Chasers, Ragans (1-1) worked through five innings for the first time in 2023 and tied a season-high with seven strikeouts ... he held the Stripers to just one run in his outing, on a groundout in the third inning.
- ✦ Behind Ragans, Bowlan pitched the final four innings and kept Gwinnett off the board the rest of the night, as he allowed just three hits and a pair of walks while striking out four, including the final three of the game in the ninth. It was just the second save in Bowlan's career and the second four-inning save by a Storm Chaser in the last three seasons.
- ✦ **Logan Porter** connected on a solo homer in the top of the first, his second of the week and ninth this season to give Ragans and the chasers an early lead ... after Gwinnett tied the game in the third, the Chasers rattled off three straight two out singles in the fourth and **Paxton Wallace** drove home **Brewer Hicklen** for a 2-1 lead, a lead Omaha held the rest of the night.
- ✦ The Storm Chasers blew the game open in the sixth with a five-run inning, beginning with a two-run homer from **Jermaine Palacios** ... after the first five of the inning reached, Porter brought home Wallace on a double play, then **Nate Eaton** doubled in **Samad Taylor** and **Tyler Gentry** singled in Eaton to cap the scoring.
- ✦ Taylor finished the game with three walks, while Wallace contributed just the second three-hit game in his Minor League career, adding in his first Triple-A RBI as well ... of the team's 13 hits, seven players recorded hits for Omaha, including five multi-hit efforts.

NOTES AND NUGGETS

THAT'S WHAT SPEED DO

- The Chasers have 156 steals in 82 games (average 1.90 SB/game) and have been caught 32 times for a success rate of 82.98%.
- ✦ Omaha's 156 steals are the most of any Triple-A team and 5th in all of Minor League Baseball ... the Clearwater Threshers (Philadelphia Single-A) lead the minors (185) ... **Omaha is 37 steals away from breaking the franchise's single-season record of 192, set in 1986 and need to average 0.58 steals/game the last 65 games of the year.**
 - ✦ The Chasers have stolen at least one base in 57 of 82 games (70.73%), with multiple steals in 42 games and 11 occasions of 5+ steals.
 - ✦ **Samad Taylor** was optioned back to Omaha Tuesday after he opened the season with Omaha and stole 4 bases Wednesday, his second 4-steal game this year, for 38 steals in 65 games ... he ranks 3rd in the league and 3rd in Triple-A in steals, 9th in MiLB, despite not playing in a Triple-A game between June 16 and July 3.

LET'S RAVE

- Since joining the Storm Chasers in mid-June, outfielder **John Rave** has not only been one of Omaha's best hitters, but one of the best hitters in the International League.
- ✦ Rave has reached in all 19 games he's played since his promotion from Double-A NW Arkansas on June 13, with hits in 16 of 19 ... he scored a run in 14 straight games from June 17 to July 6, the longest such streak in MiLB this year.
 - ✦ Among qualified International League players since June 13, Rave ranks, 6th in on-base percentage (.446) and 7th in OPS (1.060) ... his 25 hits, 43 total bases, 11 extra-base hits and 17 runs batted in all lead Omaha since he joined the team on June 13.
 - ✦ Even dating back prior to his promotion, factoring in his last 11 games with the Naturals, Rave has reached base in his last 30 games between AA and AAA, the 2nd-longest active streak in MiLB ... since May 30, he has a .333 average and .954 OPS.

PUSHING PORTER

- While he started off the season slugging in April and slumped in May, catcher **Logan Porter** flipped a switch at the plate since the calendar flipped to June.
- ✦ For the first time in over a month, Porter did not reach base in Thursday's game after getting on base in a career-best 30 straight games between May 23 and July 5, the 5th-longest streak in the league this year ... in that stretch, he hit .302 (32-for-106) with a .433 OBP.
 - ✦ Porter had 6 homers in April, over the first 17 games of the season, but just one in 47 games from May 1 to July 4 ... however, he has two in his last three games.
 - ✦ After finishing 2022 with the 4th-highest on-base percentage in Minor League Baseball (.442), Porter drew just 15 walks over 40 games between April and May, for a .325 OBP ... in June alone, he drew 22 walks over 21 games and with a .500 OBP last month, to go along with a .348 average (24-for-69) and hits in 17 of 21 games.

THE FUTURE IS HERE

- Last week, it was announced pitcher **Will Klein** will represent the Kansas City Royals at the 2023 *SiriusXM* All-Star Futures Game at Seattle's T-Mobile Park *last night* ... he pitched 0.1 IP, with 1 H, 2 R, 2 BB.
- ✦ Klein earned his first promotion to Triple-A on June 13 ... in 7 games with Omaha, he's allowed 2 earned runs in 9.1 innings (1.93 ERA) with 16 strikeouts (15.42 K/9).
 - ✦ Klein's fastball has averaged 97.5 mph with Omaha with a team-best 100.7mph fastball in his outing on June 21 @ Rochester ... he's thrown Omaha's 6 fastest pitches this season and 15 of the fastest 20, including 4 over 100.0 mph.
 - ✦ Between the two levels this season, Klein has 60 strikeouts in 38.2 IP (13.97 K/9), the 3rd-highest K/9 among Royals minor league pitchers that have thrown at least 30.0 innings in 2023 ... his 34.5% K% ranks 5th among that same group.

AT A GLANCE

RECENT (W1)

Last 5 Games 1-4
Last 10 Games 3-7
Last 20 Games 11-9

SPLIT SEASON

1st Half 38-34
2nd Half 3-7

HOME/AWAY

Home Games 19-24
Away Games 22-17

TIME OF DAY

Night Games 27-30
Day Games 14-11

MONTH

March 1-0
April 9-15
May 12-14
June 17-7
July 2-5
August
September

OPPONENT

vs. Columbus 6-0
vs. Gwinnett 2-8
vs. Indianapolis 8-0
vs. Iowa 4-6
vs. Louisville 2-4
vs. Memphis 2-4
vs. Nashville 2-4
vs. Rochester 4-2
vs. Scranton/WB 3-3
vs. St. Paul 2-4
vs. Toledo 6-6

DAY OF THE WEEK

on Monday 0-1
on Tuesday 4-9
on Wednesday 5-9
on Thursday 7-7
on Friday 12-3
on Saturday 5-7
on Sunday 8-5

THIS WEEK'S SERIES

Record 1-3
Batting Average (.277)
Runs/Per Game 21/4.2
Home Runs 5
ERA 5.29 (20 ER / 34.0 IP)
Strikeouts (K/9) 36 (9.53)
Saves/Opportunities 1/4



QUICK FACTS

Founded..... 2011 (1969-2010: Omaha Royals)
Colors..... Royal Blue, Twister Gold, Blackout Black
League..... International League (Since 2021)
Ownership..... Alliance Baseball Omaha LLC
General Manager..... Laurie Schlender (4th Year)
Home Ballpark (Capacity)..... Werner Park (9,023, 6,254 fixed seats)
Dimensions..... LF- 310 CF- 402 RF- 315

ACTIVE ROSTER BREAKDOWN

Age 23.....2	Native of Cuba.....1
Age 24.....2	Native of United States.....21
Age 25.....5	Native of Venezuela.....4
Age 26.....5	Acquired by Royals via Free Agency10
Age 27.....3	(International).....1 (Minor League).....6 (Undrafted).....3
Age 28.....1	Acquired by Royals via Trade4
Age 29.....2	Acquired by Royals via First Year Player Draft13
Age 31.....1	(High School).....0 (Rounds 1-5).....7 (2017 Draft).....1
Age 34.....1	(2nd Year/College).....1 (Rounds 6-10).....3 (2018 Draft).....5
Average Age26 Years 95 Days	(3rd Year/College).....10 (Rounds 11-20).....1 (2019 Draft).....4
Median Age26	(4th+ Year/College).....2 (Rounds 21-40).....2 (2020 Draft).....3

PRO-NUN-SEE-AY-SHUNS

PLAYERS

2 RYAN GOINS.....	(GO-ins)
6 CLAY DUNGAN.....	(duhn-ginn)
11 ADEINY HECHAVARRIA.....	(ah-DAY-nee etch-ah-vah-RIA)
17 ANGELO CASTELLANO.....	(kass-tay-AH-noh)
21 MIKE MAYERS.....	(Myers)
22 JERMAINE PALACIOS.....	(pah-LAH-see-ohs)
25 COLE RAGANS.....	(ray-gins)
31 JONATHAN BOWLAN.....	(boh-lin)
37 JACKSON KOWAR.....	(coh-wahr)
41 ANGEL ZERPA.....	(AHN-hel SAIR-pah)
50 MAX CASTILLO.....	(ca-STEE-yo)
55 JONAH DIPOTO.....	(dih-POH-to)
56 ANTHONY VENEZIANO.....	(va-nee-ee-ah-no)
58 BROOKS KRISKE.....	(KRIS-kee)
60 JOSÉ BRICEÑO.....	(bree-SEN-yo)

COACHES

23 MIKE JIRSICHELE.....	(jursh-LEE)
33 DAVID NOWORYTA.....	(Nova-REE-tah)
52 BIJAN RADEMACHER.....	(bee-ZHON RAH-de-moch-err)

UNIFORM RECORDS

STANDARD UNIFORMS

Blue Vortex Home: 6-11 Road: 0-0	Blue O-Bolt (26-18) Home: 4-1 Road: 22-17	Powder SC Home: 6-5 Road: 0-0	Powder O Home: 3-0 Road: 0-0
Home White Home: 5-10 Road: 0-0	Road Grey Home: 0-0 Road: 10-8	Blue O-Bolt (16-11) Home: 4-1 Road: 12-10	Powder Blue Home: 6-5 Road: 0-0

SPECIALTY/THEME NIGHTS (1-6)

Black O-Bolt Home: 0-3 Road: 0-0	Patriotic (0-2) Home: 0-1 Road: 0-1	Runzas Home: 0-1 Road: 0-0	Cattlemen Home: 0-1 Road: 0-0	Rockets Home: 0-0 Road: 0-0	Marvel Home: 0-0 Road: 0-0	Throwback Home: 0-0 Road: 0-0
Community Home: 0-3 Road: 0-0	Star Wars Home: 1-0 Road: 0-0	Patriotic Home: 0-2 Road: 0-0	Runzas Home: 0-1 Road: 0-0	Cattlemen Home: 0-1 Road: 0-0	Rockets Home: 0-0 Road: 0-0	Marvel Home: 0-0 Road: 0-0

RECENT TRANSACTIONS

2023 BREAKING ROSTER

Pitchers (15): RHP Max Castillo, LHP Austin Cox, RHP Jonathan Heasley, RHP Jackson Kowar, RHP Brooks Kriske, LHP Marcelo Martinez, RHP Mike Mayers, RHP Andrés Núñez, LHP Drew Parrish, LHP Evan Sisk, RHP Collin Snider, RHP Josh Staumont, LHP Josh Taylor, RHP Ryan Weiss, RHP Nick Wittgren

Catchers (3): Freddy Fermin, Logan Porter, Jakson Reetz

Infielders (6): CJ Alexander, Angelo Castellano, Maikel Garcia, Nick Loftin, Nick Pratto, Samad Taylor

Outfielders (3): Dairon Blanco, Tucker Bradley, Brewer Hicklen

61 DIFFERENT PLAYERS HAVE APPEARED IN A GAME FOR OMAHA IN 2023 (28 HITTERS, 33 PITCHERS)

66.	6/13	OF John Rave transferred to Omaha from NW Arkansas (AA)
67.		INF Greyson Jenista transferred to NW Arkansas (AA) from Omaha
68.		INF Paxton Wallace transferred to Quad Cities (A+) from Omaha
69.		OF Kyle Isbel sent on a rehab assignment to Omaha
70.		INF Matt Beaty assigned to Omaha
71.		INF Jermaine ios assigned to Omaha
72.	6/15	INF Johan Camargo released
73.	6/16	INF Adeiny Hechavarria assigned to Omaha
74.		INF Samad Taylor recalled by KANSAS CITY from Omaha
75.		OF Nate Eaton optioned to Omaha
76.		C José Briceño transferred to Omaha from NW Arkansas (AA)
77.		C Jakson Reetz released
78.	6/18	RHP Brooks Kriske selected by KANSAS CITY from Omaha
79.		INF Matt Beaty selected by KANSAS CITY from Omaha
80.	6/20	LHP Drew Parrish transferred NW Arkansas (AA) from Omaha
81.		RHP Jonathan Bowlan transferred to Omaha from NW Arkansas (AA)
83.	6/22	LHP Amir Garrett sent on a rehab assignment to Omaha
84.		RHP Mike Mayers sent outright to Omaha
85.	6/23	OF Nate Eaton recalled by KANSAS CITY from Omaha
86.		INF Paxton Wallace transferred to Omaha from Quad Cities (A+)
87.	6/24	LHP Ryan Yarbrough sent on a rehab assignment to Omaha
88.		RHP Jackson Kowar optioned to Omaha

89.		RHP James McArthur recalled by KANSAS CITY from Omaha
90.	6/26	OF Nate Eaton optioned to Omaha
91.	6/27	RHP Daniel Mengden released
92.		RHP Andrés Núñez traded to Boston Red Sox
93.		OF Kyle Isbel returned to KANSAS CITY from rehab assignment
94.	6/28	LHP Angel Zerpa 's rehab assignment transferred to Omaha
95.		RHP Brad Keller sent on a rehab assignment to Omaha
96.		LHP Marcelo Martinez released
97.	6/30	RHP Alec Marsh recalled by KANSAS CITY from Omaha
98.		RHP James McArthur optioned to Omaha
99.		INF Michael Massey sent on a rehab assignment to Omaha
100.		LHP Amir Garrett returned to KANSAS CITY from rehab assignment
101.	7/1	LHP Cole Ragans acquired in a trade with TEXAS and optioned to Omaha
102.		RHP Brooks Kriske optioned to Omaha
103.		RHP Collin Snider recalled by KANSAS CITY from Omaha
104.	7/4	INF Michael Massey returned to KANSAS CITY from rehab assignment
105.		RHP Jonathan Heasley recalled by KANSAS CITY from Omaha
106.		LHP Austin Cox optioned to Omaha
107.		INF Samad Taylor optioned to Omaha
108.	7/5	RHP Dylan Coleman recalled by KANSAS CITY from Omaha
109.	7/9	INF Samad Taylor recalled by KANSAS CITY from Omaha
110.		LHP Ryan Yarbrough returned to KANSAS CITY from rehab assignment



MANAGER: MIKE JIRSCHLE • #23

- Mike Jirschele returns for his 15th season as Omaha's manager, his 18th season managing in Minor League Baseball and 32nd season overall with the Royals organization, named to the position of Storm Chasers manager on January 13, 2023, after previously managing Triple-A Omaha from 1995-97 and 2003-13.
- Jirschele served on the Kansas City Royals coaching staff as the Third Base Coach from 2014-19 and won the World Series in 2015. Jirschele most recently served as the bench coach under manager Chris Witheridge during the 2022 season with the Double-A Northwest Arkansas Naturals. He spent the 2021 season as Witheridge's bench coach for the High-A Central champion Quad Cities River Bandits and served as Special Assistant to the General Manager in 2020.
- In his second stint as Omaha's manager, over 11 years from 2003 to 2013, he led the team to four division titles, three consecutive trips to the Pacific Coast League Championship Series (2011-2013), two PCL titles (2011, 2013) and the team's first of two Triple-A National Championships in 2013.
- He earned the 2011 Mike Coolbaugh Award for *outstanding baseball work ethic, knowledge of the game and skill in mentoring young players on the field* and he is a four-time recipient of the Dick Howser Award (1992, 1994, 2005, 2011), recognizing outstanding work in player development within the Royals organization.
- Prior to his time with Omaha and Kansas City, he served as the Royals Minor League Infield Coordinator for four years, from 1998-2002, and he held managerial positions with Wilmington (1994), Rockford (1993) and the Gulf Coast Royals (1992).
- He appeared 999 games in the Minor Leagues across 13 years, between 1977 and 1990, including 22 games with the Omaha Royals between 1988 and 1989.



PITCHING COACH: DANE JOHNSON • #59

- Dane Johnson enters his fourth year in the Royals organization and as the Storm Chasers pitching coach, after joining Kansas City ahead of the 2020 season. 2023 marks his 24th season coaching overall.
- He previously spent one season in the Miami Marlins organization (2019) as a Pitching Consultant and 19 seasons with the Toronto Blue Jays as a Minor League Pitching Coach from 2000-03, Pitching Coordinator from 2004-14 and Major League Bullpen Coach from 2015-18.
- Prior to entering coaching, spent 15 years as a player, including over 280 games in the Minor Leagues and parts of three seasons in the Majors with the Chicago White Sox (1994), Blue Jays (1996) and Oakland Athletics (1997), also playing two seasons (1990-1991) in the Chinese Professional Baseball League.
- Johnson and his wife, Gina, reside in Palm Harbor, Florida. They have two children: a daughter, Madison (31), and son, Cobi (27).



HITTING COACH: BIJAN RADEMACHER • #52

- Bijan Rademacher (*bi-ZHON RAH-de-moch-err*) joins the Royals as the Omaha Storm Chasers Hitting Coach this year after spending the last two years with the Arizona Diamondbacks as their Minor League Hitting Coordinator (2021) and ACL Hitting Coach (2022).
- Prior to coaching, he spent eight years playing professionally (2012-2019), spanning seven seasons in the Chicago Cubs organization (2012-18) and slashed .280/.361/.402 over 702 career MiLB games, reaching as high as Triple-A. He also played one season in independent baseball (2019) with the New Britain Bees in the Atlantic League, in addition to an off-season in the Mexican Pacific Winter League.
- Over 243 career Triple-A games with the Iowa Cubs, he played 11 games at Werner Park and was a .378 hitter (14-for-37) with one homer and 5 runs batted in while playing in Omaha.
- Rademacher lives in Tempe, Arizona with his wife Melissa.



BENCH COACH: DAVID NOWORYTA • #33 (3RD BASE COACH)

- David Noworyta (*Nova-REE-tah*) enters his second year in the Royals organization and first as Omaha's Bench Coach, after making his coaching debut in 2022 as the Assistant Hitting Coach for the River Bandits Kansas City's High-A affiliate.
- Prior to coaching, he spent four years playing professionally (2018-21), including three minor league seasons in the Detroit Tigers organization (2018-20), and one with the Independent Pioneer League's Billings Mustangs in 2021. Before signing with Detroit in 2018, Noworyta graduated from the University of Hawaii with a bachelor's degree in communications and journalism, and played in parts of three seasons for their baseball team.
- Noworyta attended Holy Cross Academy (N.J.), where he played baseball and basketball, and was selected by the Royals in the 37th round of the 2014 MLB Draft. He resides in Hainesport, N.J. in the offseason.



CERTIFIED ATHLETIC TRAINER: JAMES STONE

- James Stone is entering his fifth season as the Certified Athletic Trainer for the Storm Chasers after serving the previous seven seasons with the Wilmington Blue Rocks (Royals High-A), including the 2015 season, in which he was named Carolina League Athletic Trainer of the Year.
- He joined the Kansas City organization in 2010 as the athletic trainer for the Class-A Burlington Bees. He came to the Royals after spending one season with the Central Valley Coyotes (Fresno, California) in Arena Football 2.
- Stone worked three seasons in the Florida Marlins organization, with stops in Jupiter (2008), Greensboro (2007) and Jamestown (2006), winning New York-Penn League Trainer of the Year honors in 2006.
- He was the Strength and Conditioning Coach for the Baltimore Orioles Class-A affiliate, the Delmarva Shorebirds, in 2005.
- Stone graduated with a bachelor's of science in kinesiology from Cal State-Northridge. He resides in Simi Valley, California with his dog, Ozzie.



STRENGTH & CONDITIONING COACH: YANNICK PLANTE

- Yannick Plante is entering his third season as the Strength & Conditioning Coach for the Storm Chasers, after being slated to serve in that role with Northwest Arkansas in 2020.
- He began with the Kansas City Organization in 2019 as the athletic trainer for the Burlington Royals (Advanced Rookie, Appalachian League). He was then a staff member of the Surprise Saguaros of the Arizona Fall League in the fall of 2019.
- Plante has a master's degree in kinesiology from the University of Calgary and a bachelor's degree in human kinetics with specialization in biophysics from the University of Ottawa. He currently lives in Ottawa, Ontario.



TONY MEDINA
MINOR LEAGUE/LATIN AMERICA
MEDICAL COORDINATOR



BEN NICHOLAS
PLAYER DEVELOPMENT TRAINEE



JEREMY OWENS
PLAYER DEVELOPMENT TRAINEE

Angel Zerpa - Pitching - Stat Splits - 2023 - Regular Season (Triple-A)

Split	Team	W	L	ERA	G	GS	CG	SHO	SV	IP	H	R	ER	HR	HB	BB	IBB	SO	WHIP	AVG	AB	WP	BK	GIDP	TBF	NP-S
Home Games	OMA	0	1	6.23	2	2	0	0	0	8.2	10	6	6	2	0	5	0	12	1.73	.286	35	0	0	0	40	150 - 93
Day Games	OMA	0	0	4.15	1	1	0	0	0	4.1	4	2	2	1	0	3	0	5	1.62	.250	16	0	0	0	19	70 - 43
Night Games	OMA	0	1	8.31	1	1	0	0	0	4.1	6	4	4	1	0	2	0	7	1.85	.316	19	0	0	0	21	80 - 50
On Grass	OMA	0	1	6.23	2	2	0	0	0	8.2	10	6	6	2	0	5	0	12	1.73	.286	35	0	0	0	40	150 - 93
June	OMA	0	0	4.15	1	1	0	0	0	4.1	4	2	2	1	0	3	0	5	1.62	.250	16	0	0	0	19	70 - 43
July	OMA	0	1	8.31	1	1	0	0	0	4.1	6	4	4	1	0	2	0	7	1.85	.316	19	0	0	0	21	80 - 50
On Mondays	OMA	0	1	8.31	1	1	0	0	0	4.1	6	4	4	1	0	2	0	7	1.85	.316	19	0	0	0	21	80 - 50
On Wednesdays	OMA	0	0	4.15	1	1	0	0	0	4.1	4	2	2	1	0	3	0	5	1.62	.250	16	0	0	0	19	70 - 43
In games following a win	OMA	0	0	4.15	1	1	0	0	0	4.1	4	2	2	1	0	3	0	5	1.62	.250	16	0	0	0	19	70 - 43
In games following a loss	OMA	0	1	8.31	1	1	0	0	0	4.1	6	4	4	1	0	2	0	7	1.85	.316	19	0	0	0	21	80 - 50
Starter	OMA	0	1	6.23	2	2	0	0	0	8.2	10	6	6	2	0	5	0	12	1.73	.286	35	0	0	0	40	150 - 93

Angel Zerpa - Opposing Hitting - Stat Splits - 2023 - Regular Season (Triple-A)

Split	Team	AVG	G	AB	R	H	2B	3B	HR	RBI	BB	IBB	SO	SB	CS	OBP	SLG	OPS	HBP	SAC	SF	GIDP
vs Left	OMA	.300	2	10		3	2	1	0	2	3	0	5			.462	.700	1.162	0	0	0	0
vs Right	OMA	.280	2	25		7	1	0	2	4	2	0	7			.333	.560	.893	0	0	0	0
Team is behind	OMA	.240	2	25		6	3	1	0	2	3	0	10			.321	.440	.761	0	0	0	0
Score is tied	OMA	.400	2	10		4	0	0	2	4	2	0	2			.500	1.000	1.500	0	0	0	0
Batting First	OMA	.333	2	6		2	0	0	0	0	0	0	1			.333	.333	.666	0	0	0	0
Batting Second	OMA	.250	2	4		1	1	0	0	0	1	0	2			.400	.500	.900	0	0	0	0
Batting Third	OMA	.200	2	5		1	0	0	1	2	0	0	2			.200	.800	1.000	0	0	0	0
Batting Fourth	OMA	.500	2	4		2	0	1	0	0	0	0	1			.500	1.000	1.500	0	0	0	0
Batting Fifth	OMA	.250	2	4		1	1	0	0	0	0	0	2			.250	.500	.750	0	0	0	0
Batting Sixth	OMA	.333	2	3		1	1	0	0	2	1	0	0			.500	.667	1.167	0	0	0	0
Batting Seventh	OMA	.667	2	3		2	0	0	1	2	1	0	1			.750	1.667	2.417	0	0	0	0
Batting Eighth	OMA	.000	2	4		0	0	0	0	0	0	0	1			.000	.000	.000	0	0	0	0
Batting Ninth	OMA	.000	2	2		0	0	0	0	0	2	0	2			.500	.000	.500	0	0	0	0
Leading Off	OMA	.625	2	8		5	1	0	0	0	2	0	1			.700	.750	1.450	0	0	0	0
First Inning	OMA	.400	2	10	2	4	0	1	1	2	0	0	2	0	0	.400	.900	1.300	0	0	0	0
Second Inning	OMA	.250	2	8	2	2	0	0	1	2	1	0	3	0	0	.333	.625	.958	0	0	0	0
Third Inning	OMA	.000	2	6	0	0	0	0	0	0	1	0	4	0	0	.143	.000	.143	0	0	0	0
Fourth Inning	OMA	.375	2	8	2	3	2	0	0	2	2	0	3	0	1	.500	.625	1.125	0	0	0	0
Fifth Inning	OMA	.333	2	3	0	1	1	0	0	0	1	0	0	0	0	.500	.667	1.167	0	0	0	0
Bases Empty	OMA	.462	2	13		6	1	1	0	0	4	0	4			.588	.692	1.280	0	0	0	0
Runner at 1st	OMA	.214	2	14		3	1	0	2	4	0	0	5			.214	.714	.928	0	0	0	0
Runner at 2nd	OMA	.000	1	4		0	0	0	0	0	0	0	1			.000	.000	.000	0	0	0	0
Runner at 3rd	OMA	.000	2	2		0	0	0	0	0	1	0	1			.333	.000	.333	0	0	0	0
Runners at 1st & 3rd	OMA	.000	1	1		0	0	0	0	0	0	0	1			.000	.000	.000	0	0	0	0
Runners at 2nd & 3rd	OMA	1.000	1	1		1	1	0	0	2	0	0	0			1.000	2.000	3.000	0	0	0	0
Runners On	OMA	.182	2	22		4	2	0	2	6	1	0	8			.217	.545	.762	0	0	0	0
Scoring Position	OMA	.125	2	8		1	1	0	0	2	1	0	3			.222	.250	.472	0	0	0	0
No Outs	OMA	.412	2	17		7	3	0	0	2	2	0	4			.474	.588	1.062	0	0	0	0
One Out	OMA	.273	2	11		3	0	1	2	4	2	0	5			.385	1.000	1.385	0	0	0	0
Two Outs	OMA	.000	2	7		0	0	0	0	0	1	0	3			.125	.000	.125	0	0	0	0
Ahead in Count	OMA	.154	2	13		2	0	0	1	2	0	0	6			.154	.385	.539	0	0	0	0
Behind in Count	OMA	.375	2	8		3	2	0	0	2	5	0	2			.615	.625	1.240	0	0	0	0
0-0 Count	OMA	.429	2	7		3	0	1	1	2	0	0	0			.429	1.143	1.572	0	0	0	0
0-1 Count	OMA	.000	2	1		0	0	0	0	0	0	0	0			.000	.000	.000	0	0	0	0
0-2 Count	OMA	.000	2	5		0	0	0	0	0	0	0	2			.000	.000	.000	0	0	0	0
1-0 Count	OMA	.250	2	4		1	0	0	0	0	0	0	0			.250	.250	.500	0	0	0	0
1-1 Count	OMA	1.000	2	1		1	1	0	0	0	0	0	0			1.000	2.000	3.000	0	0	0	0
1-2 Count	OMA	.286	2	7		2	0	0	1	2	0	0	4			.286	.714	1.000	0	0	0	0
2-0 Count	OMA	.000	1	0		0	0	0	0	0	0	0	0			.000	.000	.000	0	0	0	0
2-1 Count	OMA	1.000	2	1		1	1	0	0	0	0	0	0			1.000	2.000	3.000	0	0	0	0
2-2 Count	OMA	.167	2	6		1	0	0	0	0	0	0	4			.167	.167	.334	0	0	0	0
3-0 Count	OMA	.000	1	0		0	0	0	0	0	1	0	0			1.000	.000	1.000	0	0	0	0
3-1 Count	OMA	1.000	2	1		1	1	0	0	2	1	0	0			1.000	2.000	3.000	0	0	0	0
3-2 Count	OMA	.000	2	2		0	0	0	0	0	3	0	2			.600	.000	.600	0	0	0	0
Pitcher	OMA	.286	2	35		10	3	1	2	6	5	0	12			.375	.600	.975	0	0	0	0



#41 ANGEL ZERPA

LEFT-HANDED PITCHER (AHN-hel SAIR-pah)

BORN: September 27, 1999 in Valle De La Pascua, Venezuela (Age 23)

HOMETOWN: Valle De La Pascua, Venezuela

HEIGHT/WEIGHT: 6'0" / 240 LBS

SIGNED: July 26, 2016 – Signed as an International Free Agent

40-MAN ROSTER: Added by Kansas City on November 20, 2020

MLB DEBUT: Sept. 30, 2021 – 5.0 IP, 5 H, 0 ER, VS. CLEVELAND

MLB SERVICE TIME: 82 Days

SEASON WITH STORM CHASERS: 3rd Season

SCOUTING REPORT (4SFB, SNK, SL, CH)

MLB Pipeline's No. 7 Royals prospect ... Baseball America's No. 13 Royals prospect

4-SEAM FASTBALL: Averages 93.5 mph... Last appearance: Threw it 26% of the time (21/80 pitches)

SINKER: Averages 93.9 mph... Last appearance: Threw it 31% of the time (25/80 pitches)

SLIDER: Averages 83.7 mph... Last appearance: Threw it 26% of the time (21/80 pitches)

CHANGEUP: Averages 86.3 mph... Last appearance: Threw it 16% of the time (13/80 pitches)

LAST OUTING: MONDAY, JULY 3 vs. Iowa

In his 5th rehab outing and his 2nd with Omaha, pitched into the fifth inning for the second straight start and set a season-high with 7 strikeouts, but took his first loss of the season ... threw a scoreless 1st inning, allowed a two-run homer in the 2nd and threw a scoreless 3rd ... allowed 3 straight hits to open the 4th inning, including a two-run double ... allowed a leadoff double in the 5th and got an out, was removed from the game and the runner he left on was stranded on.

2023 SEASON

- Placed on Kansas City's 60-Day Injured List on March 15 with left shoulder tendinopathy.
- Sent on a rehab assignment to NW Arkansas (AA) on June 15, made 3 starts with the Naturals, rehab transferred to Omaha on June 28.
- Did not allow a run across his first two outings with NWA and retired 13 of his first 17 batters with just two strikeouts, but a pickoff too.
- In his 3rd rehab outing with NWA, allowed a 2-out solo homer in the 1st inning, then retired 9 of his last 11.
- In his first week of rehab assignment with Omaha last week, started the first and last games of a series with the Iowa Cubs, throwing 4.1 innings both times ... on 6/28 vs. IOW, allowed a two-run homer in the first and pitched scoreless the rest of his outing

CAREER NOTES

- Split time in the Minor Leagues between NW Arkansas (AA) and Omaha (AAA) but also pitched in three games (two starts) with Kansas City over four separate stints with the Royals: June 10-11, July 11-12, July 14-15 and July 26-27.
- Earned his first major league win with 2.0 scoreless innings of relief in Game 2 of the Royals' doubleheader on July 11 vs. Detroit then three days later on July 14 in Toronto, won a 5.0-inning start in Toronto ... at 22 years, 290 days old on July 14, he became the youngest Royal to win a start since Danny Duffy (22.259) on Sept. 6, 2011 at Oakland.
- Dating back to 2021, began his big league career with 11.0 innings without allowing an earned run, allowed a solo home run to Toronto's Matt Chapman in the 5th inning on July 14 to end that streak.
- Began the season in Double-A and made 13 starts with the Naturals and went 2-5 with a 4.36 ERA (31 ER in 64.0 IP) and 69 strikeouts (9.7 K/9) ... held his opponent to three earned runs or fewer in 11 of his 13 starts with NWA, including four scoreless starts (4/16, 4/22, 6/18 and 6/30) ... kept Amarillo scoreless over career-high 7.0 innings on June 30, coming one away from his career high in strikeouts with nine.
- Was placed on the 15-Day Injured List July 27 with a strained left knee and transferred to the 60-Day IL on August 3 ... made 5 starts with the Storm Chasers in September while on rehab assignment, pitching 6.2 hitless and scoreless innings ... retired 19 of the 23 batters he faced, only surrendering 4 walks, but without a strikeout.
- Began the season in Quad Cities (A+) and after stops with NW Arkansas (AA) and Omaha (AAA), made his Major League debut on September 30 vs. Cleveland.
- Made eight starts in High-A, including Opening Day for the River Bandits, and went 4-0 with a 2.59 ERA (12 ER in 41.2 IP) and 53 strikeouts to just eight walks (6.63 K/BB).
- Assigned to NW Arkansas from Quad Cities on June 21 and made 13 starts in Double-A for the Naturals, but went 0-3 with a 5.96 ERA (30 ER in 45.1 IP) and 54 strikeouts to 19 walks (2.84 K/BB).
- Assigned to Triple-A Omaha on September 26 and made one start before getting called up to Kansas City four days later.
- 108 strikeouts between the three MLB levels ranked 8th among Royals minor pitchers, as did his 88.1 innings pitched ... an overall 3.86 K/BB and 11.00 K/9 ranked as the 5th and 7th-best in the Royals organization among pitchers with at least 70.0 IP.
- Was out of action for 27 days with NWA ... left his start on July 27 in the 3rd inning, then was on the Injured List from August 10 to 17.
- Called up for an MLB start on September 30 at Kauffman Stadium ... threw 5.0 innings against Cleveland, allowed two runs with four strikeouts.
- Despite having not pitched at a full-season level, was added to the Royals' 40-man roster on November 20, 2020.
- Began the year with the Idaho Falls Chukars (R), but was assigned to the Burlington Royals (R) on June 18 and spent the rest of the season with the B-Royals the Appalachian League ... tied for 2nd in the Appalachian League with six wins.
- Named Appalachian League Pitcher of the Week on August 11, after holding Danville (ATL) to one hit over 5.0 scoreless innings, with nine strikeouts and just one on August 9.
- Did not allow a run over his final four regular season starts with Burlington, pitching 15.0 innings and striking out 22, while allowing just six hits and two walks.
- Scoreless streak extended into the postseason, totaling at 22.0 scoreless frames ... made two starts for Burlington in the postseason, first earning the win in Game 1 of the semifinals vs. Pulaski (NYY) on August 30, throwing 5.0 scoreless innings on two hits and one walk, while striking out seven in a 6-0 victory over the Yankees affiliate.
- Spent the entire season with the Surprise Royals (R) ... charged with six losses, which ranked 2nd-most in the Arizona League.
- Surrendered five earned runs (4.2 IP) in his July 3 start vs. AZL Cubs 1 and a season-high six earned runs (4.0 IP) on Aug. 3 vs. the Rangers ... across his other nine appearances, held opponents to a 2.25 ERA (10 ER in 40.0 IP) and allowed one earned run or fewer in his other five starts.
- Spent the entire season with the DLS Royals (R) and was named a Dominican Summer League All-Star by Baseball America ... five of his 12 starts in his first professional season were scoreless, including a 4-2 win on July 20 at DSL Astros Blue, in which he allowed just five hits and no walks, with a career-high 10 strikeouts.

CAREER PITCHING

SEASON TEAM	W	L	ERA	G	GS	CG	SHO	SV	SVO	IP	H	R	ER	HR	HB	BB	IBB	SO	WHIP	AVG	AB	WP	BK	GIDP	TBF	NP-S	
2017 DSL Royals (R)	3	4	1.84	14	12	0	0	0	0	63.2	47	15	13	0	6	11	0	39	0.91	.208	226	2	0	6	247	367-309	
2018 Surprise (R)	3	6	3.88	11	7	0	0	0	1	48.2	52	30	21	5	1	12	0	34	1.32	.277	188	2	1	4	203	330-267	
2019 Idaho Falls (R)	0	0	4.15	1	1	0	0	0	0	4.1	5	2	2	0	0	1	0	4	1.38	.278	18	1	0	0	20	78-56	
Burlington (R)	6	3	3.33	12	11	0	0	0	0	51.1	41	19	19	6	2	13	0	51	1.05	.218	188	1	0	5	203	806-548	
2020	Did not pitch (no Minor League season)																										
2021 Quad Cities (A+)	4	0	2.59	8	8	0	0	0	0	41.2	32	12	12	2	2	8	0	53	0.96	.205	156	0	0	0	167	637-444	
NW Arkansas (AA)	0	3	5.96	13	13	0	0	0	0	45.1	51	30	30	7	1	19	0	54	1.54	.287	178	8	1	3	200	803-506	
Omaha (AAA)	0	1	20.25	1	1	0	0	0	0	1.1	2	3	3	1	0	1	0	1	2.25	.333	6	0	0	0	7	34-20	
KANSAS CITY	0	1	0.00	1	1	0	0	0	0	5.0	3	2	0	0	0	1	0	4	0.80	.176	17	0	0	0	20	68-44	
2022 NW Arkansas (AA)	2	5	4.36	13	13	0	0	0	0	64.0	70	34	31	7	3	21	0	69	1.42	.276	254	4	4	4	278	1060-660	
Omaha (AAA)	0	0	1.17	6	6	0	0	0	0	7.2	2	1	1	0	0	4	0	0	0.78	.083	24	0	0	0	28	114-66	
KANSAS CITY	2	1	1.64	3	2	0	0	0	0	11.0	9	3	2	2	0	3	0	3	1.09	.220	41	1	0	1	44	159-99	
2023 NW Arkansas (AA)	0	0	1.13	3	3	0	0	0	0	8.0	5	1	1	1	0	3	0	7	1.00	.179	28	0	0	0	31	126-77	
Omaha (AAA)	0	1	6.23	2	2	0	0	0	0	8.2	10	6	6	2	0	5	0	12	1.73	.286	35	0	0	0	40	150-93	
MAJOR LEAGUE TOTALS (2 Seasons)	2	2	1.13	4	3	0	0	0	0	16.0	12	5	2	2	0	4	0	7	1.00	.207	58	1	0	1	64	227-143	
Minor League Totals (7 Seasons)	18	23	3.63	84	77	0	0	0	1	344.2	317	153	139	31	15	98	0	324	1.20	.244	1301	18	6	22	1424	4505-3046	

SEASON / CAREER HIGHS

SEASON	CAREER
Last: 7/3/2023 vs. Iowa 4.1 (2x)	INNINGS PITCHED 7.0 6/30/2022 @ Amarillo
7/3/2023 vs. Iowa 6	HITS ALLOWED 11 (2x) Last: 7/26/19 @ Princeton
7/3/2023 vs. Iowa 4	RUNS ALLOWED 9 7/26/2019 @ Princeton
7/3/2023 vs. Iowa 4	EARNED RUNS ALLOWED 9 7/26/2019 @ Princeton
Last: 7/3/2023 vs. Iowa 1 (3x)	HOME RUNS ALLOWED 3 7/26/2019 @ Princeton
6/28/2023 vs. Iowa 3	WALKS ALLOWED 4 (2x) Last: 8/18/2018 @ AZL Mariners
7/3/2023 vs. Iowa 7	STRIKEOUTS 10 (2x) Last: 6/2/2022 vs. Corpus Christi
7/3/2023 vs. Iowa 21	BATTERS FACED 27 (2x) Last: 6/24/2022 vs. Springfield
7/3/2023 vs. Iowa 80	PITCHES THROWN 96 (2x) Last: 7/6/2022 vs. Tulsa
6/15/2023 to 6/23/2023 4.2	SCORELESS STREAK 17.0 IP 8/2/2019 to 8/26/2019

2023 RUN SUPPORT (OMAHA STARTS ONLY)

RUNS SCORED	0	1	2	3	4	5	6	7	8	9	10+
GAMES											
PLAYER W-L											
Team W-L											

2023 GAME-BY-GAME

NW ARKANSAS NATURALS, AA

DATE	OPPONENT	RES	LEFT GAME	DEC	IP	H	R	ER	HR	HB	BB	SO	BF	NP-S
6/15	vs. Frisco	L, 10-2	End 1, tied 0-0	-	1.0	1	0	0	0	0	1	1	5	26-14
6/18	vs. Frisco	L, 5-4	End 3rd, winning 1-0	-	3.0	0	0	0	0	0	2	1	10	43-23
6/23	@ Tulsa	W, 5-4	Middle 5th, winning 3-0	-	4.0	4	1	1	1	0	0	5	16	57-40

OMAHA STORM CHASERS, AAA

DATE	OPPONENT	RES	LEFT GAME	DEC	IP	H	R	ER	HR	HB	BB	SO	BF	NP-S
6/28	vs. Iowa	L, 9-2	Top 5th, tied 2-2	-	4.1	4	2	2	1	0	3	5	19	70-43
7/3	vs. Iowa	L, 7-6	Top 5th, losing 4-2	L	4.1	6	4	4	1	0	2	7	21	80-50

(Q) Indicates Quality Start

2023 BATTED BALL STATISTICS (AA)

BABIP	GB/FB	LD%	GB%	FB%	IFFB%	HR/FB	Pull%	Cent%	Oppo%	SwStr%
.293	1.06	15.9%	43.2%	40.9%	22.2%	16.7%	38.6%	20.5%	40.9%	12.7%

vs. GWINNETT IN 2023

W	L	ERA	G	GS	CG	SHO	GF	HLD	SV	SVO	IP	H	R	ER	HR	HB	BB	IBB	SO	WHIP	AVG
---	---	-----	---	----	----	-----	----	-----	----	-----	----	---	---	----	----	----	----	-----	----	------	-----

vs. GWINNETT HITTERS IN 2023

PLAYER	AVG	AB	H	2B	3B	HR	RBI	BB	SO	PLAYER	AVG	AB	H	2B	3B	HR	RBI	BB	SO
--------	-----	----	---	----	----	----	-----	----	----	--------	-----	----	---	----	----	----	-----	----	----

Brad Keller - Pitching - Stat Splits - 2023 - Regular Season (MLB)

Split	Team	W	L	ERA	G	GS	CG	SHO	SV	IP	H	R	ER	HR	HB	BB	IBB	SO	WHIP	AVG	AB	WP	BK	GIDP	TBF	NP-S
Home Games	KC	1	3	6.00	4	4	0	0	0	18.0	22	13	12	2	1	17	0	13	2.17	.324	68	2	0	6	86	352 - 202
Away Games	KC	2	1	3.20	5	5	0	0	0	25.1	19	10	9	1	2	23	0	18	1.66	.213	89	5	0	4	115	480 - 258
Day Games	KC	1	1	2.30	3	3	0	0	0	15.2	14	4	4	0	1	12	0	13	1.66	.250	56	2	0	4	69	274 - 157
Night Games	KC	2	3	5.53	6	6	0	0	0	27.2	27	19	17	3	2	28	0	18	1.99	.267	101	5	0	6	132	558 - 303
On Grass	KC	2	4	4.41	7	7	0	0	0	32.2	34	18	16	2	2	33	0	22	2.05	.283	120	6	0	9	155	632 - 348
On Turf	KC	1	0	4.22	2	2	0	0	0	10.2	7	5	5	1	1	7	0	9	1.31	.189	37	1	0	1	46	200 - 112
April	KC	2	2	3.56	6	6	0	0	0	30.1	24	12	12	1	2	24	0	24	1.58	.226	106	4	0	7	133	555 - 315
May	KC	1	2	6.23	3	3	0	0	0	13.0	17	11	9	2	1	16	0	7	2.54	.333	51	3	0	3	68	277 - 145
Pre All-Star	KC	3	4	4.36	9	9	0	0	0	43.1	41	23	21	3	3	40	0	31	1.87	.261	157	7	0	10	201	832 - 460
On Mondays	KC	0	1	7.04	2	2	0	0	0	7.2	7	7	6	0	1	14	0	4	2.74	.250	28	3	0	1	44	189 - 90
On Tuesdays	KC	0	1	6.75	1	1	0	0	0	4.0	3	3	3	0	0	5	0	2	2.00	.231	13	1	0	2	18	81 - 46
On Wednesdays	KC	2	0	1.54	2	2	0	0	0	11.2	6	2	2	1	1	5	0	11	0.94	.154	39	0	0	2	45	193 - 110
On Fridays	KC	1	1	6.30	2	2	0	0	0	10.0	14	8	7	2	0	7	0	4	2.10	.359	39	1	0	3	46	189 - 115
On Saturdays	KC	0	0	1.69	1	1	0	0	0	5.1	6	1	1	0	0	5	0	4	2.06	.300	20	2	0	1	25	92 - 49
On Sundays	KC	0	1	3.86	1	1	0	0	0	4.2	5	2	2	0	1	4	0	6	1.93	.278	18	0	0	1	23	88 - 50
In games following a loss	KC	3	4	4.36	9	9	0	0	0	43.1	41	23	21	3	3	40	0	31	1.87	.261	157	7	0	10	201	832 - 460
Starter	KC	3	4	4.36	9	9	0	0	0	43.1	41	23	21	3	3	40	0	31	1.87	.261	157	7	0	10	201	832 - 460

Brad Keller - Opposing Hitting - Stat Splits - 2023 - Regular Season (MLB)

Split	Team	AVG	G	AB	R	H	2B	3B	HR	RBI	BB	IBB	SO	SB	CS	OBP	SLG	OPS	HBP	SAC	SF	GIDP
vs Left	KC	.265	9	83		22	7	0	1	8	21	0	16			.415	.386	.801	1	0	1	6
vs Right	KC	.257	9	74		19	1	0	2	11	19	0	15			.421	.351	.772	2	0	0	4
Team is ahead	KC	.222	5	54		12	2	0	0	4	8	0	13			.328	.259	.587	1	0	1	5
Team is behind	KC	.256	7	43		11	4	0	2	9	16	0	6			.475	.488	.963	2	0	0	1
Score is tied	KC	.300	9	60		18	2	0	1	6	16	0	12			.447	.383	.830	0	0	0	4
Batting First	KC	.286	9	21		6	0	0	0	2	5	0	1			.423	.286	.709	0	0	0	1
Batting Second	KC	.211	9	19		4	1	0	0	1	6	0	6			.423	.263	.686	1	0	0	2
Batting Third	KC	.250	9	20		5	2	0	2	5	4	0	2			.400	.650	1.050	1	0	0	3
Batting Fourth	KC	.105	9	19		2	0	0	1	1	4	0	5			.261	.263	.524	0	0	0	0
Batting Fifth	KC	.400	9	15		6	1	0	0	0	8	0	2			.609	.467	1.076	0	0	0	0
Batting Sixth	KC	.353	9	17		6	0	0	0	1	4	0	2			.476	.353	.829	0	0	0	1
Batting Seventh	KC	.368	9	19		7	4	0	0	4	2	0	4			.429	.579	1.008	0	0	0	2
Batting Eighth	KC	.231	9	13		3	0	0	0	5	4	0	4			.389	.231	.620	0	0	1	1
Batting Ninth	KC	.143	9	14		2	0	0	0	0	3	0	5			.333	.143	.476	1	0	0	0
Leading Off	KC	.242	9	33		8	0	0	0	0	13	0	7			.457	.242	.699	0	0	0	0
First Inning	KC	.214	9	28	3	6	1	0	1	1	9	0	6	1	0	.405	.357	.762	0	0	0	4
Second Inning	KC	.410	9	39	7	16	3	0	0	7	7	0	4	0	0	.510	.487	.997	2	0	1	2
Third Inning	KC	.250	9	32	6	8	0	0	2	6	9	0	6	0	0	.429	.438	.867	1	0	0	2
Fourth Inning	KC	.219	9	32	5	7	3	0	0	4	9	0	7	1	0	.390	.313	.703	0	0	0	1
Fifth Inning	KC	.222	6	18	2	4	1	0	0	1	4	0	5	0	0	.364	.278	.642	0	0	0	1
Sixth Inning	KC	.000	3	6	0	0	0	0	0	0	1	0	1	0	0	.143	.000	.143	0	0	0	0
Seventh Inning	KC	.000	1	2	0	0	0	0	0	0	1	0	2	0	0	.333	.000	.333	0	0	0	0
Bases Empty	KC	.268	9	71		19	5	0	2	2	25	0	16			.464	.423	.887	1	0	0	0
Runner at 1st	KC	.289	9	38		11	2	0	0	1	7	0	6			.400	.342	.742	0	0	0	6
Runner at 2nd	KC	.333	7	9		3	1	0	1	4	3	0	1			.500	.778	1.278	0	0	0	0
Runner at 3rd	KC	.250	5	4		1	0	0	0	1	1	0	2			.400	.250	.650	0	0	0	0
Runners at 1st & 2nd	KC	.105	8	19		2	0	0	0	2	2	0	5			.190	.105	.295	0	0	0	4
Runners at 1st & 3rd	KC	.571	5	7		4	0	0	0	6	1	0	0			.667	.571	1.238	1	0	0	0
Runners at 2nd & 3rd	KC	.143	6	7		1	0	0	0	2	1	0	1			.222	.143	.365	0	0	1	0
Bases Loaded	KC	.000	3	2		0	0	0	0	1	0	0	0			.333	.000	.333	1	0	0	0
Runners On	KC	.256	9	86		22	3	0	1	17	15	0	15			.375	.326	.701	2	0	1	10
Scoring Position	KC	.229	9	48		11	1	0	1	16	8	0	9			.356	.313	.669	2	0	1	4
No Outs	KC	.297	9	64		19	1	0	2	4	16	0	13			.438	.406	.844	0	0	0	6
One Out	KC	.205	9	44		9	2	0	0	9	9	0	8			.345	.250	.595	1	0	1	4
Two Outs	KC	.265	9	49		13	5	0	1	6	15	0	10			.455	.429	.884	2	0	0	0
Ahead in Count	KC	.262	9	42		11	0	0	0	4	0	0	7			.256	.262	.518	0	0	1	6
Behind in Count	KC	.269	9	52		14	3	0	2	7	40	0	14			.587	.442	1.029	0	0	0	2
0-0 Count	KC	.350	9	20		7	1	0	0	3	0	0	0			.381	.400	.781	1	0	0	0
0-1 Count	KC	.429	9	14		6	0	0	0	2	0	0	0			.400	.429	.829	0	0	1	2
0-2 Count	KC	.231	8	13		3	0	0	0	1	0	0	3			.231	.231	.462	0	0	0	2
1-0 Count	KC	.667	9	9		6	1	0	1	4	0	0	0			.667	1.111	1.778	0	0	0	1
1-1 Count	KC	.211	9	19		4	3	0	0	1	0	0	0			.286	.368	.654	2	0	0	1
1-2 Count	KC	.133	9	15		2	0	0	0	1	0	0	4			.133	.133	.266	0	0	0	2
2-0 Count	KC	.000	9	2		0	0	0	0	0	0	0	0			.000	.000	.000	0	0	0	0
2-1 Count	KC	.400	9	10		4	1	0	0	1	0	0	0			.400	.500	.900	0	0	0	0
2-2 Count	KC	.208	9	24		5	1	0	1	4	0	0	10			.208	.375	.583	0	0	0	1
3-0 Count	KC	.000	8	0		0	0	0	0	0	9	0	0			1.000	.000	1.000	0	0	0	0
3-1 Count	KC	.500	9	2		1	0	0	0	0	19	0	0			.952	.500	1.452	0	0	0	1
3-2 Count	KC	.103	9	29		3	1	0	1	2	12	0	14			.366	.241	.607	0	0	0	0
Pitcher	KC	.261	9	157		41	8	0	3	19	40	0	31			.418	.369	.787	3	0	1	10



#51 BRAD KELLER

RIGHT-HANDED PITCHER

BORN: July 27, 1995 in Snellville, Georgia (Age 27)

HOMETOWN: Flowery Branch, Georgia

HEIGHT/WEIGHT: 6'5" / 250 LBS

TRADED: December 14, 2018 from Cincinnati for cash considerations

DRAFTED: 2013 MLB Draft – 8th Round by Arizona

HIGH SCHOOL: Flowery Branch High School (Flowery Branch, Georgia)

SEASON WITH STORM CHASERS: 1st Season

SCOUTING REPORT (4SFB, SL, CB, CH, SNK, SW)

4-SEAM FASTBALL: Averages 93.2 mph, 30.3% usage this year with Kansas City

SLIDER: Averages 84.2 mph, 24.7% usage this year with Kansas City

CURVEBALL: Averages 84.9 mph, 19.1% usage this year with Kansas City

CHANGEUP: Averages 90.8 mph, 12.6 % usage this year with Kansas City

SINKER: Averages 92.5 mph, 10.7 % usage this year with Kansas City

LAST OUTING: WEDNESDAY, JULY 5 @ GWINNETT

In his third outing of this rehab assignment (second start), pitched 2.0 innings once again and struck out his first three batters while walking just two ... worked around a walk in a scoreless first inning, allowed a pair of doubles that scored a run in the second ... faced a rehab-assignment-high 11 batters on 49 pitches.

2023 SEASON

- Made the Royals' Opening Day roster and made 9 starts with Kansas City, going 3-4 with a 4.36 ERA (21 ER in 43.1 IP), but with 40 walks to 31 strikeouts (8.31 BB/9 & 0.78 K/BB).
- Did not earn a decision in his 2 starts on April 24 and 29, snapping his streak of starts with a decision at 19 dating back to last May 21, a stretch in which he went 7-12 with a 5.42 ERA (60 ER in 99.2 IP) and 7 quality starts ... had the longest run of starts with a decision by a Royal since Tim Lincecum earned a decision in 21 consecutive starts from Sept. 2, 1996-June 20, 1997.
- Over his first 6 starts of the season, relied on his new curveball 23.6% of the time and the pitch yielded a 30.1% whiff rate, which according to Baseball Savant was the 9th-best mark in the American League off the pitch (min. 25 PA) ... only used it 10.1% of the time over 3 May starts before landing on the injured list.
- On May 19, placed on the 15-day injured list retroactive to May 16 with right shoulder impingement syndrome.
- Sent on a rehab assignment to Omaha on June 28 vs. Iowa ... pitched out of the bullpen on 6/28 vs. Iowa and got the first batter to ground out, but walked 4 straight ... just 3 of his final 19 pitches were strikes, after recording the leadoff groundout.
- In his second rehab game, threw 2.0 scoreless innings in the first game of a doubleheader on July 2 vs. Iowa.

CAREER NOTES

CAREER HIGHLIGHTS

- Is a six-year big league veteran, all with Kansas City, after being acquired via trade from Cincinnati in December 2017, after the Reds selected him from Arizona in the Rule 5 Draft.
- Since 2018, Keller leads the Royals in wins (38), starts (114), innings (677.0) and strikeouts (506).
- Among pitchers who have made their Major League debut since 2018, Keller's 114 starts rank 2nd, trailing only Shane Bieber (129), while 677.0 innings rank 8th in the American League since the start of 2018 ... Since his debut, he leads the American League and ranks 3rd in the Majors with 86 groundball double plays ... among pitchers who've recorded at least 600.0 innings since 2018, Keller ranks 4th in groundball rate (52.4%) and has the 4th-lowest HR/9 (0.84).
- Began the season with a 1.74 ERA (6 ER in 31.0 IP) across his first 5 starts and was named Royals Pitcher of the Month for April ... over his next 17 starts, pitched to a 6.01 ERA (61 ER in 91.1 IP) and was moved to the bullpen in mid-August.
- After being charged with 5 runs in his first relief appearance on August 18 at Tampa Bay, recorded a 3.78 ERA (7 ER in 16.2 IP) over his last 12 outings out of the pen.
- Charged with a career-high-tying 14 losses, despite ranking 2nd on the team with 11 quality starts ... earned a decision in 15 consecutive starts from May 21 to August 13, 2022, the longest run of starts with a decision by a Royal since José Lima's 15-start stretch in 2005 ... that extended in 2023, with 19 starts, a stretch where he went 7-12
- The Royals gave Keller 35 runs of support in his 22 starts, including 2 runs or fewer in 17 of his 22 starts, 1 run or fewer 12 times and no runs seven times ... his 2.57 run support average was the lowest in the Majors (min. 20 starts) and was the lowest mark by any Royal since at least 1974.

- Made his second career Opening Day start in 2021, but retired just 4 of 14 batters to mark the shortest Opening Day start in franchise history ... the Royals went on to win the game over Texas, 14-10.
- He matched Mike Minor for the team lead with 8 wins in 2021, despite missing the last 35 games with a right lat strain.

- Was named the Bruce Rice Pitcher of the Year by the Kansas City Chapter of the BBWAA in 2020, and led the Royals with 5 wins in 9 starts, despite missing the club's first 13 games on the IL.
- Ranked 5th in the American League (min. 50.0 IP) with a 2.47 ERA (15 ER in 54.2 IP), and 5 of his 9 starts were scoreless, including the first 3 ... was the 6th American League pitcher since the mound was lowered in 1969 to win each of his first 3 starts and not allow a run.
- Held opponents to a .244 slugging percentage, which was the lowest in the Majors (min. 9 starts) since Nolan Ryan (.216) in 1981.
- Recorded his first and only career shutout on September 13, 2020 vs. Pittsburgh, allowing just 5 hits in the 11-0 win.

- Allowed just 15 HR in 165.1 innings for a 0.82 HR/9, which was the 3rd-lowest rate in the Majors ... also induced 22 groundball double plays, which tied for 6th most in the Majors.
- Made his 1st Opening Day start in 2019 and pitched 7.0 scoreless innings with 2 hits allowed in a 5-3 win vs. the White Sox ... at 23 years, 244 days, he was the youngest in the Majors to record 7.0 innings and 2 hits allowed or fewer on Opening Day since Bob Feller's no-hitter (21 years, 165 days) at the White Sox in the 1940 season opener.

MISCELLANEOUS

- Graduated from Flowery Branch HS (Ga.) in 2013, when he was named Georgia Region-8 SA All-Region First Team and Section Team Pitcher of the Year ... 24 minutes/13 mile drive from Coolray Field.

(Information courtesy of 2023 Kansas City Royals Media Guide and Royals PR Staff)

SEASON / CAREER HIGHS

SEASON	CAREER
4/12/2023 @ TEXAS 6.2	INNINGS PITCHED 9.0 9/13/2020 vs. PITTSBURGH
5/5/2023 vs. OAKLAND 11	HITS ALLOWED 13 8/2/2022 @ CHICAGO (AL)
5/5/2023 vs. OAKLAND 7	RUNS ALLOWED 8 (5x) Last: 8/13/2022 vs. LOS ANGELES (NL)
5/5/2023 vs. OAKLAND 6	EARNED RUNS ALLOWED 8 (5x) Last: 8/13/2022 vs. LOS ANGELES (NL)
5/5/2023 vs. OAKLAND 2	HOME RUNS ALLOWED 3 (4x) Last: 8/13/2022 vs. LOS ANGELES (NL)
5/15/2023 @ SAN DIEGO 8	WALKS ALLOWED 3 (4x) Last: 8/13/2022 vs. LOS ANGELES (NL)
4/12/2023 @ TEXAS 7	STRIKEOUTS 10 (2x) Last: 4/12/2019 vs. CLEVELAND
Last: 5/5/2023 vs. OAKLAND 25 (3x)	BATTERS FACED 30 (3x) Last: 7/18/2019 vs. CHICAGO (AL)
4/12/2023 @ TEXAS 105	PITCHES THROWN 113 4/12/2019 vs. CLEVELAND
4/12/2023 to 4/18/2023 8.0 IP	SCORELESS STREAK 18.0 IP 8/6/2020 to 8/24/2020

2023 RUN SUPPORT (OMAHA STARTS ONLY)

RUNS SCORED	0	1	2	3	4	5	6	7	8	9	10+
GAMES		1			1						
PLAYER W-L	0-0				0-0						
Team W-L	1-0				0-1						

2023 GAME-BY-GAME

KANSAS CITY

DATE	OPPONENT	RES	LEFT GAME	DEC	IP	H	R	ER	HR	HB	BB	SO	BF	NP-5
4/2	MINNESOTA	L, 7-4	TOP 5TH, LOSING 2-1	L	4.2	5	2	2	0	1	4	6	23	88-50
4/7	@ SAN FRANCISCO	W, 3-1	BOTTOM 6TH, WINNING 2-1	W	5.2	3	1	1	0	0	3	3	21	94-58
4/12	@ TEXAS (Q)	W, 10-1	BOTTOM 7TH, WINNING 10-1	W	6.2	3	1	1	1	1	7	25	105-61	
4/18	TEXAS	L, 12-2	MIDDLE 5TH, LOSING 3-2	L	4.0	3	3	3	0	0	5	2	18	81-46
4/24	@ ARIZONA	L, 5-4	MIDDLE 5TH, LOSING 4-3	-	4.0	4	4	4	0	0	6	2	21	95-51
4/29	@ MINNESOTA	W, 3-2	BOTTOM 6TH, LOSING 1-0	-	5.1	6	1	1	0	0	5	4	25	92-49
5/5	OAKLAND	L, 12-8	TOP 5TH, LOSING 6-2	L	4.1	11	7	6	2	0	4	1	25	95-57
5/10	CHICAGO (AL)	W, 9-1	END 5TH, WINNING 7-1	W	5.0	3	1	1	0	0	4	4	20	88-49
5/15	@ SAN DIEGO	L, 4-0	BOTTOM 4TH, LOSING 3-0	L	3.2	3	3	2	0	1	8	2	23	94-39

OMAHA STORM CHASERS, AAA

DATE	OPPONENT	RES	LEFT GAME	DEC	IP	H	R	ER	HR	HB	BB	SO	BF	NP-5
6/28	vs. Iowa *	L, 9-2	Top 6th, losing 3-2	L	0.1	0	2	2	0	0	4	0	5	20-4
7/2	vs. Iowa [G1]	W, 11-1	End 2nd, winning 1-0	-	2.0	1	0	0	0	0	3	0	8	32-16
7/5	@ Gwinnett	L, 8-7 (10)	Middle 3rd, winning 4-1	2.0	2	1	1	0	0	2	3	11	49-28	

(Q) Indicates Quality Start

* Indicates Relief Appearance

INDICATES GAME WITH KANSAS CITY

2023 BATTED BALL STATISTICS (MLB)

BABIP	GB/FB	LD%	GB%	FB%	IFFB%	HR/FB	Pull%	Cent%	Oppo%	SwStr%
.301	1.82	20.1%	51.6%	28.3%	7.3%	10.5%	40.8%	34.3%	24.9%	7.9%

vs. GWINNETT IN 2023

W	L	ERA	G	GS	CG	SHO	GF	HLD	SV	SVO	IP	H	R	ER	HR	HB	BB	IBB	SO	WHIP	AVG
0	0	4.50	1	1	0	0	0	0	0	0	2.0	2	1	1	0	0	2	0	3	2.00	.250

vs. GWINNETT HITTERS IN 2023

PLAYER	AVG	AB	H	2B	3B	HR	RBI	BB	SO	PLAYER	AVG	AB	H	2B	3B	HR	RBI	BB	SO
Aguilar, J	.000	1	0	0	0	0	0	0	0	Tromp, C	.000	1	0	0	0	0	0	0	0
Dunand, J	.000	1	0	0	0	0	0	0	1	Wall, F	.000	2	0	0	0	0	0	0	0
Grissom, V	.000	0	0	0	0	0	0	1	0	White, E	.000	1	0	0	0	0	0	0	1
Park, H	.000	0	0	0	0	0	0	0	0	Williams, L	1.000	1	1	1	0	0	1	0	0
Shewmake, B	1.000	1	1	1	0	0	0	0	0										

CAREER PITCHING

SEASON	TEAM	W	L	ERA	G	GS	CG	SHO	SV	SVO	IP	H	R	ER	HR	HB	BB	IBB	SO	WHIP	AVG	AB	WP	BK	GIDP	TBF	NP-5
2013	AZL Diamondbacks (R)	7	3	2.22	13	12	0	0	0	0	56.2	53	22	14	2	2	26	0	61	1.39	.250	212	5	0	6	244	459-346
	Missoula (R)	0	0	4.50	2	1	0	0	0	0	6.0	6	3	3	0	0	4	0	4	1.67	.261	23	0	0	0	28	49-32
2014	AZL Diamondbacks (R)	4	0	2.30	6	3	0	0	0	1	31.1	30	8	8	2	3	9	0	20	1.24	.265	113	4	0	7	127	206-161
	Missoula (R)	1	4	6.95	8	8	0	0	0	0	33.2	50	30	26	6	3	18	0	30	2.02	.347	144	13	1	3	166	311-216
	Missoula (R)(A-)	1	0	0.00	1	1	0	0	0	0	6.0	1	0	0	0	0	1	0	8	0.33	.053	19	1	0	0	20	40-35
2015	Kane County (A)	8	9	2.60	26	25	0	0	0	0	142.0	128	57	41	3	10	37	0	109	1.16	.243	527	7	0	22	586	1568-1080
2016	Visalia (A+)	9	7	4.47	24	24	0	0	0	0	135.0	147	73	67	13	2	26	0	99	1.28	.281	523	12	0	17	558	2025-1335
2017	Jackson (AA)	10	9	4.68	26	26	0	0	0	0	130.2	142	73	68	7	7	57	1	111	1.52	.279	509	10	1	15	580	2251-1409
2018	KANSAS CITY	9	6	3.08	41	20	1	0	0	2	140.1	133	50	48	7	2	50	1	96	1.30	.252	528	8	0	18	583	2234-1388
2019	KANSAS CITY	7	14	4.19	28	28	0	0	0	0	165.1	154	80	77	15	9	70	2	122	1.35	.247	624	9	1	22	709	2711-1682
2020	KANSAS CITY	5	3	2.47	9	9	1	1	0	0	54.2	39	16	15	2	2	17	0	35	1.02	.202	193	1	0	9	215	858-541
2021	KANSAS CITY	8	12	5.39	26	26	0	0	0	0	133.2	158	89	80	18	7	64	1	120	1.66	.297	532	5	0	14	613	2348-1435
2022	KANSAS CITY	6	14	5.09	35	22	0	0	1	1	139.2	153	86	79	17	2	57	1	102	1.50	.277	553	11	0	13	617	2275-1419
2023	Omaha (AAA)	0	1	6.23	3	2	0	0	0	0	4.1	3	3	3	0	0	9	0	3	2.77	.214	14	1	0	1	24	101-48
	KANSAS CITY	3	4	4.36	9	9	0	0	0	0	43.1	41	23	21	3	3	40	0	31	1.87	.261	157	7	0	10	201	832-460
MAJOR LEAGUE TOTALS (6 Seasons)		38	53	4.25	148	114	2	1	1	3	677.0	678	344	320	62	25	298	5	506	1.44	.262	2587	41	1	86	2938	11258-6925
Minor League Totals (6 Seasons)		40	33	3.79	109	102	0	0	0	1	545.2	560	269	230	33	27	187	1	445	1.37	.269	2084	53	2	71	2333	7010-4662



PLAYER

QUICK NOTES

CAREER HIGHS

32 CHRISTIAN CHAMBERLAIN

LHP • L/L • 5'10" • 175 lbs • 7/20/1999 (23)
2020 MLB Draft – Round 4 (Oregon State)
Born: Grand Junction, Colorado • Resides: Reno, Nevada

Ranked by *Baseball America* as the No. 24 Royals prospect

- 2023: Opened the year in NW Arkansas (AA) and made 20 appearances out of the bullpen for the Naturals and went 1-2 with a 1.99 ERA (7 ER in 31.2 IP), and struck out 49 (13.93 K/9) ... 14 of 20 Double-A appearances were scoreless ... promoted to Omaha on 6/20, made Triple-A debut 6/20 @ ROC (1.0 IP, 2 R, 2 K).
- 2022: After beginning the season with Quad Cities (A+), was assigned to NW Arkansas (AA) on May 31 and finished the season in Double-A ... pitched 33 games between the two levels, among Royals Minor League pitchers with at least 40.0 innings pitched, his 13.22 K/9 and 29.6% K% both ranked 3rd-best ... his 19.3% BB% was 2nd-worst.
- 2021: Assigned to Quad Cities (A+) on 5/23 to begin his career in professional baseball and pitched two games out of the bullpen for the River Bandits, going 1-0 with a 4.91 ERA (2 ER in 3.2 IP) with just one walk and six strikeouts, before being placed on the 7-Day Injured List on 6/14, where he remained for the rest of the season.

4SFB (95-96), SL, SNK, CB

CONSECUTIVE BATTERS RETIRED: 0

SCORELESS STREAK: 0.0 IP

48 AUSTIN COX

LHP • L/L • 6'4" • 235 lbs • 3/28/1997 (26)
2018 MLB Draft – Round 5 (Mercer)
Born: Macon, Georgia • Resides: Kansas City, Missouri

- 2023: On his 3rd stint with the Storm Chasers, has 2 with the Royals ... Opened the season with Omaha and pitched in 5 games (4) starts before his contract was selected by Kansas City on 5/3, threw 2.0 scoreless innings in MLB Debut vs. BAL 5/4, optioned 5/5 ... pitched in 4 more games for Omaha, recalled on 6/7 and optioned 7/4 ... began his MLB career by retiring 35 of the first 39 batters he faced across 6 relief appearances, allowing only 4 walks, his 39 batters without allowing a hit marked the longest such streak in the Expansion Era.
- 2022: Spent the entire season with Omaha and made 29 appearances (24 starts) for the Storm Chasers, going 7-7 with his 1st career save ... maintained a 4.21 ERA (69 ER in 147.1 IP) with a career-high 105 strikeouts ... 147.1 IP ranked 1st among all Royals farmhands, while 24 starts ranked 4th, 7 W ranked tied 4th and 105 K was 6th.
- 2021: Joined NW Arkansas (AA) at the end of May, made his 2021 debut 5/26 and remained with the Naturals through the end of the postseason, made 15 Double-A starts.

4SFB (90-92), CH, CB, CUT, SL

CONSECUTIVE BATTERS RETIRED: 0

SCORELESS STREAK: 0.1 IP (5/31)

55 JONAH DIPOTO

RHP • R/R • 6'1" • 225 lbs • 9/3/1996 (26)
2019 MLB Draft – Round 35 (UC San Diego)
Born: Queens, N.Y. • Resides: San Diego, Calif.

- 2023: For the 2nd straight year, made his spring debut with a scoreless Cactus League inning against his dad's Seattle Mariners, on 2/26 ... opened the regular season with NW Arkansas (AA), pitched 10.1 scoreless innings with 1 ER and 13 K across 7 relief outings ... assigned to Omaha (AAA) on 5/3, has not allowed an earned run in 12 of 17 outings with Omaha, a streak of 6 straight scoreless games was snapped 7/4 @ GWN.
- 2022: Pitched a scoreless Cactus League inning with a strikeout on 3/29 against his dad's Seattle Mariners ... spent the entire season with NW Arkansas (AA) and led the Naturals with 42 games pitched ... 11.87 K/9 ranked second among Royals minor leaguers (min. 60.0 IP), 212 opponents' batting average and 28.1% K% ranked 3rd.
- MISC: Full name is *Jonah Seaver Dipoto*, after Tom Seaver ... father Jerry Dipoto is currently the President of Baseball Operations for the Seattle Mariners, formerly their GM.

SNK (93-95), SL, CB

CONSECUTIVE BATTERS RETIRED: 1 (7/4)

SCORELESS STREAK: 0.1 IP (7/4)

37 JACKSON KOWAR

RHP • R/R • 6'5" • 215 lbs • 10/4/1996 (26)
2018 MLB Draft – Round 3 (UC San Diego)
Born: Weddington, N.C. • Resides: Charlotte, N.C.

- 2023: Has 3 stints with Omaha (3/31-5/16, 5/20-6/2 & 6/24-present) ... 7 of 18 appearances with the Chasers have been scoreless, has allowed 2+ runs in 9 of 18 ... earned his first professional save with 1.2 scoreless innings on 5/5 vs LOU ... in two stints with Kansas City, has a 6.17 ERA (8 ER in 11.2 IP) over 8 games with 14 strikeouts, with 3 scoreless outings
- 2022: Made his first Opening Day roster with Kansas City, but only pitched in 7 games over three stints with the Major League club, also making 20 starts with Omaha (AAA) across three stints ... allowed less than two earned runs in 8 of his 20 starts with Omaha, including three scoreless outings.
- 2021: Kansas City's Paul Splittorff Minor League Pitcher of the Year, given to the top pitcher in the organization, also Omaha's Pitcher of the Year, the Triple-A East Pitcher of the Year and a Triple-A East post-season All-Star ... made 17 appearances (16 starts) and went 9-4 with a 3.46 ERA (31 ER in 80.2 IP) and a Triple-A best 115 strikeouts (12.8 K/9).

4SFB (95-98), SL, CH

CONSECUTIVE BATTERS RETIRED: 0

SCORELESS STREAK: 0.0 IP

58 BROOKS KRISKE

RHP • R/R • 6'3" • 210 lbs • 2/3/1994 (29)
Signed 12/14/2022 as a Minor League Free Agent
Drafted by New York, AL – 2016, 6th Round (USC)
Born/Resides: Scottsdale, Arizona

- 2023: Opened the season with Omaha, contract selected by Kansas City on 6/18, optioned back to AAA on 7/1 ... 15 of 26 appearances with Omaha have been scoreless, including 7 perfect outings and 7 straight scoreless before getting called up ... 15.11 K/9 (47 K in 28.0 IP) ranks 2nd in the organization among Royals minor league pitchers with at least 20.0 IP ... debuted with KC on 6/18, allowed 3 ER in 6.2 IP (4.05 ERA) with two outings of 2.0 IP+ scoreless.
- 2022: Signed with the Yokohama DeNA BayStars of Nippon Professional Baseball (NPB) on December 8, 2021 and pitched in 32 games, going 1-3 with two saves, a 3.25 ERA (13 ER in 36.0 IP) and 56 strikeouts (10.3 K/9) between Japan's Central League (equivalent to Major League Baseball) and Eastern League (Japan's Minor Leagues).
- 2020-2021: Pitched 16 games in the Major Leagues between New York (AL) and Baltimore, with a 2-1 record and 14.40 ERA (24 ER in 15.0 IP) and 19 strikeouts ... pitched a scoreless ninth inning to finish the game his Major League debut on July 29 @ Baltimore.

4SFB (93-95), SPL, SL

CONSECUTIVE BATTERS RETIRED: 0

SCORELESS STREAK: 0.0 IP

21 MIKE MAYERS

RHP • R/R • 6'2" • 220 lbs • 12/6/1991 (31)
Signed 12/22/2022 as a Minor League Free Agent
Drafted by Philadelphia – 2013, 3rd Round (Ole Miss)
Born: Grove City, Ohio • Resides: Naples, Florida

- 2023: Opened the season as Omaha's Opening Day starter and made 8 starts for Omaha, going 2-1 with a 6.88 ERA (26 ER in 34.0 IP), pitching two quality starts ... contract was selected by Royals on May 17, pitched in 6 games (2) starts and went 1-2 with a 6.15 ERA (18 ER in 26.1 IP), threw 6.0 perfect innings in relief on May 28 @ STL ... DFA'd on 6/18, outrighted to Omaha 6/20 ... threw 2.0 scoreless innings of relief 6/23 @ ROC & 6/29 vs. IOW.
- 2022: Spent much of the season with the Los Angeles Angels, as he made 24 MLB appearances (3 starts) and went 1-1 with a 5.68 ERA ... Designated for Assignment on 5/26 and outrighted off the 40-man roster on 6/2 ... made eight starts for Salt Lake (AAA) before he returned to the Angels on 8/6, where he finished the season.
- 2021: For the second straight season, spent the entire year in the Major Leagues and pitched in a career-high 72 games for the Angels, tied for the 4th-most in the American League and 8th in MLB ... 88 of his career-high 90 strikeouts came in relief, and 7th among American League relievers.

4SFB (90-92), SL, CH, SNK, CB

CONSECUTIVE BATTERS RETIRED: 2 (7/5)

SCORELESS STREAK: 2.0 IP (7/5)

48 JAMES MCARTHUR

RHP • R/R • 6'7" • 230 lbs • 12/11/1996 (26)
Traded from Philadelphia – 5/8/2023
Drafted by Philadelphia – 2018, 12th Round (Ole Miss)
Born/Resides: New Braunfels, Texas

- 2023: Traded by PHI to KC on 5/8 for OF Junior Marin and cash ... made 5 appearances (4 starts) with Lehigh Valley (AAA) and went 0-2 with a 7.31 ERA (13 ER in 16.0 IP) with 15 strikeouts and 7 walks ... 9 of 13 OMA outings have been scoreless, including 2 short starts and his last 7 ... 8 of 13 have been 2.0 IP+ ... threw 2 scoreless innings in his Royals organization debut on 5/12 @ SWB, has struck out 5 in a game 3x (5/16 vs. TOL, 5/24 @ STP, 7/6 @ GWN).
- 2022: Limited to 13 starts for Reading (AA) and went 2-6 with a 5.05 ERA ... s placed on the IL on 6/22 with a right posterior elbow impingement, reinstated on 6/29, recalled by the Phillies and placed on the 60-day IL for the remainder of the season with a right elbow stress reaction.
- 2021: Selected to Philadelphia's 40-man roster in November, recored a 4.25 ERA (37 ER in 78.1 IP) with 83 K in 20 games (15 starts) between Jersey Shore (A+) and Reading (AA).

SNK (93-95), CB, CH, CUT

CONSECUTIVE BATTERS RETIRED: 5 (7/6)

SCORELESS STREAK: 15.2 IP (5/31 to 7/6)

40 WALTER PENNINGTON

LHP • L/L • 6'2" • 205 lbs • 4/14/1998 (25)
Signed 8/19/2020 as an Undrafted Free Agent (Coca-Cola School of Mines)
Born: Englewood, Colo. • Resides: Broomfield, Colo.

- 2023: Opened the season with NW Arkansas (AA) and pitched 9.2 scoreless innings with 11 strikeouts across 8 relief outings, allowed 4 H and 4 BB for a 0.83 WHIP and .129 BAA ... assigned to Omaha (AAA) on 5/3 and made his Triple-A debut 5/5 vs. LOU, struck out his first 2 batters in a 1-2-3 7th inning ... four straight scoreless between 5/13 and 5/24 ... 9 of 16 OMA appearances this year have been scoreless ... 3.0 IP, 1 R on 56 pitches on 6/6 @ IND.
- 2022: Opened the season with Quad Cities (A+) and pitched 5.2 scoreless innings with nine strikeouts, across three relief outings ... assigned to NW Arkansas (AA) on 4/21, where he ended the season ... earned decisions in 5 of first 6 outings with Naturals (3 W, 1 L, 1 SV) ... 13 of 33 NWA outings were scoreless, allowed 1 ER or less in 20 of 33 ... made first pro start 6/22 vs. SPR ... was on the Injured List from 8/18 to 9/1, threw scoreless 8th inning in first outing back 9/3.
- MISC: Graduated from the Colorado School of Mines with a mechanical engineering degree, threw 224.2 innings, but also hit .288 with a 1.142 OPS as an outfielder.

SNK (92-94), SL, CH, 4SFB

CONSECUTIVE BATTERS RETIRED: 1 (7/3)

SCORELESS STREAK: 0.0 IP

47 EVAN SISK

LHP • L/L • 6'2" • 195 lbs • 4/23/1997 (26)
Traded from Minnesota – 1/24/2023
Drafted by St. Louis – 2018, 16th Round (College of Charleston)
Born: Pineville, N.C. • Resides: Chester, S.C.

- 2023: Has not allowed an earned run in 23 of his team-best 33 appearances, tied 4th in the league in games pitched ... threw 2.0 perfect innings 5/6 vs. LOU, season-high 2.1 shutout innings 6/7 @ IND ... 5 of his last 7 outings have been scoreless.
- 2022: Split his first full season in the Twins organization between Wichita (AA) and St. Paul (AAA), earned Minnesota MiLB.com Organization All-Star honors as a relief pitcher ... posted a 1.57 ERA (11 ER in 63.0 IP) with 76 strikeouts against 29 walks (10.86 K/9 and 2.62 K/BB) across 50 games between the two levels, the best ERA in 2022 among all MiLB relievers that made 50+ appearances and threw a minimum of 60.0 IP.
- 2021: Began the season in the Cardinals organization, acquired by Minnesota via trade on July 30 ... split the year between Peoria (A+), Springfield (AA) and Wichita (AA), combining to pitch in 31 games with a 3-1 record and 3.91 ERA (23 ER in 53.0 IP), striking out 69 with 35 walks ... originally drafted by St. Louis in the 16th Round in 2018.

SNK (90-92), SL, 4SFB, CH

CONSECUTIVE BATTERS RETIRED: 2 (7/6)

SCORELESS STREAK: 0.2 IP (7/6)

56 ANTHONY VENEZIANO

LHP • L/L • 6'6" • 200 • 9/1/1997 (25)
2019 MLB Draft – Round 10 (Catawba College)
Born/Resides: Hackettstown, New Jersey

Ranked by *Baseball America* as the No. 9 Royals prospect

- 2023: Was the Opening Day starter for NW Arkansas (AA) and made 8 starts for the Naturals, going 5-1 with a 2.13 ERA (10 ER in 42. IP) with 5 BB and 48 K (9.6 K/BB, 10.2 K/9) ... 4 of his first 7 starts were scoreless, promoted to Omaha on 5/19 ... after 2.0 IP, in Triple-A debut on 5/24 @ STP, last 5 starts were all 5.0 innings or more, including quality start on 6.16 vs. COL ... made first relief appearances 7/5 @ GWN (1.2 IP, 2 ER).
- 2022: Spent the entire season with NW Arkansas (AA) and went 6-9 over 26 outings (25 starts) with a 5.72 ERA (78 ER in 122.2 IP) and 129 strikeouts, with a team best eight quality starts ... led the Naturals staff in games started (25) and innings pitched (122.2 IP) ... ranked 3rd among Royals farmhands in strikeouts, behind only Alec Marsh (156) and Adrian Alcantara (130), tied 3rd in the organization in games started and 4th in innings pitched.
- 2021: Named Quad Cities (A+) Pitcher of the Year ... across 22 starts, went 6-4 with a 3.75 ERA (39 ER in 93.2 IP), while striking out an organization-best 127 and walking just 37 ... named the High-A Central Pitcher of the Year and All-Star left-handed starting pitcher.

4SFB (91-94), CH, CL

CONSECUTIVE BATTERS RETIRED: 0

SCORELESS STREAK: 0.0 IP

IP 2.2 (2x) Last: 5/14/22 vs. Wisconsin

K 6 5/3/22 @ Cedar Rapids

BB 4 4/8/22 @ South Bend

H 4 (2x) Last: 7/16/22 @ Corpus Christi

ER 6 6/17/22 vs. Arkansas

NP 48 4/8/22 @ South Bend

IP 8.0 6/14/19 @ Columbia

K 10 7/23/19 vs. Potomac

BB 5 (2x) Last: 5/7/22 vs. Columbus

H 10 6/29/22 @ St. Paul

ER 5 (6x) Last: 8/2/22 vs. St. Paul

NP 119 6/14/19 @ Columbia

IP 3.0 (4x) Last: 5/16/21 vs. Cedar Rapids

K 6 5/16/21 vs. Cedar Rapids

BB 4 (2x) Last: 4/8/22 @ Springfield

H 5 8/24/22 vs. Springfield

ER 4 8/24/22 vs. Springfield

NP 50 8/24/22 vs. Springfield

IP 8.0 (2x) Last: 8/24/19 @ Frisco

K 10 (2x) Last: 7/3/21 @ St. Paul

BB 5 (3x) Last: 5/31/22 vs. Indianapolis

H 11 (2x) Last: 6/14/22 @ Iowa

ER 9 6/14/22 @ Iowa

NP 107 6/8/19 vs. Fayetteville

IP 3.1 8/1/18 vs. Aberdeen

K 6 8/8/18 vs. Lowell

BB 5 9/12/21 vs. Rochester

H 5 7/12/21 vs. Brooklyn

ER 5 (2x) Last: 9/6/21 vs. TORONTO

NP 53 8/8/18 vs. Lowell

IP 9.0 5/2/15 @ Arkansas

K 10 (2x) Last: 6/3/17 vs. Omaha

BB 4 (6x) Last: 4/11/23 @ Iowa

H 11 5/21/15 @ Jupiter

ER 9 7/24/16 vs. LOS ANGELES (NL)

NP 102 (2x) Last: 6/3/17 vs. Omaha

IP 7.0 8/28/19 vs. Lakeland

K 10 8/13/21 vs. Akron

BB 6 6/9/21 vs. Hartford

H 8 (2x) Last: 4/27/22 @ New Hampshire

ER 6 (2x) Last: 4/27/22 @ New Hampshire

NP 98 6/15/22 vs. Portland

IP 3.2 7/16/21 @ Myrtle Beach

K 5 (2x) Last: 4/15/22 vs. Cedar Rapids

BB 4 (3x) 8/17/22 vs. San Antonio

H 5 (4x) Last: 8/13/22 @ Arkansas

ER 6 8/17/22 vs. San Antonio

NP 58 6/22/22 vs. Springfield

IP 3.0 (5x) Last: 6/18/21 @ Wichita

K 5 (4x) Last: 8/20/21 @ Springfield

BB 3 (3x) Last: 7/22/22 @ Indianapolis

H 5 (3x) Last: 8/12/21 @ Tulsa

ER 4 8/12/21 @ Tulsa

NP 55 8/20/21 @ Springfield

IP 7.0 6/9/22 @ Tulsa

K 10 (3x) Last: 7/23/22 vs. Springfield

BB 5 (3x) Last: 8/25/22 vs. Springfield

H 12 7/29/19 vs. Missoula

ER 8 (2x) Last: 7/2/22 @ Amarillo

NP 101 5/30/23 vs. Memphis



RELIEVERS		ENTRANCE SITUATION			INNING ENTERING THE GAME										INHERITED RUNNERS			1-2-3 INNINGS		
PITCHER		LEAD	TRAIL	TIED	1	2	3	4	5	6	7	8	9	10+	BR INHR.	BR SCORE	% SCORE	TOTAL	POSSIBLE	% 1-2-3
31	Bowlan, Jonathan	2	-	-	-	-	1	-	-	1	-	-	-	-	-	-	-	2	8	25.0%
50	Castillo, Max	-	1	-	-	-	-	-	1	-	-	-	-	-	-	-	-	2	4	50.0%
32	Chamberlain, Christian	4	1	2	-	-	-	1	1	2	1	1	1	-	3	0	0.0%	1	3	33.3%
48	Cox, Austin	-	1	1	-	-	-	2	-	-	-	-	-	-	5	3	60.0%	0	4	0.0%
55	Dipoto, Jonah	7	7	3	-	-	1	1	1	5	3	4	1	1	15	7	46.7%	5	16	31.3%
62	Klein, Will	6	1	-	-	-	-	-	-	1	-	2	4	-	3	1	33.3%	3	9	33.3%
37	Kowar, Jackson	8	9	-	-	-	-	-	4	4	4	5	-	-	12	6	50.0%	0	17	0.0%
58	Kriske, Brooks	15	9	2	-	-	-	-	2	3	6	4	11	-	14	3	21.4%	7	24	29.2%
21	Mayers, Mike	3	1	-	-	-	1	-	1	-	2	-	-	-	-	-	-	2	6	33.3%
54	McArthur, James	6	5	1	-	-	-	1	4	2	4	1	-	-	5	1	20.0%	5	16	31.3%
40	Pennington, Walter	9	6	2	-	-	-	3	-	8	4	1	1	-	13	3	23.1%	7	16	43.8%
47	Sisk, Evan	13	15	-	-	-	-	1	1	7	11	8	4	1	11	9	81.8%	5	23	21.7%
56	Veneziano, Anthony	1	-	-	-	-	-	-	-	1	-	-	-	-	-	-	-	0	1	0.0%
SEASON (INCLUDING INACTIVE)		144	108	25	0	0	9	11	24	54	62	64	50	3	127	53	41.7%	74	275	26.9%

STORM CHASERS BULLPEN USAGE (PITCH COUNT, LAST TWO WEEKS)

DAY OF WEEK		MON	TUE	WED	THU	FRI	SAT	SUN	MON	TUE	THU	THU	FRI	SAT	SUN	LAST OMAHA RELIEF APPEARANCE											
DATE		6/26	6/27	6/28	6/29	6/30	7/1	7/2	7/3	7/4	7/5	7/6	7/7	7/8	7/9	GAME	IP	H	R	ER	BB	SO	HR	BF			
31	Bowlan, Jonathan							94					66			FRI 7/7 @ Gwinnett	4.0	3	0	0	2	4	0	17			
50	Castillo, Max					89 (START)						59				THU 7/6 @ Gwinnett	4.0	3	3	3	0	4	2	15			
32	Chamberlain, Christian (L)				13			5	18			21				THU 7/6 @ Gwinnett	0.1	0	3	3	3	0	0	4			
55	Dipoto, Jonah					13				23						TUE 7/4 @ Gwinnett	1.1	1	1	1	1	1	1	5			
62	Klein, Will				24				10		20					WED 7/5 @ Gwinnett	1.1	0	0	0	1	1	0	5			
37	Kowar, Jackson					28				27						TUE 7/4 @ Gwinnett, L	0.2	0	2	2	3	0	0	7			
58	Kriske, Brooks			22 (KC)		30 (KC)					14					WED 7/5 @ Gwinnett, L	1.0	1	1	0	1	0	0	5			
21	Mayers, Mike				21			7			28					WED 7/5 @ Gwinnett	2.0	5	4	4	0	2	1	10			
54	McArthur, James			40 (KC)					20			42 (START)				MON 7/3 vs. Iowa	1.2	0	0	0	0	3	0	5			
40	Pennington, Walter (L)			10		14			12							MON 7/3 vs. Iowa	0.2	1	1	0	1	0	0	4			
47	Sisk, Evan (L)			22				10	12		11	25				THU 7/6 @ Gwinnett, L	0.1	0	3	3	3	0	0	4			
56	Veneziano, Anthony										39					WED 7/5 @ Gwinnett	1.2	2	2	2	3	1	0	9			

OMAHA STARTING PITCHER SPLITS

PITCHER	GS	W-L	TEAM W-L	R	SUPPORT	SUPPORT/GS
Heasley, Jonathan	13	1-5	7-6	36	2.77	
Parrish, Drew	12	3-2	12-5	59	4.92	
50 Castillo, Max	11	2-6	3-8	25	2.27	
48 Cox, Austin	8	2-1	4-4	22	2.75	
21 Mayers, Mike	8	2-1	3-5	15	1.88	
56 Veneziano, Anthony	6	4-1	4-2	25	4.17	
Lynch, Daniel	4	2-0	3-1	15	3.75	
Yarbrough, Ryan	3	0-0	1-2	5	1.67	
Marsh, Alec	3	2-0	2-1	14	4.67	
Mengden, Daniel	3	0-0	3-0	7	2.33	
41 Zepa, Angel	2	0-1	0-2	4	2.00	
51 Keller, Brad	2	0-0	1-1	5	2.50	
54 McArthur, James	2	0-0	1-1	5	2.50	
25 Ragans, Cole	2	1-1	1-1	9	4.50	
31 Bowlan, Jonathan	1	1-1	1-1	5	5.00	
Martinez, Marcelo	1	0-1	0-1	1	1.00	
37 Kowar, Jackson	1	0-1	0-1	1	1.00	
TOTALS	82			253	3.09	

1ST PITCH STRIKES

FPS	TBF	% FPS
174	296	58.8%
128	247	51.8%
152	248	61.3%
82	149	55.0%
99	160	61.9%
73	125	58.4%
43	75	57.3%
37	53	69.8%
46	66	69.7%
19	49	38.8%
23	40	57.5%
12	19	63.2%
12	19	63.2%
19	40	47.5%
14	23	60.9%
13	22	59.1%
9	14	64.3%
955	1,645	58.1%

1-2-3 INNINGS

TOTAL	POSSIBLE	% 1-2-3
18	62	29.0%
12	49	24.5%
19	56	33.9%
13	37	35.1%
9	34	26.5%
9	29	31.0%
6	17	35.3%
5	14	35.7%
1	15	6.7%
2	7	28.6%
1	8	12.5%
0	4	0.0%
3	5	60.0%
1	9	11.1%
0	5	0.0%
2	5	40.0%
0	2	0.0%
101	358	28.2%

OMAHA STARTERS VS. RELIEVERS

STARTERS	RELIEVERS
20-19	W-L
5.12	ERA
373.0	INNINGS
392 (69)	HITS (HR)
223 (212)	R (ER)
161	BB
324	K
1.48	WHIP
.272	AVG
21-22	
5.33	
349.2	
341 (43)	
238 (207)	
229	
401	
1.63	
.254	

OMAHA STARTING PITCHER/CATCHER MATCHUPS

	LOGAN PORTER								JAKSON REETZ								FREDDY FERMIN								JOSÉ BRICEÑO								TOTALS							
PITCHER	GS	W-L	ERA	IP	ER	BB	SO	GS	W-L	ERA	IP	ER	BB	SO	GS	W-L	ERA	IP	ER	BB	SO	GS	W-L	ERA	IP	ER	BB	SO	GS	W-L	ERA	IP	ER	BB	SO					
	6	0-4	7.84	31.0	27	10	33	3	0-0	4.12	15.1	7	7	11	4	1-1	10.20	17.2	21	9	16	-	-	-	-	-	-	-	13	1-5	7.73	64.0	55	26	60					
	7	2-2	7.59	32.0	27	19	20	3	1-0	1.46	12.1	2	12	10	2	0-0	3.86	7.0	3	3	11	-	-	-	-	-	-	12	3-2	5.61	51.1	32	34	41						
50	Castillo, Max	3	1-2	4.02	15.2	7	2	2	4	1-2	3.97	22.2	10	5	21	2	0-2	7.71	9.1	8	5	4	2	0-0	4.09	11.0	5	3	6	11	2-6	4.60	58.2	30	15	33				
48	Cox, Austin	6	1-1	3.81	26.0	11	12	23	2	1-0	0.82	11.0	1	6	9	-	-	-	-	-	-	-	-	-	-	-	-	8	2-1	2.92	37.0	12	18	32						
21	Mayers, Mike	-	-	-	-	-	-	5	2-0	4.91	22.0	12	11	20	3	0-1	10.50	12	14	6	9	-	-	-	-	-	8	2-1	6.88	34.0	26	17	29							
56	Veneziano, Anthony	3	2-0	2.81	16.0	6	7	15	2	1-0	8.59	7.1	7	6	6	1	1-0	0.00	6.1	0	3	2	1	1-0	0.00	6.1	0	3	2	6	4-0	3.64	29.2	12	16	23				
	Lynch, Daniel	1	1-0	0.00	6.0	0	0	5	3	1-0	5.25	12.0	7	3	13	-	-	-	-	-	-	-	-	-	-	-	4	2-0	3.50	18.0	7	3	18							
	Yarbrough, Ryan	1	0-0	3.86	4.2	2	1	9	-	-	-	-	-	-	2	0-0	0.00	10.0	0	1	9	3	0-0	1.23	14.2	2	2	18	3	0-0	1.23	14.2	2	2	18					
	Marsh, Alec	3	2-0	2.40	15.0	4	7	19	-	-	-	-	-	-	3	2-0	2.40	15.0	4	7	19	3	2-0	2.40	15.0	4	7	19	3	2-0	2.40	15.0	4	7	19					
	Mengden, Daniel	2	0-0	5.87	7.2	5	4	5	1	0-0	3.00	3.0	1	1	4	-	-	-	-	-	-	-	-	-	-	-	3	0-0	5.06	10.2	6	5	9							
41	Zepa, Angel	2	0-1	6.23	8.2	6	5	12	-	-	-	-	-	-	2	0-1	6.23	8.2	6	5	12	2	0-1	6.23	8.2	6	5	12	2	0-1	6.23	8.2	6	5	12					
51	Keller, Brad	1	0-0	4.50	2.0	1	2	3	-	-	-	-	-	-	1	0-0	0.00	2.0	0	3	0	2	0-0	0.00	2.0	0	3	0	2	0-0	2.25	4.0	1	5	3					
54	McArthur, James	1	0-0	0.00	3.0	0	0	5	-	-	-	-	-	-	1	0-0	0.00	3.0	0	0	5	2	0-0	0.00	3.0	0	0	5	2	0-0	0.00	5.0	0	0	7					
25	Ragans, Cole	2	1-1	5.59	9.7	6	2	12	-	-	-	-	-	-	-	-	-	-	-	-	-	-	-	-	-	-	2	1-1	5.59	9.7	6	2	12							
31	Bowlan, Jonathan	1	1-0	7.20	5.0	4	1	2	-	-	-	-	-	-	-	-	-	-	-	-	-	-	-	-	-	-	1	1-0	7.20	5.0	4	1	2							
	Martinez, Marcelo	1	0-1	9.00	5.0	5	1	3	-	-	-	-	-	-	-	-	-	-	-	-	-	-	-	-	-	-	1	0-1	9.00	5.0	5	1	3							
37	Kowar, Jackson	-	-	-	-	-	-	-	-	-	-	-	-	-	-	-	-	-	-	-	-	-	-	-	-	-	1	0-1	13.50	2.2	4	4	3							
	Relievers	-	9-11	5.61	170.0	125	116	192	-	4-8	5.29	98.2	58	64	119	-	5-7	4.97	54.1	30	31	57	-	3-2	4.39	26.2	13	18	33	-	21-22	5.33	349.2	207	229	401				
	TOTALS	40	20-23	5.44	357.1	216	189	360	23	11-0	4.62	204.1	105	115	213	12	6-6	6.99	103.0	80	58	100	7	4-2	2.79	58.0	18	28	52	82	41-41	5.22	722.2	419	390	725				
		CS/ATT	13/60		PCT	21.67%		CS/ATT	5/29	PCT	17.24%		CS/ATT	3/10	PCT	30.00%		CS/ATT	1/8	PCT	12.5%		CS/ATT	22/106		PCT	20.75%		CS/ATT	22/106		PCT	20.75%							



PLAYER

3 TUCKER BRADLEY

OUTFIELDER • L/L • 6'0" • 195 • 5/6/1998 (24)
Signed 6/23/2020 as an Undrafted Free Agent (Georgia)
Born/Resides: Chickamauga, Georgia

60 JOSÉ BRICEÑO

CATCHER • R/R • 6'3" • 230 • 9/19/1993 (30)
Signed 1/18/2023 as a Minor League Free Agent
Originally signed 4/29/2010 with Colorado (Intl. F.A.)
Born/Resides: Mesa, Arizona

17 ANGELO CASTELLANO

INFILDER • R/R • 6'0" • 165 • 1/13/1995 (28)
Signed 7/16/2011 as an International Free Agent
Born/Resides: San Diego, Venezuela

6 CLAY DUNGAN

INFILDER • L/R • 6'1" • 195 • 6/2/1996 (27)
2019 MLB Draft – Round 9 (Indiana State)
Born: Muncie, Indiana • Resides: Alexandria, Indiana

24 NATE EATON

INFILDER/OUTFIELD • R/R • 5'11" • 200 • 12/22/1996 (26)
2018 MLB Draft – Round 3 (VMI)
Born/Resides: Chester, Virginia

28 TYLER GENTRY

OUTFIELDER • R/R • 6'2" • 215 • 2/1/1999 (24)
2020 MLB Draft – Round 3 (Alabama)
Born: Memphis, Tenn. • Resides: Arlington, Tenn.

11 ADEINY HECHAVARRÍA

INFILDER • R/R • 6'0" • 195 • 4/15/1989 (34)
Signed 6/16/2023 as a Minor League Free Agent
Originally signed 4/13/2010 with Toronto (Intl. F.A.)
Born: Santiago De Cuba, Cuba • Resides: Weston, Florida

18 BREWER HICKLEN

OUTFIELDER • R/R • 6'2" • 220 • 2/9/1996 (27)
2017 MLB Draft – Round 7 (Alabama at Birmingham)
Born/Resides: Huntsville, Alabama

22 JERMAINE PALACIOS

INFILDER • R/R • 6'0" • 200 • 7/19/1996 (26)
Signed 6/12/2023 as a Minor League Free Agent
Originally signed 9/6/2013 with Minnesota (Intl. F.A.)
Born/Resides: Barquisimeto, Venezuela

14 LOGAN PORTER

CATCHER/INFILDER • R/R • 6'0" • 200 • 7/12/1995 (27)
Signed 6/21/2018 as an Undrafted Free Agent (Dixie State)
Born: Phoenix, Arizona • Resides: Surprise, Arizona

7 JOHN RAVE

OUTFIELDER • L/L • 6'0" • 200 • 12/30/1997 (25)
2019 MLB Draft – Round 5 (Illinois State)
Born: Canton, Illinois • Resides: Bloomington, Illinois

9 PAXTON WALLACE

INFILDER • R/R • 6'1" • 215 • 1/6/1999 (24)
Signed 12/19/2022 as a Minor League Free Agent
Originally signed 6/16/2021 with Los Angeles, AL (MLB F.A.)
Born: Little Rock, Arkansas • Resides: Greenbrier, Arkansas

QUICK NOTES

Ranked by MLB Pipeline as the No. 26 Royals prospect

- 2023: Has 9 multi-hit games in his last 29 games and hits in 21 of his last 29, after collecting just 4 multi-hit games in his first 24, with hits in just 10 of his first 24 ... hit pinch-hit 2-run double in win on 4/14 and had 3 RBI off the bench in comeback win ... 3-for-3, 2 RBI on his birthday, 5/6 vs. LOU ... hit .367 with a 1.006 OPS over 17 games in June.
- 2022: Spent the entire season with NW Arkansas (AA) and reached base in 90 of 109 games (82.57%), reached base multiple times in team-best 56 games ... 1st on team with 33 multi-hit games ... hit two grand slams, on 4/23 @ FRI & 5/12 vs. WCH ... reached base at least twice in seven straight games from 7/26 to 8/2.
- 2021: Began his professional career splitting the year between Columbia (A) and Quad Cities (A+), .380 OBP ranked fourth among qualified Royals Minor Leaguers.

HIT STREAK: 2 Games (7/5 to 7/6), .333 (3-for-9), 1.38

ON-BASE BASE STREAK: 2 Games (7/5 to 7/6), .333 (3-for-9)

- 2023: Opened the season in NW Arkansas (AA) and appeared in 15 games for the Naturals (11 starts at catcher) and hit .246 (16-for-65) with 3 2B and 7 RBI ... on the injured list from 4/30 to 5/16 and again from 5/24 to 6/9 ... assigned to Omaha on 6/16.
- 2022: Began the season with the Lexington Legends in the independent Atlantic League and appeared in 26 games before signing with Kansas City on May 23 and reporting to Omaha (AAA), where he finished the season, slashing .252/.298/.405 (33-for-133) over 37 games the Storm Chasers (34 starts at catcher).
- 2016 to 2020: Played 5 seasons in the Angels system, beginning in High-A in 2016 before making his MLB debut in 2018 ... played 46 Major League games with the Angels in 2018 and hit .239 (28-for-117), made his debut on May 26 at Yankee Stadium, went 2-for-4 with 1 homer and 2 RBI ... played 2 games with the Angels in 2020.
- 2010 to 2015: Played 5 seasons in the Rockies system and reached Low-A ... traded to Atlanta in Jan. 2015 and spent the year in High-A, traded to the Angels in Nov. 2015.

HIT STREAK:

ON-BASE BASE STREAK:

- 2023: Has hits in 37 of 62 games ... has made at least 5 starts at all 4 infield positions: 1B (9), 2B (5), 3B (%) and SS (39) ... this season in his 13th in the Royals organization, all in the Minors, with 865 games played (21 in Triple-A).
- 2022: In his 11th year as a member of the Royals' organization, began the year with Omaha, but assigned to NW Arkansas (AA) on 8/9 and finished the season with the Naturals ... over 59 games with the Storm Chasers, slashing .218/.318/.316 (38-for-174) while playing six different positions (1B, 2B, 3B, SS, LF & RF) ... made at least 10 starts at each SS (150.2 innings), 3B (121.0 innings) and 1B (115.0 innings) ... snapped 0-for-27 stretch with Naturals on 8/21 vs. San Antonio ... 15-for-67 over last 20 games after hitless streak ended ... played 800th MLB game (all in Royals system) on 9/15 vs. Frisco, entered as defensive replacement.
- 2011-2023: Has played 803 games in the Royals' minor league system, slashing .232/.311/.312 (606-for-2610), with 29 HR and 271 RBI ... 2013 Dominican Royals Player of the Year ... 143 games with Omaha between 2021 and 2023, hitting .226 over 80 games in 2021 after an early-season promotion from Double-A.

HIT STREAK: 3 Games (7/4 to 7/6), .545 (6-for-11), 2.28, 1.38

ON-BASE BASE STREAK: 3 Games (7/4 to 7/6), .545 (6-for-11)

- 2023: Opened the season on the injured list with a right hamate fracture he suffered in Spring Training, activated from the injured list 5/4 and made his season debut 5/5 ... first hit of the season was a HR in the 3rd inning on 5/9 @ SWB, hasn't hit one since ... has made starts at 2B (14), SS (9) & 3B (9) this year.
- 2022: Spent the entire season with Omaha and tied for 1st on the team in triples (4), while ranking 2nd in games played (127), plate appearances (515) and runs (64), 3rd in doubles (22), total bases (151), stolen bases (17) and walks (47), 4th in hits (94) and 5th in RBI (52) ... made starts at a career-high six positions for the Chasers, including 2B, (62, 6), 3B (40, 6), SS (6, 6) and his first professional appearances in the outfield: in LF (13, 6), CF (1, 6) and RF (2, 6).
- 2021: Spent the entire season with NW Arkansas (AA), playing in 108 of the team's 119 regular season games, including 104 starts as the leadoff hitter ... led the Naturals in games played, at-bats (444), runs scored (74) and hits (128) ... led off the game with a hit 32 times, including 10 of his last 19 regular season games.

HIT STREAK: 2 Games (7/4 to 7/6), .500 (3-for-6), 2.28

ON-BASE BASE STREAK: 3 Games (7/3 to 7/6), .333 (3-for-9), 2.88

- 2023: Made his first Opening Day roster with Royals, but has hit .075 (4-for-53) in 28 games over 4 stints with KC ... on his 4th stint with Omaha (4/24-5/5, 5/25-6/9, 6/16-6/23 & 6/26-pres.), threw a scoreless inning 4/10 @ TEX, 2 hits and 1 strikeout, fastball sat 91-95 ... after opening 9-15 with KC, hits in first 2 ABs with OM, HR in first AB 4/27 @ NAS ... homered in first AB back 6/17 vs. COL ... has hits in 20 of 31 games with Omaha, 10 multi-hit games.
- 2022: Split time in the Minor Leagues between NW Arkansas (AA) and Omaha (AAA) but also appeared in 44 games with Kansas City over three separate stints with the Royals: 7/14-17, 8/4-22 and 9/1 through the end of the regular season ... opened the year in Double-A and made his MLB debut July 14 ... led the majors with a 98.1 mph arm strength ... for the 2nd straight year, saw time at five positions in the Minors (SS, 3B, LF, CF and RF), played in the OF for 27 of his first 29 games, then played 3B for 12 of his last 15 games.
- 2021: Began the season with Quad Cities (A+) and played 70 games for the River Bandits, led the team in stolen bases (23) and played in the Arizona Fall League.

HIT STREAK: 2 Games (7/6 to 7/7), .333 (3-for-9), 1.28, 1.18

ON-BASE BASE STREAK: 3 Games (7/3 to 7/7), .250 (3-for-12), 1.88

Ranked by MLB Pipeline as the No. 6 Royals prospect ... Ranked by Baseball America as the No. 7 Royals prospect

- 2023: Has reached base in 56 of 68 games this season ... 1st on team with 48 RBI, 19 doubles & 28 extra base hits, 2nd with 113 total bases, 68 hits & 40 walks, tied 2nd with 38 runs ... 69 starts in RF are the most of any Storm Chaser at a single defensive position ... hit .281 (27-for-97) with a .769 OPS in 24 May games after hitting .198 (17-for-86) with a .667 OPS in April, then just .207 (18-for-87) with a .675 OPS in June.
- 2022: Named Kansas City's George Brett Award winner (top position player in the organization and NW Arkansas (AA) ... began season in Quad Cities (A+), assigned to NW Arkansas (6/14) ... ranked 8th in MLB in batting average (.326) ... Royals org leader in AVG (.326), SLG (.542) and OPS (.964), 2nd in OBP (.422) ... drove in at least one run in 36 of 73 games since joining the Naturals, reached base in 64 of 73 games (87.67%) ... reached in 28 straight games, 7/30 to 9/3, with .485 OBP.
- 2021: Spent his first pro season in Quad Cities (A+), played everyday for the first two months of the season ... placed on the 7-day injured list on 7/14 and then the 60-day IL 8/2.

HIT STREAK: 3 Games (7/5 to 7/7), .364 (4-for-11), 1.18

ON-BASE BASE STREAK: 3 Games (7/5 to 7/7), .364 (4-for-11), 3.88

- 2023: Signed with Atlanta on 1/30, went 1-for-11 in Spring Training and was released 3/22 ... on 4/11, signed with the Long Island Ducks in the independent Atlantic League, appeared in 38 games and hit .297 (43-for-145) with 7 HR and 34 RBI, signed with Kansas City on June 16 and assigned to Omaha ... first OMA HR was 4th inning grand slam on 6/22 @ ROC ... has 11 RBI in 16 games with Omaha.
- 2021-2022: Signed with the Chiba Lotte Marines of Nippon Professional Baseball in December 2020 and played 155 NPB games over the 2021 and 2022 seasons, with a .213 average (.96-for-450) ... hit 24 doubles and 6 homers with 44 RBI over his two seasons (79 games in 2021, 76 in 2022) ... also played 32 games in the Eastern League (minor league).
- MLB EXPERIENCE: Between 2012 and 2020, has appeared in 922 Major League games over parts of 9 seasons (Toronto (2012), Miami (2013-17), Tampa Bay (2017-18), Pittsburgh (2018), New York, AL (2018), New York, NL (2019) and Atlanta (2019-20) ... is a career .253 hitter with a .641 OPS ... has started 757 games at SS (677.0 innings).

HIT STREAK: 3 Games (7/5 to 7/7), .231 (3-for-13), 1.28

ON-BASE BASE STREAK: 3 Games (7/5 to 7/7), .231 (3-for-13), 1.88

- 2023: Began the season on the 7-Day Injured list (right elbow strain) and activated 4/25 ... has hits in 16 of his last 19 games with 7 XBH ... has played in 49 of Omaha's 61 games since he activated, with team-leading 30 starts at DH (and 19 of the last 24), has hit 1st in the lineup 8 times.
- 2022: Played in 130 games for Omaha (AAA) and was named the Royals Triple-A Player of the Year but also appeared in six games with Kansas City over two separate stints with the Royals: May 26-30 and July 14-17 ... contract was selected by KC May 26 and made his major league debut that night in Minnesota, starting in CF ... reached base in 34 straight games between 7/26 and 9/2 ... set career highs in 2B (30), HR (28), RBI (85) and R (85) ... finished just two homers shy of a 30/30/30 season (HR/SB/2B).
- 2021: Spent the entire year with NW Arkansas (AA), led all Double-A hitters with 40 steals, tied 13th in all of the Minors ... homered twice in the AA-Central Championship Series.

HIT STREAK:

ON-BASE BASE STREAK:

- 2023: Signed with Detroit as a Minor League free agent on 12/14/2022 and appeared in 36 games with Toledo (AAA), hitting .176 (22-for-125) with 6 HR and 21 RBI, hitting 3 HR with 6 RBI in 6 games @ Werner Park ... released on 6/8, signed by Kansas City on 6/12 and assigned to Omaha ... in 13 games, has 9 hits, including 5 that are XBH (3 1B, 3 2B, 2 HR).
- 2022: In his 8th season in the Twins organization, saw his first Major League action in 2022, playing in 30 games with Minnesota and 102 with St. Paul (AAA) ... made his Major League debut in game one of the doubleheader on May 31 at Detroit, going 0-for-3 with a walk and run scored, also pitched twice, totaling 0.2 scoreless innings ... named a Twins Organization All-Star by MLB.com for the 4th time in his career, hitting .283 (11-for-392) with a .803 OPS in Triple-A with the Saints.
- 2021: Played 110 games with Wichita (A), 7th in the Texas League in R (.69) & HR (.19), tied 7th with 106 H, tied 8th with 104 TB ... named a Twins Organization All-Star.

HIT STREAK:

ON-BASE BASE STREAK:

- 2023: Career-high 30-game on-base streak ended Thursday ... 6 HR in 17 games in April, but 3 in 49 games since ... has reached base in 57 of 66 games played with hits in 49 of 66 games ... has 24 walks in his last 26 games after drawing 15 walks in his first 41 games ... hit the 3rd two-out game of his career on 4/5 vs. Toledo.
- 2022: Began the season in NW Arkansas (AA) and reached in 66 of 77 games, reached multiple times in 49 games ... assigned to Omaha (AAA) on 8/9 and finished season @ MILB IN ON-BASE PERCENTAGE (.442) ... combining his AA & AAA numbers, was the Royals system leader in OBP (.442), 2nd in OPS (.918), 3rd in batting average (.301).
- 2021: Spent the season with Quad Cities (A+) and slashed .241/.368/.451 (62-for-257) in 77 games ... named a High-A Central post-season All-Star at catcher.
- MISC: Grew up down the street from Surprise Stadium, was a dabbler for the AZL Royals the summer of 2011 while in high school, also caught bullpens for the team.

HIT STREAK:

ON-BASE BASE STREAK:

- 2023: Signed 5/30 with NW Arkansas (AA), has reached base in 30 straight games ... opened the season with NWA, played 54 games for the Naturals, with 5 HR, 24 RBI & team-leading 34 BB ... made 40 of 53 starts in CF ... hit 3 HR on 4/18 vs. Amarillo with 6 RBI ... transferred to Omaha on 6/13 and has hits in 16 of 19 games with the Chasers, with 25 H (11 XBH) and 17 RBI since he joined the team ... hit safely in first 9 games ... drove in 8 runs in series vs. COL (6/13 to 6/18), tied career-high with 3-hit game 7/7 @ GWN, with first RBI in Triple-A.
- 2022: Spent most of the season with NW Arkansas (AA), played 111 games with the Naturals, also appeared in 11 games with Omaha across two stints (5/25-6/4 & 7/12-7/19) ... slashed .195/.233/.390 (18-for-41) over 11 games for the Chasers, including 2 HR, 4 RBI game on 7/17 @ Rochester ... played 18 games for Surprise in the Arizona Fall League.
- 2021: Spent the season with Quad Cities (A+) and appeared in 77 games for the High-A Central Champion River Bandits ... named an MLB.com Organization All-Star in the outfield for Kansas City and slashed .252/.352/.453 (70-for-278) ... hit 14 homers and stole 13 bases, making him one of five 13-13 players in the system in 2021.

HIT STREAK:

ON-BASE BASE STREAK: 19 Games (6/13 to 7/7), .357 (.25-for-70), 12.88

- 2023: Opened the season with Quad Cities (A+) on the development list, activated 4/13 and appeared in 18 games for the River Bandits, transferred to Omaha on 6/11 but did not appear in a game, back to QC on 6/13 and OMA again on 6/23 ... 21 starts at 1B in 22 games at High-A, hitting .253 (19-for-75) ... tied career-high with 3-hit game 7/7 @ GWN, with first RBI in Triple-A.
- 2022: Was injured to begin the season and released by the Los Angeles Angels on May 19 ... played for the Joliet Slammers in the Frontier League, hitting .343 (23-for-67) with 4 home runs in 18 games ... his younger brother, Cayden, was selected by Kansas City in the 2nd round of the 2022 Draft.
- 2021: Signed as an undrafted free agent by the Los Angeles Angels on July 17, 2021 and reported to Inland Empire (A), where he slashed .280/.400/.480 (21-for-75) with 4 home runs in 23 games.
- MISC: Attended Wichita State University, where he played in 138 games and hit 21 home runs across three seasons ... brother Cayden is currently with KC's A- affiliate, Quad Cities.

HIT STREAK: 2 Games (7/2 to 7/7), .625 (5-for-8), 1.28

ON-BASE BASE STREAK: 2 Games (7/2 to 7/7), .625 (5-for-8)

CAREER HIGHS

H	3	(18x) Last: 5/6/23 vs. Louisville
R	3	(6x) Last: 4/8/23 vs. Toledo
HR	2	8/10/21 vs. Beloit
RBI	5	6/24/21 @ Beloit
BB	3	(3x) Last: 9/3/22 @ Tulsa
SB	3	7/9/22 vs. Tulsa
H	4	(7x) Last: 4/4/19 @ Albuquerque
R	4	(2x) Last: 7/1/13 vs. Orem
HR	3	6/28/13 vs. Orem
HR	3	6/28/13 vs. Orem
BB	3	7/18/11 @ DSL Padres
SB	3	6/21/10 vs. DSL Diamondbacks
H	4	(5x) Last: 8/18/17 vs. Asheville
R	4	6/26/16 @ Grand Junction
HR	2	7/19/19 @ Amarillo
RBI	5	7/17/22 @ Rochester
BB	3	(6x) Last: 6/17/23 vs. Columbus
SB	2	(2x) Last: 6/6/23 @ Indianapolis
H	6	6/23/19 vs. Billings
R	4	9/3/19 vs. Missoula
HR	2	6/26/22 vs. Columbus
RBI	4	(3x) Last: 6/28/22 @ St. Paul
BB	3	(2x) Last: 6/20/23 @ Rochester
SB	3	(2x) Last: 8/8/21 @ Arkansas
H	4	(8x) Last: 9/3/22 @ DETROIT
R	3	(21x) Last: 6/17/23 vs. Columbus
HR	2	(3x) Last: 6/17/23 vs. Columbus
RBI	4	(6x) Last: 6/22/22 vs. Columbus
BB	4	7/29/18 @ Ogden
SB	3	(2x) Last: 5/26/23 @ St. Paul
H	4	(2x) Last: 5/30/23 vs. Memphis
R	4	(2x) Last: 7/17/22 @ Corpus Christi
HR	2	(2x) Last: 6/29/22 @ Amarillo
RBI	6	6/22/21 vs. Beloit
BB	3	(6x) Last: 4/20/23 vs. Gwinnett
SB	1	(18x) Last: 6/2/23 vs. Memphis
H	4	(11x) Last: 4/25/19 vs. Buffalo
R	4	(2x) Last: 8/5/11 @ Bowie
HR	2	(2x) Last: 9/9/21 @ NEW YORK (NL)
RBI	7	5/5/13 @ PHILADELPHIA
BB	3	(3x) Last: 8/3/12 @ Albuquerque
SB	2	(3x) Last: 4/29/12 vs. Tacoma
H	4	(4x) Last: 5/25/22 @ Louisville
R	4	8/21/19 vs. Salem
HR	3	8/22/19 vs. Salem
RBI	5	(2x) Last: 8/24/21 vs. Springfield
BB	3	(3x) Last: 6/20/19 vs. Frederick
SB	3	(5x) Last: 4/22/22 @ Memphis
H	5	6/9/17 vs. Burlington
R	5	(2x) Last: 5/8/22 @ Omaha
HR	2	(5x) Last: 5/17/23 @ Omaha
RBI	4	(3x) Last: 6/28/22 @ St. Paul
BB	3	5/7/22 vs. Columbus
SB	3	(2x) Last: 8/8/21 @ Arkansas
H	4	8/6/19 @ Johnson City
R	3	(4x) Last: 8/1/21 vs. South Bend
HR	2	(3x) Last: 4/5/23 vs. Toledo
RBI	4	(2x) Last: 8/10/21 vs. Beloit
BB	3	(8x) Last: 6/14/23 vs. Columbus
SB	1	(2x) Last: 6/18/23 vs. Columbus
H	4	(4x) Last: 6/18/23 vs. Columbus
R	5	4/18/23 vs. Amarillo
HR	3	4/18/23 vs. Amarillo
RBI	6	4/18/23 vs. Amarillo
BB	3	(3x) Last: 9/10/22 @ Wichita
SB	3	8/22/21 @ South Bend
H	3	(2x) Last: 7/7/23 @ Gwinnett
R	2	(2x) Last: 4/21/23 vs. Wisconsin
RBI	1	(4x) Last: 8/25/21 @ Stockton
HR	3	8/6/21 @ Visalia
BB	3	8/6/21 @ Visalia
SB	1	(2x) Last: 7/7/23 @ Gwinnett

So Nice, They Did It	Multi-Hit Games					Multi-Run Games					Multi-RBI Games					Multi-BB Games					Multi-K Games					Multi-SB Games				
Twice (Or More)	2	3	4	5+	T	2	3	4	5+	T	2	3	4	5+	T	2	3	4	5+	T	2	3	4	5+	T	2	3	4	5+	T
3 Bradley, Tucker	11	2	-	-	13	5	1	-	-	6	3	4	-	-	7	6	-	-	-	6	3	-	1	-	4	4	-	-	-	4
60 Briceño, José	-	-	-	-	-	-	-	-	-	-	-	-	-	-	-	-	-	-	-	-	-	1	-	-	1	-	-	-	-	-
17 Castellano, Angelo	7	2	-	-	9	7	-	-	-	7	6	1	-	-	7	4	2	-	-	6	5	1	-	-	6	1	-	-	-	1
6 Dungan, Clay	5	1	-	-	6	2	1	-	-	3	2	1	-	-	3	2	1	-	-	3	5	-	-	-	5	1	-	-	-	1
24 Eaton, Nate	7	3	-	-	10	1	2	-	-	3	4	-	-	-	4	1	-	-	-	1	8	1	-	-	9	1	1	-	-	2
28 Gentry, Tyler	15	1	1	-	17	3	2	-	-	5	6	3	1	1	11	6	1	-	-	7	11	7	-	-	18	-	-	-	-	-
11 Hechavarria, Adeiny	1	1	-	-	2	1	-	-	-	1	-	-	1	-	1	1	-	-	-	1	2	-	-	-	2	-	-	-	-	-
18 Hicklen, Brewer	7	2	-	-	9	6	1	-	-	7	3	1	-	-	4	4	-	-	-	4	13	2	-	-	15	-	-	-	-	-
22 Palacios, Jermaine	3	-	-	-	3	-	-	-	-	-	2	-	-	-	2	-	-	-	-	-	3	1	1	-	5	-	-	-	-	-
14 Porter, Logan	13	3	-	-	16	6	-	-	-	6	7	1	-	-	8	6	4	-	-	10	14	5	-	-	19	-	-	-	-	-
7 Rave, John	4	1	1	-	6	3	-	-	-	3	2	2	-	-	4	2	-	-	-	2	2	2	-	-	4	-	-	-	-	-
9 Wallace, Paxton	1	1	-	-	2	-	-	-	-	-	-	-	-	-	-	-	-	-	-	-	1	-	-	-	1	-	-	-	-	-
Alexander, CJ	6	3	-	-	9	6	1	-	-	7	3	1	1	-	5	1	-	-	-	1	14	1	-	-	15	-	-	-	-	-
Beatty, Matt	2	-	-	-	2	1	-	-	-	1	2	-	-	-	2	1	-	-	-	1	1	-	-	-	1	-	-	-	-	-
Blanco, Dairon	10	6	1	-	17	9	1	-	-	10	3	2	-	-	5	5	1	-	-	6	3	2	-	-	5	9	3	1	-	13
Camargo, Johan	5	-	-	-	5	-	-	-	-	-	1	-	-	-	1	3	-	-	-	3	1	-	-	-	1	-	-	-	-	-
Fermin, Freddy	1	1	1	-	3	3	1	-	-	4	1	1	-	1	3	2	1	-	-	3	2	-	-	-	2	-	-	-	-	-
Garcia, Maikel	4	1	-	-	5	2	-	-	-	2	2	2	-	-	4	3	1	-	-	4	2	1	-	-	3	-	-	-	-	-
Isbel, Kyle	3	-	-	-	3	1	-	-	-	1	1	1	-	-	2	1	-	-	-	1	1	-	-	-	1	-	-	-	-	-
Jenista, Greyson	-	-	-	-	-	-	-	-	-	-	-	-	-	-	-	-	-	-	-	-	2	-	-	-	2	-	-	-	-	-
Loflin, Nick	11	3	1	-	15	4	-	-	-	4	4	7	1	-	12	-	-	-	-	-	4	-	-	-	4	-	-	-	-	-
Lopez, Nicky	1	-	-	-	1	-	-	-	-	-	-	-	-	-	-	1	-	-	-	1	-	-	-	-	-	-	-	-	-	-
Massey, Michael	-	-	-	-	-	1	-	-	-	1	-	-	-	-	-	-	-	-	-	-	1	-	-	-	1	-	-	-	-	-
Pratto, Nick	-	1	-	-	1	1	-	-	-	1	2	-	-	-	2	3	-	-	-	3	2	1	-	-	3	-	-	-	-	-
Reetz, Jakson	4	2	-	-	6	-	-	-	-	-	1	-	-	1	2	2	-	-	-	2	5	2	1	-	8	-	-	-	-	-
Reyes, Franmil	1	-	-	-	1	1	-	-	-	1	1	-	-	-	1	-	-	-	-	-	1	1	-	-	2	-	-	-	-	-
Taylor, Samad	18	5	-	-	23	8	3	-	-	11	8	2	-	-	10	7	3	-	-	10	13	1	1	-	15	3	2	2	-	7
Waters, Drew	1	-	3	-	4	2	2	-	-	4	1	1	-	-	2	1	-	-	-	1	1	2	-	-	3	-	-	-	-	-
	141	39	8	0	188	73	15	0	0	88	65	30	4	3	102	62	14	0	0	76	118	33	4	0	155	19	6	3	0	28

HITTING STREAKS

PLAYER	CURRENT	LONGEST	DATES/RESULTS							
			START	END	AVG	2B	3B	HR	RBI	OPS
3 Bradley, Tucker	2	6 (2x)	6/14	6/25	.556 (10-18)	4	0	0	5	1.430
60 Briceño, José	-	2 (2x)	6/30	7/2	.286 (2-7)	0	0	0	1	.661
17 Castellano, Angelo	3	3 (4x)	7/4	7/6	.545 (6-11)	2	1	0	2	1.454
6 Dungan, Clay	2	6 (2x)	6/21	6/29	.318 (7-22)	0	0	0	1	.703
24 Eaton, Nate	2	7	5/28	6/4	.345 (10-29)	1	1	1	2	.939
28 Gentry, Tyler	3	5	4/5	4/9	.350 (7-20)	1	0	1	6	.967
11 Hechavarria, Adeiny	3	3 (2x)	7/5	7/7	.231 (3-13)	1	0	0	0	.594
18 Hicklen, Brewer	-	8	6/13	6/22	.375 (12-32)	4	0	1	6	1.023
22 Palacios, Jermaine	-	2 (2x)	6/30	7/2	.333 (2-6)	0	0	0	0	.762
14 Porter, Logan	-	9	6/20	7/2	.387 (12-31)	2	0	0	8	.965
7 Rave, John	-	9	6/13	6/25	.406 (13-32)	4	1	2	10	1.255
9 Wallace, Paxton	2	2	7/2	7/7	.625 (5-8)	1	0	0	1	1.375

BOLD indicates longest streak in 2023 among active players

Italics indicates longest personal streak is active

ON-BASE STREAKS

	CURRENT	LONGEST	DATES/RESULTS							
			START	END	AVG	2B	HR	BB	HBP	OBP
	2	9	5/21	6/10	.344 (11-32)	3	1	7	0	.450
	-	5	6/18	7/2	.235 (4-17)	0	0	2	1	.350
	3	9	4/1	4/19	.320 (8-25)	2	2	6	0	.438
	3	18	5/28	6/29	.316 (18-57)	1	0	14	1	.440
	3	7	5/28	6/4	.345 (10-29)	1	1	2	0	.387
	3	11	6/7	6/21	.233 (10-43)	4	2	7	1	.346
	3	3 (2x)	7/5	7/7	.231 (3-13)	1	0	1	0	.286
	-	16	6/8	6/30	.317 (20-63)	6	2	7	2	.397
	-	2 (2x)	6/30	7/2	.333 (2-6)	0	0	1	0	.429
	-	30	5/24	7/5	.302 (32-106)	5	1	24	2	.433
	19	19	6/13	7/7	.357 (25-70)	7	3	12	0	.446
	2	2	7/2	7/7	.625 (5-8)	1	0	0	0	.625

Gold indicates career-best streak

PITCHES/PLATE APPEARANCE & PLATE APPEARANCE DEPTH

PLAYER	AVG. P/PA	TOTAL PA	TOTAL P	LONGEST PA (#)	DATE	INN.	PITCHER	RESULT
3 Bradley, Tucker	3.93	192	754	10	4/29 @ NAS	▲ 3	Robert Stock	Groundout (4-3)
60 Briceño, José	3.56	27	96	7	6/21 @ ROC	▲ 2	Paolo Espino	Strikeout Swinging
17 Castellano, Angelo	4.12	223	918	10	4/18 vs. GWN	▼ 3	Michael Soroka	Strikeout Swinging
6 Dungan, Clay	4.21	134	564	10 (2x)	6/2 vs. MEM	▼ 10	Jake Walsh	Walk
24 Eaton, Nate	4.01	142	569	10 (2x)	7/5 @ GWN	▲ 9	Roel Ramirez	Groundout (5-3)
28 Gentry, Tyler	4.15	348	1,445	12	6/7 @ IND	▲ 9	Cody Bolton	Walk
11 Hechavarria, Adeiny	3.45	66	228	8	6/21 @ ROC	▲ 2	Paolo Espino	RBI Double
18 Hicklen, Brewer	3.82	196	748	10	6/3 vs. MEM	▼ 5	Zack Thompson	Strikeout Swinging
22 Palacios, Jermaine	3.98	49	195	9	7/4 @ GWN	▲ 3	Nolan Kingham	Strikeout Swinging
14 Porter, Logan	4.05	282	1,141	9	6/15 vs. COL	▼ 6	Cade Smith	Strikeout Looking
7 Rave, John	4.29	85	365	8	7/5 @ GWN	▲ 1	Justus Sheffield	Strikeout Swinging
9 Wallace, Paxton	3.62	13	47	7	7/7 @ GWN	▲ 2	Jared Shuster	Groundout (4-3)
					4.02	2,069	8,314	

PINCH-HITTING LOG (13)

#	DATE	INNING	PINCH HITTER	HITTING FOR	RESULT
1.	4/5 vs. Toledo	▼ 9	CJ Alexander	Angelo Castellano	Fielder's Choice (4-6)
2.	4/14 @ Iowa	▲ 8	Tucker Bradley	Angelo Castellano	2-RBI Double
3.	4/18 vs. Gwinnett	▼ 9	Tucker Bradley	Angelo Castellano	Strikeout Looking
4.	4/29 @ Nashville	▲ 8	Logan Porter	CJ Alexander	Strikeout Swinging
5.	5/7 vs. Louisville	▼ 9	CJ Alexander	Angelo Castellano	Groundout (4-3)
6.	5/10 @ Scranton/WB	▲ 8	CJ Alexander	Angelo Castellano	Strikeout Swinging
7.	5/12 @ Scranton/WB	▲ 8	Brewer Hicklen	Tucker Bradley	Flyout (F9)
8.	5/20 vs. Toledo	▼ 9	Tucker Bradley	Angelo Castellano	Strikeout Swinging
9.	5/27 @ St. Paul	▲ 7	Clay Dungan	Samad Taylor	Groundout, 6-3
10.	6/28 vs. Iowa	▼ 9	Paxton Wallace	Adeiny Hechavarria	Strikeout Swinging
11.	7/3 vs. Iowa	▼ 9	Angelo Castellano	Jermaine Palacios	Strikeout Swinging
12.	7/4 @ Gwinnett	▲ 8	Samad Taylor	José Briceño	Strikeout Looking
13.	7/6 @ Gwinnett	▲ 9	Brewer Hicklen	Angelo Castellano	Flyout (F9)

Omaha Pinch Hitters: 1-for-13, 2B, 2 RBI, 7 K

Most-Used Pinch Hitter:
CJ Alexander & Tucker Bradley (3x)

Most Frequently Pinch-Hit For:
Angelo Castellano (7x)

PITCH TIMER VIOLATIONS CALLED ON OMAHA HITTERS (6)

DATE	INNING	UMPIRE	HITTER	COUNT AT CALL	BATTER RESULT (COUNT)
1. April 12 @ Iowa	▲ 9	Tom Hanahan	Samad Taylor (1)	0-1	Single (0-2)
2. June 3 vs. Memphis	▼ 8	Cody Clark	Johan Camargo (1)	0-0	Strikeout (0-2)
3. June 6 @ Indianapolis	▲ 1	Lew Williams	Dairon Blanco (1)	0-2	Strikeout (0-3)
4. June 20 @ Rochester	▲ 9	Steven Jaschinski	Tyler Gentry (1)	0-0	Strikeout (0-2)
5. June 24 @ Rochester	▲ 3	Chris Marco	José Briceño (1)	0-0	Strikeout (2-2)
6. June 24 @ Rochester	▲ 8	Chris Marco	Adeiny Hechavarria (1)	0-0	Walk (3-2)



PITCHING

vs. Left-Handed Starter	14-14
vs. Right-Handed Starter	26-26
WITH Left-Handed Starter	18-16
WITH Right-Handed Starter	23-23
0-4 strikeouts	1-1
5-9 strikeouts	23-25
10+ strikeouts	16-14
0 runs of support	0-11
1-4 runs of support	25-26
5-9 runs of support	13-4
10+ runs of support	2-0

SCORING

1-Run Games	6-12
2-Run Games	9-5
3-4-Run Games	12-10
5+ Run Games	13-13
Extra Innings	2-2
Shutouts	1-1
Doubleheaders	
Scoring 0-2 Runs	1-15
3-5 Runs	7-15
6-9 Runs	22-9
10+ Runs	10-1

Opponent 0-2 Runs	14-0
3-5 Runs	15-11
6-9 Runs	11-22
10+ Runs	0-7
Scored in 1st Inning	18-11
Opponent scored in 1st	16-14
Scores first	22-18
Opponent scores first	18-22

HITTING

Omaha 0-5 hits	3-12
6-9 hits	9-17
10+ hits	28-11
Opponent 0-5 hits	6-3
6-9 hits	22-15
10+ hits	12-22
Out-hit opponent	28-11
Out-hit by opponent	9-26
Hits are tied	3-3

Hit 0 home runs	9-17
1 home run	15-15
2 home runs	7-17
3+ home runs	9-2

Opponent hit 0 home runs	6-6
1 home run	14-14
2 home runs	8-10
3+ home runs	2-10

Leave 0-5 runners on base	8-15
6-9 on base	24-19
10+ on base	8-6

Opponent leaves 0-5 runners on base	5-8
6-9 on base	20-25
10+ on base	15-7

Steals 0 bases	9-15
1 base	3-7
2 bases	12-10
3+ bases	16-8

Opponent steals 0 bases	15-17
1 base	15-12
2 bases	9-6
3+ bases	2-7

FIELDING

Made 0 errors	26-11
1 error	9-21
2 errors	3-5
3+ errors	2-3
Opponent made 0 errors	16-18
1 error	13-14
2 errors	6-7
3+ errors	4-1

TEAM HIGHS

LONGEST WIN STREAK	11 Games * June 6 - June 18
LONGEST LOSING STREAK	5 Games (2x) Last: July 2 - July 6
LONGEST HOME WINNING STREAK	6 Games June 13 - June 18
LONGEST HOME LOSING STREAK	3 Games (3x) Last: June 13 - June 15
LONGEST ROAD WINNING STREAK	5 Games (2x) Last: June 6 - June 10
LONGEST ROAD LOSING STREAK	3 Games July 4 - July 6
LARGEST MARGIN OF VICTORY	11 Runs 4/1 @ Indianapolis (12-1 Win)
LARGEST MARGIN OF DEFEAT	13 Runs (2x) Last: 5/27 @ St. Paul (14-1 Loss)
LONGEST GAME, INNINGS	11 Innings 5/11 @ Scranton/Wilkes-Barre (4-3 Win)
LONGEST GAME, TIME	3:23 6/2 vs. Memphis (10-9 Win, 10 Innings)
LONGEST 9-INNING GAME, TIME	3:17 6/8 @ Indianapolis (15-7 Win)
SHORTEST 9-INNING GAME, TIME	2:14 (3x) Last: 7/4 @ Gwinnett (3-1 Loss)
SHORTEST GAME, TIME	1:46 7/2 vs. Iowa, G2 (6-2 Loss)
LARGEST COMEBACK WIN	6 Runs, After 4th 5/6 vs. Louisville (11-9 Win)
LARGEST MARGIN OF LEAD SURRENDERED (LOSS)	5 Runs, After 7th 6/4 vs. Memphis (6-5 Loss)
MOST ERRORS, TEAM	3 (5x) Last: 5/27 @ St. Paul (14-1 Loss)
MOST ERRORS, PLAYER	3 Angelo Castellano 5/27 @ St. Paul (14-1 Loss)
LARGEST CROWD, HOME	9,023 7/3 vs. Iowa (7-6 Loss)
LARGEST CROWD, ROAD	10,067 7/4 @ Gwinnett (3-1 Loss)
WARMEST FIRST PITCH	89 Degrees 6/29 vs. Iowa (8-3 Win)
COLDEST FIRST PITCH	35 Degrees 4/5 vs. Toledo (7-6 Loss)

OFFENSIVE HIGHS

MOST RUNS SCORED, GAME	16 5/17 vs. Toledo (16-8 Win)
MOST RUNS SCORED, INNING	10 5th Inning 6/8 @ Indianapolis (15-7 Win)
MOST CONSECUTIVE INNINGS SCORED	5 (2x) Last: 4th-8th Innings, 5/17 vs. Toledo (16-8 Win)
FEWEST HITS, GAME	2 5/20 vs. Toledo (4-1 Loss)
MOST HITS, GAME	18 5/17 vs. Toledo (16-8 Win)
MOST DOUBLES, GAME	7 5/17 vs. Toledo (16-8 Win)
MOST TRIPLES, GAME	2 7/6 @ Gwinnett (9-6 Loss)
MOST HOME RUNS, GAME	4 (3x) Last: 5/21 vs. Toledo (8-6 Win)
MOST EXTRA-BASE HITS, GAME	10 5/17 vs. Toledo (16-8 Win)
MOST RBI, GAME	15 (2x) Last: 6/8 @ Indianapolis (15-7 Win)
MOST RUNNERS LOB, GAME	15 5/16 vs. Toledo (9-2 Loss)
MOST TOTAL BASES, GAME	34 5/17 vs. Toledo (16-8 Win)
MOST WALKS, GAME	11 (2x) Last: 6/8 @ Indianapolis (15-7 Win)
FEWEST STRIKEOUTS, GAME	2 (2x) Last: 6/9 @ Indianapolis (6-2 Win)
MOST STRIKEOUTS, GAME	16 5/20 vs. Toledo (4-1 Loss)
FEWEST STRIKEOUTS, GAME	7 7/6 @ Gwinnett (9-6 Loss)
MOST STOLEN BASES, GAME	3 5/26 @ St. Paul (6-4 Win)
MOST HIT BY PITCHES	4 5/6 vs. Louisville (11-9 Win)

INDIVIDUAL OFFENSIVE HIGHS

MOST RUNS, GAME	3 (15x) Last: Brewer Hicklen, 6/30 vs. Iowa (6-5 Loss)
MOST HITS, GAME	4 (8x) Last: John Rave, 6/18 vs. Columbus (6-4 Win)
MOST DOUBLES, GAME	2 (13x) Last: Angelo Castellano, 7/5 @ Gwinnett (8-7 Loss, 10 Innings)
MOST TRIPLES, GAME	1 (14x) Last: Castellano & Gentry, 7/6 @ Gwinnett (9-6 Loss)
MOST HOME RUNS, GAME	2 (4x) Last: Nate Eaton, 6/17 vs. Columbus (13-4 Win)
MOST TOTAL BASES, GAME	13 Drew Waters 5/21 vs. Toledo (8-4 Win)
MOST RBI, GAME	6 Freddy Fermin 4/8 vs. Toledo (13-8 Win)
MOST WALKS, GAME	3 (14x) Last: Samad Taylor, 7/7 @ Gwinnett (7-1 Win)
MOST STRIKEOUTS, GAME	4 (4x) Last: Jermaine Palacios, 6/22 @ Rochester (8-4 Win)
MOST STOLEN BASES, GAME ^	4 (3x) Last: Samad Taylor, 7/5 @ Gwinnett (8-7 Loss, 10 Innings)
MOST HIT BY PITCHES, GAME	2 (2x) Last: Dairon Blanco, 5/25 @ St. Paul (8-6 Loss)
MOST SACRIFICE FLIES, GAME	2 (2x) Last: Samad Taylor, 4/30 @ Nashville (10-6 Win)
MOST DOUBLE PLAYS GROUND INTO, GAME	2 (4x) Last: Brewer Hicklen, 5/28 @ St. Paul (10-6 Loss)

PITCHING HIGHS

MOST RUNS ALLOWED, GAME	14 (3x) Last: 5/27 @ St. Paul (14-1 Loss)
MOST RUNS ALLOWED, INNING	9 7th Inning 5/28 @ St. Paul (10-6 Loss)
FEWEST HITS ALLOWED, GAME	3 (2x) Last: 6/29 vs. Iowa (8-3 Win)
MOST HITS ALLOWED, GAME	18 5/9 @ Scranton/Wilkes-Barre (14-2 Loss)
MOST TOTAL BASES ALLOWED, GAME	34 (2x) Last: 5/9 @ Scranton/Wilkes-Barre (14-2 Loss)
FEWEST STRIKEOUTS, GAME	3 4/18 vs. Gwinnett (4-1 Loss)
MOST STRIKEOUTS, GAME	15 5/11 @ Scranton/Wilkes-Barre (4-3 Win, 11 Innings)
FEWEST WALKS ALLOWED, GAME	0 7/2 vs. Iowa, G2 (6-2 Loss)
MOST WALKS ALLOWED, GAME	12 6/28 vs. Iowa (9-2 Loss)
MOST HOME RUNS ALLOWED, GAME	6 (2x) Last: 5/31 vs. Memphis (9-4 Loss)
MOST WILD PITCHES	4 4/21 vs. Gwinnett (7-3 Loss)

INDIVIDUAL PITCHING HIGHS

MOST RUNS ALLOWED, GAME	11, Jonathan Heasley 4/13 @ Iowa (14-1 Loss)
MOST EARNED RUNS ALLOWED, GAME ^	11, Jonathan Heasley 4/13 @ Iowa (14-1 Loss)
FEWEST HITS ALLOWED, GAME (STARTER)	1 (5x) Last: Brad Keller (2.0 IP), 7/2 vs. Iowa, G1 (11-1 Win)
MOST HITS ALLOWED, GAME	11, Jonathan Heasley 5/21 vs. Toledo (8-6 Win)
MOST HOME RUNS ALLOWED, GAME ^	5 (2x) Last: Austin Cox, 5/31 vs. Memphis (9-4 Loss)
MOST STRIKEOUTS	9 Ryan Yarbrough 6/29 vs. Iowa (8-3 Win)
MOST CONSECUTIVE STRIKEOUTS	5 Ryan Yarbrough 6/29 vs. Iowa (8-3 Win)
MOST WALKS ALLOWED, GAME	5 (2x) Last: Jonathan Heasley, 6/18 vs. Columbus (6-4 Win)
MOST HIT BATTERS, GAME	2 (4x) Last: Jackson Kowar, 7/4 @ Gwinnett (3-1 Loss)
MOST INNINGS PITCHED, STARTER	7.0, Jonathan Heasley 4/19 vs. Gwinnett (6-2 Loss)
MOST PITCHES THROWN, STARTER	104, Jonathan Heasley 4/25 @ Nashville (8-3 Loss)
MOST INNINGS PITCHED, RELIEVER	4.1 (2x) Last: Jonathan Bowlan, 7/2 vs. Iowa, G1 (11-1 Win)
MOST PITCHES THROWN, RELIEVER	94, Jonathan Bowlan 7/2 vs. Iowa, G1 (11-1 Win)

^ Indicates Storm Chasers Record Tied

* Indicates Storm Chasers Record Set

STATCAST LEADERS (TOP 10)

LONGEST MEASURED HOMER DISTANCE			HIGHEST BATTED BALL EXIT VELOCITY			HIGHEST PITCH VELOCITY			HIGHEST PITCH SPIN RATE		
Player	Distance (Pitcher)	Date	Player	Exit Velo (Batted Ball Type)	Date	Player	Pitch Velo (Pitch Result)	Date	Player	Spin Rate (Pitch Type)	Date
Tyler Gentry	471 (2-Run off Connor Thomas)	5/30 vs. MEM	CJ Alexander	115.3 (Double vs. Reese Olson)	4/7 vs. TOL	Will Klein	100.7 (Richie Martin, Foul Ball)	6/21 @ ROC	Josh Dye	3,329 (81.2MPH Changeup vs. Joe Hudson)	4/21 vs. GWN
Dairon Blanco	445 (Solo off Simeon Woods Richardson)	5/23 @ STP	Drew Waters	111.8 (Double vs. Sam Clay)	5/19 vs. TOL	Will Klein	100.3 (Jake Slaughter, Strikeout)	7/3 vs. IOW	Jon Heasley	3,090 (93.8MPH 45-Fastball vs. Abraham Toro)	4/30 @ NAS
Brewer Hicklen	443 (3-Run off Miguel Diaz)	5/18 vs. TOL	Brewer Hicklen	111.7 (Single vs. Kent Emanuel)	6/9 @ IND	Will Klein	100.2 (Richie Martin, Foul Ball)	6/21 @ ROC	Josh Staumont	3,058 (81.0MPH Curveball vs. Miguel Andujar)	3/31 @ IND
Nick Loftin	433 (3-Run off Brent Headrick)	5/24 @ STP	CJ Alexander	110.6 (Lineout vs. Cody Bolton)	6/10 @ IND	Will Klein	100.2 (Zack Collins, Strikeout)	6/14 vs. COL	Jonah Dipoto	3,028 (82.2MPH Slider vs. Vaughn Grissom)	7/4 @ GWN
Tyler Gentry	431 (3-Run off Hunter Stratton)	6/10 @ IND	Brewer Hicklen	110.4 (Double vs. Robert Gasser)	4/30 @ NAS	Will Klein	99.9 (Matt Mervis, Strikeout)	7/3 vs. IOW	Jonah Dipoto	3,010 (80.5MPH Curveball vs. Kramer Robertson)	5/31 vs. MEM
Freddy Fermin	428 (2-Run off Ashton Goudeau)	4/8 vs. TOL	CJ Alexander	109.9 (Homer vs. Mitch Spence)	5/14 @ SWB	Will Klein	99.7 (Alex Call, Single)	6/25 @ ROC	Jonah Dipoto	3,008 (80.8MPH Slider vs. Masyn Winn)	5/31 vs. MEM
Brewer Hicklen	426 (Solo off Ryan Loutos)	6/1 vs. MEM	Dairon Blanco	109.6 (Double Play vs. Kervin Castro)	4/7 vs. TOL	Will Klein	99.3 (Richie Martin Foul Ball)	6/25 @ ROC	Jonah Dipoto	3,004 (81.1MPH Slider vs. Ivan Herrera)	5/31 vs. MEM
Johan Camargo	426 (Solo off Randy Dobnak)	5/27 @ STP	Brewer Hicklen	109.5 (Homer vs. DJ. Snetten)	5/14 @ SWB	Will Klein	99.3 (Alex Call, Single)	6/21 @ ROC	Jonah Dipoto	3,004 (80.0MPH Curveball vs. Ivan Herrera)	5/31 vs. MEM
Jakson Rietz	426 (Solo off Andrew Abbott)	5/7 vs. LOU	Brewer Hicklen	109.4 Groundout vs. Tyler Chatwood	6/10 @ IND	Jakson Kowar	99.3 (Justin Dean, Ball)	4/18 vs. GWN	Jonah Dipoto	3,002 (80.8MPH Slider vs. Luken Baker)	6/2 vs. MEM
Nate Eaton	422 (Solo off Nick Neidert)	7/2 vs. IOW	Nate Eaton	109.1 (Single vs. Caleb Simpson)	6/17 vs. COL	Will Klein	99.2 (Nelson Velazquez, Strikeout)	6/29 vs. IOW	Drew Parrish	3,000 (86.7MPH Sinker vs. Nick Solak)	4/22 vs. GWN



THE LAST TIME OMAHA...

THREW A PERFECT GAME.....
THREW A 9-INNING NO-HITTER.....6/20/1988 vs. Columbus (Luis Aquino, 2-0 win)
THREW A 7-INNING NO-HITTER.....7/13/1990 @ Iowa [G1] (Gene Walter, 3-0 win)
THREW A COMBINED NO-HITTER.....4/17/1997 vs. Oklahoma City (Jim Converse and Allen McMill, 2-0 win)

THREW A COMBINED 1-HITTER (9 Innings).....8/26/2019 vs. Nashville (5-0 Win)
Pitchers: Arnaldo Hernandez (8.0 IP), Gabe Speier (1.0 IP)
THREW A COMBINED 1-HITTER (7 Innings).....
THREW A COMBINED 2-HITTER (9 Innings).....6/12/2022 vs. Lehigh Valley (10-0 Win)
Pitchers: Zack Grelenke (5.0 IP), Andrés Núñez (1.0 IP), Marcelo Martínez (2.0 IP) & Brad Peacock (1.0 IP)
THREW A COMBINED 2-HITTER (7 Innings).....
GOT NO-HIT (9 INNINGS).....June 7, 2017 vs. Nashville (4-0 Loss)
Pitchers: Chris Smith, Sean Doolittle, Tucker Healy and Simon Castro,

GOT NO-HIT (LESS THAN 9 INNINGS).....8/15/2021 vs. Iowa (10-0 Loss)
GOT 1-HIT.....5/20/2023 vs. Toledo (4-1 Loss)
GOT 2-HIT.....

THREW A COMBINED 9-INNING SHUTOUT.....5/18/2023 vs. Toledo (9-0 Win)
Pitchers: Austin Cox (5.0 IP), Evan Sisk (1.0 IP), Dylan Coleman (1.0 IP), Collin Snider (1.0 IP), Nick Wittgren (1.0 IP)
THREW SHUTOUTS IN 3 STRAIGHT GAMES.....8/7/2018 vs. Salt Lake and 8/9 and 8/10/2018 @ Round Rock (5-0, 9-0, 2-0)
THREW BACK-TO-BACK SHUTOUTS.....8/9 and 8/10/2018 @ Round Rock (9-0 Win & 2-0 Win)
GOT SHUT OUT (9 INNINGS).....4/26/2023 @ Nashville (5-0 Loss)
GOT SHUT OUT IN BACK-TO-BACK GAMES.....7/23 and 7/24/2022 vs. Iowa (10-0 Loss, 7-0 Loss)
GOT SHUT OUT IN 3 STRAIGHT GAMES.....N/A (Since 2005)
GOT SHUT OUT (LESS THAN 9 INNINGS).....5/28, 2022 @ Louisville [G2] (3-0 Loss)

HAD A 11-GAME WINNING STREAK.....June 6 to June 18, 2023
HAD A 10-GAME WINNING STREAK.....June 5 to June 16, 2012
HAD A 9-GAME WINNING STREAK.....May 22 to June 1, 2021
HAD A 8-GAME WINNING STREAK.....May 23 to May 30, 2010
HAD A 7-GAME WINNING STREAK.....July 21 to July 26, 2015
HAD A 6-GAME WINNING STREAK.....August 25 to August 31, 2021

LOST 10 GAMES IN A ROW.....August 6 to August 16, 2006
LOST 8 GAMES IN A ROW.....June 6 to June 14, 2016
LOST 7 GAMES IN A ROW.....April 20 to April 28, 2019
LOST 6 GAMES IN A ROW.....May 4 to May 9, 2018

STRUCK OUT 19+ OPPOSING HITTERS.....5/6/2021 vs. St. Paul (19)
STRUCK OUT 17+ OPPOSING HITTERS.....5/6/2021 vs. St. Paul (19)
STRUCK OUT 15+ OPPOSING HITTERS.....5/11/2023 @ Scranton/Wilkes-Barre (15)
STRUCK OUT 10+ OPPOSING HITTERS.....7/7/2023 @ Gwinnett (11)

SCORED 20+ RUNS IN ONE GAME.....7/4/2022 vs. Toledo (20)
SCORED 15+ RUNS IN ONE GAME.....6/8/2023 @ Indianapolis (15)
SCORED 10+ RUNS IN ONE GAME.....7/3/2023 vs. Iowa, G1 (11)
ALLOWED 20+ RUNS IN ONE GAME.....9/11/2021 @ St. Paul (21)
ALLOWED 15+ RUNS IN ONE GAME.....9/11/2022 vs. Indianapolis (19)
ALLOWED 10+ RUNS IN ONE GAME.....6/1/2023 vs. Memphis (12)

HAD 27+ HITS IN ONE GAME.....7/4/2022 vs. Toledo (27)
HAD 25+ HITS IN ONE GAME.....7/4/2022 vs. Toledo (27)
HAD 20+ HITS IN ONE GAME.....7/4/2022 vs. Toledo (27)
HAD 15+ HITS IN ONE GAME.....7/3/2023 vs. Iowa, G1 (16)
HAD 10+ HITS IN ONE GAME.....7/7/2023 @ Gwinnett (13)
ALLOWED 22+ HITS IN ONE GAME.....8/2/2019 @ Reno (23)
ALLOWED 20+ HITS IN ONE GAME.....8/2/2019 @ Reno (23)
ALLOWED 15+ HITS IN ONE GAME.....5/27/2023 @ St. Paul (16)
ALLOWED 10+ HITS IN ONE GAME.....7/5/2023 @ Gwinnett (10)

WALKED 14+ TIMES IN ONE GAME.....4/14/2022 vs. Louisville (14)
WALKED 10+ TIMES IN ONE GAME.....6/10/2023 @ Indianapolis (10)
WALKED 8+ TIMES IN ONE GAME.....7/7/2023 @ Gwinnett (8)
ALLOWED 13+ WALKS IN ONE GAME.....5/8/2007 vs. Sacramento (13)
ALLOWED 10+ WALKS IN ONE GAME.....6/28/2023 vs. Iowa (12)
ALLOWED 8+ WALKS IN ONE GAME.....6/28/2023 vs. Iowa (12)

HIT 9+ HOME RUNS IN A GAME.....7/3/2022 vs. Toledo (9)
HIT 7+ HOME RUNS IN A GAME.....7/3/2022 vs. Toledo (9)
HIT 5+ HOME RUNS IN A GAME.....7/3/2022 vs. Toledo (9)
HIT 3+ HOME RUNS IN A GAME.....6/29/2023 vs. Iowa (3)
ALLOWED 7+ HOME RUNS IN A GAME.....9/5/2021 vs. Toledo (7)
ALLOWED 5+ HOME RUNS IN A GAME.....5/31/2023 vs. Memphis (6)
ALLOWED 3+ HOME RUNS IN A GAME.....7/6/2023 @ Gwinnett (3)

HAD 2 PLAYERS HIT 2 HOME RUNS IN A GAME.....Nate Eaton & Roman Quinn, 7/4/2022 vs. Toledo (20-6 win)
HIT BACK-TO-BACK HOME RUNS.....4/5/2023 vs. Toledo, 6th inning (7-6 loss)
HIT 3 STRAIGHT HOME RUNS.....Tyler Gentry (3-run) & Logan Porter (solo), 5/21/2021 @ Iowa, 9th Inning (9-8 loss)
Anderson Miller (2-run), Sebastian Rivero (solo), Gabriel Cancel (solo)

SCORED 10+ RUNS IN AN INNING.....10 Runs, 5th Inning - 6/8/2023 @ Indianapolis (15-7 win)
SCORED 7+ RUNS IN AN INNING.....7 Runs, 4th Inning - 6/17/2023 vs. Columbus (13-4 win)
SCORED 5+ RUNS IN AN INNING.....5 Runs, 6th Inning - 7/7/2023 @ Gwinnett (7-1 win)
SCORED 5+ RUNS IN AN EXTRA INNING.....6 Runs, 11th Inning - 8/3/2021 @ Columbus (11-7 win)
ALLOWED 10+ RUNS IN AN INNING.....10 Runs, 6th Inning - 7/16/2012 vs. Oklahoma City (16-6 loss)
ALLOWED 7+ RUNS IN AN INNING.....7 Runs, 4th Inning - 6/2/2023 vs. Memphis (10-9 win)
ALLOWED 5+ RUNS IN AN INNING.....6 Runs, 4th Inning - 7/6/2023 @ Gwinnett (9-6 loss)
ALLOWED 5+ RUNS IN AN EXTRA INNING.....6 Runs, 12th Inning - 7/7/2017 vs. Colorado Springs (8-4 loss)

WON A GAME BY 15+ RUNS.....14 Runs - 7/4/2023 vs. Toledo (20-6 win)
WON A GAME BY 10+ RUNS.....10 Runs - 7/3/2023 vs. Iowa, G1 (11-1 win)
LOST A GAME BY 15+ RUNS.....16 Runs - 9/11/2022 vs. Indianapolis, (19-3 loss)
LOST A GAME BY 10+ RUNS.....14 Runs - 5/27/2023 @ St. Paul (14-1 loss)

SCORED 12+ RUNS IN CONSECUTIVE GAMES.....9/25/2021 and 9/26/2021 vs. Indianapolis (12-3 Win & 17-12 loss)
SCORED 10+ RUNS IN CONSECUTIVE GAMES.....6/26/2022 vs. Columbus & 6/28/2022 @ St. Paul (17-4 Win, 11-2 win)
SCORED JUST ONE RUN WITHOUT AN RBI.....5/4/2019 vs. Iowa (6-1 loss)
SCORED MULTIPLE RUNS WITHOUT AN RBI.....4/30/2018 @ Iowa (10-3 loss)
SCORED MORE RUNS THAT RECORDED HITS.....6/14/2023 vs. Columbus (6-1 win, 6 runs on 5 hits)

TURNED 6 DOUBLE PLAYS IN ONE GAME.....8/25/08 vs. New Orleans
TURNED 5 DOUBLE PLAYS IN ONE GAME.....4/1/2023 @ Indianapolis
TURNED 4 DOUBLE PLAYS IN ONE GAME.....5/9/2023 @ Scranton/Wilkes-Barre
TURNED 3+ DOUBLE PLAYS IN ONE GAME.....6/16/2023 vs. Columbus (3)
TURNED A TRIPLE PLAY.....5/13/1992 @ Denver, 1st Inning (3-2 win)
5-4-3 (Fielders: Sean Berry to Stu Cole to Jeff Conine | Batter: Jim Tatum)

HIT INTO A TRIPLE PLAY.....4/17/2015 vs. New Orleans, Cheslor Cuthbert, 1st Inning (5-3 loss)
.....5-3-4-6-5-3 (Fielders: Derek Dietrich to Justin Bour to Scott Sizemore to Miguel Rojas to Dietrich to Bour)

COMMITTED 6 ERRORS.....5/10/2012 @ Sacramento
COMMITTED 5 ERRORS.....4/16/2006 @ Memphis
COMMITTED 4 ERRORS.....6/29/2022 @ St. Paul
COMMITTED 3+ ERRORS.....5/27/2023 @ St. Paul (3)

EVERY STORM CHASER IN THE STARTING LINEUP HAD A HIT.....6/29/2023 vs. Iowa
EVERY STORM CHASER IN THE STARTING LINEUP SCORED A RUN.....6/17/2023 vs. Columbus
EVERY STORM CHASER IN THE STARTING LINEUP HAD A HIT AND SCORED A RUN.....
LINEUP BATTED AROUND TWICE IN ONE GAME.....3rd and 4th Innings - 6/17/2023 vs. Columbus

WON ON THE LAST AT-BAT OF THE GAME (WALK-OFF WIN).....6/2/2023 vs. Memphis (10-9 Win, 10 innings)
LOST ON THE LAST AT-BAT OF THE GAME (WALK-OFF LOSS).....7/5/2023 @ Gwinnett (8-6 Loss, 10 innings)
PLAYED BACK-TO-BACK EXTRA-INNING GAMES.....7/2 and 7/3/2019 @ Round Rock (7-6 Loss & 9-8 Loss, both 10 innings)

WON BOTH GAMES OF A DOUBLEHEADER.....8/22/2022 vs. Scranton/Wilkes-Barre (9-4 Win & 12-10 Win)
PITCHED SHUTOUTS IN BOTH GAMES OF A DOUBLEHEADER.....N/A (Since 2005)
LOST BOTH GAMES OF A DOUBLEHEADER.....8/29/2018 vs. Colorado Springs (3-2 Loss & 7-0 Loss)
SHUT OUT IN BOTH GAMES OF A DOUBLEHEADER.....6/2/2013 vs. Memphis (3-0 Loss, 5-0 Loss)

OPPOSING HITTER HAD A 3-HOMER GAME.....Christian Encarnacion-Strand, 5/4/2023 vs. Louisville
OPPOSING HITTER HIT FOR THE A CYCLE.....Matt McClain, 5/4/2023 vs. Louisville

THE LAST TIME AN OMAHA HITTER...

HAD 6 HITS IN ONE GAME.....Matt Diaz, 7/27/2005 @ Portland
HAD 5 HITS IN ONE GAME.....Dairon Blanco, 9/15/2022 @ Columbus
HAD 4 HITS IN ONE GAME.....John Rave, 6/18/2023 vs. Columbus
HAD 3 HITS IN ONE GAME.....Paxton Wallace, 7/7/2023 @ Gwinnett

HIT 3 HOME RUNS IN ONE GAME.....Ryan McBroom, 6/13/2021 @ St. Paul
HAD 2 HOME RUNS IN ONE GAME.....Nate Eaton, 6/17/2023 vs. Columbus
HIT 2 TRIPLES IN ONE GAME.....Angel Franco, 5/6/2016 @ Iowa
HAD 4 DOUBLES IN ONE GAME.....Jordan Parraz, 5/18/2010 @ Las Vegas
HIT 3 DOUBLES IN ONE GAME.....Dairon Blanco, 9/15/2022 @ Columbus
HAD 2 DOUBLES IN ONE GAME.....Angelo Castellano, 7/5/2023 @ Gwinnett
HIT 2 SACRIFICE FLIES IN ONE GAME.....Samad Taylor, 4/30/2023 @ Nashville

HIT A GRAND SLAM.....Adeiny Hechavarria, 6/22/2023 @ Rochester
HIT AN INSIDE-THE PARK HOME RUN.....John Rave, 6/18/2023 vs. Columbus
LED OFF A HOME GAME WITH A HOME RUN.....Nate Eaton, 6/17/2023 vs. Columbus
LED OFF A ROAD GAME WITH A HOME RUN.....Drew Waters, 8/16/2022 @ Louisville
HIT A PINCH-HIT HOME RUN.....Elier Hernández, 5/22/2019 vs. Iowa
HIT A WALK-OFF HOME RUN.....Nate Eaton, 5/31/2022 vs. Indianapolis
HAD A WALK-OFF GRAND SLAM.....Jimmy Goveas, 5/7/2022 vs. Columbus
HIT A WALK-OFF PINCH-HIT HOME RUN.....Chad Santos, 8/23/2005 vs. New Orleans
HIT FOR THE CYCLE.....Jimmy Paredes, 5/12/2014 vs. New Orleans

HAD 11 RBI IN ONE GAME.....Mike Moustakas, 8/30/2010 vs. Round Rock
HAD 9 RBI IN ONE GAME.....Brett Eibner, 4/9/2014 vs. Memphis
HAD 8 RBI IN ONE GAME.....Jimmy Paredes, 5/12/2014 vs. New Orleans
HAD 7 RBI IN ONE GAME.....Brett Hayes, 4/14/2013 vs. Nashville
HAD 6 RBI IN ONE GAME.....Freddy Fermin, 4/8/2023 vs. Toledo
HAD 5 RBI IN ONE GAME.....Tyler Gentry, 6/8/2023 @ Indianapolis
HAD 4 RBI IN ONE GAME.....Adeiny Hechavarria, 6/22/2023 @ Rochester

SCORED 5 RUNS IN ONE GAME.....Brett Eibner, 5/12/2014 vs. New Orleans
SCORED 4 RUNS IN ONE GAME.....Maikel Garcia, 9/15/2022 @ Columbus
SCORED 3 RUNS IN ONE GAME.....Brewer Hicklen, 6/30/2023 vs. Iowa

WALKED 4 TIMES IN ONE GAME.....MJ Melendez, 8/22/2022 vs. Columbus
WALKED 3 TIMES IN ONE GAME.....Samad Taylor, 7/7/2023 @ Gwinnett

STOLE 4 BASES IN ONE GAME.....Samad Taylor, 7/5/2023 @ Gwinnett
STOLE 3 BASES IN ONE GAME.....Dairon Blanco, 6/10/2023 @ Indianapolis
STOLE 2 BASES IN ONE GAME.....Samad Taylor, 6/14/2023 vs. Columbus

STRUCK OUT 5 TIMES IN ONE GAME.....Drew Waters, 8/10/2022 @ Toledo
STRUCK OUT 4 TIMES IN ONE GAME.....Jermaine Palacios, 6/22/2023 @ Rochester
STRUCK OUT 3 TIMES IN ONE GAME.....John Rave, 7/7/2023 @ Gwinnett

REACHED BASE 6 TIMES IN ONE GAME.....Nicky Lopez, 7/27/2018 @ Fresno
REACHED BASE 5 TIMES IN ONE GAME.....Samad Taylor, 6/10/2023 @ Indianapolis
REACHED BASE 4 TIMES IN ONE GAME.....Tyler Gentry, 7/7/2023 @ Gwinnett

REACHED BASE IN EVERY TRIP TO THE PLATE (6 PA).....Brett Eibner, 4/9/2014 vs. Memphis
REACHED BASE IN EVERY TRIP TO THE PLATE (5 PA).....Dairon Blanco, 5/25/2023 @ St. Paul
REACHED BASE IN EVERY TRIP TO THE PLATE (4 PA).....John Rave, 7/2/2023 vs. Iowa [G1]
REACHED BASE IN EVERY TRIP TO THE PLATE (3 PA).....Angelo Castellano, 7/2/2023 vs. Iowa [G1]

HAD 2 HOME RUNS IN THE SAME INNING.....Brett Eibner: 5th Inning, 5/12/2015 vs. Memphis
HAD 2 DOUBLES IN THE SAME INNING.....Clay Dungan: 6th Inning, 2/26/2022 vs. Columbus
HAD 2 HITS IN THE SAME INNING.....Angelo Castellano: 3rd Inning, 7/2/2023 vs. Iowa [G1]
HAD 2 WALKS IN THE SAME INNING.....Samad Taylor: 5th Inning, 6/8/2023 @ Indianapolis
REACHED 2 TIMES IN THE SAME INNING.....Angelo Castellano: 3rd Inning, 7/2/2023 vs. Iowa [G1]
SCORED 2 RUNS IN THE SAME INNING.....Dairon Blanco & Samad Taylor: 5th Inning, 6/8/2023 @ Indianapolis

HIT HOME RUNS IN 6 STRAIGHT GAMES.....Steve Sisco, June 13 to June 21, 1998
HIT HOME RUNS IN 5 STRAIGHT GAMES.....Cory Aldridge, July 27 to August 8, 2009
HIT HOME RUNS IN 4 STRAIGHT GAMES.....Nick Pratto, August 19 to August 22, 2021
HIT HOME RUNS IN 3 STRAIGHT GAMES.....Brent Rooker, September 23 to September 26, 2022
HIT HOME RUNS IN BACK-TO-BACK GAMES.....CJ Alexander, June 7 and 8, 2023
HIT HOME RUNS IN BOTH GAMES OF A DOUBLEHEADER.....Nick Pratto, 4/7/2022 @ Indianapolis
HIT HOME RUNS FROM BOTH SIDES OF THE PLATE, GAME.....Tim Raines Jr., 8/20/2009 @ Tacoma
HIT HOME RUN IN FIRST OMAHA AT-BAT.....Jakson Reetz, 8/28/2022 vs. Scranton/WB [G1]

HAD 2+ HITS IN 7 STRAIGHT GAMES.....Johnny Giavotella, August 3 to August 14, 2014
HAD 2+ HITS IN 6 STRAIGHT GAMES.....Dairon Blanco, September 10 to September 17, 2022
HAD 2+ HITS IN 5 STRAIGHT GAMES.....MJ Melendez, September 25 to October 2, 2021

HAD A 20+ GAME HITTING STREAK.....Frank Schwindel, 20 Games: July 22 to August 13, 2018
HAD A 18+ GAME HITTING STREAK.....Frank Schwindel, 20 Games: July 22 to August 13, 2018
HAD A 16+ GAME HITTING STREAK.....Frank Schwindel, 20 Games: July 22 to August 13, 2018
HAD A 14+ GAME HITTING STREAK.....Dairon Blanco, 15 Games: May 15 to July 10, 2022
HAD A 12+ GAME HITTING STREAK.....Nick Loftin, 12 Games: May 16 to May 30, 2023

HAD A 40+ GAME REACHED BASE STREAK.....Shane Costa, 46 Games: April 14 to August 8, 2007
HAD A 35 to 39 GAME REACHED BASE STREAK.....Alex Gordon, 39 Games: May 9 to June 19, 2010
HAD A 30 to 34 GAME REACHED BASE STREAK.....Logan Porter, 30 Games: May 25 to July 5, 2023
HAD A 25 to 29 GAME REACHED BASE STREAK.....Kelvin Gutiérrez, 25 Games: April 5 to June 16, 2019
HAD A 20 to 24 GAME REACHED BASE STREAK.....Dairon Blanco, 21 Games: May 13 to June 10, 2023

THE LAST TIME AN OMAHA PITCHER...

THREW A 1-HITTER (9 Innings).....Luis Mendoza, 7/18/2011 @ Memphis
THREW A 1-HITTER (7 Innings).....Jeff Suppan, 6/21/2011 @ Nashville
THREW A 2-HITTER (9 Innings).....Arnaldo Hernandez, 7/21/2018 vs. Round Rock [G1]
THREW A 2-HITTER (7 Innings).....

THREW A 9-INNING COMPLETE GAME SHUTOUT.....Luis Mendoza, 7/18/2011 @ Memphis
THREW A 7-INNING COMPLETE GAME SHUTOUT.....Jake Kalish, 7/2/2018 vs. Nashville [G1]
THREW A 5-INNING COMPLETE GAME SHUTOUT.....Anthony Lerew, 8/31/2010 vs. Round Rock

THREW A 9-INNING COMPLETE GAME.....Arnaldo Hernandez, 8/15/2018 vs. Oklahoma City
THREW AN 8-INNING COMPLETE GAME.....John Lannan, 6/16/2016 @ Oklahoma City
THREW A 7-INNING COMPLETE GAME.....Austin Cox, 8/28/2022 vs. Scranton/WB [G1]
THREW A 6-INNING COMPLETE GAME.....Matt Wright, 8/8/2008 @ Nashville [G2]
THREW A 5-INNING COMPLETE GAME.....Trevor Oaks, 6/6/2018 vs. Salt Lake

STRUCK OUT 12 IN A GAME.....Jakob Junis, 5/26/2017 @ Nashville
STRUCK OUT 11 IN A GAME.....John Lamb, 7/9/2014 vs. Iowa
STRUCK OUT 10 IN A GAME.....Jackson Kowar, 7/3/2021 @ St. Paul

WALKED 7 IN A GAME.....Josh Staumont, 5/24/2017 @ Nashville
WALKED 6 IN A GAME.....Drew Pugh, 6/22/2022 vs. Columbus
WALKED 5 IN A GAME.....Jonathan Heasley, 6/18/2023 vs. Columbus

ALLOWED 6 HOME RUNS IN A GAME.....Matt Wright, 8/18/2007 vs. Albuquerque
ALLOWED 5 HOME RUNS IN A GAME.....Austin Cox, 5/31/2023 vs. Memphis
ALLOWED 4 HOME RUNS IN A GAME.....Jake Kalish, 9/24/2021 vs. Indianapolis
ALLOWED 3 HOME RUNS IN A GAME.....Jonathan Bowlan, 6/22/2023 @ Rochester
ALLOWED 2+ HOME RUNS IN A GAME.....Max Castillo, 7/6/2023 @ Gwinnett

THREW 120+ PITCHES IN A GAME.....Brett Tomko, 5/8/2014 @ Round Rock (127)
THREW 115+ PITCHES IN A GAME.....Luke Farrell, 6/8/2017 vs. Nashville (116)
THREW 110+ PITCHES IN A GAME.....Christian Binford, 9/3/2017 vs. Iowa (110)
THREW 100+ PITCHES IN A GAME.....Max Castillo, 6/3/2023 vs. Memphis (100)
THREW 95+ PITCHES IN A GAME.....Alec Marsh, 6/25/2023 @ Rochester (97)
THREW 90+ PITCHES IN A GAME.....Jonathan Bowlan, 7/2/2023 vs. Iowa, G1 (94)

THREW A QUALITY START.....Ryan Yarbrough, 7/6/2023 @ Gwinnett
WON HIS OMAHA DEBUT.....Jonathan Bowlan, 6/22/2023 @ Rochester
THREW A AN IMMACULATE INNING.....Anthony Swarzak, 6/3/2021 vs. Iowa

AFTER-INNING RECORDS

	LEADING	TRAILING	TIED
AFTER 1 INNING	16 - 9	10 - 11	15 - 21
AFTER 2 INNINGS	27 - 10	11 - 16	4 - 14
AFTER 3 INNINGS	25 - 11	7 - 21	9 - 9
AFTER 4 INNINGS	30 - 12	7 - 24	4 - 5
AFTER 5 INNINGS	31 - 12	7 - 26	3 - 4
AFTER 6 INNINGS	32 - 10	6 - 29	3 - 2
AFTER 7 INNINGS	33 - 7	5 - 29	2 - 4
AFTER 8 INNINGS	35 - 2	2 - 32	3 - 5

STORM CHASERS BIG INNINGS

DATE	INNING	RUNS
1. June 8 @ Indianapolis	Top 5th	10
2. June 17 vs. Columbus	Bottom 4th	7
May 17 vs. Toledo	Bottom 1st	7
April 2 @ Indianapolis	Top 8th	7
5. July 2 vs. Iowa [G1]	Bottom 3rd	6
June 2 vs. Memphis	Bottom 5th	6
May 18 vs Toledo	Bottom 8th	6
April 8 vs. Toledo	Bottom 3rd	6

SCORE BY INNINGS

	1	2	3	4	5	6	7	8	9	10	11+	TOTAL
Omaha	59	46	57	52	70	53	44	48	41	1	1	472
Opponents	49	50	47	46	49	75	49	58	36	2	0	461
Difference	10	-4	10	6	21	-22	-5	-10	5	-1	1	11

SCORE BY INNINGS v. GWINNETT	1	2	3	4	5	6	7	8	9	10	11+	TOTAL
Omaha	6	6	4	4	5	8	1	2	1	0	0	37
Gwinnett	5	3	6	12	4	7	6	5	6	1	0	55
vs. Gwinnett Difference	1	3	-2	-8	1	1	-5	-3	-5	-1	0	-18

MULTI-RUN INNINGS

	2	3	4	5	6	7	8	9	10+	TOTAL
Storm Chasers	61	30	16	3	4	3	-	-	1	118
Opponents	63	26	11	5	5	2	1	1	-	114

RECORD BY RUNS SCORED/ALLOWED

RUNS	0	1	2	3	4	5	6	7	8	9	10	11	12	13+
SCORED	0 - 1	0 - 5	1 - 10	1 - 6	5 - 4	1 - 5	8 - 8	4 - 1	5 - 0	5 - 0	3 - 1	3 - 0	1 - 0	4 - 0
ALLOWED	1 - 0	6 - 0	6 - 0	6 - 2	5 - 6	2 - 3	4 - 6	1 - 4	3 - 6	2 - 7	0 - 2	0 - 0	0 - 2	0 - 3

RECORD BY MARGIN OF VICTORY/DEFEAT

1 Run	2 Runs	3 Runs	4 Runs	5 Runs	6 Runs	7 Runs	8 Runs	9 Runs	10+ Runs
6 - 12	9 - 5	3 - 7	9 - 4	6 - 3	1 - 4	0 - 3	3 - 0	2 - 0	2 - 3

2023 STORM CHASERS MONTH BY MONTH

HITTING

MONTH	AVG	G	AB	R	H	TB	2B	3B	HR	RBI	BB	IBB	SO	SB	CS	OBP	SLG	OPS	SAC	SF	HBP	GIDP	LOB
MARCH	.300	1	40	8	12	16	2	1	0	8	9	0	12	5	0	.429	.400	.829	0	0	0	0	14
APRIL	.250	24	799	124	200	352	49	2	33	118	99	0	204	38	8	.337	.441	.778	1	11	11	24	156
MAY	.269	26	885	148	238	386	53	7	27	131	120	0	218	58	13	.366	.436	.802	1	6	19	28	198
JUNE	.281	24	804	152	226	362	55	3	25	142	125	2	216	45	7	.380	.450	.830	7	15	13	20	184
JULY	.287	7	230	40	66	114	17	2	9	37	25	0	59	10	4	.355	.496	.851	0	3	1	5	43
AUGUST																							
SEPTEMBER																							
TOTAL	.269	82	2758	472	742	1230	176	15	94	436	378	2	709	156	32	.362	.446	.808	9	35	44	77	595

PITCHING

MONTH	W	L	ERA	G	GS	CG	SHO	GF	HLD	SV	SVO	IP	H	R	ER	HR	HB	BB	SO	WP	BK	WHIP	AVG
MARCH	1	0	6.00	1	1	0	0	1	0	1	1	9.0	11	6	6	1	1	2	7	0	1	1.44	.297
APRIL	9	15	5.65	24	24	0	0	24	11	3	7	212.0	238	149	133	30	17	104	198	16	2	1.61	.284
MAY	12	14	5.61	26	26	0	1	26	17	6	12	229.1	247	162	143	46	15	126	235	13	1	1.63	.278
JUNE	17	7	4.35	24	24	0	0	24	17	6	11	215.1	187	109	104	26	7	127	219	13	1	1.46	.232
JULY	2	5	5.21	7	7	0	0	7	1	1	4	57.0	50	35	33	9	2	31	66	0	0	1.42	.238
AUGUST																							
SEPTEMBER																							
TOTAL	41	41	5.22	82	82	0	1	82	46	17	35	722.2	733	461	419	112	42	390	725	42	5	1.55	.264

2023 WALK-OFF TRACKER (1 FOR, 7 AGAINST)

GAME #	DATE	OPPONENT	FINAL (INN.)	PLAYER	WINNING RUN	PITCHER	HOW	OUTS	COUNT
23	April 28	@ Nashville	L, 4-3 (9)	Brian Navarreto	Skye Bolt	Josh Dye	Throwing error by 3B Maikel Garcia	2	1-0
24	April 29	@ Nashville	L, 6-5 (10)	Keston Hiura	Eddy Alvarez	Evan Sisk	Infield single to SS Angelo Castellano	1	2-1
33	May 10	@ Scranton/WB	L, 4-3 (9)	Michael Hermosillo	Dylan Coleman	Dylan Coleman	Solo home run to LF	0	2-1
36	May 13	@ Scranton/WB	L, 8-6 (9)	Ben Rortvedt	Estevan Florial	Brooks Kriske	3-run home run to RCF	1	2-2
45	May 24	@ St. Paul	L, 6-5 (9)	Jose Miranda	Andrew Stevenson	Brooks Kriske	RBI single to LF	0	1-1
53	June 2	vs. Memphis	W, 10-9 (10)	Dairon Blanco	Brewer Hicklen	Jake Walsh	Sacrifice fly to RF	1	2-2
71	June 24	@ Rochester	L, 3-2 (9)	Richie Martin	Richie Martin	Christian Chamberlain	Wild Pitch	1	1-0
80	July 5	@ Gwinnett	L, 8-7 (10)	Luke Williams	Braden Shewmake	Brooks Kriske	RBI single to LF	0	2-1

Bold Indicates Omaha Walk-Off Win

2023 STORM CHASERS EJECTIONS (5)

DATE	INNING	WHO (POSITION) / # IN 2023	WHY	UMPIRE (POSITION)
1. April 21 vs. Gwinnett	▼ 6	Mike Jirschele (Manager) / 1st	Balls/Strikes	Takahito Matsuda (Home Plate)
2. April 21 vs. Gwinnett	▲ 7	Dane Johnson (Pitching Coach) / 1st	Balk	Takahito Matsuda (Home Plate)
3. April 21 vs. Gwinnett	▼ 8	CJ Alexander (Designated Hitter) / 1st	Balls/Strikes	Takahito Matsuda (Home Plate)
4. May 11 @ Scranton/WB	▼ 9	Mike Jirschele (Manager) / 2nd	Hit By Pitch	Robert Nunez (Home Plate)
5. June 20 @ Rochester	▼ 6	Mike Jirschele (Manager) / 3rd	Fair/Foul on Home Run	Steven Jaschinski (Home Plate)

HOME RUN BREAKDOWN

PLAYER	2023 TOTAL	HOME ROAD		RHP LHP	OUTS			RUNNERS ON				TIED GAME	GO AHEAD	DIRECTION					BESTS		LAST HOME RUN					
					0	1	2	0	1	2	3			LF	LCF	CF	RCF	RF	FT	MPH	DATE	OPPONENT	PITCHER	KIND	INN	PA SINCE
CJ Alexander	10	4	6	10 -	6	2	2	7	2	1	-	2	3	1	-	2	4	3	422	109.9	6/8	@ Indianapolis	E. Villalobos	2-Run	▲ 7	6
14 Logan Porter	9	5	4	3 6	6	2	1	9	1	-	-	-	1	7	1	-	1	-	417	106.6	7/7	@ Gwinnett	J. Shuster	Solo	▲ 1	4
Nick Loftin	9	4	5	5 4	5	2	2	5	1	3	-	2	2	6	1	2	-	-	433	105.6	5/30	vs. Memphis	J. Woodford	2-Run	▼ 1	3
28 Tyler Gentry	8	4	4	5 3	2	1	5	2	4	2	-	-	3	4	3	1	-	-	471	106.5	7/6	@ Gwinnett	D. Rodriguez	2-Run	▲ 6	6
24 Nate Eaton	6	4	2	4 2	2	2	2	5	1	-	-	-	3	3	-	3	-	-	422	103.8	7/6	@ Gwinnett	N. Margevicius	2-Run	▲ 1	8
17 Angelo Castellano	6	6	-	5 1	1	2	3	2	4	-	-	1	2	5	1	-	-	-	401	102.8	7/2	vs. Iowa	R. Wick	Solo	▼ 5	15
Samad Taylor	6	3	3	2 4	3	1	2	3	2	1	-	-	2	2	1	2	2	-	422	104.5	6/14	vs. Columbus	G. Williams	Solo	▼ 7	23
18 Brewer Hicklen	5	3	2	3 2	3	1	1	2	2	1	-	-	2	1	1	1	1	-	443	109.5	6/13	vs. Columbus	M. Kelly	2-Run	▼ 8	74
Freddy Fermin	5	2	3	3 2	1	2	2	1	2	1	1	-	-	2	-	2	1	-	428	105.9	4/30	@ Nashville	R. Gasser	Solo	▲ 5	2
Johan Camargo	4	2	2	4 -	2	1	1	3	1	-	-	-	3	1	-	1	2	-	426	107.6	6/14	vs. Columbus	G. Williams	Solo	▼ 4	2
Jakson Reetz	4	3	1	1 3	1	2	1	2	1	-	1	-	2	4	-	-	-	-	426	104.4	5/21	vs. Toledo	B. Bristo	Solo	▼ 7	36
3 Tucker Bradley	3	2	1	3 -	1	-	2	-	3	-	-	-	1	-	1	-	1	1	392	100.5	7/2	vs. Iowa	C. Clarke	2-Run	▼ 3	22
7 John Rave	3	2	1	- 3	-	-	3	2	-	1	-	-	1	1	1	-	1	-	406	101.9	6/29	vs. Iowa	B. Little	Solo	▼ 7	36
Dairon Blanco	3	-	3	3 -	1	1	1	3	-	-	-	-	1	1	1	1	-	-	455	105.2	5/23	@ St. Paul	S. Woods Richardson	Solo	▲ 4	75
22 Jermaine Palacios	2	1	1	1 1	1	-	1	-	2	-	-	-	1	1	1	-	-	-	409	101.9	7/7	@ Gwinnett	M. Swarmer	2-Run	▲ 6	2
11 Adeiny Hechavarria	2	1	1	2 -	-	1	1	-	1	-	1	-	1	-	2	-	-	-	411	100.5	6/29	vs. Iowa	R. Thompson	Solo	▼ 2	30
Kyle Isbel	2	1	1	2 -	1	1	1	2	-	-	-	-	2	-	-	1	-	1	406	104.3	6/23	@ Rochester	J. Adon	Solo	▲ 4	11
Drew Waters	2	2	-	2 -	1	1	-	1	1	-	-	-	1	-	1	-	1	-	408	108.7	5/21	vs. Toledo	A. Goudeau	2-Run	▼ 6	12
Nick Pratto	2	2	-	1 1	1	-	1	1	1	-	-	1	1	-	-	1	-	1	399	100.2	4/22	@ Scranton/WB	D. Dodd	2-Run	▼ 1	19
6 Clay Dungan	1	-	1	1 -	1	-	-	1	-	-	-	1	-	-	-	-	1	-	388	104.0	5/9	@ Scranton/WB	M. Spence	Solo	▲ 3	130
Franmil Reyes	1	1	-	- 1	-	-	1	-	1	-	-	-	-	-	1	-	-	-	389	100.8	5/7	vs. Louisville	A. Abbott	2-Run	▼ 5	1
Maikel Garcia	1	1	-	1 -	-	1	-	1	-	-	-	-	1	-	-	-	-	1	349	94.3	4/4	vs. Toledo	A. Faedo	Solo	▼ 1	94
	94	53	41	61 33	39	23	32	52	30	10	3	7	33	39	16	17	15	7								

INNING DISTRIBUTION

1st Inning	2nd Inning	3rd Inning	4th Inning	5th Inning	6th Inning	7th Inning	8th Inning	9th Inning	10th Inning	11th Inning
12	11	14	17	10	10	9	7	4	-	-

NOTABLE STORM CHASERS HOME RUNS

BACK-TO-BACK HOMERS (1)		2-HOMER GAMES (4)		3-HOMER GAMES (0)		GRAND SLAMS (3)	
PLAYERS	DATE/OPPONENT (INN.)	PLAYER (CAREER NO.)	DATE/OPPONENT	PLAYER (CAREER NO.)	DATE/OPPONENT	PLAYER (CAREER NO.)	DATE/OPPONENT (INN.)
Tyler Gentry & Logan Porter	4/5 vs. Toledo (6th)	Logan Porter (3rd)	4/5 vs. Toledo			Jakson Reetz (1st)	4/1 @ Indianapolis (5th)
		Freddy Fermin (4th)	4/8 vs. Toledo			Freddy Fermin (3rd)	4/8 vs. Toledo (3rd)
		Drew Waters (3rd)	5/21 vs. Toledo			Adeiny Hechavarria (3rd)	6/22 @ Rochester (4th)
		Nate Eaton (3rd)	6/17 vs. Columbus				

LEADOFF HOMERS (2)		INSIDE-THE PARK HOMERS (1)		PINCH-HIT HOMERS (0)		WALK-OFF HOMERS (0)	
PLAYER (CAREER NO.)	DATE/OPPONENT	PLAYER (CAREER NO.)	DATE/OPPONENT (INN.)	PLAYER (CAREER NO.)	DATE/OPPONENT (INN.)	PLAYER	DATE/OPPONENT
Samad Taylor (1st)	6/14 vs. Columbus	John Rave (1)	6/18 vs. Columbus (3rd)				
Nate Eaton (1st)	6/17 vs. Columbus						

HOME RUN SITUATION	# OF	DATE OF LAST	BATTER ('23 HR #)	PITCHER	COUNT	RUNNERS ON	OUTS	INNING	SCORE @ HR	FINAL
GO-AHEAD HOME RUN	33	July 7 @ Gwinnett	Logan Porter (9)	Jared Shuster	2-1	0	2	▲ 1	1-0	W, 7-1
GAME-TYING HOME RUN	7	May 25 @ St. Paul	Nick Loftin (8)	Cody Laweryson	1-2	2	0	▲ 7	4-4	L, 8-6

NOTABLE OPPOSING HOME RUNS

BACK-TO-BACK HOMERS (3)		2-HOMER GAMES (2)		3-HOMER GAMES (1)		GRAND SLAMS (4)	
PLAYERS	DATE/OPPONENT (INN.)	PLAYER (CAREER NO.)	DATE/OPPONENT	PLAYER (CAREER NO.)	DATE/OPPONENT	PLAYER	DATE/OPPONENT (INN.)
Encarnacion-Strand & Benson	5/4 vs. Louisville (1st)	Jermaine Palacios (5)	5/17 vs. Toledo	Christian Encarnacion-Strand (1)	5/4 vs. Louisville	Andy Ibañez	April 6 vs. Toledo (3rd)
Jordan Walker & Moisés Gómez	5/31 vs. Memphis (6th)	Moisés Gómez (7)	5/31 vs. Memphis			Andrés Chaparro	May 9 @ Scranton/WB (7th)
Travis Blankenhorn & Matt Adams	6/22 @ Rochester (4th)					Jair Camargo	May 28 @ St. Paul (7th)
						Jesús Aguilar	July 5 @ Gwinnett (3rd)
						Joshua Fuentes	July 6 @ Gwinnett (4th)

LEADOFF HOMERS (5)		INSIDE-THE PARK HOMERS (0)		PINCH-HIT HOMERS (0)		WALK-OFF HOMERS (2)	
PLAYER	DATE/OPPONENT	PLAYER	DATE/OPPONENT (INN.)	PLAYER	DATE/OPPONENT (INN.)	PLAYER	DATE/OPPONENT
Christopher Morel	4/14 @ Iowa					Michael Hermosillo	5/10 @ Scranton/WB
Forrest Wall	4/19 vs. Gwinnett					Ben Rortvedt	5/13 @ Scranton/WB
Michael Siani	5/3 vs. Louisville						
Michael Siani	5/5 vs. Louisville						
Nick Gonzales	6/9 @ Indianapolis						

HR #	PLAYER (SEASON #)	GM # - DATE	OPPONENT	PITCHER	PITCH TYPE	DIRECTION	ON BASE	INNING	OUTS	COUNT	SCORE	FINAL	DISTANCE	EXIT VELO	LAUNCH ANGLE
1.	Logan Porter (1)	2 - April 1	@ Indianapolis	Caleb Smith (L)	4-seam FB	LF	0	▲4	1	2-2	3-0	W, 12-1	417 ft	106.6 mph	32°
2.	Jakson Reetz (1)	2 - April 1	@ Indianapolis	Caleb Smith (L)	Slider	LF	3	▲5	2	2-1	8-0	W, 12-1	408 ft	103.9 mph	25°
3.	Dairon Blanco (1)	3 - April 2	@ Indianapolis	Mike Burrows	4-seam FB	LCF	0	▲5	2	3-2	1-3	W, 8-3	411 ft	105.2 mph	23°
4.	Samad Taylor (1)	3 - April 2	@ Indianapolis	J.C. Flowers	4-seam FB	LF	0	▲8	0	2-1	2-3	W, 8-3	334 ft	104.5 mph	22°
5.	Nick Loftin (1)	3 - April 2	@ Indianapolis	Daniel Zamora (L)	4-seam FB	LF	2	▲8	1	1-2	5-3	W, 8-3	362 ft	97.2 mph	29°
6.	Maikel Garcia (1)	4 - April 4	vs. Toledo	Alex Faedo	4-seam FB	RF	0	▼1	1	2-1	1-0	L, 9-2	349 ft	94.3 mph	35°
7.	Tyler Gentry (1)	5 - April 5	vs. Toledo	Tyler Holton (L)	Cutter	CF	2	▼6	0	2-0	3-1	L, 7-6	417 ft	106.5 mph	27°
8.	Logan Porter (2)	5 - April 5	vs. Toledo	Tyler Holton (L)	Slider	LF	0	▼6	0	3-1	4-1	L, 7-6	346 ft	103.3 mph	37°
9.	Logan Porter (3)	5 - April 5	vs. Toledo	Matt Wisler	4-seam FB	RCF	0	▼8	0	2-2	5-6	L, 7-6	364 ft	94.7 mph	34°
10.	Nick Loftin (2)	6 - April 6	vs. Toledo	Brenan Haniffee	Slider	LCF	0	▼2	0	2-2	1-1	L, 8-5	401 ft	101.8 mph	32°
11.	CJ Alexander (1)	6 - April 6	vs. Toledo	Brenan Haniffee	Sinker	CF	0	▼4	1	2-2	3-6	L, 8-5	409 ft	101.1 mph	35°
12.	Logan Porter (4)	7 - April 7	vs. Toledo	Reese Olson	4-seam FB	LF	0	▼3	0	3-2	5-2	W, 9-4	395 ft	104.3 mph	45°
13.	Freddy Fermin (1)	8 - April 8	vs. Toledo	Will Vest	Slider	CF	3	▼3	2	0-0	6-1	W, 13-8	401 ft	102.1 mph	42°
14.	Angelo Castellano (1)	8 - April 8	vs. Toledo	Will Vest	4-seam FB	LCF	1	▼4	0	2-0	8-1	W, 13-8	401 ft	102.8 mph	33°
15.	Freddy Fermin (2)	8 - April 8	vs. Toledo	Ashton Goudeau	Changeup	CF	1	▼5	0	1-1	10-1	W, 13-8	428 ft	105.9 mph	28°
16.	CJ Alexander (2)	8 - April 8	vs. Toledo	Ashton Goudeau	Changeup	LF	0	▼7	0	1-0	11-8	W, 13-8	351 ft	92.4 mph	43°
17.	Angelo Castellano (2)	9 - April 9	vs. Toledo	Alex Faedo	4-seam FB	LF	0	▼3	1	0-0	1-0	L, 8-2	373 ft	98.0 mph	25°
18.	Samad Taylor (2)	10 - April 11	@ Iowa	Roenis Elias (L)	4-seam FB	CF	2	▲5	2	0-2	3-9	L, 9-6	405 ft	100.9 mph	25°
19.	Freddy Fermin (3)	10 - April 11	@ Iowa	Brandon Hughes (L)	4-seam FB	LF	1	▲6	2	0-1	6-9	L, 9-6	398 ft	100.3 mph	33°
20.	CJ Alexander (3)	11 - April 12	@ Iowa	Riley Thompson	Changeup	RF	0	▲2	0	1-0	2-1	W, 10-6	394 ft	104.3 mph	24°
21.	Tyler Gentry (2)	11 - April 12	@ Iowa	Riley Thompson	Slider	LF	0	▲3	2	1-2	3-1	W, 10-6	393 ft	103.3 mph	26°
22.	Tucker Bradley (1)	11 - April 12	@ Iowa	Rowan Wick	4-seam FB	RCF	1	▲6	2	1-1	7-3	W, 10-6	392 ft	98.2 mph	29°
23.	Nick Loftin (3)	11 - April 12	@ Iowa	Anthony Kay (L)	Slider	CF	0	▲8	0	2-1	8-6	W, 10-6	420 ft	104.3 mph	28°
24.	Nick Loftin (4)	12 - April 13	@ Iowa	Nick Neidert	4-seam FB	LF	0	▲4	2	3-2	1-11	L, 14-1	370 ft	100.4 mph	38°
25.	Nick Pratto (1)	15 - April 19	vs. Gwinnett	Beau Burrows	Slider	CF	0	▼2	0	1-2	1-1	L, 6-2	399 ft	100.2 mph	26°
26.	Logan Porter (5)	15 - April 19	vs. Gwinnett	Beau Burrows	Slider	LF	0	▼4	1	1-2	2-3	L, 6-2	350 ft	94.9 mph	50°
27.	CJ Alexander (4)	17 - April 21	vs. Gwinnett	Allan Winans	Changeup	RF	0	▼2	2	0-0	1-1	L, 7-3	395 ft	96.2 mph	37°
28.	Nick Pratto (2)	18 - April 22	vs. Gwinnett	Dylan Dodd (L)	Changeup	RF	1	▼1	2	3-1	2-0	L, 5-2	350 ft	88.4 mph	39°
29.	Nate Eaton (1)	22 - April 27	@ Nashville	Janson Junk	Sweeper	LF	0	▲2	2	2-2	1-0	W, 2-1	403 ft	103.0 mph	32°
30.	Freddy Fermin (4)	24 - April 29	@ Nashville	Robert Stock	4-seam FB	RCF	2	▲1	1	3-1	4-0	L, 6-5 (10)	381 ft	104.3 mph	23°
31.	Tyler Gentry (3)	25 - April 30	@ Nashville	Robert Gasser (L)	4-seam FB	LF	1	▲3	2	1-0	2-1	W, 10-6	391 ft	100.6 mph	33°
32.	Logan Porter (6)	25 - April 30	@ Nashville	Robert Gasser (L)	Slider	LF	0	▲4	0	2-1	3-1	W, 10-6	389 ft	102.3 mph	29°
33.	Freddy Fermin (5)	25 - April 30	@ Nashville	Robert Gasser (L)	Changeup	LF	0	▲5	1	2-0	5-1	W, 10-6	368 ft	94.8 mph	35°
34.	Nick Loftin (5)	28 - May 4	vs. Louisville	Silvino Bracho	Slider	LF	0	▼7	0	0-0	8-11	L, 12-10	365 ft	101.1 mph	19°
35.	Jakson Reetz (2)	29 - May 5	vs. Louisville	Brandon Williamson (L)	4-seam FB	LF	1	▼2	1	0-0	2-1	W, 6-2	346 ft	100.2 mph	27°
36.	Nick Loftin (6)	29 - May 5	vs. Louisville	Brandon Williamson (L)	Slider	CF	0	▼6	0	0-0	3-1	W, 6-2	395 ft	105.6 mph	24°
37.	Angelo Castellano (3)	30 - May 6	vs. Louisville	Ryan Nutof	Curveball	LF	1	▼7	2	2-2	8-8	W, 11-9	376 ft	95.2 mph	29°
38.	Jakson Reetz (3)	31 - May 7	vs. Louisville	Andrew Abbott (L)	Changeup	LF	0	▼4	1	2-0	1-0	L, 4-3	426 ft	104.4 mph	32°
39.	Franmil Reyes (1)	31 - May 7	vs. Louisville	Andrew Abbott (L)	Curveball	LCF	1	▼5	2	3-2	3-0	L, 4-3	389 ft	100.8 mph	29°
40.	Clay Dungan (1)	32 - May 9	@ Scranton/WB	Mitch Spence	4-seam FB	RCF	0	▲3	0	1-0	2-2	L, 14-2	388 ft	104.0 mph	28°
41.	Dairon Blanco (2)	33 - May 10	@ Scranton/WB	Luis Severino	Changeup	LF	0	▲3	0	0-1	1-1	L, 4-3	377 ft	99.6 mph	24°
42.	CJ Alexander (5)	34 - May 11	@ Scranton/WB	Colten Brewer	Slider	CF	0	▲9	0	1-1	3-1	W, 4-3 (11)	422 ft	106.4 mph	23°
43.	CJ Alexander (6)	36 - May 13	@ Scranton/WB	Greg Weissert	Sweeper	RF	0	▲6	1	0-0	4-3	L, 8-6	377 ft	102.7 mph	39°
44.	CJ Alexander (7)	37 - May 14	@ Scranton/WB	Mitch Spence	4-seam FB	RCF	0	▲2	0	3-2	1-1	W, 6-3	416 ft	109.9 mph	24°
45.	Brewer Hicklen (1)	37 - May 14	@ Scranton/WB	D.J. Snelten (L)	Changeup	LF	0	▲9	0	2-1	4-3	W, 6-3	344 ft	109.5 mph	25°
46.	Samad Taylor (3)	37 - May 14	@ Scranton/WB	D.J. Snelten (L)	4-seam FB	RCF	1	▲9	2	3-1	6-3	W, 6-3	346 ft	95.2 mph	29°
47.	Samad Taylor (4)	39 - May 17	vs. Toledo	Zach Logue (L)	4-seam FB	RCF	1	▼1	0	0-1	2-1	W, 16-8	372 ft	100.0 mph	30°
48.	Logan Porter (7)	39 - May 17	vs. Toledo	Zach Logue (L)	4-seam FB	LF	1	▼1	0	0-0	4-1	W, 16-8	401 ft	102.3 mph	38°
49.	Angelo Castellano (4)	39 - May 17	vs. Toledo	Miguel Del Pozo (L)	4-seam FB	LF	1	▼5	2	1-0	10-5	W, 16-8	385 ft	99.2 mph	26°
50.	Brewer Hicklen (2)	40 - May 18	vs. Toledo	Miguel Diaz	Sinker	LCF	2	▼8	0	2-0	9-0	W, 9-0	443 ft	108.4 mph	32°
51.	Drew Waters (1)	43 - May 21	vs. Toledo	Ashton Goudeau	4-seam FB	RCF	0	▼3	0	1-1	1-2	W, 8-4	408 ft	108.7 mph	29°
52.	Drew Waters (2)	43 - May 21	vs. Toledo	Ashton Goudeau	Changeup	LCF	1	▼4	1	2-0	4-3	W, 8-4	366 ft	99.5 mph	32°
53.	Tucker Bradley (2)	43 - May 21	vs. Toledo	Seth Elledge	Sinker	LCF	1	▼6	0	1-1	6-4	W, 8-4	388 ft	100.5 mph	28°
54.	Jakson Reetz (4)	43 - May 21	vs. Toledo	Braden Bristo	Sweeper	LF	0	▼7	0	2-1	8-4	W, 8-4	412 ft	104.1 mph	36°
55.	Dairon Blanco (3)	44 - May 23	@ St. Paul	Simeon Woods Richardson	4-seam FB	CF	0	▲4	1	1-1	4-0	W, 6-1	455 ft	104.5 mph	28°
56.	Nick Loftin (7)	45 - May 24	@ St. Paul	Brent Headrick (L)	Changeup	LF	2	▲3	1	2-2	3-5	L, 6-5	433 ft	103.7 mph	24°
57.	Nick Loftin (8)	46 - May 25	@ St. Paul	Cody Lawersyson	Sweeper	LF	2	▲7	0	1-2	4-4	L, 8-6	357 ft	97.3 mph	22°
58.	Johan Camargo (1)	48 - May 27	@ St. Paul	Randy Dobnak	Changeup	CF	0	▲5	0	1-2	1-3	L, 14-1	426 ft	102.2 mph	26°
59.	Nick Loftin (9)	50 - May 30	vs. Memphis	Jake Woodford	Curveball	LF	1	▼1	2	0-0	2-1	W, 7-6	370 ft	91.0 mph	29°
60.	Tyler Gentry (4)	50 - May 30	vs. Memphis	Connor Thomas (L)	Slider	LCF	1	▼3	0	2-1	4-1	W, 7-6	471 ft	103.6 mph	27°
61.	Johan Camargo (2)	52 - June 1	vs. Memphis	Dakota Hudson	Slider	RCF	1	▼4	2	0-2	2-1	L, 12-6	393 ft	98.2 mph	31°
62.	Brewer Hicklen (3)	52 - June 1	vs. Memphis	Ryan Loutos	Sinker	CF	0	▼7	0	1-0	4-10	L, 12-6	425 ft	105.8 mph	33°
63.	CJ Alexander (8)	52 - June 1	vs. Memphis	Ryan Loutos	Cutter	RCF	1	▼8	0	2-2	5-12	L, 12-6	400 ft	102.8 mph	30°
64.	Nate Eaton (2)	53 - June 2	vs. Memphis	Tommy Parsons	4-seam FB	LF	0	▼1	1	0-0	1-0	W, 10-9 (10)	330 ft	103.3 mph	46°
65.	Johan Camargo (3)	56 - June 6	@ Indianapolis	Yerry De Los Santos	Sinker	RCF	0	▲9	0	3-1	3-2	W, 4-2	399 ft	107.6 mph	22°
66.	CJ Alexander (9)	57 - June 7	@ Indianapolis	Quinn Priestner	Curveball	RCF	2	▲2	0	1-2	3-2	W, 9-7	404 ft	101.3 mph	34°
67.	CJ Alexander (10)	58 - June 8	@ Indianapolis	Eli Villalobos	4-seam FB	RCF	1	▲7	2	2-1	14-7	W, 15-7	408 ft	108.5 mph	35°
68.	Brewer Hicklen (4)	59 - June 9	@ Indianapolis	Kent Emanuel (L)	Sinker	RCF	1	▲4	1	1-1	5-1	W, 6-2	410 ft	106.9 mph	26°
69.	Tyler Gentry (5)	60 - June 10	@ Indianapolis	Hunter Stratton	Slider	LF	2	▲5	2	0-2	3-2	W, 9-5	431 ft	106.0 mph	28°
70.	Samad Taylor (5)	61 - June 13	vs. Columbus	Joey Cantillo (L)	4-seam FB	LCF	0	▼6	1	1-1	1-2	W, 6-5	395 ft	102.4 mph	27°
71.	Brewer Hicklen (5)	61 - June 13	vs. Columbus	Michael Kelly	Slider	LF	1	▼8	2	2-1	6-5	W, 6-5	422 ft	108.1 mph	28°
72.	Samad Taylor (6)	62 - June 14	vs. Columbus	Gavin Williams	4-seam FB	CF	0	▼1	0	2-1	1-0	W, 6-1	422 ft	104.5 mph	27°
73.	Johan Camargo (4)	62 - June 14	vs. Columbus	Gavin Williams	4-seam FB	LF	0	▼4	1	0-2	2-1	W, 6-1	324 ft	90.8 mph	34°
74.	Tyler Gentry (6)	62 - June 14	vs. Columbus	Caleb Simpson	4-seam FB	LCF	1	▼7	2	0-1	6-1	W, 6-1	388 ft	101.2 mph	24°
75.	Kyle Isbel (1)	64 - June 16	vs. Columbus	Thomas Ponticelli	Sweeper	CF	0	▼1	1	1-0	1-1	W, 4-1	406 ft	104.3 mph	23°
76.	Nate Eaton (3)	65 - June 17	vs. Columbus	Jhon Romero	4-seam FB	CF	0	▼1	0	0-0	1-0	W, 13-4	412 ft	103.0 mph	33°
77.	Nate Eaton (4)	65 - June 17	vs. Columbus	Caleb Baragar (L)	4-seam FB	LF	0	▼3	0	2-2	2-0	W, 13-4	410 ft	103.8 mph	37°
78.	Jermaine Palacios (1)	66 - June 18	vs. Columbus	Joey Cantillo (L)	Changeup	LCF	1	▼2	2	1-1	2-0	W, 6-4	409 ft	101.9 mph	29°
79.	John Rave (1)	66 - June 18	vs. Columbus	Joey Cantillo (L)	4-seam FB	LCF	2	▼3	2	1-2	6-1	W, 6-4	ITP	96.5 mph	26°
80.	Adeiny Hechavarria (1)	69 - June 22	@ Rochester	Tommy Romero	4-seam FB	LCF	3	▲4	2	3-0	4-2	W, 8-4	411 ft	100.5 mph	29°
81.	Kyle Isbel (2)	70 - June 23	@ Rochester	Joan Adon	4-seam FB	RF	0	▲4	0	3-2	1-0	W, 4-2	375 ft	102.8 mph	32°
82.	John Rave (2)	71 - June 24	@ Rochester	Anthony Banda (L)	Slider	RCF	0	▲4	2	1-1	1-0	L, 3-2	406 ft	101.9 mph	24°

[illegible]



ABS CHALLENGES BY PLAYER

HITTERS – 49% (17-FOR-35)	TOTAL CHALLENGES	SUCCESSFUL CHALLENGES	SUCCESS RATE (%)
CJ Alexander	1	0	0%
Dairon Blanco	2	1	50%
Tucker Bradley	1	0	0%
José Briceño	1	0	0%
Angelo Castellano	2	1	50%
Clay Dungan	3	3	100%
Nate Eaton	2	1	50%
Maikel Garcia	1	0	0%
Tyler Gentry	1	0	0%
Adeiny Hechavarria	1	1	100%
Brewer Hicklen	4	2	50%
Jermaine Palacios	2	0	0%
Logan Porter	7	5	71%
John Rave	1	1	100%
Jakson Reetz	3	1	33%
Samad Taylor	2	0	0%
Drew Waters	1	1	100%

CATCHERS – 38% (19-FOR-50)	TOTAL CHALLENGES	SUCCESSFUL CHALLENGES	SUCCESS RATE (%)
José Briceño	8	2	25%
Logan Porter	10	4	40%
Jakson Reetz	32	13	41%

PITCHERS – 14% (1-FOR-7)	TOTAL CHALLENGES	SUCCESSFUL CHALLENGES	SUCCESS RATE (%)
Jonah Dipoto	2	1	50%
Jonathan Heasley	1	0	0%
Jackson Kowar	1	0	0%
James McArthur	1	0	0%
Daniel Mengden	1	0	0%
Nick Wittgren	1	0	0%

ABS CHALLENGES BY GAME

DATE	TOTAL	SUCCESSFUL	SUCCESS RATE (%)	DATE	TOTAL	SUCCESSFUL	SUCCESS RATE (%)
April 28	2	0	0%	July 21			
May 5	2	0	0%	July 22			
May 6	0	0	-	July 23			
May 7	4	1	25%	July 28			
May 12	4	2	50%	July 29			
May 13	2	0	0%	July 30			
May 14	4	1	25%	August 4			
May 19	1	0	0%	August 5			
May 20	6	3	50%	August 6			
May 21	9	7	78%	August 11			
May 26	5	2	40%	August 12			
May 27	3	1	33%	August 13			
May 28	4	1	25%	August 18			
June 2	2	0	0%	August 19			
June 3	3	0	0%	August 20			
June 4	3	1	33%	August 25			
June 9	4	3	75%	August 26			
June 10	4	1	25%	August 27			
June 16	1	0	0%	September 1			
June 17	4	2	50%	September 2			
June 18	3	1	33%	September 3			
June 23	3	2	67%	September 8			
June 24	4	1	25%	September 9			
June 25	1	1	25%	September 10			
July 2 [G1]	5	2	40%	September 15			
July 2 [G2]	1	0	0%	September 16			
July 3	4	2	50%	September 17			
July 7	4	3	75%	September 22			
July 9				September 23			
July 14				September 24			
July 15							
July 16							

ABS CHALLENGES BY COUNT

COUNT	TOTAL CHALLENGES	SUCCESSFUL CHALLENGES	SUCCESS RATE (%)
0-0 Count	18	5	28%
0-1 Count	11	5	45%
0-2 Count	3	2	67%
1-0 Count	15	8	53%
1-1 Count	10	4	40%
1-2 Count	6	2	33%
2-0 Count	1	0	0%
2-1 Count	4	2	50%
2-2 Count	9	2	22%
3-0 Count	2	2	100%
3-1 Count	3	3	100%
3-2 Count	10	2	20%

ABS CHALLENGES BY INNING

INNING	CHALLENGES	SUCCESSFUL CHALLENGES	SUCCESS RATE (%)
1st Inning	2	0	0%
2nd Inning	6	2	33%
3rd Inning	11	5	45%
4th Inning	9	3	33%
5th Inning	10	5	50%
6th Inning	20	11	55%
7th Inning	12	6	50%
8th Inning	10	2	20%
9th Inning	12	3	25%
Extras	0	-	-

ABS CHALLENGES BY UMPIRE

UMPIRE	CHALLENGES	OVERTURNED CALLS	OVERTURNED RATE (%)
John Bacon	1	0	0%
Mark Bass	3	1	33%
Matthew Bates	4	3	75%
Jhonatan Biarreta	6	3	50%
Sam Burch	4	1	25%
Cody Clark	3	0	0%
Paul Clemons	4	0	0%
Darius Ghani	3	1	33%
Luis Hernandez	4	2	50%
Steven Jaschinski	3	2	67%
Tyler Jones	6	2	33%
Dexter Kelley	1	0	0%
Louie Krupa	1	0	0%
Chris Marco	4	1	25%
Jose Matamoros	3	1	33%
Raul Moreno	2	0	0%
Robert Nunez	4	1	25%
Mike Rains	4	1	25%
Randy Rosenberg	9	3	33%
Derek Thomas	5	2	40%
Kelvis Velez	9	7	78%
Tom West	1	1	100%
Lew Williams III	4	3	75%
Dillon Wilson	4	2	50%



ABS CHALLENGE TRACKER (37-FOR-92 / 40.2%)

#	GM # - DATE	OPPONENT	PLAYER CHALLENGING	POSITION	INNING	CALL (COUNT)	OVERTURNED?	PLAY RESULT (COUNT)	OPPONENT	UMPIRE
1.	23 - April 28	@ Nashville	Logan Porter	Catcher	▼ 6	Ball (0-0)	No	Lineout, L9 (1-1)	Thomas Pannone (P)	Paul Clemens
2.	23 - April 28	@ Nashville	Maikel Garcia	Batter	▲ 8	Strike (1-0)	No	Groundout, 5-4 (1-1)	Thomas Pannone (P)	Paul Clemens
3.	29 - May 5	vs. Louisville	Jakson Reetz	Catcher	▲ 8	Ball (0-0)	No	Walk (3-0)	Chuckie Robinson (C)	Tyler Jones
4.	29 - May 5	vs. Louisville	Jakson Reetz	Catcher	▲ 9	Ball (1-0)	No	Strikeout Looking (2-2)	T.J. Hopkins (LF)	Tyler Jones
5.	31 - May 7	vs. Louisville	Dairon Blanco	Batter	▼ 2	Strike (3-2)	No	Strikeout Looking (1-2)	Andrew Abbott (P)	Randy Rosenberg
6.	31 - May 7	vs. Louisville	Brewer Hicklen	Batter	▼ 3	Strike (3-2)	YES	Walk (3-2)	Andrew Abbott (P)	Randy Rosenberg
7.	31 - May 7	vs. Louisville	Jakson Reetz	Catcher	▲ 4	Ball (3-2)	No	Walk (3-2)	Nick Martini (RF)	Randy Rosenberg
8.	31 - May 7	vs. Louisville	Logan Porter	Batter	▼ 5	Strike (3-2)	No	Strikeout Looking (3-2)	Andrew Abbott (P)	Randy Rosenberg
9.	35 - May 12	@ Scranton/WB	Jakson Reetz	Catcher	▼ 5	Ball (0-0)	YES	Lineout, L9 (0-2)	Carlos Narvaez (C)	Dillon Wilson
10.	35 - May 12	@ Scranton/WB	Jakson Reetz	Catcher	▼ 7	Ball (2-1)	YES	Strikeout Looking (2-2)	Jamie Westbrook (2B)	Dillon Wilson
11.	35 - May 12	@ Scranton/WB	Jakson Reetz	Batter	▲ 8	Strike (1-1)	No	Strikeout Swinging (1-2)	Matt Bowman (P)	Dillon Wilson
12.	35 - May 12	@ Scranton/WB	Nick Wittgren	Pitcher	▼ 9	Ball (2-1)	No	Walk (3-2)	Jesus Bastidas (SS)	Dillon Wilson
13.	36 - May 13	@ Scranton/WB	Jakson Kowar	Pitcher	▼ 9	Ball (3-2)	No	Walk (3-2)	Billy McKinney (CF)	Raul Moreno
14.	36 - May 13	@ Scranton/WB	Logan Porter	Catcher	▼ 9	Ball (0-0)	No	Home Run (2-2)	Ben Rortvedt (C)	Raul Moreno
15.	37 - May 14	@ Scranton/WB	Jakson Reetz	Catcher	▼ 3	Ball (3-2)	No	Walk (3-2)	Andres Chaparro (3B)	Robert Nunez
16.	37 - May 14	@ Scranton/WB	Jakson Reetz	Catcher	▼ 5	Ball (3-2)	No	Walk (3-2)	Elijah Dunham (LF)	Robert Nunez
17.	37 - May 14	@ Scranton/WB	Jakson Reetz	Catcher	▼ 7	Ball (2-2)	YES	Strikeout Looking (2-2)	Franchy Cordero (RF)	Robert Nunez
18.	37 - May 14	@ Scranton/WB	Jakson Reetz	Catcher	▼ 8	Ball (1-1)	YES	Single (2-1)	Estevan Florial (CF)	Robert Nunez
19.	41 - May 19	vs. Toledo	Daniel Mengden	Pitcher	▲ 5	Ball (1-0)	No	Flyout, F8 (2-0)	Corey Joyce (SS)	John Bacon
20.	42 - May 20	vs. Toledo	Jakson Reetz	Catcher	▲ 2	Ball (2-2)	YES	Strikeout Looking (2-2)	Donny Sands (C)	Jhonatan Biarreta
21.	42 - May 20	vs. Toledo	Jakson Reetz	Catcher	▲ 3	Ball (1-1)	YES	Groundout, 5-3 (1-2)	Justyn-Henry Malloy (3B)	Jhonatan Biarreta
22.	42 - May 20	vs. Toledo	Jakson Reetz	Batter	▲ 3	Strike (2-2)	No	Strikeout Looking (2-2)	Reese Olson (P)	Jhonatan Biarreta
23.	42 - May 20	vs. Toledo	Jakson Reetz	Catcher	▲ 6	Ball (2-0)	No	RBI Walk (3-2)	Justyn-Henry Malloy (3B)	Jhonatan Biarreta
24.	42 - May 20	vs. Toledo	Jakson Reetz	Catcher	▲ 6	Ball (3-0)	YES	RBI Walk (3-2)	Justyn-Henry Malloy (3B)	Jhonatan Biarreta
25.	42 - May 20	vs. Toledo	Jakson Reetz	Catcher	▲ 7	Ball (0-0)	No	Single (3-1)	Andie Lipcius (LF)	Jhonatan Biarreta
26.	43 - May 21	vs. Toledo	Jakson Reetz	Catcher	▲ 2	Ball (0-1)	YES	Walk (3-2)	Donny Sands (C)	Kelvis Velez
27.	43 - May 21	vs. Toledo	Angelo Castellano	Batter	▼ 4	Strike (0-1)	YES	Flyout, F8 (2-2)	Ashton Goudeau (P)	Kelvis Velez
28.	43 - May 21	vs. Toledo	Jakson Reetz	Catcher	▲ 5	Ball (0-1)	No	Hit By Pitch (2-2)	Donny Sands (C)	Kelvis Velez
29.	43 - May 21	vs. Toledo	Brewer Hicklen	Batter	▼ 5	Strike (1-0)	YES	Lineout, L7 (2-1)	Seth Elledge (P)	Kelvis Velez
30.	43 - May 21	vs. Toledo	Jakson Reetz	Catcher	▲ 6	Ball (3-1)	YES	Lineout, L6 (2-2)	Justyn-Henry Malloy (Dh)	Kelvis Velez
31.	43 - May 21	vs. Toledo	Dairon Blanco	Batter	▼ 6	Strike (0-2)	YES	Walk (3-2)	Seth Elledge (P)	Kelvis Velez
32.	43 - May 21	vs. Toledo	Drew Waters	Batter	▼ 6	Strike (0-2)	YES	Double (1-2)	Seth Elledge (P)	Kelvis Velez
33.	43 - May 21	vs. Toledo	Logan Porter	Batter	▼ 6	Strike (1-1)	YES	Walk (3-2)	Braden Bristo (P)	Kelvis Velez
34.	43 - May 21	vs. Toledo	Jakson Reetz	Catcher	▲ 9	Ball (1-0)	YES	Double Play, 5-4-3 (2-2)	Donny Sands (C)	Kelvis Velez
35.	47 - May 26	@ St. Paul	Jakson Reetz	Catcher	▼ 4	Ball (0-1)	No	Lineout, L5 (1-1)	Chris Williams (DH)	Derek Thomas
36.	47 - May 26	@ St. Paul	Jakson Reetz	Catcher	▼ 6	Ball (3-1)	No	Strikeout Swinging (3-2)	Chris Williams (DH)	Derek Thomas
37.	47 - May 26	@ St. Paul	Jakson Reetz	Catcher	▼ 6	Ball (0-0)	YES	Groundout, 1-3 (0-1)	Andrew Bechtold (3B)	Derek Thomas
38.	47 - May 26	@ St. Paul	Jakson Reetz	Catcher	▼ 8	Ball (2-2)	No	Walk (3-2)	Hernan Perez (LF)	Derek Thomas
39.	47 - May 26	@ St. Paul	Jakson Reetz	Catcher	▼ 9	Ball (0-0)	No	Double (2-0)	Andrew Stevenson (CF)	Derek Thomas
40.	48 - May 27	@ St. Paul	Logan Porter	Catcher	▼ 4	Ball (1-2)	No	Flyout, F6 (2-2)	Andrew Stevenson (CF)	Darius Ghanai
41.	48 - May 27	@ St. Paul	Jonah Dipoto	Pitcher	▼ 5	Ball (1-0)	YES	Strikeout Swinging (2-2)	Andrew Bechtold (2B)	Darius Ghanai
42.	48 - May 27	@ St. Paul	Logan Porter	Catcher	▼ 8	Ball (0-0)	No	Fielder's Choice, 6-4 (1-1)	Andrew Stevenson (CF)	Darius Ghanai
43.	49 - May 28	@ St. Paul	Jakson Reetz	Catcher	▼ 3	Ball (0-1)	No	Single (2-2)	Jair Camargo (DH)	Mike Rains
44.	49 - May 28	@ St. Paul	Jakson Reetz	Catcher	▼ 5	Ball (0-1)	YES	Strikeout Swinging (0-2)	Alex De Gotti (2B)	Mike Rains
45.	49 - May 28	@ St. Paul	Tyler Gentry	Batter	▼ 7	Strike (1-2)	No	Strikeout Looking (1-2)	Josh Winder (P)	Mike Rains
46.	49 - May 28	@ St. Paul	Jakson Reetz	Catcher	▼ 7	Ball (1-1)	No	Walk (3-2)	Ryan LaMarre (RF)	Mike Rains
47.	53 - June 2	vs. Memphis	Tucker Bradley	Batter	▼ 5	Strike (1-2)	No	Walk (3-2)	Andrew Suarez (P)	Paul Clemens
48.	53 - June 2	vs. Memphis	Brewer Hicklen	Batter	▼ 9	Strike (1-1)	No	Strikeout Swinging (1-2)	Jake Walsh (P)	Paul Clemens
49.	54 - June 3	vs. Memphis	Jakson Reetz	Catcher	▼ 2	Strike (0-0)	No	Single (2-0)	Taylor Motter (1B)	Cody Clark
50.	54 - June 3	vs. Memphis	Samad Taylor	Batter	▼ 6	Strike (0-1)	No	Strikeout Swinging (0-2)	Zack Thompson (P)	Cody Clark
51.	54 - June 3	vs. Memphis	Jakson Reetz	Catcher	▲ 7	Ball (2-2)	No	Strikeout Looking (3-2)	Aaron Antonini (DH)	Cody Clark
52.	55 - June 4	vs. Memphis	CJ Alexander	Batter	▲ 9	Strike (0-0)	No	Double Play, 6-4-3 (2-2)	Grant Black (P)	Mark Bass
53.	55 - June 4	vs. Memphis	Logan Porter	Catcher	▲ 6	Ball (0-0)	YES	Groundout, 6-3 (2-2)	Juniel Querecuto (CF)	Mark Bass
54.	55 - June 4	vs. Memphis	Jonah Dipoto	Pitcher	▲ 9	Ball (2-2)	YES	RBI Walk (3-2)	Kent Robinson (3B)	Mark Bass
55.	59 - June 9	@ Indianapolis	Logan Porter	Catcher	▼ 2	Strike (0-0)	YES	Flyout, F9 (2-1)	Kent Robinson (3B)	Mark Bass
56.	59 - June 9	@ Indianapolis	Jakson Reetz	Catcher	▲ 3	Ball (0-1)	YES	Strikeout Swinging (0-2)	Nick Gonzales (2B)	Low Williams III
57.	59 - June 9	@ Indianapolis	Jakson Reetz	Catcher	▼ 9	Ball (0-0)	YES	Strikeout Swinging (0-2)	Ryan Villade (CF)	Low Williams III
58.	59 - June 9	@ Indianapolis	Jakson Reetz	Catcher	▼ 9	Ball (0-0)	No	Fielder's Choice, 5-4 (1-0)	Henry Davis (RF)	Low Williams III
59.	60 - June 10	@ Indianapolis	Samad Taylor	Batter	▲ 3	Strike (2-1)	No	Walk (3-2)	Ryan Burch (P)	Sam Burch
60.	60 - June 10	@ Indianapolis	Brewer Hicklen	Batter	▲ 4	Strike (1-1)	No	Strikeout Swinging (1-2)	Ryan Burch (P)	Sam Burch
61.	60 - June 10	@ Indianapolis	Jakson Reetz	Catcher	▼ 7	Strike (0-2)	YES	Groundout, 6-3 (2-2)	Tyler Chatwood (P)	Sam Burch
62.	60 - June 10	@ Indianapolis	Jakson Reetz	Catcher	▼ 7	Ball (3-2)	No	Walk (3-2)	Chris Dwyne (SS)	Sam Burch
63.	64 - June 16	vs. Columbus	José Briceño	Catcher	▲ 6	Ball (2-2)	No	Double Play, 4-6-3 (3-2)	Zack Collins (C)	Dexter Kelley
64.	65 - June 17	vs. Columbus	Adeiny Hechavarria	Batter	▼ 4	Strike (3-1)	YES	Walk (3-1)	Luis Oviedo (P)	Luis Hernandez
65.	65 - June 17	vs. Columbus	Logan Porter	Catcher	▲ 6	Ball (1-0)	No	Home Run (2-1)	Oscar Gonzalez (LF)	Luis Hernandez
66.	65 - June 17	vs. Columbus	José Briceño	Batter	▼ 6	Strike (1-2)	No	Strikeout Looking (1-2)	Michael Kelly (P)	Luis Hernandez
67.	65 - June 17	vs. Columbus	Logan Porter	Catcher	▲ 7	Ball (1-1)	YES	Single (1-2)	George Valera (RF)	Luis Hernandez
68.	66 - June 18	vs. Columbus	James McArthur	Pitcher	▲ 1	Ball (0-1)	No	Single (1-2)	Oscar Gonzalez (LF)	Jose Matamoros
69.	66 - June 18	vs. Columbus	José Briceño	Catcher	▲ 4	Ball (1-0)	No	Walk (3-0)	George Valera (RF)	Jose Matamoros
70.	66 - June 18	vs. Columbus	José Briceño	Catcher	▲ 8	Ball (1-0)	YES	Groundout, 4-3 (2-2)	Jhonkensy Noel (1B)	Jose Matamoros
71.	70 - June 23	@ Rochester	Clay Dungan	Batter	▲ 6	Strike (1-2)	YES	Single (2-2)	Joan Adon (P)	Steven Jaschinski
72.	70 - June 23	@ Rochester	Logan Porter	Batter	▲ 8	Strike (1-0)	YES	Strikeout Looking (2-2)	Amos Willingham (P)	Steven Jaschinski
73.	70 - June 23	@ Rochester	Logan Porter	Batter	▲ 8	Strike (1-1)	No	Strikeout Looking (2-2)	Amos Willingham (P)	Steven Jaschinski
74.	71 - June 24	@ Rochester	Jermaine Palacios	Batter	▲ 2	Strike (2-2)	No	Strikeout Looking (2-2)	Anthony Banda (P)	Chris Marco
75.	71 - June 24	@ Rochester	José Briceño	Catcher	▼ 2	Ball (0-0)	No	Groundout, 6-3 (2-2)	Luis Torrens (C)	Chris Marco
76.	71 - June 24	@ Rochester	José Briceño	Catcher	▼ 6	Ball (1-0)	YES	Walk (3-2)	Travis Blankenhorn (LF)	Chris Marco
77.	71 - June 24	@ Rochester	Jonathan Heasley	Pitcher	▼ 6	Ball (3-2)	No	Walk (3-2)	Travis Blankenhorn (LF)	Chris Marco
78.	72 - June 25	@ Rochester	John Rave	Batter	▲ 3	Ball (1-2)	YES	Strikeout Swinging (2-2)	Sean Doolittle (L)	Tom West
79.	76 - July 2 [G1]	vs. Iowa	José Briceño	Catcher	▲ 1	Ball (1-0)	No	Walk (3-1)	Patrick Wisdom (1B)	Randy Rosenberg
80.	76 - July 2 [G1]	vs. Iowa	José Briceño	Catcher	▼ 4	Ball (0-0)	No	Walk (3-0)	Dom Nunez (C)	Randy Rosenberg
81.	76 - July 2 [G1]	vs. Iowa	Clay Dungan	Batter	▼ 5	Strike (1-0)	YES	RBI Single (2-1)	Rowan Wick (P)	Randy Rosenberg
82.	76 - July 2 [G1]	vs. Iowa	Nate Eaton	Batter	▼ 6	Strike (1-0)	YES	Strikeout Swinging (2-2)	Rowan Wick (P)	Randy Rosenberg
83.	76 - July 2 [G1]	vs. Iowa	José Briceño	Catcher	▼ 7	Ball (2-2)	No	Single (3-2)	Sergio Alcantara (SS)	Randy Rosenberg
84.	77 - July 2 [G2]	vs. Iowa	Angelo Castellano	Batter	▼ 3	Strike (0-0)	No	Fielder's Choice, 6-4 (0-1)	Nick Neider (P)	Louie Krupa
85.	78 - July 3	vs. Iowa	Logan Porter	Catcher	▲ 4	Ball (0-1)	YES	Walk (3-2)	Dom Nunez (C)	Tyler Jones
86.	78 - July 3	vs. Iowa	Logan Porter	Catcher	▲ 6	Ball (0-1)	No	Strikeout Swinging (2-2)	Miles Mastrobrianni (2B)	Tyler Jones
87.	78 - July 3	vs. Iowa	Clay Dungan	Batter	▼ 7	Strike (0-0)	YES	Strikeout Looking (2-2)	Bailey Horn (P)	Tyler Jones
88.	78 - July 3	vs. Iowa	Nate Eaton	Batter	▼ 8	Strike (0-2)	YES	Strikeout Looking (0-2)	Cam Sanders (P)	Tyler Jones
89.	82 - July 7	@ Gwinnett	Logan Porter	Batter	▲ 3	Strike (2-1)	YES	Walk (3-1)	Jared Shuster (P)	Matthew Bates
90.	82 - July 7	@ Gwinnett	Logan Porter	Batter	▲ 3	Strike (3-1)	YES	Walk (3-1)	Jared Shuster (P)	Matthew Bates
91.	82 - July 7	@ Gwinnett	Jermaine Palacios	Batter	▼ 9	Strike (0-1)	No	Strikeout Swinging (2-2)	Beau Burrows (P)	Matthew Bates
92.	82 - July 7	@ Gwinnett	Logan Porter	Catcher	▼ 9	Ball (3-0)	YES	Walk (3-2)	Chadwick Tromp (C)	Matthew Bates

														STORM CHASERS				OPPONENT			
GM #	MARCH	OPPONENT	SCORE	RECORD	STANDINGS, DIV	WIN	LOSS	SAVE	TEMP.	1ST PITCH	TIME	ATT.	HOME ATT.	R	H	E	LO	R	H	E	LO
1.	3/31	@ Indianapolis	W, 8-6	1-0	1st +0.5	C. Snider (1-0)	Y. De Los Santos (0-1)	J. Staumont (1)	66°	7:05 PM	2:54	8,095		8	12	0	14	6	11	2	7
														STORM CHASERS				OPPONENT			
GM #	APRIL	OPPONENT	SCORE	RECORD	STANDINGS, DIV	WIN	LOSS	SAVE	TEMP.	1ST PITCH	TIME	ATT.	HOME ATT.	R	H	E	LO	R	H	E	LO
2.	4/1	@ Indianapolis	W, 12-1	2-0	1st +1.0	D. Parrish (1-0)	C. Smith (0-1)	-	42°	1:37 PM	2:26	4,012		12	16	0	11	1	5	2	3
3.	4/2	@ Indianapolis	W, 8-3	3-0	1st +1.0	J. Kowar (1-0)	D. Zamora (0-1)	-	49°	1:36 PM	2:53	4,240		8	12	0	9	3	11	2	10
4.	4/4	TOLEDO	L, 9-2	3-1	2nd -0.5	B. White (1-0)	M. Castillo (0-1)	-	55°	6:42 PM	2:27	3,200	3,200	2	6	0	6	9	12	0	5
5.	4/5	TOLEDO	L, 7-6	3-2	2nd -1.0	T. Holton (1-0)	R. Weiss (0-1)	M. Díaz (2)	35°	12:07 PM	2:40	1,405	4,605	6	8	2	6	7	12	1	9
6.	4/6	TOLEDO	L, 8-5	3-3	3rd -2.0	J. Fry (1-0)	J. Kowar (1-1)	M. Del Pozo (1)	45°	12:06 PM	2:48	1,607	6,212	5	7	1	4	8	10	2	9
7.	4/7	TOLEDO	W, 9-4	4-3	2nd -1.0	J. Heasley (1-0)	R. Olson (0-2)	-	70°	6:35 PM	2:35	1,968	8,180	9	12	0	6	4	9	0	11
8.	4/8	TOLEDO	W, 13-8	5-3	2nd -0.5	M. Martinez (1-0)	M. Lorenzen (0-1)	-	71°	2:05 PM	2:49	2,070	10,250	13	12	3	4	8	13	0	12
9.	4/9	TOLEDO	L, 8-2	5-4	2nd -1.5	T. Holton (2-0)	M. Castillo (0-2)	-	73°	2:11 PM	2:57	2,119	12,369	2	6	3	12	8	13	0	11
10.	4/11	@ Iowa	L, 9-6	5-5	15th -2.5	R. Elias (1-0)	M. Mayers (0-1)	M. Rodriguez (1)	79°	6:38 PM	2:34	3,557		6	10	0	6	9	7	1	6
11.	4/12	@ Iowa	W, 10-6	6-5	15th -1.5	J. Kowar (2-0)	R. Thompson (0-1)	-	77°	12:09 PM	2:26	4,085		10	12	0	5	6	8	0	4
12.	4/13	@ Iowa	L, 14-1	6-6	16th -2.5	N. Neidert (1-1)	J. Heasley (1-1)	-	81°	6:38 PM	2:18	3,647		1	6	1	4	14	15	0	8
13.	4/14	@ Iowa	W, 11-8	7-6	16th -2.0	C. Snider (2-0)	M. Rodriguez (1-1)	N. Wittgren (1)	79°	7:09 PM	3:16	6,257		11	11	2	10	8	11	3	10
	4/15	@ Iowa	PPD/Rain (To be made up April 16)																		
14.	4/16	@ Iowa	Cancelled/Snow																		
15.	4/16	@ Iowa	Cancelled/Snow																		
14.	4/18	GWINNETT	L, 4-1	7-7	15th -3.0	T. Tice (2-0)	J. Kowar (2-2)	Y. Rios (1)	70°	6:39 PM	2:24	1,703	14,072	1	7	1	8	4	6	0	8
15.	4/19	GWINNETT	L, 6-2	7-8	15th -4.0	B. Burrows (1-0)	J. Heasley (1-2)	-	70°	12:05 PM	2:15	6,641	20,713	2	6	0	5	6	10	0	3
16.	4/20	GWINNETT	L, 9-3	7-9	16th -4.5	B. Moran (1-0)	M. Castillo (0-3)	-	56°	6:37 PM	2:47	2,026	22,739	3	3	1	10	9	10	1	5
17.	4/21	GWINNETT	L, 7-3	7-10	7th -6.0	A. Winans (1-2)	E. Sisk (0-1)	-	44°	6:36 PM	3:01	2,041	24,780	3	9	2	9	7	11	0	8
18.	4/22	GWINNETT	L, 5-2	7-11	16th -7.0	D. Dodd (1-0)	A. Núñez (0-1)	Y. Rios (2)	42°	2:06 PM	2:27	3,025	27,805	2	4	1	2	5	10	0	10
19.	4/23	GWINNETT	W, 5-3	8-11	16th -6.0	M. Mayers (1-1)	N. Kingham (0-3)	N. Wittgren (2)	49°	2:06 PM	2:23	2,046	29,851	5	12	3	6	3	8	0	9
20.	4/25	@ Nashville	L, 8-3	8-12	16th -7.0	R. Gasser (1-0)	J. Heasley (1-3)	-	67°	6:39 PM	2:14	4,127		3	5	1	3	8	11	0	6
21.	4/26	@ Nashville	L, 5-0	8-13	17th -8.0	C. Boushley (1-1)	M. Castillo (0-4)	-	68°	6:37 PM	2:27	5,455		0	4	0	5	5	11	1	8
22.	4/27	@ Nashville	W, 2-1	9-13	7th -8.0	A. Cox (1-0)	J. Junk (2-1)	N. Wittgren (3)	61°	7:19 PM	2:28 (:44)	3,507		2	8	0	7	1	6	1	8
23.	4/28	@ Nashville	L, 4-3	9-14	7th -7.0	J. Bukauskas (1-0)	J. Dye (0-1)	-	69°	6:37 PM	2:26	6,707		3	5	1	3	4	7	1	4
24.	4/29	@ Nashville	L, 6-5 (10)	9-15	18th -8.0	L. Erceg (3-0)	E. Sisk (0-2)	-	70°	6:39 PM	2:58	9,833		5	8	0	6	6	13	1	15
25.	4/30	@ Nashville	W, 10-6	10-15	7th -8.0	A. Núñez (1-1)	J. Bukauskas (1-1)	-	61°	3:08 PM	3:00 (7:03)	9,469		10	11	1	9	6	9	3	9
APRIL Hitting Results: .250/.337/.441 (200-for-799), 49 2B, 2 3B, 33 HR, 124 R, 99 BB, 38 SB // APRIL Pitching Results: 9-15, 5.65 ERA (133 ER in 212.0 IP), 3/7 SV, 238 H, 30 HR, 104 BB, 198 K, 1.61 WHIP, .284 AVG																					
														STORM CHASERS				OPPONENT			
GM #	MAY	OPPONENT	SCORE	RECORD	STANDINGS, DIV	WIN	LOSS	SAVE	TEMP.	1ST PITCH	TIME	ATT.	HOME ATT.	R	H	E	LO	R	H	E	LO
26.	5/2	LOUISVILLE	L, 10-4	10-16	18th -8.0	A. Abbott (1-0)	M. Castillo (0-5)	-	57°	12:06 PM	2:57	2,024	31,875	4	6	0	10	10	14	2	8
27.	5/3	LOUISVILLE	L, 7-4	10-17	10th -9.0	B. Lively (4-0)	M. Martinez (1-1)	-	60°	11:07 AM	2:20	3,364	35,239	4	10	1	5	7	11	0	7
28.	5/4	LOUISVILLE	L, 12-10	10-18	10th -9.0	R. Wynne (1-1)	D. Parrish (1-1)	-	77°	6:36 PM	2:45	3,333	38,572	10	11	1	9	12	13	4	4
29.	5/5	LOUISVILLE	W, 6-2	11-18	10th -8.0	M. Mayers (2-1)	B. Williamson (1-4)	J. Kowar (1)	63°	6:36 PM	2:14	5,735	44,307	6	5	0	3	2	7	1	7
30.	5/6	LOUISVILLE	W, 11-9	12-18	8th -7.5	E. Sisk (1-2)	J. Kuhnel (0-1)	J. Cuas (1)	78°	6:37 PM	2:57	3,872	48,179	11	12	0	8	9	13	1	6
31.	5/7	LOUISVILLE	L, 4-3	12-19	9th -7.0	Z. Brown (1-1)	B. Kriske (0-1)	A. Busenitz (3)	82°	2:07 PM	2:46	2,469	50,648	3	8	0	7	4	6	0	8
32.	5/9	@ Scranton/WB	L, 14-2	12-20	9th -8.0	M. Spence (3-2)	D. Parrish (1-2)	-	68°	6:06 PM	2:20	3,053		2	4	1	2	14	18	1	7
33.	5/10	@ Scranton/WB	L, 4-3	12-21	10th -8.5	A. McGarity (3-0)	D. Coleman (0-1)	-	60°	11:05 AM	2:41	5,829		3	5	0	9	4	4	1	6
34.	5/11	@ Scranton/WB	W, 4-3 (11)	13-21	9th -8.5	A. Núñez (2-1)	D. Snelten (0-2)	-	76°	6:37 PM	3:02	3,691		4	4	0	6	3	8	2	10
35.	5/12	@ Scranton/WB	W, 3-2	14-21	9th -8.5	D. Lynch (1-0)	R. Vásquez (0-5)	N. Wittgren (4)	79°	6:35 PM	2:22	4,142		3	8	0	5	2	4	1	6
36.	5/13	@ Scranton/WB	L, 8-6	14-22	10th -9.0	A. McGarity (4-0)	B. Kriske (0-2)	-	76°	4:05 PM	2:32	5,027		6	14	0	6	8	10	0	5
37.	5/14	@ Scranton/WB	W, 6-3	15-22	9th -8.0	J. Dipoto (1-0)	D. Snelten (0-3)	N. Wittgren (5)	75°	1:06 PM	3:02	3,058		6	7	0	6	3	9	1	11
38.	5/16	TOLEDO	L, 9-2	15-23	10th -8.0	H. Hembree (4-1)	J. Heasley (1-4)	-	77°	6:36 PM	2:45	2,001	52,649	2	9	1	15	9	12	0	6
39.	5/17	TOLEDO	W, 16-8	16-23	10th -7.5	W. Pennington (1-0)	Z. Logue (1-3)	-	83°	6:37 PM	2:54	2,218	54,867	16	18	0	8	8	14	2	3
40.	5/18	TOLEDO	W, 9-0	17-23	10th -6.5	A. Cox (2-0)	B. Haniffee (0-3)	-	78°	6:37 PM	2:31	3,529	58,396	9	14	0	8	0	3	0	6
41.	5/19	TOLEDO	W, 9-1	18-23	10th -6.0	A. Núñez (3-1)	A. Bernger (1-1)	-	66°	6:36 PM	2:41	5,058	63,454	9	12	1	9	1	6	1	8
42.	5/20	TOLEDO	L, 4-1	18-24	10th -7.5	R. Olson (2-3)	J. McArthur (0-1)	M. Díaz (7)	75°	6:38 PM	2:47	6,882	70,336	1	2	0	8	4	5	1	8
43.	5/21	TOLEDO	W, 8-4	19-24	10th -6.5	N. Wittgren (1-0)	S. Elledge (0-1)	-	81°	5:07 PM	2:50	3,995	74,331	8	12	0	9	4	15	2	11
44.	5/23	@ St. Paul	W, 6-1	20-24	10th -6.5	D. Lynch (2-0)	S. Woods Richardson (0-5)	-	76°	11:09 AM	2:24	7,436		6	10	0	10	1	6	0	7
45.	5/24	@ St. Paul	L, 6-5	20-25	10th -6.5	O. Ortega (2-0)	B. Kriske (0-3)	-	68°	7:08 PM	3:00	4,222		5	11	1	12	6	9	2	9
46.	5/25	@ St. Paul	L, 8-6	20-26	10th -7.5	R. Henriquez (1-0)	A. Núñez (3-2)	P. Murphy (2)	74°	7:09 PM	2:50	7,218		6	10	3	12	8	10	2	6
47.	5/26	@ St. Paul	W, 6-4	21-26	9th -6.5	D. Parrish (2-2)	C. Sadzeck (1-3)	D. Coleman (1)	77°	7:08 PM	2:59	6,080		6	8	1	8	4	8	1	9
48.	5/27	@ St. Paul	L, 14-1	21-27	9th -7.5	R. Dobnak (2-1)	J. Heasley (1-5)	-	80°	7:10 PM	2:51	6,386		1	6	3	8	14	16	1	10
49.	5/28	@ St. Paul	L, 10-6	21-28	10th -8.5	J. Winder (3-1)	J. Kowar (2-3)	-	82°	5:12 PM	2:28	8,640		6	11	2	4	10	9	1	2
50.	5/30	MEMPHIS	W, 7-6	22-28	9th -8.0	A. Veneziano (1-0)	J. Woodford (0-1)	B. Kriske (1)	82°	7:06 PM	2:32	2,352	76,683	7	12	0	6	6	6	3	8
51.	5/31	MEMPHIS	L, 9-4	22-29	10th -8.5	M. McGreevy (4-0)	A. Cox (2-1)	-	84°	7:06 PM	2:37	5,049	81,732	4	9	2	8	9	11	2	8
MAY Hitting Results: .269/.366/.436 (238-for-885), 53 2B, 7 3B, 27 HR, 148 R, 120 BB, 58 SB // MAY Pitching Results: 12-14, 5.61 ERA (162 ER in 229.1 IP), 6/12 SV, 247 H, 46 HR, 126 BB, 235 K, 1.63 WHIP, .278 AVG																					
														STORM CHASERS				OPPONENT			
GM #	JUNE	OPPONENT	SCORE	RECORD	STANDINGS, DIV	WIN	LOSS	SAVE	TEMP.	1ST PITCH	TIME	ATT.	HOME ATT.	R	H	E	LO	R	H	E	LO
52.	6/1	MEMPHIS	L, 12-6	22-30	10th -9.0	D. Hudson (2-3)	C. Snider (2-1)	-	70°	7:07 PM	3:12	3,685	85,417	6	9	1	8	12	11	0	9
53.	6/2	MEMPHIS	W, 10-9 (10)	23-30	10th -8.5	J. Dipoto (2-0)	J. Walsh (2-1)	-	76												

GM #	JUNE	OPPONENT	SCORE	RECORD	STANDINGS, LG	WIN	LOSS	SAVE	TEMP.	1ST PITCH	TIME	ATT.	HOME ATT.	STORM CHASERS				OPPONENT			
														R	H	E	LO	R	H	E	LO
73.	6/28	IOWA	L, 9-2	0 - 1, 38 - 35	¹ 10th -1.0	C. Kilian (5-1)	B. Haniffee (0-3)	-	83°	12:07 PM	2:33	3,776	131,378	2	5	1	5	9	7	0	8
74.	6/29	IOWA	W, 8-3	1 - 1, 39 - 35	⁷ th -1.0	M. Mayers (3-1)	R. Thompson (2-5)	-	89°	7:09 PM	2:44	5,951	137,329	8	12	0	11	3	3	1	4
75.	6/30	IOWA	L, 6-5	1 - 2, 39 - 36	¹ 11th -2.0	M. Rodriguez (2-3)	J. Kowar (2-4)	-	82°	7:08 PM	2:52	6,012	143,341	5	9	0	10	6	8	2	5

JUNE Hitting Results: .281/.380/.450 (226-for-804), 55 2B, 3 3B, 25 HR, 152 R, 125 BB, 45 SB // JUNE Pitching Results: 16-6, 4.35 ERA (104 ER in 215.1 IP), 6/11 SV, 187 H, 26 HR, 127 BB, 219 K, 1.46 WHIP, .232 AVG

														STORM CHASERS				OPPONENT			
GM #	JULY	OPPONENT	SCORE	RECORD	STANDINGS, LG	WIN	LOSS	SAVE	TEMP.	1ST PITCH	TIME	ATT.	HOME ATT.	R	H	E	LO	R	H	E	LO
76.	7/1	IOWA	PPD/Rain (Made up July 2, 6-2 loss)																		
76.	7/2 G1	IOWA	W, 11-1 (7)	2 - 2, 40 - 36	18th -1.5	J. Bowlan (2-0)	C. Clarke (0-3)	-	84°	2:07 PM	2:20	-	143,341	11	16	0	6	1	4	0	8
77.	7/2 G2	IOWA	L, 6-2 (7)	2 - 3, 40 - 37	13th -3.0	N. Neidert (4-3)	C. Ragans (0-1)	-	87°	5:06 PM	1:46	6,764	150,105	2	6	0	3	6	10	0	3
78.	7/3	IOWA	L, 7-6	2 - 4, 40 - 38	14th -4.0	B. Brown (4-5)	A. Zerpa (0-1)	M. Rodríguez (10)	88°	7:08 PM	2:41	9,023	159,128	6	5	1	5	7	9	1	5
79.	7/4	@ Gwinnett	L, 3-2	2 - 5, 40 - 39	15th -4.0	R. Muñoz (2-2)	J. Kowar (2-5)	G. Holmes (5)	88°	7:07 PM	2:14	10,067		1	3	1	0	3	4	0	6
80.	7/5	@ Gwinnett	L, 8-7 (10)	2 - 6, 40 - 40	15th -4.0	B. Burrows (3-2)	B. Kriske (0-4)	-	83°	7:07 PM	3:08	1,811		7	13	1	9	8	10	0	9
81.	7/6	@ Gwinnett	L, 9-6	2 - 7, 40 - 41	18th -5.0	N. Margevicius (3-2)	E. Sisk (2-3)	G. Holmes (6)	81°	7:08 PM	2:21	2,761		6	10	1	4	9	6	0	2
82.	7/7	@ Gwinnett	W, 7-1	3 - 7, 41 - 41	16th -4.5	C. Ragans (1-1)	J. Shuster (2-2)	J. Bowlan (1)	80°	8:13 PM	2:45 (7:08)	4,515		7	13	0	13	1	7	0	8
83.	7/8	@ Gwinnett	Cancelled/Wet Grinds																		
83.	7/9	@ Gwinnett																			
84.	7/14	INDIANAPOLIS																			
85.	7/15	INDIANAPOLIS																			
86.	7/16	INDIANAPOLIS																			
87.	7/18	ST. PAUL																			
88.	7/19	ST. PAUL																			
89.	7/20	ST. PAUL																			
90.	7/21	ST. PAUL																			
91.	7/22	ST. PAUL																			
92.	7/23	ST. PAUL																			
93.	7/25	@ Columbus																			
94.	7/26	@ Columbus																			
95.	7/27	@ Columbus																			
96.	7/28	@ Columbus																			
97.	7/29	@ Columbus																			
98.	7/30	@ Columbus																			
JULY Hitting Results: TBD // JULY Pitching Results: TBD																					

JULY Hitting Results: TBD // JULY Pitching Results: TBD

														STORM CHASERS				OPPONENT			
GM #	AUGUST	OPPONENT	SCORE	RECORD	STANDINGS, LG	WIN	LOSS	SAVE	TEMP.	1ST PITCH	TIME	ATT.	HOME ATT.	R	H	E	LO	R	H	E	LO
99.	8/1	@ Louisville																			
100.	8/2	@ Louisville																			
101.	8/3	@ Louisville																			
102.	8/4	@ Louisville																			
103.	8/5	@ Louisville																			
104.	8/6	@ Louisville																			
105.	8/8	IOWA																			
106.	8/9	IOWA																			
107.	8/10	IOWA																			
108.	8/11	IOWA																			
109.	8/12	IOWA																			
110.	8/13	IOWA																			
111.	8/15	@ Toledo																			
112.	8/16	@ Toledo																			
113.	8/17	@ Toledo																			
114.	8/18	@ Toledo																			
115.	8/19	@ Toledo																			
116.	8/20	@ Toledo																			
117.	8/22	ST. PAUL																			
118.	8/23	ST. PAUL																			
119.	8/24	ST. PAUL																			
120.	8/25	ST. PAUL																			
121.	8/26	ST. PAUL																			
122.	8/27	ST. PAUL																			
123.	8/29	LOUISVILLE																			
124.	8/30	LOUISVILLE																			
125.	8/31	LOUISVILLE																			



LF

Tucker Bradley, 39 (20-19)
Dairon Blanco, 11 (6-5)
Samad Taylor, 9 (6-3)
Brewer Hicklen, 8 (2-6)
John Rave, 7 (4-3)
Nick Pratto, 3 (1-2)
Nate Eaton, 2 (1-1)
Franmil Reyes, 1 (1-0)
Tyler Gentry, 1 (0-1)

CF

Dairon Blanco, 26 (13-13)
Drew Waters, 12 (7-5)
Samad Taylor, 11 (2-9)
John Rave, 11 (5-6)
Nate Eaton, 9 (5-4)
Kyle Isbel, 8 (6-2)
Brewer Hicklen, 4 (2-2)

RF

Tyler Gentry, 69 (33-36)
Dairon Blanco, 4 (4-0)
Nate Eaton, 4 (2-2)
CJ Alexander, 4 (1-3)
John Rave, 1 (1-0)

SS

Angelo Castellano, 38 (15-24)
Adeiny Hechavarria, 16 (9-7)
Maikel Garcia, 14 (8-6)
Clay Dungan, 9 (5-4)
Jermaine Palacios, 2 (2-0)
Johan Camargo, 1 (1-0)
Nicky Lopez, 1 (1-0)

2B

Samad Taylor, 41 (22-19)
Clay Dungan, 14 (10-4)
Nick Loftin, 9 (1-8)
Nate Eaton, 7 (3-4)
Angelo Castellano, 5 (2-3)
Johan Camargo, 3 (2-1)
Michael Massey, 2 (1-1)
Nicky Lopez, 1 (0-1)

3B

Nick Loftin, 32 (18-14)
Maikel Garcia, 10 (2-8)
Jermaine Palacios, 9 (6-3)
Clay Dungan, 9 (5-4)
Johan Camargo, 8 (5-3)
Nate Eaton, 7 (2-5)
Angelo Castellano, 4 (3-1)
Samad Taylor, 2 (0-2)
Nicky Lopez, 1 (0-1)

SP

Jonathan Heasley, 13 (7-6)
Drew Parrish, 12 (7-5)
Max Castillo, 11 (3-8)
Austin Cox, 8 (4-4)
Mike Mayers, 8 (3-5)
Anthony Veneziano, 6 (4-2)
Daniel Lynch, 4 (3-1)
Daniel Mengden, 3 (3-0)
Alec Marsh, 3 (2-1)
Ryan Yarbrough, 3 (1-2)
Brad Keller, 2 (1-1)
James McArthur, 2 (1-1)
Cole Ragans, 2 (1-1)
Angel Zerpa, 2 (0-2)
Jonathan Bowlan, 1 (1-0)
Jackson Kowar, 1 (0-1)
Marcelo Martinez, 1 (0-1)

1B

CJ Alexander, 26 (13-13)
Logan Porter, 19 (12-7)
Nick Pratto, 16 (6-10)
Angelo Castellano, 9 (5-4)
Paxton Wallace, 3 (2-1)
Greyson Jenista, 3 (1-2)
Matt Beaty, 2 (2-0)
Johan Camargo, 2 (1-1)
Jermaine Palacios, 2 (0-2)

DH

Brewer Hicklen, 31 (21-10)
CJ Alexander, 10 (6-4)
Dairon Blanco, 7 (4-3)
Tucker Bradley, 7 (4-3)
Tyler Gentry, 5 (2-3)
Logan Porter, 4 (1-3)
Jakson Reetz, 3 (1-2)
Franmil Reyes, 3 (1-2)
Nick Loftin, 3 (0-3)
Johan Camargo, 2 (0-2)
Freddy Fermin, 2 (0-2)
Matt Beaty, 1 (1-0)
Kyle Isbel, 1 (1-0)
Nate Eaton, 1 (0-1)
Michael Massey, 1 (0-1)
Samad Taylor, 1 (0-1)

C

Logan Porter, 40 (19-21)
Jakson Reetz, 23 (12-11)
Freddy Fermin, 12 (6-6)
José Briceño, 7 (4-3)

1	2	3	4	5	6	7	8	9
Samad Taylor, 45 (18-27) Drew Waters, 12 (7-5) Dairon Blanco, 9 (7-2) Brewer Hicklen, 9 (6-3) Nate Eaton, 3 (2-1) John Rave, 3 (1-2) Tucker Bradley, 1 (0-1)	Maikel Garcia, 24 (10-14) Samad Taylor, 16 (11-5) Nick Loftin, 9 (7-2) Nate Eaton, 9 (3-6) John Rave, 7 (4-3) Nick Loftin, 7 (3-4) Nicky Lopez, 3 (1-2) Michael Massey, 2 (1-1) Clay Dungan, 1 (1-0) CJ Alexander, 1 (0-1) Tucker Bradley, 1 (0-1) Adeiny Hechavarria, 1 (0-1) Logan Porter, 1 (0-1)	Tyler Gentry, 57 (28-29) Logan Porter, 7 (3-4) Nick Loftin, 5 (3-2) Nick Pratto, 4 (3-1) John Rave, 3 (1-2) Samad Taylor, 3 (1-2) Matt Beaty, 1 (1-0) Nate Eaton, 1 (0-1) Michael Massey, 1 (0-1)	Logan Porter, 24 (12-12) Nick Pratto, 14 (5-9) Tyler Gentry, 10 (5-5) Nate Eaton, 9 (4-5) Johan Camargo, 8 (6-2) CJ Alexander, 7 (4-3) Franmil Reyes, 4 (2-2) Nick Loftin, 3 (1-2) Matt Beaty, 1 (1-0) Freddy Fermin, 1 (1-0) Brewer Hicklen, 1 (0-1)	Nick Loftin, 25 (9-16) Logan Porter, 11 (8-3) CJ Alexander, 9 (7-2) Tucker Bradley, 7 (2-5) Nate Eaton, 6 (3-3) Clay Dungan, 4 (3-1) Brewer Hicklen, 4 (3-1) John Rave, 4 (2-2) Johan Camargo, 4 (1-3) Jakson Reetz, 2 (2-0) Tyler Gentry, 2 (1-1) Dairon Blanco, 1 (0-1) Freddy Fermin, 1 (0-1) Greyson Jenista, 1 (0-1) Nick Pratto, 1 (0-1)	Logan Porter, 16 (6-10) CJ Alexander, 15 (6-9) Brewer Hicklen, 10 (6-4) Jakson Reetz, 8 (3-5) Tyler Gentry, 6 (1-5) Adeiny Hechavarria, 4 (3-1) Dairon Blanco, 4 (2-2) Nick Loftin, 4 (2-2) Jermaine Palacios, 3 (3-0) Freddy Fermin, 2 (2-0) Clay Dungan, 2 (1-1) Nate Eaton, 2 (1-1) Matt Beaty, 1 (1-0) Tucker Bradley, 1 (1-0) José Briceño, 1 (1-0) Greyson Jenista, 1 (1-0) John Rave, 1 (1-0) Johan Camargo, 1 (0-1)	Dairon Blanco, 17 (9-8) Jakson Reetz, 11 (6-5) Brewer Hicklen, 11 (5-6) Freddy Fermin, 10 (3-7) Adeiny Hechavarria, 9 (5-4) Jermaine Palacios, 6 (2-4) Clay Dungan, 5 (4-1) CJ Alexander, 5 (3-2) Logan Porter, 4 (2-2) Tucker Bradley, 1 (1-0) Nate Eaton, 1 (1-0) Greyson Jenista, 1 (0-1) Johan Camargo, 1 (0-1)	Clay Dungan, 16 (9-7) Dairon Blanco, 15 (7-8) Tucker Bradley, 12 (6-6) Angelo Castellano, 8 (4-4) Brewer Hicklen, 8 (3-5) José Briceño, 6 (3-3) Jakson Reetz, 5 (2-3) Jermaine Palacios, 3 (3-0) CJ Alexander, 3 (0-3) Adeiny Hechavarria, 2 (1-1) Paxton Wallace, 2 (1-1) Johan Camargo, 1 (1-0) John Rave, 1 (1-0)	Angelo Castellano, 50 (21-29) Tucker Bradley, 23 (14-9) Clay Dungan, 4 (2-2) Dairon Blanco, 2 (2-0) Brewer Hicklen, 1 (1-0) Jermaine Palacios, 1 (0-1) Paxton Wallace, 1 (0-1)

PLAYER	GS	POSITION										BATTING ORDER								
		C	1B	2B	3B	SS	LF	CF	RF	OF	DH	1ST	2ND	3RD	4TH	5TH	6TH	7TH	8TH	9TH
Tyler Gentry	75					1			69	70	5			57	10	2	6			
Samad Taylor	64			41	2		9	11		20	1	45	16	3						
Logan Porter	64	40	20								4		1	7	25	11	16	4		
Angelo Castellano	58		9	5	5	39													8	50
Dairon Blanco	48						11	26	4	47	7	9				1	4	17	15	2
Tucker Bradley	46						39			39	7	1	1			7	1	1	12	23
Nick Loftin	44			9	32						3		7	5	3	25	4			
Brewer Hicklen	44						9	4		73	31	9			1	4	10	11	8	1
CJ Alexander	40		26						4	4	10		1		7	9	15	5	3	
Clay Dungan	32			14	9	9							1			4	2	5	16	4
Nate Eaton	31			7	7		2	10	4	76	1	3	9	1	9	6	2	1		
Jakson Reetz	26	23									3					2	8	11	5	
Maikel Garcia	24				10	14							24							
John Rave	19						7	11	1	79		3	7	3		4	1		1	
Nick Pratto	18		15				3			3				4	13	1				
Adeiny Hechavarria	16					16							1				4	9	2	
Johan Camargo	15		2	3	7	1				2					8	4	1	1	1	
Freddy Fermin	14	12								2					1	1	2	10		
Jermaine Palacios	13		2		9	2											3	6	3	1
Drew Waters	12							12		72		12								
Kyle Isbel	9							8		8	1		9							
José Briceño	7	7															1		6	
Franmil Reyes	4					1				7	3				4					
Nicky Lopez	3			1	1	1							3							
Greyson Jenista	3		3													1	1	1		
Matt Beaty	3		2								1			1	1		1			
Michael Massey	3			2							1		2	1						
Paxton Wallace	3		3																2	1

OF LINEUP COMBOS

82 Games

80 Unique Lineup Combinations Used

MOST USED LINEUP (2, 2x)

PLAYER	Pos.
1. Brewer Hicklen	DH
2. John Rave	CF
3. Logan Porter	C
4. Nate Eaton	2B
5. Tucker Bradley	LF
6. Tyler Gentry	RF
7. Adeiny Hechavarria	SS
8. Clay Dungan	3B
9. Angelo Castellano	1B

STORM CHASERS POSITION PRODUCTION

	AVG	AB	H	TB	2B	3B	HR	RBI	BB	SO	OBP	SLG	OPS	SAC	SF	HBP	GIDP
C	.272	294	80	132	19	0	11	40	45	87	.375	.449	.824	0	3	5	9
1B	.256	317	81	155	17	3	17	54	30	88	.320	.489	.809	0	4	2	8
2B	.267	311	83	128	17	2	8	45	48	69	.368	.412	.780	1	6	5	7
3B	.291	306	89	146	21	0	12	60	45	61	.379	.477	.856	1	6	2	12
SS	.237	287	68	105	16	0	7	46	43	68	.335	.366	.701	0	3	1	4
LF	.280	286	80	131	18	3	9	50	43	74	.379	.458	.837	2	5	6	11
CF	.318	318	101	164	25	4	10	43	41	73	.410	.516	.926	2	2	10	14
RF	.242	318	77	129	20	1	10	50	44	87	.345	.406	.751	1	4	8	6
DH	.266	308	82	138	22	2	10	46	39	95	.356	.448	.804	2	2	5	6

STORM CHASERS BATTING ORDER PRODUCTION

	AVG	AB	H	TB	2B	3B	HR	RBI	BB	SO	OBP	SLG	OPS	SAC	SF	HBP	GIDP
1st	.308	338	104	164	23	5	9	52	42	78	.388	.485	.873	1	7	7	9
2nd	.255	322	82	133	25	1	8	52	53	80	.359	.413	.772	1	5	2	10
3rd	.256	313	80	130	19	2	9	59	51	83	.369	.415	.784	1	6	9	9
4th	.253	328	83	147	17	1	15	49	32	86	.320	.448	.768	0	6	3	8
5th	.269	323	87	148	15	2	14	53	29	73	.334	.458	.792	1	3	4	11
6th	.293	307	90	166	26	1	16	44	33	83	.367	.541	.908	0	2	4	6
7th	.232	285	66	112	17	1	9	46	43	81	.342	.393	.735	2	2	6	9
8th	.268	261	70	102	14	0	6	29	58	79	.415	.391	.806	1	2	9	5
9th	.285	281	80	128	20	2	8	52	37	66	.366	.456	.822	2	2	0	10

OUTFIELD ASSIST LOG (20)

#	OUTFIELDER	Pos.	GAME	INNING	BASE	PITCHER	BATTER	RUNNER OUT	PLAY
1.	Tucker Bradley	LF	4/4 vs. Toledo	▲ 6	3rd	Brooks Kriske	Akil Baddoo	Akil Baddoo	Baddoo 3-RBI double, out at 3rd (7-6-5)
2.	Tyler Gentry	RF	4/14 @ Iowa	▼ 5	Home	Andrés Núñez	Matt Mervis	Christopher Morel	Mervis double, Morel out at home (9-4-2)
3.	Dairon Blanco	CF	4/19 vs. Gwinnett	▲ 3	2nd	Jonathan Heasley	Hendrik Clementina	Hendrik Clementina	Clementina RBI single, out at 2nd (8-4)
4.	Samad Taylor	CF	4/26 @ Nashville	▼ 5	2nd	Max Castillo	Andrew Monasterio	Andrew Monasterio	Monasterio single, out at 2nd (8-5-3-5)
5.	Nate Eaton	CF	4/27 @ Nashville	▼ 1	Home	Austin Cox	Keston Hiura	Andrew Monasterio	Hiura single, Monasterio out at home (8-2)
6.	Dairon Blanco	LF	4/28 @ Nashville	▼ 8	2nd	Jackson Kowar	Keston Hiura	Keston Hiura	Hiura 2-RBI single, out at 2nd (7-2-4)
7.	Brewer Hicklen	LF	5/2 vs. Louisville	▲ 5	2nd	Max Castillo	Matt McLain	Matt McLain	McLain 2-RBI single, out at 2nd (7-5-4-3-5)
8.	Dairon Blanco	CF	5/5 vs. Louisville	▲ 4	Home	Mike Mayers	Nick Martini	Will Benson	Martini flies out to CF, Benson out at home (8-2)
9.	Franmil Reyes	RF	5/6 vs. Louisville	▲ 6	2nd	Collin Snider	Matt McLain	Matt McLain	McLain RBI double, out at 2nd (7-6-4-5)
10.	Tyler Gentry	RF	5/11 @ Scranton/WB	▼ 9	Home	Nick Wittgren	Billy McKinney	Michael Hermosillo	McKinney RBI single, Hermosillo out at home (9-5-2)
11.	Drew Waters	CF	5/20 vs. Toledo	▲ 6	3rd	Walter Pennington	Parker Meadows	Jermaine Palacios	Meadows sacrifice fly DP, Palacios out at 3rd (8-6)
12.	Tucker Bradley	LF	5/25 @ St. Paul	▼ 5	2nd	Jackson Kowar	Chris Williams	Chris Williams	Williams RBI single, out at 2nd (7-5-3-4-3)
13.	Dairon Blanco	RF	5/26 @ St. Paul	▼ 3	2nd	Drew Parrish	Andrew Stevenson	Tony Wolters	Stevenson flies into a double play, Wolters out at 2nd (9-6)
14.	Tyler Gentry	RF	5/27 @ St. Paul	▼ 1	3rd	Jonathan Heasley	Jose Miranda	Andrew Stevenson	Miranda flies into a double play, Stevenson out at 3rd (9-1-5)
15.	Tyler Gentry	RF	5/28 @ St. Paul	▼ 3	Home	Max Castillo	Jose Miranda	Alex De Goti	Miranda lines into a double play, De Goti out at 3rd (9-2)
16.	Brewer Hicklen	LF	5/28 @ St. Paul	▼ 7	Home	Jackson Kowar	Jose Miranda	Andrew Stevenson	Miranda RBI single, Stevenson scores, Reetz Error (7-2)
17.	Nate Eaton	RF	6/4 vs. Memphis	▲ 9	2nd	Jonah Dipoto	Juniel Querecuto	Juniel Querecuto	Querecuto RBI single, out at 2nd (9-6)
18.	Brewer Hicklen	CF	6/8 @ Indianapolis	▼ 5	2nd	Drew Parrish	Henry Davis	Henry Davis	Davis single, out at 2nd (8-4)
19.	John Rave	LF	6/20 @ Rochester	▼ 1	2nd	Alec Marsh	Nomar Mazara	Nomar Mazara	Mazara RBI single, out at 2nd (7-2-4)
20.	Nate Eaton	CF	7/2 vs. Iowa [G1]	▲ 2	2nd	Brad Keller	Edwin Rios	Edwin Rios	Rios Single, out at 2nd (8-4)

BY PLAYER

	LF	1
DAIRON BLANCO (4)	CF	2
	RF	1
TYLER GENTRY (4)	RF	4
NATE EATON (3)	CF	2
	RF	1
BREWER HICKLEN (3)	LF	2
	CF	1
TUCKER BRADLEY (2)	LF	2
JOHN RAVE (1)	LF	1
FRANMIL REYES (1)	LF	1
SAMAD TAYLOR (1)	CF	1
DREW WATERS (1)	CF	1



	OPPONENT	RESULT	SP	C	1B	2B	3B	SS	LF	CF	RF	DH
3/31	@ Indianapolis	W, 8-6	Mike Mayers	Freddy Fermin	Nick Pratto	Samad Taylor	Nick Loftin	Maikel Garcia	Tucker Bradley	Dairon Blanco	Ilyer Gentry	CJ Alexander
4/1	@ Indianapolis	W, 12-1	Austin Cox	Logan Porter	Nick Pratto	Angelo Castellano	Nick Loftin	Maikel Garcia	Tucker Bradley	Dairon Blanco	Ilyer Gentry	CJ Alexander
4/2	@ Indianapolis	W, 9-4	Jonathan Heasley	Freddy Fermin	Nick Pratto	Samad Taylor	Nick Loftin	Maikel Garcia	Tucker Bradley	Dairon Blanco	Ilyer Gentry	CJ Alexander
4/4	TOLEDO	L, 9-2	Max Castillo	Freddy Fermin	Nick Pratto	Samad Taylor	Nick Loftin	Maikel Garcia	Tucker Bradley	Dairon Blanco	Ilyer Gentry	CJ Alexander
4/5	TOLEDO	L, 7-6	Mike Mayers	Jakson Reetz	Logan Porter	Angelo Castellano	Nick Loftin	Maikel Garcia	Dairon Blanco	Samad Taylor	Ilyer Gentry	Freddy Fermin
4/6	TOLEDO	L, 8-5	Jackson Kowar	Freddy Fermin	CJ Alexander	Samad Taylor	Nick Loftin	Maikel Garcia	Tucker Bradley	Dairon Blanco	Ilyer Gentry	Logan Porter
4/7	TOLEDO	W, 5-4	Jonathan Heasley	Freddy Fermin	Logan Porter	Samad Taylor	Angelo Castellano	Maikel Garcia	Tucker Bradley	Dairon Blanco	Ilyer Gentry	CJ Alexander
4/8	TOLEDO	W, 13-8	Drew Parrish	Freddy Fermin	Nick Pratto	Samad Taylor	Nick Loftin	Maikel Garcia	Tucker Bradley	Dairon Blanco	Ilyer Gentry	CJ Alexander
4/9	TOLEDO	L, 8-2	Max Castillo	Logan Porter	Nick Pratto	Samad Taylor	Angelo Castellano	Maikel Garcia	Ilyer Gentry	Dairon Blanco	Ilyer Gentry	Jakson Reetz
4/11	@ Iowa	L, 9-6	Mike Mayers	Freddy Fermin	Nick Pratto	Samad Taylor	Nick Loftin	Maikel Garcia	Tucker Bradley	Dairon Blanco	Ilyer Gentry	Logan Porter
4/12	@ Iowa	W, 10-6	Austin Cox	Logan Porter	Nick Pratto	Samad Taylor	Nick Loftin	Maikel Garcia	Tucker Bradley	Dairon Blanco	Ilyer Gentry	CJ Alexander
4/13	@ Iowa	W, 10-6	Jonathan Heasley	Logan Porter	Nick Pratto	Samad Taylor	Nick Loftin	Maikel Garcia	Tucker Bradley	Dairon Blanco	Ilyer Gentry	CJ Alexander
4/14	@ Iowa	W, 11-8	Drew Parrish	Freddy Fermin	CJ Alexander	Angelo Castellano	Nick Loftin	Maikel Garcia	Tucker Bradley	Dairon Blanco	Ilyer Gentry	Logan Porter
4/18	WINNETT	L, 4-1	Mike Mayers	Freddy Fermin	Logan Porter	Nick Loftin	Maikel Garcia	Angelo Castellano	Nick Pratto	Samad Taylor	CJ Alexander	Ilyer Gentry
4/19	WINNETT	L, 6-2	Jonathan Heasley	Logan Porter	Nick Pratto	Samad Taylor	Nick Loftin	Angelo Castellano	Tucker Bradley	Dairon Blanco	Ilyer Gentry	Jakson Reetz
4/20	WINNETT	L, 9-3	Max Castillo	Freddy Fermin	Nick Pratto	Samad Taylor	Nick Loftin	Maikel Garcia	Tucker Bradley	Dairon Blanco	Ilyer Gentry	Logan Porter
4/21	WINNETT	L, 7-3	Austin Cox	Jakson Reetz	Nick Pratto	Samad Taylor	Nick Loftin	Angelo Castellano	Tucker Bradley	Dairon Blanco	Ilyer Gentry	CJ Alexander
4/22	WINNETT	L, 5-2	Drew Parrish	Logan Porter	CJ Alexander	Samad Taylor	Maikel Garcia	Angelo Castellano	Nick Pratto	Samad Taylor	Ilyer Gentry	Nick Loftin
4/23	WINNETT	W, 5-3	Mike Mayers	Jakson Reetz	Nick Pratto	Nick Loftin	Maikel Garcia	Angelo Castellano	Tucker Bradley	Dairon Blanco	Ilyer Gentry	CJ Alexander
4/25	@ Nashville	L, 8-3	Jonathan Heasley	Logan Porter	Nick Pratto	Nick Loftin	Maikel Garcia	Angelo Castellano	Tucker Bradley	Samad Taylor	Ilyer Gentry	Dairon Blanco
4/26	@ Nashville	L, 5-0	Max Castillo	Logan Porter	Nick Pratto	Nick Loftin	Maikel Garcia	Angelo Castellano	Brewer Hicklen	Samad Taylor	Ilyer Gentry	CJ Alexander
4/27	@ Nashville	W, 2-1	Austin Cox	Jakson Reetz	CJ Alexander	Samad Taylor	Nick Loftin	Maikel Garcia	Nick Pratto	Nate Eaton	Dairon Blanco	Ilyer Gentry
4/28	@ Nashville	L, 4-3	Drew Parrish	Logan Porter	CJ Alexander	Samad Taylor	Maikel Garcia	Angelo Castellano	Dairon Blanco	Nate Eaton	Ilyer Gentry	Brewer Hicklen
4/29	@ Nashville	L, 6-5 (10)	Mike Mayers	Jakson Reetz	CJ Alexander	Nick Loftin	Maikel Garcia	Angelo Castellano	Tucker Bradley	Samad Taylor	Nate Eaton	Freddy Fermin
4/30	@ Nashville	W, 10-6	Jonathan Heasley	Freddy Fermin	Logan Porter	Samad Taylor	Nick Loftin	Maikel Garcia	Tucker Bradley	Nate Eaton	Ilyer Gentry	Brewer Hicklen
5/1	@ Louisville	L, 10-4	Max Castillo	Jakson Reetz	Logan Porter	Samad Taylor	Nate Eaton	Angelo Castellano	Brewer Hicklen	Dairon Blanco	Ilyer Gentry	Nick Loftin
5/3	LOUISVILLE	L, 7-4	Marcelo Martinez	Logan Porter	CJ Alexander	Samad Taylor	Nick Loftin	Angelo Castellano	Tucker Bradley	Nate Eaton	Ilyer Gentry	Brewer Hicklen
5/4	LOUISVILLE	L, 12-10	Drew Parrish	Logan Porter	CJ Alexander	Samad Taylor	Nick Loftin	Angelo Castellano	Tucker Bradley	Brewer Hicklen	Ilyer Gentry	Frannil Reyes
5/5	LOUISVILLE	W, 6-2	Mike Mayers	Jakson Reetz	Logan Porter	Samad Taylor	Nick Loftin	Angelo Castellano	Brewer Hicklen	Dairon Blanco	Ilyer Gentry	Frannil Reyes
5/6	LOUISVILLE	W, 6-2	Daniel Mengden	Logan Porter	CJ Alexander	Samad Taylor	Nick Loftin	Angelo Castellano	Brewer Hicklen	Dairon Blanco	Ilyer Gentry	Jakson Reetz
5/7	LOUISVILLE	L, 5-9	Daniel Lynch	Jakson Reetz	Logan Porter	Samad Taylor	Nick Loftin	Angelo Castellano	Brewer Hicklen	Dairon Blanco	Ilyer Gentry	Frannil Reyes
5/9	@ Scranton/WB	L, 14-2	Drew Parrish	Logan Porter	CJ Alexander	Samad Taylor	Nick Loftin	Angelo Castellano	Tucker Bradley	Drew Waters	Ilyer Gentry	Brewer Hicklen
5/10	@ Scranton/WB	L, 4-3	Mike Mayers	Jakson Reetz	Logan Porter	CJ Alexander	Samad Taylor	Angelo Castellano	Brewer Hicklen	Dairon Blanco	Ilyer Gentry	Samad Taylor
5/11	@ Scranton/WB	L, 4-3 (11)	Jonathan Heasley	Logan Porter	CJ Alexander	Samad Taylor	Nick Loftin	Angelo Castellano	Tucker Bradley	Drew Waters	Dairon Blanco	Brewer Hicklen
5/13	@ Scranton/WB	L, 7-2	Daniel Lynch	Jakson Reetz	CJ Alexander	Samad Taylor	Nick Loftin	Angelo Castellano	Tucker Bradley	Drew Waters	Ilyer Gentry	Brewer Hicklen
5/14	@ Scranton/WB	L, 8-6	Austin Cox	Logan Porter	CJ Alexander	Samad Taylor	Nick Loftin	Angelo Castellano	Brewer Hicklen	Dairon Blanco	Ilyer Gentry	Dairon Blanco
5/16	TOLEDO	W, 9-2	Drew Parrish	Jakson Reetz	CJ Alexander	Samad Taylor	Nick Loftin	Angelo Castellano	Tucker Bradley	Dairon Blanco	Ilyer Gentry	Brewer Hicklen
5/17	TOLEDO	W, 10-8	Jonathan Heasley	Logan Porter	CJ Alexander	Nicky Lopez	Nick Loftin	Angelo Castellano	Samad Taylor	Drew Waters	Ilyer Gentry	Johan Camargo
5/18	TOLEDO	L, 6-0	Daniel Lynch	Jakson Reetz	Logan Porter	Samad Taylor	Nick Loftin	Angelo Castellano	Nicky Lopez	Drew Waters	Ilyer Gentry	Dairon Blanco
5/19	TOLEDO	W, 9-1	Daniel Mengden	Logan Porter	CJ Alexander	Jay Dungan	Nick Loftin	Angelo Castellano	Samad Taylor	Drew Waters	Ilyer Gentry	Dairon Blanco
5/20	TOLEDO	L, 4-1	Drew Parrish	Jakson Reetz	CJ Alexander	Jay Dungan	Nicky Lopez	Angelo Castellano	Samad Taylor	Drew Waters	Ilyer Gentry	Nick Loftin
5/21	TOLEDO	W, 8-4	Jonathan Heasley	Jakson Reetz	Logan Porter	Samad Taylor	Nick Loftin	Angelo Castellano	Tucker Bradley	Drew Waters	Ilyer Gentry	Brewer Hicklen
5/23	@ St. Paul	W, 6-1	Daniel Lynch	Greyson Jenista	CJ Alexander	Jay Dungan	Nick Loftin	Angelo Castellano	Samad Taylor	Drew Waters	Ilyer Gentry	Dairon Blanco
5/24	@ St. Paul	L, 6-5	Anthony Veneziano	Jakson Reetz	Logan Porter	Nick Loftin	Samad Taylor	Angelo Castellano	Dairon Blanco	Drew Waters	Ilyer Gentry	Brewer Hicklen
5/25	@ St. Paul	L, 8-6	Austin Cox	Logan Porter	Greyson Jenista	Nick Loftin	Samad Taylor	Angelo Castellano	Tucker Bradley	Dairon Blanco	Ilyer Gentry	Brewer Hicklen
5/26	@ St. Paul	W, 6-4	Drew Parrish	Jakson Reetz	Logan Porter	Jay Dungan	Nick Loftin	Angelo Castellano	Samad Taylor	Nate Eaton	Dairon Blanco	Brewer Hicklen
5/27	@ St. Paul	L, 14-1	Jonathan Heasley	Logan Porter	Greyson Jenista	Jay Dungan	Johan Camargo	Angelo Castellano	Dairon Blanco	Nate Eaton	Ilyer Gentry	Iucker Bradley
5/28	@ Memphis	W, 10-6	Max Castillo	Jakson Reetz	CJ Alexander	Johan Camargo	Nick Loftin	Angelo Castellano	Brewer Hicklen	Samad Taylor	Ilyer Gentry	Nate Eaton
5/30	MEMPHIS	W, 7-6	Anthony Veneziano	Logan Porter	CJ Alexander	Samad Taylor	Nick Loftin	Angelo Castellano	Tucker Bradley	Dairon Blanco	Ilyer Gentry	Brewer Hicklen
5/31	MEMPHIS	L, 9-4	Austin Cox	Logan Porter	Johan Camargo	Samad Taylor	Nate Eaton	Angelo Castellano	Jay Dungan	Dairon Blanco	Ilyer Gentry	CJ Alexander
6/1	MEMPHIS	L, 12-6	Jonathan Heasley	Jakson Reetz	CJ Alexander	Nate Eaton	Johan Camargo	Angelo Castellano	Samad Taylor	Brewer Hicklen	Ilyer Gentry	Dairon Blanco
6/2	MEMPHIS	W, 12-5 (10)	Drew Parrish	Logan Porter	CJ Alexander	Samad Taylor	Jay Dungan	Angelo Castellano	Dairon Blanco	Brewer Hicklen	Ilyer Gentry	Logan Porter
6/3	MEMPHIS	L, 4-2	Max Castillo	Jakson Reetz	Logan Porter	Samad Taylor	Nate Eaton	Angelo Castellano	Brewer Hicklen	Dairon Blanco	Ilyer Gentry	Johan Camargo
6/4	MEMPHIS	L, 6-5	Anthony Veneziano	Logan Porter	CJ Alexander	Samad Taylor	Johan Camargo	Angelo Castellano	Tucker Bradley	Dairon Blanco	Ilyer Gentry	Ilyer Gentry
6/6	@ Indianapolis	W, 4-2	Daniel Mengden	Jakson Reetz	Logan Porter	Johan Camargo	Nate Eaton	Angelo Castellano	Samad Taylor	Dairon Blanco	Ilyer Gentry	Brewer Hicklen
6/7	@ Indianapolis	W, 9-7	Jonathan Heasley	Logan Porter	CJ Alexander	Johan Camargo	Nate Eaton	Angelo Castellano	Samad Taylor	Dairon Blanco	Ilyer Gentry	Iucker Bradley
6/9	@ Indianapolis	W, 15-7	Drew Parrish	Jakson Reetz	CJ Alexander	Samad Taylor	Jay Dungan	Angelo Castellano	Tucker Bradley	Dairon Blanco	Ilyer Gentry	Dairon Blanco
6/10	@ Indianapolis	W, 9-5	Max Castillo	Jakson Reetz	Logan Porter	Samad Taylor	Johan Camargo	Angelo Castellano	Brewer Hicklen	Dairon Blanco	Ilyer Gentry	CJ Alexander
6/13	COLUMBUS	W, 6-5	Jonathan Heasley	Jakson Reetz	CJ Alexander	Samad Taylor	Johan Camargo	Angelo Castellano	Tucker Bradley	Dairon Blanco	Ilyer Gentry	Brewer Hicklen
6/14	COLUMBUS	W, 6-1	Alec Marsh	Logan Porter	Johan Camargo	Samad Taylor	Jay Dungan	Angelo Castellano	John Rave	Kyle Isbel	Ilyer Gentry	Matt Beatty
6/15	COLUMBUS	W, 4-2	Max Castillo	Logan Porter	Samad Taylor	Angelo Castellano	Jermaine Palacios	Angelo Castellano	John Rave	Kyle Isbel	Ilyer Gentry	Brewer Hicklen
6/16	COLUMBUS	W, 4-1	Anthony Veneziano	Jose Briceño	Logan Porter	Jay Dungan	Adeiny Hechavarria	Angelo Castellano	John Rave	Kyle Isbel	Ilyer Gentry	Brewer Hicklen
6/17	COLUMBUS	W, 13-4	Drew Parrish	Logan Porter	Matt Beatty	Jay Dungan	Adeiny Hechavarria	Angelo Castellano	Tucker Bradley	John Rave	Nate Eaton	Brewer Hicklen
6/18	COLUMBUS	W, 8-4	James McArthur	Jose Briceño	Logan Porter	Nate Eaton	Jermaine Palacios	Angelo Castellano	John Rave	Kyle Isbel	Ilyer Gentry	Brewer Hicklen
6/19	@ Rochester	L, 5-4	Alec Marsh	Logan Porter	Angelo Castellano	Nate Eaton	Jay Dungan	Adeiny Hechavarria	John Rave	Kyle Isbel	Ilyer Gentry	Brewer Hicklen
6/20	@ Rochester	W, 7-3	Max Castillo	Jose Briceño	Logan Porter	Jay Dungan	Jermaine Palacios	Adeiny Hechavarria	Tucker Bradley	Nate Eaton	Ilyer Gentry	Brewer Hicklen
6/22	@ Rochester	W, 8-4	Jonathan Bowlan	Logan Porter	Angelo Castellano	Jay Dungan	Jermaine Palacios	Adeiny Hechavarria	Tucker Bradley	Kyle Isbel	Nate Eaton	Brewer Hicklen
6/23	@ Rochester	W, 4-2	Anthony Veneziano	Logan Porter	Angelo Castellano	Jay Dungan	Jermaine Palacios	Adeiny Hechavarria	Tucker Bradley	Kyle Isbel	Ilyer Gentry	Brewer Hicklen
6/24	@ Rochester	L, 3-2	Brewer Hicklen	Kyle Isbel	Ilyer Gentry	Logan Porter	John Rave	Adeiny Hechavarria	Jermaine Palacios	Jose Briceño	Angelo Castellano	Brewer Hicklen
6/25	@ Rochester	W, 7-3	Alec Marsh	Logan Porter	Paxton Wallace	Jay Dungan	Jermaine Palacios	Adeiny Hechavarria	Tucker Bradley	John Rave	Ilyer Gentry	Kyle Isbel
6/28	IOWA	L, 9-2	Angel Zerpa	Logan Porter	Angelo Castellano	Nate Eaton	Jay Dungan	Adeiny Hechavarria	Tucker Bradley	John Rave	Ilyer Gentry	Brewer Hicklen
6/29	IOWA	W, 8-3	Ryan Yarbrough	Logan Porter	Angelo Castellano	Nate Eaton	Jay Dungan	Adeiny Hechavarria	Tucker Bradley	John Rave	Ilyer Gentry	Brewer Hicklen
6/30	IOWA	L, 6-5	Max Castillo	Jose Briceño	Jermaine Palacios	Michael Massey	Nate Eaton	Angelo Castellano	Tucker Bradley	John Rave	Ilyer Gentry	Brewer Hicklen
7/1 (61)	IOWA	W, 11-1 (7)	Brad Keller	Jose Briceño	Jermaine Palacios	Michael Massey	Nate Eaton	Angelo Castellano	Tucker Bradley	Nate Eaton	Ilyer Gentry	Brewer Hicklen
7/2 (62)	IOWA	L, 6-2 (7)	Cole Ragans	Logan Porter	Paxton Wallace	Jay Dungan	Jermaine Palacios	Angelo Castellano	John Rave	Nate Eaton	Ilyer Gentry	Tucker Bradley
7/3	IOWA	L, 7-6	Angel Zerpa	Logan Porter	Jermaine Palacios	Nate Eaton	Jay Dungan	Adeiny Hechavarria	Tucker Bradley	John Rave	Ilyer Gentry	Michael Massey
7/4	@ Gwinnett	L, 3-1	Ryan Yarbrough	Jose Briceño	Angelo Castellano	Jay Dungan	Jermaine Palacios	Adeiny Hechavarria	Tucker Bradley	John Rave	Ilyer Gentry	Brewer Hicklen
7/5	@ Gwinnett	L, 8-7 (10)	Brad Keller	Logan Porter	Angelo Castellano	Samad Taylor	Nate Eaton	Adeiny Hechavarria	Tucker Bradley	John Rave	Ilyer Gentry	Brewer Hicklen
7/6	@ Gwinnett	L, 9-6	James McArthur	Logan Porter	Angelo Castellano	Samad Taylor	Nate Eaton	Adeiny Hechavarria	Tucker Bradley	John Rave	Ilyer Gentry	Tucker Bradley
7/7	@ Gwinnett	W, 7-1	Cole Ragans	Logan Porter	Paxton Wallace	Samad Taylor	Jermaine Palacios	Adeiny Hechavarria	Nate Eaton	John Rave	Ilyer Gentry	Brewer Hicklen
7/9	@ Gwinnett											
7/14	INDIANAPOLIS											
7/15	INDIANAPOLIS											
7/16	INDIANAPOLIS											
7/18	ST. PAUL											
7/19	ST. PAUL											
7/20	ST. PAUL											
7/21	ST. PAUL											
7/22	ST. PAUL											
7/23	ST. PAUL											
7/25	@ Columbus											
7/26	@ Columbus											
7/27	@ Columbus											
7/28	@ Columbus											
7/29	@ Columbus											
7/30	@ Columbus											
8/1	@ Louisville											
8/2	@ Louisville											
8/3	@ Louisville											
8/4	@ Louisville											
8/5	@ Louisville											
8/6	@ Louisville											
8/8	IOWA											
8/9	IOWA											
8/10	IOWA											
8/11	IOWA											
8/12	IOWA											
8/13	IOWA											
8/15	@ Toledo											
8/16	@ Toledo											
8/17	@ Toledo											
8/18	@ Toledo											
8/19	@ Toledo											
8/20	@ Toledo											
8/22	ST. PAUL											
8/23	ST. PAUL											
8/24	ST. PAUL											
8/25	ST. PAUL											
8/26	ST. PAUL											
8/27	ST. PAUL											
8/29	LOUISVILLE											
8/30	LOUISVILLE											
8/31	LOUISVILLE											
9/1	LOUISVILLE											
9/2	LOUISVILLE											
9/3	LOUISVILLE											
9/5	@ Iowa											
9/6	@ Iowa											
9/7	@ Iowa											
9/8	@ Iowa											
9/9	@ Iowa											
9/10	@ Iowa											



DATE	OPPONENT	RESULT	1	2	3	4	5	6	7	8	9
3/31	@ Indianapolis	W 8-6	Samad Taylor	Maikel Garcia	Nick Pratto	Tyler Gentry	CJ Alexander	Nick Loftin	Freddy Fermin	Dairon Blanco	Tucker Bradley
4/1	@ Indianapolis	W 12-1	Samad Taylor	Maikel Garcia	Nick Pratto	Tyler Gentry	Nick Loftin	Logan Porter	Jackson Reetz	Dairon Blanco	Angelo Castellano
4/2	@ Indianapolis	W 8-3	Samad Taylor	Maikel Garcia	Nick Pratto	Tyler Gentry	Nick Loftin	CJ Alexander	Freddy Fermin	Dairon Blanco	Tucker Bradley
4/4	TOLEDO	L 9-2	Samad Taylor	Maikel Garcia	Nick Pratto	Tyler Gentry	Nick Loftin	CJ Alexander	Freddy Fermin	Dairon Blanco	Angelo Castellano
4/5	TOLEDO	L 7-6	Samad Taylor	Maikel Garcia	Tyler Gentry	Logan Porter	Nick Loftin	CJ Alexander	Freddy Fermin	Dairon Blanco	Tucker Bradley
4/6	TOLEDO	L 8-5	Samad Taylor	Maikel Garcia	Tyler Gentry	Logan Porter	Nick Loftin	CJ Alexander	Freddy Fermin	Dairon Blanco	Angelo Castellano
4/7	TOLEDO	W 9-4	Samad Taylor	Maikel Garcia	Tyler Gentry	Nick Pratto	CJ Alexander	Freddy Fermin	Dairon Blanco	Tucker Bradley	Angelo Castellano
4/8	TOLEDO	W 13-8	Samad Taylor	Maikel Garcia	Tyler Gentry	Nick Pratto	CJ Alexander	Freddy Fermin	Dairon Blanco	Tucker Bradley	Angelo Castellano
4/9	TOLEDO	L 8-2	Samad Taylor	Maikel Garcia	Tyler Gentry	CJ Alexander	Nick Pratto	Logan Porter	Dairon Blanco	Jackson Reetz	Angelo Castellano
5/11	@ Iowa	W 9-6	Samad Taylor	Maikel Garcia	Tyler Gentry	Nick Pratto	Nick Loftin	Logan Porter	Freddy Fermin	Dairon Blanco	Tucker Bradley
4/12	@ Iowa	W 10-6	Samad Taylor	Maikel Garcia	Tyler Gentry	Nick Pratto	Nick Loftin	CJ Alexander	Logan Porter	Dairon Blanco	Tucker Bradley
4/13	@ Iowa	L 14-1	Samad Taylor	Maikel Garcia	Tyler Gentry	Nick Pratto	Nick Loftin	CJ Alexander	Freddy Fermin	Angelo Castellano	Tucker Bradley
4/14	@ Iowa	W 11-8	Samad Taylor	Maikel Garcia	Tyler Gentry	Logan Porter	Nick Loftin	CJ Alexander	Freddy Fermin	Dairon Blanco	Angelo Castellano
4/18	WINNETT	L 4-1	Samad Taylor	Maikel Garcia	Tyler Gentry	Nick Pratto	Nick Loftin	Logan Porter	Freddy Fermin	CJ Alexander	Angelo Castellano
4/19	WINNETT	L 6-2	Samad Taylor	Nick Loftin	Tyler Gentry	Logan Porter	Logan Porter	Jackson Reetz	Dairon Blanco	Tucker Bradley	Angelo Castellano
4/20	WINNETT	L 9-3	Samad Taylor	Maikel Garcia	Tyler Gentry	Nick Pratto	Nick Loftin	Logan Porter	Freddy Fermin	Dairon Blanco	Angelo Castellano
4/21	WINNETT	L 7-3	Samad Taylor	Maikel Garcia	Tyler Gentry	Nick Pratto	Nick Loftin	CJ Alexander	Jackson Reetz	Dairon Blanco	Angelo Castellano
4/22	WINNETT	L 5-2	Samad Taylor	Maikel Garcia	Tyler Gentry	Nick Pratto	Nick Loftin	CJ Alexander	Logan Porter	Dairon Blanco	Angelo Castellano
4/23	WINNETT	W 5-3	Dairon Blanco	Maikel Garcia	Tyler Gentry	Nick Pratto	Nick Loftin	CJ Alexander	Jackson Reetz	Tucker Bradley	Angelo Castellano
4/25	@ Nashville	L 8-3	Samad Taylor	Maikel Garcia	Tyler Gentry	Nick Pratto	Nick Loftin	Logan Porter	Dairon Blanco	Tucker Bradley	Angelo Castellano
4/26	@ Nashville	L 5-0	Samad Taylor	Maikel Garcia	Tyler Gentry	Nick Pratto	Nick Loftin	Logan Porter	CJ Alexander	Brewer Hicklen	Angelo Castellano
4/27	@ Nashville	W 2-1	Samad Taylor	Maikel Garcia	Tyler Gentry	Nick Pratto	Nick Loftin	Nate Eaton	CJ Alexander	Jackson Reetz	Dairon Blanco
4/28	@ Nashville	L 4-3	Samad Taylor	Maikel Garcia	Tyler Gentry	Logan Porter	Nate Eaton	Brewer Hicklen	Dairon Blanco	CJ Alexander	Angelo Castellano
5/12	@ Nashville	L 6-5 (10)	Samad Taylor	Maikel Garcia	Nate Eaton	Nick Loftin	Freddy Fermin	CJ Alexander	Jackson Reetz	Tucker Bradley	Angelo Castellano
4/30	@ Nashville	W 10-6	Samad Taylor	Maikel Garcia	Tyler Gentry	Nick Loftin	Freddy Fermin	Logan Porter	Nate Eaton	Brewer Hicklen	Dairon Blanco
5/2	LOUISVILLE	L 10-4	Samad Taylor	Nate Eaton	Tyler Gentry	Logan Porter	Nick Loftin	Jackson Reetz	Brewer Hicklen	Dairon Blanco	Angelo Castellano
5/3	LOUISVILLE	L 7-4	Samad Taylor	Nate Eaton	Tyler Gentry	Logan Porter	Nick Loftin	CJ Alexander	Brewer Hicklen	Tucker Bradley	Angelo Castellano
5/4	LOUISVILLE	L 12-10	Samad Taylor	CJ Alexander	Tyler Gentry	Logan Porter	Nick Loftin	Logan Porter	Brewer Hicklen	Tucker Bradley	Angelo Castellano
5/5	LOUISVILLE	W 11-9	Samad Taylor	Nick Loftin	Tyler Gentry	Logan Porter	Logan Porter	Brewer Hicklen	Jackson Reetz	Dairon Blanco	Clay Dungan
5/6	LOUISVILLE	W 11-9	Samad Taylor	Nick Loftin	Tyler Gentry	Logan Porter	Logan Porter	CJ Alexander	Dairon Blanco	Tucker Bradley	Angelo Castellano
5/7	LOUISVILLE	L 4-3	Samad Taylor	Nick Loftin	Tyler Gentry	Logan Porter	Logan Porter	Jackson Reetz	Dairon Blanco	Brewer Hicklen	Angelo Castellano
5/8	@ Scranton/WB	L 14-2	Drew Waters	Samad Taylor	Tyler Gentry	Nick Loftin	Nick Loftin	CJ Alexander	Brewer Hicklen	Tucker Bradley	Clay Dungan
5/10	@ Scranton/WB	L 4-3	Samad Taylor	Nick Loftin	Tyler Gentry	Logan Porter	Brewer Hicklen	Jackson Reetz	Dairon Blanco	Angelo Castellano	Tucker Bradley
5/11	@ Scranton/WB	W 4-3 (11)	Drew Waters	Samad Taylor	Nick Loftin	Logan Porter	CJ Alexander	Brewer Hicklen	Dairon Blanco	Tucker Bradley	Angelo Castellano
5/12	@ Scranton/WB	W 3-2	Drew Waters	Samad Taylor	Tyler Gentry	Logan Porter	CJ Alexander	Jackson Reetz	Dairon Blanco	Tucker Bradley	Angelo Castellano
5/13	@ Scranton/WB	L 8-6	Drew Waters	Samad Taylor	Tyler Gentry	Logan Porter	Logan Porter	CJ Alexander	Brewer Hicklen	Dairon Blanco	Angelo Castellano
5/14	@ Scranton/WB	W 6-3	Samad Taylor	Nick Loftin	Tyler Gentry	Logan Porter	Jackson Reetz	Brewer Hicklen	Dairon Blanco	Clay Dungan	Angelo Castellano
5/16	TOLEDO	W 16-8	Drew Waters	Samad Taylor	Tyler Gentry	Logan Porter	Nick Loftin	Jackson Reetz	Dairon Blanco	Clay Dungan	Angelo Castellano
5/17	TOLEDO	W 9-0	Drew Waters	Nicky Lopez	Samad Taylor	Tyler Gentry	CJ Alexander	Nick Loftin	Logan Porter	Brewer Hicklen	Tucker Bradley
5/19	TOLEDO	W 9-1	Drew Waters	Samad Taylor	Tyler Gentry	CJ Alexander	Nick Loftin	Logan Porter	Dairon Blanco	Clay Dungan	Angelo Castellano
5/20	TOLEDO	W 4-1	Drew Waters	Samad Taylor	Tyler Gentry	Nicky Lopez	Tyler Gentry	Nick Loftin	CJ Alexander	Tucker Bradley	Angelo Castellano
5/21	TOLEDO	W 8-4	Drew Waters	Samad Taylor	Nick Loftin	Logan Porter	Brewer Hicklen	Jackson Reetz	Dairon Blanco	Tucker Bradley	Angelo Castellano
5/23	@ St. Paul	W 6-1	Drew Waters	Samad Taylor	Nick Loftin	Tyler Gentry	Logan Porter	Greyson Jenista	Dairon Blanco	Clay Dungan	Angelo Castellano
5/24	@ St. Paul	L 6-5	Drew Waters	Samad Taylor	Tyler Gentry	Tyler Gentry	Logan Porter	Brewer Hicklen	Dairon Blanco	Jackson Reetz	Angelo Castellano
5/25	@ St. Paul	L 8-6	Samad Taylor	Nick Loftin	Tyler Gentry	Logan Porter	Greyson Jenista	Dairon Blanco	Brewer Hicklen	Angelo Castellano	Tucker Bradley
5/26	@ St. Paul	W 6-4	Samad Taylor	Nate Eaton	Nick Loftin	Logan Porter	Brewer Hicklen	Dairon Blanco	Jackson Reetz	Clay Dungan	Angelo Castellano
5/27	@ St. Paul	L 14-1	Samad Taylor	Nate Eaton	Tyler Gentry	Logan Porter	Dairon Blanco	Johan Camargo	Greyson Jenista	Angelo Castellano	Tucker Bradley
5/28	@ St. Paul	L 10-6	Samad Taylor	Nate Eaton	Tyler Gentry	Nick Loftin	CJ Alexander	Brewer Hicklen	Johan Camargo	Jackson Reetz	Clay Dungan
5/30	MEMPHIS	W 9-6	Samad Taylor	Nate Eaton	Tyler Gentry	Nick Loftin	Logan Porter	Dairon Blanco	CJ Alexander	Johan Camargo	Brewer Hicklen
5/31	MEMPHIS	L 9-4	Samad Taylor	Nate Eaton	Tyler Gentry	CJ Alexander	Johan Camargo	Logan Porter	Dairon Blanco	Clay Dungan	Tucker Bradley
6/1	MEMPHIS	L 12-6	Samad Taylor	Nate Eaton	Tyler Gentry	CJ Alexander	Johan Camargo	Dairon Blanco	Jackson Reetz	Brewer Hicklen	Angelo Castellano
6/2	MEMPHIS	W 10-9 (10)	Dairon Blanco	Nate Eaton	Tyler Gentry	CJ Alexander	Johan Camargo	Logan Porter	Brewer Hicklen	Clay Dungan	Tucker Bradley
6/3	MEMPHIS	L 4-2	Dairon Blanco	Samad Taylor	Tyler Gentry	Johan Camargo	Nate Eaton	Logan Porter	Jackson Reetz	Brewer Hicklen	Angelo Castellano
6/4	MEMPHIS	L 6-5	Dairon Blanco	Samad Taylor	Tyler Gentry	Johan Camargo	Nate Eaton	Logan Porter	CJ Alexander	Tucker Bradley	Angelo Castellano
6/6	@ Indianapolis	W 4-2	Dairon Blanco	Samad Taylor	Tyler Gentry	Johan Camargo	Nate Eaton	Logan Porter	Brewer Hicklen	Jackson Reetz	Angelo Castellano
6/7	@ Indianapolis	W 9-7	Dairon Blanco	Samad Taylor	Tyler Gentry	Johan Camargo	Nate Eaton	Logan Porter	CJ Alexander	Clay Dungan	Tucker Bradley
6/8	@ Indianapolis	W 15-7	Dairon Blanco	Samad Taylor	Logan Porter	CJ Alexander	Brewer Hicklen	Clay Dungan	Angelo Castellano	Tucker Bradley	Angelo Castellano
6/9	@ Indianapolis	W 6-2	Dairon Blanco	Samad Taylor	Tyler Gentry	Johan Camargo	Logan Porter	CJ Alexander	Jackson Reetz	Brewer Hicklen	Angelo Castellano
6/10	@ Indianapolis	W 9-5	Dairon Blanco	Samad Taylor	Tyler Gentry	Johan Camargo	Logan Porter	CJ Alexander	Brewer Hicklen	Clay Dungan	Tucker Bradley
6/13	COLUMBUS	W 6-5	Samad Taylor	Kyle Isbel	Tyler Gentry	Johan Camargo	Logan Porter	Brewer Hicklen	Jackson Reetz	John Rave	Angelo Castellano
6/14	COLUMBUS	W 6-1	Samad Taylor	John Rave	Tyler Gentry	Johan Camargo	Logan Porter	Matt Beatty	Clay Dungan	Jermaine Palacios	Tucker Bradley
6/15	COLUMBUS	W 4-2	Samad Taylor	Kyle Isbel	Tyler Gentry	Johan Camargo	Logan Porter	Matt Beatty	Brewer Hicklen	Jermaine Palacios	Angelo Castellano
6/16	COLUMBUS	W 4-3	Brewer Hicklen	Kyle Isbel	Tyler Gentry	Logan Porter	Johan Camargo	Jose Briceño	Clay Dungan	Adeiny Hechavarria	Angelo Castellano
6/17	COLUMBUS	W 13-4	Nate Eaton	John Rave	Tyler Gentry	Logan Porter	Brewer Hicklen	Clay Dungan	Adeiny Hechavarria	Angelo Castellano	Tucker Bradley
6/18	COLUMBUS	W 6-4	Nate Eaton	Kyle Isbel	Tyler Gentry	Logan Porter	Johan Camargo	Brewer Hicklen	Jermaine Palacios	Jose Briceño	Angelo Castellano
6/20	@ Rochester	L 5-4	Nate Eaton	Kyle Isbel	Tyler Gentry	Logan Porter	Johan Camargo	Brewer Hicklen	Clay Dungan	Adeiny Hechavarria	Angelo Castellano
6/21	@ Rochester	W 7-3	Brewer Hicklen	Clay Dungan	Tyler Gentry	Logan Porter	Nate Eaton	Jermaine Palacios	Adeiny Hechavarria	Jose Briceño	Tucker Bradley
6/22	@ Rochester	W 4-2	Brewer Hicklen	Kyle Isbel	Logan Porter	Nate Eaton	Clay Dungan	Jermaine Palacios	Adeiny Hechavarria	Angelo Castellano	Tucker Bradley
6/23	@ Rochester	W 4-2	Brewer Hicklen	Kyle Isbel	Tyler Gentry	Logan Porter	Clay Dungan	Jermaine Palacios	Adeiny Hechavarria	Angelo Castellano	Tucker Bradley
6/24	@ Rochester	L 3-2	Brewer Hicklen	Kyle Isbel	Tyler Gentry	Logan Porter	John Rave	Adeiny Hechavarria	Jermaine Palacios	Jose Briceño	Angelo Castellano
6/25	@ Rochester	W 7-3	John Rave	Kyle Isbel	Tyler Gentry	Logan Porter	Clay Dungan	Adeiny Hechavarria	Jermaine Palacios	Paxton Wallace	Tucker Bradley
6/28	IOWA	L 9-2	Brewer Hicklen	John Rave	Logan Porter	Nate Eaton	Tucker Bradley	Tyler Gentry	Adeiny Hechavarria	Clay Dungan	Angelo Castellano
6/29	IOWA	W 8-3	Brewer Hicklen	John Rave	Logan Porter	Nate Eaton	Tucker Bradley	Tyler Gentry	Adeiny Hechavarria	Clay Dungan	Angelo Castellano
6/30	IOWA	L 6-5	Brewer Hicklen	Michael Massey	John Rave	Tyler Gentry	Tucker Bradley	Nate Eaton	Jermaine Palacios	Jose Briceño	Angelo Castellano
7/2 [G1]	IOWA	W 11-1 (7)	Brewer Hicklen	Michael Massey	John Rave	Tyler Gentry	Tucker Bradley	Adeiny Hechavarria	Clay Dungan	Jose Briceño	Angelo Castellano
7/2 [G2]	IOWA	L 6-2 (7)	John Rave	Tucker Bradley	Logan Porter	Nate Eaton	Tyler Gentry	Clay Dungan	Jermaine Palacios	Paxton Wallace	Angelo Castellano
7/4	@ Gwinnett	L 7-6	John Rave	Logan Porter	Michael Massey	Nate Eaton	Tucker Bradley	Tyler Gentry	Adeiny Hechavarria	Jermaine Palacios	Angelo Castellano
7/5	@ Gwinnett	L 8-7 (10)	Samad Taylor	John Rave	Logan Porter	Nate Eaton	Tucker Bradley	Tyler Gentry	Adeiny Hechavarria	Brewer Hicklen	Angelo Castellano
7/6	@ Gwinnett	L 9-6	Samad Taylor	John Rave	Logan Porter	Nate Eaton	Tucker Bradley	Tyler Gentry	Adeiny Hechavarria	Clay Dungan	Angelo Castellano
7/7	@ Gwinnett	W 7-1	Samad Taylor	John Rave	Logan Porter	Nate Eaton	Tyler Gentry	Adeiny Hechavarria	Brewer Hicklen	Jermaine Palacios	Paxton Wallace
7/9	INDIANAPOLIS										
7/14	INDIANAPOLIS										
7/15	INDIANAPOLIS										
7/16	INDIANAPOLIS										
7/18	ST. PAUL										
7/20	ST. PAUL										
7/21	ST. PAUL										
7/22	ST. PAUL										
7/23	ST. PAUL										
7/25	@ Columbus										
7/26	@ Columbus										
7/27	@ Columbus										
7/28	@ Columbus										
7/29	@ Columbus										
7/30	@ Columbus										
8/1	@ Louisville										
8/2	@ Louisville										
8/3	@ Louisville										
8/4	@ Louisville										
8/5	@ Louisville										
8/6	@ Louisville										
8/8	IOWA										
8/9	IOWA										
8/10	IOWA										
8/11	IOWA										
8/12	IOWA										
8/13	IOWA										
8/15	@ Toledo										
8/16	@ Toledo										
8/17	@ Toledo										
8/18	@ Toledo										
8/19	@ Toledo										
8/20	@ Toledo										
8/22	ST. PAUL										
8/23	ST. PAUL										
8/24	ST. PAUL										
8/25	ST. PAUL										
8/26	ST. PAUL										
8/27	ST. PAUL										
8/29	LOUISVILLE										
8/30	LOUISVILLE										
8/31	LOUISVILLE										
9/1	LOUISVILLE										
9/2	LOUISVILLE										
9/3	LOUISVILLE										
9/5	@ Iowa										
9/6	@ Iowa										
9/7	@ Iowa										
9/8	@ Iowa										
9/9	@ Iowa										
9/10	@ Iowa										
9/12	INDIANAPOLIS										
9/13	INDIANAPOLIS										
9/14	INDIANAPOLIS										
9/15	INDIANAPOLIS										
9/16	INDIANAPOLIS										
9/17	INDIANAPOLIS										
9/19	@ Columbus										
9/20	@ Columbus										
9/21	@ Columbus			</							



DATE	OPPONENT	RESULT	IP	H	R	ER	BB	SO	2B	3B	HR	TB	AVG	WHIP	WP	BK	HB	GIDP	IBB	TBF	SV	SVO	ERA (SEASON)
3/31	@ Indianapolis	W 8-6	9.0	11	6	6	2	7	4	0	1	18	(.297)	(1.44)	0	1	2	1	0	40	1	1	6.00
4/1	@ Indianapolis	W 12-1	9.0	5	3	3	2	8	4	0	0	16	(.185)	(0.78)	0	1	1	0	0	31	0	0	3.50
4/2	@ Indianapolis	W 8-3	9.0	11	3	3	5	10	1	1	1	17	(.314)	(1.78)	0	0	0	3	0	40	0	0	3.33
4/4	TOLEDO	L 9-2	9.0	12	9	9	4	8	6	0	3	27	(.324)	(1.78)	0	0	0	0	0	41	0	0	4.75
4/5	TOLEDO	L 7-6	9.0	12	7	6	5	10	3	0	1	18	(.316)	(1.89)	1	0	0	2	0	43	0	1	5.00
4/6	TOLEDO	W 8-5	9.0	10	8	8	8	12	3	0	3	22	(.286)	(2.00)	0	0	0	1	0	44	0	0	5.50
4/7	TOLEDO	W 9-4	9.0	9	4	4	5	8	0	2	1	16	(.250)	(1.56)	1	0	1	0	0	42	0	0	5.29
4/8	TOLEDO	W 13-8	9.0	13	8	7	4	8	2	0	0	15	(.317)	(1.89)	0	1	2	1	0	47	0	0	5.50
4/9	TOLEDO	L 8-2	9.0	13	8	6	4	10	2	0	3	24	(.317)	(1.89)	0	0	1	1	0	46	0	0	5.56
4/11	@ Iowa	W 9-6	8.0	7	9	9	7	10	3	0	2	16	(.266)	(1.75)	0	0	1	0	0	39	0	0	5.97
4/12	@ Iowa	W 10-6	9.0	8	6	6	2	10	2	1	2	18	(.235)	(1.11)	0	0	1	1	0	37	0	0	5.97
4/13	@ Iowa	L 14-1	9.0	15	14	12	4	8	7	0	2	28	(.375)	(2.38)	0	0	2	0	0	46	0	0	6.54
4/14	@ Iowa	W 11-8	9.0	11	8	7	4	14	2	0	2	19	(.297)	(1.67)	1	0	2	0	1	45	1	1	6.57
4/18	WINNETT	L 4-1	9.0	7	4	4	6	9	0	1	0	8	(.207)	(1.33)	0	0	0	0	0	39	0	0	6.39
4/19	WINNETT	L 6-2	9.0	10	6	6	1	9	3	0	2	19	(.286)	(1.22)	0	0	0	1	0	36	0	0	6.36
4/20	WINNETT	L 9-3	9.0	10	9	6	5	7	1	1	1	16	(.286)	(1.67)	2	0	0	1	0	41	0	0	6.34
4/21	WINNETT	L 7-3	9.0	11	7	4	4	8	4	0	1	18	(.297)	(1.67)	4	1	0	2	0	42	0	0	6.20
4/22	WINNETT	L 5-2	9.0	10	5	4	5	5	1	0	1	14	(.294)	(1.67)	0	0	2	1	0	42	0	0	6.08
4/23	WINNETT	W 5-3	9.0	8	3	3	3	7	2	0	0	10	(.229)	(1.22)	2	0	0	1	0	39	1	1	5.91
4/25	@ Nashville	L 8-3	8.0	11	8	8	3	5	2	1	2	21	(.333)	(1.75)	0	0	0	0	0	38	0	0	6.05
4/26	@ Nashville	L 5-0	8.0	11	5	5	3	5	3	0	1	17	(.333)	(1.75)	0	0	0	0	0	37	0	0	6.03
4/27	@ Nashville	W 2-1	9.0	7	4	3	5	10	1	0	0	7	(.200)	(1.22)	0	0	1	1	0	36	1	1	5.80
4/28	@ Nashville	L 4-3	8.2	7	4	4	4	7	1	0	0	8	(.233)	(1.27)	0	0	0	3	0	34	0	0	5.68
4/29	@ Nashville	L 6-5 (10)	9.1	13	6	5	1	9	7	2	0	18	(.325)	(2.04)	0	0	1	0	0	48	0	0	6.09
4/30	@ Nashville	W 10-6	9.0	9	6	6	5	9	1	0	1	13	(.257)	(1.56)	3	0	1	0	0	42	0	1	5.66
5/2	LOUISVILLE	L 10-4	9.0	14	10	10	5	8	1	0	1	18	(.368)	(2.11)	3	0	0	0	0	45	0	0	5.83
5/3	LOUISVILLE	L 12-10	9.0	11	7	6	4	10	0	0	3	20	(.306)	(1.67)	0	0	1	1	0	41	0	0	5.84
5/4	LOUISVILLE	L 12-10	9.0	13	12	10	3	12	6	1	6	34	(.333)	(1.89)	0	0	0	2	1	43	0	0	5.83
5/5	LOUISVILLE	W 6-2	9.0	7	2	2	3	8	1	0	2	11	(.219)	(1.11)	0	0	0	0	0	36	1	1	5.85
5/6	LOUISVILLE	W 11-9	9.0	13	9	9	3	9	4	0	2	23	(.342)	(1.78)	0	0	1	0	0	42	1	1	5.95
5/7	LOUISVILLE	L 4-3	9.0	6	4	4	7	10	2	0	1	11	(.188)	(1.44)	1	1	0	0	0	39	0	1	5.89
5/8	@ Scranton/WB	L 14-2	8.0	18	14	13	5	6	4	0	4	34	(.486)	(2.88)	0	0	2	4	0	45	0	0	6.14
5/10	@ Scranton/WB	L 4-3	8.0	4	4	4	8	9	4	0	0	8	(.160)	(1.50)	0	0	1	2	0	34	0	0	5.84
5/11	@ Scranton/WB	W 4-3 (11)	11.0	8	3	3	6	15	3	0	0	11	(.216)	(1.27)	1	0	1	1	2	44	0	1	5.96
5/12	@ Scranton/WB	W 3-2	9.0	4	2	2	5	8	0	0	1	7	(.133)	(1.00)	0	0	0	0	0	35	1	1	5.85
5/13	@ Scranton/WB	L 8-6	8.1	10	8	8	7	7	1	0	2	17	(.333)	(2.04)	1	0	1	2	0	38	0	1	5.92
5/14	@ Scranton/WB	L 9-4	9.0	9	3	3	5	13	1	0	2	16	(.250)	(1.56)	0	0	0	0	0	41	1	2	5.84
5/16	TOLEDO	W 6-2	9.0	12	9	7	3	11	3	0	3	24	(.308)	(1.67)	2	0	0	1	0	42	0	0	5.87
5/17	TOLEDO	W 16-8	9.0	14	8	8	2	14	2	0	3	25	(.341)	(1.78)	1	0	0	0	0	43	0	0	5.92
5/18	TOLEDO	W 9-0	9.0	3	0	0	4	7	1	0	0	4	(.107)	(0.78)	1	0	1	2	0	33	0	0	5.70
5/19	TOLEDO	W 9-1	9.0	6	1	0	4	7	2	0	0	8	(.188)	(1.11)	1	0	0	1	0	36	0	0	5.63
5/20	TOLEDO	W 4-1	8.0	5	4	4	8	9	0	0	0	5	(.179)	(1.44)	0	0	0	0	0	39	0	0	5.64
5/21	TOLEDO	W 8-4	9.0	15	4	4	1	6	6	0	2	27	(.385)	(1.78)	0	0	2	2	0	42	0	0	5.56
5/23	@ St. Paul	W 6-1	9.0	6	1	1	2	7	1	0	0	7	(.182)	(0.89)	0	0	0	0	0	35	0	0	5.45
5/24	@ St. Paul	L 6-5	8.0	9	6	6	6	13	2	1	0	11	(.273)	(1.88)	0	0	0	0	0	39	0	0	5.48
5/25	@ St. Paul	L 8-6	8.0	10	8	8	5	5	3	1	1	18	(.313)	(1.88)	0	0	0	1	0	38	0	0	5.48
5/26	@ St. Paul	W 4-4	9.0	8	4	4	7	7	0	0	1	12	(.250)	(1.67)	0	0	1	1	0	40	1	1	5.45
5/27	@ St. Paul	L 14-1	8.0	16	14	11	6	12	2	1	2	26	(.381)	(2.75)	0	0	0	0	0	48	0	0	5.58
5/28	@ St. Paul	L 10-6	8.0	9	10	6	3	7	1	0	2	16	(.290)	(1.50)	0	0	1	0	0	36	0	1	5.60
5/30	MEMPHIS	W 7-6	9.0	6	6	6	9	8	1	0	2	13	(.194)	(1.67)	0	0	0	1	0	41	1	1	5.61
5/31	MEMPHIS	L 9-4	9.0	11	9	7	4	10	1	0	6	30	(.282)	(1.67)	1	0	0	0	0	44	0	0	5.64
6/1	MEMPHIS	L 12-6	9.0	11	12	12	11	8	2	0	3	22	(.297)	(2.44)	0	0	0	1	0	48	0	0	5.76
6/2	MEMPHIS	W 10-9 (10)	10.0	12	9	7	7	10	2	0	1	17	(.300)	(1.90)	0	0	0	3	0	48	0	1	5.77
6/4	MEMPHIS	L 4-2	9.0	6	4	3	1	9	1	0	1	10	(.176)	(0.78)	2	0	0	0	0	35	0	0	5.72
6/6	@ Indianapolis	W 4-2	9.0	9	6	6	7	11	2	1	0	13	(.257)	(1.78)	1	0	0	1	0	42	0	1	5.73
6/7	@ Indianapolis	W 9-7	9.0	10	7	7	4	13	3	1	1	18	(.286)	(1.56)	0	0	0	1	0	39	0	0	5.68
6/8	@ Indianapolis	W 15-7	9.0	11	7	7	8	7	3	0	1	17	(.306)	(2.11)	0	0	0	1	0	44	0	0	5.70
6/9	@ Indianapolis	W 6-2	9.0	8	2	2	1	12	1	0	1	12	(.216)	(1.00)	0	0	0	0	0	38	0	0	5.64
6/10	@ Indianapolis	W 9-5	9.0	8	5	5	10	11	1	0	9	24	(.282)	(1.67)	1	0	0	0	0	44	0	0	5.63
6/13	COLUMBUS	W 6-5	9.0	9	5	5	6	10	3	0	1	15	(.250)	(1.67)	1	0	1	0	0	43	1	2	5.62
6/14	COLUMBUS	W 6-1	9.0	4	1	1	6	11	0	0	0	4	(.133)	(1.11)	0	0	1	0	0	38	0	0	5.54
6/15	COLUMBUS	W 4-1	9.0	5	2	2	1	4	0	0	2	11	(.161)	(0.67)	0	0	1	1	0	33	1	1	5.49
6/16	COLUMBUS	W 4-1	8.0	6	1	1	3	6	0	0	0	6	(.194)	(1.00)	0	0	0	3	0	34	0	0	5.42
6/17	COLUMBUS	W 13-4	9.0	11	4	4	4	7	1	0	0	18	(.297)	(1.67)	1	0	0	1	0	41	0	0	5.66
6/18	COLUMBUS	W 6-4	9.0	6	4	4	5	9	2	1	0	10	(.194)	(1.22)	2	0	0	0	0	37	1	1	5.37
6/20	@ Rochester	L 5-4	8.0	7	5	5	5	13	1	0	1	11	(.233)	(1.50)	1	1	1	0	0	36	0	1	5.38
6/21	@ Rochester	W 7-3	9.0	7	3	2	2	8	1	0	1	11	(.219)	(1.00)	1	0	0	0	0	36	0	0	5.33
6/22	@ Rochester	W 8-4	9.0	8	4	4	5	7	1	0	3	18	(.229)	(1.44)	1	0	0	0	0	40	0	0	5.31
6/23	@ Rochester	W 4-2	9.0	5	2	1	5	7	1	1	0	8	(.167)	(1.11)	0	0	2	2	0	38	1	1	5.24
6/24	@ Rochester	L 3-2	8.1	9	3	3	5	8	4	0	1	16	(.273)	(1.68)	1	0	0	0	1	39	0	0	5.22</

DATE	OPPONENT	RESULT	AB	R	H	TB	2B	3B	HR	XBH	RBI	BB	IBB	SO	SB	CS	HBP	SAC	SF	GDP	LOB	AVG (SEASON)
3/31	@ Indianapolis	W 8-6	40	8	12	16	2	1	0	2	8	9	0	12	3	0	0	0	0	0	14	300
4/1	@ Indianapolis	W 12-1	42	12	16	24	2	1	0	2	12	6	0	10	3	0	0	0	0	2	11	341
4/2	@ Indianapolis	W 8-3	39	8	12	22	1	0	3	4	8	4	0	5	2	0	1	0	0	0	9	331
4/4	TOLEDO	L 9-2	29	2	6	18	1	0	1	3	2	4	0	10	1	1	0	0	0	4	6	307
4/5	TOLEDO	L 7-6	34	6	7	15	0	0	2	3	3	3	0	12	2	1	0	0	0	1	4	293
4/6	TOLEDO	W 9-4	32	9	12	18	3	0	1	4	8	4	0	11	0	0	0	0	1	1	6	282
4/7	TOLEDO	W 13-8	34	9	12	18	3	0	1	4	8	4	0	11	0	0	0	0	1	1	6	292
4/8	TOLEDO	W 13-8	36	13	12	26	2	0	4	6	13	5	0	9	0	0	0	0	0	0	4	297
4/9	TOLEDO	L 8-2	33	2	6	11	2	0	1	3	2	6	0	12	0	0	2	0	0	0	12	285
4/11	@ Iowa	W 9-6	38	6	10	20	4	0	2	6	6	1	0	6	0	0	0	0	0	0	6	283
4/12	@ Iowa	W 10-6	38	10	12	29	5	0	4	9	10	3	0	9	1	1	0	0	0	0	5	286
4/13	@ Iowa	L 14-1	31	1	6	12	3	0	1	4	1	1	0	4	0	0	0	0	0	1	4	279
4/14	@ Iowa	W 11-8	38	11	11	14	3	0	0	3	10	7	0	7	5	1	2	0	1	0	10	280
4/18	GWINNETH	L 4-1	31	1	7	10	3	0	0	3	1	7	0	7	0	1	2	0	0	1	8	277
4/19	GWINNETH	L 6-2	31	2	6	14	2	0	2	4	1	3	0	7	2	0	0	0	0	1	5	272
4/20	GWINNETH	L 9-3	27	3	3	4	1	0	0	1	3	11	0	10	2	0	0	0	2	1	10	264
4/21	GWINNETH	L 7-3	35	3	9	13	1	0	1	2	3	4	0	8	1	0	0	0	0	1	9	264
4/22	GWINNETH	L 5-2	27	3	4	8	3	0	0	2	2	4	0	8	0	1	0	0	0	3	2	259
4/23	GWINNETH	L 6-5	31	3	12	15	3	0	0	2	5	4	0	7	5	1	0	0	0	0	2	248
4/25	@ Nashville	L 8-3	29	3	5	6	1	0	0	1	3	3	0	12	0	0	1	0	0	2	3	261
4/26	@ Nashville	L 5-0	30	0	4	5	1	0	0	1	0	2	0	7	3	0	0	0	0	2	5	255
4/27	@ Nashville	W 2-1	33	2	5	13	2	0	1	3	2	2	0	11	2	1	0	0	0	1	3	255
4/28	@ Nashville	L 4-3	37	3	5	5	0	0	1	5	0	8	0	9	2	1	0	0	0	1	3	251
4/29	@ Nashville	L 6-5 (10)	30	5	8	15	4	0	1	5	4	4	0	9	3	0	0	0	0	4	2	250
4/30	@ Nashville	W 10-6	34	10	11	23	3	0	3	6	10	7	0	7	0	3	0	1	3	1	9	253
5/2	LOUISVILLE	L 10-4	33	4	6	9	1	0	0	2	4	7	0	10	0	1	1	0	0	1	10	250
5/3	LOUISVILLE	L 7-4	34	4	10	13	3	0	0	3	4	2	0	6	0	0	0	0	0	3	5	252
5/4	LOUISVILLE	L 12-10	40	10	11	17	3	0	0	4	8	4	0	6	6	0	0	0	0	1	9	247
5/5	LOUISVILLE	W 6-2	30	6	5	12	1	0	2	3	6	3	0	10	3	0	0	0	0	0	3	250
5/6	LOUISVILLE	W 11-9	31	11	12	16	1	0	1	2	10	6	0	6	2	1	4	1	1	0	8	254
5/7	LOUISVILLE	L 4-3	35	3	8	17	1	1	2	4	3	2	0	10	2	0	0	0	0	0	7	253
5/9	@ Scranton/WB	L 14-2	31	2	4	8	1	1	1	2	3	0	0	5	0	0	0	0	0	0	2	250
5/10	@ Scranton/WB	L 4-3	30	3	5	11	1	1	1	3	0	7	0	8	3	1	0	0	0	1	9	249
5/11	@ Scranton/WB	W 4-3 (11)	36	4	4	8	1	0	1	2	2	7	0	9	3	0	1	0	0	2	6	243
5/12	@ Scranton/WB	W 3-2	32	3	8	10	2	0	0	2	3	2	0	7	1	1	0	0	1	0	5	243
5/13	@ Scranton/WB	L 8-6	37	6	14	21	4	1	3	5	6	1	0	8	2	1	0	0	0	0	6	248
5/14	@ Scranton/WB	W 6-2	33	6	7	20	2	1	3	6	2	6	0	13	2	1	0	0	0	0	6	247
5/16	TOLEDO	W 16-8	36	2	9	10	1	0	0	1	2	8	0	12	2	0	0	0	0	0	15	247
5/17	TOLEDO	W 9-0	41	16	18	34	7	0	3	10	15	5	0	9	3	0	2	0	0	1	8	253
5/18	TOLEDO	W 9-0	36	9	14	20	3	0	1	4	9	4	0	6	0	0	1	0	0	2	8	256
5/19	TOLEDO	W 9-1	32	9	12	18	4	1	3	6	8	8	0	7	5	0	1	0	0	1	9	259
5/20	TOLEDO	W 8-4	30	8	12	28	2	1	4	7	7	6	0	6	2	0	0	0	0	1	9	257
5/21	TOLEDO	W 8-4	35	8	12	28	2	0	1	6	6	4	0	11	0	0	0	0	1	2	7	258
5/23	@ St. Paul	L 6-1	35	6	10	18	5	0	1	6	6	4	0	12	1	1	0	0	0	1	12	259
5/24	@ St. Paul	L 6-5	38	5	11	15	1	0	1	2	5	7	0	12	1	0	2	0	0	1	12	259
5/25	@ St. Paul	L 8-6	36	6	10	16	3	0	1	4	6	7	0	7	6	1	0	0	0	1	12	259
5/26	@ St. Paul	L 6-4	32	6	8	9	1	0	0	1	3	8	0	7	7	1	0	0	0	2	8	259
5/27	@ St. Paul	L 14-1	28	1	6	9	0	0	0	1	1	7	0	8	0	2	1	0	0	4	8	258
5/28	@ St. Paul	L 10-6	34	6	11	12	1	1	0	1	5	3	0	5	2	0	0	0	0	4	4	260
5/30	MEMPHIS	W 7-6	34	7	12	24	4	1	2	7	3	1	0	10	3	0	1	0	0	1	6	261
5/31	MEMPHIS	L 9-4	37	4	9	9	0	0	0	0	3	1	0	10	3	0	1	0	0	1	8	261
6/1	MEMPHIS	L 12-6	34	6	9	20	2	0	3	5	6	6	0	10	1	0	1	0	0	2	8	261
6/2	MEMPHIS	W 10-9 (10)	40	10	13	20	4	0	1	5	9	3	0	8	4	1	0	2	1	0	8	263
6/3	MEMPHIS	L 4-2	31	2	6	7	1	0	0	1	1	6	0	11	0	0	0	0	0	1	8	261
6/4	MEMPHIS	L 6-5	37	5	12	13	1	0	0	1	4	6	0	8	2	0	0	0	0	2	11	263
6/6	@ Indianapolis	W 9-7	32	4	8	13	2	0	0	3	4	2	0	5	5	1	0	1	0	1	5	262
6/7	@ Indianapolis	W 9-7	33	9	10	16	3	0	1	4	9	10	0	7	5	0	1	0	2	2	10	263
6/8	@ Indianapolis	W 15-7	36	15	12	18	3	0	1	4	15	11	0	11	4	0	0	0	3	0	8	264
6/9	@ Indianapolis	W 6-2	39	6	13	19	3	0	1	4	8	0	0	8	2	0	1	0	0	1	7	266
6/10	@ Indianapolis	W 9-5	37	9	12	18	3	0	1	4	8	10	0	10	2	0	1	0	0	0	13	267
6/13	COLUMBUS	W 6-5	29	6	12	14	1	0	2	3	6	4	0	10	2	0	1	0	0	1	4	266
6/14	COLUMBUS	W 6-1	26	6	5	16	2	0	3	5	6	6	0	7	2	0	1	1	1	0	5	265
6/15	COLUMBUS	W 4-2	29	4	6	18	0	1	0	1	4	3	0	8	2	0	1	0	1	0	5	265
6/16	COLUMBUS	W 4-1	37	4	10	18	5	0	1	6	4	3	0	7	0	0	0	0	0	1	5	266
6/17	COLUMBUS	W 13-4	37	13	15	23	2	0	2	4	13	9	0	10	0	0	0	0	0	1	10	270
6/18	COLUMBUS	W 6-4	34	6	13	23	4	0	2	6	6	1	0	7	1	0	2	0	0	1	7	270
6/20	@ Rochester	L 5-4	31	4	7	8	1	0	0	1	4	7	0	10	0	2	0	0	1	1	8	269
6/21	@ Rochester	W 7-3	35	7	10	13	3	0	0	3	7	6	0	8	0	0	0	0	0	2	7	269
6/22	@ Rochester	W 8-4	37	8	11	16	2	0	1	3	7	3	0	12	2	0	1	0	0	1	6	270
6/23	@ Rochester	W 4-2	33	4	7	12	2	0	1	3	3	2	0	8	0	0	1	1	0	0	6	269
6/24	@ Rochester	L 3-2	30	2	5	11	1	1	1	3	2	6	0	11	1	0	0	1	0	1	8	268
6/25	@ Rochester	W 7-3	33	7	5	10	1	0	0	1	6	7	0	10	1	1	0	0	2	1	5	268
6/28	IOWA	L 9-2	30	2	5	6	1	0	0	1	2	3	0	9	1	0	0	0	0	1	1	267
6/29	IOWA	W 8-3	34	8	12	28	5	1	3	9	8	7	0	11	2	1	0	0	0	0	11	268
6/30	IOWA	L 6-5	37	5	9	12	3	0	0	3	3	4	0	12	1	0	1	0	0	1	10	267
7/2 [G1]	IOWA	W 11-1 (7)	31	11	16	27	5	0	2	7	11	3	0	7	0	0	1	0	0	2	6	270
7/2 [G2]	IOWA	L 6-2 (7)	26	2	6	11	2	0	1	3	1	0	0									

HITTING

SERIES	OPPONENT	DATES	AVG	G	AB	R	H	TB	2B	3B	HR	RBI	BB	IBB	SO	SB	CS	OBP	SLG	OPS	PA	SAC	SF	HBP	GIDP
SERIES 1	@ Indianapolis	3/31 - 4/2	.331	3	121	28	40	62	5	1	5	28	19	0	27	10	0	.420	.512	.932	143	0	2	1	0
SERIES 2	TOLEDO	4/4 - 4/9	.258	6	198	37	51	100	9	2	12	34	28	0	61	5	2	.355	.505	.860	231	0	2	3	7
SERIES 3	@ Iowa	4/11 - 4/16	.269	4	145	28	39	75	15	0	7	27	12	0	26	6	2	.335	.517	.852	161	0	1	3	1
SERIES 4	GWINNETT	4/18 - 4/23	.225	6	182	16	41	64	11	0	4	16	29	0	50	11	3	.330	.352	.682	215	0	3	1	7
SERIES 5	@ Nashville	4/25 - 4/30	.212	6	193	23	41	67	11	0	5	21	20	0	52	11	1	.292	.347	.639	220	1	3	3	9
SERIES 6	LOUISVILLE	5/2 - 5/7	.256	6	203	38	52	84	10	2	6	35	24	0	48	13	2	.349	.414	.763	236	1	2	6	4
SERIES 7	@ Scranton/WB	5/9 - 5/14	.211	6	199	24	42	78	11	2	7	20	20	0	50	12	4	.290	.392	.682	224	0	2	3	3
SERIES 8	TOLEDO	5/16 - 5/21	.321	6	209	45	67	112	17	2	8	42	38	0	56	14	1	.433	.536	.969	252	0	1	4	5
SERIES 9	@ St. Paul	5/23 - 5/28	.276	6	203	30	56	79	11	0	4	26	35	0	49	16	4	.391	.389	.780	243	0	1	4	14
SERIES 10	MEMPHIS	5/30 - 6/4	.286	6	213	34	61	93	12	1	6	28	24	0	52	10	3	.365	.437	.802	243	2	1	3	7
SERIES 11	@ Indianapolis	6/6 - 6/11	.311	5	177	43	55	84	14	0	5	42	33	1	39	21	1	.414	.475	.889	221	1	7	3	3
SERIES 12	COLUMBUS	6/13 - 6/18	.303	6	185	39	56	102	14	1	10	39	26	0	49	7	1	.397	.551	.948	220	1	3	5	4
SERIES 13	@ Rochester	6/20 - 6/25	.246	6	199	32	49	70	10	1	3	28	31	0	59	6	3	.349	.352	.701	237	2	3	2	6
SERIES 14	IOWA	6/28 - 7/3	.279	6	190	34	53	93	17	1	7	30	23	1	57	5	2	.364	.489	.853	218	1	1	3	4
SERIES 15	@ Gwinnett	7/4 - 7/9																							
SERIES 16	INDIANAPOLIS	7/14 - 7/16																							
SERIES 17	ST. PAUL	7/18 - 7/23																							
SERIES 18	@ Columbus	7/25 - 7/30																							
SERIES 19	@ Louisville	8/1 - 8/6																							
SERIES 20	IOWA	8/8 - 8/13																							
SERIES 21	@ Toledo	8/15 - 8/20																							
SERIES 22	ST. PAUL	8/22 - 8/27																							
SERIES 23	LOUISVILLE	8/29 - 9/3																							
SERIES 24	@ Iowa	9/5 - 9/10																							
SERIES 25	INDIANAPOLIS	9/12 - 9/17																							
SERIES 26	@ Columbus	9/19 - 9/24																							

PITCHING

SERIES	OPPONENT	DATES	W	L	ERA	G	GS	CG	SHO	GF	HLD	SV	SVO	IP	H	R	ER	HR	HB	BB	IBB	SO	AVG	WP	BK	GIDP
SERIES 1	@ Indianapolis	3/31 - 4/2	3	0	3.33	3	3	0	0	3	0	1	1	27.0	27	10	10	2	3	9	0	25	.273	0	1	9
SERIES 2	TOLEDO	4/4 - 4/9	2	4	6.67	6	6	0	0	6	0	0	1	54.0	69	44	40	11	4	30	0	56	.303	2	1	6
SERIES 3	@ Iowa	4/11 - 4/16	2	2	9.00	4	4	0	0	4	2	1	1	34.0	41	37	34	8	6	17	1	42	.289	1	0	1
SERIES 4	GWINNETT	4/18 - 4/23	1	5	4.50	6	6	0	0	6	3	1	1	54.0	55	34	27	5	2	24	0	39	.268	10	1	6
SERIES 5	@ Nashville	4/25 - 4/30	2	4	4.85	6	6	0	0	6	6	1	4	52.0	57	30	28	5	3	26	0	43	.284	3	0	4
SERIES 6	LOUISVILLE	5/2 - 5/7	2	4	6.83	6	6	0	0	6	3	2	3	54.0	64	44	41	14	2	26	0	53	.298	4	1	2
SERIES 7	@ Scranton/WB	5/9 - 5/14	3	3	5.57	6	6	0	0	6	7	2	5	53.1	53	34	33	10	5	36	2	58	.272	3	0	9
SERIES 8	TOLEDO	5/16 - 5/21	4	2	3.83	6	6	0	1	6	3	0	0	54.0	55	26	23	8	5	22	0	55	.266	5	0	7
SERIES 9	@ St. Paul	5/23 - 5/28	2	4	5.94	6	6	0	0	6	1	1	3	50.0	58	43	33	6	3	29	0	51	.286	0	0	2
SERIES 10	MEMPHIS	5/30 - 6/4	2	4	6.71	6	6	0	0	6	4	1	3	55.0	55	46	41	13	0	39	0	56	.255	4	0	6
SERIES 11	@ Indianapolis	6/6 - 6/11	5	0	4.60	5	5	0	0	5	2	2	2	45.0	44	23	23	3	1	29	0	55	.254	1	0	4
SERIES 12	COLUMBUS	6/13 - 6/18	6	0	2.83	6	6	0	0	6	6	3	4	54.0	41	17	17	5	3	25	0	47	.209	4	0	5
SERIES 13	@ Rochester	6/20 - 6/25	4	2	3.10	6	6	0	0	6	7	1	2	52.1	46	20	18	7	3	26	1	51	.234	4	1	2
SERIES 14	IOWA	6/28 - 7/3	2	4	5.58	6	6	0	0	6	1	0	1	50.0	41	32	31	10	0	31	0	58	.225	1	0	5
SERIES 15	@ Gwinnett	7/4 - 7/9																								
SERIES 16	INDIANAPOLIS	7/14 - 7/16																								
SERIES 17	ST. PAUL	7/18 - 7/23																								
SERIES 18	@ Columbus	7/25 - 7/30																								
SERIES 19	@ Louisville	8/1 - 8/6																								
SERIES 20	IOWA	8/8 - 8/13																								
SERIES 21	@ Toledo	8/15 - 8/20																								
SERIES 22	ST. PAUL	8/22 - 8/27																								
SERIES 23	LOUISVILLE	8/29 - 9/3																								
SERIES 24	@ Iowa	9/5 - 9/10																								
SERIES 25	INDIANAPOLIS	9/12 - 9/17																								
SERIES 26	@ Columbus	9/19 - 9/24																								

 SERIES WINS: 5 (2 at Home, 3 on Road)

 SERIES LOSSES: 7 (5 at Home, 2 on Road)

 SERIES SPLITS: 2 (2 on Road)



STARTING PITCHERS

SERIES	OPPONENT	DATES	W	L	ERA	G	CG	SHO	IP	H	R	ER	2B	3B	HR	TB	BB	IBB	SO	WHIP	AVG	HBP	WP	BK	GDP	K/BB	NP	NS	TBF
SERIES 1	@ Indianapolis	3/31 - 4/2	0	0	6.55	3	0	0	11.0	13	8	8	2	1	2	23	4	0	13	1.55	.295	2	0	0	2	3.25	187	118	50
SERIES 2	TOLEDO	4/4 - 4/9	1	3	4.97	6	0	0	25.1	31	16	14	7	1	4	52	12	0	22	1.70	.290	0	1	0	3	1.83	484	299	120
SERIES 3	@ Iowa	4/11 - 4/16	0	2	17.51	4	0	0	12.1	20	24	24	6	0	7	47	10	0	16	2.43	.357	1	0	0	1	1.60	280	170	68
SERIES 4	GWINNETT	4/18 - 4/23	1	2	3.55	6	0	0	33.0	29	17	13	6	2	2	45	14	0	21	1.30	.246	0	3	0	5	1.50	514	321	137
SERIES 5	@ Nashville	4/25 - 4/30	1	2	5.23	6	0	0	31.0	32	18	18	8	1	4	54	11	0	20	1.39	.274	1	1	0	2	1.82	534	348	132
SERIES 6	LOUISVILLE	5/2 - 5/7	1	3	8.13	6	0	0	27.2	37	25	25	5	1	10	74	9	0	21	1.66	.325	1	0	0	1	2.33	478	308	125
SERIES 7	@ Scranton/WB	5/9 - 5/14	1	1	5.92	6	0	0	24.1	28	16	16	8	0	5	51	15	0	24	1.77	.298	2	0	0	2	1.60	458	279	111
SERIES 8	TOLEDO	5/16 - 5/21	1	1	5.26	6	0	0	25.2	32	15	15	9	0	6	59	12	0	20	1.71	.311	1	2	0	4	1.67	456	271	116
SERIES 9	@ St. Paul	5/23 - 5/28	2	1	3.33	6	0	0	27.0	26	10	10	5	0	0	31	10	0	21	1.33	.255	0	0	0	2	2.10	432	278	112
SERIES 10	MEMPHIS	5/30 - 6/4	1	2	6.00	6	0	0	30.0	33	23	20	6	1	10	71	14	0	29	1.57	.277	0	2	0	3	2.07	555	336	135
SERIES 11	@ Indianapolis	6/6 - 6/11	3	0	5.25	5	0	0	24.0	24	14	14	5	2	3	42	13	0	27	1.54	.258	1	0	0	2	2.08	419	253	107
SERIES 12	COLUMBUS	6/13 - 6/18	4	0	2.35	6	0	0	30.2	23	8	8	2	0	5	40	13	0	16	1.17	.211	2	1	0	5	1.23	463	288	125
SERIES 13	@ Rochester	6/20 - 6/25	3	0	2.79	6	0	0	29.0	29	11	9	6	0	5	50	7	0	25	1.24	.261	1	1	1	2	3.57	491	324	123
SERIES 14	IOWA	6/28 - 7/3	0	2	5.54	6	0	0	26.0	24	16	16	5	1	6	49	12	0	28	1.38	.250	0	0	0	3	2.33	425	263	108
SERIES 15	@ Gwinnett	7/4 - 7/9																											
SERIES 16	INDIANAPOLIS	7/14 - 7/16																											
SERIES 17	ST. PAUL	7/18 - 7/23																											
SERIES 18	@ Columbus	7/25 - 7/30																											
SERIES 19	@ Louisville	8/1 - 8/6																											
SERIES 20	IOWA	8/8 - 8/13																											
SERIES 21	@ Toledo	8/15 - 8/20																											
SERIES 22	ST. PAUL	8/22 - 8/27																											
SERIES 23	LOUISVILLE	8/29 - 9/3																											
SERIES 24	@ Iowa	9/5 - 9/10																											
SERIES 25	INDIANAPOLIS	9/12 - 9/17																											
SERIES 26	@ Columbus	9/19 - 9/24																											

RELIEVERS

SERIES	OPPONENT	DATES	W	L	ERA	G	HLD	SV	SVO	IP	H	R	ER	2B	3B	HR	TB	BB	IBB	SO	WHIP	AVG	HBP	WP	BK	GDP	K/BB	NP	NS	TBF	IR	IRS
SERIES 1	@ Indianapolis	3/31 - 4/2	3	0	1.13	3	0	1	1	16.0	14	2	2	4	0	0	18	5	0	12	1.19	.255	1	0	1	7	2.40	218	132	61	1	1
SERIES 2	TOLEDO	4/4 - 4/9	1	1	8.16	6	0	0	1	28.2	38	28	26	9	1	7	70	18	0	34	1.95	.314	4	1	1	3	1.89	579	345	143	7	5
SERIES 3	@ Iowa	4/11 - 4/16	2	0	4.15	4	2	1	1	21.2	21	13	10	8	1	1	34	7	1	26	1.29	.244	5	1	0	0	3.71	374	229	99	4	4
SERIES 4	GWINNETT	4/18 - 4/23	0	3	6.00	6	3	1	1	21.0	26	17	14	5	0	3	40	10	0	18	1.71	.299	2	7	1	1	1.80	379	235	102	5	4
SERIES 5	@ Nashville	4/25 - 4/30	1	2	4.29	6	6	1	4	21.0	25	12	10	2	0	1	30	15	0	23	1.90	.298	2	2	0	2	1.53	414	237	103	14	3
SERIES 6	LOUISVILLE	5/2 - 5/7	1	1	5.47	6	3	2	3	26.1	27	19	16	4	0	4	43	17	0	32	1.67	.267	1	4	1	1	1.88	489	293	121	9	5
SERIES 7	@ Scranton/WB	5/9 - 5/14	2	2	5.28	6	7	2	5	29.0	25	18	17	2	0	5	42	21	2	34	1.59	.248	3	3	0	7	1.62	538	318	126	12	3
SERIES 8	TOLEDO	5/16 - 5/21	3	1	2.54	6	3	0	0	28.1	23	11	8	5	0	2	34	10	0	35	1.16	.221	4	3	0	3	3.50	503	303	119	10	3
SERIES 9	@ St. Paul	5/23 - 5/28	0	3	9.00	6	1	1	3	23.0	32	33	23	5	2	6	59	19	0	30	2.22	.317	3	0	0	0	1.58	498	285	124	8	5
SERIES 10	MEMPHIS	5/30 - 6/4	1	2	7.56	6	4	1	3	25.0	22	23	21	3	0	3	34	25	0	27	1.88	.227	0	2	0	3	1.08	528	308	123	18	9
SERIES 11	@ Indianapolis	6/6 - 6/11	2	0	3.86	5	2	2	2	21.0	20	9	9	3	0	0	23	16	0	28	1.71	.250	0	1	0	2	1.75	388	237	98	14	2
SERIES 12	COLUMBUS	6/13 - 6/18	2	0	3.47	6	6	3	4	23.1	18	9	9	4	1	0	24	12	0	31	1.29	.207	1	3	0	0	2.58	385	252	101	9	3
SERIES 13	@ Rochester	6/20 - 6/25	1	2	3.47	6	7	1	2	23.1	17	9	9	4	1	2	29	19	1	26	1.54	.198	2	3	0	0	1.37	429	255	108	5	0
SERIES 14	IOWA	6/28 - 7/3	2	2	5.63	6	1	0	1	24.0	17	16	15	2	0	4	31	19	0	30	1.50	.198	0	1	0	2	1.58	434	247	107	12	2
SERIES 15	@ Gwinnett	7/4 - 7/9																														
SERIES 16	INDIANAPOLIS	7/14 - 7/16																														
SERIES 17	ST. PAUL	7/18 - 7/23																														
SERIES 18	@ Columbus	7/25 - 7/30																														
SERIES 19	@ Louisville	8/1 - 8/6																														
SERIES 20	IOWA	8/8 - 8/13																														
SERIES 21	@ Toledo	8/15 - 8/20																														
SERIES 22	ST. PAUL	8/22 - 8/27																														
SERIES 23	LOUISVILLE	8/29 - 9/3																														
SERIES 24	@ Iowa	9/5 - 9/10																														
SERIES 25	INDIANAPOLIS	9/12 - 9/17																														
SERIES 26	@ Columbus	9/19 - 9/24																														

2023 STORM CHASER QUALITY STARTS (14)

STARTER (# IN 2023)	GAME	DEC	IP	H	R	ER	HR	HB	BB	IBB	SO	AB	WP	BK	GIDP	TBF	NP-S	S%	FPS	FPS%	% K/BF	P/IP	CATCHER	
1.	Jonathan Heasley (1)	4/7 vs. Toledo	W	6.0	6	2	2	1	0	2	0	5	24	0	0	0	26	92 - 61	66.30%	19	73.08%	19.2%	15.33	Fermin
2.	Mike Mayers (1)	4/18 vs. Gwinnett	—	6.0	3	1	1	0	0	2	0	2	19	0	0	0	23	79 - 52	65.82%	13	56.52%	8.7%	13.17	Fermin
3.	Jonathan Heasley (2)	4/19 vs. Gwinnett	L	7.0	7	3	3	1	0	0	0	7	26	0	0	1	26	95 - 60	63.16%	15	57.69%	26.9%	13.57	Porter
4.	Austin Cox (1)	4/27 @ Nashville	W	6.0	4	0	0	0	0	3	0	5	19	0	0	1	22	99 - 60	60.61%	12	54.55%	22.7%	16.50	Reetz
5.	Drew Parrish (1)	4/28 @ Nashville	—	6.0	1	0	0	0	0	2	0	5	18	0	0	1	20	90 - 56	62.22%	6	30.00%	25.0%	15.00	Porter
6.	Mike Mayers (2)	5/5 vs. Louisville	W	6.0	4	1	1	1	0	1	0	5	21	0	0	0	22	76 - 53	69.74%	14	63.64%	22.7%	12.67	Reetz
7.	Daniel Lynch (1)	5/23 @ St. Paul	W	6.0	3	0	0	0	0	0	0	5	21	0	0	0	21	61 - 47	77.05%	14	66.67%	23.8%	10.17	Porter
8.	Max Castillo (1)	5/28 @ St. Paul	—	6.0	4	1	1	0	0	0	0	4	21	0	0	0	21	69 - 46	66.67%	12	57.14%	19.0%	11.50	Reetz
9.	Max Castillo (2)	6/9 @ Indianapolis	W	6.0	4	1	1	1	0	1	0	8	24	0	0	0	25	89 - 61	68.54%	16	64.00%	32.0%	14.83	Reetz
10.	Jonathan Heasley (3)	6/13 vs. Columbus	—	6.0	5	2	2	1	0	2	0	4	23	1	0	0	25	93 - 57	61.29%	15	60.00%	16.0%	15.50	Reetz
11.	Max Castillo (3)	6/15 vs. Columbus	W	6.0	4	2	2	2	1	0	0	0	20	0	0	1	21	75 - 51	68.00%	14	66.67%	0.0%	12.50	Porter
12.	Anthony Veneziano (1)	6/16 vs. Columbus	W	6.1	3	0	0	0	0	3	0	2	20	0	0	3	23	87 - 56	64.37%	14	60.87%	8.7%	13.74	Briceño
13.	Max Castillo (4)	6/30 vs. Iowa	—	6.0	3	3	3	2	0	3	0	2	20	0	0	1	23	89 - 52	58.43%	14	60.87%	8.7%	14.83	Briceño
14.	Ryan Yarbrough (1)	7/4 @ Gwinnett	—	6.0	3	0	0	0	0	1	0	6	20	0	0	1	21	81 - 50	61.73%	14	66.67%	28.6%	13.50	Briceño

2023 REHAB ASSIGNMENTS WITH OMAHA

HITTING

PLAYER	DATES	AVG	G	AB	R	H	TB	2B	3B	HR	RBI	BB	IBB	SO	SB	CS	OBP	SLG	OPS	PA	SAC	SF	HBP	SF	HBP
Drew Waters	May 9 - 24	.327	13	52	12	17	33	6	2	2	6	6	0	13	2	0	.397	.635	1.032	58	0	0	0	3	0
Nicky Lopez	May 16 - 20	.300	3	10	1	3	4	1	0	0	1	3	0	1	1	0	.462	.400	.862	13	0	0	0	0	0
Kyle Isbel	June 13 - 25	.290	9	31	7	9	17	2	0	2	6	6	0	6	0	0	.405	.548	.953	37	0	0	0	2	0
Michael Massey	June 30 - July 3	.182	3	11	2	2	3	1	0	0	0	1	0	3	0	0	.250	.273	.523	12	0	0	0	0	0

PITCHING

PLAYER	DATES	W	L	ERA	G	GS	CG	SHO	GF	HLD	SV	SVO	IP	H	R	ER	HR	HB	BB	IBB	SO	AVG	WP	BK	GIDP	TBF
Daniel Lynch	May 7 - 23	2	0	3.50	4	4	0	0	0	0	0	0	18.0	19	7	7	3	0	3	0	18	.264	1	0	0	75
Amir Garrett	June 22 - 28	0	0	10.13	3	0	0	0	0	1	0	0	2.2	3	3	3	1	0	5	0	2	.273	1	0	0	16
Ryan Yarbrough	June 24 - July 4	0	0	1.23	3	3	0	0	0	0	0	0	14.2	9	2	2	1	0	2	0	18	.176	0	0	1	53
Brad Keller	June 28 - July 5	0	1	6.23	3	2	0	0	0	0	0	0	4.1	3	3	3	0	0	9	0	3	.214	1	0	1	24