



2022 PORTLAND SEA DOGS MEDIA GUIDE



EASTERN LEAGUE AFFILIATE OF THE BOSTON RED SOX



2022 SEASON SCHEDULE

APRIL

S	M	T	W	T	F	S
					1	2
3	4	5	6	7	8 vs. NH 6:00	9 vs. NH 1:00
10 vs. NH 1:00	11	12 @HBG 6:30	13 @HBG 12:00	14 @HBG 6:30	15 @HBG 7:00	16 @HBG 6:00
17 @HBG 1:00	18	19 vs. BNG 6:00	20 vs. BNG 6:00	21 vs. BNG 6:00	22 vs. BNG 6:00	23 vs. BNG 1:00
24 vs. BNG 1:00	25	26 @SOM 6:35	27 @SOM 6:35	28 @SOM 6:35	29 @SOM 6:35	30 @SOM 6:35

JUNE

S	M	T	W	T	F	S
			1 @NH 6:35	2 @NH 6:35	3 @NH 6:03	4 @NH 6:35
5 @NH 1:35	6	7 vs. HFD 6:00	8 vs. HFD 6:00	9 vs. HFD 6:00	10 vs. HFD 6:00	11 vs. HFD 6:00
12 vs. HFD 1:00	13	14 @REA 7:00	15 @REA 7:00	16 @REA 7:00	17 @REA 7:00	18 @REA 6:45
19 @REA 5:15	20	21 @RIC 6:35	22 @RIC 6:35	23 @RIC 6:35	24 @RIC 6:35	25 @RIC 6:05
26 @RIC 1:35	27	28 vs. NH 6:00	29 vs. NH 6:00	30 vs. NH 6:00		

AUGUST

S	M	T	W	T	F	S
	1	2 vs. ERI 6:00	3 vs. ERI 6:00	4 vs. ERI 6:00	5 vs. ERI 6:00	6 vs. ERI 6:00
7 vs. ERI 1:00	8	9 vs. RIC 6:00	10 vs. RIC 6:00	11 vs. RIC 12:05	12 vs. RIC 6:00	13 vs. RIC 6:00
14 vs. RIC 1:00	15	16 @REA 7:00	17 @REA 7:00	18 @REA 7:00	19 @REA 7:00	20 @REA 6:45
21 @REA 5:15	22	23 vs. HFD 6:00	24 vs. HFD 6:00	25 vs. HFD 6:00	26 vs. HFD 6:00	27 vs. HFD 6:00
28 vs. HFD 1:00	29	30 @NH 7:05	31 @NH 7:05			

MAY

S	M	T	W	T	F	S
1 @SOM 1:05	2	3 vs. REA 6:00	4 vs. REA 6:00	5 vs. REA 6:00	6 vs. REA 6:00	7 vs. REA 1:00
8 vs. REA 1:00	9	10 @HFD 7:05	11 @HFD 7:05	12 @HFD 7:05	13 @HFD 7:05	14 @HFD 6:05
15 @HFD 1:05	16	17 vs. HBG 6:00	18 vs. HBG 6:00	19 vs. HBG 6:00	20 vs. HBG 6:00	21 vs. HBG 1:00
22 vs. HBG 1:00	23	24 vs. SOM 11:00	25 vs. SOM 6:00	26 vs. SOM 6:00	27 vs. SOM 6:00	28 vs. SOM 1:00
29 vs. SOM 1:00	30	31 @NH 6:35				

JULY

S	M	T	W	T	F	S
					1 vs. NH 6:00	2 vs. NH 6:00
3 vs. NH 6:00	4 @BNG 6:35	5	6 @BNG 6:35	7 @BNG 6:35	8 @BNG 7:05	9 @BNG 6:35
10 @BNG 1:05	11	12 vs. SOM 6:00	13 vs. SOM 6:00	14 vs. SOM 12:05	15 vs. SOM 6:00	16 vs. SOM 6:00
17 vs. SOM 1:00	18	19	20	21	22 @NH 7:05	23 @NH 7:05
24 @NH 1:35	25 @HFD 1:05	26 @HFD 7:05	27 @HFD 7:05	28 @HFD 7:05	29 @HFD 7:05	30 @HFD 6:05

SEPTEMBER

S	M	T	W	T	F	S
				1 @NH 7:05	2 @NH 7:05	3 @NH 7:05
4 @NH 1:35	5	6 vs. BNG 6:00	7 vs. BNG 6:00	8 vs. BNG 6:00	9 vs. BNG 6:00	10 vs. BNG 1:00
11 vs. BNG 1:00	12	13 @SOM 6:35	14 @SOM 6:35	15 @SOM 6:35	16 @SOM 6:35	17 @SOM 6:35
18 @SOM 1:05	19	20 PLAYOFFS BEGIN	21	22	23	24
25	26	27	28	29	30	

HOME GAME	ROAD GAME	FIREWORKS
BNG BINGHAMTON RUMBLE PONIES HFD HARTFORD VARD GUATS COLORADO ROCKIES	NH NEW HAMPSCIRE FISHER CATS PORTLAND SEA DOGS BOSTON RED SOX	REA READING FIGHTIN' PHILS PHILADELPHIA PHILLIES SOMERSET PATRIOTS NEW YORK YANKEES
AKR AKRON RUBBERDOLLS ALT ALTONA CURVE PITTSBURGH PINNETS	BOW BOWLING GREEN ERI ERIE SEAWOLVES REYNOLD TIGERS	HGB HARRISBURG SENATORS RIC RICHMOND FLYING SQUIBBLES SAN FRANCISCO GIANTS

ALL DATES AND TIMES SUBJECT TO CHANGE

TABLE OF CONTENTS

Sea Dogs Information

Front Office Directory.....	4
Hadlock Field.....	5
Directions & Parking.....	5
Ticket Info.....	6
Promotions.....	7

Boston Red Sox Organization

Front Office Directory.....	9
Red Sox Farm System.....	10
2021 Boston Red Sox Statistics.....	11
2021 Worcester Red Sox Statistics.....	13
2021 Portland Sea Dogs Statistics.....	15
2021 Greenville Drive Statistics.....	17
2021 Salem Red Sox Statistics.....	19
Red Sox <i>Baseball America</i> Info.....	21
2021 Red Sox Draft Results.....	23

2022 Portland Sea Dogs Field Staff

Sea Dogs Manager.....	24
Sea Dogs Coaching Staff.....	25

Eastern League

Eastern League Directory.....	26
Eastern League Stadium Info.....	26
Eastern League Rules of Interest.....	27
Eastern League Standings.....	28
2021 Northeast League Leaders.....	32
Eastern League Champions.....	33
Eastern League Travel.....	35
Eastern League Opponents.....	36
Series Sweeps.....	47

2021 Sea Dogs Season in Review

Season Summary.....	49
Record When.....	50
Transactions.....	51
Highs & Lows.....	53
Day-by-Day.....	55

Sea Dogs History & Records

Sea Dogs Timeline.....	57
Dogs "Firsts".....	62
Last Time it Happened.....	63
Position Players Who Have Pitched.....	63
Pitchers Who Have Homered.....	63
Individual Monthly Leaders.....	64
Team Monthly Leaders.....	65
Yearly Team Leaders.....	66
Individual Streaks.....	67
Player of the Week Awards.....	68
Sea Dogs Honors & Awards.....	69
Sea Dogs All-Stars.....	70
Team Awards.....	70
Top Performances.....	72
Single Game Records.....	73
Franchise Records.....	74
Single Season Records.....	75
Career Records.....	76
All-Time Roster.....	77
Hall of Fame.....	82
Playoff History.....	87
Opening Day Lineups.....	91
Rehab Assignments.....	92
Attendance History.....	93
History of Baseball in Maine.....	94

Media Information

Sea Dogs Radio & TV Networks.....	95
Media Outlets.....	95
Credential Information.....	96
Standard Game Times.....	97
Batting Practice & Infield Schedule.....	97
Sea Dogs' Media Contacts.....	97
How Did You Get That?.....	98
Hadlock Field Ground Rules.....	99

About the Media Guide

The 2022 Portland Sea Dogs Media Guide was produced by Emma Tiedemann, Chris Cameron, and Ted Seavey. Editorial assistance provided by Mike Antonellis. Statistical information provided by Major League Baseball Advanced Media.

FRONT OFFICE DIRECTORY



Portland Sea Dogs
Class AA- Northeast League
Affiliate- Boston Red Sox
OFFICE: 207-874-9300
TICKETS: 207-879-9500
FAX: 207-780-0317
E-MAIL: seadogs@seadogs.com

STREET ADDRESS

271 Park Avenue
Portland, Maine 04102

MAILING ADDRESS

PO Box 636
Portland, Maine 04104

Ownership, Management

Owned & Operated.....	Portland Maine Baseball Inc.
Chairman.....	Bill Burke
Treasurer.....	Sally McNamara
President & General Manager.....	Geoff Iacuessia
Senior Vice President.....	John Kameisha
Vice President/ Financial & Game Operations.....	Jim Heffley
Vice President/Communications & Fan Experience.....	Chris Cameron
Assistant General Manger/Sales.....	Dennis Meehan
Director of Ticket Operations.....	Jesse Scaglion
Director of Corporate Sales.....	Justin Phillips
Mascot Coordinator/Community Relations.....	Tim Jorn
Director of Creative Services.....	Ted Seavey
Director of Broadcasting/Media Relations.....	Emma Tiedemann
Director of Food Service.....	Mike Scorza
Director of Promotions.....	Allison Casiles
Assistant Director, Food Service.....	Greg Moyes
Ticket Office Coordinator.....	Alan Barker
Account Executive.....	Melissa Mayhew
Ticket Office Associate.....	Isaac Salisbury
Head Groundskeeper.....	Jason Cooke
Assistant Groundskeeper.....	Cam Eggeman
Home Clubhouse Manager.....	Mike Coziahr
Visiting Clubhouse Manager.....	Seth Dube
Senior Advisor.....	Charlie Eshbach
Director of Security.....	Glenn Stankiewicz
PA Announcer.....	Paul Coughlin
Official Scorer.....	Thom Hinton
Scoreboard Operator.....	Tom Clifford

HADLOCK FIELD

Named After: Edson Hadlock Jr., baseball coach at Portland High School from 1950-1978.

Opened: April 18, 1994

Seating Capacity: 7,368

Dimensions

	Feet	Height
Left Field	315	37 feet
Center Field	400	8 feet
Right Field	330	16 feet

"The Maine Monster"

	Fenway Park	Hadlock Field
Left Field Dimension	310 feet	315 feet
Height of Wall	37 feet	37 feet
Length of Wall	240 feet	160 feet
Height of Screen	23 feet*	12 feet
Color of Wall	Green	Green
Material of Wall	Hard Plastic	Wood
Scoreboard	Manual	Electronic

* Before screen was removed to add seats

STADIUM EXPANSIONS

<u>Year</u>	<u>Capacity</u>	<u>Addition</u>
1994	6,000	
1995	6,500	Section 315--500 additional General Admissions on 3rd base line
1998	6,860	Sections 201--203 (Upper Box Seats)--added and expanded
2002	6,975	Picnic Area--115 seats added
2006	7,368	Right Field--393 seats added in right field pavilion

DIRECTIONS

From the South: From Interstate 295 - take exit 5 (Congress St.), merge onto Congress Street and stay left. Make a left at the first set of lights (St. John St.), stay right and merge onto Park Avenue. Hadlock Field will be directly in front of you.

From the North: From Interstate 295 - take exit 6A (Forest Ave. South), turn right at the first set of lights (go through Deering Oaks Park) and take a right onto Park Avenue. Go approximately 1/3 mile. The stadium is just past the Expo building on your right.

PARKING INFORMATION

Parking: The City of Portland has the following lots available for parking:

Fitzpatrick Stadium

Portland Expo/ Ice Arena

Maine Medical Center Parking Garage

Maine Medical Center Lot # 2 (located at 995 Congress St.)

These lots are safe, lighted, and monitored throughout the game.

PARKING RESTRICTIONS

Parking is **NOT** available on the following streets:

Grant St. (from Deering to Weymouth)

Weymouth St

Forest St.

Gilman St.

Valley Washburn (Dead End Portion)

St. John (between Washburn and Granite)

Parking on these streets is limited to one hour, unless you are a resident.

TICKET INFORMATION

Phone: (207) 879-9500
Fax: (207) 879-9508
E-mail: tickets@seadogs.com

Hours:
 Monday-Friday 9:00- 5:00 PM
 Game Days: Ticket Office will open at 9:00 AM on all game days and remain open until the 8th inning.

Ticket Prices:

	Adult	Child/Senior
Box Seats	\$13.00	\$12.00
Sky View	\$12.00	\$11.00
Reserved Seats	\$12.00	\$11.00
General Admission	\$11.00	\$8.00
Gifford's Pavilion*	\$30.00	\$30.00

*Includes all-you-can-eat picnic buffet - available starting Memorial Day Weekend

Children = 16 and under
 Senior = 62 and over

Children two years and younger do not require a ticket provided they sit on a guardian's lap

Discounted Group Rates:

	Box	Reserved	GA
Ticket Price	\$12.00	\$9.00	\$7.00
Minimum of 20 Tickets			

Season Tickets:

Box Seats	
Annual Contract	\$497.00/seat
Three Year Contract	\$461.50/seat

Reserved Seats

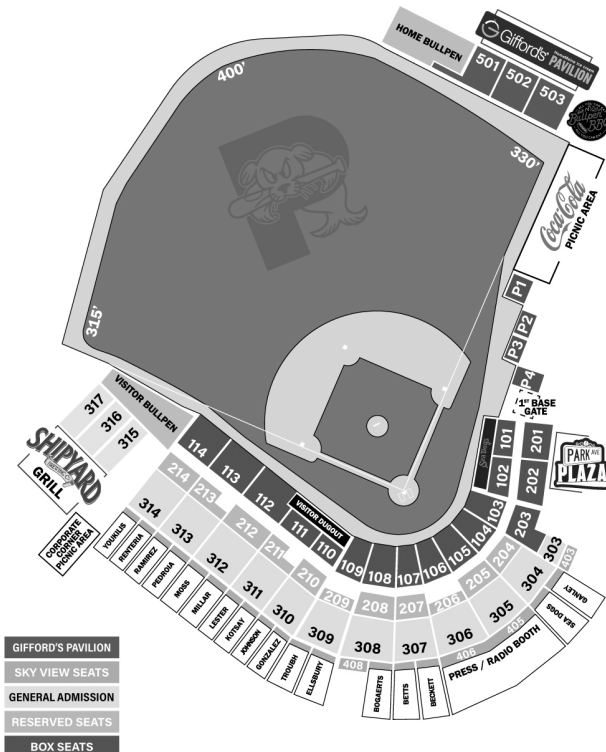
Annual Contract	\$461.50/seat
Three Year Contract	\$426.00/seat

General Admission

Annual Contract	\$355.00/seat
Three Year Contract	N/A

Rain Check Policy:

If less than five innings of one game (4 1/2 innings if the Sea Dogs are ahead) are played, tickets may be exchanged at the Box Office for one ticket of equal or lesser value for any remaining regular season game, based upon availability.



PROMOTIONAL SCHEDULE

DATE	PROMOTION	SPONSOR
April 8	Opening Day	
April 9	Schedule Magnet Giveaway	Kittery Trading Post
April 10	Kids Run the Bases	
April 19	Teacher Appreciation Day	
April 20	Volunteer Appreciation Day	Saco and Biddeford Savings
April 21	Administrative Assistants Day	
April 22	Earth Day	
	Slugger's Reading Challenge	
April 23	Opiate Education and Awareness	
	Most Improved Student	
April 24	Halloween at Hadlock	
	Kids Run the Bases	
	Kids Club Day #1	
May 3	Salute to Mustaches	
May 4	Pi Day	
May 5	Slugger's Reading Challenge	
May 6	New Mainer Night	
	Civil Rights Night	
	Nurse Appreciation	
May 7	Slugger's Birthday Celebration	
	Most Improved Student	
May 8	Mother's Day	
	Pink Out the Park	
	Kids Run the Bases	
May 17		
May 18	High School Night of Champions	
May 19	Alces de Maine	
May 20	Maine on the Moon	FMI
	Appearance by NASA Astronaut Jessica Meir	
May 21	Most Improved Student	
May 22	Kids Run the Bases	Trusted Choice
	Most Improved Student	
May 24	Education Day	
May 25	Westbrook Community Night	
May 26	Maine Tourism Association Night	
May 27	Fireworks	
	CCFCU Member Appreciation Night	
May 28	Most Improved Student	
May 29	Hometown Hero	
	Touch-A-Truck	
	Kids Club Day #2	
June 7	Triston Casas Bobblehead Giveaway	Bath Savings
June 8	Country Night	Erik's Church
June 9	Pride Night	
June 10	Maine Whoopie Pies	Trademark Federal Credit Union
	MLB Play Ball Weekend	
June 11	Irish Night	
	MLB Play Ball Weekend	
June 12	Father's Day Celebration	
	MLB Play Ball Weekend	
	Kids Club Day #3	
	Catch on the Field	
June 28	Salvation Army Night	Salvation Army
	Portland Food & Bev Night	
June 29	South Portland Community Night	

PROMOTIONAL SCHEDULE

DATE	PROMOTION	SPONSOR
June 30	Margaritaville Night Lewiston Auburn Chamber Night Maine CU's Ending Hunger Night	
July 1	Maine Red Snappers	
July 2	MCCP Night Heroes at Hadlock	Royal River Heat Pumps
July 3	Fireworks	Infinity Credit Union
July 12	Rafael Devers Laundry Cart Bobblehead Giveaway	Saco & Biddeford Savings
July 13	Bark in the Park	Batson River Brewing & Distilling
July 14	Park & Rec Day	Humana
July 15	Fireworks	Aetna Medicare
July 16	Marvel's Defenders of the Diamond Boy Scout Sleepover	
July 17	Special Olympics Maine Day Kids Run the Bases Kids Club Day #4 Mascot Mania	
August 2		
August 3	Bark in the Park	Rarebreed Veterinary Partners
August 4	Saco/Biddeford Community Night	
August 5	Fireworks	Emerson Toyota
August 6	Star Wars Night	
August 7	Princess & Pirate Day Kids Run the Bases Kids Club Day #5	
August 9	Jarren Duran Bobblehead Giveaway	Fortinet
August 10	Dentistry Night	
August 11	Park & Rec Day	
August 12	Be the Match Drive Brunswick Community Night Heroes at Hadlock	
August 13	Bean Suppahs NECU Nice Catch	Camden National Bank
August 14	Military Appreciation Day Kids Run the Bases Summit Project	BIW
August 23		
August 24	Salute to Elvis Night Scarborough Community Night	
August 25	Women in Sports Night	
August 26	Fireworks	CITGO
August 27	Women Owned Business Night	
August 28	Maine Credit Union's Ending Hunger Day Kids Run the Bases Catch on the Field	
September 6		
September 7		
September 8		
September 9	Hadlock School of Magic Night Bark in the Park	Allahgash Brewing
September 10	Field of Dreams	
September 11	Team Awards Presentation Kids Run the Bases Kids Club #6 - Slugger Autograph Session Grandparents Day	Martin's Point Health Care

RED SOX FRONT OFFICE



Fenway Park
4 Jersey Street
Boston, MA 02215
617-267-9440
www.redsox.com

OFFICERS

Principal Owner.....	John W. Henry
Chairman.....	Thomas C. Werner
President/CEO.....	Sam Kennedy
Chief Baseball Officer.....	Chaim Bloom
General Manager.....	Brian O'Halloran

EXECUTIVE MANAGEMENT TEAM

Executive Vice President / Chief Strategy Officer.....	David Beeston
Executive Vice President / Chief Operating Officer.....	Jonathan Gilula
Executive Vice President / Chief Marketing Officer.....	Adam Grossman
Executive Vice President / Partnerships.....	Troup Parkinson
Executive Vice President / FSG Corporate Strategy & General Counsel.....	Ed Weiss
Senior Vice President / Ticketing, Fenway Events & Concerts.....	Ron Bumgarner
Executive Vice President / Assistant General Manager.....	Raquel Ferreira
Executive Vice President / Assistant General Manager.....	Eddie Romero
Executive Director, Red Sox Foundation.....	Rebekah Salwasser

BASEBALL OPERATIONS & ADMINISTRATION

SVP / Baseball Operations.....	Ben Crockett
Senior Director, Club Relations.....	Jack McCormick
Director, Major League Operations.....	Mike Regan
Director, Team Travel.....	Mark Cacciatore
Executive Assistant/Manager, Staff Support.....	Erin Mylett Cox
Special Assistants to the President of Baseball Operations.....	Pedro Martinez, David Ortiz, Tim Wakefield
Director, Baseball Systems.....	Michael Ganley
Director, Baseball Analytics.....	Joe McDonald
Director, Education and Process Analysis.....	Gregory Rybarczyk
Senior Analysts, Baseball Research & Development.....	Spencer Bingol, Dan Meyer
Senior Developers, Baseball Systems.....	Connor, McCann, Eric Edvalson, Fred Hubert

MINOR LEAGUE OPERATIONS

Director, Player Development.....	Brian Abraham
Manager, Baseball Development.....	Chris Stasio
Minor League Equipment Manager.....	Mike Stelmach
Player Development Consultants.....	Dick Berardino, Dwight Evans, Tommy Harper, Carl Yastrzemski

SCOUTING

Vice President, Professional Scouting.....	Gus Quattlebaum
Vice President, Scouting.....	Michael Rikard
Director, Professional Scouting.....	Harrison Slutsky
Director, Amateur Scouting.....	Paul Toboni
Director, International Scouting.....	Todd Claus, Rolando Pino
Assistant Director, Amateur Scouting.....	Devin Pearson
Assistant Director, Professional Scouting.....	Andrew Mack
Coordinator, International Scouting.....	Marcus Cuellar
Coordinator, Latin American Operations.....	Alberto Mejia
Assistant, Amateur Scouting.....	Jake Brumli

COMMUNICATIONS

Vice President/Corporate Communications.....	Zineb Curran
Vice President/Media Relations.....	Kevin Gregg
Assistant Director of Media Relations.....	Abby Murphy
Senior Manager of Media Relations & Baseball Information.....	Justin Long
Communications Manager.....	Bryan Loo-Almonte
Media Relations Coordinator.....	Kyle Montemagno

BOSTON RED SOX FARM SYSTEM



Worcester Red Sox
Polar Park (10,000)
122 Madison St
Worcester, MA
(508) 500-1000
www.woosox.com

International League
(Triple-A)

Chad Tracy-Manager
Rich Gedman-Hitting Coach
Paul Abbott - Pitching Coach
Brendan Connolly - Development Coach
David Herrera/Scott Gallon-Trainer

Larry Lucchino, Chairman
Mike Tamburro, Vice Chairman
Charles Steinberg, President
Dan Rea, Senior Vice President
Bill Wanless, VP Communications
& Community Relations
bwanless@woosox.com



Portland Sea Dogs
Hadlock Field (7,368)
271 Park Avenue
Portland, ME 04104
(207) 874-9300
Fax (207) 780-0317
www.seadogs.com

Eastern League
(Double-A)

Chad Epperson - Manager
Doug Clark-Hitting Coach
Lance Carter-Pitching Coach
Katie Krall - Development Coach
Nick Kuchwara-Trainer

Geoff Iacuesa, President/GM
John Kameisha, Senior VP
Emma Tiedemann, Media Relations
emma@seadogs.com



Greenville Drive
Fluor Field
at the West End(5,000)
945 South Maine St.
Greenville, SC 29601
(864) 240-4500
www.greenvilledrive.com

South Atlantic League
(Advanced-A)

Iggy Suarez - Manager
Nate Spears - Hitting Coach
Bob Kipper - Pitching Coach
Joe Cronin - Development Coach
Bobby Stachura - Trainer

Craig Brown, Owner/Pres.
Eric Jarinko, GM
Joanne Bethea, Media Relations
joanne.bethea@greenvilledrive.com



Salem Red Sox
Louis-Gale Field (6,300)
1004 Texas St.
Salem, VA 24153
(540) 389-3333
www.salemredsox.com

Carolina League
(Single-A)

Luke Montz-Manager
Nelson Paulino-Hitting Coach
Nick Green -Pitching Coach
Ako Thomas-Coach
Jacob Loughman-Trainer

Allen Lawrence, GM
Blair Hoke, VP/Ticket Sales
alawrence@salemsox.com



Fort Myers Complex
JetBlue Park (9,500)
1500 Fenway South Drive
Fort Myers, FL 33913
(239) 226-6158

(Rookie)

Tom Kotchman - Manager
Jimmy Gonzalez - Manager
Junior Zamora - Hitting Coach
Josh Prince - Hitting Coach
Jason Blanton - Pitching Coach
Brett Merritt - Pitching Coach
Bianca Smith - Coach
Taylor Boucher-Trainer

2021 BOSTON RED SOX

BOSTON RED SOX

92-70

Player	AVG	G	AB	R	H	2B	3B	HR	RBI	BB	SO	SB	CS	OBP
Araúz, J	.185	28	65	9	12	3	0	3	8	8	15	0	0	.274
Arroyo, C	.262	57	164	22	43	12	0	6	25	8	44	1	0	.324
Bogaerts, X	.295	144	529	90	156	34	1	23	79	62	113	5	1	.370
Dalbec, B	.240	133	417	50	100	21	5	25	78	28	156	2	0	.298
Devers, R	.279	156	591	101	165	37	1	38	113	62	143	5	5	.352
Duran, J	.215	33	107	17	23	3	2	2	10	4	40	2	1	.241
Hernández, K	.250	134	508	84	127	35	3	20	60	61	110	1	0	.337
Martinez, J	.286	148	570	92	163	42	3	28	99	55	150	0	0	.349
Plawecki, K	.287	64	157	15	45	7	0	3	15	12	26	0	0	.349
Vázquez, C	.258	138	458	51	118	23	1	6	49	33	84	8	4	.308
Verdugo, A	.289	146	544	88	157	32	2	13	63	51	96	6	2	.351
Wong, C	.308	6	13	3	4	1	1	0	1	1	7	0	0	.357
Team Total	.261	162	5495	829	1434	330	23	219	783	512	1386	40	21	.328

2021 BOSTON RED SOX

Player	T	W	L	ERA	G	GS	SV	SVO	IP	H	R	ER	HR	HB	BB	SO	AVG
Araúz, J	R	0	0	9.00	1	0	0	0	1.0	2	1	1	0	0	0	0	.500
Arroyo, C	R	0	0	0.00	1	0	0	0	1.0	1	2	0	1	0	1	0	.250
Barnes, M	R	6	5	3.79	60	0	24	30	54.2	41	25	23	8	2	20	84	.206
Bazardo, E	R	0	0	0.00	2	0	0	0	3.0	1	0	0	0	0	2	3	.100
Brasier, R	R	1	1	1.50	13	0	0	1	12.0	12	5	2	2	0	4	9	.267
Crawford, K	R	0	1	22.50	1	1	0	0	2.0	5	5	5	1	0	2	2	.556
Davis, A	L	1	1	4.86	19	0	0	2	16.2	18	10	9	2	0	7	17	.273
Eovaldi, N	R	11	9	3.75	32	32	0	0	182.1	182	81	76	15	7	35	195	.253
Hernandez, D	L	2	2	3.38	48	0	0	4	40.0	29	17	15	5	5	31	54	.203
Houck, T	R	1	5	3.52	18	13	1	1	69.0	57	32	27	4	6	21	87	.223
Pivetta, N	R	9	8	4.53	31	30	1	1	155.0	137	80	78	24	5	65	175	.234
Plawecki, K	R	0	0	0.00	1	0	0	0	1.0	0	0	0	0	0	0	0	.000
Sale, C	L	5	1	3.16	9	9	0	0	42.2	45	19	15	6	4	12	52	.269
Sawamura, H	R	5	1	3.06	55	0	0	1	53.0	45	24	18	9	2	32	61	.227
Seabold, C	R	0	0	6.00	1	1	0	0	3.0	3	2	2	1	0	2	0	.300
Taylor, J	L	1	0	3.40	61	0	1	2	47.2	45	18	18	2	3	23	60	.246
Valdez, P	R	2	0	5.85	28	0	1	1	40.0	35	29	26	4	7	19	35	.238
Whitlock, G	R	8	4	1.96	46	0	2	5	73.1	64	22	16	6	3	17	81	.233
Team Totals		92	70	4.26	162	162	49	76	1419.0	1409	749	671	176	79	546	1527	.258

2021 WORCESTER RED SOX

WORCESTER RED SOX

74-54

Player	B	AVG	G	AB	R	H	2B	3B	HR	RBI	BB	SO	SB	CS	OBP
Araúz, J	S	.245	68	233	32	57	8	1	6	30	30	45	2	0	.326
Arroyo, C	R	.091	11	33	4	3	1	0	0	2	2	12	1	0	.184
Bandy, J	R	.208	34	101	16	21	3	0	3	16	11	34	0	0	.305
Casas, T	L	.242	9	33	6	8	3	1	1	7	8	8	1	0	.381
Chavis, M	R	.263	24	95	19	25	2	0	6	17	8	30	1	0	.327
Cordero, F	L	.300	78	287	53	86	24	2	13	56	42	94	12	1	.398
Cubillan, R	S	.000	1	1	0	0	0	0	0	0	0	1	0	0	.000
De La Guerra, C	L	.197	49	152	22	30	11	1	3	13	23	57	6	0	.311
DeShields, D	R	.210	18	62	10	13	4	1	1	4	13	24	5	1	.355
Downs, J	R	.190	99	357	39	68	9	0	14	39	38	131	18	3	.272
Duran, J	L	.258	60	244	46	63	11	2	16	36	30	66	16	3	.357
Gettys, M	R	.201	46	149	24	30	7	0	5	14	12	60	7	1	.271
Gonzalez, M	S	.333	2	6	1	2	0	0	1	1	1	1	0	0	.429
Hernández, K	R	.333	2	6	3	2	0	0	2	5	0	2	0	0	.429
Hernández, R	R	.333	7	27	1	9	3	0	0	5	1	7	0	0	.400
Herrmann, C	L	.222	48	153	26	34	9	1	7	20	22	56	0	0	.328
López, J	R	.274	68	223	29	61	14	1	3	33	19	54	15	2	.345
Matheny, T	R	.225	63	182	27	41	15	1	5	28	20	74	4	1	.302
Meneses, J	R	.260	38	146	14	38	9	2	5	27	13	39	0	0	.315
Mieses, J	R	.211	59	199	28	42	9	1	8	26	22	64	3	1	.304
Motter, T	R	.222	14	45	5	10	2	0	0	6	7	13	0	0	.327
Muñoz, Y	R	.308	88	351	45	108	16	4	8	36	17	53	18	5	.340
Ockimey, J	L	.225	98	293	35	66	11	0	15	45	62	117	0	0	.358
Pereda, J	R	.247	25	77	8	19	2	0	0	11	9	10	1	0	.318
Puello, C	R	.158	15	38	6	6	1	0	0	7	8	8	6	1	.370
Rivera, J	S	.270	45	137	23	37	7	0	2	12	15	28	3	0	.351
Santana, D	S	.300	12	40	8	12	5	0	2	4	7	9	2	0	.404
Williams, G	L	.265	11	34	5	9	0	1	0	4	3	7	2	1	.324
Wilson, M	R	.242	64	219	34	53	10	3	10	30	41	88	10	1	.370
Wong, C	R	.256	50	199	22	51	13	0	8	26	9	58	7	1	.288
Team Totals		.244	128	4164	600	1015	211	23	147	569	497	1263	140	23	.331

2021 WORCESTER RED SOX

Player	T	W	L	ERA	G	GS	SV	SVO	IP	H	R	ER	HR	HB	BB	SO	AVG
Adames, J	R	2	0	6.32	16	0	0	1	15.2	19	15	11	2	3	12	19	.297
Andriese, M	R	0	0	0.00	3	0	0	0	4	3	0	0	0	0	0	4	.200
Barnes, M	R	0	0	0.00	1	0	0	0	1	0	0	0	0	1	0	1	.000
Bazardo, E	R	1	1	8.74	11	0	3	4	11.1	16	11	11	3	2	5	12	.327
Blair, S	R	3	1	3.80	17	1	0	0	23.2	17	11	10	1	12	11	30	.202
Brasier, R	R	1	0	19.29	5	0	0	0	4.2	9	10	10	1	0	3	3	.409
Brennan, B	R	1	2	5.97	32	0	1	4	37.2	44	28	25	3	5	15	37	.293
Brewer, C	R	1	1	4.00	11	0	1	1	18	15	8	8	2	0	9	18	.224
Brice, A	R	3	0	3.27	26	2	2	4	33	25	12	12	4	9	14	34	.212
Claudio, A	L	0	0	6.17	8	2	1	1	11.2	15	9	8	0	0	3	13	.313
Crawford, K	R	3	4	5.21	10	9	0	0	48.1	49	29	28	5	3	15	67	.259
De Jesus, E	L	0	1	3.60	1	1	0	0	5	4	2	2	2	0	1	3	.200
Espinal, R	R	11	4	3.44	23	21	0	0	117.2	86	50	45	12	10	43	115	.202
Feliz, M	R	1	0	0.00	2	0	0	0	2	1	0	0	0	0	0	4	.143
Feltman, D	R	2	1	2.59	17	0	1	1	24.1	18	7	7	3	0	4	25	.200
Gonsalves, S	L	5	4	4.68	22	10	1	1	73	65	41	38	13	6	52	103	.241
Gossett, D	R	7	5	4.22	20	18	0	0	98	94	54	46	14	0	46	81	.249
Grotz, Z	R	1	0	9.58	8	1	0	0	10.1	17	11	11	3	2	4	7	.378
Hall, M	L	2	2	7.36	28	0	1	2	36.2	50	34	30	4	2	26	37	.327
Hart, K	L	6	9	4.22	23	20	0	0	106.2	100	58	50	19	8	47	90	.246
Hartlieb, G	R	1	0	0.00	4	0	0	0	3.2	0	1	0	0	2	4	2	.000
Hernandez, D	L	0	0	0.00	1	0	0	0	1	0	0	0	0	0	1	1	.000
Houck, T	R	0	2	5.14	6	6	0	0	21	19	13	12	1	3	7	26	.241
Kelly, Z	R	1	0	2.89	15	0	1	2	18.2	13	6	6	1	1	5	29	.191
Kent, M	L	1	0	5.40	3	2	0	0	11.2	9	7	7	1	2	4	9	.209
Matheny, T	R	0	0	0.00	1	0	0	0	1	1	0	0	0	0	0	0	.250
McCarthy, K	R	1	2	7.13	28	2	1	1	35.1	54	31	28	5	4	6	35	.340
Ort, K	R	1	3	2.98	42	0	19	21	45.1	40	19	15	4	5	20	62	.233
Peacock, B	R	0	0	13.5	2	0	0	0	2	4	3	3	2	0	2	3	.444
Pérez, M	L	1	0	0.00	1	0	0	0	1	1	0	0	0	0	0	1	.250
Poyner, B	L	0	0	9.69	8	0	0	0	13	22	15	14	6	3	2	12	.361
Ríos, Y	R	0	0	7.50	5	0	1	1	6	10	5	5	0	0	3	8	.370
Sale, C	L	1	0	0.93	2	2	0	0	9.2	7	1	1	0	0	4	15	.194
Sawamura, H	R	0	0	0.00	1	1	0	0	1	0	0	0	0	0	0	1	.000
Schreiber, J	R	3	3	2.71	33	8	1	2	66.1	61	23	20	3	1	26	65	.242
Seabold, C	R	4	3	3.50	11	11	0	0	54	43	24	21	6	6	19	52	.215
Simpson, C	R	1	0	3.86	13	0	0	0	14	9	6	6	2	3	8	21	.180
Valdez, P	R	1	0	3.94	17	0	1	1	16	13	7	7	2	0	14	20	.228
Walden, M	R	5	3	4.01	27	3	0	3	42.2	46	23	19	5	2	19	40	.269
Weber, R	R	2	2	4.63	7	6	0	0	35	35	22	18	5	3	10	33	.265
Winckowski, J	R	1	1	2.25	2	2	0	0	12	5	3	3	1	1	3	13	.122
Workman, B	R	0	0	1.29	7	0	1	1	7	3	1	1	0	0	4	10	.130
Team Totals		74	54	4.39	128	128	36	51	1100	1042	600	536	135	99	471	1161	.248

2021 PORTLAND SEA DOGS

PORTLAND SEA DOGS

67-47

Player	B	AVG	G	AB	R	H	2B	3B	HR	RBI	BB	SO	SB	CS	OBP
Baldwin, R	R	.242	45	149	18	36	8	1	4	18	13	61	1	0	.321
Cannon, C	R	.223	24	94	15	21	6	0	3	14	5	18	0	2	.263
Casas, T	L	.284	77	275	57	78	12	2	13	52	49	63	6	3	.395
Castellanos, P	R	.289	87	325	66	94	14	3	13	44	32	63	2	4	.364
Cottam, K	R	.282	25	78	11	22	5	1	4	9	3	33	0	0	.337
Cubillan, R	S	.125	10	16	0	2	0	0	0	0	1	8	0	0	.176
Dalton, W	R	.240	8	25	3	6	4	0	0	3	0	3	0	0	.296
Fitzgerald, R	L	.271	95	321	46	87	30	3	13	49	33	68	4	4	.351
Granberg, D	R	.286	69	262	48	75	16	1	10	45	11	54	4	1	.331
Hernández, R	R	.280	92	336	44	94	26	1	16	53	11	70	0	2	.319
López, J	R	.421	5	19	5	8	3	0	1	9	2	4	0	0	.476
Matheny, T	R	.293	16	58	9	17	1	1	5	11	9	18	5	0	.388
Meneses, J	R	.303	50	188	31	57	22	1	10	43	12	35	0	1	.348
Mieses, J	R	.286	23	84	19	24	3	0	11	22	9	19	0	0	.368
Nishioka, T	R	.253	54	150	25	38	6	0	6	19	8	45	1	2	.315
Osinski, M	R	.100	4	10	0	1	0	0	0	1	0	4	0	0	.091
Pereda, J	R	.246	39	126	14	31	12	1	0	9	22	17	0	0	.358
Potts, H	R	.217	78	281	33	61	18	0	11	47	16	100	0	0	.264
Rangel, O	L	.154	7	13	0	2	0	0	0	0	1	3	0	0	.214
Reed, T	R	.239	44	138	20	33	9	0	3	21	18	54	0	0	.335
Rivera, J	S	.150	26	80	11	12	2	0	0	1	11	24	1	0	.269
Rosario, J	L	.232	98	345	48	80	15	1	3	36	50	113	11	7	.335
Santana, D	S	.412	5	17	5	7	0	0	3	6	1	4	2	0	.444
Sogard, N	S	.263	18	57	8	15	0	1	0	2	5	11	1	1	.333
Williams, G	L	.270	72	248	39	67	10	2	1	14	11	18	8	3	.305
Team Totals		.262	114	3695	575	968	222	19	130	528	333	910	46	30	.333

2021 PORTLAND SEA DOGS

Player	T	W	L	ERA	G	GS	CG	SV	SVO	IP	H	R	ER	HR	HB	BB	SO	AVG
Adames, J	R	0	0	2.33	19	0	0	10	11	19.1	11	5	5	1	3	8	27	.169
Barnes, M	R	0	1	18.00	1	1	0	0	0	1	3	2	2	0	0	0	2	.500
Bello, B	R	2	3	4.66	15	15	0	0	0	63.2	66	34	33	5	4	24	87	.266
Blair, S	R	0	1	2.12	15	0	0	2	3	17	9	4	4	1	4	4	21	.153
Brasier, R	R	0	0	0.00	3	0	0	0	0	3	1	0	0	0	0	0	2	.100
Crawford, K	R	3	2	3.30	10	10	1	0	0	46.1	33	17	17	7	0	5	64	.200
De Jesus, E	L	5	2	3.97	21	8	0	1	1	59	66	33	26	2	4	26	71	.281
Disla, J	R	0	2	13.50	9	0	0	2	2	8.2	13	13	13	3	0	8	6	.325
Feltman, D	R	6	0	3.29	22	0	0	1	4	27.1	23	11	10	5	0	10	37	.228
German, F	R	3	9	5.12	24	18	0	2	2	84.1	99	61	48	12	2	30	72	.285
Gomez, R	L	1	1	3.43	26	0	0	0	0	39.1	37	16	15	3	1	12	50	.252
Groome, J	L	2	0	2.30	3	3	0	0	0	15.2	12	4	4	0	1	4	26	.211
Kelly, Z	R	3	1	1.69	21	0	0	5	6	26.2	18	6	5	1	6	13	40	.196
Kent, M	L	6	3	3.41	24	1	0	0	1	60.2	65	36	23	4	3	11	48	.278
Lau, A	R	1	0	4.50	7	0	0	0	0	8	8	5	4	2	0	3	10	.258
LoBrutto, D	L	2	2	5.35	33	0	0	4	5	38.2	49	26	23	3	3	14	38	.306
Martinez, J	R	0	1	2.48	33	0	0	5	5	36.1	23	12	10	0	4	20	51	.180
Murphy, C	L	3	2	5.45	7	6	0	0	0	33	30	21	20	4	1	13	47	.242
Olson, T	L	4	1	2.61	31	0	0	1	2	31	25	13	9	3	7	13	37	.214
Politi, A	R	6	9	6.36	21	15	0	0	1	75	77	59	53	11	4	38	89	.258
Reyes, D	R	4	2	4.21	20	5	0	0	0	57.2	64	30	27	10	4	10	63	.278
Sale, C	L	0	0	2.45	2	2	0	0	0	7.1	6	2	2	1	1	1	15	.214
Santos, V	R	4	2	2.58	10	8	1	0	0	45.1	43	15	13	5	2	6	45	.240
Schellenger, Z	R	1	0	9.53	13	0	0	0	0	11.1	10	13	12	3	3	14	16	.227
Scherff, A	R	1	0	1.35	6	0	0	1	1	6.2	5	2	1	0	0	2	9	.192
Thompson, J	R	2	0	4.13	27	0	0	0	3	28.1	28	17	13	2	0	18	28	.259
Ward, T	R	0	0	5.63	2	2	0	0	0	8	11	5	5	0	0	5	11	.324
Winckowski, J	R	8	3	4.14	21	20	0	0	0	100	100	54	46	10	2	30	88	.253
Team Totals		67	47	4.16	114	114	2	34	47	958.2	935	516	443	98	59	342	1100	.252

2021 GREENVILLE DRIVE

GREENVILLE DRIVE

67-53

Player	B	AVG	G	AB	R	H	2B	3B	HR	RBI	BB	SO	SB	CS	OBP
Bandy, L	R	.104	19	67	5	7	1	0	1	4	7	41	2	0	.187
Brannen, C	L	.152	74	224	39	34	9	3	2	21	37	68	7	6	.270
Cannon, C	R	.302	74	311	46	94	24	0	8	39	17	34	9	4	.351
Cottam, K	R	.276	46	156	22	43	13	1	6	24	25	64	0	0	.386
Cubillan, R	S	.313	4	16	3	5	1	0	0	3	2	4	0	0	.389
D'Alessandro, D	R	.218	51	179	21	39	6	1	6	22	13	70	0	0	.286
Dalton, W	R	.182	60	214	30	39	11	1	7	29	23	67	1	2	.264
Davis, J	R	.261	47	188	24	49	7	0	9	29	8	33	0	0	.303
Dearden, T	L	.261	97	352	73	92	20	0	24	80	55	114	1	0	.368
Esplin, T	L	.202	78	297	42	60	14	1	2	30	38	90	4	0	.296
Granberg, D	R	.326	27	95	21	31	7	1	7	29	12	16	1	0	.416
Groshans, J	R	.262	34	122	13	32	6	3	4	16	9	28	0	0	.316
Howlett, B	R	.253	96	360	62	91	19	4	17	57	44	136	2	0	.345
Koss, C	R	.271	104	428	65	116	18	7	15	55	31	100	10	4	.325
MacKenzie, J	R	.265	25	68	14	18	4	1	0	3	8	18	3	1	.375
Marrero, A	R	.105	18	57	9	6	1	0	1	6	13	34	0	1	.282
Marrero, E	S	.287	57	174	32	50	14	1	1	23	25	38	14	3	.376
Miller, D	R	.158	13	38	6	6	2	0	2	4	4	11	2	0	.238
Osinski, M	R	.273	7	22	5	6	2	0	1	4	3	8	0	0	.346
Reed, T	R	.296	48	179	40	53	8	1	14	50	30	55	4	2	.405
Santana, D	S	.400	3	10	2	4	1	0	1	2	0	3	0	0	.364
Scott, S	L	.338	39	142	24	48	12	1	8	29	23	32	1	0	.430
Sogard, N	S	.279	62	240	44	67	12	1	13	40	27	48	7	3	.349
Yorke, N	R	.333	21	84	17	28	6	1	4	15	11	22	2	1	.406
Team Totals		.253	120	4023	659	1018	218	28	153	614	465	1134	70	27	.337

2021 GREENVILLE DRIVE

Player	T	W	L	ERA	G	GS	SV	SVO	IP	H	R	ER	HR	HB	BB	SO	AVG
Bello, B	R	5	0	2.27	6	6	0	0	31.2	25	10	8	3	0	7	45	.217
Bryant, Z	R	3	3	3.54	37	0	6	8	48.1	31	25	19	6	1	18	65	.177
Cellucci, B	L	2	3	5.30	36	0	0	2	37.1	36	24	22	3	1	28	59	.252
Cobb, C	R	2	0	1.35	6	0	0	1	20	14	3	3	2	1	3	24	.194
Espada, J	R	2	0	3.09	28	2	0	0	43.2	32	17	15	9	1	16	53	.199
Fernandez, R	R	1	0	4.32	7	0	0	0	16.2	13	8	8	3	2	5	18	.213
Gambrell, G	R	1	6	7.16	8	8	0	0	32.2	44	29	26	8	5	14	38	.314
Gomez, R	L	0	0	4.70	3	0	0	0	7.2	10	4	4	1	0	1	10	.313
Groome, J	L	3	8	5.29	18	18	0	0	81.2	76	52	48	12	4	32	108	.244
Mosqueda, O	L	2	1	3.61	32	0	3	3	47.1	30	21	19	2	5	25	66	.182
Murphy, C	L	5	3	4.21	14	14	0	0	68.1	62	36	32	17	4	23	81	.240
Nail, B	L	6	0	3.69	31	0	3	5	46.1	34	23	19	4	4	16	73	.199
Padron-Artiles, Y	R	3	7	5.60	25	13	0	1	90	101	57	56	20	6	26	104	.277
Pantoja, Y	L	6	3	4.83	37	0	2	6	50.1	59	34	27	6	4	17	73	.284
Santana, Y	R	1	0	1.80	7	0	0	1	10	9	3	2	1	0	9	5	.265
Scherff, A	R	2	1	2.78	17	0	3	5	22.2	17	8	7	1	2	11	37	.198
Scroggins, C	R	1	0	5.82	18	0	2	3	21.2	18	15	14	4	2	17	20	.228
Shugart, C	R	6	6	4.78	22	22	0	0	105.1	122	58	56	12	6	24	93	.292
Spacke, D	R	4	2	3.07	29	4	0	3	67.1	63	24	23	7	4	22	83	.250
Thompson, J	R	0	0	8.10	3	0	0	0	3.1	8	6	3	0	0	3	3	.421
Van Belle, B	R	4	3	4.10	18	18	0	0	79	86	41	36	12	2	13	82	.276
Wallace, J	R	3	3	5.92	39	0	4	8	48.2	41	33	32	5	9	25	76	.223
Walter, B	L	4	3	3.70	12	12	0	0	58.1	46	35	24	6	5	14	86	.211
Wu-Yelland, J	L	1	1	3.00	3	3	0	0	9	6	3	3	1	2	6	13	.194
Team Totals		67	53	4.33	120	120	23	46	1047.1	983	569	504	145	70	375	1315	.245

2021 SALEM RED SOX

SALEM RED SOX

42-34

Player	B	AVG	G	AB	R	H	2B	3B	HR	RBI	BB	SO	SB	CS	OBP
Arnold, J	R	.143	33	91	12	13	2	2	3	8	8	42	3	1	.216
Bandy, L	R	.156	11	32	5	5	0	0	1	4	3	17	1	0	.250
Belen, D	R	.158	8	19	4	3	0	0	1	2	5	12	0	0	.333
Bonaci, B	S	.224	13	49	5	11	3	1	0	8	3	8	0	0	.269
Dalton, W	R	.265	31	98	14	26	6	0	4	17	13	31	4	1	.354
Davis, J	R	.333	48	189	32	63	16	0	10	49	17	41	0	1	.384
Decker, N	L	.276	68	250	55	69	18	1	8	39	37	83	4	2	.377
Diaz, J	L	.282	11	39	5	11	1	0	2	12	3	11	0	0	.333
Erro, A	S	.242	90	327	50	79	16	2	2	33	41	75	6	4	.331
Flores, A	R	.232	45	151	23	35	12	0	1	22	21	38	2	1	.335
Garcia, J	R	.000	2	7	0	0	0	0	0	0	0	3	0	0	.000
Groshans, J	R	.298	40	141	26	42	7	0	5	21	31	35	1	1	.417
Hickey, N	L	.125	3	8	1	1	0	0	0	1	3	2	0	0	.333
Jimenez, G	S	.306	94	373	64	114	16	6	3	56	19	86	13	8	.346
Jordan, B	R	.25	9	36	7	9	1	0	2	7	2	8	0	0	.289
Kavadas, N	L	.286	7	21	6	6	2	0	1	4	8	7	0	0	.483
Lopez, E	S	.206	9	34	5	7	1	0	0	5	8	15	0	0	.372
Lugo, M	R	.270	105	418	61	113	21	3	4	50	38	94	15	4	.338
MacKenzie, J	R	.228	29	79	12	18	2	0	2	4	12	18	1	1	.347
Maita, A	S	.245	42	139	26	34	3	2	0	14	15	28	4	0	.329
Marrero, A	R	.138	18	58	7	8	3	0	0	5	9	23	0	0	.254
McDonough, T	S	.296	27	108	23	32	4	4	3	14	17	24	3	1	.397
Miller, D	R	.189	33	111	15	21	6	1	4	17	9	46	0	1	.260
Miller, T	L	.359	9	39	9	14	2	1	2	8	4	10	1	1	.419
Northcut, N	R	.261	96	345	68	90	32	2	17	77	46	91	0	0	.352
Rafaela, C	R	.251	102	394	73	99	20	9	10	53	25	79	23	3	.305
Scott, S	L	.259	61	212	49	55	17	0	8	42	39	46	2	1	.381
Suero, M	R	.000	17	0	0	0	0	0	0	0	0	0	0	0	.000
Yorke, N	R	.323	76	294	59	95	14	4	10	47	41	47	11	8	.413
Team Totals		.264	120	4062	716	1073	225	38	103	619	477	1020	94	39	.347

2021 SALEM RED SOX

Player	T	W	L	ERA	G	GS	SV	SVO	IP	H	R	ER	HR	HB	BB	SO	AVG
Andrew, M	R	0	0	31.50	2	0	0	0	2	6	8	7	1	0	3	2	.462
Arredondo, J	R	2	2	4.09	34	0	4	7	50.2	53	31	23	4	5	27	45	.265
Blalock, B	R	3	6	4.27	23	23	0	0	86.1	96	49	41	5	5	36	85	.277
Cobb, C	R	2	0	2.18	24	1	3	4	53.2	38	17	13	3	2	13	58	.200
DiValerio, J	R	9	4	5.72	31	1	0	4	72.1	83	50	46	8	3	16	72	.287
Drohan, S	L	7	4	3.96	23	23	0	0	88.2	81	44	39	3	2	45	86	.245
Fernandez, R	R	3	1	1.50	17	0	2	2	36	33	10	6	0	0	9	42	.239
Gonzalez, W	R	0	0	1.53	4	4	0	0	17.2	13	5	3	1	1	8	20	.206
Kwiatkowski, R	R	6	0	3.58	31	1	1	2	70.1	69	40	28	3	5	20	39	.255
Larez, J	R	0	1	13.50	1	0	0	0	2	4	3	3	0	0	2	2	.444
Liu, C	R	5	1	4.29	12	12	0	0	50.1	49	26	24	4	2	19	54	.257
Milam, C	R	0	0	5.23	14	0	0	0	20.2	21	12	12	1	5	10	14	.263
Montero, A	R	4	2	5.68	20	1	0	2	38	33	26	24	3	3	26	50	.226
Nail, B	L	0	0	0.00	1	0	0	0	1	1	0	0	0	0	1	1	.250
Olds, W	R	0	0	2.45	5	3	0	0	11	11	3	3	0	2	6	20	.268
Perry, A	R	3	2	6.26	13	1	0	1	23	28	17	16	2	3	8	33	.292
Ramirez, A	R	1	1	2.03	8	8	0	0	31	27	9	7	1	0	8	32	.221
Rodriguez, J	L	5	6	5.56	18	8	0	0	68	95	49	42	5	1	19	54	.326
Roedahl, D	R	7	5	2.52	37	0	11	12	60.2	48	26	17	7	0	12	62	.211
Santana, Y	R	2	2	7.62	17	0	1	2	28.1	43	25	24	4	1	15	32	.347
Scroggins, C	R	3	2	1.33	19	0	6	7	27	22	12	4	1	3	12	30	.224
Stock, J	R	1	0	2.08	9	0	0	1	13	12	4	3	0	1	6	15	.235
Suero, M	R	1	2	7.76	16	0	0	0	26.2	43	27	23	3	1	10	26	.347
Tellier, N	R	2	0	2.51	9	0	0	0	14.1	7	6	4	0	1	20	16	.156
Walter, B	L	1	1	1.45	13	2	2	2	31	21	7	5	0	2	6	46	.178
Webb, J	R	2	0	0.90	6	0	0	1	10	5	1	1	0	1	6	12	.143
Wu-Yelland, J	L	1	3	4.03	20	20	0	0	67	50	33	30	4	5	36	77	.204
Zeferjahn, R	R	1	4	6.91	12	12	0	0	41.2	53	41	32	2	2	15	41	.301
		71	49	4.14	120	120	30	47	1042.1	1045	581	479	65	56	414	1066	.257

ORGANIZATION OVERVIEW

CLASS	TEAM	LEAGUE	W	L	PCT	FINISH	MANAGER
MLB	Boston Red Sox	American	92	70	.568	ALDS Champs	Alex Cora
Triple-A	Worcester Red Sox	Triple-A East	74	54	.578	5th	Chad Tracy
Double-A	Portland Sea Dogs	Double-A Northeast	67	47	.588	4th	Chad Epperson
High-A	Greenville Drive	High-A East	67	53	.558	4th	Iggy Suarez
Low-A	Salem Red Sox	Low-A East	71	49	.592	3rd	Luke Montz
Rookie	Gulf Coast Red Sox	Gulf Coast	27	25	.519	3rd	Tom Kotchman
DSL	DSL Red Sox1	Northwest	38	33	.535	4th	Sandy Madera
DSL	DSL Red Sox2	North	31	39	.443	6th	Ozzie Chavez

Baseball America's Top 30 Prospects

- | | |
|-----------------------------|-----------------------------|
| 1. Marcelo Mayer, SS | 16. Tyler McDonough, 2B/OF |
| 2. Triston Casas, 1B | 17. Alex Binelas, 3B/1B |
| 3. Nick Yorke, 2B | 18. Brainer Bonaci, SS |
| 4. Jarren Duran, OF | 19. Thad Ward, RHP |
| 5. Brayan Bello, RHP | 20. Miguel Bleis, OF |
| 6. Jeter Downs, 2B/SS | 21. Connor Seabold, RHP |
| 7. Blaze Jordan, 1B | 22. Ceddane Rafaela, OF/3B |
| 8. Bryan Mata, RHP | 23. Gilberto Jimenez, OF |
| 9. Josh Winckowski, RHP | 24. Nathan Hickey, C |
| 10. Jay Groome, LHP | 25. David Hamilton, SS/2B |
| 11. Brandon Walter, LHP | 26. Christian Koss, SS/2B |
| 12. Chris Murphy, LHP | 27. Ronaldo Hernandez, C |
| 13. Wilkelman Gonzalez, RHP | 28. Eddinson Paulino, 3B/2B |
| 14. Matthew Lugo, SS | 29. Connor Wong, C |
| 15. Kutter Crawford, RHP | 30. Noah Song, RHP |

TOP PROSPECTS OF THE DECADE

- | | |
|------|-----------------------|
| 2013 | Xander Bogaerts, SS |
| 2014 | Xander Bogaerts, SS |
| 2015 | Blake Swihart, C |
| 2016 | Jay Groome, LHP |
| 2017 | Andrew Benintendi, OF |
| 2018 | Jay Groome, LHP |
| 2019 | Bobby Dalbec, 3B |
| 2020 | Triston Casas, 1B |
| 2021 | Triston Casas, 1B |
| 2022 | Marcelo Mayer, SS |

Baseball America's Best Tools

Best Hitter for Average:

Best Power Hitter:

Best Strike-Zone Discipline:

Fastest Baserunner:

Best Athlete:

Best Fastball:

Best Curveball:

Best Slider:

Best Changeup:

Best Control:

Best Defensive Catcher:

Best Defensive Infielder:

Best Defensive Outfielder:

Best Outfield Arm:

Nick Yorke

Blaze Jordan

Nick Yorke

Jarren Duran

Gilberto Jimenez

Brandon Walter

Jay Groome

Bryan Mata

Brayan Bello

Connor Seabold

Connor Wong

Marcelo Mayer

Ceddanne Rafaela

Gilberto Jimenez

RED SOX FARM SYSTEM

2021 ORGANIZATIONAL LEADERS

BATTING

*AVG	Nick Yorke, Salem.....	.323
*OBP	Nick Yorke, Salem.....	.413
*SLG	Franchy Cordero, Worcester.....	.533
R	Nick Yorke, Salem.....	76
H	Nick Yorke, Salem.....	123
TB	Nick Yorke, Salem.....	195
2B	Nicholas Northcut, Salem.....	32
3B	Ceddane Rafaela, Salem.....	9
HR	Tyler Dearden, Greenville.....	24
RBI	Tyler Dearden, Greenville.....	80
BB	Josh Ockimey, Worcester.....	62
SB	Ceddane Rafaela, Salem.....	23

*Minimum 250 at-bats

PITCHING

W	Raynel Espinal, Worcester.....	11
L	Kyle Hart, Worcester & Andrew Politi, Frank German, Portland.....	9
#ERA	Raynel Espinal, Worcester.....	3.44
G	Kyle Ort, Worcester.....	42
GS	Bradley Blalock & Shane Drohan, Salem.....	23
SV	Kyle Ort, Worcester.....	19
IP	Raynel Espinal, Worcester.....	117.2
BB	Stephen Gonsalves, Worcester.....	52
SO	Brayan Bello, Greenville/Portland.....	132
#AVG	Raynel Espinal, Worcester.....	.202

#Minimum 75 innings

2021 Red Sox Minor League Award Winners

STARTING PITCHER OF THE YEAR

RHP Brayan Bello

7-3, 3.87 ERA, 21 GS, 95.1 IP, 91 H, 31 BB, 132 SO

Combined Statistics: Greenville (A+) and Portland [AA]

RELIEF PITCHER OF THE YEAR

RHP Durbin Feltman

8-1, 2.96 ERA, 2 SV, 51.2 IP, 41 H, 14, BB, 62 SO

Combined Statistics: Portland (AA) and Worcester [AAA]

DEFENSIVE PLAYER OF THE YEAR

INF/OF Ceddane Rafaela

107 Assists, 26 Double Plays

.928 Fielding %, 32 Double Plays

Salem [A-]

OFFENSIVE PLAYER OF THE YEAR

INF Nick Yorke

13 SB, 9 CS, .412

Greenville [A+] and Salem (A-)

SEA DOGS NOTES

When the Red Sox retire a number, the Sea Dogs honor that distinction at Hadlock Field.

The following numbers will not be seen on a Red Sox or Sea Dogs Uniform:

- 1 - Bobby Doerr
- 4 - Joe Cronin
- 6 - Johnny Pesky
- 8 - Carl Yastrzemski
- 9 - Ted Williams
- 14 - Jim Rice
- 26 - Wade Boggs
- 27 - Carlton Fisk
- 34 - David Ortiz
- 45 - Pedro Martinez

Major League Baseball also retired: 42 - Jackie Robinson

2021 RED SOX DRAFT

RD	PLAYER	POS	B/T	HT	WT	SCHOOL
1	Marcelo Mayer	SS	L/R	6'3	188	Eastlake High School
2	Jud Fabian	OF	R/L	6'1	190	University of Florida
3	Tyler McDonough	2B	S/R	5'10	180	North Carolina State
4	Elmer Rodriguez-Cruz	RHP	L/R	6'4	165	Christian Lead
5	Nathan Hickey	C	L/R	6'0	210	University of Florida
6	Daniel McElveny	UT	R/R	6'0	190	Bonita Vista High School
7	Wyatt Olds	RHP	R/R	6'0	183	University of Oklahoma
8	Hunter Dobbins	RHP	R/R	6'2	185	Texas Tech University
9	Tyler Miller	3B	L/R	6'2	193	Auburn
10	Matt Litwicki	RHP	R/R	6'2	220	Indiana University
11	Niko Kavadas	1B	L/R	6'1	235	Notre Dame
12	Christopher Troye	RHP	R/R	6'4	225	UC - Santa Barbara
13	Zach Ehrhard	SS	R/R	5'11	179	Wharton
14	Jacob Webb	RHP	L/R	6'5	246	Miami (OH)
15	Payton Green	SS	R/R	6'3	181	Green Hope High School
16	BJ Vela	2B	R/R	5'9	175	Reedley High School
17	Luis Gerrero	RHP	R/R	6'0	215	Chipola
18	Phillip Sikes	OF	R/R	6'2	190	Texas Christian University
19	Tyler Uberstine	RHP	R/R	6'1	200	Northwestern
20	Josh Hood	SS	R/R	6'1	185	University of Pennsylvania

CHAD EPPERSON**Manager**

Epperson returns to the role of manager after spending the last 12 seasons as the Red Sox Catching Coordinator. His first eight seasons with Boston was spent as a manager or coach at the minor league level. A manager from 2004-09, he led his club to the playoffs in 4 straight campaigns beginning in 2006, including Single-A Salem in 2009. A back-to-back California League Manager of the Year with Lancaster from 2007-08, he also managed Wilmington to the playoffs in 2006. The Kentucky native managed Capital City in 2005 and Augusta in 2004 after spending 2 seasons (2002-03) as Sarasota's hitting coach.

Epperson also managed Cook County of the independent Frontier League in 2001. Epperson played 9 years in the minor leagues in the Mets (1992-95), Red Sox (1997-99), and Orioles (2000) systems prior to his coaching career. He and his wife, Anne, reside in Andover, MA with their son and daughter.

Year	Club (ORG)	League (Level)	W	L	PCT.
2004	Augusta (BOS)	South Atlantic League (A)	66	73	.475
2005	Greenville (BOS)	South Atlantic League (A)	72	66	.522
2006	Wilmington (BOS)	Carolina League (A+)	67	71	.486
2007	Lancaster (BOS)	California League (A+)	83	57	.593
2008	Lancaster (BOS)	California League (A+)	76	64	.543
2009	Salem (BOS)	Carolina League (A+)	67	72	.482

Past Sea Dogs Managers

<u>Manager</u>	<u>Record</u>	<u>Percent</u>	<u>Year(s)</u>
Carlos Tosca	229-195	.540	1994-1996
Fredi Gonzalez	79-63	.556	1997
Lynn Jones	66-75	.468	1998
Frank Cacciatore	65-77	.458	1999
Rick Renteria	148-135	.523	2000-2001
Eric Fox	63-77	.450	2002
Ron Johnson	141-143	.496	2003-2004
Todd Claus	148-133	.527	2005-2006
Arnie Beyeler	282-283	.499	2007-2010
Kevin Boles	195-229	.460	2011-2013
Billy McMillon	141-143	.496	2014-2015
Carlos Febles	120-158	.432	2016-2017
Darren Fenster	63-76	.453	2018
Joe Oliver	62-77	.446	2019
Corey Wimberly	67-47	.588	2021

LANCE CARTER

Pitching Coach

Lance enters his 7th season in the Red Sox organization, his second as Pitching Coach for Portland. Carter led Portland's pitching staff to the fourth-best ERA (4.16) in the Double-A Northeast League last season. He previously served in the same capacity for Salem (2018-19) and Lowell (2015-17). Prior to joining the Red Sox, he worked as a pitching coach in the Phillies minor league system from 2010-11 and as an assistant coach at the University of South Florida. A right-handed pitcher, Lance was selected as a 2003 All-Star while with the Tampa Bay Devil Rays. He played with Kansas City (1999), Tampa Bay (2002-05), and the Los Angeles Dodgers (2006) before spending the 2007 season with the Orix Buffaloes in Japan. Lance and his wife, Maeve, reside in Bradenton, FL with their daughters, Langley and Aelish, and son, Ronan.

DOUG CLARK

Hitting Coach

Clark joins the Red Sox organization after spending the last seven seasons as a Hitting Coach in the San Francisco Giants farm system, including 2021 with as the Hitting Coach for the Richmond Flying Squirrels. In 2019, Clark was the Hitting Coach at Salem-Keizer (Single-A) where they led the eight team Northwest League in batting average, runs scored, hits, doubles, home runs, and RBI. He also served as the Hitting Coach for the AZL Giants from 2017-2018. The former Giants farmhand was drafted in the seventh round of the 1998 draft by San Francisco. He appeared in parts of two seasons in the Majors with the Giants (2005) and A's (2006). Prior to 2008, Clark signed with the KBO's Hanwha Eagles and was an All-Star. After leaving Korea, he signed with the Tigres de Quintana Roo of the Mexican League in 2011. He graduated from the University of Massachusetts Amherst, initially attending on a football scholarship as a wide receiver, but walked on to the baseball team and played three seasons.

KATIE KRALL

Development Coach

Katie joins Portland's staff as a Development Coach and becomes the first female coach in Sea Dogs history. She spent the 2020 and 2021 seasons working as a baseball operations analyst for the Cincinnati Reds' front office. Previously, Krall worked at the Office of the Commissioner of Major League Baseball, and as an Assistant General Manager in the Cape Cod Baseball League. In 2016, she planned the World Series Trophy Tour for the Chicago Cubs. She graduated from Northwestern University and is pursuing her MBA from the University of Chicago.

CHRIS HESS

Coach

Hess joins the staff after spending his first year in the Red Sox organization as a member of the Fort Myers staff in 2021. He previously spent time as an assistant coach at the University of Rhode Island after three seasons as a New York Yankees farmhand. Hess finished his time in MiLB with a career .220 batting average with nine home runs and 61 RBI through 168 games.

NICK KUCHWARA

Athletic Trainer

Nick begins his first season with Portland after spending 2021 with the Greenville Drive. Previous to the Drive, he was the Athletic Trainer for the Salem Red Sox for five seasons and worked in the same capacity for Lowell in 2015, as well as for Portland and Pawtucket. A Colorado resident, Nick received his B.S. in Athletic Training from Metropolitan State University of Denver in 2012 and went on to receive his M.S. in Exercise Science and Health Promotion with a concentration in Rehabilitation Sciences from California University of Pennsylvania in 2013.

JOE HUDSON

Strength & Conditioning Coach

Joe begins his first season as Strength and Conditioning Coach for the Sea Dogs after spending 2021 in the same capacity for the Greenville Drive. He joined the Red Sox in 2018 as the strength and conditioning coach for the Salem Red Sox. Joe is the founder of Hudson Strength in Berlin, Connecticut. He earned his B.S. in Sport & Exercise Physiology from Plymouth State University and his M.S. in Strength & Conditioning from Springfield College.

EASTERN LEAGUE

Division Format:

Northeast Division - Binghamton, Hartford, New Hampshire, Portland, Reading, Somerset

Southwest Division - Akron, Altoona, Bowie, Erie, Harrisburg, Richmond

Roster Limit: 28
Schedule: 138 games
Opening Date: April 8
Closing Date: September 18

Brand of Baseball: Rawlings ROM-EL
League Statistician: MLB Advanced Media
Player Eligibility: No Restrictions

2022 STADIUM INFORMATION

Club	Stadium	LF	CF	RF	Capacity
Akron	Canal Park	331	400	337	7,630
Altoona	Peoples Natural Gas Field	325	405	325	7,210
Binghamton	Mirabito Stadium	330	400	330	6,012
Bowie	Prince George's Stadium	309	405	309	10,000
Erie	UPMC Park	316	400	328	6,000
Harrisburg	FNB Field	325	400	325	6,187
Hartford	Dunkin' Donuts Park	325	400	306	6,121
New Hampshire	Northeast Delta Dental Stadium	326	400	306	6,500
Portland	Hadlock Field	315	400	330	7,368
Reading	FirstEnergy Stadium	330	400	330	9,000
Richmond	The Diamond	330	402	330	9,560
Somerset	TD Bank Ballpark	317	402	315	8,580

2021 ATTENDANCE

Team	Openings	Openings Lost	Total	Average
Hartford	56	3	287,752	5,138
Richmond	57	3	275,169	4,828
Reading	49	10	226,667	4,626
Portland	50	10	210,211	4,204
Altoona	53	6	213,686	4,032
Somerset	52	8	205,246	3,947
Akron	57	3	208,162	3,652
New Hampshire	54	5	183,730	3,402
Harrisburg	58	1	167,810	2,893
Erie	57	3	145,445	2,552
Bowie	55	4	128,467	2,336
Binghamton	48	12	107,803	2,246

EASTERN LEAGUE RULES OF INTEREST

DEFENSIVE POSITIONING: The defensive team must have a minimum of four players on the infield, each of whom must have both feet completely in front of the outer boundary of the infield dirt. Depending on the preliminary results of this experimental rule change, MLB may require two infielders to be positioned entirely on each side of second base in the second half of the Double-A season. These restrictions on defensive positioning are intended to increase the batting average on balls in play.

DOUBLEHEADERS: Doubleheaders are usually the result of a rainout or postponement of a nine-inning game. Doubleheaders are rescheduled by the general manager, and will consist of two 7-inning games. There is a break of 30 minutes between games. Generally, a doubleheader slated for a day when the nine-inning game was scheduled for 7:00 will be scheduled to begin one hour earlier. If the doubleheader is scheduled on a day when the regularly scheduled game was to begin at 1:00 or earlier, there may not be a change in the start of the doubleheader scheduled for that day.

EXTRA INNINGS: At all levels of Minor League Baseball, extra innings will begin with a runner on second base. The runner at second base will be the player in the batting order position previous to the leadoff batter of the inning (or a substitute for that player). By way of example, if the number five hitter in the batting order is due to lead off the 10th inning, the number four player in the batting order (or a pinch-runner for such player) shall begin the inning on second base. Any runner or batter removed from the game for a substitute shall be ineligible to return to the game, as is the case in all circumstances under the Official Baseball Rules.

For purposes of calculating earned runs under Rule 9.16, the runner who begins an inning on second base pursuant to this rule shall be deemed to be a runner who has reached second base because of a fielding error, but no error shall be charged to the opposing team or to any player.

PITCHER'S MOUND VISITS: Visits by coaches and position players will be limited based on the classification level. Triple-A clubs will be allowed six (6) visits per team, Double-A clubs will be allowed eight (8) visits per team, Single-A clubs will be allowed 10 visits per team and there will not be a limit on mound visits for Short Season and Rookie-level clubs.

These mound visit limits will apply whether the game is scheduled for seven or nine innings.

For any extra-innings played, each club shall be entitled to one additional non-pitching change mound visit per inning.

Official Baseball Rule 5.10(l), which governs mound visits by a manager or coach, remains in effect (i.e., a pitcher must be removed on the second visit by a manager/coach in an inning).

RESCHEDULING GAMES: Postponed or suspended games do not have to be made up the next day, and make up dates do not have to be determined that day. However, if it is the last time the team is visiting a city every effort shall be made to play the game. If it is the last scheduled meeting in that city, the game is made up at the home site of the visiting city (if they still have games left at the visiting team's home park). When games are suspended in one park and finished in the other team's park, the game is completed with the original home team remaining the home team (even in the other team's park).

SUSPENDED GAMES: If a game is suspended before it is an official game, and rescheduled as part of a doubleheader, it will be completed as scheduled (usually as a nine-inning game) and be followed by a seven-inning game. If a game is suspended after it becomes an official game (usually the score is tied) and then rescheduled as part of a doubleheader, it will also be completed as scheduled but the second game will be played as a full nine-inning game.

TIEBREAKERS: In the event the same team finishes in first place in their division in both halves of the season, the second playoff spot for that division would be awarded to the team from that division that had the best full season record. The standings for postseason berths will be determined using the won-loss record (games behind column), with winning percentage having no impact on the standings.

EASTERN LEAGUE STANDINGS 1994-2020

1994

Northern Division
Binghamton Mets
New Haven Ravens
Albany-Colonie Yankees
Portland Sea Dogs
New Britain Red Sox

W L
82 59
77 63
71 70
60 81
59 81

PCT
.582
.550
.504
.426
.421

GB

4.5
11.0
22.0
22.5

Southern Division
Harrisburg Senators
Bowie Baysox
Canton-Akron Indians
Reading Phillies
Trenton Thunder

W L
88 51
84 58
69 73
58 82
55 85

PCT
.633
.592
.486
.414
.393

GB

5.5
20.5
30.5
33.5

1995

Northern Division
Portland Sea Dogs
New Haven Ravens
Norwich Navigators
Binghamton Mets
Hardware City Rock Cats

W L
86 56
79 63
70 71
67 75
65 77

PCT
.606
.556
.496
.472
.458

GB

7.0
15.5
19.0
21.0

Southern Division
Reading Phillies
Trenton Thunder
Bowie Baysox
Canton-Akron Indians
Harrisburg Senators

W L
73 69
73 69
68 74
67 75
61 80

PCT
.514
.514
.479
.472
.433

GB

5.0
6.0
11.5

1996

Northern Division
Portland Sea Dogs
Binghamton Mets
Norwich Navigators
New Haven Ravens
Hardware City Rock Cats

W L
83 58
76 66
71 70
66 75
61 81

PCT
.589
.535
.504
.468
.430

GB

7.5
12.0
17.0
22.5

Southern Division
Trenton Thunder
Harrisburg Senators
Canton-Akron Indians
Reading Phillies
Bowie Baysox

W L
86 56
74 68
71 71
66 75
54 88

PCT
.606
.521
.500
.468
.380

GB

12.0
15.0
19.5
32.0

1997

Northern Division
Portland Sea Dogs
Norwich Navigators
New Britain Rock Cats
Binghamton Mets
New Haven Ravens

W L
79 63
73 69
70 72
66 76
64 78

PCT
.556
.514
.493
.465
.451

GB

6.0
9.0
13.0
15.0

Southern Division
Harrisburg Senators
Bowie Baysox
Reading Phillies
Trenton Thunder
Akron Aeros

W L
86 56
75 67
74 68
71 70
51 90

PCT
.606
.528
.521
.504
.362

GB

11.0
12.0
14.5
34.5

1998

Northern Division
New Britain Rock Cats
Binghamton Mets
Portland Sea Dogs
Norwich Navigators
New Haven Ravens

W L
83 59
82 60
66 75
66 76
59 83

PCT
.585
.577
.468
.465
.415

GB

1.0
16.5
17.0
24.0

Southern Division
Akron Aeros
Harrisburg Senators
Trenton Thunder
Bowie Baysox
Reading Phillies

W L
81 60
73 69
71 70
71 71
56 85

PCT
.574
.514
.504
.500
.397

GB

8.5
10.0
10.5
25.0

1999

Northern Division
Trenton Thunder
Norwich Navigators
Portland Sea Dogs
New Haven Ravens
New Britain Rock Cats
Binghamton Mets

W L
92 50
78 64
65 77
65 77
59 82
54 88

PCT
.648
.549
.458
.458
.418
.380

GB

14.0
27.0
32.5
38.0

Southern Division
Erie SeaWolves
Harrisburg Senators
Reading Phillies
Bowie Baysox
Akron Aeros
Altoona Curve

W L
81 61
76 66
73 69
70 71
69 71
67 73

PCT
.570
.535
.514
.496
.493
.479

GB

5.0
8.0
10.5
11.0
13.0

2000

Northern Division
Binghamton Mets
New Haven Ravens
Norwich Navigators
Portland Sea Dogs
Trenton Thunder
New Britain Rock Cats

W L
82 58
82 60
76 66
71 70
67 75
51 91

PCT
.586
.577
.535
.504
.472
.359

GB

1.0
7.0
11.5
16.0
32.0

Southern Division
Reading Phillies
Harrisburg Senators
Akron Aeros
Altoona Curve
Bowie Baysox
Erie SeaWolves

W L
85 57
76 67
75 68
74 68
65 77
47 94

PCT
.599
.531
.524
.521
.458
.333

GB

9.5
10.5
11.0
20.0
37.5

2001

Northern Division
New Britain Rock Cats
Norwich Navigators
Portland Sea Dogs
Binghamton Mets
Trenton Thunder
New Haven Ravens

W L
87 55
83 59
77 65
73 68
67 75
47 95

PCT
.613
.585
.542
.518
.472
.331

GB

4.0
10.0
13.5
20.0
40.0

Southern Division
Erie SeaWolves
Reading Phillies
Akron Aeros
Harrisburg Senators
Altoona Curve
Bowie Baysox

W L
84 58
77 65
68 74
66 76
63 79
59 82

PCT
.592
.542
.479
.465
.444
.418

GB

7.0
16.0
18.0
21.0
24.5

2002

Northern Division
Norwich Navigators
New Haven Ravens
Binghamton Mets
New Britain Rock Cats
Portland Sea Dogs
Trenton Thunder

W L
76 64
74 65
73 68
67 72
63 77
63 77

PCT
.543
.532
.518
.482
.450
.450

GB

1.5
3.5
8.5
13.0
13.0

Southern Division
Akron Aeros
Harrisburg Senators
Reading Phillies
Altoona Curve
Bowie Baysox
Erie SeaWolves

W L
93 48
79 63
76 66
72 69
55 85
52 89

PCT
.660
.556
.535
.511
.383
.369

GB

14.5
17.5
21.0
37.5
41.0

2003

Northern Division
New Haven Ravens
New Britain Rock Cats
Portland Sea Dogs
Trenton Thunder
Binghamton Mets
Norwich Navigators

W L
79 63
73 68
72 70
70 71
63 78
62 79

PCT
.556
.518
.507
.496
.447
.440

GB

5.5
7.0
8.5
15.5
16.5

Southern Division
Akron Aeros
Altoona Curve
Erie SeaWolves
Bowie Baysox
Reading Phillies
Harrisburg Senators

W L
88 53
78 63
69 72
62 79
62 79
60 82

PCT
.624
.553
.507
.489
.440
.423

GB

10.0
16.0
26.0
28.5

EASTERN LEAGUE STANDINGS 1994-2020

2004

Northern Division				Southern Division			
W	L	PCT.	GB	W	L	PCT.	GB
NH Fisher Cats	84 57	.596	----	Altoona Curve	85 56	.603	----
Binghamton Mets	76 66	.535	8.5	Erie SeaWolves	80 62	.563	5.5
New Britain Rock Cats	70 70	.500	13.5	Bowie Baysox	73 69	.514	12.5
Portland Sea Dogs	69 73	.486	15.5	Reading Phillies	64 77	.454	21.0
Norwich Navigators	69 73	.486	15.5	Akron Aeros	63 78	.447	22.0
Trenton Thunder	64 78	.451	20.5	Harrisburg Senators	52 90	.366	33.5

2005

Northern Division				Southern Division			
W	L	PCT.	GB	W	L	PCT.	GB
Portland Sea Dogs	76 66	.535	----	Akron Aeros	84 58	.592	----
Trenton Thunder	74 68	.521	2.0	Altoona Curve	76 66	.535	8.0
Norwich Navigators	71 71	.500	5.0	Bowie Baysox	74 68	.521	10.0
New Britain Rock Cats	70 72	.493	6.0	Reading Phillies	69 73	.486	15.0
NH Fisher Cats	68 74	.479	8.0	Harrisburg Senators	64 78	.451	20.0
Binghamton Mets	63 79	.444	13.0	Erie SeaWolves	63 79	.444	21.0

2006

Northern Division				Southern Division			
W	L	PCT.	GB	W	L	PCT.	GB
Trenton Thunder	80 62	.563	----	Akron Aeros	87 55	.613	----
Portland Sea Dogs	72 67	.518	6.5	Altoona Curve	75 64	.540	10.5
Binghamton Mets	70 70	.500	9.0	Reading Phillies	71 69	.507	15.0
NH Fisher Cats	68 73	.482	11.5	Bowie Baysox	67 74	.475	19.5
Connecticut Defenders	64 77	.454	15.5	Harrisburg Senators	67 75	.472	20.0
New Britain Rock Cats	64 78	.451	16.0	Erie SeaWolves	60 81	.426	26.5

2007

Northern Division				Southern Division			
W	L	PCT.	GB	W	L	PCT.	GB
Trenton Thunder	83 59	.585	----	Erie SeaWolves	81 59	.579	----
Portland Sea Dogs	71 72	.497	12.5	Akron Aeros	80 61	.567	1.5
NH Fisher Cats	70 73	.490	13.5	Altoona Curve	73 68	.518	8.5
New Britain Rock Cats	69 72	.489	13.5	Bowie Baysox	72 68	.514	9.0
Connecticut Defenders	63 78	.447	19.5	Reading Phillies	70 71	.496	11.5
Binghamton Mets	61 81	.430	22.0	Harrisburg Senators	55 86	.390	26.5

2008

Northern Division				Southern Division			
W	L	PCT.	GB	W	L	PCT.	GB
Trenton Thunder	86 54	.614	----	Bowie Baysox	84 58	.592	----
Portland Sea Dogs	74 66	.529	12.0	Akron Aeros	80 62	.563	4.0
Binghamton Mets	73 69	.514	14.0	Harrisburg Senators	73 69	.514	11.0
Connecticut Defenders	68 73	.482	18.5	Erie SeaWolves	68 74	.479	16.0
New Britain Rock Cats	64 77	.454	22.5	Altoona Curve	65 77	.458	19.0
NH Fisher Cats	61 81	.430	26.0	Reading Phillies	53 89	.373	31.0

2009

Northern Division				Southern Division			
W	L	PCT.	GB	W	L	PCT.	GB
Connecticut Defenders	83 59	.585	----	Akron Aeros	89 53	.627	----
New Britain Rock Cats	72 69	.511	10.5	Reading Phillies	75 67	.528	14.0
Trenton Thunder	69 72	.489	13.5	Bowie Baysox	73 69	.514	16.0
Portland Sea Dogs	67 74	.475	15.5	Erie SeaWolves	71 70	.504	17.5
NH Fisher Cats	64 78	.451	19.0	Harrisburg Senators	70 72	.493	19.0
Binghamton Mets	54 86	.386	28.0	Altoona Curve	62 80	.437	27.0

2010

Eastern Division				Western Division			
W	L	PCT.	GB	W	L	PCT.	GB
Trenton Thunder	83 59	.585	----	Altoona Curve	82 60	.577	----
NH Fisher Cats	79 62	.560	3.5	Harrisburg Senators	77 65	.542	5.0
Portland Sea Dogs	70 71	.496	12.5	Bowie Baysox	75 67	.528	7.0
Reading Phillies	69 72	.489	13.5	Akron Aeros	71 71	.500	11.0
Binghamton Mets	66 76	.465	17.0	Richmond Flying Squirrels	68 73	.482	13.5
New Britain Rock Cats	44 98	.310	39.0	Erie SeaWolves	66 76	.465	16.0

2011

Eastern Division				Western Division			
W	L	PCT.	GB	W	L	PCT.	GB
NH Fisher Cats	77 65	.542	----	Harrisburg Senators	80-62	.563	----
Reading Phillies	74 68	.521	3.0	Richmond Flying Squirrels	76-66	.535	4.0
New Britain Rock Cats	72-70	.507	5.0	Bowie Baysox	75-66	.532	4.5
Trenton Thunder	68-73	.482	8.5	Akron Aeros	73-69	.514	7.0
Binghamton Mets	65-76	.461	11.5	Erie SeaWolves	67-75	.472	13.0
Portland Sea Dogs	59-83	.415	18.0	Altoona Curve	64-77	.454	15.5

EASTERN LEAGUE STANDINGS 1994-2020

2012

Eastern Division				Western Division			
W	L	PCT.	GB	W	L	PCT.	GB
Trenton Thunder	79-63	.556	----	Akron Aeros	82-59	.582	----
Reading Phillies	76-66	.535	3.0	Bowie Baysox	78-64	.549	4.5
New Britain Rock Cats	75-67	.528	4.0	Altoona Curve	72-70	.507	10.5
Portland Sea Dogs	68-73	.482	10.5	Richmond Flying Squirrels	70-71	.496	12.0
Binghamton Mets	68-74	.479	11.0	Harrisburg Senators	64-78	.451	18.5
NH Fisher Cats	61-81	.430	18.0	Erie SeaWolves	57-84	.404	25.0

2013

Eastern Division				Western Division			
W	L	PCT.	GB	W	L	PCT.	GB
Binghamton Mets	86-55	.610	----	Harrisburg Senators	77-65	.542	----
Trenton Thunder	74-67	.525	12.0	Erie SeaWolves	76-66	.535	1.0
NH Fisher Cats	68-72	.486	17.5	Bowie Baysox	71-71	.500	6.0
Portland Sea Dogs	68-73	.482	18.0	Richmond Flying Squirrels	70-72	.493	7.0
New Britain Rock Cats	66-76	.465	20.5	Akron Aeros	68-73	.482	8.5
Reading Phillies	62-80	.437	24.5	Altoona Curve	63-79	.444	14.0

2014

Eastern Division				Western Division			
W	L	PCT.	GB	W	L	PCT.	GB
Portland Sea Dogs	88-54	.620	----	Richmond Flying Squirrels	79-63	.556	----
Binghamton Mets	83-59	.585	5.0	Akron RubberDucks	73-69	.514	6.0
New Britain Rock Cats	73-69	.514	15.0	Bowie Baysox	72-70	.507	7.0
Trenton Thunder	67-75	.472	21.0	Erie SeaWolves	71-71	.500	8.0
NH Fisher Cats	66-76	.465	22.0	Altoona Curve	61-81	.430	18.0
Reading Fightin Phils	66-76	.465	22.0	Harrisburg Senators	53-89	.373	26.0

2015

Eastern Division				Western Division			
W	L	PCT.	GB	W	L	PCT.	GB
Reading Fightin Phils	80-61	.567	----	Bowie Baysox	79-63	.556	----
Binghamton Mets	77-64	.546	3.0	Altoona Curve	74-68	.521	5.0
Trenton Thunder	71-71	.500	9.5	Richmond Flying Squirrels	72-68	.514	6.0
New Britain Rock Cats	69-71	.493	10.5	Akron RubberDucks	73-69	.514	6.0
NH Fisher Cats	69-71	.493	10.5	Harrisburg Senators	67-75	.472	12.0
Portland Sea Dogs	53-89	.373	27.5	Erie SeaWolves	64-78	.451	15.0

2016

Eastern Division				Western Division			
W	L	PCT.	GB	W	L	PCT.	GB
Reading Fightin Phils	89-52	.631	----	Akron RubberDucks	77-64	.546	----
Trenton Thunder	87-55	.613	2.5	Altoona Curve	76-64	.543	0.5
Hartford Yard Goats	74-67	.525	15.0	Harrisburg Senators	76-66	.535	1.5
NH Fisher Cats	69-73	.486	20.5	Erie SeaWolves	62-79	.440	15.0
Binghamton Mets	63-77	.450	25.5	Richmond Flying Squirrels	62-79	.440	15.0
Portland Sea Dogs	55-84	.396	33.0	Bowie Baysox	56-86	.394	21.5

2017

Eastern Division				Western Division			
W	L	PCT.	GB	W	L	PCT.	GB
Trenton Thunder	92-48	.657	----	Altoona Curve	74-66	.529	----
Binghamton Rumble Ponies	85-54	.612	6.5	Bowie Baysox	72-68	.514	2.0
Reading Fightin Phils	72-68	.514	20.0	Akron RubberDucks	69-71	.493	5.0
Portland Sea Dogs	65-74	.468	26.5	Erie SeaWolves	65-75	.464	9.0
Hartford Yard Goats	62-77	.446	29.5	Richmond Flying Squirrels	63-77	.450	11.0
NH Fisher Cats	59-80	.424	32.5	Harrisburg Senators	60-80	.429	14.0

2018

Eastern Division				Western Division			
W	L	PCT.	GB	W	L	PCT.	GB
Trenton Thunder	79-61	.564	----	Altoona Curve	78-60	.565	----
NH Fisher Cats	76-62	.551	2.0	Akron RubberDucks	78-62	.557	1.0
Hartford Yard Goats	65-72	.474	12.5	Harrisburg Senators	72-65	.526	5.5
Reading Fightin Phils	64-73	.467	13.5	Bowie Baysox	67-71	.486	11.0
Binghamton Rumble Ponies	64-76	.457	15.0	Erie SeaWolves	63-77	.450	16.0
Portland Sea Dogs	63-76	.453	15.5	Richmond Flying Squirrels	62-76	.449	16.0

2019 (Overall Standings)

Eastern Division				Western Division			
W	L	PCT.	GB	W	L	PCT.	GB
Reading Fightin Phils	80-59	.576	----	Erie SeaWolves	77-61	.558	----
Trenton Thunder	76-62	.551	3.5	Harrisburg Senators	76-63	.547	1.5
Hartford Yard Goats	73-68	.525	7.0	Bowie Baysox	76-64	.543	2.0
Binghamton Rumble Ponies	67-73	.479	13.5	Altoona Curve	69-71	.493	9.0
NH Fisher Cats	63-76	.453	17.0	Akron RubberDucks	61-79	.436	17.0
Portland Sea Dogs	62-77	.446	18.0	Richmond Flying Squirrels	55-84	.396	22.5

DOUBLE - A NORTHEAST LEAGUE STANDINGS 2021

2020

Season cancelled due to COVID-19 Pandemic

2021

Northeast Division				Southeast Division			
	W-L	PCT	GB		W-L	PCT	GB
Somerset Patriots	72-47	.605	—	Akron RubberDucks	73-46	.613	—
Portland Sea Dogs	67-47	.588	2.5	Bowie Baysox	73-47	.608	0.5
New Hampshire Fisher Cats	52-55	.486	14.0	Erie Seawolves	64-55	.538	9.0
Binghamton Rumble Ponies	47-60	.439	19.0	Richmond Flying Squirrels	57-56	.504	13.0
Reading Fightin Phils	48-65	.425	21.0	Altoona Curve	58-59	.496	14.0
Hartford Yard Goats	39-79	.331	32.5	Harrisburg Senators	42-76	.356	30.5

SEA DOGS NOTES

Florida Marlins Exhibition Game: June 29, 2000

The Portland Sea Dogs defeated the Florida Marlins 9-2 in the only exhibition game with a Major League affiliate at Hadlock Field. Gary Knotts got the start for the Sea Dogs, while former Sea Dog A.J.. Burnett started for the Marlins. Ross Gload hit for the cycle for Portland earning him Player of the Game honors.

Prior to the game, the Sea Dogs and Marlins had a home run derby. The Marlins lineup consisted of Cliff Floyd, Preston Wilson, Kevin Millar, Hall of Famer Tony Perez, and 1987 National League Home Run Champion Andre Dawson. The Sea Dogs sent up Heath Honeycutt, Ross Gload, Chris Norton, hitting coach Jose Castro and manager Rick Renteria. The Sea Dogs prevailed against the potent Marlins lineup with a 17-16 win. Renteria hit five home runs in his team's final at-bat to pull out the win. Chris Norton's seven homers was the individual high.

DOUBLE - A NORTHEAST LEADERS

2021 Double-A Northeast League Leaders

Batting:

Avq:	.301	Bryson Stott, REA
Runs:	72	Michael Beltre, SOM
Hits:	112	Oswaldo Cabrera, SOM
Doubles:	37	Coco Montes, HFD
Triples:	8	Michael Beltre, SOM
HR:	31	Dermis Garcia, SOM
RBI:	78	Oswaldo Cabrera, SOM
OBP	.395	Triston Casas, POR
SLG	.612	Josh Lester, ERI
SB:	37	Michael Beltre, SOM
Games	116	Coco Montes, HFD
EXB	54	Oswaldo Cabrera, SOM
TB	215	Oswaldo Cabrera, SOM
HBP	15	David Villar, RIC

Pitching:

ERA:	3.77	Juan Hillman, AKR
Wins:	11	Maximo Castillo, NH
Saves:	16	Diogenes Almengo, BOW
Losses:	13	Francisco Morales, REA
CG:	2	Multiple Tied
SO:	121	Grayson Rodriguez, BOW
Walks:	60	Francisco Morales, REA
WHIP:	1.08	Mario Sanchez, HFD
Holds	10	Zach Warren, REA
IP:	107.1	Juan Hillman, AKR
Games	49	Yoan Aybar, HFD
GS	21	Multiple Tied
AVG	.234	Mario Sanchez, HFD
WIN %	.733	Maximo Castillo, NH

2021 Northeast League Postseason All-Star Team

C	Adley Rutschman	Bowie
1B	Mason Martin	Altoona
2B	Oswaldo Cabrera	Somerset
3B	Mark Vientos	Binghamton
SS	Oneil Cruz	Altoona
OF	Riley Green	Erie
OF	Michael Beltre	Somerset
OF	Jake Mangum	Binghamton
DH	Josh Lester	Erie
RHP	Grayson Rodriguez	Bowie
LHP	Juan Hillman	Akron
Relief	Brian Marconi	Reading

Northeast League Most Valuable Player
Oswaldo Cabrera - Somerset

Northeast League Pitcher of the Year
Grayson Rodriguez - Bowie

Top MLB Prospect
Adley Rutschman - Bowie

Northeast League Manager of the Year
Rouglas Odor - Akron

Team Hitting:

Portland	.262
New Hampshire	.259
Akron	.254
Erie	.253
Somerset	.248
Altoona	.244
Binghamton	.244
Richmond	.236
Bowie	.235
Reading	.232
Hartford	.228
Harrisburg	.227

Team Pitching:

Somerset	3.38
Akron	3.78
Richmond	3.94
Harrisburg	4.16
Portland	4.16
Erie	4.27
Bowie	4.28
New Hampshire	4.62
Binghamton	4.65
Altoona	4.66
Reading	4.81
Hartford	5.47

Team Fielding:

Bowie	.980
Erie	.980
Somerset	.979
Akron	.979
Reading	.977
Hartford	.976
Harrisburg	.975
New Hampshire	.975
Portland	.974
Binghamton	.973
Richmond	.973
Altoona	.971

Fielding Leaders By Position

Catcher	.995	Jakson Reetz, Harrisburg
First Base	.990	Mason Martin, Altoona
Second Base	.990	Luis Carpio, Binghamton
Third Base	.938	Patrick Dorrian, Bowie
Shortstop	.981	Ryan Kreidler, Erie
Outfield	.984	Cal Mitchell, Altoona
Pitcher	1.000	Multiple

EASTERN LEAGUE CHAMPIONS

Year	Regular Season Leader	W L	Pct.	Playoff Results
1923	Williamsport	82 42	.661	No playoffs held
1924	Williamsport	87 46	.654	No playoffs held
1925	York	77 55	.583	York defeated Williamsport 3-1
	Williamsport	77 55	.583	
1926	Scranton	84 50	.627	No playoffs held
1927	Harrisburg	87 51	.630	No playoffs held
1928	Harrisburg	82 54	.603	No playoffs held
1929	Binghamton	83 56	.597	No playoffs held
1930	Wilkes-Barre	79 59	.572	No playoffs held
1931	Harrisburg	83 56	.597	No playoffs held
1932	Wilkes-Barre	78 61	.561	No playoffs held
1933	Binghamton	79 55	.590	No playoffs held
1934	Binghamton (1st half)	41 28	.594	Williamsport defeated Binghamton 4-2
	Williamsport (2nd Half)	41 27	.603	
1935	Scranton (1st Half)	44 23	.657	Binghamton defeated Scranton 4-3
	Binghamton (2nd Half)	40 29	.580	
1936	Scranton (1st Half)	42 27	.609	Scranton defeated Elmira 4-0
	Elmira (2nd Half)	44 26	.629	
1937	Elmira	84 51	.622	Elmira defeated Wilkes-Barre 4-1
1938	Binghamton	84 51	.622	Elmira defeated Binghamton 3-2
1939	Scranton	80 60	.571	Scranton defeated Albany 4-1
1940	Scranton	79 60	.568	Binghamton defeated Hartford 4-1
1941	Wilkes-Barre	87 51	.630	Elmira defeated Williamsport 4-3
1942	Albany	84 56	.600	Scranton defeated Binghamton 4-1
1943	Scranton	87 51	.630	Elmira defeated Scranton 4-2
1944	Hartford	99 38	.729	Binghamton defeated Utica 4-2
1945	Utica	83 52	.615	Albany defeated Wilkes-Barre 4-3
1946	Scranton	96 43	.691	Scranton defeated Hartford 4-1
1947	Utica	90 48	.652	Utica defeated Albany 4-3
1948	Scranton	89 51	.636	Scranton defeated Albany 4-0
1949	Albany	93 47	.664	Binghamton defeated Wilkes-Barre 4-3
1950	Wilkes-Barre	90 48	.652	Wilkes-Barre defeated Binghamton 4-1
1951	Wilkes-Barre	85 54	.612	Scranton defeated Elmira 4-0
1952	Albany	82 54	.603	Binghamton defeated Reading 4-1
1953	Reading	101 47	.682	Binghamton defeated Reading 4-2
1954	Wilkes-Barre	80 59	.576	Albany defeated Reading 4-1
1955	Reading	84 53	.613	Allentown defeated Schenectady 3-2
1956	Schenectady	84 54	.609	Schenectady defeated Reading 3-0
1957	Binghamton	85 55	.607	Reading defeated Albany 3-1
1958	Lancaster	75 57	.568	Binghamton defeated Lancaster 3-2
1959	Springfield	85 55	.607	Springfield defeated Williamsport 3-1
1960	Williamsport	76 62	.551	Williamsport and Springfield declared Co-Champions due to weather
1961	Springfield	85 54	.612	No playoffs held
1962	Williamsport	83 57	.593	Elmira defeated Williamsport 3-1
1963	Charleston	83 57	.593	No playoffs held
1964	Elmira	82 58	.586	No playoffs held
1965	Pittsfield	85 55	.607	No playoffs held
1966	Elmira	88 51	.633	No playoffs held
1967	Binghamton (E)	82 58	.586	Binghamton defeated Elmira 3-1
	Elmira (W)	74 65	.532	
1968	Pittsfield	84 55	.604	Reading defeated Pittsfield 3-1
1969	York	89 50	.640	Playoffs canceled after two games due to weather
1970	Waterbury	79 62	.560	No playoffs held
1971	Elmira (Am)	78 61	.561	Elmira defeated Three Rivers 3-1
	Three Rivers (Nat)	78 59	.569	
1972	West Haven (Am)	84 56	.600	West Haven defeated Three Rivers 3-0
	Three Rivers (Nat)	76 60	.559	
1973	Pittsfield (Am)	75 61	.551	Reading defeated Pittsfield 3-1
	Reading (Nat)	76 62	.551	
1974	Bristol (Am)	74 61	.548	Thetford Mines defeated Pittsfield 3-0
	Quebec City (Nat)	76 64	.543	
1975	Reading (1st Half)	41 20	.672	Bristol defeated Reading 3-0
	Bristol (2nd Half)	46 27	.630	
1976	Three Rivers (N)	83 55	.601	West Haven defeated Three Rivers 3-0
	West Haven (S)	80 59	.576	
1977	West Haven (New Eng)	86 52	.623	West Haven defeated Three Rivers 3-0
	Three Rivers (Can-Am)	76 62	.551	
1978	Bristol (1st Half)	40 29	.580	Bristol defeated Reading 2-0
	Reading (2nd Half)	43 24	.642	

EASTERN LEAGUE CHAMPIONS

Year	Regular Season Leader	W L	Pct.	Playoff Results
1979	West Haven (1st Half)	42 28	.600	No playoffs held
	West Haven (2nd Half)	41 28	.594	
1980	Bristol	79 60	.568	Holyoke defeated Waterbury 2-1
1981	Glens Falls	83 52	.615	Bristol defeated Glens Falls 3-2
1982	West Haven	86 54	.614	West Haven defeated Lynn 3-0
1983	Reading	96 44	.686	New Britain defeated Lynn 3-1
1984	Albany-Colonie	81 57	.587	Vermont defeated Waterbury 3-2
1985	Albany-Colonie	82 57	.590	Vermont defeated New Britain 3-1
1986	Reading	77 59	.566	Vermont defeated Reading 3-2
1987	Pittsfield	87 51	.630	Harrisburg defeated Vermont 3-2
1988	Glens Falls	80 57	.584	Albany-colonie defeated Vermont 3-1
1989	Albany-Colonie	92 48	.657	Albany-colonie defeated Harrisburg 3-1
1990	Albany-Colonie	79 60	.568	London defeated New Britain 3-0
1991	Harrisburg	87 53	.621	Albany-Colonie defeated Harrisburg 3-0
1992	Canton-Akron	80 58	.580	Binghamton defeated Canton-Akron 3-2
1993	Trenton (N)	73 69	.514	Harrisburg defeated Canton-Akron 3-2
	Harrisburg (S)	94 44	.681	
1994	Binghamton (N)	82 59	.582	Binghamton defeated Harrisburg 3-1
	Harrisburg (S)	88 51	.633	
1995	Portland (N)	86 56	.606	Reading defeated New Haven 3-2
	Trenton (S)	73 69	.514	
1996	Portland (N)	83 58	.589	Harrisburg defeated Portland 3-1
	Trenton (S)	86 56	.589	
1997	Portland (N)	79 63	.556	Harrisburg defeated Portland 3-1
	Harrisburg (S)	86 56	.606	
1998	New Britain (N)	83 59	.585	Harrisburg defeated New Britain 3-1
	Akron (S)	81 60	.574	
1999	Trenton (N)	92 50	.648	Harrisburg defeated Norwich 3-2
	Erie (S)	81 61	.570	
2000	Binghamton (N)	82 58	.586	New Haven defeated Reading 3-1
	Reading (S)	85 57	.599	
2001	New Britain (N)	87 55	.613	New Britain and Reading declared
	Erie (S)	84 58	.592	Co-Champions after series is cancelled
2002	Norwich (N)	76 64	.543	Norwich defeated Harrisburg 3-2
	Akron (S)	93 48	.660	
2003	New Haven (N)	79 63	.556	Akron defeated New Haven 3-0
	Akron (S)	88 53	.624	
2004	New Hampshire (N)	84 57	.596	New Hampshire defeated Altoona 3-0
	Altoona (S)	85 56	.603	
2005	Portland (N)	76 66	.535	Akron defeated Portland 3-1
	Akron (S)	84 58	.592	
2006	Trenton (N)	80 62	.563	Portland defeated Akron 3-2
	Akron (S)	87 55	.613	
2007	Trenton (N)	83 59	.585	Trenton defeated Akron 3-1
	Erie (S)	81 59	.579	
2008	Trenton (N)	86 54	.614	Trenton defeated Akron 3-1
	Bowie (S)	84 58	.592	
2009	Connecticut (N)	83 59	.585	Akron defeated Connecticut 3-1
	Akron (N)	89 53	.627	
2010	Trenton (E)	83 59	.585	Altoona defeated Trenton 3-1
	Altoona (W)	82 60	.577	
2011	New Hampshire (E)	77 65	.542	New Hampshire defeated Richmond 3-1
	Harrisburg (W)	80 62	.563	
2012	Trenton (E)	79-63	.556	Akron defeated Trenton 3-1
	Akron (W)	82-59	.582	
2013	Binghamton (E)	86-55	.610	Trenton defeated Harrisburg 3-0
	Harrisburg (W)	77-65	.542	
2014	Portland (E)	88-54	.620	Binghamton defeated Richmond 3-0
	Richmond (W)	79-63	.556	
2015	Reading (E)	80-61	.567	Bowie defeated Reading 3-2
	Bowie (W)	79-63	.556	
2016	Reading (E)	89-52	.631	Akron defeated Trenton 3-0
	Akron (W)	77-64	.546	
2017	Trenton (E)	92-48	.657	Altoona defeated Trenton 3-0
	Altoona (W)	85-54	.529	
2018	New Hampshire (E)	76-62	.551	New Hampshire defeated Akron 3-0
	Akron (W)	78-62	.557	
2019	Trenton (1st)/Reading (2nd)	76-62/80-59		Trenton defeated Bowie 3-1
	Harrisburg (1st)/Bowie (2nd)	76-63/76-64		
2020	Season cancelled due to COVID-19 Pandemic			
2021	Akron (SE)	73-46	.613	Akron defeated Bowie 3-0
	Bowie (SE)	73-47	.608	

EASTERN LEAGUE TRAVEL

Northeast League Hotels

Akron

Fairfield Inn & Suites
Akron/Fairlawn
208 Springside Dr.
Akron, OH 44333
330-665-0641

Erie

Baymont Inn & Suites Erie
8170 Perry Highway
Erie, PA 16509
814-866-8808

Portland

Holiday Inn Express
303 Sable Oaks Drive
South Portland, ME 04106
207-775-3900

Altoona

Microtel Inn & Suites by Wyndham
1601 Valley View Blvd
Altoona, PA 16602
814-946-1400

Harrisburg

Holiday Inn Harrisburg East
815 S. Eisenhower Blvd.
Middletown, PA 17057
717-939-1600

Reading

Crowne Plaza Reading
1741 Papermill Rd.
Wyomissing, PA 19610
877-354-1911

Binghamton

Holiday Inn Downtown
2-8 Hawley Street
Binghamton, NY 13901
607-722-1212 x7906

Hartford

Holiday Inn Express of
Newington
2553 Berlin Turnpike
Newington, CT 06111
860-372-4000

Richmond

Fairfield Inn & Suites Richmond Short Pump/1-64
9937 Maryland Drive
Richmond, VA 23233
(804) 545-4200

Bowie

Crowne Plaza Annapolis
173 Jennifer Road
Annapolis, MD 21401
410-266-3131

New Hampshire

Country Inn & Suites
250 River Rd.
Bedford, NH 03110
603-666-4600

Somerset

Bridgewater Marriott
700 Commons Way
Bridgewater Township, NJ 08807
908-927-9300

EASTERN LEAGUE MILEAGE CHART

	AKR	ALT	BNG	BOW	ERI	HBG	HFD	NH	POR	REA	RIC	SOM
AKR	X	197	385	361	125	306	539	676	740	353	417	422
ALT	197	X	223	186	199	121	378	514	578	179	263	261
BNG	385	223	X	298	266	182	232	295	403	153	400	160
BOW	361	186	298	X	379	115	328	467	531	134	119	193
ERI	125	199	266	379	X	268	485	575	640	316	449	416
HBG	306	121	182	115	268	X	295	420	484	62	217	144
HFD	539	378	232	328	485	295	X	134	198	243	447	158
NH	676	514	295	467	575	420	134	X	99	378	588	289
POR	740	578	403	531	640	484	198	99	X	443	653	354
REA	353	177	153	134	316	62	243	378	443	X	254	92
RIC	417	263	400	119	449	217	447	588	653	254	X	310
SOM	422	261	160	193	416	144	158	289	354	92	310	X

EASTERN LEAGUE OPPONENTS

AKRON RUBBERDUCKS

300 South Main Street

Akron, Ohio 44308

Phone: (330) 253-5151

Fax: (330) 253-3300

www.akronrubberducks.com



TEAM INFORMATION/PERSONNEL

Affiliation.....Cleveland Guardians
Stadium.....Canal Park
Year Opened.....1997
Capacity.....7,630
Dimensions.....LF: 331', CF: 400', RF: 337'
2021 Attendance.....208,162 (6th)
Years in League.....1989-2022
League Titles.....(6) 2003, 2005, 2009, 2012, 2016, 2021
Last Playoff Appearance.....2021

Owner/CEO.....Ken Babby
GM/COO.....Jim Pfander
Media Contact.....Pat McGuire
Broadcasters.....Marco LaNave/Jim Clark
Flagship Station.....Fox Sports 1350 AM

Manager.....Rouglas Odor
Hitting Coach.....Junior Betances
Pitching Coach.....Owen Dew
Bench Coach.....Juan De La Cruz
Trainer.....Jake Legan
Strength & Conditioning.....Tyler Grisdale

SEA DOGS RECORD VS. AKRON

2021 Record.....N/A
2021 @ Portland.....N/A
2021 @ Akron.....N/A
All Time Record.....93-110
Playoff Record.....4-5
Largest Margin of Victory.....13 (4/15/98)
Largest Margin of Defeat.....17 (6/7/17)

Notable Alumni: Jesus Aguilar, Albert Belle, Bartolo Colon, Jason Kipnis, Corey Kluber, Francisco Lindor, Victor Martinez, Manny Ramirez, C.C. Sabathia, Jim Thome

2022 SEA DOGS VS. AKRON

At Portland:

None

At Akron:

None

2021 Team Leaders

G - Bo Naylor: 87

AVG - Steven Kwan: .337

AB - Bo Naylor: 313

R - Will Benson: 63

H - Andruw Monasterio: 77

HR - Will Benson: 14

RBI - Andruw Monasterio: 51

SB - Will Benson & Chris Roller: 14

2B - Richie Palacios: 24

3B - Will Benson: 5

ERA- Juan Hillman: 3.77

Wins- Juan Hillman: 10

Losses- Nick Mikolajchak & Thomas Porticelli: 5

Games- Skylar Arias: 36

Games Started- Juan Hillman: 20

SV- Nick Mikolajchak: 8

IP- Juan Hillman: 107.1

SO- Juan Hillman: 85

BB- Skylar Arias: 35

RubberDucks Notes

- Former Red Sox manager John Farrell served as the Indians Director of Player Development from 2001- 2006.
- Prior to moving into Canal Park in 1997, the team played at Thurman Munson Stadium in Canton, OH and were known as the Canton-Akron Indians.
- Akron was once known as the "Rubber Capital of the World," as the first synthetic rubber tire was introduced and marketed in Akron.
- The city's nickname served as inspiration for the re-branding of the franchise in 2014 as Akron made the transition from the Aeros to the RubberDucks

EASTERN LEAGUE OPPONENTS

ALTOONA CURVE

1000 Park Avenue
Altoona, PA 16602
Phone: (814) 943-5400
Fax: (814) 943-9050
www.altoonacurve.com



TEAM INFORMATION/PERSONNEL

Affiliation.....Pittsburgh Pirates
Stadium.....Peoples Natural Gas Ballpark
Year Opened.....1999
Capacity.....7,210
Field Dimensions.....LF:325', CF:405', RF:325'
2021 Attendance.....213,686 (4th)
Years in League.....1999-2022
League Titles.....(2) 2010, 2017
Last Playoff Appearance.....2018

Managing Members.....Bob & Joan Lozinak
GM.....Derek Martin
Media Contact.....Jon Mozes
Broadcaster.....Jon Mozes
Flagship Station.....News Talk 1240 AM

Manager.....Kieran Mattison
Hitting Coach.....Jon Nunnally
Pitching Coach.....Drew Benes
Development Coach.....Stephen Morales
Integrated Baseball Performance Coach...Blake Butler

SEA DOGS RECORD VS. ALTOONA

2021 Record.....N/A
2021 @ Portland.....N/A
2021 @ Altoona.....N/A
All Time Record.....66-66
Largest Margin of Victory.....11 (8/14/12)
Largest Margin of Defeat.....10 (8/3/00)

Notable Alumni: Bronson Arroyo, Jose Bautista, Gerrit Cole, Josh Harrison, Brock Holt, Starling Marte, Andrew McCutchen, Austin Meadows, Steve Pearce, Gregory Polanco

2022 SEA DOGS VS. ALTOONA

At Portland:

None

At Altoona:

None

2021 Team Leaders

G - Mason Martin: 112
AVG - Oneil Cruz: .292
AB - Mason Martin: 414
R - Jack Suwinski: 68
H - Cal Mitchell: 107
HR - Mason Martin: 22
RBI - Mason Martin: 75
SB - Ji-Hwan Bae: 20
2B - Mason Martin: 29
3B - Oneil Cruz & Ji-Hwan Bae: 5

ERA - Trey McGough: 3.41
Wins - Trey McGough: 6
Losses - Travis MacGregor: 9
Games - Shea Murray: 37
Games Started - Travis MacGregor: 21
SV - Cristofer Melendez & Hunter Stratton: 7
IP - Trey McGough: 95.0
SO - Osvaldo Bido: 91
BB - Trey McGough: 41

Curve Notes

- Altoona's leading hitter in 2012, Brock Holt, was traded to the Boston Red Sox in the deal that also sent closer Joel Hanrahan to the Red Sox. Among the players sent to the Pirates organization was Sea Dogs pitcher Stolmy Pimentel.
- Altoona has had two former Sea Dogs as Hitting Coaches. Jon Nunnally (Hitting Coach for Portland in 2006) and Keoni De Renne (2006).
- The Curve are named after a famous nearby 2,375 foot horseshoe curve in the railroad tracks that winds through the Allegheny Mountains.

EASTERN LEAGUE OPPONENTS

BINGHAMTON RUMBLE PONIES

211 Henry Street
Binghamton, NY 13901
Phone: (607) 723-6387
Fax: (607) 723-7779
www.bingrp.com



TEAM INFORMATION/PERSONNEL

Affiliation.....New York Mets
Stadium.....Mirabito Stadium
Year Opened.....1992
Capacity.....6,012
Field Dimensions.....LF: 330', CF: 400', RF: 330'
2021 Attendance.....107,803 (12th)
Years in League.....1923-'37, 1940-'63, 1966-'68, 1992-2022
Last Playoff Appearance.....2017
League Titles: (13) 1929, 1933, 1935, 1940, 1944, 1949, 1952, 1953, 1958, 1967, 1992, 1994, 2014

GM.....John Bayne
Media Contact.....Jacob Wilkins
Broadcaster.....Jacob Wilkins
Flagship Station.....WNBF 1290 AM

Manager.....Reid Brignac
Hitting Coach.....Tommy Joseph
Pitching Coach.....Jerome Williams
Trainer.....Vanessa Weisbach
Performance Coach.....Ryan Orr

2022 SEA DOGS VS.
BINGHAMTON

At Portland
April 19-24
September 6-11

At Binghamton
July 4-10

2021 Team Leaders

G - Luis Carpio: 87
AVG - Jake Mangum: .294
AB - Luis Carpio: 305
R - Jake Mangum: 56
H - Jake Mangum: 89
HR - Mark Vientos: 22
RBI - Mark Vientos: 59
SB - Jake Mangum: 14
2B - Carlos Cortes: 26
3B - Jake Mangum: 4

ERA- Cole Gordon: 3.69
Wins- Adam Oller: 5
Losses- Luc Rennie: 6
Games- Jared Robinson: 29
Games Started- Adam Oller: 15
SV- Jared Robinson: 5
IP- Cole Gordon: 83.0
SO- Adam Oller: 95
BB- Cole Gordon: 35

SEA DOGS RECORD VS. BINGHAMTON

2021 Record.....12-10
2021 @ Portland.....3-8
2021 @ Binghamton.....9-2
All Time Record.....234-261
Playoff Record.....5-5
Largest Margin of Victory.....18 (5/31/19)
Largest Margin of Defeat.....14 * (7/16/18)

*Occurred multiple times, most recent listed

Notable Alumni: Jacob deGrom, Lucas Duda, Michael Fulmer, Dwight Gooden, Matt Harvey, Jason Isringhausen, Steven Matz, Daniel Murphy, Jose Reyes, Noah Syndergaard, Billy Wagner, Zach Wheeler, David Wright

Rumble Ponies Notes

- Portland fires a no-hitter for the second time in team history at Binghamton on April 25, 2019. Kyle Hart (6.2 IP), Daniel McGrath (1.1 IP), and Adam Lau (1.0) combined on the historic bid.
- On August 13, 2001 three Sea Dog pitchers combined to no-hit the Binghamton Mets on the road in Binghamton. Josh Beckett tossed the first seven innings, Brandon Bowe and Aaron Scheffer backed up their starter with one inning of hitless relief respectively.
- The Eastern League was formed in Binghamton, New York on March 23, 1923.

EASTERN LEAGUE OPPONENTS

BOWIE BAYSOX

4101 Crain Highway
Bowie, MD 20716
Phone (301) 805-6000
Fax (301) 464-4911
www.baysox.com



TEAM INFORMATION/PERSONNEL

Affiliation.....Baltimore Orioles
Stadium.....Prince George's Stadium
Year Opened.....1994
Capacity.....10,000
Field Dimensions.....LF: 309', CF: 405', RF: 309'
2019 Attendance.....128,467 (11th)
Years in League.....1993-2021
League Titles.....2015
Last Playoff Appearance.....2021

General Manager.....Brian Shallcross
Assistant GM.....Phil Wrye
Media Contact.....Matt Sabados
Broadcasters.....Matt Sabados
Flagship Station.....1430 AM WNAV

Manager.....Kyle Moore
Hitting Coach.....Branden Becker
Pitching Coach.....Josh Conway
Trainer.....William Kelly
Strength & Conditioning.....Chandler Gelle

2022 SEA DOGS VS. BOWIE

At Portland

None

At Bowie

None

2021 Team Leaders

G - Patrick Dorrian: 112
AVG- Adley Rutschman: .271
AB- Patrick Dorrian: 398
R- Patrick Dorrian: 72
H- Patrick Dorrian: 98
HR- Patrick Dorrian: 22
RBI- Patrick Dorrian: 67
SB- Cadyn Grenier: 12
2B- Patrick Dorrian: 21
3B- Robert Neustrom & Johnny Rizer: 3

ERA- Grayson Rodriguez: 2.60
Wins- Diogenes Almengo, Gray Fenter, David Lebron & Grayson Rodriguez: 6
Losses- Gray Fenter, Tyler Joyner & Steven Klimek: 4
Games- Diogenes Almengo: 39
Games Started- Grayson Rodriguez: 18
SV- Diogenes Almengo: 16
IP- Grayson Rodriguez: 79.2
SO- Grayson Rodriguez: 121
BB- Gray Fenter: 48

SEA DOGS RECORD VS. BOWIE

2021 Record.....N/A
2021 @ Portland.....N/A
2021 @ Bowie.....N/A
All Time Record.....100-105
Largest Margin of Victory.....13 (7/27/95)
Largest Margin of Defeat.....14 (8/6/94)

Notable Alumni: Jake Arrieta, Zach Britton, Kevin Gausman, Mychal Givens, Manny Machado, Trey Mancini, Nick Markakis, Eduardo Rodriguez, Jonathan Schoop, Jayson Werth, Matt Wieters

Baysox Notes

- Bowie won their first championship in 2015, defeating Reading 3 games to 2.
- In their inaugural season in 1993, the Baysox played their home games at old Memorial Stadium in Baltimore. A handful of games were also played at the University of Maryland and the Naval Academy.
- In 1993, the name for the new franchise was put to the fans, and after more than 3,500 fans voted, the Baysox was chosen.

EASTERN LEAGUE OPPONENTS

ERIE SEAWOLVES

110 East 10th Street
Erie, PA 16501
Phone (814) 456-1300
Fax (814) 456-7520
www.seawolves.com



TEAM INFORMATION/PERSONNEL

Affiliation.....Detroit Tigers
Stadium.....UPMC Park
Year Opened.....1995
Capacity.....6,000
Field Dimensions.....LF: 317', CF: 400', RF: 328'
2021 Attendance.....145,445 (10th)
Years in League.....1999-2022
League Titles.....None
Last Playoff Appearance.....2013

Owner.....Fernando Aguirre
President.....Greg Coleman
Media Contact.....Greg Gania
Broadcaster.....Greg Gania
Flagship Station.....Fox Sports Radio 1330 AM

Manager.....Gabe Alvarez
Hitting Coach.....John Murrian
Pitching Coach.....Dan Ricabal
Trainer.....Chris Vick
Strength & Conditioning.....Phil Hartt

2022 SEA DOGS VS. ERIE

At Portland
August 2-7

At Erie
None

2021 Team Leaders

G - Kerry Carpenter: 112
AVG - Riley Greene: .298
AB - Kerry Carpenter: 416
R - Ryan Kreidler: 67
H - Kerry Carpenter: 109
HR - Josh Lester: 25
RBI - Kerry Carpenter: 74
SB - Riley Greene: 12
2B - Kerry Carpenter: 24
3B - Riley Greene & Josh Lester: 5

ERA - A.J. Ladwig: 4.80
Wins - A.J. Ladwig: 6
Losses - A.J. Ladwig: 7
Games - Gerson Moreno: 35
Games Started - A.J. Ladwig: 21
SV - Cale Coshow & Gerson Moreno: 7
IP - A.J. Ladwig: 101.1
SO - A.J. Ladwig: 82
BB - Joey Wentz: 33

SEA DOGS RECORD VS. ERIE

2021 Record.....N/A
2021 @ Portland.....N/A
2021 @ Erie.....N/A
All Time Record.....68-63
Playoff Record.....3-2
Largest Margin of Victory.....15 (8/10/16)
Largest Margin of Defeat.....17 (8/8/18)

Notable Alumni: Alex Avila, Nick Castellanos, Michael Fulmer, Charlie Furbush, Avisail Garcia, Curtis Granderson, John Lackey, Andrew Miller, Aramis Ramirez, Fernando Rodney, Eugenio Suarez, Justin Verlander, Dontrelle Willis

SeaWolves Notes

- South Portland, Maine native Charlie Furbush made five starts for the SeaWolves in 2010 posting a 1-0 record with a 3.24 ERA.
- The SeaWolves first joined the New York-Penn League in 1995 as an affiliate of the Pittsburgh Pirates.
- In 1999, the SeaWolves joined the Double-A Eastern League as an affiliate of the Anaheim Angels.
- Erie became a Detroit Tigers affiliate in 2001.

EASTERN LEAGUE OPPONENTS

HARRISBURG SENATORS

245 Championship Way
Harrisburg, PA 17101
Phone (717) 231-4444
Fax (717) 231-4445
www.senatorsbaseball.com



TEAM INFORMATION/PERSONNEL

Affiliation.....Washington Nationals
Stadium..... FNB Field
Year Opened.....1987
Capacity.....6,300
Field Dimensions.....LF: 325', CF: 400', RF: 325'
2021 Attendance.....167,810 (9th)
Years in League.....1924-35, 1987-2022
League Titles: (9) 1927, 1928, 1931, 1987, 1993, 1996-99
Last Playoff Appearance.....2019

Principal Owner.....Mark Butler
VP/General Manager.....Randy Whitaker
Media Contact.....Terry Byrom
Broadcaster.....Terry Byrom
Flagship Station...CBS Sports Radio: 96.5/96.3 FM/1400 AM

Manager.....Tripp Keister
Hitting Coach.....Micah Franklin
Pitching Coach.....Justin Lord
Trainer.....T.D. Swingord
Strength & Conditioning.....R.J. Guyer

2022 SEA DOGS VS. HARRISBURG

At Portland
May 17-22

At Harrisburg
April 12-17

2021 Team Leaders

G - Cole Freeman: 99
AVG - Cole Freeman: .267
AB - Cole Freeman: 397
R - Cole Freeman: 57
H - Cole Freeman: 106
HR - K.J. Harrison: 14
RBI - Aldrem Corredor: 52
SB - Cole Freeman: 15
2B - K.J. Harrison: 20
3B - Osvaldo Duarte: 3

ERA - Mario Sanchez: 3.98
Wins - Luis Reyes: 7
Losses - Tim Cate: 10
Games - Bryan Dobzanski & Jhon Romero: 33
Games Started - Tim Cate: 21
SV - Frankie Bartow: 10
IP - Mario Sanchez: 106.1
SO - Mario Sanchez: 107
BB - Tim Cate: 37

SEA DOGS RECORD VS. HARRISBURG

2021 Record.....8-4
2021 @ Portland.....5-1
2021 @ Harrisburg.....3-3
All Time Record.....108-114
Playoff Record.....3-2
Largest Margin of Victory.....14 (6/19/12)
Largest Margin of Defeat.....11* (8/22/15)

*Occurred multiple times, most recent listed

Notable Alumni: Ian Desmond, Vladimir Guerrero, Bryce Harper, Cliff Lee, Brandon Phillips, Wilson Ramos, Anthony Rendon, Victor Robles, Juan Soto, Drew Storen, Stephen Strasburg, Trea Turner, Jordan Zimmermann, Ryan Zimmerman

Senators Notes

- The Senators won four consecutive Eastern League titles from 1996-1999. The fourth in 1999 came in dramatic fashion on a Milton Bradley walk-off grand slam to right-center field.
- Harrisburg's Pitching Coach in 2019 was former Sea Dog Michael Tejera, who was the 1999 Eastern League Pitcher of the Year.
- Parts of the movie Major League 2 were filmed at Harrisburg's ballpark

EASTERN LEAGUE OPPONENTS

HARTFORD YARD GOATS

1214 Main Street
Hartford, CT 06103
Phone: (860) 246-4628
Fax: (860) 247-4628
www.yardgoatsbaseball.com



TEAM INFORMATION/PERSONNEL

Affiliation.....Colorado Rockies
Stadium.....Dunkin' Donuts Park
Year Opened.....2017
Capacity.....6,121
Field Dimensions.....LF: 325', CF: 400', RF: 306'
2021 Attendance.....287,752 (1st)
Years in League.....2016-2022
League Titles.....None
Last Playoff Appearance.....None

Owner.....Josh Solomon
General Manager.....Mike Abramson
Media Contact.....Jeff Dooley
Broadcaster.....Jeff Dooley
Flagship Station.....1410 AM WPOP

Manager.....Chris Denorfia
Hitting Coach.....Tom Sutaris
Pitching Coach.....Blaine Beatty
Trainer.....Kelsey Branstetter
Strength & Conditioning.....Mason Rook

SEA DOGS RECORD VS. HARTFORD

2021 Record.....16-8
2021 @ Portland.....10-2
2021 @ Hartford.....6-6
All Time Record.....47-61
Largest Margin of Victory.....11, 3x (9/16/21)
Largest Margin of Defeat.....8, 2x (5/15/19)

Notable Alumni: Matt Carasiti, David Dahl, Kyle Freeland, German Marquez, Ryan McMahon, Antonio Senzatel, Trevor Story, Raimel Tapia, Pat Valaika

2022 SEA DOGS VS. HARTFORD

At Portland
June 7-12
August 23-28

At Hartford
May 10-15
July 26-31

2021 Team Leaders

G - Coco Montes: 116
AVG - Elehuris Montero: .279
AB - Coco Montes: 431
R - Sean Bouchard: 58
H - Coco Montes: 111
HR - Elehuris Montero: 22
RBI - Elehuris Montero: 69
SB - Matt Hearn: 27
2B - Coco Montes: 37
3B - Sean Bouchard & Coco Montes: 3

ERA - Julian Fernandez: 3.45
Wins - Ryan Feltner: 5
Losses - Karl Kauffmann: 11
Games - Yoan Aybar: 49
Games Started - Karl Kauffmann: 18
SV - Reagan Todd
IP - Matt Dennis: 96.0
SO - Ryan Feltner: 80
BB - Karl Kauffmann: 41

Yard Goats Notes

- Formerly the New Britain Rock Cats, the Yard Goats moved to Hartford prior to the 2016 season. A Yard Goat is an old railroad slang term for an engine that switches a train to get it ready for another locomotive. Hartford selected the name after holding a "Name the Team" contest that drew close to 6,000 submissions. Team officials picked Yard Goats over Hedgehogs, Praying Mantis, River Hogs, and Whirlybirds.
- The Colorado Rockies previously fielded a team in the Eastern League with the New Haven Ravens from 1994-98.

EASTERN LEAGUE OPPONENTS

NEW HAMPSHIRE FISHER CATS

1 Line Drive
Manchester, NH 03101
Phone: (603) 641-2005
Fax: (603) 641-2055
www.nhfishercats.com



TEAM INFORMATION/PERSONNEL

Affiliation.....Toronto Blue Jays
Stadium.....Northeast Delta Dental Stadium
Year Opened.....2005
Capacity.....6,500
Field Dimensions.....LF: 326', CF: 400', RF: 306'
2021 Attendance.....183,730(8th)
Years in League.....1969-'71, 2004-2022
League Titles.....3 (2004, 2011, 2018)
Last Playoff Appearance.....2018

Partner.....Art Solomon, Rick Brenner, Tom Silvia
President.....Mike Ramshaw
Media Contact.....TBA
Broadcasters.....Bob Lipman/TBA
Flagship Station.....WGIR 610 AM

Manager.....Cesar Martin
Hitting Coach.....Matt Hague
Pitching Coach.....Jim Czajkowski
Position Player Coach.....Chris Schaeffer
Trainer.....Luke Green
Strength & Conditioning.....Casey Callison

SEA DOGS RECORD VS. NEW HAMPSHIRE

2021 Record.....19-15
2021 @ Portland.....9-9
2021 @ New Hampshire.....10-6
All-Time Record.....218-193
Largest Margin of Victory.....18 (5/24/14)
Largest Margin of Defeat.....13 (9/6/04)

Notable Alumni: Travis d'Arnaud, Bo Bichette Jr, Danny Farquhar, Ryan Goins, Yan Gomes, Vladimir Guerrero Jr., Adeiny Hechavarria, Adam Lind, Shaun Marcum, Daniel Norris, Kevin Pillar, Aaron Sanchez, Marcus Stroman

2022 SEA DOGS VS.
NEW HAMPSHIRE

At Portland
April 8-10, June 28-July 3

At New Hampshire
May 31-June 5, July 22-24,
August 30-September 4

2021 Team Leaders

G- Samad Taylor: 87
AVG- Otto Lopez: .331
AB- Samad Taylor: 320
R- Samad Taylor: 69
H- Samad Taylor: 94
HR- Samad Taylor: 16
RBI- Vinny Capra: 58
SB- Samad Taylor: 30
2B- Otto Lopez: 24
3B- Vinny Capra: 4

ERA- Graham Spraker: 2.74
Wins- Maximo Castillo: 11
Losses- Simeon Woods Richardson: 5
Games- Andrew McInvale: 34
Games Started- Maximo Castillo: 20
SV- Adrian Hernandez: 4
IP- Maximo Castillo: 102.0
SO- Maximo Castillo: 89
BB- Maximo Castillo: 35

Fisher Cats Notes

- Manchester was home to the Yankees Double-A affiliate from 1969 to 1971.
- The Fisher Cats' largest home crowd in franchise history of 8,903 came on May 26, 2009 against the Portland Sea Dogs at MerchantsAuto.com Stadium. John Smoltz was Portland's starting pitcher, appearing with the team on a Major League rehab assignment. The righty allowed one run on three hits over three and one-third innings. Portland won the game 5-1.

EASTERN LEAGUE OPPONENTS

READING FIGHTIN PHILS

1900 Centre Avenue/Route 61 South
Reading, PA 19605
Phone: (610) 375-8469
Fax: (610) 373-5868
www.fightins.com



TEAM INFORMATION/PERSONNEL

Affiliation.....Philadelphia Phillies
Stadium.....First Energy Stadium
Year Opened.....1951
Capacity.....9,000
Field Dimensions.....LF: 330', CF: 400', RF: 330'
2021 Attendance.....226,667 (3rd)
Years in League.....'33-'35, '52-'61, '63-'65, 1967-2021
League Titles.....(5) 1957, 1968, 1973, 1995, 2001
Last Playoff Appearance.....2019

Managing Partner.....Craig Stein
GM.....Scott Hunsicker
Media Contact.....Emily Messina
Broadcaster.....Emily Messina
Flagship Station.....CBS Sports Radio 98.5 FM/1240 AM

Manager.....Shawn Williams
Hitting Coach.....Tyler Henson
Pitching Coach.....Matt Hockenberry
Trainer.....Andrew Dodgson
Strength & Conditioning.....Bruce Peditto

2022 SEA DOGS VS. READING

At Portland
May 3-8

At Reading
June 14-19, August 16-21

2021 Team Leaders

G- Josh Stephen: 97
AVG- Bryson Stott: .301
AB- Madison Stokes: 342
R- Bryson Stott: 49
H- Bryson Stott: 94
HR- Luke Miller: 13
RBI- Josh Stephen: 44
SB- Gamboa/Kroon/Stott: 6
2B- Bryson Stott: 22
3B- Daniel Brito: 4

ERA- Zach Warren: 2.64
Wins- Austin Ross: 7
Losses- Francisco Morales: 13
Games- Zach Warren: 37
Games Started- Francisco Morales: 20
SV- Brian Marconi: 15
IP- Francisco Morales: 83.0
SO- Francisco Morales: 110
BB- Francisco Morales: 60

SEA DOGS RECORD VS. READING

2021 Record.....7-5
2021 @ Portland.....1-5
2021 @ Reading.....6-0
All-Time Record.....154-189
Largest Margin of Victory.....12 (7/18/11)
Largest Margin of Defeat.....13 (9/6/04)

Notable Alumni: Michael Bourn, Larry Bowa, Pat Burrell, Marlon Byrd, Darren Daulton, Julio Franco, Maikel Franco, Gio Gonzalez, Cole Hamels, J.A. Happ, Rhys Hoskins, Ryan Howard, Scott Kingery, Mickey Morandini, Aaron Nola, Scott Rolen, Jimmy Rollins, Ryne Sandberg, Mike Schmidt

Fightin Phils Notes

- Reading Fightin Phils became the new name for the team in 2013, after spending 1967-2012 as the Reading Phillies.
- Reading became home to the Class-A affiliate of the Boston Red Sox in the New York-Penn League (now the Eastern League) in 1933.
- From 1963-64, Reading was the Double-A affiliate of the Boston Red Sox.

EASTERN LEAGUE OPPONENTS

RICHMOND FLYING SQUIRRELS

3001 N. Boulevard
Richmond, VA 23230
Phone: (804) 359-3866
Fax: (804) 359-1373
www.squirrelsbaseball.com



TEAM INFORMATION/PERSONNEL

Affiliation.....San Francisco Giants
Stadium.....The Diamond
Year Opened.....1985
Capacity.....9,560
Field Dimensions.....LF: 330', CF: 402', RF: 330'
2021 Attendance.....275,169 (2nd)
Years in League.....2010-2022
League Titles.....None
Last Playoff Appearance.....2014

Vice President/GM.....Ben Rothrock
Chief Executive.....Todd "Parney" Parnell
Media Contact.....Trey Wilson
Broadcaster.....Trey Wilson
Flagship Station.....Fox Sports 910 AM

Manager.....Dennis Pelfrey
Hitting Coach.....Danny Santin
Pitching Coach.....Paul Oseguera
Trainer.....Chris Walsh
Strength & Conditioning.....Matt Jordan

SEA DOGS RECORD VS. RICHMOND

2021 Record.....N/A
2021 @ Portland.....N/A
2021 @ Richmond.....N/A
All Time Record.....29-31
Largest Margin of Victory.....7 (6/18/16)
Largest Margin of Defeat.....6 (6/5/19*)

*Occurred multiple times, most recent listed

Notable Alumni: Brandon Belt, Brandon Crawford, Matt Duffy, Mike MacDonald, Joe Panik, Hunter Strickland, Kelby Tomlinson

2022 SEA DOGS VS.
RICHMOND

At Portland
August 9-14

At Richmond
June 21-26

2021 Team Leaders

G- David Villar: 106
AVG- Diego Rincones: .290
AB- David Villar: 385
R- David Villar: 70
H- David Villar: 106
HR- David Villar: 20
RBI- Frankie Tostado: .249
SB- Simon Whiteman: 17
2B- David Villar: 29
3B- Vince Fernandez: 4

ERA- Patrick Ruotolo: 2.68
Wins- Williams/Morris: 6
Losses- Michael Plassmeyer: 9
Games- Marciano/Ruotolo: 39
Games Started- Michael Plassmeyer: 19
SV- Patrick Ruotolo: 11
IP- Michael Plassmeyer: 109.1
SO- Michael Plassmeyer: 124
BB- Trenton Toplikar: 36

Flying Squirrels Notes

- "The Diamond" is shared with the Virginia Commonwealth University baseball team.
- The Richmond region is home to the first canal system in the United States, designed by George Washington.
- The Giants had been represented in the Eastern League by two prior teams before their affiliation with Richmond began in 2010: The Norwich Navigators (2003-05) and the Connecticut Defenders (2006-09).

EASTERN LEAGUE OPPONENTS

SOMERSET PATRIOTS

1 Patriots Way
Bridgewater, NJ
Phone: (908) 252-0700

www.somersetpatriots.com

TEAM INFORMATION/PERSONNEL

Affiliation.....New York Yankees
Stadium.....TD Bank Ballpark
Year Opened.....1999
Capacity.....10,000
Field Dimensions.....LF: 317', CF: 402', RF: 315'
2021 Attendance.....205,246 (7th)
Years in League.....2021-2022
League Titles.....N/A
Last Playoff Appearance.....N/A

Chairman Emeritus.....Steve Kalafer
President/GM.....Patrick McVerry
Media Contact.....Marc Russinoff
Broadcaster.....Steven Cusumano
Flagship Station.....1450AM WCTC Talk Radio

Manager.....Julio Mosquera
Hitting Coach.....Joe Migliaccio
Pitching Coach.....Daniel Moskos
Defensive Coach.....Caonabo Cosme
Defensive Coach.....Jose Javier
Trainer.....Jimmy Downam
Strength & Conditioning.....Ryan Williams

SEA DOGS RECORD VS. SOMERSET

2021 Record.....6-6
2021 @ Portland.....2-4
2021 @ Reading.....4-2
All-Time Record.....6-6
Largest Margin of Victory.....5 (8/15/21)
Largest Margin of Defeat.....8 (6/23/21)

Notable Alumni: Robinson Cancel, Nick Turley, Buddy Boshers, Tim Raines, Brandon Puffer, Mike Glavine, Brandon Knight



2022 SEA DOGS VS.
SOMERSET

At Portland
May 24-29, July 12-17

At Somerset
April 26-May 1, September 13-18

2021 Team Leaders

G- Beltre & Cabrera: 109
AVG- Oswald Peraza: .294
AB- Oswaldo Cabrera: 437
R- Michael Beltre: 72
H- Oswaldo Cabrera: 112
HR- Dermis Garcia: 31
RBI- Oswaldo Cabrera
SB- Michael Beltre: 37
2B- Oswaldo Cabrera: 29
3B- Michael Beltre: 8

ERA- Michael Gomez: 3.12
Wins- Hayden Wesneski: 8
Losses- Zach Greene: 5
Games- Michael Gomez: 31
Games Started- Jansen Junk: 17
SV- Russ & Weissert: 4
IP- Jansen Junk: 93.0
SO- Ken Waldichuk: 108
BB- Luis Medina: 41

Patriots Notes

- Yankees legend and 1977 Cy Young Award Winner Sparky Lyle is their Manager Emeritus. Lyle managed the Somerset Patriots from 1998-2012
- Since the team began play in 1998, 21 former Somerset Patriots have either returned to the MLB level or made their Big League debut after their Atlantic League service in Somerset.
- The Patriots have now been members of two leagues in their two seasons in Minor League Baseball: The Double-A Northeast League (2021) and Eastern League (2022).

SERIES SWEEPS

Akron	Total	Won/Lost	Home/Road	Last Time
	4	Won	Road	June 14-16, 2019 (3-game)
	2	Won	Home	May 7-9, 1997 (3-game)
	6	Lost	Road	August 7-9, 2015 (3-game)
	3	Lost	Home	August 12-14, 2016 (2-game) August 12-14, 2014 (3-game)
Albany-Colonie	Total	Won/Lost	Home/Road	Last Time
	1	Won	Road	July 4-5, 1994 (2-game)
	0	Won	Home	----
	1	Lost	Road	July 15-17, 1994 (3-game)
	1	Lost	Home	May 13-15, 1994 (3-game)
Altoona	Total	Won/Lost	Home/Road	Last Time
	3	Won	Road	June 10-11, 2014 (2-game)
	4	Won	Home	August 14-16, 2012 (3-game)
	3	Lost	Road	June 22-24, 2010 (3-game)
	2	Lost	Home	May 20, 2016 (1-game) August 7-9, 2007 (3-game)
Binghamton	Total	Won/Lost	Home/Road	Last Time
	6	Won	Road	May 31-June, 2019 (3-game)
	4	Won	Home	April 13-14, 2018 (2-game)
	8	Lost	Road	April 5-8, 2018 (3-game)
	12	Lost	Home	July 10-13, 2016 (4-game)
Bowie	Total	Won/Lost	Home/Road	Last Time
	3	Won	Road	August 10-12, 2010 (3-game)
	4	Won	Home	June 11-13, 1996 (4-game)
	4	Lost	Road	June 12-14, 2012 (3-game)
	5	Lost	Home	June 7-9, 2016 (3-game)
Erie	Total	Won/Lost	Home/Road	Last Time
	3	Won	Road	June 8-10, 2010 (3-game)
	4	Won	Home	June 9-11, 2017 (3-game)
	1	Lost	Road	August 1-3, 2006 (3-game)
	2	Lost	Home	June 17-19, 2005 (3-game)
Harrisburg	Total	Won/Lost	Home/Road	Last Time
	4	Won	Road	August 19-21, 2014 (3-game)
	2	Won	Home	August 15-17, 2008 (3-game)
	5	Lost	Road	July 29-August 1, 2010 (4-game)
	2	Lost	Home	August 22-24, 2011(3-game)
Hartford	Total	Won/Lost	Home/Road	Last Time
	1	Won	Road	May 1-3, 2017
	1	Won	Home	July 6-11, 2021 (6-game)
	4	Lost	Road	May 28-30, 2019 (2-game)
	1	Lost	Home	April 24, 2017 (1-game)
New Britain	Total	Won/Lost	Home/Road	Last Time
	14	Won	Road	April 18-19, 2014 (3-game)
				July 22-24, 2013 (4-game)
	13	Won	Home	July 5-6, 2014 (3-game)
	10	Lost	Road	May 12-14, 2011 (4-game)
New Hampshire	Total	Won/Lost	Home/Road	Last Time
	6	Won	Road	August 22-24, 2014 (3-game)
	4	Won	Home	July 23-26 2015 (4-game)
	6	Lost	Road	May 9-11, 2016 (3-game)
	1	Lost	Home	August 24-26, 2004 (3-game)

SERIES SWEEPS

New Haven	Total	Won/Lost	Home/Road	Last Time
	2	Won	Road	July 16-19, 2001 (4-game)
	5	Won	Home	May 25-28, 1995 (4-game)
	3	Lost	Road	July 26-28, 1999 (3-game)
	5	Lost	Home	June 7-8, 2000 (3-game)
Norwich/CT	Total	Won/Lost	Home/Road	Last Time
	5	Won	Road	June 2-4, 2006 (3-game)
	7	Won	Home	April 14-16, 2008 (3-game)
	3	Lost	Road	April 7-10, 2005 (4-game)
	1	Lost	Home	July 26-28, 2002 (4-game)
Reading	Total	Won/Lost	Home/Road	Last Time
	3	Won	Road	May 27-29, 1997 (3-game)
	3	Won	Home	July 13-18, 2021 (6-game)
	7	Lost	Road	April 7-9, 2017 (3-game)
	7	Lost	Home	June 27-30, 2019 (4-game)
Richmond	Total	Won/Lost	Home/Road	Last Time
	3	Won	Road	May 15, 2018 (1-game, at Reading)
	1	Won	Home	August 20-21, 2019 (2-game)
	1	Lost	Road	May 31-June 2, 2016 (3-game)
	1	Lost	Home	June 19-21, 2018 (4-game)
Trenton	Total	Won/Lost	Home/Road	Last Time
	5	Won	Road	July 30-August 1, 2019 (3-game)
	10	Won	Home	August 15-17, 2014 (3-game)
	14	Lost	Road	July 30-August 1, 2013
	7	Lost	Home	August 6-8, 2013
Somerset	Total	Won/Lost	Home/Road	Last Time
	0	Won	Road	
	0	Won	Home	
	0	Lost	Road	
	0	Lost	Home	

Sea Dogs Record vs. MLB Organizations

<u>Organization</u>	<u>Record</u>
Anaheim	8-6
Baltimore	100-105
Boston	73-78
Cleveland	93-110
Colorado	103-116
Detroit	71-60
Minnesota	235-180
Montreal	55-57
New York Mets	245-270
New York Yankees	229-269
Philadelphia	154-189
Pittsburgh	66-66
San Francisco	104-102
Seattle	18-25
St. Louis	26-14
Toronto	228-203
Washington	61-61
Overall Record	1869-1911

2021 SEASON SUMMARY

After a cancelled season due to the global pandemic, the 2021 season was welcomed with open arms. Despite early restrictions, Hadlock Field opened to full capacity in June. Even with those restrictions on capacity, the Sea Dogs average 4,204 fans per game at Hadlock Field (fourth best in the Double-A Northeast League) and welcomed 210,211 fans in total throughout the 2021 season. On the field, the Sea Dogs included the top overall prospect in the Boston Red Sox system, Triston Casas, among other prospects such as Chris Murphy, Brayan Bello and Hudson Potts.

One of the biggest highlights of the 2021 season was a new franchise record 14-game winning streak. The longest winning streak until last season occurred in 1997 and spanned 12-games. The Sea Dogs finished the year 67-47, 2.5 games behind the newest addition to the Double-A Northeast League, Somerset Patriots. Josh Winckowski was named Portland's Pitcher of the Year after a standout season, leading the team in wins (8), ERA (4.14) and innings pitched (100.0). Joey Meneses was named the Sea Dogs' MVP after recording a .303 average through 50 games with 22 doubles, 10 home runs and 43 RBI before he was promoted to Triple-A Worcester.

The Sea Dogs had a multitude of Major League rehabbers that included Chris Sale, Matt Barnes, Ryan Brasier and Danny Santana. Sale pitched in his first-ever Double-A game on July 20th and tossed 3.2 shutout innings allowing just one walk and striking out six Harrisburg Senator hitters. He pitched again on July 25th, drawing one of the largest crowds in franchise history. Sale pitched another 3.2 innings and allowed two earned runs on six hits with nine strikeouts. The Sea Dogs went on to win the game, 6-5 in extra innings over Harrisburg courtesy of a walk-off single by Devlin Granberg.

Matt Barnes tossed 1.0 inning with the Sea Dogs on September 15 at Dunkin' Donuts Park in Hartford, Connecticut. Originally from Danbury, Connecticut and a former UCONN Huskey, Barnes allowed two earned runs on three hits while striking out two opposing batters. Brasier appeared in three games for Portland, tossing 3.0 shutout innings allowing just one hit while striking out two. He did not allow a free pass. Danny Santana spent the most time in a Sea Dogs uniform this year before rejoining the Red Sox. Through five games, Santana was very productive batting .412 with five runs scored. He also blasted three home runs and swiped two bases.

Team Awards

Most Valuable Player: Joey Meneses was named the Sea Dogs' MVP after recording a .303 average through 50 games with 22 doubles, 10 home runs and 43 RBI before he was promoted to Triple-A Worcester.

Pitcher of the Year: Josh Winckowski was named Portland's Pitcher of the Year after a standout season, leading the team in wins (8), ERA (4.14) and innings pitched (100.0).

Team Leaders

OF Joey Meneses led the Sea Dogs with a .303 batting average. Catcher Ronaldo Hernandez paced Portland with 16 home runs and finished the season with the most RBI (53). Infielder Ryan Fitzgerald recorded a team-high 30 doubles. First-baseman Triston Casas led the Double-A Northeast League in OBP, .395.

RHP Josh Winckowski led the pitching staff with eight wins and a 4.14 ERA. He started 20 games in 2021 and made one appearance out of the bullpen and tossed 100.0 innings. Jose Adames recorded the most saves (10) in 11 save opportunities.

Awards

Double-A Northeast League Player of the Week: Johan Mieses (May 24th-30th) & Triston Casas (August 30th-September 5th)

Double-A Northeast League Pitcher of the Week: Josh Winckowski (May 24th-30th) & Chris Murphy (August 16th-22nd and September 6th-12th)

Arizona Fall League: Triston Casas, Kole Cottam, Josh Winckowski

Promoted to Triple-A Worcester: Jose Adames, Seth Blair, Triston Casas, Kutter Crawford*, Ricardo Cubillan, Emmanuel De Jesus, Durbin Feltman, Ryan Fitzgerald, Ronaldo Hernandez, Zack Kelly, Matthew Kent, Jack Lopez, Tate Matherly, Joey Meneses, Johan Mieses, Jhonny Pereda, Jeremy Rivera, Grant Williams, Josh Winckowski,

*Called up to the Boston Red Sox.

2021 RECORD WHEN....

	HOME	AWAY	OVERALL
OVERALL	31-21	35-19	67-47
NIGHT	25-18	32-16	57-35
DAY	7-3	2-2	9-5
VS. LHP STARTER	3-4	2-1	5-5
VS. RHP STARTER	28-18	33-17	61-34
'DOGS SCORE FIRST	16-2	19-8	35-10
OPPONENTS SCORE FIRST	15-19	16-11	31-30
SCORING 4+ RUNS	29-7	27-7	56-14
SCORING <=3 RUNS	1-14	8-12	9-26
LEAD AFTER 5TH	20-2	24-4	44-6
LEAD AFTER 6TH	23-3	27-4	49-7
TIED AFTER 6TH	2-1	0-2	2-3
TRAIL AFTER 6TH	3-17	9-14	12-31
LEAD AFTER 7TH	26-2	28-2	54-4
TIED AFTER 7TH	3-2	2-1	5-3
TRAIL AFTER 7TH	2-16	5-17	7-32
LEAD AFTER 8TH	27-2	26-1	53-3
TIED AFTER 8TH	0-4	0-1	0-5
TRAIL AFTER 8TH	1-15	3-16	4-31
EXTRA INNINGS	1-2	1-1	2-3
DOUBLEHEADER GAMES	7-5	4-2	11-7
SHUTOUTS	3-2	2-2	5-4
ONE-RUN GAMES	7-3	10-5	17-8
TWO-RUN GAMES	7-5	3-1	11-6
GAMES DECIDED LAST AT-BAT	9-5	9-5	18-10
RECORD BATTING AROUND	9-1	8-0	17-1
WHEN HITTING A HOME RUN	20-14	30-12	49-26
COMMITTING AN ERROR	16-13	13-14	36-21
VS. NORTHEAST DIVISION	26-19	32-16	58-35
BINGHAMTON	4-3	6-3	10-6
HARTFORD	10-2	6-6	15-8
NEW HAMPSHIRE	9-7	10-6	19-13
READING	1-5	6-0	7-5
SOMERSET	2-4	4-2	6-6
VS. SOUTHWEST DIVISION	5-1	3-3	7-4
AKRON	0-0	0-0	0-0
ALTOONA	0-0	0-0	0-0
BOWIE	0-0	0-0	0-0
ERIE	0-0	0-0	0-0
HARRISBURG	5-1	3-3	8-4
RICHMOND	0-0	0-0	0-0
MONDAY	0-0	0-0	0-0
TUESDAY	4-3	5-3	9-6
WEDNESDAY	5-2	6-5	11-7
THURSDAY	4-5	8-2	12-7
FRIDAY	4-6	6-3	10-9
SATURDAY	7-2	5-4	12-6
SUNDAY	6-3	5-2	11-5
APRIL	0-0	0-0	0-0
MAY	9-3	6-6	15-9
JUNE	6-7	7-5	13-12
JULY	14-2	8-1	21-3
AUGUST	2-9	7-5	9-12
SEPTEMBER	3-0	8-2	10-2

- May 2** Preliminary Roster Announced
- May 11** Add RHP Adam Lau from Development List
Delete INF Jack Lopez - Promoted to AAA Worcester
- May 18** Delete P Zach Schellenger (to Injured List)
- May 19** Delete P Thaddeus Ward (to Injured List)
Add P Rio Gomez (from A+ Greenville)
- May 22** Add P Jake Thompson (from A+ Greenville)
- May 25** Delete INF Triston Casas (to Temporary Inactive List - Olympic Qualifiers)
Add INF Michael Osinski (from A+ Greenville)
- May 27** Delete P Enmanuel De Jesus (to Temporary Inactive List - Olympic Qualifiers)
Add P Seth Blair (from AAA Worcester)
- May 29** Delete C Roldani Baldwin (to Injured List retroactive to May 27)
Add C Oscar Rangel (from GCL Red Sox)
- June 2** Delete OF Johan Mieses (to AAA Worcester)
Add INF Ricardo Cubillan (from GCL Red Sox)
- June 7** Delete Ricardo Cubillan (to GCL Red Sox)
Delete Adam Lau (Released)
Delete Kutter Crawford (to Injured List)
Add Tate Matheny (from AAA Worcester)
Add Triston Casas (from Temporary Inactive List)
Add Enmanuel De Jesus (from Temporary Inactive List)
- June 10** Delete INF Michael Osinski (Released)
Add INF Hudson Potts (from Injured List)
- June 12** Delete INF Jeremy Rivera (to Injured List)
Add P Brayan Bello (from A+ Greenville)
- June 16** Delete OF Pedro Castellanos (to Injured List)
Add OF Devlin Granberg (from A+ Greenville)
- June 17** Delete C Roldani Baldwin (to Temporary Inactive List - Olympic Qualifier)
Add C Oscar Rangel (from Development List)
- June 22** Delete OF Joey Meneses (to Injured List, retroactive to 6/21)
Add OF Pedro Castellanos (from Injured List)
- June 26** Delete P Rio Gomez (to Development List)
Add P Kutter Crawford (from Injured List)
- June 29** Delete C Oscar Rangel (to Development List)
Add C Roldani Baldwin (from Temporary Inactive List)
Delete OF Tate Matheny (to AAA Worcester)
Add OF Joey Meneses (from Injured List)
- July 7** Delete P Jose Adames (to AAA Worcester)
Add P Alex Scherff (from A+ Greenville)
Delete P Jake Thompson (to Development List)
Add P Rio Gomez (from Development List)
- July 7** Delete INF Jeremy Rivera (to AAA Worcester)
- July 13** Delete P Denyi Reyes (to Temporary Inactive List - Olympics)
Add P Jake Thompson (from Development List)
- July 14** Delete P Seth Blair (to AAA Worcester)
- July 15** Delete P Matthew Kent (to AAA Worcester)
Delete C Roldani Baldwin (to Temporary Inactive List - Olympics)
Delete OF Joey Meneses (to Temporary Inactive List - Olympics)
Add P Zach Schellenger (from Injured List)
Add C Oscar Rangel (from Development List)
- July 16** Delete INF Triston Casas (to Temporary Inactive List - Olympics)
Add INF Tyreque Reed (from A+ Greenville)
Add INF Ricardo Cubillan (from A+ Greenville)
- July 17** Add P Victor Santos (Acquired in trade with Philadelphia Phillies)
- July 20** Add P Chris Sale (MLB Rehab Assignment)

2021 TRANSACTIONS

- July 23** Delete INF Grant Williams (to AAA Worcester)
Delete P Kutter Crawford (to AAA Worcester)
Delete P Durbin Feltman (to AAA Worcester)
Add P Matthew Kent (from AAA Worcester)
Add INF Nick Sogard (from A+ Greenville)
- July 24** Delete P Enmanuel De Jesus (to AAA Worcester)
- July 29** Delete P Zack Kelly (to AAA Worcester)
Delete INF Ryan Fitzgerald (to AAA Worcester)
Delete C Jhonny Pereda (to AAA Worcester)
Add RHP Jose Disla (from Injured List)
Add C Kole Cottam (from A+ Greenville)
Add OF Wil Dalton (from A+ Greenville)
- July 31** Add P Chris Murphy (from A+ Greenville)
Add P Enmanuel De Jesus (from A+ Greenville)
- August 6** Add INF Grant Williams (from AAA Worcester)
- August 10** Delete INF Nick Sogard (to A+ Greenville)
Delete P Zach Schellenger (to Development List)
Add INF Triston Casas (from Temporary Inactive List)
Add INF Cameron Cannon (from A+ Greenville)
- August 11** Delete OF Wil Dalton (to A+ Greenville)
Delete C Oscar Rangel (to Development List)
Add C Roldani Baldwin (from Temporary Inactive List)
Add P Denyi Reyes (from Temporary Inactive List)
- August 17** Delete INF Ricardo Cubillan (to Complex)
Add INF Ryan Fitzgerald (from AAA Worcester)
- August 21** Delete C Roldani Baldwin (to AAA Worcester)
- August 22** Add C Roldani Baldwin (from AAA Worcester)
- August 24** Delete OF Pedro Castellanos (to Injured List)
Add INF Jeremy Rivera (from AAA Worcester)
Add INF Danny Santana (MLB Rehab Assignment)
Add P Ryan Brasier (MLB Rehab Assignment)
- August 29** Delete INF Jeremy Rivera (to AAA Worcester)
- August 30** Delete INF Tanner Nishioka (Voluntary Retired List)
- August 31** Delete INF Grant Williams (to AAA Worcester)
Add P Zach Schellenger (from Development List)
Add INF Nick Sogard (from A+ Greenville)
- Sept. 2** Delete INF Danny Santana
- Sept. 3** Delete P Matthew Kent (to AAA Worcester)
Add P Jay Groome (from A+ Greenville Drive)
Add INF Karson Simas (from FCL)
- Sept. 4** Delete INF Karson Simas (to FCL)
Add INF Ricardo Cubillan (from AAA Worcester)
- Sept. 9** Delete INF Ricardo Cubillan (to Development List)
Add INF Pedro Castellanos (from Injured List)
- Sept. 11** Delete INF Nick Sogard (to A+ Greenville)
Add INF Grant Williams (from AAA Worcester)
- Sept. 14** Delete INF Grant Williams (to AAA Worcester)
Add C Oscar Rangel (from Development List)
Delete P Jose Disla (to Development List)
Add P Matthew Kent (from AAA Worcester)
- Sept. 15** Add P Matt Barnes (MLB Rehab Assignment)
- Sept. 16** Delete C Roldani Baldwin (to Injured List)
Add INF Ricardo Cubillan (from Development List)
- Sept. 17** Delete P Brayan Bello (to Development List)
Add INF Grant Williams (from AAA Worcester)

2021 HIGHS & LOWS

Individual Batting

At-Bats, Game	6	Multiple
Most Plate Appearances	6	Casas, Mieses, Meneses 5/12 at Hartford
Runs, Game	3	Casas, Castellanos 5/12 at Hartford; Meneses 5/18 @ NH
Hits, Game	4	Multiple
Singles, Game	4	Williams 5/14 at Hartford; Castellanos 6/29 at NH
Doubles, Game	3	Fitzgerald, 7/13 at Reading
Triples, Game	1	Multiple
Home Runs, Game	2	4x, last 9/3 Triston Casas at New Hampshire
RBI, Game	6	Casas 5/12 at Hartford
Extra-Base Hits, Game	3	Multiple
Total Bases, Game	11	Casas 5/12 @ Hartford
Base on Balls, Game	3	Casas 8/25 vs Reading; Rosario 8/26 vs Reading
Strikeouts, Game	4	Multiple
Stolen Bases, Game	3	Williams 6/23 G1 vs Somerset
Longest Hitting Streak	11	Meneses

Individual Pitching

Strikeouts Starter, Game	8	Chris Murphy, Josh Winckowski
Strikeouts Reliever, Game	8	Zack Kelly (5/7 vs. New Hampshire)
Walks, Game	6	5/7 vs. New Hampshire
Runs Allowed, Game	5	Multiple
Earned Runs Allowed, Game	6	AJ Politi (6/9 vs New Hampshire)
Most Hits Allowed, Game	8	AJ Politi (6/9 vs. New Hampshire)
Most Innings Pitched, Starter	6.0	Winckowski, (5/12 @ Hartford); Politi (5/28)
Fewest Innings Pitched, Starter	0.1	Josh Winckowski
Most Innings Pitched, Reliever	4.0	Denyi Reyes (5/8 vs. New Hampshire)
Consecutive Scoreless, Starter	6.0	Winckowski, (5/29 vs Hartford)
Consecutive Scoreless, Reliever	2.1	Dominic LoBrutto (5/6 vs. New Hampshire)
Consecutive Wins, Season	4	Matthew Kent
Consecutive Losses, Season	3	Frank German
Most HR Allowed, Game	2	5/12 @ Hartford
Most WP Allowed, Game	2	Durbin Feltman (5/4 vs. New Hampshire)
Most Pitches Thrown	89	Chris Murphy (8/17 vs Binghamton)

Team Miscellaneous

Longest Winning Streak	15*	7/4-7/22
Longest Losing Streak	6	8/21 - 8/27
Longest Home Winning Streak	7	Current
Longest Road Winning Streak	7	7/4 - Current
Longest Home Losing Streak	3	6/10 - Current
Longest Road Losing Streak	3	5/14 - 5/16 @ Hartford
Longest Nine-Inning Game, Time	3:37	5/7 vs. New Hampshire; 5/18 @ New Hampshire
Longest Extra-Inning Game, Time	4:03	6/29 @ New Hampshire
Shortest Nine-Inning Game, Time	2:20	6/5 @ Harrisburg
Longest Game, Innings	10	6/11 vs NH; 6/29 @ NH
Longest Seven-Inning Game, Time	3:02	5/6 vs. New Hampshire
Largest Margin of Victory	+9	5/12 @ Hartford; 7/18 @ Reading
Largest Margin of Defeat	-12	5/20 @ New Hampshire
Largest Crowd, Hadlock Field	6,032	6/13 vs New Hampshire
Largest Crowd, Road	6,850	9/18 @ Hartford
Largest Deficit Overcome in Win	6 Runs	6/9 vs New Hampshire
Largest Lead Surrendered in Loss	2 runs	5/14 @ Hartford; 5/20 @ New Hampshire
Comeback Wins	4	Multiple

* - Team Record

T – Ties Team Record

L – League Record

2021 HIGHS & LOWS

Team Batting

Runs, Game, Sea Dogs	15	7/18 @ Reading
Runs, Game, Opponent	14	6/11 vs New Hampshire
Runs, Inning, Sea Dogs	11	2nd Inning, 9/16 @ Hartford
Runs, Inning, Opponent	8	5/20 @ New Hampshire; 6/11 vs New Hampshire
Hits, Game, Sea Dogs	20	8/28 vs Reading
Hits, Game, Opponent	20	6/11 vs New Hampshire
Extra-Base Hits, Game, Sea Dogs	9	5/12 @ HRT; 7/13 @ REA; 8/28 vs REA
Extra-Base Hits, Game, Opponent	6	7/13 @ Reading
Home Runs, Game, Sea Dogs	5	5/12 @ Hartford; Baldwin, Casas (2), Mieses, Meneses
Home Runs, Game, Opponent	3	5/20 @ New Hampshire; 6/2 @ Harrisburg
Singles, Game, Sea Dogs	11	8/28 vs Reading
Singles, Game, Opponent	11	5/21 @ New Hampshire
Doubles, Game, Sea Dogs	7	8/28 vs Reading
Doubles, Game, Opponent	4	5/4 vs. New Hampshire
Triples, Game, Sea Dogs	2	Williams and Fitzgerald 6/29 @ NH
Triples, Game, Opponent	1	Multiple
Total Bases, Game, Sea Dogs	36	5/12 @ Hartford
Total Bases, Game, Opponent	23	5/4 vs. New Hampshire
Left on Base, Game, Sea Dogs	14	8/29 vs Reading
Left on Base, Game, Opponent	15	5/4 vs. New Hampshire
Stolen Bases, Game, Sea Dogs	2	5/4 vs. New Hampshire
Stolen Bases, Game, Opponent	3	5/20 @ New Hampshire
Caught Stealing, Game, Sea Dogs	1	Multiple
Caught Stealing, Game, Opponent	2	5/7 vs. New Hampshire
Sacrifice Flies, Game, Sea Dogs	2	Potts & Granberg, 8/29 vs Reading
Sacrifice Flies, Game, Opponent	1	Multiple

Team Fielding

Double Plays, Game, Dogs	3	6/6 @ Harrisburg
Double Plays, Game, Opp.	2	5/11 @ Hartford; 5/19 @ New Hampshire
Errors, Game, Sea Dogs	5	5/11 @ Hartford
Errors, Game, Opponent	4	5/30 vs Hartford
Errors, Game, Individual	2	Fitzgerald (5/11 @ Hartford)

Team Pitching

Strikeouts, Sea Dogs	18	8/15 @ Somerset
Strikeouts (Extra-innings), Sea Dogs	1	Multiple
Strikeouts, Opponent	18	6/11 vs New Hampshire
Strikeouts (Extra-innings), Opponent	3	6/11 vs New Hampshire
Base on Balls, Game, Sea Dogs	7	5/4 vs. New Hampshire
Base on Balls, Game, Opponent	9	5/9 vs New Hampshire; 5/18 @ New Hampshire
Fewest Hits Allowed, Game, 'Dogs	2	6/1 @ Harrisburg
Fewest Hits Allowed, Game, Opp.	1	8/18 vs Binghamton
Pitchers Used, Game, Sea Dogs	7	6/13 vs New Hampshire; 8/29 vs Reading
Pitchers Used, Game, Opponents	5	Multiple
Total Quality Starts, Sea Dogs	1	Winowski, 5/12 @ Hartford

2021 DAY-BY-DAY

DATE	OPP.	RESULT	RECORD	GB	WIN	LOSS	SAVE	TIME	ATT.
5/4	NH	L 11-2	0-1	-1.0	Logue	Politi	-	3:33	1,835
5/5	NH	Postponed	Due To	Weather					
5/6	NH	W 9-6 (7)	1-1	T1st	De Jesus	Taylor	Adames	3:02	1,240
5/6	NH	W 4-3 (7)	2-1	T1st +1.0	Kent	Harris	--	2:16	1,240
5/7	NH	W 9-4	3-1	T1st +1.5	Kelly	Stadler	--	3:37	1,484
5/8	NH	W 5-1	4-1	T1st +2.0	Reyes	Castillo		2:39	1,835
5/9	NH	W 12-6	5-1	T1st +2.5	LoBrutto	Jimenez	--	3:33	1,835
5/10	OFF	DAY							
5/11	@HRT	L 8-4	5-2	T1st +3.0	Bird	German	--	3:19	3,021
5/12	@HRT	W 14-3	6-2	1st +1.0	Winckowski	Gaddis	--	2:53	2,896
5/13	@HRT	W 6-5	7-2	1st +1.0	Kent	Duncan	Adames	2:54	2,960
5/14	@HRT	L 5-4	7-3	1st +1.0	Aybar	LoBrutto	--	2:46	2,963
5/15	@HRT	L 5-1	7-4	1st +0.5	Rolison	Politi		2:54	3,058
5/16	@HRT	L 5-3	7-5	T1st +2.0	Todd	German	Doyle	3:14	2,987
5/17	OFF	DAY							
5/18	@NH	W 12-6	8-5	T1st +3.0	Feltman	Ryan	--	3:37	1,198
5/19	@NH	W 3-2	9-5	T1st +4.0	Kent	Rodning	Adames	2:54	1,312
5/20	@NH	L 12-2	9-6	2nd -1.0	Castillo	Crawford	--	3:15	2,071
5/21	@NH	L 12-4	9-7	2nd -2.0	Logue	Politi	--	3:16	2,054
5/22	@NH	W 7-6	10-7	2nd -2.0	Thompson	Rodning	Adames	3:19	3,141
5/23	@NH	W 7-2	11-7	2nd -2.0	Lau	Gaston	--	3:06	2,272
5/24	OFF	DAY							
5/25	HRT	L 8-5	11-8	2nd -3.0	Duncan	De Jesus	--	3:08	1,364
5/26	HRT	W 5-1 (5)	12-8	2nd -2.5	Crawford	Dennis	--	1:22	1,540
5/27	HRT	W 4-2	13-8	2nd -2.0	Politi	Kauffmann	Adames	2:40	1,367
5/28	HRT	L 10-2	13-9	2nd -2.5	Schilling	German	--	2:47	2,087
5/29	HRT	W 4-3	14-9	2nd -2.0	Winckowski	Gaddis	Adames	2:31	2,087
5/30	HRT	W 5-0	15-9	2nd -1.5	Reyes	Duncan	--	2:45	2,087
5/31	OFF	DAY							
6/1	@HBG	W 2-1	16-9	2nd -1.5	Olson	Lee	Adames	2:28	1,378
6/2	@HBG	L 6-5	16-10	2nd -2.5	Sanchez	Politi	Bartow	2:58	1,584
6/3	@HBG	W 7-0	17-10	2nd -2.0	German	Tapani	--	2:45	1,359
6/4	@HBG	L 8-1	17-11	2nd -2.5	Teel	Winckowski	--	2:37	2,747
6/5	@HBG	L 3-0	17-12	2nd -2.5	Reyes	Reyes	Bartow	2:20	3,864
6/6	@HBG	W 2-0	18-12	2nd -2.5	Kent	Cate	Adames	2:32	1,896
6/7	OFF	DAY							
6/8	NH	W 9-8	19-12	2nd -1.5	Olson	Taylor	Adames	3:28	2,086
6/9	NH	W 5-4	20-12	2nd -0.5	Feltman	McInvale	LoBrutto	2:58	2,414
6/10	NH	L 5-3	20-13	2nd -0.5	Miller	Gomez	Rodning	2:55	2,460
6/11	NH	L 14-6 (10)	20-14	2nd -1.5	Ellenbest	Kent	--	3:33	3,093
6/12	NH	L 4-2	20-15	2nd -1.5	Rodning	Olson	Harris	3:08	5,423
6/13	NH	L 9-2	20-16	2nd -2.5	Castillo	Politi	--	3:19	6,032
6/14	OFF	DAY							
6/15	@BING	W 9-4	21-16	2nd -2.5	German	Walker	--	3:31	860
6/16	@BING	W 5-4 (10)	22-16	2nd -2.5	Feltman	Campos	LoBrutto	3:07	857
6/17	@BING	W 4-1	23-16	2nd -2.5	De Jesus	Gordon	Reyes	2:39	1,911
6/18	@BING	W 4-1	24-16	2nd -2.5	Olson	De La Cruz	LoBrutto	2:35	2,472
6/19	@BING	Postponed	Due To	Weather					
6/20	@BING	L 7-2	24-17	2nd -3.0	Rennie	Politi	--	3:01	3,089
6/21	OFF	DAY							
6/22	SOM	Postponed	Due To	Weather					
6/23	SOM	W 5-3 (7)	25-17	2nd -2.0	Winckowski	Medina	Feltman	2:16	4,105
6/23	SOM	L 11-3 (7)	25-18	2nd -3.0	De Jesus	Waldichuk	--	2:49	4,105
6/24	SOM	L 5-4 (10)	25-19	2nd -4.0	Ridings	Kelly	--	4:01	3,016
6/25	SOM	L 7-4	25-20	2nd -5.0	Junk	German	--	2:51	5,080
6/26	SOM	L 3-0	25-21	2nd -6.0	Wesneski	Crawford	Marinacio	2:36	5,171
6/27	SOM	W 5-1	26-21	2nd -5.0	Kelly	Otto	--	2:42	6,410
6/28	OFF	DAY							
6/29	@NH	L 10-9 (10)	26-22	2nd -5.0	Rodning	Blair	--	4:03	2,496
6/30	@NH	Postponed	Due To	Weather					
7/1	@NH	W 4-2 (7)	27-22	2nd -5.0	Thompson	Harris	Kelly	2:27	--
7/1	@NH	Postponed	Due To	Weather					
7/2	@NH	Postponed	Due To	Weather					
7/2	@NH	Postponed	Due To	Weather					
7/3	@NH	L 3-0 (6)	27-23	2nd -6.0	Castillo	Politi	Reyes	3:07	3,911
7/3	@NH	Postponed	Due To	Weather					
7/4	@NH	W 9-4 (7)	28-23	2nd -6.0	Feltman	Richardson	Blair	2:35	--
7/4	@NH	L 6-3	28-24	2nd -6.0	Beasley	Kent	Hernandez	2:25	6,566
7/5	OFF	DAY							
7/6	HFD	W 4-3	29-23	2nd -5.5	Winckowski	Feltner	Kelly	2:38	3,703
7/7	HFD	W 6-2	30-23	2nd -5.0	Reyes	Bush	--	2:32	4,098
7/8	HFD	W 8-3	31-23	2nd -4.5	Politi	Kauffmann	--	2:33	2,981
7/9	HFD	Postponed	Due To	Weather					
7/10	HFD	W 8-2	32-23	2nd -4.0	Crawford	Schilling	--	1:55	6,068
7/10	HFD	W 5-3	33-23	2nd -4.0	Olson	Hill	Kelly	2:09	6,068
7/11	HFD	W 7-5	34-23	2nd -3.0	Feltman	Aybar	Blair	3:07	5,397
7/12	OFF	DAY							

2021 DAY-BY-DAY

DATE	OPP.	RESULT	RECORD	GB	WIN	LOSS	SAVE	TIME	ATT.
7/13	@REA	W 9-3	35-23	2nd -3.0	Politi	Garcia	--	3:08	3,518
7/14	@REA	W 5-2	36-23	2nd -2.0	De Jesus	Santos	Kelly	2:41	3,342
7/15	@REA	W 3-2	37-23	2nd -2.0	Feltman	Zabala	LoBrutto	2:48	4,477
7/16	@REA	W 4-1	38-23	2nd -1.0	German	Hendrickson	Scherff	2:48	5,221
7/17	@REA	W 5-4	39-23	Tied 1st	Schellenger	Perkins	Kelly	2:42	4,205
7/18	@REA	W 15-4	40-23	1st +1.0	Winckowski	Leverett	--	3:29	5,340
7/19	OFF	DAY							
7/20	HBG	W 6-3	41-23	1st +2.0	Politi	Cate	Olson	2:53	7,368
7/21	HBG	W 11-6	42-23	1st +3.0	Crawford	Lee	--	3:06	3,687
7/22	HBG	L 1-0	42-24	1st +2.0	McMahan	Santos	--	2:41	4,250
7/23	HBG	W 7-6 (10)	43-24	1st +2.0	LoBrutto	Bartow	--	3:28	5,097
7/24	HBG	W 6-4	44-24	1st +3.0	Kelly	McMahan	--	2:50	7,368
7/25	HBG	W 6-5 (10)	45-24	1st +3.0	Scherff	Romero	--	3:23	7,368
7/26	OFF	DAY							
7/27	NH	Postponed	Due to	Weather					
7/28	NH	L 6-1	45-25	1st +2.0	Hovis	German	Johnston	2:37	5,403
7/28	NH	L 3-2	45-26	1st +2.0	Law	Martinez	Spraker	2:17	5,403
7/29	NH	Postponed	Due to	Weather					
7/30	NH	L 5-3	45-27	1st +0.5	Barbato	Winckowski	Ellenbest	2:56	6,440
7/31	NH	W 6-4	46-27	1st +0.5	Santos	Lawrence	--	1:54	6,181
7/31	NH	W 1-0	47-27	1st +1.0	Politi	Quinones	Disla	2:05	6,181
8/1	NH	L 7-6	47-28	T1st	Castillo	Kent	Jimenez	3:09	6,054
8/2	OFF	DAY							
8/3	@BING	L 9-0	47-29	2nd -1.0	Butto	Bello	--	3:03	1,887
8/4	@BING	W 5-2	48-29	2nd -1.5	Murphy	Grey	--		4,228
8/4	@BING	L 8-2	48-30	2nd -1.5	Beggs	German	Holderman	2:11	4,228
8/5	@BING	L 4-3	48-31	2nd -1.5	Oller	Winckowski	Orze	2:36	3,520
8/6	@BING	L 8-0	48-32	2nd -0.5	Gordon	Politi	--	2:41	4,021
8/7	@BING	W 9-5	49-32	2nd -0.5	Kent	Ragan	--	3:05	2,992
8/8	@BING	L 5-0	49-33	2nd -1.5	Butto	Bello	--	2:49	2,121
8/9	OFF	DAY							
8/10	@SOM	Postponed	Due to	Weather					
8/11	@SOM	W 3-2	50-33	2nd -1.5	De Jesus	Loeske	--	2:07	3,282
8/11	@SOM	L 3-0	50-34	2nd -1.5	Wesneski	German	--	1:59	3,282
8/12	@SOM	W 8-7	51-34	2nd -0.5	Kent	Waldichuk	Martinez	3:29	3,846
8/13	@SOM	W 4-1	52-34	1st +0.5	Santos	Medina	Disla	2:45	5,773
8/14	@SOM	L 6-2	52-35	2nd -0.5	Brito	LoBrutto	--	2:50	4,179
8/15	@SOM	W 10-5	53-35	1st +0.5	De Jesus	Russ	Martinez	2:59	6,031
8/16	OFF	DAY							
8/17	BING	W 11-0	54-35	1st +0.5	Murphy	Grey	--	2:38	4,938
8/18	BING	L 5-2	54-36	1st +0.5	Beggs	German	Holderman	2:54	5,103
8/19	BING	Postponed	Due to	Weather					
8/20	BING	W 5-1	55-36	1st +2.0	Santos	Lasko	--	2:51	6,202
8/21	BING	L 4-0	55-37	1st +1.5	Gordon	Bello	--	2:07	4,680
8/21	BING	L 5-3	55-38	1st +0.5	Zanghi	Disla	Holderman	2:43	4,680
8/22	BING	Suspended	Due To	Weather					
8/23	OFF	DAY							
8/24	REA	L 7-3	55-39	2nd -1.0	Hendrickson	Murphy	--	2:34	4,686
8/25	REA	L 9-7	55-40	2nd -1.0	Leverett	German	Marconi	3:09	4,107
8/26	REA	L 5-2	55-41	2nd -2.0	Dohy	Disla	Marconi	2:56	3,636
8/27	REA	L 8-3	55-42	2nd -2.5	Crouse	Reyes	--	3:05	4,740
8/28	REA	W 11-3	56-42	2nd -1.0	Winckowski	Morales	--	3:06	4,795
8/29	REA	L 8-5	56-43	2nd -2.0	Skirrow	Politi	Warren	3:16	4,779
8/30	OFF	DAY							
8/31	@NH	L 6-5	56-45	2nd -3.0	Castillo	Murphy	Reyes	1:59	3,367
9/1	@NH	Postponed	Due to	Weather					
9/2	@NH	W 3-1	57-45	2nd -3.0	Reyes	Fraze	German	2:56	3,708
9/3	@NH	W 8-3	58-45	2nd -2.0	Winckowski	Ellenbest	--	2:21	4,358
9/3	@NH	W 9-2	59-45	2nd -1.5	Santos	Barbato	--	2:17	4,358
9/4	@NH	W 7-1	60-45	2nd -1.5	Groome	Quinones	De Jesus	2:58	5,946
9/5	@NH	Cancelled	Due to	COVID-19					
9/5	@NH	Cancelled	Due to	COVID-19					
9/6	OFF	DAY							
9/7	BNG	Cancelled	Due to	COVID-19					
9/8	BNG	Cancelled	Due to	COVID-19					
9/9	BNG	Cancelled	Due to	Weather					
9/10	BNG	W 3-1	61-45	2nd -1.5	Murphy	Sanabia	Martinez	2:22	4,642
9/11	BNG	W 7-5	62-45	2nd -1.5	Bello	Kisena	German	3:21	5,994
9/12	BNG	W 10-3	63-45	2nd -1.0	Groome	Lasko	--	3:04	6,398
9/13	OFF	DAY							
9/14	@HFD	W 2-1	64-45	2nd -2.5	Politi	Matson	Martinez	2:23	4,759
9/15	@HFD	L 14-7	64-46	2nd -3.0	Kauffmann	Barnes	--	3:35	5,182
9/16	@HFD	W 14-3	65-46	2nd -3.5	Bello	Harris	--	3:07	4,126
9/17	@HFD	W 7-2	66-46	2nd -3.5	Winckowski	Baird	--	2:48	5,840
9/18	@HFD	W 12-5	67-46	2nd -3.0	Gomez	Hill	--	3:15	6,850
9/19	@HFD	L 5-2	67-47	2nd -3.0	Kaczor	Santos	--	2:41	6,850

SEA DOGS TIMELINE

1992

June: Dan Burke, President and CEO for Capital Cities/ABC, files an application with the Eastern League to establish a franchise in Portland. Burke is one of 13 applicants for the two new Double-A teams as a result of the National League's expansion.

July 7: The Portland City Council votes 8-1 to support Burke's effort to bring professional baseball to Portland.

September 2: The Double-A expansion committee announces that Portland is one of four finalists to land one of the two franchises.

October 1: Members of the expansion committee visit Portland. After a day of music, bus tours, balloons, and a tour of Hadlock Field, they depart visibly impressed with the city and its support for a team. Late into the night, the time-and-temperature sign above Congress Street flashes "PLAY BALL!"

October 4: Portland and New Haven, CT are selected as the sites for the two new teams.

October 20: Burke hires Charlie Eshbach, President of the Eastern League, to be President and General Manager of the Portland franchise.

1993

March 25: Portland's new team is named the "Sea Dogs." The name was selected from over 600 entries in a "Name the Team" contest. The logo quickly becomes one of the most popular in Minor League Baseball.

May 3: The Florida Marlins are announced as the Major League affiliate for the Sea Dogs.

May 21: Ground-breaking ceremonies are held at Hadlock Field to upgrade the facility to Double-A standards.

September 16: Carlos Tosca is named the first manager of the Portland Sea Dogs.

1994

February 26: Fans camp out overnight in 12 degree temperatures to purchase Sea Dogs tickets. The home opener sells out within hours.

April 5: The Slugger Statue is unveiled at Hadlock Field.

April 7: The Sea Dogs play their first game. Charles Johnson's 14th inning home run gives Portland a dramatic 2-1 victory over the Reading Phillies in Reading, PA.

April 18: The Sea Dogs play their first game in Portland. Kathie Lee Gifford sings the National Anthem. Frank Gifford throws out the ceremonial first pitch. The Sea Dogs are defeated by the Albany-Colonie Yankees 7-6.

May 6: Hadlock Field is formally dedicated.

May 7: Slugger the Sea Dog makes his first appearance and quickly becomes one of the most popular mascots in the state.

September 5: ESPN is prepared to televise the Sea Dogs with Peter Gammons and Jon Miller due to the Major League strike, but the game is cancelled due to rain. Sea Dogs establish a new all-time Eastern League attendance record as 375,197 fans come out to Hadlock Field.

December: Sea Dogs President and General Manager Charlie Eshbach is named Eastern League Executive of the Year.

1995

July 6: The Florida Marlins extend their affiliation with the Sea Dogs for an additional two years, extending their Player Development Contract through the 1998 season.

September: The Sea Dogs win the Eastern League Northern Division and advance to the playoffs for the first time. Fans camp out overnight to get playoff tickets. Portland is defeated by New Haven in the first round of the playoffs. The Sea Dogs establish a new attendance record as 429,763 fans watch Sea Dogs baseball in 1995.

1996

June 6: Livan Hernandez makes his first appearance for the Sea Dogs. A year later, he is named World Series MVP for the Florida Marlins.

June 29: The Sea Dogs welcome the one millionth fan in franchise history.

September 11: The Sea Dogs lose the deciding game of the Eastern League Championship Series at Hadlock Field to the Harrisburg Senators as thousands of fans stand for the entire last half of the ninth inning, applauding the team's season and effort.

SEA DOGS TIMELINE

1997

August 15: Wearing 1926 Portland Eskimo replica flannel uniforms, the Sea Dogs emerge from a cornfield in centerfield, making their first ever "Field of Dreams" entrance. The event would become an annual fan favorite.

September: The Sea Dogs win their third straight Northern Division title. Once again the Sea Dogs advance to the Eastern League Championship Series but are defeated by the Harrisburg Senators. For the first time in Minor League Baseball history, five teammates hit 20 or more home runs: Kevin Millar, Ryan Jackson, John Roskos, Mark Kotsay, and Josh Booty.

1998

August 20: The Florida Marlins extend their affiliation with the Sea Dogs for another two years, keeping the affiliation intact through the 2000 season.

September 6: The two millionth fan in franchise history is welcomed to Hadlock Field.

1999

August 8: After a three and a half hour rain delay at Hadlock Field, pitchers Brad Penny and Luis Arroyo combine to toss the first no-hitter in franchise history.

November 15: *Baseball America* selects the Portland Sea Dogs as the winner of the 1999 Double-A Bob Freitas Award. The award is given to recognize sustained excellence in all aspects of the operation, including success at the gate, on the field, and the high caliber of front office personnel.

2000

June 29: The Sea Dogs host their major league affiliate, the Florida Marlins, in an exhibition game at Hadlock Field in front of 6,910 fans, the largest crowd in franchise history at the time. The Sea Dogs defeat the Marlins 9-2.

2001

April 9: The Skybox closest to City Hall is renamed the Ganley Box in honor of the Portland City Manager Bob Ganley, who passed away during the off-season. Ganley was instrumental in bringing the Sea Dogs to Portland. His son throws out the ceremonial first-pitch.

June 16: Josh Beckett makes his Double-A debut striking out eight out of the first nine batters he faces in front of a capacity crowd that includes Marlins owner John Henry.

July 25: The Sea Dogs' three millionth fan in franchise history is welcomed to Hadlock Field.

August 13: Josh Beckett and relievers Brandon Bowe and Aaron Scheffer combine to toss a no-hitter against the Binghamton Mets in Binghamton. It is the second no-hitter in team history.

September 17: Josh Beckett is named *Baseball America's* Minor League Player of the Year.

2002

September 18: The Sea Dogs end their nine year affiliation with the Florida Marlins. Portland begins a new affiliation with the Boston Red Sox. Team colors are changed from teal to Red Sox blue and red. All of the skyboxes at Hadlock Field are renamed in honor of Red Sox greats.

October 28: Construction begins on a likeness of Fenway's Green Monster in left field. Later nicknamed the Maine Monster, the wall, like it's counterpart in Boston, is 37 feet high and is complete with Coke Bottle and Citgo Sign.

2003

April 10: After the entire first week of the season is postponed due to snow, the Sea Dogs finally play their first game as a Boston Red Sox affiliate. Portland lost the game 4-1 to the Trenton Thunder, the new affiliate of the New York Yankees.

September: The Sea Dogs average a franchise record 6,231 fans per game in 2003.

December 4: The Sea Dogs announce that they will be installing a video board at Hadlock Field for the 2004 season. The video board is named the Ford Board.

2004

April 30: The Sea Dogs welcome the four millionth fan in franchise history.

May 14: The Boston Red Sox announce that they are extending their affiliation with the Sea Dogs for another four years.

August 2: Red Sox top ranked prospect Hanley Ramirez is promoted to the Sea Dogs.

August 26: The Eastern League announces that the Portland Sea Dogs have been selected to host the 2005 Eastern League All-Star Game.

SEA DOGS TIMELINE

September: The Sea Dogs break their all-time franchise attendance record as 434,684 fans come to Hadlock in 2004, surpassing the previous record of 429,763 set in 1995.

December 17: Thousands of fans arrive at Hadlock Field to view the 2004 World Series trophy.

2005

July 13: The Sea Dogs host the 2005 Eastern League All-Star Game. Former President George H. W. Bush throws out the ceremonial first pitch. A record seven Sea Dogs are selected to the All-Star team and play a key role in the Northern Division's victory.

September 1: The Sea Dogs win the Eastern League Northern Division and qualify for the playoffs for the first time in eight years. Portland defeats the Trenton Thunder three games to two in the first round of the playoffs to advance to the Eastern League Championship Series. Akron defeats the Sea Dogs three games to one in the championship. Sea Dogs average a franchise record 6,290 fans per game.

October 3: Sea Dogs announce plans to expand Hadlock Field. 390 seats will be added above the home bullpen in right field. The seats will be pub-style similar to the "Monster Seats" at Fenway Park. The new seating area will be called the U.S. Cellular Pavilion.

October 20: A new playing surface is installed at Hadlock Field.

2006

July 3: The Sea Dogs welcome their five millionth fan in franchise history.

September: The Sea Dogs set another attendance record, averaging a franchise record 6,358 fans per game in 2006.

September 17: The Sea Dogs capture their first Eastern League Championship defeating the Akron Aeros three games to two. It is the state of Maine's first professional baseball championship in 91 years.

2007

April 5: A foot of snow falls on Hadlock Field forcing the postponement of the Sea Dogs opener against the Connecticut Defenders.

April 9: The Sea Dogs present the American Baseball Family Group, a bronze monument to the City of Portland.

May 23: The Sea Dogs face Roger Clemens at Trenton, New Jersey as he prepares to make his return to the Yankees.

June 18: The City of Portland grants the Sea Dogs a 20-year lease extension, paving the way to the construction of a new clubhouse.

July 2: The Boston Red Sox extend their affiliation with the Sea Dogs for an additional four years, through the end of the 2012 season.

August 11: The Sea Dogs play at Fenway Park in front of a combined crowd of 34,746. Portland wins 12-11 on a walk-off double by Jay Johnson.

September 1: Clay Buchholz who spent most of the season with the Sea Dogs throws a no-hitter for the Boston Red Sox against the Baltimore Orioles at Fenway Park. Buchholz becomes the first Red Sox rookie to throw a no-hitter.

September 4: The Sea Dogs clinch their third straight playoff appearance by defeating the New Hampshire Fisher Cats in a one-game playoff at Hadlock Field.

September 10: For the fifth consecutive year, the Portland Sea Dogs establish a franchise record in attendance at Hadlock Field, averaging 6,483 fans per game.

October 28: Seven former Sea Dogs play key roles in helping the Red Sox win their second World Series in four years; Beckett, Delcarmen, Ellsbury, Lester, Papelbon, Pedroia, and Youkilis.

2008

April 16: The Portland Sea Dogs defeat the Connecticut Defenders 8-7 in a game that took 17 innings and 5 hours and 41 minutes, making it the longest game in franchise history. Also adding to the historical significance to the game, Sea Dogs outfielder Jay Johnson not only delivered the game winning hit in the bottom of the 17th inning, but also pitched two scoreless innings to earn the win. It is believed that Johnson is the first position player in Minor League Baseball history to deliver the game winning hit and be the winning pitcher.

July 21-23: Boston Red Sox Slugger David Ortiz is assigned to the Portland Sea Dogs to rehab an injured wrist.

SEA DOGS TIMELINE

August 25: Clay Buchholz makes his first start with the Sea Dogs after being sent down from Boston. Buchholz ironically returns to the Sea Dogs on Clay Buchholz bobblehead doll night commemorating his 2007 no-hitter against Baltimore.

August 28: The Sea Dogs welcome the 6 Millionth Fan in franchise history.

August 31: The Sea Dogs clinch their fourth straight playoff berth, the longest streak in team history.

2009

August 8: The Sea Dogs return to Fenway Park as part of the Futures at Fenway event. Jason Place accounts for all three RBI in a 3-2 Sea Dogs victory over Harrisburg, including a two-run homer over the Green Monster in the second inning. Portland is now a perfect 2-0 at Fenway.

2010

September 13: Geoff Iacuessia is named the new Sea Dogs General Manager. Charlie Eshbach stays on as the team President. Bill Burke is named Chairman and Sally McNamara Treasurer.

2011

January 21: Red Sox and Sea Dogs extend Player Development Contract through the 2014 season.

July 1: The Sea Dogs welcome the seven millionth fan in franchise history.

October 26: Sea Dogs Founder and Owner Dan Burke dies.

2012

July 8, 2012: Mike MacDonald from Camden, Maine becomes the first Mainer to play for the Sea Dogs.

2013

January 11: The Boston Red Sox and Portland Sea Dogs agreed to extend their Player Development Contract (PDC) for an additional four years. The extension keeps the Red Sox Double-A affiliation in Portland through the 2018 season.

2014

April 3: Mookie Betts leads off the season with a home run and Henry Owens tossed a rain shortened (six innings) complete game no-hitter. It was the first no-hitter in Sea Dogs history as a Red Sox affiliate and third overall. Sea Dogs manager Billy McMillon earns his 300th career managerial win as the Sea Dogs defeated the Reading Fightin Phils 5-0 on Opening Day in Reading, PA.

April 21: The Sea Dogs turned the first triple-play in franchise history. The Binghamton Mets loaded the bases in the first inning off Henry Owens when Brian Burgamy grounded into a 5-4-3 (Coyle, Betts, Shaw) triple play.

May 28: Jane Charron from Falmouth enters the ballpark as the eight millionth fan in franchise history.

May 29: The Sea Dogs turned a 7-6-2-5-4 game ending double play that was featured on ESPN's SportsCenter's Top Plays of the Day at #6.

July 29: The Eastern League announced that the 2015 Eastern League All-Star Game will be played at Hadlock Field in Portland, Maine on July 15, 2015.

August 30: The Sea Dogs earned their 87th win of the season, setting a new record for wins in a season, surpassing 86 wins during the 1995 season. The Sea Dogs would complete the 2014 season with an 88-54 record.

October 7: In a study conducted by SmartAsset, the City of Portland was named the Best Minor League Baseball Town in America.

December 3: *Baseball America* selects the Portland Sea Dogs as their 2014 Minor League Team of the Year.

2015

May 13: The Sea Dogs played their 3,000th game in franchise history, a 6-3 loss to the Trenton Thunder at Hadlock Field.

May 15: Tim Roberson became the third Sea Dog in franchise history to hit for the cycle in a 13-11, extra-inning win at New Britain. Roberson hit a grand slam in the 7th inning, he completed the cycle with a 2-run triple in the top of the 10th inning to drive in the game-winning runs for Portland. Roberson finished the game 4-for-6 with 6 RBI and 2 runs scored.

SEA DOGS TIMELINE

July 15: The Sea Dogs host the Sullivan Tire All-Star Classic at Hadlock Field. With the score tied 4-4 after nine innings of play, the game was decided by the first ever Home Run Derby Shootout, per Eastern League rules. Reading's Brian Pointer delivered the game-winning home run in the 9th round of the shootout to seal the victory for the Eastern Division. Portland's Marco Hernandez was named the MiLB.com Top Star after finishing 2-for-2 with a home run, two RBI, and two runs scored. A sellout crowd of 7,368 witnessed the historic finish. Six Sea Dogs and team's coaching staff are represented on the Eastern Division team. Former Sea Dog Blake Swihart threw out the ceremonial first pitch.

September 6: Manuel Margot became the fourth Sea Dog to hit for the cycle, and the first ever at Hadlock Field. Needing just a single in his final at-bat in the 8th inning, Margot lined a ball over the right fielder's head to complete the cycle. He finished the game 4-for-5 with 5 RBI and a run scored.

2016

August 2: Teddy Stankiewicz became the first Sea Dog to throw a complete-game, nine-inning one-hitter in franchise history as the Sea Dogs beat the Erie SeaWolves 3-0 at Hadlock Field. Stankiewicz was perfect other than a single allowed to Grayson Greiner in the sixth inning and retired 27 of 28 batters faced with seven strikeouts and no walks.

August 25: Mike Davis from Falmouth enters the ballpark as the nine millionth fan in franchise history.

2017

January 13: The Sea Dogs and Boston Red Sox announced their extension of their Player Development Contract (PDC) for an additional two years. With the extension, the Red Sox will continue to have a Double-A Eastern League affiliate in Portland through 2020.

2018

April 18: The Sea Dogs celebrate their 25th season with Brandon Moss and Carlos Tosca throwing out a ceremonial first pitch.

September 10: Team President Charlie Eshbach announced that he is stepping down from leadership of the team following a 45-year career in baseball including the last 25 seasons with the Sea Dogs. Eshbach will serve as a senior advisor.

2019

January 16: The Sea Dogs and Boston Red Sox announced their extension of their Player Development Contract (PDC) for an additional two years. With the extension, the Red Sox will continue to have a Double-A Eastern League affiliate in Portland through 2022.

February 21: The Eastern League of Professional Baseball has announced a change to the playoff structure from a full-season format to a split-season schedule in 2019. Under the new rule, the first-place team from each division during both the first and second halves of the season will qualify for postseason play.

August 19: Tabatha Berube from Gray, Maine enters the ballpark as the 10 millionth fan in franchise history.

2020

March 12: Minor League Baseball announces delay of 2020 season due to COVID-19 pandemic

June 30: Minor League Baseball season officially cancelled due to COVID-19 pandemic

July 9: Debut of Hadlinks, a nine-hole target style golf course at Hadlock Field

July 24: First Dining on the Diamond takes place on the infield at Hadlock Field

2021

February 12: Sea Dogs sign 10 year PDL with Boston Red Sox

July 20 & 25: Chris Sale makes two rehab starts for the Sea Dogs

2022

March 16: Major League Baseball announces leagues will return to their original historic names meaning the Sea Dogs become a member of the Eastern League once again.

SEA DOGS FIRSTS

Game	April 7, 1994 @ Reading
Home Game	April 18, 1994 vs. Albany
All-Star Game	July 13, 2005
Pitch	7:22 pm on 4/7/94 @ Reading
Hit	Jesus Tavarez, April 7, 1994 @Reading, single 1st Inning
Hit @ Hadlock	Ramon Martinez, April 18, 1994, single 1st Inning vs. Albany
Run	Terry Jorgensen, April 7, 1994 @ Reading 3rd Inning
Run @ Hadlock	Ramon Martinez, April 18, 1994, 1st Inning vs. Albany
Home Run	Charles Johnson, April 7, 1994 @ Reading, 14th Inning
Home Run @ Hadlock	Rick Hirtensteiner, April 18, 1994, 2nd Inning vs. Albany
Strikeout (pitching)	Javier De La Hoya, April 7, 1994 @ Reading
Win	April 7, 1994 @ Reading 2-1
Loss	April 10, 1994 @ Reading 13-4
Home Win	April 20, 1994 vs. Albany 9-4
Home Loss	April 18, 1994 vs. Albany 7-6
Series Win	4/7-4/10/94 @ Reading (3-1)
Series Sweep	5/6-5/7/94 vs. Reading (2-0)
Extra Inning Game	April 7, 1994 @ Reading (2-1 win in 14 innings)
Complete Game	April 12, 1994, Javier De La Hoya, 1-0 loss to Canton
Shutout	May 9, 1994, Joel Adamson, 12-0 victory over New Britain
1-0 Win	August 9, 1994 @ Canton (Stan Spencer, Tom McGraw, Don Perigny; 4-hitter)
1-0 Loss	April 12, 1994 @ Canton (Carter; 3-hitter)
Last at-bat Win	April 26, 1994 @ Binghamton, 1 run top of the 11th, 3-2 win
Batting Around	April 23, 1994 vs. Harrisburg
Multi-HR Inning	July 19, 1994 vs. Trenton, Jesus Tavarez & Chris Sheff off Rich Kelley in the 4th
Rainout (home)	May 8, 1994 vs. Reading
Rainout (away)	April 11, 1994 @ Canton
Doubleheader	April 12, 1994 @ Canton (1-0 loss & 13-1 loss)

Inaugural Game

April 7, 1994

	R	H	E
Portland Sea Dogs 000 100 000 000 01	2	11	4
Reading Phillies 001 000 000 000 00	1	10	1 14 innings

Winning Pitcher: Don Perigny

Losing Pitcher: Eric Hill

Save: Vic Darensbourg

Opening Day at Hadlock Field

April 18, 1994

	R	H	E
Albany-Colonie Yankees 200 004 001	7	10	2
Portland Sea Dogs 210 010 101	6	11	0

Winning Pitcher: John Sutherland

Losing Pitcher: Don Lemon

Save: Andy Croghan

LAST TIME IT HAPPENED

Sea Dogs Complete Game (7):
Opponents Complete Game (7):
Sea Dogs Complete Game (9):
Opponent Complete Game (9):
Sea Dogs Shutout:
Opponent Shutout:
1-0 Win:
0-1 Loss:
Scored 10+ Runs in a Game:
Allowed 10+ Runs in a Game:
Sea Dogs No-Hitter:
Opponent No-Hitter:
Sea Dogs Hit for the Cycle:
Sea Dogs Grand Slam:
Opponent Grand Slam:
Sea Dogs Three Homer Game:
Opponent Three Homer Game:
Sea Dogs HR, Leadoff Game:
Opponent HR, Leadoff Game:
Sea Dogs PH Homer:
Sea Dogs Back-to-Back Home runs:
Sea Dogs Five-Hit Game:
Opponent Five-Hit Game:
Sea Dogs Triple Play:
Doubleheader Sweep, Home:
Doubleheader Sweep, Road:
Three Game Sweep, Home:
Three Game Sweep, Road:
Four Game Sweep, Home:
Four Game Sweep, Road:
Five Game Sweep, Home:
Six Game Sweep, Home:
Six Game Sweep, Road:
Opponent Three Game Sweep, Home:
Opponent Three Game Sweep, Road:
Opponent Four Game Sweep, Home:
Opponent Four Game Sweep, Road:
Opponent Five Game Sweep, Road:

Kyle Hart 4/13/19 at Trenton (0-1)
Nick Nelson 7/2/19 vs. Trenton (0-1, Game 2)
Teddy Stankiewicz: 8/2/16
Mickey Jannis 8/28/19 at Binghamton
8/17/21 vs Binghamton (11-0)
8/21/21 vs Binghamton (0-4)
7/31/21 vs New Hampshire (Game 2)
7/22/21 vs Harrisburg
9/18/21 at Hartford (12-5)
9/15/21 at Hartford (7-14)
Kyle Hart (6.2), Daniel McGrath (1.1), Adam Lau (IP) 4/25/19 at Binghamton
Brett Cecil (5.2), Danny Farquhar (2.1), Ronald Uviedo (1.0) 5/21/12 @ NH
Manuel Margot 9/6/15 vs. New Britain
Devlin Granberg 9/14/21 at Hartford
Carlos Rincon 8/4/21 at Binghamton
Bobby Dalbec 5/12/19 @ Trenton
Brian Pointer 6/27/15 vs. Reading
Danny Mars 6/20/17 at Erie
Roman Quinn 6/1/16 vs. Reading
Luke Tendler 7/4/18 at Hartford
Brett Netzer & Bobby Dalbec 5/12/19 @ Trenton
Rafael Devers 5/2/17 at Hartford
Jhoan Urena 9/1/18 at Binghamton
4/21/14 @ Binghamton
7/23/19 vs. Hartford
8/27/19 at Binghamton
8/14-8/16/18 vs. Trenton
7-30-8/1/19 @ Richmond
7/1-3/19 vs. Trenton
6/26-6/29/14 @ Reading
7/18-7/20/04 vs. Trenton
7/6-7/11/2021 vs Hartford
7/13-7/18/2022 @ Reading
7/17-7/19/17 vs. Trenton
4/12-4/14/19 @ Trenton
6/19-6/21/18 vs. Reading
6/27-6/30/19 @ Reading
8/31-9/3/07 @ New Britain

SEA DOGS NOTES

Pitchers Who Have Hit Home Runs

Antonio Alfonseca	9/4/95 vs. Reading	12-10 Win
Bryan Ward	7/14/96 @ New Haven	8-7 Loss
Tony Castro	7/13/97 @ Reading	5-4 Loss
Brandon Leese	8/15/98 @ Harrisburg	4-2 Loss

Position Players Who Have Pitched

Chris Malinoski	4/16/94 @ Harrisburg	14-8 Loss	2.0 IP, 1 H 0 R 0 ER 1 SO 0 BB
Chris Malinoski	4/17/94 @ Harrisburg	5-4 Loss	0.0 IP, 2 H 1 R 1 ER 0 SO 0 BB
Chris Malinoski	6/16/94 @ Albany	12-0 Loss	1.0 IP, 0 H 0 R 0 ER 1 SO 0 BB
Pookie Wilson	5/27/97 vs. Norwich	17-8 Loss	1.0 IP, 0 H 0 R 0 ER 0 SO 2 BB
Raul Nieves	8/3/04 vs. Erie	14-3 Loss	0.2 IP, 2 H 1 R 1 ER 0 SO 1 BB
Raul Nieves	8/25/05 vs. Trenton	0-15 Loss	1.1 IP, 2 H 2 R 2 ER 0 SO 5 BB
David Bacani	7/3/06 vs. Trenton	2-15 Loss	1.0 IP, 3 H 2 R 2 ER 0 SO 1 BB
Dustin Kelly	7/3/06 vs. Trenton	2-15 Loss	1.0 IP, 2 H 0 R 0 ER 0 SO 0 BB
Jay Johnson	7/28/07 vs. Connecticut	0-15 Loss	1.0 IP, 2 H 1 R 1 ER 0 SO 1 BB
Jay Johnson (W)	4/16/08 vs. Connecticut	8-7 Wn (17 IN.)	2.0 IP, 2 H 0 R 0 ER 3 SO 1 BB
Nate Spears	4/20/10 vs. Binghamton	3-15 Loss	1.0 IP, 2 H 3 R 3 ER 0 SO 0 BB
Juan Apodaca	6/5/10 vs. Reading (2)	5-8 Loss (9 IN.)	0.1 IP, 0 H 0 R 0 ER 0 SO 0 BB
Ryan Dent (W)	7/12/13 @ Binghamton	8-5 Wn (15 IN.)	2.0 IP, 2 H 0 R 0 ER 1 SO 2 BB
Peter Hissey (W)	4/26/14 vs. Trenton	9-8 Wn (15 IN.)	1.0 IP, 2 H 1 R 1 ER 0 SO 0 BB
Cole Sturgeon (W)	7/2/15 vs. New Hampshire	6-5 Wn (16 IN.)	3.0 IP, 1 H 0 R 0 ER 0 SO 1 BB
Oscar Tejeda (L)	8/30/15 @ New Britain	5-7 Loss (15 IN.)	1.1 IP, 3 H 2 R 2 ER 1 SO 1 BB
Jeremy Barfield (L)	5/31/17 @ Reading	3-4 Loss (13 IN.)	3.0 IP, 2 H 1 R 1 ER 3 SO 0 BB
Danny Bethea	9/4/17 vs. New Hampshire	4-11 Loss	0.1 IP, 3 H 1 R 1 ER 0 SO 0 BB
Jordan Betts	7/16/18 @ Binghamton	2-16 Loss	1.0 IP, 1 H 0 R 0 ER 1 SO 0 BB
Jordan Betts	8/8/18 @ Erie	1-18 Loss	1.0 IP, 3 H 2 R 2 ER 1 SO 0 BB
Jerry Downs	5/9/19 vs. New Hampshire	1-18 Loss	1.0 IP, 0 H 0 R 0 ER 1 SO 0 BB

MONTHLY LEADERS

INDIVIDUAL BATTING

Category	April	May	June	July	August	September
Batting Ave.	Ellsbury-.455	Hastings-.443	Castillo-.410	Chiang-.430	Tavarez-.397	Funaro-.600
Games	Kotsay/ Millar-26	Matheny/ Owens-32	Moss/ Sandberg-31	McGowan/ Sherrod-32	Several-33	Several-7
At-Bats	Millar-111	Rivera-133	Moss-122	Garcia/ Hooper-128	Millar/ McGowan-124	Jimenez/ Still-30
Runs	Kotsay-33	Milliard-31	Moss-31	Chiang-27	Foster-29	Spears-9
Hits	Millar/Betts-40	Milliard-42	Castillo-43	McGowan-47	Linares-42	Margot-14
Doubles	Millar/Ellsbury/ Betts-10	Exposito-13	Gulan-14	Chiang-15	Shaw-13	Roneberg-4
Triples	H. Ramirez-5	J. Ramirez-5	Castillo-7	Tavarez-5	Tavarez-5	Renteria-2
Home Runs	Roskos-7	Rodriguez-10	Devers/Norton-8	Barfield-12	Four tied-8	Three tied-3
RBI	Millar-28	Millar/Bates- 28	Gload-28	Barfield-33	Rizzo-32	Margot-11
Total Bases	Millar-68	Owens-73	Moss-70	Barfield-78	Youngbauer-68	Margot-25
Slugging %	Crespo-.730	Hastings-.757	Devers-.728	Norton .775	Norton-.764	Pinckney-1.000
Walks	Kotsay-24	Daeges-29	Natale-27	Youkilis-25	Natale-28	Navarro-9
Strikeouts	Booty-33	Matheny-42	Booty-39	Sherrod-40	Dalbec-42	Rizzo-11
OBP	Crespo-.542	Daeges-.556	Gibson-.504	Youkilis-.541	Nava-.486	Funaro-.684
Stolen Bases	Castillo/Betts-10	Castillo-16	J. Ramirez-19	J. Ramirez-14	Hazelbaker-15	C.Lin-4
SB Attempts	Castillo-18	Castillo-22	J.Ramirez-22	Castillo-19	J. Ramirez-18	Margot/ Fulse-5
Errors	Sandberg-12	Hastings-12	Renteria/A. Gonzalez-10	Martinez-12	Torres/Ozuna - 11	T.Lin-5

INDIVIDUAL PITCHING

BOLD = Franchise Record in a Month

Category	April	May	June	July	August	September
ERA	Martin/ Larkin-0.00	Nelson-0.00	Rodgers/ Younginer-0.00	McGrath-0.24	Stanifer-0.46	Several-0.00
Wins	Several-4	Ward-5	Cunnane-5	Mills-6	Several-5	Maxwell-2
Losses	Augliera/ Huntzinger - 4	Cunnane-5	Celestino - 5	Several-4	Rosenbaum/ Johnson-5	Leese/Clay-2
Appearances	Whitten/Chavez-12	Heredia-15	Pageler-13	McClaskey-15	Thornton/ Deschenes-15	Rhoades-4
Saves	Meredith-7	Almonte-8	Pageler-10	Duval/Vaughan-6	Duval-10	Duncan/ Deschenes-2
Innings Pitched	Meadows-34.0	Adamson-42.0	Robertson-44.0	Saunders-42.0	Meadows-44.0	Billingsley-14.0
Hits Allowed	Meadows-36	Bump-53	Comer-52	Meadows-52	Kent-52	Smith-14
Runs Allowed	Kaminska/ Press-22	Burgus-31	Comer-38	Leese-30	Bump -30	Smith/Wilson-10
ER Allowed	Kaminska - 19	Bump-29	McAvoy-30	Smith-29	Kent-25	Wilson-10
BB Allowed	Several-14	Haeger - 27	Zink-27	Owens-23	Owens-28	Billingsley/ Haigwood- 7
Strikeouts	Burnett-38	Buchholz-51	Buchholz-46	Saunders-45	Beckett-57	Billingsley-13
HR Allowed	Cunnane-6	Ward-11	Comer-10	Vargas-10	Knotts-10	Jackson-4
Batters Faced	Meadows-147	Adamson-170	Robertson-174	Meadows-177	Valdes-181	Lawson-54
Wild Pitches	Hansack-7	Haeger/Billingsley-8	Mercado-6	Vaquedano-7	Lester/Owens-8	Several-2
Hit Batsman	Martin/Smith-5	Several-5	Weiland-6	Bump-7	Zink/Knotts-7	Kent-3

MONTHLY LEADERS

TEAM BATTING

Category	April	May	June	July	August	September
Batting Ave.	.298 - 1997	.295 - 1997	.294 - 1996	.295 - 1996	.276 - 2010	.351 - 1997
Games	26 - 1997	34 - 2018	31 - 2005	32 - 2003	33 - '96, '03	7 - '98, '15
At-Bats	929 - 1997	1155 - 2018	1080 - 2005	1103 - 2003	1111 - 1996	249 - 2009
Runs	187 - 1997	186 - 1997	168 - 2005	175 - 2011	167 - 2000	39 - 2010
Hits	277 - 1997	323 - 2018	290 - 2005	315 - 2003	293 - 1996	68 - 2015
Doubles	57 - 1997	72 - 2008	72 - 2006	76 - 2011	70 - 2009	19 - 2004
Triples	12 - '95, '13	13 - '95, '13	14 - 1996	16 - 2016	13 - 2000	3 - '11, '95
Home Runs	40 - 1997	51 - 1997	33 - 1997	38 - 2017	32 - 2004	7 - 2009
RBI	174 - 1997	172 - 1997	155 - 2005	158 - 2011	152 - 2000	38 - '10, '15
Total Bases	462 - 1997	516 - 1997	461 - '96, '05	486 - 2003	430 - 1996	101 - 2015
Slugging %	.497 - 1997	.514 - 1997	.476 - 2006	.455 - 2016	.445 - 2010	.649 - 1997
Walks	108 - 1997	144 - 2008	125 - 2001	127 - 2000	155 - 2017	50 - 2009
Strikeouts	205 - 2019	296 - 2019	231 - 2019	255 - 2001	300 - 2019	68 - 2009
OBP	.373 - 1998	.375 - 2008	.365 - 1996	.362 - 1999	.358 - 2007	.458 - 2013
Stolen Bases	39 - 2002	38 - 2013	47 - 1999	33 - '95, '01, '13	35 - 1996	13 - 2010
SB Attempts	52 - 2002	60 - 1996	57 - 1999	52 - 1996	56 - 1996	13 - 2010
Errors	41 - 1994	43 - 1997	46 - 2000	44 - '98, '02	43 - 1999	11 - 2015

BOLD = Franchise Record in a Month

TEAM PITCHING

Category	April	May	June	July	August	September
ERA	2.88 - 2008	3.02 - 2014	2.95 - 1996	3.06 - 2009	2.15 - 2001	2.00 - 1997
Wins	20 - 1997	23 - 2014	22 - 1996	17 - '11, '14	20 - 1996	5 - 2010
Losses	18 - 2012	25 - 2011	21 - 2015	21 - 2002	21 - 2003	4 - '98, '07, '11, '15
Saves	10 - 1995	12 - 2014	12 - '96, '98	9 - '99, '03	13 - 2002	3 - 1994
Innings Pit.	234.1 - '97, '08	286.0 - 2018	274.2 - 2005	279.1 - 2003	288.0 - 1996	68.0 - 2009
Hits	245 - 2012	319 - 2018	305 - 2000	313 - 1997	305 - 2007	65 - 2009
Runs	143 - 1994	218 - 2018	195 - 2000	177 - 2006	170 - 1999	41 - 2011
Earned Runs	120 - 1994	188 - 2018	160 - 2000	159 - 2006	150 - 2004	37 - 2011
Walks	118 - 2002	146 - 2019	120 - 2007	126 - 2015	120 - 2018	31 - 1998
Strikeouts	236 - 2008	284 - 2018	242 - 2005	265 - 2001	282 - 2001	57 - 2004
Home Runs	26 - '96, '04	51 - 2018	34 - 1997	38 - '96, '01, '06	42 - 1997	12 - 2011
Wild Pitches	18 - 2006	34 - 2013	20 - 1997	23 - '03, '15	25 - 1998	7 - 2005
Hit Batsman	21 - 2006	26 - 2019	18 - 2019	21 - 2006	22 - 1999	4 - 2019

BOLD = Franchise Record in a Month

YEARLY TEAM LEADERS

YEAR	AVERAGE	HOME RUNS	RBI	RUNS
1994	Terry Jorgensen .289	Charles Johnson 28*	Charles Johnson 80	Terry Jorgensen 65
1995	Billy McMillon .315	Billy McMillon 14	Billy McMillon 93	Ralph Millard 104*
1996	Kevin Millar .318	Todd Dunwoody 24	Todd Dunwoody 93	Todd Dunwoody 88
1997	Kevin Millar .342*	Kevin Millar 32	Kevin Millar 131*	Mark Kotsay 103*
1998	Jaime Jones .281	Nate Rolison 16	Nate Rolison 83	Nate Rolison 80
1999	Nate Rolison .299	Chris Norton 38*	Chris Norton 97	Julio Ramirez 87
2000	Todd Betts .321	Ross Gload 16	Todd Betts 71	Cesar Crespo 96
2001	Kevin Hooper .308	Abraham Nunez 17	Jeff Bailey 66	Abraham Nunez 75
2002	Jesus Medrano .297	Adrian Gonzalez 17	Adrian Gonzalez 96	Jesus Medrano 77
2003	Kevin Youkilis .327	Jeremy Owens 21	Justin Sherrid 74	Kevin Youkilis 74
2004	Kenny Perez .280	Mike O'Keefe 19	Brett Roneberg 77	Brett Roneberg 67
2005	Chris Durbin .282	Jared Sandberg 18	David Murphy 75	David Murphy 71
2006	Chad Spann .294	Luis Jimenez 17	Brandon Moss 83	Brandon Moss 76
2007	Bryan Pritz .292	Andrew Pinckney 14	Natale/Johnson/Pinckney 64	Jeff Coralett 93
2008	Zach Daeges .307	Bell/Hall 13	Aaron Bates 68	Zach Daeges 63
2009	Jorge Jimenez .289	Jon Still 17	Jon Still 89	Ryan Kalish 63
2010	Ray Chang .298	Rizzo/Spears 20	Luis Exposito 94	Nate Spears 104*
2011	Chih-Hsien Chiang .340	Chiang/Middlebrooks 18	Will Middlebrooks 80	Alex Hassan 75
2012	Bryce Brentz .296	Jeremy Hazelbaker 19	Bryce Brentz 76	Jeremy Hazelbaker 77
2013	Christian Vazquez .289	Almanzar/Shaw 16	Michael Almanzar 81	Shannon Wilkerson 76
2014	Sean Coyle .295	Sean Coyle 16	Sean Coyle 61	Sean Coyle 60
2015	Carlos Asuaje .251	Keury De La Cruz 9	Carlos Asuaje 61	Carlos Asuaje 60
2016	Aneury Tavarez .335	Cody Decker 14	Nate Freiman 60	Aneury Tavarez 59
2017	Danny Mars .304	Jeremy Barfield 27	Jeremy Barfield 75	Barfield/Mars 62
2018	Luke Tendler .273	De La Guerra/Ockimey/Tendler 15	Luke Tendler 62	Jeremy Rivera 70
2019	C.J. Chatham .297	Bobby Dalbec 20	Luke Tendler 58	Bobby Dalbec 57
2021	Joey Meneses .303	Ronaldo Hernandez 16	Ronaldo Hernandez 53	Pedro Castellanos 66

YEAR	HITS	DOUBLES	TRIPLES	STOLEN BASES
1994	Terry Jorgensen 136	Clark/Johnson 29	Jesus Tavarez 8	Ramon Martinez 31
1995	Billy McMillon 162*	Tim Clark 34	Renteria/Sheff 7	Edgar Renteria 30
1996	Todd Dunwoody 153	Kevin Millar 32	Luis Castillo 7	Luis Castillo 51*
1997	Kevin Millar 175*	Kevin Millar 34*	Randy Winn 6	Randy Winn 35
1998	Bates/Garcia 147	Nate Rolison 35	Amaury Garcia 6	Amaury Garcia 23
1999	Julio Ramirez 148	Julio Ramirez 30	Julio Ramirez 10	Julio Ramirez 64*
2000	Pablo Ozuna 143	Ross Gload 28	Ozuna/Phoenix 6	Cesar Crespo 41
2001	Kevin Hooper 144	Jeff Bailey 28	Abraham Nunez 9*	Abraham Nunez 26
2002	Adrian Gonzalez 135	Adrian Gonzalez 34	Drew Niles 8	Jesus Medrano 39
2003	Jeremy Owens 124	Kelly Shoppach 30	Jeremy Owens 8	Jeremy Owens 15
2004	Brett Roneberg 133	Kenny Perez 31	Sheldon Fulse 7	Sheldon Fulse 29
2005	Brandon Moss 135	Jeremy West 32	Hanley Ramirez 7	Hanley Ramirez 26
2006	Brandon Moss 145	Brandon Moss 36*	Moss/Spahn/Ellsbury 3	Jacoby Ellsbury 16
2007	Jeff Coralett 123	Jed Lowrie 31	Jed Lowrie 7	Jeff Coralett 20
2008	Aaron Bates 126	Zach Daeges 34	Jeff Coralett 4	Iggy Suarez 15
2009	Jorge Jimenez 144	Jon Still 40	Ryan Kalish 4	Ryan Kalish 14
2010	Nate Spears 140	Luis Exposito 39	Khoury/Lin/Sheely/Spears 4	Che-Hsuan Lin 26
2011	Alex Hassan 132	Chih-Hsien Chiang 37	Chih-Hsien Chiang 4	Jeremy Hazelbaker 35
2012	Bryce Brentz 135	Bryce Brentz 30	Jeremy Hazelbaker 6	Jeremy Hazelbaker 33
2013	Michael Almanzar 136	Michael Almanzar 29	Tony Thomas 7	Shannon Wilkerson 23
2014	Blake Swihart 104	Swihart/Coyle/Wilkerson 23	Six Players 3	Mookie Betts 22
2015	Carlos Asuaje 124	Jantzen Witte 25	Carlos Asuaje 7	Manuel Margot 19
2016	Aneury Tavarez 129	Jake Romanski 22	Aneury Tavarez 13	Aneury Tavarez 18
2017	Danny Mars 145	Mike Oit 23	Mars/Sturgeon 4	Mars 12
2018	Jeremy Rivera 130	Danny Mars 21	Tate Matheny 5	Danny Mars 19
2019	Brett Netzer 112	C.J. Chatham 26	Jarren Duran 5	Jarren Duran 28
2021	Castellanos/Hernandez 94	Ryan Fitzgerald 30	Castellanos/Fitzgerald 3	Jeisson Rosario 11

YEAR	WINS	LOSSES	ERA	STRIKEOUTS
1994	Vic Darenbourg 10	Juulsgaard/Perigny 9	Stan Spencer 3.48	Vic Darenbourg 103
1995	Matt Whisenant 10	Reynol Mendoza 10	Reynol Mendoza 3.43	Reynol Mendoza 120
1996	Tony Saunders 13	Will Cunnane 12	Tony Saunders 2.63*	Tony Saunders 156*
1997	Hector Mercado 11	Gregg Press 11	Hector Mercado 3.96	Hector Mercado 125
1998	Tejera/Duncan 9	Brent Billingsley 13	Brent Billingsley 3.74	Brent Billingsley 183*
1999	Michael Tejera 13	AJ Burnett 12	Michael Tejera 2.62	Michael Tejera 152
2000	Brandon Leese 12	Scott Comer 10	Brandon Leese 3.47	Gary Knotts 113
2001	Kevin Olsen 10	Claudio Vargas 9	Kevin Olsen 2.68	Claudio Vargas 151
2002	Nate Robertson 10	Robertson/Woodards 9	Nate Bump 3.38	Nate Robertson 109
2003	Kester/Stevens 10	Tim Kester 10	Tim Kester 3.78	Tim Kester 128
2004	Abe Alvarez 10	Abe Alvarez 9	Abe Alvarez 3.59	Abe Alvarez 108
2005	Jon Lester 11	Kason Gabbard 11	Jon Lester 2.61*	Jon Lester 163*
2006	3 Players Tied 9	Jose Vaqueado 8	Devern Hansack 3.26	Devern Hansack 124
2007	Charlie Zink 9	Tommy Hotovy 10	Tommy Hotovy 5.61	Clay Buchholz 116
2008	Michael Bowden 9	Dustin Richardson 10	Kris Johnson 3.63	Dustin Richardson 114
2009	Adam Mills 10	Ryne Lawson 12	Felix Doubtront 3.35	Feliz Doubtront 101
2010	Stephen Fife 8	Jeremy Kehrt 11	Kyle Weiland 4.42	Kyle Weiland 120
2011	Stephen Fife 11	Brock Huntzinger 11	Alex Wilson 3.05	Brock Huntzinger 123
2012	Jeremy Kehrt 8	Chris Hernandez 8	Stolmy Pimentel 4.59	Stolmy Pimentel 86
2013	Keith Couch 11	Matt Barnes 10	Keith Couch 3.47	Matt Barnes 135
2014	Henry Owens 14*	Mike Augliera 10	Brian Johnson 1.75*	Henry Owens 126*
2015	Cuevas/Younginer 8	Justin Haley 16*	Mike McCarthy 4.79	Justin Haley 95
2016	Keith Couch 9	Stankiewicz/McAvoy/Buttrey 9	Mitch Atkins 4.48	Mitch Atkins 145*
2017	Trey Ball 7	Trey Ball 12	Kevin McAvoy 4.28	Teddy Stankiewicz 107
2018	Matt Kent 11	Kyle Hart 9	Mike Shawaryn 3.28	Matt Kent 123
2019	Houck/Reyes 8	Denyi Reyes 12	Daniel McGrath 1.68	Denyi Reyes 116
2021	Winckowski 8	German/Politi 9	Josh Winckowski 4.14	Andrew Politi 89

LONGEST INDIVIDUAL STREAKS

YEAR	WALKS	SAVES
1994	Vic Darensbourg 60	Don Perigny 11
1995	Reynol Mendoza 69	Jay Powell 24*
1996	Tony Saunders 62	Bill Hurst 30*
1997	Hector Mercado 54	Mike Duvall 18
1998	Brent Billingsley 70	Mick Pageleer 13
1999	A.J. Burnett 71	Hector Almonte 23
2000	Gary Knotts 63	Bobby Rodgers 22
2001	Claudio Vargas 67	Blaine Neal 21
2002	Omar Ortiz 70	Brandon Sloan 8
2003	Jorge De La Rosa 36	Anastacio Martinez 14
2004	Charlie Zink 72*	Joe Nelson 13
2005	Kason Gabbard 65	Jim Mann 12
2006	Jose Vaquedano 68	Edgar Martinez 12
2007	Hottovy/ Haigwood 49	Mike James 22
2008	Kris Johnson 56	Beau Vaughan 16
2009	Ryne Lawson 57	Bryce Cox 12
2010	Ryne Miller 56	Jason Rice 13
2011	Brock Huntzinger 41	Blake Maxwell 15
2012	Chris Balcom-Miller 49	Caleb Clay 9
2013	Matt Barnes 46	Brock Huntzinger 13
2014	Henry Owens 47	Noe Ramirez 18
2015	Luis Diaz 59	Marban/Martin 5
2016	Kevin McAvoy 52	Chandler Shepherd 6
2017	Trey Ball 57	Bobby Poyner 9
2018	Dedgar Jimenez 55	Josh Taylor 8
2019	Daniel McGrath 45	Dedgar Jimenez 10
2021	Andrew Politi 38	Jose Adames 10

*Led League

Longest On-Base Streaks in Sea Dogs History:

- 62 - Kevin Youkilis – May 12-July 28, 2003 (extended streak to 71 games with Pawtucket)
- 47 - Kevin Millar – July 12-August 30, 1997 (extended streak to 71 games with AAA-Calgary 1998 and 1999) and rehab appearance on May 25, 2002
- 39 - Garin Cecchini – July 20-August 30, 2013
- 38 - Jed Lowrie – April 29-June 6, 2007
- 36 - Mookie Betts – April 4-May 16, 2014
- 32 - Zach Daeges – April 9-June 2, 2008
- 31 - Mark Kotsay – June 21-August 16, 1997 (Minor League games only – called up to Florida Marlins on July 11 and stayed through July 27)
- 29 -- Carlos Asuaje – April 19-May 22, 2015
- 28 -- Fletcher Bates – July 11-August 8, 1998
- 27- Triston Casas - May 9-June 24, 2021
- 27 – Tate Matheny - April 10-May 14/Shannon Wilkerson – August 1-August 30, 2013

Longest Hit Streaks in Sea Dogs History:

- 21 – Victor Rodriguez – August 12-September 1, 1998
- 21 – Kevin Millar – July 18-August 9, 1997
- 20 – Mike Gulan – June 6-June 27, 1998
- 19 – Quincy Foster – August 18-September 4, 2000
- 19 – Mark Kotsay – April 21-May 13, 1997
- 19 – Ralph Milliard – May 5-24, 1995
- 18 – Brett Roneberg – April 27-May 15, 2004 (longest by Red Sox affiliate)

Longest Scoreless Inning Streaks in Sea Dogs History:

- 27.2 – Henry Owens – May 19-June 14, 2014
- 25.0 – Jalen Beeks – April 22-May 18, 2018
- 24.0 – Kris Johnson – June 15-July 1, 2008
- 24.0 - Rio Gomez - July 8 - September 16, 2021
- 23.0 – Daniel McGrath – May 27-July 6, 2019
- 22.1 – Drake Britton – May 30-June 16, 2013
- 22.1 – Phil Seibel – May 20-June 11, 2006
- 21.1 – Felix Heredia – April 5-May 23, 1996
- 21.0 – Aaron Wilkerson – May 5-23, 2016
- 21.0 – Chris Martin – April 5-Streak intact when promoted
- 21.0 – Clay Buchholz – April 19-May 6, 2007

- Consecutive Games with a HR:** 4 Chih-Hsien Chiang -- June 3-June 7, 2011
 4 Josh Reddick -- April 10-14, 2009
 4 Jeremy Barfield -- July 23-26, 2017

- Consecutive Wins by a Starter:** 9 Henry Owens – May 24-July 19, 2014
 8 Adam Mills -- June 27-August 6, 2009

- Consecutive Batters Struck Out:** 8 Clay Buchholz -- May 11, 2007 vs Binghamton

PLAYER OF THE WEEK AWARDS

Eastern League Player of the Week

Billy McMillon (July 24-30, 1995)
Edgar Renteria (July 31-Aug. 6, 1995)
Kevin Millar (April 14-20, 1997)
Glenn Reeves (April 28-May 4, 1997)
John Roskos (June 9-15, 1997)
Kevin Millar (July 28-Aug. 3, 1997)
Nate Rolison (April 27-May 3, 1998)
Mike Gulan (June 8-14, 1998)
Joe Funaro (July 27-Aug. 2, 1998)
Joe Funaro (May 31-June 6, 1999)
Chris Norton (July 5-11, 1999)
Nate Rolison (July 12-18, 1999)
Nate Rolison (Aug. 16-22, 1999)
Cesar Crespo (April 24-30, 2000)
Wynter Phoenix (Aug. 21-27, 2000)
Quincy Foster (Aug. 28-Sept 4, 2000)
Jesus Medrano (May 6-12, 2002)
Jeremy Owens (May 12-18, 2003)
John Hattig (May 3-9, 2004)
Jared Sandberg (April 7-17, 2005)
Brandon Moss (Aug. 29-Sept. 5, 2005)
Chad Spann (May 29-June 4, 2006)
Brandon Moss (June 19-25, 2006)
Jacoby Ellsbury (Aug. 7-13, 2006)
Zach Daeges (May 12-18, 2008)
Lars Anderson (Aug. 11-17, 2008)
Jorge Jimenez (April 9-19, 2009)
Aaron Bates (May 4-10, 2009)
Aaron Bates (May 25-31, 2009)
Anthony Rizzo (Aug. 2-9, 2010)
Ryan Lavarnway (Aug. 23-30, 2010)
Chih-Hsien Chiang (May 30-June 6, 2011)
Jeremy Hazelbaker (Aug. 22-29, 2011)
Juan Carlos Linares (April 5-15, 2012)
Bryce Brentz (May 28-Jun. 3, 2012)
Jeremy Hazelbaker (July 16-22, 2012)
Bryce Brentz (August 20-26, 2012)
JC Linares (Aug. 26-Sept. 3, 2013)
Mookie Betts (April 3-14, 2014)
Deven Marrero (June 16-23, 2014)
Sean Coyle (June 23-30, 2014)
Keury De La Cruz (Aug. 11-18, 2014)
Oscar Tejeda (May 11-17, 2015)
Manuel Margot (Aug. 31-Sept. 7, 2015)
Andrew Benintendi (July 25-31, 2016)
Rafael Devers (May 1-7, 2017)
Jeremy Barfield (July 24-30, 2017)
Michael Chavis (August 6-12, 2018)
Bobby Dalbec (May 6-12, 2019)
Johan Mieses (May 24-30, 2021)
Triston Casas (August 30-Sept 5, 2021)

Eastern League Pitcher of the Week

Marc Valdes (June 13-19, 1994)
Vic Darensbourg (Aug. 22-28, 1994)
Rey Mendoza (April 17-23, 1995)
Rey Mendoza (April 15-21, 1996)
Marc Valdes (June 10-16, 1996)
Will Cunnane (July 1-7, 1996)
Tony Saunders (July 29-Aug. 4, 1996)
Gregg Press (May 12-18, 1997)
Brian Meadows (July 7-13, 1997)
Michael Tejera (June 15-21, 1998)
Gary Knotts (July 12-18, 1999)
Claudio Vargas (May 14-20, 2001)
Kevin Olsen (June 25-July 1, 2001)
Josh Beckett (Aug. 13-19, 2001)
Hansel Iztquierdo (Aug. 20-26, 2001)
Justin Wayne (July 22-28, 2002)
Chris Smith (May 3-9, 2004)
Kason Gabbard (August 9-15, 2004)
David Pauley (May 30-June 5, 2005)
Jonathan Papelbon (June 27-July 3, 2005)
Jon Lester (July 4-10, 2005)
Kason Gabbard (May 1-7, 2006)
Phil Seibel (May 29-June 4, 2006)
Tommy Hottovy (Aug. 28-Sept. 4, 2006)
Charlie Zink (June 18-June 24, 2007)
Clay Buchholz (June 25-July 1, 2007)
Justin Masterson (July 9- July 15, 2007)
Justin Masterson (April 13-19, 2008)
Kris Johnson (April 21-27, 2008)
Stephen Fife (Aug. 30-Sept. 6, 2010)
Stephen Fife (June 6-13, 2011)
Drake Britton (June 4-10, 2012)
Chris Martin (April 4-15, 2013)
Drake Britton (June 3-9, 2013)
Keith Couch (Aug. 12-19, 2013)
Henry Owens (April 3-14, 2014)
Mike McCarthy (April 28-May 5, 2014)
Brian Johnson (June 9-16, 2014)
Justin Haley (Aug. 25-Sept. 2, 2014)
Aaron Wilkerson (Aug. 17-23, 2015)
Aaron Wilkerson (April 7-17, 2016)
Keith Couch (July 4-10, 2016)
Teddy Stankiewicz (August 1-7, 2016)
Kyle Hart (July 30-August 5, 2018)
Daniel McGrath (July 22-28, 2019)
Daniel McGrath (August 5-11, 2019)
Josh Winckowski (May 24-30, 2021)
Chris Murphy (August 16-22)
Chris Murphy (September 6-12)

SEA DOGS NOTES

Eight Sea Dogs hitters have hit inside the park home runs in Sea Dogs History:

Victor Rodriguez -- May 11, 1997 vs. Bowie
Hayward Cook -- April 30, 1998 vs. Binghamton
Pablo Ozuna -- August 22, 2000 vs. New Haven
Quincy Foster -- September 1, 2000 vs. Norwich
George Lombard -- June 24, 2004 at Erie
Heiker Meneses -- April 16, 2013 at Binghamton
Michael Almanzar -- April 28, 2013 at Trenton
Keury De La Cruz -- April 16, 2015 at Trenton

SEA DOGS AWARDS

Eastern League Most Valuable Player:

Kevin Millar (1997)

Eastern League Pitcher of the Year:

Michael Tejera (1999)

Jon Lester (2005)

Anthony Ranaudo (2013)

Henry Owens (2014)

Eastern League Rookie of the Year:

Mark Kotsay (1997)

Eastern League Manager of the Year:

Carlos Tosca (1996)

Billy McMillon (2014)

All-Star Game MVP:

Todd Dunwoody (1996)

Marco Hernandez (2015)

Eastern League Comeback Player of the Year:

Alex Gonzalez (1997)

Eastern League Playoff Most Valuable Player:

Brandon Moss (2006)

Howe Sportsdata All-Teenage Team:

Edgar Renteria (1995)

Felix Heredia (1996)

Adrian Gonzalez (2002)

Eastern League Player of the Month:

John Roskos (June 1997)

Cesar Cresso (April 2000)

Josh Beckett (August 2001)

Jacoby Ellsbury (April 2007)

Justin Masterson (July 2007)

Zach Daeges (May 2008)

Aaron Bates (May 2009)

Chih-Hsien Chiang (June 2011)

Chih-Hsien Chiang (July 2011)

Bryce Brentz (May 2012)

Juan Carlos Linares (August 2013)

Mookie Betts (April 2014)

Sean Coyle (June 2014)

Jeremy Barfield (August 2017)

Daniel McGrath (July 2019)

Topps Minor League Player of the Month:

Josh Beckett (August 2001)

SportsTicker Minor League Pitcher of the Year:

Josh Beckett (2001)

Baseball America Minor League Player of the Year:

Josh Beckett (2001)

Yoan Moncada (2016)

Baseball America

Minor League Team of the Year:

Portland Sea Dogs (2014)

Baseball America

Minor League All-Star Team:

Yoan Moncada (2016)

Andrew Benintendi (2016)

Baseball America

Minor League Baseball Manager of the Year:

Carlos Tosca (1996)

Todd Claus (2006)

Baseball America Eastern League Manager of the Year:

Fredi Gonzalez (1997)

USA Today Minor League Player of the Year:

Josh Beckett (2001)

Xander Bogaerts (2013)

Sporting News Minor League Player of the Year:

Josh Beckett (2001)

Topps Minor League Player of the Year:

Josh Beckett (2001)

Topps/MiLB Eastern League Player of the Year:

Chih-Hsien Chiang (2011)

Mookie Betts (2014)

At the Yard Magazine's

Diamond in the Rough Award:

Edgar Martinez (2005)

Bob Freitas Award:

Portland Sea Dogs (1999)

John H. Johnson President's Trophy:

Charlie Eshbach & Portland Sea Dogs (2000)

Eastern League Executive of the Year:

Charlie Eshbach (1994)

Charlie Eshbach (2002)

Geoff Iacuessia (2015)

Eastern League Grounds Crew of the Year:

Portland Sea Dogs (1999)

King Of Baseball

Charlie Eshbach (2013)

MLBPipeline.com Prospect Team of the Year:

Yoan Moncada (2016)

Andrew Benintendi (2016)

Rawlings Gold Glove Award

Matt Kent (2019)

Mid-Season All-Star

Game Selections

Carlos Tosca (Mgr), 1995
 Ralph Milliard, 1995
 Tim Clark, 1995
 Luis Castillo, 1996
 Todd Dunwoody, 1996
 Mark Kotsay, 1997
 Kevin Millar, 1997
 Amaury Garcia, 1998
 Joe Funaro, 1998
 Michael Tejera, 1999
 Chris Norton, 1999
 Todd Betts, 2000
 Brandon Leese, 2000
 Kevin Olsen, 2001
 Nate Robertson, 2002
 Jesus Medrano, 2002
 Kevin Youkilis, 2003
 Josh Stevens, 2003
 Kelly Shoppach, 2003
 Jeremy Owens, 2003
 Jorge De La Rosa, 2003
 Brett Roneberg, 2004
 Kenny Perez, 2004
 Jeff Bailey, 2004
 Abe Alvarez, 2004
 Sea Dogs Coaching Staff, 2005
 Jared Sandberg, 2005
 Hanley Ramirez, 2005
 Kenny Perez, 2005
 Jonathan Papelbon, 2005
 Brandon Moss, 2005
 Jon Lester, 2005
 Chris Durbin, 2005
 Sea Dogs Coaching Staff, 2006
 Jeremy West, 2006
 Chad Spann, 2006
 Chris Smith, 2006
 Tyler Minges, 2006
 Charlie Zink, 2007
 Jed Lowrie, 2007
 Jeff Corsaletti, 2007
 Clay Buchholz, 2007
 Beau Vaughn, 2008
 Zachary Daeges, 2008
 Jeff Corsaletti, 2008
 Michael Bowden, 2008
 Bubba Bell, 2008
 Junichi Tazawa, 2009
 T.J. Large, 2009
 Jorge Jimenez, 2009
 Lars Anderson, 2009
 Jason Rice, 2010
 Stephen Fife, 2010
 Nate Spears, 2010
 Ray Chang, 2010
 Alex Wilson, 2011
 Will Middlebrooks, 2011
 Alex Hassan, 2011
 Stephen Fife, 2011
 Chih-Hsien Chiang, 2011
 Bryce Brentz, 2012

Chris Hernandez, 2012
 Aaron Kurcz, 2012
 Reynaldo Rodriguez, 2012
 Anthony Ranaudo, 2013
 Christian Vazquez, 2013
 Matt Spring, 2013
 Michael Almanzar, 2013
 Will Latimer, 2013
 Drake Britton, 2013
 Brian Johnson, 2014
 Henry Owens, 2014
 Noe Ramirez, 2014
 Robby Scott, 2014
 Blake Swihart, 2014
 Sean Coyle, 2014
 Derrick Gibson, 2014
 Sea Dogs Coaching Staff, 2015
 William Cuevas, 2015
 Carlos Asuaje, 2015
 Jantzen Witte, 2015
 Robby Scott, 2015
 Marco Hernandez, 2015
 Madison Younginer, 2015
 Jake Romanski, 2016
 Williams Jerez, 2016
 Aneury Tavarez, 2016
 Rafael Devers, 2017
 Williams Jerez, 2017
 Danny Mars, 2017
 Teddy Stankiewicz, 2017
 Kyle Hart, 2018
 Matt Kent, 2018
 Josh Ockimey, 2018
 Bobby Dalbec, 2019
 Tanner Houck, 2019
 Dedgar Jimenez, 2019
 Jhon Nunez, 2019

Chih-Hsien Chiang, 2011
 Anthony Ranaudo, 2013
 Henry Owens, 2014
 Aneury Tavarez, 2016
 Jeremy Barfield, 2017
 Danny Mars, 2017
 C.J. Chatham, 2019
 Bobby Dalbec, 2019

MLB Futures Game

Selections

Pablo Ozuna, 1999
 A.J. Burnett, 1999
 Kevin Youkilis, 2003
 Jorge De La Rosa, 2003
 Ron Johnson (Coach), 2003
 Juan Perez, 2004
 Hanley Ramirez, 2005
 Todd Claus (Coach), 2005
 Edgar Martinez, 2006
 Todd Claus (Coach), 2006
 Clay Buchholz, 2007
 Junichi Tazawa, 2009
 Will Middlebrooks, 2011
 Chih-Hsien Chiang, 2011
 Anthony Ranaudo, 2013
 Garin Cecchini, 2013
 Henry Owens, 2014
 Sean Coyle, 2014
 Manuel Margot, 2015
 Andrew Benintendi, 2016
 Yoan Moncada, 2016
 Rafael Devers, 2017
 Jarren Duran, 2019
 Brayan Bello, 2021

Former Sea Dogs Selected to MLB All-Star Games

Charles Johnson- Marlins	1997
Edgar Renteria- Marlins	1998
Alex Gonzalez- Marlins	1999
Edgar Renteria- Cardinals	2000
Ryan Dempster- Marlins	2000
Charles Johnson- Marlins	2001
Randy Winn- Devil Rays	2002
Luis Castillo- Marlins	2002
Edgar Renteria- Cardinals	2003
Luis Castillo- Marlins	2003
Edgar Renteria- Cardinals	2004
Livan Hernandez- Expos	2004
Livan Hernandez Nationals	2005
Luis Castillo- Marlins	2005
Edgar Renteria- Braves	2006
Brad Penny- Dodgers	2006
Jonathan Papelbon- Red Sox	2006
Brad Penny- Dodgers	2007
Jonathan Papelbon- Red Sox	2007
Josh Beckett- Red Sox	2007
Kevin Youkilis- Red Sox	2008
Hanley Ramirez- Marlins	2008

Eastern League

Year End All-Stars

Charles Johnson, 1994
 Jay Powell, 1995
 Billy McMillon, 1995
 Tony Saunders, 1996
 Todd Dunwoody, 1996
 Luis Castillo, 1996
 Lionel Hastings, 1997
 Mark Kotsay, 1997
 Kevin Millar, 1997
 Alex Gonzalez, 1997
 Michael Tejera, 1999
 Chris Norton, 1999
 Julio Ramirez, 1999
 Pablo Ozuna, 2000
 Jesus Medrano, 2002
 Kevin Youkilis, 2003
 Hanley Ramirez, 2005
 Dustin Pedroia, 2005
 Jon Lester, 2005
 Ray Chang, 2010
 Will Middlebrooks, 2011

SEA DOGS ALL-STARS

Dustin Pedroia- Red Sox	2008	Dustin Pedroia- Red Sox	2013	Mookie Betts - Red Sox	2019
Jonathan Papelbon- Red Sox	2008	Clay Buchholtz- Red Sox	2013	Xander Bogaerts - Red Sox	2019
Adrian Gonzalez- Padres	2008	Jason Grilli- Pirates	2013	Ryan Pressly - Astros	2019
Ryan Dempster- Cubs	2008	Jon Lester - Red Sox	2014	Josh Reddick - Astros	2019
Kevin Youkilis- Red Sox	2009	Anthony Rizzo - Cubs	2014	Anthony Rizzo - Cubs	2019
Hanley Ramirez- Marlins	2009	Brandon Moss - A's	2014	Rafael Devers - Red Sox	2021
Dustin Pedroia- Red Sox	2009	Anthony Rizzo - Cubs	2015	Xander Bogaerts - Red Sox	2021
Jonathan Papelbon- Red Sox	2009	Jose Iglesias - Tigers	2015	Matt Barnes - Red Sox	2021
Adrian Gonzalez- Padres	2009	A.J. Burnett - Pirates	2015	Ryan Pressly - Astros	2021
Josh Beckett- Red Sox	2009	Adrian Gonzalez - Dodgers	2015		
Clay Buchholz- Red Sox	2010	Jonathan Papelbon - Phillies	2015		
Hanley Ramirez- Marlins	2010	Xander Bogaerts - Red Sox	2016		
Dustin Pedroia- Red Sox	2010	Mookie Betts - Red Sox	2016		
Jon Lester- Red Sox	2010	Jackie Bradley Jr. - Red Sox	2016		
Clay Buchholz- Red Sox	2010	Anthony Rizzo - Cubs	2016		
Kevin Youkilis- Red Sox	2011	Jon Lester - Cubs	2016		
Jon Lester- Red Sox	2011	Steven Wright - Red Sox	2016		
Adrian Gonzalez- Red Sox	2011	David Ortiz - Red Sox	2016		
Jacoby Ellsbury- Red Sox	2011	Mookie Betts - Red Sox	2017		
Josh Beckett- Red Sox	2011	Mookie Betts - Red Sox	2018		
Jonathan Papelbon- Phillies	2012	Jon Lester - Cubs	2018		
Justin Masterson- Indians	2013				
David Ortiz- Red Sox	2013				

SEA DOGS TEAM AWARDS (As Voted on by the Fans)

Year	MVP	Pitcher of the Year	10th Player	Citizen of the Year
2021	Joey Meneses	Josh Winckowski		
2019	Bobby Dalbec	Daniel McGrath	Jeremy Rivera	Matthew Kent
2018	Josh Ockimey	Matthew Kent	Jordan Weems	Nick Lovullo
2017	Jeremy Barfield	Bobby Poyner	Cole Sturgeon	Kevin McAvoy
2016	Aneury Tavarez	Keith Couch	Ryan Court	Mike McCarthy
2015	Sam Travis	William Cuevas	Tim Roberson	Mike McCarthy
2014	Blake Swihart	Henry Owens	Derrik Gibson	Mike McCarthy
2013	Christian Vazquez	Anthony Ranaudo	Matt Spring	Pete Ruiz
2012	Bryce Brentz	Chris Hernandez	Jeremy Kehrt	Matt Spring
2011	Chih-Hsien Chiang	Alex Wilson	Jon Hee	Jeremy Kehrt
2010	Anthony Rizzo	Casey Kelly	Ray Chang	Jason Rice
2009	Jorge Jimenez	Felix Doubront	Juan Apodaca	Blake Maxwell
2008	Zach Daeges	Michael Bowden	Mickey Hall	Iggy Suarez
2007	Jed Lowrie	Clay Buchholz	Bryan Pritz	Iggy Suarez
2006	Brandon Moss	Devern Hansack	Barry Hertzler	Keoni DeRenne
2005	David Murphy	Jon Lester	Raul Nieves	Alberto Concepcion
2004	Brett Roneberg	Abe Alvarez	Joe Kilburg	Ryan Cameron
2003	Jeremy Owens	Josh Stevens	John Nathans	James Johnson
2002	Adrian Gonzalez	Nate Robertson	Anthony Iapoe	Chris Aguila
2001	Kevin Hooper	Kevin Olsen	Eric Gillespie	Ryan Moskau

SEA DOGS TOP PERFORMANCES

NO HITTERS

Brad Penny
Luis Arroyo
Josh Beckett
Brandon Bowe
Aaron Scheffer
Henry Owens
Kyle Hart
Daniel McGrath
Adam Lau

(6 IP) 8/8/99 vs. Trenton
(3 IP)
(7 IP) 8/13/01 @ Binghamton
(1 IP)
(1 IP)
(6 IP) 4/3/14 @ Reading
(6.2 IP) 4/25/19 @ Binghamton
(1.1 IP)
(1 IP)

CG ONE HITTERS

Nate Bump
John Lester
Felix Diaz
Justin Haley
Tedd Stankiewicz
Tanner Houck

(7 IP) 6/26/00 vs. Binghamton
(7 IP) 7/11/05 @ New Hampshire
(7 IP) 8/28/07 vs. Trenton
(7 IP) 5/13/16 vs. Binghamton
(9 IP) 8/2/16 vs. Erie
(5 IP) 4/22/19 vs. Hartford

CG TWO HITTERS

Bobby Rodgers
Nate Roberston
Nate Bump
Justin Wayne
Kevin McAvoy
Dedgar Jimenez
Dedgar Jimenez
Kyle Hart

7/5/98 vs. New Haven
6/20/02 vs. Altoona
7/21/02 vs. Binghamton
7/25/02 @ Bowie
(7 IP) 7/25/16 vs. Trenton
(7 IP) 5/10/18 vs. Binghamton
(7 IP) 7/17/18 at Binghamton
(7 IP) 8/2/18 vs. Erie

CG THREE HITTERS

Javier De La Hoya
Hector Mercado
Gregg Press
Michael Tejera
Hansel Izquierdo
Brian Johnson
Trey Ball

4/11/94 vs. Canton-Akron
7/22/97 @ New Britain
8/21/97 vs. Trenton
6/16/98 @ New Haven
(7 IP) 9/1/01 @ Altoona
(7 IP) 7/12/14 vs. New Hampshire
(7 IP) 7/17/17 vs. Reading

GRAND SLAMS

Jesus Tavarez
Edgar Renteria
Tim Clark
Kevin Millar
John Roskos
John Roskos
Ryan Jackson
Amaury Garcia
Jaime Jones
Fletcher Bates
Nate Rolison
Chris Norton
Jaime Jones
Nate Rolison
Bubba Smith
Luke Wilcox
Luke Wilcox
Matt Treanor
Randy Rigsby
Chris Aguila
Dustin Brisson
Justin Sherrod
Kevin Haverbusch
Brett Roneberg
Jeff Bailey
Jared Sandberg
Chad Spann
Brandon Moss
Matt Van Der Bosch
David Murphy
Eric Crozier
Chad Spann
Dusty Brown
Bubba Bell

7/3/94 vs. New Haven
5/16/95 vs. Reading
8/18/95 vs. Harrisburg
7/2/96 vs. New Haven
4/27/97 @ Harrisburg
6/10/97 vs. Trenton
7/18/97 vs. Harrisburg
5/18/98 vs. Binghamton
7/29/98 @ New Haven
8/2/98 vs. New Haven
7/10/99 vs. Norwich
7/11/99 vs. Norwich
7/20/99 @ Binghamton
8/1/99 @ Norwich
4/23/01 @ New Haven
6/7/01 @ Akron
8/28/01 vs. New Haven
5/6/02 vs. New Britain
7/15/02 vs. Erie
8/13/02 vs. Trenton
7/11/03 @ Norwich
8/11/03 @ Reading (Pinch Hit)
8/29/03 vs. New Haven
8/6/04 @ New Britain
6/16/05 @ Harrisburg
7/1/05 vs. Norwich
9/7/05 vs. Trenton** (Walk-off)
4/23/06 @ Harrisburg
4/24/06 @ Altoona
4/30/06 vs. Bowie
5/8/07 vs. Trenton
7/21/07 @ Binghamton
8/4/07 @ Harrisburg
4/18/08 @ Binghamton

Andrew Pinckney
Aaron Bates
Zach Daeges
Lars Anderson
Lars Anderson
Nate Spears
Chih-Hsien Chiang
Anthony Rizzo
Jorge Padron
Chih-Hsien Chiang
Chih-Hsien Chiang
Bryce Brentz
Oscar Tejeda
Matt Spring
Michael Almanzar
Travis Shaw
Michael Brenly
David Chester
Michael Almanzar
Tim Roberson
Rainer Rosario
Jordan Procysen
Rafael Devers
Jeremy Barfield
Mike Olt
Henry Urrutia
Josh Ockimey
Chad De La Guerra
Tate Matheny
Tate Matheny
Jack Lopez
Ronaldo Hernandez
Hudson Potts
Hudson Potts
Devlin Granberg

4/22/08 vs. New Hampshire
5/6/08 vs. New Hampshire
7/27/08 @ Trenton
8/5/08 @ Reading
8/14/08 vs. Altoona
7/9/10 vs. New Britain
7/26/10 @ Binghamton
8/19/10 vs. Altoona
5/6/11 vs. New Britain
6/5/11 @ Altoona
6/25/11 @ New Hampshire
6/12/12 @ Bowie
6/19/12 vs. Harrisburg
5/18/13 vs. Binghamton
5/24/13 @ Binghamton
6/30/13 @ New Hampshire
5/19/14 vs. Binghamton
6/18/14 @ Erie
8/9/14 @ Richmond
5/15/15 @ New Britain
8/3/16 vs. Erie
4/9/17 vs. Reading
5/6/17 vs. Reading
7/17/17 vs. New Hampshire (Walk-off)
7/7/17 vs. Reading
8/3/17 vs. Richmond
4/19/18 vs. Hartford
5/15/18 vs. Reading
6/25/18 at New Hampshire
5/27/19 vs. Altoona (Walk-off)
5/7/21 vs. New Hampshire
7/10/21 vs. Hartford
7/18/21 @ Reading
8/7/21 @ Binghamton
9/18/21 @ Hartford

3 HOME RUN GAME

Alex Gonzalez
Randy Rigsby
Bobby Dalbec

5/24/97 vs. New Britain
7/11/02 @ New Haven
5/12/19 at Trenton

5 HIT GAME

Luis Castillo
Adrian Gonzalez
Joe Kilburg
Sheldon Fulse
Kenny Perez
David Murphy
Tyler Minges
Jeff Natale
Ryan Kalish
Will Middlebrooks
Bryce Brentz
Bryce Brentz
Nick Natoli
Keury De La Cruz
Aneury Tavarez
Mauricio Dubon
Jordan Procysen
Rafael Devers
Rafael Devers
Tzu-Wei Lin
Jeremy Barfield
Mike Olt
Henry Urrutia

6/28/96 vs. Norwich
5/25/02 vs. Reading
6/20/04 @ Binghamton
8/29/04 @ Norwich
6/16/05 @ Harrisburg
5/21/06 vs. New Hampshire
6/18/06 @ New Hampshire
7/17/07 @ New Hampshire
5/29/10 vs. New Britain
7/5/11 @ Binghamton
5/13/12 @ Trenton
5/31/12 @ Harrisburg
5/24/13 @ Binghamton
6/27/14 @ Reading
6/18/16 @ Richmond
8/26/16 vs. Trenton
4/9/17 vs. Reading
5/2/17 @ Hartford
5/6/17 vs. Reading
6/21/17 @ Erie
7/6/17 vs. New Hampshire
7/7/17 vs. Reading
8/3/17 vs. Richmond

HITTING FOR THE CYCLE

Cesar Crespo
Cory Keylor
Tim Roberson
Manuel Margot

6/16/00 @ Binghamton
8/4/07 @ Harrisburg
5/15/15 @ New Britain
9/6/15 New Britain

**** Playoff Game vs. Trenton, does not count in**

SEA DOGS NOTES

In 26 seasons of play, many former Sea Dogs have made it to the Major Leagues, including five pitchers who have thrown no-hitters, three World Series MVPs, two Rookie of the Year recipients, and two American League MVPs.

No-Hitters

A.J. Burnett 5/12/01 vs. San Diego
Anibal Sanchez 9/6/06 vs. Arizona
Clay Buchholz 9/1/07 vs. Baltimore
Jon Lester 5/19/08 vs. Kansas City
Josh Beckett 5/25/14 vs. Philadelphia

Most Valuable Player

Dustin Pedroia 2008 AL MVP
Mookie Betts 2018 AL MVP

Rookie of the Year

Hanley Ramirez 2006 NL ROY
Dustin Pedroia 2007 AL ROY

World Series MVP

Livan Hernandez 1997 Marlins
Josh Beckett 2003 Marlins
Edgar Renteria 2010 Giants

SINGLE GAME INDIVIDUAL & TEAM RECORDS

TEAM

Batting

At-Bats	61*	vs. New Hampshire	July 2, 2015
Runs Scored	20	@ Binghamton	May 31, 2019
Hits	26	@ Binghamton	May 31, 2019
RBI	19*	@ Binghamton	May 31, 2019
Doubles	9	vs. Akron	June 8, 2017
Triples	3*	vs. Altoona	May 19, 2015
Home Runs	7	vs. New Britain	May 24, 1997
Total Bases	48	@ Binghamton	May 31, 2019
Walks	17*	vs. Connecticut	April 16, 2008
Strikeouts	21*	vs. Trenton	August 27, 2016
Stolen Bases	6*	@ New Hampshire	July 22, 2012

Pitching

Innings Pitched	17*	vs. Hartford	April 15, 2016
Runs	21	vs. Akron	June 7, 2017
Earned Runs	20	vs. Connecticut	July 29, 2007
Walks	14	@ New Hampshire	May 15, 2013
Strikeouts	23	vs. Bowie	June 11, 2005
Hits	23	vs. New Hampshire	June 2, 2008
Home Runs	7	vs. Binghamton	August 15, 1997
Wild Pitches	7	@ Harrisburg	April 21, 2006
Hit Batsman	5	vs. Binghamton	April 13, 2006

Fielding

Putouts	51*	vs. Hartford	April 15, 2016
Assists	23	vs. Reading	April 7, 1994
Errors	8	vs. New Britain	September 5, 2015
Passed Balls	3	vs. Reading	August 3, 1997
Double Plays	6*	@ New Haven	June 20, 2003

INDIVIDUAL

Batting

At-Bats	8*	Tzu-Wei Lin	vs. Hartford	April 15, 2016
Runs Scored	5*	Cesar Crespo	@ Norwich	June 23, 2000
Hits	5*	Tzu-Wei Lin	@ Erie	June 21, 2017
RBI	7*	Jon Still	@ New Britain	July 20, 2009
Singles	5	Jeff Natale	@ New Hampshire	July 17, 2007
Doubles	3*	Keith Curcio	@ Binghamton	June 2, 2019
Triples	3	Sheldon Fulse	@ Norwich	August 29, 2004
Home Runs	3*	Bobby Dalbec	@ Trenton	May 12, 2019
Total Bases	14	Bobby Dalbec	@ Trenton	May 12, 2019
Walks	5*	Derek Wathan	vs. Binghamton	August 24, 2001
Strikeouts	5*	Aneury Tavaréz	vs. Trenton	August 27, 2016
Stolen Bases	4	Jeremy Hazelbaker	@ New Hampshire	July 22, 2012
Caught Stealing	2*	Che-Hsuan Lin	@ Richmond	August 13, 2010

Pitching

Innings Pitched	9*	Teddy Stankiewicz	vs. Erie	August 2, 2016
Runs	12*	Charlie Zink	vs. Connecticut	July 29, 2007
Earned Runs	12	Charlie Zink	vs. Connecticut	July 29, 2007
Walks	9	Bobby Rodgers	vs. Norwich	August 4, 1999
Strikeouts	13*	Anthony Ranaudo	vs. Erie	June 13, 2013
Hits	18	Clemente Nunez	@ Canton-Akron	August 7, 1996
Home Runs	5	Bryan Ward	vs. Bowie	May 12, 1997
Wild Pitches	6	Devern Hansack	@ Harrisburg	April 21, 2006
Hit Batsmen	4	Dave Townsend	vs. Harrisburg	July 18, 1997

Fielding

Putouts	25	Alberto Concepcion	@ Bowie	June 11, 2005
Assists	9*	Wilson Valdez	@ Trenton	August 21, 2002
Errors	3*	Jose Rosario	vs. Trenton	April 22, 2017
Passed Balls	3	Ramsey Koeysers	vs. Reading	August 3, 1997

*Occured multiple times, listed last time it occurred

SEASON & FRANCHISE RECORDS

Team Season Batting Records

	Most	Year	Least	Year
Games	143	2007	114	2021
At-Bats	4,890	1997	3,695	2021
Hits	1,407	1997	968	2021
Runs	824	1997	516	2019
Doubles	304	2011	213	2001
Triples	47	2016	16	2019
Home Runs	191	1997	66	2015
RBI	765	1997	476	2019
Walks	590	2007	333	2021
Strikeouts	1291	2019	888	2006
Stolen Bases	153	1996	46	2021
Average	.288	1997	.233	2019

Team Season Pitching Records

	Most	Year	Least	Year
Complete Games	14	2000	0	'08, '10, '15
Shutouts	16	'06, '19	3	1994
Wins	88	2014	53	2015
Losses	89	2015	47	2021
Saves	45	1996	20	2016
Innings	1,257	2001	958.2	2021
Walks	553	2007	342	2021
Strikeouts	1,141	2001	864	2000
ERA	4.77	2004	3.24	2001

Franchise Records

Longest Winning Streak	14	July 6-21, 2021
Longest Losing Streak	10*	July 29-August 8, 2006
Longest Game (innings)	17*	April 15, 2016 vs. Hartford in 5-2 Portland Loss
Longest Game (time)	5:41	April 16, 2008 vs. Connecticut in 8-7 Portland Win
Longest Nine-Inning Game Time	4:09	May 30, 2008 vs. New Hampshire Win
Shortest Nine-Inning Game	1:54	May 13, 2011 @ New Britain
Largest Margin of Victory (regular)	18*	May 31, 2019 @ Binghamton (Portland 20-2 win)
Largest Margin of Defeat	17*	August 8, 2018 at Erie
Most Runs Scored	20	May 31, 2019 @ Binghamton (Portland 20-2 win)
Most Runs Allowed	21	June 7, 2017 vs. Akron in 21-4 loss (Game 1 of DH)
Most Runs (Both Teams Combined)	35	April 26, 2009 vs. Connecticut in 20-15 Portland Loss

*Feat accomplished more than once. Last occurrence listed.

SEA DOGS NOTES

Longest Winning Streaks

14 - July 6-21, 2021
 12 April 25 - May 7, 1997
 11 April 12 - April 26, 2000
 11 April 11- April 24, 1995
 10 August 15 - August 25, 2014
 10 May 31- June 13, 2006
 10 April 7- April 17, 2005
 10 August 22 - August 31, 2000

Longest Losing Streaks

10 July 29 - August 8, 2006
 10 April 10 - April 19, 1994
 9 July 31- August 7, 2003
 8 May 14 - May 20, 2019
 8 April 22 - April 29, 2016
 8 July 13 - July 19, 2013
 8 July 21- July 29, 1999

SINGLE-SEASON RECORDS

BATTING

Minimum 383 Plate Appearances

AVERAGE

Kevin Millar ('97)	.342
Aneury Tavarez ('16)	.335
Kevin Youkilis ('03)	.327
Todd Betts ('00)	.321
Kevin Millar ('96)	.318

HITS

Kevin Millar ('97)	175
Billy McMillon ('95)	162
Ryan Jackson ('97)	153
Todd Dunwoody ('96)	153
Kevin Millar ('96)	150

STRIKEOUTS

Josh Booty ('97)	166
Jeremy Owens ('03)	161
Abraham Nunez ('98)	155
Julio Ramirez ('99)	150
Nate Rolison ('98)	150

ON-BASE %

Kevin Youkilis ('03)	.487
Kevin Millar ('97)	.423
Billy McMillon ('95)	.423
Jeff Natale ('07)	.417
Two Players Tied	.416

RBI

Kevin Millar ('97)	131
Ryan Jackson ('97)	98
Chris Norton ('99)	97
Adrian Gonzalez ('02)	96
Luis Exposito ('10)	94

DOUBLES

Jon Still ('09)	40
Luis Exposito ('10)	39
Chih-Hsien Chiang ('11)	37
Brandon Moss ('06)	36
Two Players Tied	35

WALKS

Billy McMillon ('95)	96
Jeff Natale ('07)	88
Kevin Youkilis ('03)	86
Ralph Milliard ('95)	86
Nate Spears ('10)	84

SLUGGING %

Chris Norton ('99)	.633
Kevin Millar ('97)	.605
Jeremy Barfield ('17)	.584
John Roskos ('97)	.541
Charles Johnson ('94)	.524

HOME RUNS

Chris Norton ('99)	38
Kevin Millar ('97)	32
Charles Johnson ('94)	28
Jeremy Barfield ('17)	27
Ryan Jackson ('97)	26

TRIPLES

Nate Spears ('16)	13
Julio Ramirez ('99)	10
Abraham Nunez ('01)	9
Fletcher Bates ('99)	9
Four Players Tied	8

RUNS SCORED

Nate Spears ('10)	104
Ralph Milliard ('95)	104
Mark Kotsay ('97)	103
Cesar Crespo ('00)	96
Kevin Millar ('97)	94

STOLEN BASES

Julio Ramirez ('99)	64
Luis Castillo ('96)	51
Cesar Crespo ('00)	41
Jesus Medrano ('02)	39
Three Players Tied	35

PITCHING

Minimum 114 Innings Pitched

ERA

Daniel McGrath ('19)	1.68
Brian Johnson ('14)	1.75
Henry Owens ('14)	2.60
Jon Lester ('05)	2.61
Michael Tejera ('99)	2.62
('18)	13

SAVES

Bill Hurst ('96)	30
Jay Powell ('95)	24
Hector Almonte ('99)	23
Mike James ('07)	22
Bobby Rodgers ('00)	22

STRIKEOUTS

Brent Billingsley ('98)	183
Jon Lester ('05)	163
Tony Saunders ('96)	156
Michael Tejera ('99)	152
Claudio Vargas ('01)	151

WINS

Henry Owens ('14)	14
Michael Tejera ('99)	13
Tony Saunders ('96)	13
Brandon Leese ('00)	12
Four Players Tied	11

INNINGS PITCHED

Brian Meadows ('97)	175.2
Brandon Leese ('00)	173.2
Brent Billingsley ('98)	171.0
Reynol Mendoza ('95)	168.0
Tony Saunders ('96)	167.2

APPEARANCES

Mick Pageler ('98)	60
Chad Rhoades ('09)	56
Mike James ('07)	55
Felix Heredia ('96)	55
Dan Cherney ('95)	55

LOSSES

Justin Haley ('15)	16
Mike Augliera ('15)	15
Mark Johnson ('98)	14
Brent Billingsley ('98)	13
Teddy Stankiewicz	11

WALKS

Charlie Zink ('04)	72
A.J. Burnett ('99)	71
Omar Ortiz ('02)	70
Bobby Rodgers ('99)	70
Brent Billingsley ('98)	70

WINNING % (min. 10 dec.)

Brian Johnson ('14)	.833
Kason Gabbard ('06)	.818
Geoff Duncan ('98)	.818
Livan Hernandez ('96)	.818
Will Cunnane ('95)	.818

CAREER SEA DOGS RECORDS

BATTING

Minimum 400 Plate Appearances

AVERAGE

Kevin Millar ('96-'97, '02)	.328
Kevin Youkilis ('03)	.327
Todd Betts ('00)	.321
Luis Castillo ('96)	.317
Joe Funaro ('98-'00)	.314

HITS

Kevin Millar ('96-'97, '02)	326
Cole Sturgeon ('15-'18)	294
Pablo Ozuna('99-'00)	284
Ryan Khoury ('08-'11)	283
Fletcher Bates('98-'99)	283

STRIKEOUTS

Jaime Jones ('98-'01)	275
Nate Rolison('98-'99, '01)	269
Ryan Khoury ('08-'11)	266
Jeff Bailey('01, '04-'05)	252
Iggy Suarez ('06-'09)	242

ON-BASE %

Kevin Youkilis ('03)	.487
Billy McMillon ('95)	.423
Todd Betts ('00)	.416
Jeff Natale ('07-'08)	.415
Two Players Tied	.412

RBI

Kevin Millar ('96-'97, '02)	220
Chris Norton ('98-'00)	159
Nate Rolison('98-'99, '01)	154
Tim Clark ('94-'95)	153
Jeff Bailey('01, '04-'05)	150

DOUBLES

Chih-Hsien Chiang ('10-'11)	72
Ryan Khoury ('08-'11)	71
Brandon Moss ('05-'06)	67
Kevin Millar ('96-'97, '02)	66
Two Players Tied	64

WALKS

Ryan Khoury ('08-'11)	168
Jeff Corsaletti('07-'08)	136
Nate Rolison('98-'99, '01)	133
Jeff Bailey('01, '04-'05)	130
Travis Shaw ('12-'14)	128

SLUGGING %

Chris Norton ('98-'00)	.588
Kevin Millar ('96-'97, '02)	.552
Ryan Jackson ('97)	.544
Chih-Hsien Chiang ('10-'11)	.516
Charles Johnson ('94-'95)	.516

HOME RUNS

Chris Norton ('98-'00)	54
Kevin Millar ('96-'97, '02)	51
Jeff Bailey('01, '04-'05)	33
Nate Rolison('98-'99, '01)	33
John Roskos ('96-'97)	33

TRIPLES

Aneury Tavarez ('15-'17, '19)	15
Fletcher Bates ('98-'99)	14
Pablo Ozuna('99-'00)	13
Abraham Nunez('00-'01)	12
Two Players Tied	11

RUNS SCORED

Ryan Khoury ('08-'11)	178
Kevin Millar ('96-'97, '02)	164
Brandon Moss('05-'06)	163
Jeff Corsaletti ('07-'08)	153
Nate Rolison('98-'99, '01)	152

STOLEN BASES

Jeremy Hazelbaker ('11-'12)	68
Pablo Ozuna('99-'00)	66
Julio Ramirez ('99)	64
Quincy Foster ('00-'02)	58
Two Players Tied	51

PITCHING

Minimum 120 Innings Pitched

ERA

Daniel McGrath ('18, '19)	2.54
Jon Lester ('05, '07)	2.57
Marc Valdes ('94, '96)	2.59
Tony Saunders ('96-'97)	2.71
Geoff Duncan ('98-'00)	2.81

SAVES

Bill Hurst ('96-'97)	30
Bobby Rodgers('98-'02)	27
Hector Almonte('98-'00)	26
Three Players Tied	24
Noe Ramirez ('13-'14)	23

STRIKEOUTS

Michael Tejera('98-'99, '01)	380
Teddy Stankiewicz ('16-'18)	317
Bobby Rodgers ('98-'02)	293
Chris Smith ('04-'07)	292
Bryan Ward ('95-'97)	264

WINS

Michael Tejera('98-'99, '01)	31
Keith Couch ('13-'14, '16)	28
Chris Smith ('04-'07)	24
Charlie Zink ('03-'07)	22
Bryan Ward ('95-'97)	22

INNINGS PITCHED

Teddy Stankiewicz ('16-'18)	423.2
Michael Tejera('98-'99, '01)	403.0
Jeremy Kehrt ('10-'14)	386.1
Brandon Leese('98-'00)	381.2
Nate Bump ('99-'02)	375.0

APPEARANCES

Scott Henderson ('99-'01)	124
Bobby Rodgers ('98-'02)	114
Mike James ('07-'08)	101
Dan Chervey ('95-'97)	100
Chad Rhoades('08-'09)	97

LOSSES

Teddy Stankiewicz ('16-'18)	28
Nate Bump ('99-'02)	26
Mike Augliera ('14-'15)	25
Kason Gabbard('04-'06, '09)	23
Two Players Tied	22

WALKS

Charlie Zink ('03-'07)	188
Kason Gabbard('04-'06, '09)	144
Bobby Rodgers ('98-'02)	143
Kevin McAvoy ('16-'18)	130
Jeremy Kehrt ('10-'14)	123

WINNING % (min. 12 dec.)

Hector Mercado ('97)	.786
Brian Johnson ('14, '19)	.769
Tony Saunders('96-'97)	.765
Robby Scott ('14-'15)	.750
Antonio Alfonseca ('95)	.750

SEA DOGS ALL-TIME ROSTER

A

Abbott, Jeff 2001
Adams, Brian 2003
Adames, Jose 2021
Adamson, Joel 1994
Aguila, Chris 2001-02
Aldred, Scott 2003
Alfonseca, Antonio 1995
Alkire, Jeff 1996
Allday, Forrestt 2015
Almanza, Armando 1999
Almanzar, Carlos 2007
Almanzar, Michael 2013-14
Almonte, Hector 1999-00
Alvarez, Abe 2004
Alvarez, Jimmy 2004
Alvarez, Jorge 1994
Anderson, Lars 2008-10
Apodaca, Juan 2008-10
Aquino, Luis 1994
Aro, Jonathan 2015
Arroyo, Luis 1999
Asche, Cody 2019
Asencio, Miguel 2008
Astacio, Pedro 2004
Asuaje, Carlos 2015
Atkins, Mitch 2016
Augliera, Mike 2014-15
Aversa, Joe 1996

B

Bacani, David 2006-07
Bailey, Andrew 2012
Bailey, Jeff 2001, '04-05
Baillie, Stefan 2004-05
Bajoczky, Tony 2007
Balcom-Miller, Chris 2011-13
Ball, Trey 2017-18
Baldwin, Roldani 2021
Bard, Daniel 2008, '13
Barfield, Jeremy 2017
Barnes, John 2007
Barnes, Matt 2013, '17, '21
Bates, Aaron 2007-09
Bates, Fletcher 1998-99
Bazardo, Eduard 2019
Beam, Randy 2005-06
Beazley, Travis 2009
Beckett, Josh 2001
Beckett, Robbie 1996
Beeks, Jalen 2016-17
Bell, Bubba 2007-09
Bello, Braylan 2021
Benintendi, Andrew 2016
Benz, Jake 1999-00
Berg, Dave 1996
Bermudez, Ronald 2011-13
Bethea, Danny 2014-17
Betts, Jordan 2016, '18
Betts, Mookie 2014-15
Betts, Todd 2000
Billingsley, Brent 1998
Bladel, Johnny 2018
Blair, Carson 2014

Blair, Seth 2021
Blanke, Mike 2015
Blasi, Blake 2003
Bogaerts, Xander 2012-13
Booty, Josh 1997-98
Borowiak, Zach 2003, '05-'07, '09
Boscan, Wilfredo 2014
Bowden, Michael 2007-08
Bowe, Brandon 2001-02
Bradley Jr., Jackie 2012
Brasier, Ryan 2021
Brenly, Michael 2014-15
Brentz, Bryce 2012, '16
Breslow, Craig 2013
Bridges, Donnie 2002
Brisson, Dustin 2003
Britton, Drake 2012-13
Brooks, Conor 2004-05
Brooks, Frank 2006
Brown, Dusty 2006-07
Brown, Jason 2001
Brown, Ron 1996
Brown, Tonayne 2003
Buchholz, Clay 2007-08
Buckley, Jim 2005
Buckner, Billy 2012
Bumatay, Mike 2006
Bump, Nate 1999-02
Burgus, Travis 1997-99
Burnett, A.J. 1999
Butler, Dan 2011-12
Buttrey, Ty 2016-17

C

Cabral, Cesar 2011
Callahan, Jamie 2017
Cameron, Mike 2010
Cameron, Ryan 2003-04
Cames, Aaron 1999
Campo, Mike 2004
Cannon, Cameron 2021
Candeleria, Ben 2000-02
Carlson, Jesse 2012
Carpenter, Chris 2012
Casas, Triston 2021
Castellanos, Pedro 2021
Castillo, Luis 1996
Castillo, Rusney 2014
Castro, Nelson 2003
Castro, Ramon 1998
Castro, Tony 1997
Catalanotte, Greg 2003
Cecchini, Garin 2013
Celestino, Miguel 2013-15
Chang, Ray 2010
Chapman, Jake 2003
Chatham, C.J. 2019
Chauncey, Clint 2004
Chavez, Carlos 1997
Chavez, Chris 2002
Chavez, Dirimo 2005
Chavez, Rafael 1994
Chavis, Michael 2017-18
Chergey, Dan 1995-97

Chiang, Chih-Hsien 2010-11
Chester, David 2014-15
Christian, Eddie 1994
Christman, Tim 2002
Clapinski, Chris 1995-96, '01
Clark, Chris 1999-02
Clark, Tim 1994-95
Clay, Caleb 2011-12
Coello, Robert 2010
Cooney, Harrison 2018
Comer, Scott 2000
Concepcion, Alberto 2004-06
Cook, Hayward 1996-98
Coquillette, Trace 2002-03
Cornelius, Reid 1997
Cornely, John 2015
Corsaletti, Jeff 2007-08
Cosart, Jake 2017-19
Cottam, Kole 2021
Couch, Keith 2013-14, '16
Court, Ryan 2016
Cox, Bryce 2007-10
Coyle, Sean 2014, '16
Crawford, Carl 2012
Crawford, Kutter 2019, '21
Crespo, Cesar 2000
Cromer, Brandon 1998
Crozier, Eric 2007
Cubillan, Ricardo 2019, '21
Cueto, Jose 2002
Cuevas, William 2015
Cunnane, Will 1995-96
Curcio, Keith 2019
Curletta, Joey 2019

D

Daeges, Zach 2008
Dahlstrand, Jacob 2016-17
Dalbec, Bobby 2018-19
Dalton, Wil 2021
Daniel, Mike 1994
Danielson, Sean 2008
Darensbourg, Vic 1994
Decker, Cody 2016
De Jesus, Enmanuel 2021
De La Cruz, Keury 2014-15
De La Guerra, Chad 2017-18
De La Hoya, Javier 1994
De La Rosa, Jorge 2003
Delcarmen, Manny 2005, '10
Dempster, Ryan 1998
Dening, Mitch 2011
Dent, Ryan 2011-14
DePew, Jake 2017
De Renne, Keoni 2006
Deschenes, Marc 2004-05
Devers, Rafael 2017
Devey, Phil 2005
DeWitt, Scott 1998
Diaz, Argenis 2008-09
Diaz, Dayan 2014-15
Diaz, Felix 2007
Diaz, Luis 2014-15
Dina, Allen 2002

SEA DOGS ALL-TIME ROSTER

DiNardo, Lenny	2004, '06	Goelz, Jim	2003	Hernandez, Marco	2015
Disla, Jose	2021	Goetz, Geoff	2000-02	Hernandez, Oscar	2019
Dobies, Andrew	2006-10	Gomez, Anyelo	2019	Hernandez, Ronaldo	2021
Dominique, Andy	2003	Gomez, Rio	2021	Herndon, Junior	2003
Dominguez, Drew	2011	Gonzalez, Adrian	2002	Herold, Mitch	2010
Donaldson, Bo	2004	Gonzalez, Alex	2005	Hertzler, Barry	2005-07
Doubront, Felix	2009-11, '14	Gonzalez, Alex	1996-97	Hill, Rich	2012
Downs, Jerry	2019	Gonzalez, Gabe	1997, '99	Hirtensteiner, Rick	1994
Doyle, Terry	2013	Gonzalez, Juan	1997	Hissey, Peter	2012-14
Drehoff, Jake	2016-17	Gonzalez, Miguel	2011	Holdzkorn, Lincoln	2007
Drew, Stephen	2013	Goodell, Steve	1998	Holt, Brock	2017, '19
Drumright, Mike	2001	Goodson, Matt	2006-08	Honeycutt, Heath	2000-02
Duarte, Marco	2012	Gorst, Matthew	2018-19	Hooper, Kevin	2001
Dubon, Mauricio	2016	Gousha, Sean	1994	Hottovy, Tommy	2006-11
Duncan, Geoff	1998-00	Graghani, Reed	2015-16	Houck, Tanner	2019
Dunwoody, Todd	1996	Granadillo, Tony	2007-08	Howell, Jason	2004
Duran, Jarren	2019	Granberg, Devlin	2021	Howell, Jeff	2011
Durbin, Chris	2005-06	Greenwell, Bo	2014	Huntzinger, Brock	2011-13
Duvall, Mike	1997	Gregor, Conrad	2018	Hurst, Bill	1996-97
E		Grilli, Jason	2001	I	
Edmondson, Brian	2001	Groome, Jay	2021	Iapoe, Anthony	2002
Elhrich, Drew	2004	Grover, Taylor	2016-17	Iglesias, Jose	2010
Elias, Roenis	2017	Gunkel, Joe	2015	Izquierdo, Hansel	2001-02
Ellington, Brian	2019	Gulan, Michael	1998	J	
Elisbury, Jacoby	2006-07, '10	H		Jackson, Kyle	2005-08
Elmore, Chris	2003	Haeger, Charlie	2011, '13	Jackson, Ryan	1997
Engel, Reid	2009	Haigwood, Daniel	2007-08	Jacobs, Brandon	2013
Erickson, Matt	1999-00	Haines, Talley	2005	Jacobsen, Joe	1997-98
Esbobar, Leonel	2013	Haley, Justin	2014-16	James, Mike	2007-08
Evert, Brett	2006	Hall, Mickey	2008	Jenks, Bobby	2011
Exposito, Luis	2009-10	Hammond, Chris	1994	Jerez, Williams	2015-17
F		Hamulack, Tim	2002, '04	Jimenez, Dedgar	2017-19
Federowicz, Tim	2011	Hancock, Chris	1995	Jimenez, Jorge	2008-09
Feltman, Durbin	2019, '21	Hanigan, Ryan	2015-16	Jimenez, Luis	2006
Fernandes, Kyle	2007-11	Hansack, Devern	2006	Johns, Bryan	2012
Fesh, Sean	2002	Hansen, Craig	2005-06	Johnson, Brian	2014, '19
Fields, Josh	2011-12	Hardy, Dylan	2019	Johnson, Charles	1994-95
Fife, Stephen	2010-11	Harper, Brandon	2000-01	Johnson, Eric	2004
Fisher, Pete	2005	Harris, Doug	1996	Johnson, James	2003-04
Fitzgerald, Ryan	2021	Hart, Kyle	2018-19	Johnson, Jay	2006-08
Fontenot, Joe	1998	Hassan, Alex	2011	Johnson, Kelly	2014
Fossum, Casey	2003	Hastings, Lionel	1996-97, '99	Johnson, Kris	2008-09
Foster, Quincy	2000-02	Hattig, John	2003-04	Johnson, Mark	1998
Fox, Chad	2003	Haverbusch, Kevin	2003	Johnson, Matty	2013
Frederick, Kevin	2006	Haynes, Heath	1997	Jones, Hunter	2007-08
Freiman, Nate	2016	Hazelbaker, Jeremy	2011-12	Jones, Jaime	1998-01
Frias, Vladimir	2011	Headley, Justin	2003-04	Jordan, Brantley	2005
Fulse, Sheldon	2004-05	Hebson, Bryan	2004	Jorgensen, Ryan	2002
Funaro, Joe	1998-00	Hedman, Drew	2012	Jorgensen, Terry	1994
G		Hedrick, Justin	2009	Joseph, Tommy	2019
Gabbard, Kason	2004-06, '09	Hee, Jon	2011-12	Juelsgaard, Jarod	1994-95
Gamble, Jerome	2003-04	Heinrichs, Jon	1999	K	
Garcia, Amaury	1998	Heller, Kevin	2013-15	Kaercher, Matt	2003
Gardner, Jarrett	2004	Henderson, Ryan	2000	Kalish, Ryan	2009-10, '12
Garrison, Seth	2011	Henderson, Scott	1999-01	Kaminska, Kyle	2013, '15
Gassner, Dave	2008	Henkel, Rob	2002	Kapler, Gabe	2003, '06
Gedman, Matthew	2011	Heredia, Felix	1996	Katzaroff, Rob	1995
Gentile, Zach	2012	Heredia, Wilson	1995	Kehrt, Jeremy	2010-14
German, Frank	2021	Hermida, Jeremy	2010	Kelley, Trevor	2017-18
Gibson, Derrik	2012-14	Hernandez, Chris	2012-13	Kelly, Casey	2010
Gillespie, Eric	2001	Hernandez, Darwinson	2018	Kelly, Dustin	2004, '06
Glaser, Eric	2003-04	Hernandez, Jayson	2012	Kelly, Heath	2001-02
Gload, Ross	2000	Hernandez, Livan	1996	Kelly, Zack	2021

SEA DOGS ALL-TIME ROSTER

Kendrena, Ken	1994	Lucena, Isaias	2018-19	Mix, Greg	1995-97
Kent, Matthew	2018-19, '21	Luis, Santo	2010-11	Moncada, Yoan	2016
Kester, Tim	2003			Monge, Joseph	2017, '19
Keylor, Cory	2007	M		Montalbano, Greg	2003-04
Khoury, Ryan	2008-11	MacDonald, Mike	2012	Morales, Franklin	2013
Kilburg, Joe	2004	Mack, Quinn	1996	Morales, Steve	1998, '02
Klinz, Larry	1999	Madden, Charlie	2018-19	Mortensen, Clayton	2012
Klepacki, Ed	2002	Maddox, Austin	2016-18	Moskau, Ryan	2000-01
Knotts, Gary	1999-00	Madera, Chris	2016, '18	Moss, Brandon	2005-06
Koeyers, Ramsey	1997	Madera, Sandy	2008	Mull, Blaine	1998
Kotsay, Mark	1997	Mairena, Oswaldo	2001	Murphy, Chris	2021
Kottaras, George	2006	Malinoski, Chris	1994	Murphy, David	2005-06
Kraus, Kyle	2013-15	Maloney, Matt	2013	Myrow, Brian	2006
Kremers, Jimmy	1995	Mann, Jim	2005		
Kuilan, Hector	1998-99	Mantei, Matt	1995, '97		
Kumagai, Ryo	2003	Marban, Jorge	2015	N	
Kurcz, Aaron	2012, '14	Margot, Manuel	2015	Nall, T.J.	2007
		Marrero, Deven	2013-14	Natale, Jeff	2007-08
		Martin, Chris	2011-13	Natoli, Nick	2012-13
		Martin, Kyle	2015	Nathans, John	2003-04
L		Martinez, Algenis	2018	Nava, Daniel	2009
Lackey, John	2013	Martinez, Anastacio	2003	Navarro, Yamaico	2009-10
Lakins, Travis	2017-18	Martinez, Edgar	2004-06	Neal, Blaine	2001
Lambert, Jeremy	2004	Martinez, Joan	2021	Negron, Kris	2008
Lanigan, Bobby	2013	Martinez, Luis	2015	Nelson, Joe	2004
Lara, Nelson	2000	Martinez, Ramon	1994	Netzer, Brett	2019
Large, T.J.	2008-10	Mars, Danny	2017-18	Newlin, Jim	1994
Larkin, Andy	1995-96, '99	Massingale, Matt	2002	Nicolas, Michael	2003
Larson, Ryan	2004	Masterson, Justin	2007-08, '15	Niesen, Eric	2013
Latimer, Will	2009, '11-13	Mata, Bryan	2019	Nieves, Raul	2003-05
Lau, Adam	2018-19, '21	Matheny, Tate	2018-19, '21	Niles, Drew	1999-02
Lavarnway, Ryan	2010-11, '14	Matsuzaka, Daisuke	2009, '12	Nishioka, Tanner	2018, '21
Lawley, Dustin	2015	Maxwell, Blake	2007, '09-'11	Norris, Joe	1997
Lawson, Ryne	2008-10	McAvoy, Kevin	2016-18	Norton, Chris	1998-00
Leahy, Pat	1994-95	McCarthy, Mike	2013-16	Nunez, Abraham	2000-01
Lee, Michael	2011-12	McClaskey, Tim	2001	Nunez, Clemente	1996
Leese, Brandon	1998-00	McCurtain, Paul	1998, '01	Nunez, Jhon	2018-19
Lemon, Don	1994-95	McGowan, Sean	2003-04		
Lenik, Kevin	2019	McGrath, Daniel	2018-19	O	
Lentz, Richie	2008-09	McGrath, Tom	1994-95	O'Halloran, Greg	1994
Leon, Carlos	2003	McMillon, Billy	1995	O'Keefe, Mike	2004-05
Leonard, Mike	2006	Meadows, Brian	1996-97	O'Neill, Doug	1996
Lester, Jon	2005, '07	Medrano, Jesus	2002-04	Ockimey, Josh	2017-18
Levan, Matt	2001	Mejia, Jenrry	2019	Olinger, Durin	2018
LeVier, Bret	2005	Melconian, Alex	2000	Olivares, Gerardo	2013
Leyer, Robinson	2019	Mendoza, Luis	2006	Oliver, Jared	2018
Light, Pat	2015	Meneses, Heiker	2011-14, 17	Olmsted, Michael	2014
Lin, Che-Hsuan	2010-11	Meneses, Joey	2021	Olsen, Kevin	2000-01
Lin, Tzu-Wei	2015-17	Mendoza, Reynol	1995-96	Olson, Tyler	2021
Linares, Juan Carlos	2010, 12-13	Mercado, Hector	1997	Olt, Mike	2017-18
Lobaton, Jose	1999	Mercedes, Simon	2015-16	Ortega, Jonathan	2019
LoBrutto, Dominic	2019, 2021	Meredith, Cla	2005	Ortiz, David	2008
Lockwood, Mike	2004	Meyers, Mike	2017	Ortiz, Omar	2002
Lombard, George	2004	Middlebrooks, Will	2011	Osinski, Michael	2019, '21
Longhi, Nick	2017	Mieses, Johan	2021	Otness, John	2007-09
Loop, Derrick	2009	Millar, Kevin	1996-97, '02	Ott, Matty	2013-14
Lopez, Angel	2002	Miller, Derek	2016	Owens, Henry	2013-14, 17
Lopez, Deiner	2017-19	Miller, Mike	2014-16	Owens, Jeremy	2003
Lopez, Gustavo	2002	Miller, Ryne	2009-10	Ozuna, Pablo	1999-00
Lopez, Jack	2021	Miller, Wade	2005		
Lopez-Cao, Mike	2004	Milliard, Ralph	1995-97	P	
Lovullo, Nick	2016-19	Mills, Adam	2008-09	Pachot, John	2000
Lowrie, Jed	2007, '09	Minges, Tyler	2006	Padgett, Matt	2002
Loyd, Brian	2003	Miniel, Rene	2003	Padron, Jorge	2010-11
Lucca, Lou	1995			Pageler, Mick	1998-99
				Pahucki, Dave	2003, '05

SEA DOGS ALL-TIME ROSTER

Paniagua, Salvador	2007	Renda, Tony	2018	Segovia, Luis	2010
Papelbon, Jonathan	2005	Renteria, Edgar	1995	Seibel, Phil	2004, '06
Papelbon, Joshua	2009	Renteria, Edinson	1994	Sergeant, Joe	2002
Parisi, Mike	1997	Reyes, Denyi	2019, '21	Shaw, Travis	2012-14
Paskievitch, Tom	1994	Reynoso, Ryne	2010	Shawaryn, Mike	2018
Pauley, David	2005-06	Rhoades, Chad	2008-09	Sheely, Matt	2009-10
Pearsall, JJ	2002	Rice, Jason	2010	Sheff, Chris	1994-96
Pearson, Jason	2005	Richards, Mark	1998	Sheffield, Gary	1994
Pedroia, Dustin	2005, '19	Richardson, Dustin	2008-09	Shepherd, Chandler	2016
Peeples, Mike	2002	Rigsby, Randy	2000, '02	Sherrod, Justin	2003
Peley, Josue	2010	Rijo, Wendell	2016	Shibilo, Andy	2003
Pena, Mickey	2013-14	Rivera, Jeremy	2018-19, '21	Shoemaker, Scott	2005-07
Penny, Brad	1999	Rivero, Carlos	2014	Shoppach, Kelly	2003
Pereda, Jhonny	2021	Rizzo, Anthony	2010	Skinner, John	2002
Perez, Juan	2003-04	Roa, Joe	2001	Sloan, Brandon	2002
Perez, Kenny	2004-05	Roberson, Tim	2015-16	Smith, Bubba	2001
Perez, Rafael	2013	Robertson, Jason	1996	Smith, Carson	2016-17
Perez, Yorkis	1994	Robertson, Nate	2002	Smith, Chris	2004-07
Perigny, Don	1994	Robertson, Ryan	1998-99	Smith, Hunter	2019
Petersen, Bryan	2010	Rodgers, Bobby	1998-02	Smith, Jeff	2003
Petersen, Matt	1994	Rodriguez, Eduardo	2014, '17-'18	Smith, Josh D.	2017-18
Pettit, Doug	1995	Rodriguez, Maximo	1996	Smith, Marquez	2012
Phoenix, Wynter	2000-01	Rodriguez, Reynaldo	2011-12	Smoltz, John	2009
Pimentel, Stolmy	2011-12	Rodriguez, Victor	1997-99	Snare, Ryan	2002
Pimentel, Yankory	2017-18	Rogers, Joe	2004	Sogard, Nick	2021
Pinckney, Andrew	2007-08	Rojas, Euclides	1995	Solis, Ali	2016
Place, Jason	2009-10	Rolison, Nate	1998-99, '01	Spann, Chad	2005-07
Plummer, Jarod	2009	Romanski, Jake	2015-17, '19	Spears, Nate	2010
Polanco, Enohal	2000	Roneberg, Brett	2001, '04	Spencer, Stanley	1994-95
Politi, Andrew	2021	Roof, Jonathan	2014-15	Spoone, Chorye	2012
Pomeranz, Drew	2018	Rosario, Alberto	2013	Spring, Matt	2011-14
Portice, Eammon	2010-12	Rosario, Charle	2011-12	Stanifer, Rob	1996
Potts, Hudson	2021	Rosario, Jeisson	2021	Stanley, Jered	2008
Povich, Chad	2007	Rosario, Jose	2017	Stankiewicz, Teddy	2016-18
Poyner, Bobby	2017-18	Rosario, Rainel	2016	Stevens, Josh	2003-04
Powell, Jay	1995	Rosenbaum, Danny	2015	Still, Jon	2009
Press, Gregg	1997	Roskos, John	1996-97	Striz, Nate	2013
Pressly, Ryan	2012	Ross, David	2013	Sturge, Justin	2005-06
Pritz, Bryan	2006-08	Rozier, Mike	2006	Sturgeon, Cole	2015-18
Procyshen, Jordan	2017-18	Rudolph, Mason	1995	Suarez, Alixon	2015
Province, Chris	2009	Rudrude, Brett	2003	Suarez, Iggy	2006-09
Q	Quevedo, Heri	Ruiz, Pete	2013-14	Sweeney, Ryan	2012
	Quiroz, Esteban	Rusch, Matt	2011	Swihart, Blake	2014-15
R		Rusconi, Jagger	2019	T	
		Rutledge, Josh	2017		
Raleigh, Matt	2000	S		Tavarez, Aneurys	2015-17, '19
Ramirez, Hanley	2004-05			Tavarez, Jesus	1994
Ramirez, Julio	1999	Sale, Chris	2021	Taylor, Ben	2016
Ramirez, Noe	2013-14	Sanchez, Anibal	2005	Taylor, Josh	2018
Ramos, Henry	2014-16	Sandberg, Jared	2005	Tazawa, Junichi	2009, 2011
Ramos, Victor	2006	Santana, Danny	2021	Tejeda, Oscar	2011-2, '15
Rangel, Oscar	2021	Santos, Jose	2002	Tejera, Michael	1998-99, '01
Ray, Jayce	2016	Santos, Victor	2021	Tekotte, Blake	2015
Ranaudo, Anthony	2012-13	Sappelt, Dave	2015	Tender, Luke	2018-19
Rector, Bobby	1997-99	Saunders, Tony	1996-97	Thomas, Tony	2011, '13
Reddick, Josh	2007-09	Scheffer, Aaron	2001	Thompson, Dylan	2019
Redmond, Mike	1995-96, '98	Schellenger, Zach	2019, '21	Thompson, Jake	2021
Reed, Nate	2014	Scherff, Alex	2021	Thornburg, Tyler	2018
Reed, Tyreque	2021	Schifano, Tony	1999	Thornton, Paul	1996
Reese, Nate	1999-00	Schneidmiller, Gary	2004	Tobias, Josh	2017-19
Reeves, Glenn	1997-99	Schrager, Tony	2003	Tomori, Denney	2005
Rei, Austin	2018-19	Schunk, Jerry	1994	Torres, Tony	1995-97
		Schwaab, Andrew	2019	Tovar, Carlos	2017
		Scott, Robby	2014-15	Townsend, Dave	1997-98
		Searles, Jon	2006	Travis, Sam	2015

SEA DOGS ALL-TIME ROSTER

Treanor, Matt 2001-02
Tucker, Rusty 2006
Turley, Nik 2016
 Turpen, Daniel 2010
 Twomley, Jason 2006

U

Urquidez, Jason 2012
Urrutia, Henry 2017

V

Valdes, Marc 1994-95
 Valdez, Alex 2011
Valdez, Jose 2014
Valdez, Wilson 2002
 Van Der Bosch, Matt 2005-06
 Vaquedano, Jose 2006-08
 Vardijan, Dan 1998-99
Vargas, Claudio 2000-01
 Vasquez, Carlos 2008
 Vaughan, Beau 2004, 07-08
Vazquez, Christian 2012-13, '18
 Vazquez, Will 2010-11
Victorino, Shane 2015
Villafuerte, Brandon 1998-99
Villanueva, Elih 2017
 Villegas, Felix 2003
 Vinicio, Jose 2015-16
 Vitek, Kolbrin 2012-13

W

Wade, Konner 2019
 Wagner, Mark 2008-09, '11
Wainhouse, David 1995
 Waller, Casey 1995
Ward, Bryan 1995-97
 Thaddeus Ward 2021
 Wathan, Derek 2000-01
Wathan, Dusty 2001
Wayne, Justin 2002
 Weatherby, Charlie 2003-04
Webster, Allen 2012-13
Weems, Jordan 2015-16, '18-19
Weiland, Kyle 2010
 Welch, Stefan 2014
 West, Jeremy 2005-06
Whisenant, Matthew 1995
White, Derrick 1994
White, Matt 2003
 White, Walter 1998
 Whitten, Mike 1994
Wilkerson, Aaron 2015-16
 Wilkerson, Shannon 2012-14
 Wilcox, Luke 2001
 Williams, Grant 2021
 2010-11
Wilson, Alex 2002
Wilson, Josh 2002
 Wilson, Marcus 2019
 Wilson, Pookie 1995-97
 Winckowski, Josh 2021
Winn, Randy 1997
 Witte, Jantzen 2015-16, '18-19
 Woodards, Orlando 2002
Workman, Brandon 2012-13, '16
 Wort, Rob 2016
Wright, Steven 2012, '14

Yarnall, Ed 1998
 Vaughn, Kip 1994
 Yockey, Mark 1994
Youkilis, Kevin 2003
 Young, Colin 2004
 Youngbauer, Scott 2005, '07
Younginer, Madison 2014-15
 Ysla, Luis 2016-17

Y

Zink, Charlie 2003-07

Z

MANAGERS

Beyeler, Arnie 2007-10
 Boles, Kevin 2011-13
 Cacciatore, Frank 1999
 Claus, Todd 2005-06
 Febles, Carlos 2016-17
 Fenster, Darren 2018
 Fox, Eric 2002
 Gonzalez, Fredi 1997
 Johnson, Ron 2003-04
 Jones, Lynn 1998
 McMillon, Billy 2014-15
 Oliver, Joe 2019-20
 Renteria, Rick 2000-01
 Tosca, Carlos 1994-96
 Wimberly, Corey 2021

COACHES

Abbott, Paul 2018-19
 Adams, Ace 2006
 Andrews, Jeff 2001
 Arroyo, Fernando 2005
 Budaska, Mark 2003
 Burns, Britt 1997
 Carter, Lance 2021
 Castro, Jose 1994, '99-01
 Cather, Mike 2007-09
 DeMerritt, Marty 1994
 Gale, Rich 1995-96
 Gedman, Rich 2013-14
 Jiang, Mickey 2016-17
 Joppie, Dave 2008-12, '15
 Joyce, Kenny 1996
 Kipper, Bob 2003-04, '10-14
 Luebber, Steve 1999-00
 May Jr, Lee 2017-19
 Montz, Luke 2018
 Morman, Russ 2004-07
 Nunnally, Jon 2016
 Pentland, Jeff 1995
 Peterson, Brian 1998
 Raleigh, Matt 2002
 Rende, Sal 1997-98
 Sanchez, Angel 2019
 Signore, Tom 2002
 Thomas, Ako
 Thurston, Joe 2015
 Walker, Kevin 2015-17
 Zawadzki, Lance 2021

TRAINERS

Abraham, Tim 1996-98
 Buchheit, Paul 2010
 Basham, Gene 2002
 Gallon, Scott 2017-21
 Henry, Brandon 2012-15
 Jaquette, B.J. 2003
 Jochim, Jon 2009
 Kennedy, Shane 2000
 McGowan, Mike 1995
 Mendez, Josue 2001
 Pearson, Brad 2007-08
 Slagle, Lee 2004
 Sorensen, Todd 1994
 Takahashi, Masai 2005-06
 Velazquez, Eric 2016
 Williams, Harold 1999

Total Number of Players by Year:

1994.....	38
1995.....	35
1996.....	34
1997.....	37
1998.....	38
1999.....	36
2000.....	35
2001.....	36
2002.....	47
2003.....	52
2004.....	54
2005.....	49
2006.....	50
2007.....	49
2008.....	48
2009.....	46
2010.....	46
2011.....	52
2012.....	60
2013.....	56
2014.....	51
2015.....	56
2016.....	52
2017.....	51
2018.....	54
2019.....	55
2020.....	0
2021.....	53

BOLD= Played in the Majors

**Total Sea Dogs to Appear
in the Majors**
320

**Total Players
for the Sea Dogs:**
858

SEA DOGS HALL OF FAME



CHARLES JOHNSON

2005 Inductee

1994-1995

Catcher


134 Games, .260 AVG., 28 HR, 80 RBI

1994 Eastern League All-Star

1994 Baseball America & USA Today Minor League All-Star

Five-Time National League Gold Glove Award Winner

Named to 1997 & 2001 Major League All-Star Team



CARLOS TOSCA

2005 Inductee

1994-1996

Manager

Record: 229-195 (.540)

1995 & 1996 Eastern League Northern Division Champions


1995 Double-A All Star Game (Managed the National League Team)

1995 Florida Marlins Carl Barger Player Development Person-of-the-Year

1996 Eastern League Manager of the Year

1996 Baseball America Minor League Manager of the Year

2002-2004 Toronto Blue Jays Manager



KEVIN MILLAR

2006 Inductee

1996, 1997 & 2002

First Base/Outfield

268 Games, .328 AVG., 51 HR, 220 RBI

1997 Eastern League MVP (.342 AVG., 32 HR, 131 RBI)

Reached base safely in a Minor League Baseball Record 71 straight games

Member of the 2004 World Champion Boston Red Sox



ROBERT GANLEY

2006 Inductee

1986-2000

Portland City Manager

His leadership, vision, and determination

led to the construction of

Hadlock Field and the successful bid

to bring the Sea Dogs to Portland.



EDGAR RENTERIA

2007 Inductee

1995

Shortstop

135 Games, .268 AVG., 7 HR, 68 RBI, 30 SB

1995 Florida Marlins Minor League Player of the Year

Delivered World Series-Winning Hit for the 1997 Florida Marlins

Five Time MLB All-Star

Two-Time Gold Glove Award Winner

Three-Time Silver Slugger Award Winner (2000, 2002, 2003)

2010 World Series MVP for the San Francisco Giants

SEA DOGS HALL OF FAME



FREDI GONZALEZ

2007 Inductee

1997

Manager

Record: 79-63 (.556)


1997 Eastern League Northern Division Champions

1997 Baseball America Eastern League Manager of the Year

Holds highest career managerial winning percentage (.556) in
Sea Dogs history

Manager of the Florida Marlins from 2007-2010

Named Manager of the Atlanta Braves in 2011



LIVAN HERNANDEZ

2008 Inductee

1996-1997

Pitcher

16 Games, 9-2, 4.25 ERA, 97 SO

1997 World Series MVP

Two time Major League Baseball All-Star



JOHN BOLES


2008 Inductee

Florida Marlins Director of Player Development

Made the decision to affiliate with Portland Sea Dogs

Architect of the Sea Dogs' 1995, 1996, & 1997 Northern Division
Championship Teams

Managed the Florida Marlins 1999-2001



MARK KOTSAY

2009 Inductee

1997

Outfield

114 Games, .306 AVG., 103 R, 20 HR, 77 RBI, 17 SB

1997 Eastern League & Double-A All-Star

1997 Eastern League Rookie of the Year

Rated the top prospect in the Eastern League in 1997 by *Baseball America*

Led the Eastern League in Run Scored (103) in 1997



MIKE REDMOND

2010 Inductee

1995-1996, & 1998

Catcher

233 Games, .274 AVG., 87 R, 37 2B, 8 HR, 90 RBI

Holds Sea Dogs record for most games behind the plate (231)

Led Eastern League Catchers in 1995 with 95 putouts

MLB Record for Consecutive Errorless Games by a Catcher (253)

13 Year Major League Career with Marlins, Twins & Indians

Managed the Miami Marlins 2013-2015

SEA DOGS HALL OF FAME



BILL TROUBH

2010 Inductee

Former City Councilor and Mayor of Portland
A founding member of Citizens for Portland, Maine Baseball,
paving the way for the Sea Dogs to come to Portland in 1994.

Served as Eastern League President 1997-2002
Elected to the Maine Baseball Hall of Fame in 1999
Served as legal counsel to the Portland Sea Dogs

JOSH BECKETT

2011 Inductee

2001

Pitcher

13 G, 8-1, 1.82 ERA, 74.1 IP, 102 SO

2001 *Baseball America*, *Topps*, *USA Today* and *Sporting News* Minor
League Player of the Year, posting a 14-1 record and a 1.54 ERA
between Single-A Brevard County and Double-A Portland.

Holds Sea Dogs Franchise Record for Most Strikeouts
in a Month (57- August 2001).


Tossed first 7 innings of combined no-hitter for Sea Dogs
on 8/13/01 vs. Binghamton Mets

Eastern League Player of the Month for August 2001.

2003 World Series MVP (Florida Marlins)

2007 ALCS MVP (Red Sox)

Finished 2nd in 2007 A.L. Cy Young Award Voting
Three-Time Major League Baseball All-Star (2007, 2009 & 2011)



DAN BURKE

2012 Inductee

Sea Dogs' Founder

Fulfilled a dream by bringing the Sea Dogs to Portland in 1994 and
through eighteen seasons served as the team's owner and biggest fan.



ADRIAN GONZALEZ

2012 Inductee

2002

First Base

138 G, .266 AVG., 34 2B, 17 HR, 96 RBI


Ranked 2nd in the Eastern League in 2002 in games (138) and RBI (96).
Led the Sea Dogs in G (138), AB (508), H (135), 2B (34), HR (17), and
RBI (96) in 2002.

Selected to the SportsTicker Eastern League All-Teen Team in 2002.

Five-Time Major League Baseball All-Star (2008-2011, 2015)

Four-Time Gold Glove Award Winner (2008, 2009, 2011, 2014)

Two-Time Silver Slugger Award Winner (2011, 2014)



SEA DOGS HALL OF FAME



KEVIN YOUKILIS

2013 Inductee

2003

94 G, .327 AVG., 23 2B, 1 3B, 6 HR, 37 RBI, 86 BB, .487 OBP

2003 Eastern League Mid & Post-Season All-Star

Tied Kevin Millar's Minor League Baseball Record

Reaching Base in 71 Consecutive Games (62 in Portland-Franchise Record)


Holds Sea Dogs Franchise Record with Career .487 OBP

Ranks Second in Franchise History with Career .327 AVG

2007 Rawlings Gold Glove Award Winner (First Base)

Three-Time American League All-Star (2008, 2009, 2011)

Member of the 2004 & 2007 World Champion Boston Red Sox



HANLEY RAMIREZ

2014 Inductee

2004-2005

Shortstop

154 G - .279 AVG., 11 HR, 67 RBI, 28 2B, 9 3B, 38 SB, 92 R

2005 Eastern League Mid-Season All-Star

2005 Eastern League Post-Season All-Star

2005 MLB Futures All-Star Game Participant

2006 National League Rookie of the Year

2006 Florida Marlins Most Valuable Player

Three-Time Major League Baseball All-Star (2008-2010)

Two-Time Silver Slugger Award Winner (2008, 2009)



DUSTIN PEDROIA

2015 Inductee

2005

Second Base

66 G - .324 AVG., 8 HR, 40 RBI, 19 2B, 2 3B, 39 R, 7 SB

2005 Eastern League Post-Season All-Star

2005 *Baseball America* Double-A All-Star

2007 American League Rookie of the Year

2008 American League Most Valuable Player

American League All-Star (2008-10, 2013)

Gold Glove Award Winner (2008, 2011, 2013, 2014)

Silver Slugger Award Winner (2008)

World Series Champion (2007, 2013)



TODD CLAUS

2016 Inductee

2005-2006

Manager

148-133 (.527)

Led the Sea Dogs to appearances in the Eastern League Championship Series in each of his two seasons as Sea Dogs manager, capturing the 2006 Eastern League Championship. Honored as the 2006 *Baseball America* Minor League Manager of the Year. Following the 2006 season, he joined the Boston Red Sox scouting department.

SEA DOGS HALL OF FAME



BRANDON MOSS

2016 Inductee

2005-2006

Outfield

268 Games - .277 AVG., 163 R, 67 2B, 7 3B, 28 HR, 144 RBI, 14 SB

2005 Eastern League All-Star

2005 Sea Dogs leader in runs (87), hits (135), total bases (222), and games (T-135)

2006 Portland Sea Dogs MVP

2006 Sea Dogs leader in runs (76), hits (145), doubles (36), triples (T-3), RBI (83), total bases (223), and games played (133)

2006 Eastern League Playoff MVP

9 G, .361 AVG., 9 R, 5 HR, 10 RBI

Hit walk-off series-clinching home run in Game 4 of the Northern Division Championship Series

2014 American League All-Star with the Oakland Athletics

JON LESTER

2017 Inductee

2005, 2007

Pitcher

27 Games, 12-6, 2.57 ERA, 167 Strikeouts

2005 Eastern League All-Star

2005 Eastern League Pitcher of the Year

(11-6, 2.61 ERA, 163 Strikeouts)

4-Time MLB All-Star

(2011, 2014, 2016)

3-Time World Series Champion

(2007 Red Sox, 2013 Red Sox, 2016 Cubs)

2016 NLCS MVP

CHARLIE ESHBACH

2018 Inductee

Employee #1 and Founding President and General Manager

Primary visionary of the Sea Dogs brand and builder of the franchise.

25 years leading the team and creating memories for our fans, and a

45-year career in Minor League Baseball. Prior to joining the Sea Dogs,

he served 11 years as Eastern League President and was presented the inaugural Warren Giles Award for outstanding service as a league president in 1984.

JACOBY ELLSBURY

2018 Inductee

2006-2007, 2010, 2012

Outfield

Appeared in 67 games with Portland across the 2006 and 2007 seasons, hitting .347 (94-for-271) with 20 doubles, five triples, three home runs, 32 RBI, and 24 stolen bases.

Key member of the Sea Dogs' 2006 Eastern League Championship team.

In 2008 with the Red Sox, he led the American League with 50 stolen bases and led the majors in steals during 2009 and 2013 seasons. In 2011, he was named an American League All-Star, Silver Slugger, and Gold Glove Award winner.



HALL OF FAME/SEA DOGS PLAYOFF HISTORY



JONATHAN PAPELBON

2019 Inductee

2005

Pitcher

5-2 record with a 2.48 ERA with 83 strikeouts in 14 games

2005 Eastern League All-Star

He is a six-time Major League Baseball All-Star

Both the Red Sox (219) and Phillies (123) all-time career saves leaders.

His 368 career saves rank eighth all-time in Major League Baseball.

1995 Northern Division Championship

Portland Sea Dogs vs. New Haven Ravens

Game #1		R	H	E	September 5, 1995 at Hadlock Field	
New Haven	000 200 030	5	7	1	WP- Mike Farmer (1-0)	SV- Bobby Jones (1)
Portland	000 100 100	2	6	0	LP- Dan Cergey (0-1)	
(New Haven leads series 1-0)						

Game #2		R	H	E	September 6, 1995 at Hadlock Field	
New Haven	000 032 000	5	7	1	WP- Joel Moore (1-0)	SV- Mark Voisard (1)
Portland	000 001 000	1	3	0	LP- Will Cunnane (0-1)	
(New Haven leads series 2-0)						

Game #3		R	H	E	September 7, 1995 at New Haven
Portland	732 320 002	19	22	1	WP- Rey Mendoza (1-0)
New Haven	000 010 000	1	6	3	LP- Mike Zolecki (0-1)
(New Haven leads series 2-1)					

Game #4		R	H	E	September 8, 1995 at New Haven
Portland	000 000 000	0	3	2	WP- Jamey Wright (1-0)
New Haven	402 002 02x	10	13	2	LP- Wilson Heredia (0-1)
(New Haven wins series 3-1)					

1996 Northern Division Championship

Portland Sea Dogs vs. Binghamton Mets

Game #1		R	H	E	September 3, 1996 at Hadlock Field
Binghamton	001 000 200 01 4 14 0				WP- Hector Ramirez (1-0)
Portland	000 120 000 00 3 6 2				LP- Bryan Ward (0-1)
(Binghamton leads series 1-0)					

Game #2		R	H	E	September 4, 1996 at Hadlock Field	
Binghamton	002 000 000	2	6	0	WP- Livan Hernandez (1-0)	SV- Rob Stanifer (1)
Portland	200 000 01x	3	8	0	LP- Brian Edmondson (0-1)	
(Series tied 1-1)						

Game #3		R	H	E	September 5, 1996 at Binghamton
Portland	000 000 100	1	4	0	WP- Chris Roberts (1-0)
Binghamton	000 010 05x	6	8	2	LP- Andy Larkin (0-1)
(Binghamton leads series 2-1)					

Game #4		R	H	E	September 6, 1996 at Binghamton	
Portland	100 001 200	4	7	0	WP- Will Cunnane (1-0)	SV- Rob Stanifer (2)
Binghamton	000 000 020	2	6	0	LP- Scott Sauerbeck (0-1)	
(Series tied 2-2)						

Game #5		R	H	E	September 7, 1996 at Hadlock Field
Binghamton	100 110 000	3	8	1	WP- Brian Meadows (1-0)
Portland	320 200 00x	7	8	0	LP- John Carter (0-1)
(Portland Wins series 3-2)					

SEA DOGS PLAYOFF HISTORY

1996 Eastern League Championship

Portland Sea Dogs vs. Harrisburg Senators

Game #1	R H E	September 8, 1996 at Harrisburg
Portland 300 000 000	3 6 1	WP- Steve Falteisek (1-0)
Harrisburg 100 940 01x	15 14 2	LP- Tony Saunders (0-1)
<i>(Harrisburg leads series 1-0)</i>		
Game #2	R H E	September 9, 1996 at Harrisburg
Portland 000 010 010	2 5 1	WP- Mike Thurman (1-0)
Harrisburg 300 000 00x	3 3 2	LP- Livan Hernandez (1-1) SV- Kirk Bullinger (1)
<i>(Harrisburg leads series 2-0)</i>		
Game #3	R H E	September 10, 1996 at Hadlock Field
Harrisburg 300 200 000	5 10 2	WP- Greg Mix (1-0)
Portland 000 052 01x	8 10 0	LP- Shayne Bennett (0-1) SV- Bill Hurst (1)
<i>(Harrisburg leads series 2-1)</i>		
Game #4	R H E	September 11, 1996 at Hadlock Field
Harrisburg 102 010 020	6 10 0	WP- Jason McCommon (1-0)
Portland 000 001 000	1 8 0	LP- Will Cunnane (1-1)
<i>(Harrisburg wins series 3-1)</i>		

1997 Northern Division Championship

Portland Sea Dogs vs. Norwich Navigators

Game #1	R H E	September 2, 1997 at Hadlock Field
Norwich 210 000 200	5 12 1	WP- Ben Ford (1-0)
Portland 002 001 100	4 10 0	LP- Hector Mercado (0-1) SV- Scott Rose (1)
<i>(Navigators lead series 1-0)</i>		
Game #2	R H E	September 3, 1997 at Hadlock Field
Norwich 000 000 100	1 10 0	WP- Brian Meadows (1-0)
Portland 200 004 10x	7 6 1	LP- Eric Milton (0-1)
<i>(Series tied 1-1)</i>		
Game #3	R H E	September 4, 1997 at Norwich
Portland 010 011 001	4 11 0	WP- Kevin Lomon (1-0)
Norwich 000 700 00x	7 6 1	LP- Greg Press (0-1) SV- Scott Rose (2)
<i>(Navigators lead series 2-1)</i>		
Game #4	R H E	September 5, 1997 at Norwich
Portland 401 000 120	8 14 0	WP- Bobby Rector (1-0)
Norwich 010 001 010	3 9 6	LP- Kevin Henthorne (0-1)
<i>(Series tied 2-2)</i>		
Game #5	R H E	September 6, 1997 at Hadlock Field
Norwich 000 320 022	9 14 4	WP- Mike Duvall (1-0)
Portland 002 400 04x	10 14 1	LP- Scott Rose (0-1)
<i>(Sea Dogs win series 3-2)</i>		

1997 Eastern League Championship

Portland Sea Dogs vs. Harrisburg Senators

Game #1	R H E	September 7, 1997 at Hadlock Field
Harrisburg 100 203 300	9 15 0	WP- Javier Vazquez (1-0)
Portland 001 000 000	1 6 2	LP- Hector Mercado (0-2)
<i>(Harrisburg leads series 1-0)</i>		
Game #2	R H E	September 8, 1997 at Hadlock Field
Harrisburg 000 000 001	1 10 0	WP- Brian Meadows (2-0)
Portland 201 020 00x	5 10 0	LP- Neil Weber (0-1) SV- Matt Mantei (1)
<i>(Series tied 1-1)</i>		
Game #3	R H E	September 9, 1997 at Harrisburg
Portland 000 000 001	1 6 1	WP- Trey Moore (1-0)
Harrisburg 002 000 00x	2 2 0	LP- Greg Press (0-1) SV- Ben Fleetham (1)
<i>(Harrisburg leads series 2-1)</i>		
Game #4	R H E	September 11, 1997 at Harrisburg
Portland 100 010 010	3 5 1	WP- J.D. Smart (1-0)
Harrisburg 100 102 00x	4 7 2	LP- Bobby Rector (0-1) SV- Jake Benz (1)
<i>(Harrisburg wins series 3-1)</i>		

2005 Northern Division Championship

Portland Sea Dogs vs. Trenton Thunder

Game #1	R H E	September 7, 2005 at Hadlock Field
Trenton 020 000 010	3 6 0	WP - Randy Beam (1-0)
Portland 000 010 004	5 8 0	LP - Justin Pope (0-1)
<i>(Sea Dogs lead series 1-0)</i>		
Game #2	R H E	September 8, 2005 at Hadlock Field
Trenton 000 200 000	2 4 0	WP - Randy Beam (2-0)
Portland 101 002 01x	5 10 1	LP - Matt DeSalvo (0-1) SV - Jim Mann (1)
<i>(Sea Dogs lead series 2-0)</i>		
Game #3	R H E	September 9, 2005 at Waterfront Park
Portland 000 000 000	0 5 1	WP - Eric Schmitt (1-0)
Trenton 001 001 00x	2 8 1	LP - David Pauley (0-1) SV - Justin Pope (1)
<i>(Sea Dogs lead series 2-1)</i>		

SEA DOGS PLAYOFF HISTORY

Game #4	R	H	E	September 10, 2005 at Waterfront Park
Portland 010 000 010	2	10	2	WP - Charlie Manning (1-0)
Trenton 000 000 021	3	4	0	LP - Jim Mann (0-1)
<i>(Series tied 2-2)</i>				

Game #5	R	H	E	September 11, 2005 at Hadlock Field
Trenton 101 000 000	2	4	0	WP - Chris Smith (1-0)
Portland 111 021 03x	9	15	0	LP - Danny Borrell (0-1)
<i>(Sea Dogs win series 3-2)</i>				

2005 Eastern League Championship Portland Sea Dogs vs. Akron Aeros

Game #1	R	H	E	September 13, 2005 at Hadlock Field	
Akron 210 000 010	4	6	2	WP - Jon Lester (1-0)	
Portland 111 021 00x	6	11	3	LP - Jeremy Sowers (1-1)	SV - Jim Mann (2)
<i>(Portland leads series 1-0)</i>					

Game #2	R	H	E	September 14, 2005 at Hadlock Field	
Akron 201 010 000	4	9	0	WP - Rafael Perez (1-1)	
Portland 111 000 000	3	9	0	LP - Charlie Zink (0-1)	SV - Edward Mujica (1)
<i>(Series tied 1-1)</i>					

Game #3	R	H	E	September 16, 2005 at Canal Park	
Portland 000 000 000	0	5	1	WP - Travis Foley	
Akron 000 000 20x	2	2	0	LP - Anibal Sanchez (0-1)	SV - Edward Mujica (2)
<i>(Aeros lead series 2-1)</i>					

Game #4	R	H	E	September 17, 2005 at Canal Park	
Portland 000 000 001	1	7	2	WP - Jake Dittler (1-0)	
Akron 001 120 00x	4	9	0	LP - David Pauley (0-1)	
<i>(Aeros win series 3-1)</i>					

2006 Northern Division Championship Portland Sea Dogs vs. Trenton Thunder

Game #1	R	H	E	September 6, 2006 at Waterfront Park	
Portland 000 010 000	1	6	1	WP - Charlie Manning (1-0)	
Trenton 000 010 20x	3	7	0	LP - Devern Hansack (0-1)	
<i>(Thunder lead series 1-0)</i>					

Game #2	R	H	E	September 7, 2006 at Waterfront Park	
Portland 002 002 600	10	11	1	WP - Tommy Hottovy (1-0)	
Trenton 020 100 000	3	5	1	LP - Tyler Clippard (0-1)	
<i>(Series tied 1-1)</i>					

Game #3	R	H	E	September 8, 2006 at Hadlock Field	
Trenton 020 000 002	4	9	1	WP - Andrew Dobies (1-0)	
Portland 310 000 01x	5	8	0	LP - Matt Childers (0-1)	SV - Edgar Martinez (1)
<i>(Sea Dogs lead series 2-1)</i>					

Game #4	R	H	E	September 9, 2006 at Hadlock Field	
Trenton 030 000 000 0 3 8 0				WP - Barry Hertzler (1-0)	
Portland 010 010 010 1 4 7 0				LP - Scott Patterson (0-1)	
<i>(Sea Dogs win series 3-1)</i>					

2006 Eastern League Championship Portland Sea Dogs vs. Akron Aeros

Game #1	R	H	E	September 12, 2006 at Canal Park	
Portland 011 000 000	4	9	0	WP - Devern Hansack (1-1)	
Akron 000 000 030	3	9	0	LP - Adam Miller (1-1)	SV - Edgar Martinez (2)
<i>(Sea Dogs lead series 1-0)</i>					

Game #2	R	H	E	September 13, 2006 at Canal Park	
Portland 200 600 104	13	10	0	WP - Jon Searles (1-0)	
Akron 102 130 100	8	13	2	LP - Aaron Laffey (1-1)	
<i>(Sea Dogs lead series 2-0)</i>					

Game #3	R	H	E	September 15, 2006 at Hadlock Field	
Akron 012 010 002	6	15	3	WP - Jim Ed Warden (1-0)	
Portland 100 020 100	4	6	2	LP - Brett Evert (0-1)	SV - Tony Sipp (1)
<i>(Sea Dogs leads series 2-1)</i>					

Game #4	R	H	E	September 16, 2006 at Hadlock Field	
Akron 001 300 002	6	11	0	WP - Jim Ed Warden (2-0)	
Portland 000 104 000	5	11	1	LP - Barry Hertzler (1-1)	SV - Tony Sipp (2)
<i>(Series tied 2-2)</i>					

Game #5	R	H	E	September 17, 2006 at Hadlock Field	
Akron 001 010 102	5	9	3	WP - Devern Hansack (2-1)	
Portland 044 000 00x	8	8	1	LP - Bear Bay (0-1)	
<i>(Sea Dogs win series 3-2)</i>					

SEA DOGS PLAYOFF HISTORY

2007 Northern Division Championship Portland Sea Dogs vs. Trenton Thunder

Game #1	R	H	E	September 5, 2007 at Waterfront Park	
Portland 100 000 000	1	9	0	WP - Chase Wright (1-0)	
Trenton 002 000 01x	3	10	1	LP - Justin Masterson (0-1)	SV - Justin Pope (1)
<i>(Thunder lead series 1-0)</i>					
Game #2	R	H	E	September 6, 2007 at Waterfront Park	
Portland 000 002 000 000 1	3	10	0	WP - Mike James (1-0)	
Trenton 000 020 000 000 0	2	7	0	LP - Kevin Whelan (0-1)	
<i>(Series tied 1-1)</i>					
Game #3	R	H	E	September 7, 2007 at Hadlock Field	
Trenton 012 000 000	3	7	0	WP - Dan McCutchen (1-0)	
Portland 010 000 001	2	7	0	LP - Michael Bowden (0-1)	SV - Michael Gardner (1)
<i>(Thunder lead series 2-1)</i>					
Game #4	R	H	E	September 8, 2007 at Hadlock Field	
Trenton 022 000 000	4	9	0	WP - Jeff Marquez (1-0)	
Portland 000 000 000	0	5	0	LP - Chris Smith (0-1)	
<i>(Thunder win series 3-1)</i>					

2008 Northern Division Championship Portland Sea Dogs vs. Trenton Thunder

Game #1	R	H	E	September 3, 2008 at Waterfront Park	
Portland 010 000 000	1	5	2	WP - Eric Hacker (1-0)	
Trenton 100 100 00x	2	4	0	LP - Kris Johnson (0-1)	SV - Jhonny Nunez (1)
<i>(Thunder lead series 1-0)</i>					
Game #2	R	H	E	September 4, 2008 at Waterfront Park	
Portland 000 210 000	3	10	0	WP - Wilkins Arias (1-0)	
Trenton 000 003 01x	4	8	0	LP - Dave Gassner (0-1)	SV - Jose Valdez (1)
<i>(Thunder lead series 2-0)</i>					
Game #3	R	H	E	September 5, 2008 at Hadlock Field	
Trenton 020 100 011	5	8	0	WP - Kevin Whelan (1-0)	
Portland 210 001 000	4	6	0	LP - Miguel Asencio (0-1)	SV - Michael Dunn (1)
<i>(Thunder win series 3-0)</i>					

2014 Eastern Division Championship Portland Sea Dogs vs. Binghamton Mets

Game #1	R	H	E	September 3, 2014 at NYSEG Stadium	
Portland 000 104 000	5	8	2	WP - Cody Satterwhite (1-0)	
Binghamton 001 001 033	8	10	0	LP - Noe Ramirez (0-1)	
<i>(Mets lead series 1-0)</i>					
Game #2	R	H	E	September 4, 2014 at NYSEG Stadium	
Portland 051 010 000	7	11	0	WP - Justin Haley (1-0)	
Binghamton 000 000 000	0	8	2	LP - Greg Peavey (0-1)	SV - Wilfredo Boscan (1)
<i>(Series tied 1-1)</i>					
Game #3	R	H	E	September 5, 2014 at Hadlock Field	
Binghamton 000 002 100	3	4	2	WP - Aaron Kurcz (1-0)	
Portland 010 020 30x	6	10	1	LP - Paul Sewald (0-1)	
<i>(Sea Dogs lead series 2-1)</i>					
Game #4	R	H	E	September 6, 2014 at Hadlock Field	
Binghamton 001 037 000	11	13	0	WP - Rainy Lara (1-0)	
Portland 100 100 020	4	6	2	LP - Mike Augliera (0-1)	
<i>(Series tied 2-2)</i>					
Game #5	R	H	E	September 7, 2014 at Hadlock Field	
Binghamton 200 600 000	8	13	0	WP - Gabriel Ynoa (1-0)	
Portland 100 112 000	5	12	1	LP - Luis Diaz (0-1)	SV - Cody Satterwhite (1)
<i>(Mets win series 3-2)</i>					

OPENING DAY LINEUPS

1994

CF -- Jesus Tavarez
RF -- Eddie Christian
1B -- Greg O'Halloran
3B -- Terry Jorgensen
LF -- Tim Clark
C -- Charles Johnson
SS -- Edison Renteria
2B -- Ramon Martinez
P -- Javier De La Hoya

Won 2-1 @ Reading (14)

1998

LF -- Glenn Reeves
2B -- Amaury Garcia
CF -- Fletcher Bates
1B -- Nate Rolison
SS -- Joe Funaro
RF -- Jaime Jones
C -- Mike Redmond
3B -- Brandon Cromer
P -- Ryan Dempster

Won 6-2 @ Harrisburg

2002

2B -- Jesus Medrano
CF -- Anthony Iapoco
1B -- Adrian Gonzalez
3B -- Heath Honeycutt
RF -- Matt Padgett
DH -- Jose Santos
LF -- Chris Aguila
C -- Matt Treanor
SS -- Wilson Valdez
P -- Nate Robertson

Won 9-2 @ New Britain

2006

2B -- David Bacani
CF -- David Murphy
DH -- Jeremy West
1B -- Luis Jimenez
RF -- Brandon Moss
C -- Alberto Concepcion
SS -- Keoni De Renne
3B -- Chad Spann
LF -- Matt Van Der Bosch
P -- David Pauley

Lost 5-1 @ Connecticut

2010

LF -- Ryan Kalish
CF -- Che-Hsuan Lin
2B -- Nate Spears
C -- Luis Exposito
1B -- Lars Anderson
3B -- Yamaico Navarro
DH -- Chih-Hsien Chiang
SS -- Jose Iglesias
RF -- Jason Place
P -- Felix Doubront

Won 10-5 @ Reading

1995

CF -- Robbie Katzaroff
2B -- Ralph Milliard
LF -- Billy McMillion
1B -- Tim Clark
3B -- Lou Lucca
RF -- Chris Sheff
C -- Mike Redmond
SS -- Edgar Renteria
P -- Andy Larkin

Won 4-3 vs. Binghamton (12)

1999

CF -- Julio Ramirez
SS -- Pablo Ozuna
2B -- Matt Erickson
DH -- Chris Norton
1B -- Nate Rolison
RF -- Fletcher Bates
LF -- Jon Heinrichs
C -- Ryan Robertson
3B -- Joe Funaro
P -- A.J. Burnett

Lost 8-6 vs. New Britain

2003

SS -- Nelson Castro
2B -- Carlos Leon
3B -- Kevin Youkilis
DH -- Justin Headley
RF -- Justin Sherrod
C -- Andy Dominique
LF -- Tonyane Brown
1B -- Dustin Brisson
CF -- Jeremy Owens
P -- Jorge De La Rosa

Lost 4-1 @ Trenton

2007

CF -- Jacoby Ellsbury
LF -- Jeff Corsaletti
1B -- Jeff Natale
RF -- Corey Kaylor
SS -- Jed Lowrie
C -- Dusty Brown
3B -- Andrew Pinckney
DH -- Bryan Pritz
2B -- David Bacani
P -- Tommy Hottovy

Lost 8-6 vs. New Britain

2011

CF -- Che-Hsuan Lin
LF -- Alex Hassan
1B -- Jorge Padron
C -- Ryan Lavarney
RF -- Chih-Hsien Chiang
2B -- Oscar Tejeda
3B -- Will Middlebrooks
DH -- Tim Federowicz
SS -- Ryan Dent
P -- Alex Wilson

Won 4-3 vs. Reading

1996

2B -- Luis Castillo
3B -- Dave Berg
CF -- Todd Dunwoody
RF -- Chris Sheff
1B -- John Roskos
LF -- Doug O'Neill
C -- Mike Redmond
SS -- Tony Torres
P -- Will Cunneane

Lost 9-7 @ Reading

2000

2B -- Pablo Ozuna
LF -- Cesar Crespo
RF -- Jaime Jones
1B -- Ross Gload
3B -- Heath Honeycutt
DH -- Wynter Phoenix
C -- Brandon Harper
SS -- Enoah Polanco
CF -- Quincy Foster
P -- Scott Comer

Lost 13-5 @ New Britain

2004

2B -- Jesus Medrano
CF -- Sheldon Fulse
1B -- Mike O'Keefe
DH -- Jeff Bailey
LF -- Brett Roneberg
3B -- John Hattig
RF -- Eric Johnson
SS -- Kenny Perez
C -- Edgar Martinez
P -- Charlie Zink

Lost 3-2 @ Altoona

2008

RF -- Sean Danielson
3B -- Tony Granadillo
CF -- Bubba Bell
1B -- Aaron Bates
LF -- Zach Daeges
C -- Mark Wagner
DH -- Jay Johnson
2B -- Ryan Khoury
SS -- Iggy Suarez
P -- Justin Mastersen

Won 3-0 @ New Britain

2012

LF -- Juan Carlos Linares
3B -- Kolbrin Vitek
RF -- Bryce Brentz
1B -- Reynaldo Rodriguez
C -- Dan Butler
DH -- Oscar Tejeda
CF -- Peter Hissey
2B -- Ryan Dent
SS -- Heiker Meneses
P -- Chris Balcom-Miller

Lost 4-2 vs. Reading

1997

LF -- Pookie Wilson
2B -- Victor Rodriguez
CF -- Mark Kotsay
1B -- Kevin Millar
DH -- John Roskos
3B -- Josh Booty
RF -- Glenn Reeves
C -- Ramsey Koeyers
SS -- Alex Gonzalez
P -- Brian Meadows

Lost 2-0 @ Norwich (12)

2001

LF -- Quincy Foster
SS -- Derek Wathan
CF -- Abraham Nunez
1B -- Charles Smith
RF -- Jaime Jones
3B -- Heath Honeycutt
C -- Dusty Wathan
DH -- Jeff Bailey
2B -- Drew Niles
P -- Michael Tejera

Won 2-1 vs. Trenton

2005

LF -- Chris Durbin
2B -- Dustin Pedroia
SS -- Hanley Ramirez
3B -- Jared Sandberg
1B -- Jeremy West
CF -- David Murphy
RF -- Brandon Moss
C -- Alberto Concepcion
DH -- Sheldon Fulse
P -- Jonathan Papelbon

Won 4-2 vs. Norwich

2009

CF -- Josh Reddick
RF -- Bubba Bell
1B -- Lars Anderson
LF -- Aaron Bates
C -- Mark Wagner
DH -- Jon Still
3B -- Jorge Jimenez
2B -- Ryan Khoury
SS -- Argenis Diaz
P -- Junichi Tazawa

Lost 3-0 vs. Connecticut

2013

CF -- Shannon Wilkerson
DH -- Xander Bogaerts
SS -- Stephen Drew
LF -- Tony Thomas
1B -- Travis Shaw
3B -- Kolbrin Vitek
C -- Christian Vazquez
2B -- Heiker Meneses
RF -- Peter Hissey
P -- Drake Britton

Lost 13-5 vs. Trenton

OPENING DAY LINEUPS

2014

2B – Mookie Betts
SS – Deven Marrero
1B – Travis Shaw
LF – Carlos Rivero
RF – Henry Ramos
C – Blake Swihart
3B-- Sean Coyle
DH – Stefan Welch
CF – Shannon Wilkerson
P – Henry Owens

Won 5-0 @ Reading (6)
(Owens No-Hitter)

2015

3B – Mike Miller
2B – Carlos Asuaje
RF – Henry Ramos
LF – Keury De La Cruz
DH – David Chester
CF -- Blake Tekotte
C – Luis Martinez
SS – Marco Hernandez
1B – Jantzen Witte
P – Luis Diaz

Won 4-2 vs. Reading (7)

2016

DH – Mike Miller
RF – Cole Sturgeon
3B – Jantzen Witte
LF – Rainel Rosario
CF – Henry Ramos
C – Jake Romanski
2B – Wendell Rijo
1B – Jordan Weems
SS – Tzu-Wei Lin
P – Aaron Wilkerson

Won 3-1 @ Reading

2017

RF – Aneury Tavarez
2B – Jose Rosario
LF – Cole Sturgeon
DH – Mike Olt
3B – Rafael Devers
1B – Nick Longhi
C – Jordan Procyshen
CF – Joseph Monge
SS – Tzu-Wei Lin
P – Teddy Stankiewicz

Won 4-2 vs. Reading

2018

RF – Cole Sturgeon
LF – Danny Mars
2B – Esteban Quiroz
1B – Mike Olt
DH -- Luke Tendlar
CF -- Tate Matheny
3B-- Josh Tobias
C – Austin Rei
SS – Jeremy Rivera
P – Teddy Stankiewicz

Lost 6-0 @ Binghamton

2019

RF – Aneury Tavarez
SS – C.J. Chatham
1B – Jantzen Witte
3B – Bobby Dalbec
2B – Brett Netzer
CF – Tate Matheny
DH – Josh Tobias
LF – Luke Tendlar
C – Oscar Hernandez
P – Kyle Hart

Lost 4-0 @ Reading

2020

Season cancelled due to
COVID-19 Pandemic

2021

CF – Jeisson Rosario
LF – Pedro Castellanos
1B – Triston Casas
RF – Johan Mieses
C – Ronaldo Hernandez
3B – Roldani Baldwin
DH – Joey Meneses
SS – Ryan Fitzgerald
2B – Jeremy Rivera
P – Andrew Politi

Lost 11-2 vs. New Hampshire

SEA DOGS REHAB ASSIGNMENTS

Luis Aquino*	1994	Kelly Johnson*	2014	Tyler Thornburg	2018
Andrew Bailey	2012	Ryan Kalish*	2012	Christian Vazquez	2018
Matt Barnes	2017	John Lackey	2013	Shane Victorino	2015
Mookie Betts*	2015	Ryan Lavarney	2014	Matt White	2013
Craig Breslow	2013	Jed Lowrie*	2009	Brandon Workman	2016
Mike Cameron	2010	Austin Maddox	2018	Steven Wright*	2016
Carl Crawford	2012	Matt Mantei	1997	Chris Sale	2021
Chris Carpenter	2012	Justin Masterson	2015	Danny Santana	2021
Manny Delcarmen	2010	Daisuke Matsuzaka	2009*, '12	Matt Barnes	2021
Lenny DiNardo	2005-06	Kevin Millar	2002	Ryan Brasier	2021
Felix Doubront	2014	Wade Miller	2005		
Stephen Drew	2013	Franklin Morales	2013		
Roenis Elias	2017	David Ortiz	2008		
Jacoby Ellsbury	2010, '12*	Dustin Pedroia	2019		
Casey Fossum	2003	Drew Pomeranz	2018		
Chad Fox	2003	Bobby Poyner	2018		
Chris Hammond*	1994	Eduardo Rodriguez	2017-18		
Ryan Hanigan	2015-16	David Ross	2013		
Jeremy Hermida*	2010	Josh Rutledge	2017		
Rich Hill	2012	Carson Smith	2016-17		
Brock Holt	2017, 19	Gary Sheffield	1994		
Bobby Jenks*	2011	John Smoltz*	2009		
Brian Johnson	2019	Ryan Sweeney*	2012		
Charles Johnson	1995	Blake Swihart*	2015		

* Not at Hadlock Field

ATTENDANCE

Year	Openings	Total	Average	Sell Outs
1994	69	375,197	5,437	47
1995	70	429,763	6,139	48
1996	68	408,503	6,007	46
1997	69	397,117	5,755	30
1998	67	398,800	5,952	23
1999	71	402,582	5,670	18
2000	67	370,702	5,533	12
2001	66	383,022	5,803	23
2002	67	382,738	5,713	12
2003	65	405,021	6,231	36
2004	70	434,684	6,210	15
2005	63	396,277	6,290	28
2006	63	400,534	6,358	20
2007	65	421,368	6,483	24
2008	66	412,403	6,249	27
2009	66	404,709	6,132	16
2010	67	390,772	5,832	10
2011	67	369,424	5,514	6
2012	69	374,930	5,434	5
2013	67	341,420	5,096	6
2014	65	359,427	5,530	14
2015	67	368,291	5,497	13
2016	70	374,746	5,354	13
2017	63	356,153	5,653	11
2018	61	346,341	5,678	10
2019	63	357,647	5,677	15
2020	Season cancelled	due to COVID-19	Pandemic	
2021	50	210,211	4,204	9
Totals	1,781	10,272,782	5,813	534

Regular Season Attendance Records

Category

Largest Home
 Smallest Home
 Largest Day (H)
 Smallest Day (H)
 Largest Night (H)
 Smallest Night (H)
 Series, 4 Dates (H)
 Series, 4 Dates (R)
 Series, 3 Dates (H)
 Series, 3 Dates (R)
 Series, 2 Dates (H)
 Series, 2 Dates (R)
 Largest Road
 Smallest Road
 Day/ Night DH
 Season, Home
 Season, Road
 Season, Total

**Last Time Occured*

Attendance

7,368*
 2,128
 7,368*
 2,128
 7,368*
 2,260
 29,321*
 36,693
 22,104*
 32,563
 14,736
 14,307
 14,105
 0^
 12,884
 434,684
 357,876
 773,819

^Game was played in Binghamton, NY due to stadium not ready.

Date

7/25/21
 4/10/13
 9/1/19
 4/10/13
 8/22/19
 4/23/19
 5/25-5/28/07 Reading
 8/6-8/9/98
 8/04-8/06/09 Altoona
 8/22-8/24/97 Bowie
 7/17-7/19/08 Trenton
 8/19-8/21/97 Trenton
 8/23/97
 7/09/16
 6/04/05
 2004
 2011
 2007

Team

Harrisburg
 Reading
 New Hampshire
 Reading
 Trenton
 Hartford

 Bowie

 Bowie
 Hartford
 New Britain

BASEBALL IN PORTLAND & MAINE

Professional baseball in Maine dates back to the last century. Since 1901 and the advent of the National Association of Professional Baseball Leagues (Minor League Baseball's governing body), professional baseball has called nine different Maine cities home, stretching from Calais to Old Orchard Beach. The Sea Dogs are Portland's first entry since 1949, the last season of the Portland Pilots. Below is the summary of Portland's professional baseball life since 1901 and a listing of other Maine professional baseball sites.

PORTLAND:

<u>Year League-Class</u>	<u>Team Name</u>	<u>W</u>	<u>L</u>	<u>PCT</u>	<u>GB</u>	<u>Finish</u>	<u>Attendance</u>
1907 Maine State-D	Blue Sox	39	41	.488	11.0	3rd	NA
1908 Atlantic Association-D		6	3	.677	1.0	2nd*	NA
1913 New England-B	Duffs	71	49	.591	7.0	2nd	NA
1914 New England-B	Duffs	70	48	.593	11.5	3rd	NA
1915 New England-B	Duffs	77	42	.647	---	1st	NA
1916 Eastern-A	Duffs	81	37	.686	4.0	2nd	NA
1917 Eastern-A	Duffs/Paramounts	51	58	.468	19.0	6th	NA
1919 New England-B	Blue Sox	37	27	.578	1.0	2nd**	NA
1926 New England-B	Eskimos	38	56	.404	20.0	7th	NA
1927 New England-B	Eskimos	54	44	.551	11.5	2nd	NA
1928 New England-B	Mariners	39	64	.378	19.0	5th	NA
1929 New England-B	Mariners	61	64	.488	19.0	5th	NA
1930 New England-B	Hustlers	14	13	.519	5.5	3rd#	NA
1946 New England-B	Gulls	20	99	.168	59.5	8th	NA
1947 New England-B	Pilots	45	80	.360	41.5	7th	75,083
1948 New England-B	Pilots	78	47	.624	7.0	3rd	117,606
1949 New England-B	Pilots	66	57	.537	15.5	3rd	83,100
1994 Eastern	Sea Dogs	60	81	.426	22.0	4th	375,197
1995 Eastern	Sea Dogs	86	56	.606	---	1st	429,763
1996 Eastern	Sea Dogs	83	58	.589	---	1st	408,503
1997 Eastern	Sea Dogs	79	63	.556	---	1st	397,117
1998 Eastern	Sea Dogs	66	75	.468	16.5	3rd	398,800
1999 Eastern	Sea Dogs	65	77	.458	27.0	3rd	402,582
2000 Eastern	Sea Dogs	71	70	.504	11.5	4th	370,702
2001 Eastern	Sea Dogs	77	65	.542	10.0	3rd	383,022
2002 Eastern	Sea Dogs	63	77	.450	13.0	5th (T)	382,738
2003 Eastern	Sea Dogs	72	70	.507	7.0	3rd	405,021
2004 Eastern	Sea Dogs	69	73	.486	15.5	4th (T)	434,684
2005 Eastern	Sea Dogs	76	66	.535	---	2nd (T)	396,277
2006 Eastern	Sea Dogs	72	67	.518	6.5	4th	400,534
2007 Eastern	Sea Dogs	71	72	.497	12.5	2nd	421,368
2008 Eastern	Sea Dogs	74	66	.529	12.0	2nd	412,403
2009 Eastern	Sea Dogs	67	74	.475	15.5	4th	404,709
2010 Eastern	Sea Dogs	70	71	.496	12.5	3rd	390,772
2011 Eastern	Sea Dogs	59	83	.415	18.0	6th	369,424
2012 Eastern	Sea Dogs	68	73	.482	10.5	8th	374,930
2013 Eastern	Sea Dogs	68	73	.482	18.0	5th	341,420
2014 Eastern	Sea Dogs	88	54	.620	---	1st	359,427
2015 Eastern	Sea Dogs	53	89	.373	27.5	6th	368,291
2016 Eastern	Sea Dogs	55	84	.396	33.0	6th	374,746
2017 Eastern	Sea Dogs	65	74	.468	26.5	4th	356,153
2018 Eastern	Sea Dogs	63	76	.453	15.5	6th	346,341
2019 Eastern	Sea Dogs	62	77	.446	18.0	6th	357,647
2020 Eastern	Sea Dogs	Season cancelled due to COVID-19 Pandemic					
2021 Northeast League	Sea Dogs	67	47	.588	2.5	4th	210,211

OTHER MAINE CITIES:

<u>City</u>	<u>Year(s)</u>
Augusta	1907
Bangor	1907, 1913, 1966^, 1997^, 2003^, 2004^
Biddeford	1907
Calais	1913
Lewiston	1908, 1914, 1915, 1919, 1926-1930
Old Orchard Beach	1984-1988
Pine Tree	1907
Waterville	1907

^ Independent League

* League disbanded on May 21st

** League disbanded on August 2nd

League disbanded on June 22nd

ON THE AIR WAVES

Sea Dogs Radio Network built by General Dynamics Bath Iron Works

Broadcasts: All 138 Games (home and away) plus all playoff games.

Broadcaster: Emma Tiedemann (2nd season with the Sea Dogs)

Assistant Broadcaster: Riley Edwards (1st season with the Sea Dogs)

Network Coverage begins 15 minutes prior to the first pitch on all affiliates.



WPEI 95.5/95.9 - FM (Portland/Topsham)*

* Flagship Station

All 138 Sea Dogs games can also be heard using the First Pitch app on a tablet or smartphone and on seadogs.com



WATCH All Sea Dogs Games

Watch all 138 games with a subscription to MiLB.TV



Sea Dogs Newspaper Coverage

Portland Press Herald/ Maine Sunday Telegram

295 Gannett Drive

South Portland, ME 04106

Phone: 207-791-6860

Beat Writer: Glenn Jordan

<http://www.pressherald.com>

Lewiston Sun Journal

104 Park Street

Lewiston, ME 04240

Phone: 207-784-5411

<http://www.sunjournal.com>

Bangor Daily News

1 Merchants Plaza

Bangor, ME 04402

1-(800)-432-7964

<http://www.bangordailynews.com>

Other Local Media

WCSH TV - 6 (NBC)

1 Congress Square

Portland, ME 04101

Phone: 207-828-6666

Fax: 207-828-6630

WMTW TV-8 (ABC)

4 Ledgeview Drive

Westbrook, ME 04092

Phone: 207-775-1800

Fax: 207-782-2165

Sports Reporter: Travis Lee

WGME TV - 13 (CBS)

1335 Washington Ave

Portland, ME 04103

Phone: 207-797-1313

Fax: 207-878-3505

Sports Reporter: Dave Eid

CREDENTIAL APPLICATIONS – All news media will be asked to submit a written request for Sea Dogs' press credentials on their official letterhead. Credentials may be picked up at the Hadlock Field "Will Call" window.

SEASON CREDENTIALS – Season credentials will be issued only to those legitimate news gathering organizations who plan to cover the Sea Dogs on a daily basis. No spouses, guests or children of members of the press will be issued credentials. Press passes are not transferable. Credentialed members of the media are prohibited from requesting or accumulating autographs or equipment on the playing field or in the dugout or clubhouse. Any violation of these guidelines could result in immediate revocation of the credential and future access. Only credentials issued by the Sea Dogs, the Eastern League, the BBWAA or the Boston Red Sox will be honored. All credentials must be visible at all times.

DAILY CREDENTIALS – Daily credentials will be issued to those legitimate news gathering organizations that do not qualify for season credentials. Any organization that anticipates the need for daily credentials must have a letter on file with the Sea Dogs. Requests may be sent via fax, but those requests must be made at least 48 hours in advance. Daily credentials are subject to the same restrictions as season credentials and any violation could result in immediate revocation of the credential and any future access.

PHOTO CREDENTIALS – Credentials will be issued to those photographers on assignment for legitimate news gathering organizations and those representatives of companies licensed by Major League Baseball. Priority in all areas will be granted to news organizations on nightly deadlines. All photographs taken are to be used for news gathering purposes or officially licensed products. Any other use of photographs taken will be considered a violation of existing trademark and copyright restrictions.

CLUBHOUSE ACCESS – Access to the Sea Dogs clubhouse both before and after games will be limited to those organizations that are filing stories on a nightly deadline. All media outlets will be asked to do any interviews on the field prior to each game. Clubhouse access will be granted to all media when special situations arise, as determined by the Sea Dogs. Pre-game access to the clubhouse will be determined by the Sea Dogs field staff. The clubhouse will be open to the media no later than 15 minutes after the conclusion of games. Policies regarding access between games of doubleheaders and during rain delays will be determined by the Sea Dogs field manager. Access to the visiting clubhouse is subject to the visiting club's guidelines.

FIELD ACCESS – All credentialed members of the media will be given access to the playing field prior to each game. No media will be allowed in fair territory or beyond first and third base. All non-uniformed personnel must clear the field at the conclusion of visitor's batting practice unless that individual has credentials expressly for in-game privileges (photo passes, pre-game ceremonies, etc.).

LIVE TRANSMISSIONS – Television and radio stations not holding broadcast rights for Sea Dogs' games will be allowed to transmit live reports prior to and after Sea Dogs games. All live television shots will be arranged by the Sea Dogs and the requesting media member. No live shots will be permitted from the clubhouses. No live transmissions inside the stadium by non-rights holders will be permitted while the rights holders are on the air or while the game is in progress. Radio stations will be permitted to provide "scene setters" and score updates between innings but these reports may not continue once an inning is underway. Any violation of these policies could result in revocation of credentials.

ROVING CAMERAS – Roving cameras are permitted at Hadlock Field for Sea Dogs games upon approval of the Sea Dogs. After permission is granted, cameras are permitted to roam public areas. While roving, all photographers must not block any aisles or the view of any fans. Failure to adhere to these guidelines could result in the revocation of roving privileges for both the individual and for the news organization that individual represents.

MEDIA INFORMATION

PRESS BOX – Admission to the Hadlock Field Press Box will be limited to those individuals with appropriate credentials, working media only will be permitted. These include Sea Dogs season and single-game credentials, BBWAA cards, appropriately identified members of the Sea Dogs, the Eastern League and the Boston Red Sox. No guests are permitted in the Press Box. Seating in the Press Box is limited, priority is given to all media working with nightly deadlines. The Portland Press Herald and the Associated Press have reserved spots throughout the season.

PRESS NOTES - Press notes, releases, player statistics, league standings, and other statistics will be available to the media in the press box no later than 45 minutes prior to each scheduled start. Following the game, box scores are available to the media. Any other specific statistics from the game may be obtained by making a request to the Media Relations Department. Please contact the Sea Dogs Media Relations Office if you would like to have any of this material e-mailed to you on a daily basis. Press notes are also available online at www.seadogs.com.

INTERVIEW REQUESTS - All interview requests should be scheduled through the Sea Dogs Media Relations Department in advance. Interviews are available before and after Sea Dogs batting practice. Interviews during batting practice may only take place with the manager's permission and permitting that the interview does not interfere with the subject's pre-game routine (stretching, hitting, running, fielding, etc.). Pre and post game interviews are available whenever possible.

PHOTO & INFORMATION REQUESTS - Any legitimate news gathering agency may submit a request to the Sea Dogs Media Relations department for any photos or various statistics for both past and present players.

STANDARD GAME TIMES:

April-May: Monday-Friday 6:00PM; Saturday-Sunday 1:00PM

June-July: Monday-Friday 7:00PM; Saturday 6:00PM; Sunday 1:00PM

September: Monday-Friday 6:00PM; Saturday-Sunday 1:00PM

BATTING & INFIELD PRACTICE SCHEDULE:

<u>Game Time</u>	<u>12:00PM</u>	<u>1:00PM</u>	<u>6:00PM</u>	<u>7:00PM</u>
Home Infield	9:00-9:15	10:00-10:15	3:00-3:15	4:00-4:15
Home BP	9:15-10:00	10:15-11:00	3:15-4:00	4:15-5:00
Visitors BP	10:15-11:00	11:15-12:00	4:15-5:00	5:15-6:00
Visitors Infield	11:00-11:15	12:00-12:15	5:00-5:15	6:00-6:15
Grounds Crew	11:15-11:55	12:15-12:55	5:15-5:55	6:15-6:55

Practice times are subject to change due to weather, pre-game activities, and the manager's discretion without notice.

SEA DOGS MEDIA RELATIONS CONTACTS:

207-874-9300 207-780-0317 (Fax)

Emma Tiedemann
Director of Broadcasting
emma@seadogs.com

Chris Cameron:
Vice President/Communications & Fan Experience
ccameron@seadogs.com

HOW DID YOU GET THAT?

Qualifying Marks: To qualify for a minor league batting title, a player must have a minimum of 383 plate appearances. To qualify for earned run average championship, a pitcher must have at least 114 innings pitched.

Determining Batting Average: Divide the number of hits by the number of at-bats (at-bats do not include walks, sacrifices, hit by pitches, or times awarded first base on interference or obstruction).
Determining Earned Run Average: Divide the number of earned runs by the number of innings pitched and multiply by nine.

Determining ERA (Earned Run Average): Earned run average represents the number of earned runs a pitcher allows per nine innings -- with earned runs being any runs that scored without the aid of an error or a passed ball. ERA is the most commonly accepted statistical tool for evaluating pitchers. The formula for finding ERA is: $9 \times \text{earned runs} / \text{innings pitched}$. If a pitcher exits a game with runners on base, any earned runs scored by those runners will count against him.

Determining WHIP: WHIP is one of the most commonly used statistics for evaluating a pitcher's performance. The statistic shows how well a pitcher has kept runners off the basepaths, one of his main goals. The formula is simple enough -- it's the sum of a pitcher's walks and hits, divided by his total innings pitched.

Determining a Save: A pitcher is credited with a save when he meets the following conditions:

1. He is the last pitcher in a game won by his club.
2. He is not the winning pitcher.
3. He meets one of the following:
 - A. He enters the game with a lead of no more than three runs and pitches at least one inning, or
 - B. He enters the game with the potential tying run either on base, at-bat, on-deck, or
 - C. He pitches effectively for at least three innings in relief.

Determining Slugging Percentage: Divide the total bases of all hits by the total times at-bat.

Determining Fielding Percentage: Divide the total number of putouts and assists by the total number of putouts, assists, and errors.

Determining On-Base Percentage: Divide the number of times reached base by the number of plate appearances (which include at-bats, walks, hit by pitch, and times interfered by catcher).

Determining Magic Number: Take the total number of games yet to be played, add one, then subtract the number of games ahead in the loss column of the standing from the closest opponent.

Major League Rookie Status: Not more than 130 at-bats or 50 innings pitched in the Major Leagues during a previous season or seasons, nor more than 45 days on a Major League roster during the 25-player limit.

Consecutive Game Playing Streak: A player streak shall be extended if the player plays during a half inning on defense, or if he completes a time at-bat by reaching base or being put out. A pinch-running appearance shall not extend a streak. If a player is ejected from a game before he can comply with the requirements of this rule, his streak shall continue.

HADLOCK FIELD GROUND RULES

HOME RUNS

From the left-field foul line to the vertical yellow line left of the video board, the ball must clear the fence to be a home run. A ball hit to the right of the vertical yellow line that is located to the left of the video board and above the billboards is a home run.

The Billboards and any netting or supports above the left-field fence are over the wall, and thus it's a home run if it hits any of those structures.

Any ball hitting the left-field wall in fair territory and bouncing out of play is a ground-rule double.

From the yellow line to the left of the video board to the right-field foul line is - it is a home run if it clears the yellow line.

SCOREBOARD

If a ball becomes lodged between the net and the scoreboard - it is a ground rule double.

DUGOUTS

There is a white line around the area where the batboys and photographers sit. If it crosses those lines, it is a dead ball.

If the ball bounces off the lip of the dugout back onto the field, the ball is live. If it goes into the dugout, it's a dead ball.

If the ball hits the straight vertical portion of the padding on the dugout, it is in play. If it remains on the field and doesn't cross the white lines mentioned about in C-1, It is a dead ball if it goes into the dugout.

If the ball hits the inclined portion of the padding, it is a dead ball.

PROTECTIVE NETTING

A batted ball that hits the net located between the first base dugout, behind homeplate, and down the third base line in the air is a dead ball. A batted ball that hits that net after hitting the ground is in play, either fair or foul, as determined by the umpire.

A thrown ball that hits the net located between the first base dugout, behind homeplate, and down the third base line remains in play.

TARP

Draw an imaginary line from the far end of the tarp to the fencing that juts out (Section P1).

A player may not elevate himself on the tarp to catch the ball, but he may lean over it.

BACKSTOP

Once the ball touches the netting on a foul pop, it is a dead ball.

