

10

2005 TM Springfield 2014



2014 | MEDIA GUIDE

2014 MEDIA GUIDE



All-Time Roster and Jersey Numbers... C10-C12

Cardinals Contact Information1
Front Office Staff. 2-3
Broadcast Information 4
Media Relations Policies 5
Pre-Game Schedule. 6

SECTION A

2014 SPRINGFIELD CARDINALS PREVIEW

2014 Springfield Cardinals Field Staff. . . . A1-A2
2014 Springfield Cardinals Player Bios. . . A3-A24

SECTION B

2013 REVIEW

Final Standings B1
Game-by-Game. B2-B3
Springfield Cardinals Award Winners B5
Final Batting Statistics. B6
Final Pitching Statistics & Leaders. B7
Cardinals Batting Totals & Breakdowns B8-
B11
Cardinals Pitching Totals & Breakdowns. B12-B15
Batting/Pitching By Month (Apr-Sept). B16-B21
Records vs. Opponents B22
Record When B22
Final Attendance B22
Highs and Lows B23
Transactions B24
Texas League Team Statistics B25
Texas League Batting Leaders B26
Texas League Pitching Leaders B27
Texas League Fielding Leaders B28

SECTION C

RECORDS & HISTORY

Springfield Cardinals Firsts. C1
All-Time Opening Day Lineups & Results C2
All-Time Batting Leaders. C3
All-Time Pitching Leaders C4
Last Time It Happened. C5
Single-Season Records C6
Individual Single Game Records.....C7
Team Single Game Records.....C8
All-Time Playoff Statistics. C9

The content is based on information available through March 27, 2014. For further information and updates, contact the Springfield Cardinals Public Relations Department at (417) 832-3041. Special thanks to Gary LaRocque, John Vuch, Kent Shelton, Faith Lorhan, Ross Fuller, Mark Harrell, Melody Yount and Chris Tunno.

Visit the Springfield Cardinals website at www.springfieldcardinals.com.

FRONT OFFICE


Address:

Hammons Field
955 East Trafficway
Springfield, MO 65802

Main Phone: (417) 863-0395

Tickets: (417) 863-2143

Fax: (417) 863-0388

Website: SpringfieldCardinals.com

Email: springfield@cardinals.com

Staff Member

Matt Gifford
Scott Smulczenski
Bill Fischer
Dan Reiter
Aaron Lowrey
Angela Deke
Scott Bailes
Kent Shelton
Andrew Buchbinder
Niki Lodholz
Zack Pemberton
Cassie Owens
David West
Chris Kaempfe
Markie McCoy
Liz Blase
David Willis
Ayrca Batson
Faith Lorhan
Ross Fuller
Brock Phipps
Derek Edwards
John Davis
Lori Brinker

Title

V.P. / General Manager
V.P. of Baseball & Business Ops.
V.P. of Facility Operations
V.P. of Sales and Marketing
Manager of Stadium/Game Day Ops.
Director of Ticket Operations
Manager of Market Development
Manager of Promos and Productions
Manager of P.R. / Broadcaster
Coordinator of Community Relations
Senior Account Executive
Account Executive
Account Executive
Account Representative
Account Representative
Account Representative
Account Representative
Box Office Supervisor/Office Asst.
Coordinator of Fan Interaction
Coordinator of Sales Services
Head Groundskeeper
Assistant Groundskeeper
Clubhouse Manager
General Manager of SportService

Email Address

mgifford@cardinals.com
ssmulczenski@cardinals.com
bfischer@cardinals.com
dreiter@cardinals.com
alowrey@cardinals.com
adeke@cardinals.com
sbailes@cardinals.com
kshelton@cardinals.com
abuchbinder@cardinals.com
nlodholz@cardinals.com
zpemberton@cardinals.com
cowens@cardinals.com
dwest@cardinals.com
ckaempfe@cardinals.com
mmcoco@cardinals.com
lblase@cardinals.com
dwillis@cardinals.com
abatson@cardinals.com
florhan@cardinals.com
rfuller@cardinals.com
bphipp@cardinals.com
dedwards@cardinals.com
jdavis@cardinals.com
lbrinker@dncinc.com

Field Staff:

Mike Schildt	Manager
Randy Niemann	Pitching Coach
Erik Pappas	Hitting Coach
Scott Ensell	Athletic Trainer
Josh Cue	Strength Coach
Chris Miller	Medical Director
Brian Mahaffey	Team Physician
Rick Seagraves	Orthopedic Surgeon

Visiting Club Hotel:

University Plaza
333 John Q. Hammons Parkway
Springfield, MO 65806
(417) 864-7333

Stadium Name (year opened):

Hammons Field (2004)

Directions to Stadium:

From I-44 or US-60, exit Hwy 65 to Chestnut Expressway Exit
Go West on Chestnut Expressway and proceed to National.
Turn left (South) on National. Turn right (West) on Trafficway. Hammons Field is on the right.

FRONT OFFICE



FRONT OFFICE

MATT GIFFORD

Vice President/General Manager

Matt is in his 10th year as VP/GM for the Springfield Cardinals, after gaining nine years of experience in the St. Louis Cardinals Front Office. Matt's primary responsibility is ensuring that fans who visit Hammons Field have an experience that is enjoyable and fun-filled. Another important responsibility is promoting the rich tradition of Cardinals Baseball throughout the community. His other duties include overseeing all of the day-to-day operations of the Springfield Cardinals, as well as Hammons Field, for both the Cardinals and the Missouri State Bears. Matt began his career with the St. Louis Cardinals in 1996 as a Season Ticket Sales Representative. After spending time in Community Relations, Matt was promoted to the Marketing/Corporate Sales Department where he served as an Account Executive. In 2004, Matt was named Vice President of the St. Louis Cardinals, then relocated to Springfield to serve as General Manager for the new Cardinals franchise in Springfield. Matt is currently the Chairman of the Springfield Convention & Visitors Bureau and a member of the Greater Springfield Area Sports Commission. He is also on the Board of Directors for the United Way of the Ozarks, an Executive Baron for the American Cancer Society's Cattle Baron's Ball and the honorary Chairman for JDRF Walk to Cure Diabetes. In addition, Matt assists in raising funds for Cardinals Care, the St. Louis Community Fund and volunteers with the Boy Scouts of America. Matt is a 1995 graduate of Indiana University where he was a member of the Hoosiers baseball team and an intern in the IU Athletic Department. He attended high school in St. Louis, MO (Parkway West High School). Matt and his wife Emily have a son Maxwell and a daughter Megan.



2014 CARDINALS

2013 REVIEW

SCOTT SMULCZENSKI

Vice President of Baseball and Business Operations

Scott enters his 10th year with Springfield after working as the Director of Minor League Operations for the St. Louis Cardinals. Now entering his 31st year in the St. Louis Cardinals organization, Scott is responsible for all revenue that comes in and out of the organization, including accounts payable, accounts receivable and cash receipts. He also oversees box office operations, customer relations, and internal office services. Scott and his wife Kelly have two daughters (Danielle and Hanna) and a Polish Retriever (Bailey).



HISTORY

BILL FISCHER

Vice President of Facility Operations

In his 10th year with the Cardinals, Bill is responsible for the day-to-day operations of the stadium. He coordinates all the capital projects, including design plans as well as ensuring that everything is done on time and according to specifications. In doing so, he works closely with the Hammons Foundation to oversee the stadium. Bill Fischer joined the Cardinals after helping Mr. Hammons as a consultant, prior to the opening of Hammons Field. Bill retired in November of 2003, after 22 years of working in the cable television industry. He started Fischer Consulting after retiring and then moved into his position with the Cardinals. Bill and his wife Karen have a daughter (Melanie) and a son (Lance).



MINOR LEAGUES

TEXAS LEAGUE

DAN REITER

Vice President of Sales & Marketing

Dan enters his 10th year with the Cardinals, after getting his start with Cardinals Baseball by winning the Fox Sports Net contest, "Payin' Your Dues" in May of 2004. Dan has worked his way up to his current role with the team as Vice President of Sales & Marketing. His duties include working with corporate accounts, managing the sales staff, overseeing the in-game entertainment, and using creativity to start a variety of ticket-selling programs. Dan is actively involved in the Springfield community and serves on numerous boards. He was married in September of 2011 to the lovely Heather Anderson, who half-willingly adopted his dog Shilo as her own.



MISC.

FRONT OFFICE



SCOTT BAILES
Manager of Market
Development



AYRICA BATSON
Box Office Supervisor/Office
Assistant



LIZ BLASE
Account Representative



ANGELA DEKE
Director of Ticket
Operations



DEREK EDWARDS
Assistant Groundskeeper



ROSS FULLER
Coord. of Fan Services



CHRIS KAEMPF
Account Representative



NIKI LODHOLZ
Coord. of Community Relations



FAITH LORHAN
Coord. of Fan Interaction



AARON LOWREY
Mgr. of Stadium/
Game Day Operations



MARKIE MCCOY
Account Representative



CASSIE OWENS
Account Executive



ZACK PEMBERTON
Senior Account Executive



BROCK PHIPPS
Head Groundskeeper



KENT SHELTON
Manager of Production



DAVID WEST
Account Executive



DAVID WILLIS
Account Representative

BROADCASTS

Staff, Broadcast Information



FRONT OFFICE

2014 CARDINALS

2013 REVIEW

HISTORY

MINOR LEAGUES

TEXAS LEAGUE

MISC.

ANDREW BUCHBINDER

Manager of Public Relations & Broadcaster

The 2014 season will be Andrew's eighth in Minor League Baseball and second with the Cardinals.

Previously, Andrew spent four years as the Director of Broadcasting & Media Relations for the Hickory Crawdads in the South Atlantic League. He also held similar roles with the Bakersfield Condors (ECHL) from 2007-09 and the Bakersfield Blaze (California League) in 2008.

The Larchmont, NY native received his Bachelor of Arts degree in History from Trinity College in Hartford, CT. When not at the ballpark, Andrew enjoys reading, hiking and finding any body of water.



CARDINALS RADIO BROADCAST INFORMATION

For a ninth consecutive year, the Springfield Cardinals are proud to be heard on JOCK 98.7 FM (KWTO). All 140 regular season games will be broadcast live by Andrew Buchbinder, who will be joined by Larry Calton during home broadcasts. All broadcasts can also be heard live on the Internet through SpringfieldCardinals.com and jock987.com. Select weekday morning/afternoon games will be heard on KBFL 1060AM.

All radio broadcasts will begin 15 minutes prior to the first pitch with the Coyotes Sports Cafe Pregame Show. The Cardinals Postgame Show will follow all radio broadcasts.

Fans can also tune in to The Ozarks CW and KY3 in 2013, as 12 home games will be televised with KY3 Sports Director Ned Reynolds and Scott Bailes on the call.

2014 TV SCHEDULE

DATE	DAY	AIR TIME	OPP
April 3	Thur.	7:10 P.M.	SA
April 6	Sun.	4:10 P.M.	CC
April 19	Sat.	6:10 P.M.	ARK
May 4	Sun.	7:10 P.M.	TUL
May 17	Sat.	6:10 P.M.	ARK
June 8	Sun.	6:10 P.M.	TUL
June 14	Sat.	6:10 P.M.	NWA
July 12	Sat.	6:10 P.M.	NWA
July 20	Sun.	6:10 P.M.	NWA
August 2	Sat.	6:10 P.M.	ARK
August 17	Sun.	2:10 P.M.	MID
August 23	Sat.	6:10 P.M.	TUL



MEDIA RELATIONS



Policies & Procedures

PRESS CREDENTIALS are available to accredited members of the news media. Credential requests should be emailed (preferred), mailed or faxed on company letterhead to the following addresses:

via email: Andrew Buchbinder
abuchbinder@cardinals.com

via mail/fax: Media Relations
955 East Trafficway
Springfield, MO 65802
Phone: (417) 863-0395
Fax: (417) 863-0388

All requests must be received at least 24 hours in advance of the requested date. Credentials **must be worn in a visible manner at all times**. Credentials are not transferable. All credentials will be available at the Will Call Window located at the lower ticket window on the southeast side (right field) of Hammons Field. Photo identification is required. **NO AUTOGRAPHS.**

PRESS BOX is located behind home plate on the Suite Level of Hammons Field. All workstations have electrical outlets and are equipped with outside phone access. Only accredited working media will be allowed in the press box. **NO CHILDREN.**

ACCESS TO CARDINALS CLUBHOUSE will be available to media with proper credentials issued by the Springfield Cardinals. No other credentials will be honored. The clubhouse will be closed to media 45 minutes prior to all games. The Springfield Cardinals reserve the right to add additional restrictions at any time. The players lounge, training room and weight room are closed to media at all times.

MEDIA NOTES and statistics are available in the press box approximately two hours prior to game time, and are also available as a .pdf file online at SpringfieldCardinals.com. Anyone needing information earlier should contact the Media Relations Department. Box scores will be available after each game as soon as they become available from MiLB.

MEDIA GUIDES are available in the press box or upon request from Springfield Cardinals Media Relations representatives.

WIRELESS INTERNET ACCESS is available at Hammons Field. A member of the Media Relations staff can assist in establishing a connection through a password.

INTERVIEWS should be arranged prior to and following Cardinals games. The field staff and the players are usually available on the field or in the clubhouse during batting practice as long as the interview does not interrupt their pre-game routine. Pre-game interviews must be completed earlier than 45 minutes prior to the game.

DIGITAL PHOTOS of players are available upon request from Springfield Cardinals Media Relations representatives.

TRANSACTIONS updates are available on the Springfield Cardinals website at SpringfieldCardinals.com. To access the transactions link, move the cursor over the tab that says Roster near the top of the homepage and the Transactions option will become available.

CARDINALS NEWSLETTER updates are provided for anyone on the Newsletter email list and includes breaking information such as roster moves and injury updates. To sign up for the Springfield Cardinals Newsletter, move the cursor over the tab that says Contact Us near the top of

2014 PRE-GAME

Batting/Infield Practice Schedule



7:10 P.M. GAME TIME

4:25-4:35.....Cardinals Infield
 4:35-5:20.....Cardinals Batting Practice
 5:20-6:05.....Visitors Batting Practice
 6:05-6:15.....Screens Removed
 6:15-6:25.....Visitors Infield
 6:25-6:55.....Field Preparation
 6:45-7:02.....Pre-game Activities

6:10 P.M. GAME TIME

3:25-3:35.....Cardinals Infield
 3:35-4:20.....Cardinals Batting Practice
 4:20-5:05.....Visitors Batting Practice
 5:05-5:15.....Screens Removed
 5:15-5:25.....Visitors Infield
 5:25-5:55.....Field Preparation
 5:55-6:02.....Pre-game Activities

5:10 P.M. GAME TIME

2:25-2:35.....Cardinals Infield
 2:35-3:20.....Cardinals Batting Practice
 3:20-4:05.....Visitors Batting Practice
 4:05-4:15.....Screens Removed
 4:15-4:25.....Visitors Infield
 4:25-4:55.....Field Preparation
 4:55-5:02.....Pre-game Activities

2:10 P.M. GAME TIME

11:25-11:35.....Cardinals Infield
 11:35-12:20.....Cardinals Batting Practice
 12:20-1:05.....Visitors Batting Practice
 1:05-1:15.....Screens Removed
 1:15-1:25.....Visitors Infield
 1:25-1:45.....Field Preparation
 1:45-2:02.....Pre-game Activities

11:10 A.M. GAME TIME

8:25-8:35.....Cardinals Infield
 8:35-8:20.....Cardinals Batting Practice
 9:20-10:05.....Visitors Batting Practice
 10:05-10:15.....Screens Removed
 10:15-10:25.....Visitors Infield
 10:25-10:55.....Field Preparation
 10:55-11:02.....Pre-Game Activities

*During inclement weather, all pre-game activities will be held in the training facility

**Gates open one hour prior to game times



Carlos Martinez was one of five 2013 Springfield Cardinals who made their MLB debuts with the big Cards last season, including Kevin Siegrist, Michael Blazek, Keith Butler and Audry Perez.

2014 Springfield Cardinals

2014 Field Staff & Players



MIKE SHILDT
Manager

The 2014 season is Mike Shildt's third campaign as skipper of the Springfield Cardinals after guiding them to their first Texas League Championship in 2012. Shildt was officially named Manager of the Cards on November 21, 2011, after managing the Johnson City Cardinals (Rookie Level) for three seasons. He won back-to-back Appalachian League Championships in 2010 and 2011. He also served as the Manager for the Salt River Rafters in the prestigious Arizona Fall League in 2013.

In 2012, Shildt led the Springfield Cardinals to their first Texas League Championship (the city's first professional title since 1939) and to a franchise record 77 wins. The 2013 season saw the Cards compile a 64-74 record while sending five players to the big leagues and having 26 player promotions to AAA-Memphis.

In 2007, Shildt was a position coach at Batavia. He served as an area scout for four seasons from 2004-07 prior to fulfilling player development duties toward the end of each of those seasons. Officially, this is his eighth season as a member of a field staff within the Cardinals organization, with consulting and instructional duties for the New Jersey Cardinals in 2004 and 2005. Shildt was presented with the Cardinals acclaimed George Kissell Award in 2010, recognizing his dedication to excellence in player development.

Prior to joining the Cardinals, Shildt worked for three years as an associate scout for the Major League Scouting Bureau. He has five years of collegiate coaching under his belt split between stops at UNC-Charlotte and UNC-Asheville. He also owned and operated On Deck Baseball Academy in Pineville, N.C., training many major and minor league players for four years.

Shildt, 45, is a 1991 graduate of UNC-Asheville with a degree in business and currently resides in Matthews, N.C.

SHILDT'S MANAGERIAL RECORD

YEAR	TEAM	LEAGUE	CLASS	WON	LOST	PCT.
2009	Johnson City	APPY	Rookie	37	30	.552
2010	Johnson City	APPY	Rookie	42	24	.636
2011	Johnson City	APPY	Rookie	45	23	.662
2012	Springfield	TEX	Double-A	77	61	.558
2013	Springfield	TEX	Double-A	64	74	.464
Totals				265	212	.556



RANDY NIEMANN

Pitching Coach

Niemann returns for his second season in the Cardinals Organization as the Springfield Pitching Coach. An eight-year major league veteran, the lefty amassed a 7-8 record with a 4.64 ERA in 122 career games, 10 starts after being a 2nd round draft selection of the New York Yankees in 1975.

He was most recently the Pitching Coach of the Boston Red Sox after being promoted from Assistant Pitching Coach in August of 2012.

Niemann spent 24 seasons in the Mets Organization prior to joining the Red Sox.



Erik Pappas

Hitting Coach

Pappas, a former St. Louis Cardinals catcher, begins his second season as a coach in the Cardinals system, having spent the 2012 campaign as the Hitting Coach for the Peoria Chiefs (Low-A). Prior to joining the Cardinals ranks, Pappas spent 2006-12 at the Cangelosi Baseball Academy in Orland Park, Illinois, while also serving as a scout for the Texas Rangers from 2005-09.

The Chicago, Illinois native suited up for the Cardinals under Joe Torre in 1993-94, playing in a total of 97 games for St. Louis. Although originally a 1st-round draft pick by the California Angels in 1984, Pappas made his Major League debut with the Chicago Cubs in 1991. In his big league career, Pappas hit .242 with one home run and 35 RBIs through 104 games. He was the Cubs Minor League Player of the Year in 1989, and suited up for Greece in the 2004 Summer Olympics in Athens..




SCOTT ENSELL

Athletic Trainer

Ensell begins his second season as the Springfield Cardinals Athletic Trainer and his fifth within the St. Louis system. Before joining Springfield, he spent the 2012 campaign with the Quad Cities River Bandits (Midwest League) and 2011 in Johnson City (Rookie), where he worked alongside Springfield Manager, Mike Schildt.

A native of Cincinnati, Ohio, Ensell graduated from Wilmington College, in May 2008, with a degree in athletic training. While at Wilmington, he worked primarily as a trainer with the football team. He has garnered valuable experience as a baseball trainer, having served as a Training Staff intern with the Cincinnati Reds in the summer of 2007 and as an intern with the Memphis Redbirds in 2009.



JOSH CUE

Strength and Conditioning Coach

Cue returns for his fourth season as the Strength and Conditioning Coach in Springfield and as a member of the Cardinals organization. Previously, he handled the strength and conditioning duties for the Tri-City Dust Devils, the Northwest League affiliate of the Colorado Rockies, in 2010.

Vance ALBITZ • INF

Height - 5'7 Bats - R Born - 1/31/88 at Torrance, CA

Weight - 170 Throws - R Resides - Torrance, CA

SCHOOL - Univ. of California - San Diego

HOW OBTAINED - Signed by the Cardinals as a non-drafted free agent 8/24/2011



YR	CLUB	LG	AVG	G	AB	R	H	2B	3B	HR	RBI	SH	SF	HP	BB	SO	SB	CS	E	
11	Batavia	NYP	.283	12	46	9	13	5	0	0	2	0	0	1	4	2	0	0	1	
12	Palm Beach	FSL	.266	43	124	15	33	5	0	0	13	3	3	2	16	12	6	2	3	
	Springfield	TEX	.109	25	55	1	6	1	0	0	2	1	1	0	6	6	0	0	3	
	Memphis	PCL	.295	13	44	6	13	2	0	1	6	0	0	1	5	5	1	1	0	
13	Springfield	TEX	.250	50	144	14	36	4	0	2	16	7	3	3	5	19	3	1	3	
	Memphis	PCL	.268	28	82	12	22	3	0	1	9	1	1	2	2	9	3	0	1	
Minor League Totals				.248	171	495	57	123	20	0	4	48	12	8	9	38	53	13	4	11

Notes:

- Split 2013 campaign between Springfield and Memphis
- Played 2B, SS, 3B and even pitched in 2013
- Hit first minor league home run with Memphis in AAA debut 8/22/12 vs. Albuquerque
- Began non-profit organization Gloves for Troops in 2012, donating used gloves to service men and women
- Named ABCA/Rawlings All-American and earned National Defensive Player of the Year in 2009 at UC San Diego



Jose ALMARANTE • RHP

Height - 6'1 Bats - R Born - 10/19/88 at Quanamunthe, Haiti

Weight - 170 Throws - R Resides - Monte Cristi, DR

HOW OBTAINED - Signed by the Cardinals as a non-drafted free agent 8/29/2007

YR	CLUB	LG	W-L	ERA	G	GS	CG	SHO	SV	IP	H	R	ER	HR	HB	BB	SO	WP	BK
08	DSL Cardinals	DSL	5-3	2.31	24	0	0	0	10	35.0	27	11	9	0	2	17	40	5	0
09	DSL Cardinals	DSL	2-5	4.60	20	0	0	0	9	31.1	38	20	16	3	0	11	26	5	0
10	DSL Cardinals	DSL	1-4	2.01	12	4	1	0	1	44.2	36	13	10	6	4	7	45	1	0
11	Batavia	NYP	4-1	4.72	15	13	0	0	0	68.2	75	38	36	7	1	10	33	1	0
12	Batavia	NYP	1-1	2.14	13	0	0	0	1	21.0	21	9	5	1	1	5	21	3	1
	Palm Beach	FSL	0-1	3.38	11	0	0	0	1	18.2	16	9	7	0	0	7	9	4	1
13	Palm Beach	FSL	0-2	5.54	16	1	0	0	0	26.0	31	18	16	2	0	10	26	1	0
	Springfield	TEX	2-2	2.75	27	0	0	0	3	39.1	29	19	12	1	2	11	31	5	0
	Memphis	PCL	0-0	0.00	1	0	0	0	0	1.1	3	0	0	0	0	0	1	0	0
Minor League Totals			15-20	3.49	139	18	1	0	25	286.0	276	137	111	20	10	78	232	25	3

Notes:

- 2014 Major League Spring Training Non-Roster Invitee
- Made AAA Debut on 8/30 and had an ERA of 0.00 for the Red Birds
- Pitched 27 games with 31 strike outs for the Springfield Cardinals
- Made AA Debut on 6/4 and went 2/2 with a 2.75 ERA for the Cardinals



Seth BLAIR • RHP

Height - 6'2 **Bats** - R **Born** - 3/3/89 at Rock Falls, IL

Weight - 195 **Throws** - R **Resides** - Rock Falls, IL

SCHOOL - Arizona State University

HOW OBTAINED - Cardinals' supplemental 1st round selection (46th overall) in the June, 2010 First-Year Player Draft.

YR	CLUB	LG	W-L	ERA	G	GS	CG	SHO	SV	IP	H	R	ER	HR	HB	BB	SO	WP	BK
11	Quad Cities	MID	6-3	5.29	21	21	0	0	0	81.2	79	54	48	9	14	62	70	11	2
12	GCL Cardinals	GCL	0-0	0.00	2	1	0	0	0	3.0	1	0	0	0	1	2	1	0	0
	Palm Beach	FSL	1-3	5.40	5	5	0	0	0	16.2	18	12	10	1	0	14	12	3	0
13	Springfield	TEX	3-9	5.07	24	22	0	0	0	129.2	149	83	73	18	9	48	117	8	2
Minor League Totals			10-15	5.10	52	49	0	0	0	231.0	247	149	131	28	24	126	200	22	4

Notes:

- Rebounded from injury in 2012 with 24 appearances in 2013
- Struck out season-high 11 batters on 7/25 vs. NW Arkansas
- Made AA debut on 4/8 @ San Antonio
- Named PAC-10 Pitcher of the Year in 2010 and 2nd team All-American



Tim COONEY • LHP

Height - 6'3" **Bats** - L **Born** - 12/19/90 at Collegeville, PA

Weight - 195 **Throws** - L **Resides** - Collegeville, PA

SCHOOL - Wake Forest University

HOW OBTAINED - Cardinals' 3rd round selection (117th overall) in the June, 2012 First-Year Player Draft

YR	CLUB	LG	W-L	ERA	G	GS	CG	SHO	SV	IP	H	R	ER	HR	HB	BB	SO	WP	BK
12	Batavia	NYP	3-3	3.40	13	11	1	0	0	55.2	56	24	21	4	2	8	43	4	0
13	Palm Beach	FSL	3-3	2.75	6	6	1	0	0	36.0	38	14	11	1	1	4	23	0	0
	Springfield	TEX	7-10	3.80	20	20	0	0	0	118.1	132	58	50	8	6	18	125	6	3
Minor League Totals			13-16	3.51	20	20	2	0	0	210.0	226	96	82	13	9	30	191	10	3

Notes:

- 2014 Major League Spring Training Non-Roster Invitee
- Ranked by Baseball America as the #6 prospect for the Cardinals entering 2014
- Led all St. Louis Minor Leaguers with 125 strikeouts in 2013
- Made AA debut on 5/13 @ Tulsa, striking out seven in 5.0 innings

Jonathan CORNELIUS • LHP

Height - 6'1 Bats - L Born - 5/31/88 at Land O'Lakes, FL

Weight - 190 Throws - L Resides - Land O'Lakes, FL

SCHOOL - Florida Institute of Technology

HOW OBTAINED - Cardinals' 24th round selection (740th overall) in the June, 2011 First-Year Player Draft



YR	CLUB	LG	W-L	ERA	G	GS	CG	SHO	SV	IP	H	R	ER	HR	HB	BB	SO	WP	BK
11	Batavia	NYP	1-4	4.02	14	10	0	0	0	47.0	36	21	21	2	2	19	50	1	0
12	Quad Cities	MID	1-2	3.27	23	8	0	0	0	77.0	83	42	28	2	5	18	87	10	3
13	Palm Beach	FSL	2-1	2.66	11	5	0	0	1	44.0	39	18	13	0	2	7	31	1	0
	Springfield	TEX	6-6	4.46	18	14	0	0	0	78.2	84	46	39	9	8	29	66	3	1
Minor League Totals			10-13	3.69	66	37	0	0	1	246.2	242	127	101	13	17	73	234	15	4

Notes:

- Made AA Debut on 6/1 against the Midland Rock Hounds
- Had 31 strike outs through 44 innings pitched with Palm Beach
- Made High-A Debut on 4/5 (2.0 IP, 0R, 1H, 3SO)
- 2011 New York Penn League Mid-Season All-Star

Chris CORRIGAN • RHP

Height - 6'2 Bats - R Born - 12/24/87 at Houston, TX

Weight - 155 Throws - R Resides - Humble, TX

SCHOOL - San Jacinto College North

HOW OBTAINED - Cardinals' 30th round selection (909th overall) in the June, 2008

First-Year Player Draft



YR	CLUB	LG	W-L	ERA	G	GS	CG	SHO	SV	IP	H	R	ER	HR	HB	BB	SO	WP	BK
09	Batavia	NYP	2-2	3.80	16	7	0	0	0	47.1	45	21	20	2	3	22	28	4	0
10	Batavia	NYP	3-1	4.02	13	3	0	0	1	40.1	40	22	18	1	5	14	23	6	0
	Quad Cities	MID	3-0	3.86	13	0	0	0	0	23.1	31	15	10	1	0	8	20	1	0
11	Quad Cities	MID	0-0	3.27	5	0	0	0	2	11.0	8	4	4	1	1	2	13	0	0
	Palm Beach	FSL	1-1	3.48	32	0	0	0	0	41.1	49	18	16	1	0	21	29	5	0
12	Springfield	TEX	0-1	7.36	4	0	0	0	0	3.2	6	3	3	0	1	2	4	0	0
	Palm Beach	FSL	4-8	4.02	20	16	1	1	0	85.0	71	38	38	3	2	35	78	15	1
13	Palm Beach	FSL	0-1	5.14	2	1	0	0	0	7.0	6	5	4	0	3	4	4	3	0
	GCL Cardinals	GCL	0-0	11.57	2	0	0	0	0	2.1	4	4	3	0	0	1	4	0	0
Minor League Totals			13-14	4.00	107	27	1	1	3	261.1	260	130	116	9	15	109	203	34	1

Notes:

- Missed majority of 2013 season due to injury
- Threw first Perfect Game in Palm Beach Cardinals history 8/29 @ Port Charlotte (9IP, 9 K)
- Made AA debut 5/27/12 @ CC (1.0 IP, 0R, H, HBP, K)
- His 78 strikeouts with Palm Beach in 2012 were 2nd most on the team (Benes, 79)



Joe CUDA • RHP

Height - 5'9 **Bats** - R **Born** - 9/13/89 at St. Petersburg, FL
Weight - 195 **Throws** - R **Resides** - St. Petersburg, FL

SCHOOL - Eckerd (FL) College

HOW OBTAINED - Cardinals' 27th round selection (804th overall) in the June, 2012 First-Year Player Draft

YR	CLUB	LG	W-L	ERA	G	GS	CG	SHO	SV	IP	H	R	ER	HR	HB	BB	SO	WP	BK
12	Batavia	NYP	7-1	4.15	13	13	0	0	0	60.2	64	28	28	3	4	11	53	8	0
13	Peoria	MID	5-4	4.28	15	15	0	0	0	75.2	92	43	36	5	1	18	77	4	0
	Palm Beach	FSL	4-0	1.40	7	7	0	0	0	38.2	33	8	6	0	0	6	29	0	0
Minor League Totals			16-5	3.60	35	35	0	0	0	175.0	189	79	70	8	5	35	159	12	0

Notes:

- Made High-A Debut on 7/25 (6.0IP, 1R, 5H, 5K)
- Four of his seven starts for Palm Beach were scoreless
- Did not allow more than four runs in any start in Palm Beach
- Dealt a season-high 11 strikeouts with Peoria on 5/26 vs. Wisconsin



Anthony FERRARA • LHP

Height - 6'1 **Bats** - R **Born** - 9/2/89 at Baton Rouge, LA
Weight - 175 **Throws** - L **Resides** - Riverview, FL

SCHOOL - Riverview (FL) HS

HOW OBTAINED - Cardinals' 7th round selection (215th overall) in the June, 2008 First-Year Player Draft

YR	CLUB	LG	W-L	ERA	G	GS	CG	SHO	SV	IP	H	R	ER	HR	HB	BB	SO	WP	BK
08	GCL Cardinals	GCL	2-1	4.50	10	2	0	0	0	30.0	27	19	15	3	2	14	36	6	0
09	Johnson City	Appy	4-1	3.24	13	9	0	0	0	50.0	49	21	18	1	4	17	40	6	0
10	Batavia	NYP	1-0	6.00	8	1	0	0	2	18.0	23	12	12	2	0	4	17	1	1
11	Quad Cities	MID	13-7	3.03	23	22	0	0	0	127.2	103	48	43	7	5	53	93	7	3
12	Springfield	TEX	0-0	4.50	3	3	0	0	0	10.0	6	6	5	0	1	11	10	0	0
	Palm Beach	FSL	5-7	3.58	18	18	0	0	0	98.0	89	49	39	7	7	46	77	2	1
13	Springfield	TEX	7-6	5.84	23	20	0	0	0	98.2	94	66	64	16	8	54	85	6	0
Minor League Totals			32-22	4.08	98	75	0	0	2	432.1	391	221	196	36	27	199	358	28	5

Notes:

- Went 1-0 with a 4.91 ERA through eight outings in the 2013 Arizona Fall League
- Finest start came on 8/3 @ ARK (7.0 IP, 1H, 0R, 0BB, 9K)
- Went 1-0 with 4.13 ERA through five outings/four starts in June last year
- Made AA debut 7/20/12 vs. NW Arkansas (2.2 IP, 2 R, 1 ER, 3 H, 3 BB, 4 K, ND)

Anthony GARCIA • OF

Height - 6'0 **Bats** - R **Born** - 1/4/92 Carolina, PR
Weight - 180 **Throws** - R **Resides** - Carolina, PR

SCHOOL - San Juan Educational School

HOW OBTAINED - Cardinals' 18th round selection (549th overall) in the June, 2009

First-Year Player Draft

YR	CLUB	LG	AVG	G	AB	R	H	2B	3B	HR	RBI	SH	SF	HP	BB	SO	SB	CS	E	
09	GCL Cardinals	GCL	.235	23	51	12	12	3	1	0	3	0	0	2	4	10	2	1	4	
10	GCL Cardinals	GCL	.284	39	116	20	33	3	1	5	20	0	2	6	19	17	2	0	0	
	Johnson City	APP	.333	2	3	1	1	1	0	0	1	0	1	0	1	1	0	0	0	
11	Johnson City	APP	.308	51	182	38	56	14	4	6	31	0	2	11	21	36	4	1	4	
12	Quad Cities	MID	.280	109	396	63	111	34	3	19	74	0	2	12	34	107	3	6	4	
13	GCL Cardinals	GCL	.000	1	4	0	0	0	0	0	0	0	0	0	0	1	0	0	0	
	Palm Beach	FSL	.217	98	345	37	75	16	1	13	45	2	4	9	26	95	6	2	7	
Minor League Totals				.263	323	1097	171	288	71	10	43	174	2	11	40	105	267	17	10	19

Notes:

- Named Florida State League Player of the Week twice in 2013 (6/10, 7/1)
- Made High-A debut on 4/5 at Port Charlotte
- Put together a 16-game hitting streak with Quad Cities in 2012 (6/22/12-7/7/12)
- Ranked 2nd in Midwest League in 2012 in home runs

**Sam GAVIGLIO • RHP**

Height - 6'2 **Bats** - R **Born** - 5/2/90 at Ashland, OR
Weight - 195 **Throws** - R **Resides** - Corvallis, OR

SCHOOL - Oregon State University

HOW OBTAINED - Cardinals' 5th round selection (170th overall) in the June, 2011 First-Year Player Draft

YR	CLUB	LG	W-L	ERA	G	GS	CG	SHO	SV	IP	H	R	ER	HR	HB	BB	SO	WP	BK
11	Batavia	NYP	0-0	0.00	2	2	0	0	0	4.0	2	0	0	0	0	0	4	0	0
12	Quad Cities	MID	9-9	3.92	23	23	0	0	0	133.0	128	74	58	12	11	30	113	16	0
13	GCL Cardinals	GCL	0-0	0.00	2	1	0	0	0	8.0	4	0	0	0	0	1	9	0	0
	Palm Beach	FSL	4-1	2.72	7	7	0	0	0	39.2	29	13	12	2	1	12	30	1	0
Minor League Totals			13-10	3.41	34	33	0	0	0	184.2	163	87	70	14	12	43	156	17	0

Notes:

- 2014 Major League Spring Training Non-Roster Invitee
- Went 3-0 with a 3.58 ERA through six starts in the 2013 Arizona Fall League
- Allowed two runs or fewer in six of seven starts with Palm Beach
- Made High-A Debut on 4/5 (5.0IP, 1R, 3H, 5SO)



Marco GONZALES • LHP

Height - 6'0 **Bats** - L **Born** - 2/16/92 at Fort Collins, CO
Weight - 185 **Throws** - L **Resides** - Fort Collins, CO

SCHOOL - Gonzaga University**HOW OBTAINED** - Cardinals' 1st round selection (19th Overall) in June, 2013

First-Year Player Draft

YR	CLUB	LG	W-L	ERA	G	GS	CG	SHO	SV	IP	H	R	ER	HR	HB	BB	SO	WP	BK
13	GCL Cardinals	GCL	0-0	5.40	4	2	0	0	0	6.2	8	5	4	0	0	3	10	2	0
	Palm Beach	FSL	0-0	1.62	4	4	0	0	0	16.2	10	3	3	1	0	5	13	0	0
Minor League Totals			0-0	2.70	8	6	0	0	0	23.1	18	8	7	1	0	8	23	2	0

Notes:

- 2014 Major League Spring Training Non-Roster Invitee
- Ranked by Baseball America as the #5 prospect for the Cardinals entering 2014
- Made High-A Debut on 8/2 at Dunedin (3.0IP, 0R, 1H, 2K)
- Made professional debut on 7/8 with GCL Cardinals

**Kyle HALD** • LHP

Height - 6'0 **Bats** - L **Born** - 5/27/89 at Mons, Belgium
Weight - 190 **Throws** - L **Resides** - Springfield, VA

SCHOOL - Old Dominion**HOW OBTAINED** - Cardinals' 18th round selection (560th Overall) in June, 2011

First-Year Player Draft

YR	CLUB	LG	W-L	ERA	G	GS	CG	SHO	SV	IP	H	R	ER	HR	HB	BB	SO	WP	BK
11	Johnson City	Appy	7-0	1.84	11	7	0	0	1	53.2	34	14	11	5	1	12	63	4	3
12	Quad Cities	MID	4-5	3.10	16	16	1	0	0	90.0	88	40	31	4	2	13	77	10	0
	Palm Beach	FSL	3-4	3.86	8	8	0	0	0	46.2	61	21	20	3	1	11	38	2	0
13	Palm Beach	FSL	5-8	4.42	24	24	0	0	0	136.1	153	80	67	5	5	31	74	7	4
Minor League Totals			19-17	3.55	59	55	1	0	1	326.2	336	155	129	17	9	67	252	23	7

Notes:

- Went 3-4 with a 3.60 ERA through 13 starts at home in 2013
- Best month came in July, posting a 1-1 record and 2.70 ERA through four starts
- Made High-A debut 7/20 @ Brevard County (W, 7 IP, ER, 4 H, 0 BB, 8 K)
- Cardinals Pitcher of the Month for August, 2011 (3-0, 0.82 ERA)



Kurt HEYER • RHP

Height - 6'2 **Bats** - L **Born** - 1/23/91 at Orange County, CA
Weight - 185 **Throws** - R **Resides** - Huntington Beach, CA

SCHOOL - University of Arizona

HOW OBTAINED - Cardinals' 6th round selection (210th overall) in the June, 2012 First-Year Player Draft



YR	CLUB	LG	W-L	ERA	G	GS	CG	SHO	SV	IP	H	R	ER	HR	HB	BB	SO	WP	BK
12	GCL Cardinals	GCL	0-0	0.00	2	0	0	0	0	2.0	1	0	0	0	0	0	4	1	0
	Batavia	NYP	0-0	6.75	2	0	0	0	0	4.0	5	3	3	0	0	0	5	0	0
13	Peoria	MID	3-2	3.40	8	8	0	0	0	39.2	44	16	15	2	0	12	35	2	0
	Palm Beach	FSL	6-5	3.42	15	14	0	0	0	84.1	75	35	32	7	5	22	61	2	1
Minor League Totals			9-7	3.46	27	22	0	0	0	130.0	125	54	50	9	5	34	105	5	1

Notes:

- 2014 Major League Spring Training Non-Roster Invitee
- Finished 2013 by going 3-2 with a 1.47 ERA through five starts with Palm Beach in August
- Was the ace of the Arizona staff that won the 2012 College World Series, their first title since 1986
- Three-time All-PAC 12 Conference selection while at Arizona

Dean KIEKHEFER • LHP

Height - 6'0 **Bats** - L **Born** - 6/7/89 at Louisville, KY
Weight - 175 **Throws** - L **Resides** - Crestwood, KY

SCHOOL - University of Louisville

HOW OBTAINED - Cardinals' 36th round selection (1,099th overall) in the June, 2010 First-Year Player Draft



YR	CLUB	LG	W-L	ERA	G	GS	CG	SHO	SV	IP	H	R	ER	HR	HB	BB	SO	WP	BK
10	Johnson City	APPY	0-1	6.75	1	0	0	0	0	2.2	2	2	2	0	0	0	2	1	0
	Quad Cities	MID	0-0	5.14	14	1	0	0	1	28.0	30	17	16	3	2	9	29	2	0
11	Quad Cities	MID	4-1	1.26	34	0	0	0	8	57.0	35	8	8	1	4	12	46	0	0
12	Palm Beach	FSL	2-2	2.24	46	0	0	0	14	60.1	23	15	3	1	4	41	89	1	0
13	Palm Beach	FSL	4-3	3.27	25	0	0	0	7	44.0	48	18	16	1	1	8	28	0	0
	Springfield	TEX	0-2	3.86	11	0	0	0	0	16.1	20	9	7	1	0	1	10	0	0
Minor League Totals			10-9	2.77	131	1	0	0	30	208.1	196	77	64	9	8	34	156	4	0

Notes:

- Made AA debut on 4/6 @ Corpus Christi
- Finished 3rd in FSL in Games Finished (35) in 2012
- Ranked 1st in Lowest BB/9 IP ratio and 4th in Fewest Baserunners/9 IP in 2012
- 4th in STL Org. with 14 saves in 2012



Luis MATEO • INF

Height - 6'0 **Bats** - R **Born** - 5/23/90 at Bayamon, PR
Weight - 160 **Throws** - R **Resides** - Orocovis, PR

SCHOOL - Jose Rojas Cortez HS

HOW OBTAINED - Cardinals' 20th round selection (605th overall) in June, 2008
 First-Year Player Draft

YR	CLUB	LG	AVG	G	AB	R	H	2B	3B	HR	RBI	SH	SF	HP	BB	SO	SB	CS	E
08	GCL Cardinals	GCL	.274	33	24	19	34	3	1	2	21	0	2	0	13	30	7	1	4
	Johnson City	Apyy	.284	20	88	12	25	0	1	1	6	0	1	1	3	17	8	2	6
09	Johnson City	Apyy	.344	26	93	16	32	7	1	3	12	1	1	1	4	25	5	4	6
10	Quad Cities	MID	.249	99	358	60	89	22	5	4	36	3	1	8	39	100	10	8	18
11	Palm Beach	FSL	.179	56	184	22	33	5	0	2	12	1	2	5	10	31	7	4	2
	Quad Cities	MID	.364	3	11	3	4	0	0	0	2	0	0	0	1	2	0	0	0
12	Quad Cities	MID	.257	113	405	70	104	22	4	12	64	3	3	7	27	105	18	6	14
13	Memphis	PCL	.286	5	14	3	4	0	0	0	1	0	0	0	2	3	0	0	1
	Springfield	TEX	.237	99	346	48	82	13	0	5	30	6	1	3	16	54	14	7	6
Minor League Totals			.251	454	1623	253	407	72	12	29	184	14	11	25	115	367	69	32	57

Notes:

- 2014 Major League Spring Training Non-Roster Invitee
- Made AAA Debut on 7/22 vs. Round Rock
- Hit .324 (12x37) with three doubles and 10 RBIs with RISP/2 outs in Springfield
- 18 stolen bases was not only a career high, but 2nd most on River Bandits in 2012



Alex MEJIA • INF

Height - 6'1 **Bats** - R **Born** - 1/18/91 at Sylmar, CA
Weight - 200 **Throws** - R **Resides** - Sylmar, CA

SCHOOL - University of Arizona

HOW OBTAINED - Cardinals' 4th round selection (150th overall) in the June, 2012
 First-Year Player Draft

YR	CLUB	LG	AVG	G	AB	R	H	2B	3B	HR	RBI	SH	SF	HP	BB	SO	SB	CS	E
12	Batavia	NYP	.250	23	96	9	24	5	0	1	7	2	0	0	2	13	1	0	3
13	Peoria	MID	.281	40	153	26	43	9	2	1	13	4	1	2	9	29	2	1	7
	Palm Beach	FSL	.207	81	295	26	61	14	0	0	24	10	4	4	13	39	6	3	15
Minor League Totals			.235	144	544	61	128	28	2	2	44	16	5	6	24	81	9	4	25

Notes:

- Made High-A debut on 5/28 vs. Port Charlotte
- Named PAC-12 Conference Player of the Year and PAC-12 Defensive Player of the Year in 2012
- Cousin of Major League pitcher, Marco Estrada
- Father (Carlo) was an All-American shortstop at Pepperdine and both sisters (Bianca & Krystal) played college softball at Long Island University

Adam MELKER • OF**Height** - 5'11 **Bats** - L **Born** - 1/31/88 at Claremont, CA**Weight** - 180 **Throws** - L **Resides** - Claremont, CA**SCHOOL** - Cal-Poly San Luis Obispo**HOW OBTAINED** - Cardinals' 44th round selection (1,339th overall) in the June, 2010

First-Year Player Draft



YR	CLUB	LG	AVG	G	AB	R	H	2B	3B	HR	RBI	SH	SF	HP	BB	SO	SB	CS	E
10	Batavia	NYP	.309	35	97	17	30	4	2	0	11	3	1	6	12	19	4	0	2
11	Palm Beach	FSL	.245	94	314	36	77	16	1	0	32	3	3	6	34	69	10	5	3
12	Springfield	TEX	.278	126	352	50	98	14	1	10	35	5	3	2	36	75	6	3	3
13	Springfield	TEX	.258	107	318	42	82	17	2	8	32	4	3	4	28	75	7	7	1
Minor League Totals			.265	362	1081	145	287	51	6	18	110	15	10	18	110	238	27	15	9

Notes:

- Tied for team lead with two multi-home run games (2HR on 5/15 @ TUL and 5/28 @ FRI)
- Hit .373 (22x59) with four doubles, one home run and 10 RBIs through 21 games in July, 2013
- First hit in 2012 Playoffs (RBI 1B) tied Game Two of the Finals vs. Frisco in the 8th inning. Won 6-4.
- Threw out Tommy Mendonca (potential tying run) at home to end Bot. 8 in Title Clinching Game 4 vs. Frisco in 2012

Tyler MELLING • LHP**Height** - 6'1 **Bats** - R **Born** - 9/4/88 at Bellefontaine, OH**Weight** - 170 **Throws** - L **Resides** - Bellefontaine, OH**SCHOOL** - Miami (OH) University**HOW OBTAINED** - Cardinals' 39th round selection (1,190th overall) in the June, 2011

First-Year Player Draft



YR	CLUB	LG	W-L	ERA	G	GS	CG	SHO	SV	IP	H	R	ER	HR	HB	BB	SO	WP	BK
11	GCL Cardinals	GCL	5-0	3.86	15	0	0	0	0	30.1	21	14	13	3	0	7	28	1	0
	Johnson City	APP	0-0	5.40	1	1	0	0	0	5.0	6	3	3	1	0	0	3	0	0
12	Batavia	NYP	3-1	2.01	13	13	0	0	0	67.0	67	23	15	2	3	4	46	5	0
13	Palm Beach	FSL	3-4	4.93	17	13	0	0	0	73.0	80	46	40	6	1	21	43	4	0
Minor League Totals			11-5	3.64	46	27	0	0	0	175.1	174	86	71	12	4	32	120	10	0

Notes:

- Made High-A Debut on 4/7 at Port Charlotte (5.0IP, 0R, 4H, 3K)
- In four relief outings with Palm Beach, went 1-0 with a 0.00 ERA (10.2 innings)
- Struck out a season-high six batters on 4/19 at Brevard
- Led all Cardinals Minor Leaguers in 2012 with 2.01 ERA



Greg MICLAT • INF

Height - 5'8 **Bats** - S **Born** - 7/23/87 at Chesapeake, VA

Weight - 180 **Throws** - R **Resides** - Chesapeake, VA

SCHOOL - University of Virginia

HOW OBTAINED - Selected by the Cardinals in the AAA phase of the 2013 Rule 5 Draft out of the Texas Rangers system

YR	CLUB	LG	AVG	G	AB	R	H	2B	3B	HR	RBI	SH	SF	HP	BB	SO	SB	CS	E	
08	GCL Orioles	GCL	.500	1	4	1	2	1	0	0	1	0	0	0	0	2	0	0	0	
	Aberdeen	NYP	.291	16	55	9	16	2	0	0	6	4	0	1	8	13	3	2	1	
09	Delmarva	SAL	.228	111	400	49	91	14	2	0	22	9	3	0	42	79	25	6	25	
	Frederick	CAR	.208	6	24	4	5	1	0	0	1	0	0	0	3	4	1	0	3	
10	Frederick	CAR	.311	48	164	30	51	12	0	1	19	3	1	6	20	27	8	2	13	
	Bowie	EAS	.246	62	228	35	56	9	2	1	16	3	0	0	24	52	4	6	8	
11	Bowie	EAS	.280	120	421	78	118	16	3	2	24	10	2	8	54	94	50	3	18	
12	Round Rock	PCL	.275	37	109	17	30	10	0	1	13	6	1	1	12	28	6	2	3	
13	Frisco	TEX	.200	5	25	5	5	0	0	0	0	0	0	0	1	9	0	0	0	
	AZL Rangers	AZL	.462	4	13	3	6	1	0	0	2	0	0	0	2	0	2	0	2	
	Round Rock	PCL	.238	79	265	25	63	11	0	0	26	8	0	1	35	47	10	5	9	
Minor League Totals				.259	489	1708	256	443	77	7	5	130	43	7	17	201	355	109	26	82

Notes:

- MilB.com Organization All-Star for Baltimore in 2011
- Ranked 2nd in the Eastern League with 50 stolen bases in 2011
- 2010 Carolina League Midseason All-Star
- Originally drafted by Baltimore in the 5th round (146th overall) of the 2008 First-Year Player Draft



Danny MIRANDA • LHP

Height - 6'0 **Bats** - L **Born** - 8/25/90 at Miami, FL

Weight - 225 **Throws** - L **Resides** - Miami, FL

SCHOOL - University of Miami-FL

HOW OBTAINED - Cardinals' 8th round selection (260th overall) in the June, 2011 First-Year Player Draft.

YR	CLUB	LG	W-L	ERA	G	GS	CG	SHO	SV	IP	H	R	ER	HR	HB	BB	SO	WP	BK	
11	Batavia	NYP	2-2	2.64	27	0	0	0	15	30.2	21	10	9	0	3	7	27	3	0	
12	Quad Cities	MID	4-5	3.25	38	0	0	0	2	52.2	46	21	19	4	2	16	48	6	0	
	Palm Beach	FSL	0-1	4.26	7	0	0	0	0	12.2	16	6	6	0	0	3	13	1	0	
13	Palm Beach	FSL	3-1	1.58	24	0	0	0	3	40.0	33	10	7	2	3	6	29	0	0	
	Springfield	TEX	0-1	6.23	16	0	0	0	0	21.2	28	16	15	2	3	6	16	0	0	
Minor League Totals				9-10	3.20	112	0	0	0	20	157.2	144	63	56	8	11	38	133	10	0

Notes:

- Made AA debut on 7/23 vs. Tulsa (1.0IP, 0R, 1H, 1K)
- First four relief outings for Springfield were all scoreless
- Went 1-0 with a 0.45 ERA and two saves through 12 outings on the road for Palm Beach in 2013
- Led the New York-Penn League with 15 saves in 2011

Iden NAZARIO • LHP

Height - 6'0 **Bats** - L **Born** - 3/28/89 at Miami, FL
Weight - 190 **Throws** - L **Resides** - Miami, FL

SCHOOL - University of Miami-FL

HOW OBTAINED - Cardinals' 30th round selection (919th overall) in the June, 2010

First-Year Player Draft.



YR	CLUB	LG	W-L	ERA	G	GS	CG	SHO	SV	IP	H	R	ER	HR	HB	BB	SO	WP	BK
10	Johnson City	APP	1-0	4.09	11	0	0	0	0	11.0	7	6	5	1	3	8	15	3	0
11	Batavia	NYP	0-1	2.70	2	0	0	0	0	3.1	1	1	1	0	0	3	2	0	0
	Quad Cities	MID	1-0	3.90	19	0	0	0	1	30.0	19	15	13	1	1	18	37	9	0
12	Springfield	TEX	0-0	20.25	1	0	0	0	0	1.1	3	4	3	0	0	2	2	1	1
	Palm Beach	FSL	5-3	2.73	41	0	0	0	0	62.2	41	23	19	3	1	43	59	8	1
13	GCL Cardinals	GCL	0-0	0.00	1	0	0	0	0	2.0	0	0	0	0	1	0	2	0	0
	Palm Beach	FSL	1-4	4.42	38	0	0	0	3	55.0	49	30	27	6	3	24	64	5	0
Minor League Totals			8-8	3.70	113	0	0	0	4	165.1	120	79	68	11	9	98	181	26	2

Notes:

- Logged 10 consecutive outings without an earned run from 6/21/13 - 8/7/13 with Palm Beach
- Limited lefties to a .231 batting average (12x52) with Palm Beach
- Registered a 2.35 ERA through 17 outings (23.0 IP) in the second half of 2013
- Competed in the USA Junior National Olympic Championships in 2005

Rafael ORTEGA • OF

Height - 5'11 **Bats** - L **Born** - 5/15/91 at El Tigre, VZ
Weight - 160 **Throws** - R **Resides** - El Tigre, VZ

HOW OBTAINED - Claimed off waivers by the Cardinals from the Texas Rangers on Jan. 6, 2014



YR	CLUB	LG	AVG	G	AB	R	H	2B	3B	HR	RBI	SH	SF	HP	BB	SO	SB	CS	E
08	DSL Rockies	DSL	.277	52	188	38	52	4	2	1	11	6	2	2	20	20	17	3	4
09	DSL Rockies	DSL	.324	70	256	45	83	7	8	0	39	6	6	2	32	23	39	12	1
10	Casper	PIO	.358	71	288	69	103	17	3	7	45	2	2	2	28	42	23	9	4
11	Asheville	SAL	.294	113	479	77	141	26	8	9	66	5	4	3	28	90	32	19	5
12	Modesto	CAL	.283	114	495	81	140	23	8	8	60	4	7	4	46	93	36	18	2
	Colorado	NL	.500	2	4	0	2	0	0	0	0	0	0	1	1	2	1	0	0
13	Tulsa	TEX	.228	42	158	22	36	4	2	1	10	0	0	1	19	26	9	4	3
Minor League Totals			.298	462	1864	332	555	81	31	26	231	23	21	14	173	294	156	65	19
Major League Totals			.500	2	4	0	2	0	0	0	0	0	0	1	1	2	1	0	0

Notes:

- Member of Cardinals 40-Man Roster
- Claimed off waivers by the Texas Rangers from the Colorado Rockies on Nov. 27, 2013
- Missed majority of 2013 season with a hairline fracture on his shin after 42 games with Tulsa
- Made Major League Debut with Colorado on Sept. 30, 2012 at Los Angeles-NL



Zach PETRICK • RHP

Height - 6'3 Bats - R Born - 7/29/89 at Morris, IL

Weight - 195 Throws - R Resides - Morris, IL

SCHOOL - University of Northwestern Ohio

HOW OBTAINED - Signed by the Cardinals as a non-drafted free agent on June 19, 2012

YR	CLUB	LG	W-L	ERA	G	GS	CG	SHO	SV	IP	H	R	ER	HR	HB	BB	SO	WP	BK
12	Johnson City	APP	5-0	2.17	13	7	0	0	0	45.2	33	12	11	2	5	9	50	3	0
13	Peoria	MID	1-0	0.83	16	0	0	0	7	32.2	24	5	3	1	2	8	46	2	0
	Palm Beach	FSL	3-0	0.27	9	4	0	0	1	33.1	21	4	1	0	0	4	32	1	0
	Springfield	TEX	3-3	3.99	9	9	0	0	0	47.1	44	22	21	3	2	15	44	3	0
Minor League Totals			12-3	2.04	47	20	0	0	8	159.0	122	43	36	6	9	36	172	9	0

Notes:

- 2014 Major League Spring Training Non-Roster Invitee
- Ranked by Baseball America as the #15 prospect for the Cardinals
- Named the Cardinals 2013 Minor League Pitcher of the Year
- Made AA debut on 7/16 vs. Arkansas (6.0IP, 4H, 1R, 1BB, 8K)



David POPKINS • OF

Height - 6'3 Bats - L Born - 11/16/89 at San Diego, CA

Weight - 215 Throws - R Resides - San Diego, CA

SCHOOL - University of California-Davis

HOW OBTAINED - Signed by the Cardinals as a non-drafted free agent on June 18, 2012

YR	CLUB	LG	AVG	G	AB	R	H	2B	3B	HR	RBI	SH	SF	HP	BB	SO	SB	CS	E
12	GCL Cardinals	GCL	.353	21	51	6	18	5	1	0	7	0	0	4	3	11	0	2	1
	Batavia	NYP	.243	23	74	11	18	6	1	1	10	1	2	2	9	17	1	2	0
13	Peoria	MID	.000	4	8	1	0	0	0	0	0	0	0	1	0	3	0	0	0
	Palm Beach	FSL	.317	93	350	49	111	21	6	6	45	9	2	8	27	78	9	7	4
Minor League Totals			.304	141	483	67	147	32	8	7	62	10	4	15	39	109	10	11	5

Notes:

- Made High-A debut on 4/27/13 vs. Jupiter
- Hit .356 (42x118) with five home runs and 25 RBIs against lefties while with Palm Beach
- Hit .413 (38x92) through 24 games in June with Palm Beach
- First Team All-Big West Conference selection in 2010 and 2011

James RAMSEY • OF

Height - 6'0 **Bats** - L **Born** - 12/19/89 at Alpharetta, GA
Weight - 190 **Throws** - R **Resides** - Alpharetta, GA

SCHOOL - Florida State University

HOW OBTAINED - Cardinals' 1st round selection (23rd overall) in the June, 2012 First-Year Player Draft



YR	CLUB	LG	AVG	G	AB	R	H	2B	3B	HR	RBI	SH	SF	HP	BB	SO	SB	CS	E
12	Palm Beach	FSL	.229	56	210	36	48	9	3	1	14	1	2	1	33	59	10	2	0
13	Palm Beach	FSL	.361	18	61	17	22	5	2	1	7	0	1	3	12	12	1	0	0
	Springfield	TEX	.251	93	347	61	87	11	2	15	44	6	4	6	53	108	8	4	4
	Memphis	PCL	.000	1	3	0	0	0	0	0	0	0	0	0	0	1	0	0	0
Minor League Totals			.253	168	621	114	157	25	7	17	65	7	7	10	98	180	19	6	4

Notes:

- 2014 Major League Spring Training Non-Roster Invitee
- Ranked by Baseball America as the #8 prospect for the Cardinals
- Hit .246 with two home runs, seven doubles and 11 RBIs through 22 games in the 2013 Arizona Fall League
- Both he (2012) and his father (1980) were the team captain on Florida State College World Series teams

Casey RASMUS • C

Height - 5'10 **Bats** - S **Born** - 3/29/90 at Phenix City, AL
Weight - 175 **Throws** - R **Resides** - Phenix City, AL

SCHOOL - Liberty University

HOW OBTAINED - Cardinals' 36th round selection (1,100th overall) in June, 2011 First-Year Player Draft



YR	CLUB	LG	AVG	G	AB	R	H	2B	3B	HR	RBI	SH	SF	HP	BB	SO	SB	CS	E
11	Batavia	NYP	.230	32	100	11	23	1	1	0	9	2	2	1	8	20	5	3	1
12	Palm Beach	FSL	.333	1	3	0	1	1	0	0	0	0	0	0	0	0	0	0	0
	Quad Cities	MID	.220	49	150	21	33	5	1	2	9	2	1	0	7	35	5	0	5
	Batavia	NYP	.000	1	3	0	0	0	0	0	0	0	0	0	0	0	0	0	0
13	Peoria	MID	.296	25	71	13	21	2	1	0	6	3	0	1	6	10	4	2	1
	Palm Beach	FSL	.310	12	42	1	13	1	1	0	10	1	0	0	1	12	3	1	0
	Springfield	TEX	.292	15	48	7	14	1	0	0	4	2	0	0	2	7	7	0	2
Minor League Totals			.252	135	417	53	105	11	4	2	38	10	3	2	24	84	24	6	9

Notes:

- 2014 Major League Spring Training Non-Roster Invitee
- Hit .308 (12x39) with one double against righties while with Springfield
- Made AA debut on 7/12 @ NW Arkansas
- Brother of Blue Jays Major League outfielder, and former Cardinals first round selection, Colby Rasmus



Jonathan RODRIGUEZ • INF

Height - 6'2 **Bats** - R **Born** - 8/21/89 at San Juan, PR

Weight - 205 **Throws** - R **Resides** - San Juan, PR

SCHOOL - Manatee (FL) Community College

HOW OBTAINED - Cardinals' 17th round selection (519th overall) in June, 2009

First-Year Player Draft

YR	CLUB	LG	AVG	G	AB	R	H	2B	3B	HR	RBI	SH	SF	HP	BB	SO	SB	CS	E
09	GCL Cardinals	GCL	.351	30	97	12	34	8	1	0	15	0	0	2	18	14	3	0	0
	Johnson City	Apy	.250	24	68	9	17	5	0	2	7	0	0	1	11	18	1	1	3
10	Batavia	NYP	.258	69	244	46	63	13	5	12	40	1	4	3	28	56	3	2	10
11	Quad Cities	MID	.251	118	394	67	99	27	0	20	70	0	3	14	77	109	4	5	21
12	Palm Beach	FSL	.252	64	222	24	56	16	0	6	28	0	1	3	22	68	2	2	7
13	Palm Beach	FSL	.284	126	455	71	129	34	1	18	72	0	2	6	60	101	21	4	6
Minor League Totals			.269	431	1480	229	398	103	7	58	232	1	10	29	216	366	34	14	47

Notes:

•Named FSL Player of the Week on 8/5/13

•Named an FSL Midseason All-Star

•Ranked in top 5 of FSL in 2013 in home runs (5th), doubles (t-2nd), slugging pct. (2nd), runs (t-3rd), total bases (t-2nd), walks (4th), hits (t-3rd) and extra-base hits (t-3rd)

•Hit 14 of his 18 home runs in 2013 after the All-Star Break in June



Starlin RODRIGUEZ • OF

Height - 5'10 **Bats** - S **Born** - 12/31/89 at Santo Domingo, DR

Weight - 170 **Throws** - R **Resides** - Santo Cristobal, DR

HOW OBTAINED - Signed by the Cardinals as a non-drafted free agent on 10/29/09

YR	CLUB	LG	AVG	G	AB	R	H	2B	3B	HR	RBI	SH	SF	HP	BB	SO	SB	CS	E
09	DSL Rays	DSL	.227	8	22	7	5	0	0	0	2	0	0	3	5	7	3	1	1
10	GCL Cardinals	GCL	.285	47	151	28	43	6	4	0	13	0	0	8	9	32	14	5	0
	Johnson City	APP	.400	2	5	0	2	0	0	0	1	0	0	0	1	0	0	0	0
11	Quad Cities	MID	.263	41	137	18	36	7	3	1	16	3	2	5	11	37	5	2	4
	Palm Beach	FSL	.315	45	165	28	52	9	1	4	20	4	4	6	6	34	3	5	6
12	Palm Beach	FSL	.300	114	430	66	129	25	6	8	48	7	1	14	37	90	16	10	16
13	Palm Beach	FSL	.293	35	133	19	39	9	0	1	14	0	2	2	13	21	3	1	1
	Springfield	TEX	.254	77	248	25	63	12	2	6	36	3	3	7	14	62	8	2	11
Minor League Totals			.286	369	1291	191	369	68	16	20	150	17	12	45	96	283	52	26	39

Notes:

•After starting 2013 as a second baseman in Springfield, went back to Palm Beach midseason to switch to the outfield

•Rejoined Springfield on 8/1 @ ARK

•Tied a career high with 5 RBIs on 5/31 @ Midland and 8/2 @ Arkansas

•Hit .321 (17x53) with two home runs when leading off an inning with Springfield

Ronnie SHABAN • RHP

Height - 6'1 **Bats** - L **Born** - 3/8/90 at Richmond, VA
Weight - 203 **Throws** - R **Resides** - Moseley, VA

SCHOOL - Virginia Polytechnic University

HOW OBTAINED - Cardinals' 33rd round selection (1,020th overall) in the June, 2012 First-Year Player Draft



YR	CLUB	LG	W-L	ERA	G	GS	CG	SHO	SV	IP	H	R	ER	HR	HB	BB	SO	WP	BK
12	Johnson City	APP	0-1	3.05	20	0	0	0	16	20.2	19	8	7	2	2	7	31	4	0
13	Palm Beach	FSL	2-5	1.73	45	0	0	0	18	52.0	39	14	10	2	1	20	41	5	0
Minor League Totals			2-6	2.11	65	0	0	0	34	72.2	58	22	17	4	3	27	72	9	0

Notes:

- Made High-A debut on 4/7 at Port Charlotte
- Allowed more than one earned run in only one of his 45 appearances with Palm Beach
- Posted an ERA below 1.00 in April, May, July and August of 2013
- Named a 2012 Appalachian League Postseason All-Star

Ryan SHERRIFF • LHP

Height - 6'1 **Bats** - L **Born** - 5/25/90 at Culver City, CA
Weight - 185 **Throws** - L **Resides** - Culver City, CA

SCHOOL - West Los Angeles College

HOW OBTAINED - Cardinals' 28th round selection (860th overall) in the June, 2011 First-Year Player Draft



YR	CLUB	LG	W-L	ERA	G	GS	CG	SHO	SV	IP	H	R	ER	HR	HB	BB	SO	WP	BK
11	Johnson City	Appy	2-2	4.54	9	5	0	0	0	33.2	38	18	17	4	0	8	24	3	0
	Batavia	NYP	1-1	2.70	3	3	0	0	0	16.2	14	5	5	0	1	2	7	2	0
12	Palm Beach	FSL	10-3	3.25	16	16	1	1	0	97.0	79	40	35	7	1	20	57	2	1
13	Springfield	TEX	2-1	3.33	5	5	0	0	0	27.0	34	10	10	0	1	9	18	2	0
	Palm Beach	FSL	4-4	2.31	13	13	1	1	0	78.0	67	25	20	3	1	13	41	2	1
Minor League Totals			19-11	3.10	46	42	2	2	0	252.1	232	98	87	14	4	52	147	11	2

Notes:

- Carried a no-hitter into the 9th inning in a complete-game shutout on 8/4 @ Dunedin
- Made AA debut on 5/26 vs. Midland
- Made five starts with Springfield from 5/26 - 6/19 before spending the rest of the season in Palm Beach
- Named Cardinals Minor League Pitcher of the Month for June, 2012



Curt SMITH • INF

Height - 5'10 **Bats** - R **Born** - 9/9/86 at Willemstad, Curacao
Weight - 210 **Throws** - R **Resides** - Willemstad, Curacao

SCHOOL - University of Maine-Orono

HOW OBTAINED - Signed by the Cardinals as a free agent on Jan. 17, 2014

YR	CLUB	LG	AVG	G	AB	R	H	2B	3B	HR	RBI	SH	SF	HP	BB	SO	SB	CS	E
08	Johnson City	APP	.378	47	193	34	73	14	1	8	49	0	1	3	11	36	3	4	5
	Quad Cities	MID	.244	11	45	6	11	4	0	0	10	0	1	1	0	11	0	0	2
09	Springfield	TEX	.308	24	65	13	20	2	1	2	9	0	0	2	3	9	0	0	2
	Palm Beach	FSL	.286	94	371	44	106	15	3	10	56	1	6	6	15	67	1	3	8
10	Springfield	TEX	.279	84	319	39	89	19	2	9	46	0	4	2	15	62	2	1	10
12	Jacksonville	SOU	.261	96	268	41	70	17	2	9	48	1	6	4	20	59	3	3	5
13	New Britain	EAS	.231	45	147	17	34	8	0	4	19	2	3	4	12	45	0	0	2
Minor League Totals			.286	401	1408	194	403	79	9	42	237	4	21	22	76	289	9	11	34

Notes:

- Has enjoyed considerable international success through his career with the Dutch National Team
- Originally selected by the Cardinals in the 39th round (1,175th overall) of the June, 2008 First-Year Player Draft
- 2010 Texas League Midseason All-Star with Springfield
- Has also spent time with the Lincoln Saltdogs of the American Association of Independent League Baseball



Cody STANLEY • C

Height - 5'10 **Bats** - L **Born** - 12/21/88 at Clinton, NC
Weight - 190 **Throws** - R **Resides** - Clinton, NC

SCHOOL - UNC-Wilmington

HOW OBTAINED - Cardinals' 4th round selection (139th overall) in the June, 2010 First-Year Player Draft

YR	CLUB	LG	AVG	G	AB	R	H	2B	3B	HR	RBI	SH	SF	HP	BB	SO	SB	CS	E
10	Johnson City	Appy	.321	53	209	34	67	12	5	5	39	0	3	1	21	30	8	1	2
	Quad Cities	Mid	.250	2	4	1	1	0	0	1	2	0	1	0	0	2	0	0	0
11	Quad Cities	Mid	.264	101	379	54	100	24	2	11	66	0	3	4	27	92	4	2	10
12	GCL Cardinals	GCL	.300	10	1	3	2	0	0	0	0	0	0	0	4	0	0	0	0
	Palm Beach	FSL	.280	45	157	11	44	8	1	3	35	0	6	1	6	32	1	0	5
13	Palm Beach	FSL	.226	23	84	7	19	1	2	1	11	0	2	2	2	17	0	1	1
	Springfield	TEX	.250	75	272	31	68	10	0	5	34	2	2	2	16	54	4	0	0
Minor League Totals			.271	302	1115	139	302	57	10	26	187	2	17	10	72	231	17	4	18

Notes:

- 2014 Major League Spring Training Non-Roster Invitee
- Made AA debut on 5/12/13 vs. NW Arkansas
- Delivered a go-ahead, pinch-hit three-run home run in the top of the 9th on 6/27/13 in Corpus Christi
- Caught 42 percent (19 of 45) of would-be base stealers with Springfield

Robert STOCK • RHP

Height - 6'0 **Bats** - L **Born** - 11/21/89 at Bellevue, WA
Weight - 175 **Throws** - R **Resides** - Westlake Village, CA

SCHOOL - University of Southern California

HOW OBTAINED - Cardinals' 2nd round selection (67th overall) in the June, 2009

First-Year Player Draft



YR	CLUB	LG	W-L	ERA	G	GS	CG	SHO	SV	IP	H	R	ER	HR	HB	BB	SO	WP	BK
12	Quad Cities	MID	5-2	4.56	38	2	0	0	0	71.0	61	46	36	9	11	48	66	14	1
13	Peoria	MID	0-1	2.30	14	0	0	0	4	15.2	11	4	4	0	3	10	15	4	0
	Palm Beach	FSL	2-0	4.37	18	0	0	0	0	22.2	20	14	11	2	4	16	27	0	0
Minor League Totals			7-3	4.20	70	2	0	0	4	109.1	92	64	51	11	18	74	108	18	1

YR	CLUB	LG	AVG	G	AB	R	H	2B	3B	HR	RBI	SH	SF	HP	BB	SO	SB	CS	E
09	Johnson City	APP	.322	41	149	25	48	9	2	7	24	0	1	5	11	28	0	1	4
	Quad Cities	MID	.095	5	21	1	2	0	0	0	0	0	0	1	2	5	0	0	1
10	Quad Cities	MID	.213	85	310	32	66	17	0	1	31	1	1	0	39	56	2	2	18
11	Quad Cities	MID	.176	16	51	4	9	2	0	1	6	1	2	0	5	6	1	0	2
	Palm Beach	FSL	.262	42	149	16	39	8	1	1	9	3	1	0	18	17	0	1	0
13	Peoria	MID	.000	1	0	0	0	0	0	0	0	0	0	0	0	0	0	0	1
Minor League Totals			.241	190	680	78	164	36	3	10	70	5	5	6	75	112	3	4	26

Notes:

- Converted from catcher to pitcher following Spring Training in 2012, where he was a non-roster invitee
- Made High-A debut as a pitcher on 7/7/13 at Jupiter
- Strung together six straight scoreless outings from 8/4/13 - 8/16/13 with Palm Beach
- Bypassed his senior season of high school to attend USC

Jordan SWAGERTY • RHP

Height - 6'1 **Bats** - R **Born** - 7/14/89 at Sachse, TX
Weight - 175 **Throws** - R **Resides** - Sachse, TX

HOW OBTAINED - Cardinals' 2nd round selection (75th overall) in the June, 2010

First-Year Player Draft



YR	CLUB	LG	W-L	ERA	G	GS	CG	SHO	SV	IP	H	R	ER	HR	HB	BB	SO	WP	BK
11	Quad Cities	Mid	3-1	1.50	5	5	0	0	0	30.0	18	5	5	2	0	2	30	4	0
	Palm Beach	FSL	2-2	1.82	22	7	0	0	5	54.1	42	13	11	1	2	16	52	5	1
	Springfield	TEX	0-0	2.89	9	0	0	0	3	9.1	8	5	3	1	0	5	7	0	0
12	Did Not Pitch - Injury																		
13	GCL Cardinals	GCL	0-0	0.00	3	2	0	0	0	4.0	2	0	0	0	0	0	5	0	0
	Palm Beach	FSL	0-1	13.50	6	0	0	0	0	6.2	11	10	10	0	1	8	4	2	0
Minor League Totals			5-4	2.50	45	14	0	0	8	104.1	81	33	29	4	3	31	98	11	1

Notes:

- Made his 2013 debut on 6/22 with GCL Cardinals in working back from surgery
- Missed the 2012 season due to Tommy John Surgery in April
- Made AA debut 8/14/11 vs. Corpus Christi (1.0 IP, 2 H, BB, SO)
- 2010 - Pitched in Arizona Fall League (0-1, 3.60 ERA in 5 IP)

Chris SWAUGER • OF

Height - 6'0 **Bats** - L **Born** - 8/11/86 at Tampa, FL
Weight - 200 **Throws** - L **Resides** - Odessa, FL

SCHOOL - The Citadel

HOW OBTAINED - Cardinals' 26th round selection (785th overall) in the June, 2008 First-Year Player Draft



YR	CLUB	LG	AVG	G	AB	R	H	2B	3B	HR	RBI	SH	SF	HP	BB	SO	SB	CS	E
08	Batavia	NYP	.291	50	179	28	52	9	1	7	34	1	2	5	12	42	0	0	3
09	Quad Cities	MID	.296	31	115	28	34	10	2	4	22	0	0	2	9	23	2	1	1
	Palm Beach	FSL	.273	87	289	35	79	19	4	7	41	1	2	6	14	45	4	2	3
10	Palm Beach	FSL	.294	39	160	22	47	13	1	4	26	1	3	3	13	24	5	5	2
	Springfield	TEX	.266	47	154	18	41	4	2	5	22	0	0	1	10	44	0	0	2
11	Springfield	TEX	.296	114	362	52	107	13	2	12	56	1	2	3	24	67	3	4	4
12	Memphis	PCL	.222	18	36	4	8	1	0	0	1	0	0	0	3	5	0	0	2
	Springfield	TEX	.296	85	321	42	95	11	3	13	60	0	5	5	21	69	2	4	3
13	Springfield	TEX	.266	77	286	34	76	10	2	8	39	0	3	3	17	70	6	4	1
	Memphis	PCL	.212	48	104	10	22	6	0	2	12	1	1	0	7	24	1	1	0
Minor League Totals			.280	596	2006	273	561	96	17	62	313	5	18	28	130	413	23	21	21

Notes:

- Springfield's all-time leader in hits (319), at-bats (1,123) and games (323)
- Also ranks in top 5 all-time for Springfield in RBIs (3rd, 177), runs (4th, 146), home runs (4th, 38), triples (t-2nd, 9) and total bases (2nd, 489)
- Named a 2013 Texas League Midseason All-Star
- Hit three home runs in Game 1 of 2012 Texas League Playoffs at Tulsa, including his game-winning, two-run home run in the 10th inning

Travis TARTAMELLA • C

Height - 6'0 **Bats** - R **Born** - 12/17/87 at Fontana, CA
Weight - 205 **Throws** - R **Resides** - Alta Loma, CA

SCHOOL - California State University - Los Angeles

HOW OBTAINED - Cardinals' 19th round selection (579th overall) in the June, 2009 First-Year Player Draft



YR	CLUB	LG	AVG	G	AB	R	H	2B	3B	HR	RBI	SH	SF	HP	BB	SO	SB	CS	E
09	Johnson City	Apy	.183	26	82	10	15	2	0	1	8	0	0	1	7	18	0	1	2
10	Palm Beach	FSL	.333	1	3	0	1	0	0	0	0	0	0	0	0	1	0	0	0
	Johnson City	Apy	.259	30	108	13	28	6	1	3	19	0	0	0	9	25	0	0	2
11	Palm Beach	FSL	.203	20	64	6	13	3	0	1	8	1	1	0	7	22	0	0	1
	Springfield	TEX	.152	15	46	4	7	1	1	0	5	2	0	0	3	13	0	0	0
12	Palm Beach	FSL	.150	8	20	0	3	1	0	0	2	0	0	0	2	4	0	0	1
	Springfield	TEX	.159	37	132	8	21	6	0	1	7	1	0	2	4	37	0	0	1
13	Springfield	TEX	.087	8	23	2	2	1	0	0	1	0	1	0	1	6	0	0	2
	Memphis	PCL	.244	53	176	11	43	4	0	3	18	1	1	1	14	54	0	1	1
Minor League Totals			.203	198	654	54	133	24	2	9	68	5	3	4	47	180	0	2	10

Notes:

- 2014 Major League Spring Training Non-Roster Invitee
- Nabbed 42.4% (14 of 33) of would-be base stealers while with Memphis
- On 7/25/12, was hit in face with 94 MPH fastball, caught four days later and was featured in ESPN The Magazine
- Has caught 34.9% (60 of 172) would-be base stealers throughout his career



Breyvic VALERA • INF

Height - 5'11 **Bats** - s **Born** - 8/1/92 at Montalban, VZ

Weight - 160 **Throws** - R **Resides** - Montalban, VZ

HOW OBTAINED - Signed by the Cardinals as a non-drafted free agent on 5/16/10

YR	CLUB	LG	AVG	G	AB	R	H	2B	3B	HR	RBI	SH	SF	HP	BB	SO	SB	CS	E
10	VSL Cardinals	VSL	.325	60	212	40	69	16	6	1	22	4	3	5	24	15	10	3	13
11	GCL Cardinals	GCL	.255	28	110	23	28	5	2	1	13	0	2	3	10	17	7	1	3
	Johnson City	APP	.397	19	73	16	29	4	1	0	8	0	1	0	5	9	7	5	4
12	Springfield	TEX	.200	3	5	2	1	0	0	0	1	0	0	0	0	0	0	0	0
12	Batavia	NYP	.316	69	282	39	89	18	4	1	33	1	2	2	18	27	10	6	11
13	Peoria	MID	.309	128	515	71	159	18	6	0	48	4	2	1	40	30	13	7	17
Minor League Totals			.313	307	1197	191	375	61	19	3	125	9	10	11	97	98	47	22	48

Notes:

- Named a 2013 Midwest League Midseason All-Star
- Ranked 5th in Midwest League in batting average and 3rd in hits
- Led the Midwest League with 18.73 plate appearances per strikeout
- Put together a 10-game hitting streak from May 25 - June 3



Colin WALSH • INF

Height - 6'1 **Bats** - S **Born** - 9/26/89 at La Jolla, CA

Weight - 190 **Throws** - R **Resides** - La Jolla, CA

SCHOOL - Stanford University

HOW OBTAINED - Cardinals' 13th round selection (409th overall) in the June, 2010

First-Year Player Draft

YR	CLUB	LG	AVG	G	AB	R	H	2B	3B	HR	RBI	SH	SF	HP	BB	SO	SB	CS	E
10	Johnson City	APP	.261	6	23	3	6	0	0	0	2	0	0	0	3	3	0	0	1
	Batavia	NYP	.300	24	90	20	27	4	1	2	12	2	2	3	17	14	2	1	4
	Quad Cities	MID	.214	28	98	15	21	2	2	2	6	0	0	2	20	20	5	1	7
11	Quad Cities	MID	.239	69	230	36	55	18	1	4	29	1	1	1	43	43	6	2	12
12	GCL Cardinals	GCL	.125	2	8	1	1	0	0	0	1	0	0	0	0	1	0	0	2
	Quad Cities	MID	.314	97	353	69	111	18	5	16	68	0	5	7	60	65	4	3	13
13	Palm Beach	FSL	.262	94	351	59	92	20	6	4	34	1	0	2	58	68	11	1	7
	Springfield	TEX	.220	32	118	15	26	5	0	2	6	0	0	0	16	24	3	0	10
Minor League Totals			.267	352	1271	218	339	67	15	30	158	4	8	15	217	238	31	8	50

Notes:

- Made AA debut on 7/22/13 vs. Tulsa
- Rattled off an eight-game hitting streak with Springfield from 7/30/13 - 8/8/13
- 2012 Midwest League Midseason and Postseason All-Star, as well as an MLB.com Organization All-Star
- During three-year career at Stanford, hit .319 with 107 runs and 74 RBI

Matt WILLIAMS • INF

Height - 5'10 **Bats** - R **Born** - 8/29/89 at Nashville, TN
Weight - 170 **Throws** - R **Resides** - Franklin, TN

SCHOOL - Liberty University

HOW OBTAINED - Cardinals' 15th round selection (470th overall) in the June, 2011 First-Year Player Draft

YR	CLUB	LG	AVG	G	AB	R	H	2B	3B	HR	RBI	SH	SF	HP	BB	SO	SB	CS	E
11	Johnson City	APP	.293	59	229	47	67	19	1	6	25	3	0	6	27	45	20	2	18
12	Quad Cities	MID	.269	131	525	89	141	32	5	6	49	8	2	4	48	91	23	12	36
13	Palm Beach	FSL	.262	76	237	39	62	10	0	3	12	1	0	2	26	33	11	4	10
	Springfield	TEX	.107	9	28	1	3	0	0	0	1	1	1	0	1	3	1	0	0
Minor League Totals			.268	275	1019	176	273	61	6	15	102	13	3	12	102	172	55	18	64

Notes:

- Made AA debut on 8/20/13 vs. NW Arkansas
- Pitched 0.2 innings against NW Arkansas on 8/20/13 (0R, 1H, 1HBP)
- In 2012, led all Cardinals Minor Leaguers in runs (89) and ranked among org. leaders in hits (4th, 141), stolen bases (3rd, 23) and doubles (4th, 32)
- Hit .304 (7x23) with two home runs and three RBIs through eight games with Palm Beach in August before being promoted to Springfield

**Jacob WILSON • INF**

Height - 5'11 **Bats** - R **Born** - 7/29/90 at Bartlett, TN
Weight - 180 **Throws** - R **Resides** - Arlington, TN

SCHOOL - University of Memphis

HOW OBTAINED - Cardinals' 10th round selection (330th overall) in the June, 2012 First-Year Player Draft

YR	CLUB	LG	AVG	G	AB	R	H	2B	3B	HR	RBI	SH	SF	HP	BB	SO	SB	CS	E
12	Batavia	NYP	.275	46	160	28	44	7	1	6	25	0	2	4	13	33	2	1	4
13	Peoria	MID	.264	97	348	63	92	24	1	15	72	3	8	10	40	54	6	5	6
	Palm Beach	FSL	.179	32	117	12	21	4	0	3	10	1	0	2	17	20	0	1	4
Minor League Totals			.251	175	625	103	157	35	2	24	107	4	10	16	70	107	8	7	14

Notes:

- Ranked by Baseball America as the #29 prospect for the Cardinals entering 2014
- Hit .304 with one home run and 13 RBIs through 13 games in the 2013 Arizona Fall League
- Set single-game career highs with two home runs, five RBIs and four runs with Peoria on 5/1/13 vs. Lake County
- 2012 Conference USA Player of the Year, batting .320 with a league-leading 17 home runs and 64 RBIs



Patrick WISDOM • INF

Height - 6'2 **Bats** - R **Born** - 8/27/91 at Murrieta, CA
Weight - 210 **Throws** - R **Resides** - Murrieta, CA

SCHOOL - St. Mary's (CA) College

HOW OBTAINED - Cardinals' supplemental 1st round selection (52nd overall) in the June, 2012 First-Year Player Draft



YR	CLUB	LG	AVG	G	AB	R	H	2B	3B	HR	RBI	SH	SF	HP	BB	SO	SB	CS	E
12	Batavia	NYP	.282	65	241	40	68	16	5	6	32	0	2	5	31	58	2	1	5
13	Peoria	MID	.231	104	372	54	86	20	4	13	62	3	3	3	42	114	4	1	18
	Palm Beach	FSL	.250	25	92	8	23	4	0	2	11	1	0	0	9	23	1	0	3
Minor League Totals			.251	194	705	102	177	40	9	21	105	4	5	8	82	195	7	2	26

Notes:

- 2014 Major League Spring Training Non-Roster Invitee
- Ranked by Baseball America as the #13 prospect for the Cardinals entering 2014
- Rated by Baseball America as "Best Defensive Infielder" and "Best Infield Arm" in Cardinals system
- Named first team All-West Coast Conference in 2011 and freshman All-West Coast Conference in 2010

Justin WRIGHT • LHP

Height - 5'9 **Bats** - L **Born** - 8/19/89 at Chesterfield, VA
Weight - 175 **Throws** - L **Resides** - Chesterfield, VA

SCHOOL - Virginia Polytechnic Institute (VA Tech)

HOW OBTAINED - Cardinals' 47th round selection (1,429th overall) in the June, 2010 First-Year Player Draft



YR	CLUB	LG	W-L	ERA	G	GS	CG	SHO	SV	IP	H	R	ER	HR	HB	BB	SO	WP	BK
10	Batavia	NYP	0-0	0.00	5	0	0	0	1	7.2	3	0	0	0	1	2	10	0	0
11	Quad Cities	Mid	5-1	1.26	17	0	0	0	4	35.2	20	8	5	1	2	9	54	2	0
	GCL Cardinals	GCL	0-0	0.00	1	0	0	0	0	1.0	0	0	0	0	0	0	0	0	0
	Palm Beach	FSL	0-0	0.57	14	0	0	0	1	15.2	7	1	1	1	1	9	16	1	0
12	Springfield	TEX	0-3	4.45	50	0	0	0	0	60.2	58	30	30	6	5	27	64	4	0
13	Springfield	TEX	1-1	5.34	50	0	0	0	0	59.0	71	39	35	6	3	25	64	0	0
Minor League Totals			6-5	3.56	137	0	0	0	6	179.2	159	78	71	14	12	72	208	7	0

Notes:

- Ranks 3rd on Springfield's all-time list with 100 appearances (Kevin Thomas-124, Chris Doyno-102)
- Had a stretch of five straight scoreless outings from 7/17/13 - 7/28/13
- Allowed more than two runs in only three of his 50 outings in 2013
- Posted a 1.54 ERA and 15 strikeouts through 10 outings (11.2 innings) last July

FRONT OFFICE

2014 CARDINALS

2013 REVIEW

HISTORY

MINOR LEAGUES

TEXAS LEAGUE

MISC.



Heath WYATT • RHP

Height - 6'2 **Bats** - R **Born** - 8/27/88 at Searcy, AR

Weight - 190 **Throws** - R **Resides** - Searcy, AR

SCHOOL - Southeastern Oklahoma State University

HOW OBTAINED - Cardinals' 33rd round selection (1,010th overall) in the June, 2011 First-Year Player Draft

YR	CLUB	LG	W-L	ERA	G	GS	CG	SHO	SV	IP	H	R	ER	HR	HB	BB	SO	WP	BK
11	Johnson City	APP	3-1	3.24	23	0	0	0	8	25.0	22	11	9	1	2	7	30	2	0
12	Quad Cities	MID	4-7	2.24	55	0	0	0	20	64.1	53	26	16	2	7	20	57	4	2
13	Palm Beach	FSL	2-2	2.16	16	0	0	0	3	25.0	24	7	6	1	2	7	18	0	0
	Springfield	TEX	3-1	3.26	36	0	0	0	0	47.0	46	18	17	5	3	10	38	4	0
Minor League Totals			12-11	2.68	130	0	0	0	31	161.1	145	62	48	9	14	44	143	10	2

Notes:

- Named a 2013 Texas League Midseason All-Star
- Made AA debut on 5/27/13 vs. MID
- Did not allow more than two runs in any outing in Springfield or Palm Beach in 2013
- Named a 2012 Midwest League Midseason All-Star



2013 STATISTICS/RESULTS



FRONT OFFICE

2014 CARDINALS

2013 REVIEW

HISTORY

MINOR LEAGUES

TEXAS LEAGUE

MISC.

2013 TEXAS LEAGUE STANDINGS

FIRST HALF	WON	LOST	PCT.	GB	MANAGER
<i>NORTH DIVISION</i>					
Tulsa Drillers.....	34	34	.500	--	Kevin Riggs
Springfield Cardinals.....	33	35	.485	1.0	Mike Shildt
Arkansas Travelers.....	33	36	.478	1.5	Tim Bogar
Northwest Arkansas Naturals.....	25	45	.357	10.0	Brian Poldberg
<i>SOUTH DIVISION</i>					
Corpus Christi Hooks.....	42	28	.600	--	Keith Bodie
Frisco RoughRiders.....	39	31	.557	3.0	Steve Buechele
San Antonio Missions.....	38	31	.551	3.5	Rich Dauer
Midland RockHounds.....	33	37	.471	9.0	Aaron Nieckula
SECOND HALF	WON	LOST	PCT.	GB	MANAGER
<i>NORTH DIVISION</i>					
Arkansas Travelers.....	40	30	.571	--	Tim Bogar
Northwest Arkansas Naturals.....	34	36	.486	6.0	Brian Poldberg
Tulsa Drillers.....	34	36	.486	6.0	Kevin Riggs
Springfield Cardinals.....	31	39	.443	9.0	Mike Shildt
<i>SOUTH DIVISION</i>					
Corpus Christi Hooks.....	41	29	.586	--	Keith Bodie
San Antonio Missions.....	40	30	.571	1.0	Rich Dauer
Frisco RoughRiders.....	31	39	.443	10.0	Steve Buechele
Midland RockHounds.....	29	41	.414	12.0	Aaron Nieckula

2013 OVERALL STANDINGS

NORTH DIVISION	WON	LOST	PCT	GB	MANAGER
Arkansas Travelers	73	66	.525	--	Tim Bogar
Tulsa Drillers	68	70	.493	4.5	Kevin Riggs
Springfield Cardinals	64	74	.464	8.5	Mike Shildt
Northwest Arkansas Naturals	59	81	.421	14.5	Brian Poldberg
SOUTH DIVISION					
Corpus Christi Hooks	83	57	.593	--	Keith Bodie
San Antonio Missions	78	61	.561	4.5	Rich Dauer
Frisco RoughRiders	70	70	.500	13.0	Steve Buechele
Midland RockHounds	62	78	.443	21.0	Aaron Nieckula

ARKANSAS DEFEATS TULSA, 3-0, IN NORTH DIVISION FINALS
 SAN ANTONIO DEFEATS CORPUS CHRISTI, 3-2, IN SOUTH DIVISION FINALS

2013 CARDINALS GAME-BY-GAME

	DATE	OPP	W/L	SCORE	WINNER-LOSER-SAVE	RECORD	TIME	ATT	
FRONT OFFICE	4/4	@CC	L	3-2	Seaton- Castillo -Stoffel	0-1	2:14	6,264	
	4/5	@CC	W	2-0	McGregor -Tropeano- Butler	1-1	2:35	5,394	
	4/6	@CC	L	5-2	Wojciechowski- Ferrara -Sogard	1-2	2:30	5,274	
	4/7	@SA	W	2-1	Whiting -Kelly- Butler	2-2	2:30	3,009	
	4/8	@SA	L	5-2	Stites- Siegrist -Quackenbush	2-3	3:01	2,031	
	4/9	@SA	L	11-2	Roach- Castillo	2-4	2:53	3,323	
	4/11	CC	L	5-0	Martinez/ McGregor /Wojciechowski	2-5	2:46	5,371	
	4/12	CC	W	6-3	Siegrist -Heidenreich- Butler	3-5	2:47	3,093	
	4/13	CC	L	3-2	Buchanan- Kiekhefer -Stoffel	3-6	2:35	4,769	
	4/14	SA	L	15-9	Hynes/ Blair	3-7	3:14	4,238	
	4/15	SA	W	9-1	Castillo -Roach	4-7	2:44	3,417	
	4/16	SA	W	3-1	McGregor -De Paula- Blazek	5-7	2:19	2,693	
	4/19	@ARK	W	3-2	Ferrara -Boshers- Blazek	6-7	2:13 (7)	--	
	4/19	@ARK	W	3-0	Whiting -Batista- Siegrist	7-7	1:57 (7)	5,244	
	4/20	@ARK	L	6-2	Oye- Blair	7-8	2:32	6,096	
	2014 CARDINALS	4/21	@ARK	W	3-1	Hooker -Johnson- Blazek	8-8	2:39 (10)	4,698
4/22		NWA	W	9-6	Delgado -Pounders- Blazek	9-8	2:50	3,143	
4/24		NWA	W	8-1	Ferrara -Marimon- Hooker	10-8	2:33 (7)	--	
4/24		NWA	L	10-3	Runion- Whiting	10-9	2:02 (7)	4,102	
4/25		NWA	L	6-2	Marks- Blair	10-10	2:48	5,085	
4/27		ARK	L	9-3	Oye- Castillo	10-11	3:18	4,893	
4/28		ARK	W	15-2	McGregor -Piazza	11-11	2:18 (7)	--	
4/28		ARK	L	1-0	Grube- Ferrara -Johnson	11-12	1:54 (7)	7,303	
4/29		ARK	W	12-2	Martinez -Hynick	12-12	2:29	4,351	
4/30		@NWA	L	4-0	Ventura- Whiting -Carl	12-13	2:58	3,860	
2013 REVIEW		5/1	@NWA	W	9-3	Blair -Arguelles	13-13	2:48	7,400
		5/4	TUL	W	5-3	Thomas -Gardner- Blazek	14-13	2:09	3,798
		5/5	TUL	W	12-1	McGregor -Bettis	15-13	2:32	3,501
		5/6	TUL	L	15-4	Gustafson- Ferrara	15-14	2:50	3,156
		5/7	TUL	W	2-0	Whiting -Matzek- Blazek	16-14	2:20	5,121
		5/10	NWA	W	6-4	Castillo -Marimon- Butler	17-14	1:53 (7)	--
	5/10	NWA	L	5-4	Ridings -Greenwood	17-15	2:37 (7)	4,817	
	5/11	NWA	L	5-4	Fields- Gotay	17-16	5:38 (20)	5,938	
	5/12	NWA	W	7-4	Ferrara -Arguelles- Butler	18-16	2:50	4,174	
	5/13	@TUL	W	10-4	Cooney -Matzek	19-16	3:07	4,412	
	5/14	@TUL	W	4-2	Blair -Bergman- Blazek	20-16	2:31	4,520	
	5/15	@TUL	W	5-3	Castillo -Houston- Butler	21-16	2:39	6,746	
	5/16	@TUL	L	2-1	Mueller- Greenwood	21-17	4:16 (15)	5,074	
	5/17	@ARK	L	7-6	Boshers- Hooker -Graham	21-18	2:56	5,877	
	5/18	@ARK	W	7-0	Cooney -Batista	22-18	2:51	6,762	
	HISTORY	5/19	@ARK	L	5-3	Judy- Thomas	22-19	3:01	5,526
5/20		@ARK	W	2-1	Castillo -Hynick- Butler	23-19	2:41	3,055	
5/22		FRI	W	10-4	Ferrara -Bleier	24-19	2:25	4,018	
5/23		FRI	L	1-0	Pimentel- Cooney -Font	24-20	2:28	5,960	
5/24		FRI	L	5-4	Klein- Blair -Rowen	24-21	2:51	4,989	
5/25		MID	L	3-2	Fisher- Thomas -DeMark	24-22	2:58	5,559	
5/26		MID	L	5-2	Murphy- Sherriff -Hunter	24-23	3:02	4,172	
5/27		MID	L	10-8	Hernandez- Gorgen -Newby	24-24	3:05	3,332	
5/28		@FRI	L	6-5	Reyes- Cooney -Rowen	24-25	2:56	3,213	
5/30		@FRI	L	1-0	Klein- Blair -Bleier	24-26	2:04 (7)	--	
5/30		@FRI	W	6-0	Greenwood -Ramirez	25-26	2:02 (7)	6,005	
5/31		@MID	W	15-5	Sherriff -Murphy	26-26	3:45	5,304	
MINOR LEAGUES		6/1	@MID	W	3-2	Thomas -Newby- Hooker	27-26	2:55	6,096
		6/2	@MID	W	2-0	Cooney -Smith- Hooker	28-26	2:42	3,804
		6/4	ARK	L	4-2	Batista- Blair -Judy	28-27	2:45	4,837
		6/5	ARK	L	6-2	Piazza- Greenwood	28-28	2:38	2,645
	6/6	ARK	L	4-3	Graham- Hooker -Judy	28-29	2:38	4,126	
	6/7	ARK	W	7-6	Almarante -Maronde	29-29	5:25 (16)	6,994	
	6/8	@TUL	L	3-0	Gustafson- Cooney -White	29-30	2:33	8,213	
	6/9	@TUL	W	5-0	Blair -Oswalt	30-30	2:29	5,188	
	6/10	@TUL	L	5-3	Matzek- Greenwood -White	30-31	2:43	4,629	
	6/11	@TUL	L	4-3	Froneberger- Thomas -Gonzalez	30-32	2:43	6,025	
	6/12	@NWA	W	9-5	Ferrara -Adam	31-32	3:15	4,385	
	6/13	@NWA	L	8-1	Marimon- Cooney	31-33	2:03 (7)	--	
	6/13	@NWA	L	3-2	Brooks- Cornelius -Jackson	31-34	2:08 (7)	4,342	
	6/14	@NWA	W	8-4	Thomas -Keck	32-34	3:08	7,535	
	6/15	@NWA	W	8-2	Greenwood -Ferguson	33-34	2:00 (7)	--	
	6/15	@NWA	L	6-1	Alexander- Baker -Jackson	33-35	1:46 (7)	4,733	

End of First Half (33-35, 2nd Place)

MISC.

DATE	OPP	W/L	SCORE	WINNER-LOSER-SAVE	RECORD	TIME	ATT
6/18	TUL	W	3-0	Castillo-Bergman-Hooker	34-35, 1-0	2:24	3,774
6/19	TUL	W	6-2	Sherriff-Gallagher	35-35, 2-0	3:01	3,557
6/20	ARK	L	14-5	Piazza-Cornelius	35-36, 2-1	3:15	5,392
6/21	ARK	W	5-4	Wyatt-Johnson	36-36, 3-1	2:40	6,761
6/22	ARK	L	5-4	Roth-Wright-Carpenter	36-37, 3-2	3:03	7,412
6/23	ARK	W	4-1	Greenwood-Correa-Hooker	37-37, 4-2	2:20	6,009
6/26	@CC	L	13-1	Alaniz-Castillo	37-38, 4-3	2:36	4,070
6/27	@CC	W	6-5	Thomas-Urckfitz-Stoppelman	38-38, 5-3	3:13	5,999
6/28	@CC	L	7-6	Robinson-Hooker	38-39, 5-4	3:19 (10)	5,932
6/29	@SA	L	5-3	Ibarra-Wyatt-Slites	38-40, 5-5	2:32	5,738
6/30	@SA	L	3-2	Meila-Cooney-Slites	38-41, 5-6	2:51	3,729
7/1	@SA	L	3-1	Branham-Stoppelman	38-42, 5-7	2:03	3,892
7/3	CC	W	11-3	Cornelius-Seaton	39-42, 6-7	2:26	3,481
7/4	CC	W	2-1	Thomas-De Leon	40-42, 7-7	2:32	11,818
7/5	CC	L	10-8	Foltynewicz-Ferrara-Robinson	40-43, 7-8	3:11	5,350
7/6	SA	W	8-1	Cooney-Oramas	41-43, 8-8	2:34	6,109
7/7	SA	L	9-7	Greer-Castillo	41-44, 8-9	3:12	3,276
7/8	SA	L	7-4	Sampson-Cornelius-Slites	41-45, 8-10	2:47	3,852
7/10	@NWA	L	10-5	Runion-Almarante	41-46, 8-11	2:57	3,810
7/11	@NWA	W	4-3	Wyatt-Keck	42-46, 9-11	3:49 (13)	3,852
7/12	@NWA	W	4-0	Cooney-Marimon	43-46, 10-11	3:16	5,874
7/13	@NWA	W	7-4	Castillo-Brooks	44-46, 11-11	2:50	5,711
7/14	ARK	W	6-3	Cornelius-Cisco-Hooker	44-46, 12-11	2:52	5,564
7/15	ARK	L	5-3	Hynick-Carpenter-Johnson	45-47, 12-12	3:00	9,716
7/16	ARK	W	5-2	Petrick-Da. Carpenter-Hooker	46-47, 13-12	2:40	4,823
7/17	ARK	W	3-1	Cooney-Correa-Thomas	47-47, 14-12	2:23	3,346
7/18	@NWA	L	6-5	Marimon-Castillo-Jackson	47-48, 14-13	3:07	3,954
7/19	@NWA	L	7-5	Brooks-Cornelius-Garrido	47-49, 14-14	3:04	5,658
7/20	@NWA	L	3-1	Zimmer-Blair-Jackson	47-50, 14-15	2:27	4,849
7/21	@NWA	L	5-4	Keck-Hooker	47-51, 14-16	2:57	3,820
7/22	TUL	W	3-2	Stoppelman-Froneberger	48-51, 15-16	2:53	3,267
7/23	TUL	W	13-2	Castillo-Bergman	49-51, 16-16	2:36	3,585
7/24	TUL	L	3-0	Matzek-Cornelius-White	49-52, 16-17	2:35	3,394
7/25	NWA	L	6-0	Zimmer-Blair	49-53, 16-18	2:46	5,257
7/26	NWA	W	7-2	Petrick-Pounders	50-53, 17-18	2:42	6,210
7/27	NWA	L	8-4	Adam-Cooney	50-54, 17-19	3:07	8,009
7/28	NWA	W	6-5	Stoppelman-Bergmann-Hooker	51-54, 18-19	3:09	6,757
7/29	@TUL	W	7-3	Cornelius-Matzek-Stoppelman	52-54, 19-19	2:50	4,472
7/30	@TUL	L	4-2	Gomez-Blair-Gardner	52-55, 19-20	2:50	4,970
7/31	@TUL	L	4-0	Houston-Castillo	52-56, 19-21	2:26	3,815
8/1	@ARK	L	5-3	Graham-Petrick-Morin	52-57, 19-22	2:42	3,336
8/2	@ARK	L	11-7	Correa-Cooney	53-58, 19-23	3:04	5,254
8/3	@ARK	W	4-0	Ferrara-Batista	52-58, 20-23	2:31	9,132
8/4	@ARK	W	8-4	Cornelius-Hynick-Stoppelman	54-58, 21-23	2:48	3,753
8/6	FRI	W	4-3	Stoppelman-Mendoza	55-58, 22-23	2:38	5,637
8/7	FRI	W	3-2	Wright-Reyes-Almarante	56-58, 23-23	2:30	3,427
8/8	FRI	W	2-1	Almarante-Klein	57-58, 24-23	3:37 (13)	4,972
8/9	MID	W	2-1	Wyatt-Gailey	58-58, 25-23	3:16	5,876
8/10	MID	W	4-2	Ferrara-Murphy-Almarante	59-58, 26-23	3:08	7,208
8/11	MID	L	11-5	Gailey-Cornelius	59-59, 26-24	3:30	6,344
8/13	@FRI	W	9-7	Thomas-Bleier-Almarante	60-59, 27-24	3:19	3,843
8/14	@FRI	L	6-1	Jackson-Castillo	60-60, 27-25	2:46	4,756
8/15	@FRI	W	7-1	Cooney-Edwards	61-60, 28-25	2:34	5,016
8/16	@MID	L	7-2	Murphy-Petrick	61-61, 28-26	3:03	5,804
8/17	@MID	L	11-10	Hunter-Thomas	61-62, 28-27	3:59	6,897
8/18	@MID	W	3-2	Cornelius-Carpenter-Stoppelman	62-62, 29-27	2:47	4,256
8/20	NWA	L	21-6	Runion-Castillo	62-63, 29-28	3:19	4,796
8/21	NWA	L	3-1	Adam-Cooney	62-64, 29-29	2:43	4,894
8/22	NWA	W	3-2	Petrick-Marimon-Stoppelman	63-64, 30-29	2:37	6,719
8/23	NWA	L	12-0	Brooks-Ferrara	63-65, 30-30	3:04	9,509
8/24	@TUL	W	4-1	Cornelius-Winkler-Stoppelman	64-65, 31-30	2:46	8,062
8/25	@TUL	L	10-8	Solbach-Miranda-White	64-66, 31-31	2:57	4,110
8/26	@TUL	L	8-4	Gomez-Almarante	64-67, 31-32	3:02	4,679
8/27	@ARK	L	8-4	Hynick-Cooney	64-68, 31-33	2:44	3,043
8/28	@ARK	L	3-1	Roth-Petrick-Morin	64-69, 31-34	2:53	2,922
8/29	@ARK	L	6-4	Oye-Ferrara-Morin	64-70, 31-35	3:05	3,928
8/30	@ARK	L	4-1	Batista-Russell-Carpenter	64-71, 31-36	2:43	5,136
8/31	TUL	L	7-6	Solbach-Kiekhefer	64-72, 31-37	2:58	9,799
9/1	TUL	L	2-1	Gomez-Cooney-White	64-73, 31-38	2:25	7,153
9/2	TUL	L	8-4	Gustafson-Russell	64-74, 31-39	2:56	5,687

Regular Season Complete (64-74, 31-39)



Zach Petrick took home the 2013 St. Louis Cardinals Minor League Pitcher of the Year award after combining to go 7-3 with a 1.99 ERA through 34 total outings. He went 3-3 with a 3.99 ERA in nine starts in Springfield.



2013 SPRINGFIELD AWARD WINNERS

ST. LOUIS CARDINALS MINOR LEAGUE PLAYERS AND PITCHERS OF THE MONTH

April, 2013 **Tommy Pham**.....Hit .322 (28x87), 5 HR, 5 3B, 4 2B, 15 RBI, 24 G
 August, 2013 **Lee Stoppelman**.....1-0, 1.35 ERA, 4 saves, 13.1 IP, 20 K, 2 BB, 11 G

TEXAS LEAGUE PLAYERS AND PITCHERS OF THE WEEK

April 22 - April 28 **Mike O'Neill**.....Hit .550 (11x20) with 10 BB, 9 R
 April 29 - May 5 **Xavier Scruggs**.....Hit .538 (7x13) with 4 HR, 10 RBI, 5 R
 June 17 - June 23 **Ruben Gotay**.....Hit .391 (9x23) with 2 HR, 2 2B, 5 R, 5 RBI
 Aug 5 - Aug 11 **Tim Cooney**.....0-0, 1 GS, 8 IP, 10 K, 1 R, 5 H, 0 BB
 Aug 12 - Aug 18 **Tim Cooney**.....1-0, 1 GS, 7 IP, 7 K, 1 R, 2 H, 1 BB

CARDINALS SELECTED TO ALL-STAR GAME

(held at Arvest Ballpark in Springdale, AR on 6/24/13)

Ruben Gotay, 3B (Starter).....0x2, 1 K
Chris Swauger, LF (Starter).....1x4, 2B, 2 K
Tim Cooney, P.....1 IP, 1 R, 1 H, 2K
Heath Wyatt, P.....1 IP, 2 R, 3 H, 1 K
Kevin Thomas, P.....0.1 IP, 0 R, 0 H, 0 BB, 0 K
Keith Butler, P.....DNP - with St. Louis
Deryk Hooker, P.....DNP - with Memphis
Tommy Pham, OF.....DNP - with Memphis

CARDINALS SELECTED TO POSTSEASON ALL-STAR TEAM

(announced near end of season)

Ruben Gotay, 3B
Mike O'Neill, OF

FRONT OFFICE

2014 CARDINALS

2013 REVIEW

HISTORY

MINOR LEAGUES

TEXAS LEAGUE

MISC.

2013 CARDINALS FINAL BATTING STATISTICS

CARDINALS INDIVIDUAL BATTING TOTALS

BATTERS	AVG	G	AB	R	H	2B	3B	HR	RBI	TB	BB	IBB	SO	SB	CS	OBP	SLG	OPS	SF	SAC	HBP	DP	E
Adams, Matt	.250	3	12	1	3	1	0	0	2	4	0	0	4	0	0	.250	.333	.583	0	0	0	1	0
Albitz, Vance	.250	50	144	14	36	4	0	2	16	46	5	0	19	3	1	.284	.319	.603	3	7	3	5	3
Castillo, Juan	.182	4	11	0	2	1	0	0	0	3	0	0	5	0	0	.182	.273	.455	0	0	0	1	0
Gotay, Ruben	.279	133	498	75	139	31	0	16	89	218	72	3	95	16	7	.366	.438	.804	6	0	0	20	15
Lemmerman, Jake	.231	98	308	46	71	16	1	8	36	113	55	1	89	11	1	.353	.367	.720	1	3	4	12	25
Longmire, Nick	.125	2	8	1	1	0	0	0	0	1	2	0	5	0	0	.300	.125	.425	0	0	0	0	0
Mateo, Luis	.237	99	346	48	82	13	0	5	30	110	16	1	54	14	7	.276	.318	.594	1	6	3	8	6
Meiker, Adam	.258	107	318	42	82	17	2	8	32	127	28	3	75	7	7	.323	.399	.722	3	4	4	7	1
O'Neill, Mike	.320	98	359	66	115	13	2	2	35	138	71	1	26	18	4	.431	.384	.815	2	2	0	8	2
Perez, Audry	.209	57	215	16	45	12	0	6	26	75	3	1	39	0	1	.234	.349	.583	0	0	4	13	6
Pham, Thomas	.301	45	163	27	49	6	6	6	28	85	20	0	42	6	3	.388	.521	.910	1	0	4	4	0
Piscotty, Stephen	.299	49	184	17	55	9	0	6	24	82	19	1	19	7	3	.364	.446	.810	2	1	1	12	1
Pritchard, Neal	.172	14	29	1	5	1	0	0	0	6	2	0	8	0	1	.250	.207	.457	0	2	1	1	0
Rahmatulla, Tyler	.098	24	41	4	4	1	0	0	1	5	10	0	11	1	0	.302	.122	.424	0	0	2	2	1
Ramsey, James	.251	93	347	61	87	11	2	15	44	147	53	0	108	8	4	.356	.424	.780	4	6	6	7	4
Rasmus, Casey	.292	15	48	7	14	1	0	0	4	15	2	0	7	7	0	.320	.313	.633	0	2	0	0	2
Robinson, Shane	.200	3	10	0	2	0	0	0	0	2	2	0	1	0	0	.333	.200	.533	0	0	0	0	0
Rodriguez, Starlin	.254	77	248	25	63	12	2	6	36	97	14	0	62	8	2	.309	.391	.700	3	3	7	4	11
Scruggs, Xavier	.248	133	448	67	111	18	1	29	81	218	82	2	177	11	7	.376	.487	.863	3	1	12	5	14
Stanley, Cody	.250	75	272	31	68	10	0	5	34	93	16	1	54	4	0	.295	.342	.636	2	2	2	5	0
Swauger, Chris	.266	77	286	34	76	10	2	8	39	114	17	1	70	6	4	.311	.399	.709	3	0	3	10	1
Tartamella, Travis	.087	8	23	2	2	1	0	0	1	3	1	0	6	0	0	.120	.130	.250	1	0	0	0	2
Walsh, Colin	.220	32	118	15	26	5	0	2	6	37	16	0	24	3	0	.313	.314	.627	0	0	0	1	10
Williams, Matt	.107	9	28	1	3	0	0	0	1	3	1	0	3	1	0	.133	.107	.240	1	1	0	0	0
Team Total	.254	138	4532	607	1152	194	18	124	567	1754	512	15	1034	131	52	.335	.387	.722	36	53	56	127	126

2013 CARDINALS FINAL PITCHING STATISTICS

CARDINALS INDIVIDUAL PITCHING TOTALS

PITCHERS	W	L	ERA	G	GS	CG	SHO	SV	SVO	IP	H	R	ER	HR	HB	BB	IBB	SO	BK	WP	GO/AO	DP	WHIP	AVG
Albitz, Vance	0	0	0.00	2	0	0	0	0	0	4.0	2	0	0	0	0	2	1	2	0	0	0.67	0	1.00	.143
Almarante, Jose	2	2	2.75	27	0	0	0	3	5	39.1	29	19	12	1	2	11	2	31	0	5	1.58	4	1.02	.208
Baker, Corey	0	1	6.41	8	1	0	0	0	0	19.2	24	17	14	6	1	7	1	7	0	1	1.29	1	1.58	.312
Blair, Seth	3	9	5.07	24	22	0	0	0	0	129.2	149	83	73	18	9	48	3	117	2	8	0.94	5	1.52	.298
Blazek, Michael	0	0	0.92	17	0	0	0	7	7	19.2	11	4	2	0	0	10	1	25	0	0	0.89	0	1.07	.157
Butler, Keith	0	0	0.66	13	0	0	0	7	8	13.2	8	1	1	1	0	2	0	21	0	0	1.5	1	0.73	.163
Carpenter, Chris	0	1	6.75	1	1	0	0	0	0	2.2	6	3	2	1	0	2	0	5	0	0	3	0	3.00	.400
Castillo, Richard	7	9	4.59	21	21	0	0	0	0	119.2	123	69	61	17	7	39	2	70	2	10	1.48	13	1.35	.267
Cooney, Tim	7	10	3.80	20	20	0	0	0	0	118.1	132	58	50	8	6	18	1	125	3	6	1.03	5	1.27	.284
Cornelius, Jonathan	6	6	4.46	18	14	0	0	0	1	78.2	84	46	39	9	8	29	0	66	1	3	1.06	8	1.44	.277
Delgado, Ramon	1	0	2.92	16	0	0	0	0	0	24.2	22	8	8	0	1	4	0	21	0	0	2.06	2	1.05	.238
Ferrara, Anthony	7	6	5.84	23	20	0	0	0	0	98.2	94	66	64	16	8	54	0	85	0	6	0.86	9	1.50	.249
Gorgen, Scott	0	1	12.27	1	0	0	0	0	0	3.2	4	5	5	2	2	0	0	2	0	0	0.29	0	1.09	.308
Gotay, Ruben	0	1	18.00	1	0	0	0	0	0	1.0	1	2	2	1	0	1	0	2	0	0	0	0	2.00	.250
Greenwood, Nick	3	4	3.98	11	7	1	0	0	0	40.2	50	25	18	3	2	11	1	22	0	2	2.13	5	1.50	.301
Hooker, Deryk	1	4	3.64	39	0	0	0	8	11	47.0	38	19	19	4	2	10	1	61	0	4	1.38	2	1.02	.217
Kiekhfer, Dean	0	2	3.86	11	0	0	0	0	1	16.1	20	9	7	1	0	1	0	10	0	0	1.38	0	1.29	.294
Martinez, Carlos	1	0	2.31	3	3	0	0	0	0	11.2	11	3	3	1	1	1	0	9	0	0	1.89	1	1.03	.239
McGregor, Scott	4	1	2.44	8	8	0	0	0	0	48.0	42	14	13	5	2	11	0	48	0	1	2.07	3	1.10	.233
Miller, Travis	0	0	0.00	1	0	0	0	0	0	2.1	1	1	0	0	0	1	0	2	0	1	6	0	0.86	.111
Miranda, Danny	0	1	6.23	16	0	0	0	0	1	21.2	28	16	15	2	3	6	0	16	0	0	1.23	1	1.57	.301
Petrick, Zach	3	3	3.99	9	9	0	0	0	0	47.1	44	22	21	3	2	15	0	44	0	3	0.82	2	1.25	.247
Russell, Zach	0	2	8.16	10	0	0	0	0	0	14.1	16	18	13	2	1	8	0	15	0	1	2.75	0	1.67	.271
Sherriff, Ryan	2	1	3.33	5	5	0	0	0	0	27.0	34	10	10	0	1	9	1	18	0	2	0.93	1	1.59	.318
Siegrist, Kevin	1	1	2.25	13	0	0	0	1	1	20.0	8	5	5	2	1	7	0	35	0	1	0.77	1	0.75	.121
Stoppelman, Lee	3	1	1.35	37	0	0	0	6	7	40.0	20	6	6	3	2	14	1	50	0	1	0.97	3	0.85	.150
Thomas, Kevin	6	4	2.56	46	0	0	0	1	4	59.2	49	18	17	4	1	17	0	75	0	7	1.26	4	1.11	.224
Westbrook, Jake	0	0	2.45	1	1	0	0	0	0	3.2	6	1	1	0	0	0	0	5	0	1	4	1	1.64	.375
Whiting, Boone	3	2	2.93	6	6	0	0	0	0	30.2	28	14	10	2	3	7	0	34	0	3	0.87	1	1.14	.237
Williams, Matt	0	0	0.00	1	0	0	0	0	0	0.2	1	0	0	0	1	0	0	0	0	0	0	0	1.50	.333
Wright, Justin	1	1	5.34	50	0	0	0	0	0	59.0	71	39	35	6	3	25	1	84	0	0	1.26	7	1.63	.290
Wyatt, Heath	3	1	3.26	36	0	0	0	0	1	47.0	46	18	17	5	3	10	0	38	0	4	2.19	3	1.19	.254
Team Total	64	74	4.02	138	138	1	10	33	47	1210.1	1202	619	540	123	72	380	16	1125	8	70	1.83	83	1.31	.259

2013 CARDINALS LEADERS

BATTING		PITCHING	
AverageO'Neill	ERA (starter)Cooney
RunsGotay	ERA (reliever)Stoppelman
HitsGotay	WinsCooney/Ferrara/Castillo
OBPO'Neill	LossesCooney
SLGScruggs	GamesWright
DoublesGotay	Games StartedBlair
TriplesPham	Complete GamesGreenwood
Home RunsScruggs	SavesHooker
RBI'sGotay	ShutoutsN/A
WalksScruggs	Innings PitchedBlair
StrikeoutsScruggs	StrikeoutsCooney
GamesGotay/Scruggs	WalksFerrara
At-BatsO'Neill		
Stolen BasesO'Neill		
Caught StealingMultiple		

2013 CARDINALS BATTING TOTALS

CARDINALS HOME BATTING

PLAYER	AVG	G	AB	R	H	2B	3B	HR	RBI	BB	SO	SB	CS	SLG	OBP	E
Adams, Matt	.250	3	12	1	3	1	0	0	2	0	4	0	0	.333	.250	0
Albitz, Vance	.253	24	75	5	19	3	0	2	11	0	9	1	1	.373	.250	2
Castillo, Juan	.000	3	7	0	0	0	0	0	0	0	4	0	0	.000	.000	0
Gotay, Ruben	.289	66	249	38	72	20	0	10	53	37	49	6	5	.490	.378	10
Lemmerman, Jake	.258	49	151	32	39	6	0	7	21	30	41	4	1	.437	.389	12
Longmire, Nick	.200	1	5	1	1	0	0	0	0	2	4	0	0	.200	.429	0
Mateo, Luis	.219	42	146	19	32	6	0	2	11	5	25	6	3	.301	.253	2
Melker, Adam	.307	47	137	22	42	11	1	1	13	12	32	3	4	.423	.374	1
O'Neill, Mike	.352	51	182	39	64	8	1	1	21	44	15	7	1	.423	.474	2
Perez, Audry	.239	30	113	11	27	7	0	5	19	2	20	0	1	.434	.271	1
Pham, Thomas	.320	27	100	20	32	3	3	6	20	12	27	2	2	.590	.409	0
Piscotty, Stephen	.268	22	82	11	22	2	0	5	12	7	7	2	1	.476	.319	1
Pritchard, Neal	.133	8	15	0	2	0	0	0	0	0	2	0	0	.133	.133	0
Rahmatulla, Tyler	.150	13	20	3	3	1	0	0	0	4	5	1	0	.200	.320	1
Ramsey, James	.250	43	160	30	40	7	1	8	18	26	54	2	2	.456	.366	3
Rasmus, Casey	.273	8	22	4	6	1	0	0	3	1	4	4	0	.318	.304	0
Robinson, Shane	.200	3	10	0	2	0	0	0	0	2	1	0	0	.200	.333	0
Rodriguez, Starlin	.208	37	125	10	26	5	1	3	16	6	38	3	1	.336	.257	7
Scruggs, Xavier	.249	65	217	28	54	9	1	17	43	38	93	3	2	.535	.372	4
Stanley, Cody	.275	34	120	16	33	5	0	2	10	7	25	1	0	.367	.315	0
Swauger, Chris	.270	41	152	20	41	6	0	4	27	11	40	3	2	.388	.323	1
Tartamella, Travis	.071	5	14	2	1	1	0	0	1	1	4	0	0	.143	.125	2
Walsh, Colin	.242	18	62	7	15	2	0	0	2	9	11	3	0	.274	.338	6
Williams, Matt	.111	6	18	0	2	0	0	0	1	1	3	0	0	.111	.150	0
Team Total	.261	68	2224	323	580	104	8	73	304	258	531	51	26	.413	.343	66

2013 CARDINALS BATTING TOTALS

CARDINALS ROAD BATTING

PLAYER	AVG	G	AB	R	H	2B	3B	HR	RBI	BB	SO	SB	CS	SLG	OBP	E
Albitz, Vance	.246	26	69	9	17	1	0	0	5	5	10	2	0	.261	.316	1
Castillo, Juan	.500	1	4	0	2	1	0	0	0	0	1	0	0	.750	.500	0
Gotay, Ruben	.269	67	249	37	67	11	0	6	36	35	46	10	2	.386	.354	5
Lemmerman, Jake	.204	49	157	14	32	10	1	1	15	25	48	7	0	.299	.317	13
Longmire, Nick	.000	1	3	0	0	0	0	0	0	0	1	0	0	.000	.000	0
Mateo, Luis	.250	57	200	29	50	7	0	3	19	11	29	8	4	.330	.292	4
Melker, Adam	.221	60	181	20	40	6	1	7	19	16	43	4	3	.381	.283	0
O'Neill, Mike	.288	47	177	27	51	5	1	1	14	27	11	11	3	.345	.382	0
Perez, Audry	.176	27	102	5	18	5	0	1	7	1	19	0	0	.255	.192	5
Pham, Thomas	.270	18	63	7	17	3	3	0	8	8	15	4	1	.413	.356	0
Piscotty, Stephen	.324	27	102	6	33	7	0	1	12	12	12	5	2	.422	.400	0
Pritchard, Neal	.214	6	14	1	3	1	0	0	0	2	6	0	1	.286	.353	0
Rahmatulla, Tyler	.048	11	21	1	1	0	0	0	1	6	6	0	0	.048	.286	0
Ramsey, James	.251	50	187	31	47	4	1	7	26	27	54	6	2	.396	.347	1
Rasmus, Casey	.308	7	26	3	8	0	0	0	1	1	3	3	0	.308	.333	2
Rodriguez, Starlin	.301	40	123	15	37	7	1	3	20	8	24	5	1	.447	.360	4
Scruggs, Xavier	.247	68	231	39	57	9	0	12	38	44	84	8	5	.442	.380	10
Stanley, Cody	.230	41	152	15	35	5	0	3	24	9	29	3	0	.322	.278	0
Swauger, Chris	.261	36	134	14	35	4	2	4	12	6	30	3	2	.410	.296	0
Tartamella, Travis	.111	3	9	0	1	0	0	0	0	0	2	0	0	.111	.111	0
Walsh, Colin	.196	14	56	8	11	3	0	2	4	7	13	0	0	.357	.286	4
Williams, Matt	.100	3	10	1	1	0	0	0	0	0	0	1	0	.100	.100	0
Team Total	.248	70	2308	284	572	90	10	51	263	254	503	80	26	.362	.327	60

FRONT OFFICE

2014 CARDINALS

2013 REVIEW

HISTORY

MINOR LEAGUES

TEXAS LEAGUE

MISC.

2013 CARDINALS BATTING TOTALS

VS. RIGHT-HANDED PITCHERS

FRONT OFFICE	PLAYER	AVG	AB	R	H	2B	3B	HR	RBI	BB	SO	SB	CS	SLG	OBP
	Adams, Matt	.273	11	1	3	1	0	0	2	0	3	0	0	.364	.273
	Albitz, Vance	.232	112	7	26	3	0	1	9	3	15	2	0	.286	.258
	Castillo, Juan	.182	11	0	2	1	0	0	0	0	5	0	0	.273	.182
2014 CARDINALS	Gotay, Ruben	.283	399	57	113	24	0	14	67	54	70	12	6	.449	.365
	Lemmerman, Jake	.223	247	36	55	14	1	8	29	36	66	8	1	.385	.328
	Longmire, Nick	.000	5	0	0	0	0	0	0	1	3	0	0	.000	.167
	Mateo, Luis	.213	267	32	57	8	0	3	19	11	46	5	6	.277	.249
	Melker, Adam	.267	255	35	68	16	2	8	28	21	54	7	5	.439	.324
2013 REVIEW	O'Neill, Mike	.314	293	52	92	12	2	2	28	50	17	10	4	.389	.412
	Perez, Audry	.182	176	10	32	6	0	4	18	1	35	0	1	.284	.200
	Pham, Thomas	.287	136	22	39	6	3	5	23	17	36	6	2	.485	.376
	Piscotty, Stephen	.266	143	13	38	8	0	6	21	16	15	7	3	.448	.340
	Pritchard, Neal	.200	25	1	5	1	0	0	0	2	8	0	1	.240	.286
	Rahmatulla, Tyler	.083	36	2	3	1	0	0	0	8	8	1	0	.111	.283
HISTORY	Ramsey, James	.262	263	52	69	8	2	15	38	41	78	7	3	.479	.363
	Rasmus, Casey	.308	39	7	12	1	0	0	3	2	6	7	0	.333	.341
	Robinson, Shane	.400	5	0	2	0	0	0	0	2	1	0	0	.400	.571
	Rodriguez, Starlin	.248	202	23	50	8	1	6	29	12	56	6	1	.386	.305
	Scruggs, Xavier	.235	358	53	84	14	1	25	62	61	149	9	3	.489	.363
MINOR LEAGUES	Stanley, Cody	.240	221	25	53	10	0	5	29	12	43	3	0	.353	.277
	Swauger, Chris	.291	220	28	64	10	2	6	29	14	50	6	3	.436	.335
	Tartamella, Travis	.000	13	1	0	0	0	0	1	0	3	0	0	.000	.000
	Walsh, Colin	.253	95	15	24	5	0	2	6	12	22	2	0	.368	.336
	Williams, Matt	.143	21	0	3	0	0	0	0	1	3	0	0	.143	.182
TEXAS LEAGUE	Team Total	.251	3603	474	903	157	14	110	443	380	815	98	39	.394	.327

MISC.

2013 CARDINALS BATTING TOTALS

VS. LEFT-HANDED PITCHERS

PLAYER	AVG	AB	R	H	2B	3B	HR	RBI	BB	SO	SB	CS	SLG	OBP
Adams, Matt	.000	1	0	0	0	0	0	0	0	1	0	0	.000	.000
Albitz, Vance	.313	32	7	10	1	0	1	7	2	4	1	1	.438	.371
Gotay, Ruben	.263	99	18	26	7	0	2	22	18	25	4	1	.394	.373
Lemmerman, Jake	.262	61	10	16	2	0	0	7	19	23	3	0	.295	.444
Longmire, Nick	.333	3	1	1	0	0	0	0	1	2	0	0	.333	.500
Mateo, Luis	.316	79	16	25	5	0	2	11	5	8	9	1	.456	.365
Melker, Adam	.222	63	7	14	1	0	0	4	7	21	0	2	.238	.319
O'Neill, Mike	.348	66	14	23	1	0	0	7	21	9	8	0	.364	.506
Perez, Audry	.333	39	6	13	6	0	2	8	2	4	0	0	.641	.381
Pham, Thomas	.370	27	5	10	0	3	1	5	3	6	0	1	.704	.452
Piscotty, Stephen	.415	41	4	17	1	0	0	3	3	4	0	0	.439	.455
Pritchard, Neal	.000	4	0	0	0	0	0	0	0	0	0	0	.000	.000
Rahmatulla, Tyler	.200	5	2	1	0	0	0	1	2	3	0	0	.200	.429
Ramsey, James	.214	84	9	18	3	0	0	6	12	30	1	1	.250	.333
Rasmus, Casey	.222	9	0	2	0	0	0	1	0	1	0	0	.222	.222
Robinson, Shane	.000	5	0	0	0	0	0	0	0	0	0	0	.000	.000
Rodriguez, Starlin	.283	46	2	13	4	1	0	7	2	6	2	1	.413	.327
Scruggs, Xavier	.300	90	14	27	4	0	4	19	21	28	2	4	.478	.429
Stanley, Cody	.294	51	6	15	0	0	0	5	4	11	1	0	.294	.368
Swauger, Chris	.182	66	6	12	0	0	2	10	3	20	0	1	.273	.233
Tartamella, Travis	.200	10	1	2	1	0	0	0	1	3	0	0	.300	.273
Walsh, Colin	.087	23	0	2	0	0	0	0	4	2	1	0	.087	.222
Williams, Matt	.000	7	1	0	0	0	0	1	0	0	1	0	.000	.000
Team Total	.268	929	133	249	37	4	14	124	132	219	33	13	.362	.366

FRONT OFFICE

2014 CARDINALS

2013 REVIEW

HISTORY

MINOR LEAGUES

TEXAS LEAGUE

MISC.

2013 CARDINALS PITCHING TOTALS

CARDINALS HOME PITCHING

PITCHERS	W-L	ERA	G	GS	CG	SHO	SV	IP	H	R	ER	HR	HB	BB	SO	WP	AVG
Almaraz, Jose	2-0	2.05	13	0	0	0	2	22.0	15	8	5	1	2	5	15	1	.197
Haker, Corey	0-0	7.94	3	0	0	0	0	5.2	10	7	5	1	0	3	1	1	.385
Blair, Seth	0-5	5.61	10	8	0	0	0	51.1	65	35	32	6	5	22	49	5	.317
Blazek, Michael	0-0	0.00	8	0	0	0	4	10.0	5	2	0	0	0	5	8	0	.143
Buller, Keith	0-0	1.13	7	0	0	0	3	8.0	5	1	1	1	0	1	12	0	.172
Carpenter, Chris	0-1	6.75	1	1	0	0	0	2.2	6	3	2	1	0	2	5	0	.400
Castillo, Richard	4-3	3.83	9	9	0	0	0	54.0	49	28	23	7	5	15	35	4	.240
Cooney, Tim	2-4	2.43	9	9	0	0	0	59.1	57	20	16	3	2	5	60	2	.256
Comclius, Jonathan	2-4	5.23	8	6	0	0	0	32.2	42	25	19	5	4	11	22	1	.311
Dalgado, Ramon	1-0	3.95	10	0	0	0	0	13.2	14	6	6	0	1	2	12	0	.264
Ferrara, Anthony	4-4	7.09	13	11	0	0	0	53.1	58	42	42	10	5	32	40	3	.276
Gorgen, Scott	0-1	12.27	1	0	0	0	0	3.2	4	5	5	2	2	0	2	0	.308
Greenwood, Nick	1-2	4.79	5	4	0	0	0	20.2	29	17	11	2	1	4	14	0	.328
Hooker, Deryk	0-1	2.39	22	0	0	0	6	28.1	16	7	7	2	1	5	32	1	.174
Kiekhefer, Dean	0-2	5.00	6	0	0	0	0	9.0	14	7	5	0	0	0	5	0	.350
Martinez, Carlos	1-0	2.00	2	2	0	0	0	9.0	7	2	2	1	1	1	9	0	.206
McGregor, Scott	3-1	3.06	6	6	0	0	0	35.1	36	13	12	4	1	7	35	1	.261
Miranda, Danny	0-0	5.25	9	0	0	0	0	12.0	10	7	7	0	1	5	8	0	.213
Petrick, Zach	3-0	2.54	5	5	0	0	0	28.1	23	8	8	1	2	4	34	2	.221
Russell, Zach	0-1	18.00	1	0	0	0	0	6.0	13	13	12	2	1	3	7	1	.481
Sheriff, Ryan	1-1	4.20	3	3	0	0	0	15.0	18	7	7	0	0	6	12	1	.305
Siegrist, Kevin	1-0	1.74	7	0	0	0	0	10.1	4	2	2	1	0	3	16	0	.118
Stoppelman, Lee	3-0	0.40	19	0	0	0	1	22.1	10	1	1	1	0	8	31	0	.137
Thomas, Kevin	2-1	3.00	24	0	0	0	1	30.0	30	11	10	3	1	7	41	3	.254
Westbrook, Jake	0-0	2.45	1	1	0	0	0	3.2	6	1	1	0	0	0	5	1	.375
Whiting, Boone	1-1	3.60	3	3	0	0	0	15.0	13	9	6	1	2	4	16	2	.224
Wright, Justin	1-1	6.23	28	0	0	0	0	34.2	44	26	24	4	2	19	39	0	.308
Wyatt, Heath	2-0	2.01	20	0	0	0	0	22.1	19	6	5	3	1	2	21	2	.228
Team Total	34-34	4.02	66	68	0	2	17	622.0	628	321	278	63	41	184	590	31	.261

2013 CARDINALS PITCHING TOTALS

CARDINALS ROAD PITCHING

PITCHERS	W-L	ERA	G	GS	CG	SHO	SV	IP	H	R	ER	HR	HB	BB	SO	WP	AVG
Almarante, Jose	0-2	3.63	14	0	0	0	1	17.1	14	11	7	0	0	6	16	4	.215
Baker, Corey	0-1	5.79	5	1	0	0	0	14.0	14	10	9	5	1	4	6	0	.275
Blair, Seth	3-4	4.71	14	14	0	0	0	78.1	84	48	41	12	4	26	68	3	.285
Blazek, Michael	0-0	1.86	9	0	0	0	3	9.2	6	2	2	0	0	5	17	0	.171
Butler, Keith	0-0	0.00	6	0	0	0	4	5.2	3	0	0	0	0	1	9	0	.150
Castillo, Richard	3-6	5.21	12	12	0	0	0	65.2	74	41	38	10	2	24	35	6	.289
Cooney, Tim	5-6	5.19	11	11	0	0	0	59.0	75	38	34	5	4	13	65	4	.310
Cornelius, Jonathan	4-2	3.91	10	8	0	0	0	46.0	42	21	20	4	4	18	44	2	.250
Delgado, Ramon	0-0	1.64	6	0	0	0	0	11.0	8	2	2	0	0	2	9	0	.205
Ferrara, Anthony	3-2	4.37	10	9	0	0	0	45.1	36	24	22	6	3	22	45	3	.214
Greenwood, Nick	2-2	3.15	6	3	1	0	0	20.0	21	8	7	1	1	7	8	2	.273
Hooker, Deryk	1-3	5.23	17	0	0	0	2	20.2	22	12	12	2	1	5	29	3	.265
Kiekhefer, Dean	0-0	2.45	5	0	0	0	0	7.1	6	2	2	1	0	1	5	0	.214
Martinez, Carlos	0-0	3.38	1	1	0	0	0	2.2	4	1	1	0	0	0	0	0	.333
McGregor, Scott	1-0	0.71	2	2	0	0	0	12.2	6	1	1	1	1	4	13	0	.143
Miller, Travis	0-0	0.00	1	0	0	0	0	2.1	1	1	0	0	0	1	2	1	.111
Miranda, Danny	0-1	7.45	7	0	0	0	0	9.2	18	9	8	2	2	1	8	0	.391
Petrick, Zach	0-3	6.16	4	4	0	0	0	19.0	21	14	13	2	0	11	10	1	.284
Russell, Zach	0-1	1.08	6	0	0	0	0	8.1	3	5	1	0	0	5	8	0	.094
Sherriff, Ryan	1-0	2.25	2	2	0	0	0	12.0	16	3	3	0	1	3	6	1	.333
Siegrist, Kevin	0-1	2.79	6	0	0	0	1	9.2	4	3	3	1	1	4	19	1	.125
Stoppelman, Lee	0-1	2.55	18	0	0	0	5	17.2	10	5	5	2	2	6	19	1	.167
Thomas, Kevin	4-3	2.12	22	0	0	0	0	29.2	19	7	7	1	0	10	34	4	.188
Whiting, Boone	2-1	2.30	3	3	0	0	0	15.2	15	5	4	1	1	3	18	1	.250
Wright, Justin	0-0	4.07	22	0	0	0	0	24.1	27	13	11	2	1	6	25	0	.265
Wyatt, Heath	1-1	4.38	16	0	0	0	0	24.2	27	12	12	2	2	8	17	2	.278
Team Total	30-40	4.01	70	70	1	8	16	588.1	576	298	262	60	31	196	535	39	.257

FRONT OFFICE

2014 CARDINALS

2013 REVIEW

HISTORY

MINOR LEAGUES

TEXAS LEAGUE

MISC.

2013 CARDINALS PITCHING TOTALS

VS. RIGHT-HANDED BATTERS

	PITCHER	ERA	IP	H	R	ER	HR	HB	BB	SO	WP	AVG
FRONT OFFICE	Almarante, Jose	2.73	26.1	19	14	8	1	2	7	23	2	.202
	Baker, Corey	8.40	15.0	17	17	14	6	1	5	4	1	.298
	Blair, Seth	4.42	75.1	76	41	37	10	8	23	82	5	.271
	Blazek, Michael	1.50	12.0	9	2	2	0	0	7	15	0	.200
	Butler, Keith	0.00	8.0	4	0	0	0	0	1	13	0	.148
	Carpenter, Chris	7.71	2.1	2	3	2	1	0	0	5	0	.200
	Castillo, Richard	5.48	69.0	73	50	42	10	5	17	40	8	.275
	Cooney, Tim	4.16	93.0	96	49	43	7	4	14	98	5	.271
	Cornelius, Jonathan	5.34	59.0	65	42	35	9	6	20	40	1	.285
	Delgado, Ramon	2.55	17.2	11	5	5	0	1	4	18	0	.180
2014 CARDINALS	Ferrara, Anthony	6.51	74.2	76	55	54	15	5	39	58	3	.261
	Gorgen, Scott	20.25	1.1	2	3	3	1	2	0	0	0	.400
	Greenwood, Nick	4.45	30.1	41	20	15	3	2	11	16	2	.318
	Hooker, Deryk	3.68	29.1	25	12	12	4	1	5	38	4	.227
	Kiekhefer, Dean	6.30	10.0	17	8	7	1	0	0	7	0	.370
	Martinez, Carlos	2.84	6.1	4	2	2	0	1	0	4	0	.174
	McGregor, Scott	3.10	29.0	26	11	10	5	1	7	31	0	.234
	Miller, Travis	0.00	2.1	1	0	0	0	0	1	2	1	.125
	Miranda, Danny	6.89	15.2	18	13	12	1	0	6	11	0	.277
	Petrick, Zach	4.55	29.2	33	16	15	2	1	7	28	2	.287
2013 REVIEW	Russell, Zach	12.00	9.0	11	15	12	2	1	5	11	1	.297
	Sherriff, Ryan	4.05	20.0	25	9	9	0	0	6	16	2	.316
	Siegrist, Kevin	3.38	13.1	6	5	5	2	1	4	19	1	.133
	Stoppelman, Lee	0.67	27.0	10	2	2	1	1	12	37	0	.115
	Thomas, Kevin	3.10	40.2	38	15	14	2	1	12	54	6	.248
	Westbrook, Jake	5.40	1.2	3	1	1	0	0	0	4	1	.333
	Whiting, Boone	3.79	19.0	19	12	8	2	3	3	24	3	.260
	Wright, Justin	7.03	39.2	55	34	31	5	2	18	36	0	.314
	Wyatt, Heath	2.52	35.2	33	11	10	5	3	7	30	2	.241
	Team Total	0.00	816.0	817	469		96	53	243	766	50	.261
HISTORY												
MINOR LEAGUES												
TEXAS LEAGUE												
MISC.												

2013 CARDINALS PITCHING TOTALS

VS. LEFT-HANDED BATTERS

PITCHER	ERA	IP	H	R	ER	HR	HB	BB	SO	WP	AVG
Almarante, Jose	2.77	13.0	10	5	4	0	0	4	8	3	.213
Baker, Corey	0.00	4.2	7	0	0	0	0	2	3	0	.350
Blair, Seth	5.96	54.1	73	42	36	8	1	25	35	3	.332
Blazek, Michael	0.00	7.2	2	2	0	0	0	3	10	0	.080
Butler, Keith	1.59	5.2	4	1	1	1	0	1	8	0	.182
Carpenter, Chris	0.00	0.1	4	0	0	0	0	2	0	0	.800
Castillo, Richard	3.38	50.2	50	19	19	7	2	22	30	2	.256
Cooney, Tim	2.49	25.1	36	9	7	1	2	4	27	1	.324
Cornelius, Jonathan	1.83	19.2	19	4	4	0	2	9	26	2	.253
Delgado, Ramon	3.86	7.0	11	3	3	0	0	0	3	0	.355
Ferrara, Anthony	3.75	24.0	18	11	10	1	3	15	27	3	.207
Gorgen, Scott	7.71	2.1	2	2	2	1	0	0	2	0	.250
Greenwood, Nick	2.61	10.1	9	5	3	0	0	0	6	0	.243
Hooker, Deryk	3.57	17.2	13	7	7	0	1	5	23	0	.200
Kiekhefer, Dean	0.00	6.1	3	1	0	0	0	1	3	0	.136
Martinez, Carlos	1.69	5.1	7	1	1	1	0	1	5	0	.304
McGregor, Scott	1.42	19.0	16	3	3	0	1	4	17	1	.232
Miller, Travis	---	0.0	0	1	0	0	0	0	0	0	.000
Miranda, Danny	4.50	6.0	10	3	3	1	3	0	5	0	.357
Petrick, Zach	3.06	17.2	11	6	6	1	1	8	16	1	.175
Russell, Zach	1.69	5.1	5	3	1	0	0	3	4	0	.227
Sherriff, Ryan	1.29	7.0	9	1	1	0	1	3	2	0	.321
Siegrist, Kevin	0.00	6.2	2	0	0	0	0	3	16	0	.095
Stoppelman, Lee	2.77	13.0	10	4	4	2	1	2	13	1	.217
Thomas, Kevin	1.42	19.0	11	3	3	2	0	5	21	1	.167
Westbrook, Jake	0.00	2.0	3	0	0	0	0	0	1	0	.429
Whiting, Boone	1.54	11.2	9	2	2	0	0	4	10	0	.200
Wright, Justin	1.86	19.1	16	5	4	1	1	7	28	0	.229
Wyatt, Heath	5.56	11.1	13	7	7	0	0	3	8	2	.295
Team Total	0.00	394.1	385	150		27	19	137	359	20	.255

FRONT OFFICE

2014 CARDINALS

2013 REVIEW

HISTORY

MINOR LEAGUES

TEXAS LEAGUE

MISC.

2013 CARDINALS MONTH-BY-MONTH

FRONT OFFICE

PLAYER	AVG	G	AB	R	H	2B	3B	HR	RBI	BB	IBB	SO	SB	CS	OBP	SLG	OPS	SF	SAC	HBP	DP	E
Albitz, Vance	.333	10	24	2	8	0	0	0	2	0	0	4	0	1	.320	.333	.653	1	2	0	0	0
Castillo, Juan	.200	3	10	0	2	1	0	0	0	0	0	5	0	0	.200	.300	.500	0	0	0	1	0
Gotay, Ruben	.279	24	86	14	24	9	0	0	17	12	0	17	4	1	.367	.384	.751	0	0	0	4	1
Lemmerman, Jake	.247	22	73	11	18	2	0	3	7	10	0	20	1	1	.345	.397	.742	0	1	1	2	8
Mateo, Luis	.154	4	13	1	2	1	0	0	0	1	0	2	0	0	.214	.231	.445	0	0	0	0	1
Melker, Adam	.200	23	75	7	15	3	1	2	5	6	0	23	0	1	.259	.347	.606	0	1	0	3	0
O'Neill, Mike	.333	24	78	18	26	3	0	0	3	21	1	4	3	0	.475	.372	.847	0	0	0	1	0
Perez, Audry	.136	16	59	3	8	3	0	1	5	0	0	7	0	0	.150	.237	.387	0	0	1	5	1
Pham, Thomas	.322	24	87	14	28	4	5	5	15	8	0	22	3	1	.385	.655	1.041	0	0	1	3	0
Pritchard, Neal	.179	13	28	1	5	1	0	0	0	2	0	8	0	1	.258	.214	.472	0	2	1	1	0
Rodriguez, Starlin	.241	18	54	10	13	2	0	2	4	2	0	15	1	1	.276	.389	.665	1	1	1	1	2
Scruggs, Xavier	.224	22	76	10	17	3	0	7	17	11	0	33	1	1	.330	.539	.869	0	0	1	2	3
Swauger, Chris	.272	24	81	11	22	3	0	4	20	7	1	21	1	1	.333	.457	.790	1	0	1	1	0
Tarantella, Travis	.111	6	18	1	2	1	0	0	1	0	0	5	0	0	.105	.167	.272	1	0	0	0	2
Team Total	.247	25	773	104	191	36	6	24	96	81	2	191	14	9	.323	.402	.725	4	8	7	24	23

2014 CARDINALS

2013 REVIEW

HISTORY

MINOR LEAGUES

TEXAS LEAGUE

MISC.

PITCHERS	W-L	ERA	G	GS	CG	SHO	SV	SVO	IP	H	R	ER	HR	HB	BB	IBB	SO	BK	WP	GO/AO	DP	WHIP	AVG
Blair, Seth	0-3	8.84	4	4	0	0	0	0	18.1	24	20	18	2	2	11	1	12	0	2	1.29	0	1.91	.329
Blazek, Michael	0-0	1.00	9	0	0	0	4	4	9.0	6	3	1	0	0	6	0	9	0	0	0.64	0	1.33	.182
Butler, Keith	0-0	0.00	4	0	0	0	3	3	4.0	0	0	0	0	0	1	0	9	0	0	1.00	0	0.25	.000
Castillo, Richard	1-3	3.67	5	5	0	0	0	0	27.0	27	12	11	2	2	8	1	17	1	4	0.97	3	1.30	.270
Delgado, Ramon	1-0	4.97	9	0	0	0	0	0	12.2	11	7	7	0	0	3	0	14	0	0	1.75	1	1.11	.234
Ferrara, Anthony	2-2	3.00	5	3	0	0	0	0	18.0	19	7	6	3	1	6	0	19	0	0	0.52	1	1.39	.260
Hooker, Deryk	1-0	3.86	9	0	0	0	1	1	11.2	9	5	5	0	0	2	0	14	0	1	0.91	1	0.94	.205
Kiekhefer, Dean	0-1	4.97	7	0	0	0	0	0	12.2	15	7	7	1	0	0	0	8	0	0	1.33	0	1.18	.294
Martinez, Carlos	1-0	2.31	3	3	0	0	0	0	11.2	11	3	3	1	1	1	0	9	0	0	1.89	1	1.03	.239
McGregor, Scott	3-1	2.86	5	5	0	0	0	0	28.1	28	10	9	2	1	7	0	27	0	0	2.11	2	1.24	.257
Siegrist, Kevin	1-1	4.09	7	0	0	0	1	1	11.0	6	5	5	2	0	3	0	21	0	0	0.57	1	0.82	.158
Thomas, Kevin	0-0	3.86	7	0	0	0	0	1	9.1	8	4	4	2	0	5	0	12	0	1	0.88	1	1.39	.229
Whiting, Boone	2-2	3.80	5	5	0	0	0	0	23.2	24	14	10	2	2	7	0	27	0	2	1.05	0	1.31	.255
Wright, Justin	0-0	4.22	7	0	0	0	0	0	10.2	9	6	5	2	0	4	0	11	0	0	0.90	2	1.22	.231
Team Total	12-13	3.85	25	25	0	2	9	10	208.0	197	103	89	19	9	64	2	209	1	10	1.12	13	1.25	.248

APRIL

2013 CARDINALS MONTH-BY-MONTH

MAY

PLAYER	AVG	G	AB	R	H	2B	3B	HR	RBI	BB	IBB	SO	SB	CS	OBP	SLG	OPS	SF	SAC	HBP	DP	E
Adams, Matt	.250	3	12	1	3	1	0	0	2	0	0	4	0	0	.250	.333	.583	0	0	0	1	0
Albitz, Vance	.313	5	16	2	5	2	0	0	3	1	0	2	1	0	.353	.438	.790	0	1	0	0	0
Castillo, Juan	.000	1	1	0	0	0	0	0	0	0	0	0	0	0	.000	.000	.000	0	0	0	0	0
Gotay, Ruben	.296	25	98	17	29	9	0	3	18	14	1	19	2	0	.381	.480	.860	1	0	0	5	3
Lemmerman, Jake	.257	21	74	13	19	6	0	3	15	14	0	26	3	0	.375	.459	.834	0	1	0	2	2
Mateo, Luis	.230	19	61	8	14	0	0	2	7	2	0	10	2	1	.262	.328	.589	1	1	1	2	0
Melker, Adam	.304	17	56	13	17	3	1	5	10	6	1	10	0	1	.375	.661	1.036	1	0	1	1	0
O'Neill, Mike	.323	25	93	15	30	3	1	1	9	17	0	9	5	2	.423	.409	.832	1	1	0	1	0
Perez, Audry	.219	18	73	7	16	4	0	2	6	0	0	15	0	0	.250	.356	.606	0	0	3	3	1
Pham, Thomas	.288	16	59	12	17	2	1	1	12	8	0	13	2	1	.394	.407	.801	1	0	3	1	0
Pritchard, Neal	.000	1	1	0	0	0	0	0	0	0	0	0	0	0	.000	.000	.000	0	0	0	0	0
Rahmatulla, Tyler	.000	6	7	0	0	0	0	0	0	5	0	2	1	0	.417	.000	.417	0	0	0	1	0
Ramsey, James	.227	22	75	13	17	2	0	1	3	19	0	23	4	0	.383	.293	.676	0	2	0	1	1
Rodriguez, Starlin	.241	22	83	8	20	6	0	3	18	4	0	23	0	1	.300	.422	.722	0	1	3	3	4
Scruggs, Xavier	.286	26	77	18	22	5	0	7	25	18	0	29	1	1	.434	.623	1.058	1	0	3	1	2
Stanley, Cody	.167	8	24	3	4	0	0	0	2	2	0	5	1	0	.214	.167	.381	2	0	0	2	0
Swauger, Chris	.286	23	91	10	26	4	0	1	7	4	0	21	4	0	.313	.363	.675	1	0	0	4	0
Tartamella, Travis	.000	2	5	1	0	0	0	0	0	1	0	1	0	0	.167	.000	.167	0	0	0	0	0
Team Total	.263	27	920	##	242	48	3	29	138	117	2	219	26	7	.352	.416	.768	9	9	14	28	16

PITCHERS	W-L	ERA	G	GS	CG	SHO	SV	SVO	IP	H	R	ER	HR	HB	BB	IBB	SO	BK	WP	GO/AO	DP	WHIP	AVG
Blair, Seth	2-2	4.55	5	5	0	0	0	0	27.2	35	14	14	7	0	4	1	27	0	0	1.55	1	1.41	.315
Blazek, Michael	0-0	0.84	8	0	0	0	3	3	10.2	5	1	1	0	0	4	1	16	0	0	1.29	0	0.84	.135
Butler, Keith	0-0	0.93	9	0	0	0	4	5	9.2	8	1	1	1	0	1	0	12	0	0	1.67	1	0.93	.222
Castillo, Richard	3-0	2.92	4	4	0	0	0	0	24.2	22	9	8	4	0	7	0	10	0	0	1.68	5	1.18	.244
Cooney, Tim	2-2	3.86	4	4	0	0	0	0	23.1	20	10	10	2	2	5	0	26	0	1	0.72	0	1.07	.230
Delgado, Ramon	0-0	0.75	7	0	0	0	0	0	12.0	11	1	1	0	1	1	0	7	0	0	2.38	1	1.00	.244
Ferrara, Anthony	2-1	8.53	5	5	0	0	0	0	25.1	28	24	24	6	4	13	0	16	0	3	1.20	5	1.62	.286
Gorgen, Scott	0-1	12.27	1	0	0	0	0	0	3.2	4	5	5	2	2	0	0	2	0	0	0.29	0	1.09	.308
Greenwood, Nick	1-2	5.82	7	3	0	0	0	0	17.0	24	15	11	1	2	6	1	9	0	1	4.86	4	1.76	.329
Hooker, Deryk	0-1	1.72	11	0	0	0	0	0	15.2	9	3	3	0	2	4	0	18	0	1	2.25	1	0.83	.170
McGregor, Scott	1-0	1.83	3	3	0	0	0	0	19.2	14	4	4	3	1	4	0	21	0	1	2.00	1	0.92	.197
Sherriff, Ryan	1-1	5.00	2	2	0	0	0	0	9.0	13	5	5	0	1	5	0	7	0	1	1.25	0	2.00	.351
Siegnist, Kevin	0-0	0.00	6	0	0	0	0	0	9.0	2	0	0	0	1	4	0	14	0	1	1.00	0	0.67	.071
Stoppelman, Lee	0-0	0.00	3	0	0	0	0	0	4.1	0	0	0	0	0	1	0	6	0	1	0.75	0	0.23	.000
Thomas, Kevin	1-2	3.75	8	0	0	0	0	0	12.0	13	5	5	1	0	4	0	18	0	1	1.71	0	1.42	.265
Whiting, Boone	1-0	0.00	1	1	0	0	0	0	7.0	4	0	0	0	1	0	0	7	0	1	0.44	1	0.57	.167
Wright, Justin	0-0	2.53	9	0	0	0	0	0	10.2	12	3	3	0	0	3	0	14	0	0	0.82	0	1.41	.261
Wyatt, Heath	0-0	7.71	2	0	0	0	0	0	2.1	6	2	2	1	0	0	0	1	0	1	1.00	0	2.57	.462
Team Total	14-13	3.60	27	27	0	3	7	8	247.2	233	104	99	29	17	69	4	235	0	13	1.41	20	1.22	.248

FRONT OFFICE

2014 CARDINALS

2013 REVIEW

HISTORY

MINOR LEAGUES

TEXAS LEAGUE

MISC.

2013 CARDINALS MONTH-BY-MONTH

JUNE

PLAYER	AVG	G	AB	R	H	2B	3B	HR	RBI	BB	IBB	SO	SB	CS	OBP	SLG	OPS	SF	SAC	HBP	DP	E
Albitz, Vance	.200	14	35	3	7	0	0	0	3	3	0	4	0	0	.282	.200	.482	0	1	1	0	0
Golay, Ruben	.303	27	99	13	30	5	0	5	22	12	1	16	1	2	.372	.505	.877	2	0	0	4	4
Lemmerman, Jake	.208	22	77	9	16	4	1	0	5	10	0	17	1	0	.307	.286	.593	0	0	1	4	6
Longmire, Nick	.125	2	8	1	1	0	0	0	0	2	0	5	0	0	.300	.125	.425	0	0	0	0	0
Mateo, Luis	.275	25	80	9	22	3	0	0	5	0	0	9	2	2	.293	.313	.605	0	2	2	1	1
Melker, Adam	.161	22	56	3	9	2	0	0	2	3	1	12	1	1	.200	.196	.396	1	2	0	0	0
O'Neill, Mike	.321	22	84	16	27	5	0	1	8	12	0	5	2	2	.402	.417	.819	1	0	0	2	2
Perez, Audry	.203	19	69	3	14	4	0	1	8	1	0	13	0	1	.214	.304	.519	0	0	0	5	3
Pham, Thomas	.235	5	17	1	4	0	0	0	1	4	0	7	1	1	.381	.235	.616	0	0	0	0	0
Piscotty, Stephen	.261	6	23	2	6	1	0	1	1	2	0	1	0	0	.320	.435	.755	0	0	0	0	0
Rahmatulla, Tyler	.111	4	9	0	1	0	0	0	1	1	0	0	0	0	.273	.111	.384	0	0	1	1	0
Ramsey, James	.271	22	85	13	23	3	1	5	10	8	0	23	1	2	.330	.506	.836	1	2	0	1	1
Rodriguez, Starlin	.333	7	15	1	5	0	0	0	0	0	0	1	1	0	.375	.333	.708	0	0	1	0	0
Scruggs, Xavier	.225	27	89	10	20	4	0	5	11	18	2	34	3	4	.352	.438	.790	1	1	0	1	2
Stanley, Cody	.356	16	59	9	21	3	0	3	11	0	0	9	0	0	.367	.559	.926	0	0	1	0	0
Swauger, Chris	.303	18	66	10	20	2	1	3	10	3	0	11	0	2	.338	.500	.838	1	0	1	3	0
Team Total	.260	27	886	104	230	36	3	24	99	79	4	170	13	17	.323	.388	.712	7	10	8	22	23

PITCHERS	W-L	ERA	G	GS	CG	SHO	SV	SVO	IP	H	R	ER	HR	HB	BB	IBB	SO	BK	WP	GO/AO	DP	WHIP	AVG
Almarante, Jose	1-0	3.46	8	0	0	0	0	0	13.0	11	7	5	0	0	2	0	9	0	2	1.14	1	1.00	.224
Baker, Corey	0-1	6.23	2	1	0	0	0	0	8.2	11	7	6	4	0	2	1	4	0	0	1.22	1	1.50	.324
Blair, Seth	1-1	2.93	5	4	0	0	0	0	27.2	29	14	9	2	4	7	1	22	0	1	0.61	1	1.30	.276
Castillo, Richard	1-1	9.64	2	2	0	0	0	0	9.1	13	10	10	2	1	5	0	5	0	3	1.67	0	1.93	.310
Cooney, Tim	1-3	5.14	5	5	0	0	0	0	28.0	40	17	16	2	2	5	0	26	1	3	1.13	2	1.61	.357
Cornelius, Jonathan	0-2	4.82	7	3	0	0	1	1	18.2	20	12	10	2	2	11	0	18	1	3	0.84	2	1.66	.278
Ferrara, Anthony	1-0	4.13	5	4	0	0	0	0	24.0	22	11	11	3	1	12	0	20	0	1	1.13	1	1.42	.239
Greenwood, Nick	2-2	2.66	4	4	1	0	0	0	23.2	26	10	7	2	0	5	0	13	0	1	1.33	1	1.31	.280
Hooker, Deryk	0-2	4.09	10	0	0	0	4	6	11.0	11	5	5	2	0	1	0	14	0	0	1.11	0	1.09	.250
Miller, Travis	0-0	0.00	1	0	0	0	0	0	2.1	1	1	0	0	0	1	0	2	0	1	6.00	0	0.86	.111
Sherriff, Ryan	1-0	2.50	3	3	0	0	0	0	18.0	21	5	5	0	0	4	1	11	0	1	0.82	1	1.39	.300
Stoppelman, Lee	0-0	1.74	11	0	0	0	1	2	10.1	3	2	2	1	1	7	1	11	0	0	1.00	0	0.97	.091
Thomas, Kevin	3-1	2.92	11	0	0	0	0	1	12.1	11	4	4	1	1	3	0	17	0	0	1.13	1	1.14	.244
Westbrook, Jake	0-0	2.45	1	1	0	0	0	0	3.2	6	1	1	0	0	0	0	5	0	1	4.00	1	1.64	.375
Wright, Justin	0-1	6.30	11	0	0	0	0	0	10.0	17	10	7	1	0	6	1	12	0	0	2.33	0	2.30	.370
Wyatt, Heath	1-1	3.55	11	0	0	0	0	0	12.2	11	5	5	0	1	1	0	11	0	1	1.45	0	0.95	.224
Team Total	12-15	3.97	27	27	1	3	5	10	233.1	253	121	103	22	13	72	5	200	2	18	1.12	12	1.39	.278

FRONT OFFICE

2014 CARDINALS

2013 REVIEW

HISTORY

MINOR LEAGUES

TEXAS LEAGUE

MISC.

2013 CARDINALS MONTH-BY-MONTH

JULY

PLAYER	AVG	G	AB	R	H	2B	3B	HR	RBI	BB	IBB	SO	SB	CS	OBP	SLG	OPS	SF	SAC	HBP	DP	E
Albitz, Vance	.224	14	49	3	11	1	0	1	6	0	0	8	0	0	.235	.306	.541	1	2	1	2	0
Golay, Ruben	.231	27	104	14	24	4	0	4	16	14	1	22	2	1	.317	.385	.701	2	0	0	5	3
Lemmerman, Jake	.231	23	65	12	15	4	0	2	9	15	0	18	2	0	.378	.385	.763	1	1	1	3	6
Mateo, Luis	.240	21	75	13	18	3	0	3	9	4	1	17	2	1	.278	.400	.678	0	2	0	1	1
Melker, Adam	.373	21	59	11	22	4	0	1	10	8	0	10	3	1	.441	.492	.933	1	0	0	0	0
O'Neill, Mike	.308	27	104	17	32	2	1	0	15	21	0	8	8	0	.424	.346	.770	0	1	0	4	0
Perez, Audry	.500	4	14	3	7	1	0	2	7	2	1	4	0	0	.563	1.000	1.563	0	0	0	0	1
Piscotty, Stephen	.216	14	51	3	11	1	0	2	5	5	0	6	1	1	.281	.353	.634	1	0	0	4	0
Rahmatulla, Tyler	.200	10	15	4	3	1	0	0	0	4	0	6	0	0	.400	.267	.667	0	0	1	0	0
Ramsey, James	.243	28	107	19	26	4	1	8	22	17	0	38	2	1	.346	.523	.870	2	0	1	4	1
Rasmus, Casey	.400	4	15	4	6	0	0	0	3	0	0	2	4	0	.400	.400	.800	0	1	0	0	0
Scruggs, Xavier	.240	28	96	14	23	3	0	4	10	18	0	40	2	1	.376	.396	.772	0	0	3	1	2
Stanley, Cody	.189	26	95	12	18	2	0	1	10	9	0	22	0	0	.260	.242	.502	0	1	0	1	0
Swauger, Chris	.167	12	48	3	8	1	1	0	2	3	0	17	1	1	.231	.229	.460	0	0	1	2	1
Walsh, Colin	.278	10	36	3	10	2	0	0	2	7	0	5	1	0	.395	.333	.729	0	0	0	0	3
Team Total	.249	29	950	135	237	33	3	28	126	128	3	233	28	7	.341	.379	.720	8	14	8	28	24

PITCHERS	W-L	ERA	G	GS	CG	SHO	SV	SVO	IP	H	R	ER	HR	HB	BB	IBB	SO	BK	WP	GO/AB	DP	WHIP	AVG
Almarante, Jose	0-1	1.17	10	0	0	0	0	0	15.1	9	6	2	1	2	4	0	15	0	1	3.00	3	0.85	.180
Baker, Corey	0-0	7.20	5	0	0	0	0	0	10.0	12	10	8	2	1	5	0	2	0	1	1.36	0	1.70	.308
Blair, Seth	0-3	4.11	6	5	0	0	0	0	35.0	32	17	16	2	2	16	0	41	1	2	0.76	2	1.37	.254
Carpenter, Chris	0-1	6.75	1	1	0	0	0	0	2.2	6	3	2	1	0	2	0	5	0	0	3.00	0	3.00	.400
Castillo, Richard	2-3	4.21	6	6	0	0	0	0	36.1	36	20	17	6	2	11	0	20	1	2	1.80	4	1.29	.261
Cooney, Tim	3-1	3.10	5	5	0	0	0	0	29.0	34	10	10	2	2	4	0	34	1	2	0.79	2	1.31	.291
Cornelius, Jonathan	3-3	5.91	6	6	0	0	0	0	35.0	42	23	23	6	4	9	0	20	0	0	1.00	5	1.46	.311
Ferrara, Anthony	0-1	12.71	3	3	0	0	0	0	5.2	3	8	8	0	1	9	0	7	0	1	0.50	0	2.12	.158
Hooker, Deryk	0-1	6.23	9	0	0	0	3	4	8.2	9	6	6	2	0	3	1	15	0	2	1.50	0	1.38	.265
Miranda, Danny	0-0	0.00	4	0	0	0	0	0	6.0	5	0	0	0	1	0	0	6	0	0	1.60	0	0.83	.208
Petrick, Zach	2-0	3.06	3	3	0	0	0	0	17.2	15	6	6	0	0	4	0	20	0	2	1.00	1	1.08	.231
Russell, Zach	0-0	0.00	1	0	0	0	0	0	1.0	1	1	0	0	0	0	0	1	0	0	3.00	0	1.00	.200
Stoppelman, Lee	2-1	1.50	12	0	0	0	1	1	12.0	11	2	2	1	0	4	0	13	0	0	1.57	3	1.25	.268
Thomas, Kevin	1-0	1.69	11	0	0	0	1	2	16.0	11	4	3	0	0	3	0	17	0	4	1.80	2	0.88	.196
Wright, Justin	0-0	1.54	10	0	0	0	0	0	11.2	8	2	2	1	0	6	0	15	0	0	2.17	4	1.20	.190
Wyatt, Heath	1-0	2.25	11	0	0	0	0	1	16.0	14	4	4	3	1	2	0	16	0	0	3.29	1	1.00	.233
Team Total	14-15	3.77	29	29	0	1	5	8	258.0	248	122	108	27	16	82	1	247	3	17	1.33	27	1.28	.257

FRONT OFFICE

2014 CARDINALS

2013 REVIEW

HISTORY

MINOR LEAGUES

TEXAS LEAGUE

MISC.

2013 CARDINALS MONTH-BY-MONTH

AUGUST

PLAYER	AVG	G	AB	R	H	2B	3B	HR	RBI	BB	IBB	SO	SB	CS	OBP	SLG	OPS	SF	SAC	HBP	DP	E
Albitz, Vance	.250	7	20	4	5	1	0	1	2	1	0	1	2	0	.304	.450	.754	1	1	1	3	3
Gotay, Ruben	.286	28	105	15	30	3	0	4	16	18	0	21	6	3	.387	.429	.816	1	0	0	2	4
Lemmerman, Jake	.167	9	18	1	3	0	0	0	0	6	1	8	4	0	.400	.167	.567	0	0	1	1	3
Mateo, Luis	.239	28	109	17	26	6	0	0	9	8	0	13	8	2	.291	.294	.584	0	1	0	4	3
Melker, Adam	.258	22	86	8	17	3	0	0	4	5	1	19	2	3	.319	.303	.622	0	1	1	2	1
Piscotty, Stephen	.330	27	103	11	34	6	0	3	17	12	1	12	6	1	.405	.476	.881	0	1	1	8	1
Rahmatulla, Tyler	.000	3	9	0	0	0	0	0	0	0	0	3	0	0	.000	.000	.000	0	0	0	0	1
Ramsey, James	.263	21	80	16	21	2	0	1	9	9	0	24	1	1	.368	.325	.693	1	2	5	1	1
Rasmus, Casey	.241	10	29	3	7	0	0	0	1	2	0	5	3	0	.290	.241	.532	0	1	0	0	2
Robinson, Shane	.200	3	10	0	2	0	0	0	0	2	0	1	0	0	.333	.200	.533	0	0	0	0	0
Rodriguez, Starlin	.278	28	90	6	25	4	2	1	14	8	0	20	5	0	.337	.400	.737	2	1	1	0	4
Scroggs, Xavier	.265	28	102	13	27	3	1	4	15	17	0	38	4	0	.392	.431	.823	1	0	5	0	5
Stanley, Cody	.264	24	91	7	24	4	0	1	11	4	1	17	3	0	.302	.341	.643	0	1	1	2	0
Walsh, Colin	.184	20	76	12	14	3	0	2	4	9	0	18	2	0	.271	.303	.573	0	0	0	1	7
Williams, Matt	.091	7	22	1	2	0	0	0	1	1	0	2	1	0	.125	.091	.216	1	1	0	0	0
Team Total	.253	28	938	116	237	35	3	17	103	103	4	206	47	10	.335	.351	.685	7	12	16	24	39

PITCHERS	W-L	ERA	G	GS	CG	SHO	SV	SVO	IP	H	R	ER	HR	HB	BB	IBB	SO	BK	WP	GO/AO	DP	WHIP	AVG
Almarante, Jose	1-1	4.09	9	0	0	0	3	5	11.0	9	6	5	0	0	5	2	7	0	2	1.25	0	1.27	.214
Blair, Seth	0-0	6.86	4	4	0	0	0	0	21.0	29	18	16	5	1	10	0	15	1	3	0.92	1	1.86	.341
Castillo, Richard	0-2	6.04	4	4	0	0	0	0	22.1	25	18	15	3	2	8	1	18	0	1	1.45	1	1.48	.278
Cooney, Tim	1-3	3.90	5	5	0	0	0	0	30.0	31	19	13	2	0	4	1	31	1	0	1.23	1	1.17	.261
Cornelius, Jonathan	3-1	2.16	5	5	0	0	0	0	25.0	22	11	6	1	2	9	0	28	0	0	1.40	1	1.24	.229
Ferrara, Anthony	2-2	5.26	5	5	0	0	0	0	25.2	22	16	15	4	1	14	0	23	0	1	0.70	2	1.40	.229
Kiekhefer, Dean	0-1	0.00	3	0	0	0	0	1	2.2	4	2	0	0	0	1	0	2	0	0	2.50	0	1.88	.308
Miranda, Danny	0-1	8.62	12	0	0	0	0	1	15.2	23	16	15	2	2	6	0	10	0	0	1.12	1	1.85	.333
Petrick, Zach	1-3	4.74	5	5	0	0	0	0	24.2	25	14	13	2	0	11	0	21	0	1	0.76	1	1.46	.260
Russell, Zach	0-1	5.84	8	0	0	0	0	0	12.1	9	12	8	2	1	8	0	14	0	1	2.13	0	1.38	.196
Stoppelman, Lee	1-0	1.35	11	0	0	0	4	4	13.1	6	2	2	1	1	2	0	20	0	0	0.67	0	0.60	.130
Thomas, Kevin	1-1	0.90	9	0	0	0	0	0	10.0	6	1	1	0	0	2	0	11	0	1	0.80	0	0.80	.176
Wright, Justin	1-0	10.20	12	0	0	0	0	0	15.0	23	17	17	2	3	5	0	11	0	0	1.00	1	1.87	.348
Wyatt, Heath	1-0	3.60	11	0	0	0	0	0	15.0	15	7	6	1	1	7	0	8	0	2	2.50	2	1.47	.268
Team Total	12-16	4.84	28	28	0	1	7	11	245.1	250	159	132	25	15	92	4	219	2	12	1.12	11	1.39	.260

2013 CARDINALS MONTH-BY-MONTH

PLAYER	AVG	G	AB	R	H	2B	3B	HR	RBI	BB	IBB	SO	SB	CS	OBP	SLG	OPS	SF	SAC	HBP	DP	E
Gotay, Ruben	.333	2	6	2	2	1	0	0	0	2	0	0	1	0	.500	.500	1.000	0	0	0	0	0
Lemmerman, Jake	.000	1	1	0	0	0	0	0	0	0	0	0	0	0	.000	.000	.000	0	0	0	0	0
Mateo, Luis	.000	2	8	0	0	0	0	0	0	1	0	3	0	1	.111	.000	.111	0	0	0	0	0
Melker, Adam	.333	2	6	0	2	2	0	0	1	0	0	1	1	0	.500	.667	1.167	0	0	2	1	0
Piscotty, Stephen	.571	2	7	1	4	1	0	0	1	0	0	0	0	1	.500	.714	1.214	1	0	0	0	0
Rahmatulla, Tyler	.000	1	1	0	0	0	0	0	0	0	0	0	0	0	.000	.000	.000	0	0	0	0	0
Rasmus, Casey	.250	1	4	0	1	1	0	0	0	0	0	0	0	0	.250	.500	.750	0	0	0	0	0
Rodriguez, Starlin	.000	2	6	0	0	0	0	0	0	0	0	3	1	0	.143	.000	.143	0	0	1	0	1
Scruggs, Xavier	.250	2	8	2	2	0	0	2	3	0	0	3	0	0	.250	1.000	1.250	0	0	0	0	0
Stanley, Cody	.333	1	3	0	1	1	0	0	0	1	0	1	0	0	.500	.667	1.167	0	0	0	0	0
Walsh, Colin	.333	2	6	0	2	0	0	0	0	0	0	1	0	0	.333	.333	.667	0	0	0	0	0
Williams, Matt	.167	2	6	0	1	0	0	0	0	0	0	1	0	0	.167	.167	.333	0	0	0	0	0
Team Total	.231	2	65	5	15	6	0	2	5	4	0	15	3	2	.301	.415	.717	1	0	3	1	1

PITCHERS	W-L	ERA	G	GS	CG	SHO	SV	SVO	IP	H	R	ER	HR	HB	BB	IBB	SO	BK	WP	GO/AO	DP	WHIP	AVG
Baker, Corey	0-0	0.00	1	0	0	0	0	0	1.0	1	0	0	0	0	0	0	1	0	0	1.00	0	1.00	.250
Cooney, Tim	0-1	1.13	1	1	0	0	0	0	8.0	7	2	1	0	0	0	0	8	0	0	2.75	0	0.88	.233
Kiekhefer, Dean	0-0	0.00	1	0	0	0	0	0	1.0	1	0	0	0	0	0	0	0	0	0	0.50	0	1.00	.250
Petrick, Zach	0-0	3.60	1	1	0	0	0	0	5.0	4	2	2	1	2	0	0	3	0	0	0.67	0	0.80	.235
Russell, Zach	0-1	45.00	1	0	0	0	0	0	1.0	6	5	5	0	0	0	0	0	0	0	2.00	0	6.00	.750
Wright, Justin	0-0	9.00	1	0	0	0	0	0	1.0	2	1	1	0	0	1	0	1	0	0	2.00	0	3.00	.333
Wyatt, Heath	0-0	0.00	1	0	0	0	0	0	1.0	0	0	0	0	0	0	0	2	0	0	1.00	0	0.00	.000
Team Total	0-2	4.50	2	2	0	0	0	0	18.0	21	10	9	1	2	1	0	15	0	0	1.57	0	1.22	.292

SEPTEMBER

FRONT OFFICE

2014 CARDINALS

2013 REVIEW

HISTORY

MINOR LEAGUES

TEXAS LEAGUE

MISC.

2013 CARDINALS VS. OPPONENTS

TEXAS LEAGUE NORTH

	Home		Road		Totals		Series		
	W	L	W	L	W	L	W	L	T
Arkansas	8	8	7	9	15	17	2	2	4
Tulsa	7	5	6	8	13	13	4	4	0
NW Arkansas	7	9	7	9	14	18	1	2	5
TOTALS	22	22	20	26	42	48	7	8	9

TEXAS LEAGUE SOUTH

	Home		Road		Totals		Series		
	W	L	W	L	W	L	W	L	T
Corpus Christi	3	3	2	4	5	7	1	3	0
Frisco	4	2	3	3	7	5	2	2	0
Midland	2	4	4	2	6	6	2	2	0
San Antonio	3	3	1	5	4	8	1	3	0
TOTALS	12	12	10	14	22	26	6	10	0

2013 CARDINALS RECORD WHEN

At home.	34-34	Leading after 6 innings.	51-9	By Day	
On the road.	30-40	Tied after 6 innings.	7-5	Monday.	7-9
		Trailing after 6 innings.	6-60	Tuesday.	8-8
Day games.	13-8			Wednesday.	9-9
Night games.	51-66	Leading after 7 innings.	51-5	Thursday.	7-14
		Tied after 7 innings.	7-5	Friday.	12-9
Extra innings.	4-3	Trailing after 7 innings.	6-64	Saturday.	9-14
Shutouts.	10-10			Sunday.	13-9
In one run games.	17-23	Leading after 8 innings.	46-3	By Month	
Scoring 4 or more.	45-28	Tied after 8 innings.	9-4	April.	12-13
Scoring 3 or less.	19-46	Trailing after 8 innings.	2-60	May.	14-13
				June.	12-15
Cardinals score first.	42-19	First game of series.	19-21	July.	14-15
Opponent scores first.	22-55	Last game of series.	19-21	August/September.	12-18
Out-hit opponents.	42-12	First game of homestand.	8-4	By Series	
Out-hit by opponents.	16-57	Last game of homestand.	7-5	Won.	13
		First game of road trip.	5-7	Lost.	18
When hitting a HR.	43-31	Last game of road trip.	7-5	Split.	9
Solo HRs.	71	After scheduled off-days.	4-5	Swept opponent.	3
2-R HRs.	37	Errorless games.	39-22	Swept by opponent.	8
3-R HRs.	12				
Grand Slams.	4	Weather Postponed Games.	9		
		Doubleheader.	7-7		

2013 FINAL ATTENDANCE

	Total	Average	Home Record
Frisco RoughRiders	479,873	7,057	36-34
Tulsa Drillers	393,600	5,704	37-33
Corpus Christi Hooks	379,395	5,498	43-27
Springfield Cardinals	338,345	5,205	34-34
Northwest Arkansas Naturals	318,592	4,685	34-36
Midland RockHounds	317,233	4,598	31-39
Arkansas Travelers	293,749	4,519	39-30
San Antonio Missions	294,346	4,329	44-26

2013 CARDINALS HIGHS AND LOWS

TEAM BATTING

Most Runs - Inning - Cards	.8	*2nd inn., 7/6 vs. San Antonio
Most Runs - Inning - Opponents	.11	5th inn., 4/14 vs. San Antonio
Most Runs - Game - Cards	15	*5/31 @ Midland
Most Runs - Game - Opponents	21	.8/20 vs. NW Arkansas
Most Runs - Game - Both Clubs	27	.8/20 vs. NW Arkansas
Most Hits - Game - Cards	17	*7/23 vs. Tulsa
Most Hits - Game - Opponents	20	6/20 vs. Arkansas
Fewest Hits - Game - Cards	.1	5/23 vs. Frisco
Most Home Runs - Game - Cards	4	4/29 vs. Arkansas
Most Home Runs - Game - Opponents	4	*8/20 vs. NW Arkansas

TEAM PITCHING

Most Strikeouts - Game - Cards	14	*7/28 vs. NW Arkansas
Most Strikeouts - Game - Opponents	18	7/25 vs. NW Arkansas
Fewest Strikeouts - Game - Cards	2	*8/1 vs. Arkansas
Fewest Strikeouts - Game - Opponents	0	.6/6 vs. Arkansas
Most Walks - Game - Cards	11	..7/28 vs. NW Arkansas
Most Walks - Game - Opponents	11	.5/12 vs. NW Arkansas
Fewest Walks - Game - Cards	0	*9/1 vs. Tulsa
Fewest Walks - Game - Opponents	0	*7/17 vs. Arkansas
Fewest Hits Allowed	1	*8/3 @ Arkansas

TEAM MISCELLANEOUS

Largest Crowd - Home	11,818	.7/4 vs. Corpus Christi
Largest Crowd - Road	9,132	.8/3 @ Arkansas
Longest Game - Innings	20	5/11 vs. NW Arkansas
Longest Game - Time (Overall)	5:38	5/11 vs. NW Arkansas
Longest Game - Time (9-inning game)	3:59	8/17 @ Midland
Largest Margin of Victory	13	Gm1, 4/28 vs. Arkansas
Largest Margin of Defeat	15	.8/20 vs. NW Arkansas
Most Left On Base	16	5/11 vs. NW Arkansas
Most Errors Defensively	4	*8/2 @ Arkansas
Longest Winning Streak	7	8/3 - 8/10
Longest Losing Streak	9	8/25 - 9/2

INDIVIDUAL BATTING

Longest Hitting Streak (Games)	10, Gotay	6/13 - 6/23
Most Runs - Game	4, O'Neill and Ramsey	..6/14 @ NWA and 7/7 vs. SA, 7/23 vs. TUL
Most Hits - Game	4, O'Neill and Gotay	3 times and 8/17 @ Midland
Most Doubles - Game	2, Multiple	Multiple
Most Triples - Game	1, Multiple	Multiple
Most Home Runs - Game	2, 6x Last by Scroggs	9/2 vs. Tulsa
Most RBI - Game	6, 2x, Last by Gotay	7/23 vs. Tulsa
Most Stolen Bases - Game	2, Multiple	Multiple

INDIVIDUAL PITCHING

Most Strikeouts - Game (Starter)	11, Blair	7/25 vs. NW Arkansas
Most Walks - Game (Starter)	7, Ferrara	7/28 vs. NW Arkansas
Most IP - Game (Starter)	8.0, Castillo and Cooney	7/1 @ San Antonio and 8/8 @ Frisco
Most IP - Game (Reliever)	3.1, Wright and Delgado	4/14 vs. SA and 4/30 @ NWA

*Occured more than once - most recent time listed

Bold - Indicates Franchise Record

Italics - Indicates Tied Franchise Record

FRONT OFFICE

2014 CARDINALS

2013 REVIEW

HISTORY

MINOR LEAGUES

TEXAS LEAGUE

MISC.

2013 CARDINALS TRANSACTIONS

FRONT OFFICE

2014 CARDINALS

2013 REVIEW

HISTORY

MINOR LEAGUES

TEXAS LEAGUE

MISC.

FIRST HALF

April 4: RHP Chris Corrigan placed on DL
April 4: RHP Scott Gorgen placed on DL
April 4: RHP Jordan Swagerty placed on DL
April 4: RHP Carlos Martinez placed on TI
April 9: INF Luis Mateo placed on DL
April 9: INF Vance Albitz received from Memphis
April 15: RHP Keith Butler sent to Memphis
April 18: RHP Carlos Martinez activated
April 21: RHP Scott Gorgen activated, sent to PB
April 22: C Travis Tartamella sent to Memphis
April 22: C Juan Castillo received from Palm Beach
April 22: RHP Chris Corrigan activated, sent to PB
May 3: 1B Matt Adams received from STL (R)
May 3: RHP Carlos Martinez sent to St. Louis
May 5: LHP Nick Greenwood received from Memphis
May 5: RHP Keith Butler received from Memphis
May 5: INF Luis Mateo activated
May 5: OF James Ramsey received from Palm Beach
May 5: INF Neal Pritchard released by St. Louis
May 5: OF Adam Melker placed on DL
May 5: LHP Dean Kiekhefer sent to Palm Beach
May 7: C Travis Tartamella received from Memphis
May 7: C Juan Castillo sent to Palm Beach
May 11: C Travis Tartamella sent to Memphis
May 11: C Cody Stanley received from Palm Beach
May 12: INF Vance Albitz sent to Memphis
May 12: OF Adam Melker activated from DL
May 13: RHP Boone Whiting sent to Memphis
May 13: LHP Tim Cooney received from Palm Beach
May 14: OF Tommy Pham placed on DL
May 14: INF Tyler Rahmatulla received from PB
May 22: RHP Scott McGregor sent to Memphis
May 24: RHP Richard Castillo sent to Memphis
May 24: LHP Kevin Siegrist sent to Memphis
May 24: LHP Ryan Sherriff received from Palm Beach
May 24: OF Tommy Pham activated from DL
May 25: LHP Lee Stoppelman received from PB
May 26: RHP Michael Blazek sent to St. Louis
May 26: RHP Scott Gorgen received from Palm Beach
May 27: RHP Ramon Delgado sent to Memphis
May 27: RHP Heath Wyatt received from Palm Beach
May 29: OF Chris Swauger sent to Memphis
May 31: RHP Keith Butler sent to St. Louis
May 31: RHP Jose Almarante received from PB
June 1: RHP Scott Gorgen released by St. Louis
June 1: LHP Jonathan Cornelius received from PB
June 4: RHP Jake Westbrook received from STL (R)
June 5: OF Tommy Pham placed on DL
June 5: INF Starlin Rodriguez placed on DL
June 5: OF Nick Longmire received from Palm Beach
June 8: RHP Chris Perry received from Ext. Spring
June 9: OF Chris Swauger received from Memphis
June 10: INF Starlin Rodriguez activated from DL
June 10: INF Vance Albitz received from Memphis
June 10: OF Nick Longmire sent to Palm Beach
June 10: RHP Chris Perry sent to State College
June 12: INF Tyler Rahmatulla placed on DL
June 12: RHP Travis Miller received from Palm Beach
June 15: RHP Travis Miller sent to Palm Beach
June 15: RHP Corey Baker received from Palm Beach
June 16: RHP Corey Baker sent to Palm Beach
June 16: RHP Richard Castillo received from Memphis
June 16: OF Adam Melker sent to Palm Beach
June 16: OF Tommy Pham activated from DL

SECOND HALF

June 20: INF Starlin Rodriguez sent to Palm Beach
June 20: OF Adam Melker received from Palm Beach
June 21: OF Tommy Pham sent to Memphis
June 21: LHP Ryan Sherriff sent to Palm Beach
June 21: OF Stephen Piscotty received from PB
June 21: INF Tyler Rahmatulla activated from DL
June 24: RHP Deryk Hooker sent to Memphis
June 26: RHP Corey Baker received from PB
June 27: LHP Nick Greenwood sent to Memphis
June 28: RHP Deryk Hooker received from Memphis
June 29: OF Chris Swauger sent to Memphis
June 29: RHP Jordan Swagerty activated, sent to PB
July 9: C Audry Perez sent to Memphis
July 9: C Casey Rasmus received from PB
July 12: LHP Anthony Ferrara placed on DL
July 13: OF Stephen Piscotty placed on DL
July 14: RHP Zach Petrick received from PB
July 15: OF Chris Swauger received from Memphis
July 15: RHP Chris Carpenter received from STL (R)
July 20: LHP Danny Miranda received from PB
July 22: INF Luis Mateo sent to Memphis
July 22: INF Colin Walsh received from Palm Beach
July 27: OF Chris Swauger sent to Memphis
July 27: OF Stephen Piscotty activated from DL
July 28: LHP Anthony Ferrara activated from DL
July 28: RHP Corey Baker sent to Palm Beach
July 29: INF Tyler Rahmatulla placed on DL
July 29: INF Luis Mateo received from Memphis
July 30: RHP Deryk Hooker sent to Memphis
July 31: RHP Zach Russell received from Peoria
July 31: OF Mike O'Neill sent to Memphis
July 31: OF Starlin Rodriguez received from PB
Aug. 8: RHP Kevin Thomas sent to Memphis
Aug. 9: OF Shane Robinson received from STL (R)
Aug. 12: RHP Kevin Thomas received from Memphis
Aug. 15: INF Jake Lemmerman placed on DL
Aug. 15: INF Tyler Rahmatulla activated from DL
Aug. 20: INF Vance Albitz sent to Memphis
Aug. 20: INF Matt Williams received from PB
Aug. 25: INF Jake Lemmerman activated from DL
Aug. 25: INF Tyler Rahmatulla placed on DL
Aug. 26: RHP Kevin Thomas sent to Memphis
Aug. 26: LHP Dean Kiekhefer received from PB
Aug. 28: RHP Jose Almarante sent to Memphis
Aug. 28: LHP Lee Stoppelman sent to Memphis
Aug. 28: INF Vance Albitz received from Memphis
Aug. 28: RHP Corey Baker received from PB
Aug. 30: RHP Michael Wacha received from STL
Aug. 30: RHP Carlos Martinez received from STL
Aug. 30: RHP Richard Castillo sent to Memphis
Aug. 30: LHP Anthony Ferrara sent to GCL Cards
Aug. 31: OF James Ramsey sent to Memphis
Aug. 31: LHP Tyler Lyons received from St. Louis
Sept. 1: LHP Jonathan Cornelius sent to JC Cards
Sept. 1: INF Tyler Rahmatulla activated from DL
Sept. 2: INF Vance Albitz sent to Memphis

2013 TEXAS LEAGUE STATISTICS

TEAM BATTING

TEAM	AVG	G	AB	R	H	2B	3B	HR	RBI	BB	SO	SB	CS	GIDP	SLG	OBP	LOB
San Antonio	.256	139	4623	562	1183	223	39	85	520	396	1017	171	83	74	.372	.321	919
Corpus Christi	.255	140	4739	657	1210	253	19	158	606	472	1123	85	47	100	.417	.331	981
Midland	.255	140	4767	647	1215	270	42	99	586	534	1063	111	39	91	.391	.335	1046
Springfield	.254	138	4532	607	1152	194	18	124	567	512	1034	131	52	127	.387	.335	934
Arkansas	.250	139	4591	578	1149	228	31	114	530	366	970	106	50	88	.388	.313	876
NW Arkansas	.250	140	4656	583	1164	222	35	120	531	392	1089	118	66	120	.390	.311	847
Frisco	.249	140	4750	569	1183	201	33	115	539	303	906	127	48	100	.378	.300	852
Tulsa	.245	138	4559	549	1116	222	25	115	513	376	1019	115	64	93	.380	.310	875

TEAM PITCHING

TEAM	W-L	ERA	G	CG	SHO	SV	IP	H	R	ER	HR	HB	BB	SO	WP	BK
San Antonio	78-61	3.19	139	1	14	50	1235.0	1113	527	438	93	48	352	1088	62	2
Frisco	70-70	3.58	140	1	8	39	1253.0	1115	578	499	112	53	470	1111	88	13
Tulsa	68-70	3.67	138	1	11	38	1230.1	1161	572	502	129	51	426	943	64	5
Arkansas	73-66	3.76	139	1	13	39	1222.0	1124	566	511	112	69	441	976	88	6
Corpus Christi	83-57	3.84	140	4	14	44	1255.0	1253	603	536	133	61	372	917	58	11
Midland	62-78	3.94	140	1	6	20	1244.2	1237	634	545	102	63	413	987	86	4
Springfield	64-74	4.02	138	1	10	33	1210.1	1202	619	540	123	72	380	1125	70	8
NW Arkansas	59-81	4.19	140	4	9	31	1233.2	1167	653	575	126	78	497	1074	74	13

TEAM FIELDING

TEAM	PCT	G	PO	A	E	TC	DP	PB
Tulsa	.980	138	3691	1571	107	5369	162	21
Frisco	.979	140	3759	1477	110	5346	125	17
Corpus Christi	.978	140	3765	1612	121	5498	156	7
Arkansas	.978	139	3666	1413	115	5194	144	8
Springfield	.976	138	3631	1444	126	5201	110	6
Midland	.974	140	3734	1438	140	5312	107	11
NW Arkansas	.973	140	3701	1374	141	5216	119	14
San Antonio	.972	139	3705	1427	149	5281	97	11

2013 TEXAS LEAGUE BATTING LEADERS

BATTING AVERAGE

.350	Anthony Aliotti	MID
.320	Mike O'Neill	SPR
.316	Reymond Fuentes	SA
.289	Brett Nicholas	FRI
.288	Kyle Parker	TUL

HOME RUNS

31	Matt Fields	NWA
29	Xavier Scruggs	SPR
25	Domingo Santana	CC
24	Kiel Roling	TUL
23	Kyle Parker	TUL

RUNS BATTED IN

91	Brett Nicholas	FRI
89	Ruben Gotay	SPR
87	Matt Fields	NWA
84	Kiel Roling	TUL
83	C.J. Cron	ARK

STOLEN BASES

59	Rico Noel	SA
30	Travis Witherspoon	ARK
29	Reymond Fuentes	SA
28	Ryan Strausborger	FRI
23	George Springer	CC

HITS

146	Brett Nicholas	FRI
142	C.J. Cron	ARK
139	Ruben Gotay	SPR
139	Taylor Lindsey	ARK

RUNS

85	Randal Grichuk	ARK
75	Ruben Gotay	SPR
75	D'Arby Myers	MID
74	Brett Eibner	NWA

DOUBLES

36	Chih-Hsien Chiang	FRI
36	C.J. Cron	ARK
34	Dusty Coleman	MID
31	Ruben Gotay	SPR

TRIPLES

12	Chad Oberacker	MID
10	Dusty Coleman	MID
9	Brett Eibner	NWA
8	Randal Grichuk	ARK
7	Odubel Herrera	FRI

EXTRA-BASE HITS

57	Randal Grichuk	ARK
51	C.J. Cron	ARK
50	Kiel Roling	TUL
50	Domingo Santana	CC

WALKS

82	Xavier Scruggs	SPR
72	Ruben Gotay	SPR
71	Mike O'Neill	SPR
69	Conner Crumbliss	MID
66	Anthony Aliotti	MID

GAMES

136	Brett Nicholas	FRI
134	C.J. Cron	ARK
134	Taylor Lindsey	ARK
133	Ruben Gotay	SPR
133	Xavier Scruggs	SPR

ON-BASE PERCENTAGE

.452	Anthony Aliotti	MID
.431	Mike O'Neill	SPR
.405	Conner Crumbliss	MID
.396	Reymond Fuentes	SA
.376	Xavier Scruggs	SPR

SLUGGING PERCENTAGE

.541	Anthony Aliotti	MID
.500	Kiel Roling	TUL
.498	Domingo Santana	CC
.492	Kyle Parker	TUL
.487	Xavier Scruggs	SPR

TOTAL BASES

240	Brett Nicholas	FRI
237	Randal Grichuk	ARK
236	Kyle Parker	TUL
224	Taylor Lindsey	ARK

AT-BATS

519	C.J. Cron	ARK
508	Taylor Lindsey	ARK
506	Brett Nicholas	FRI
500	Randal Grichuk	ARK

STRIKEOUTS

181	Matt Fields	NWA
177	Xavier Scruggs	SPR
155	Dusty Coleman	MID
149	Brett Eibner	NWA
139	Domingo Santana	CC

HBP

15	C.J. Cron	MID
----	-----------	-----

INTENTIONAL WALKS

7	Anthony Aliotti	MID
7	Brett Nicholas	FRI

CAUGHT STEALING

19	Rico Noel	SA
----	-----------	----

GIDP

20	Ruben Gotay	SPR
-----------	--------------------	------------

SACRIFICE FLIES

10	Brett Nicholas	FRI
----	----------------	-----

FRONT OFFICE

2014 CARDINALS

2013 REVIEW

HISTORY

MINOR LEAGUES

TEXAS LEAGUE

MISC.

2013 TEXAS LEAGUE PITCHING LEADERS

EARNED RUN AVERAGE

2.02	David Martinez	CC
2.18	Carlos Hernandez	MID
2.80	Brandon Hynick	ARK
3.37	Christian Bergman	TUL
3.37	Lay Batista	ARK

WINS

14	David Martinez	CC
12	Brandon Hynick	ARK
10	Kevin Pucetas	FRI
10	Keyvius Sampson	SA
9	3 others tied	

SAVES

19	Cole White	TUL
18	Zach Jackson	NWA
15	Jeremy McBryde	SA
14	Matt Stites	SA
13	2 others tied	

STRIKEOUTS

130	Nick Tropeano	CC
127	Neil Ramirez	FRI
126	Jason Adam	NWA
125	Tim Cooney	SPR
122	Carlos Pimentel	FRI

INNINGS PITCHED

171.0	Christian Bergman	TUL
165.2	Zach Neal	MID
150.0	Murphy Smith	MID
148.1	Sugar Ray Marimon	NWA

LOSSES

14	Sugar Ray Marimon	NWA
12	Manny Correa	ARK
12	Tim Gustafson	TUL
12	Zach Neal	MID
12	Donn Roach	SA

GAMES

61	Jeremy McBryde	SA
57	Jeff Ibarra	SA
50	Justin Wright	SPR
47	Ryan Chaffee	ARK

COMPLETE GAMES

2	Sugar Ray Marimon	NWA
2	David Martinez	CC

WALKS

76	Tyler Matzek	TUL
54	Jason Adam	NWA
54	Anthony Ferrara	SPR

SHUTOUTS

1 6 others tied

HOME RUNS ALLOWED

26	Sugar Ray Marimon	NWA
25	Christian Bergman	TUL
21	Matt Oye	ARK
18	Seth Blair	SPR
18	Zach Neal	MID

GAMES STARTED

28	Zach Neal	MID
28	Donn Roach	SA
27	2 others tied	

GAMES FINISHED

31	Zach Jackson	NWA
30	Jeremy McBryde	SA
30	Cole White	TUL
26	Kevin Johnson	ARK

WINNING PERCENTAGE

.875 David Martinez CC

HITS ALLOWED

176 Manny Correa ARK

RUNS ALLOWED

98	Tim Gustafson	TUL
98	Jason Adam	NWA

EARNED RUNS ALLOWED

88 Tim Gustafson TUL

HIT BATTERS

15 Jason Adam NWA

BALKS

4 Sugar Ray Marimon NWA

WILD PITCHES

15 Carlos Fisher MID

TOTAL BATTERS FACED

696 Zach Neal MID

STOLEN BASES AGAINST

30 Sean Murphy MID

CAUGHT STEALING AGAINST

12 Murphy Smith MID

BASERUNNER SB % AGAINST

.625 David Martinez CC

STARTING PITCHERS

BATTING AVERAGE

.221	Carlos Hernandez	MID
.221	Brandon Hynick	ARK
.233	Carlos Pimentel	FRI

HIGHEST SO/9 IP RATIO

9.51	Tim Cooney	SPR
9.49	Carlos Pimentel	FRI
8.21	Seth Blair	SPR

LOWEST BB-IBB/9 IP RATIO

1.16	Christian Bergman	TUL
1.29	Tim Cooney	SPR
1.54	Manny Correa	ARK

FEWEST RUNNERS PER 9IP

9.66	Brandon Hynick	ARK
10.00	Christian Bergman	TUL
10.24	Carlos Hernandez	MID

RELIEVERS

BATTING AVERAGE

.186	Jeremy McBryde	SA
.189	Ryan Chaffee	ARK
.203	Nick Maronde	ARK

HIGHEST SO/9 IP RATIO

11.31	Kevin Thomas	SPR
10.71	Jeremy McBryde	SA
10.65	Ryan Chaffee	ARK

LOWEST BB-IBB/9 IP RATIO

1.31	Frank Gailey	MID
1.79	Carlos Quevedo	CC
2.08	Pat Urckfitz	CC
2.20	Jeremy McBryde	SA

FEWEST RUNNERS PER 9IP

8.51	Jeremy McBryde	SA
10.11	Kevin Thomas	SPR
10.29	Carlos Quevedo	CC
10.45	Frank Gailey	MID

FRONT OFFICE

2014 CARDINALS

2013 REVIEW

HISTORY

MINOR LEAGUES

TEXAS LEAGUE

MISC.

2013 TEXAS LEAGUE FIELDING LEADERS

FIRST BASE

Leader -- Roling, K., TUL, .995
Games -- Scruggs, X., SPR, 129
TC -- Scruggs, X., SPR, 1207
Putouts -- Scruggs, X., SPR, 1131
 Assists -- Cron, C.J., ARK, 82
 Errors -- Castro, E., CC, 15
 DP -- Cron, C.J. ARK, 112

SHORTSTOP

Leader -- Adames, C. TUL, .973
 Games -- Calixte, O., NWA and Mier, J., CC, 101
 TC -- Mier, J., CC, 492
 Putouts -- Alberto, H., FRI, 175
 Assists -- Mier, J., CC, 309
 Errors -- Valdez, J., SA, 28
 DP -- Mier, J., CC, 82

PITCHERS

Leader -- Batista, L., ARK, 1.000
 Games -- McBryde, J., SA, 61
 TC -- Roach, D., SA, 44
 Putouts -- Murhpy, S., MID, Neal, Z., MID and Smith, M., MID, 14
 Assists -- Roach, D., SA, 29
 Errors -- Marimon, S., NWA, 6
 DP -- Gustafson, T., 4

SECOND BASE

Leader -- Nina, A., TUL, .980
 Games -- Lindsey, T., ARK, 134
 TC -- Lindsey, T., ARK, 647
 Putouts -- Lindsey, T., ARK, 268
 Assists -- Lindsey, T., ARK, 361
 Errors -- Lindsey, T., ARK 18
 DP -- Lindsey, T., ARK, 99

OUTFIELD

Leader --Strausborger, R, FRI, .997
 Games -- Noel, R., SA, 130
 TC -- Noel, R., SA, 354
 Putouts -- Noel, R., SA, 330
 Assists -- Noel, R., SA, 15
 Errors -- Noel, R., SA, 9
 DP -- Grichuk, R., ARK and Noel, R., SA, 5

THIRD BASE

Leader -- Langfels, J., TUL, .959
 Games -- Cowart, K., ARK, 131
 TC -- Meyer, J., CC, 391
 Putouts -- Cowart, K., ARK, 85
 Assists -- Meyer, J., CC, 293
 Errors -- Blackwood, J., SA and Cowart, K., ARK, 25
 DP -- 3 tied with 28

CATCHER

Leader -- Garneau, D., TUL, .993
 Games -- Garneau, D., TUL, 77
 TC -- Telis, T., FRI, 682
 Putouts -- Telis, T., FRI, 608
Assists -- Stanley, C., SPR, 73
 Errors -- Rodriguez, E., SA, 9
 DP -- Garneau, D., TUL, 9
 PB -- Garneau, D., TUL, 14

CAUGHT STEALING / STOLEN BASES AGAINST EFFICIENCY

CLUB	CS	SB	ATT	PCT
Springfield	53	72	125	.424
Corpus Christi	56	82	138	.406
Arkansas	58	108	166	.349
Tulsa	67	129	196	.342
Frisco	64	135	199	.322
NW Arkansas	54	138	192	.281
San Antonio	44	115	159	.277
Midland	53	185	238	.223

HISTORY & RECORDS



SPRINGFIELD CARDINALS FIRSTS

OFFENSIVE FIRSTS:

FIRST HIT -- Shaun Boyd -- 4/7/05.....led off game with a double at ARK
FIRST RUN -- Shaun Boyd -- 4/7/05.....scored on Hanson's HR just three batters into game at ARK
FIRST HOME RUN -- Travis Hanson -- 4/7/05.....2-run HR just three batters into game at ARK
FIRST RBI -- Travis Hanson -- 4/7/05.....2-run HR in the 1st inning at ARK
FIRST SINGLE -- Milko Jaramillo -- 4/7/05.....RBI single in the 5th inning at ARK
FIRST DOUBLE -- Shaun Boyd -- 4/7/05.....led off game at ARK
FIRST TRIPLE -- Travis Hanson -- 4/12/05.....RBI triple in the 4th inning vs. TUL
FIRST HR TO LEAD OFF A GAME -- Kevin Estrada -- 5/9/05.....Top of the 1st inning at SAN
FIRST WALK-OFF HR -- Tyler Minges -- 4/28/05.....Bottom of the 9th inning in 2-1 victory vs. COR
FIRST GRAND SLAM -- Tyler Minges -- 4/18/05.....Off Ambiorix Burgos in 8th inning at WIC
FIRST MULTI-HOMER GAME -- Tyler Minges -- 4/18/05.....two HRs at WIC
FIRST THREE-HOMER GAME -- Mark Hamilton -- 9/7/07...three in game three of TLDS at TUL
FIRST STOLEN BASE -- Shaun Boyd -- 4/13/05.....stole 2nd base in the 1st inning at TUL
FIRST SB ATTEMPT -- Kevin Estrada -- 4/7/05.....caught stealing 2nd in 9th inning at ARK
FIRST PITCHER WITH A HR -- Jordan Pals -- 5/6/05.....2-run HR in 2nd inning at COR
FIRST FIVE-HIT GAME -- Juan Lucena -- 5/17/07 at TUL
FIRST CYCLE -- Domnit Bolivar -- 6/10/11 vs. TUL.....4x5 4 RBI, double, HR, double play, single, triple

FIRST PITCHER TO RECORD A:

WIN -- Randy Leek -- 4/12/05.....2-1 victory vs. TUL
LOSS -- Nate Cotton -- 4/7/05.....6-5 loss at ARK
SAVE -- Josh Kinney -- 4/12/05.....2-1 victory vs. TUL
STRIKEOUT -- Jeremy Cook -- 4/7/05.....struck out Erick Aybar in 3rd inning at ARK
WALK -- Jeremy Cook -- 4/7/05.....walked Reggie Willits to lead off 1st inning at ARK
COMPLETE GAME -- Randy Leek -- 5/29/05.....7-inning 3-0 win in Game 1 of DH at FRI
COMPLETE GAME SHUTOUT -- Randy Leek -- 5/29/05.....7-inning 3-0 win in Game 1 of DH at FRI
COMPLETE GAME 9-INN SHUTOUT -- Randy Leek -- 8/14/05.....6-0 win vs. FRI
FIRST TRIPLE PLAY -- 6/13/12 vs. Arkansas...Greg Garcia to Kolten Wong to Chris Swauger to Kolten Wong. 6-4-3-4

TEAM FIRSTS

FIRST WIN -- 4/12/05.....2-1 victory in Home Opener vs. TUL
FIRST LOSS -- 4/7/05.....6-5 loss in Road Opener at ARK
FIRST SERIES SWEEP -- 6/3/05 - 6/5/05.....3-game sweep vs. FRI
FIRST SERIES SWEPT -- 4/7/05 - 4/10/05.....4-game sweep at ARK
FIRST EXTRA INNING GAME -- 4/15/05.....5-4 loss in 10 innings vs. TUL
FIRST EXTRA INNING WIN -- 5/1/05.....2-1 win in 10 innings vs. COR
FIRST DOUBLEHEADER -- 5/29/05.....3-0 win in Game 1, 6-5 11-inning loss in Game 2 at FRI
FIRST PLAYOFF WIN - 9/5/07...4-3 win in Game of TLDS vs TUL
FIRST PLAYOFF SERIES WIN - 9/7...Completed 3-0 sweep in TLDS vs TUL
FIRST PLAYOFF LOSS - 9/11/07...6-2 loss in Game 1 of TLCS at SA
FIRST PLAYOFF SERIES LOSS - 9/15/07...Lost TLCS 3-1 vs SA
FIRST TEXAS LEAGUE CHAMPIONSHIP - 9/15/12...3-1 Series Win over Frisco in Finals (W, W, L, W)

FRONT OFFICE

2014 CARDINALS

2013 REVIEW

HISTORY

MINOR LEAGUES

TEXAS LEAGUE

MISC.

HISTORY & RECORDS



All-Time Opening Day Starting Lineups

April 7, 2005

LF - Shaun Boyd
 CF - Reid Gorecki
 3B - Travis Hanson
 DH - Papo Bolivar
 C - Gabe Johnson
 1B - Andy Schutzenhofer
 RF - Tyler Minges
 2B - Matt DeMarco
 SS - Milko Jaramillo
 P - Jeremy Cook

April 6, 2006

SS - Mike McCoy
 CF - Reid Gorecki
 RF - Nick Stavinoia
 3B - Rico Washington
 DH - Brian Martin
 LF - Cody Haerther
 2B - Jarrett Hoffpauir
 1B - Matt Dryer
 C - Iker Franco
 P - Jordan Pals

April 5, 2007

LF - Jon Jay
 RF - Reid Gorecki
 CF - Colby Rasmus
 3B - Juan Richardson
 1B - Joe Mather
 DH - Rico Washington
 SS - Tyler Greene
 C - Bryan Anderson
 2B - Jarrett Hoffpauir
 P - Cory Rauschenberger

April 3, 2008

CF - Jon Jay
 2B - Jose Martinez
 DH - Cody Haerther
 3B - Allen Craig
 C - Bryan Anderson
 RF - Luke Gorsett
 1B - Mark Hamilton
 SS - Tyler Greene
 LF - Shane Robinson
 P - P.J. Walters

April 9, 2009

CF - James Rapoport
 SS - Donovan Solano
 3B - Brett Wallace
 C - Tony Cruz
 LF - Daryl Jones
 2B - Daniel Descalzo
 RF - Andrew Brown
 DH - Tyler Henley
 1B - Brandon Buckman
 P - Kyle Mura

April 8, 2010

CF - Adron Chambers
 2B - Colt Sedbrook
 C - Steven Hill
 3B - Andrew Brown
 LF - Daryl Jones
 1B - Curt Smith
 DH - Charlie Cutler
 SS - Pete Kozma
 RF - James Rapoport
 P - Shaun Garceau

April 7, 2011

CF - Tommy Pham
 SS - Ryan Jackson
 1B - Matt Adams
 DH - Steven Hill
 LF - Aaron Luna
 3B - Niko Vasquez
 RF - Alex Castellanos
 C - Nick Derba
 2B - Jose Garcia
 P - Scott Schneider

April 5, 2012

SS - Jose Garcia
 2B - Kolten Wong
 CF - Oscar Taveras
 1B - Xavier Scruggs
 DH - Tommy Pham
 RF - Adam Melker
 3B - Niko Vasquez
 C - Audry Perez
 LF - Jake Shaffer
 P - Scott Gorgen

April 4, 2013

LF - Mike O'Neill
 SS - Jake Lemmerman
 3B - Ruben Gotay
 1B - Xavier Scruggs
 DH - Chris Swauger
 RF - Adam Melker
 CF - Tommy Pham
 C - Audry Perez
 2B - Starlin Rodriguez
 P - Richard Castillo

All-Time Opening Day Results

April 7, 2005 at Arkansas Travelers - 6-5 Loss
 April 6, 2006 vs Arkansas Travelers - 5-4 Loss
 April 5, 2007 at Midland RockHounds - 7-1 Loss
 April 3, 2008 vs Frisco RoughRiders - 6-3 Loss
 April 9, 2009 vs. Frisco RoughRiders - 16-4 Win
 April 8, 2010 @ Frisco RoughRiders - 3-1 Loss
 April 7, 2011 @ Frisco RoughRiders - 6-2 Loss
 April 5, 2012 vs. Frisco RoughRiders - 1-0 Loss
 April 4, 2013 @ Corpus Christi Hooks - 3-2 Loss

CARDINALS ALL-TIME BATTING LEADERS

BATTING AVERAGE (Minimum 200 AB/team)

Shane Robinson	.361
Mike O'Neill	.340
Daniel Descalso	.326
Tyler Minges	.324
Oscar Taveras	.321
Alex Castellanos	.319
Matt Carpenter	.315
Bryan Anderson	.313
Jermaine Curtis	.308
Rico Washington	.306

GAMES

Chris Swauger	323
Xavier Scruggs	296
Daryl Jones	284
Steven Hill	270
Pete Kozma	250
Jose Garcia	245
Andrew Brown	240
Cody Haerther	240
Juan Richardson	234
James Rapoport	233

AT-BATS

Chris Swauger	1123
Steven Hill	1055
Daryl Jones	1014
Xavier Scruggs	1010
Pete Kozma	910
Juan Richardson	874
Andrew Brown	871
James Rapoport	865
Jose Garcia	834
Cody Haerther	826

HITS

Chris Swauger	319
Steven Hill	299
Daryl Jones	267
Juan Richardson	263
Xavier Scruggs	244
Andrew Brown	242
Cody Haerther	236
Jose Garcia	235
James Rapoport	220
Jermaine Curtis	215

RUNS BATTED IN

Xavier Scruggs	193
Steven Hill	185
Chris Swauger	177
Juan Richardson	156
Andrew Brown	143
Cody Haerther	122
Travis Hanson	117
Jose Martinez	113
Daryl Jones	111
Pete Kozma	109

RUNS

Daryl Jones	162
Steven Hill	157
Xavier Scruggs	147
Chris Swauger	146
Andrew Brown	141
Juan Richardson	136
James Rapoport	130
Pete Kozma	121
Cody Haerther	120
Shaun Boyd	120

HOME RUNS

Xavier Scruggs	59
Steven Hill	57
Andrew Brown	47
Chris Swauger	38
Juan Richardson	35
Matt Adams	32
Colby Rasmus	29
Cody Haerther	27
Allen Craig	25
Tyler Greene	24

WALKS

Xavier Scruggs	150
Daryl Jones	122
James Rapoport	108
Andrew Brown	102
Pete Kozma	98
Juan Richardson	93
Jermaine Curtis	92
Mark Hamilton	87
Steven Hill	87
Aaron Luna	83

DOUBLES

Steven Hill	61
Cody Haether	55
Juan Richardson	53
Xavier Scruggs	50
Pete Kozma	43
Andrew Brown	42
Daryl Jones	42
Travis Hanson	41
Mark Shorey	39
Tyler Henley	38
Chris Swauger	38

TRIPLES

Daryl Jones	11
James Rapoport	9
Tommy Pham	9
Chris Swauger	9
Brandon Yarbrough	8
Antone De Jesus	7
Casey Rowlett	7
Oscar Taveras	7

STOLEN BASES

Jose Garcia	38
Mike McCoy	31
Kevin Estrada	30
James Rapoport	30
Daryl Jones	29
Tyler Greene	24
Shaun Boyd	22
Reid Gorecki	21
Kolten Wong	21
Mike O'Neill	21

TOTAL BASES

Steven Hill	539
Chris Swauger	489
Xavier Scruggs	481
Andrew Brown	431
Juan Richardson	425
Daryl Jones	394
Cody Haether	380
Travis Hanson	325

ON BASE % (Min. 200 AB)

Mike O'Neill	.449
Shane Robinson	.409
Aaron Luna	.415
Matt Carpenter	.412
Rico Washington	.412
Jermaine Curtis	.409
Daniel Descalso	.397
Tyler Minges	.392
Colby Rasmus	.381
Oscar Taveras	.380
Tommy Pham	.380

FRONT OFFICE

2014 CARDINALS

2013 REVIEW

HISTORY

MINOR LEAGUES

TEXAS LEAGUE

MISC.

CARDINALS ALL-TIME PITCHING LEADERS

FRONT OFFICE

GAMES

Kevin Thomas	124
Cory Doyne	102
Justin Wright	100
Marco Gonzalez	91
Deryk Hooker	87
Francisco Samuel	85
Sam Freeman	82
Michael Blazek	81
Kevin Ool	80
Tyler Norrick	74

INNINGS PITCHED

Jordan Pals	320.0
Richard Castillo	273.2
Nick Additon	259.2
Michael Blazek	233.1
Chris Lambert	232.0
Kevin Thomas	226.2
Ryan Kulik	225.1
Eric Haberer	213.1
David Kopp	207.0
Scott Gorgen	201.1

GAMES STARTED

Jordan Pals	54
Chris Lambert	46
Nick Additon	45
Richard Castillo	42
Eric Haberer	37
Stuart Pomeranz	36
Ryan Kulik	35
David Kopp	35
Scott Gorgen	35

2014 CARDINALS

EARNED RUN AVERAGE

(Minimum 100.0 IP/team)	
Cory Doyne	2.75
Lance Lynn	2.92
Jess Todd	2.97
Trey Hearne	3.22
Seth Maness	3.27
Oscar Alvarez	3.40
Jaime Garcia	3.45
Brian Broderick	3.47
Randy Leek	3.83
Scott Gorgen	3.84

WALKS

Chris Lambert	119
Michael Blazek	108
Eric Haberer	106
Scott Gorgen	94
Richard Castillo	92
Nick Additon	89
Kevin Thomas	88
Jordan Pals	81
Ryan Kulik	80
Cory Doyne	78
David Kopp	75

HITS ALLOWED

Jordan Pals	363
Richard Castillo	310
Ryan Kulik	256
Chris Lambert	247
Nick Additon	241
David Kopp	231
Eric Haberer	227
Stuart Pomeranz	217
Michael Blazek	220
Brandon Dickson	202

2013 REVIEW

WINS

Michael Blazek	16
Eric Haberer	16
Trey Hearne	16
David Kopp	16
Randy Leek	15
Jordan Pals	15
Nick Additon	15
Richard Castillo	15
Scott McGregor	15
Scott Gorgen	14
Ryan Kulik	13
Chris Lambert	13
Cory Rauschenberger	13

STRIKEOUTS

Michael Blazek	236
Kevin Thomas	219
Chris Lambert	199
Jordan Pals	191
Scott Gorgen	185
Nick Additon	183
Richard Castillo	177
Jaime Garcia	149
Brandon Dickson	133
Cory Doyne	131

RUNS ALLOWED

Jordan Pals	183
Chris Lambert	164
Richard Castillo	143
Ryan Kulik	141
Michael Blazek	131
Kevin Thomas	131
Eric Haberer	126
Nick Additon	119
Stuart Pomeranz	115
David Kopp	115

HISTORY

SAVES

Keith Butler	32
Francisco Samuel	28
Chris Perez	27
Mark Worrell	27
Cory Doyne	25
Fernando Salas	25
Eduardo Sanchez	21
Adam Reifer	17
Josh Kinney	11
Jorge Rondon	11

LOSSES

Chris Lambert	19
Jordan Pals	18
Ryan Kulik	16
Richard Castillo	15
Michael Blazek	14
Scott Gorgen	14
Gary Daley	13
Deryk Hooker	13
Brandon Dickson	12
Kevin Thomas	12
Adam Daniels	11
Eric Haberer	11
Cory Rauschenberger	11

HOME RUNS ALLOWED

Jordan Pals	40
Michael Blazek	36
Chris Lambert	35
Nick Additon	35
Richard Castillo	30
Randy Leek	29
Ryan Kulik	26
Stuart Pomeranz	25

MINOR LEAGUES

WINNING % (Min. 10 Dec.)

Seth Maness	.786 (11-3)
Shelby Miller	.750 (9-3)
Lance Lynn	.733 (11-4)
Fernando Salas	.727 (8-3)
Trey Hearne	.696 (16-7)
Randy Leek	.682 (15-7)
Scott McGregor	.652 (15-8)
David Kopp	.615 (16-10)
Kevin Ool	.615 (8-5)
Mitchell Boggs	.611 (11-7)
Brian Broderick	.611 (11-7)

TEXAS LEAGUE

MISC.

THE LAST TIME IT HAPPENED

CARDINALS PINCH-HIT HOME RUN

Cody Stanley @ Corpus Christi off Carlos Quevedo 6/27/13, 9th Inning

CARDINALS BACK-TO-BACK HOME RUNS

Xavier Scruggs and Stephen Piscotty @ Arkansas 8/27/13 @ Dickey-Stephens Park off Brandon Hynick

OPPONENT BACK-TO-BACK HOME RUNS

Kalian Sams and Joe Benson of Frisco vs. Seth Blair 8/13/13 @ Dr. Pepper Ballpark

MULTIPLE HRs BY CARDINAL IN ONE GAME

Xavier Scruggs (2 HRs) vs. Tulsa 9/2/13

THREE CONSECUTIVE HRs BY CARDINALS

Travis Hanson, Aaron Herr and Juan Diaz vs. Arkansas, July 25, 2005, eighth inning off Mark O'Sullivan

CARDINAL LEADOFF HOME RUN

James Ramsey 6/21/13 vs. Arkansas off of Matt Oye

OPPONENT LEADOFF HOME RUN

Brett Eibner of NW Arkansas off Richard Castillo 7/13/13

GRAND SLAM BY CARDINAL

Audry Perez vs. Corpus Christi off Ross Seaton 7/3/13, 2nd Inning

GRAND SLAM BY OPPONENT

Dustin Garneau of Tulsa off Danny Miranda @ ONEOK Field 8/25/13, 7th Inning (Pinch Hit)

CARDINAL WALK-OFF HOME RUN

Xavier Scruggs in 9th inning vs. Corpus Christi at Hammons Field 7/4/13 off Jorge De Leon

OPPONENT WALK-OFF HOMERUN

Johan Limonta of San Antonio in 9th inning at Wolff Stadium on 7/1/13 off Lee Stoppelman

CARDINAL HIT FOR CYCLE

Domnit Bolivar 6/10/11 vs. Tulsa (4x5, 2B, HR, 1B, 3B)
Eric Duncan 8/28/11 @ Arkansas (4x5, 2B, HR, 3B, 1B)

FIVE HITS IN ONE GAME BY CARDINAL

Oscar Taveras 5x5 (HR, 2B, 2 RBI, 4 Runs, BB) 6/4/12 vs. Corpus Christi @ Hammons Field

FOUR STOLEN BASES IN ONE GAME BY CARDINAL

Jose Garcia - July 5, 2011 @ Midland

HOME RUN BY CARDINAL PITCHER

Michael Blazek vs. Tulsa 6/9/11, 4th inning off Josh Sullivan

OPPONENT HOME RUN BY PITCHER

Bruce Billings (TUL) at Tulsa 5/21/10, 5th inning off David Kopp

LONGEST WINNING STREAK

8 games (6/9/07 - 6/17/07)

LONGEST LOSING STREAK

10 games (7/20/09 - 7/28/09 and 4/21/12 - 4/30/12)

TEN STRIKEOUTS BY CARDINAL PITCHER

Seth Blair (11 Ks) vs. NW Arkansas 7/25/13

MOST CONSECUTIVE WINS BY A CARDINAL STARTING PITCHER

9 Games by Trey Hearne (5/13/09 - 7/12/09)
9 Games by Brian Broderick (7/17/10 - 9/4/10)

COMPLETE GAME BY CARDINAL PITCHER

Seth Maness 6/12/12 vs. Arkansas (9IP, ER, 5H, 4K, 0BB, 84 Pitches)

CARDINAL POSITION PLAYER PITCHED

Matt Williams vs. NW Arkansas, 9th inning, 8/20/13

CONSECUTIVE SAVES BY CARDINAL

Chris Perez - 27 (4/10/07 - 7/27/07)

SHUTOUT BY CARDINAL PITCHER

Brian Broderick 6/4/10 @ Corpus Christi

NO HITTER BY CARDINAL PITCHER

-

NO HITTER BY OPPONENT

May 10, 2012 @ NW Arkansas (Greg Holland 1.0 IP, Chris Dwyer 6.2 IP, Brendan Lafferty 0.1 IP, Kendall Volz 1.0 IP) Loss, 2-0.

COMBINED CARDINAL SHUTOUT

Anthony Ferrara (7.0 IP), Kevin Thomas (1.0 IP) and Lee Stoppelman (1.0 IP) on August 3, 2013 @ Arkansas (4-0)

FRONT OFFICE

2014 CARDINALS

2013 REVIEW

HISTORY

MINOR LEAGUES

TEXAS LEAGUE

MISC.

SPRINGFIELD INDIVIDUAL SINGLE-SEASON RECORDS

FRONT OFFICE

2014 CARDINALS

2013 REVIEW

HISTORY

MINOR LEAGUES

TEXAS LEAGUE

MISC.

BATTING RECORDS

AVERAGE (Min. 300 AB)

Tyler Minges (2005) - .324

GAMES

Travis Hanson (2005) - 137

AT-BATS

Travis Hanson (2005) - 546

RUNS

Tyler Minges (2005) - 98

HITS

Travis Hanson (2005) - 155

DOUBLES

Colby Rasmus (2007) - 37
Oscar Taveras (2012) - 37* Led Texas League

TRIPLES

Brandon Yarbrough (2008) - 8

HOME RUNS

Matt Adams (2011) - 32

RBI

Matt Adams (2011) - 101* Led Texas League

WALKS

Xavier Scruggs (2013) - 82* Led Texas League

STRIKEOUTS

Xavier Scruggs (2013) - 177

STOLEN BASES

Mike McCoy (2006) - 30

SLUGGING PERCENTAGE (Min. 300 PA)

Oscar Taveras (2012) - .572* Led Texas League

TOTAL BASES

Oscar Taveras (2012) - 273* Led Texas League

ON-BASE PERCENTAGE (Min. 300 PA)

Mike O'Neill (2013) - .431

ERRORS

Travis Hanson (2005) - 36

PITCHING RECORDS

ERA (Min. 100 IP)

Brian Broderick (2010) - 2.77

GAMES

Fernando Salas (2008) - 60

WINS

Randy Leek (2005) - 15

LOSSES

Jordan Pals (2005), Gary Daley (2010) - 11

SAVES

Mark Worrell* (2006), Chris Perez (2007) - 27

GAMES STARTED

Nick Additon (2010) Randy Leek (2005), Jordan Pals (2005 and 2006) and Mike Parisi (2006) - 27

COMPLETE GAMES

Randy Leek (2005) - 3

SHUTOUTS

Randy Leek (2005) - 2

INNINGS PITCHED

Randy Leek (2005) - 185.2

STRIKEOUTS

Michael Blazek (2011) - 128

WALKS

Eric Haberer (2007) - 72* Led Texas League

HIT BATTERS

Gary Daley (2010) - 18* Led Texas League

HOME RUNS ALLOWED

Randy Leek (2005) - 29* Led Texas League

WINNING % (Min. 10 Decisions)

Brian Broderick (2010) - .846 (11-2)

LOWEST OPPONENTS BA (Min. 100 IP)

Jess Todd (2008) - .216

WILD PITCHES

Kevin Thomas (2011) - 18* Led Texas League

SPRINGFIELD INDIVIDUAL SINGLE GAME RECORDS

OFFENSE

RUNS

Shaun Boyd	4 (8/10/05 @ Frisco)
Cody Haether	4 (7/9/06 @ Tulsa)
Colby Rasmus	4 (8/19/07 @ Corpus Christi)
Mark Shorey	4 (6/18/08 @ Arkansas)
Brett Wallace	4 (4/9/09 vs. Frisco)
Daryl Jones	4 (4/9/09 vs. Frisco)
Curt Smith	4 (6/4/10 @ Corpus Christi)
Pete Kozma	4 (8/14/10 vs. San Antonio)
Oscar Taveras	4 (6/4/12 vs. Corpus Christi)
Xavier Scruggs	4 (6/10/12 vs. Arkansas)
Mike O'Neill	4 (6/14/13 @ NW Arkansas)
James Ramsey	4 (7/7/13 vs. San Antonio)
James Ramsey	4 (7/23/13 vs. Tulsa)

HITS

Jose Martinez	5 (8/19/07 @ Corpus Christi)
Steven Hill	5 (4/21/09 @ Midland)
Aaron Luna	5 (4/14/11 vs. Frisco)
Matt Adams	5 (5/25/11 vs. Corpus Christi)
Shane Robinson	5 (7/20/11 vs. Tulsa)
Oscar Taveras	5 (6/4/12 vs. Corpus Christi)

DOUBLES

Juan Richardson	3 (7/27/06 vs. Arkansas)
Cody Haether	3 (8/8/07 vs. San Antonio)
Jose Martinez	3 (8/20/08 @ NW Arkansas)
Steven Hill	3 (4/21/09 @ Midland)
Steven Hill	3 (7/24/10 @ NW Arkansas)
Aaron Luna	3 (8/11/10 vs. Corpus Christi)

TRIPLES

Daniel Descalco	2 (4/27/09 @ NW Arkansas)
Daryl Jones	2 (6/2/10 @ Corpus Christi)
Jermaine Curtis	2 (5/23/11 @ Tulsa)
Kolten Wong	2 (4/6/12 vs. Frisco)

HOME RUNS

Last by Xavier Scruggs 2 (9/2/13 vs. Tulsa)

RUNS BATTED IN

Rico Washington	7 (4/11/06 @ Tulsa)
Terry Evans	7 (6/10/06 vs. Arkansas)
Colby Rasmus	7 (5/29/07 vs. San Antonio)
Andrew Brown	7 (4/18/10 vs. Midland)

WALKS

Reid Gorecki	4 (6/13/06 vs. Arkansas)
Brandon Yarbrough	4 (8/13/08 vs. San Antonio)
Greg Garcia	4 (5/14/12 @ Arkansas)

STRIKEOUTS

Xavier Scruggs 6 (8/24/12 @ NW Arkansas)

STOLEN BASES

Jose Garcia 4 (7/5/11 @ Midland)

EXTRA BASE HITS

Steven Hill	4 (4/21/09 @ Midland)
Tommy Pham	4 (8/13/10 vs. Corpus Christi)

TOTAL BASES

Tommy Pham	12 (8/13/10 vs. Corpus Christi)
Shane Robinson	12 (7/20/11 vs. Tulsa)

HIT FOR THE CYCLE

Domnit Bolivar	6/10/11 vs. Tulsa
Eric Duncan	8/28/11 @ Arkansas

PITCHING

INNINGS PITCHED (Starter)

Last by Seth Maness 9.0 (6/12/12 vs. Arkansas)

INNINGS PITCHED (Reliever)

Jess Todd 7.1 (7/19/08 vs. Arkansas)

RUNS ALLOWED

Jordan Pals	11 (7/19/06 @ Wichita)
Kevin Thomas	11 (7/4/11 @ Midland)

HITS ALLOWED

Jeremy Cook	13 (5/25/05 @ Midland)
Randy Leek	13 (6/26/05 vs. San Antonio)
Trey Hearne	13 (7/18/09 vs. NW Arkansas)

FEWEST HITS ALLOWED (CG, 9 Innings)

Brian Broderick 2 (6/4/10 @ Corpus Christi)

FEWEST HITS ALLOWED (CG, 7 Innings)

Ryan Kuliik 1 (7/12/10 Game 1 vs. Midland)

STRIKEOUTS

Trey Hearne 13 (5/8/09 vs. NW Arkansas)

WALKS

Nick Additon	9 (7/28/09 @ Arkansas)
Shaun Garceau	9 (5/5/10 @ NW Arkansas)

HOME RUNS ALLOWED

Randy Leek	4 (7/19/05 vs. Wichita)
Jordan Pals	4 (7/24/06 vs. Arkansas)
Gary Daley	4 (6/16/10 vs. Arkansas)
David Kopp	4 (5/30/11 vs. San Antonio)
Michael Blazek	4 (2x, 5/17/11 vs. Midland and 6/14/11 @ Arkansas)
Brett Zawacki	4 (7/19/11 vs. Tulsa)

HIT BATTERS

Eric Haberer 4 (5/17/08 @ Tulsa)

WILD PITCHES

Chris Lambert	3 (7/26/06 vs. Arkansas)
Jaime Garcia	3 (4/28/07 vs. Tulsa)
Kevin Ool	3 (5/22/07 @ San Antonio)
Shaun Garceau	3 (5/5/10 @ NW Arkansas)
Scott Schneider	3 (4/7/11 @ Frisco)
Kevin Thomas	3 (2x, 6/17/11 @ NW Arkansas and 7/9/11 vs. Frisco)

BALKS

Chris Lambert	2 (6/25/05 vs. San Antonio)
Michael Blazek	2 (7/8/11 vs. Frisco)
Scott Schneider	2 (7/29/11 vs. NW Arkansas)

CYCLES AGAINST

Will Venable, San Antonio (5/30/2007 @ Springfield)

FRONT OFFICE

2014 CARDINALS

2013 REVIEW

HISTORY

MINOR LEAGUES

TEXAS LEAGUE

MISC.

SPRINGFIELD SINGLE GAME TEAM RECORDS

FRONT OFFICE	<p>Longest Winning Streak: 8 (June 9-17, 2007) Longest Winning Streak to Start a Season: 1 (April 9, 2009) Longest Home Winning Streak: 10 (June 24, 2007 - July 21, 2007) Longest Road Winning Streak: 12 (June 9, 2007 - June 30, 2007) Longest Winning Streak vs. One Team: 9 (July 12, 2012 - July 28, 2012 vs. NW Arkansas) Longest Losing Streak: 10 (2x, May 8 - May 18, 2008 and April 21 - May 1, 2012) Longest Losing Streak to Start a Season: 6 (April 3- April 8, 2008)</p>
2014 CARDINALS	<p>Longest Home Losing Streak: 8 (May 23 - June 6, 2013) Longest Road Losing Streak: 10 (April 23 - May 12, 2012) Longest Losing Streak vs. One Team: 7 (May 6 - June 18, 2011 vs. NW Arkansas) Most Runs in a Game: 20 (2x, April 17, 2007 vs. Tulsa and June 10, 2012 vs. Arkansas) Most Runs (Opponent): 21 (Aug. 20, 2013 vs. NW Arkansas) Most Runs in an Inning: 10 (2x, April 17, 2008 vs. Tulsa and May 19, 2010 vs. Arkansas) Most Runs in an Inning (Opponent): 12 (Aug. 12, 2012 @ Corpus Christi) Most Combined Runs in a Game: 29 (Aug. 12, 2012 @ Corpus Christi, Loss 20-9) Largest Margin of Victory: 17 (June 10, 2012 vs. Arkansas) Largest Margin of Deafeat: 15 (2x, Aug. 5, 2005 @ Arkansas and Aug. 20, 2013 vs. NW Arkansas)</p>
2013 REVIEW	<p>Most Hits: 24 (June 10, 2012 vs. Arkansas) Most Hits (Opponent): 22 (2x, May 25, 2005 @ Midland and April 15, 2012 @ Midland) Fewest Hits: 0 (May 10, 2012 @ NW Arkansas) Fewest Hits (Opponent): 1 (4x, 6/5/05 vs. FRI, 7/12/10 Gm1 vs. MID, 4/5/13 @ CC, 8/3/13 @ ARK) Longest Hitting Streak: 18 (4x, Travis Hanson, Aug. 11, 2005 - Aug. 29, 2005, Tyler Greene, July 10, 2008 - Promotion, Tony Cruz, June 15, 2010 - July 9, 2010 and Audry Perez May 30 - July 2, 2012)</p>
HISTORY	<p>Most Home Runs in a Game: 6 (May 6, 2010 @ NW Arkansas and June 20, 2011 vs. Arkansas) Most Home Runs in a Game (Opponent): 7 (July 19, 2011 vs. Tulsa) Most Doubles in a Game: 9 (July 14, 2008 @ Tulsa) Most Doubles in a Game (Opponent): 8 (June 6, 2007 vs. Tulsa) Most Triples in a Game: 3 (June 19, 2008 @ Arkansas) Most Triples in a Game (Opponent): 3 (July 25, 2007 @ Arkansas) Most Stolen Bases: 7 (July 11, 2006 vs. Corpus Christi) Most Stolen Bases (Opponent): 8 (August 24, 2011 vs. NW Arkansas) Most Walks Drawn: 11 (2x, May 23, 2007 @ San Antonio and May 12, 2013 vs. NW Arkansas) Most Walks Allowed: 12 (2x, April 12, 2009 vs. Midland and July 4, 2009 vs. Frisco) Most Strikeouts on Offense (9-Inning game): 18 (July 25, 2013 vs. NW Arkansas) Most Strikeouts (Opponent, 9-Inning Game): 19 (May 8, 2009 vs. NW Arkansas) Most Runners Left on Base: 19 (July 14, 2008 Game Two @ Tulsa) Most Runs Batted In: 18 (April 17, 2008 vs. Tulsa) Most Double Plays Turned in a Game: 5 (4x, April 18, 2006 vs. Wichita, Aug. 23, 2006 @ Tulsa, June 3, 2009 vs. Corpus Christi and July 20, 2009 @ Tulsa) Most Double Plays Hit Into in a Game: 5 (2x, May 3, 2008 vs. Arkansas and May 16, 2013 @ Tulsa, 15 innings)</p>
MINOR LEAGUES	<p>Most Triple Plays: 1 (June 12, 2012 vs. Arkansas) Most Errors in a Game: 5 (8x, May 27, 2005 @ frisco, July 22, 2006 @ Wichita, May 11, 2007 @ Wichita, Aug. 19, 2008 vs. NW Arkansas, May 18, 2011 @ Arkansas, July 10, 2011 vs. Tulsa, April 24, 2012 @ NW Arkansas and July 29, 2012 @ NW Arkansas) Longest Game (Innings): 20 (May 11, 2013 vs. NW Arkansas) Longest Game Time: 5:38 (May 11, 2013 vs. NW Arkansas, 20 Innings) Longest Game Time (9 Innings): 3:43 (April 16, 2009 @ Frisco) Shortest Game Time (9 Innings): 1:46 (Sept. 1, 2008 @ Arkansas) Largest Home Crowd (Regular Season): 11,818 (July 4, 2013 vs. Corpus Christi) Largest Home Crowd (Playoffs): 8,703 (Sept. 14, 2007 vs. San Antonio) Largest Season Attendance: 526,630 (2005)</p>
TEXAS LEAGUE	
MISC.	

SPRINGFIELD CARDINALS ALL-TIME ROSTER & JERSEY NUMBERS

FRONT OFFICE

2014 CARDINALS

2013 REVIEW

HISTORY

MINOR LEAGUES

TEXAS LEAGUE

MISC.

- A**
 Matt Adams, 2011, 2013 (#25, #36)
 Nick Additon, 2009-11 (#32, #15, #11)
 Alan Ahmady, 2011-12 (#38, #23)
 Vance Albitz, 2012-13 (#32, #25, #16)
 Jose Almarante, 2013 (#25)
 Oscar Alvarez, 2005 (#31, #33)
 Bryan Anderson, 2007-08 (#8, #7)
 Rick Ankiel, 2005 (#32, #18)
 Matt Arbur, 2009 (#41)
 Josh Axelson, 2005 (#28)
- B**
 Cory Baker (#12, #21, #11)
 Alan Benes, 2005 (#39)
 Larry Bigbie, 2006 (#22)
 Buddy Blair, 2005 (#16)
 Seth Blair, 2013 (#43)
 Michael Blazek, 2011-13 (#33, #34)
 Mitchell Boggs, 2007 (#12)
 Domnit Bolivar, 2011 (#3)
 Papo Bolivar, 2005 (#15)
 Shaun Boyd, 2005-06 (#4, #8)
 Brian Broderick, 2009-10 (#25, #34)
 Andrew Brown, 2008-10 (#22, #18)
 Brandon Buckman, 2008-09 (#25, #44)
 Keith Butler, 2012-13 (#38, #29, #46)
 Jason Buursma, 2010 (#25)
- C**
 Daniel Calhoun, 2011 (#38)
 Carmen Cali, 2006 (#31)
 Robinson Cancel, 2005 (#18)
 Chris Carpenter, 2008, 2013 (#41, #37)
 Matt Carpenter, 2010, 2012 (#7, #40)
 Alex Castellanos, 2011 (#18)
 Hugo Castellanos, 2007 (#26)
 Juan Castillo, 2013 (#29)
 Richard Castillo, 2011-13 (#27, #12, #33)
 Troy Cate, 2006 (#28)
 Andy Cavazos, 2005-06 (#25, #36)
 Adron Chambers, 2010 (#31)
 Matt Clement, 2008 (#33)
 Maikel Cleto, 2011 (#41)
 Kyle Conley, 2012 (#35)
 Jeremy Cook, 2005 (#40)
 Tim Cooney, 2013 (#47)
 Michael Cooper, 2007 (#38)
 Jonathan Cornelius, 2013 (#28)
 Chris Corrigan, 2012-13 (#32, #46) *DNP in '13 in SPR
 Nate Cotton, 2005 (#35)
 Zack Cox, 2011 (#7)
 Allen Craig, 2007-2008, 2011 (#5, #44)
 Brad Cresse, 2005 (#18, #22)
 Tony Cruz, 2009-10 (#10, #16)
 Jeremy Cummings, 2005 (#34)
 Jermaine Curtis, 2010-12 (#30, #21, #5, #22)
 Charlie Cutler, 2010-11 (#16, #30, #37)
- D**
 Gary Daley, 2009-10 (#44, #33, #51)
 Adam Daniels, 2007-08 (#36, #22, #32)
 Sean Danielson, 2007 (#27)
 Luis De La Cruz, 2010 (#30)
 Eddie Degerman, 2009 (#22)
 Antonio DeJesus, 2009-10 (#5, #23)
 Ramon Delgado, 2010-11, 2013 (#19, #16)
 Matt DeMarco, 2005 (#3)
 Nick Derba, 2009-12 (#23, #31, #21, #18)
 Daniel Descalso, 2008-09 (#10, #3)
 Josh Dew, 2008 (#19, #39)
 Mark Diapoules, 2010 (#40)
 Juan Diaz, 2005-06 (#37)
 Brandon Dickson, 2008-09 (#24)
 Dennis Dove, 2006 (#36)
- Cory Doyne, 2005-06 (#35, #38)
 Matt Dryer, 2006 (#40)
 Eric Duncan, 2011 (#15)
- E**
 Tom Eager, 2010 (#33)
 Cal Eldred, 2005 (#36)
 Juan Encarnacion, 2007 (#40)
 Kevin Estrada, 2005-06 (#8, #28, #12)
 Terry Evans, 2006 (#40, 22)
- F**
 Anthony Ferrara, 2012-13 (#40, #44)
 Anthony Ferrari, 2005 (#30)
 Mike Ferris, 2007 (#28)
 Chuckie Fick, 2009-10 (#30)
 Justin Fiske, 2008-09 (#31)
 Mike Folli, 2009-10 (#8)
 Eric Fomatara, 2012 (#51)
 Iker Franco, 2006 (#24)
 Samuel Freeman, 2009, 2011-12 (#30, #12)
 David Freese, 2009-10 (#25)
 Matt Frevert, 2011 (#26)
 Brian Fuentes, 2012 (#40)
 Brad Furnish, 2008-09 (#32)
- G**
 Shaun Garcea, 2010 (#12)
 Isa Garcia, 2008 (#16)
 Greg Garcia, 2012 (#10, #7)
 Jaime Garcia, 2007-08, 2012 (#24, #57)
 Jose Garcia, 2006-07 (#22, #29)
 Jose Garcia, 2009-12 (#28, #11, #12, #3)
 Justin Garza, 2006 (#28)
 John Gast, 2011-12 (#16, #27)
 Troy Glaus, 2009 (#41)
 Marco Gonzalez, 2008-09 (#51, #35)
 Reid Gorecki, 2005-07 (#11, #3, #7)
 Scott Gorgan, 2009-10, 2012-13 (#16, #24, #29, #21, #32)
 Luke Gorsett, 2008 (#25)
 Ruben Gotay, 2013 (#18)
 Khalil Greene, 2009 (#36)
 Tyler Greene, 2007-2008 (#15, #8)
 Nick Greenwood, 2011, 2013 (#32)
 Luke Gregerson, 2008 (#23, #21)
 Henry Guerrero, 2007 (#36, 7, 24)
- H**
 Eric Haberer, 2006-2007 (#19)
 Cody Haerther, 2005-2008 (#16, #15, #10)
 Mark Hamilton, 2007-09 (#25, #15)
 Travis Hanson, 2005-06 (#23, #22, #16)
 Blake Hawksworth, 2006 (#44, #23)
 Trey Heame, 2009-10 (#33, #35)
 Tyler Henley, 2009-11 (#12)
 Elvis Hernandez, 2009 (#29)
 Aaron Herr, 2005 (#38)
 Tyler Herron, 2008-09 (#24)
 Steven Hill, 2008-11 (#18, #21)
 Jarrett Hoffpauir, 2006-2007 (#10)
 Kris Honel, 2008 (#27)
 Deryk Hooker, 2011-13 (#19, #27)
- I**
 D'Marcus Ingram, 2011 (#21, #31)
 Jason Istringhausen, 2008 (#41)
- J**
 Ryan Jackson, 2011 (#23)
 Milko Jaramillo, 2005 (#10)
 Jon Jay, 2007 (#23)
 Tyler Johnson, 2007 (#28)
 Daryl Jones, 2008-11 (#29, #4)
 Gabe Johnson, 2005-06 (#5, #35)
- K**
 Joe Kelly, 2011 (#22)
 Dean Kiekhfer, 2013 (#47, #46)
 Blake King, 2009-10 (#27)

SPRINGFIELD CARDINALS ALL-TIME ROSTER & JERSEY NUMBERS

Josh Kinney, 2005, 2008 (#34, #33)
David Kopp, 2009-11 (#44)
Pete Kozma, 2009-10 (#11, #27, #5)
Ryan Kulik, 2009-11 (#38, #28)

L
Chris Lambert, 2005-2007 (#24, #32)
Rayner Laya, 2005-06 (#3, #23)
Randy Leek, 2005 (#29)
Jake Lemmerman, 2013 (#23)
Krishtham Linares, 2009 (#30)
Kyle Lohse, 2009-10 (#28)
Nick Longmire, 2013, (#21)
Juan Lucena, 2007 (#28, #26)
Aaron Luna, 2009-11 (#15, #10)
Jeff Lyman, 2011 (#39)
Lance Lynn, 2009 (#35)
Tyler Lyons, 2012 (#23)

M
Pete Maestres, 2008 (#31)
Kenneth Maiques, 2009 (#40)
Seth Maness, 2012 (#27)
Amaury Marti, 2006-07 (#40, #15)
Brian Martin, 2006 (#22)
Carlos Martinez, 2012-13 (#16, #46)
Jose Martinez, 2007-08 (#33)
Luis Mateo, 2013 (#26)
Joe Mather, 2007, 2009 (#21, #25)
Kyle McClellan, 2007 (#38)
Mark McCormick, 2008 (#44)
Mike McCoy, 2005-07 (#3, #5)
Scott McGregor, 2010, 2012-13 (#38, #18)
Chris Mears, 2005 (#36)
Ryan Meaux, 2007 (#22)
Adam Melker, 2012-13 (#26, #4)
Matt Meyer, 2010 (#40)
Jonathan Mikrut, 2008 (#26, #28)
Aaron Miles, 2010 (#12)
Shelby Miller, 2011 (#26)
Travis Miller, 2013 (#21)
Tyler Minges, 2005 (#26)
Danny Miranda, 2013 (#38)
Clayton Mortensen, 2008 (#32)
Jason Motte, 2005-07 (#36, #28, #18)
Dan Moylan, 2005-06 (#12, #4)
Mark Mulder, 2008 (#36)
Casey Mulligan, 2009-11 (#22, #38)
Kyle Mura, 2008-10 (#36, #39)

N
Iden Nazario, 2012 (#39)
Dan Nelson, 2008 (#36)
Joe Nelson, 2005 (#31)
Arquimedes Nieto, 2010-11 (#12, #11, #31)
Tyler Norrick, 2009-10 (#26, #29)
Mark Nussbeck, 2005 (#19)

O
Kevin Ool, 2005-07 (#27, #30)
Mike O'Neill, 2012-13 (#23, #7)
Adam Ottavino, 2008 (#30)

P
Matt Paganzzi, 2005, 2007-08 (#22, #19, #5)
Jordan Pals, 2005-06 (#41)
Pete Parise, 2009 (#16)
Mike Parisi, 2006 (#18)
Tyler Parker, 2005 (#32, #33, #11)
Josh Pearce, 2005 (#19)
Luis Perdomo, 2008 (#19)
Audry Perez, 2011-13 (#10, #5)
Chris Perez, 2007 (#35)
Chris Perry, 2013 (#33)
Shane Peterson, 2009 (#15)
Zach Petrick, 2013 (#32)
Tommy Pham, 2010-13 (#44, #24, #4, #22, #27)
Stephen Piscotty, 2013 (#12)
Stuart Pomeranz, 2005-06 (#25)
Josh Pressley, 2006 (#39)

Neal Pritchard, 2012-13 (#32, #21, #3)
Bill Pulsipher, 2005 (#33)
Nick Punto, 2011 (#22)
R
Jose Rada, 2011 (#36)
Tyler Rahmatulla, 2013 (#29)
James Ramsey, 2013 (#40, #3, #7)
Jim Rapoport, 2008-11 (#7, #27)
Casey Rasmus, 2013 (#22)
Colby Rasmus, 2007 (#4)
Cory Rauschenberger, 2007-08, 2011 (#44)
Anthony Rawson, 2005 (#27)
Chase Reid, 2012 (#35, #11)
Adam Reifer, 2010 (#26)
Juan Richardson, 2006-07 (#34)
Bo Robinson, 2005 (#24)
Shane Robinson, 2008, 2011, 2013 (#4, #27, #11)
Starlin Rodriguez, 2013 (#22, #27)
Jamie Romak, 2012 (#41)
Jorge Rondon, 2011-12 (#40, #57)
Rainel Rosario, 2012 (#29)
Trevor Rosenthal, 2012 (#44)
Casey Rowlett, 2007-08 (#11)
Rich Rundles, 2006 (#44)
Chris Russ, 2006-07 (#21, #31)
Zach Russell, 2013 (#19)
Evan Rust, 2005 (#39)
Brendan Ryan, 2005-06, 2008 (#44, #26)

S
Kyle Sadloski, 2008 (#19)
Fernando Salas, 2008-09 (#38)
Francisco Samuel, 2009-11 (#19)
Danilo Sanchez, 2007 (#33)
Eduardo Sanchez, 2009-11 (#29, #27)
Rich Scalapandre, 2005-06 (#44, #12)
Matt Scherer, 2007-08 (#41)
Scott Schneider, 2011-12 (#29, #16)
Andy Schutzenhofer, 2005 (#22)
Xavier Scruggs, 2010, 2012-13 (#39, #15)
Colt Sedbrook, 2009-10 (#11)
Jake Shaffer, 2012 (#31)
Ryan Sherriff, 2013 (#38)
Mark Shorey, 2007-08 (#40)
Kevin Siegrist, 2012-13 (#37, #35)
Mike Sillman, 2007 (#29)
Jesse Simpson, 2011-12 (#16, #39)
Curt Smith, 2009-10 (#29, #22)
Donovan Solano, 2008-09, 2011 (#18, #11, #3)
Cody Stanley, 2013 (#40)
Nick Stavinoha, 2006 (#33)
Brian Stitt, 2007 (#33)
Nick Stocks, 2005 (#30)
Lee Stoppelman, 2013 (#39)
Jordan Swagerty, 2011, 2013 (#18) *DNP in SPR in 2013
Chris Swauger, 2010-13 (#8, #28, #35)

T
Travis Tartamella, 2011-13 (#38, #29, #12)
Oscar Taveras, 2012 (#25)
Kevin Thomas, 2011-13 (#35, #11)
Jess Todd, 2008 (#27)

V
Breyvic Valera, 2012 (#40)
Scott Vander Weg, 2008 (#25)
A.J. Van Slyke, 2008 (#18)
Niko Vasquez, 2011-12 (#7)

W
Michael Wacha, 2012 (#39)
Adam Wainwright, 2008 (#41)
Brett Wallace, 2008-09 (#23, #25)
Shane Wallace, 2005 (#39)
Colin Walsh, 2013 (#5)
P.J. Walters, 2007-08 (#33)
Sam Walton, 2006 (#39)
Rico Washington, 2006-07 (#8, #28, #11)
Nick Webber, 2007-08 (#39)

FRONT OFFICE

2014 CARDINALS

2013 REVIEW

HISTORY

MINOR LEAGUES

TEXAS LEAGUE

MISC.

SPRINGFIELD CARDINALS ALL-TIME ROSTER & JERSEY NUMBERS

FRONT OFFICE

Todd Wellemeyer, 2007 (#35)
Jake Westbrook, 2013 (#35)
Boone Whiting, 2012-13 (#40, #21)
Garrett Wittels, 2012 (#40)
Joe Williams, 2009 (#44)
Matt Williams, 2013 (#31)
Mark Worrell, 2006 (#27)
Justin Wright, 2012-13 (#43, #3, #31, #21)
Heath Wyatt, 2013 (#33, #34)

2014 CARDINALS

Y
Brandon Yarbrough, 2008 (#12)
Z
Brett Zawacki, 2011 (#40, #28)
Bob Zimmerman, 2008 (#35)
Pete Zoccolillo, 2005 (#19)
Zack Zuercher, 2007-2008 (#22)

2013 REVIEW

HISTORY

MINOR LEAGUES

TEXAS LEAGUE

MISC.

Minor League Affiliates

ST. LOUIS CARDINALS



MEMPHIS REDBIRDS

Triple-A Pacific Coast League
175 Toyota Center, Ste. 300
Memphis, TN 38103
Phone: (901) 721-6050
Fax: (901) 527-1642
www.memphisredbirds.com

General Manager: Ben Weiss
Field Manager: Ron "Pop" Warner
Pitching Coach: Bryan Eversgerd
Hitting Coach: Mark Budaska
Trainer: Jeremy Clipperton



SPRINGFIELD CARDINALS

Double-A Texas League
955 E. Trafficway
Springfield, MO 65802
Phone: (417) 863-0395
Fax: (417) 863-0388
www.springfieldcardinals.com

General Manager: Matt Gifford
Field Manager: Mike Schildt
Pitching Coach: Randy Niemann
Hitting Coach: Erik Pappas
Trainer: Scott Ensell



PALM BEACH CARDINALS

Class-A Florida State League
4751 Main Street
Jupiter, FL 33458
Phone: (561) 775-1818
Fax: (561) 691-6886
www.palmbeachcardinals.com

General Manager: Alex Inman
Field Manager: Dann Bilardello
Pitching Coach: Ace Adams
Hitting Coach: Roger LaFrancois
Trainer: Keith Joynt



PEORIA CHIEFS

Class-A Midwest League
730 SW Jefferson
Peoria, IL 61605
Phone: (309) 680-4000
Fax: (309) 680-4080
www.peoriachiefs.com

General Manager: Rocky Vonachen
Field Manager: Joe Kruzal
Pitching Coach: Jason Simontacchi
Hitting Coach: Jobel Jimenez
Trainer: Mike Petrarca



STATE COLLEGE SPIKES

Class-A New York-Penn League (Short Season)
112 Medlar Field at Lubrano Park
University Park, PA 16802
Phone: (814) 272-1711
Fax: (814) 272-1718
www.statecollegespikes.com

General Manager: Jason Dambach
Field Manager: Oliver Marmol
Pitching Coach: Dernier Orozco
Hitting Coach: Ramon Ortiz
Trainer: Dan Martin



JOHNSON CITY CARDINALS

Rookie Appalachian League (Short Season)
111 Legion St.
Johnson City, TN 37601
Phone: (423) 461-4866
Fax: (423) 461-4864
www.jccardinals.com

General Manager: Tyler Parsons
Field Manager: Johnny Rodriguez
Pitching Coach: Paul Davis
Hitting Coach: Roberto Espinoza
Trainer: TBA



FRONT OFFICE

2014 CARDINALS

2013 REVIEW

HISTORY

MINOR LEAGUES

TEXAS LEAGUE

MISC.

MEMPHIS REDBIRDS

Triple-A Pacific Coast League ♦ 2013 Record: 69-75
Attendance: 498,362



2013 INDIVIDUAL BATTING STATISTICS

BATTERS	AVG	G	AB	R	H	2B	3B	HR	RBI	TB	BB	IBB	SO	SB	CS	OBP	SLG	OPS	SF	SAC	HBP	DP	E
Albitz, Vance	.268	28	82	12	22	3	0	1	9	28	2	0	9	3	0	.289	.341	.640	1	1	2	2	1
Chambers, Adron	.252	101	333	51	84	13	4	8	43	129	39	0	75	16	2	.338	.387	.725	6	8	7	7	4
Christian, Justin	.270	107	374	41	101	16	3	3	29	132	31	2	44	14	4	.332	.353	.685	1	1	4	18	2
Curtis, Jermaine	.257	115	370	45	95	17	1	5	49	129	52	2	53	10	2	.355	.349	.703	5	2	7	9	12
Freese, David	.333	3	12	2	4	2	0	0	4	6	1	0	2	0	0	.385	.500	.885	0	0	0	0	0
Garcia, Greg	.271	116	354	50	96	23	4	3	35	136	49	1	70	14	2	.377	.384	.761	0	10	11	10	12
Huffman, Chad	.282	108	309	49	87	18	1	13	55	146	47	0	70	2	0	.379	.472	.852	4	1	4	10	1
Jackson, Ryan	.278	121	442	49	123	19	1	3	34	153	52	0	91	9	0	.352	.346	.698	7	7	2	13	9
Johnson, Rob	.236	59	195	27	46	8	1	7	32	77	24	1	42	0	2	.317	.395	.712	2	0	0	4	2
Mateo, Luis	.286	5	14	3	4	0	0	0	1	4	2	0	3	0	0	.375	.286	.661	0	0	0	0	1
O'Neill, Mike	.295	32	112	16	33	3	0	0	3	36	20	0	11	1	0	.402	.321	.723	0	1	0	2	0
Perez, Audry	.211	25	90	7	19	3	0	0	7	22	2	0	10	0	0	.228	.244	.473	0	1	0	5	2
Peterson, Brock	.296	122	456	69	135	30	1	25	86	242	44	1	114	1	1	.364	.531	.895	2	0	6	12	8
Pham, Thomas	.264	30	106	6	28	6	1	1	13	39	7	0	25	2	1	.310	.368	.678	0	0	0	4	2
Ramsey, James	.000	1	3	0	0	0	0	0	0	0	0	0	1	0	0	.000	.000	.000	0	0	0	0	0
Romak, Jamie	.242	134	458	69	111	32	1	22	74	211	49	1	115	6	1	.322	.461	.782	3	2	6	12	6
Swauger, Chris	.212	48	104	10	22	6	0	2	12	34	7	1	24	1	1	.259	.327	.586	1	1	0	2	0
Tartamella, Travis	.244	53	176	11	43	4	0	3	18	56	14	1	54	0	1	.302	.318	.620	1	1	1	2	1
Taveras, Oscar	.306	46	173	25	53	12	0	5	32	80	9	1	22	5	1	.341	.462	.803	2	1	1	6	1
Towles, J.R.	.237	19	59	15	14	3	1	5	14	34	8	1	10	0	0	.366	.576	.942	0	0	4	1	0
Wong, Koltlen	.303	107	412	68	125	21	8	10	45	192	41	3	60	20	1	.369	.466	.835	4	2	4	9	13
Team Total	.265	144	4790	634	1267	244	27	116	600	1913	508	15	971	104	19	.340	.399	.739	39	72	59	129	104

MEMPHIS REDBIRDS



2013 INDIVIDUAL PITCHING STATISTICS

PITCHERS	W	L	ERA	G	GS	CG	SHO	SV	SVO	IP	H	R	ER	HR	HB	BB	IBB	SO	BK	WP	GO/AO	DP	WHIP	AVG
Additon, Nick	9	7	4.10	24	21	1	1	0	0	131.2	117	63	60	15	3	38	0	117	0	6	0.79	7	1.18	.237
Almarante, Jose	0	0	0.00	1	0	0	0	0	0	1.1	3	0	0	0	0	0	0	1	0	0	0.00	0	2.25	.429
Blazek, Michael	1	2	2.77	19	0	0	0	2	4	26.0	17	8	8	1	0	16	0	27	0	2	0.58	2	1.27	.185
Boggs, Mitchell	0	2	5.70	18	3	0	0	0	1	23.2	30	21	15	2	4	11	0	14	0	2	0.97	1	1.73	.297
Browning, Barret	1	2	4.58	13	0	0	0	0	1	19.2	24	10	10	2	0	6	0	17	0	0	1.64	3	1.53	.312
Butler, Keith	3	2	3.62	20	1	0	0	2	6	27.1	21	12	11	3	0	9	2	28	0	0	0.83	2	1.10	.210
Carpenter, Chris	0	1	10.80	1	1	0	0	0	0	3.1	9	4	4	0	0	2	0	2	0	0	5.00	1	3.30	.529
Castillo, Richard	1	2	1.93	5	5	0	0	0	0	28.0	22	6	6	1	1	14	0	17	0	1	1.46	1	1.29	.216
Cleto, Maikel	2	3	6.92	16	9	0	0	0	1	53.1	49	42	41	4	3	53	0	53	0	4	0.67	3	1.91	.246
Delgado, Ramon	0	0	4.05	4	0	0	0	0	1	6.2	6	3	3	2	0	1	0	6	0	0	1.00	1	1.05	.261
Fornataro, Eric	1	4	6.02	37	4	0	0	1	3	55.1	65	42	37	5	8	23	2	39	1	7	1.88	5	1.59	.300
Freeman, Sami	7	2	2.97	49	0	0	0	2	3	69.2	57	25	23	4	3	27	1	66	0	3	1.07	1	1.21	.218
Gast, John	3	1	1.16	7	7	0	0	0	0	38.2	28	6	5	0	3	13	0	35	0	0	1.43	5	1.06	.214
Greenwood, Nick	2	8	5.63	22	7	0	0	0	0	54.1	65	39	34	9	1	19	4	24	0	2	1.96	7	1.55	.305
Hooker, Deryk	0	0	5.23	15	0	0	0	0	2	20.2	20	12	12	2	0	8	2	14	0	0	1.24	1	1.35	.253
Lyons, Tyler	7	2	3.32	17	16	0	0	0	0	100.1	85	40	37	6	6	19	0	86	0	0	1.28	8	1.04	.230
Maness, Seth	2	2	4.32	4	4	0	0	0	0	25.0	34	12	12	2	1	3	0	18	0	0	0.96	0	1.48	.333
Marte, Victor	2	3	4.94	45	0	0	0	11	16	54.2	62	31	30	2	2	27	5	55	0	8	1.23	1	1.63	.283
Martinez, Carlos	5	3	2.51	13	13	0	0	0	0	68.0	54	22	19	3	6	27	1	63	1	6	1.73	3	1.19	.213
McGregor, Scott	6	10	4.83	18	17	0	0	0	0	100.2	111	61	54	10	4	29	1	67	0	5	1.26	11	1.39	.283
Rondon, Jorge	3	5	3.06	51	0	0	0	1	3	67.2	72	31	23	6	2	37	3	42	1	7	1.38	9	1.61	.274
Rzepczynski, Marc	1	2	3.07	32	0	0	0	0	2	44.0	44	23	15	1	1	18	2	31	0	2	1.62	4	1.41	.263
Salas, Fernando	1	2	1.90	22	0	0	0	12	13	23.2	15	8	5	1	1	5	0	21	0	0	0.53	1	0.85	.181
Sanchez, Eduardo	0	0	3.72	9	0	0	0	1	4	9.2	10	4	4	2	2	4	0	7	0	4	0.91	1	1.45	.270
Siegrist, Kevin	1	0	1.17	5	0	0	0	0	0	7.2	3	2	1	0	0	3	0	9	0	1	1.14	0	0.78	.111
Stoppelman, Lee	1	1	4.50	3	0	0	0	0	0	2.0	4	1	1	0	0	2	0	2	0	0	4.00	0	3.00	.400
Thomas, Kevin	0	1	10.80	4	0	0	0	0	0	3.1	5	6	4	1	1	1	0	5	0	1	0.50	0	1.80	.313
Wacha, Michael	5	3	2.65	15	15	0	0	0	0	85.0	65	26	25	9	0	19	0	73	0	5	0.64	0	0.99	.210
Whiting, Boone	5	5	4.09	21	21	1	0	0	0	105.2	107	51	48	11	1	40	0	99	0	5	0.50	2	1.39	.261
Team Total	69	75	3.91	144	144	2	15	32	60	1257.0	1204	611	546	104	53	474	23	1038	3	71	1.42	80	1.33	.252

FRONT OFFICE

2014 CARDINALS

2013 REVIEW

HISTORY

MINOR LEAGUES

TEXAS LEAGUE

MISC.

PALM BEACH CARDINALS

Class-A Florida State League ♦ 2013 Record: 64-71
Attendance: 64,121



2013 INDIVIDUAL BATTING STATISTICS

BATTERS	AVG	G	AB	R	H	2B	3B	HR	RBI	TB	BB	IBB	SO	SB	CS	OBP	SLG	OPS	SF	SAC	HBP	DP	E
Castillo, Juan	.244	39	131	11	32	4	0	0	11	36	11	0	26	0	1	.303	.275	.578	0	3	0	4	5
Castillo, Ronald	.273	3	11	3	3	0	0	1	2	6	0	0	2	0	0	.273	.545	.818	0	0	0	0	0
Ehrlich, Adam	.150	7	20	1	3	0	0	0	3	3	4	0	4	0	0	.292	.150	.442	0	0	0	0	1
Garcia, Anthony	.217	98	345	37	75	16	1	13	45	132	26	0	95	6	2	.286	.383	.669	4	2	9	6	7
Gil, Ronny	.230	90	261	29	60	13	3	1	22	82	25	0	57	11	4	.300	.314	.614	0	4	1	6	23
Keener, Jonathan	.333	1	3	0	1	0	0	0	0	1	0	0	0	0	0	.333	.333	.667	0	0	0	0	0
Klein, Geoffrey	.000	1	1	2	0	0	0	0	0	0	1	0	0	0	0	.750	.000	.750	0	0	2	0	0
Lewis, Adam	.220	17	50	7	11	5	0	0	2	16	5	0	8	0	0	.291	.320	.611	0	1	0	2	0
Longmire, Nick	.229	113	428	40	98	21	4	9	46	154	20	1	118	8	3	.265	.360	.625	0	4	1	13	2
Mejia, Alex	.207	81	295	26	61	14	0	0	24	75	13	0	39	6	3	.247	.254	.501	4	10	4	12	15
Montero, Jesus	.208	47	154	10	32	7	0	3	21	48	8	0	43	1	2	.250	.312	.562	1	3	1	3	3
Parque, Jimmy	.176	5	17	1	3	0	0	0	1	3	0	0	4	0	0	.263	.176	.440	0	0	2	0	1
Piscotty, Stephen	.292	63	243	30	71	14	2	9	35	116	18	2	27	4	5	.348	.477	.826	0	0	3	4	1
Popkins, David	.317	93	350	49	111	21	6	6	45	162	27	2	78	9	7	.377	.463	.840	2	9	8	3	4
Rahmatulla, Tyler	.205	23	73	8	15	2	0	0	2	17	6	0	11	2	0	.266	.233	.499	0	0	0	2	3
Ramsey, James	.361	18	61	17	22	5	2	1	7	34	12	0	12	1	0	.481	.557	1.038	1	0	3	0	0
Rasmus, Casey	.310	12	42	1	13	1	1	0	10	16	1	0	12	3	1	.328	.381	.707	0	1	0	0	0
Rodriguez, Jonathan	.284	126	455	71	129	34	1	18	72	219	60	1	101	21	4	.373	.481	.854	2	0	6	8	6
Rodriguez, Starlin	.293	35	133	19	39	9	0	1	14	51	13	1	21	3	1	.360	.383	.743	2	0	2	0	1
Stanley, Cody	.226	23	84	7	19	1	2	1	11	27	2	0	17	0	1	.256	.321	.577	2	0	2	0	1
Stienstra, Danny	.276	117	417	28	115	14	1	4	38	143	28	0	47	1	3	.324	.343	.667	1	3	2	13	13
Tilson, Charlie	.294	9	34	1	10	1	1	0	0	13	5	0	6	0	0	.385	.382	.767	0	0	0	1	0
Valera, Cesar	.174	8	23	2	4	1	0	0	1	5	1	0	11	2	0	.240	.217	.457	0	0	1	1	0
Walsh, Colin	.262	94	351	59	92	20	6	4	34	136	58	1	68	11	1	.370	.387	.757	0	1	2	9	7
Williams, Matt	.262	76	237	39	62	10	0	3	12	81	26	0	33	11	4	.340	.342	.681	0	1	2	4	10
Wilson, Jacob	.179	32	117	12	21	4	0	3	10	34	17	0	20	0	1	.294	.291	.585	0	1	2	2	4
Wisdom, Patrick	.250	25	92	8	23	4	0	2	11	33	9	0	23	1	0	.317	.359	.676	0	1	0	2	3
Team Total	.254	135	4428	518	1125	221	30	79	479	1643	396	8	883	101	43	.321	.371	.693	19	44	53	95	125

PALM BEACH CARDINALS



2013 INDIVIDUAL PITCHING STATISTICS

PITCHERS	W	L	ERA	G	GS	CG	SHO	SV	SVO	IP	H	R	ER	HR	HB	BB	IBB	SO	BK	WP	GO/AO	DP	WHIP	AVG
Adamek, Brady	0	0	0.00	1	0	0	0	0	0	1.1	0	0	0	0	0	0	0	1	0	0	2.00	0	0.00	.000
Almarante, Jose	0	2	5.54	16	1	0	0	0	0	26.0	31	18	16	2	0	10	1	26	0	1	0.48	1	1.58	.295
Baker, Corey	2	2	3.90	14	2	0	0	1	2	32.1	32	14	14	1	2	12	0	23	0	2	0.97	3	1.36	.267
Bautista, Juan	1	0	3.21	3	3	0	0	0	0	14.0	11	5	5	0	2	4	0	6	1	1	0.62	1	1.07	.234
Billbrough, Logan	0	0	2.12	12	0	0	0	0	0	17.0	14	4	4	0	0	5	0	21	0	0	0.56	1	1.12	.222
Booden, Jacob	1	0	5.40	3	0	0	0	0	0	3.1	6	3	2	0	0	3	0	1	0	0	8.00	1	2.70	.375
Cooney, Tim	3	3	2.75	6	6	1	0	0	0	36.0	38	14	11	1	1	4	0	23	0	0	1.35	1	1.17	.273
Cornelius, Jonathan	2	1	2.66	11	5	0	0	1	1	44.0	39	18	13	0	2	7	0	31	0	1	1.28	4	1.05	.239
Corrigan, Chris	0	1	5.14	2	1	0	0	0	0	7.0	6	5	4	0	3	4	0	4	0	3	1.00	2	1.43	.250
Creath, Brandon	0	2	4.26	12	0	0	0	0	1	19.0	19	10	9	3	1	12	0	19	0	3	0.57	0	1.63	.260
Cuda, Joe	4	0	1.40	7	7	0	0	0	0	38.2	33	8	6	0	0	6	0	29	0	0	0.85	3	1.01	.226
Gaviglio, Sam	4	1	2.72	7	7	0	0	0	0	39.2	29	13	12	2	1	12	0	30	0	1	1.69	0	1.03	.207
Gonzales, Marco	0	0	1.62	4	4	0	0	0	0	16.2	10	3	3	1	0	5	0	13	0	0	0.57	2	0.90	.179
Gorgen, Scott	3	2	4.55	6	5	0	0	0	1	29.2	30	17	15	4	1	10	0	23	1	0	0.64	2	1.35	.270
Hald, Kyle	5	8	4.42	24	24	0	0	0	0	136.1	153	80	67	5	5	31	0	74	4	7	0.87	14	1.35	.288
Hernandez, Hector	3	3	3.77	9	8	0	0	0	0	45.1	49	23	19	5	2	20	0	28	0	2	0.88	8	1.52	.288
Heyer, Kurt	6	5	3.42	15	14	0	0	0	0	84.1	75	35	32	7	5	22	0	61	1	2	0.74	4	1.15	.246
Jenkins, Tyrell	0	0	4.50	3	3	0	0	0	0	10.0	13	6	5	0	0	1	0	6	0	2	2.29	1	1.40	.310
Kiekhefer, Dean	4	3	3.27	25	0	0	0	7	9	44.0	48	18	16	1	1	8	2	28	0	0	2.22	3	1.27	.277
Lee, Thomas	0	1	0.00	2	0	0	0	1	1	3.2	4	1	0	0	0	1	0	1	0	0	1.25	1	1.36	.286
Lucas, Aidan	0	1	4.70	6	0	0	0	1	1	7.2	11	6	4	0	0	4	0	6	0	0	1.14	3	1.96	.344
Melling, Tyler	3	4	4.93	17	13	0	0	0	0	73.0	80	46	40	6	1	21	2	43	0	4	0.70	4	1.38	.276
Miller, Travis	2	10	5.23	26	9	0	0	0	1	65.1	79	44	38	2	6	35	1	43	2	5	1.27	9	1.74	.307
Miranda, Danny	3	1	1.58	24	0	0	0	3	6	40.0	33	10	7	2	3	6	0	29	0	0	0.80	1	0.98	.220
Nazario, Iden	1	4	4.42	38	0	0	0	3	5	55.0	49	30	27	6	3	24	1	64	0	5	0.60	2	1.33	.238
Petrick, Zach	3	0	0.27	9	4	0	0	1	1	33.1	21	4	1	0	0	4	1	32	0	1	1.20	6	0.75	.176
Shaban, Ronnie	2	5	1.73	45	0	0	0	18	21	52.0	39	14	10	2	1	20	3	41	0	5	0.63	4	1.13	.211
Sherriff, Ryan	4	4	2.31	13	13	1	1	0	0	78.0	67	25	20	3	1	13	0	41	1	2	0.80	6	1.03	.231
Stock, Robert	2	0	4.37	18	0	0	0	0	2	22.2	20	14	11	2	4	16	0	27	0	0	0.86	0	1.59	.238
Stoppelman, Lee	2	1	1.50	15	0	0	0	0	1	24.0	16	8	4	0	0	10	0	26	0	0	0.88	2	1.08	.184
Swagerty, Jordan	0	1	13.50	6	0	0	0	0	0	6.2	11	10	10	0	1	8	0	4	0	2	1.00	4	2.85	.407
Voss, Jay	1	4	13.50	8	5	0	0	0	0	21.1	34	33	32	5	5	18	0	10	0	2	0.63	3	2.44	.370
Watson, Brad	1	0	2.00	2	1	0	0	0	0	9.0	9	5	2	0	0	1	0	5	0	0	1.56	0	1.11	.243
Wyatt, Heath	2	2	2.16	16	0	0	0	3	3	25.0	24	7	6	1	2	7	3	18	0	0	2.64	6	1.24	.270
Team Total	64	71	3.59	135	135	2	13	39	56	1161.1	1133	551	463	61	53	364	14	837	10	51	1.20	102	1.29	.258

FRONT OFFICE

2014 CARDINALS

2013 REVIEW

HISTORY

MINOR LEAGUES

TEXAS LEAGUE

MISC.

PEORIA CHIEFS

Class-A Midwest League ♦ 2013 Record: 68-69
Attendance: 208,616



2013 INDIVIDUAL BATTING STATISTICS

BATTERS	AVG	G	AB	R	H	2B	3B	HR	RBI	TB	BB	IBB	SO	SB	CS	OBP	SLG	OPS	SF	SAC	HBP	DP	E
Caldwell, Bruce	.179	24	84	6	15	2	0	1	5	20	8	1	23	0	0	.247	.238	.485	1	1	0	2	4
Ehrlich, Adam	.348	7	23	5	8	2	0	0	6	10	1	0	6	0	0	.375	.435	.810	0	1	0	0	3
Herrera, Juan	.271	23	85	5	23	4	0	0	3	27	7	0	22	2	0	.333	.318	.651	0	1	1	2	5
Keener, Jonathan	.208	16	48	3	10	1	0	0	1	11	1	0	9	0	0	.235	.229	.464	1	2	1	2	3
Kelly, Carson	.219	43	146	18	32	6	0	2	13	44	13	0	25	0	0	.288	.301	.590	2	5	2	3	6
Klein, Geoff	.179	10	28	2	5	0	0	1	8	8	4	0	11	0	1	.324	.286	.609	0	1	2	0	2
Martin, Trevor	.373	29	110	11	41	6	2	2	22	57	2	0	23	0	1	.395	.518	.913	0	1	2	4	8
Martini, Nick	.252	106	365	36	92	18	2	2	36	120	40	3	40	9	8	.339	.329	.668	2	0	9	9	2
Mateo, Leandro	.091	4	11	0	1	0	0	0	0	1	0	0	3	0	0	.091	.091	.182	0	0	0	0	2
McElroy, C.J.	.240	58	242	24	58	9	3	0	23	73	17	0	40	8	8	.288	.302	.590	1	6	0	2	0
Mejia, Alex	.281	40	153	26	43	9	2	1	13	59	9	0	29	2	1	.327	.386	.713	1	4	2	2	7
Montero, Jesus	.220	19	59	9	13	3	0	2	4	22	6	0	20	0	0	.343	.373	.716	0	1	5	1	2
Parque, Jimmy	.163	17	43	5	7	0	0	1	3	10	4	0	12	0	0	.294	.233	.527	0	0	4	2	1
Perez, Luis	1.000	1	1	1	1	0	0	1	3	4	0	0	0	0	0	1.000	4.000	5.000	0	0	0	0	0
Popkins, David	.000	4	8	1	0	0	0	0	0	0	0	0	3	0	0	.111	.000	.111	0	0	1	0	0
Ramos, Steven	.071	4	14	0	1	0	0	0	1	1	1	0	6	0	0	.125	.071	.196	1	0	0	0	0
Rasmus, Casey	.296	25	71	13	21	2	1	0	6	25	6	1	10	4	2	.359	.352	.711	0	3	1	2	1
Schaffer, Jeremy	.214	75	281	25	60	14	1	11	33	109	22	0	61	2	2	.273	.388	.661	5	0	3	5	6
Swinson, Michael	.207	40	135	17	28	4	3	0	13	38	17	0	39	8	0	.299	.281	.580	1	3	1	5	2
Tilson, Charlie	.303	100	376	49	114	8	6	4	30	146	25	1	58	15	6	.349	.388	.737	1	7	2	4	7
Valera, Breyvic	.309	128	515	71	159	18	6	0	48	189	40	0	30	13	7	.368	.367	.725	2	4	1	10	17
Vargas, Ildemaro	.248	115	419	54	104	15	3	1	39	128	31	1	49	8	4	.304	.305	.609	1	13	3	19	13
Velazco, Genwuins	.206	77	247	25	51	4	1	1	11	60	30	0	45	5	0	.290	.243	.533	2	6	0	13	3
Walton, Jordan	.278	109	403	47	112	24	3	3	49	151	31	1	77	5	5	.333	.375	.708	5	2	5	6	11
Washington, David	.333	3	9	1	3	2	0	0	1	5	6	1	2	0	0	.600	.556	1.156	0	0	0	0	0
Wiley, Brett	.167	2	6	2	1	0	1	0	1	3	2	0	1	0	0	.375	.500	.875	0	0	0	2	0
Wilson, Jacob	.264	97	348	63	92	24	1	15	72	163	40	1	54	6	5	.350	.468	.818	8	3	10	6	6
Wisdom, Patrick	.231	104	372	54	86	20	4	13	62	153	42	0	114	4	1	.312	.411	.723	3	3	3	4	18
Young, Matthew	.214	4	14	0	3	1	0	0	0	4	1	0	5	0	0	.267	.286	.552	0	0	0	0	0
Team Total	.256	138	4616	573	1184	196	39	61	506	1641	406	10	817	91	51	.322	.356	.678	37	67	58	105	140

PEORIA CHIEFS



2013 INDIVIDUAL PITCHING STATISTICS

PITCHERS	W	L	ERA	G	GS	CG	SHO	SV	SVO	IP	H	R	ER	HR	HB	BB	IBB	SO	BK	WP	GO/AO	DP	WHIP	AVG
Adamek, Brady	1	1	2.05	17	0	0	0	1	1	26.1	22	6	6	0	4	15	0	27	0	4	1.04	2	1.41	227
Aldrete, Michael	2	2	5.31	27	0	0	0	1	4	42.1	45	28	25	2	2	20	3	45	0	10	1.42	2	1.54	269
Baker, Corey	1	1	1.85	14	0	0	0	1	1	24.1	21	5	5	0	1	2	0	29	0	0	1.86	2	0.95	236
Cuda, Joe	5	4	4.28	15	15	0	0	0	0	75.2	92	43	36	5	1	18	0	77	0	4	1.52	8	1.45	303
Donofrio, Joe	6	2	2.63	40	0	0	0	5	6	68.1	56	25	20	3	4	17	1	85	0	4	1.92	8	1.07	220
Garcia, Sifredo	4	5	3.82	18	18	1	0	0	0	99.0	100	51	42	6	14	30	0	64	0	3	2.48	8	1.31	256
Helisek, Kyle	7	7	3.13	23	23	0	0	0	0	129.1	128	56	45	5	4	42	1	101	0	11	1.00	14	1.31	258
Hernandez, Hector	5	3	3.42	13	13	0	0	0	0	76.1	65	29	29	8	3	28	2	80	0	6	1.26	4	1.22	226
Heyer, Kurt	3	2	3.40	8	8	0	0	0	0	39.2	44	16	15	2	0	12	1	35	0	2	1.35	5	1.41	280
Jenkins, Tyrell	4	4	4.74	10	10	2	1	0	0	49.1	51	28	26	4	1	24	0	34	0	4	1.92	5	1.52	267
Jones, Cory	8	2	2.04	11	11	0	0	0	0	66.1	52	17	15	4	3	16	0	52	0	8	0.99	5	1.03	215
Lee, Thomas	5	1	2.44	24	1	0	0	0	2	48.0	41	14	13	5	3	5	0	46	0	3	1.32	6	0.96	229
Llorens, Dixon	3	3	2.85	37	0	0	0	11	12	47.1	34	15	15	2	0	23	2	71	1	6	1.09	3	1.20	199
Lucas, Josh	0	4	6.53	4	4	0	0	0	0	20.2	37	22	15	2	2	5	0	8	0	1	2.06	4	2.03	394
Martini, Nick	0	0	0.00	1	0	0	0	0	0	1.0	1	0	0	0	0	0	0	0	0	0	0.50	0	1.00	250
Mayers, Mike	0	3	3.70	5	5	0	0	0	0	24.1	29	10	10	2	1	5	0	14	0	2	1.12	3	1.40	302
O'Shea, Ben	1	4	5.70	6	6	0	0	0	0	30.0	42	20	19	2	3	9	0	17	0	2	0.67	0	1.70	328
Petry, Chris	2	4	3.91	9	9	0	0	0	0	48.1	50	27	21	3	2	15	0	40	0	2	1.00	2	1.34	266
Petrick, Zach	1	0	0.83	16	0	0	0	7	8	32.2	24	5	3	1	2	8	1	46	0	2	1.60	1	0.98	200
Polanco, Jhonny	2	1	5.09	8	0	0	0	0	0	17.2	19	11	10	2	3	9	0	22	0	0	0.67	0	1.58	271
Rasmus, Casey	0	0	18.00	1	0	0	0	0	0	1.0	2	2	2	0	1	2	0	0	0	0	0.50	0	4.00	500
Russell, Zach	0	0	0.82	11	0	0	0	5	5	11.0	5	1	1	1	0	2	0	17	0	2	1.67	0	0.64	132
Sabatino, Steven	0	1	1.54	7	0	0	0	1	1	11.2	9	3	2	0	0	5	1	15	0	0	1.50	1	1.20	209
Scanio, Joseph	3	4	3.95	40	0	0	0	0	3	73.0	76	34	32	3	9	24	2	58	0	6	2.34	8	1.37	278
Stock, Robert	0	1	2.30	14	0	0	0	4	5	15.2	11	4	4	0	3	10	0	15	0	4	1.25	1	1.34	208
Thomas, Christopher	1	0	2.35	4	0	0	0	0	0	7.2	5	2	2	0	0	2	0	11	0	0	1.00	1	0.91	192
Tuivailala, Samuel	0	3	5.35	28	0	0	0	1	3	35.1	31	22	21	0	4	20	1	50	0	4	1.57	2	1.44	233
Velazco, Gerwuins	0	0	0.00	1	0	0	0	0	0	1.0	0	0	0	0	0	0	0	0	0	0	0.50	0	0.00	000
Villanueva, Dail	0	2	11.74	3	3	0	0	0	0	7.2	12	12	10	0	1	8	0	2	0	2	0.57	0	2.61	364
Voss, Jay	0	0	1.50	6	0	0	0	0	0	12.0	9	2	2	1	2	5	0	11	0	1	0.60	0	1.17	209
Watson, Brad	3	5	4.27	11	11	0	0	0	0	65.1	74	35	31	8	5	17	1	55	1	9	1.76	8	1.39	284
Westbrook, Jake	1	0	1.29	1	1	0	0	0	0	7.0	4	1	1	0	0	0	0	5	0	0	14.00	0	0.57	167
Team Total	68	69	3.54	138	138	3	9	37	51	1215.1	1191	546	478	71	78	398	16	1112	2	102	1.73	103	1.31	256

FRONT OFFICE

2014 CARDINALS

2013 REVIEW

HISTORY

MINOR LEAGUES

TEXAS LEAGUE

MISC.

STATE COLLEGE SPIKES



Class-A New York-Penn League ♦ 2013 Record: 48-27

Attendance: 133,637

Playoffs: Lost to Tri-City (2-1) in NYP League Finals

2013 INDIVIDUAL BATTING STATISTICS

BATTERS	AVG	G	AB	R	H	2B	3B	HR	RBI	TB	BB	IBB	SO	SB	CS	OBP	SLG	OPS	SF	SAC	HBP	DP	E
Bosco, Jimmy	.300	65	240	34	72	18	6	3	27	111	21	1	54	3	6	.360	.463	.822	1	2	2	0	4
Bryan, Vaughn	.125	2	8	1	1	1	0	0	0	2	0	0	2	0	0	.125	.250	.375	0	0	0	0	1
Caldwell, Bruce	.321	36	131	30	42	9	0	1	15	54	22	0	29	6	1	.417	.412	.829	2	1	1	0	2
Castillo, Ronald	.341	37	138	18	47	6	2	2	28	63	7	1	23	4	1	.370	.457	.826	1	0	0	2	3
De Leon, Alex	.197	38	117	9	23	4	1	4	13	41	11	0	36	1	1	.284	.350	.634	2	0	4	3	4
Herrera, Juan	.067	4	15	1	1	0	0	0	0	1	2	0	1	0	0	.176	.067	.243	0	0	0	1	0
Herrera, Juan	.256	43	164	21	42	9	1	1	11	56	18	0	31	2	1	.349	.341	.691	1	0	6	4	11
Katz, Mason	.249	56	197	27	49	13	1	2	23	70	21	1	49	2	1	.345	.355	.700	2	0	9	5	8
Kelly, Carson	.277	70	271	35	75	16	1	4	32	105	20	1	31	1	0	.340	.387	.728	0	2	6	15	9
Lewis, Adam	.300	3	10	1	3	1	0	0	2	4	1	0	2	0	0	.333	.400	.733	1	0	0	0	0
Martin, Trevor	.244	12	41	4	10	1	0	1	6	14	2	1	10	1	0	.279	.341	.621	0	0	0	0	0
Perez, Luis	.214	24	70	8	15	3	0	0	7	18	6	0	9	3	1	.284	.257	.541	3	1	2	2	3
Ramos, Steven	.341	67	252	40	86	12	3	2	24	110	15	0	47	22	4	.380	.437	.817	2	4	2	6	3
Rosenberg, Dante	.139	16	36	2	5	1	0	0	1	6	1	0	4	0	0	.205	.167	.372	0	1	2	1	1
Schulze, Michael	.275	35	109	16	30	5	1	0	12	37	5	0	10	2	2	.314	.339	.653	2	0	2	1	3
Valera, Cesar	.265	67	268	43	71	13	4	2	27	98	19	0	45	13	3	.338	.366	.703	1	2	11	9	17
Vigo, Brian	.188	8	16	2	3	2	0	0	0	5	1	0	4	0	0	.278	.313	.590	0	0	1	0	0
Voit, Luke	.242	46	149	14	36	7	0	2	16	49	21	1	29	1	0	.356	.329	.685	1	0	6	6	3
Washington, David	.261	72	261	34	68	17	0	10	50	115	40	8	76	4	2	.365	.441	.805	4	0	5	7	11
Wiley, Brett	.337	25	89	17	30	2	4	2	18	46	9	0	13	7	0	.392	.517	.909	3	1	1	2	2
Young, Matthew	.252	45	143	18	36	10	0	2	13	52	10	0	31	7	2	.301	.364	.664	0	1	0	4	4
Team Total	.275	75	2561	354	703	141	23	37	314	1001	234	14	505	77	24	.345	.391	.736	25	15	54	64	87

STATE COLLEGE SPIKES



2013 INDIVIDUAL PITCHING STATISTICS

PITCHERS	W	L	ERA	G	GS	CG	SHO	SV	SVO	IP	H	R	ER	HR	HB	BB	IBB	SO	BK	WP	GO/AO	DP	WHIP	AVG
Adamek, Brady	0	0	0.96	6	0	0	0	3	3	9.1	6	1	1	0	1	1	0	8	0	0	0.80	0	0.75	.188
Aldrete, Michael	1	0	6.97	13	0	0	0	1	1	20.2	29	18	16	2	1	13	0	18	0	3	1.37	3	2.03	.315
Bautista, Juan	1	5	4.87	12	12	0	0	0	0	61.0	76	46	33	5	0	27	0	31	0	2	2.18	8	1.69	.318
Booden, Jacob	5	0	1.19	16	0	0	0	4	4	30.1	21	4	4	1	1	11	1	39	0	2	0.80	0	1.05	.184
Brookshire, Chase	1	0	1.59	9	2	0	0	2	2	22.2	20	9	4	0	0	3	0	19	0	1	1.14	1	1.01	.233
De Leon, Victor	5	2	2.87	17	1	0	0	0	1	37.2	31	14	12	2	3	17	1	37	0	7	0.92	5	1.27	.230
Harris, Mitch	4	1	0.81	20	0	0	0	1	1	33.1	22	4	3	0	2	15	1	29	2	3	0.63	3	1.11	.193
Herget, Kevin	7	0	2.89	14	8	0	0	0	0	53.0	63	20	17	2	5	8	0	36	0	1	0.93	10	1.34	.306
Lucas, Josh	0	0	7.36	1	1	0	0	0	0	3.2	6	4	3	0	1	1	0	4	0	0	1.67	0	1.91	.333
O'Shea, Ben	3	2	5.79	6	6	0	0	0	0	28.0	24	18	18	4	2	9	0	22	0	0	1.61	2	1.18	.229
Paulino, Willy	2	3	3.09	15	9	1	0	0	0	58.1	44	24	20	2	9	34	0	52	0	7	1.23	9	1.34	.210
Perry, Chris	2	0	1.61	4	4	0	0	0	0	22.1	17	6	4	0	2	5	0	15	0	1	0.61	2	0.99	.207
Petree, Nick	3	1	1.62	12	9	0	0	0	0	55.2	46	11	10	2	3	16	0	46	1	1	1.06	5	1.11	.230
Pierce, Andrew	2	2	2.11	12	7	0	0	2	2	42.2	43	11	10	0	2	7	0	36	0	2	2.44	2	1.17	.262
Polanco, Jhonny	4	3	2.63	22	0	0	0	1	2	37.2	34	14	11	2	4	14	1	44	0	4	0.73	1	1.27	.234
Rauh, Jeff	3	2	4.05	23	0	0	0	5	8	26.2	23	13	12	3	4	17	3	28	0	2	0.85	1	1.50	.245
Reed, Jimmy	3	2	2.05	12	9	0	0	2	2	52.2	52	19	12	2	1	12	0	40	0	2	1.38	6	1.22	.255
Reyes, Arturo	1	2	2.08	10	7	0	0	0	1	43.1	37	13	10	3	2	15	0	25	0	1	2.16	6	1.20	.234
Webb, Kyle	1	2	3.12	17	0	0	0	2	2	26.0	27	12	9	0	3	4	1	20	2	2	1.67	2	1.19	.270
Team Total	48	27	2.80	75	75	1	5	23	29	665.0	621	261	207	30	46	229	8	549	5	41	1.73	66	1.28	.249

FRONT OFFICE

2014 CARDINALS

2013 REVIEW

HISTORY

MINOR LEAGUES

TEXAS LEAGUE

MISC.



JOHNSON CITY CARDINALS

Appalachian League ♦ 2013 Record: 36-31
Attendance: 25,612

2013 INDIVIDUAL BATTING STATS

BATTERS	AVG	G	AB	R	H	2B	3B	HR	RBI	TB	BB	IBB	SO	SB	CS	OBP	SLG	OPS	SF	SAC	HBP	DP	E
Acevedo, Jhohan	.293	27	99	13	29	4	0	1	14	36	8	0	18	6	1	.343	.364	706	1	2	0	2	2
Altobelli, J.J.	.284	48	169	18	48	12	2	2	18	70	16	0	30	4	2	.353	.414	767	0	1	2	5	4
Bean, Steve	.229	32	118	15	27	4	0	2	14	37	11	1	44	0	0	.303	.314	617	1	2	2	3	3
Bryan, Vaughn	.280	57	236	45	66	8	5	3	24	93	22	0	54	13	3	.341	.394	735	2	0	1	1	1
Garcia, Ronnierd	.286	59	231	41	66	17	2	5	39	102	24	0	53	2	0	.362	.442	803	1	1	4	4	16
Gonzalez, Yoenny	.192	32	104	8	20	4	2	0	10	28	4	0	22	0	3	.220	.269	489	1	5	0	1	1
Grieshaber, Kyle	.190	31	105	12	20	2	1	1	12	27	7	0	27	5	1	.250	.257	507	2	0	2	2	4
Jeffries, Lance	.235	20	68	10	16	2	0	0	4	18	6	0	32	7	2	.307	.265	571	0	0	1	0	3
Keener, Jonathan	.148	7	27	0	4	0	0	0	5	4	0	0	7	0	0	.143	.148	291	1	0	0	1	0
Lacy, Devante	.190	20	63	6	12	1	1	0	5	15	3	0	23	0	0	.235	.238	473	1	0	1	1	0
Mateo, Leandro	.161	18	56	11	9	0	0	1	3	12	5	0	11	4	1	.238	.214	452	1	0	1	0	5
Pedroza, Richy	.270	36	122	24	33	7	2	0	16	44	27	0	15	2	4	.408	.361	769	1	0	2	2	6
Peoples-Walls, Kenneth	.300	59	237	41	71	11	4	7	35	111	15	0	73	9	3	.352	.468	820	0	1	4	2	20
Perez, Luis	.292	16	65	9	19	3	0	2	6	28	3	0	16	2	2	.343	.431	774	0	0	2	3	0
Reyes, Robelys	.167	5	18	1	3	1	0	0	0	4	1	0	2	1	1	.211	.222	433	0	2	0	0	2
Ringo, Justin	.300	53	200	34	60	9	1	6	34	89	26	1	22	2	2	.387	.445	832	1	1	3	2	7
Rodriguez, Frankie	.121	14	33	2	4	1	0	0	2	5	2	0	12	0	0	.171	.152	323	0	1	0	0	0
Vigo, Brian	.119	17	42	4	5	0	0	0	0	5	2	0	15	3	1	.159	.119	278	0	1	0	0	2
Wick, Rowan	.256	56	207	28	53	11	1	10	35	96	30	1	71	2	1	.354	.464	818	1	1	2	0	4
Wiley, Brett	.294	33	126	16	37	6	2	2	24	53	18	1	29	3	3	.399	.421	819	0	0	4	1	5
Team Total	.259	67	2326	338	602	103	23	42	300	877	230	4	576	65	30	.332	.377	709	14	18	31	30	92

FRONT OFFICE

2014 CARDINALS

2013 REVIEW

HISTORY

MINOR LEAGUES

TEXAS LEAGUE

MISC.

JOHNSON CITY CARDINALS



2013 INDIVIDUAL PITCHING STATISTICS

PITCHERS	W	L	ERA	G	GS	CG	SHO	SV	SVO	IP	H	R	ER	HR	HB	BB	IBB	SO	BK	WP	GO/AO	DP	WHIP	AVG
Anderson, Will	2	3	4.71	11	9	0	0	0	0	42.0	48	26	22	4	1	6	0	28	0	3	2.17	5	1.29	.291
Baez, Fernando	1	0	0.82	26	0	0	0	6	6	33.0	15	3	3	0	3	23	0	47	0	4	0.53	2	1.15	.140
Booden, Jacob	0	0	1.13	2	1	0	0	0	0	8.0	8	1	1	0	0	3	0	7	0	0	0.56	2	1.38	.276
Brito, Ismael	0	1	4.76	5	0	0	0	0	0	5.2	8	3	3	0	0	3	0	9	0	0	0.33	0	1.94	.320
De Los Santos, Hansel	1	3	5.93	6	6	0	0	0	0	27.1	32	19	18	4	2	9	0	22	1	2	1.11	3	1.50	.291
Gerdel, Anderson	3	1	3.78	21	0	0	0	0	0	33.1	39	22	14	4	1	7	0	30	0	1	1.33	4	1.38	.291
Grana, Kyle	1	0	2.45	7	0	0	0	0	0	7.1	4	2	2	0	0	1	0	9	0	2	3.00	1	0.68	.160
Holback, Michael	2	0	2.18	16	4	0	0	1	2	33.0	24	11	8	1	2	17	0	44	1	3	2.12	3	1.24	.203
Keener, Jonathan	0	0	18.00	1	0	0	0	0	0	1.0	3	2	2	0	0	0	0	1	0	0	1.00	0	3.00	.500
Lee, Brandon	1	1	2.91	12	0	0	0	0	1	21.2	27	11	7	1	0	6	0	16	0	4	1.27	0	1.52	.293
Lomascolo, Nick	2	3	2.90	13	3	0	0	1	1	31.0	21	15	10	2	2	22	1	43	0	2	0.62	1	1.39	.196
Lopez, Stalyn	1	0	3.86	15	0	0	0	0	0	21.0	15	10	9	0	4	25	0	29	1	7	1.50	2	1.90	.214
Lorraine, Zach	3	1	2.04	24	0	0	0	3	7	39.2	29	10	9	1	1	11	2	47	1	6	0.97	2	1.01	.200
Martinez, Dailyn	4	3	2.70	12	12	0	0	0	0	63.1	61	31	19	3	3	23	0	31	1	6	2.50	10	1.33	.254
McKnight, Blake	3	1	2.69	11	10	0	0	0	0	60.1	58	19	18	1	2	8	0	46	0	4	1.98	5	1.09	.249
Mills, Tyler	0	0	11.81	7	0	0	0	0	1	5.1	7	8	7	1	3	10	0	4	0	0	1.25	2	3.19	.350
Paredas, Norge	2	2	3.58	19	0	0	0	1	2	37.2	34	19	15	5	3	21	1	40	0	10	1.30	2	1.46	.243
Perdomo, Luis	1	6	5.40	12	10	0	0	0	0	41.2	59	44	25	4	4	14	0	29	0	6	2.16	1	1.75	.316
Reyes, Alexander	6	4	3.39	12	12	0	0	0	0	58.1	54	26	22	1	4	28	0	68	1	8	0.74	5	1.41	.249
Sabatino, Steven	3	2	4.84	11	0	0	0	0	1	22.1	21	12	12	0	2	12	0	33	0	4	0.62	0	1.48	.241
Team Total	36	31	3.40	67	67	0	4	12	21	593.0	567	294	224	32	37	249	4	583	6	72	1.85	50	1.38	.251

FRONT OFFICE

2014 CARDINALS

2013 REVIEW

HISTORY

MINOR LEAGUES

TEXAS LEAGUE

MISC.



In dramatic fashion, Xavier Scruggs became the Springfield Cardinals All-Time Home Run King with two blasts in the final game of the season on Sept. 3, sitting two ahead of Steven Hill with 59 career homers.

Texas League

TEXAS LEAGUE

OPPONENTS AND MEDIA CONTACTS

LEAGUE OFFICE

Texas League Office
2442 Facet Oak
San Antonio, TX 78232
Office Phone: (210) 545-5297
Fax: (210) 545-5298

President: Tom Kayser
texasleague@sbcglobal.net



NORTH

ARKANSAS TRAVELERS

P.O. Box 55066
Little Rock, AR 72215
Office Phone: (501) 664-1555
Fax: (501) 664-1834

Media Contact:
Phil Elson
phil@travs.com



NW ARKANSAS NATURALS

P.O. Box 6817
Springdale, AR 72766
Office Phone: (479) 927-4900
Fax: (479) 756-8088

Media Contact:
Benjamin Kelly
naturalsradio@gmail.com



SPRINGFIELD CARDINALS

955 E. Trafficway
Springfield, MO 65802
Office Phone: (417) 832-3041
Fax: (417) 863-0388

Media Contact:
Andrew Buchbinder
abuchbinder@cardinals.com



TULSA DRILLERS

4802 East 15th St.
Tulsa, OK 74112
Office Phone: (918) 744-5998
Fax: (918) 747-3267

Media Contact:
Brian Carroll
brian@tulsadrillers.com



SOUTH

CORPUS CHRISTI HOOKS

734 E. Port Ave.
Corpus Christi, TX 78401
Office Phone: (361) 561-4665
Fax: (361) 561-4666

Media Contact:
Michael Coffin
mcoffin@cchooks.com



FRISCO ROUGHRIDERS

7300 RoughRiders Trail
Frisco, TX 75034
Office Phone: (972) 334-1925
Fax: (972) 334-1959

Media Contact:
Alex Vispoli
avispoli@ridersbaseball.com



MIDLAND ROCKHOUNDS

5514 N. Champions Dr.
Midland, TX 79706
Office Phone: (432) 520-2255
Fax: (432) 520-8326

Media Contact:
Bob Hards
bhards@midlandrockhounds.org



SAN ANTONIO MISSIONS

5757 Highway 90 West
San Antonio, TX 78227
Office Phone: (210) 675-7275
Fax: (210) 670-0001

Media Contact:
Mike Saeger
msaeger@samissions.com



FRONT OFFICE

2014 CARDINALS

2013 REVIEW

HISTORY

MINOR LEAGUES


TEXAS LEAGUE

MISC.

ARKANSAS TRAVELERS

Affiliate: Los Angeles Angels (2001)

Dickey-Stephens Park
 P.O. Box 55066
 Little Rock, AR 72215
 Telephone: (501) 664-1555
 Fax: (501) 664-1834
 E-mail: travs@travs.com
 Website: www.travs.com



MANAGER
 Phillip Wellman

PITCHING COACH
 Pat Rice

HITTING COACH
 Tom Tornincasa

TRAINER
 Mike Metcalfe

General ManagerPaul Allen
 Media Contact.....Phil Elson
 Radio Announcer.....Phil Elson
 StationKARN - 920 AM
 Capacity: 7,500
 Year Opened: 2007
 Directions: I-30 to Broadway exit. Proceed West on Broadway. Take a left on Willow. Right on Riverfront. Bus parking is just before the Broadway Bridge off to the right.

VISITING CLUB HOTEL

Hilton Little Rock Metro Center
 925 South University Avenue
 Little Rock, AR 72204
 (501) 664-5020

2013 RECAP (15-17 Overall; 8-8 Home; 7-9 Road)

DATE	H/A	W/L	SCORE	WP	LP	DATE	H/A	W/L	SCORE	WP	LP
4/19	A	W (7)	3-2	Ferrara	Boshers	6/20	H	L	14-5	Piazza	Cornelius
4/19	A	W (7)	3-0	Whiting	Batista	6/21	H	W	5-4	Wyatt	Johnson
4/20	A	L	6-2	Oye	Blair	6/22	H	L	5-4	Roth	Wright
4/21	A	W (10)	3-1	Hooker	Johnson	6/23	H	W	4-1	Greenwood	Correa
4/27	H	L	3-9	Oye	Castillo	7/14	H	W	6-3	Cornelius	Cisco
4/28	H	W (7)	15-2	McGregor	Piazza	7/15	H	L	5-3	Hynick	Carpenter
4/28	H	L	1-0	Grube	Ferrara	7/16	H	W	5-2	Petrick	Carpenter
4/29	H	W	12-2	Martinez	Hynick	7/17	H	W	3-1	Cooney	Correa
5/17	A	L	7-6	Boshers	Hooker	8/01	A	L	5-3	Graham	Petrick
5/18	A	W	7-0	Cooney	Batista	8/02	A	L	11-7	Correa	Cooney
5/19	A	L	5-3	Judy	Thomas	8/03	A	W	4-0	Ferrara	Batista
5/20	A	W	2-1	Castillo	Hynick	8/04	A	W	8-4	Cornelius	Hynick
6/04	H	L	4-2	Batista	Blair	8/27	A	L	8-4	Hynick	Cooney
6/05	H	L	6-2	Piazza	Greenwood	8/28	A	L	3-1	Roth	Petrick
6/06	H	L	4-3	Graham	Hooker	8/29	A	L	6-4	Oye	Ferrara
6/07	H	W (16)	7-6	Almarante	Maronde	8/30	A	L	4-1	Batista	Russell

2014 SCHEDULE

DAY	DATE	SITE	TIME	DAY	DATE	SITE	TIME
Thurs.	April 17	SPR	7:10	Thurs.	June 19	ARK	7:10
Fri.	April 18	SPR	7:10	Fri.	June 20	ARK	7:10
Sat.	April 19	SPR	6:10	Sat.	June 21	ARK	7:10
Sun.	April 20	SPR	4:10	Sun.	June 22	ARK	2:10
Fri.	April 25	ARK	7:10	Sun.	July 13	ARK	6:10
Sat.	April 26	ARK	6:10	Mon.	July 14	ARK	7:10
Sun.	April 27	ARK	2:10	Tues.	July 15	ARK	7:10
Mon.	April 28	ARK	7:10	Wed.	July 16	ARK	7:10
Fri.	May 16	SPR	7:10	Thurs.	July 31	SPR	7:10
Sat.	May 17	SPR	6:10	Fri.	Aug. 1	SPR	7:10
Sun.	May 18	SPR	2:10	Sat.	Aug. 2	SPR	6:10
Mon.	May 19	SPR	7:10	Sun.	Aug. 3	SPR	6:10
Tues.	June 3	ARK	7:10	Tues.	Aug. 26	SPR	7:10
Wed.	June 4	ARK	7:10	Wed.	Aug. 27	SPR	7:10
Thurs.	June 5	ARK	7:10	Thurs.	Aug. 28	SPR	7:10
Fri.	June 6	ARK	7:10	Fri.	Aug. 29	SPR	7:10

2013 Final Team Roster

PITCHERS	JERSEY#	B	T	HT	WT	BORN
Batista, Lay	20	R	R	6'0"	200	3/31/1989
Carpenter, David	24	R	R	6'3"	180	9/1/1987
Chaffee, Ryan	23	R	R	6'2"	195	5/18/1988
Cisco, Michael	14	R	R	5'11"	190	5/23/1987
Correa, Manny	33	R	R	6'3"	170	1/5/1989
Graham, Caleb	26	R	R	6'3"	220	1/18/1987
Hynick, Brandon	9	R	R	6'3"	205	3/7/1985
Maronde, Nick	31	R	R	6'3"	205	9/5/1989
Morin, Mike	28	R	R	6'4"	218	5/3/1991
Oye, Matt	38	R	R	6'5"	230	2/25/1986
Piazza, Mike	34	R	R	6'4"	205	11/24/1986
Ramirez, Elvin	37	R	R	6'3"	210	10/10/1987
Roth, Michael	29	L	L	6'1"	210	2/15/1990
Sappington, Mark	22	R	R	6'5"	209	11/17/1990
CATCHERS	JERSEY#	B	T	HT	WT	BORN
Bandy, Jett	17	R	R	6'4"	210	3/26/1990
Ramirez, Carlos	7	R	R	5'11"	210	3/19/1988
INFIELDERS	JERSEY#	B	T	HT	WT	BORN
Cowart, Kaleb	21	S	R	6'3"	195	6/2/1992
Cron, CJ	38	R	R	6'4"	235	1/5/1990
Gomez, Rolando	5	L	R	5'7"	145	6/18/1989
Lindsey, Taylor	8	L	R	6'0"	195	12/2/1991
Swift, Jimmy	11	R	R	6'2"	190	12/21/1987
Widlansky, Robbie	12	L	R	6'2"	210	11/6/1984
OUTFIELDERS	JERSEY#	B	T	HT	WT	BORN
Grichuk, Randal	15	R	R	6'1"	195	8/13/1991
Hankerd, Cyle	16	R	R	6'3"	215	1/24/1985
Jones, Ryan	25	L	L	6'0"	192	5/19/1988
Witherspoon, Travis	19	R	R	6'2"	190	4/16/1989

SERIES FACTS

Most Runs, Game:	By Springfield: 20 (20-3, June 10, 2012 at Hammons Field) By Arkansas: 18 (18-9, Sept. 4, 2005 at Hammons Field)
Widest Margin Victory:	By Springfield: 17 Runs (20-3, June 10, 2012 at Hammons Field) By Arkansas: 15 Runs (15-0, Aug. 5, 2005 at Ray Winder Field)
Longest Winning Streak:	By Springfield: 8 (July 31, 2012 to Sept. 3, 2012) By Arkansas: 5 (May 18, 2001 to June 14, 2011) *Most Recent
Attendance High:	At Hammons Field: 9,716 (July 15, 2013)

Cardinals vs. Travelers Last Three Years

2012 9-5 8-6 17-11 .607

FRONT OFFICE

2014 CARDINALS

2013 REVIEW

HISTORY

MINOR LEAGUES

TEXAS LEAGUE

MISC.

2013 INDIVIDUAL BATTING STATISTICS

BATTERS	AVG	G	AB	R	H	2B	3B	HR	RBI	TB	BB	IBB	SO	SB	CS	OBP	SLG	OPS	SF	SAC	HBP	DP	E
Bandy, Jett	.241	78	245	26	59	17	2	4	28	92	14	0	39	0	1	.303	.376	.678	3	1	9	5	5
Bemboom, Anthony	.154	8	26	1	4	0	0	0	4	4	1	0	5	1	0	.241	.154	.395	0	0	2	0	0
Cowart, Kaleb	.221	132	498	48	110	20	1	6	42	150	38	0	124	14	5	.279	.301	.580	3	4	3	11	25
Cron, C.J.	.274	134	519	56	142	36	1	14	83	222	23	5	83	8	4	.319	.428	.746	8	0	15	11	10
Fleury, Mark	.188	12	32	4	6	1	1	0	4	9	3	0	14	1	0	.278	.281	.559	0	1	1	0	6
Gomez, Rolando	.252	97	345	45	87	10	4	4	28	117	24	0	88	14	10	.298	.339	.637	4	0	0	3	16
Grichuk, Randal	.256	128	500	85	128	27	8	22	64	237	28	2	92	9	5	.306	.474	.780	3	2	9	10	2
Hairgrove, Trevor	.182	4	11	2	2	0	0	0	2	2	0	0	3	0	0	.182	.182	.364	0	0	0	1	0
Hankerd, Cyle	.260	35	127	23	33	4	0	6	22	55	9	0	35	0	0	.351	.433	.784	2	0	10	0	2
Heid, Drew	.288	63	208	21	60	12	1	3	20	83	31	1	49	5	3	.381	.399	.780	0	6	0	4	1
Jones, Ryan	.231	45	117	18	27	5	0	3	16	41	17	2	22	5	2	.331	.350	.681	1	4	1	2	0
Lindsey, Taylor	.274	134	508	68	139	22	6	17	56	224	48	3	91	4	4	.339	.441	.780	3	3	4	4	18
Long, Matt	.311	32	119	17	37	8	2	3	19	58	12	1	29	3	3	.371	.487	.859	1	1	0	0	1
Montanez, Luis	.284	22	81	14	23	5	0	3	14	37	5	0	10	3	1	.322	.457	.779	1	0	0	0	1
Perales, Danny	.122	10	41	1	5	0	0	0	0	5	1	0	4	0	0	.182	.122	.304	0	0	2	2	0
Ramirez, Carlos	.206	48	155	17	32	12	0	6	22	62	16	0	33	1	0	.301	.400	.701	0	4	5	6	4
Swift, Jimmy	.259	83	297	36	77	18	1	4	22	109	13	0	73	4	1	.291	.367	.658	4	8	2	6	11
Widlansky, Robbie	.261	88	314	38	82	13	1	8	46	121	28	2	58	4	1	.331	.385	.717	2	0	6	12	0
Witherspoon, Travis	.214	129	448	58	96	18	3	11	38	153	55	4	118	30	10	.299	.342	.641	4	5	1	11	6
Team Total	.250	139	4591	578	1149	228	31	114	530	1781	366	20	970	106	50	.313	.388	.701	39	39	70	88	115

2013 INDIVIDUAL PITCHING STATISTICS

PITCHERS	W	L	ERA	G	GS	CG	SHO	SV	SVO	IP	H	R	ER	HR	HB	BB	IBB	SO	BK	WP	GO/AO	DP	WHIP	AVG
Batista, Lay	5	8	3.37	22	22	0	0	0	0	122.2	105	50	46	8	14	43	1	89	0	10	1.33	11	1.21	.236
Berg, Jeremy	0	0	9.00	3	0	0	0	0	1	2.0	3	2	2	0	0	1	0	3	0	0	0.50	0	2.00	.375
Boshers, Buddy	3	2	3.14	28	0	0	0	1	2	28.2	20	12	10	1	0	13	0	35	1	3	1.45	3	1.15	.196
Carpenter, David	0	2	3.38	29	0	0	0	5	7	29.1	20	13	11	1	3	8	2	21	0	0	2.37	4	0.95	.194
Carpenter, Drew	3	1	1.44	5	5	0	0	0	0	31.1	20	6	5	3	0	4	0	18	0	0	1.09	3	0.77	.185
Chaffee, Ryan	3	2	2.92	47	0	0	0	0	2	61.2	41	28	20	3	2	35	4	73	1	13	1.18	1	1.23	.189
Cisco, Michael	4	4	3.99	46	3	0	0	1	4	58.2	51	26	26	3	2	24	3	41	0	3	1.05	8	1.28	.235
Coello, Robert	0	0	0.00	1	0	0	0	0	0	1.0	0	0	0	0	0	0	0	2	0	0	0.00	0	0.00	.000
Correa, Manny	5	12	5.63	26	24	1	0	1	1	132.2	176	93	83	16	10	23	0	77	1	5	0.98	15	1.50	.327
Giardina, Carmine	1	0	3.38	12	0	0	0	0	0	10.2	9	4	4	1	0	8	0	7	0	0	0.71	1	1.59	.237
Graham, Caleb	6	2	3.83	46	0	0	0	1	1	44.2	41	21	19	4	4	20	1	38	1	4	0.94	5	1.37	.243
Grube, Jarrett	4	1	3.12	7	7	0	0	0	0	40.1	32	15	14	4	2	10	0	49	0	2	0.85	0	1.04	.213
Heid, Drew	0	0	9.00	1	0	0	0	0	0	1.0	2	1	1	1	1	0	0	0	0	0	0.50	0	2.00	.400
Hynick, Brandon	12	5	2.80	24	24	0	0	0	0	141.2	114	50	44	16	4	34	1	98	0	7	0.73	16	1.04	.221
Johnson, Kevin	3	3	2.49	36	0	0	0	13	15	43.1	43	15	12	1	2	11	3	24	0	6	2.03	4	1.25	.267
Judy, Josh	1	3	6.50	18	0	0	0	6	8	18.0	20	14	13	6	1	5	0	19	0	1	0.75	1	1.39	.278
Kelley, Ty	0	0	9.00	2	0	0	0	0	0	2.0	3	2	2	0	0	1	0	2	0	0	0.33	0	2.00	.333
Maronde, Nick	2	4	3.51	41	0	0	0	0	2	56.1	41	25	22	4	2	37	2	63	0	2	0.96	2	1.38	.203
Morin, Mike	0	2	2.03	26	0	0	0	10	11	31.0	26	7	7	2	2	5	0	33	0	3	1.19	1	1.00	.230
Oye, Matt	7	8	4.81	23	18	0	0	0	0	112.1	128	65	60	21	3	34	0	72	0	6	0.93	10	1.44	.286
Piazza, Mike	6	2	3.15	21	15	0	0	0	0	88.2	79	33	31	7	2	37	1	87	1	5	0.92	8	1.31	.245
Ramirez, Elvin	1	1	4.09	37	1	0	0	1	3	50.2	47	23	23	1	2	22	1	42	0	6	0.91	5	1.36	.245
Roth, Michael	6	3	4.20	17	15	0	0	0	0	79.1	77	42	37	8	9	36	1	51	1	6	1.49	13	1.42	.262
Sappington, Mark	1	1	3.86	5	5	0	0	0	0	25.2	23	11	11	1	2	20	0	26	0	1	1.00	1	1.68	.240
Tillman, Daniel	0	0	8.64	8	0	0	0	0	1	8.1	3	8	8	0	2	10	0	6	0	5	0.90	1	1.56	.111
Team Total	73	66	3.76	139	139	1	13	39	58	1222.0	1124	566	511	112	69	441	20	976	6	88	1.32	113	1.28	.247

FRONT OFFICE

2014 CARDINALS

2013 REVIEW

HISTORY

MINOR LEAGUES

TEXAS LEAGUE

MISC.

CORPUS CHRISTI HOOKS

Affiliate: Houston Astros (2005)

Whataburger Field
734 E. Port Ave
Corpus Christi, TX 78401
Telephone: (361) 561-4665
Fax: (361) 561-4666
E-mail: info@cchooks.com
Website: www.cchooks.com



MANAGER
Keith Bodie

Vice President / General Manager.....Michael Wood
Media Contact.....Michael Coffin
Radio Announcer.....Michael Coffin
StationKKTX - 1360 AM

PITCHING COACH
Gary Ruby

Capacity: 5,314
Year Opened: 2005

HITTING COACH
Tim Garland

Directions: I-37 South to Bayfront/Shoreline exit, left on Chaparral to East Port Avenue. Turn left at East Port. Stadium is on the right.

TRAINER
Bryan Baca

VISITING CLUB HOTEL

Holiday Inn Marina
707 N. Shoreline Dr.
Corpus Christi, TX 78401

2013 RECAP (5-7 Overall; 3-3 Home; 2-4 Road)

DATE	H/A	W/L	SCORE	WP	LP
4/04	A	L	3-2	Stoffel	Castillo
4/05	A	W	2-0	McGregor	Tropeano
4/06	A	L	5-2	Wojciechowski	Ferrara
4/11	H	L	5-0	Martinez	McGregor
4/12	H	W	6-3	Siegrist	Heidenreich
4/13	H	L	3-2	Buchanan	Kiekhefer
6/26	A	L	13-1	Alaniz	Castillo
6/27	A	W	6-5	Thomas	Urckfitz
6/28	A	L	7-6	Robinson	Hooker
7/03	H	W	11-3	Cornelius	Seaton
7/04	H	W	2-1	Thomas	De Leon
7/05	H	L	10-8	Folyniewicz	Ferrara

2014 SCHEDULE

DAY	DATE	SITE	TIME	DAY	DATE	SITE	TIME
Sun.	April 6	SPR	4:10	Wed.	June 25	SPR	7:10
Mon.	April 7	SPR	7:10	Thurs.	June 26	SPR	7:10
Tues.	April 8	SPR	11:10am	Fri.	June 27	SPR	7:10
Sun.	April 13	CC	1:10	Wed.	July 2	CC	7:10
Mon.	April 14	CC	7:10	Thurs.	July 3	CC	7:10
Tues.	April 15	CC	7:10	Fri.	July 4	CC	7:10

2013 Final Team Roster

PITCHERS	JERSEY #	B	T	HT	WT	BORN
Alaniz, Ruben	20	R	R	6'4"	175	6/14/1991
Cruz, Luis	55	L	L	5'9"	170	9/10/1990
Dufek, Jonas	37	R	R	6'5"	215	6/30/1988
Foltynewicz, Michael	30	R	R	6'4"	200	10/7/1991
Geith, Theron	16	L	L	6'5"	170	6/27/1989
Hallock, Kyle	10	L	L	6'2"	185	8/6/1988
Heidenreich, Matt	51	L	R	6'5"	185	1/17/1991
Quevedo, Carlos	32	R	R	6'1"	222	9/30/1989
Rollins, David	18	L	L	6'1"	195	12/21/1989
Sogard, Alex	22	L	L	6'3"	215	7/25/1987
Tropeano, Nick	28	R	R	6'4"	205	8/27/1990
CATCHERS	JERSEY #	B	T	HT	WT	BORN
Alvarez, Luis	15	R	R	5'11"	230	2/28/1990
McCurdy, Ryan	3	R	R	5'10"	175	12/28/1987
INFIELDERS	JERSEY #	B	T	HT	WT	BORN
Castro, Erik	44	L	R	6'4"	200	11/13/1987
Duffy, Matt	6	R	R	6'3"	227	2/6/1989
Hernandez, Enrique	7	R	R	5'11"	170	8/24/1991
Meyer, Jonathan	23	R	R	6'1"	195	11/1/1990
Mier, Jiovanni	5	R	R	6'2"	180	8/26/1990
Torreyes, Ronald	1	R	R	5'9"	140	9/2/1992
OUTFIELDERS	JERSEY #	B	T	HT	WT	BORN
Heras, Leo	9	L	R	5'9"	190	5/29/1990
Muren, Drew	14	L	R	6'6"	195	11/22/1988
Santana, Domingo	13	R	R	6'5"	230	8/5/1992
Tucker, Preston	26	L	L	6'0"	217	7/6/1990

SERIES FACTS

Most Runs, Game:	By Springfield: 17 (17-10, August 19, 2007 at Whataburger Field) By Corpus Christi: 13 (13-1, June 26, 2013 at Whataburger Field)
Widest Margin Victory:	By Springfield: 9 Runs (9-0, June 4, 2010 at Whataburger Field) By Corpus Christi: 12 Runs (15-3, June 3, 2007 at Hammons Field) 12 Runs (13-1, June 26, 2013 at Whataburger Field)
Longest Winning Streak:	By Springfield: 8 (Aug. 12, 2010 to June 1, 2011) By Corpus Christi: 4 (Aug. 14, 2011 to Aug. 21, 2011) *Most Recent
Attendance High:	At Hammons Field: 11,818, July 4, 2013

YEAR	HOME	AWAY	OVERALL	WIN %
2011	4-2	3-3	7-5	.583
2012	2-4	3-3	5-7	.417
2013	3-3	2-4	5-7	.417
All-Time	32-23	23-33	55-56	.495

FRONT OFFICE

2014 CARDINALS

2013 REVIEW

HISTORY

MINOR LEAGUES

TEXAS LEAGUE

MISC.

2013 INDIVIDUAL BATTING STATISTICS

BATTERS	AVG	G	AB	R	H	2B	3B	HR	RBI	TB	BB	IBB	SO	SB	CS	OBP	SLG	OPS	SF	SAC	HBP	DP	E
Álvarez, Luis	.250	8	24	2	6	1	0	1	4	10	1	0	5	0	1	.269	.417	.686	1	0	0	0	1
Burgess, Michael	.203	98	320	31	65	20	0	12	42	121	32	4	93	0	1	.278	.378	.656	2	0	2	7	1
Castro, Erik	.280	117	410	62	115	28	0	18	65	197	55	4	105	2	4	.368	.480	.848	1	5	2	14	15
Clark, Cody	.125	2	8	0	1	0	0	0	1	1	0	0	0	0	0	.111	.125	.236	1	0	0	0	0
Duffy, Matt	.247	24	89	11	22	4	0	5	10	41	3	0	22	1	1	.295	.461	.755	0	0	3	3	0
Garcia, Rene	.304	73	303	36	92	18	1	5	36	127	19	0	44	1	2	.348	.419	.767	1	4	2	5	3
Heras, Leonardo	.205	10	39	7	8	2	1	1	5	15	8	0	11	1	0	.354	.385	.739	0	0	1	0	0
Hernandez, Enrique	.236	116	437	53	103	18	2	13	46	164	34	2	70	5	3	.297	.375	.672	2	5	5	13	16
Johnson, Zach	.252	42	123	18	31	6	0	3	7	46	11	0	29	1	1	.324	.374	.698	0	1	2	0	2
Martinez, J.D.	.300	5	20	1	6	2	0	1	5	11	0	0	1	0	0	.300	.550	.850	0	0	0	0	0
Martinez, Jose	.455	8	33	7	15	1	0	0	8	16	3	0	7	2	1	.500	.485	.985	0	0	0	0	0
Maxwell, Justin	.048	6	21	1	1	0	0	0	2	1	1	0	8	1	0	.087	.048	.135	1	0	0	0	0
McCurdy, Ryan	.136	10	22	1	3	0	0	0	0	3	5	0	3	0	1	.387	.136	.523	0	2	4	0	2
Meyer, Jonathan	.260	129	484	61	126	24	0	15	68	195	41	2	109	3	3	.318	.403	.721	7	0	3	14	17
Mier, Giovanni	.194	104	355	44	69	10	0	5	28	94	46	0	97	9	8	.293	.265	.558	1	10	4	8	20
Muren, Drew	.238	93	282	44	67	17	5	1	19	97	24	1	67	6	3	.314	.344	.658	1	5	8	3	1
Orloff, Ben	.298	41	131	20	39	5	0	0	11	44	13	1	8	5	2	.379	.336	.715	3	9	6	2	5
Perez, Carlos	.283	16	53	6	15	4	0	1	5	22	4	0	11	0	0	.356	.415	.771	0	1	2	1	2
Santana, Domingo	.252	112	416	72	105	23	2	25	64	207	46	1	139	12	5	.345	.498	.842	1	0	13	7	6
Singleton, Jonathan	.263	11	38	5	10	2	1	2	8	20	9	0	16	0	0	.396	.526	.922	1	0	0	0	1
Springer, George	.297	73	273	56	81	20	0	19	55	158	42	1	96	23	5	.399	.579	.978	1	2	5	1	1
Stassi, Max	.277	76	289	40	80	20	1	17	60	153	19	1	68	1	1	.333	.529	.863	5	2	8	11	6
Torreyes, Ronald	.278	38	151	19	42	6	2	0	12	52	6	0	14	1	1	.310	.344	.654	0	4	1	3	3
Torrez, Raoul	.238	28	80	9	19	5	0	3	11	33	8	0	32	0	2	.322	.413	.735	0	2	2	1	2
Tucker, Preston	.262	60	237	36	62	14	1	10	29	108	27	1	46	0	1	.347	.456	.803	0	0	4	6	0
Valenzuela, Rafael	.000	3	14	1	0	0	0	0	0	0	1	0	4	0	0	.067	.000	.067	0	0	0	1	0
Wates, Austin	.310	23	87	14	27	3	3	1	5	39	14	1	18	11	1	.423	.448	.871	0	0	3	0	1
Team Total	.255	140	4739	657	1210	253	19	158	606	1975	472	19	1123	85	47	.331	.417	.748	29	52	80	100	121

2013 INDIVIDUAL PITCHING STATISTICS

PITCHERS	W	L	ERA	G	GS	CG	SHO	SV	SVO	IP	H	R	ER	HR	HB	BB	IBB	SO	BK	WP	GO/AO	DP	WHIP	AVG
Alaniz, Ruben	9	9	4.53	27	19	0	0	0	0	113.1	136	73	57	9	7	47	0	65	2	9	1.45	15	1.61	298
Buchanan, Jake	7	2	2.09	18	13	0	0	1	1	82.0	67	22	19	4	2	9	1	44	0	2	1.82	14	0.93	226
Cruz, Luis	2	0	0.53	4	2	1	1	0	0	17.0	5	1	1	0	0	4	0	21	0	0	1.00	0	0.53	093
De Leon, Jorge	0	3	4.27	29	3	0	0	6	7	52.2	42	26	25	7	2	15	1	36	0	3	0.91	6	1.08	226
Doran, Bobby	8	2	3.26	23	13	0	0	2	2	94.0	87	40	34	11	5	23	0	69	2	2	1.40	6	1.17	244
Dufek, Jonas	7	0	0.47	14	0	0	0	4	4	19.1	14	2	1	0	0	1	0	20	0	1	1.36	3	0.78	212
Escalona, Sergio	1	2	6.60	12	0	0	0	1	1	15.0	25	11	11	3	1	6	1	9	1	2	4.00	3	2.07	410
Fields, Josh	0	0	3.00	5	0	0	0	0	0	6.0	7	2	2	0	0	0	0	4	0	0	0.86	1	1.17	292
Foltynewicz, Michael	5	3	2.87	23	16	0	0	3	3	103.1	75	39	33	8	5	52	0	95	2	9	1.56	7	1.23	207
Geith, Theron	0	0	7.84	13	0	0	0	0	0	20.2	30	21	18	2	5	5	0	13	0	1	0.74	3	1.69	345
Hallock, Kyle	0	3	9.40	11	5	0	0	0	0	29.2	31	32	31	7	1	22	3	18	0	5	1.26	2	1.79	270
Heidenreich, Matt	4	5	8.23	25	7	0	0	0	1	54.2	83	54	50	10	6	16	2	34	0	2	1.00	8	1.81	356
Lamb, Cameron	0	0	5.68	9	0	0	0	0	0	12.2	15	8	8	3	3	4	1	5	0	1	2.33	1	1.50	300
Lo, Chia-Jen	0	0	3.52	8	0	0	0	1	2	7.2	9	3	3	1	0	0	0	6	0	2	1.29	0	1.17	290
Long, Kenny	0	2	9.00	22	0	0	0	0	0	21.0	38	22	21	4	4	15	3	13	1	0	0.74	4	2.52	400
Martinez, David	14	2	2.02	26	18	2	0	1	1	129.1	109	34	29	10	3	20	1	86	1	1	1.34	11	1.00	233
Quevedo, Carlos	2	4	3.53	36	5	0	0	1	4	81.2	79	35	32	14	0	20	4	59	0	0	0.54	2	1.21	251
Robinson, Andrew	5	2	3.28	38	0	0	0	3	4	49.1	47	21	18	6	2	14	0	37	0	5	1.20	3	1.24	247
Rodgers, Brady	1	0	0.00	1	1	0	0	0	0	5.0	5	0	0	0	0	0	0	6	0	0	2.33	0	1.00	238
Rollins, David	0	3	4.36	6	6	0	0	0	0	33.0	38	18	16	4	1	10	0	33	1	1	0.50	1	1.45	295
Sanudo, Gonzalo	0	0	3.86	3	0	0	0	0	0	4.2	6	2	2	1	1	2	1	1	0	0	0.71	0	1.71	316
Seaton, Ross	3	1	4.77	10	9	0	0	0	0	54.2	56	31	29	7	6	11	2	36	0	1	1.20	7	1.23	268
Sogard, Alex	0	0	2.88	16	0	0	0	3	4	25.0	26	11	8	3	0	10	1	18	1	3	1.36	3	1.44	277
Stoffel, Jason	0	0	1.23	7	0	0	0	5	7	7.1	9	3	1	1	1	0	0	7	0	0	2.75	0	1.23	290
Tropeano, Nick	7	10	4.11	28	20	1	0	5	5	133.2	140	65	61	15	3	39	0	130	0	5	1.12	13	1.34	275
Urckfitz, Pat	6	3	3.20	40	0	0	0	7	11	56.1	57	21	20	2	3	20	7	25	0	3	2.58	11	1.37	273
Wojciechowski, Asher	2	1	2.08	6	3	0	0	1	2	26.0	17	6	6	1	0	7	1	27	0	0	1.24	4	0.92	189
Team Total	83	57	3.84	140	140	4	14	44	59	1255.0	1253	603	536	133	61	372	29	917	11	58	1.63	128	1.29	263

FRONT OFFICE

2014 CARDINALS

2013 REVIEW

HISTORY

MINOR LEAGUES

TEXAS LEAGUE

MISC.

FRISCO ROUGHRIDERS

Affiliate: Texas Rangers (2003)

Dr. Pepper Ballpark
7300 RoughRiders Trail
Frisco, TX 75034
Telephone: (972) 731-9200
Fax: (972) 731-5355
E-mail: info@ridersbaseball.com
Website: www.ridersbaseball.com



MANAGER
Jason Wood

PITCHING COACH
Jeff Andrews

HITTING COACH
Jason Hart

TRAINER
Carlos Olivias

General ManagerScott Sonju
Media Contact.....Alex Vispoli
Radio Announcer.....Alex Vispoli
Station
.....RidersBaseball.com

Capacity: 8,600

Year Opened: 2003

Directions: The ballpark is at the northeast corner of Dallas North Tollway and State Highway 121.

VISITING CLUB HOTEL

Comfort Suites at Frisco Square

2013 RECAP (7-5 Overall; 4-2 Home; 3-3 Road)

DATE	H/A	W/L	SCORE	WP	LP
5/22	H	W	10-4	Ferrara	Bleier
5/23	H	L	1-0	Pimentel	Cooney
5/24	H	L	5-4	Klein	Blair
5/28	A	L	6-5	Reyes	Cooney
5/30	A	L (7)	1-0	Klein	Blair
5/30	A	L (7)	6-0	Greenwood	Ramirez
8/06	H	W	4-3	Stoppelman	Mendoza
8/07	H	W	3-2	Wright	Reyes
8/08	H	W (13)	2-1	Almarante	Klein
8/13	A	W	9-7	Thomas	Bleier
8/14	A	L	6-1	Jackson	Castillo
8/15	A	W	7-1	Cooney	Edwards

2014 SCHEDULE

DAY	DATE	SITE	TIME	DAY	DATE	SITE	TIME
Sat.	May 24	FRI	7:05	Tues.	Aug. 5	FRI	7:05
Sun.	May 25	FRI	2:05	Wed.	Aug. 6	FRI	7:05
Mon.	May 26	FRI	2:05	Thurs.	Aug. 7	FRI	7:05
Fri.	May 30	SPR	7:10	Tues.	Aug. 12	SPR	7:10
Sat.	May 31	SPR	6:10	Wed.	Aug. 13	SPR	7:10
Sun.	June 1	SPR	6:10	Thurs.	Aug. 14	SPR	7:10

2013 Final Team Roster

PITCHERS	JERSEY #	B	T	HT	WT	BORN
Bleier, Richard	24	L	L	6'3"	195	4/16/1987
Bonilla, Lisalberto	19	S	R	6'0"	175	6/18/1990
Claudio, Alex	1	L	L	6'3"	160	1/31/1992
Edwards, Jon	38	R	R	6'5"	230	1/8/1988
Eickhoff, Jerad	36	R	R	6'4"	200	7/2/1990
Henry, Randy	20	R	R	6'3"	190	5/10/1990
Jackson, Luke	27	R	R	6'2"	185	8/24/1991
Klein, Phil	45	R	R	6'7"	240	4/30/1989
Martinez, Nick	31	L	R	6'1"	175	8/5/1990
Mavare, Arlett	40	R	R	6'0"	175	2/19/1990
McClellan, Kyle	39	R	R	6'2"	215	6/12/1984
Mendoza, Francisco	30	R	R	6'0"	175	12/7/1987
Reyes, Jimmy	17	L	L	5'10"	195	3/7/1989
Tufts, Tyler	16	R	R	6'3"	200	12/5/1986
CATCHERS	JERSEY #	B	T	HT	WT	BORN
Telis, Tomas	13	S	R	5'8"	175	6/18/1991
Teschner, Brett	25	R	R	6'3"	225	8/23/1991
INFIELDERS	JERSEY #	B	T	HT	WT	BORN
Nicholas, Brett	29	L	R	6'2"	210	7/18/1988
Odor, Rougned	10	L	R	5'11"	170	2/3/1994
Rodriguez, Guilder	6	S	R	6'1"	160	7/24/1983
Rua, Ryan	15	R	R	6'2"	180	3/11/1990
Sardinas, Luis	2	S	R	6'1"	150	5/16/1993
OUTFIELDERS	JERSEY #	B	T	HT	WT	BORN
Chiang, Chih-Hsien	11	L	R	6'2"	195	2/21/1988
Martinez, Teodoro	3	R	R	5'11"	155	3/16/1992
Sams, Kalian	26	R	R	6'2"	248	8/25/1986
Strausborger, Ryan	4	R	R	6'0"	180	3/4/1988

SERIES FACTS

Most Runs, Game:	By Springfield: 16 (16-4, April 9, 2009 at Hammons Field) By Frisco: 18 (18-4, July 4, 2009 at Dr. Pepper Ballpark)
Widest Margin Victory:	By Springfield: 14 Runs (15-1, Aug. 10, 2005 at Dr. Pepper Ballpark) By Frisco: 14 Runs (18-4, July 4, 2009 at Dr. Pepper Ballpark)
Longest Winning Streak:	By Springfield: 5 (April 10, 2010 to July 3, 2010) 5 (May 30, 2013 to August 6-13, 2013) By Frisco: 4 (April 11-12, 2008 to June 27-28, 2008)
Attendance High:	At Hammons Field: 8,614, August 11, 2006

Cardinals vs. RoughRiders Last Three Years

YEAR	HOME	AWAY	OVERALL	WIN %
2011	3-3	2-4	5-7	.417
2012	4-2	1-5	5-7	.417
2013	4-2	3-3	7-5	.583
All-Time	32-24	21-35	53-59	.473

FRONT OFFICE

2014 CARDINALS

2013 REVIEW

HISTORY

MINOR LEAGUES

TEXAS LEAGUE

MISC.

2013 INDIVIDUAL BATTING STATISTICS

BATTERS	AVG	G	AB	R	H	2B	3B	HR	RBI	TB	BB	IBB	SO	SB	CS	OBP	SLG	OPS	SF	SAC	HBP	DP	E
Alberto, Hanser	.213	100	356	37	76	6	4	4	40	102	16	1	41	13	5	.253	.287	.540	6	1	5	10	17
Baker, Jeff	.182	3	11	0	2	0	0	0	0	2	0	0	2	0	0	.182	.182	.364	0	0	0	0	0
Benson, Joe	.205	37	132	18	27	4	3	5	16	52	15	2	44	3	1	.293	.394	.687	1	0	2	0	1
Berkman, Lance	.250	2	4	2	1	0	0	0	1	1	3	0	1	0	0	.571	.250	.821	0	0	0	0	0
Buchholz, Alex	.279	79	301	37	84	17	1	13	40	142	17	0	31	1	1	.337	.472	.809	1	1	10	10	9
Chiang, Chih-Hsien	.263	125	476	61	125	36	2	11	52	196	23	3	88	0	1	.298	.416	.714	3	3	2	11	4
Gentry, Craig	.231	4	13	2	3	1	0	0	1	4	1	0	3	0	0	.267	.308	.574	1	0	0	0	0
Herrera, Odubel	.257	101	389	37	100	12	7	2	30	132	17	0	67	15	5	.289	.339	.628	2	3	1	11	11
Hoying, Jared	.242	40	153	17	37	9	3	5	24	67	13	0	45	3	1	.304	.438	.741	1	0	1	1	1
Kinsler, Ian	.000	2	8	0	0	0	0	0	0	0	1	0	3	0	0	.111	.000	.111	0	0	0	0	0
Martinez, Teodoro	.248	117	443	51	110	11	1	15	47	168	18	0	68	21	9	.283	.379	.662	1	4	4	9	5
Miclat, Greg	.200	5	25	5	5	0	0	0	0	5	1	0	9	0	0	.231	.200	.431	0	0	0	0	0
Moreland, Mitch	.500	3	12	3	6	3	0	1	3	12	0	0	1	0	0	.500	1.000	1.500	0	0	0	1	0
Nicholas, Brett	.289	136	506	71	146	25	3	21	91	240	46	7	123	2	1	.357	.474	.831	10	0	13	8	8
Odor, Rougned	.306	30	134	20	41	8	2	6	19	71	9	1	24	5	2	.354	.530	.884	0	0	1	3	8
Olt, Mike	.333	3	12	1	4	2	0	1	2	9	0	0	6	0	0	.333	.750	1.083	0	0	0	0	0
Pierzynski, A.J.	.167	2	6	0	1	0	0	0	0	1	0	0	1	0	0	.167	.167	.333	0	0	0	0	0
Rodriguez, Guilder	.236	85	301	44	71	8	0	1	13	82	37	0	34	15	7	.322	.272	.594	2	6	2	7	5
Rua, Ryan	.233	23	86	19	20	2	1	3	9	33	7	0	24	1	0	.305	.384	.689	0	0	2	2	8
Sams, Kallan	.286	20	77	11	22	1	0	4	10	35	8	0	20	6	0	.349	.455	.803	1	0	0	1	0
Sams, Kallan	.268	46	157	27	42	8	0	14	37	92	28	1	44	10	0	.383	.586	.969	1	0	2	4	0
Sardinas, Luis	.259	29	135	12	35	4	0	1	15	42	4	0	21	5	2	.286	.311	.597	0	1	1	4	6
Selen, Alejandro	.222	61	189	23	42	8	1	3	13	61	3	0	55	1	1	.250	.323	.573	0	2	4	3	3
Serrato, Barrett	.250	1	4	0	1	0	0	0	0	1	0	0	1	0	0	.250	.250	.500	0	0	0	0	0
Strausborger, Ryan	.217	133	461	50	100	20	5	10	51	160	38	5	102	28	9	.286	.347	.633	1	11	7	4	2
Telis, Tomas	.264	91	348	32	92	19	0	4	43	123	10	1	46	8	2	.290	.353	.643	4	3	4	13	6
Teschner, Brett	.250	2	4	1	1	0	0	0	0	1	1	0	1	0	0	.400	.250	.650	0	0	0	0	1
Zaneski, Zach	.190	47	163	15	31	5	0	5	19	51	15	0	45	0	1	.263	.313	.575	0	0	1	2	1
Team Total	.249	140	4750	569	1183	201	33	115	539	1795	303	20	906	127	48	.300	.378	.678	34	35	60	100	110

FRONT OFFICE

2014 CARDINALS

2013 REVIEW

HISTORY

MINOR LEAGUES

TEXAS LEAGUE

MISC.

2013 INDIVIDUAL PITCHING STATISTICS

PITCHERS	W	L	ERA	G	GS	CG	SHO	SV	SVO	IP	H	R	ER	HR	HB	BB	IBB	SO	BK	WP	GO/AO	DP	WHIP	AVG
Bleier, Richard	5	5	3.18	34	2	0	0	4	8	62.1	61	27	22	5	1	13	1	41	0	4	2.26	6	1.19	.254
Bonilla, Lisalberto	2	0	0.30	21	0	0	0	6	6	30.1	16	1	1	0	2	9	0	50	0	2	1.35	1	0.82	.152
Brigham, Jake	0	0	0.00	7	0	0	0	2	2	13.2	5	0	0	0	1	7	1	17	0	0	0.83	0	0.88	.116
Buckel, Cody	0	5	20.25	6	5	0	0	0	1	9.1	10	27	21	2	3	28	0	9	0	2	1.67	1	4.07	.303
Chiang, Chih-Hsien	0	1	0.00	1	0	0	0	0	0	0.2	1	1	0	0	0	2	0	0	0	1	0.00	0	4.50	.333
Claudio, Alex	1	5	2.84	21	0	0	0	0	2	31.2	28	16	10	2	1	11	1	29	0	1	2.75	3	1.23	.243
Edwards, Jon	0	1	5.28	9	0	0	0	0	0	15.1	15	10	9	3	0	8	0	16	0	2	0.45	1	1.50	.259
Eickhoff, Jerad	1	1	7.45	6	6	0	0	0	0	29.0	34	24	24	6	1	14	0	13	0	1	0.69	2	1.66	.304
Felerabend, Ryan	1	2	3.86	5	5	0	0	0	0	28.0	31	14	12	4	0	5	0	22	0	3	1.21	3	1.29	.292
Font, Wilmer	1	2	1.41	26	0	0	0	10	10	32.0	14	8	5	2	2	24	0	45	0	4	0.96	4	1.19	.132
Harrison, Matt	0	1	1.80	2	2	0	0	0	0	5.0	5	1	1	0	0	2	0	5	0	0	1.25	0	1.40	.263
Henry, Randy	2	0	1.07	31	0	0	0	1	1	50.2	32	9	6	1	1	7	0	40	0	0	1.34	3	0.77	.178
Jackson, Luke	2	0	0.67	6	4	0	0	0	0	27.0	13	2	2	0	0	12	0	30	0	3	0.92	0	0.93	.144
Klein, Phil	5	1	2.52	29	2	0	0	0	2	53.2	45	23	15	3	2	44	1	74	0	7	0.58	3	1.66	.230
Lewis, Colby	0	1	7.00	5	5	0	0	0	0	18.0	23	14	14	4	0	4	0	15	0	0	0.70	0	1.50	.299
Martinez, Nick	2	0	1.13	5	4	0	0	0	0	32.0	11	6	4	1	0	7	0	23	0	2	0.50	4	0.56	.107
Mavare, Ariett	3	3	5.29	27	6	0	0	0	0	68.0	66	42	40	12	3	30	0	66	2	7	0.77	6	1.41	.257
McBride, Nick	2	7	6.19	13	13	0	0	0	0	56.2	82	43	39	2	2	23	1	31	1	4	1.45	7	1.85	.349
McClellan, Kyle	2	0	3.33	19	0	0	0	0	2	27.0	29	11	10	2	1	6	0	27	0	5	0.96	5	1.30	.282
Mendez, Roman	2	0	1.82	16	0	0	0	2	2	24.2	12	6	5	1	2	11	2	24	0	2	0.56	0	0.93	.146
Mendoza, Francisco	0	1	1.50	9	0	0	0	0	0	12.0	8	3	2	2	0	8	1	10	0	0	1.78	2	1.33	.195
Miller, Justin	1	0	6.19	16	0	0	0	2	3	16.0	16	12	11	1	4	7	0	21	0	4	0.69	0	1.44	.254
Ogando, Alexi	1	0	0.00	1	1	0	0	0	0	6.0	4	2	0	1	0	0	0	4	0	0	0.27	0	0.67	.190
Perez, Martin	0	1	11.05	2	2	0	0	0	0	7.1	14	9	9	1	0	2	1	2	0	1	1.38	1	2.18	.400
Pimentel, Carlos	8	7	4.09	22	21	0	0	0	0	116.2	102	59	53	16	4	37	0	122	0	9	0.70	6	1.19	.233
Pucetas, Kevin	10	8	4.67	22	19	1	1	0	0	117.2	128	69	61	11	7	36	0	64	2	9	1.93	14	1.39	.286
Ramirez, Neil	9	3	3.84	21	21	0	0	0	0	103.0	77	46	44	8	5	42	0	127	2	10	1.06	6	1.16	.213
Reyes, Jimmy	2	4	2.69	44	0	0	0	0	4	67.0	56	25	20	5	3	20	3	57	3	1	1.42	3	1.13	.221
Rodebaugh, Ryan	1	1	3.18	20	1	0	0	2	2	34.0	21	13	12	3	1	13	3	41	0	2	1.00	1	1.00	.176
Rodriguez, Guilder	1	0	4.50	2	0	0	0	0	0	2.0	2	1	1	1	0	1	1	1	0	0	0.25	0	1.50	.250
Rowen, Ben	3	0	0.53	31	0	0	0	10	10	33.2	23	3	2	1	0	11	0	28	0	0	3.06	8	1.01	.198
Soria, Joakim	0	0	0.00	4	0	0	0	0	0	4.0	0	0	0	0	0	0	0	4	0	0	0.60	0	0.00	.000
Tepesch, Nick	0	0	1.50	2	2	0	0	0	0	6.0	7	1	1	0	0	2	0	3	0	0	1.14	1	1.50	.280
Tufts, Tyler	3	5	3.34	27	19	0	0	0	0	99.2	106	42	37	11	5	21	0	40	3	2	1.09	12	1.27	.277
Van Meter, Joe	0	4	7.56	6	0	0	0	0	1	8.1	13	7	7	1	1	2	0	7	0	0	0.80	0	1.80	.361
Wolf, Ross	0	1	5.40	1	0	0	0	0	1	1.2	3	1	1	0	0	0	0	1	0	0	3.00	0	1.80	.429
Zaneski, Zach	0	0	0.00	1	0	0	0	0	0	3.0	2	0	0	0	1	1	0	2	0	0	0.20	1	1.00	.200
Team Total	70	70	3.58	140	140	1	8	39	57	1253.0	1115	578	499	112	53	470	16	1111	13	88	1.51	104	1.26	.240

FRONT OFFICE

2014 CARDINALS

2013 REVIEW

HISTORY

MINOR LEAGUES

TEXAS LEAGUE

MISC.

MIDLAND ROCKHOUNDS

Affiliate: Oakland Athletics (1999)

Security Bank Ballpark
5514 N. Champion Dr.
Midland, TX 79706
Telephone: (432) 520-2255
Fax: (432) 520-8326
E-mail: rockhounds@nwol.net
Website: www.midlandrockhounds.org



MANAGER
Aaron Nieckula

PITCHING COACH
Don Schulze

HITTING COACH
Webster Garrison

TRAINER
Justin Whitehouse

General Manager.....Monty Hoppel
Media Contact.....Bob Hards
Radio Announcer.....Bob Hards
Station.....My Country 96.1 FM

Capacity: 4,669
Year Opened: 2002
Directions: Corner of Loop 250 and Highway 191.

VISITING CLUB HOTEL

Sleep Inn & Suites
5612 Deauville Blvd.
Midland, TX 79706

2013 RECAP (6-6 Overall; 2-4 Home; 4-2 Road)

DATE	H/A	W/L	SCORE	WP	LP
5/25	H	L	3-2	Fisher	Thomas
5/26	H	L	5-2	Murphy	Sherriff
5/27	H	L	10-8	Hernandez	Gorgen
5/31	A	W	15-5	Sherriff	Murphy
6/01	A	W	3-2	Thomas	Newby
6/02	A	W	2-0	Cooney	Smith
8/09	H	W	2-1	Wyatt	Gailey
8/10	H	W	4-2	Ferrara	Murphy
8/11	H	L	11-5	Gailey	Cornelius
8/16	A	L	7-2	Murphy	Petrick
8/17	A	L	11-10	Hunter	Thomas
8/18	A	W	3-2	Cornelius	Carpenter

2014 SCHEDULE

DAY	DATE	SITE	TIME	DAY	DATE	SITE	TIME
Wed.	May 21	MID	6:30	Fri.	Aug. 8	MID	7:00
Thurs.	May 22	MID	7:00	Sat.	Aug. 9	MID	7:00
Fri.	May 23	MID	7:00	Sun.	Aug. 10	MID	2:00
Tues.	May 27	SPR	7:10	Fri.	Aug. 15	SPR	7:10
Wed.	May 28	SPR	7:10	Sat.	Aug. 16	SPR	6:10
Thurs.	May 29	SPR	7:10	Sun.	Aug. 17	SPR	2:10

2013 FINAL ROSTER

PITCHERS	JERSEY #	B	T	HT	WT	BORN
Carpenter, Drew	56	R	R	6'3"	240	5/18/1985
Castillo, Jesus	41	R	R	6'0"	205	5/31/1984
DeMark, Mike	50	R	R	6'0"	210	5/20/1983
Dull, Ryan	10	R	R	5'11"	175	10/2/1989
Gailey, Frank	16	L	L	5'9"	190	11/18/1985
Granier, Drew	32	R	R	6'0"	180	11/24/1988
Hassebrock, Blake	30	R	R	6'4"	212	7/15/1989
Hunter, Brett	55	R	R	6'4"	215	6/27/1987
Long, Nate	46	R	R	6'2"	210	2/9/1986
Murphy, Sean	22	S	R	6'6"	215	8/23/1988
Neal, Zach	33	R	R	6'3"	220	11/9/1988
Smith, Murphy	19	R	R	6'3"	210	8/25/1987
Urlaub, Jeff	28	L	L	6'2"	160	4/24/1987
CATCHERS	JERSEY #	B	T	HT	WT	BORN
Lipkin, Ryan	12	R	R	6'0"	205	10/8/1987
Lopez, Diomedes	36	R	R	6'2"	195	1/30/1989
Taylor, Beau	20	L	R	6'0"	200	2/13/1990
INFIELDERS	JERSEY #	B	T	HT	WT	BORN
Catricala, Vinnie	43	R	R	6'3"	220	10/31/1988
Ladendorf, Tyler	25	R	R	6'0"	210	3/7/1988
Marte, Jefry	34	R	R	6'1"	190	6/21/1991
Muncy, Max	15	L	R	6'0"	190	8/25/1990
Perez, Darwin	17	S	R	5'10"	160	7/27/1989
OUTFIELDERS	JERSEY #	B	T	HT	WT	BORN
Crumbliss, Conner	9	L	R	5'8"	175	4/19/1987
Myers, D'Arby	21	R	R	6'3"	175	12/9/1988
Oberacker, Chad	5	L	L	5'11"	195	1/14/1989
Whitaker, Josh	27	R	R	6'3"	225	2/8/1989

SERIES FACTS

Most Runs, Game:	By Springfield: 15 (15-5, May 31, 2013 at Citibank Ballpark) By Midland: 18 (18-4, April 15, 2012 at Citibank Ballpark)
Widest Margin Victory:	By Springfield: 13 Runs (13-0, April 18, 2010 at Hammons Field) By Midland: 14 Runs (18-4, April 15, 2012 at Citibank Ballpark) *Most Recent
Longest Winning Streak:	By Springfield: 6 (April 20, 2009 to July 13, 2009) *Most Recent By Midland: 6 (May 31- Aug. 21, 2006)
Attendance High:	At Hammons Field: 10,795, July 4, 2012 (Franchise Record) At Citibank Ballpark: 8,031, July 4, 2011

Cardinals vs. RockHounds Last Three Years

YEAR	HOME	AWAY	OVERALL	WIN %
2011	3-3	3-3	6-6	.500
2012	4-2	4-1	8-3	.727
2013	2-4	4-2	6-6	.500
All-Time	29-25	30-24	59-48	.551

2013 INDIVIDUAL BATTING STATISTICS

BATTERS	AVG	G	AB	R	H	2B	3B	HR	RBI	TB	BB	IBB	SO	SB	CS	OBP	SLG	OPS	SF	SAC	HBP	DP	E
Aliotti, Anthony	.350	91	340	49	119	29	0	12	51	184	66	7	83	3	2	.452	.541	.993	3	0	0	8	2
Barfield, Jeremy	.242	26	99	19	24	3	0	8	18	51	14	1	17	1	1	.333	.515	.848	1	0	0	2	1
Catricala, Vinnie	.221	61	231	21	51	9	0	4	26	72	14	0	56	3	1	.273	.312	.584	4	1	4	6	6
Coleman, Dusty	.260	130	484	65	126	34	10	3	61	189	57	1	155	17	10	.344	.390	.735	2	5	6	7	21
Crumbless, Conner	.280	92	347	66	97	19	2	10	34	150	69	2	57	12	4	.405	.432	.837	3	5	6	2	7
Fabiaschi, Michael	.240	9	25	0	6	2	0	0	6	8	3	0	9	0	0	.321	.320	.641	0	0	0	1	1
Freitas, David	.214	61	224	34	48	6	0	9	21	81	20	0	39	0	0	.285	.362	.646	0	0	2	8	8
Goebbert, Jake	.268	105	396	57	106	20	5	18	75	190	47	5	83	6	3	.352	.480	.831	7	1	8	8	6
Head, Miles	.196	40	148	13	29	4	0	2	8	39	12	0	42	0	1	.264	.264	.527	1	0	2	6	6
Ladendorf, Tyler	.263	83	266	34	70	16	1	6	40	106	27	2	45	2	0	.340	.398	.738	2	2	5	8	10
Lipkin, Ryan	.119	18	59	4	7	2	0	1	6	12	5	0	10	0	0	.200	.203	.403	0	0	1	0	2
Lopez, Diomedes	.111	3	9	1	1	0	0	0	0	1	0	0	3	0	0	.200	.111	.311	0	1	1	1	0
Marte, Jefry	.278	66	245	33	68	17	1	2	28	93	25	1	49	8	1	.349	.380	.729	4	0	4	4	13
Muncy, Max	.250	47	172	22	43	12	2	4	24	71	24	1	34	0	1	.340	.413	.753	1	0	0	3	6
Myers, D'Arby	.285	118	485	75	138	29	3	5	51	188	16	1	70	20	10	.320	.388	.707	2	9	10	10	2
Oberacker, Chad	.237	120	448	55	106	26	12	6	54	174	41	4	101	17	1	.305	.388	.694	6	5	6	5	5
Perez, Darwin	.237	115	393	55	93	19	5	3	34	131	50	0	103	19	4	.326	.333	.659	4	11	4	6	21
Rickles, Nick	.500	1	4	1	2	0	0	0	1	2	0	0	1	0	0	.500	.500	1.000	0	0	0	0	0
Taylor, Beau	.191	76	267	21	51	11	0	3	32	71	33	0	71	1	0	.282	.266	.548	3	1	2	4	5
Whitaker, Josh	.240	32	125	22	30	12	1	3	16	53	11	0	35	2	0	.304	.424	.728	1	0	1	2	1
Team Total	.255	140	4767	647	1215	270	42	99	586	1866	534	25	1063	111	39	.335	.391	.726	44	41	62	91	140

2013 INDIVIDUAL PITCHING STATISTICS

PITCHERS	W	L	ERA	G	GS	CG	SHO	SV	SVO	IP	H	R	ER	HR	HB	BB	IBB	SO	BK	WP	GO/AO	DP	WHIP	AVG
Anderson, Brett	0	1	14.73	1	1	0	0	0	0	3.2	6	6	6	0	0	4	0	3	0	1	1.67	0	2.73	.353
Amesen, Erik	0	1	10.03	3	2	0	0	0	0	11.2	16	14	13	3	1	6	0	7	0	0	0.86	0	1.89	.348
Bowman, Josh	2	1	4.54	8	8	0	0	0	0	39.2	41	26	20	5	4	21	0	18	0	5	0.96	3	1.56	.275
Brown, Jake	0	0	10.80	3	0	0	0	0	0	3.1	10	4	4	0	0	1	0	3	0	0	1.50	1	3.30	.556
Byrd, Darren	0	0	1.35	3	0	0	0	1	1	6.2	2	1	1	0	1	2	0	4	0	0	1.67	1	0.60	.091
Carpenter, Drew	1	1	3.10	4	4	0	0	0	0	20.1	20	8	7	2	4	3	0	12	0	0	1.17	0	1.13	.238
Carpenter, Drew	4	2	2.09	9	9	0	0	0	0	51.2	40	14	12	5	4	7	0	30	0	0	1.12	3	0.91	.208
Castillo, Jesus	0	0	0.00	6	0	0	0	1	1	10.0	7	0	0	0	0	2	1	5	0	0	1.18	1	0.90	.200
Daley, Gary	0	1	12.46	8	0	0	0	0	0	8.2	14	14	12	1	2	7	0	6	0	5	1.33	1	2.42	.359
DeMark, Mike	3	3	5.59	31	0	0	0	4	7	38.2	42	25	24	4	2	20	3	33	1	4	0.88	3	1.60	.280
Dull, Ryan	0	1	4.63	10	0	0	0	1	3	11.2	15	9	6	2	0	3	0	12	0	2	0.71	0	1.54	.294
Fisher, Carlos	1	2	3.88	37	0	0	0	0	3	48.2	38	24	21	4	1	33	2	71	0	15	1.14	1	1.46	.207
Gailey, Frank	2	3	2.61	39	0	0	0	3	5	62.0	58	20	18	3	3	11	2	54	0	2	1.21	4	1.11	.245
Granier, Drew	3	6	5.23	14	14	0	0	0	0	72.1	82	48	42	9	2	42	0	56	0	5	1.08	5	1.71	.286
Hasebrock, Blake	0	2	6.61	12	0	0	0	0	1	16.1	18	13	12	1	1	7	0	5	0	6	1.16	1	1.53	.295
Hernandez, Carlos	7	7	2.18	25	20	0	0	0	0	132.0	109	43	32	5	6	38	0	96	0	4	1.59	12	1.11	.223
Hunter, Brett	2	1	3.38	23	0	0	0	2	3	32.0	16	12	12	1	2	19	4	42	0	1	0.53	1	1.09	.145
Leon, Arnold	4	5	3.84	13	13	0	0	0	0	72.2	87	40	31	9	4	11	0	48	0	2	1.12	5	1.35	.295
Long, Nate	2	2	3.86	32	1	0	0	0	0	63.0	67	36	27	2	4	20	0	57	0	9	1.72	6	1.38	.269
Murphy, Sean	8	8	4.08	25	24	0	0	0	0	136.2	137	65	62	9	7	50	0	121	0	8	0.92	5	1.37	.263
Neal, Zach	8	12	4.35	28	28	1	1	0	0	165.2	172	95	80	18	6	36	1	96	2	2	1.06	10	1.26	.266
Newby, Kyler	4	4	1.95	23	0	0	0	6	12	32.1	28	10	7	1	1	7	1	31	0	4	0.80	0	1.08	.237
Perez, Sergio	0	0	27.00	1	0	0	0	0	0	0.1	2	1	1	0	0	0	0	0	0	0	1.00	0	6.00	.667
Smith, Murphy	9	8	3.48	26	25	0	0	0	0	150.0	157	69	58	14	7	46	0	98	1	7	1.27	14	1.35	.274
Smyth, Paul	2	2	2.74	13	0	0	0	1	1	23.0	14	8	7	2	0	4	0	24	0	0	0.96	2	0.78	.179
Uriaub, Jeff	2	2	3.86	40	0	0	0	1	1	46.2	49	20	20	2	2	13	2	40	0	3	0.78	2	1.33	.274
Vidal, Pedro	0	4	5.21	8	0	0	0	0	1	19.0	15	12	11	4	3	2	0	20	0	1	0.71	0	0.89	.214
Viola, Pedro	2	1	5.60	12	0	0	0	0	1	17.2	15	11	11	1	0	5	1	25	0	0	0.40	0	1.13	.224
Team Total	62	78	3.94	140	140	1	6	20	40	1244.2	1237	634	545	102	63	413	17	987	4	86	1.42	78	1.33	.259

FRONT OFFICE

2014 CARDINALS

2013 REVIEW

HISTORY

MINOR LEAGUES

TEXAS LEAGUE

MISC.

FRONT OFFICE

2014 CARDINALS

2013 REVIEW

HISTORY

MINOR LEAGUES

TEXAS LEAGUE

MISC.

NORTHWEST ARKANSAS NATURALS

Affiliate: Kansas City Royals (2008)

Arvest Ballpark
 Watkins Ave and S 56th St
 Springdale, AR 72762
 Telephone: (479) 927-4900
 Fax: (479) 756-8088
 E-mail: naturals@nwanaturals.com
 Website: www.nwanaturals.com



MANAGER
Vance Wilson

PITCHING COACH
Jim Brower

HITTING COACH
Andre David

TRAINER
Masa Koyanagi

General Manager.....Justin Cole
 Media Contact.....Benjamin Kelly
 Radio Announcer.....Benjamin Kelly
 Station.....KQSM 92.1 FM

Capacity: 6,500
 Year Opened: 2008
 Directions: I-35 to US 54 West, North on Senaca, East on Maple.

VISITING CLUB HOTEL

Hampton Inn

2013 RECAP (14-18 Overall; 7-9 Home; 7-9 Road)

DATE	H/A	W/L	SCORE	WP	LP	DATE	H/A	W/L	SCORE	WP	LP
4/22	H	W	9-6	Delgado	Pounders	7/10	A	L	10-5	Runion	Almarante
4/24	H	W (7)	8-1	Ferrara	Marimon	7/11	A	W (13)	4-3	Wyatt	Keck
4/24	H	W (7)	10-3	Runion	Whiting	7/12	A	W	4-0	Cooney	Marimon
4/25	H	L	6-2	Marks	Blair	7/13	A	W	7-4	Castillo	Brooks
4/30	A	L	4-0	Ventura	Whiting	7/18	A	L	6-5	Marimon	Castillo
5/01	A	W	9-3	Blair	Arguelles	7/19	A	L	7-5	Brooks	Cornelius
5/10	H	W (7)	6-4	Castillo	Marimon	7/20	A	L	3-1	Zimmer	Blair
5/10	H	L (7)	5-4	Ridings	Greenwood	7/21	A	L	5-4	Keck	Hooker
5/11	H	L (20)	5-4	Fields	Gotay	7/25	H	L	6-0	Zimmer	Blair
5/12	H	W	7-4	Ferrara	Arguelles	7/26	H	W	7-2	Petrick	Pounders
6/12	A	W	9-5	Ferrara	Adam	7/27	H	L	8-4	Adam	Cooney
6/13	A	L (7)	8-1	Marimon	Cooney	7/28	H	W	6-5	Stoppelman	Bergmann
6/13	A	L (7)	3-2	Brooks	Cornelius	8/20	H	L	21-6	Runion	Castillo
6/14	A	W	8-4	Thomas	Keck	8/21	H	L	3-1	Adam	Cooney
6/15	A	W (7)	8-2	Greenwood	Ferguson	8/22	H	W	3-2	Petrick	Marimon
6/15	A	L (7)	6-1	Alexander	Baker	8/23	H	L	12-0	Brooks	Ferrara

2014 SCHEDULE

DAY	DATE	SITE	TIME	DAY	DATE	SITE	TIME
Mon.	April 21	NWA	7:05	Wed.	July 9	SPR	7:10
Tues.	April 22	NWA	7:05	Thurs.	July 10	SPR	7:10
Wed.	April 23	NWA	11:05am	Fri.	July 11	SPR	7:10
Thurs.	April 24	NWA	7:05	Sat.	July 12	SPR	6:10
Tues.	April 29	SPR	7:10	Thurs.	July 17	SPR	7:10
Wed.	April 30	SPR	11:10am	Fri.	July 18	SPR	7:10
Thurs.	May 1	SPR	7:10	Sat.	July 19	SPR	6:10
Fri.	May 2	SPR	7:10	Sun.	July 20	SPR	6:10
Thurs.	May 8	NWA	7:05	Thurs.	July 24	NWA	7:05
Fri.	May 9	NWA	7:35	Fri.	July 25	NWA	7:05
Sat.	May 10	NWA	6:05	Sat.	July 26	NWA	7:35
Sun.	May 11	NWA	2:05	Sun.	July 27	NWA	6:05
Wed.	June 11	SPR	7:10	Tues.	Aug. 19	NWA	7:05
Thurs.	June 12	SPR	7:10	Wed.	Aug. 20	NWA	7:05
Fri.	June 13	SPR	7:10	Thurs.	Aug. 21	NWA	7:05
Sat.	June 14	SPR	6:10	Fri.	Aug. 22	NWA	7:35

2013 FINAL ROSTER

PITCHERS	JERSEY #	B	T	HT	WT	BORN
Adam, Jason	23	R	R	6'4"	219	8/4/1991
Alexander, Scott	14	L	L	6'1"	186	7/10/1989
Arguelles, Noel	45	L	L	6'3"	225	1/12/1990
Bergmann, Jason	17	R	R	6'3"	220	9/25/1981
Brooks, Aaron	29	R	R	6'4"	220	4/27/1990
Culver, Malcom	34	R	R	6'1"	205	2/9/1990
Ferguson, Andy	31	R	R	6'1"	195	9/2/1988
Garrido, Santiago	22	R	R	6'1"	195	10/4/1989
Keck, Jon	33	L	L	6'6"	215	6/18/1988
Marimon, Sugar Ray	28	R	R	6'1"	195	9/30/1988
Patton, Spencer	26	R	R	6'1"	185	2/20/1988
Pounders, Brooks	32	R	R	6'4"	270	9/26/1990
Runion, Sam	30	R	R	6'4"	220	11/9/1988
Triggs, Andrew	40	R	R	6'4"	210	3/16/1989
Verdugo, Ryan	19	L	L	6'0"	205	4/10/1987
Zimmer, Kyle	25	R	R	6'3"	215	9/13/1991

CATCHERS	JERSEY #	B	T	HT	WT	BORN
Canham, Mitch	6	L	R	6'2"	205	9/25/1984
Graterol, Juan	35	R	R	6'1"	170	2/14/1989

INFIELDERS	JERSEY #	B	T	HT	WT	BORN
Calixte, Orlando	2	R	R	5'11"	160	2/3/1992
Cuthbert, Cheslor	13	R	R	6'1"	190	11/16/1992
Fields, Matt	37	R	R	6'5"	235	7/8/1985
Franco, Angel	4	S	R	5'10"	155	5/23/1990
Navarro, Rey	1	S	R	5'10"	175	12/22/1989

OUTFIELDERS	JERSEY #	B	T	HT	WT	BORN
Adams, Lane	8	R	R	6'2"	198	11/13/1989
Bonifacio, Jorge	16	R	R	6'1"	195	6/4/1993
Eibner, Brett	24	R	R	6'3"	195	12/2/1988
Hernandez, Roman	15	R	R	6'0"	195	1/9/1988
Merrifield, Whit	11	R	R	6'1"	175	1/24/1989
Rincon, Edinson	12	R	R	6'1"	215	8/11/1990

SERIES FACTS

Most Runs, Game:	By Springfield: 16 (16-8, May 6, 2010 at Arvest Ballpark) *Most Recent By Northwest Arkansas: 21 (21-6, Aug. 20, 2013 at Hammons Field)
Widest Margin Victory:	By Springfield: 15 Runs (16-1, July 18, 2006 at Lawrence Dumont Stadium) By Northwest Arkansas: 15 (21-6, Aug. 20, 2013 at Hammons Field)
Longest Winning Streak:	By Springfield: 9 (July 12 - July 12, 2012) By Northwest Arkansas: 7 (May 6, 2011 - June 18, 2011)
Attendance High:	At Hammons Field: 10,139, July 1, 2006

Cardinals vs. Naturals Last Three Years

YEAR	HOME	AWAY	OVERALL	WIN %
2011	7-9	7-9	14-18	.438
2012	13-3	5-11	18-14	.563
2013	7-9	7-9	14-18	.438
All-Time	71-70	57-82	128-152	.457

FRONT OFFICE

2014 CARDINALS

2013 REVIEW

HISTORY

MINOR LEAGUES

TEXAS LEAGUE

MISC.

2013 INDIVIDUAL BATTING STATISTICS

BATTERS	AVG	G	AB	R	H	2B	3B	HR	RBI	TB	BB	IBB	SO	SB	CS	OBP	SLG	OPS	SF	SAC	HBP	DP	E
Adams, Lane	.244	44	156	30	38	7	1	5	26	62	18	0	45	15	0	.333	.397	.731	0	0	3	2	1
Bonifacio, Jorge	.301	25	93	15	28	7	0	2	19	41	11	1	23	2	1	.371	.441	.812	1	0	0	1	2
Calixte, Orlando	.250	123	484	59	121	25	4	8	36	178	42	2	131	14	11	.312	.368	.680	3	4	3	15	18
Canham, Mitch	.261	91	291	41	76	21	4	2	26	111	46	2	54	12	7	.360	.381	.741	2	2	0	5	6
Cuthbert, Cheslor	.215	64	237	25	51	16	0	6	28	85	20	2	51	5	2	.279	.359	.637	3	2	2	6	14
Eibner, Brett	.243	114	441	74	107	17	9	19	41	199	53	0	149	7	3	.330	.451	.781	3	1	6	6	3
Fields, Matt	.222	131	454	68	101	17	1	31	87	213	60	5	181	6	6	.324	.469	.794	1	0	9	7	14
Fletcher, Brian	.314	52	207	37	65	9	1	12	37	112	13	1	41	6	2	.353	.541	.894	1	0	0	7	1
Franco, Angel	.294	83	282	27	83	13	3	4	27	114	19	2	41	7	7	.338	.404	.742	1	7	0	8	14
Graterol, Juan	.286	56	182	17	52	6	0	3	17	67	6	0	22	3	0	.314	.368	.682	1	4	2	7	5
Hernandez, Roman	.262	86	271	20	71	12	2	1	23	90	23	4	66	5	6	.323	.332	.655	1	2	2	7	5
Llanos, Alex	.194	9	31	1	6	1	0	0	0	7	0	0	14	0	0	.219	.226	.445	0	0	1	0	1
McClure, Alex	.213	50	164	13	35	7	0	0	12	42	8	0	33	4	3	.250	.256	.506	3	3	1	4	4
Merrifield, Whit	.270	94	322	31	87	20	5	3	43	126	22	0	57	17	7	.319	.391	.710	2	5	2	14	7
Navarro, Rey	.283	119	446	61	126	21	4	12	58	191	19	1	54	6	6	.310	.428	.738	7	7	2	13	20
Pina, Manny	.221	58	199	19	44	13	0	5	25	72	11	0	30	0	1	.268	.362	.629	1	1	2	8	2
Prades, Yem	.193	84	306	37	59	9	1	6	22	88	12	0	71	6	3	.223	.288	.510	4	0	1	8	2
Rincon, Edinson	.154	13	52	3	8	1	0	0	3	9	1	0	12	0	0	.170	.173	.343	0	0	0	2	0
Rincon, Edinson	.154	13	52	3	8	1	0	0	3	9	1	0	12	0	0	.170	.173	.343	0	0	0	2	0
Testa, Carlo	.158	13	38	5	6	0	0	1	1	9	8	0	14	3	1	.304	.237	.541	0	0	0	0	0
Team Total	.250	140	4656	583	1164	222	35	120	531	1816	392	20	1089	118	66	.311	.390	.701	34	38	36	120	141

2013 INDIVIDUAL PITCHING STATISTICS

PITCHERS	W	L	ERA	G	GS	CG	SHO	SV	SVO	IP	H	R	ER	HR	HB	BB	IBB	SO	BK	WP	GO/AO	DP	WHIP	AVG
Adam, Jason	8	11	5.19	26	26	0	0	0	0	144.0	153	98	83	12	15	54	1	126	1	8	0.93	12	1.44	.277
Alexander, Scott	2	0	5.18	24	0	0	0	1	3	33.0	38	20	19	0	3	18	1	40	0	3	3.25	7	1.70	.299
Arguelles, Noel	1	8	5.93	25	11	0	0	0	1	71.1	73	60	47	6	2	53	1	44	2	7	1.09	9	1.77	.269
Baumann, Buddy	0	0	0.00	2	0	0	0	0	0	4.0	1	0	0	0	1	2	0	6	0	0	5.00	0	0.75	.091
Bergmann, Jason	0	5	3.67	19	0	0	0	0	2	27.0	26	12	11	2	1	12	2	29	0	2	0.81	1	1.41	.257
Brooks, Aaron	7	7	4.17	16	16	1	1	0	0	103.2	113	51	48	13	3	11	0	67	0	2	1.15	9	1.20	.281
Canham, Mitch	1	0	0.00	2	0	0	0	0	0	5.0	2	0	0	0	0	4	0	2	0	0	0.10	0	1.20	.143
Carl, Edwin	2	1	5.60	25	1	0	0	4	4	35.1	41	22	22	7	1	15	2	31	1	5	1.39	2	1.58	.285
Culver, Malcolm	0	0	0.00	1	0	0	0	0	0	2.0	2	0	0	0	1	0	0	1	0	0	0.25	0	1.00	.250
Duffy, Danny	0	2	3.94	4	4	0	0	0	0	16.0	16	7	7	3	3	5	0	28	1	1	1.29	0	1.31	.267
Ferguson, Andy	3	5	5.16	34	13	0	0	0	0	96.0	95	59	55	11	4	37	2	84	0	3	0.89	3	1.38	.262
Fields, Matt	1	0	3.00	1	0	0	0	0	0	3.0	4	1	1	0	0	3	0	0	0	0	0.33	0	2.33	.333
Garrido, Santiago	0	5	3.03	39	0	0	0	2	4	59.1	49	28	20	4	4	37	3	47	0	5	1.02	6	1.45	.229
Herrera, Kelvin	0	0	0.00	2	0	0	0	0	0	2.0	1	0	0	0	0	0	0	5	0	0	1.00	0	0.50	.143
Jackson, Zach	2	1	1.38	33	0	0	0	18	21	39.0	32	10	6	3	2	7	0	18	0	0	3.23	7	1.00	.224
Keck, Jon	4	4	3.81	45	0	0	0	2	3	52.0	33	24	22	5	3	39	2	50	0	5	1.54	7	1.38	.185
Marimon, Sugar Ray	6	14	4.31	27	26	2	0	0	0	148.1	159	86	71	26	4	45	0	119	4	6	0.83	2	1.38	.273
Marks, Justin	2	0	1.59	2	2	0	0	0	0	11.1	7	3	2	1	0	5	0	12	0	0	1.09	0	1.06	.167
Merrifield, Whit	0	0	0.00	1	0	0	0	1	1	1.0	0	0	0	0	0	0	0	0	0	0	1.00	0	0.00	.000
Patton, Spencer	0	0	1.50	12	0	0	0	0	0	18.0	9	4	3	1	3	6	1	27	0	0	0.85	2	0.83	.155
Paulino, Felipe	0	0	2.25	2	2	0	0	0	0	8.0	5	2	2	1	0	4	0	8	0	1	1.29	0	1.13	.172
Pounders, Brooks	5	7	4.50	27	19	1	1	1	1	116.0	107	63	58	12	11	42	0	100	0	3	0.63	5	1.28	.247
Ridings, Matt	1	1	3.98	15	0	0	0	1	3	20.1	26	9	9	1	0	10	0	15	1	5	1.10	0	1.77	.329
Rogers, Nick	0	0	5.28	12	0	0	0	1	1	15.1	11	10	9	0	2	12	0	15	0	4	1.00	1	1.50	.216
Runion, Sam	4	2	3.72	37	1	0	0	0	2	55.2	53	23	23	4	5	13	1	45	0	0	1.47	6	1.19	.261
Sulbaran, J.C.	3	4	6.99	25	2	0	0	0	2	46.1	47	38	36	9	4	28	0	26	1	9	0.84	3	1.62	.266
Triggs, Andrew	1	0	0.00	4	0	0	0	0	0	6.2	2	0	0	0	0	2	1	10	0	0	4.00	0	0.60	.095
Ventura, Yordano	3	2	2.34	11	11	0	0	0	0	57.2	39	17	15	3	4	20	0	74	2	2	0.98	1	1.02	.189
Verdugo, Ryan	1	0	0.00	3	2	0	0	0	0	9.0	5	0	0	0	0	0	0	8	0	1	0.29	0	0.56	.161
White, Cole	0	1	2.08	7	0	0	0	0	0	8.2	7	2	2	0	0	8	0	10	0	2	2.20	1	1.73	.219
Zimmer, Kyle	2	1	1.93	4	4	0	0	0	0	18.2	11	4	4	2	2	5	0	27	0	0	1.31	2	0.86	.162
Team Total	59	81	4.19	140	140	4	9	31	48	1233.2	1167	853	575	126	78	497	17	1074	13	74	1.36	86	1.35	.252

FRONT OFFICE

2014 CARDINALS

2013 REVIEW

HISTORY

MINOR LEAGUES

TEXAS LEAGUE

MISC.

SAN ANTONIO MISSIONS

Affiliate: San Diego Padres (2007)

Nelson W. Wolff Municipal Stadium
5757 Highway 90 West
San Antonio, TX 78227
Telephone: (210) 675-7275
Fax: (210) 670-0341
E-mail: sainfo@samissions.com
Website: www.samissions.com



MANAGER
Rich Dauer

President.....Burl Yarbrough
General Manager.....Dave Gasaway
Media Contact.....Mike Saeger
Radio Announcer.....Mike Saeger
Station.....KKYX 680 AM

PITCHING COACH
Jimmy Jones

HITTING COACH
Francisco Morales

Capacity: 6,200
Year Opened: 1994
Directions: Highway 90 West at Callaghan.

TRAINER
Daniel Turner

VISITING CLUB HOTEL

Holiday Inn NW/Sea World
10135 State Hwy 151
San Antonio, TX 78251
(210) 520-2508

2013 RECAP (4-8 Overall; 3-3 Home; 1-5 Road)

DATE	H/A	W/L	SCORE	WP	LP
4/07	A	W	2-1	Whiting	Kelly
4/08	A	L	5-2	Stites	Siegrist
4/09	A	L	11-2	Roach	Castillo
4/14	H	L	15-9	Hynes	Blair
4/15	H	W	9-1	Castillo	Roach
4/16	H	W	3-1	McGregor	De Paula
6/29	A	L	5-3	Ibarra	Wyatt
6/30	A	L	3-2	Mejia	Cooney
7/01	A	L	3-1	Branham	Stoppelman
7/06	H	W	8-1	Cooney	Oramas
7/07	H	L	9-7	Geer	Castillo
7/08	H	L	7-4	Sampson	Cornelius

2014 SCHEDULE

DAY	DATE	SITE	TIME	DAY	DATE	SITE	TIME
Thurs.	April 3	SPR	7:10	Sat.	June 28	SPR	6:10
Fri.	April 4	SPR	7:10	Sun.	June 29	SPR	6:10
Sat.	April 5	SPR	6:10	Mon.	June 30	SPR	7:10
Thurs.	April 10	SAN	7:05	Sat.	July 5	SAN	7:05
Fri.	April 11	SAN	7:05	Sun.	July 6	SAN	6:05
Sat.	April 12	SAN	7:05	Mon.	July 7	SAN	7:05

2013 FINAL ROSTER

PITCHERS	JERSEY #	B	T	HT	WT	BORN
Bonine, Eddie	49	R	R	6'5"	220	6/6/1981
Branham, Matt	51	R	R	6'5"	220	9/28/1987
Campos, Leonel	40	R	R	6'3"	185	7/17/1987
Geer, Josh	48	R	R	6'3"	195	6/2/1983
Ibarra, Jeff	38	L	L	6'6"	180	8/18/1987
Kelly, Ryan	34	R	R	6'2"	180	10/30/1987
Lollis, Matt	47	R	R	6'9"	250	9/11/1990
McBryde, Jeremy	27	R	R	6'2"	225	5/1/1987
Oramas, Juan	55	L	L	5'10"	215	5/11/1990
Roach, Donn	23	R	R	6'1"	200	12/14/1989
Sexton, Tim	33	R	R	6'6"	185	6/10/1987
Wisler, Matt	4	R	R	6'3"	195	9/12/1992
CATCHERS	JERSEY #	B	T	HT	WT	BORN
Gale, Rocky	57	R	R	6'0"	180	2/22/1988
Hedges, Austin	21	R	R	6'1"	190	8/18/1992
Kral, Robert	31	L	R	5'10"	195	3/28/1989
INFIELDERS	JERSEY #	B	T	HT	WT	BORN
Blackwood, Jake	10	R	R	6'0"	195	9/14/1985
Buschini, Adam	16	R	R	6'2"	205	5/6/1987
Spangenberg, Cory	30	L	R	6'0"	195	3/16/1991
Valdez, Jedy	24	R	R	5'10"	190	5/5/1989
OUTFIELDERS	JERSEY #	B	T	HT	WT	BORN
Noel, Rico	17	S	R	5'9"	175	1/11/1989
Orr, Lee	15	R	R	6'3"	215	10/23/1988
Williams, Everett	45	L	R	5'10"	200	10/1/1990

SERIES FACTS

Most Runs, Game:	By Springfield: 12 (12-5, June 3, 2009 at Hammons Field) By San Antonio: 15 (15-9, April 14, 2013 at Hammons Field)
Widest Margin Victory:	By Springfield: 8 Runs (9-1, April 15, 2013 at Hammons Field) By San Antonio: 10 Runs (11-1, June 6, 2011 at Nelson W. Wolff Stadium) *Most Recent
Longest Winning Streak:	By Springfield: 3 (Aug. 15, 2012 to Currnet) *Most Recent By San Antonio: 4 (June 5, 2011 - Aug. 11, 2011) *Most Recent
Attendance High:	At Hammons Field: 8,779, June 24, 2005

Cardinals vs. Missions Last Three Years

YEAR	HOME	AWAY	OVERALL	WIN %
2011	2-4	1-5	3-9	.250
2012	5-1	4-2	9-3	.750
2013	3-3	1-5	4-8	.333
All-Time	30-24	25-31	55-55	.500

FRONT OFFICE

2014 CARDINALS

2013 REVIEW

HISTORY

MINOR LEAGUES

TEXAS LEAGUE

MISC.

2013 INDIVIDUAL BATTING STATISTICS

BATTERS	AVG	G	AB	R	H	2B	3B	HR	RBI	TB	BB	IBB	SO	SB	CS	OBP	SLG	OPS	SF	SAC	HBP	DP	E
Asencio, Yeison	.261	74	291	25	76	15	3	2	32	103	13	1	29	3	2	.298	.354	.652	2	0	3	5	5
Bisson, Chris	.191	32	89	8	17	5	1	0	11	24	10	2	28	2	2	.260	.270	.550	0	0	1	0	7
Blackwood, Jake	.259	126	478	53	124	24	1	7	61	171	22	1	78	2	2	.295	.358	.653	2	0	3	7	25
Burke, Chris	.200	4	5	1	1	1	0	0	0	2	1	0	2	0	0	.429	.400	.829	0	1	1	0	1
Buschini, Adam	.239	91	285	40	68	9	3	8	32	107	19	1	52	13	6	.289	.375	.664	2	4	2	4	10
Cabrera, Felix	.000	2	3	0	0	0	0	0	0	0	1	0	1	0	0	.250	.000	.250	0	0	0	0	0
Contreras, Anthony	.167	16	54	4	9	1	1	0	2	12	7	0	8	1	0	.262	.222	.485	0	0	0	0	3
Decker, Cody	.171	10	35	6	6	0	0	2	6	12	5	0	14	0	0	.275	.343	.618	0	0	0	0	3
Del Castillo, Miguel	.000	1	1	0	0	0	0	0	0	0	0	0	1	0	0	.000	.000	.000	0	0	0	0	0
Fuentes, Raymond	.316	93	345	56	109	21	2	6	35	152	41	2	71	29	10	.396	.441	.837	2	9	6	2	7
Gale, Rocky	.246	62	207	15	51	5	0	1	22	59	10	0	19	0	4	.285	.285	.570	2	3	2	8	3
Gyorko, Jedd	1.000	1	1	0	1	0	0	0	0	1	0	0	0	0	0	1.000	1.000	2.000	0	0	0	0	0
Hedges, Austin	.224	20	67	4	15	3	0	0	8	18	6	1	9	3	1	.297	.269	.566	0	1	1	1	3
Kirby-Jones, A.J.	.238	58	168	18	40	10	0	5	22	65	15	0	55	1	2	.306	.387	.693	1	0	2	4	2
Kral, Robert	.154	21	65	6	10	1	0	3	8	20	15	0	14	0	0	.313	.308	.620	0	1	0	1	1
Limonta, Johan	.255	72	247	30	63	12	0	4	19	87	37	1	55	0	1	.353	.352	.705	1	0	1	4	4
Medica, Tommy	.296	76	280	48	83	20	3	18	57	163	28	1	67	4	2	.372	.582	.954	4	0	8	8	2
Miller, Justin	.195	19	41	8	8	0	0	0	2	8	6	0	16	4	2	.333	.195	.528	1	0	3	1	0
Noel, Rico	.266	131	496	74	132	23	5	0	41	165	52	0	119	59	19	.348	.333	.681	5	10	13	3	9
Orr, Lee	.226	19	62	9	14	4	0	1	6	21	4	0	24	1	2	.310	.339	.649	1	0	4	0	1
Rodriguez, Eddy	.240	56	200	20	48	11	1	4	26	73	12	0	58	0	1	.280	.365	.645	2	0	0	2	9
Rodriguez, Jeremy	.250	5	12	0	3	1	0	0	0	4	0	0	1	0	0	.250	.333	.583	0	0	0	0	1
Sams, Kallan	.250	26	80	16	20	7	0	10	27	57	20	1	24	4	0	.412	.713	1.124	0	0	2	3	0
Spangenberg, Cory	.289	76	287	35	83	10	3	2	20	105	17	0	61	19	11	.331	.366	.697	2	11	2	2	4
Valdez, Jeudy	.251	125	443	46	111	29	5	10	49	180	27	0	106	16	12	.300	.406	.706	2	1	5	10	33
Williams, Everett	.257	89	331	37	85	11	1	2	31	104	28	2	81	10	4	.312	.314	.626	3	1	0	6	2
Team Total	.256	139	4623	562	1183	223	29	85	520	1719	396	13	1017	171	83	.321	.372	.693	32	47	60	74	149

FRONT OFFICE

2014 CARDINALS

2013 REVIEW

HISTORY

MINOR LEAGUES

TEXAS LEAGUE

MISC.

2013 INDIVIDUAL PITCHING STATISTICS

PITCHERS	W	L	ERA	G	GS	CG	SHO	SV	SVO	IP	H	R	ER	HR	HB	BB	IBB	SO	BK	WP	GO/AO	DP	WHIP	AVG
Andriese, Matt	8	2	2.37	15	15	0	0	0	0	76.0	71	26	20	3	3	17	0	63	0	2	1.76	5	1.16	.242
Bonine, Eddie	4	3	3.76	11	11	1	0	0	0	69.1	66	32	29	5	10	16	0	15	0	7	1.22	11	1.18	.260
Boscan, Wilfredo	0	1	4.26	5	4	0	0	0	0	19.0	21	11	9	3	0	7	0	11	0	2	1.14	1	1.47	.266
Branham, Matt	4	2	2.61	22	0	0	0	0	2	31.0	20	11	9	2	0	14	2	36	0	1	0.51	1	1.10	.183
Campos, Leonel	1	0	0.88	26	0	0	0	2	2	30.2	14	5	3	0	0	16	0	43	0	3	1.13	1	0.98	.137
De Paula, Jose	4	6	3.86	14	14	0	0	0	0	74.2	84	42	32	3	2	11	0	57	0	4	1.27	3	1.27	.284
Geer, Josh	8	5	3.41	34	11	0	0	2	2	100.1	114	47	38	11	0	24	0	79	0	4	0.99	9	1.38	.288
Hynes, Colt	1	0	0.73	10	0	0	0	0	0	12.1	10	1	1	0	0	0	0	16	0	1	2.00	1	0.81	.233
Ibarra, Jeff	3	1	5.88	57	0	0	0	0	2	52.0	59	35	34	5	4	11	0	52	1	1	1.21	2	1.35	.278
Jackson, Matt	0	1	12.00	2	0	0	0	0	0	3.0	5	4	4	0	1	3	0	1	0	0	0.75	1	2.67	.385
Kelly, Ryan	1	2	5.13	37	0	0	0	1	2	47.1	49	27	27	8	2	20	1	37	0	1	1.17	1	1.46	.266
Kirby-Jones, A.J.	0	0	108.00	1	0	0	0	0	0	0.1	3	4	4	0	0	3	0	0	0	1	0.00	0	18.00	.750
Lara, Robert	0	0	8.68	8	0	0	0	0	0	9.1	11	9	9	2	0	4	0	9	0	3	0.19	0	1.61	.289
Limonta, Johan	0	1	18.00	1	0	0	0	0	0	1.0	3	2	2	0	0	1	0	0	0	1	0.00	0	4.00	.600
Lollis, Matt	1	3	6.28	32	0	0	0	0	2	38.2	51	29	27	6	2	24	3	27	0	3	1.10	4	1.94	.311
McBryde, Jeremy	4	4	2.35	61	0	0	0	15	17	61.1	41	18	16	6	2	15	0	73	0	1	0.68	0	0.91	.186
Mejia, Ruben	1	0	0.00	1	0	0	0	0	0	2.0	2	0	0	0	0	1	0	4	0	0	2.00	0	1.50	.250
Oramas, Juan	3	2	3.07	12	12	0	0	0	0	55.2	52	22	19	4	3	16	0	64	0	2	0.49	2	1.22	.249
Quackenbush, Kevin	2	0	0.29	29	0	0	0	13	14	31.0	16	4	1	1	3	10	1	46	1	0	1.19	1	0.84	.151
Rearick, Chris	3	0	1.89	35	0	0	0	0	3	38.0	31	11	8	1	1	10	1	42	0	1	0.97	3	1.08	.223
Roach, Donn	8	12	3.53	28	28	0	0	0	0	142.2	138	73	56	7	5	40	0	77	0	11	2.37	13	1.25	.252
Sampson, Keyvius	10	4	2.26	19	18	0	0	0	0	103.1	74	31	26	9	3	33	2	110	0	6	0.85	3	1.04	.199
Sexton, Tim	1	1	1.71	15	0	0	0	2	3	26.1	20	6	5	1	0	3	0	18	0	1	1.90	3	0.87	.215
Sexton, Tim	2	2	3.24	29	0	0	0	2	4	50.0	53	23	18	5	0	12	0	28	0	2	1.46	4	1.30	.277
Smith, Burch	1	2	1.15	6	6	0	0	0	0	31.1	17	8	4	1	2	6	0	37	0	1	1.67	2	0.73	.155
Stites, Matt	2	2	2.08	46	0	0	0	14	17	52.0	37	16	12	6	1	8	1	51	0	1	1.06	2	0.87	.194
Wisler, Matt	8	5	3.00	20	20	0	0	0	0	105.0	85	36	35	7	2	27	0	103	0	3	0.74	4	1.07	.223
Zavada, Clay	0	2	3.80	21	0	0	0	1	1	21.1	19	17	9	2	2	12	0	17	0	1	0.78	1	1.45	.244
Team Total	78	61	3.19	139	139	1	14	50	67	1235.0	1113	527	438	93	48	352	11	1088	2	62	1.43	74	1.19	.239

FRONT OFFICE

2014 CARDINALS

2013 REVIEW

HISTORY

MINOR LEAGUES

TEXAS LEAGUE

MISC.

TULSA DRILLERS

Affiliate: Colorado Rockies (2003)

ONEOK Field
 201 N. Elgin St.
 Tulsa, OK 74120
 Telephone: (918) 744-5998
 Fax: (918) 747-3267
 E-mail: mail@tulsadrillers.com
 Website: www.tulsadrillers.com



MANAGER
 Kevin Riggs

PITCHING COACH
 Darryl Scott

HITTING COACH
 Darin Everson

TRAINER
 Chris Dovey

General Manager.....Mike Melega
 Media Contact.....Brian Carroll
 Radio Announcer.....Dennis Higgins
 Station.....KTBS-1430 AM

Capacity: 8,000
 Year Opened: 2010

Directions: Highway 244 West, Exit Cincinnati/Detroit Ave. Left on Cincinnati Ave, Left on Brady, Right on Elgin. On the corner of Elgin and Archer.

VISITING CLUB HOTEL

Hyatt Regency Downtown
 100 E. 2nd St.
 Tulsa, OK 74103

2013 RECAP (13-13 Overall; 7-5 Home; 6-8 Road)

DATE	H/A	W/L	SCORE	WP	LP	DATE	H/A	W/L	SCORE	WP	LP
5/04	H	W	5-3	Thomas	Gardner	6/19	H	W	3-2	Sherriff	Gallagher
5/05	H	W	12-1	McGregor	Bettis	7/22	H	W	3-2	Stoppelman	Froneberger
5/06	H	L	15-4	Gustafson	Ferrara	7/23	H	W	13-2	Castillo	Bergman
5/07	H	W	2-0	Whiting	Matzek	7/24	H	L	3-0	Matzek	Cornelius
5/13	A	W	10-4	Cooney	Matzek	7/29	A	W	7-3	Cornelius	Matzek
5/14	A	W	4-2	Blair	Bergman	7/30	A	L	4-2	Gomez	Blair
5/15	A	W	5-3	Castillo	Houston	7/31	A	L	4-0	Houston	Castillo
5/16	A	L (15)	2-1	Mueller	Greenwood	8/24	A	W	4-1	Cornelius	Winkler
6/08	A	L	3-0	Gustafson	Cooney	8/25	A	L	10-8	Solbach	Miranda
6/09	A	W	5-0	Blair	Oswalt	8/26	A	L	8-4	Gomez	Almarante
6/10	A	L	5-3	Matzek	Greenwood	8/31	H	L	7-6	Solbach	Kiekhefer
6/11	A	L	4-3	Froneberger	Thomas	9/01	H	L	2-1	Gardner	Cooney
6/18	H	W	3-0	Castillo	Bergman	9/02	H	L	8-4	Gustafson	Russell

2014 SCHEDULE

DAY	DATE	SITE	TIME	DAY	DATE	SITE	TIME
Sat.	May 3	SPR	6:10	Tues.	June 17	TUL	7:05
Sun.	May 4	SPR	2:10	Wed.	June 18	TUL	11:05am
Mon.	May 5	SPR	11:10am	Mon.	July 21	SPR	7:10
Tues.	May 6	SPR	11:10am	Tues.	July 22	SPR	7:10
Mon.	May 12	TUL	7:05	Wed.	July 23	SPR	7:10
Tues.	May 13	TUL	7:05	Mon.	July 28	TUL	7:05
Wed.	May 14	TUL	12:05	Tues.	July 29	TUL	7:05
Thurs.	May 15	TUL	7:05	Wed.	July 30	TUL	7:05
Sat.	June 7	SPR	6:10	Sat.	Aug. 23	SPR	6:10
Sun.	June 8	SPR	6:10	Sun.	Aug. 24	SPR	2:10
Mon.	June 9	SPR	7:10	Mon.	Aug. 25	SPR	7:10
Tues.	June 10	SPR	7:10	Sat.	Aug. 30	TUL	7:05
Sun.	June 15	TUL	2:05	Sun.	Aug. 31	TUL	7:05
Mon.	June 16	TUL	7:05	Mon.	Sept. 1	TUL	1:05

2013 FINAL ROSTER

PITCHERS	JERSEY #	B	T	HT	WT	BORN
Bergman, Christian	34	R	R	6'1"	180	5/4/1988
Butler, Eddie	27	S	R	6'2"	180	3/13/1991
Gardner, Joe	36	R	R	6'4"	220	3/18/1988
Gomez, Leuris	17	R	R	6'0"	170	10/20/1986
Gonzalez, Juan	38	R	R	6'2"	206	4/5/1990
Gustafson, Tim	45	R	R	6'3"	210	12/29/1984
Houston, Dan	23	R	R	6'3"	205	10/24/1986
Marbry, Mike	19	R	R	6'3"	185	9/3/1984
Matzek, Tyler	40	L	L	6'3"	210	10/19/1990
Mueller, Josh	39	R	R	6'4"	215	1/18/1989
Roberts, Kenny	15	L	L	6'1"	200	3/9/1988
Solbach, Mike	30	R	R	6'3"	185	7/31/1985
White, Cole	31	L	R	6'2"	195	1/22/1988
Winkler, Daniel	22	R	R	6'1"	200	2/2/1990
CATCHERS	JERSEY #	B	T	HT	WT	BORN
Garneau, Dustin	13	R	R	6'1"	215	8/13/1987
Murphy, Tom	7	R	R	6'1"	220	4/3/1991
Tarleton, Dallas	6	L	R	5'11"	200	8/5/1987
INFIELDERS	JERSEY #	B	T	HT	WT	BORN
Adames, Cristhian	2	S	R	6'0"	160	7/26/1991
Langfels, Jayson	28	R	R	6'2"	205	8/17/1988
Nina, Angelys	3	R	R	5'11"	165	11/16/1988
Roling, Kiel	18	R	R	6'3"	240	1/23/1987
Smalling, Tim	9	R	R	6'3"	207	10/14/1987
Wong, Joey	1	L	R	5'10"	175	4/12/1988
OUTFIELDERS	JERSEY #	B	T	HT	WT	BORN
Cleary Jr., Delta	24	S	R	6'3"	180	8/14/1989
Crousset, Juan	16	L	L	5'11"	193	4/30/1990
Kuhn, Tyler	4	L	R	5'10"	185	9/9/1986
Parker, Kyle	11	R	R	6'0"	200	9/30/1989
Shepherd, Jaron	7	L	R	6'1"	180	10/30/1988

SERIES FACTS

Most Runs, Game:	By Springfield: 20 (20-5, April 4, 2008 at Hammons Field) By Tulsa: 15 (15-4, May 6, 2013 at Hammons Field)
Widest Margin Victory:	By Springfield: 15 Runs (20-5, April 4, 2008 at Hammons) By Tulsa: 11 Runs (15-4, May 6, 2013 at Hammons Field)
Longest Winning Streak:	By Springfield: 6 (May 19-June 20, 2008) By Tulsa: 6 (April 21-April 30, 2012) *Most Recent
Attendance High:	At Hammons Field: 9,799, Aug. 31, 2013 At ONEOK Field: 8,707, June 8, 2012

Cardinals vs. Drillers Last Three Years

YEAR	HOME	AWAY	OVERALL	WIN %
2011	6-10	8-8	14-18	.438
2012	7-8	8-8	15-16	.484
2013	7-5	6-8	13-13	.500
All-Time	74-59	70-68	144-127	.531

FRONT OFFICE

2014 CARDINALS

2013 REVIEW

HISTORY

MINOR LEAGUES

TEXAS LEAGUE

MISC.

2013 INDIVIDUAL BATTING STATISTICS

BATTERS	AVG	G	AB	R	H	2B	3B	HR	RBI	TB	BB	IBB	SO	SB	CS	OBP	SLG	OPS	SF	SAC	HBP	DP	E
Adames, Cristhian	.267	107	389	45	104	19	2	3	36	136	34	0	78	13	7	.331	.350	.681	2	17	4	11	14
Cleary Jr., Delta	.207	116	397	43	82	9	3	2	29	103	33	2	93	18	7	.274	.259	.533	3	14	5	8	1
Crousset, Juan	.262	12	42	6	11	2	0	1	5	16	2	1	15	0	1	.289	.381	.670	1	0	0	1	1
Gameau, Dustin	.236	96	326	36	77	17	1	13	47	135	25	0	57	4	2	.313	.414	.727	4	4	13	2	4
Gonzalez, Jose	.194	38	129	15	25	5	0	3	9	39	9	0	42	1	2	.262	.302	.565	0	1	3	2	5
Kuhn, Tyler	.233	61	227	32	53	11	4	1	22	75	29	2	34	7	6	.326	.330	.656	2	2	3	4	1
Langfels, Jayson	.218	114	376	48	82	12	0	14	51	136	33	0	131	13	8	.296	.362	.657	4	4	10	7	13
Matthes, Kent	.270	68	256	31	69	24	2	9	32	124	20	0	66	11	3	.335	.484	.819	0	1	5	5	2
Murphy, Tom	.290	20	69	9	20	5	0	3	9	34	4	0	16	0	0	.338	.493	.831	0	0	1	1	3
Nina, Angelys	.280	123	446	45	125	21	6	10	51	188	30	2	57	19	9	.331	.422	.753	2	4	5	10	13
Ortega, Rafael	.228	42	158	22	36	4	2	1	10	47	19	0	26	9	4	.315	.297	.612	0	0	1	3	3
Parker, Kyle	.288	123	480	70	138	23	3	23	74	236	40	1	99	6	6	.345	.492	.836	4	0	4	14	8
Roling, Kiel	.261	112	410	55	107	26	0	24	84	205	38	2	107	0	0	.323	.500	.823	7	0	3	6	5
Shepherd, Jaron	.236	64	199	23	47	9	1	0	9	58	17	0	44	9	2	.305	.291	.596	1	8	3	2	3
Smalling, Tim	.237	31	114	21	27	7	0	1	10	37	8	0	24	0	3	.293	.325	.617	0	2	1	3	4
Tanos, Brett	.100	4	10	0	1	0	0	0	0	1	1	0	2	0	0	.182	.100	.282	0	0	0	0	1
Tarleton, Dallas	.210	27	62	5	13	2	0	1	2	18	7	0	22	1	0	.290	.290	.580	0	4	0	3	2
Wong, Joey	.240	92	279	26	67	17	1	2	19	92	18	2	55	2	4	.304	.330	.634	1	12	8	7	8
Wrigley, Henry	.188	31	112	13	21	6	0	4	10	39	4	0	21	1	0	.227	.348	.575	1	0	2	1	1
Team Total	.245	138	4559	549	1116	222	25	115	513	1733	376	12	1019	115	64	.310	.380	.690	32	79	71	93	107

2013 INDIVIDUAL PITCHING STATISTICS

PITCHERS	W	L	ERA	G	GS	CG	SHO	SV	SVO	IP	H	R	ER	HR	HB	BB	IBB	SO	BK	WP	GO/AO	DP	WHIP	AVG
Bergman, Christian	8	7	3.37	27	27	1	1	0	0	171.0	162	76	64	25	5	23	1	111	0	0	1.38	15	1.08	.253
Bettis, Chad	3	4	3.71	12	12	0	0	0	0	63.0	60	28	26	9	3	13	0	68	0	1	1.50	4	1.16	.255
Boggs, Mitchell	0	0	1.50	4	0	0	0	1	1	6.0	2	1	1	1	0	0	0	3	0	0	2.20	1	0.33	.095
Buch, Ryan	0	0	31.50	3	0	0	0	0	0	2.0	5	7	7	0	0	6	0	2	0	0	2.00	0	5.50	.500
Butler, Eddie	1	0	0.65	6	6	0	0	0	0	27.2	13	2	2	0	1	6	0	25	0	1	1.67	2	0.69	.138
Frazier, Parker	1	1	2.57	16	1	0	0	0	1	35.0	31	11	10	3	2	12	1	26	0	0	1.48	5	1.23	.254
Froneberger, Isaiah	1	3	3.89	33	0	0	0	0	3	37.0	35	17	16	3	3	28	3	40	1	2	0.81	2	1.70	.257
Gallagher, Sean	4	5	3.00	12	12	0	0	0	0	75.0	64	26	25	10	2	28	1	50	0	0	1.14	7	1.23	.235
Gardner, Joe	6	4	5.53	35	0	0	0	2	6	55.1	52	38	34	6	6	18	2	60	0	7	2.27	3	1.27	.241
Gomez, Leuris	4	1	1.28	25	0	0	0	1	1	42.1	27	7	6	0	4	16	0	56	0	7	0.73	2	1.02	.178
Gonzalez, Juan	4	3	2.14	39	0	0	0	4	5	46.1	42	15	11	4	0	8	1	34	1	1	1.69	6	1.08	.250
Gustafson, Tim	7	12	5.41	27	27	0	0	0	0	146.1	162	98	88	15	6	53	1	105	0	12	1.33	23	1.47	.290
Hensley, Steven	1	0	2.25	8	0	0	0	4	4	8.0	2	2	2	1	0	3	0	8	0	0	1.00	0	0.63	.077
Houston, Dan	4	6	3.36	31	13	0	0	2	4	101.2	97	45	38	7	4	30	0	67	0	10	1.04	9	1.25	.249
Marbry, Mike	0	2	3.52	30	0	0	0	2	3	38.1	37	17	15	7	0	13	2	22	0	3	1.05	3	1.30	.261
Matzek, Tyler	8	9	3.79	26	26	0	0	0	0	142.1	147	67	60	13	5	76	0	95	2	5	0.85	12	1.57	.276
McHugh, Collin	1	1	1.38	2	2	0	0	0	0	13.0	9	2	2	1	0	0	0	12	0	0	1.00	3	0.69	.205
Mueller, Josh	2	1	3.68	23	1	0	0	0	0	36.2	33	17	15	2	0	14	1	24	1	2	2.20	4	1.28	.244
Oswalt, Roy	3	2	2.16	5	5	0	0	0	0	33.1	24	10	8	5	0	7	0	25	0	0	1.96	6	0.93	.211
Pomeranz, Drew	0	1	11.81	1	1	0	0	0	0	5.1	10	7	7	2	0	1	0	5	0	0	1.20	0	2.06	.400
Riordan, Cory	2	0	3.14	7	0	0	0	0	0	14.1	14	5	5	1	2	1	0	9	0	2	0.94	1	1.05	.250
Roberts, Kenny	1	1	7.16	12	0	0	0	0	0	16.1	21	15	13	4	1	13	0	6	0	2	4.43	5	2.08	.333
Sexton, Tim	1	1	4.94	14	0	0	0	0	1	23.2	33	17	13	4	0	9	0	10	0	1	1.14	1	1.77	.337
Solbach, Michael	3	1	3.28	20	0	0	0	3	4	24.2	19	9	9	1	1	13	2	25	0	1	1.42	2	1.30	.218
White, Cole	2	3	4.38	38	0	0	0	19	21	39.0	37	22	19	2	5	25	3	32	0	5	1.18	8	1.59	.262
White, Cole	2	4	3.97	45	0	0	0	19	21	47.2	44	24	21	2	5	33	3	42	0	7	1.31	9	1.62	.254
Winkler, Daniel	1	2	3.04	5	5	0	0	0	0	26.2	23	11	9	3	1	10	0	23	0	2	0.70	3	1.24	.240
Team Total	68	70	3.67	138	138	1	11	38	54	1230.1	1161	572	502	129	51	426	18	943	5	64	1.66	127	1.29	.254

FRONT OFFICE

2014 CARDINALS

2013 REVIEW

HISTORY

MINOR LEAGUES

TEXAS LEAGUE

MISC.



Stephen Piscotty was one of five Springfield Cardinals to suit up for the Salt River Rafters in the 2013 Arizona Fall League. He finished 4th with a .371 average and 18 RBIs, while leading the league with three triples.

Miscellaneous

2014 SCHEDULE



2014 SCHEDULE

APRIL							MAY						
SUN	MON	TUE	WED	THUR	FRI	SAT	SUN	MON	TUE	WED	THUR	FRI	SAT
		1	2	7:10 3 SAN	7:10 4 SAN	6:10 5 SAN					7:10 1 NWA	7:10 2 NWA	6:10 3 TUL
6:10 6 CC	7:10 7 CC	11:10 8 CC	9	7:05 10 SAN	7:05 11 SAN	7:05 12 SAN	7:10 4 TUL	11:10 5 TUL	11:10 6 TUL	7	7:05 8 NWA	7:35 9 NWA	6:05 10 NWA
1:10 13 CC	7:10 14 CC	7:10 15 CC	16	7:10 17 ARK	7:10 18 ARK	6:10 19 ARK	2:05 11 NWA	7:05 12 TUL	7:05 13 TUL	12:05 14 TUL	7:05 15 TUL	7:10 16 ARK	6:10 17 ARK
4:10 20 ARK	7:05 21 NWA	7:05 22 NWA	11:05 23 NWA	7:05 24 NWA	7:10 25 ARK	6:10 26 ARK	2:10 18 ARK	7:10 19 ARK	20	6:30 21 MID	7:00 22 MID	7:00 23 MID	7:05 24 FRIS
2:10 27 ARK	7:10 28 ARK	7:10 29 NWA	11:10 30 NWA				2:05 25 FRIS	2:05 26 FRIS	7:10 27 MID	7:10 28 MID	7:10 29 MID	7:10 30 FRIS	6:10 31 FRIS
JUNE							JULY						
SUN	MON	TUE	WED	THUR	FRI	SAT	SUN	MON	TUE	WED	THUR	FRI	SAT
6:10 1 FRIS	2	7:10 3 ARK	7:10 4 ARK	7:10 5 ARK	7:10 6 ARK	6:10 7 TUL			1	7:10 2 CC	7:10 3 CC	7:10 4 CC	7:05 5 SAN
6:10 8 TUL	7:10 9 TUL	7:10 10 TUL	7:10 11 NWA	7:10 12 NWA	7:10 13 NWA	6:10 14 NWA	6:05 6 SAN	7:05 7 SAN	8	7:10 9 NWA	7:10 10 NWA	7:10 11 NWA	6:10 12 NWA
2:05 15 TUL	7:05 16 TUL	7:05 17 TUL	11:05 18 TUL	7:10 19 TUL	7:10 20 ARK	7:10 21 ARK	6:10 13 ARK	7:10 14 ARK	7:10 15 ARK	7:10 16 ARK	7:10 17 NWA	7:10 18 NWA	6:10 19 NWA
2:10 22 ARK	7:10 23 All-Star Game at ARK	7:10 24 ★	7:10 25 CC	7:10 26 CC	7:10 27 CC	5:10 28 SAN	6:10 20 NWA	7:10 21 TUL	7:10 22 TUL	7:10 23 TUL	7:05 24 NWA	7:05 25 NWA	7:35 26 NWA
6:10 29 SAN	7:10 30 SAN						6:05 27 NWA	7:05 28 TUL	7:05 29 TUL	7:05 30 TUL	7:10 31 ARK		
AUGUST							SEPTEMBER						
SUN	MON	TUE	WED	THUR	FRI	SAT	SUN	MON	TUE	WED	THUR	FRI	SAT
					7:10 1 ARK	6:10 2 ARK		1:05 1 TUL	2	3	4	5	6
6:10 3 ARK	4	7:05 5 FRIS	7:05 6 FRIS	7:05 7 FRIS	7:00 8 MID	7:00 9 MID	7	8	9 TEXAS LEAGUE CHAMPIONSHIP	10	11	12 TEXAS LEAGUE CHAMPIONSHIP	13
2:00 10 MID	11	7:10 12 FRIS	7:10 13 FRIS	7:10 14 FRIS	7:10 15 MID	6:10 16 MID	14	15	16	17	18	19	20
2:10 17 MID	18	7:05 19 NWA	7:05 20 NWA	7:05 21 NWA	7:35 22 NWA	6:10 23 TUL	21	22	23	24	25	26	27
TUL 2:10 TUL 7:05 31	7:10 25 TUL	7:10 26 ARK	7:10 27 ARK	7:10 28 ARK	7:10 29 ARK	7:05 30 TUL	28	29	30				

HOME GAMES
AWAY GAMES

Dates and times are subject to change.
 ● TV Games on KY3 or The Ozarks CW.
 Hammons Field is located in downtown Springfield at John Q. Hammons Parkway and East Trafficway.



ARK



COR



FRIS



MID



NWA



SAN



TUL

FRONT OFFICE

2014 CARDINALS

2013 REVIEW

HISTORY

MINOR LEAGUES

TEXAS LEAGUE

MISC.

HAMMONS FIELD

FACTS, MAPS, ATTENDANCE, ETC.



Quick Facts

Location: Downtown Springfield at 955 E. Trafficway
Seating Capacity: 6,750
Ground Breaking: July 7, 2002
First Event: Southern Illinois vs. Southwest Missouri State, April 2, 2004
First Springfield Cardinals Exhibition Baseball Game: St. Louis Cardinals vs. Springfield Cardinals, April 2, 2005
First Springfield Cardinals Regular Season Game: Tulsa Drillers vs. Springfield Cardinals, April 12, 2005
Surface: Natural Grass

STADIUM DIMENSIONS

Left Field Line: 315
Left Center Field: 365
Center Field: 400
Right Center Field: 365
Right Field Line: 330

Ground Rules

Dugouts

Both dugouts play the same.

Steps leading to grandstand on both ends of both dugouts.....In Play
 Ball hitting gate located at top of steps and remaining fair.....In Play
 Ball staying on top step or ledge below green railings extending whole length of dugout.....In Play
 Ball completely penetrating green railing and ledge.....Dead
 Initial concrete facing of the dugoutIn Play
 Concrete facing recessed back into dugout.....Out of Play

Left Field Foul Ball Area

Fly ball landing above padded wall (i.e. chain linked fence).....Out of Play
 Ball resting on wall or pad.....Dead


Outfield Wall Fair Territory

Fly ball going above yellow line.....Home Run
 Fly ball striking green chain linked fence in outfield fair territory.....Home Run
 Ball bouncing over the yellow line, hitting the green chain linked fence, and then bouncing back in play.....Two Bases

Tarp

Player may lean on, but not put feet on tarp.

HAMMONS FIELD SEATING CHART



**Hammons Field
Springfield, MO**

- PILR Champions Club
- Expedia® Redbird Roost
- Diamond Boxes
- Dugout Boxes
- Field Boxes
- General Admission
- Ashley Furniture Homestore Dugout Decks
- Deluxe Suites

	SINGLE GAME TICKETS Sunday - Thursday Games		SINGLE GAME TICKETS Friday - Saturday Games		Season
	Day of Game	Advance	Day of Game	Advance	
PILR Champions Club	\$48.00	\$46.00	\$49.00	\$47.00	\$43.36
Expedia® Redbird Roost	\$26.00	\$25.00	\$27.00	\$26.00	\$23.36
Diamond Box	\$16.00	\$15.00	\$17.00	\$16.00	\$13.86
Dugout Box	\$13.00	\$12.00	\$14.00	\$13.00	\$10.86
Field Box	\$10.00	\$9.00	\$11.00	\$10.00	\$7.86
General Admission	\$7.00	\$6.00	\$8.00	\$7.00	\$5.86





Directions to Hammons Field

From I-44 or US-60:

Exit Highway 65 to Chestnut Expressway. Go West on Chestnut Expy and proceed to National. Turn left (South) on National. Turn right (West) on Trafficway. Hammons Field is on the right.

Yearly Attendance Figures

Year	Home Games	Total Home Attendance	Home Average	Single Game High - Home	Road Games	Total Road Attendance	Road Average
2005	70	526,561	7,522	9,720 - Aug. 26 vs. Tulsa	70	299,895	4,284
2006	68	492,302	7,348	10,139 - July 1 vs. Wichita	70	318,940	4,556
2007	67	460,063	7,078	9,561 - July 21 vs. Wichita	69	322,236	5,034
2008	70	461,020	6,681	9,372 - August 29 vs. Tulsa	70	379,695	5,583
2009	70	402,618	5,835	8,084 - Sept. 7 vs. Arkansas	70	344,998	4,929
2010	67	357,336	5,333	8,484 - July 31 vs. NW Arkansas	70	359,651	5,137
2011	66	337,166	5,109	9,554 - Sept. 5 vs. Arkansas	69	355,688	5,155
2012	69	352,674	5,111	10,795 - July 4 vs. Midland	69	365,638	5,299
2013	68	338,345	5,205	11,818 - July 4 vs. Corpus Christi*	70	328,109	4,687

Top 10 Regular Season Crowds

Attendance	Opponent	Date	Day	W-L
11,818	Corpus Christi	July 4, 2013	Thursday	W
10,795	Midland	July 4, 2012	Wednesday	W
10,139	Wichita	July 1, 2006	Saturday	L
9,720	Tulsa	August 26, 2005	Friday	W
9,561	Wichita	July 21, 2007	Saturday	W
9,555	Tulsa	July 29, 2006	Saturday	L
9,554	Arkansas	Sept. 5, 2011	Monday	L
9,372	Tulsa	August 29, 2008	Friday	W
9,285	Tulsa	April 28, 2007	Saturday	L
9,163	Wichita	August 31, 2007	Friday	L
9,042	Arkansas	July 31, 2007	Tuesday	W

*Largest crowd at Hammons Field: 11,818
Springfield Cardinals vs. Corpus Christi Hooks - July 4, 2013

2014 PROMOTIONS

Promotional dates and times subject to change. For updated list, visit SpringfieldCardinals.com



Thursday, April 3	Great Southern Bank Magnet Schedule Giveaway (3,500) "Buck a Brat" \$1 Bratwurst Night AM Pyrotechnics 2014 Fireworks Kickoff	FRONT OFFICE
Friday, April 4	Great Southern Bank Magnet Schedule Giveaway (3,500) AM Pyrotechnics Friday Night Fireworks featuring Disco Music	
Saturday, April 5	10th Season Commemorative Coin Giveaway (2,500) Specialty Jersey Auction to benefit Champions Committed to Kids	2014 CARDINALS
Sunday, April 6	Great Southern Bank Magnet Schedule Giveaway (3,500) Hiland Dairy Ice Cream Sunday The Track Family Fun Parks Kids Race the Bases	
Tuesday, April 8	CoxHealth Healthy Living Educational Day & Cardinals Leadership Forum Great Southern Bank \$1 Dog Day	2013 REVIEW
Thursday, April 17	"Buck a Brat" \$1 Bratwurst Night	
Friday, April 18	AM Pyrotechnics Friday Night Fireworks featuring One-Hit Wonders	HISTORY
Saturday, April 19	Branson Zipline Flight Crew T-Shirt Giveaway (2,500)	
Sunday, April 20	Hiland Dairy Ice Cream Sunday The Track Family Fun Parks Kids Race the Bases	MINOR LEAGUES
Tuesday, April 29	Great Southern Bank \$1 Dog Day	
Wednesday, April 30	Cardinals Safety Educational Day & College Preparatory Day	TEXAS LEAGUE
Thursday, May 1	St. Louis Cardinals 2013 National League Championship Replica Ring Giveaway (2,500) "Buck a Brat" \$1 Bratwurst Night AT&T Dreams Come True Package	
Friday, May 2	AM Pyrotechnics Friday Night Fireworks featuring Music of the 90s	MISC.
Saturday, May 3	Price Cutter & Bar-S Foods 10th Season T-Shirt Giveaway (2,500)	
Sunday, May 4	Empire Bank Green Cap Giveaway (2,500) Hiland Dairy Ice Cream Sunday The Track Family Fun Parks Kids Race the Bases Cardinals Bat Auction to benefit Cherish Kids	
Monday, May 5	Missouri Dept. of Conservation Educational Day & Baseball Anthropology Day	
Tuesday, May 6	KY3 Weather School & Life Lessons through Sports Great Southern Bank \$1 Dog Day	
Friday, May 16	AM Pyrotechnics Friday Night Fireworks featuring 60s British Rock & Roll	
Saturday, May 17	Coca-Cola 3/4 Sleeve Shirt Giveaway (2,500)	
Sunday, May 18	Hiland Dairy Ice Cream Sunday The Track Family Fun Parks Kids Race the Bases	
Tuesday, May 27	Great Southern Bank \$1 Dog Day	

2014 PROMOTIONAL DATES

(continued)

FRONT OFFICE	Thursday, May 29	Expedia Luggage Tag Giveaway (2,500) "Buck a Brat" \$1 Bratwurst Night Missouri Lottery Baseball Bingo
	Friday, May 30	AM Pyrotechnics Friday Night Fireworks featuring Sounds of the Motor City
2014 CARDINALS	Saturday, May 31	St. Louis Cardinals 2013 National League Championship Replica Ring Giveaway (2,500) AT&T Dreams Come True Package
	Sunday, June 1	Rawlings Matt Carpenter Bat Giveaway (1,250 kids 15 and younger with a paid admission) Hiland Dairy Ice Cream Sunday The Track Family Fun Parks Kids Race the Bases
	Saturday, June 7	Vision Clinic Matt Carpenter Bobblehead Giveaway (2,500)
2013 REVIEW	Sunday, June 8	Mercy 10th Season Dry Fit Shirt Giveaway (2,500) Hiland Dairy Ice Cream Sunday The Track Family Fun Parks Kids Race the Bases Specialty Jersey Auction to benefit Newborns in Need
	Tuesday, June 10	Six Flags St. Louis Free Kids Admission Pass (2,000 kids 48" and under) Great Southern Bank \$1 Dog Day
	Thursday, June 12	417 Magazine Trevor Rosenthal Bobblehead Giveaway (2,500) "Buck a Brat" \$1 Bratwurst Night
HISTORY	Friday, June 13	AM Pyrotechnics Friday Night Fireworks featuring Superstars of Country Music
	Saturday, June 14	Mid Missouri Credit Union/Fort Leonard Wood Military Appreciation Night Military Appreciation Fireworks Celebration Camo Themed Jersey Auction to benefit MSU ROTC
	Thursday, June 26	St. Louis Cardinals 1964 World Championship Replica Ring Giveaway (2,500) "Buck a Brat" \$1 Bratwurst Night Missouri Lottery Baseball Bingo
MINOR LEAGUES	Friday, June 27	AM Pyrotechnics Friday Night Fireworks featuring Music from the Jacksons AT&T Dreams Come True Package
	Saturday, June 28	CoxHealth Fireworks at the Field Celebration
	Sunday, June 29	Cline Dental Joe Kelly "Standoff" Bobblehead Giveaway (2,500) Hiland Dairy Ice Cream Sunday The Track Family Fun Parks Kids Race the Bases
TEXAS LEAGUE	Monday, June 30	AM Pyrotechnics Bonus Fireworks featuring Fan's Vote Music Specialty Cap Auction benefitting Horses of Hope
	Thursday, July 10	U.S. Cellular Kolten Wong Bobblehead Giveaway (2,500) "Buck a Brat" \$1 Bratwurst Night
	Friday, July 11	AM Pyrotechnics Friday Night Fireworks featuring Music from Kids Movies AT&T Dreams Come True Package
	Saturday, July 12	Specialty Jersey Auction to benefit the Humane Society
MISC.	Thursday, July 17	American National Louie Bobblehead Photo Frame Giveaway (2,500) "Buck a Brat" \$1 Bratwurst Night Missouri Lottery Baseball Bingo
	Friday, July 18	AM Pyrotechnics Friday Night Fireworks featuring Boy Band Music
	Saturday, July 19	Great Southern Bank Season 10 Commemorative Replica Ring Giveaway (2,500)

2014 PROMOTIONAL DATES

(continued)

Sunday, July 20	Hiland Dairy Replica Batting Helmet Giveaway (2,500) Hiland Dairy Ice Cream Sunday The Track Family Fun Parks Kids Race the Bases
Tuesday, July 22	St. Louis Cardinals 2004 National League Championship Replica Ring Giveaway (2,500) Great Southern Bank \$1 Dog Day
Thursday, July 31	"Buck a Brat" \$1 Bratwurst Night
Friday, August 1	AM Pyrotechnics Friday Night Fireworks featuring Songs from Movies
Saturday, August 2	Rick's Automotive Pink in the Park Wristlet (2,500) Pink in the Park Jersey Auction to benefit BCFO
Sunday, August 3	Maria's Mexican Restaurant Michael Wacha Bobblehead Giveaway (2,500) Hiland Dairy Ice Cream Sunday The Track Family Fun Park Kids Race the Bases
Tuesday, August 12	Sysco Foods Team Baseball Card Set Giveaway (2,500) Great Southern Bank \$1 Dog Day
Thursday, August 14	"Buck a Brat" \$1 Bratwurst Night
Friday, August 15	AM Pyrotechnics Friday Night Fireworks featuring Girl Power Music
Saturday, August 16	Mercy 10 Years of Cardinals Logos Canvas (2,500)
Sunday, August 17	Hiland Dairy Ice Cream Sunday The Track Family Fun Parks Kids Race the Bases
Saturday, August 23	AT&T Giveaway Item (2,500) AT&T Dreams Come True Package Specialty Jersey Auction to benefit GYNCA
Sunday, August 24	Purina Bark in the Park & Fleece Blanket Giveaway (2,500) Hiland Dairy Ice Cream Sunday The Track Family Fun Parks Kids Race the Bases
Tuesday, August 26	Great Southern Bank \$1 Dog Day
Thursday, August 28	Budweiser Season 10 Commemorative Beer Stein Giveaway (2,500) "Buck a Brat" \$1 Bratwurst Night
Friday, August 29	Fan Appreciation Day Free Vouchers for 2015 Game AM Pyrotechnics Friday Night Fireworks featuring Top Hits of 2014

FRONT OFFICE

2014 CARDINALS

2013 REVIEW

HISTORY

MINOR LEAGUES

TEXAS LEAGUE

MISC.

Logos/Patches



“10th Anniversary Logo”

Worn on the sleeve of uniforms and the side of Home Red Caps to celebrate 10 seasons of Cardinals Baseball in Springfield

“Birds on the Bat Logo”

Worn on the front of jerseys as the main logo



“S Logo”

Worn on all hats and helmets

“Sluggerbird Logo”

Worn during all Sunday home games as well as special games throughout the season



2014 SCHEDULE

APRIL							MAY						
SUN	MON	TUE	WED	THUR	FRI	SAT	SUN	MON	TUE	WED	THUR	FRI	SAT
		1	2	7:10 3 SAN	7:10 4 SAN	6:10 5 SAN					7:10 1 NWA	7:10 2 NWA	6:10 3 TUL
4:10 6 CC	7:10 7 CC	11:10 8 CC	9	7:05 10 SAN	7:05 11 SAN	7:05 12 SAN	2:10 4 TUL	11:10 5 TUL	11:10 6 TUL	7	7:05 8 NWA	7:35 9 NWA	6:05 10 NWA
1:10 13 CC	7:10 14 CC	7:10 15 CC	16	7:10 17 ARK	7:10 18 ARK	6:10 19 ARK	2:05 11 NWA	7:05 12 TUL	7:05 13 TUL	12:05 14 TUL	7:05 15 TUL	7:10 16 ARK	6:10 17 ARK
4:10 20 ARK	7:05 21 NWA	7:05 22 NWA	11:05 23 NWA	7:05 24 NWA	7:10 25 ARK	6:10 26 ARK	2:10 18 ARK	7:10 19 ARK	20	6:30 21 MID	7:00 22 MID	7:00 23 MID	7:05 24 FRIS
2:10 27 ARK	7:10 28 ARK	7:10 29 NWA	11:10 30 NWA				2:05 25 FRIS	2:05 26 FRIS	7:10 27 MID	7:10 28 MID	7:10 29 MID	7:10 30 FRIS	6:10 31 FRIS
JUNE							JULY						
SUN	MON	TUE	WED	THUR	FRI	SAT	SUN	MON	TUE	WED	THUR	FRI	SAT
6:10 1 FRIS	2	7:10 3 ARK	7:10 4 ARK	7:10 5 ARK	7:10 6 ARK	6:10 7 TUL			1	7:10 2 CC	7:10 3 CC	7:10 4 CC	7:05 5 SAN
6:10 8 TUL	7:10 9 TUL	7:10 10 TUL	7:10 11 NWA	7:10 12 NWA	7:10 13 NWA	6:10 14 NWA	6:05 6 SAN	7:05 7 SAN	8	7:10 9 NWA	7:10 10 NWA	7:10 11 NWA	6:10 12 NWA
2:05 15 TUL	7:05 16 TUL	7:05 17 TUL	11:05 18 TUL	7:10 19 ARK	7:10 20 ARK	7:10 21 ARK	6:10 13 ARK	7:10 14 ARK	7:10 15 ARK	7:10 16 ARK	7:10 17 NWA	7:10 18 NWA	6:10 19 NWA
2:10 22 ARK	23 All-Star Game at ARK	24 ★	7:10 25 CC	7:10 26 CC	7:10 27 CC	5:10 28 SAN	6:10 20 NWA	7:10 21 TUL	7:10 22 TUL	7:10 23 TUL	7:05 24 NWA	7:05 25 NWA	7:35 26 NWA
6:10 29 SAN	7:10 30 SAN						6:05 27 NWA	7:05 28 TUL	7:05 29 TUL	7:05 30 TUL	7:10 31 ARK		
AUGUST							SEPTEMBER						
SUN	MON	TUE	WED	THUR	FRI	SAT	SUN	MON	TUE	WED	THUR	FRI	SAT
					7:10 1 ARK	6:10 2 ARK		1:05 1 TUL	2	3	4	5	6
6:10 3 ARK	4	7:05 5 FRIS	7:05 6 FRIS	7:05 7 FRIS	7:00 8 MID	7:00 9 MID	7	8	9	10	11	12	13
2:00 10 MID	11	7:10 12 FRIS	7:10 13 FRIS	7:10 14 FRIS	7:10 15 MID	6:10 16 MID	14	15	16	17	18	19	20
2:10 17 MID	18	7:05 19 NWA	7:05 20 NWA	7:05 21 NWA	7:35 22 NWA	6:10 23 TUL	<div style="display: flex; justify-content: space-between;"> <div style="border: 1px solid black; padding: 2px;">HOME GAMES</div> <div style="text-align: center;"></div> <div style="border: 1px solid black; padding: 2px;">AWAY GAMES</div> </div>						
TUL 2:10 24 TUL 7:05 31	7:10 25 TUL	7:10 26 ARK	7:10 27 ARK	7:10 28 ARK	7:10 29 ARK	7:05 30 TUL	Dates and times are subject to change. All games on Jock 98.7 FM or online at www.SpringfieldCardinals.com ● TV Games on KY3 or The Ozarks CW						



(ARK)
Arkansas
Travelers



(CC)
Corpus Christi
Hooks



(FRI)
Frisco
Rough Riders



(MID)
Midland
Rockhounds



(NWA)
NW Arkansas
Naturals



(SAN)
San Antonio
Missions



(TUL)
Tulsa
Drillers