

# Columbus Clippers

## Game Information

Game #48

Road Game #24

Media Relations Department - 330 Huntington Park Ln., Columbus, OH 43215 - (614)-462-5250 - aslosser@clippersbaseball.com



(23-24)

Tuesday, June 29 (7:05) - Fifth Third Field

Columbus Clippers

(Cleveland Indians)

VS.

Toledo Mud Hens

(Detroit Tigers)

RHP Triston McKenzie (1-0, 0.73)

RHP Pedro Payano (0-2, 5.84)



(25-22)

### LAST GAME

June 27	R	H	E	LOB
St. Paul	6	7	0	1
Columbus	8	14	2	6

W: Kevin Herget (2-3)

L: Chandler Shepherd (3-3)

S: Jordan Stephens (3)

HR: Reyes (1), Jones (4);

Tomscha (6)

### Highlights

Nolan Jones powered the offense, going 2x4 with a double, a HR and 4RBI (also had a steal). Gabriel Arias turned in a 3-hit, 3-run game and Trenton Brooks was 2x3 with a double and an RBI. On the mound, Jordan Stephens notched his third save.

### CLIPPER QUICK FACTS

Current Streak: W1

Road Streak: W2

Road: 13-10

June: 15-9

Tuesday: 5-3

Night Games: 20-18

vs. West: 23-18

Last 10: 7-3

Consecutive days in 4th: 6

Scoring at least 4 runs: 19-8

Scoring less than 4 runs: 4-16

Come from behind wins: 10

Last at bat wins: 4

Team Batting: .242, 7th

Team Pitching: 5.16, 12th

Team Defense: .980, 10th

### LEAGUE STANDINGS

South	W	L	Pct	GB
DUR	31	16	.660	-
NAS	30	16	.652	0.5
JAX	26	20	.565	4.5
GWN	22	25	.468	9.0
NOR	20	25	.444	10.0
CHA	18	28	.391	12.5
MEM	18	30	.375	13.5
West	W	L	Pct	GB
OMA	32	15	.681	-
IND	25	22	.532	7.0
TOL	25	22	.532	7.0
COL	23	24	.489	9.0
STP	21	26	.447	11.0
LOU	18	29	.383	14.0
IOW	17	28	.378	14.0

### League Notes

### Upcoming Probables

Wednesday, June 30 at Toledo (7:05): RHP Brad Peacock (NR) vs. RHP Mark Leiter Jr. (0-0, 5.63)

Thursday, July 1 at Toledo (7:05): RHP Heath Fillmyer (1-1, 7.88) vs. RHP Ricardo Pinto (2-1, 3.86)

Friday, July 2 at Toledo (7:05): LHP Kirk McCarty (5-1, 4.45) vs. TBA

Saturday, July 3 at Toledo (7:05): RHP Kevin Herget (2-3, 6.82) vs. RHP Drew Hutchison (5-2, 4.32)

### Tonight's Game

The Clippers will send RHP **Triston McKenzie** to the mound tonight, looking to pull even with the Mud Hens in the IL West standings with a win. Toledo will counter with RHP **Pedro Payano**. The Clippers are 20-18 (.526) against right handers this year. Payano has pitched against the Clippers once in his career, on 6/17 in Huntington Park (L, 4.1IP, 5H, 6R, 6ER, 3BB, 7K).

### vs. the Mud Hens

Columbus went 14-9 against the Mud Hens in 2019, snapping a two year losing streak (7-13 in 2018, 10-13 in 2017), while posting a margin of 4.6 in wins (seven by 4+) and losing by an average of 5.6 (six by 4+). Of the last 17 played between the two, 10 have been decided by at least five runs. **Andres Gimenez** has hit .317 (13x41) with 5HR and 12RBI against Toledo this season (9G).

### Hot Stuff

The Clippers sail into Toledo as the IL's hottest team over the last 20 games, posting a 14-6 record (IL-worst 4-16 in the 20 before that). Half of those 14 wins have seen the Clippers trailing at some point in the game, making them 7-6 when trailing during the hot streak (3-18 when trailing prior). Of the six losses, the Clippers blew leads in only two of them (blew leads in seven games of the 20 prior).

### Johnson Streaks

**Daniel Johnson** lost his 11G on base streak (.383OBP) and 7G hit streak (9x26, .346) Saturday (joined **Ernie Clement** as the only Clippers with 7G hit streaks this year; had 22 such streaks in 2019, nine by the end of the second month). **Gabriel Arias** became the third Clipper to join that group with a 3-hit day on Sunday, as he is hitting .423 (11x26) over his last 7G (12G on base, .451OBP).

### Hammering Gimenez

**Andres Gimenez** homered in each of six games from 6/13-6/19, after never having homered in consecutive games in his career (7HR and 19RBI since 6/13, most in IL; .818SLG ranks 2nd). Prior to his surge, Gimenez laid down three sac bunts over four games from 6/6-6/9 (3-0 when Gimenez executes a sac bunt, 6-2 when he homers). However, Gimenez has missed his last four sac bunt attempts.

### Work to Do

**Owen Miller** has six hitless games in 12 chances since his return to Columbus (four hitless games in 16G before promotion), batting .200 (8x40). He went hitless in four straight from 6/18-6/22 (14AB) and has seen his average sink to .327 (season low). Miller is 9PA short of qualifying for the batting title and adding them as hitless at bats would place him in 11th (would rank 10th in OBP).

### Take Two

The double from **Nolan Jones** on Sunday was his IL-best 16th of the year (**Oscar Mercado** is tied for 3rd, 13). As a team, the Clippers doubled in 26 straight from 5/22-6/20 and 44 of 47 on the year (doubleless in 25 games during 2019, 10 times in first 47). Jones is slugging .582 over his last 20G, collecting 11 doubles, 3HR (6XBH through first 26G) and only 16K (had 43K in first 26G).

### Getting the Call

**Alex Call** was promoted from Akron today and will be making his Triple-A debut tonight. Call has used a hot June (.329, 27x82) to climb into the top ten of the EL batting race (9th, .310) and also populates the top ten in OBP (10th, .389), doubles (7th, 13), runs (6th, 34) and steals (2nd, 12). He tied career highs with a 2HR game on 6/4 vs. Erie (third time) and a 4-run game on 6/9 at Altoona (second time).

### Warming Up to Huntington Park

**Trenton Brooks** was 2x3 Sunday, making him a combined 10x25 in his last six (1x11 in first four in Columbus). Dating to 5/22 with Akron, Brooks is hitting .329/.435/.602 with 6HR and 24RBI in 27G. He has reached base in 22 of those 27 (did not reach in single PA on 6/17 vs. Toledo) and scored a total of 21 times. Between Akron and Columbus, he has nearly as many walks (27) as strikeouts (29).

### Bringing it Home

**Connor Marabell** reached base in nine of 10 on the Indy-Iowa roadtrip, batting .387 (12x31). That hot trip bumped his career average on the road in the IL to .300 (42x140), compared to a dismal .174 (23x132) in Huntington Park. However, Marabell was able to go 10x38 (.263) on the recent homestand, with 9RBI (now hitting .194 in HP). One of his 2HR on the year have come in Toledo (5/23).

### ORGANIZATION REPORT

Cleveland (42-33), 2nd place

June 28 R H E

Detroit 5 7 0

Cleveland 13 19 0

W- Morgan (1-2), L- Manning (1-2)

HR- Hedges (4), Ramirez (17); Cabrera (6),

Rogers (4), Grossman (10)

Clement: 2x4, 3R

6/29 vs. DET, 7:10 (Urena vs. Mejia)

Akron (27-20), T3rd place

6/28 OFF DAY

6/29 vs. Bowie, 6:35

Lake County (25-23), T2nd place

6/28 OFF DAY

6/29 vs. South Bend, 7:00

Lynchburg (25-21), 2nd place

6/28 OFF DAY

6/29 vs. Delmarva, 6:30

### vs. TOLEDO

#### All-Time

Home	Road	Overall
217-191	214-202	431-393

#### 2021

Home	Road	Overall
4-2	2-4	6-6

#### 2019

Home	Road	Overall
5-6	9-3	14-9



Governors' Cup Champions: 1979, 1980, 1981, 1987, 1991, 1992, 1996, 2010, 2011, 2015, 2019  
IL West Division Champions: 1979, 1980, 1981, 1983, 1984, 1990, 1991, 1992, 1996, 1997, 1999, 2004, 2011, 2014, 2015, 2016, 2019





# Columbus Clippers Game Information

Tuesday, June 29

## This Date in Clipper History

6/29/2010

Columbus used a 5-run 5th inning to dispatch the Indianapolis Indians 7-3 at Huntington Park. **Jared Goedert** homered for the 3rd straight game, giving him 10 in his first 22 games in Triple-A (would hit 15 in first 31 games). Of his team-leading 20HR in 2010 (in only 81 games), 13 were hit in Columbus. He currently reigns as Huntington Park's Home Run King (40, including postseason).

## Huntington (Small) Park

In each of the first 11 years since the move downtown, Huntington Park has ranked among the top two in the IL in homers per game, totaling 2.25 per contest (1,763HR, 783 games). In 2019, HP averaged over three per game for the first time ever (seventh time averaging over a pair), as the Clippers surrendered a record 127HR and just missed out on triple digits themselves (97HR was second highest team total). Including the postseason, the Clippers have been out-homered over the life of the park (967 to 925).

year	gms	COL	opp	total	avg	rank
2009	71	57	73	130	1.83	2nd
2010	72	90	83	173	2.40	2nd
2011	72	<b>100</b>	77	177	2.46	1st
2012	71	91	88	179	2.52	1st

year	gms	COL	opp	total	avg	rank
2013	72	63	72	135	1.88	2nd
2014	72	64	85	149	2.07	2nd
2015	72	62	64	126	1.75	2nd
2016	72	74	69	143	1.99	1st

year	gms	COL	opp	total	avg	rank
2017	71	95	88	183	2.58	1st
2018	69	68	76	144	2.09	2nd
2019	69	97	<b>127</b>	<b>224</b>	<b>3.25</b>	2nd
2021	24	31	44	75	3.13	2nd

## Record Destruction

The Clippers broke the established mark for homers in a season (182 in 1983) on 8/7/19 and finished with a total of 213 (most in the IL). From 5/14-6/2, they homered in 20 straight games (44HR total) and they had seven straight multi-HR games from 6/14-6/21 (22HR). On the mound, they broke the record for homers allowed (156 in 1998) on 7/31/19, giving up 198 for the year (2nd most in the IL).

## Ain't Over 'Til It's Over

From 2014-19, no team had more come from behind victories than the 210 posted by Columbus and no team produced a better winning percentage when trailing than the .353 of the Clippers (Scranton/WB was 2nd in win percentage, .338, and wins, 192). This year has seen the Clippers go 10-24 (.294) in games in which they trail, ranking 8th.

## Get What You Pay For

Columbus was the last team in the IL to play free baseball this season, playing 85 straight games, including the postseason, between extra-inning rumbles on 7/31/19 vs. Louisville (11-8 loss in 11) and 6/26/21 vs. St. Paul (6-4 loss in 10; two straight extra-inning losses following nine straight wins, 8/21/18-7/3/19). The regulation-inning streak was the longest for Columbus dating to the 1984 season (as far back as the day by day records go) and 45 straight to start the season was also a record.

## Trending Downward

The current staff ERA of 5.16 is on pace to be the worst in franchise history (5.08, 1983) and anything over 4.71 will mark the fifth straight season in which the ERA has gotten worse. From 2011-16, the Clipper staff turned in a sub-4.00ERA five times in six seasons (zero such seasons from 1993-2010), including the best two ERAs of the past 32 years (3.33 in 2015 and 3.65 in 2016). The 5.76ERA at Huntington Park is by far the worst ever (5.29 in 2019, only time ERA has ever been over 5.00 at HP).

## Doing Damage

In 2019, the Clippers ranked tied for 5th in the IL with 112RBI with the bases loaded, while carrying a .252 average (10th, 36x143, 4HR). In both 2017 and 2018, the Clippers led the IL in RBI with the bases loaded (243RBI total) and paced the circuit in grand slams (16 total, no other team had more than eight).

## Free Swingers

After three straight seasons leading the IL in strikeouts, the Clipper lineup is threatening for a fourth, as they currently rank 5th (452K, 47 off the pace, St. Paul). The 2019 squad obliterated the franchise record, as they struck out 95 more times than the previous high (1,392; each of last three seasons rank among franchise's three worst, totalling 3,979K in 422G). While the record appears safe due to the truncated schedule, this year's version is averaging 9.62K per game.

## That's More Like It

In 2019, the Clippers were 50-30 (.625) when playing errorless baseball, while turning in a 31-29 (.517) mark with at least one error. Contrary to logic, in 2018 they actually had a worse winning percentage when playing mistake free (.514), than when committing at least one error (.530). The Clipper defense finished 1st in 2019 (.983) after falling to 6th in the IL in 2018, ending a run of three consecutive seasons ranked among the top three (2015-17 resulted in the three best seasons in franchise history).

## One On, No Out Success

When the leadoff batter of an inning reached base in 2019, the Clippers plated him nearly 60% of the time (over 51% only once in the last six seasons, 55% in 2016). Getting more than one base was a specialty of Clipper hitters, as they led the IL with 136XBH to lead off the inning, including 54HR (led the IL, had 28 leadoff homers in 2018). From 4/13-4/20/19, the Clippers hit 16 leadoff doubles over 72 innings, including four straight innings in a win at Louisville on 4/15/19.

## Good Baseball

**Oscar Mercado** advanced a runner with a sac bunt on 6/26 vs. St. Paul and the runner came around to score in the loss (3-1 when advanced runner scores). During 2019, the Clippers struggled in the bunt department, but when the advanced runners scored, they were 7-1. During 2018, Columbus was 23-2 in games in which a run was scored after a good bunt attempt.

## International Accolades

**Bobby Bradley** was named International League Player of the Month for May 2019, reaching base in 24 of 25 games during the month while hitting .302/.374/.740 with 12HR (led IL) and 28RBI. **Brandon Barnes, Eric Haase, Josh Smith** and **Asher Wojciechowski** were named to the 2019 IL All-Star Team and Bradley, Barnes and Haase were selected to the postseason squad.

## Manager Profile

**Andy Tracy** makes his Clippers debut in 2021, following **Tony Mansolino's** championship rookie year in 2019 (sixth Clipper skipper to win Governors' Cup in first season; **Gene Michael**-'79, **Joe Altobelli**-'80, **Frank Verdi**-'81, **Bucky Dent**-'87 and **Mike Sarbaugh**-'10). This season marks Tracy's second year as a manager (first with Williamsport in the Philadelphia system), as he holds a career record of 53-70 (.431), 23-24 with Columbus (.489).

## Clippers in the Majors (76, with 26 teams)

**CLE (29)\***- Logan Allen ('19, '21), Shane Bieber ('18), Bobby Bradley ('18-19, '21), Yu Chang ('18-19), Aaron Civale ('19), **Ernie Clement** ('19, '21), **Justin Garza** ('21), Andres Gimenez ('21), Daniel Johnson ('19, '21), James Karinchak ('19), Ryan Lavanway ('19, '21), Jordan Luplow ('19, '21), Phil Maton ('19), Triston McKenzie ('21), **Jean Carlos Mejia** ('21), **Oscar Mercado** ('18-19, '21), **Owen Miller** ('21), **Eli Morgan** ('19, '21), Kyle Nelson ('19, '21), Blake Parker ('21), Roberto Perez ('13-14, '16, '21), Zach Plesac ('19), Jose Ramirez ('14-15), Frammil Reyes ('21), **Nick Sandlin** ('19), Nick Wittgren ('19), Bradley Zimmer ('16-19, '21). **ARI (1)\***- **ATL (2)**- Abraham Almonte ('15-17), Josh Tomlin ('10, '13-15, '18). **BAL (3)**- Shawn Armstrong ('14-17), Adam Plutko ('16-19), Cole Sulser ('16-18). **BOS (0)**- **CHC (0)**- **CIN (2)**- Mike Freeman ('19), Tyler Naquin ('15-19). **COL (1)**- Jhoulys Chacin ('15). **CWS (1)**- Evan Marshall ('18). **DET (2)**- Robbie Grossman ('16), Eric Haase ('17-19). **HOU (2)**- Michael Brantley ('09-10, '16), Joe Smith ('09-10). **KC (2)**- Carlos Santana ('10), Anthony Swarzak ('15). **LAA (1)**- James Hoyt ('18-19). **LAD (1)**- Trevor Bauer ('13-14). **MIA (5)**- Jesus Aguilar ('14-16), Jon Berti ('18), Ross Detwiler ('16), Preston Guilmet ('13), Shawn Morimando ('16-18). **MIL (0)**- **MIN (1)**- Josh Donaldson ('18). **NYM (3)**- Tommy Hunter ('16), Francisco Lindor ('14-15, '19), Cameron Maybin ('19). **NYJ (3)**- Clint Frazier ('16), Corey Kluber ('10-13, '19), Giovanni Urshela ('14-18). **OAK (1)\***- **PHI (0)**- **PIT (3)**- Ben Gamel ('21), Erik Gonzalez ('15-17), **Ka'ai Tom** ('19). **SD (2)**- Ivan Castillo ('16), Craig Stammen ('07-08, '16). **SEA (2)**- Jake Bauers ('19), Sam Haggerty ('18). **SF (1)**- Scott Kazmir ('13). **STL (2)**- Andrew Miller ('17-18), Max Moroff ('19). **TB (3)**- Yandy Diaz ('15-18), **Louis Head** ('13, '17-18), **Francisco Mejia** ('18). **TEX (1)**- Hunter Wood ('19). **TOR (2)**- A.J. Cole ('19), Julian Merryweather ('17). **WAS (4)**- Playoff Paolo Espino ('10-13), Yan Gomes ('13, '15-16), Jeffry Rodriguez ('19), Ryan Zimmerman ('08).



## Tonight's Starting Pitcher

Tuesday, June 29

**#40 Triston McKenzie - RHP**  
**Height:** 6-5 **Weight:** 165  
**Bats:** R **Throws:** R  
**Born:** 8/2/97 (23); Brooklyn, NY  
**Resides:** Royal Palm Beach, FL  
**Acquired:** Selected in the 1st round (42nd overall) of the 2015 draft.

2021 Start by Start (with Cleveland)													
Date	Opponent	H/R	Result	Dec.	ERA	IP	H	R	ER	BB	K	PC	
4/12	Chicago (AL)	R	L, 4-3		4.70	4.0	2	3	3	2	6	76	
4/17	Cincinnati	R	L, 3-2 (10)		3.55	5.0	5	1	1	4	7	87	
4/25	New York (AL)	H	W, 7-3		4.32	4.0	4	3	3	4	5	87	
5/1	Chicago (AL)	R	L, 7-3	L	6.27	2.0	1	5	5	4	6	57	
5/6	Kansas City	R	W, 4-0	W	4.94	5.0	2	0	0	4	5	92	
5/15	Seattle	R	L, 7-3	L	5.79	4.1	5	5	5	3	6	90	
5/21	Minnesota	H	L, 10-0	L	6.89	3.1	2	6	6	5	4	72	
5/26	Detroit	R	L, 1-0		5.94	5.0	1	0	0	3	5	73	
5/31	Chicago (AL)	H	L, 8-6 (8)		6.26	5.1	4	5	5	2	10	86	
6/12	Seattle	H	W, 5-4 (10)		6.38	0.2	0	1	1	4	0	32	
Starting Totals			10GS	1-3	6.75	38.2	26	29	29	35	54		

### Last Game:

- Did not figure in the decision vs. St. Paul on 6/23, walking at least four batters for the eighth time this season (second in Triple-A).

Inn	TBF	H	R	ER	BB	K	LOB	Sequence
1st	5	1	0	0	2	0	2	BB, 1B, 5-4-3 DP, BB, 4-3
2nd	4	0	0	0	1	1	1	BB, F8, F8, K
3rd	6	2	1	0	0	1	2	F9, E5, 1B, 2B, K, F8
4th	5	1	0	0	1	1	2	K, BB, F8, 1B, F7

- Relieved by **Matt Koch** at the top of the 5th, leading 7-1.

2021 Start by Start (with Columbus)													
Date	Opponent	H/R	Result	Dec.	ERA	IP	H	R	ER	BB	K	PC	
6/6	Indianapolis	R	W, 4-1 (8)	W	0.00	5.1	2	0	0	2	4	71	
6/17	Toledo	H	W, 8-2		1.08	3.0	1	1	1	4	4	59	
6/23	St. Paul	H	W, 7-6		0.73	4.0	4	1	0	4	3	75	
Starting Totals			3GS	1-0	0.73	12.1	7	2	1	10	11		

### At Long Last:

On 6/6 at Indianapolis, McKenzie made his Triple-A debut, over two years after it was expected. Following a dominant run in Double-A during the 2018 season, McKenzie missed the entirety of 2019 after suffering a strained right rotator cuff in spring training and then a strained right pectoral later in the summer. McKenzie then debuted in the Major Leagues in 2020, pitching in 8G, and made the opening day roster for Cleveland to start 2021. After a rough start, he was optioned to Columbus on 5/22, but was recalled on 5/26 (**Zach Plesac** injury) before he could pitch for Columbus. McKenzie was optioned a second time, on 5/27, but was recalled on 5/31 (double header) before suiting up with Columbus. He was optioned a third time on 6/1 and when he started on 6/6, he became the second Clipper this season to debut in Triple-A after his MLB debut (**Andres Gimenez**).

Team			Win	Avg.	Qual.	QS	Ret.	1/2 3	Run				
GS	Record	%	IP	Start	%	1st AB	Inn.	Supp.					
3	3 - 0	1.000	4.0	0	0.0	69%	23%	6.3					
Bullpen Support			Running Game				Pitch Count						
ERA	BS	BR	Sc.	%	SB	Att	%	PO	Avg.	High	#100		
3.95	0	0	0	-	0	0	-	0	68.3	75	0		
Career			W-L	ERA	G	GS	SV/O	IP	H	R	ER	BB	K
vs. Toledo			0-0	3.00	1	1	0/0	3.0	1	1	1	4	4
at 5/3 Field			0-0	-	0	0	0/0	0.0	0	0	0	0	0
with Columbus			1-0	0.73	3	3	0/0	12.1	7	2	1	10	11

### Boring Day for Fielders:

On 5/1 at Chicago (AL), McKenzie pitched to 11 batters and not one of them put the ball in play (in the field, at least), as he mowed down the White Sox with 3K in the 1st inning. The 2nd inning was much rockier though, going: walk, strikeout, strikeout, walk, walk, walk, grand slam, strikeout. In the Majors, over 46% of the outs recorded by McKenzie came via the strikeout (59 of 127) and 20% of batters faced drew a base on balls (8HR allowed led to a three true outcome rate of 56%). That trend continued into Triple-A, as McKenzie saw three true outcomes to the first eight batters faced of his 6/17 start vs. Toledo (HR, BB, BB, BB, K, K, K, K).

### 2021 Transactions:

- Optioned to Columbus on 5/22. Recalled to Cleveland on 5/26.
- Optioned to Columbus on 5/27. Recalled to Cleveland on 5/31.
- Optioned to Columbus on 6/1. Recalled to Cleveland on 6/12.
- Optioned to Columbus on 6/13.

CAREER STATS																			
YR	Team	Level	W - L	ERA	G	GS	CG	SHO	SV	SVO	IP	H	R	ER	HR	HB	BB	K	AVG
15	AZL Indians	R	1 - 1	0.75	4	3	0	0	0	0	12.0	4	1	1	0	0	3	17	.100
16	Mahoning Valley	SS	4 - 3	0.55	9	9	1	0	0	0	49.1	31	7	3	2	2	16	55	.180
	Lake County	A	2 - 2	3.18	6	6	0	0	0	0	34.0	27	12	12	2	1	6	49	.214
17	Lynchburg	A+	12 - 6	3.46	25	25	0	0	0	0	143.0	105	62	55	14	1	45	186	.203
18	Akron	AA	7 - 4	2.68	16	16	0	0	0	0	90.2	63	31	27	8	4	28	87	.191
19	INJURED - DID NOT PITCH																		
20	Cleveland	ML	2 - 1	3.24	8	6	0	0	0	0	33.1	21	12	12	6	1	9	42	.179
21	Cleveland	ML	1 - 3	6.38	11	10	0	0	0	0	42.1	28	30	30	8	0	39	59	.188
	Columbus	AAA	1 - 0	0.73	3	3	0	0	0	0	12.1	7	2	1	1	0	10	11	.159
Minor Leagues			27 - 16	2.61	63	62	1	0	0	0	341.1	237	115	99	27	8	108	405	.193
Major Leagues			3 - 4	5.00	19	16	0	0	0	0	75.2	49	42	42	14	1	48	101	.184



	W-L	CG	SV	ERA	IP	H	R	ER	BB	K	HR	AVG	OBP	SLG	K/9	K/BB	IP/HR	WHIP
Starters	8-15	0	-	5.89	192.2	204	135	126	89	169	38	.271	.354	.493	7.89	1.90	5.1	1.521
Relievers	15-9	-	14	4.52	217.0	196	124	109	128	261	26	.240	.353	.406	10.82	2.04	8.3	1.493

Reliever Availability: Pitcher (days rest - last pitch count) \*-last pitched on consecutive days

RH Siri (4-27), LH Krauth (4-37), RH Hill (3-17), RH Dowdy (3-25), LH Perez (3-37), LH Young (2-14), RH Broom (2-16), RH Johnson (2-25), RH Stephens (1-17), LH Gose (1-19), RH Koch (1-32)

## #23 Robert Broom - RHP

Last Game: 6/26 vs. Stp; 0.2IP, 1H, 0R, 0ER, 0BB, 1K

Last 5: 0-0, 1/1SV, 5.0IP, 7H, 3R, 3ER, 2BB, 9K

vs. LH: .345 (10x29, 2HR)	vs. RH: .222 (10x45, 1HR)
inherited runners stranded: 5 of 8 (63%)	pitch count (range, avg.): 12-41, 21.1
1st batter retired: 10 of 17 (59%)	sb-att, pickoffs: 2 of 2, 0

- gave up multiple runs three times in 5G from 5/14-5/28 (3BS, 6.0IP, 8ER, 3HR)
- picked up 8th career save on 6/18 vs. Toledo, first since 7/2/19 with Akron
- has a 6.75ERA since 5/14 (14G, 14.2IP, 11ER)

Career	W-L	ERA	G	GS	SV/O	IP	H	R	ER	BB	K
vs. Toledo	0-0	9.00	4	0	1/2	4.0	7	4	4	3	7
at 5/3 Field	0-0	10.80	2	0	0/1	1.2	3	2	2	2	3

## #17 Kyle Dowdy - RHP

Last Game: 6/25 vs. Stp; 1.2IP, 1H, 0R, 0ER, 1BB, 2K

Last 5: 1-0, 0/0SV, 8.0IP, 5H, 3R, 1ER, 6BB, 8K

vs. LH: .273 (9x33, 0HR)	vs. RH: .210 (13x62, 2HR)
inherited runners stranded: 5 of 14 (36%)	pitch count (range, avg.): 15-64, 29.4
1st batter retired: 7 of 16 (44%)	sb-att, pickoffs: 0 of 1, 0

- had 1.2IP and 0ER in each of first 4G (3H, 4BB, 7K), despite 0 retired 1st batters
- gave up 10R (5ER) in 3.0IP over 3G from 5/16-5/23
- allowed all 7 inherited runners to score over 3G from 5/20-5/27
- recorded 3.2IP on 64 pitches vs. Nashville on 5/27 (1H, 1BB, 6K)
- needed only 37 pitches for 3.0IP at Iowa on 6/12 (2H, BB, 3K)

Career	W-L	ERA	G	GS	SV/O	IP	H	R	ER	BB	K
vs. Toledo	0-0	7.71	4	0	0/1	4.2	10	11	4	5	5
at 5/3 Field	3-1	4.64	8	4	0/1	33.0	41	22	17	14	25

## #27 Anthony Gose - LHP

Last Game: 6/27 vs. Stp; 1.0IP, 1H, 2R, 2ER, 1BB, 1K

Last 5: 2-0, 0/1SV, 6.0IP, 1H, 2R, 2ER, 6BB, 10K

vs. LH: .167 (4x24, 0HR)	vs. RH: .265 (9x34, 3HR)
inherited runners stranded: 2 of 3 (67%)	pitch count (range, avg.): 16-37, 24.2
1st batter retired: 6 of 12 (50%)	sb-att, pickoffs: 0 of 0, 0

- allowed runs five straight games from 5/14-6/13 (6.2IP, 9H, 8R, 7ER, 9BB, 7K)
- made spot start on 5/18 at Toledo (1.1IP, 1H, 1R, 1ER, 3BB, 0K)
- pitched in 2G (2.0IP, 0H, 0R, 0ER, 1BB, 2K) for Team USA (5/31-6/5)
- has issued walks in all but 3G this season (multiple walks in 6G)

Career	W-L	ERA	G	GS	SV/O	IP	H	R	ER	BB	K
vs. Toledo	1-0	3.60	5	1	0/1	5.0	2	2	2	10	6
at 5/3 Field	0-0	9.00	2	1	0/0	2.0	2	2	2	5	0

## #35 DJ Johnson - RHP

Last Game: 6/26 vs. Stp; L, 1.1IP, 1H, 2R, 0ER, 1BB, 2K

Last 5: 1-1, 1/1SV, 6.0IP, 7H, 4R, 2ER, 4BB, 10K

vs. LH: .269 (7x26, 0HR)	vs. RH: .316 (12x38, 2HR)
inherited runners stranded: 2 of 4 (50%)	pitch count (range, avg.): 9-36, 19.5
1st batter retired: 8 of 15 (53%)	sb-att, pickoffs: 2 of 2, 0

- perfect innings in each of first 3G (5K), 0 perfect innings over next 8G (5/13-6/13)
- pitched in 2G (2.2IP, 1H, 0R, 0ER, 0BB, 4K) for Team USA (5/31-6/5)
- more than 1.0IP twice (1.2IP in win, 6/13 at Iowa; 1.1IP in loss, 6/26 vs. St. Paul)

Career	W-L	ERA	G	GS	SV/O	IP	H	R	ER	BB	K
vs. Toledo	0-1	7.36	4	0	0/0	3.2	7	3	3	5	6
at 5/3 Field	0-1	5.40	2	0	0/0	1.2	5	1	1	3	3

## #29 Ben Krauth - LHP

Last Game: 6/24 vs. Stp; GS, 3.0IP, 0H, 0R, 0ER, 1BB, 2K

Last 5: 1-0, 0/0SV, 1GS, 4.2IP, 3H, 0R, 0ER, 2BB, 3K

vs. LH: .000 (0x5, 0HR)	vs. RH: .300 (3x10, 0HR)
inherited runners stranded: 0 of 0 (-)	pitch count (range, avg.): 32-32, 32.0
1st batter retired: 0 of 1 (0%)	sb-att, pickoffs: 0 of 0, 0

- did not participate in Major League spring training
- assigned to Columbus on 6/16
- made spot start on 6/24 vs. St. Paul (3.0IP, 1BB, 2K)

Career	W-L	ERA	G	GS	SV/O	IP	H	R	ER	BB	K
vs. Toledo	1-0	0.00	1	0	0/0	1.2	3	0	0	1	1
at 5/3 Field	0-0	-	0	0	0/0	0.0	0	0	0	0	0

## #26 Kyle Nelson - LHP

Last Game: 5/18 at Tol; S, 1.1IP, 0H, 0R, 0ER, 0BB, 2K

Last 5: 0-0, 1/1SV, 5.2IP, 4H, 1R, 1ER, 2BB, 6K

vs. LH: .231 (3x13, 0HR)	vs. RH: .231 (3x13, 0HR)
inherited runners stranded: 8 of 10 (80%)	pitch count (range, avg.): 6-28, 19.2
1st batter retired: 5 of 6 (83%)	sb-att, pickoffs: 1 of 2, 0

- pitched in 2G (2.0IP, 0H, 0R, 0ER, 1BB, 2K) for Cleveland (4/26-5/2)
- pitched in 6G (7.1IP, 6H, 1R, 1ER, 2BB, 8K) for Columbus (5/4-5/21)
- pitched in 8G (7.2IP, 10H, 10R, 10ER, 7BB, 6K) for Cleveland (5/22-6/27)
- sent to Columbus (6/12-6/13) during 2nd stint with Cleveland, but did not pitch
- all 10ER in 2nd MLB stint came in 2G (5ER 6/6 at Baltimore, 6/18 at Pittsburgh)

Career	W-L	ERA	G	GS	SV/O	IP	H	R	ER	BB	K
vs. Toledo	0-0	2.45	3	0	1/1	3.2	1	1	1	0	8
at 5/3 Field	0-0	0.00	2	0	1/1	1.2	0	0	0	0	3

## #48 Francisco Perez - LHP

Last Game: 6/25 vs. Stp; W, 2.1IP, 1H, 0R, 0ER, 0BB, 2K

Last 5: 1-0, 0/0SV, 2.2IP, 2H, 2R, 2ER, 1BB, 2K

vs. LH: .333 (1x3, 0HR)	vs. RH: .143 (1x7, 0HR)
inherited runners stranded: 0 of 0 (-)	pitch count (range, avg.): 21-37, 29.0
1st batter retired: 2 of 2 (100%)	sb-att, pickoffs: 0 of 0, 0

- pitched in 11G (27.0IP, 8H, 2R, 2ER, 9BB, 46K) for Akron (5/4-6/18)
- started season with 6 scoreless appearances (15.0IP, 3H, 6BB, 26K)
- after 2ER in 3.0IP vs. Erie on 6/1, no runs in next 4G (9.0IP, 2H, 3BB, 14K)
- had 7G with at least 2.0IP, maxing at 4.0IP (5/26 vs. Binghamton, 6/18 at Bowie)
- retired at least half of batters faced in 5G (had 8K on 5/26 vs. Binghamton)

Career	W-L	ERA	G	GS	SV/O	IP	H	R	ER	BB	K
vs. Toledo	0-0	-	0	0	0/0	0.0	0	0	0	0	0
at 5/3 Field	0-0	-	0	0	0/0	0.0	0	0	0	0	0

## #45 Dalbert Siri - RHP

Last Game: 6/24 vs. Stp; 2.0IP, 1H, 0R, 0ER, 0BB, 2K

Last 5: 0-0, 0/0SV, 8.0IP, 8H, 6R, 6ER, 2BB, 9K

vs. LH: .296 (8x27, 1HR)	vs. RH: .277 (13x47, 3HR)
inherited runners stranded: 3 of 3 (100%)	pitch count (range, avg.): 6-42, 26.0
1st batter retired: 10 of 13 (77%)	sb-att, pickoffs: 2 of 2, 0

- allowed runs in five straight from 5/13-5/28 (7.0IP, 10H, 10R, 10ER, 6BB, 8K)
- has a 8.47ERA since 5/13 (11G, 17.0IP, 16ER)

Career	W-L	ERA	G	GS	SV/O	IP	H	R	ER	BB	K
vs. Toledo	0-0	9.95	3	0	0/0	6.1	8	7	7	2	7
at 5/3 Field	0-0	3.86	1	0	0/0	2.1	2	1	1	0	2

## #43 Jordan Stephens - RHP

Last Game: 6/27 vs. Stp; S, 1.0IP, 1H, 0R, 0ER, 0BB, 2K

Last 5: 0-0, 2/2SV, 7.0IP, 4H, 1R, 1ER, 2BB, 9K

vs. LH: .158 (3x19, 0HR)	vs. RH: .323 (10x31, 2HR)
inherited runners stranded: 4 of 6 (67%)	pitch count (range, avg.): 8-36, 24.0
1st batter retired: 5 of 11 (45%)	sb-att, pickoffs: 3 of 4, 0

- did not participate in MLB spring training, assigned to Columbus on 5/23
- gave up a HR to first batter faced this season, 5/23 at Toledo (2HR, 5BF)
- earned first career save on 6/3 at Indianapolis (0.1IP, BB)
- reached 500.0IP and 500K in career during same game, 6/24 vs. St. Paul
- has a 1.42ERA over 10G since first appearance (12.2IP, 2ER)

Career	W-L	ERA	G	GS	SV/O	IP	H	R	ER	BB	K
vs. Toledo	2-1	4.05	7	4	0/0	26.2	27	13	12	8	30
at 5/3 Field	0-1	6.75	2	1	0/0	6.2	9	5	5	0	5

## #41 Danny Young - LHP

Last Game: 6/26 vs. Stp; 1.0IP, 1H, 1R, 0ER, 1BB, 1K

Last 5: 2-0, 0/0SV, 8.2IP, 4H, 1R, 0ER, 1BB, 13K

vs. LH: .162 (6x37, 0HR)	vs. RH: .340 (18x53, 5HR)
inherited runners stranded: 8 of 12 (67%)	pitch count (range, avg.): 9-40, 24.6
1st batter retired: 7 of 16 (44%)	sb-att, pickoffs: 2 of 2, 0

- allowed 9ER over 2.0IP vs. Nashville from 5/27-5/30 (8H, 3BB, 5K, 4HR)
- recorded 5K in 2.1 perfect innings at Iowa on 6/13
- has not issued a walk in the month of June (46BF; 8BB, 53BF in May)
- allowed 9ER over 2.0IP from 5/27-5/30, has a 0.69ERA since (8G, 13.0IP, 1ER)

Career	W-L	ERA	G	GS	SV/O	IP	H	R	ER	BB	K
vs. Toledo	1-0	1.42	5	0	0/0	6.1	7	1	1	1	6
at 5/3 Field	0-0	0.00	2	0	0/0	2.0	1	0	0	1	0



## #13 Gabriel Arias - INF

**Series:** .444 (8x18), 1HR, 2RBI vs. Stp **Current:** 7 (.423, 11x26)  
**Home Stand:** .389 (14x36), 1HR, 4RBI **Long:** 7 (.423, 11x26; 6/19-c)  
**Last Game:** 6/27 vs. Stp (SS); 3x4, 3R, 2B

**Highs:** H- 3, 3x, 6/27 vs. Stp R- 3, 2x, 6/27 vs. Stp RBI-3, 2x, 6/9 at low

- hit 2-run HR in first Triple-A at bat, 5/4 at Louisville, then went 2x20 with ORBI
- went 3x4 with 3RBI on 5/13 vs. Omaha, boosting avg. from .143 to .240
- reached base in each of first 12G of the season (5/4-5/18, .429OBP)
- hit .147 (10x68) with a .247OBP in 19G after on base streak (5/19-6/10)

Season Splits:		Career	G	AB	AVG	OBP	SLG	HR	RBI
vs LH	.188 (6x32, 1HR)	vs. Toledo	10	37	.270	.333	.378	0	2
vs RH	.275 (33x120, 4HR)	at 5/3 Field	5	19	.211	.250	.211	0	0

## #38 Trenton Brooks - OF

**Series:** .294 (5x17), 1HR, 2RBI vs. Stp **Current:** 1 (.667, 2x3)  
**Home Stand:** .306 (11x36), 2HR, 5RBI **Long:** 5 (.368, 7x19; 6/8-6/12)  
**Last Game:** 6/27 vs. Stp (1B); 2x3, RBI, 2B, BB, SB, K

**Highs:** H- 3, 6/19 vs. Tol R- 3, 6/19 vs. Tol RBI-5, 6/10 at low

- hit .268/.438/.507 with 4HR and 19RBI in 23G (71AB) for Akron (5/4-6/7)
- ranked 3rd in the EL in OBP (.438) and BB (20) at time of promotion
- hit .391 (9x23) with 3HR (all 3-run) with runners in scoring position
- had 17BB during 12G on base streak from 5/16-5/29 (.547OBP)
- tied career highs with 2HR (3rd time) and 5RBI (3rd time) on 6/10 at Iowa

Season Splits:		Career	G	AB	AVG	OBP	SLG	HR	RBI
vs LH	.176 (3x17, 0HR)	vs. Toledo	6	19	.316	.409	.526	1	3
vs RH	.366 (15x41, 4HR)	at 5/3 Field	0	0	-	-	-	0	0

## #2 Alex Call - OF

**Series:** --- (0x0) **Current:** 0  
**Home Stand:** --- (0x0) **Long:** 0  
**Last Game:**

**Highs:** H- R- RBI-

- hit .310/.389/.503 with 5HR and 23RBI in 43G (155AB) for Akron (5/4-6/28)
- scored in each of first 9G of the season (ranked 6th in EL with 34R at call up)
- hit .442 (19x43) over 13G from 5/29-6/15 (2HR game on 6/4 vs. Erie)
- batted .302 (13x43) with RISP and was 2x3 with the bases loaded for Akron

Season Splits:		Career	G	AB	AVG	OBP	SLG	HR	RBI
vs LH		vs. Toledo	0	0	-	-	-	0	0
vs RH		at 5/3 Field	0	0	-	-	-	0	0

## #8 Gavin Collins - C

**Series:** .143 (1x7), 2RBI vs. Stp **Current:** 0  
**Home Stand:** .133 (2x15), 3RBI **Long:** 2 (.429, 3x7; 5/22-5/25)  
**Last Game:** 6/27 vs. Stp (C); 0x1

**Highs:** H- 2, 2x, 5/29 vs. Nas R- 2, 6/19 vs. Tol RBI-2, 6/25 vs. Stp

- was 2x3 with a pair of doubles and an RBI on 5/25 vs. Nashville
- started season 1x17 (5/5-5/21); batting .083 (3x36) since 5/27 (15K)

Season Splits:		Career	G	AB	AVG	OBP	SLG	HR	RBI
vs LH	.333 (4x12, 0HR)	vs. Toledo	7	16	.125	.333	.125	0	1
vs RH	.089 (5x56, 0HR)	at 5/3 Field	3	8	.125	.125	.125	0	0

## #1 Andres Gimenez - INF

**Series:** .375 (9x24), 1HR, 7RBI vs. Stp **Current:** 6 (.375, 9x24)  
**Home Stand:** .360 (18x50), 6HR, 18RBI **Long:** 6, 2x (.375, 9x24; 6/22-c)  
**Last Game:** 6/27 vs. Stp (2B); 2x5, R, 2B, K, CS

**Highs:** H- 3, 2x, 6/23 vs. Stp R- 2, 3x, 6/23 vs. Stp RBI-3, 3x, 6/25 vs. Stp

- hit .179/.226/.308 with 2HR and 5RBI in 29G (78AB) for Cleveland (4/1-5/18)
- did not have any XBH over final 12G (4x29) and was optioned on 5/18
- had 4 consecutive multi-hit games from 5/22-5/26 (8x18, 3 doubles)
- was 2x4 with a double (game-tying, 2-run in 7th), HR and 3RBI on 6/15 vs. Toledo
- HR in six straight from 6/13-6/19 (never had HR in consecutive games before)

Season Splits:		Career	G	AB	AVG	OBP	SLG	HR	RBI
vs LH	.209 (9x43, 1HR)	vs. Toledo	9	41	.317	.333	.780	5	12
vs RH	.304 (28x92, 7HR)	at 5/3 Field	3	15	.267	.267	.400	0	1

## #7 Daniel Johnson - OF

**Series:** .261 (6x23), 3HR, 5RBI vs. Stp **Current:** 1 (.250, 1x4)  
**Home Stand:** .267 (12x45), 4HR, 9RBI **Long:** 7 (.346, 9x26; 6/18-6/25)  
**Last Game:** 6/27 vs. Stp (RF); 1x4, 2K

**Highs:** H- 3, 6/10 at low R- 2, 6/10 at low RBI-2, 6x, 6/23 vs. Stp

- optioned to Columbus on 3/19, recalled on 5/1 (Franmil Reyes paternity list)
- went 0x9 with 5K in 2G for Cleveland (5/1-5/2), optioned on 5/3
- homered in three straight from 5/21-5/23 at Toledo (all solo shots)
- had 21K in 37PA over 8G from 5/22-5/30, part of 19G streak with a K (34K, 86PA)

Season Splits:		Career	G	AB	AVG	OBP	SLG	HR	RBI
vs LH	.116 (5x43, 4HR)	vs. Toledo	22	92	.283	.377	.511	5	14
vs RH	.260 (33x127, 5HR)	at 5/3 Field	10	46	.261	.320	.543	4	9

## #10 Nolan Jones - INF

**Series:** .250 (5x20), 1HR, 5RBI vs. Stp **Current:** 1 (.500, 2x4)  
**Home Stand:** .244 (10x41), 2HR, 11RBI **Long:** 6 (.368, 7x19; 5/18-5/23)  
**Last Game:** 6/27 vs. Stp (3B); 2x4, 2R, 4RBI, HR, 2B, SB, K

**Highs:** H- 3, 6/8 at low R- 3, 6/19 vs. Tol RBI-4, 6/27 vs. Stp

- started year 0x7 (6K) then hit go-ahead, RBI double in 9th at Louisville on 5/5
- did not have first HR until 48th AB of the season (24K, .179SLG prior)
- set career high with 2SB on 6/6 at Indianapolis (15th and 16th SB in career)
- doubled three times on 6/8 at Iowa; has 15 doubles in last 31G (since 5/23)

Season Splits:		Career	G	AB	AVG	OBP	SLG	HR	RBI
vs LH	.225 (9x40, 0HR)	vs. Toledo	12	40	.300	.451	.500	2	7
vs RH	.221 (25x113, 4HR)	at 5/3 Field	6	19	.368	.500	.579	1	1

## #12 Tyler Krieger - INF

**Series:** .125 (1x8) vs. Stp **Current:** 1 (.333, 1x3)  
**Home Stand:** .118 (2x17), 1RBI **Long:** 3 (.417, 5x12; 5/7-5/13)  
**Last Game:** 6/26 vs. Stp (DH); 1x3, 2R, BB

**Highs:** H- 2, 3x, 5/26 vs. Nas R- 2, 2x, 6/26 vs. Stp RBI-2, 5/30 vs. Nas

- hit .278/.381/.389 with 0HR and 0RBI in 16 spring games (18AB) for Cleveland
- reassigned to minor league camp on 3/31
- started season 5x12 (5/7-5/13), batting .115 (7x61) since

Season Splits:		Career	G	AB	AVG	OBP	SLG	HR	RBI
vs LH	.111 (2x18, 0HR)	vs. Toledo	5	14	.071	.071	.071	0	1
vs RH	.182 (10x55, 1HR)	at 5/3 Field	2	5	.000	.000	.000	0	0

## #24 Connor Marabell - OF

**Series:** .125 (2x16), 1RBI vs. Stp **Current:** 1 (.250, 1x4)  
**Home Stand:** .263 (10x38), 9RBI **Long:** 5 (.526, 10x19; 6/6-6/12)  
**Last Game:** 6/27 vs. Stp (LF); 1x4, RBI, CS

**Highs:** H- 3, 6/8 at low R- 2, 2x, 6/23 vs. Stp RBI-3, 4x, 6/19 vs. Tol

- went 2x4 with a HR, 2RBI and a steal on 5/23 at Toledo
- had 4 multi-hit games over 5G hitting streak from 6/6-6/12
- went 2x3 with a an RBI (walk-off double) on 6/15 vs. Toledo

Season Splits:		Career	G	AB	AVG	OBP	SLG	HR	RBI
vs LH	.154 (4x26, 0HR)	vs. Toledo	26	88	.250	.272	.375	2	13
vs RH	.295 (26x88, 2HR)	at 5/3 Field	11	35	.229	.250	.371	1	3

## #6 Owen Miller - INF

**Series:** .211 (4x19), 1RBI vs. Stp **Current:** 0  
**Home Stand:** .200 (8x40), 1HR, 2RBI **Long:** 5 (.524, 11x21; 5/13-5/18)  
**Last Game:** 6/27 vs. Stp (PH-DH); 0x1, K

**Highs:** H- 3, 5x, 5/14 vs. Oma R- 2, 5x, 6/17 vs. Tol RBI-3, 5/8 at Lou

- provided decisive runs with go-ahead, 3-run double in 7th on 5/9 at Louisville
- hit .406/.457/.609 with 2HR and 9RBI in 16G (64AB) for Columbus (5/4-5/22)
- had contract purchased by Cleveland on 5/23 (3rd in IL in hitting at the time)
- hit .190/.146/.130 with 0HR and 1RBI in 15G (46AB) for Cleveland (5/23-6/14)
- made ML debut on 5/23 vs. Minnesota (0x5, 3K), first hit on 5/24 at Detroit
- had 23K in 48PA with Cleveland (14K in 70PA in first stint with Columbus)

Season Splits:		Career	G	AB	AVG	OBP	SLG	HR	RBI
vs LH	.292 (7x24, 0HR)	vs. Toledo	11	41	.220	.360	.415	2	3
vs RH	.338 (27x80, 3HR)	at 5/3 Field	5	20	.250	.348	.450	1	2

## #28 Mike Rivera - C

**Series:** .000 (0x2) vs. Stp **Current:** 0  
**Home Stand:** .000 (0x2) **Long:** 0  
**Last Game:** 6/26 vs. Stp (C); 0x1, K

**Highs:** H- R- RBI-

- hit .186/.260/.302 with 1HR and 8RBI in 13G (43AB) for Akron (5/4-6/22)
- homered (2RBI) in season debut on 5/6 vs. Binghamton (off Jared Robinson)
- went 4x5 with a pair of doubles and 3RBI on 5/23 vs. Reading
- batted .353 (6x17) at Canal Park, .077 (2x26) elsewhere in the Eastern League

Season Splits:		Career	G	AB	AVG	OBP	SLG	HR	RBI
vs LH	.000 (0x1, 0HR)	vs. Toledo	0	0	-	-	-	0	0
vs RH	.000 (0x1, 0HR)	at 5/3 Field	0	0	-	-	-	0	0



# Situational Hitting, Starting Lineups, Miscellaneous Stats

Tuesday, June 29

PLAYER	As Leadoff				Runners On				Bases Loaded				Scoring Position				7th Inning On					
	AB	AVG	OBP	HR	AB	AVG	HR	RBI	AB	AVG	HR	RBI	AB	AVG	HR	RBI	AB	AVG	OBP	R	HR	RBI
Arias	34	.324	.425	1	63	.222	3	14	3	.333	0	3	39	.128	1	9	46	.174	.250	6	0	2
Brooks	10	.400	.400	0	30	.333	2	11	2	.000	0	2	23	.217	1	9	17	.235	.333	3	0	3
Call	-	-	-	-	-	-	-	-	-	-	-	-	-	-	-	-	-	-	-	-	-	-
Collins	14	.143	.250	0	36	.139	0	5	1	.000	0	1	28	.143	0	4	29	.103	.212	4	0	2
Gimenez	36	.194	.216	0	47	.277	3	18	4	.500	0	4	26	.308	2	15	38	.289	.357	5	3	10
Johnson	40	.200	.220	1	73	.247	2	14	5	.400	0	4	45	.244	2	13	49	.204	.278	7	3	8
Jones	38	.237	.341	1	69	.217	2	19	4	.500	0	5	34	.206	2	17	45	.311	.456	12	1	3
Krieger	13	.154	.267	0	34	.118	1	3	4	.000	0	0	23	.087	0	1	28	.071	.133	1	0	0
Marabell	29	.241	.313	0	61	.344	2	22	6	.167	0	6	40	.350	2	22	43	.326	.396	7	1	8
Mercado	54	.278	.371	2	64	.219	2	20	6	.167	0	4	38	.263	2	19	54	.259	.365	8	1	3
Miller	22	.318	.464	0	40	.300	0	8	4	.250	0	3	26	.192	0	7	30	.233	.303	3	1	6
Rivera	1	.000	.000	0	-	-	-	-	-	-	-	-	-	-	-	-	2	.000	.000	0	0	0
Team Total	371	.251	.324	11	686	.238	24	183	51	.255	1	45	428	.224	18	163	487	.236	.326	69	15	64

Starts by Position										Starts by Batting Order								
PLAYER	C	1B	2B	3B	SS	LF	CF	RF	DH	1st	2nd	3rd	4th	5th	6th	7th	8th	9th
Arias			8	9	23				3			2		27	4	10		
Brooks		15							1						1	9	6	
Call																		
Collins	20															1	14	5
Gimenez			10		19				4	1	31	1						
Johnson							17	23	3	6	7	10	18	2				
Jones		1		29				11	4		1			3	29	12		
Krieger			12						5						1	4	4	8
Marabell		5				21		3	4								5	28
Mercado					16	24	3	2		29	4	5		2		4	1	
Miller		3	11	4	4	1			4			14	1	11	1			
Rivera																		

Home Runs							Multi-Hit Games					Multi-RBI Games				
PLAYER	1R	2R	3R	GS	Last	Record	2H	3H	4H	5+H	Total	2BI	3BI	4BI	5+BI	Total
Arias	2	2	1		6/26 vs. St. Paul (2)	4-1	5	3			8	2	2			4
* Brooks	2	2			6/22 vs. St. Paul (s)	2-1	5	1			6	2			1	3
Call											0					0
Collins							2				2	1				1
Gimenez	5	2	1		6/22 vs. St. Paul (s)	6-2	9	2			11	3	3			6
Johnson	7	2			6/25 vs. St. Paul (s)	6-3	6	1			7	6				6
Jones	2		2		6/27 vs. St. Paul (3)	3-1	6	1			7	2	1	1		4
Krieger		1			5/30 vs. Nashville (2)	0-1	3				3	1				1
Marabell		1	1		6/12 at Iowa (3)	1-1	7	1			8	2	4			6
Mercado	3		2		6/19 vs. Toledo (3)	2-3	10	1			11	3	1	1		5
Miller	3				6/17 vs. Toledo (s)	2-1	6	5			11	1	1			2
Rivera											0					0
Team Total	35	12	11	1	Jones, 6/27 vs. Stp	17-13	79	18	0	0	97	29	16	4	1	50
*- # of 2HR games																

Current Streaks						Errorless	
Hitting			On Base			Games	Last Error
PLAYER	Games	Started	Games	Started			
Arias	7 (.423, 11x26)	6/19 vs. Tol	12 (.451OBP)	6/12 at low		3	6/23 vs. Stp
Brooks	1 (.667, 2x3)	6/27 vs. Stp	1 (.750OBP)	6/27 vs. Stp		0	6/27 vs. Stp
Call	0	-	0	-		0	-
Collins	0	-	0	-		17	5/22 at Tol
Gimenez	6 (.375, 9x24)	6/22 vs. Stp	6 (.407OBP)	6/22 vs. Stp		0	6/27 vs. Stp
Johnson	1 (.250, 1x4)	6/27 vs. Stp	1 (.250OBP)	6/27 vs. Stp		40	None
Jones	1 (.500, 2x4)	6/27 vs. Stp	1 (.500OBP)	6/27 vs. Stp		4	6/23 vs. Stp
Krieger	1 (.333, 1x3)	6/26 vs. Stp	1 (.500OBP)	6/26 vs. Stp		8	6/4 at Ind
Marabell	1 (.250, 1x4)	6/27 vs. Stp	2 (.250OBP)	6/26 vs. Stp		26	5/20 at Tol
Mercado	0	-	5 (.273OBP)	6/23 vs. Stp		9	6/15 vs. Tol
Miller	0	-	0	-		9	6/16 vs. Tol
Rivera	0	-	0	-		2	None

Season High Streaks		
Hitting		
Arias	7	6/19-
Johnson	7	6/18-6/25
Clement	7	5/6-5/27
On Base		
Jones	15	5/13-5/30
Mercado	14	5/26-6/10
Zimmer	13	5/12-
Errorless		
Johnson	40	5/4-
Mercado	33	5/4-6/14

Base Stealing									
PLAYER	2B	Att	3B	Att	H	Att	%	R	PO
Arias	0	1				0	1	0%	0
Brooks	1	1				1	1	100%	0
Call								-	
Collins	0	1				0	1	0%	0
Gimenez	3	5				3	5	60%	1
Johnson	3	4				3	4	75%	2
Jones	3	3	2	2		5	5	100%	2
Krieger		0	1			0	1	0%	0
Marabell	2	5				2	5	40%	0
Mercado	9	10				9	10	90%	4
Miller								-	
Rivera								-	
Team Total	28	39	2	3		30	42	71%	12



## Highs and Lows, Record Breakdown

Tuesday, June 29

### Clippers Individual Batting

Most hits, game:	3, 18x, Arias, 6/27 vs. St. Paul
Most runs, game:	3, 5x, Arias, 6/27 vs. St. Paul
Most doubles, game:	3, Jones, 6/8 at Iowa
Most triples, game:	1, 5x, Arias, 6/15 vs. Toledo
Most home runs, game:	2, 2x, Brooks, 6/10 at Iowa
Most RBI, game:	5, Brooks, 6/10 at Iowa
Most stolen bases, game:	2, 2x, Mercado, 6/12 at Iowa
Most walks, game:	3, 4x, Collins, 6/19 vs. Toledo
Most total bases, game:	9, Bradley, 5/22 at Toledo
Longest hitting streak:	7, 3x, Arias, 6/19-
Longest on base streak:	15, Jones, 5/13-5/30

### Clippers Team Batting

Most runs, game:	12, 6/19 vs. Toledo
Most runs, inning:	9, 5/28 vs. Nashville
Most hits, game:	14, 2x, 6/27 vs. St. Paul
Most hits, inning:	6, 2x, 6/9 at Iowa
Most doubles, game:	6, 6/8 at Iowa
Most triples, game:	1, 5x, 6/15 vs. Toledo
Most home runs, game:	5, 5/14 vs. Omaha
Most extra base hits, game:	7, 2x, 6/19 vs. Toledo
Most total bases, game:	28, 5/14 vs. Omaha
Most stolen bases, game:	3, 6/6 at Indianapolis
Most walks, game:	9, 6/19 vs. Toledo
Most strikeouts, game:	15, 6/1 at Indianapolis
Most runners LOB, game:	12, 2x, 5/13 vs. Omaha
Fewest hits, game:	3, 5/6 at Louisville

### Clippers Individual Pitching

Most innings pitched, starter:	7.0, 3x, McCarty, 6/26 vs. St. Paul
Fewest innings pitched, starter:	1.1, 4x, Moss, 5/30 vs. Nashville
Most innings pitched, reliever:	4.2, Tully, 6/5 at Indianapolis
Most strikeouts, starter:	7, 3x, Herget, 6/10 at Iowa
Most strikeouts, reliever:	6, Dowdy, 5/27 vs. Nashville
Longest winning streak:	5, McCarty, 5/4-6/9
Longest losing streak:	3, Moss, 5/20-
Most consecutive scoreless IP, starter:	10.0, McCarty, 5/4-5/16
Most consecutive scoreless IP, reliever:	11.0, Parker, 5/4-
Most runs allowed:	8, 3x, Herget, 6/16 vs. Toledo
Most hits allowed:	11, Allen, 5/19 at Toledo
Most walks allowed:	4, 7x, McKenzie, 6/23 vs. St. Paul
Most home runs allowed, game:	4, 2x, Herget, 6/16 vs. Toledo

### Clippers Team Pitching

Most strikeouts, game:	14, 3x, 6/16 vs. Toledo
Most walks, game:	10, 2x, 5/27 vs. Nashville
Fewest walks, game:	0, 5/11 vs. Omaha
Most runs allowed, game:	14, 6/16 vs. Toledo
Most runs allowed, inning:	9, 5/23 at Toledo
Most hits allowed, game:	15, 6/10 at Iowa
Most hits allowed, inning:	6, 2x, 5/23 at Toledo
Fewest hits allowed, game:	1, 6/24 vs. St. Paul
Most home runs allowed, game:	6, 5/28 vs. Nashville

### Miscellaneous

Longest winning streak:	4, 6/6-6/10
Longest losing streak:	8, 5/23-6/1
Longest game, time:	3:40, 5/8 at Louisville
Longest game, innings:	10, 6/26 vs. St. Paul
Shortest game, time (9 inn.):	2:20, 6/24 vs. St. Paul
Shortest game, time (7 inn.):	2:12, 6/4 at Indianapolis (g2)
Largest home crowd:	9,364, 6/26 vs. St. Paul
Smallest home crowd:	2,117, 5/12 vs. Omaha
Largest winning margin:	10, 5/7 at Louisville
Largest losing margin:	11, 5/27 vs. Nashville
Largest comeback:	4, 5/14 vs. Omaha
Largest lead lost:	4, 2x, 5/23 at Toledo
Most double plays turned:	5, 5/15 vs. Omaha
Most double plays hit into:	3, 5/14 vs. Omaha
Most errors:	3, 5/28 vs. Nashville

	<u>Leading</u>	<u>Tied</u>	<u>Trailing</u>
After 6 innings:	18 - 2	3 - 6	2 - 16
After 7 innings:	19 - 1	3 - 4	1 - 19
After 8 innings:	20 - 1	3 - 2	0 - 19

1-run games:	4 - 4	3-run games:	7 - 1
2-run games:	5 - 4	Extra Innings:	0 - 1

Day games: 3 - 6 Night games: 20 - 18 DH: 0 - 2

Clippers score first:	14 - 8	Out-hitting opponents:	16 - 4
Opponent scores first:	9 - 16	Hits even:	2 - 1
Shutouts:	3 - 3	Out-hit by opponents:	5 - 19

Score at least 4 runs:	19 - 8	Commit an error:	9 - 15
Score less than 4 runs:	4 - 16	Commit no errors:	14 - 9

Last at bat wins:	4	Come from behind wins:	10
Walkoff record:	1 - 1	Losses after leading:	10

	<u>Series W-L-T</u>	<u>Series Sweeps</u>
Home	2 - 2 - 0	0 - 1
Road	2 - 2 - 0	0 - 0
Overall	4 - 4 - 0	0 - 1

### Record by Day

<u>Day</u>	<u>Home</u>	<u>Road</u>	<u>Total</u>
Sunday	1 - 3	2 - 1	3 - 4
Monday	0 - 0	0 - 0	0 - 0
Tuesday	2 - 2	3 - 1	5 - 3
Wednesday	1 - 3	2 - 1	3 - 4
Thursday	2 - 2	2 - 2	4 - 4
Friday	3 - 1	1 - 4	4 - 5
Saturday	1 - 3	3 - 1	4 - 4

### Record by Month




<u>Month</u>	<u>Home</u>	<u>Road</u>	<u>Total</u>
April	0 - 0	0 - 0	0 - 0
May	2 - 10	6 - 5	8 - 15
June	8 - 4	7 - 5	15 - 9
July	0 - 0	0 - 0	0 - 0
August	0 - 0	0 - 0	0 - 0
September	0 - 0	0 - 0	0 - 0
<b>Total</b>	<b>10 - 14</b>	<b>13 - 10</b>	<b>23 - 24</b>

### Clippers vs. the International League

<u>West</u>	<u>Home</u>	<u>Road</u>	<u>Total</u>
Indianapolis	0 - 0	2 - 4	2 - 4
Iowa	0 - 0	5 - 1	5 - 1
Louisville	0 - 0	4 - 1	4 - 1
Omaha	2 - 4	0 - 0	2 - 4
St. Paul	4 - 2	0 - 0	4 - 2
Toledo	4 - 2	2 - 4	6 - 6
<b>Total</b>	<b>10 - 8</b>	<b>13 - 10</b>	<b>23 - 18</b>

<u>South</u>	<u>Home</u>	<u>Road</u>	<u>Total</u>
Charlotte	0 - 0	0 - 0	0 - 0
Durham	0 - 0	0 - 0	0 - 0
Gwinnett	0 - 0	0 - 0	0 - 0
Jacksonville	0 - 0	0 - 0	0 - 0
Memphis	0 - 0	0 - 0	0 - 0
Nashville	0 - 6	0 - 0	0 - 6
Norfolk	0 - 0	0 - 0	0 - 0
<b>Total</b>	<b>0 - 6</b>	<b>0 - 0</b>	<b>0 - 6</b>

<u>Runs by Inn.</u>	<u>1</u>	<u>2</u>	<u>3</u>	<u>4</u>	<u>5</u>	<u>6</u>	<u>7</u>	<u>8</u>	<u>9</u>	<u>10+</u>	<u>Total</u>
Clippers	21	34	29	27	32	16	31	24	14	1	229
Opponents	22	30	33	46	22	45	27	17	14	3	259

	 <u>Opp</u>		 <u>Opp</u>		 <u>Opp</u>
0-run inn.:	298 285	3-run inn.:	14 20	6-run inn.:	3 1
1-run inn.:	60 51	4-run inn.:	9 9	7-run inn.:	1 1
2-run inn.:	21 40	5-run inn.:	3 2	8+ run inn.:	1 1



# 2021 Day by Day

Tuesday, June 29

Date	Opp	Result	Time Delay	Rec.	Pos.	GA/B	Att.
5/4	Lou	W, 6-3	3:01	1-0	T1st	-	2,808
5/5	Lou	W, 2-1	3:01	2-0	T1st	-	1,778
5/6	Lou	L, 9-0	2:40 :50	2-1	T2nd	-0.5	1,841
5/7	Lou	W, 10-0	3:16	3-1	T1st	-	2,428
5/8	Lou	W, 6-3	3:40	4-1	1st	+0.5	2,582
5/9	Lou	Cancelled, Rain					
5/10	OFF DAY						
5/11	Oma	W, 2-0	2:25	5-1	1st	+1.0	2,512
5/12	Oma	L, 5-4	3:23	5-2	1st	+0.5	2,117
5/13	Oma	L, 8-6	3:38	5-3	2nd	-0.5	2,512
5/14	Oma	W, 10-7	3:10	6-3	1st	+0.5	3,714
5/15	Oma	L, 4-2	3:09	6-4	2nd	-0.5	4,066
5/16	Oma	L, 8-3	3:04	6-5	3rd	-1.5	3,747
5/17	OFF DAY						
5/18	Tol	W, 6-1	2:58	7-5	3rd	-1.0	2,493
5/19	Tol	L, 8-2	2:41	7-6	4th	-1.5	2,157
5/20	Tol	L, 9-5	3:03	7-7	4th	-2.0	2,519
5/21	Tol	L, 3-2	2:45	7-8	4th	-3.0	3,434
5/22	Tol	W, 5-3	2:35	8-8	4th	-3.0	4,221
5/23	Tol	L, 12-5	3:03	8-9	4th	-3.0	3,509
5/24	OFF DAY						
5/25	Nas	L, 8-2	2:52	8-10	T4th	-3.0	2,842
5/26	Nas	L, 6-5	2:54	8-11	6th	-4.0	3,051
5/27	Nas	L, 11-0	3:11	8-12	6th	-5.0	3,553
5/28	Nas	L, 13-9	3:19	8-13	6th	-6.0	3,406
5/29	Nas	L, 8-3	3:14	8-14	6th	-7.0	3,817
5/30	Nas	L, 9-3	3:18	8-15	6th	-8.0	4,537
5/31	OFF DAY						
6/1	Ind	L, 5-3	2:53	8-16	6th	-9.0	2,604
6/2	Ind	PPD., Rescheduled as a DH on 6/4					
6/3	Ind	W, 3-2	2:43	9-16	T6th	-8.5	2,794
6/4	Ind	L, 10-3 (7)	2:26	9-17	T6th	-9.0	-
6/4	Ind	L, 5-2 (7)	2:12	9-18	T6th	-10.0	5,207
6/5	Ind	L, 3-2	2:39	9-19	7th	-11.0	4,723
6/6	Ind	W, 4-1 (8)	2:50 :42	10-19	7th	-11.0	4,292
6/7	OFF DAY						
6/8	low	W, 8-5	3:08	11-19	6th	-10.0	4,086
6/9	low	W, 8-4	2:55	12-19	T5th	-10.0	4,020
6/10	low	W, 9-7	3:21	13-19	5th	-10.0	3,838
6/11	low	L, 9-2	3:10	13-20	5th	-11.0	8,220
6/12	low	W, 7-1	2:55	14-20	5th	-10.0	6,960
6/13	low	W, 6-3	3:03	15-20	5th	-10.0	5,624
6/14	OFF DAY						
6/15	Tol	W, 5-4	2:45	16-20	5th	-10.0	9,282
6/16	Tol	L, 14-10	3:36	16-21	5th	-10.0	5,774
6/17	Tol	W, 8-2	3:12	17-21	5th	-10.0	6,047
6/18	Tol	W, 7-5	3:02	18-21	4th	-10.0	5,517
6/19	Tol	W, 12-4	3:20	19-21	4th	-9.0	9,098
6/20	Tol	L, 8-0	2:56	19-22	T4th	-10.0	9,282
6/21	OFF DAY						
6/22	Stp	L, 8-3	2:56	19-23	5th	-10.5	8,696
6/23	Stp	W, 7-6	3:12	20-23	T4th	-10.0	6,461
6/24	Stp	W, 3-0	2:20	21-23	4th	-10.0	5,520
6/25	Stp	W, 7-2	2:36	22-23	4th	-9.0	6,745
6/26	Stp	L, 6-4 (10)	3:09	22-24	4th	-10.0	9,364
6/27	Stp	W, 8-6	2:49	23-24	4th	-9.0	5,385
6/28	OFF DAY						
6/29	Tol	7:05					
6/30	Tol	7:05					
7/1	Tol	7:05					
7/2	Tol	7:05					
7/3	Tol	7:05					
7/4	Tol	7:05					
7/5	OFF DAY						
7/6	Ind	7:05					
7/7	Ind	7:05					
7/8	Ind	7:05					
7/9	Ind	7:05					
7/10	Ind	7:05					
7/11	Ind	2:05					

Date	Opp	Result	Time Delay	Rec.	Pos.	GA/B	Att.
7/12	OFF DAY						
7/13	Stp	8:05					
7/14	Stp	8:05					
7/15	Stp	8:05					
7/16	Stp	8:05					
7/17	Stp	8:05					
7/18	Stp	3:05					
7/19	OFF DAY						
7/20	low	7:05					
7/21	low	7:05					
7/22	low	12:05					
7/23	low	7:05					
7/24	low	7:05					
7/25	low	4:05					
7/26	OFF DAY						
7/27	Nas	8:05					
7/28	Nas	8:05					
7/29	Nas	8:05					
7/30	Nas	8:05					
7/31	Nas	8:05					
8/1	Nas	7:15					
8/2	OFF DAY						
8/3	Oma	7:05					
8/4	Oma	7:05					
8/5	Oma	7:05					
8/6	Oma	7:05					
8/7	Oma	7:05					
8/8	Oma	4:05					
8/9	OFF DAY						
8/10	Tol	7:05					
8/11	Tol	12:05					
8/12	Tol	7:05					
8/13	Tol	7:05					
8/14	Tol	7:05					
8/15	Tol	4:05					
8/16	OFF DAY						
8/17	Oma	8:05					
8/18	Oma	8:05					
8/19	Oma	8:05					
8/20	Oma	8:05					
8/21	Oma	8:05					
8/22	Oma	6:05					
8/23	OFF DAY						
8/24	Mem	8:10					
8/25	Mem	8:10					
8/26	Mem	8:10					
8/27	Mem	8:10					
8/28	Mem	7:35					
8/29	Mem	3:05					
8/30	OFF DAY						
8/31	Stp	6:15					
9/1	Stp	6:15					
9/2	Stp	12:05					
9/3	Stp	7:05					
9/4	Stp	7:05					
9/5	Stp	4:05					
9/6	OFF DAY						
9/7	Gwn	6:15					
9/8	Gwn	6:15					
9/9	Gwn	6:15					
9/10	Gwn	7:05					
9/11	Gwn	7:05					
9/12	Gwn	4:05					
9/13	OFF DAY						
9/14	Tol	6:35					
9/15	Tol	6:35					
9/16	Tol	6:35					
9/17	Tol	7:05					
9/18	Tol	7:05					
9/19	Tol	2:05					



## Transactions

Tuesday, June 29

#	Transaction	#	Transaction	#	Transaction
1	5/5- OF Ben Gamel to waivers (dfa) [27]				
2	5/5- C Rene Rivera to CLE (pur) [26]				
3	5/6- C Angel Lopez Alvarez from LYN [27]				
4	5/7- RHP Justin Garza from AKR [28]				
5	5/15- RHP Matt Koch from AZL [29]				
6	5/18- RHP Jean Carlos Mejia to CLE (rec) [28]				
7	5/21- INF Andres Gimenez from CLE (opt) [29]				
8	5/22- LHP Kyle Nelson to CLE (rec) [28]				
9	5/23- INF Owen Miller to CLE (pur) [27]				
10	5/23- LHP Zach Draper from AZL [28]				
11	5/23- RHP Jordan Stephens from AZL [29]				
12	5/24- RHP Triston McKenzie from CLE (opt) [30]				
13	5/25- RHP Kevin Herget signed [31]				
14	5/25- LHP Tanner Tully from AKR [32]				
15	5/26- RHP Triston McKenzie to CLE (rec) [31]				
16	5/27- OF Bradley Zimmer to CLE (rec) [30]				
17	5/27- LHP Anthony Gose to the TI List [29]				
18	5/28- RHP DJ Johnson to the TI List [28]				
19	5/28- RHP Eli Morgan to CLE (rec) [27]				
20	5/29- RHP Nathan Ocker from LC [28]				
21	5/30- INF Ernie Clement to CLE (rec) [27]				
22	5/30- RHP Nathan Ocker to LC [26]				
23	5/30- RHP Heath Fillmyer signed [27]				
24	5/30- RHP Triston McKenzie from CLE (opt) [28]				
25	5/31- INF Ernie Clement from CLE (opt) [29]				
26	5/31- RHP Triston McKenzie to CLE (rec) [28]				
27	6/1- RHP Triston McKenzie from CLE (opt) [29]				
28	6/5- INF Bobby Bradley to CLE (rec) [28]				
29	6/5- RHP Blake Parker to CLE (pur) [27]				
30	6/7- RHP Eli Morgan from CLE (opt) [28]				
31	6/8- RHP Manuel Alvarez to AKR [27]				
32	6/8- LHP Tanner Tully to AKR [26]				
33	6/8- OF Trenton Brooks from AKR [27]				
34	6/10- LHP Zach Draper to AKR [26]				
35	6/10- LHP Anthony Gose from the TI List [27]				
36	6/10- RHP DJ Johnson from the TI List [28]				
37	6/11- OF Jordan Luplow from CLE (mlr) [28+1]				
38	6/12- RHP Triston McKenzie to CLE (rec) [27+1]				
39	6/12- LHP Kyle Nelson from CLE (opt) [28+1]				
40	6/13- RHP Triston McKenzie from CLE (opt) [29+1]				
41	6/13- INF Ernie Clement to CLE (rec) [28+1]				
42	6/14- LHP Kyle Nelson to CLE (rec) [27+1]				
43	6/14- OF Jordan Luplow to CLE (mlr) [27]				
44	6/15- RHP Eli Morgan to CLE (rec) [26]				
45	6/15- INF Owen Miller from CLE (opt) [27]				
46	6/16- LHP Ben Krauth from AZL [28]				
47	6/17- C Ryan Lavanway to CLE (pur) [27]				
48	6/19- LHP Francisco Perez from AKR [28]				
49	6/20- C Gianpaul Gonzalez from LC [29]				
50	6/22- OF Franmil Reyes from CLE (mlr) [29+1]				
51	6/23- C Roberto Perez from CLE (mlr) [29+2]				
52	6/23- C Angel Lopez Alvarez to AKR [28+2]				
53	6/23- C Mike Rivera from AKR [29+2]				
54	6/24- RHP Justin Garza to CLE (pur) [28+2]				
55	6/25- RHP Cam Hill from AKR (mlr) [28+3]				
56	6/28- C Roberto Perez to AKR (mlr) [28+2]				
57	6/28- OF Franmil Reyes to AKR (mlr) [28+1]				
58	6/28- LHP Logan Allen to CLE (rec) [27+1]				
59	6/28- OF Oscar Mercado to CLE (rec) [26+1]				
60	6/29- OF Alex Call from AKR [27+1]				
61	6/29- RHP Brad Peacock signed [28+1]				
62	6/29- LHP Kyle Nelson from CLE (opt) [29+1]				