

 Triple-A Affiliate

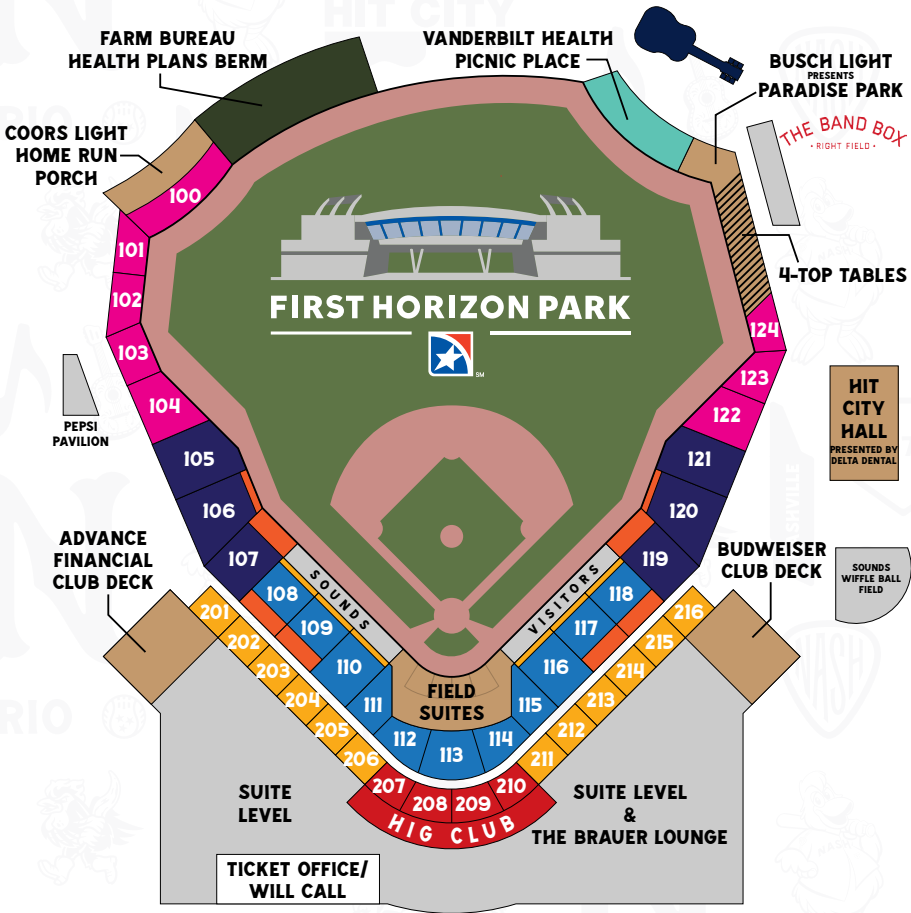
N



2024
MEDIA GUIDE



FIRST HORIZON PARK BALLPARK MAP



ADA accessible areas are located in Sections 102, 106, 107, 115, 119, 120, & 206

HIG CLUB	CLUB	PREMIUM	DUGOUT	SELECT	CORNER
----------	------	---------	--------	--------	--------

First Horizon Park | 19 Junior Gilliam Way | Nashville, TN 37219



NASHVILLE SOUNDS BASEBALL CLUB
FIRST HORIZON PARK
19 JUNIOR GILLIAM WAY
NASHVILLE, TN 37219
615-690-4487
WWW.NASHVILLESOUNDS.COM
@NASHVILLESOUNDS

OWNERSHIP

Frank Ward.....Owner
 Masahiro Honzawa.....Owner

EXECUTIVE MANAGEMENT

Adam English.....General Manager & Chief Operating Officer
 Doug Scopel.....Asst. General Manager & Vice President of Operations
 Danielle Gaw.....Vice President of Corporate Partnerships
 Taylor Fisher.....Vice President of Ticket Sales & Service



FIRST HORIZON PARK



Located just north of downtown Nashville, state-of-the-art First Horizon Park opened in 2015. With a stunning backdrop of the Nashville skyline, the ballpark has become the crown jewel of a rapidly-growing Germantown neighborhood. Through the first eight years of game play, nearly 4.4 million fans have passed through the gates. The Sounds have ranked in the top three in Triple-A attendance since 2021.

LARGEST CROWDS IN FIRST HORIZON PARK HISTORY

1. 12,409 - July 16, 2022 vs. Memphis
2. 12,140 - August 13, 2022 vs. Gwinnett
3. 11,824 - March 24, 2018 - Texas Rangers Exhibition Game
4. 11,764 - July 3, 2017 vs. Oklahoma City
5. 11,759 - July 3, 2016 vs. Oklahoma City
6. 11,692 - September 2, 2018 vs. Memphis
7. 11,691 - July 4, 2018 vs. Iowa
8. 11,686 - July 4, 2021 vs. Louisville
9. 11,684 - June 25, 2016 vs. Omaha
10. 11,678 - June 17, 2017 vs. New Orleans

136 sellouts in First Horizon Park history

Groundbreaking.....	January 27, 2014	Team Store Square Footage.....	2,990
Opening.....	April 17, 2015	Club Lounge Square Footage.....	5,080
Cost.....	\$47 Million	Scoreboard Dimensions.....	142' x 55'
Acreage.....	10.8 Acres	Home Clubhouse Square Footage.....	2,000
Concourse.....	360-degree circulation with concourse width varying from 24' to 35'	Visiting Clubhouse Square Footage.....	1,694
Design Architect.....	Populous	Playing Surface..Latitude 36 Bermudagrass	
Capacity.....	10,000	Dimensions:	
Club-Level Suites.....	18	Left-Field Line.....	330'
Field-Level Suites.....	4	Left-Center Field.....	386'
Batting Cages.....	2	Center-Field.....	403'
Bathrooms.....	16	Right-Center Field.....	388'
Points of Sale.....	84	Right-Field Line.....	310'
Concession Stands.....	5 permanent stands plus additional portable stands		

TABLE OF CONTENTS

Team Information.....	1
First Horizon Park.....	2
Front Office.....	4-13
Field Staff.....	14-27
Players.....	28-107
Opponents.....	108-120
International League Information.....	121
2022 in Review.....	123-135
Nashville Baseball History.....	137-141
Sounds Records and History.....	142-167
Postseason History.....	168-169
Retired Numbers.....	170-172
All-Time Roster.....	173-198
Nashville Vols History.....	199-200
Milwaukee Brewers.....	202-205
Media Information.....	206-208
Pre-Game Field Schedule.....	209
Miscellaneous Information.....	210-215

The 2024 Nashville Sounds Media Guide was written and designed by Collin Perry and Doug Scopel. Cover design by Drew Gibby. Team record information compiled by members of the Sounds media relations department, past & present.

Special thanks to the Milwaukee Brewers media relations department, Casey Gower, Nashville Metro Archives and the International League and its clubs for their contributions. Statistical information provided by MLBAM, Baseball Reference and Elias Sports Bureau.

Further information about the Nashville Sounds can be obtained from the media relations department at 615-515-1152.



STAFF DIRECTORY

EXECUTIVE MANAGEMENT

Frank Ward.....Owner
 Masahiro Honzawa.....Owner
 Adam English.....General Manager / Chief Operating Officer
 Doug Scopel.....Asst. General Manager & Vice President of Operations
 Danielle Gaw.....Vice President of Corporate Partnerships
 Taylor Fisher.....Vice President of Ticket Sales & Service

FINANCE/HUMAN RESOURCES

Katie Sigman.....Director of Accounting

TICKET OPERATIONS & SALES

Kevin Kurowski.....Senior Director of Ticket Sales
 Kyle Hargrove.....Senior Director of Ticket Operations
 Kelsen Adeni.....Inside Sales Manager
 Reghan Brands.....Senior Account Executive
 Ben Whalin.....Senior Account Executive
 Sarah Norton.....Account Executive
 Luke Povolny.....Account Executive
 John Siebert.....Account Executive
 Nicco Sorrentino.....Account Executive
 Travis Williams.....Fan Experience & Community Relations Manager
 Carson Roberts.....Ticket Operations Coordinator
 Corey Barnett.....Ticket Sales Representative
 Lane Meltzer.....Ticket Sales Representative

CORPORATE PARTNERSHIPS & BUSINESS DEVELOPMENT

Jeff Hem.....Director of Broadcasting
 Jay Evans.....Business Development Manager
 Nicole Choksi.....Partnership Activation Manager
 Benjamin Whalen.....Partnership Activation Manager

RETAIL

Wade Becker.....Director of Retail
 Frank Paruzynski.....Merchandise Manager

COMMUNICATIONS

Collin Perry.....Communications Manager
 Chase Meili.....Communications Assistant

STAFF DIRECTORY

SPECIAL EVENTS

Sierra Siegel.....Director of Special Events

MARKETING & PROMOTIONS

Abby Holman.....Director of Marketing

Karly Deland.....Entertainment & Promotions Manager

Buddy Yelton.....Mascot Coordinator

Rae Nead.....Group Theme Coordinator

Shannon Gadomski.....Digital Marketing Coordinator

Sam Walters.....Event Production Coordinator

Hannah Connell.....Entertainment & Community Relations Assistant

Zoe Hinds.....Entertainment & Community Relations Assistant

Zachary Ray.....Event Production Assistant

CREATIVE SERVICES

Neil Rosan.....Director of Creative Services

Drew Gibby.....Lead Graphic Designer

Anna Caton.....Graphic Designer

Emmy Brothers.....Video Production Assistant

OPERATIONS

Hannah Onken.....Director of Stadium Operations

Caleb Yorks.....Senior Stadium Operations Manager

Colin Brennan.....Stadium Operations Manager

Diana Graber Dovenspike.....Stadium Operations Manager

Tristin Renes.....Stadium Operations Assistant

Matthew Sears.....Stadium Operations Assistant

Thomas Trotter.....Head Groundskeeper

Shay Adams.....Assistant Groundskeeper

McKinley Griggs.....Assistant Groundskeeper

Matt Gallant.....Clubhouse & Equipment Manager

Patrick King.....Visiting Clubhouse Manager

Griffin McIlwee.....Clubhouse Assistant

SODEXO LIVE! (FOOD SERVICE)

Buddy Richardson.....General Manager

Michael Feldman.....Executive Chef

Chad Beard.....Warehouse Manager

Pete Sarantakos.....Concessions Manager

Jessica Duvall.....Accounting Manager

Alley Benefield.....Office Manager

Nikyra Beasley.....Staffing Manager

Renita Fuqua.....Specialty Concessions Manager



OWNERSHIP

FRANK WARD - OWNER



Frank Ward has three loves: his family, real estate and baseball. All three have led him and MFP Baseball to Nashville.

With more than 40 years of involvement in real estate, Ward's wide range of business experience includes restructuring corporate organizations, developing high-rise office buildings in New York City, and serving as chief operating officer of a very large commercial real estate company. After serving in the U.S. Army in Korea shortly after graduating from high school, Ward earned an accounting degree from Capitol University in

Columbus, Ohio.

Ward was hired out of college by Kenneth Leventhal & Company (now Ernst & Young) in Columbus, Ohio, in 1971 as an auditor, and he eventually moved into corporate restructuring. Ward moved to Kenneth Leventhal & Company's New York City office in 1973.

In 1982, Ward was hired as Managing Director and Chief Financial Officer of HRO International, a client of his at Kenneth Leventhal & Company that was the most active high-rise office building developer in Manhattan. Ward remained at HRO International until 1995. That year, he accepted an offer to serve as Chief Operating Officer of Hiro Real Estate Co.

One of his first responsibilities at Hiro Real Estate was to draft a business plan to turn the company around. He did, and over the next 13 years, Ward steadily decreased debt and increased profits. Ward worked at Hiro Real Estate Co. as Chief Operating Officer from 1995 to 2008 before leaving with fellow Sounds owner Masahiro Honzawa to start MFP Real Estate.

Ward is a longtime baseball card collector. Acquiring the Nashville Sounds promises to be a logical progression of his career and love of the game. Between collecting cards and his more than 25 years of experience playing fantasy baseball, Ward's hobbies may be as valuable to MFP as his real estate experience.

Ward is married and has four children, two sons and two daughters. He and his wife, Renee, live in Nashville. Ward's sons Christopher and Timothy, and daughters Danielle and Katie all live in Nashville. Frank and Renee are the proud grandparents of three grandchildren.

Ward fell in love with Nashville during trips to visit his daughter at Vanderbilt. He is excited that Nashville is a growth market for real estate and has promise as a great baseball town.

OWNERSHIP

MASAHIRO HONZAWA - OWNER



MFP President Masahiro Honzawa ran the U.S. operations of his family's Hiro Real Estate Co. from 1995 to 2008. Honzawa was also active in the company's Japanese operations.

The Honzawa family has owned and operated a privately owned, 7 million-square-foot warehouse business in Japan and extensive real estate in New York City, Chicago and Los Angeles.

Honzawa graduated from Keio University in Tokyo in 1991 and continued his education in the U.S., where he earned an MBA from Columbia

University in 1998.

Before he took the helm of Hiro Real Estate's U.S. operations in 1995, he interned with Arthur Andersen LLP in New York, where he met his future MFP business partner Steve Posner, who was the partner on the Hiro Real Estate account for Arthur Andersen at the time.

In January 2008, Honzawa sold his interest in Hiro Real Estate and started MFP Real Estate.

He and his wife, Makiko, reside in New York and enjoy traveling for business and pleasure.



Pictured L-R: Former Nashville Mayor Karl Dean, Frank Ward, Masahiro Honzawa and Branch Rickey



EXECUTIVE MANAGEMENT



ADAM ENGLISH - GENERAL MANAGER / CHIEF OPERATING OFFICER

Adam English serves as the General Manager & Chief Operating Officer of the Sounds and oversees all day-to-day operations related to the ballclub. With English at the helm, the Sounds were named the 2022 Minor League Baseball Organization of the Year.

A native of Lexington, Ky., English joined the Sounds in October 2021 after serving as the Vice President and General Manager for the Gwinnett Stripers, the Triple-A Affiliate of the Atlanta Braves. English was with the Stripers since

November 2018.

Prior to his three seasons with Gwinnett, English was previously with the Triple-A Sacramento River Cats from 2013-18. He started with Sacramento as the Director of Ticket Sales and received promotions to Senior Director of Ticket Sales and Vice President of Ticket Sales and Service.

English was with the Single-A Lexington Legends from 2010-13 as the Director of Ticket Sales and later the Assistant General Manager. He began his professional career in sports with Ripken Baseball in 2006.

English graduated from Transylvania University in Lexington with a bachelor's degree in Business Administration. He resides in Franklin, Tenn. with his wife, Kerstin, and their son, Truett.

EXECUTIVE MANAGEMENT



DOUG SCOPEL - ASSISTANT GENERAL MANAGER / VICE PRESIDENT OF OPERATIONS

Doug Scopel was named the Assistant General Manager for the Sounds in December of 2021, a promotion from his title of Vice President of Operations. Scopel initially joined the staff as an intern in February of 2000 and oversees all aspects of operations for the Sounds and First Horizon Park. The 2024 season marks his 27th in professional baseball.

Scopel played a pivotal role in helping the Sounds secure the coveted 2019 Triple-A Bob Freitas Award. The Freitas Awards have been presented by *Baseball America* annually since 1989 and recognize franchises for their community involvement, long term business success and consistent operational excellence.

In August 2018, Scopel was honored by *Ballpark Digest* as Minor League Baseball's Executive of the Year. He was also honored by *Minor League News* as the 2006 Public Relations Director of the Year.

Along with team ownership, Scopel served as the Sounds point person for the design, project management, and construction teams during the planning and development of state-of-the-art First Horizon Park, which opened in April 2015.

Prior to arriving in Nashville, he served as a media/community relations assistant for the Rancho Cucamonga Quakes.

A Pittsburgh native, Scopel earned a journalism degree from Marquette University in Milwaukee. He resides in Nashville with his wife, Michelle, daughter, Bella, and son, Milo.



EXECUTIVE MANAGEMENT



DANIELLE GAW - VICE PRESIDENT OF CORPORATE PARTNERSHIPS

Danielle Gaw is the Vice President of Corporate Partnerships, a role she was promoted to in December of 2021. She was previously the Director of Corporate Partnerships, a role she held since June of 2018.

Gaw's responsibilities include overseeing all aspects of corporate partnerships and activation at First Horizon Park. She also leads the corporate partnership staff through creating contracts, managing sponsorship inventory and other corporate sales-related tasks.

She joined the Sounds in a full-time capacity in September 2014 after serving as the club's Community Relations Assistant during the previous summer. She has received several promotions including Senior Manager of Corporate Partnerships in January of 2016, Director of Activation in August of 2016 and Director of Corporate Partnerships.

Prior to the Sounds, Danielle served as the Communications Intern at the Missouri State High School Activities Association, where she helped with publications, media, and state tournaments. She got her start in baseball with the Hannibal Cavemen of the Prospect League in 2011. She has also worked for the Houston Astros and the University of Missouri baseball team.

Danielle graduated from Columbia College with a bachelor's degree in Sports Management and a bachelor's degree in Marketing and is originally from Frankford, Mo. Gaw resides in Nashville with her golden retriever, Cheerio.

EXECUTIVE MANAGEMENT



TAYLOR FISHER - VICE PRESIDENT OF TICKET SALES & SERVICE

Taylor Fisher is the Sounds Vice President of Ticket Sales & Service, a role he was promoted to in December of 2021. He was previously in the role of Director of Sales since November of 2018.

Fisher joined the Sounds as a member of the Business Development team in October of 2016. His responsibilities include overseeing all aspects of ticket sales and service related to the Sounds and First Horizon Park. He is also responsible for development of corporate partnerships, selling season and group tickets, as well as hospitality

areas for corporate outings and private functions.

Prior to the Sounds, Taylor served as a Sponsorship Account Manager with the Frederick Keys, formerly of the Carolina League. He spent two years in Frederick selling corporate sponsorships. He also spent one year as the General Manager of the Old Orchard Beach Raging Tide.

Taylor has been a member of Kiwanis Club of Nashville since January of 2018 and currently serves as the President of its Foundation. He also serves as the Chair of Chamber North, one of the Area Advisors Councils for the Nashville Area Chamber of Commerce.

Taylor graduated from Bentley University with a bachelor's degree in Corporate Finance & Accounting, and Northeastern University with a master's degree in Sports Leadership. He is originally from Merrimac, Mass. He resides in Ashland City, Tenn., with his wife, Becca, daughter, Kennedy, and their dog, Fletcher.



COMMUNICATIONS



COLLIN PERRY - COMMUNICATIONS MANAGER

Collin Perry rejoined the Sounds in January of 2023 after serving as a seasonal communications associate in 2022. He is responsible for writing and distributing press releases, managing game day press box operations, co-managing the club's social media efforts, facilitating baseball information and handling media requests and content of the team's publications and website.

Prior to the Sounds, Perry served as the Assistant Sports Information Director at Marian University where he oversaw and covered Marian Athletics for the NAIA school. He previously spent the 2021 season with the Triple-A Gwinnett Stripers as a Media Relations Trainee. Perry has also spent time with the Triple-A Norfolk Tides and the Single-A Fort Wayne TinCaps.

Perry graduated from Butler University with a bachelor's degree in Journalism and is originally from Antwerp, Ohio.

CHASE MEILI - COMMUNICATIONS ASSISTANT

Chase Meili joined the Sounds in March of 2024 and assists the communications department in a variety of areas, including media requests, game notes, game recaps, social media, program content, press releases and record keeping.

Prior to joining the ballclub, Meili was a Baseball Video Scout for Sports Info Solutions, helping chart pitching and analyze games for MLB, MiLB, NCAA, KBO and NPB games. He also was a Communications Associate with the St. Louis Cardinals during the 2022 season.

Meili graduated from the University of Missouri with a Bachelor's in Journalism in 2022.



FIRST HORIZON PARK

LOUNGE

Houckens Insurance Club

Houckens Insurance Club

ARVA
EXIT

DEX Brewing Co.


Old-Fashioned Moonshine

YEE-HAW BREWING CO.


DEX



FIELD STAFF



RICK SWEET • MANAGER



OPENING DAY AGE: 71

BORN: September 7, 1952 in Longview, WA

RESIDES: Nashville, TN

CAREER MANAGERIAL RECORD: 2,275-2,103

MILWAUKEE ORGANIZATION: 11th season

SWEET

Rick Sweet, 71, enters his fifth season overall (4th consecutive) as the manager of the Nashville Sounds. The 2024 season represents his 11th year managing in the Milwaukee Brewers organization. In four seasons managing Nashville (2014, 2021-23), Sweet has compiled a 321-248 record.

Sweet has served as Milwaukee's Triple-A manager for the previous 10 seasons, posting a 683-583 (.539) record during that timeframe. In 33 years as a minor league manager, Sweet has a 2,275-2,103 (.520) record. His 2,275 wins are the second-most among active minor league managers, behind only Myrtle Beach's Buddy Bailey (2,357), and fifth-most all time in Minor League Baseball history.

The 2023 season was a continuation of Sweet's winning ways in Nashville. He led the team to an 83-65 record for the squad's third-consecutive winning season under his tutelage. Sweet became the winningest manager in Sounds history with a victory in the season finale.

In 2022, he led the Sounds to 91 wins, the second-most in team history and the only team in Minor League Baseball to surpass 90 wins. Following the season, Sweet was named International League Manager of the Year by MiLB. He was also the recipient of the Mike Coolbaugh Award.

Sweet managed the Sounds to a 77-67 record in 2014 and 70-58 record in 2021. He managed the Colorado Springs Sky Sox from 2015-18 and the San Antonio Missions in 2019.

Prior to joining the Brewers, Sweet spent seven of the previous nine seasons as manager of Triple-A Louisville (2005-11). He became the franchise's all-time winningest manager with a 539-465 (.537) record. His Bats won three consecutive International League West Division championships from 2008-10.

Sweet previously managed in the minors with Seattle (87-88), Houston (89-95), New York-NL (97), Montreal (98, 00), San Diego (01-03), Detroit (04) and Cincinnati (05-11) organizations. He was the first base coach for the Astros in 1996 and Field Coordinator for the Expos from 1999-2000.

In addition to his 2022 IL Manager of the Year award, Sweet has also been named Pacific Coast League Manager of the Year in 1994, IL Manager of the Year in 2008 and 2009 and *Baseball America's* Triple-A Manager of the Year in 2010. Sweet has managed in the Triple-A All-Star Game three times. He was the skipper for the Pacific Coast League in 1993 and 2003, and for the International League in 2009.

A former catcher, Sweet had a nine-year playing career (1975-83), including time in the big leagues with San Diego (1978), New York-NL (1982) and Seattle (1982-83). He was drafted by the Pittsburgh Pirates in the 31st round of the 1974 amateur draft but did not sign, and by the San Diego Padres in the third round of the 1975 amateur draft. He attended and played college baseball at Gonzaga University from 1973-75.

CAREER STATISTICS

YEAR	CLUB	AVG	G	AB	R	H	2B	3B	HR	RBI	BB	SO	SB	CS	OBP	SLG
1975	Walla Walla (A-)	.350	75	260	48	91	21	2	11	66	44	18	8	2	.444	.573
1976	Amarillo (AA)	.282	117	412	63	116	22	5	4	67	58	41	3	5	.374	.388
1977	Hawaii (AAA)	.323	128	452	87	146	35	4	11	67	69	35	6	4	.413	.491
1978	SAN DIEGO	.221	88	226	15	50	8	0	1	11	27	22	1	4	.306	.270
1979	Hawaii (AAA)	.257	135	452	59	116	17	4	5	52	76	31	4	4	.361	.345
1980	Hawaii (AAA)	.261	99	337	42	88	11	3	1	35	42	18	4	1	.341	.320
1981	Tidewater (AAA)	.277	128	462	58	128	30	1	4	55	55	36	14	9	.354	.372
1982	SEATTLE	.256	88	258	29	66	6	1	4	24	20	24	3	0	.311	.333
	NEW YORK-NL	.333	3	3	0	1	0	0	0	0	1	0	0	0	.333	.333
1983	SEATTLE	.221	93	249	18	55	9	0	1	22	13	26	2	2	.259	.269
	Major League Totals	.234	272	736	62	172	23	1	6	57	60	73	6	6	.292	.292
	Minor League Totals	.288	682	2375	357	685	136	19	36	342	344	179	39	25	.379	.407



SWEET'S MANAGERIAL RECORD

YEAR	CLUB	LEAGUE	W	L	PCT	FINISH	POSTSEASON
1987	Bellingham	Northwest (A-)	30	46	.395	-	
1988	Wausau	Midwest (A)	52	88	.371	-	
1989	Osceola	Florida State (A)	72	65	.526	-	
1990	Columbus	Southern (AA)	67	77	.465	-	
1991	Jackson	Texas (AA)	70	66	.515	-	
1992	Jackson	Texas (AA)	61	74	.452	-	
1993	Tucson	Pacific Coast (AAA)	83	60	.580	1st	
1994	Tucson	Pacific Coast (AAA)	81	63	.563	-	
1995	Tucson	Pacific Coast (AAA)	87	56	.608	1st	
1997	Binghamton	Eastern (AA)	66	76	.465	-	
1998	Harrisburg	Eastern (AA)	73	69	.514	-	
1999	Harrisburg	Eastern (AA)	4	3	.571	(Interim for Doug Sisson, July 6-12)	
2000	Ottawa	International (AAA)	15	34	.306	(Replaced Jeff Cox on July 20)	
2001	Portland	Pacific Coast (AAA)	71	73	.493	-	
2002	Portland	Pacific Coast (AAA)	72	71	.503	-	
2003	Portland	Pacific Coast (AAA)	69	75	.479	-	
2004	Erie	Eastern (AA)	80	62	.563	-	
2005	Louisville	International (AAA)	66	78	.458	-	
2006	Louisville	International (AAA)	75	68	.524	-	
2007	Louisville	International (AAA)	74	70	.514	-	
2008	Louisville	International (AAA)	88	56	.611	1st	Lost in IL Semifinal
2009	Louisville	International (AAA)	84	58	.592	1st	Lost in IL Semifinal
2010	Louisville	International (AAA)	79	64	.552	1st	Lost in IL Semifinal
2011	Louisville	International (AAA)	73	71	.507	-	
2014	Nashville	Pacific Coast (AAA)	77	67	.535	-	
2015	Colorado Springs	Pacific Coast (AAA)	62	81	.434	-	
2016	Colorado Springs	Pacific Coast (AAA)	67	71	.486	-	
2017	Colorado Springs	Pacific Coast (AAA)	80	57	.584	1st	Lost in PCL Semifinal
2018	Colorado Springs	Pacific Coast (AAA)	73	66	.525	-	
2019	San Antonio	Pacific Coast (AAA)	80	60	.571	-	
2021	Nashville	Triple-A East (AAA)	70	58	.547	-	
2022	Nashville	International (AAA)	91	58	.611	1st	Lost in IL Champ
2023	Nashville	International (AAA)	83	65	.561	5th / 3rd	
CAREER TOTALS		(33 seasons)	2,275	2,103	.520		

ALL-TIME SOUNDS MANAGERS

MANAGER	YEAR(S)	WIN	LOST	PERCENTAGE
Rick Sweet	2014, '21-23	321	248	.564
Trent Jewett	1998-00, '03-04	320	304	.513
Rick Renick	1993-96	309	266	.537
Frank Kremblas	2005-08	299	273	.523
Don Money	2009-11	223	209	.516
Pete Mackanin	1990-92	186	180	.508
Carl "Stump" Merrill	1980-81	178	108	.622
Steve Scarosone	2015-16	149	137	.521
Marty Brown	2001-02	136	148	.479
Mike Guerrero	2012-13	122	157	.430
Jack Lind	1987-88	102	115	.470
Frank Lucchesi	1988-89	96	89	.519
Doug Holmquist	1983	88	58	.603
George Scherger	1978, '88	83	62	.572
Johnny Oates	1982	77	67	.535
Jim Marshall	1984	74	73	.503
Tom Spencer	1997	74	69	.517
Fran Riordan	2018	72	68	.514
Leon Roberts	1985-86	70	79	.470
Ryan Christenson	2017	68	71	.489
Gordy MacKenzie	1985	66	61	.520
Jason Wood	2019	66	72	.478
Chuck Goggin	1978	64	77	.454
Richie Hebner	2000	34	51	.400
Dave Miley	1992	32	36	.471
Jim Hoff	1988	12	10	.545
Lee Walls	1985	3	4	.429
Charlie Greene	2013	2	7	.222
Wayne Garland	1988	1	2	.333
TOTALS		3,327	3,102	.517

JEREMY ACCARDO • PITCHING COACH



OPENING DAY AGE: 42

BORN: December 8, 1981 in Phoenix, AZ

RESIDES: Gilbert, AZ

MILWAUKEE ORGANIZATION: 3rd season

ACCARDO

Jeremy Accardo returns for his third season as pitching coach of the Nashville Sounds and his third season with the Milwaukee Brewers organization. Accardo guided the pitching staff to a 4.48 ERA, the lowest mark in Triple-A last season.

The eight-year Major League veteran pitched for San Francisco (2005-06), Toronto (2006-10), Baltimore (2011), Cleveland (2012) and Oakland (2012). Accardo pitched in 262 big league games.

Accardo served as the assistant pitching coach for the New York Mets during the 2020 and 2021 seasons. He first joined the Mets' Major League staff on June 20, 2019 as a pitching strategist. Prior to his time on New York's big-league staff, Accardo held various positions within the organization, including the Gulf Coast League Mets pitching coach (2017), Triple-A Las Vegas pitching coach (2018) and pitching coordinator (2019).

The right-handed hurler played college baseball at Illinois State University from 2001-03. In addition to pitching, he also played shortstop for the Redbirds. He earned All-Missouri Valley Conference honors his final two seasons.

CAREER STATISTICS

YEAR	CLUB	W-L	ERA	G	GS	CG	SH	SV	IP	H	R	ER	HR	HB	BB	SO	WP
2004	San Jose	1-2	4.25	50	0	0	0	27	55.0	57	28	26	3	1	15	43	4
	Norwich	2-1	5.40	7	0	0	0	1	8.1	9	5	5	1	0	2	5	1
2005	San Jose	0-0	0.00	2	0	0	0	1	2.0	1	0	0	0	1	1	3	0
	Norwich	1-0	0.93	8	0	0	0	4	9.2	8	3	1	0	0	1	15	0
	Fresno	2-0	1.95	25	0	0	0	3	32.1	25	7	7	0	0	10	30	2
	SAN FRANCISCO	1-5	3.94	28	0	0	0	0	29.2	26	13	13	2	1	9	16	1
2006	Fresno	0-0	1.80	3	0	0	0	0	5.0	5	1	1	0	0	1	8	0
	SAN FRANCISCO	1-3	4.91	38	0	0	0	3	40.1	38	23	22	2	1	11	40	2
	TORONTO	1-1	5.97	27	0	0	0	0	28.2	38	19	19	5	0	9	14	2
2007	TORONTO	4-4	2.14	64	0	0	0	30	67.1	51	19	16	4	2	24	57	0
2008	Bluefield	0-0	0.00	1	1	0	0	0	1.0	1	0	0	0	0	0	1	0
	Dunedin	0-0	5.14	7	1	0	0	0	7.0	8	4	4	2	0	1	3	0
	Syracuse	0-0	1.93	5	0	0	0	0	4.2	4	2	1	0	0	1	3	0
	TORONTO	0-3	6.57	16	0	0	0	4	12.1	15	10	9	1	1	4	5	1
2009	Las Vegas	2-1	3.00	27	0	0	0	13	30.0	32	11	10	1	1	8	27	0
	TORONTO	0-0	2.55	26	0	0	0	1	24.2	23	8	7	2	2	17	18	0
2010	Las Vegas	3-2	3.48	42	0	0	0	24	44.0	52	22	17	1	1	15	26	0
	TORONTO	0-1	8.10	5	0	0	0	0	6.2	12	6	6	0	1	3	3	2
2011	Norfolk	1-1	2.16	26	0	0	0	2	33.1	26	9	8	1	1	11	27	1
	BALTIMORE	3-3	5.73	31	0	0	0	0	37.2	43	24	24	5	1	18	23	0
2012	Sacramento	1-0	1.17	7	0	0	0	2	7.2	7	1	1	0	1	3	4	0
	Columbus	0-2	2.76	13	0	0	0	4	16.1	12	7	5	0	1	7	16	1
	CLEVELAND	0-0	4.58	26	0	0	0	0	35.1	38	19	18	3	0	16	28	2
	OAKLAND	0-0	9.00	1	0	0	0	0	2.0	4	2	2	0	0	0	1	0
2013	Syracuse	2-1	5.56	17	0	0	0	0	22.2	24	14	14	3	1	12	18	0
Major League Totals		10-20	4.30	262	0	0	0	38	284.2	288	143	136	24	9	111	205	10
Minor League Totals		15-10	3.23	240	2	0	0	81	279.0	271	114	100	12	8	90	229	9



AL LeBOEUF • HITTING COACH

LEBOEUF



OPENING DAY AGE: 64
BORN: February 4, 1960 in Putnam, CT
RESIDES: Palm Harbor, FL
MILWAUKEE ORGANIZATION: 15th season

Al LeBoeuf begins his fourth consecutive season as hitting coach for the Nashville Sounds, and fifth overall in the role. LeBoeuf held the same position in 2012. 2024 is his 15th season in the Brewers organization and 38th year as a coach in Minor League Baseball.

He has previously held positions within the Brewers organization at Double-A Huntsville (2010-11), Nashville (2012), the Arizona League Brewers (2013-14), Single-A Wisconsin (2016), Triple-A Colorado Springs (2017), Double-A Biloxi (2018) and Triple-A San Antonio (2019). He was slated to be San Antonio's hitting coach in 2020 prior to the season being canceled.

LeBoeuf's coaching career began in 1988 when he was a player-coach for Double-A Reading. He was a full-time coach within the Philadelphia organization from 1989-2000, including stops as a manager for Short-Season Batavia (1993-95), Advanced-A Clearwater (1996) and Double-A Reading (1997-98). He compiled a managerial record of 324-322 in those six seasons. LeBoeuf was named Florida State League Manager of the Year in 1996 and Eastern League Manager of the Year in 1997.


He has also coached in the New York Mets (2001-05), Kansas City Royals (2006) and Toronto Blue Jays (2007-09) organizations.

LeBoeuf played eight professional seasons in the Philadelphia organization from 1981-88. He was drafted in the 28th round of the 1981 June Amateur Draft out of Eastern Connecticut State University.

CAREER STATISTICS

YEAR	CLUB	AVG	G	AB	R	H	2B	3B	HR	RBI	BB	SO	SB	CS	OBP	SLG
1981	Helena	.315	48	168	35	53	10	2	5	32	13	18	1	1	.359	.488
1982	Peninsula	.263	116	392	61	103	21	1	14	78	46	55	5	1	.341	.429
1983	Peninsula	.265	112	396	54	105	15	2	15	68	56	70	8	3	.364	.427
1984	Reading	.283	110	361	61	102	19	5	9	56	37	36	5	3	.348	.438
1985	Portland	.205	20	44	3	9	2	2	0	5	2	2	1	1	.234	.438
1986	Portland	.266	102	252	37	67	16	3	4	30	27	28	1	0	.340	.401
1987	Maine	.265	105	298	31	79	14	0	3	29	5	44	3	5	.358	.342
1988	Maine	.211	7	19	1	4	0	0	0	2	2	3	0	1	.286	.211
	Reading	.263	83	209	35	55	6	1	4	28	41	33	6	1	.386	.359
Minor League Totals		.270	703	2139	318	577	103	16	54	328	268	271	30	16	.352	.409

ERIC THEISEN • HITTING COACH



OPENING DAY AGE: 39

BORN: January 8, 1985 in Lansing, MI

RESIDES: Phoenix, AZ

MILWAUKEE ORGANIZATION: 4th season

THEISEN

Eric Theisen joins the Sounds field staff as a hitting coach. It is his first season in Nashville and fourth in the Milwaukee Brewers organization. He will also continue his role as the Brewers minor league assistant hitting coordinator, a position he has held since 2022.


He served as the hitting coach for Single-A Carolina in 2021 during his first season in the organization. Prior to working with the Brewers, Theisen was the head baseball coach for Hillsdale College from 2013-2021. He led the Chargers to their first two NCAA Division II tournament appearances in 2016 and 2018 and their first conference title in 2018. Theisen was an assistant coach at Hillsdale from 2011-13.

Theisen pitched professionally in parts of the 2009 season with the independent Traverse City Beach Bums and in Belgium with the Brussels Kangaroos. He attended Illinois State University and pitched for the Redbirds from 2005-08.



NED YOST IV • COACH

YOST IV



OPENING DAY AGE: 41
BORN: July 8, 1982 in Jackson, MS
RESIDES: Nashville, TN
MILWAUKEE ORGANIZATION: 17th season

Ned Yost IV returns for his fourth consecutive season as a coach for the Sounds, and 17th season overall in the Brewers organization.

Yost IV was scheduled to be Triple-A San Antonio's coach in 2020 prior to the season getting canceled. Yost has coached in the Brewers' minor league system since 2008 and played in the system for Helena, West Virginia and Brevard County from 2005-07.


Yost has held coaching roles at Short-Season Helena (2008-11), Advanced-A Brevard County (2012-16), Triple-A Colorado Springs (2017-18) and Triple-A San Antonio (2019).

Yost played in 221 games across three seasons from 2005-07. He was signed as a non-drafted free agent out of the University of Wisconsin-Oshkosh in 2005. Yost is the son of former Brewers and Royals manager Ned Yost.

CAREER STATISTICS

YEAR	CLUB	AVG	G	AB	R	H	2B	3B	HR	RBI	BB	SO	SB	CS	OBP	SLG
2005	Helena	.302	57	202	34	61	10	4	4	32	26	46	6	1	.397	.450
2006	West Virginia	.287	93	331	48	95	21	6	6	46	33	87	7	3	.355	.441
	Brevard County	.139	24	79	11	11	3	0	1	6	8	23	0	1	.225	.215
2007	Brevard County	.248	47	145	12	36	5	0	0	17	23	54	1	0	.351	.283
Minor League Totals		.268	221	757	105	203	39	10	11	101	90	210	14	5	.352	.390

DAVID TUFO • BENCH COACH



OPENING DAY AGE: 37

BORN: December 1, 1986 in San Bruno, CA

RESIDES: Beaverton, OR

MILWAUKEE ORGANIZATION: 4th season

TUFO

David Tufo joins the Sounds as bench coach for the 2024 season. It's his fourth season in the organization and first as a coach in Nashville.


Prior to joining Nashville, Tufo was the bench coach for Single-A Wisconsin in 2023. He previously served as the manager for Arizona Complex League Brewers Gold from 2021-22, going 59-45 as a manager.

He was an assistant coach with the University of Portland from 2017-19 and with Menlo College in Atherton, Calif. from 2010-16. Also on the collegiate level, he was the head coach of the Forest City Owls of the Coastal Plain League in 2013, an assistant coach with the Fayetteville SwampDogs in 2011-12 and an Assistant Director of Operations of Cardinal Baseball Camps from 2009-13.

Tufo played collegiately at Willamette University where he graduated with a degree in Economics in 2009. He received a Master's Degree in Recreation and Sport Sciences from Ohio University in 2014.



PATRICK MCGUFF • BULLPEN COACH



OPENING DAY AGE: 29

BORN: March 30, 1994 in Cincinnati, OH

RESIDES: Cape Girardeau, MO

MILWAUKEE ORGANIZATION: 3rd season

MCGUFF

McGuff joins the Sounds for his second season as the bullpen coach. It is his third season with the Brewers organization.

In 2022, McGuff was a development coach with Single-A Wisconsin. Prior to that, he served as an assistant coach with USC Upstate from 2019-22.

McGuff was drafted in the 36th round of the 2016 June Amateur Draft by the Minnesota Twins. He pitched in 69 games (20 starts) in the minors between the Minnesota Twins (2016-18), Cincinnati Reds (2018) and Arizona Diamondbacks (2019) organizations.

CAREER STATISTICS

YEAR	CLUB	W-L	ERA	G	GS	CG	SH	SV	IP	H	R	ER	HR	HB	BB	SO	WP
2016	GCL Twins	0-0	0.00	4	0	0	0	2	5.2	3	0	0	0	0	0	9	0
	Elizabethton	2-0	2.77	18	0	0	0	9	26.0	23	9	8	1	2	10	33	4
2017	Cedar Rapids	3-2	2.49	27	1	0	0	1	50.2	39	16	14	2	2	19	53	5
2018	Dayton	2-5	4.09	11	10	0	0	0	50.2	51	26	23	3	3	19	35	1
2019	Missoula	5-3	4.45	9	9	0	0	0	54.2	47	27	27	7	1	12	61	3
Minor League Totals		15-10	3.23	240	2	0	0	81	279.0	271	114	100	12	8	90	229	9

JEFF PAXSON • ATHLETIC TRAINER



OPENING DAY AGE: 54

BORN: July 25, 1969 in Bluffton, IN

RESIDES: Fort Wayne, IN

MILWAUKEE ORGANIZATION: 30th Season

Jeff Paxson returns to Nashville for his third consecutive season in his second stint as the team's athletic trainer. Paxson was Nashville's athletic trainer for five years from 2005-09. The 2024 season marks Paxson's 30th with the Brewers organization. Last season, Paxson was named the PBATS International League Trainer of the Year.

Prior to joining the Sounds in 2022, the Indiana native served in the same role for Double-A Biloxi during the 2021 season.

Paxson has been an athletic trainer at all levels of Minor League Baseball during his time with Milwaukee. He won the Midwest League Trainer of the Year five times (1997, 2010, 2011, 2016, 2017) and was named PBATS Trainer of the Year in the California League (2000) and in the Pacific Coast League (2007). PBATS named Paxson the National Trainer of the Year in 2011. He was also recognized by PBATS as the Ralph Salvon Scholarship Recipient in 2016.

All-Star Game recognition for Paxson includes the 1995 and 2013 Midwest League All-Star Game and the 2008 Triple-A All-Star Game. He was also an athletic trainer at the 2012 MLB All-Star Futures Game.

Paxson has served as an athletic trainer for the following Winter League teams: Tiburones de La Guaira, Caracas, Leones de Escogido and Tigres de Licey.

Paxson graduated from Northeast Missouri University and holds several athletic training certifications and licenses.



BENNY ARROYO • ASSISTANT ATHLETIC TRAINER

ARROYO



OPENING DAY AGE: 31

BORN: July 11, 1992 in Manati, PR

RESIDES: Phoenix, AZ

MILWAUKEE ORGANIZATION: 9th season

Benny Arroyo joins the Sounds for his first season as Assistant Athletic Trainer. Arroyo is in his ninth season in the Milwaukee Brewers organization after spending the 2023 season as athletic trainer for the High-A Wisconsin Timber Rattlers. He has also been the athletic trainer in the Brewers organization with the DSL Brewers (2016-18), AZL Brewers (2019-20), Milwaukee (2021) and Carolina (2022).

On top of working with the Brewres, Arroyo was the athletic trainer for the Glendale Desert Dogs of the Arizona Fall League in 2022. He also worked for the Gigantes de Carolina in the Puerto Rico Winter League for the 2018-19 season.

Arroyo graduated from Harding University in 2015 with a Bachelor of Science in Athletic Training and holds several athletic training certifications and licenses.

ANDREW EMMICK • STRENGTH & CONDITIONING SPECIALIST



OPENING DAY AGE: 41

BORN: May 6, 1981 in Owensboro, KY

RESIDES: Owensboro, KY

MILWAUKEE ORGANIZATION: 16th season

Andrew Emmick returns to Nashville as the team's Strength and Conditioning Specialist for the fourth straight season. Emmick also spent five seasons with the Sounds from 2010-14 during the previous affiliation with Milwaukee.

The Kentucky native enters his 16th year in the Brewers organization and previously held the same position with Triple-A San Antonio (2019-20) and Colorado Springs (2015-18). He also held the same role with Double-A Huntsville in 2009.

Prior to joining the Brewers, Emmick spent three years in the Los Angeles Angels organization as a Strength and Conditioning Coach with Triple-A Salt Lake (2008), Short-Season Tempe (2007) and Single-A Cedar Rapids (2006). During his offseasons, Andrew has worked 10 years as a National Football League Combine trainer and a Major League Baseball prep specialist.

Emmick earned his bachelor's degree in Business from Brescia University in 2004 and his master's degree in Health and Fitness Management from the United States Sports Academy in 2006.



GARRETT PLUMLEE • ASSISTANT STRENGTH & CONDITIONING SPECIALIST

PLUMLEE



OPENING DAY AGE: 27

BORN: January 9, 1997 in Longview, TX

RESIDES: Longview, TX

MILWAUKEE ORGANIZATION: 1st Season

Garrett Plumlee joins the Sounds staff as the team's assistant strength and conditioning specialist. It is his first year in professional baseball.

Prior to joining the Brewers organization, Plumlee was a human performance grad assistant with Texas Christian University Athletics. He also was an olympic sports strength and conditioning intern with the Horned Frogs in 2022 and was the football strength and conditioning intern at the University of South Alabama in 2021.

Christensen earned his Bachelor's Degree in Kinesiology and Exercise Science from Stephen F. Austin University in 2021. He received an Associates of Applied Science, Wellness and Exercise Science from Tyler Junior College in 2019.



Sounds

20
NASHVILLE
Sounds
BASEBALL
INTERNATIONAL LEAGUE
TRAINER OF THE YEAR


JEFF
PAXSON



PLAYERS



AARON ASHBY • LHP



BATS: Right **THROWS:** Left **HEIGHT:** 6-0 **WEIGHT:** 188
BORN: May 24, 1998 in Kansas City, MO
RESIDES: Scottsdale, AZ
OPENING DAY AGE: 25 **MLB SERVICE:** 2.046
ACQUIRED: Drafted by Milwaukee in the 4th round of the 2018 First-Year Player Draft

PERSONAL

- Aaron Phillip Ashby
- 6th professional season; all with Milwaukee
- Originally drafted by Texas in the 25th round of the 2017 MLB Draft but did not sign
- Signed by Brewers scout Drew Anderson

DID YOU KNOW?

- Got married to wife Avery in January 2023
- Is the nephew of Andy Ashby, who was a Major League pitcher from 1991-2004 with Philadelphia (1991-92, 2000), Colorado (1993), San Diego (1993-99, 2004), Atlanta (2000) and Los Angeles-NL (2001-03)
- Enjoys fishing, golf and spending time with friends and family

HIGH SCHOOL/COLLEGE

- Graduated from Park Mill (MO) High School
- Attended Crowder College from 2017-18
- Graduated with an associate degree in general studies
- Went 18-2 with a 3.14 ERA in 33 games (24 starts) in his career
- Led all Junior College pitchers with 156 strikeouts as a sophomore
- Named First-Team NJCAA Division 1 All-American

ASHBY

CAREER STATISTICS

YEAR	CLUB	W-L	ERA	G	GS	CG	SH	SV	IP	H	R	ER	HR	HB	BB	SO	WP
2018	Helena	1-2	6.20	6	3	0	0	1	20.1	18	15	14	3	2	8	19	3
	Wisconsin	1-1	2.17	7	7	0	0	0	37.1	40	9	9	1	0	9	47	1
2019	Wisconsin	3-4	3.54	11	10	1	0	0	61.0	47	29	24	4	5	28	80	3
	Carolina	2-6	3.46	13	13	0	0	0	65.0	54	31	25	1	3	32	55	3
2021	Nashville	5-4	4.41	21	12	0	0	0	63.1	55	35	31	4	2	32	100	4
	MILWAUKEE	3-2	4.55	13	4	0	0	1	31.2	25	20	16	4	1	12	39	1
2022	MILWAUKEE	2-10	4.44	27	19	0	0	1	107.1	106	62	53	15	6	47	126	7
2023	Wisconsin	0-1	4.91	3	3	0	0	0	3.2	3	3	2	1	0	5	5	1
	Biloxi	0-1	27.00	2	1	0	0	0	1.2	3	5	5	0	1	2	1	0
	Nashville	0-1	27.00	2	2	0	0	0	1.2	1	6	5	0	0	7	1	1
Major League Totals		5-12	4.47	40	23	0	0	2	139.0	131	82	69	19	7	59	165	8
Minor League Totals		12-20	4.07	65	51	1	0	1	254.0	221	133	115	14	13	123	308	16

2023

- Went 0-3 with a 15.43 ERA in seven rehab appearances (6 starts) with Single-A Wisconsin, Double-A Biloxi and Triple-A Nashville...7.0 IP, 7 H, 14 R, 12 ER, 14 BB, 7 K
- Underwent arthroscopic surgery on his left shoulder in April and missed entire Brewers season
- Made three rehab appearances with Wisconsin (9/2-9/10), two with Biloxi (9/14 & 9/17) and two with Nashville (9/21 & 9/24)
- Allowed runs in five appearances, including 5 ER in 0.2 IP on September 17 vs. Montgomery and 4 ER in 0.2 IP on September 21 vs. Jacksonville
- Walked 14 of 42 batters faced

2022

- Went 2-10 with a 4.44 ERA in 27 games (19 starts) with Milwaukee...107.1 IP, 106 H, 62 R, 53 ER, 47 BB, 126 K
- Entered season as the top prospect in the organization according to *Baseball America*
- Made his first MLB Opening Day roster
- Went 2-8 with a 4.81 ERA as a starter (88.0 IP/47 ER) and 0-2 with a 2.79 ERA (19.1 IP/6 ER) as a reliever
- Logged the fourth most innings and strikeouts among Brewers pitchers
- Had three quality starts...May 30 (Game 2) at Chicago-NL (W, 6.0 IP, 5 H, 1 R, 1 ER, 2 BB, 12 K), July 25 vs. Colorado (L, 7.0 IP, 5 H, 2 R, 2 ER, 1 BB, 9 K) and August 14 at St. Louis (ND, 6.0 IP, 3 H, 2 R, 2 ER, 2 BB, 5 K)
- Set MLB career high with 12 strikeouts at Chicago-NL on May 30
- Signed a five year contract on July 23 with club options through the 2027 season with club options for 2028 and 2029

Aaron Ashby continued on page 30



Aaron Ashby Continued

2021

- Went 3-2 with a 4.55 ERA in 13 games (4 starts) with Milwaukee...31.2 IP, 25 H, 20 R, 16 ER, 12 BB, 39 K
- Went 5-4 with a 4.41 ERA in 21 games (12 starts) with Triple-A Nashville...63.1 IP, 55 H, 35 R, 31 ER, 32 BB, 100 K
- Had contract selected on June 30 and made Major League debut on June 30 vs. Chicago-NL (0.2 IP, 4 H, 7 R, 4 ER, 3 BB)
- Optioned back to Nashville on July 1 and had two more stints for the Brewers (August 10-14, August 22-end of season)
- Named Triple-A East Pitcher of the Week from May 31-June 5, striking out 11 batters on June 4 at Charlotte (L, 7.0 IP, 2 H, 1 R, 0 ER, 1 BB)
- Ranked 3rd among Triple-A East pitchers with 56 strikeouts prior to his promotion to Milwaukee
- Posted the 2nd-most strikeouts, tied for the 3rd-most wins, and made the 4th-most starts among Nashville pitchers
- Earned 1st Major League win on August 29 at Minnesota (5.0 IP, 3 H, 2 R, 2 ER, 4 K)
- Notched 1st Major League save on September 12 at Cleveland (3.0 IP, 1 H, 0 R, 5 K)
- Made 2 relief appearances for Milwaukee in the NLDS vs. Atlanta (2.2 IP, 5 H, 2 R, 2 ER, 3 K)
- Earned wins in back-to-back starts on May 23 vs. Gwinnett (5.0 IP, 1 H, 0 R, 6 K) and on May 29 at Columbus (5.2 IP, 5 H, 3 R, 2 ER, 9 K)
- Struck out 11 batters for the 2nd time in 2021 on August 5 vs. Toledo in a no-decision (6.0 IP, 1 H, 0 R, 1 BB)
- Finished 3-1 with a 1.64 ERA (33.0 IP/6 ER) in 10 road games (6 starts) with Nashville

2020

- Spent the season at the Milwaukee Brewers Alternate Training Site in Appleton, Wisconsin
- Was added to the 60-man Player Pool roster on August 25
- Entered the 2020 season as the 6th-best prospect in the organization according to Baseball America

2019

- Went 5-10 with a 3.50 ERA in 24 games (23 starts) with Advanced-A Carolina (13) and Single-A Wisconsin (11)...126.0 IP, 101 H, 60 R, 49 ER, 60 BB, 125 K
- Named the Milwaukee Brewers Minor League Pitcher of the Year
- Named a MiLB.com Organization All-Star (Milwaukee)
- Named a Midwest League Mid-Season All-Star
- Named Brewers Minor League Pitcher of the Month for May...2-1, 2.37 ERA, 30.1 IP, 22 H, 11 R, 8 ER, 8 BB, 36 K
- Logged 10 quality starts and 11 starts of 6+ innings
- Was leading the Midwest League in strikeouts with 80 prior to being promoted to Carolina on June 8
- Threw the only complete game of his career on April 17 at Beloit and struck out a career-high 13...L, 8.0 IP, 7 H, 4 R, 4 ER, 5 BB, 13 K
- Tossed 5 no-hit innings on April 23 v. Cedar Rapids...W, 5 IP, 0 H, 0 R, 3 BB, 10 K
- Limited hitters to a .222 batting average

2018

- Went 2-3 with a 3.59 ERA in 13 games (10 starts) with Single-A Wisconsin and Rookie-Level Helena...57.2 IP, 58 H, 24 R, 23 ER, 17 BB, 66 K
- Named Pioneer League Pitcher of the Week for July 16-22...1-0, 0.00 ERA, 7.0 IP, 2 H, 0 R, 1 BB, 4 K
- Logged 4 quality starts
- Had back-to-back no-run performance on July 21 v. Ogden (7 IP) and July 29 v. Kane County (6 IP)

10+ STRIKEOUT GAMES

- 13 – 4/17/19 w/ Wisconsin at Beloit
- 12 – 5/30/22 (G2) w/ Milwaukee at Chicago-NL
- 12 – 8/24/18 w/ Wisconsin at Clinton
- 11 – 8/5/21 w/ Nashville vs. Toledo
- 11 – 6/4/21 w/ Nashville at Charlotte
- 11 – 5/16/19 w/ Wisconsin at Burlington
- 10 – 4/23/19 w/ Wisconsin vs. Cedar Rapids
- 10 – 8/19/18 w/ Wisconsin vs. Cedar Rapids

Aaron Ashby continued on page 31

Aaron Ashby Continued

SINGLE-GAME CAREER BESTS

Innings: 8.0 - 4/17/19 w/ Wisconsin at Beloit

Strikeouts: 13 - 4/17/19 w/ Wisconsin at Beloit

10+ K Games: 8, Last - 5/30/22 (Game 2) w/ Milwaukee at Chicago-NL

Walks: 5 (6x), Last - 8/6/22 w/ Milwaukee vs. Cincinnati

Shutouts: None

Complete Games: 1 - 4/17/19 w/ Wisconsin at Beloit (L, 8.0 IP)


Hits: 13 - 6/10/22 w/ Milwaukee at Washington

Runs: 7 (3x), Last - 7/3/21 w/ Nashville vs. Louisville

HR: 2 (3x), Last - 8/14/22 w/ Milwaukee at St. Louis

Winning Streak: 3 Games (2x), Last - 8/29 - 9/17/21 w/ Milwaukee


Losing Streak: 7 Games - 7/17/22 - 9/21/23 w/ Milwaukee, Wisconsin, Biloxi and Nashville



ASHBY



TYLER BLACK • INF



BATS: Left **THROWS:** Right **HEIGHT:** 6-1 **WEIGHT:** 200
BORN: July 26, 2000 in Toronto, ON, Canada
RESIDES: Toronto, ON, Canada
OPENING DAY AGE: 23 **MLB SERVICE:** 0.000
ACQUIRED: Selected by Milwaukee in the 1st round
 (Competitive Balance Round A, 33rd overall) of the 2021
 First-Year Player Draft

PERSONAL

- Tyler Alexander Black
- 4th professional season; all with Milwaukee
- Signed by Brewers scout Jeff Simpson

DID YOU KNOW?

- Was teammates in college with Marlins outfielder Peyton Burdick in 2019
- Is a Toronto Maple Leafs and Raptors fan
- Enters the season as the 46th-best prospect in baseball and 4th-best in the organization per MLB Pipeline
- Enters the season as the 70th-best prospect in baseball and the 4th-best in the organization per *Baseball America*

HIGH SCHOOL/COLLEGE

- Graduated from St. Andrews College (Canada)
- Named Team MVP two seasons at St. Andrews... also played three years of football and hockey
- Competed in the 2016 Canada Cup for Team Ontario and played two years at Tournament 12 which invites the top 160 players in Canada
- Attended Wright State University from 2019-21
- Hit .383 with 14 doubles, a triple and 13 home runs in 2021...named to the Knoxville All-Regional Team, East-ABCA/Rawlings' All-Region First Team, D1 Baseball Top 100 Hitters (No. 7) and Horizon League First Team after the season*
- Earned Horizon League Freshman of the Year and First Team honors in 2019

CAREER STATISTICS

YEAR	CLUB	AVG	G	AB	R	H	2B	3B	HR	RBI	BB	SO	SB	CS	OBP	SLG
2021	ACL Brewers	.500	3	6	4	3	0	0	1	2	6	2	2	0	.750	1.000
	Carolina	.222	23	81	11	18	4	0	0	6	20	29	3	2	.388	.272
2022	Wisconsin	.281	64	231	45	65	13	4	4	35	45	44	13	6	.406	.424
	Biloxi	.273	84	308	70	84	16	8	14	48	61	77	47	9	.411	.513
2023	Nashville	.310	39	142	35	44	9	4	4	25	27	23	8	3	.428	.514
Minor League Totals		.279	213	768	165	214	42	16	23	116	159	175	73	20	.415	.465

2023

- Played in 123 games with Double-A Biloxi (84) and Nashville (39)...hit .284 (128-for-450) with 105 runs, 25 doubles, 12 triple, 18 home runs, 73 RBI, 88 walks and 55 stolen bases
- Named a MiLB.com Organization All-Star (Milwaukee) and Southern League Postseason All-Star
- Earned Milwaukee Brewers Minor League Co-Player of the Year honors (with Jackson Chourio)
- Led MiLB with 12 triples and ranked seventh in runs scored
- One of three minor leaguers with at least 18 homers, 25 doubles and 55 steals (also Jonatan Clase with High-A Everett and Double-A Arkansas and Ryan Bliss with Triple-A Reno and Tacoma)
- Led Brewers minor leaguers in slugging (.513), OPS (.930), triples, runs, stolen bases and extra-base hits (55)...ranked among Brewers minor league leaders in on-base percentage (2nd, .417), hits (2nd), walks (2nd) and total bases (2nd, 231)
- Began season with Biloxi...made Triple-A debut on August 6
- Led Southern League in on-base percentage, triples and stolen bases at time of promotion to Nashville
- From August 6-end of season, ranked among International League leaders in triples (1-1st), runs (1-4th), on-base percentage (6th), batting (10th), OPS (10th) and hits (10th)
- Hit .413 (26-for-63) with 14 RBI, 13 walks and 10 extra-base hits over 18 games in September...was the third-highest batting average by a Sounds hitter in a single month since 1998 (minimum 75 PA)
- Totaled 30 multi-hit, 21 multi-RBI and 14 multi-stolen base games
- Batted .218 (19-for-87) through first 23 games with Nashville...hit .455 (25-for-55) over final 16 games of season
- Finished season on a 14-game hitting streak...hit .453 (24-for-53) with 16 runs, nine extra-base hits and 11 RBI during the streak
- Went 10-for-18 (.556) in final series vs. Jacksonville
- Entered the season as the eight-best prospect in the organization per *Baseball America*...also named best strike-zone discipline in the organization by *Baseball America* before the season

2022

- Played in 64 games with Single-A Wisconsin...hit .281 (65-for-231) with 45 runs, 13 doubles, 4 triples, 4 home runs, 35 RBI, 45 walks and 13 stolen bases

Tyler Black continued on page 33



Tyler Black Continued

- Named a MiLB.com Organization All-Star (Milwaukee)
- Earned Milwaukee Brewers Minor League Co-Player of the Year honors (with Jackson Chourio)
- Placed on injured list on July 18 and missed rest of the regular season
- Ranked among Midwest League leaders in on-base percentage (2nd), batting (6th), OPS (7th, .830) and walks (1-7th) when placed on injured list
- Finished with 19 multi-hit and eight multi-RBI games
- Had two 4-hit games on June 21 vs. Quad Cities and July 2 vs. Cedar Rapids
- Despite going 0-for-3, stole four bases and scored two runs in Wisconsin's 6-3 win over Fort Wayne on May 7
- Played for Glendale in the Arizona Fall League after the season...hit .279 (17-for-61) with 14 runs and 10 RBI in 17 games
- Entered the season as the No. 5 prospect in the Brewers organization by *Baseball America*

2021


- Played in 26 games with Single-A Carolina (23) and Arizona Complex League Brewers Blue (3)...hit .241 (21-for-87) with 15 runs, 4 doubles, 1 home run, 8 RBI, 26 walks and 5 stolen bases
- Made professional debut on August 19 at ACL White Sox
- Went 4-for-5 with 2 stolen bases in season finale on September 19 at Fayetteville

SINGLE-GAME CAREER BESTS

Hits: 4 (5x), Last - 7/18/23 w/ Biloxi at Montgomery
RBI: 4 (2x), Last - 5/12/22 w/ Wisconsin at Quad Cities
Runs: 4 (2x), Last - 5/21/23 w/ Biloxi at Chattanooga
HR: 1 (23x), Last - 9/17/23 w/ Nashville at Charlotte
GS: None
K: 3 (9x), Last - 8/1/23 w/ Biloxi at Pensacola
BB: 4 - 9/3/21 w/ Carolina vs. Delmarva
SB: 4 - 5/7/22 w/ Wisconsin vs. Fort Wayne
Hit Streak: 14 Games - 9/7 - 9/24/23 w/ Nashville (Active)



NOLAN BLACKWOOD • RHP



BATS: Right **THROWS:** Right **HEIGHT:** 6-5 **WEIGHT:** 200
BORN: March 16, 1995 in Memphis, TN
RESIDES: Hernando, MS
OPENING DAY AGE: 29 **MLB SERVICE:** 0.000
ACQUIRED: Signed by Milwaukee as a free agent on February 23, 2024

PERSONAL

- Nolan Wallace Blackwood
- 8th professional season; 1st with Milwaukee
- Originally selected by Oakland in the 14th round of the 2016 First-Year Player Draft
- Signed by Kecey Mucker

DID YOU KNOW?

- Developed side-arm delivery in high school after his elbow was hurting
- Previously signed to play with Villahermosa in the Mexican League before signing with the Brewers

HIGH SCHOOL/COLLEGE

- Graduated from Southaven High School (MS)
- Helped lead Chargers to a state championship his senior year...allowed just one run in 49.2 innings
- Attended University of Memphis
- Named First Team American Athletic Conference in 2015
- Set a program record with 31 appearances in a season as a freshman
- Added another Tiger record with 14 saves in his sophomore campaign
- Finished with a 7-8 record with a 2.32 ERA in 116.1 innings with Memphis
- Played for the Hyannis Harbor Hawks of the Cape Cod League in 2015

CAREER STATISTICS

YEAR	CLUB	W-L	ERA	G	GS	CG	SH	SV	IP	H	R	ER	HR	HB	BB	SO	WP
2016	Vermont	0-0	2.84	5	0	0	0	4	6.1	6	3	2	0	1	1	5	0
	Beloit	2-2	4.05	13	0	0	0	2	20.0	21	9	9	1	0	5	20	0
2017	Stockton	1-5	3.00	44	0	0	0	19	57.0	42	25	19	2	4	18	48	2
2018	Midland	6-3	4.08	39	0	0	0	9	53.0	60	31	24	3	3	16	48	4
	Eric	0-1	4.50	6	0	0	0	0	8.0	7	4	4	2	0	3	7	0
2019	Eric	6-4	1.76	41	0	0	0	4	66.1	49	21	13	3	2	26	61	6
	Toledo	0-0	21.00	3	0	0	0	0	3.0	6	7	7	1	0	4	3	2
2021	Toledo	5-0	4.92	37	2	0	0	1	60.1	62	40	33	5	2	23	51	4
2022	Toledo	2-1	3.81	44	0	0	0	0	49.2	50	23	21	9	2	19	38	2
2023	Tacoma	3-4	4.75	36	0	0	0	0	47.1	49	29	25	1	1	19	35	1
Minor League Totals		25-20	3.81	268	2	0	0	39	371.0	352	192	157	27	15	134	316	21

2023

- Went 3-4 with a 4.75 ERA in 36 games (no starts) with Triple-A Tacoma...47.1 IP, 49 H, 29 R, 25 ER, 19 BB, 35 K
- Half of appearances (18 of 36) were 1.0+ scoreless innings
- Allowed just one home run on the season (Elehuris Montero, at Albuquerque on May 16)
- Placed on the development list on July 27 but returned on August 4...returned to development list on August 12 and was released on August 20
- Signed a minor league deal with Seattle on March 30
- Initially signed a minor league deal with Minnesota on February 3, but was released on March 24

2022

- Went 2-1 with a 3.81 ERA in 44 games (no starts) with Triple-A Toledo...49.2 IP, 50 H, 23 R, 21 ER, 19 BB, 38 K
- Tied for the fourth-most appearances among Toledo pitchers...also had the ninth-most innings pitched
- Did not allow a run through first 10 appearances (10.2 IP, 5 H, 8 BB, 13 K) or final seven appearances of season (8.1 IP, 4 H, 3 BB, 5 K)
- Allowed multiple home runs for first time in career on May 22 at Indianapolis...followed up by allowing two homers on July 23 vs. Columbus
- Had a 2.25 ERA (28.0 IP/7 ER) in 20 home appearances, but 5.82 ERA (21.2 IP/14 ER) in 24 appearances
- Held right-handed batters to a .216 average (27-for-125)

2021

- Went 5-0 with a 4.92 ERA in 37 games (2 starts) with Triple-A Toledo...60.1 IP, 62 H, 40 R, 33 ER, 23 BB, 51 K, 1 SV

Nolan Blackwood continued on page 35

Nolan Blackwood Continued

- Made first start in professional career on August 8 at Nashville (ND, 3.0 IP, 4 H, 2 R, 2 ER, 2 BB, 0 K)... also made spot start on September 1 (Game 2) at Omaha (ND, 3.0 IP, 4 H, 3 R, 2 ER, 2 BB, 3 K)
- Worked 3.0 innings on seven occasions
- Struck out side on July 13 vs. Iowa

2020

- Did not play in affiliated baseball due to COVID-19 pandemic
- Assigned to Tigers Alternate Training Site on July 13 and spent the season there

2019

- Went 6-4 with a 1.76 ERA in 41 games (no starts) with Double-A Erie...66.1 IP, 49 H, 21 R, 13 ER, 26 BB, 61 K, 4 SV
- Made three appearances with Triple-A Toledo in early May...allowed seven runs (all earned) in 3.0 innings (6 H, 4 BB, 3 K)
- Had the fourth-lowest ERA among relievers with 40+ appearances in Double-A

2018

- Went 8-3 with a 4.08 ERA in 39 games (no starts) with Double-A Midland...53.0 IP, 60 H, 31 R, 24 ER, 16 BB, 48 K, 9 SV
- Named a Texas League Midseason All-Star...was 1-0 with a 2.30 ERA (31.1 IP/8 ER) in 23 appearances before the All-Star break
- Traded to Detroit from Oakland to complete the deal for RHP Mike Fiers on August 18

2017

- Went 1-5 with a 3.00 ERA in 44 games (no starts) with Advanced-A Stockton...57.0 IP, 42 H, 25 R, 19 ER, 18 BB, 48 K, 9 SV
- Made an appearance with the Ports on September 8 and three scoreless outings with Double-A Midland in the postseason

2016

- Went 2-2 with a 3.76 ERA in 18 games (no starts) with Single-A Beloit (13) and Short-Season Vermont (5)...26.1 IP, 27 H, 12 R, 11 ER, 6 BB, 25 K, 6 SV
- Tossed 1.2 scoreless innings in relief in professional debut on June 29 (Game 1) vs. Aberdeen

SINGLE-GAME CAREER BESTS

Innings: 3.0 (14x), Last - 7/25/23 w/ Tacoma vs. Salt Lake

Strikeouts: 7 - 7/12/19 w/ Erie vs. Altoona

10+ K Games: None

Walks: 3 (4x), Last - 4/18/23 w/ Tacoma vs. El Paso

Shutouts: None

Complete Games: None

Hits: 8 - 6/20/18 w/ Midland vs. Frisco

Runs: 7 - 6/20/18 w/ Midland vs. Frisco


HR: 2 (2x), Last - 7/23/22 w/ Toledo vs. Columbus

Winning Streak: 7 Games - 8/20/19 - 4/21/22 w/ Erie and Toledo

Losing Streak: 5 Games - 4/26 - 8/26/17 w/ Stockton



J.B. BUKAUSKAS • RHP



BATS: Right **THROWS:** Right **HEIGHT:** 6-0 **WEIGHT:** 208
BORN: October 11, 1996 in Ashburn, VA
RESIDES: Cave Creek, AZ
OPENING DAY AGE: 27 **MLB SERVICE:** 1.086
ACQUIRED: Claimed by Milwaukee off waivers from Seattle on April 18, 2023

PERSONAL

- Jacob Allen Bukauskas
- 7th professional season; 2nd with Milwaukee
- Selected by Houston in the first round (15th pick) of the 2017 First-Year Player Draft
- Signed by Astros scout Tim Bittner
- Originally drafted by Arizona in the 20th round of the 2014 First-Year Player Draft but did not sign (told all 30 MLB teams not to draft him in 2014)

DID YOU KNOW?

- Married and wife's name is Sydney
- Was roommates with and played alongside Diamondbacks pitcher Zac Gallen in 2015-16...also roomed with Gallen during 2020 spring training
- Shares a hometown with fellow Brewers pitcher Taylor Clarke
- Father, Ken, founded Diamond Elite, a baseball and softball academy in Loudoun County, Virginia
- Last name is pronounced buh-COW-skus

HIGH SCHOOL/COLLEGE

- Graduated from Stone Bridge High School in 2014
- Went 21-3 with a 0.88 ERA in his three-year high school career
- Threw a no-hitter in his first high school outing
- Went 7-0 without allowing an earned run his final high school season
- Graduated early to reclassify as the Class of 2014 at the request of the Tar Heel coaching staff
- Attended the University of North Carolina
- Went 21-6 with a 3.18 ERA and 294 strikeouts in his three-season collegiate career
- Helped lead the Tar Heels to the NCAA Tournament in 2017...went 9-1 with a 2.53 ERA and 116 strikeouts in 15 starts
- Named ACC Pitcher of the year and First Team All-American by *Baseball America* and *Collegiate Baseball* in 2017...was a finalist for the Golden Spikes Award and Dick Howser Trophy

CAREER STATISTICS

YEAR	CLUB	W-L	ERA	G	GS	CG	SH	SV	IP	H	R	ER	HR	HB	BB	SO	WP
2017	GCL Astros	0-0	0.00	1	1	0	0	0	4.0	3	0	0	0	0	1	3	1
	Tri-City	0-0	4.50	2	2	0	0	0	6.0	4	3	3	0	0	4	6	2
2018	GCL Astros	0-0	10.80	1	1	0	0	0	1.2	5	2	2	0	0	0	2	1
	Tri-City	0-0	0.00	3	3	0	0	0	8.1	8	0	0	0	0	2	9	0
	Quad Cities	1-2	4.20	4	4	0	0	0	15.0	15	7	7	0	1	7	21	1
	Buies Creek	3-0	1.81	5	5	0	0	0	28.0	13	5	5	1	0	13	31	4
2019	Corpus Christi	0-0	0.00	1	1	0	0	0	6.0	1	0	0	0	0	2	8	0
	Corpus Christi	2-4	5.25	20	14	0	0	1	85.2	81	57	50	8	1	54	98	8
2021	Jackson	0-1	7.71	2	2	0	0	0	7.0	10	6	6	0	1	5	11	1
	Reno	0-2	4.26	13	0	0	0	1	12.2	9	6	6	1	1	4	16	0
2022	ARIZONA	2-2	7.79	21	0	0	0	0	17.1	24	19	15	4	0	7	14	0
	ACL D-Backs Black	0-0	0.00	1	1	0	0	0	1.0	0	0	0	0	0	0	1	0
	ACL D-Backs Red	0-0	0.00	1	0	0	0	0	1.0	1	0	0	0	0	0	2	0
	Reno	0-1	2.66	21	0	0	0	1	20.1	21	6	6	1	2	4	19	0
2023	Tacoma	0-0	7.94	4	0	0	0	0	5.2	8	7	5	1	0	3	7	1
	Nashville	5-2	2.92	32	0	0	0	6	37.0	35	19	12	2	1	10	42	1
	SEATTLE	0-0	9.00	1	0	0	0	0	1.0	2	2	1	0	0	2	1	1
	MILWAUKEE	0-0	0.00	5	0	0	0	0	6.0	4	0	0	0	1	1	6	0
Major League Totals		2-2	5.92	27	0	0	0	0	24.1	30	21	16	4	1	10	21	1
Minor League Totals		11-12	3.84	111	34	0	0	9	239.1	214	118	102	14	7	109	276	20

2023

- Went 0-0 with a 1.29 ERA in 6 games with Milwaukee (5) and Seattle (1)...7.0 IP; 6 H, 2 R, 1 ER, 3 BB, 7 K
- Went 5-2 with a 3.59 ERA in 36 games (no starts) with Nashville (32) and Triple-A Tacoma (4)...42.2 IP, 43 H, 26 R, 17 ER, 13 BB, 49 K
- Began season with Tacoma before having contract selected on April 9...made only appearance with Seattle that day at Cleveland (1.0 IP, 2 H, 2 R, 1 ER, 2 BB, K)...optioned back to Tacoma on April 10
- Designated for assignment by Seattle on April 14 and claimed by Milwaukee on April 18
- Had four stints with the Brewers throughout the season (5/16-5/20, 7/1-7/5, 8/28-9/2 & 9/20-9/25)
- Placed on Milwaukee's injured list from May 17-June 12 (cervical strain) and September 25-October 5 (right finger tendon injury)
- Ranked among Sounds relievers in saves (2nd), holds (1-2nd) and appearances (6th)
- Earned win in first appearance, tossing scoreless ninth in Sounds debut

J.B. Bukauskas continued on page 37

J.B. Bukauskas Continued

- Had 18 scoreless appearances of 1.0+ innings with Nashville
- Made Brewers debut on July 3 vs. Chicago-NL and tossed a scoreless 7th inning...added a scoreless 9th to help force extras the next day against the Cubs...optioned back to Nashville on July 5
- Returned to Milwaukee bullpen in late September...logged three more scoreless appearances (9/20 & 9/21 at St. Louis, 9/24 at Miami)
- Held opponents to a .197 average on the road with Nashville, but had a higher ERA (3.18) than in home games (2.70)
- Designated for assignment by Arizona on January 11 and claimed off waivers by Seattle on January 17

2022

- Went 0-1 with a 2.66 ERA in 21 games (no starts) with Triple-A Reno...20.1 IP, 21 H, 6 R, 6 ER, 4 BB, 19 K
- Placed on Diamondbacks 60-day injured list with a grade 2 teres major muscle strain on March 23
- Sent on rehab appearance to ACL D-Backs Black on June 25 and made two appearances (1 start) between the pair of Arizona Complex League Diamondback teams...2.0 IP, 1 H, 0 R, 0 BB, 3 K
- Rehab assignment moved to Reno on July 2...made 6 scoreless appearances before being optioned on July 20
- Had 15 scoreless appearances of 1.0+ innings with Reno
- Picked up only save of season on August 2 at Las Vegas (1.0 IP, 1 H, 0 R, 0 BB, 0 K)
- Did not allow a run in nine outings (11.1 IP) on the road with Reno (9 H, 2 BB, 7 K)
- Allowed 9th inning 3-run home run to Durham's Tristan Gray in Triple-A Championship Game on October 2
- Made one appearance with Salt River of the Arizona Fall League (1.1 IP, 4 H, 3 R, 2 ER, 0 BB, 2 K)

2021

- Went 2-2 with a 7.79 ERA in 21 games (no starts) with Arizona...17.1 IP, 24 H, 19 R, 15 ER, 7 BB, 14 K
- Went 0-2 with a 4.26 ERA in 13 games (no starts) with Triple-A Reno...12.2 IP, 9 H, 6 R, 6 ER, 4 BB, 16 K
- Made Major League debut on April 20 at Cincinnati and earned win...retired Nick Senzel with a flyout for only batter faced...became first pitcher since June 2, 2015 (Game 2) to earn win with one batter faced in Major League debut (Josh Ravin, Dodgers at Colorado)
- Spent May 15-June 30 on Arizona's 10-day injured list with strained right elbow flexor
- Earned first save in Diamondbacks organization on August 20 (Game 2) at Salt Lake
- Entered season as the No. 17 prospect in the Diamondbacks organization by MLB Pipeline and the No. 26 prospect by *Baseball America*...also rated Best Change-up in Arizona organization by *Baseball America*
- Did not allow an earned run in 8 appearances (7.2 IP) during spring training

2020

- Did not play in affiliated baseball due to COVID-19 pandemic
- Entered season as the No. 10 prospect in the Diamondbacks organization by *Baseball America* and the No. 12 prospect by MLB Pipeline...also rated Best Slider in Arizona organization by *Baseball America*

2019

- Went 2-5 with a 5.44 ERA in 22 games (16 starts) with Corpus Christi (20) and Jackson (2)...92.2 IP, 91 H, 63 R, 56 ER, 59 BB, 109 K
- Earned first save of professional career with 4.0 scoreless innings on May 1 at Northwest Arkansas
- Selected to the Futures Game as part of MLB All-Star Week but did not pitch
- Traded from Houston to Arizona with RHP Corbin Martin, INF Seth Beer and INF/OF Josh Rojas for RHP Zack Greinke and cash considerations on July 31
- Placed on injured list on August 14 and missed rest of the season due to right elbow inflammation
- Entered season as the No. 6 prospect in the Astros organization by *Baseball America* and the No. 8 prospect by MLB Pipeline...also rated Best Slider in Houston organization by *Baseball America*

2018

- Went 4-2 with a 2.14 ERA in 14 games (all starts) with GCL Astros (1), Tri-City (3), Quad Cities (4), Buies Creek (5) and Corpus Christi (1)...59.0 IP, 42 H, 14 R, 14 ER, 24 BB, 71 K
- Named Carolina League Pitcher of the Week for August 13-19...pitched held Winston-Salem to one hit over 7.0 scoreless innings with a walk and 5 strikeouts in only start of week on August 15
- Placed on Quad Cities' injured list on April 26 with strained left oblique...activated on July 20 after rehab assignments with GCL Astros and Tri-City
- Tossed 6.0 scoreless innings in Double-A debut on September 1 at San Antonio (1 H, 2 BB, 8 K)
- Took no decision after 6.0 one-run innings in Texas League playoffs on September 8 at San Antonio
- Entered season as the No. 3 prospect in the Astros organization by MLB Pipeline and the No. 4 prospect by *Baseball America*

2017

- Went 0-0 with a 2.70 ERA in three starts...10.0 IP, 7 H, 3 R, 3 ER, 5 BB, 9 K
- Signed with Houston on July 7 and made professional debut on July 30 with GCL Astros

J.B. Bukauskas continued on page 38



J.B. Bukauskas continued
SINGLE-GAME CAREER BESTS

Innings: 7.0 - 8/15/18 w/ Buies Creek vs. Winston-Salem

Strikeouts: 10 - 8/12/19 w/ Corpus Christi at Arkansas

10+ K Games: 1 - 8/12/19 w/ Corpus Christi at Arkansas (10)

Walks: 5 (2x), Last - 7/29/19 w/ Corpus Christi at Springfield

Shutouts: None

Complete Games: None

Hits: 9 - 6/28/19 w/ Corpus Christi at Amarillo

Runs: 9 - 4/8/19 w/ Corpus Christi at Frisco

HR: 2 - 6/28/19 w/ Corpus Christi at Amarillo

Winning Streak: 4 Games - 7/21 - 8/26/18 w/ Quad Cities and Buies Creek

Losing Streak: 4 Games - 4/8 - 7/3/19 w/ Corpus Christi

BUKAUSKAS



VINNY CAPRA • INF



BATS: Right **THROWS:** Right **HEIGHT:** 5-9 **WEIGHT:** 180
BORN: July 7, 1996 in Melbourne, FL
RESIDES: Melbourne, FL
OPENING DAY AGE: 27 **MLB SERVICE:** 0.074
ACQUIRED: Claimed by Milwaukee off waivers from Pittsburgh on November 2, 2023

PERSONAL

- Vincent James Capra
- 6th professional season; 1st with Milwaukee
- Originally drafted by Toronto in the 20th round of the 2018 First-Year Player Draft

DID YOU KNOW?

- Older brother Nick played baseball collegiately at Eastern Florida State College and Florida Tech University
- Twin brother John played baseball collegiately at Florida A&M University
- Supporter and user of LV Lumber Bats Co., which is co-owned by Richmond alum Zach Kurtz and donates 25 percent of profits to fund pediatric cancer research and related causes

HIGH SCHOOL/COLLEGE

- Graduated from Melbourne Central Catholic High School (FL)
- Helped lead MCC to a 2013 FHSAA State Championship
- Attended Eastern Florida State College for two seasons
- Transferred to the University of Richmond and played in two seasons for the Spiders
- Named Atlantic 10 Conference Second Team and ABCA/Rawlings East Region First Team in 2018
- Led the Spiders in hits (66), average (.327), runs (40), home runs (5) and RBI (41) his senior year
- Played for the Walla Walla Sweets in the collegiate West Coast League in 2017

CAREER STATISTICS

YEAR	CLUB	AVG	G	AB	R	H	2B	3B	HR	RBI	BB	SO	SB	CS	OBP	SLG
2018	Vancouver	.235	39	132	15	31	10	1	2	18	21	33	8	2	.344	.371
	Lansing	.266	25	94	13	25	8	0	4	8	19	1	0	0	.324	.351
2019	New Hampshire	.229	110	388	53	89	20	1	3	33	33	83	15	4	.295	.309
	New Hampshire	.327	73	248	39	81	17	4	10	58	25	74	4	1	.396	.548
2022	Buffalo	.000	5	8	0	0	0	0	0	0	1	3	0	0	.200	.000
	FCL Blue Jays	.800	3	5	2	4	4	0	0	2	0	0	0	0	.875	1.600
	Dunedin	.386	3	13	2	5	5	0	0	1	0	3	0	0	.385	.769
	Buffalo	.283	52	191	31	54	6	1	5	28	29	29	5	2	.378	.403
2023	TORONTO	.200	8	5	2	1	0	0	0	0	2	1	0	0	.429	.200
	Buffalo	.167	17	54	6	9	3	0	0	5	14	13	1	1	.357	.222
	Indianapolis	.329	49	164	30	54	10	1	2	30	24	27	5	2	.395	.455
	PITTSBURGH	.167	9	18	3	3	1	0	0	1	2	5	0	0	.250	.222
Major League Totals		.174	17	23	5	4	1	0	0	1	4	6	0	0	.296	.217
Minor League Totals		.271	376	1297	191	352	83	8	22	177	157	284	39	11	.355	.399

2023

- Played in 9 games with Pittsburgh...hit .167 (3-for-18) with 3 runs, 1 double, 1 RBI and 2 walks
- Played in 66 games with Triple-A Indianapolis (49) and Triple-A Buffalo (17)...hit .289 (63-for-218) with 36 runs, 13 doubles, 1 triple, 2 home runs, 35 RBI, 38 walks and 6 stolen bases
- Acquired via trade by Pittsburgh in exchange from Toronto for C Tyler Heineman on April 30
- Had contract selected by Pittsburgh on August 1 and made Pirates debut at Milwaukee on August 3, playing third base
- Recorded first hit with Pittsburgh on August 21 vs. St. Louis, a pinch-hit single off his former Blue Jays teammate Casey Lawrence
- Optioned from Pittsburgh twice (August 5 and September 15)
- Hit .344 (11-for-32) with 7 runs and 5 RBI across final seven games of season with Indianapolis
- Boasted a .370/.464/.556 split in 24 road games with the Indians compared to a .289/.358/.325 split in 25 games at Victory Field

2022

- Played in 8 games with Toronto...hit .200 (1-for-5) with 2 runs and 2 walks
- Played in 52 games with Triple-A Buffalo...hit .283 (54-for-191) with 31 runs, 6 doubles, 1 triple, 5 home runs, 28 RBI, 29 walks, 29 strikeouts and 5 stolen bases
- Had contract selected on April 29 and made Major League debut starting in left field on May 1 vs. Houston
- Recorded first MLB hit on May 13 at Tampa Bay with a pinch-hit single in the eighth inning off Brooks Raley

Vinny Capra continued on page 40



Vinny Capra Continued

- Optioned on May 26 and would not return to Blue Jays roster
- Placed on the injured list on June 21 and played in six games (3 with FCL Blue Jays, 3 with Single-A Dunedin)...activated on August 2
- Returned to injured list on September 3...placed on 60-day injured list at the end of the season
- Played in 11 games with Estrellas de Oriente in the Dominican Winter League

2021

- Played in 78 games with Double-A New Hampshire (73) and Triple-A Buffalo (5)...hit .316 (81-for-256) with 39 runs, 17 doubles, 4 triples, 10 home runs, 58 RBI and 26 walks
- Named Double-A East Player of the Week for July 4-10 after hitting .308 (8-for-26) with 6 RBI
- Totaled 20 hits (20-for-47) with 9 runs, 4 home runs and 10 RBI across 12 games in June
- Promoted to Buffalo and made Triple-A debut on July 24 vs. Syracuse...returned to New Hampshire after going 0-for-8 through five games
- Appeared in six different positions with Fisher Cats (42 G at 3B, 14 at SS, 10 in LF, 7 at DH)...also pitched 0.1 inning on May 9 at Portland and caught an inning on June 26 at Bowie

2020

- Did not play in affiliated baseball due to COVID-19 pandemic...trained on his own at Eastern Florida State College

2019

- Played in 110 games with Double-A New Hampshire...hit .229 (89-for-388) with 53 runs, 20 doubles, 1 triple, 3 home runs, 33 RBI, 33 walks and 15 stolen bases
- Tied for the team lead in stolen bases with Joshua Palacios and ranked second on team in runs scored

2018

- Played in 64 games with Short-Season Vancouver (39) and Single-A Lansing (25)...hit .248 (56-for-226) with 28 runs, 18 doubles, 1 triple, 2 home runs, 22 RBI, 29 walks and 9 stolen bases
- Made professional debut on June 16 at Eugene and recorded first hit the next night against the Emeralds
- Walked three times and stole two bases on June 19 at Eugene

SINGLE-GAME CAREER BESTS

Hits: 4 (5x), Last - 7/16/23 w/ Indianapolis at Omaha
RBI: 5 (2x), Last - 7/13/21 w/ New Hampshire at Hartford
Runs: 3 (3x), Last - 6/19/21 w/ New Hampshire vs. Hartford
HR: 2 (2x), Last - 7/14/21 w/ New Hampshire at Hartford
GS: 1 - 8/28/21 w/ New Hampshire vs. Binghamton
K: 3 (9x), Last - 5/11/23 w/ Indianapolis at St. Paul
BB: 3 (5x), Last - 6/30/23 w/ Indianapolis at Louisville
SB: 2 - 6/19/18 w/ Vancouver at Eugene
Hit Streak: 10 Games - 5/29 - 6/25/21 w/ New Hampshire

SOUND BITES - IT'S A CYCLE

Outfielder Tike Redman became the first Nashville Sounds player in the club's history to hit for the cycle, accomplishing the feat in 2001.

On June 30 at Tucson in a 6-5 defeat, the Sounds' leadoff hitter grounded out to second to open the game, singled to shortstop in the fourth inning, homered to right in the sixth, doubled down the right-field line in the seventh, then completed the feat with a one-out triple during the Sounds' 9th.


Catcher J.R. House joined Redman in the Nashville cycling club when he accomplished the feat on May 21, 2004 at Sacramento to lead the Sounds to an 8-7 win.

The backstop ripped an RBI double in the first, singled in the third, belted his eighth home run of the year in the fifth (off Sacramento starter Joe Blanton), and completed the feat with a go-ahead, two-out RBI triple on a 3-2 pitch in the top of the seventh inning that gave Nashville a lead that would last the remainder of the game.

Outfielder Caleb Gindl became the third member of the Sounds' cycle club on July 10, 2011, when he accomplished the feat at Albuquerque during a 9-5 Nashville victory.

The right fielder ripped a triple in the second, homered in the third, doubled in the eighth and completed the feat with a single in the ninth.

HAROLD CHIRINO • RHP



BATS: Right **THROWS:** Right **HEIGHT:** 6-1 **WEIGHT:** 214
BORN: January 12, 1998 in Pueblo Nuevo, Venezuela
RESIDES: Pueblo Nuevo, Venezuela
OPENING DAY AGE: 26 **MLB SERVICE:** 0.000
ACQUIRED: Signed by Milwaukee as a non-drafted free agent on November 11, 2015

PERSONAL

- Harold José Gregorio Chirino Yépez
- 8th professional season; all with Milwaukee
- Signed by Reinaldo Hidalgo

DID YOU KNOW?

- Has a son named Maximiliano
- Enjoys going to the beach and video games, particularly *Fortnite* and *Call of Duty*

CAREER STATISTICS

YEAR	CLUB	W-L	ERA	G	GS	CG	SH	SV	IP	H	R	ER	HR	HB	BB	SO	WP
2016	DSL Brewers	4-4	3.12	11	11	0	0	0	57.2	58	25	20	1	8	14	40	2
2017	Helena	1-6	6.94	16	11	0	0	0	46.2	54	39	36	6	6	29	44	7
2019	Rocky Mountain	0-0	0.00	3	0	0	0	0	6.0	2	1	0	0	0	3	6	2
	AZL Brewers	2-0	3.74	19	0	0	0	0	33.2	32	15	14	0	4	15	41	2
2021	Wisconsin	6-5	3.88	35	0	0	0	7	51.0	51	30	22	9	8	23	75	5
2022	Biloxi	3-3	3.29	44	0	0	0	3	52.0	44	24	19	4	9	25	50	2
2023	Biloxi	0-0	0.00	11	0	0	0	0	14.0	7	0	0	0	0	3	22	1
Minor League Totals		16-18	3.83	139	22	0	0	10	261.0	248	134	111	20	35	112	278	21

2023

- Went 0-0 with a 0.00 ERA in 11 games (no starts) with Double-A Biloxi...14.0 IP, 7 H, 0 R, 3 BB, 22 K
- Held the highest strikeout percentage (52%) of any Double-A pitcher (minimum 10 IP) on May 5
- Did not allow a run over first eight appearances before being placed on the injured list for the first time on May 4...returned on May 11
- Final appearance of season came on May 19 at Chattanooga (2.0 IP, 0 H, 3 K)...placed on 7-day injured list on May 24 and transferred to 60-day on July 15 with torn lateral muscle

2022

- Went 3-3 with a 3.29 ERA in 44 games (no starts) with Double-A Biloxi...52.0 IP, 44 H, 24 R, 19 ER, 25 BB, 50 K, 3 SV, 1.33 WHIP
- Ranked sixth in appearances in the Southern League (2nd on team)
- Held opponents to three runs over his first 16 appearances (22.2 IP)
- After allowing a run in first outing on April 8 at Pensacola, did not allow a run through next eight appearances (22.2 IP)
- Boasted a 0.93 ERA through seven appearances (9.2 IP) in April
- Limited right-handed batters to a .187 average (17-for-91)
- Totaled six scoreless outings of 2.0 IP and 32 scoreless appearances
- Placed on 7-day injured list on June 7...reinstated on June 21
- Allowed six runs (all earned) in loss on July 12 at Tennessee...recorded just one out

2021

- Went 6-5 with a 3.88 ERA in 35 games (no starts) with Single-A Wisconsin...51.0 IP, 51 H, 30 R, 22 ER, 23 BB, 75 K
- Finished the season with the 10th-most saves in High-A Central with seven
- Tied for the Timber Rattlers lead in wins (6) and ranked among team leaders in saves (2nd) and appearances (1-3rd)
- Struck out a season high five batters over 1.2 innings on August 3 at Beloit
- Held left-handed batters to a .208 average (20-for-96)
- Played for Caribes de Anzoátegui in the Venezuelan Winter League following season along with former Brewer Orlando Arcia's brother Oswaldo and Asdrubal Cabrera
- Pitched for Venezuela during the 2021 WBSC Olympic Qualifying Tournament

2020

- Did not play in affiliated baseball due to COVID-19 pandemic

Harold Chirino continued on page 42



Harold Chirino Continued

2019

- Went 2-0 with a 3.18 ERA in 22 games (no starts) with Rookie-Level AZL Brewers Blue (19) and Rookie-Level Rocky Mountain (3)...39.2 IP, 34 H, 16 R, 14 ER, 18 BB, 47 K
- Did not allow a run in three games with Rocky Mountain after being assigned to Vibes on August 27
- Ranked eighth in the Arizona League with 19 appearances

2018

- Did not play due to injury

2017

- Went 1-6 with a 6.94 ERA in 16 games (11 starts) with Rookie-Level Helena...46.2 IP, 54 H, 39 R, 36 ER, 29 BB, 44 K
- Began season as starter...made four-straight relief appearances from August 11-23 before returning to rotation on August 27
- Went 1-5 with a 7.43 ERA (36.1 IP/30 ER) as a starter and 0-1 with a 5.23 ERA (10.1 IP/6 ER) as a reliever
- Most recent professional start came on September 6 at Billings (L, 4.0 IP, 8 H, 5 R, 5 ER, 0 BB, 5 K)

2016

- Went 4-4 with a 3.12 ERA in 11 games (all starts) with Rookie-Level DSL Brewers...57.2 IP, 58 H, 25 R, 20 ER, 14 BB, 40 K
- Totaled four quality starts, including three in his last four outings
- Made professional debut on June 7 vs. DSL Nationals (5.0 IP, 6 H, 1 R, 1 ER, 6 K)

SINGLE-GAME CAREER BESTS

Innings: 8.0 (2x), Last - 8/23/16 w/ DSL Brewers at DSL Rockies

Strikeouts: 8 - 8/23/16 w/ DSL Brewers at DSL Rockies

10+ K Games: None

Walks: 7 - 6/20/17 w/ Helena vs. Great Falls

Shutouts: None

Complete Games: None

Hits: 8 (3x), Last - 9/6/17 w/ Helena at Billings

Runs: 8 - 8/2/16 w/ DSL Brewers at DSL Cardinals

HR: 2 (3x), Last - 9/10/21 w/ Wisconsin vs. Cedar Rapids

Winning Streak: 5 Games - 6/23/19 - 7/4/21 w/ AZL Brewers, Rocky Mountain and Wisconsin

Losing Streak: 5 Games - 7/16 - 9/6/17 w/ Helena

SOUND BITES - CAN I BORROW A PENCIL?

Below is a list of where the 2024 Nashville Sounds attended college before joining the professional ranks.

Aaron Ashby	Crowder Junior College
Tyler Black	Wright State University
J.B. Bukauskas	University of North Carolina at Chapel Hill
Vinny Capra	University of Richmond*
Taylor Clarke	Towson University%
Wes Clarke	University of South Carolina
Patrick Dorrian	Lynn University^
Oliver Dunn	University of Utah
Robert Gasser	University of Houston**
Brewer Hicklen	University of Alabama at Birmingham
Janson Junk	Seattle University
Jared Koenig	California State University, Monterey Bay#
Evan McKendry	University of Miami
Owen Miller	Illinois State University
Chad Patrick	Purdue University Northwest
Carlos F. Rodriguez	Florida Southwestern State Junior College
Chris Roller	McLennan Junior College
Darrell Thompson	Shenandoah University
Joey Wiemer	University of Cincinnati
Rob Zastryzny	University of Missouri

* - also attended Eastern Florida State College


% - also attended College of Charleston

^ - also attended Herkimer County Community College

** - also attended University of New Mexico and San Joaquin Delta College

- also attended Central Arizona College and Old Dominion University

TAYLOR CLARKE • RHP



BATS: Right **THROWS:** Right **HEIGHT:** 6-4 **WEIGHT:** 210
BORN: May 13, 1993 in Ashburn, VA
RESIDES: Phoenix, AZ
OPENING DAY AGE: 30 **MLB SERVICE:** 4.120
ACQUIRED: Acquired via trade by Milwaukee from Kansas City in exchange for RHP Ryan Brady and SS Cam Devanney on December 14, 2023

PERSONAL

- Taylor James Clarke
- 10th professional season; 1st with Milwaukee
- Originally selected by Arizona in the third round of the 2015 First-Year Player Draft
- Signed by George Swain

DID YOU KNOW?

- Married and wife's name is also Taylor... they share three children: twin boys, Bryce and Brody, and a daughter, Bayley
- Was born with right-side facial paralysis, a weakness of the muscles that can cause some of his speech to be slurred
- Shares a hometown with fellow Brewers reliever J.B. Bukauskas
- Nickname is Clarkey
- Grew up a Washington Nationals fan

HIGH SCHOOL/COLLEGE

- Graduated from Broad Run High School (VA)
- Named the 2011 District Player of the Year and All-State First Team selection
- Set a school record with a 23-4 record as a pitcher in high school career
- Also played basketball and golf in high school
- Fellow alums of Broad Run include comedian/actor Patton Oswalt and former New York Yankees pitcher Conor Mullee
- Attended Towson University from 2012-13
- Underwent Tommy John surgery in 2013 before Towson eliminated its baseball program
- Transferred to College of Charleston and attended from 2013-15
- Was a Louisville Slugger All-America, Colonial Athletic Association Pitcher of the Year and Golden Spikes Award semifinalist
- Managed 10 quality starts his redshirt sophomore season
- Went 13-1 with a 1.73 ERA (114.1 IP/22 ER) and 143 strikeouts as a redshirt junior in 2015 for the Cougars
- Majored in business with a marketing concentration at College of Charleston
- Was the highest drafted player ever out of College of Charleston

CAREER STATISTICS

YEAR	CLUB	W-L	ERA	G	GS	CG	SH	SV	IP	H	R	ER	HR	HB	BB	SO	WP
2015	Hillsboro	0-0	0.00	13	0	0	0	3	21.0	8	0	0	0	1	4	27	2
2016	Kane County	3-2	2.83	6	6	0	0	0	28.2	24	9	9	1	0	5	24	0
	Visalia	1-1	2.74	4	4	0	0	0	23.0	19	7	7	3	3	7	22	1
	Mobile	8-6	3.59	17	17	0	0	0	97.2	99	42	39	9	5	21	72	6
2017	Jackson	9-7	2.91	21	21	0	0	0	111.1	94	41	36	7	4	39	107	3
	Reno	3-2	4.81	6	6	0	0	0	33.2	29	18	18	8	1	13	31	1
2018	Reno	13-8	4.03	27	27	0	0	0	152.0	149	76	68	12	2	44	125	2
	Visalia	1-0	0.00	1	1	0	0	0	6.0	3	0	0	0	0	0	3	0
2019	Reno	3-1	6.63	8	8	0	0	0	36.2	41	27	27	6	1	17	28	4
	ARIZONA	5-5	5.31	23	15	0	0	1	84.2	86	55	50	23	6	30	68	3
	ARIZONA	3-0	4.36	12	5	0	0	0	43.1	35	23	21	8	0	21	40	0
2021	ACL D-Backs	0-1	87.50	1	1	0	0	0	0.2	2	5	5	0	0	2	1	0
	Reno	1-0	0.00	7	0	0	0	0	7.0	6	2	0	0	0	2	8	0
	ARIZONA	1-3	4.98	43	0	0	0	0	43.1	52	28	24	4	0	14	39	2
2022	Omaha	0-0	0.00	1	0	0	0	0	1.0	1	0	0	0	0	0	1	0
	KANSAS CITY	3-1	4.04	47	0	0	0	3	49.0	50	25	22	6	1	8	48	3
2023	KANSAS CITY	3-6	5.95	58	2	0	0	3	59.0	71	42	39	12	3	24	65	3
Major League Totals		15-15	5.03	183	22	0	0	7	279.1	294	173	156	53	10	97	260	11
Minor League Totals		42-28	3.63	112	91	0	0	3	518.2	475	227	209	46	17	154	449	19

2023

- Went 3-6 with a 5.95 ERA in 58 games (2 starts) with Kansas City...59.0 IP, 71 H, 42 R, 39 ER, 24 BB, 65 K, 3 SV
- Set a career high in appearances

Taylor Clarke continued on page 44



Taylor Clarke Continued

- Ranked among Royals qualified pitching leaders in appearances (2nd), wins (T-5th), strikeouts (7th) and innings (7th)
- Held right handed batters to a .245 average and .698 OPS
- Ranked in the 98th percentile in overall chase rate (34.9%) per MLB statcast
- Totalled 32 scoreless appearances of an inning or longer
- Registered a streak of 15 consecutive scoreless appearances from May 3-June 12 (16.0 IP, 11 H, 6 BB, 16 K)
- Placed on the 15-day injured list on August 4 (retroactive August 3) with right elbow inflammation...activated on August 18
- Recorded his 100th career appearance with Royals on September 15...also earned save in outing vs. Houston
- Recorded another save on next day vs. Houston and again on September 23 at Houston
- Used as opener on April 21 at Los Angeles-AL (2.0 IP, 0 H, 0 R, 0 BB, 1 K) and September 3 vs. Boston (1.0 IP, 0 H, 0 R, 0 BB, 1 K)

2022

- Went 3-1 with a 4.04 ERA in 47 games (no starts) with Kansas City...49.0 IP, 50 H, 25 R, 22 ER, 8 BB, 48 K, 3 SV
- Faced 91 consecutive batters without allowing a walk before issuing free pass to Vladimir Guerrero Jr. on June 7, ending a nine-pitch plate appearance...was the fourth-longest batters faced streak to begin a season in Royals history
- One of three pitchers to issue no more than eight walks while making at least 45 appearances (also Chris Martin and Joe Mantiply)
- Ranked 10th in strikeout to walk ratio (6.0) among qualified relievers
- Allowed just one earned run across eight appearances (8.0 IP) in April, but allowed 11 earned runs across 11 games in May (9.1 IP)
- Earned second-career MLB save on April 28 at Chicago-AL with a scoreless ninth...was the first player in MLB history to record each of his first two saves against each Chicago teams
- Made 10 consecutive scoreless appearances of 1.0 IP+ from June 28-July 16 (4 H, 10 K)
- Placed on the 15-day injured list with a left oblique strain on August 9 and remained on list on until September 29...returned to injured list on October 3
- Held a 2.81 ERA (25.2 IP/8 ER) in 25 away appearances, compared to a 5.40 ERA (23.1 IP/14 ER) in 22 games at Kauffman Stadium

2021

- Went 1-3 with a 4.58 ERA in 43 games (no starts) with Arizona...43.1 IP, 52 H, 28 R, 24 ER, 14 BB, 39 K
- Went 1-0 with a 0.00 ERA in seven games (no starts) with Triple-A Reno...7.0 IP, 6 H, 2 R, 0 ER, 2 BB, 8 K
- Ranked among Arizona pitching leaders in appearances (3rd), strikeouts (8th) and innings (10th)
- Recorded a strikeout in each of first 26 MLB career relief appearances, a new MLB record (besting Tyler Glasnow's previous tally of 24)...streak came to an end on May 4 at Miami
- Was first season as full-time reliever
- Placed on 10-day injured list on June 15 with a teres major muscle strain...made a rehab appearance with ACL D-Backs on July 27 and two with Reno on July 30 and August 2 before being reinstated August 5
- Optioned to Reno on September 6 after failing to record an out vs. Seattle on September 5 (1 H, 4 R, 3 ER, 2 BB)...finished season with the Aces

2020

- Went 3-0 with a 4.36 ERA in 12 games (5 starts) with Arizona...43.1 IP, 35 H, 23 R, 21 ER, 21 BB, 40 K
- Finished 1-0 with a 5.09 ERA (23.0 IP/13 ER) as a starter and 2-0 with a 3.54 ERA (20.1 IP/8 ER) as a reliever
- Became the first D-Backs pitcher to toss 3.0 perfect innings of relief on August 7 at San Diego since Patrick Corbin on September 15, 2016 vs. Los Angeles-NL (also 3.0 IP)
- Help left-handed hitters to a .185 average (12-for-65) compared to right-handed hitters having a .240 average (23-for-96)

2019

- Went 5-5 with a 5.31 ERA in 23 games (15 starts) with Arizona...84.2 IP, 86 H, 55 R, 50 ER, 30 BB, 68 K
- Went 3-1 with a 6.63 ERA in 8 games (all starts) with Triple-A Reno...36.2 IP, 41 H, 27 R, 27 ER, 17 BB, 28 K
- Earned 3.0-inning save in Major League debut on April 20 at Chicago-NL...recorded a hit (single off Randy Rosario) to become the first MLB player in history to record a hit and save in MLB debut
- Was the second player (Sammy Stewart w/ Baltimore in 1978) to record a win, loss and save across first three MLB appearances
- Became the second D-Backs pitcher to hit a home run in rookie season on May 30 at Colorado (also Micah Owings with 4 HR in 2007)
- Entered season as Arizona's 10th-best prospect by MLB Pipeline and 11th-best by *Baseball America*

Taylor Clarke continued on page 45

Taylor Clarke continued

2018

- Went 13-8 with a 4.03 ERA in 27 games (all starts) with Triple-A Reno...152.0 IP, 149 H, 76 R, 68 ER, 44 BB, 125 K, 1.27 WHIP
- Tied for the Pacific Coast League lead in wins (with Memphis' Daniel Hudson) and starts (with Las Vegas' Drew Gagnon)
- Also ranked among qualified league leaders in innings (3rd), WHIP (4th), opponent batting average (5th, .254) and ERA (8th)
- Totaled nine quality starts and five starts of 5.0 IP+ without allowing a run
- Entered season as Arizona's seventh-best prospect by MLB Pipeline and eighth-best by *Baseball America*

2017

- Went 12-9 with a 3.35 ERA in 27 games (all starts) with Double-A Jackson (21) and Triple-A Reno (6)...145.0 IP, 123 H, 59 R, 54 ER, 52 BB, 138 K
- Named a Southern League Mid-Season All-Star
- Made Triple-A debut vs. Nashville on August 4 and allowed a career-high four home runs in a loss (5.0 IP, 9 H, 8 R, 8 ER, 1 BB, 2 K)
- Held left-handed hitters to a .195 average (39-for-200) in Double-A
- Entered season as Arizona's fifth-best prospect by MLB Pipeline and seventh-best by *Baseball America*

2016

- Went 12-9 with a 3.31 ERA in 27 games (all starts) with Double-A Mobile (17) and Advanced-A Visalia (4)...149.1 IP, 142 H, 58 R, 55 ER, 33 BB, 118 K
- Named a MiLB Organization All-Star (Arizona)
- Entered season as Arizona's 12th-best prospect by MLB Pipeline and 14th-best by *Baseball America*

2015

- Went 0-0 with a 0.00 ERA in 13 games (no starts) with Short-Season Hillsboro...21.0 IP, 8 H, 0 R, 4 BB, 27 K, 0.57 WHIP, .114 BAA
- Helped lead Hops to a Northwest League title (2.0 IP, 2 H, 0 R, 1 BB, 3 K in postseason)

SINGLE-GAME CAREER BESTS

Hits: 4 - 9/10/22 w/ Biloxi vs. Mississippi
RBI: 6 (2x), Last - 8/2/23 w/ Biloxi at Pensacola
Runs: 3 (2x), Last - 9/7/23 w/ Biloxi at Birmingham
HR: 3 - 9/10/22 w/ Biloxi vs. Mississippi
GS: 3, Last - 8/2/23 w/ Biloxi at Pensacola
K: 3 (19x), Last - 9/2/23 w/ Biloxi at Tennessee
BB: 3 (5x), Last - 9/7/23 w/ Biloxi at Birmingham
SB: 1 (6x), Last - 7/28/23 w/ Biloxi vs. Birmingham
Hit Streak: 6 Games (3x), Last - 9/7 - 9/13/23 w/ Biloxi



WES CLARKE • C/INF



BATS: Right **THROWS:** Right **HEIGHT:** 6-2 **WEIGHT:** 247
BORN: October 13, 1999 in Richmond, VA
RESIDES: Forest, VA
OPENING DAY AGE: 24 **MLB SERVICE:** 0.000
ACQUIRED: Selected by Milwaukee in the 10th round of the 2021 First-Year Player Draft

PERSONAL

- David Wesley Clarke Jr.
- 4th professional season; all with Milwaukee
- Signed by Taylor Frederick
- Originally selected in the 40th round of the 2018 MLB First-Year Player Draft by Milwaukee but did not sign

DID YOU KNOW?

- Sister, Madi Clarke, played softball at Liberty University
- Married, wife's name is Mariah
- Enters the season as the 19th-best prospect in the Brewers system by *Baseball America* and the 25th-best prospect by MLB Pipeline

HIGH SCHOOL/COLLEGE

- Graduated from Liberty Christian Academy (VA)
- Helped lead LCA to a 4A state championship in 2017
- Hit .571 with 14 home runs in 2018
- Received many accolades his senior year of high school, including MaxPreps All-America First Team, USA Today High School Virginia Player of the Year, VHSL Class 4 Player of the Year and Prep Baseball Report VA/DC Player of the Year
- Attended University of South Carolina from 2019-21
- Named All-SEC Second Team and All-American Second Team by NCBWA and ABCA
- Hit .271 with 23 home runs and 55 RBI in 57 games his junior season...his 23 home runs tied for the national lead with Florida State's Mat Nelson

CAREER STATISTICS

YEAR	CLUB	AVG	G	AB	R	H	2B	3B	HR	RBI	BB	SO	SB	CS	OBP	SLG
2021	ACL Brewers Blue Carolina	.250	3	8	1	2	0	0	1	2	0	0	0	0	.250	.625
2022	Wisconsin Biloxi	.223	83	273	27	61	19	0	9	52	57	83	0	1	.361	.392
2023	Biloxi	.254	16	59	9	15	2	0	5	9	7	21	0	0	.328	.542
	Minor League Totals	.241	118	398	68	96	24	0	26	80	89	147	6	1	.392	.497
	Minor League Totals	.233	241	806	118	188	48	0	45	162	174	272	6	3	.378	.460

2023

- Played in 118 games with Double-A Biloxi...hit .241 (96-for-398) with 68 runs, 24 doubles, 26 home runs, 80 RBI, 89 walks and 6 stolen bases
- Named a MiLB.com Organization All-Star (Milwaukee)
- Named Brewers Minor League Player of the Month in June after hitting .219 (14-for-64) with 19 RBI, 21 walks and a .404 on-base percentage
- Named Southern League Player of the Week for August 1-6...hit .304 with five home runs, 12 RBI and six runs in a six-game series at Pensacola (.429 OBP, 1.472 OPS)
- Named an Arizona Fall League Rising Star, playing with Surprise after the regular season
- Led the Southern League in home runs and walks...ranked among league leaders in OPS (4th, .889), extra-base hits (1-4th), RBI (5th), slugging (5th, .497), doubles (1-6th), on-base percentage (7th, .392) and total bases (7th, 198)
- Reached base safely in 30-straight games from August 10-September 15...was the second longest in Shuckers franchise history (since 2015) and third-longest in the Southern League...drew a walk in 22 of 30 games and 23% of plate appearances
- Came one home run short of Biloxi's single-season home run record (Corey Ray with 27 in 2018)
- Blasted 17 long balls after the All-Star break, the most in the Southern League and the third-most in MiLB
- Totaled 25 multi-hit games and three three-hit games
- Played in 29 consecutive-games, the longest streak by a Shucker player in the season
- Hit a home run with the exit velocity of 115 MPH, the hardest hit home run by a Biloxi player in 2023
- Combined with Tyler Black to hit back-to-back home runs on May 10 vs. Rocket City as part of three-homer first inning
- Posted a .276 average (34-for-123) against left-handed pitchers, compared to a .225 average (62-for-275) against right-handed pitchers
- Entered the season as the 30th-best prospect in the Brewers system per MLB Pipeline

Wes Clarke continued on page 47

Wes Clarke continued

2022

- Played in 99 games with High-A Wisconsin (83) and Double-A Biloxi (16)...hit .229 (76-for-332) with 36 runs, 21 doubles, 14 home runs, 61 RBI and 64 walks
- Started as catcher in 27 games between Wisconsin and Biloxi, the most in his college or professional career
- Totaled five home runs with Biloxi, including four in a two-day stretch vs. Mississippi
- Smashed three home runs on September 10 vs. Mississippi in a 4-for-4 performance (3 R, 4 RBI)...was the only Shucker hitter to have 3 HR in a game in 2022
- Had a hit in each of his final six games with the Timber Rattlers before being promoted to Biloxi on August 30
- Tallied 6 RBI on June 11 at Beloit which included a grand slam
- Placed on Wisconsin's injured list on July 2...activated on July 10

2021

- Played in 24 games with Single-A Carolina (21) and Rookie-Level ACL Brewers Blue (3)...hit .211 (16-for-78) with 14 runs, 3 doubles, 5 home runs, 21 RBI, 21 walks and 21 strikeouts
- Made professional debut at ACL Athletics on August 3 (1-for-2)

SINGLE-GAME CAREER BESTS

Hits: 4 - 9/10/22 w/ Biloxi vs. Mississippi

RBI: 6 (2x), Last - 8/2/23 w/ Biloxi at Pensacola

Runs: 3 (2x), Last - 9/7/23 w/ Biloxi at Birmingham

HR: 3 - 9/10/22 w/ Biloxi vs. Mississippi

GS: 3, Last - 8/2/23 w/ Biloxi at Pensacola

K: 3 (19x), Last - 9/2/23 w/ Biloxi at Tennessee

BB: 3 (5x), Last - 9/7/23 w/ Biloxi at Birmingham

SB: 1 (6x), Last - 7/28/23 w/ Biloxi vs. Birmingham

Hit Streak: 6 Games (3x), Last - 9/7 - 9/13/23 w/ Biloxi

SOUND BITES - STREAKING

In 1999, the Sounds posted the longest winning streak in minor league baseball by accumulating 15 straight victories from June 2 to June 20.


The streak included four consecutive series sweeps and saw Nashville outscore their opponents 110-61. The Sounds' streak ended on June 21 with an 8-7, 13-inning loss at Tucson. Nashville nearly kept the streak alive, coming from behind to knot the score with two runs in the top of the ninth and then taking a brief 7-6 lead in the top of the 12th before ultimately falling short.

The 2018 Nashville Sounds' squad matched the 15-game winning streak when they ran off 15 straight from July 29 - August 14. Nashville swept a seven-game homestand against Fresno and Sacramento before sweeping a four-game series in Colorado Springs to run the streak to 13 games. Back home again, the Sounds won the first two games against Round Rock before falling, 3-1, on August 15. Nashville outscored their opponents, 89-48, during the streak and hit .309 as a club.

The 2022 Nashville Sounds accomplished a 15-game winning streak for the third time in franchise history from May 18 - June 3. Nashville swept a six-game series vs. Gwinnett, a six-game series at Columbus, then won three-in-a-row to start a series at Charlotte. The Sounds held a 21-5 record on the season after the 15-game winning streak, the best start in franchise history through 26 games.



ISAAC COLLINS • INF



BATS: Switch **THROWS:** Right **HEIGHT:** 5-9 **WEIGHT:** 185
BORN: July 22, 1997 in Pittsburgh, PA
RESIDES: Parker, CO
OPENING DAY AGE: 26 **MLB SERVICE:** 0.000
ACQUIRED: Selected by Milwaukee from Colorado in the Triple-A phase of the Rule 5 Draft on December 7, 2022

PERSONAL

- Isaac Michael Collins
- 5th professional season; 2nd with Milwaukee
- Originally selected by Colorado in the ninth round of the 2019 First-Year Player Draft

DID YOU KNOW?

- Former Creighton alums to reach the Majors include Bob Gibson, Scott Servais and Darin Ruf

HIGH SCHOOL/COLLEGE

- Graduated from Maple Grove High School (MN)
- Became the first Minnesota high school player since Joe Mauer (2001) to be named a finalist for state Player of the Year in both baseball and football
- Attended Creighton University
- Named All-Big East First Team as a junior in 2019 after batting .293 with 6 home runs, 34 RBI and 13 stolen bases in 54 games
- Honored with All-Big East Second Team as a freshman in 2017 after batting .282 with 2 home runs, 11 RBI and 11 stolen bases in 46 games
- Helped lead the Bluejays to an NCAA Tournament appearance and their first Big East Baseball Tournament win

CAREER STATISTICS

YEAR	CLUB	AVG	G	AB	R	H	2B	3B	HR	RBI	BB	SO	SB	CS	OBP	SLG
2019	Boise	.257	37	148	24	38	6	3	0	17	12	26	5	5	.317	.338
2021	Fresno	.290	17	62	11	18	3	1	0	6	15	20	1	1	.443	.371
	Spokane	.312	78	311	62	97	22	4	9	48	40	80	20	5	.399	.495
2022	Hartford	.221	111	375	70	83	24	4	5	32	58	90	30	8	.337	.347
2023	Biloxi	.269	93	290	67	78	13	2	10	44	75	55	29	9	.424	.431
	Nashville	.000	3	7	0	0	0	0	0	2	1	0	0	0	.222	.000
Minor League Totals		.263	339	1193	234	314	68	14	24	147	202	272	85	28	.378	.404

2023

- Played in 96 games with Double-A Biloxi and hit .263 (78-for-297) with 67 runs, 13 doubles, 2 triples, 10 home runs, 44 RBI, 77 walks and 29 stolen bases
- Led the Southern League in on-base percentage (.424) and ranked among league leaders in OPS (6th, .855) and stolen bases (9th)...his .424 OBP mark also led the Double-A level
- Promoted to Nashville on May 2 and made Triple-A debut on May 3 at St. Paul...placed on injured list on May 9 and sent back to Biloxi on May 26
- Was part of a trio of Shuckers to steal 25+ bases on the season (also Tyler Black with 47 and Jackson Chourio with 43)
- Totaled 23 multi-hit games
- Tied single-game Biloxi record with four stolen bases on April 30 at Mississippi
- Set career-high four RBI on September 6 at Birmingham
- Finished season with a 22-game on-base streak, beginning on August 16...hit .238 (19-for-80) with 16 runs, six extra-base hits and 19 walks during the streak

2022

- Played in 111 games with Double-A Hartford and hit .221 (83-for-375) with 70 runs, 24 doubles, 4 triples, 5 home runs, 32 RBI, 58 walks and 30 stolen bases
- Ranked among Eastern League leaders in stolen bases (T-5th), and runs (9th)
- Went 4-for-5 with three runs and two RBI on September 11 vs. Somerset
- Hit .307 (27-for-88) with 14 RBI against left-handed pitchers

2021

- Played in 95 games between High-A Spokane (78) and Single-A Fresno (17)...hit .308 (115-for-373) with 73 runs, 25 doubles, 5 triples, 9 home runs, 54 RBI, 55 walks and 21 stolen bases
- Named a High-A West Postseason All-Star and a MiLB.com Organization All-Star (Colorado)
- Named High-A West Player of the Week for July 26-August 1 after batting .583 (14-for-24) with a home run and five RBI in five games...also earned the honor from September 13-19 (7-for-17, 3 HR, 8 RBI)

Isaac Collins continued on page 49

Isaac Collins continued

- Ranked among league leaders in OPS (2nd, .894), batting average (3rd, .399), slugging percentage (3rd, .495), triples (T-6th), hits (8th), runs (8th), extra-base hits (T-8th, 35) and total bases (10th, 154)
- Had three 4+ hit performances, including a 5-for-6 game with 3 RBI on July 29 vs. Vancouver
- Hit .290 (18-for-62) with 11 runs and 15 walks in 17 games with Fresno before being promoted to Spokane

2020

- Did not play in affiliated baseball due to COVID-19 pandemic

2019

- Played in 37 games with Short-Season Boise and hit .257 (38-for-148) with 24 runs, 6 doubles, 3 triples, 17 RBI, 12 walks and 5 stolen bases
- Logged a hit in each of first seven games with the Hawks

SINGLE-GAME CAREER BESTS

Hits: 5 - 7/29/21 w/ Spokane vs. Vancouver

RBI: 4 - 9/6/23 w/ Biloxi at Birmingham

Runs: 4 - 8/2/23 w/ Biloxi at Pensacola

HR: 2 (2x), Last - 7/8/23 w/ Biloxi at Pensacola


GS: None

K: 4 (2x), Last - 9/1/22 w/ Hartford vs. Reading

BB: 3 (5x), Last - 8/9/23 w/ Biloxi vs. Tennessee

SB: 4 - 4/30/23 w/ Biloxi vs. Mississippi

Hit Streak: 10 Games - 6/18 - 6/30/21 w/ Spokane



PATRICK DORRIAN • INF



BATS: Left **THROWS:** Right **HEIGHT:** 6-2 **WEIGHT:** 208
BORN: June 26, 1996 in Kingston, NY
RESIDES: Kingston, NY
OPENING DAY AGE: 27 **MLB SERVICE:** 0.000
ACQUIRED: Acquired via trade by Milwaukee from Baltimore for cash on June 23, 2022

PERSONAL

- Patrick Ryan Dorrian
- 5th professional season; 2nd with Milwaukee
- Signed by the Pittsburgh Pirates as a free agent on June 21, 2018
- Signed by Braves scout Dennis Sheehan in 2014

DID YOU KNOW?

- Originally drafted by the Atlanta Braves in the 12th round of the 2014 First-Year Player Draft... stepped away from professional baseball shortly after reporting
- Has a dog named Penny
- Outside of baseball, enjoys golfing and spending time with family

HIGH SCHOOL/COLLEGE

- Graduated from Kingston High School (NY)
- Was 2012 State Champions in baseball...also All-State Quarterback in football and Player of the Year in basketball his senior year
- Played baseball, basketball and football in high school
- Transferred to and attended Lynn University (FL) in 2017-18
- First Team-All America by NCBWA, D2CCA and ABCA/Rawlings his senior year
- Attended Herkimer Community College (NY) in 2015-16
- Played baseball and basketball at Herkimer...hit .360 his freshman year and .355 his sophomore year

CAREER STATISTICS

YEAR	CLUB	AVG	G	AB	R	H	2B	3B	HR	RBI	BB	SO	SB	CS	OBP	SLG
2018	GCL Pirates	.328	40	137	28	45	10	6	1	34	24	24	2	1	.427	.511
	Bristol	.367	9	30	6	11	2	2	1	5	4	8	0	0	.457	.667
2019	Greensboro	.256	64	219	39	56	17	3	6	31	28	64	8	2	.346	.443
	Frederick	.233	51	189	22	44	7	1	4	24	13	50	0	0	.279	.344
2021	Bowie	.246	112	398	72	98	21	2	22	67	69	135	4	2	.362	.475
	Norfolk	.125	4	16	0	2	0	0	0	0	0	8	0	0	.125	.125
2022	Bowie	.000	1	4	0	0	0	0	0	0	0	1	0	0	.000	.000
	Norfolk	.161	46	149	11	24	7	0	3	15	19	58	2	0	.256	.268
	Nashville	.248	48	161	28	40	7	2	11	25	23	53	2	1	.346	.522
2023	Nashville	.238	100	365	55	87	18	1	21	65	34	127	4	3	.312	.466
Minor League Totals		.244	475	1668	261	407	89	17	69	266	214	528	22	9	.334	.442

2023

- Played in 100 games with Nashville and hit .228 (87-for-365) with 55 runs, 18 doubles, 1 triple, 21 home runs, 65 RBI, 34 walks and 4 stolen bases
- Named Nashville Sounds Fan Favorite Player (as voted on by Sounds fans on social media)
- Ranked second in home runs on the team and was one of five with 10+
- Totaled 23 multi-hit games and 14 multi-RBI games
- Reached base safely in 12-straight games from July 21-August 5...hit .349 (15-for-43) with 8 runs, 6 doubles, 5 home runs, 14 RBI, .462 OBP and 1.299 OPS during streak
- Part of three back-to-back home run combos during the season (May 7, G2 at St. Paul with Brent Diaz, May 24 vs. Iowa with Andruw Monasterio and July 14 at Louisville with Payton Henry)
- Totaled three multi-home run games, including two in four games (August 4 vs. Durham and August 8 at Indianapolis)
- Crushed a pair of grand slams (May 7, Game 2 at St. Paul and July 21 vs. Jacksonville)
- Made 27 starts at shortstop, a position he had not played since 2019 with Advanced-A Frederick (1 start)
- Hit .261 (76-for-291) against left-handed pitchers, compared to a .149 average (11-for-74) vs. right-handed pitchers
- Logged walk-off single to give the Sounds a 5-4 win on August 20 vs. Charlotte (was 0-for-13 with 10 strikeouts in previous 13 plate appearances)
- Made professional pitching debut on July 4 vs. Columbus in Nashville's blowout 19-2 loss...worked the final two innings and allowed three runs (all earned)

2022

- Played in 94 games between Nashville (48) and Triple-A Norfolk (46)...hit .206 (64-for-310) with 39 runs, 14 doubles, 2 triples, 14 home runs, 40 RBI, 42 walks and 4 stolen bases

Patrick Dorrian continued on page 51

Patrick Dorrian continued

- Began season with Norfolk...traded to Brewers on June 23 for cash and assigned to Nashville
- Logged 13 multi-hit games and 11 multi-RBI games
- Had a season-best three hit game on May 3 at Nashville (3-for-4, 2 RBI, SB)
- Reached base safely in 14 of 16 August games...finished with a .361 on-base percentage, .481 slugging percentage and a .842 OPS in the month
- Logged a .684 slugging percentage and a 1.063 OPS in 16 games in September
- Homered twice in the regular season finale vs. Memphis on September 28 (some might say they were 'Dancing on Broadway')...second multi-homer game in professional career
- Hit .375 (15-for-40) with 9 runs and 8 RBI in 10 Friday games with Nashville
- Logged a .993 fielding percentage in 41 games (37 starts) at first base with Norfolk

2021

- Played in 116 games between Double-A Bowie (112) and Triple-A Norfolk (4)...hit .242 (100-for-414) with 72 runs, 21 doubles, 2 triples, 22 home runs, 67 RBI, 69 walks and 4 stolen bases
- Named Double-A Northeast Player of the Week for May 10-16...hit .333 (7-for-21) with 8 runs, 3 doubles, 3 home runs, 11 RBI and 7 walks during the week
- Had back-to-back 4 RBI performances on May 13 and 14 (including GS on the 14th vs. Reading)
- Reached base safely in each of the first 14 games of the season
- Ended season with 25 multi-hit games and 20 multi-RBI games
- Hit .309 (29-for-94) with 16 runs, 3 homers and 13 RBI in 25 June games (.500 SLG, .881 OPS)
- Had 2 home runs on July 29 at Richmond, including go-ahead solo shot in the 8th inning
- Went 1-for-12 (R, 2 BB, 4 K) in three postseason games in the Double-A Northeast Playoffs vs. Akron
- Received invite to MLB spring training with Baltimore...hit .182 (2-for-11) with 3 runs in nine games

2020

- Did not play in affiliated baseball due to COVID-19 pandemic

2019

- Played in 115 games with Single-A Greensboro (64) and Advanced-A Frederick (51)...hit .245 (100-for-408) with 61 runs, 24 doubles, 4 triples, 10 home runs, 55 RBI, 41 walks and 8 stolen bases
- Hit .256 (56-for-219) with 39 runs, 17 doubles, 3 triples, 6 homers and 31 RBI with Greensboro to start the season
- Began season with Greensboro...traded to Baltimore from Pittsburgh as the player to be named later on June 27...Baltimore sent RHP Yefry Ramirez to Pittsburgh on May 27
- Hit .233 (44-for-189) in 51 games with Frederick
- Totaled 28 multi-hit games and 15 multi-RBI games
- Hit .316 (25-for-79) with 10 runs, 5 doubles, 1 triple, 3 homers and 15 RBI in 21 July games with Frederick

2018


- Played in 49 games with the Gulf Coast League Pirates (40) and Rookie-Level Bristol (9)...hit .335 (56-for-167) with 34 runs, 12 doubles, 8 triples, 2 home runs, 39 RBI, 28 walks and 2 stolen bases
- Reached base safely in 15 straight games with the GCL Pirates before being assigned to Bristol on August 19...hit .414 (24-for-58) with 11 runs, 6 doubles, 4 triples, 18 RBI and 7 walks during the streak
- Reached in 8 of 9 games with Bristol
- Tripled twice on August 23 at Kingston (3-for-4, 2 R, RBI, BB)
- Hit .361 (26-for-72) with runners in scoring position

SINGLE-GAME CAREER BESTS

Hits: 4 - 8/8/23 w/ Nashville at Indianapolis
RBI: 5 - 8/8/23 w/ Nashville at Indianapolis
Runs: 3 (7x), Last - 8/8/23 w/ Nashville at Indianapolis
HR: 2 (5x), Last - 8/8/23 w/ Nashville at Indianapolis
GS: 3 (2 last season), Last - 7/21/23 w/ Nashville vs. Jacksonville
K: 4 (7x), Last - 9/23/23/ w/ Nashville vs. Jacksonville
BB: 3 (3x), Last - 8/6/21 w/ Bowie at Somers
SB: 2 - 6/4/23 w/ Nashville at Charlotte
Hit Streak: 14 Games - 6/12 - 7/1/21 w/ Bowie



OLIVER DUNN • INF



BATS: Left **THROWS:** Right **HEIGHT:** 5-10 **WEIGHT:** 198
BORN: September 2, 1997 in Salt Lake City, UT
RESIDES: Salt Lake City, UT
OPENING DAY AGE: 26 **MLB SERVICE:** 0.000
ACQUIRED: Acquired via trade by Milwaukee from Philadelphia in exchange for LF Hendry Mendez and SS Robert Moore on November 14, 2023

PERSONAL

- Oliver Harris Dunn
- 5th professional season; 1st with Milwaukee
- Originally drafted by New York-AL in the 11th round of the 2019 First-Year Player Draft

DID YOU KNOW?

- Got married in the offseason...wife's name is Lucy
- Enters season as the 22nd-best prospect in the Brewers organization by MLB Pipeline and *Baseball America*

HIGH SCHOOL/COLLEGE

- Graduated from Cottonwood High School (UT)
- Hit .456 with 13 doubles, six triples and 26 RBI his senior year, helping Cottonwood reach the state semifinals
- Named to the All-Salt Lake Tribute team and Second Team *USA Today* All-USA Utah Team after his senior year
- Graduated from University of Utah and attended from 2016-19...received Bachelor's degree in Psychology
- Named Collegiate Baseball Third Team All-American, ABCA/Rawlings West All-Region Team and All-Pac-12 Team
- Played in 117 straight games and started in 153 of the 155 games played for the Utes
- Led the team in batting average (.366), OPS (1.017), slugging percentage (.567), on-base percentage (.450), steals (9), hits (71), runs (46), doubles (22), triples (4), total bases (110) and walks (30) his final season

CAREER STATISTICS

YEAR	CLUB	W-L	ERA	G	GS	CG	SH	SV	IP	H	R	ER	HR	HB	BB	SO	WP
2021	Biloxi	2-6	5.29	22	13	0	0	0	47.2	38	35	28	5	4	35	45	8
2022	Biloxi	1-3	6.55	16	2	0	0	1	22.0	30	23	16	3	2	14	27	2
	Nashville	2-1	3.43	33	2	0	0	1	39.1	34	15	15	3	1	23	42	5
Minor League Totals		5-10	4.87	71	17	0	0	2	109.0	102	75	59	11	7	72	114	15

2023

- Played in 119 games with Double-A Reading and hit .271 (113-for-417) with 65 runs, 27 doubles, 4 triples, 21 home runs, 78 RBI, 82 walks and 16 stolen bases
- Named a MLB.com Organization All-Star (Philadelphia) and Eastern League Post-Season All-Star
- Led the Eastern League in on-base percentage (.396), OPS (.902), walks and extra-base hits (52)
- Ranked among league leaders in RBI (2nd), doubles (2nd), total bases (2nd, 211), slugging (3rd, .506), hits (3rd), triples (1-4th), batting average (5th), home runs (5th) and runs (9th)
- Reached base safely in 22-straight games from May 26-June 23, the second-longest on-base streak by a Reading player in the season...hit .247 with a .384 OBP during the streak
- Recorded a 10-game hitting streak from July 27-August 6...hit .415 (17-for-41) with eight runs, four doubles, four home runs and 11 RBI during the streak
- Assigned to Scottsdale in Arizona Fall League and hit .342 (25-for-73) with 17 runs, 6 doubles, 4 triples, 2 home runs, 11 RBI and 15 walks across 19 games with the Scorpions
- Named an Arizona Fall league Rising Star and the AFL Breakout Player of the Year
- Hit .306 (64-for-209) in home games (16 2B, 10 HR, 32 RBI) compared to a .236 average (49-for-208) on the road

2022

- Played in 36 games between Double-A Somerset (29) and Triple-A Scranton/Wilkes-Barre (7)...hit .288 (23-for-80) with 14 runs, 8 doubles, a triple, 3 home runs, 18 RBI, 14 walks and 3 stolen bases
- Went 3-for-3 with 3 doubles and 3 RBI in his first game of the season on April 9 at Reading
- Had two stints on the injured list, from April 12-22 with a right hamstring strain and June 30-August 24 with a left abdomen strain
- Promoted to Scranton/WB on May 25...returned to Somerset on June 7 and finished year at Double-A
- Selected by Philadelphia from New York-AL in the minor league Rule 5 draft in December

Oliver Dunn continued on page 53

Oliver Dunn continued

2021

- Played in 72 games with High-A Hudson Valley (37) and Double-A Somerset (35)...hit .196 (41-for-209) with 39 runs, 7 doubles, 4 triples, 7 home runs, 25 RBI, 43 walks and 10 stolen bases
- Spent June 25-July 5 on the injured list with a left jaw fracture

2020

- Did not play in affiliated baseball due to COVID-19 pandemic

2019

- Played in 51 games with Single-A Charleston (37) and Rookie-Level Pulaski (14)...hit .226 (38-for-168) with 22 runs, 7 doubles, 3 home runs, 22 RBI, 26 walks and 6 stolen bases
- Went 1-for-4 in professional debut with Pulaski on June 22 vs. Bluefield

SINGLE-GAME CAREER BESTS

Hits: 3 (11x), Last - 8/2/23 w/ Reading at Hartford

RBI: 5 (2x), Last - 8/2/23 w/ Reading at Hartford

Runs: 4 - 5/20/21 w/ Somerset at Hartford

HR: 2 (2x), Last - 8/2/23 w/ Reading at Hartford

GS: None

K: 3 (20x), Last - 9/13/23 w/ Reading at Binghamton

BB: 3 (7x), Last - 9/6/23 w/ Reading vs. Portland

SB: 3 (2x), Last - 8/29/21 w/ Somerset vs. Akron

Hit Streak: 10 Games - 7/27 - 8/6/23 w/ Reading

DUNN

SOUND BITES - FILLING FIRST HORIZON PARK

In 2017 the Sounds paced the Pacific Coast League in per-game attendance with 8,861. The total attendance at then First Tennessee Park was 593,679. The third-largest regular season crowd in ballpark history occurred in 2017 when 11,764 fans packed the stadium to watch the Sounds and Oklahoma City Dodgers on July 3.

In 2018, then First Tennessee Park welcomed over 600,000 fans for the first time in the ballpark's four-year history. The 603,135 fans entered through the gates, giving the Sounds the fourth-highest attendance in Minor League Baseball.

In 2022 the Sounds once again paced Minor League Baseball in home attendance with 555,576 fans coming to see the International League West Division Champions across 73 openings. On July 16, 2022, Nashville set a new single-game attendance record with 12,409 fans entering the gates for Star Wars Night.



ROBERT GASSER • LHP



BATS: Left **THROWS:** Left **HEIGHT:** 6-0 **WEIGHT:** 199
BORN: May 31, 1999 in Folsom, CA
RESIDES: El Dorado Hills, CA
OPENING DAY AGE: 23 **MLB SERVICE:** 0.000
ACQUIRED: Acquired by Milwaukee via trade from San Diego (along with LHP Taylor Rogers, OF Esteury Ruiz and RHP Dinelson Lamet) in exchange for LHP Josh Hader on August 1, 2022

PERSONAL

- Robert Riordan Gasser
- 3rd professional season; 2nd with Milwaukee
- Drafted by San Diego in the second round of the 2021 First-Year Player Draft
- Signed by Padres scout Kevin Ham

DID YOU KNOW?

- His father, Jim, was a pitcher who was drafted by Milwaukee in 1984 and San Francisco in 1986 but never signed due to injury
- Grew up an Oakland Athletics fan
- Enters the season as the 6th-best prospect in the Brewers organization by MLB Pipeline and *Baseball America*

HIGH SCHOOL/COLLEGE

- Graduated from Oak Ridge High School (CA)
- Three year baseball letterwinner...First-Team all-league his senior season
- Helped team win 2016 Sierra Foothill League Championship
- Attended the University of New Mexico in 2018
- Pitched 52.1 innings with the Lobos...had a 52-2 strikeout-to-walk ratio in 21 appearances (11 starts)
- Transferred and pitched at San Joaquin Delta College in 2019
- Named the ABCA/Rawlings National Pitcher of the Year for the Pacific Association Division
- Honored as the Big 8 Pitcher of the Year, California Pitcher of the Year and Pacific Association Pitcher of the Year with the Mustangs
- Finished with a 14-0 record and a 2.38 ERA in 18 appearances (17 starts) in 2019
- Transferred and finished collegiate career at the University of Houston (2020-21)
- Named First Team All-AAC his senior season...struck out 105 batters in 85.2 innings
- Ranked the top draft-eligible pitcher from the AAC by D1Baseball.com

CAREER STATISTICS

YEAR	CLUB	W-L	ERA	G	GS	CG	SH	SV	IP	H	R	ER	HR	HB	BB	SO	WP
2021	ACL Padres	0-0	0.00	1	1	0	0	0	1.0	0	0	0	0	0	0	1	0
	Lake Elsinore	0-0	1.29	5	5	0	0	0	14.0	11	4	2	1	0	2	13	0
2022	Fort Wayne	4-9	4.18	18	18	0	0	0	90.1	86	46	42	8	6	28	115	4
	Biloxi	1-1	2.21	4	4	0	0	0	20.1	14	7	5	2	2	8	26	0
	Nashville	2-2	4.44	5	5	0	0	0	26.1	26	14	13	1	1	16	31	4
2023	Nashville	9-1	3.79	26	25	10	0	0	135.1	123	64	57	12	15	50	166	6
Minor League Totals		16-13	3.73	59	58	1	0	0	287.1	260	135	119	24	24	104	352	14

2023

- Went 9-1 with a 3.79 ERA in 26 games (25 starts) with Nashville...135.1 IP, 123 H, 64 R, 57 ER, 50 BB, 166 K
- Honored as the International League Pitcher of the Year, becoming the first Sounds pitcher to receive the award since Jimmy Nelson was named the PCL Pitcher of the Year in 2014
- Named the Brewers Minor League Co-Pitcher of the Year (along with Carlos F. Rodriguez)
- Named a MiLB.com Organization All-Star (Milwaukee) and International League Postseason All-Star
- Named a Baseball America Minor League All-Star and Triple-A All-Star following the season
- Tabbed as the Brewers Minor League Pitcher of the Month for June (2-0, 2.84 ERA, 25.1 IP, 20 H, 8 R, 8 ER, 4 BB, 27 K, 0.95 WHIP) and August (4-0, 2.63 ERA, 24.0 IP, 18 H, 7 R, 7 ER, 5 BB, 33 K, 0.96 WHIP)
- Led all of Minor League Baseball in win percentage and ranked seventh in strikeouts
- His 166 strikeouts were the most by a Sounds pitcher since moving to Triple-A in 1985 and the fourth-most in a season in franchise history...also led the level in strikeouts
- His 11.04 K/9 was the highest at the Triple-A level among qualified pitchers and highest by a Triple-A starter since Michael Kopech's mark of 12.11 with Charlotte in 2018
- Struck out 10 batters on August 4 vs. Durham (6.0 IP, 2 H, 0 R) and on August 18 vs. Charlotte (6.0 IP, 7 H, 1 R, 1 ER, 0 BB)...became first Sounds pitcher to have three-straight starts with 9+ strikeouts since Mike Fiers (4/18-4/30/14)
- Tossed a 7.0-inning complete game on June 7 at Jacksonville, his first professional complete game

Robert Gasser continued on page 55

Robert Gasser continued

- Was ejected after throwing one pitch on July 7 vs. Columbus (HBP, Brayan Rocchio)...is only one-pitch start by a Sound since at least 2000...is just one of three pitchers in affiliated baseball since 2005 to throw one pitch and leave a game
- With 4-0 record in August, became first Sounds pitcher to win four starts in a month since Colin Rea in September 2021...is 31st time a Nashville pitcher has won four or more decisions in a month since 1998...is one of five streaks in IL this season of four or more wins (Worcester's Kyle Barraclough had five in a row)
- Put together fifth consecutive quality start on September 1 at Durham (6.0 IP, 1 ER)...was the longest such streak in the International League and tied for fifth-longest in minor leagues this season...his 10 quality starts during season were tied for third-most in Triple-A
- Did not allow a first-inning run through first 15 starts of season..finished year with 1.88 ERA (24.0 IP/5 ER) in the first inning, the fourth-lowest among 85 minor league starters with 25 appearances in the first inning in 2023
- After walking 25 hitters in first eight appearances (5.92 per 9 IP, 14.7%), issued 25 free passes in last 18 games (2.31 per 9 IP, 5.9 %)
- Entered season as the 10th-best prospect in the organization according to Baseball America and MLB Pipeline

2022

- Went 7-12 with a 3.94 ERA in 27 games (all starts) with High-A Fort Wayne (18), Double-A Biloxi (4) and Nashville (5)...137.0 IP, 126 H, 67 R, 60 ER, 52 BB, 172 K
- Ranked fifth in Minor League Baseball with 172 strikeouts
- Named the Midwest League Pitcher of the Week for June 12-18 after a 5.0 scoreless inning start at Lansing on June 14 (4 H, 2 BB, 4 K)
- Was third in strikeouts (115), fourth in innings (90.1) and tied for fifth in starts (18) among Midwest League leaders at time of trade to Brewers organization
- Struck out nine batters in 4.0 innings on April 14 vs. South Bend
- Earned his first professional win on April 20 at Lansing (5.0 IP, 5 H, 0 R, 1 BB, 5 K)
- Recorded a career-best 11 strikeouts on June 8 vs. Lake County (ND, 7.0 IP, 4 H, 1 R, 1 ER, 0 BB)
- Added another double-digit strikeout performance (10) on July 9 vs. Lake County (6.0 IP, 6 H, 2 ER, 1 BB)
- Held left-handed batters to a .216 average (16-for-74) with Fort Wayne
- Took victory in first start with Biloxi on August 6 at Mississippi (5.0 IP, 2 H, 0 R, 2 BB, 5 K)
- Promoted to Nashville on August 30 and made Triple-A debut on September 2 vs. Memphis (ND, 3.1 IP, 5 H, 5 R, 5 ER, 6 BB, 5 K)
- Struck out eight in first Triple-A win on September 9 at Charlotte (6.2 IP, 5 H, 1 R, 1 ER, 1 BB)
- Added a second quality start with Nashville on September 22 vs. Louisville (6.0 IP, 3 H, 1 R, 1 ER, 5 BB, 8 K)
- Ended season as the 10th-best prospect in the Brewers organization as rated by MLB Pipeline

2021

- Went 0-0 with a 1.20 ERA in 6 games (all starts) with Single-A Lake Elsinore (5) and the Arizona Complex League Padres (1)...15.0 IP, 11 H, 4 R, 2 ER, 2 BB, 14 K, 0.87 WHIP
- Made four starts of 3.0 innings with Lake Elsinore
- Struck out a season-high four batters on September 15 vs. Inland Empire

SINGLE-GAME CAREER BESTS

Innings: 7.0 (2x), Last - 6/19/22 w/ Fort Wayne at Lansing

Strikeouts: 11, 6/8/22 w/ Fort Wayne vs. Lake County

10+ K Games: 2, Last - 7/9/22 (Game 1) w/ Fort Wayne vs. Lake County

Walks: 6, 9/2/22 w/ Nashville vs. Memphis

Shutouts: None

Complete Games: None

Hits: 10, 9/28/22 w/ Nashville vs. Memphis

Runs: 7, 5/28/22 (Game 1) w/ Fort Wayne vs. Quad Cities

HR: 2 (2x), Last - 8/26/22 (Game 1) w/ Biloxi vs. Chattanooga

Winning Streak: 2 Games, 6/14 - 6/19/22 w/ Fort Wayne

Losing Streak: 6 Games, 4/26 - 6/2/22 w/ Fort Wayne



ERIC HAASE • C



BATS: Right **THROWS:** Right **HEIGHT:** 5-10 **WEIGHT:** 198
BORN: December 18, 1992 in Detroit, MI
RESIDES: Livonia, MI
OPENING DAY AGE: 31 **MLB SERVICE:** 3.058
ACQUIRED: Signed as a free agent by Milwaukee on December 20, 2023

PERSONAL

- Eric Michael Haase
- 14th professional season; 1st with Milwaukee
- Originally drafted by Cleveland in the seventh round of the 2011 First-Year Player Draft

DID YOU KNOW?

- Married high school sweetheart, Maria...share four children
- Enjoyed watching Ivan Rodriguez playing for the Tigers while growing up

HIGH SCHOOL/COLLEGE

- Graduated from Devine Child High School (MI)
- Played on two state championship teams
- Named "Mr. Baseball" by Michigan High School Baseball Coaches Association by his senior year...other notable Michigan "Mr. Baseball" winners include Derek Jeter (1992) and D.J. LeMahieu (2007)
- Committed to The Ohio State University before signing with Cleveland

CAREER STATISTICS

YEAR	CLUB	AVG	G	AB	R	H	2B	3B	HR	RBI	BB	SO	SB	CS	OBP	SLG
2011	AZL Indians	.300	4	10	2	3	0	0	0	2	1	1	0	0	.364	.300
2012	AZL Indians	.282	28	103	16	29	11	2	3	22	5	29	1	0	.312	.515
	Mahoning Valley	.091	3	11	1	1	0	0	0	0	1	4	0	0	.167	.091
2013	Lake County	.250	104	376	49	94	23	3	14	47	40	117	2	2	.322	.439
2014	Lake County	.270	77	296	48	80	16	4	16	42	28	84	1	2	.338	.514
	Carolina	.185	16	65	4	12	4	0	1	6	5	19	0	1	.243	.292
2015	Lynchburg	.247	90	320	46	79	26	7	9	55	36	114	3	2	.341	.456
2016	Akron	.208	63	226	28	47	14	1	12	33	17	75	0	2	.265	.438
2017	Akron	.258	95	333	59	86	17	5	26	59	44	116	4	2	.349	.574
	Columbus	.333	2	6	1	2	0	0	1	2	1	2	0	0	.500	.833
2018	Columbus	.236	120	433	54	102	24	3	20	71	31	143	3	1	.288	.443
	CLEVELAND	.125	9	16	0	2	0	0	0	1	0	6	0	0	.211	.176
2019	Columbus	.226	102	350	67	79	12	3	28	60	42	142	1	1	.315	.517
	CLEVELAND	.063	10	16	1	1	0	0	1	3	1	8	0	0	.118	.250
2020	DETROIT	.176	7	17	1	3	0	0	0	2	1	6	0	0	.211	.176
2021	DETROIT	.231	98	351	48	81	12	1	22	61	26	119	2	0	.286	.459
2022	DETROIT	.254	110	323	41	82	17	1	14	44	24	97	0	0	.305	.443
2023	Columbus	.154	8	26	1	4	0	0	1	2	3	8	0	0	.233	.269
	DETROIT	.201	86	264	22	53	8	1	4	26	16	78	3	1	.246	.284
	CLEVELAND	.200	3	10	0	2	0	0	0	1	3	1	0	0	.273	.200
Major League Totals		.225	323	997	113	224	37	3	41	137	69	317	6	1	.276	.391
Minor League Totals		.243	719	2578	379	626	150	28	132	406	259	864	16	13	.317	.476

2023

- Played in 89 games with Detroit (86) and Cleveland (3)...hit .201 (55-for-274) with 22 runs, 8 doubles, 1 triple, 4 home runs, 26 RBI, 17 walks and 4 stolen bases
- Began season with Detroit before being designated for assignment on August 19...Claimed by Cleveland on August 21
- Played in 3 games (2-for-10) before being designated for assignment by Cleveland on August 31...outright-ed to Triple-A Columbus on September 3
- Made Tigers Opening Day roster for second time in career
- Had season-high four hits in 4-for-4 game (all singles) in game one of a doubleheader on April 18 vs. Cleveland
- Hit walk-off sac fly to lift Detroit past Chicago-AL in the 10th inning on May 28
- Totaled 10 multi-hit games and five multi-RBI games with Detroit
- Made 52 starts at catcher, 15 in left field and 2 as the designated hitter for Detroit
- Threw out 7 of 22 attempted stealers (24.1%)

2022

- Played in 110 games with Detroit and hit .254 (82-for-323) with 41 runs, 17 doubles, 1 triple, 14 home runs, 44 RBI and 24 walks

Eric Haase continued on page 57

Eric Haase continued

- Made first MLB Opening Day roster and set a career high in MLB games played
- Name Detroit Player of the Month for July after hitting .295 with four doubles, three home runs and 11 RBI
- Hit game-tying, pitch-hit home run off Liam Hendriks in the ninth inning vs. Chicago-AL...was his second-career big-league game-tying home run in the ninth or later (also grand slam, July 27, 2021 at Minnesota)
- Cranked second career MLB grand slam on July 25 vs. San Diego
- Set a MLB career-high with five hits in a 5-for-5 performance on September 7 at Los Angeles-AL...two doubles and a home run...was first Tigers catcher to have five hits in a game since Ivan Rodriguez on April 5, 2006 at Kansas City
- Had his fifth-career multi-homer game in MLB on September 9 at Kansas City (3-for-5, 3 RBI)
- Hit .328 with five doubles, five home runs and nine RBI over his last 17 games...reached base safely in 11 of those contests
- Made 68 starts at catcher, 8 as designated hitter and 4 in left field...threw out 13 of 40 attempted base stealers (32.5%)
- Hit .281 (32-for-114) against left-handed pitchers, compared to a .239 average (50-for-209) vs. right-handed pitchers

2021

- Played in 98 games with Detroit and hit .231 (81-for-351) with 48 runs, 12 doubles, 1 triple, 22 home runs, 61 RBI, 26 walks and 2 stolen bases
- Became first Tigers catcher to have 20+ home runs while playing at least 60 percent of games at catcher since Mickey Tettleton in 1992
- The 22-home run total ranked fifth among Tigers rookies and were the most by a Detroit rookie since Tony Clark hit 27 in 1996
- Ranked fifth among Major League rookies (min. 300 at-bats) with 22 home runs and a .459 slugging percentage...also tied for seventh with 61 RBI and ninth with a .745 OPS
- Totaled four multi-home run games on the season, the most by a Tigers rookie since 1947 and the most by any Detroit player since Miguel Cabrera (6) in 2016
- Named AL Rookie of the Month and Tigers Player of the Month in July...hit .265 with three doubles, nine home runs and 29 RBI in 23 games...led the AL in RBI during the month...was first Tigers Rookie of the Month since Brennan Boesch in June 2010
- Caught Spencer Turnbull's no-hitter on May 18 at Seattle, becoming the first rookie in Detroit history to catch a no-hitter and first MLB rookie to catch a complete game no-hitter since Eli Whiteside caught Jonathan Sanchez's on July 10, 2009 with San Francisco
- Hit six home runs in a span of 17 at-bats from June 1-8...became first Tiger to do that since Miguel Cabrera from May 19-23, 2013
- Hit first career MLB inside-the-park home run on July 3 vs. Chicago-AL as part of multi-homer game
- Had MLB career-best 10-game hitting streak from July 19-29...hit .314 with two doubles, four home runs and 16 RBI during streak
- Missed August 16-27 with a right abdominal strain

2020

- Played in 7 games with Detroit and hit .176 (3-for-17) with 1 run, 2 RBI and 1 walk
- Recalled from Detroit's alternate training site on September 15 and made Tigers debut the next day vs. Kansas City
- Recorded first Tigers hit on September 19 vs. Cleveland (2-for-4, R, RBI)

2019

- Played in 10 games with Cleveland and hit .063 (1-for-16) with 1 home run, 3 RBI and 1 walk
- Played in 102 games with Triple-A Columbus and hit .226 (79-for-350) with 67 runs, 12 doubles, 3 triples, 28 home runs, 60 RBI, 42 walks and 1 stolen base
- Named an International League Mid-Season and Post-Season All-Star...honored as a MiLB.com Organization All-Star (Cleveland)
- Tabbed the International League's Top Star at the Triple-A All-Star Game
- Threw out 30 of 72 attempted base stealers (41.7%) with Columbus...finished the season tied with the most caught-stealing in the International League
- Tied for fifth in home runs and 10th in slugging percentage (.517) in the International League
- Hit first MLB home run on September 28 at Washington, a three-run shot off Washington's Patrick Corbin
- Entered season as the 25th-best prospect in the Indians organization by *Baseball America* and the 29th-best by MLB Pipeline

2018

- Played in 9 games with Cleveland and hit .125 (2-for-16) with 1 RBI
- Played in 120 games with Triple-A Columbus and hit .236 (102-for-433) with 54 runs, 24 doubles, 3 triples, 20 home runs, 71 RBI, 31 walks and 3 stolen bases
- Made Major League debut on September 2 vs. Tampa Bay, entering as a defensive replacement in the eighth inning
- Picked up first Major League hit on September 16 vs. Detroit, an RBI single off Francisco Liriano

Eric Haase continued on page 58



Eric Haase continued

- Named an International League Mid-Season All-Star and a MiLB.com Organization All-Star (Cleveland)
- Honored as International League Player of the Week in back-to-back weeks in July...hit .471 with two doubles, three home runs and 11 RBI from July 2-8 and .346 with four doubles, two home runs and 11 RBI from July 9-15
- Ranked among International League leaders in extra-base hits (T-4th, 47), home runs (5th), RBI (7th) and total bases (9th, 192)
- Threw out 33 of 68 attempted base stealers (48.5%) with Columbus
- Entered season as the 20th-best prospect in the Indians organization by MLB Pipeline and 30th-best by *Baseball America*

2017

- Played in 95 games with Double-A Akron and hit .258 (86-for-333) with 59 runs, 17 doubles, 5 triples, 26 home runs, 59 RBI, 44 walks and 4 stolen bases
- Named an Eastern League Post-Season All-Star
- Ranked among Eastern League leaders in slugging percentage (2nd, .574), OPS (2nd, .923) and home runs (3rd)
- Named Eastern League Player of the Week for July 3-9 after hitting .400 with two doubles, one triple, four home runs and seven RBI...had a pair of multi-homer games during the week
- Hit safely in 11 consecutive games from June 27-July 13...hit .400 with four doubles, one triple, five home runs and nine RBI during the streak
- Set a Canal Park record with 15 home runs for the RubberDucks
- Called up to Triple-A Columbus and played two games at the end of the season
- Played three games with Leones del Escogido in the Dominican Winter League following the season
- Entered season as the 20th-best prospect in the Indians organization by MLB Pipeline and 30th-best by *Baseball America*

2016

- Played in 63 games with Double-A Akron and hit .208 (47-for-226) with 28 runs, 14 doubles, 1 triple, 12 home runs, 33 RBI and 17 walks
- Had two stints on the injured list (left ankle sprain from April 7-29 and right groin strain from July 1-14)
- Went 4-for-5 with a pair of home runs and three RBI on August 20 at Bowie
- Named Eastern League Postseason MVP after hitting .280 with three doubles, one home run and seven RBI in seven games
- Helped Akron reach the Eastern League Championship with a walk-off single in the 10th inning in game four of the EL semifinals
- Played five games in the Arizona Fall League with Mesa and hit .278 with three doubles

2015

- Played in 90 games with Advanced-A Lynchburg and hit .247 (79-for-320) with 46 runs, 26 doubles, 7 triples, 9 home runs, 55 RBI, 36 walks and 3 stolen bases
- Named a MiLB.com Organization All-Star (Cleveland)
- Ranked among Carolina League leaders in triples (5th), extra-base hits (6th, 42) and doubles (10th)

2014

- Played in 93 games with Single-A Lake County (77) and Advanced-A Carolina (16)...hit .255 (92-for-361) with 52 runs, 20 doubles, 4 triples, 17 home runs, 48 RBI and 33 walks
- Named a MiLB.com Organization All-Star (Cleveland)
- Led the Captains in slugging percentage (.514) and had the second-most home runs on the team (16)

2013

- Played in 104 games with Single-A Lake County and hit .250 (94-for-376) with 49 runs, 23 doubles, 3 triples, 14 home runs, 47 RBI, 40 walks and 2 stolen bases
- Named a MiLB.com Organization All-Star (Cleveland)
- Finished a triple shy of the cycle on August 19 at Lansing (4-for-5, 3 RBI)

2012

- Played in 28 games with Rookie-Level AZL Indians...hit .282 (29-for-103) with 16 runs, 11 doubles, 2 triples, 3 home runs, 22 RBI and 5 walks
- Hit first professional home run on August 8 vs. AZL Reds

2011

- Played in 4 games with Rookie-Level AZL Indians...hit .300 (3-for-10) with 2 runs, 2 RBI and 1 walk
- Made professional debut on August 16 vs. AZL Brewers

Eric Haase continued on page 59

Eric Haase continued
SINGLE-GAME CAREER BESTS

Hits: 5, 9/7/22 w/ Detroit at Los Angeles-AL
RBI: 6 (2x), Last - 7/3/21 w/ Detroit vs. Chicago-AL
Runs: 3 (15x), Last - 6/18/22 w/ Detroit vs. Texas
HR: 2 (15x), Last - 9/9/22 w/ Detroit at Kansas City
GS: 4, Last - 6/25/22 w/ Detroit vs. San Diego
K: 5 - 7/29/18 w/ Columbus at Lehigh Valley
BB: 3 (6x), Last - 7/28/21 w/ Detroit at Minnesota
SB: 1 (22x), Last - 8/27/23 w/ Cleveland at Toronto
Hit Streak: 11 Games - 6/27 - 7/13/17 w/ Akron

SOUND BITES - PACKING THEM IN


Since First Horizon Park opened in 2015, the Sounds have welcomed more than 11,400 fans for a game on 18 separate occasions. Below is a list of the top 18 crowds in ballpark history.

1. 12,409 – 7/16/22 vs. Memphis
2. 12,140 – 8/13/22 vs. Gwinnett
3. 11,824 – 3/24/19 *exhibition game vs. Texas Rangers
4. 11,764 – 7/3/17 vs. Oklahoma City
5. 11,759 – 7/3/16 vs. Oklahoma City
6. 11,692 – 9/2/18 vs. Memphis
7. 11,691 – 7/4/18 vs. Iowa
8. 11,686 – 7/4/21 vs. Louisville
9. 11,684 – 6/25/16 vs. Omaha
10. 11,678 – 6/17/17 vs. New Orleans
11. 11,622 – 6/15/19 vs. Salt Lake
12. 11,596 – 7/7/17 vs. Memphis
13. 11,552 – 6/6/17 vs. Iowa
14. 11,506 – 5/26/19 vs. Round Rock
15. 11,484 – 7/8/17 vs. Memphis
16. 11,482 – 6/5/15 vs. Salt Lake
17. 11,444 – 5/8/23 vs. Iowa
18. 11,414 – 7/22/23 vs. Jacksonville

In addition to each of those nights, the Sounds have welcomed 4,394,127 fans entering the 2024 season.



KEVIN HERGET • RHP



BATS: Left **THROWS:** Right **HEIGHT:** 5-10 **WEIGHT:** 186
BORN: April 3, 1991 in Teaneck, NJ
RESIDES: Murrells Inlet, SC
OPENING DAY AGE: 32 **MLB SERVICE:** 0.072
ACQUIRED: Signed as a free agent by Milwaukee on February 21, 2024

PERSONAL

- Kevin R. Herget
- 11th professional season; 1st with Milwaukee
- Originally selected by St. Louis in the 39th round of the 2013 First-Year Player Draft

DID YOU KNOW?

- Pitched for Fargo-Moorhead of the independent American Association in 2021 and Charleston of the independent Atlantic League in 2022

HIGH SCHOOL/COLLEGE

- Graduated from Park Ridge High School (NJ)
- Graduated from Kean University
- Went 31-9 with a 2.49 ERA in 58 games (43 starts) in college...347.2 IP, 356 K
- Named Second Team All-American his senior year by D3baseball.com and ABCA All-Region First Team
- Holds the top two single-season strikeout record at Kean with 113 in 2012 and 106 in 2013...also has the most career wins

CAREER STATISTICS

YEAR CLUB	W-L	ERA	G	GS	CG	SH	SV	IP	H	R	ER	HR	HB	BB	SO	WP
2013 State College	7-0	2.89	14	8	0	0	0	53.0	63	20	17	2	5	8	36	1
2014 Peoria	6-3	2.81	35	1	0	0	2	67.1	59	29	21	6	1	27	85	10
2015 Palm Beach	2-0	2.00	7	0	0	0	2	9.0	8	3	2	0	0	2	9	2
2015 Palm Beach	5-1	1.75	38	0	0	0	7	67.0	54	17	13	0	1	16	71	5
2016 Palm Beach	0-1	10.13	4	0	0	0	0	8.0	14	9	9	2	0	2	3	0
2016 Palm Beach	0-0	0.00	12	0	0	0	6	23.0	5	0	0	0	1	1	21	0
2016 Springfield	5-0	3.32	36	0	0	0	10	38.0	42	23	14	1	2	11	39	4
2016 Memphis	0-0	0.00	1	0	0	0	0	1.1	2	0	0	0	0	1	1	0
2017 Springfield	1-2	1.86	13	0	0	0	5	19.1	17	4	4	1	1	3	21	1
2017 Memphis	4-2	4.62	22	9	0	0	0	62.1	68	35	32	7	3	21	60	5
2018 Memphis	9-11	4.61	28	22	1	0	0	138.2	153	76	71	21	1	34	121	4
2019 GCL Cardinals	0-0	6.00	2	1	0	0	0	3.0	3	2	2	1	0	0	4	0
2021 Columbus	7-5	4.48	28	7	0	0	2	80.1	82	49	40	18	4	23	85	0
2022 Durham	8-1	2.95	21	17	0	0	0	97.2	105	35	32	13	1	16	99	5
2022 TAMPA BAY	0-1	7.71	3	0	0	0	0	7.0	9	6	6	0	0	0	4	0
2023 Louisville	2-3	5.13	34	5	0	0	0	47.1	52	35	27	8	3	21	48	0
2023 CINCINNATI	1-2	5.18	14	0	0	0	1	24.1	26	14	14	4	2	6	13	1
Major League Totals	1-3	5.74	17	0	0	0	1	31.1	35	20	20	4	2	6	17	1
Minor League Totals	56-29	3.57	295	70	1	0	34	715.1	727	337	284	80	23	186	703	37

2023

- Went 1-2 with a 5.18 ERA in 14 games (no starts) with Cincinnati...24.1 IP, 26 H, 14 R, 14 ER, 6 BB, 13 K
- Went 2-3 with a 5.13 ERA in 34 games (5 starts) with Triple-A Louisville...47.1 IP, 52 H, 35 R, 27 ER, 21 BB, 48 K
- Had contract selected on on April 5 and earned win in relief in Reds debut that day at Philadelphia (2.0 IP, 1 H, 0 R, 1 K)
- Had several more stints on Cincinnati's roster (April 5-18, May 9-13, May 14-June 5, June 10-11 and September 5-8)...was designated for assignment twice, on June 19 and September 8, and was outrighted to Louisville both times
- Recorded first Major League save with 3.0 scoreless innings on May 11 vs. New York-NL
- Worked a season-long 4.0 innings (3 H, 1 R, 1 ER, 1 BB, 3 K) on April 28 at Iowa
- Struck out five over 2.0 scoreless innings on August 29 at Omaha
- Took the win in relief against the Sounds on July 15 with a scoreless fifth inning
- Made five spot starts with Louisville on April 22 (Game 2) vs. Charlotte, April 28 at Iowa, May 4 at Omaha, June 13 vs. St. Paul and June 18 vs. St. Paul
- Only allowed one run over seven appearances in 16.0 innings at Great American Ballpark (12 H, 1 BB, 10 K)
- Had a 10.66 ERA (12.2 IP/15 ER) as a starter and a 3.12 ERA (34.2 IP/12 ER) as a reliever with Louisville

2022

- Went 0-1 with a 7.71 ERA in 3 games (no starts) with Tampa Bay...7.0 IP, 9 H, 6 R, 6 ER, 0 BB, 4 K
- Went 8-1 with a 2.95 ERA in 21 games (17 starts) with Triple-A Durham...97.2 IP, 105 H, 35 R, 32 ER, 16 BB, 99 K

Kevin Herget continued on page 61



Kevin Herget continued

- Made Major League debut with Tampa Bay on September 13 at Toronto
- Tossed back-to-back starts of 5.0 scoreless innings in first outings with Durham, on May 14 vs. Gwinnett and May 20 at Jacksonville...struck out nine Jumbo Shrimp, a season-high
- Logged three quality starts with the Bulls (May 26 vs. Charlotte, June 7 at Memphis and June 14 vs. Louisville)
- Boasted a 1.77 ERA (40.2 IP/8 ER) in games away from Durham Bulls Athletic Park in Triple-A
- Finished 7-1 with a 2.66 ERA (84.2 IP/25 ER) as a starter and a 1-0 with a 4.85 ERA (13.0 IP/7 ER) as a reliever with Durham

2021

- Went 7-5 with a 4.48 ERA in 28 games (7 starts) with Triple-A Columbus...80.1 IP, 82 H, 49 R, 40 ER, 23 BB, 85 K
- Made Clippers debut on May 26 vs. Nashville and took the loss in a start (4.0 IP, 7 H, 6 R, 6 ER, 4 BB, 6 K)
- Final start for Columbus came on July 21 vs. Iowa...made 17 relief appearances out of the bullpen the rest of the way
- Went 3-3 with a 7.20 ERA (35.0 IP/28 ER) as a starter and 4-2 with a 2.38 ERA (45.1 IP/12 ER) as a reliever

2020

- Did not play in affiliated baseball due to COVID-19 pandemic

2019

- Missed most of the season due to injury, recovering from Tommy John surgery...made two rehab appearances (1 start) with the Gulf Coast League Cardinals

2018

- Went 9-11 with a 4.61 ERA in 28 games (22 starts) with Triple-A Memphis...138.2 IP, 153 H, 76 R, 71 ER, 34 BB, 121 K
- Ranked among Pacific Coast League leaders in innings pitched (7th), wins (1-7th) and strikeouts (8th)
- Finished 8-10 with a 4.77 ERA (128.1 IP/68 ER) as a starter and 1-1 with a 2.61 ERA (10.1 IP/3 ER) as a reliever
- Made one start with Cibao in the Dominican Winter League following the season

2017

- Went 5-4 with a 3.97 ERA in 35 games (9 starts) with Triple-A Memphis (22) and Double-A Springfield (13)...81.2 IP, 85 H, 39 R, 36 ER, 24 BB, 81 K
- Had two stints with Memphis (April 21-30, June 10-end of season)

2016

- Went 5-0 with a 2.02 ERA in 49 games (no starts) with Double-A Springfield (36), Advanced-A Palm Beach (12) and Triple-A Memphis (1)...62.1 IP, 49 H, 23 R, 14 ER, 13 BB, 61 K
- Did not allow an earned run in 23.0 innings (12 outings) with Palm Beach
- Tied for second among Cardinals minor leaguers in saves (16) and appearances (49)
- Made Triple-A debut with Redbirds on June 24 at Colorado Springs (1.1 IP, 2 H, 0 R, 1 BB, 1 K)

2015

- Went 5-1 with a 1.75 ERA in 38 games (no starts) with Advanced-A Palm Beach...67.0 IP, 54 H, 17 R, 13 ER, 16 BB, 71 K

2014

- Went 8-3 with a 2.71 ERA in 42 games (1 start) with Single-A Peoria (35) and Advanced-A Palm Beach (7)...76.1 IP, 67 H, 32 R, 23 ER, 29 BB, 94 K

2013

- Went 7-0 with a 2.89 ERA in 14 games (8 starts) with Short-Season State College...53.0 IP, 63 H, 20 R, 17 ER, 8 BB, 36 K

SINGLE-GAME CAREER BESTS

Innings: 8.0 - 7/4/18 w/ Memphis vs. Omaha

Strikeouts: 11 - 7/19/18 (Game 2) w/ Memphis vs. Iowa

10+ K Games: 2, Last - 7/19/18 (Game 2) w/ Memphis vs. Iowa (11)

Walks: 4 (2x), Last - 5/26/21 w/ Columbus vs. Nashville

Shutouts: None

Complete Games: 1 - 7/19/18 (Game 2) w/ Memphis vs. Iowa (7.0 IP)

Hits: 12 - 8/30/18 w/ Memphis at Round Rock

Runs: 9 - 8/30/18 w/ Memphis at Round Rock

HR: 4 - 6/16/21 w/ Columbus vs. Toledo

Winning Streak: 9 Games - 9/4/15 - 8/28/16 w/ Palm Beach and Springfield

Losing Streak: 5 Games - 4/22 - 6/18/23 w/ Louisville and Cincinnati



YONNY HERNANDEZ • INF



BATS: Switch **THROWS:** Right **HEIGHT:** 5-9 **WEIGHT:** 194
BORN: May 4, 1998 in Maturin, Venezuela
RESIDES: Maturin, Venezuela
OPENING DAY AGE: 25 **MLB SERVICE:** 0.143
ACQUIRED: Signed as a free agent by Milwaukee on November 17, 2023

PERSONAL

- Yonny Jose Hernández
- 9th professional season; 1st with Milwaukee
- Originally signed as a free agent by Texas on July 2, 2014
- Signed by Gil Kim and Rafic Saab

DID YOU KNOW?

- Married, wife's name is Massiel
- Nickname is "mosquito" due to his pest-like playing style
- Played for Team Venezuela in the 2011 Little League World Series (as a hitter and pitcher)...helped team reach the semifinals of the international bracket

CAREER STATISTICS

YEAR	CLUB	AVG	G	AB	R	H	2B	3B	HR	RBI	BB	SO	SB	CS	OBP	SLG
2015	DSL Rangers	.233	44	150	33	35	4	1	0	13	26	30	5	8	.366	.273
2016	DSL Rangers	.293	61	215	55	63	4	6	0	31	37	22	32	9	.402	.367
2017	AZL Rangers	.231	32	117	25	27	7	0	0	12	24	11	13	2	.370	.291
	Spokane	.250	18	56	13	14	2	0	1	9	12	12	4	3	.386	.339
	Frisco	.000	3	3	0	0	0	0	0	0	0	1	0	0	.000	.000
2018	Hickory	.260	115	361	56	94	12	3	2	40	58	65	44	15	.371	.327
	Frisco	.273	4	11	3	3	0	0	0	1	4	3	2	0	.438	.273
2019	Down East	.298	72	245	42	73	6	1	0	34	48	47	17	14	.426	.331
	Frisco	.276	50	170	28	47	5	2	0	16	30	25	16	4	.394	.329
2021	Round Rock	.250	61	192	42	48	7	2	1	13	51	44	21	10	.424	.323
	TEXAS	.217	43	143	15	31	5	0	0	6	17	32	11	2	.315	.252
2022	Round Rock	.000	1	3	0	0	0	0	0	0	0	0	0	0	.000	.000
	Reno	.244	70	250	49	61	6	6	1	31	35	47	30	5	.353	.328
	ARIZONA	.083	12	24	2	2	0	0	0	0	2	4	2	0	.154	.083
2023	Oklahoma City	.252	93	322	72	81	13	2	4	34	75	81	17	12	.395	.342
	LOS ANGELES-NL	.136	14	22	5	3	1	0	0	4	2	8	0	0	.231	.182
Major League Totals		.190	69	189	22	36	6	0	0	10	21	44	13	2	.286	.222
Minor League Totals		.261	624	2095	418	546	66	23	9	234	400	388	201	82	.389	.327

2023

- Played in 14 games with Los Angeles-NL and hit .136 (3-for-22) with 5 runs, 1 doubles, 4 RBI and 2 walks
- Played in 93 games with Triple-A Oklahoma City and hit .252 (81-for-322) with 72 runs, 13 doubles, 2 triples, 4 home runs, 34 RBI, 75 walks and 17 stolen bases
- Had two stints with the Dodgers (April 19-20, June 25-July 27)
- Set a new MLB career-high three RBI on June 28 at Colorado (1-for-3, R)
- Was one of three Dodgers position players to appear on the mound in the season (also Miguel Rojas and Luke Williams)...tossed a scoreless inning in a blowout loss at Kansas City on July 2
- Led the Pacific Coast League in caught stealing (12)
- Totaled 17 multi-hit and 10 multi-RBI games with Oklahoma City
- Had the second-most walks and stolen bases among Oklahoma City players
- Boasted a .338 average (47-for-139) with 37 runs and 18 RBI in games at Chickasaw Bricktown Ballpark... hit just .186 (34-for-183) in road games with Oklahoma City
- Hit .222 (2-for-9) with 2 runs, 1 doubles, 1 RBI, 1 walk and 1 stolen base in 3 Postseason games with Oklahoma City...helped Dodgers win Pacific Coast League Championship Series over Round Rock
- Played for Tigres de Aragua of the Venezuelan Winter League after the season

2022

- Played in 12 games with Arizona and hit .083 (2-for-24) with 2 runs, 2 walks and 2 stolen bases
- Played in 70 games with Triple-A Reno and hit .244 (61-for-250) with 49 runs, 6 doubles, 6 triples, 1 home run, 31 RBI, 35 walks and 30 stolen bases
- Appeared in one game with Triple-A Round Rock before being traded by Texas to Arizona in exchange for CF Jefferson Espinal on April 7
- Got called up to D-Backs on April 12 and made Arizona debut that night vs. Houston
- Recalled twice more on May 22 and July 29
- Logged 68.0 IP with D-Backs defensively without making an error (10 G at 3B, 2 G at 2B)

Yonny Hernandez continued on page 63



Yonny Hernandez continued

- Totaled 13 multi-hit, 9 multi-run and 6 multi-RBI games with Reno
- Stole a season-high three bases on May 1 at El Paso
- Ranked among PCL leaders in triples (1-5th) and stolen bases (1-7th)

2021

- Played in 43 games with Texas and hit .217 (31-for-143) with 15 runs, 5 doubles, 6 RBI, 17 walks and 11 stolen bases
- Played in 61 games with Triple-A Round Rock and hit .250 (48-for-192) with 42 runs, 7 doubles, 2 triples, 1 home run, 13 RBI, 51 walks and 21 stolen bases
- Made Major League debut on August 5 vs. Los Angeles-AL and reached base via walk
- Recorded first MLB hit off former Sound Chris Bassitt on August 6 at Oakland, a single in the 3rd inning
- From the time of his promotion to the end of the season, led the Rangers in stolen bases and ranked among team leaders in walks (2nd) and times on base (4th, 52)
- Started 40 of Texas' final 54 games
- Did not strike out across first 26 plate appearances in his MLB career
- Went 11-for-13 in stolen base attempts with the Rangers
- Finished 3-for-3 with 2 runs, 2 RBI and 2 stolen bases on July 22 at Reno

2020

- Did not play in affiliated baseball due to COVID-19 pandemic
- Invited to the Rangers Alternate Training Site in Arlington where he did workouts and scrimmage with other Texas farmhands
- Played for the Vaqueros of the Colombian Winter Baseball League after the season (10 games)

2019

- Played in 122 games between Advanced-A Down East (72) and Double-A Frisco (50)...hit .289 (120-for-415) with 70 runs, 11 doubles, 3 triples, 50 RBI, 78 walks and 33 stolen bases
- Named a Carolina League Mid-Season All-Star
- Earned Carolina League Player of the Week honors for April 22-28 after hitting .474 (9-for-19) with 4 runs, 1 double, 1 triple, 7 walks, 4 runs and 4 stolen bases during a six-game span
- Led Texas minor leaguers in stolen bases and walks and posted career-bests in on-base percentage (.413), hits and RBI
- At the time of his promotion to Double-A Frisco, ranked among Carolina League leaders in on-base percentage (2nd, .426), walks (3rd, 48), batting (6th, .298), stolen bases (1-6th, 17), hits (9th, 73) and runs scored (10th, 42)
- Reached base safely in 25 consecutive games from April 20-May 15 with Down East...was the sixth-longest streak in the Carolina League all season
- Played in 27 games with Auckland in the Australian Baseball League after the season

2018

- Played in 115 games with Single-A Hickory and hit .260 (94-for-361) with 56 runs, 12 doubles, 3 triples, 2 home runs, 40 RBI, 58 walks and 44 stolen bases
- Named a MiLB.com Organization All-Star (Texas)
- Ranked among South Atlantic League leaders in stolen bases (2nd) and walks (3rd)
- Played in four games with Double-A Frisco from May 10-13 (3-for-11, RBI, 4 BB, 2 SB)

2017

- Played in 53 games between Rookie-Level AZL Rangers (32), Short-Season Spokane (18) and Double-A Frisco (3)...hit .233 (41-for-176) with 38 runs, 9 doubles, 1 home run, 21 RBI, 36 walks and 17 stolen bases
- Hit first professional home run on July 24 at Hillsboro

2016

- Played in 61 games with Rookie-Level DSL Rangers 1 and hit .293 (63-for-215) with 55 runs, 4 doubles, 6 triples, 31 RBI, 37 walks and 32 stolen bases
- Ranked among Dominican Summer League leaders in runs scored (2nd), stolen bases (2nd), OPS (1-4th, .891), walks (1-4th, 47), batting average (6th), slugging (6th, .485) and triples (1-7th)
- Made just five errors in 259 total chances at second base and shortstop

2015

- Played in 44 games with Rookie-Level DSL Rangers 1 and hit .233 (35-for-150) with 33 runs, 4 doubles, 1 triple, 13 RBI, 26 walks and 5 stolen bases

Yonny Hernandez continued on page 64



Yonny Hernandez continued
SINGLE-GAME CAREER BESTS

Hits: 4 (2x), Last - 6/20/19 w/ Down East vs. Salem
RBI: 4 - 7/8/19 w/ Frisco vs. Corpus Christi
Runs: 4 (2x), Last - 7/24/17 w/ Spokane at Hillsboro
HR: 1 (9x), Last - 8/10/23 w/ Oklahoma City at Tacoma
GS: None
K: 4 - 7/16/15 w/ DSL Rangers at DSL Cardinals
BB: 4 - 7/7/17 w/ AZL Rangers at AZL Giants
SB: 3 (5x), Last - 5/1/22 w/ Reno at El Paso
Hit Streak: 17 Games - 6/14 - 7/5/16 w/ DSL Rangers

SOUND BITES - OH BABY A TRIPLE

Sounds right-hander Chris Hammond won the pitching Triple Crown in the American Association during the 1990 season. Hammond led the league with 15 wins, a 2.17 ERA and 149 strikeouts. He was named Double-A Pitcher of the Year. No other Nashville hurler has led the league in more than one of those categories in the same season.

Hammond's ERA mark remains the Sounds' single-season record. Following his two-year Sounds career, he made his Major League debut with Cincinnati the following season and went on to record several "franchise firsts" as a member of the 1993 Florida Marlins.

BREWER HICKLEN • OF



BATS: Right **THROWS:** Right **HEIGHT:** 6-2 **WEIGHT:** 219
BORN: February 9, 1996 in Huntsville, AL
RESIDES: Huntsville, AL
OPENING DAY AGE: 28 **MLB SERVICE:** 0.009
ACQUIRED: Signed by Milwaukee as a free agent on November 28, 2023

PERSONAL

- Charles Brewer Hicklen
- 7th professional season; 1st with Milwaukee
- Originally selected by Kansas City in the seventh round of the 2017 First-Year Player Draft
- Signed by Nick Hamilton

DID YOU KNOW?

- Married...wife's name is Reagan
- Became highest player drafted out of UAB at the time of his selection...until former high school teammate, current Cincinnati Reds pitcher and Murfreesboro resident Graham Ashcraft was selected in the sixth round of the 2019 First-Year Player Draft out of UAB
- Hosts an annual baseball camp for Alabama high school students in the offseason

HIGH SCHOOL/COLLEGE

- Graduated from Huntsville High School (AL)
- Named Louisville Slugger High School Preseason All-America Catcher Honorable Mention in 2014
- Earned the Huntsville High School Hustle Award his junior and senior year
- Standout starting quarterback on the football team
- Member of the National Honor Society
- Attended the University of Alabama at Birmingham from 2015-17
- Ended final season at UAB with a 41-game on-base streak and earned Second Team All-Conference USA honors after batting .328 with 26-extra base hits and 31 RBI
- Planned on playing baseball and football at UAB before the football program was shut down in 2014

CAREER STATISTICS

YEAR	CLUB	AVG	G	AB	R	H	2B	3B	HR	RBI	BB	SO	SB	CS	OBP	SLG
2017	AZL Royals	.348	19	69	19	24	3	3	3	13	9	24	13	3	.439	.609
	Idaho Falls	.299	20	87	19	26	8	2	1	10	9	22	3	1	.384	.471
2018	Lexington	.307	82	306	59	94	18	3	17	65	24	98	29	6	.378	.552
	Wilmington	.211	22	71	11	15	4	0	1	3	4	26	6	0	.263	.310
2019	Wilmington	.263	125	419	70	110	13	7	14	51	55	140	39	14	.363	.427
2021	Northwest Arkansas	.243	107	362	70	88	15	3	16	57	52	132	40	4	.346	.434
2022	Omaha	.248	130	480	85	119	30	4	28	85	58	202	35	2	.348	.502
	KANSAS CITY	.000	6	4	1	0	0	0	0	0	0	4	0	0	.000	.000
2023	Omaha	.233	61	206	41	48	15	3	8	29	26	59	15	3	.338	.451
	Lehigh Valley	.250	11	36	11	9	2	0	2	4	10	11	6	0	.413	.472
Major League Totals		.000	6	4	1	0	0	0	0	0	0	4	0	0	.000	.000
Minor League Totals		.262	577	2036	385	533	108	25	90	317	247	714	186	33	.357	.472

2023

- Played in 72 games between Triple-A Omaha (61) and Triple-A Lehigh Valley (11)...hit .236 (57-for-242) with 52 runs, 17 doubles, 3 triples, 10 home runs, 33 RBI, 36 walks and 21 stolen bases
- Began season with Omaha...traded by Kansas City to Philadelphia for cash on September 22 and finished season with Lehigh Valley
- Started season on 7-game injured list...first appearance with Omaha came on April 25 at Nashville
- Reached base and scored a run in each of final nine games with the IronPigs...hit .310 (9-for-29) with 2 doubles, 2 home runs, 4 RBI and 10 walks during the streak (.487 OBP)
- Boasted a .398 on-base percentage and .961 OPS during a 28-game stretch from June 8-July 30 with the Storm Chasers
- Had season's only multi-home run game on July 14 vs. Indianapolis
- Hit .356 (16-for-45) with 6 doubles, 4 home runs and 10 RBI while batting eighth in 13 games...hit .208 (41-for-197) in any other spot in the lineup

2022

- Played in 6 games with Kansas City and went 0-for-4 with 1 run and 4 strikeouts
- Played in 130 games with Triple-A Omaha and hit .248 (119-for-480) with 85 runs, 30 doubles, 4 triples, 28 home runs, 85 RBI, 58 walks and 35 stolen bases
- Named a MiLB.com Organization All-Star (Kansas City)
- Made Major League debut on May 26 at Minnesota, starting in center field...played on May 28 to finish series before being optioned back to Triple-A...returned to Kansas City roster for series at Toronto from July 14-17
- Honored as Storm Chasers' Player of the Year

Brewer Hicklen continued on page 66



Brewer Hicklen continued

- Led all Royals minor leaguers in home runs
- Became the fourth Royals minor leaguers since 2005 to record at least 30 doubles and 35 stolen bases in a season, joining Bobby Witt Jr. (2021), Alex Gordon (2006) and Alan Moyer (2005)
- Ranked among International League leaders in extra-base hits (2nd, 62), home runs (T-3rd), runs (T-3rd), total bases (4th, 241), stolen bases (T-4th), doubles (7th), RBI (T-7th), slugging (9th, .502) and OPS (T-9th, .850)
- Finished with 29 multi-hit and 13 multi-RBI games
- Swiped three bases on April 22 at Memphis
- Mashed a grand slam on May 17 vs. St. Paul
- Totaled four singles as part of a 19-0 win on May 25 at Louisville
- Hit .328 (20-for-61) with 16 runs, 6 home runs and 15 RBI in 17 games in July

2021

- Played in 107 games with Double-A Northwest Arkansas and hit .243 (88-for-362) with 70 runs, 15 doubles, 3 triples, 16 home runs, 57 RBI, 52 walks and 40 stolen bases
- Led Double-A level in stolen bases which ranked third among Royals minor leaguers (trailing Tyler Tolbert's 55 and Dairon Blanco's 41)
- Ranked among Double-A Central league leaders in runs (6th) and walks (T-8th)
- Hit a go-ahead grand slam to help the Naturals clinch the Double-A Central Championship Series vs. Wichita in game three
- Had a pair of multi-homer games, on July 23 at Tulsa (3-for-4, 2 R, 4 RBI, SB) and on August 24 vs. Springfield (3-for-4, 2 R, 5 RBI)
- Stole three bases on August 12 vs. Frisco (2-for-3, 2 R, HR, RBI, BB)
- Hit .255 (71-for-278) vs. right-handed pitchers, compared to a .202 average (17-for-84) vs. left-handed pitchers
- Entered the season as the 25th-best prospect in the Royals system per MLB Pipeline and the 30th-best per *Baseball America*

2020

- Did not play in affiliated baseball due to COVID-19 pandemic
- Entered season as the 16th-best prospect in the Royals system per MLB Pipeline and the 18th-best per *Baseball America*

2019

- Played in 125 games with Advanced-A Wilmington and hit .263 (110-for-419) with 70 runs, 13 doubles, 7 triples, 14 home runs, 51 RBI, 55 walks and 39 stolen bases
- Named Wilmington Player of the Year, a MiLB.com Organization All-Star (Kansas City) and a Carolina League Postseason All-Star
- Ranked among Carolina League leaders in stolen bases (1st), runs (3rd), triples (T-3rd), home runs (T-4th), on-base percentage (6th, .363), slugging (6th, .427) and OPS (6th, .790)
- Named Carolina League Player of the Week for August 19-25 after hitting .440 (11-for-25) with 10 runs, 1 double, 5 home runs and 9 RBI during the week
- Hit three home runs in a game on August 22 vs. Salem, becoming the first Wilmington player to do so (3-for-3, 3 R, 3 RBI, BB)
- Hit a home run in three consecutive games from August 6-8 at Fayetteville
- Entered season as the 17th-best prospect in the Royals system per MLB Pipeline and the 20th-best per *Baseball America*

2018

- Played in 104 games between Single-A Lexington (82) and Advanced-A Wilmington (22)...hit .289 (109-for-377) with 70 runs, 22 doubles, 3 triples, 18 home runs, 68 RBI, 28 walks and 35 stolen bases
- Named a MiLB.com Organization All-Star (Kansas City)
- Talled four hits in a game on May 21 vs. Rome (4-for-6, 2 R, 2 2B, HR, 3 RBI) and July 2 vs. Asheville (4-for-6, 2 R, 2B, HR, 4 RBI, 2 SB)
- Hit two home runs on June 10 at Asheville (5 RBI)
- Swiped three bases on August 20 at Longwood (3-for-5, 2B, 3 RBI)
- Hit .305 in 26 June games, .321 in 21 May games and .423 (22-for-52) in 14 August games with Lexington

2017

- Played in 39 games between Rookie-Level Idaho Falls (20) and Rookie-Level AZL Royals (19)...hit .321 (50-for-156) with 38 runs, 11 doubles, 5 triples, 4 home runs, 23 RBI, 18 walks and 16 stolen bases
- Reached base safely in 36 of 39 games
- Made professional debut on June 25 vs. AZL Rangers...former Sound Estuary Ruiz was batting in front of him in the lineup

Brewer Hicklen continued on page 67

Brewer Hicklen continued

SINGLE-GAME CAREER BESTS

Hits: 4 (4x), Last - 5/25/22 w/ Omaha at Louisville
RBI: 5 (2x), Last - 8/24/21 w/ Northwest Arkansas vs. Springfield
Runs: 4 - 8/21/19 (Game 1) w/ Wilmington vs. Salem
HR: 3 - 8/22/19 w/ Wilmington vs. Salem
GS: 4, Last - 5/17/22 w/ Omaha vs. St. Paul
K: 4 (6x), Last - 9/16/22 w/ Omaha at Columbus
BB: 3 (4x), Last - 9/6/23 w/ Lehigh Valley at Buffalo
SB: 3 (5x), Last - 4/22/22 w/ Omaha at Memphis
Hit Streak: 14 Games - 6/7 - 6/25/22 w/ Biloxi

SOUND BITES - BACK IN 2016

Prior to the 2022 squad posting the best record in Triple-A, the Sounds finished the 2016 season with a record of 83-59, the best in the Pacific Coast League. The 83 wins were the most a Nashville team had won since the 2007 team won 89 games. They returned to the playoffs for the first time since that 2007 season and won the franchise's fifth division title in the PCL era.

Nashville met Oklahoma City in the American Conference Finals, where the season came to a dramatic end in game five. After winning game one at Chickasaw Bricktown Ballpark, the Sounds dropped game two the next night. They came back to win game three at home to take a 2-1 series lead, but the Dodgers won game four, 7-1, to set up a deciding game five. In a game that featured five lead changes, the Sounds blew a 9-7 lead in the eighth inning and lost game five, 10-9.

HICKLEN



BRYAN HUDSON • LHP



BATS: Left **THROWS:** Left **HEIGHT:** 6-8 **WEIGHT:** 220
BORN: May 8, 1997 in Godfrey, IL
RESIDES: Godfrey, IL
OPENING DAY AGE: 26 **MLB SERVICE:** 0.017
ACQUIRED: Acquired via trade by Milwaukee from Los Angeles-NL in exchange for LHP Justin Chambers on January 3, 2024

PERSONAL

- Bryan Michael Hudson
- 9th professional season; 1st with Milwaukee
- Originally selected by Chicago-NL in the third round of the 2015 First-Year Player Draft
- Signed by Stan Zielinski

DID YOU KNOW?

- Was the tallest Dodgers player in 2023 and is tied for the second-tallest player to appear for the Dodgers in the franchise history (also Brandon McCarthy and Chris Martin)...only Mark Hendrickson (6'9") was the only taller player in franchise history
- Shared hometown with Robert Wadlow (1918-40), the tallest person in recorded history for which there is irrefutable evidence...Wadlow reached a height of 8 feet 11 inches

HIGH SCHOOL/COLLEGE

- Graduated from Alton High School (IL)
- Set school records for career wins (25) and strikeouts (234)
- Finished 10-2 with a 0.50 ERA and 150 strikeouts his senior season
- Named *Belleveille News-Democrat's* Large-School Player of the Year his senior year
- Attended Santa Rosa Community College (CA) from 2012-13
- Committed to play baseball at the University of Missouri before signing with the Cubs

CAREER STATISTICS

YEAR	CLUB	W-L	ERA	G	GS	CG	SH	SV	IP	H	R	ER	HR	HB	BB	SO	WP
2015	AZL Cubs	0-0	2.70	5	0	0	0	0	6.2	6	4	2	0	1	2	5	2
2016	Eugene	5-4	5.06	13	13	0	0	0	58.2	56	37	33	4	3	41	41	4
2017	South Bend	9-3	3.91	24	24	0	0	0	124.1	128	65	54	10	9	52	81	9
2018	Myrtle Beach	6-11	4.70	23	23	0	0	0	113.0	102	72	59	4	12	58	78	14
2019	AZL Cubs	1-0	2.45	4	2	0	0	0	7.1	6	2	2	0	0	0	8	0
	Myrtle Beach	1-2	5.22	7	7	0	0	0	29.1	34	17	17	5	0	8	24	2
2021	Tennessee	6-3	3.13	31	0	0	0	0	54.2	38	25	19	2	4	22	51	6
	Iowa	0-1	27.00	4	0	0	0	0	4.0	9	13	12	3	1	8	4	0
2022	Tennessee	3-1	2.08	8	0	0	0	3	13.0	10	4	3	1	0	5	18	0
	Iowa	1-2	4.11	31	0	0	1	46.0	40	24	21	4	3	22	58	2	
2023	Oklahoma City	5-2	2.43	46	8	0	0	0	55.2	47	23	15	3	1	26	86	0
	LOS ANGELES-NL	0-0	7.27	6	0	0	0	0	8.2	12	7	7	1	1	4	7	0
Major League Totals		0-0	7.27	6	0	0	0	0	8.2	12	7	7	1	1	4	7	0
Minor League Totals		37-29	4.16	196	77	0	0	4	512.2	476	286	237	36	34	244	454	39

2023

- Went 0-0 with a 7.27 ERA in 6 games (no starts) with Los Angeles-NL...8.2 IP, 12 H, 7 R, 7 ER, 4 BB, 7 K
- Went 5-2 with a 2.43 ERA in 46 games (8 starts) with Triple-A Oklahoma City...55.2 IP, 47 H, 23 R, 15 ER, 26 BB, 86 K
- Had contract selected on June 17 and made Major League debut that night vs. San Francisco...allowed three runs (all earned) on four hits in 2.0 innings in a mop up role of a 15-0 loss to the Giants...optioned back to Oklahoma City on June 19
- Had several more stints on Los Angeles-NL's roster (July 5-9, August 6-8, and August 19-27)
- Allowed at least one run in five of six appearances with Los Angeles
- Ranked among Oklahoma City pitchers in strikeouts (2nd), appearances (2nd), wins (T-4th) and innings pitched (5th)
- Had the third-best K/9 among pitchers with at least 55.0 IP in the Pacific Coast League (13.90)...only Kyle Harrison with Sacramento (14.39) and Riley O'Brien (14.07) with Tacoma had higher marks
- Totaled 33 scoreless outings of 1.0+ IP in Triple-A
- Made eight spot starts as an opener with Oklahoma City...was most starts since 2019
- Boasted a 1.34 ERA (33.2 IP/5 ER) in Oklahoma City road games, the lowest road ERA among pitchers with 30.0+ IP in Triple-A
- Held left-handed hitters to a .216 average (16-for-74) and right-handed hitters to a .223 average (31-for-139) in Triple-A

Bryan Hudson continued on page 69

Bryan Hudson continued

- Made two appearances in the Triple-A postseason, tossing scoreless, hitless innings on September 26 vs. Round Rock and September 30 vs. Norfolk
- Designated for assignment to make room for recently signed RHP Yoshinobu Yamamoto on December 27

2022

- Went 4-3 with a 3.66 ERA in 39 games (no starts) between Triple-A Iowa (31) and Double-A Tennessee (8)...59.0 IP, 50 H, 28 R, 24 ER, 27 BB, 76 K, 4 SV
- Began season with Smokies before getting promoted to Iowa on May 10
- Earned wins with Tennessee on April 8 vs. Chattanooga, April 12 at Montgomery and April 21 vs. Rocket City
- Struck out 18 batters in 13.0 IP with the Smokies at time of promotion
- Held a 2.70 ERA, 0.84 WHIP and .136 BAA through his first 12 outings with Iowa...Followed with a 4.91 ERA, 1.64 WHIP and .281 BAA across final 19 appearances with the I-Cubs
- Had 12 scoreless appearances of 1.0+ IP with Iowa
- Elected free agency on November 10 and signed with Los Angeles-NL as a minor league free agent on December 13

2021

- Went 8-4 with a 4.76 ERA in 35 games (no starts) with Double-A Tennessee (31) and Triple-A Iowa (4)...58.2 IP, 47 H, 38 R, 31 ER, 30 BB, 55 K
- Transitioned to a reliever for the first time in his career
- Led the Smokies in wins (6) and appearances...also ranked sixth on the team with 51 strikeouts and 54.2 innings pitched
- Held left-handed hitters to a .132 average (7-for-53) in Double-A, compared to a .226 average (31-for-137) against right-handed hitters
- Did not allow a run over final five outings with Tennessee (9.0 IP, 3 H, 3 BB, 8 K)
- Promoted to Iowa on September 17...struck out four with eight walks in 4.0 innings
- Allowed at least two runs in each of first three games with I-Cubs...only scoreless outing came on October 3 vs. Omaha

2020

- Did not play in affiliated baseball due to COVID-19 pandemic

2019

- Went 2-2 with a 4.66 ERA in 11 games (9 starts) with Advanced-A Myrtle Beach (7) and Rookie-Level AZL Cubs (4)...36.2 IP, 40 H, 19 R, 19 ER, 8 BB, 32 K
- Spent April 30-August 18 and August 24-September 15 on the injured list
- Made four rehab appearances with AZL Cubs from August 2-August 14
- Struck out six in 5.0 innings on April 5 vs. Lynchburg (2 ER, 1 BB)
- Longest outing came on April 17 vs. Frederick (5.1 IP, 6 H, 2 R, 2 ER, 2 BB, 3 K)

2018

- Went 6-11 with a 4.70 ERA in 23 games (all starts) with Advanced-A Myrtle Beach...113.0 IP, 102 H, 72 R, 59 ER, 58 BB, 78 K
- Finished fifth in the Carolina League in opponent batting average (.241)
- Posted a 5-4 record (11 starts) in road games, compared to a 1-7 record (12 starts) in home games
- Entered the season as the 18th-best prospect in the Cubs system by *Baseball America* and the 25th-best by MLB Pipeline

2017

- Went 9-3 with a 3.91 ERA in 24 games (all starts) with Single-A South Bend...124.1 IP, 128 H, 65 R, 54 ER, 52 BB, 81 K
- Posted the second-best win percentage (.750) in the Midwest League...also ranked 10th in ERA
- Induced a career-high 19 double plays
- Totaled six quality starts
- Earned wins in seven of final 10 starts of season...two of those (July 20 at Wisconsin and August 26 vs. Lake County) were quality starts
- Entered the season as the 25th-best prospect in the Cubs system by *Baseball America* and MLB Pipeline

2016

- Went 5-4 with a 5.06 ERA in 13 games (all starts) with Short-Season Eugene...58.2 IP, 56 H, 37 R, 33 ER, 41 BB, 41 K
- Earned first professional win on June 24 vs. Spokane (5.0 IP, 1 H, 0 R, 2 BB, 4 K)
- Entered the season as the 13th-best prospect in the Cubs system by MLB Pipeline and the 15th-best prospect by *Baseball America*

Bryan Hudson continued on page 70



Bryan Hudson continued

2015

• Went 0-0 with a 2.70 ERA in 5 games (no starts) with Rookie-Level AZL Cubs...6.2 IP, 6 H, 4 R, 2 ER, 2 BB, 5 K

SINGLE-GAME CAREER BESTS

Innings: 7.2 - 8/31/17 w/ South Bend vs. West Michigan

Strikeouts: 7 (2x), Last - 4/20/18 w/ Myrtle Beach vs. Down East

10+ K Games: None

Walks: 7 - 6/30/16 w/ Eugene at Boise

Shutouts: None

Complete Games: None

Hits: 11 - 8/27/16 w/ Eugene at Salem-Keizer

Runs: 8 (2x), Last - 8/25/18 w/ Myrtle Beach at Down East

HR: 3 (2x), Last - 9/18/21 w/ Iowa at Omaha

Winning Streak: 7 Games - 7/9 - 8/31/17 w/ South Bend


Losing Streak: 4 Games - 7/22 - 8/25/18 w/ Myrtle Beach

SOUND BITES - AMONG THE GREATS

Right-handed pitcher Tim Dillard entered the 2019 season as one of Nashville's all-time leaders in several pitching categories from his time with the Sounds from 2007-2014, and built on those numbers to permanently cement himself as one of the all-time greats in franchise history.

Dillard is now the franchise leader in wins (48), games (242), innings pitched (710.0), strikeouts (437), runs allowed (398), home runs allowed (62) and walks allowed (233). He is second all-time in losses (33) and third in starts (69).

JANSON JUNK • RHP



BATS: Right **THROWS:** Right **HEIGHT:** 6-1 **WEIGHT:** 197
BORN: January 15, 1996 in Federal Way, WA
RESIDES: Seattle, WA
OPENING DAY AGE: 28 **MLB SERVICE:** 0.052
ACQUIRED: Acquired by Milwaukee (along with RHP Elvis Peguero and LHP Adam Seminaris) from Los Angeles-AL in exchange for OF Hunter Renfroe on November 22, 2022

PERSONAL

- Janson Randall Junk
- 7th professional season; 2nd with Milwaukee
- Drafted by New York-AL in the 22nd round of the 2017 First-Year Player Draft
- Signed by Yankees scout Mike Thurman

DID YOU KNOW?

- Got married (wife's name is Madison) in the off-season
- Played collegiate summer baseball in 2015 with the Bend Elks and was a teammate of Oakland outfielder Seth Brown
- Enjoys the outdoors, hiking, trading cards and music

HIGH SCHOOL/COLLEGE

- Graduated from Decatur High School (WA)
- Received first team all-league and all-city honors his senior year
- Helped lead team to fifth-place finish in state his junior year
- Played three seasons at Seattle University
- Earned team high six wins in 2017 season and recorded 61 strikeouts across 21 appearances

CAREER STATISTICS

YEAR	CLUB	W-L	ERA	G	GS	CG	SH	SV	IP	H	R	ER	HR	HB	BB	SO	WP
2017	GCL Yankees	1-2	0.71	11	0	0	0	0	12.2	16	7	1	0	0	6	10	3
2018	Charleston	7-5	3.77	17	15	1	0	0	88.1	82	39	37	9	4	31	71	5
2019	Tampa	4-6	5.24	20	12	1	0	0	80.2	94	53	47	8	3	37	76	5
	Trenton	0-1	7.71	1	1	0	0	0	4.2	4	4	4	1	0	5	3	0
	Scranton/WB	0-0	11.57	1	1	0	0	0	2.1	5	4	3	1	0	0	2	0
2021	Somerset	4-1	1.78	14	12	0	0	1	65.2	43	13	13	6	1	20	68	3
	Rocket City	2-2	5.27	5	5	0	0	0	27.1	32	21	16	5	0	7	29	1
	LOS ANGELES-AL	0-1	3.86	4	4	0	0	0	16.1	20	11	7	5	0	2	10	0
2022	Salt Lake	1-7	4.64	16	15	0	0	0	73.2	77	41	38	9	1	18	69	0
	LOS ANGELES-AL	1-1	6.48	3	2	0	0	0	8.1	10	6	6	1	0	3	11	0
2023	Nashville	7-10	4.18	27	25	0	0	0	140.0	145	77	65	14	5	44	94	2
	MILWAUKEE	0-1	4.91	2	1	0	0	0	7.1	8	5	4	1	0	2	5	0
Major League Totals		1-3	4.78	9	7	0	0	0	32.0	38	22	17	7	0	7	26	0
Minor League Totals		26-34	4.07	112	86	2	0	1	495.1	498	259	224	53	14	168	422	19

2023

- Went 0-1 with a 4.91 ERA in 2 games (1 start) with Milwaukee...7.1 IP, 8 H, 5 R, 4 ER, 2 BB, 5 K
- Went 7-10 with a 4.18 ERA in 27 games (25 starts) with Nashville...140.0 IP, 145 H, 77 R, 65 ER, 44 BB, 94 K
- Made debut with Brewers on April 12 at Arizona in a start...also pitched in relief on October 1 vs. Chicago-NL
- Ranked among International League qualified pitchers in ERA (3rd), innings (3rd), starts (T-4th), WHIP (6th, 1.35), batting average allowed (7th, .269) and win percentage (8th, .412)
- Tossed 5.0 scoreless innings to earn win on April 7 at Memphis
- Earned win in a start on April 19 at Jacksonville...was first win by a Sounds starter in the season
- Snapped 13.2 Triple-A scoreless inning streak on April 27 vs. Omaha, taking a loss and allowing a home run in the second inning
- Went 0-3 with a 6.66 ERA (25.2 IP/19 ER) across five starts in May
- Snapped eight start winless streak on June 17 vs. Gwinnett
- Turned in back-to-back starts of 7.0 innings for the first time in professional or collegiate career on June 23 vs. Norfolk and June 29 at Memphis
- Allowed nine earned runs (6 H, 3 BB, 0 K) while recording only one out on July 4 vs. Columbus...was shortest outing by Sounds starter on the season until Robert Gasser was ejected after one pitch later in the series on July 7
- Suffered his first loss after going 7.0 innings on August 19 vs. Charlotte...was previously 6-0 when pitching 7.0 innings in a start
- Recorded a 3.01 ERA (68.2 IP/23 ER) in 13 road outings, compared to a 5.30 ERA (71.1 IP/42 ER) in 14 appearances at First Horizon Park

Janson Junk continued on page 72



JUNK

Janson Junk continued

2022

- Went 1-1 with a 6.32 ERA in 3 games (2 starts) with Los Angeles-AL...8.1 IP, 10 H, 6 R, 6 ER, 3 BB, 11 K
- Went 1-7 with a 4.64 ERA in 16 games (15 starts) with Triple-A Salt Lake...73.2 IP, 77 H, 41 R, 38 ER, 18 BB, 69 K
- Had three stints with Los Angeles-AL throughout the season (May 28-29, June 20-26, July 27-August 6)
- Logged three quality starts with Salt Lake (May 21 vs. Albuquerque, June 2 vs. El Paso, July 14 at Las Vegas)
- Struck out eight over 6.0 scoreless innings on July 14 at Las Vegas
- Picked up first Major League win on July 27 at Kansas City (5.0 IP, 4 H, 0 R, 1 BB, 8 K)
- Finished with the third most starts, the fifth most strikeouts and the fifth most innings pitched for Salt Lake
- Held right-handed hitters to a .239 (37-for-155) with Salt Lake, compared to .296 (40-for-135) against left-handed hitters

2021

- Went 0-1 with a 3.86 ERA in 4 games (all starts) with Los Angeles-AL...16.1 IP, 20 H, 11 R, 7 ER, 2 BB, 10 K
- Went 6-3 with a 2.81 ERA in 19 games (17 starts) between Double-A Somerset (14) and Double-A Rocket City (5)...93.0 IP, 75 H, 34 R, 29 ER, 27 BB, 97 K, 1 SV
- Named the Eastern League Pitcher of the Month for June after going 3-1 with a 1.33 ERA (27.0 IP/4 ER) across five outings (4 starts) for Somerset
- Named the Eastern League Pitcher of the Week for the week of June 15-20 after throwing 6.0 one-hit innings in a win on June 18 vs. Richmond (1 R, 1 ER, 0 BB, 4 K)
- Traded to Los Angeles-AL by New York-AL with RHP Elvis Peguero in exchange for LHP Andrew Heaney and cash considerations on July 30
- Carried a perfect game into the 9th inning on August 27 at Biloxi in his final start for Rocket City (8.2 IP, 2 H, 3 R, 3 ER, 1 BB, 8 K)
- Made Major League debut for Angels on September 5 at Texas (L, 3.2 IP, 6 H, 5 R, 1 ER, 1 BB, 2 K)...struck out Rangers outfielder Jason Martin for first career MLB strikeout
- Allowed three-or-fewer runs in each of four starts with the Angels
- At the time of his promotion, was the No. 22 prospect in the Angels organization per MLB Pipeline

2020

- Did not play in affiliated baseball due to COVID-19 pandemic
- Was not selected to New York-AL Player Pool

2019

- Went 4-6 with a 5.24 ERA in 20 games (12 starts) with Advanced-A Tampa...80.2 IP, 94 H, 53 R, 47 ER, 37 BB, 76 K
- Made one start with Double-A Trenton on July 25 in game two of doubleheader at Erie (L, 4.2 IP, 4 H, 4 R, 4 ER, 5 BB, 3 K)
- Made one start with Triple-A Scranton/Wilkes-Barre on August 2 vs. Lehigh Valley (2.1 IP, 5 H, 4 R, 3 ER, 0 BB, 2 K)
- Six of first seven appearances with Tampa came out of the bullpen before being moved to the starting rotation
- Allowed a season-high nine runs (8 ER) in a start on August 7 at Lakeland (2.2 IP, 11 H, 3 BB, 3 K)
- Held left-handed hitters to a .267 (39-for-146) average compared to a .294 (55-for-187) clip for right-handed hitters

2018

- Went 7-5 with a 3.77 ERA in 17 games (15 starts) with Single-A Charleston...88.1 IP, 82 H, 39 R, 37 ER, 31 BB, 71 K
- Named South Atlantic League Pitcher of the Week for August 13-19 after pitching 5.0 innings of a combined no-hitter on August 16 at Delmarva (1 R, 2 HB, 1 BB, 6 K)
- Finished with five quality starts, including an outing of 6.0 scoreless innings on July 1 at Greenville (3 H, 2 BB, 7 K)
- Went 7-1 with a 3.18 ERA (56.2 IP/20 ER) in 10 road games

2017

- Went 1-2 with a 0.71 ERA in 11 games (no starts) with the Gulf Coast League Yankees...12.2 IP, 16 H, 7 R, 1 ER, 6 BB, 10 K
- Made professional debut on June 30 vs. GCL Braves (1.0 IP, 0 H, 0 R, 1 BB, 1 K)
- Did not allow an earned run through first six outings (6.0 IP)

Janson Junk continued on page 73

Janson Junk continued

SINGLE-GAME CAREER BESTS

Innings: 8.2 - 8/27/21 w/ Rocket City at Biloxi
Strikeouts: 8 (5x), Last - 7/27/22 w/ Los Angeles-AL at Kansas City
10+ K Games: None
Walks: 5 (3x), Last - 7/25/19 (Game 2) w/ Trenton at Erie
Shutouts: None
Complete Games: 2, Last - 5/5/19 w/ Tampa at Florida (5.1 IP)
Hits: 11, 8/7/19 w/ Tampa at Lakeland
Runs: 9 (2x), Last - 7/4/23 w/ Nashville vs. Columbus
HR: 3 - 5/16/23 w/ Nashville at Durham
Winning Streak: 4 - 6/13 - 7/2/21 w/ Somerset
Losing Streak: 5 (2x), Last - 8/4 - 9/17 w/ Salt Lake and Los Angeles-AL



JUNK



JARED KOENIG • LHP



BATS: Right **THROWS:** Left **HEIGHT:** 6-4 **WEIGHT:** 244
BORN: January 24, 1994 in San Jose, CA
RESIDES: Aptos, CA
OPENING DAY AGE: 30 **MLB SERVICE:** 0.046
ACQUIRED: Signed as a free agent by Milwaukee on November 20, 2023

PERSONAL

- Jared Tyler Koenig
- 7th professional season (4th in affiliated baseball); 1st with Milwaukee
- Originally signed as a free agent by Oakland on January 14, 2020

DID YOU KNOW?

- Selected by Chicago-AL in the 35th round of the 2014 First-Year Player Draft but did not sign

HIGH SCHOOL/COLLEGE

- Graduated from Aptos High School (CA)
- Named First Team SCCAL his junior and senior year
- Attended Central Arizona College and played from 2013-14
- Combined to go 11-1 with 94 strikeouts in 78.1 IP across two seasons for the Vaqueros
- Attended Old Dominion University and pitched one season with the Monarchs in 2015
- Transferred to Cal State University, Monterey Bay and pitched for the Otters his senior season in 2016

CAREER STATISTICS

YEAR	CLUB	W-L	ERA	G	GS	CG	SH	SV	IP	H	R	ER	HR	HB	BB	SO	WP
2017	Monterey	2-2	3.68	5	5	1	0	0	29.1	20	13	12	1	0	16	40	2
	Salina	1-4	7.06	5	5	0	0	0	21.2	25	20	17	2	1	16	6	1
	San Rafael	1-1	4.91	3	3	0	0	0	14.2	20	10	8	1	1	7	16	0
	Birmingham-Bloomfield	0-0	3.18	4	0	0	0	0	5.2	5	2	2	2	0	4	7	1
2018	Sam Rafael	11-1	3.54	16	16	0	0	0	96.2	77	47	38	8	6	51	140	4
2019	Lake Erie	7-2	2.24	20	18	1	0	0	104.1	87	37	26	6	6	34	133	3
2021	Midland	7-5	3.26	24	21	0	0	0	121.1	108	56	44	14	7	43	100	4
2022	Las Vegas	6-6	4.71	20	18	0	0	0	107.0	112	57	56	13	0	30	104	4
	OAKLAND	1-3	5.72	10	5	0	0	0	39.1	40	25	25	4	5	15	22	4
2023	San Antonio	1-0	0.00	12	0	0	0	3	14.0	10	2	0	0	0	7	22	0
	El Paso	5-4	5.00	36	1	0	0	4	45.0	61	38	25	8	3	22	48	1
Major League Totals		1-3	5.72	10	5	0	0	0	39.1	40	25	25	4	5	15	22	4
Minor League Totals		19-15	3.92	92	40	0	0	7	287.1	291	153	125	35	10	102	274	9
Independent League Totals		22-10	3.40	53	47	2	0	0	272.1	234	129	103	20	14	128	342	11

2023

- Went 6-4 with a 3.81 ERA in 48 games (1 start) with Triple-A El Paso (36) and Double-A San Antonio (12)...59.0 IP, 71 H, 40 R, 25 ER, 29 BB, 70 K
- Made the second-most pitching appearances among Padres minor leaguers...also tied for fourth in saves (7)
- Began season with Missions and did not allow an earned run in all 12 outings (14.0 IP, 10 H, 2 R, 0 ER, 7 BB, 22 K)
- Had three saves with San Antonio (April 20 at Corpus Christi, May 7 at Tulsa and May 13 vs. Corpus Christi)
- Promoted to El Paso on May 16 and remained with Chihuahuas throughout the season
- Finished with 16 scoreless appearances of 1.0+ IP in El Paso
- Logged four more saves with El Paso (July 30 vs. Round Rock, August 5 at Salt Lake, August 13 vs. Sugar Land and September 15 vs. Albuquerque)
- Made lone start of season on July 2 at Albuquerque (2.0 IP, 5 H, 2 R, 2 ER, 1 K)
- Performed much better in home games at El Paso (4-0, 2.93 ERA, 27.2 IP, 9 ER) than on the road (1-4, 8.31 ERA, 17.1 IP, 16 ER)

2022

- Went 1-3 with a 5.72 ERA in 10 games (5 starts) with Oakland...39.1 IP, 40 H, 25 R, 25 ER, 15 BB, 22 K
- Went 6-6 with a 4.71 ERA in 20 games (18 starts) with Triple-A Las Vegas...107.0 IP, 112 H, 57 R, 56 ER, 30 BB, 104 K
- Began season with Aviators before getting contract selected by Oakland on June 8...made Major League debut that night at Atlanta and took the loss in a start (4.0 IP, 5 H, 4 R, 4 ER, 2 BB, 3 K)

Jared Koenig continued on page 75

Jared Koenig continued

- Took another loss at Boston on June 14 before picking up first Major League win on June 19 vs. Kansas City (5.2 IP, 2 H, 0 R, 4 BB, 0 K)
- Spent four stints up with Oakland (June 8-26, July 13-17, August 26-28, September 16-end of season)
- Final start with Athletics came on July 16 at Houston...following five appearances were all in relief
- Ranked among Las Vegas pitchers in strikeouts (2nd), wins (3rd), starts (3rd) and innings pitched (3rd)
- Earned the win in four consecutive starts (April 30-May 19) with the Aviators...possessed a 2.13 ERA, 0.87 WHIP and .202 BAA during the win streak
- Struck out 10 batters on May 7 at Sacramento (6.0 IP) and May 13 vs. Salt Lake (8.0 IP)
- Tallied seven quality starts with Las Vegas
- Posted a 3.02 ERA in eight games (7 starts) with Las Vegas at Las Vegas Ballpark...ERA was at 6.07 in 12 games (11 starts) away from home with the Aviators

2021

- Went 7-5 with a 3.26 ERA in 24 games (21 starts) with Double-A Midland...121.1 IP, 108 H, 56 R, 44 ER, 43 BB, 100 K
- Named a Double-A Central Postseason All-Star and MiLB.com Organization All-Star (Oakland)
- Led Double-A Central in ERA, innings pitched and opponent batting average (.240)...also ranked among league leaders in WHIP (2nd), win percentage (2nd, .583), wins (T-2nd) and starts (T-4th)
- Ranked second in innings and fourth in strikeouts among Oakland farmhands
- Totaled nine quality starts (earned the win in 5 of those)
- Posted a 1.25 ERA (21.2 IP/3 ER) across five appearances in May (0.97 WHIP, .147 BAA)
- Entered August with a 5-1 record, but took the loss in four consecutive starts from August 13-31 (6.98 ERA, .363 BAA across those 19.1 IP)

2020

- Did not play in affiliated baseball due to COVID-19 pandemic

2019

- Went 7-2 with a 2.24 ERA in 20 games (18 starts) with independent Lake Erie of the Frontier League...104.1 IP, 87 H, 37 R, 26 ER, 34 BB, 133 K
- Led the Frontier League in strikeouts and ranked among league leaders in ERA (2nd) and wins (T-7th)
- One of four pitchers in the league to later pitch in MLB...also Nick Duron (Philadelphia, 2022), Adam Oller (Oakland, 2022-23), and Randy Wynne (Cincinnati, 2023)

2018

- Went 11-1 with a 3.54 ERA in 16 games (all starts) with independent San Rafael of the Pacific Association...96.2 IP, 77 H, 47 R, 38 ER, 51 BB, 140 K
- Helped the Pacifics win the Pacific Association Championship

2017


- Went 4-7 with a 4.92 ERA in 17 games (13 starts) between Monterey of the Pecos League (5), Salina of the American Association (5), Birmingham-Bloomfield of the United Shore League and San Rafael of the Pacific Association (3)...71.1 IP, 70 H, 45 R, 39 ER, 43 BB, 69 K

SINGLE-GAME CAREER BESTS

Innings: 8.2 - 8/27/21 w/ Rocket City at Biloxi
Strikeouts: 8 (5x), Last - 7/27/22 w/ Los Angeles-AL at Kansas City
10+ K Games: None
Walks: 5 (3x), Last - 7/25/19 (Game 2) w/ Trenton at Erie
Shutouts: None
Complete Games: 2, Last - 5/5/19 w/ Tampa at Florida (5.1 IP)
Hits: 11, 8/7/19 w/ Tampa at Lakeland
Runs: 9 (2x), Last - 7/4/23 w/ Nashville vs. Columbus
HR: 3 - 5/16/23 w/ Nashville at Durham
Winning Streak: 4 - 6/13 - 7/2/21 w/ Somers
Losing Streak: 5 (2x), Last - 8/4 - 9/17 w/ Salt Lake and Los Angeles-AL



EVAN MCKENDRY • RHP



BATS: Right **THROWS:** Right **HEIGHT:** 6-2 **WEIGHT:** 194
BORN: February 6, 1998 in Pembroke Pines, FL
RESIDES: Pembroke Pines, FL
OPENING DAY AGE: 26 **MLB SERVICE:** 0.000
ACQUIRED: Acquired via trade by Milwaukee from Tampa Bay in exchange for C Alex Jackson on August 1, 2023

PERSONAL

- Evan Daniel McKendry
- 6th professional season; 2nd with Milwaukee
- Originally selected by Tampa Bay in the ninth round of the 2019 First-Year Player Draft out of the University of Miami
- Signed by Victor Rodriguez

DO YOU KNOW?

- Is the nephew of ESPN host Christine “Chris” McKendry
- Brother, Brendan, who played baseball at Flagler College
- Was a high school teammate with Miami Marlins player Xavier Edwards
- Attended the same high school as pop icon Ariana Grande

HIGH SCHOOL/COLLEGE

- Graduated from North Broward Prep School (FL)
- Finished senior year with a 1.50 ERA and 74 strikeouts in 56.0 innings
- Named to 2016 All-Broward County First Team by Miami Herald
- Attended University of Miami
- Went 18-10 with a 3.96 ERA across 34 starts for the Hurricanes in his career...218.0 IP, 206 H, 120 R, 96 ER, 250 K
- Named All-ACC Third Team in 2018 and All-ACC Academic Team in 2017 and 2018

CAREER STATISTICS

YEAR	CLUB	W-L	ERA	G	GS	CG	SH	SV	IP	H	R	ER	HR	HB	BB	SO	WP
2019	GCL Rays	0-0	0.00	2	2	0	0	0	4.0	1	0	0	0	1	0	2	0
	Hudson Valley	4-1	1.60	9	7	0	0	0	39.1	38	10	7	1	3	4	43	3
2021	Bowling Green	4-3	3.73	21	10	0	0	3	62.2	51	30	26	7	4	12	60	1
2022	Montgomery	0-5	4.00	20	18	0	0	0	81.0	72	47	36	14	8	9	83	8
	Durham	0-0	3.95	3	1	0	0	0	13.2	15	7	6	3	0	4	14	0
2023	Durham	8-3	4.00	20	15	1	1	0	96.2	85	47	43	19	7	28	95	3
	Nashville	4-3	4.93	8	8	0	0	0	45.2	40	25	25	8	0	18	35	1
Minor League Totals		20-15	3.75	83	61	1	1	3	343.0	302	166	143	52	23	75	332	16

2023

- Went 12-6 with a 4.30 ERA in 28 games (23 starts) with Triple-A Durham (20) and Nashville (8)...142.1 IP, 125 H, 72 R, 68 ER, 46 BB, 130 K
- Went 8-3 with a 4.00 ERA (96.2 IP/43 ER) across 20 appearances (15 starts) with Durham...was 4-3 with a 4.93 ERA in eight starts with Nashville
- Led the International League in wins and tied for the league lead in shutouts (with 4 others)...also ranked among league leaders in innings pitched (2nd), batting average allowed (2nd, .233), WHIP (2nd, 1.20), strikeouts (3rd) and ERA (4th)
- Named the International League Pitcher of the Month and Tampa Bay Rays Minor League Pitcher of the Month in May after going 3-0 with a 0.31 ERA (29.1 IP/1 ER) in five outings (4 starts) for the Bulls
- Named the International League Pitcher of the Week three times throughout the season (May 8-14, May 29-June 4 and August 21-27)
- Tossed 7.0 scoreless innings (2 H, 2 BB, 6 K) to earn the first award on May 12 at Charlotte
- Added a two-hit, 7.0 inning shutout in game one of a doubleheader on May 31 vs. Jacksonville
- Worked 6.0 one-run innings for his third pitcher of the week award on August 23 at Gwinnett (1 H, 2 BB, 6 K)
- On the day of the trading deadline, switch clubhouses with former Sounds catcher Alex Jackson as the Bulls were facing the Sounds in Nashville on August 1...proceeded to take loss against former team on August 3 (4.1 IP, 5 H, 6 R, 6 ER, 4 BB, 6 K)
- Went 4-1 with a 3.72 ERA (36.1 IP/15 ER) with the Sounds when not facing his former team...was 0-2 with a 9.64 ERA (9.1 IP/10 ER) against the Bulls
- Made longest start by any Sounds pitcher (7.1 IP) on September 6 vs. Memphis (2 H, 1 R, 1 ER, 1 BB, 5 K)
- Held left-handed hitters to a .210 average (17-for-81) with Nashville, but had a .192 opponent batting average against right-handed hitters (39-for-203) with Durham

Evan McKendry continued on page 77

Evan McKendry continued

2022

- Went 0-5 with a 3.99 ERA in 23 games (19 starts) with Double-A Montgomery (20) and Triple-A Durham (3)...94.2 IP, 87 H, 54 R, 42 ER, 13 BB, 97 K
- Was just one of two pitchers in the minor leagues to throw 90+ innings and fail to earn a win (also Jake Irvin in Nationals organization)
- Ranked among Biscuits team leaders in starts (2nd, 18), innings (4th, 81.0) and strikeouts (4th, 83)
- Spent three months on Montgomery's injured list (April 19-July 16)
- Promoted to Durham on September 13 and appeared in three games (1 start)
- Moved back to Montgomery for the Southern League Postseason...worked three scoreless innings in relief on September 23 at Pensacola in a 1-0 series-deciding loss

2021

- Went 4-3 with a 3.73 ERA in 21 games (10 starts) with High-A Bowling Green...62.2 IP, 51 H, 30 R, 26 ER, 12 BB, 60 K
- Posted identical 2.40 ERAs (15.0 IP/4 ER) in both May (5 outings in relief) and June (5 outings, 1 start)
- Spent July 6-20 on the injured list
- Went 1-2 with a 4.96 ERA (32.2 IP/18 ER) after injured list stint
- Allowed three earned runs across 5.2 innings in High-A Postseason...helped Hot Rods win the league title over Greensboro in five games

2020

- Did not play in affiliated baseball due to COVID-19 pandemic

2019

- Went 4-1 with a 1.45 ERA in 11 games (9 starts) with Short-Season Hudson Valley (9) and Rookie-Level GCL Rays (2)...43.1 IP, 39 H, 10 R, 7 ER, 4 BB, 45 K
- Ranked among Renegades pitchers in wins (I-3rd, 4), strikeouts (I-4th, 43), innings pitched (5th, 39.1) and starts (I-5th, 7)
- Made professional debut vs. GCL Red Sox on June 25 (2.0 IP, 1 H, 0 BB, 1 K)

SINGLE-GAME CAREER BESTS

Innings: 7.1 - 9/6/23 w/ Nashville vs. Memphis

Strikeouts: 9 (2x), Last - 7/14/23 w/ Durham at St. Paul

10+ K Games: None

Walks: 5 - 5/25/23 w/ Durham at Gwinnett

Shutouts: 1 - Game 1, 5/31/23 w/ Durham vs. Jacksonville (7.0 IP)

Complete Games: 1 - Game 1, 5/31/23 w/ Durham vs. Jacksonville (7.0 IP)

Hits: 10 - 7/5/23 w/ Durham vs. Norfolk

Runs: 7 - 6/15/22 w/ Montgomery at Rocket City

HR: 3 (3x), Last - 9/17/23 w/ Nashville at Charlotte

Winning Streak: 6 Games - 4/12 - 6/11/23 w/ Durham

Losing Streak: 6 Games - 9/14/21 - 8/26/22 w/ Bowling Green and Montgomery



OWEN MILLER • INF



BATS: Right **THROWS:** Right **HEIGHT:** 6-0 **WEIGHT:** 197
BORN: November 15, 1996 in Mequon, WI
RESIDES: Fredonia, WI
OPENING DAY AGE: 27 **MLB SERVICE:** 2.076
ACQUIRED: Acquired by Milwaukee via trade from Cleveland for a Player to be Named Later or cash on December 14, 2022

PERSONAL

- Owen Robert Miller
- 6th professional season; 1st with Milwaukee
- Drafted by San Diego in the third round (84th overall) of the 2018 First-Year Player Draft
- Signed by Padres scout Troy Hoerner

DID YOU KNOW?

- Played for Lakeshore in the Northwoods League in 2016 and 2017
- Brother Noah was the Twins' first round pick (36th overall) in the 2021 First-Year Player Draft
- Favorite player growing up was Ryan Braun
- Grew up a Milwaukee Brewers, Green Bay Packers, Milwaukee Bucks and Wisconsin Badgers fan
- Enjoys visiting the family cabin in Minocqua, Wisconsin, where he hunts and fishes

HIGH SCHOOL/COLLEGE

- Graduated from Ozaukee High School (WI)
- Played football and basketball but only played baseball his freshman year
- Played travel baseball with Hitters Baseball Academy in Racine, Wisconsin
- Broke his high school's basketball scoring record with 1,115 career points (later broken by his brother Noah)
- Attended Illinois State University from 2016-18 where he hit .345 (246-for-713) with a .383 on-base percentage and a .511 slugging percentage across three seasons
- Named to the all-conference first team and All-America Third Team by ABCA/Rawlings

CAREER STATISTICS

YEAR	CLUB	AVG	G	AB	R	H	2B	3B	HR	RBI	BB	SO	SB	CS	OBP	SLG
2018	Tri-City	.335	49	191	22	64	8	3	2	20	15	24	4	4	.395	.440
	Fort Wayne	.336	26	107	18	36	11	0	2	13	4	17	0	0	.368	.495
2019	Amarillo	.290	130	507	76	147	28	2	13	68	46	86	5	5	.355	.430
	Columbus	.297	48	182	25	54	12	1	7	22	21	52	0	0	.374	.489
2022	CLEVELAND	.204	60	191	17	39	8	0	4	18	9	54	2	0	.243	.309
	CLEVELAND	.243	130	424	53	103	26	1	6	51	32	93	2	0	.301	.351
2023	Nashville	.283	29	106	12	30	8	0	4	17	6	18	1	0	.336	.472
	MILWAUKEE	.261	90	291	29	76	17	0	5	27	17	61	13	2	.303	.371
Major League Totals		.241	280	906	99	218	51	1	15	96	58	208	17	2	.289	.349
Minor League Totals		.303	282	1093	153	331	67	6	28	140	92	197	10	9	.365	.452

2023

- Played in 90 games with Milwaukee in his first season in the organization...hit .261 (76-for-291) with 29 runs, 17 doubles, 5 home runs, 27 RBI, 17 walks and 13 stolen bases
- Played in 29 games with Nashville and hit .283 (30-for-106) with 12 runs, 8 doubles, 4 home runs, 17 RBI, 6 walks and 1 stolen base
- Began season on Milwaukee's Opening Day roster...appeared at 1B, 2B, 3B, LF, RF and DH
- Optioned to Nashville for first time on August 2...recalled on September 1 before being optioned again on September 11...finished season with Sounds
- Logged 17 multi-hit and four multi-RBI games with Milwaukee
- Hit three home runs across a five-game span from May 20-May 25, including back-to-back days vs. Houston on May 23 and 24
- Recorded a pair of doubles and RBI against his former team (at Cleveland) on June 25
- Reached base safely in nine of first 10 games with Nashville...drove in a run in five-straight contests from August 6-11, tied for the third-longest RBI streak by Sounds in 2023
- Matched a career best with four hits on August 22 at Gwinnett (2B, HR, 3 RBI)
- Hit .350 (21-for-60) on the road with Nashville, compared to a .196 average (9-for-46) at First Horizon Park

2022

- Played in 130 games with Cleveland and hit .243 (103-for-424) with 53 runs, 26 doubles, 1 triple, 6 home runs, 51 RBI, 32 walks and 93 strikeouts
- Made his first career Opening Day roster...made 108 starts for Cleveland (71 at 1B, 23 at 2B, 14 at DH)
- Tied for fourth in the Major Leagues in sacrifice flies (9)

Owen Miller continued on page 79

Owen Miller continued

- Recorded four consecutive multi-hit games from April 10-13 (.524, 11-for-21, 5 2B, HR, 6 RBI) and in five of six contests from April 10-16
- Notched his first career multi-homer game on April 13 at Cincinnati with a pair of solo shots in the 7-3 win
- Posted a career-high 4 RBI in wins on April 10 at Kansas City and June 3 at Baltimore
- From September 3-17 recorded a career-high 10-game hitting streak during which he batted .333 (13-for-39) with 4 RBI
- Appeared in 5 games (2 starts) during the postseason.....started Game 1 of the Wild Card Series vs. Tampa Bay at DH and Game 2 of the ALDS at New York at DH.....went 1-for-9 with a walk and HBP during the postseason
- Following the season played for Ponce in the Puerto Rican Winter League (12 G, .273, 4 RBI)
- Was traded to Milwaukee in exchange for a player to be named or cash on December 14

2021

- Played in 60 games with Cleveland and hit .204 (39-for-191) with 17 runs, 8 doubles, 4 home runs, 18 RBI, 9 walks and 54 strikeouts
- Played in 48 games with Triple-A Columbus and hit .297 (54-for-182) with 25 runs, 12 doubles, 1 triple, 7 home runs, 22 RBI, 21 walks and 52 strikeouts
- Began season with Columbus and hit .406 (26-for-64) with 8 extra-base hits (5 2B, 3B, 2 HR) and 9 RBI in first 16 games...added to Cleveland's roster on May 23 and debuted that afternoon vs. Minnesota at designated hitter (0-for-5, 3 K)
- Knocked first MLB hit on May 24 at Detroit – a single off Spencer Turnbull...first RBI came on May 25 with a groundout scoring Eddie Rosario
- Belted his first Major League home run on July 31 at Chicago-AL with a solo shot off Dallas Keuchel
- Made starts at 1B (25), 2B (23), 3B (4), DH (3) and SS (1) over four stints with the team
- Entered the season ranked as the #18 prospect in the Cleveland organization by MLB Pipeline

2020

- Spent the season at the Alternate Training Sites with San Diego and Cleveland
- Was traded to Cleveland in nine-player deal involving RHP Mike Clevinger, LF Greg Allen, C Austin Hedges and RHP Cal Quantrill on August 31

2019

- Played in 130 games with Double-A Amarillo (San Diego) and hit .290 (147-for-507) with 76 runs, 28 doubles, 2 triples, 13 home runs, 68 RBI, 46 walks, 86 strikeouts and 5 stolen bases
- Led the Texas League in at-bats and hits and ranked among the league leaders in total bases (2nd, 218), games (T-2nd), runs (4th), doubles (4th), extra-base hits (6th, 43), RBI (7th), OBP (7th, .355), AVG (8th) and OPS (10th, .785)
- Named a Texas League Mid-Season All-Star
- Named a MiLB.com Organization All-Star (San Diego)
- Named a Baseball America Double-A All-Star
- Stole two bases in a game for the only time in his career so far on May 18 at Frisco
- Named Texas League Player of the Week for June 10-16 after slashing .565/.615/.739 (13-for-23) with 4 runs, 1 double, 1 home run and 4 RBI
- Knocked four hits on June 15 vs. Tulsa (4-for-5, R, HR, 3 RBI) and July 7 vs. Frisco (4-for-5, 3 R, 2B, 3B, RBI)
- Named Texas League Player of the Week again for July 29-August 4 after slashing .429/.500/1.000 (9-for-21) with 7 runs, 4 doubles, 1 triple, 2 home runs and 7 RBI...homed in back-to-back nights (August 2-3)
- Posted a 12-game hitting streak from August 18-30, hitting .348 (16-for-46) over the span
- Following the season played for the Peoria Javelinas in the Arizona Fall League (18 G, .176, 1 HR, 7 RBI)

2018


- Played in 75 games between Single-A Fort Wayne (26) and Short-Season Tri-City (49) and hit .336 (100-for-298) with 40 runs, 19 doubles, 3 triples, 4 home runs, 33 RBI, 19 walks, 41 strikeouts and 4 stolen bases
- .336 average was the 14th highest in the minor leagues (min. 300 PA)
- Named a Northwest League Mid-Season All-Star
- Made professional debut with Tri-City on June 15 at Salem-Keizer (1-for-4, 2B, RBI)
- Posted 26 multi-hit games and 6 multi-RBI games

SINGLE-GAME CAREER BESTS

Hits: 4 (6x), Last - 8/22/23 w/ Nashville at Gwinnett
RBI: 4 (3x), Last - 6/3/22 w/ Cleveland at Baltimore
Runs: 3 (4x), Last - 8/30/19 w/ Amarillo vs. Arkansas
HR: 2, 4/13/22 w/ Cleveland at Cincinnati
GS: None
K: 4, 7/17/21 w/ Columbus at St. Paul
BB: 3, 6/17/21 w/ Columbus vs. Toledo
SB: 2, 5/18/19 w/ Amarillo at Frisco
Hit Streak: 12 Games - 8/18 - 8/30/19 w/ Amarillo



TOBIAS MYERS • RHP



BATS: Right **THROWS:** Right **HEIGHT:** 6-1 **WEIGHT:** 217
BORN: August 5, 1998 in Winter Haven, FL
RESIDES: Fort Lauderdale, FL
OPENING DAY AGE: 25 **MLB SERVICE:** 0.000
ACQUIRED: Signed by Milwaukee as a free agent on November 10, 2022

PERSONAL

- Tobias Kane Myers
- 7th professional season; 1st with Milwaukee
- Selected by Baltimore in the sixth round of the 2016 First-Year Player Draft
- Signed by Orioles scout Kelvin Colon

DID YOU KNOW?

- Attended many Cleveland Indians games against the New York Yankees at Chain of Lakes Park in Winter Haven during Spring Training to watch his favorite player, Derek Jeter
- Invited to Milwaukee's major league spring training as a non-roster player

HIGH SCHOOL/COLLEGE

- Graduated from Winter Haven High School (FL)
- Went 8-2 with a 1.51 ERA and four complete games his senior season
- Committed to the University of South Florida prior to being drafted by Baltimore

CAREER STATISTICS

YEAR	CLUB	W-L	ERA	G	GS	CG	SH	SV	IP	H	R	ER	HR	HB	BB	SO	WP
2016	GCL Orioles	0-0	4.70	3	3	0	0	0	7.2	10	5	4	1	0	2	4	0
2017	Aberdeen	2-2	3.94	7	7	1	0	0	29.2	28	20	13	0	4	6	35	7
	Hudson Valley	2-0	3.08	5	5	0	0	0	26.1	17	9	9	1	0	4	38	3
2018	Bowling Green	10-6	3.71	23	21	0	0	0	119.0	127	59	49	11	5	41	101	9
2019	GCL Rays	1-0	0.00	3	1	0	0	0	6.2	1	0	0	0	0	3	6	0
	Charlotte (Adv. A)	8-1	2.31	18	13	0	0	0	78.0	72	22	20	4	3	25	53	1
2021	Montgomery	5-3	3.32	13	10	0	0	0	59.2	49	23	22	8	3	10	81	2
	Durham	3-4	4.50	12	12	0	0	0	58.0	52	31	29	11	1	18	65	1
2022	Columbus	1-9	6.00	14	14	0	0	0	60.0	73	47	40	10	3	33	40	5
	Sacramento	0-0	9.00	2	1	0	0	0	3.0	1	3	3	0	0	3	3	0
	Charlotte	0-6	15.92	7	7	0	0	0	13.0	28	24	23	5	0	15	11	2
2023	Biloxi	10-5	5.03	27	26	1	1	0	137.2	129	85	77	30	5	45	168	9
	Nashville	0-0	0.00	2	0	0	0	0	3.0	1	0	0	0	0	1	7	0
	Minor League Totals	42-36	4.32	136	120	2	1	0	601.2	588	328	289	81	24	206	612	39

2023

- Went 10-5 with a 5.02 ERA in 27 games (26 starts) with Double-A Biloxi...137.2 IP, 129 H, 85 R, 77 ER, 30 HR, 45 BB, 168 K, 1.26 WHIP
- Set a new single-season strikeout record and led Double-A in strikeouts (previous record was held by RHP Alec Bettinger who had 157 K in 2019)
- Led the Southern League in strikeouts, innings pitched and shutouts (1)...ranked among league leaders in complete games (T-1st), win percentage (T-1st), wins (T-2nd), starts (3rd), WHIP (6th) and ERA (10th)
- Named Southern League Pitcher of the Week for May 8-14 after striking out 10 in 6.1 two-hit, scoreless innings on May 12 vs. Rocket City
- Tossed his first career complete-game shutout (6.0 IP) on August 29 at Tennessee (4 H, 0 BB, 7 K) in a 9-0 win...was the first CG SHO by a Shuckers pitcher since RHP Trey Supak threw a one-hit, seven-inning one on July 16, 2019 vs. Chattanooga
- Completed seven innings on August 17 at Mississippi, his first 7.0 IP game since 2018 with Single-A Bowling Green
- Retired 15 straight between the first and sixth innings on April 19 at Rocket City...longest streak by a Biloxi pitcher in 2023
- Struck out 11 in his Brewers organization debut on April 7 at Mississippi
- Promoted to Nashville on September 19 and pitched twice in relief during final series vs. Jacksonville (3.0 IP, 1 H, 7 K)

2022

- Went 1-15 with a 7.82 ERA in 23 games (22 starts) with Triple-A Columbus (14), Triple-A Sacramento (2) and Triple-A Charlotte (7)...76.0 IP, 102 H, 74 R, 66 ER, 51 BB, 54 K
- Began season with Columbus in the Guardians organization

Tobias Myers continued on page 81

Tobias Myers continued

- Earned lone win of the season on May 12 vs. St. Paul (6.0 IP, 4 H, 3 R, 0 ER, 2 BB, 2 K)...also lone quality start of the season
- Traded to San Francisco Giants on July 7...designated for assignment by San Francisco on July 31 and claimed off waivers by Chicago-AL on August 2
- Released by Chicago-AL on September 19

2021

- Went 8-7 with a 3.90 ERA in 25 games (22 starts) with Triple-A Durham (12) and Double-A Montgomery (13)...117.2 IP, 101 H, 54 R, 51 ER, 28 BB, 146 K
- Led Tampa Bay farmhands in innings and strikeouts
- Began season with Montgomery
- Finished month of May with 2.61 ERA (20.2 IP/6 ER)
- Allowed one hit over 5.0 scoreless innings on June 24 at Biloxi (W, 8 K)
- Tossed 6.0 perfect innings on July 20 vs. Pensacola...struck out seven straight hitters from first to third inning...team remained perfect through 7.2 innings
- Named Southern League Pitcher of the Week for July 25
- Promoted to Durham on July 23 and debuted on July 25
- Spun 6.0 scoreless frames vs. Gwinnett on September 24 (W, 2 H, 8 K)
- Named International League Pitcher of the Week from September 21-26
- Did not allow an earned run (1 R) in final two starts (11.1 IP)
- Dealt to Cleveland on November 19 in exchange for SS Junior Caminero

2020

- Did not play in affiliated baseball due to COVID-19 pandemic

2019

- Went 9-1 with a 2.13 ERA in 21 games (14 starts) with Advanced-A Charlotte (18) and the Gulf Coast League Rays (3)...78.0 IP, 72 H, 22 R, 20 ER, 28 BB, 59 K
- Earned the win in all five May appearances (2 starts) with Charlotte, posting a 1.57 ERA (23.0 IP/4 ER)
- Placed on 7-day IL on June 9...sent to FCL Rays on July 5 for rehab assignment...did not allow run over 6.2 innings in three games...returned to Charlotte and activated on July 19
- Finished season with 3-0 record, 0.67 ERA (27.0 IP/2 ER) over final six starts

2018

- Went 10-6 with a 3.71 ERA in 23 games (21 starts) with Single-A Bowling Green...119.0 IP, 127 H, 59 R, 49 ER, 41 BB, 101 K
- Ranked among Midwest League leaders in wins (T-3rd), winning percentage (6th, .625) and ERA (6th)
- Spun four straight quality starts from June 16-July 8 (2-1, 2.52 ERA in 25.0 IP)
- Tossed four straight quality starts again from July 21-August 10 (1-1, 0.96 ERA in 28.0 IP)
- Went 1-0 with 0.90 ERA (1 ER in 10.0 IP) in two postseason starts, including scoreless 5.0-inning performance in Game 1 of Midwest League Finals
- Bowling Green won their first league championship, besting Peoria (St. Louis) in four games...also posted top winning percentage (.647) and win total (90) in full season minor leagues

2017

- Went 4-2 with a 3.54 ERA in 12 starts with Rookie-Level Aberdeen (7) and Rookie-Level Hudson Valley (5)...56.0 IP, 45 H, 29 R, 22 ER, 10 BB, 73 K
- Began season with Aberdeen in the Orioles organization...posted 0.60 ERA (15.0 IP/1 ER) in first three starts and 7.36 ERA (14.2 IP/12 ER) in next four starts
- Earned first professional win on June 23 at Connecticut (5.0 IP, 2 H, 0 ER, 8 K)
- Traded to Tampa Bay on July 31 in exchange for IF Tim Beckham and reported to Hudson Valley
- Went 2-0 with 3.08 ERA (26.1 IP/9 ER) in August, including 10K performance on August 12 vs. Brooklyn

2016

- Went 0-0 with a 4.70 ERA in 3 starts with Gulf Coast League Orioles...7.2 IP, 10 H, 5 R, 4 ER, 2 BB, 4 K
- Made professional debut on July 23 at GCL Rays (ND, 2.0 IP, 2 BB)

SINGLE-GAME CAREER BESTS

Innings: 7.0 (5x), Last - 8/10/18 w/ Bowling Green vs. West Michigan

Strikeouts: 12, 7/20/21 w/ Montgomery vs. Pensacola

10+ K Games: 3, Last - 9/7/21 w/ Durham vs. Norfolk

Walks: 5, 4/7/18 w/ Bowling Green at Dayton

Shutouts: None

Complete Games: 1, 7/17/17 (Game 1) w/ Aberdeen at Lowell (6.0 IP)

Hits: 10 (2x), Last - 6/28/22 w/ Columbus at Iowa

Runs: 7 (7x), Last - 6/28/22 w/ Columbus at Iowa

HR: 3 (4x), Last - 6/17/22 w/ Columbus vs. St. Paul

Winning Streak: 10 Games, 5/4/19 - 5/19/21 w/ Charlotte and Montgomery

Losing Streak: 12 Games, 5/18 - 9/14/22 w/ Columbus, Sacramento and Charlotte



BRIAN NAVARRETO • C



BATS: Right **THROWS:** Right **HEIGHT:** 6-0 **WEIGHT:** 234
BORN: December 29, 1994 in Bayamon, PR
RESIDES: Toja Baja, PR
OPENING DAY AGE: 29 **MLB SERVICE:** 0.033
ACQUIRED: Signed by Milwaukee as a free agent on March 13, 2022

PERSONAL

- Brett Eduardo Navarreto
- 11th professional season; 2nd with Milwaukee
- Originally selected by Minnesota in the 6th round of the First-Year Player Draft
- Signed by Twins scout Brent Shelton

DID YOU KNOW?

- Born in the same city as Toronto pitcher and former Minnesota teammate Jose Berrios
- Is a freestyle Spanish rapper and records music in his spare time

HIGH SCHOOL/COLLEGE

- Graduated from Arlington County Day School (FL)
- Played in the Perfect Game 2012 All-American Classic and was the No. 47 overall player and No. 6 catcher in the country according to Perfect Game
- Committed to Jacksonville University before signing with Minnesota

CAREER STATISTICS

YEAR	CLUB	AVG	G	AB	R	H	2B	3B	HR	RBI	BB	SO	SB	CS	OBP	SLG
2013	GCL Twins	.226	42	137	15	31	10	0	3	16	15	35	3	1	.318	.365
2014	Elizabethton	.194	31	108	16	21	8	1	3	15	7	33	0	0	.241	.370
2015	Cedar Rapids	.214	86	299	28	64	11	1	2	28	14	61	0	0	.253	.278
2016	Fort Myers	.197	72	229	20	45	8	0	2	21	11	51	0	0	.247	.258
2017	Fort Myers	.210	65	219	20	46	11	0	2	18	11	45	1	1	.255	.288
	Chattanooga	.206	29	102	11	21	2	0	2	10	9	18	0	0	.281	.284
2018	Chattanooga	.246	97	357	37	88	19	0	4	28	14	57	0	1	.286	.333
2019	Pensacola	.177	40	130	8	23	5	0	5	16	6	28	0	0	.229	.331
	Trenton	.167	10	30	3	5	0	0	1	4	2	3	0	0	.212	.267
2020	MIAMI	.400	2	5	0	2	0	0	0	0	0	1	0	0	.400	.400
2021	Jupiter	.556	3	9	2	5	2	0	0	4	2	1	0	0	.636	.778
	Pensacola	.176	22	85	8	15	3	0	4	5	1	12	0	0	.195	.353
	Jacksonville	.214	33	98	15	21	3	1	5	17	12	34	0	0	.301	.418
2022	Nashville	.269	43	130	21	35	1	0	4	18	10	20	1	0	.324	.369
2023	Nashville	.233	78	266	33	62	14	2	7	42	27	64	0	0	.305	.380
Major League Totals		.400	2	5	0	2	0	0	0	0	0	1	0	0	.400	.400
Minor League Totals		.219	651	2199	237	482	97	5	44	242	141	462	5	3	.274	.328

2023

- Began season on Nashville's Opening Day roster, appearing in 78 games...hit .233 (62-for-266) with 33 R, 14 2B, 2 3B, 7 HR, 42 RBI, 27 BB, 64 K
- Started 73 games...C - 61, DH - 12 (43-30 record in starts)
- Caught 21 of 65 (32.3%) of attempted basestealers this season, ranking 5th of 51 International League catchers with 60 attempts
- Was first Sounds catcher to hit multiple triples in a season since Beau Taylor (3) and Josh Phegley (2) in 2018
- After batting .214 (9-for-42) in 13 April games, hit .321 (18-for-56) in 15 May games
- Hit the second grand slam of his career on April 12 vs. Norfolk
- Drove in four in the Sounds' comeback win at St. Paul on May 4 (3-for-4, 2B)
- Knocked two doubles and a triple on May 10 vs. Gwinnett...matched career-high 7 total bases in first career 3-XBH game
- In six games from May 4-11, hit .545 (12-for-22) with 4 2B, 1 3B, 5 RBI and 1.401 OPS
- Drove in four for the third time this season in comeback win at Durham on May 18 (3-for-4, 2 R, 2 2B)
- Picked up an RBI in five straight appearances from July 6 - July 23, tied for the team's third longest RBI streak of the season
- Completed five run comeback on Sept 9 vs. Memphis with walk-off single in ninth
- Knocked game-tying 2-run HR in fifth inning on Sept 19 vs. Jacksonville...secured walk-off win with 2-run single in ninth, his second of the season and third of his Sounds career...was the only Sounds player with multiple walk-off hits this season, first with multiple walk-off appearances since Zach Green (2021) and first with multiple walk-off hits since 2016 (Núñez, Pinder)

Brian Navarreto continued on page 83

Brian Navarreto continued

2022

- Played in 43 games with Nashville and hit .269 (35-for-130) with 21 runs, 1 double, 4 home runs, 18 RBI, 10 walks and 20 strikeouts
- Threw out 13 of 36 attempted base stealers (.333) with one past ball in 39 games as catcher...had a .997 fielding percentage (1 error)
- Hit .310 (9-for-29) with six runs, two home runs, six RBI and two walks in nine September games
- Played for Carolina and Toros del Este in the Puerto Rican Winter League (46-for-171, 19 R, 8 2B, 7 HR, 24 RBI)
- Got start in IL Championship Game vs. Durham and threw out Vidal Brujan attempting to steal in the first inning

2021

- Played in 58 games with Triple-A Jacksonville (33), Double-A Pensacola (22) and Low-A Jupiter (3), hitting .214 (41-for-192) with 25 runs, 8 doubles, 1 triple, 9 home runs, 26 RBI, 15 walks and 47 strikeouts
- Spent May 30-June 25 on the injured list
- Hit .267 (12-for-45) with 8 runs, 3 home runs, and 10 RBI before injury with Jacksonville
- Sent down to Pensacola on August 3 after hitting .167 (5-for-30) in 10 games in July
- Posted a .176 average (15-for-85) to close season with Pensacola
- Totaled 55 games (52 starts) at catcher, throwing out 19 of 58 baserunners with 4 passed balls
- Elected free agency after the season on November 7
- Played for Carolina in the Puerto Rican Winter League (9-for-65, 7 R, 2 2B, 3 HR, 8 RBI)

2020

- Played in 2 games with Miami and hit .400 (2-for-5) with 1 strikeout
- Made his Major League debut on August 23 at Washington and went 2-for-3 with 2 singles
- Spent most of the season at Miami's Alternate Training Site in Jacksonville, Florida
- Played with Mayaguez in the Puerto Rican Winter League after the season (7-for-17, 6 R, 6 2B)

2019

- Played in 50 games with Double-A Pensacola (40) and Double-A Trenton (10), hitting .175 (28-for-160) with 11 runs, 5 doubles, 6 home runs, 20 RBI, 8 walks and 31 strikeouts
- Spent May 2-June 6 on the injured list
- Traded by Minnesota to New York-AL on July 24 and spent the rest of the season with Trenton
- Returned to injured list from August 18-September 1
- Threw out 29.3 percent of base runners attempting to steal (12-for-41)
- Elected free agency at the end of the season and signed with Miami on December 18

2018

- Played in 97 games with Double-A Chattanooga and hit .246 (88-for-357) with 37 runs, 19 doubles, 4 home runs, 28 RBI, 14 walks, and 57 strikeouts
- Led Chattanooga in games caught (96) and ranked 3rd in games played and hits
- Hit .293 (22-for-75) with 5 doubles, 1 home run, and 6 RBI in 20 games in May
- Threw out 57 percent of base runners attempting to steal (34-for-56)
- Played for Lacey in the Dominican Winter League going 0-for-15
- Went on to play in 22 games with Carolina in the Puerto Rican Winter League and hit .333 (23-for-69)
- Was an invite to Minnesota's spring training for the first time

2017

- Played in 94 games with Advanced-A Fort Myers (65) and Double-A Chattanooga (29), hitting .209 (67-for-321) with 31 runs, 13 doubles, 4 home runs, 28 RBI, 20 walks, 63 strikeouts, and 1 stolen base
- Named a Florida State League Midseason All-Star after hitting .204 (32-for-157) with 13 runs, 7 doubles, 2 home runs, 16 RBI, and 6 walks in the first half of the season
- Promoted to Chattanooga on July 27
- Combined to throw out 54 percent (33-for-64) of base runners attempting to steal

2016

- Played in 72 games with Advanced-A Fort Myers and hit .197 (45-for-229) with 20 runs, 8 doubles, 2 home runs, 21 RBI, 11 walks, and 51 strikeouts
- Spent April 25-May 10 on injured list with a right knee sprain
- Reached base safely in 10-straight games from June 13-July 2
- Missed time from July 18-27 with a concussion
- Caught in 70 games and threw out 52 percent (33-for-64) of base runners attempting to steal

2015

- Played in 86 games with Single-A Cedar Rapids and hit .214 (64-for-299) with 28 runs, 11 doubles, 1 triple, 2 home runs, 28 RBI, 14 walks, and 61 strikeouts
- Missed most of May (May 4-26) with a left wrist sprain
- Hit the walk-off single in the decisive Game 3 of the Midwest League semifinals

Brian Navarreto continued on page 84



Brian Navarreto continued

2014

- Played in 31 games with Rookie-Level Elizabethton and hit .194 (21-for-108) with 16 runs, 8 doubles, 1 triple, 3 home runs, 15 RBI, 7 walks, and 33 strikeouts
- Threw out 59 percent (11-for-16) of base runners attempting to steal

2013

- Played in 42 games with Gulf Coast League Twins and hit .226 (31-for-137) with 15 runs, 10 doubles, 3 home runs, 16 RBI, 15 walks, 35 strikeouts, and 3 stolen bases
- Led GCL Twins in doubles
- Threw out 34 percent (10-for-29) of base runners attempting to steal

SINGLE-GAME CAREER BESTS

Hits: 3 (25x), Last - 5/18/23 w/ Nashville at Durham
RBI: 5, 8/6/17 w/ Chattanooga vs. Jackson
Runs: 3 (2x), Last - 9/21/22 w/ Nashville at Louisville
HR: 1 (44x), Last - 9/19/23 w/ Nashville vs. Jacksonville
GS: 2, Last - 4/12/23 w/ Nashville vs. Norfolk
K: 3 (17x), Last - 8/29/23 w/ Nashville at Durham
BB: 2 (17x), Last - 9/14/23 w/ Nashville at Charlotte
SB: 1 (5x), Last - 5/8/22 w/ Nashville vs. Norfolk
Hit Streak: 9 Games - 8/11 - 9/1/21 w/ Pensacola

NAVARRETO



ENOLI PAREDES • RHP



BATS: Right **THROWS:** Right **HEIGHT:** 5-10 **WEIGHT:** 189
BORN: September 28, 1995 in El Limón, DR
RESIDES: El Limón, DR
OPENING DAY AGE: 28 **MLB SERVICE:** 1.103
ACQUIRED: Signed by Milwaukee as a free agent on November 17, 2023

PERSONAL

- Enoli Norverto Paredes
- 9th professional season; 1st with Milwaukee
- Originally signed as a free agent by Houston on December 3, 2014
- Signed by Oz Ocampo and Roman Ocumarez

DID YOU KNOW?

- Married, wife's name is Raquel...they share one daughter, Emily
- Nicknamed "Little Pedro" after Hall of Fame pitcher Pedro Martinez
- Idolized former Royals pitcher Yordano Ventura who was from the same province as Paredes
- Also nicknamed "Cannoli" after a promotion while with Single-A Fayetteville in 2019...in honor of Italian Night, posed with a tray of cannolis to create Enoli's Cannolis
- Grew up speaking Spanish but has learned English and does his interviews in English
- Name is pronounced eh-NOH-lee puh-RAY-diss

PAREDES

CAREER STATISTICS

YEAR	CLUB	W-L	ERA	G	GS	CG	SH	SV	IP	H	R	ER	HR	HB	BB	SO	WP
2016	GCL Astros	1-3	3.74	12	3	0	0	3	33.2	25	18	14	0	3	19	46	5
2017	Quad Cities	1-3	2.11	8	6	0	0	0	38.1	21	9	9	3	0	13	33	4
2018	Quad Cities	2-3	1.46	16	5	0	0	2	55.2	28	14	9	0	1	26	71	8
	Buies Creek	4-1	1.35	8	0	0	0	0	13.1	6	3	2	1	2	3	19	1
2019	Fayetteville	3-1	1.64	10	6	0	0	0	44.0	21	9	8	3	2	21	59	3
	Corpus Christi	2-3	3.78	12	6	0	0	1	50.0	29	21	21	1	5	21	69	2
2020	HOUSTON	3-3	3.05	22	0	0	0	0	20.2	18	9	7	1	1	11	20	0
2021	Corpus Christi	0-0	0.00	4	0	0	0	0	5.0	1	0	0	0	0	1	9	0
	Sugar Land	1-0	4.28	26	0	0	0	1	27.1	27	13	13	7	4	20	38	5
	HOUSTON	0-0	6.23	12	0	0	0	0	8.2	7	10	6	0	2	17	15	1
2022	Sugar Land	5-4	2.63	50	0	0	0	12	54.2	34	24	16	4	2	31	81	3
	HOUSTON	0-0	3.00	3	0	0	0	0	3.0	3	1	1	0	0	3	2	0
2023	Sugar Land	3-4	4.80	52	0	0	0	6	54.1	38	33	29	6	1	45	66	3
Major League Totals		3-3	3.90	37	0	0	0	0	32.1	28	20	14	1	3	31	37	1
Minor League Totals		22-22	2.89	198	26	0	0	25	376.1	230	144	121	25	20	200	491	34

2023

- Went 3-4 with a 4.80 ERA in 52 games (no starts) with Triple-A Sugar Land...54.1 IP, 38 H, 33 R, 29 ER, 45 BB, 66 K, 6 SV, 1.53 WHIP, .198 BAA
- Finished with the second most pitching appearances in the Pacific Coast League
- Ranked among Sugar Land pitchers in saves (2nd), strikeouts (5th) and wins (1-5th)
- Made 33 scoreless appearances of 1.0+ innings
- Picked up three saves in first three opportunities (April 2 at El Paso, April 12 at Oklahoma City, April 20 vs. Las Vegas)
- Did not allow a run through first six appearances before giving up nine runs across final two in April
- Boasted a 2.40 ERA (30.0 IP/8 ER) across final 28 appearances
- Had a 2.79 ERA (29.0 IP/9 ER) in 27 home games (19 BB, 41 K), compared to a 7.11 ERA (25.1 IP/20 ER) in 25 road games (26 BB, 25 K)

2022

- Went 0-0 with a 3.00 ERA in 3 games (no starts) with Houston...3.0 IP, 3 H, 1 R, 1 ER, 3 BB, 2 K
- Went 5-4 with a 2.63 ERA in 50 games (no starts) with Triple-A Sugar Land...54.2 IP, 34 H, 24 R, 16 ER, 31 BB, 81 K, 12 SV
- Named a MLB.com Organization All-Star (Houston) and a Pacific Coast League Postseason All-Star
- Honored as Sugar Land's Reliever of the Year
- Recalled by the Astros and had a week-long stint from June 28-July 4...helped close out three blowout wins
- Ranked among Pacific Coast League leaders in saves (1-3rd) and pitching appearances (1-8th)

Enoli Paredes continued on page 86



Enoli Paredes continued

- Held opponents to a .176 average in Triple-A...was the lowest among pitchers with at least 50+ IP in the league
- Finished 18 for 23 in save opportunities with the Space Cowboys
- Posted a 1.20 ERA (30.0 IP/4 ER) in 27 appearances with Sugar Land home games...ERA was 4.38 (24.2 IP/12 ER) in Sugar Land road games
- Held right-handed hitters to a .134 average (15-for-112) with Sugar Land (5 XBH)

2021

- Went 0-0 with a 6.23 ERA in 12 games (no starts) with Houston...8.2 IP, 7 H, 10 R, 6 ER, 17 BB, 15 K
- Went 1-0 with a 4.28 ERA in 26 games (no starts) with Triple-A Sugar Land...27.1 IP, 27 H, 13 R, 13 ER, 21 BB, 47 K
- Made Astros Opening Day roster for the second time in his career...allowed an unearned run in 1.0 innings on Opening Day at Oakland
- Placed on Houston's injured list with right side soreness on April 9...rehabbed with Double-A Corpus Christi and was activated on May 16
- Returned to injured list on June 11 with a right shoulder strain...rehabbed with Sugar Land until he was optioned to Triple-A on July 3 (would not appear for the Astros the rest of the season)
- Held right-handed hitters to a .185 average (12-for-65) with Sugar Land and a .182 average (4-for-22) with Houston
- After the season, pitched for Escogido in the Dominican League, making four appearances with a 1-0 record and a 4.15 ERA (4.1 IP/2 ER)

2020

- Went 3-3 with a 3.05 ERA in 22 games (no starts) with Houston...20.2 IP, 18 H, 9 R, 7 ER, 11 BB, 20 K
- Made his Major League debut with the Astros in relief on July 24 vs. Seattle, working a scoreless ninth (1.0 IP, 1 H, 0 R)
- Was the third Dominican pitcher in team history to make his MLB debut on Opening Day, joining Joaquin Andujar (1976) and Julio Solano (1983)
- Held left-handed hitters to a .143 average (6-for-42) with just one extra-base hit and a .408 OPS
- Tied for the second-most appearances among Houston relievers
- Appeared in seven games in Houston's Postseason run (7.0 IP, 3 H, 4 R, 4 ER, 4 BB, 9 K)

2019

- Went 5-4 with a 2.78 ERA in 22 games (12 starts) with Double-A Corpus Christi (12) and Single-A Fayetteville (10)...94.0 IP, 50 H, 30 R, 29 ER, 42 BB, 128 K, 1 SV
- Named a Carolina League Midseason All-Star
- Began the season with Advanced-A Fayetteville and went 3-1 with a 1.64 ERA (44.0 IP/8 ER) in 10 games (6 starts)...promoted to Double-A Corpus Christi on June 6
- In his penultimate start with the Woodpeckers, held Wilmington to a hit across 6.0 scoreless innings (1 BB, 7 K)
- Missed July 24-August 9 and August 29-end of season on the Hooks' injured list
- Struck out a dozen across 6.0 hitless, scoreless innings on July 5 vs. Midland (2 BB)...took no-decision in Hooks' 3-1 loss
- Added another 6.0 scoreless inning performance on July 17 vs. Northwest Arkansas (3 H, 2 BB, 9 K)...this time for a win

2018

- Went 6-4 with a 1.43 ERA in 24 games (5 starts) with Single-A Quad Cities (16) and Advanced-A Buies Creek (8)...69.0 IP, 34 H, 17 R, 11 ER, 29 BB, 90 K, 2 SV
- Did not allow an earned run from July 16-August 22 (7 G, 12.2 IP, 4 H, 1 R, 17 K)
- Completed season with a 0.91 WHIP and .141 BAA

2017

- Went 1-3 with a 2.11 in 8 games (6 starts) with Single-A Quad Cities...38.1 IP, 21 H, 9 R, 9 ER, 13 BB, 33 K
- Named a Midwest League Midseason All-Star
- Missed from June 6-end of season on the injured list

2016

- Went 1-3 with a 2.74 ERA in 12 games (3 starts) with Rookie-Level GCL Astros...33.2 IP, 25 H, 18 R, 14 ER, 19 BB, 46 K
- Named the GCL Astros Player of the Month for August after posting a 1.38 ERA (13.0 IP/2 ER) with 21 strikeouts
- Made professional debut on June 26 vs. GCL Mets in a start (2.0 IP, 3 H, 2 R, 2 ER, 2 BB, 3 K)

Enoli Paredes continued on page 87

Enoli Paredes continued

SINGLE-GAME CAREER BESTS

Innings: 6.0 (6x), Last - 7/17/19 w/ Corpus Christi vs. Northwest Arkansas

Strikeouts: 12 - 7/5/19 w/ Corpus Christi vs. Midland

10+ K Games: 1 - 7/5/19 w/ Corpus Christi vs. Midland (1)

Walks: 5 - 4/12/19 w/ Fayetteville at Myrtle Beach

Shutouts: None

Complete Games: None

Hits: 6 (2x), Last - 6/29/19 w/ Corpus Christi at Amarillo

Runs: 6 (2x), Last - 8/27/22 w/ Sugar Land at Las Vegas

HR: 2 - 9/16/21 w/ Sugar Land vs. Albuquerque

Winning Streak: 5 Games - 8/2/14 - 4/25/19 w/ Buies Creek and Fayetteville

Losing Streak: 4 Games - 7/31/16 - 5/19/17 w/ GCL Astros and Quad Cities


SOUND BITES - AMONG THE GREATS

Right-handed pitcher Tim Dillard entered the 2019 season as one of Nashville's all-time leaders in several pitching categories from his time with the Sounds from 2007-2014, and built on those numbers to permanently cement himself as one of the all-time greats in franchise history.

Dillard is now the franchise leader in wins (48), games (242), innings pitched (710.0), strikeouts (437), runs allowed (398), home runs allowed (62) and walks allowed (233). He is second all-time in losses (33) and third in starts (69).



CHAD PATRICK • RHP



BATS: Right **THROWS:** Right **HEIGHT:** 6-2 **WEIGHT:** 208
BORN: August 14, 1998 in Crown Point, IN
RESIDES: Demotte, IN
OPENING DAY AGE: 25 **MLB SERVICE:** 0.000
ACQUIRED: Acquired via trade by Milwaukee from Oakland
in exchange for INF Abraham Toro on November 15, 2023

PERSONAL

- Chandler Allen Patrick
- 4th professional season; 1st with Milwaukee
- Originally selected in the fourth round of the 2021 First-Year Player Draft by Arizona

DID YOU KNOW?

- Despite attending a Purdue University school, is an Indiana University basketball fan...also a fan of the Chicago Blackhawks

HIGH SCHOOL/COLLEGE

- Graduated from Hebron High School (IN)
- Received all-conference, all-area and all-state honors
- Helped team to Porter County Conference championship and regional championship
- Graduated from Purdue University Northwest (Hammond, IN)
- Majored in Elementary Education
- Named the 2021 Pitcher of the Year in the Great Lakes Intercollegiate Athletic Conference and was Purdue University Northwest's Male Athlete of the Year
- Became the first player out of Purdue University Northwest to be drafted and was the top NCAA Division II player to be selected in the 2021 draft
- Played for Traverse City in the Northwoods League in 2019 and 2020

CAREER STATISTICS

YEAR	CLUB	W-L	ERA	G	GS	CG	SH	SV	IP	H	R	ER	HR	HB	BB	SO	WP
2021	Visalia	0-0	4.76	2	0	0	0	0	5.2	11	3	3	0	1	1	6	1
2022	ACL Diamondbacks	2-0	0.00	3	0	0	0	0	4.2	3	1	0	0	0	2	7	1
	Visalia	0-2	3.46	4	4	0	0	0	13.0	12	6	5	2	0	5	17	0
	Hillsboro	3-0	3.77	6	6	0	0	0	28.2	26	14	12	1	0	10	30	1
2023	Amarillo	4-7	4.71	19	19	0	0	0	91.2	91	49	48	11	3	36	90	4
	Midland	0-1	8.44	2	2	0	0	0	10.2	21	11	10	6	0	2	14	0
	Las Vegas	0-3	7.89	6	5	0	0	0	21.2	35	20	19	3	3	15	25	2
Minor League Totals		9-13	4.96	42	36	0	0	0	176.0	199	104	97	23	7	71	189	9

2023

- Went 4-11 with a 5.59 ERA in 27 games (26 starts) between Double-A Amarillo (19), Triple-A Las Vegas (6) and Double-A Midland (2)...124.0 IP, 147 H, 80 R, 77 ER, 53 BB, 129 K
- Began season with Amarillo before being traded to Oakland from Arizona in exchange for former Sound Jace Peterson on July 31...made two outings with Midland before getting called up to Las Vegas on August 17
- Named the Texas League Pitcher of the Week for May 22-28 after tossing 7.0 scoreless innings in a win on May 27 at San Antonio (2 H, 2 BB, 6 K)
- Struggled through April with Amarillo, going 0-4 with a 12.27 ERA (11.0 IP/15 ER) in four starts...re-bounded to go 2-1 with a 2.05 ERA (26.1 IP/6 ER) in May
- Totaled six quality starts with Amarillo, including each of his final three for the Sod Poodles
- Went 0-1 with an 8.44 ERA (10.2 IP/10 ER) through two starts with Midland (allowed 6 HR)...also struggled in his time with Las Vegas (0-3, 7.89 ERA, 21.2 IP, 19 ER)
- Left-handed hitters were unconscious in his time with the Athletics organization (.455, 35-for-77) with 14 extra-base hits allowed

2022

- Went 5-2 with a 3.30 ERA in 13 games (10 starts) with High-A Hillsboro (6), Single-A Visalia (4) and Rookie-Level ACL D-Backs Black (3)...46.1 IP, 41 H, 21 R, 17 ER, 17 BB, 54 K
- Began season on injured list...sent on rehab to ACL D-Backs Black on July 8 and returned from the 60-day injured list on July 22...assigned to Hillsboro on August 9
- Made lone quality start of season on August 20 vs. Eugene (6.0 IP, 7 H, 2 R, 2 ER, 0 BB, 4 K)

2021

- Went 0-0 with a 4.76 ERA in 2 games (no starts) with Single-A Visalia...5.2 IP, 11 H, 3 R, 3 ER, 1 BB, 6 K
- Made professional debut on August 9 vs. Lake Elsinore (3.0 IP, 4 H, 1 R, 1 ER, 4 K)

Chad Patrick continued on page 89



Chad Patrick continued

SINGLE-GAME CAREER BESTS

Innings: 7.0 - 5/27/23 w/ Amarillo at San Antonio
Strikeouts: 9 (2x), Last - 8/5/23 w/ Midland at Frisco
10+ K Games: None
Walks: 6 - 8/18/23 w/ Las Vegas at Reno
Shutouts: None
Complete Games: None
Hits: 11 - 8/5/23 w/ Midland at Frisco
Runs: 7 - 4/28/23 w/ Amarillo vs. Frisco
HR: 3 (2x), Last - 8/12/23 w/ Midland vs. Arkansas
Winning Streak: 3 Games (2x), Last - 5/21 - 6/8/23 w/ Amarillo
Losing Streak: 5 Games - 4/11 - 5/4/23 w/ Amarillo

SOUND BITES - HIT BY PITCH CITY

May 5, 2019 will go into the Pacific Coast League record book for the Sounds. In an 11-2 loss to Memphis at First Tennessee Park, Nashville pitchers matched a league record by hitting five batters. Right-hander Yoel Espinal hit four batters and Joe Kuzia hit one. It's the fifth time in league history a team has hit five opposing batters, and the first since Oklahoma City vs. New Orleans on May 4, 2015.

PATRICK



BLAKE PERKINS • OF



BATS: Switch **THROWS:** Right **HEIGHT:** 6-0 **WEIGHT:** 208
BORN: September 10, 1996 in Litchfield Park, AZ
RESIDES: Litchfield Park, AZ
OPENING DAY AGE: 27 **MLB SERVICE:** 0.133
ACQUIRED: Signed by Milwaukee as a free agent on November 23, 2022

PERSONAL

- Blake Alexander Perkins
- 8th professional season; 1st with Milwaukee
- Selected by Washington in the second round of the 2015 First-Year Player Draft
- Signed by Nationals scout Mitch Sokol

HIGH SCHOOL/COLLEGE

- Graduated from Verrado High School (AZ)
- Was considered top prep school prospect out of Arizona in the 2015 draft

DID YOU KNOW?

- His great-uncle Luther Hayes played tight end for the San Diego Chargers in 1961
- Describes himself as a “partial musician” in that he can somewhat play several instruments...also enjoys reading

CAREER STATISTICS

YEAR	CLUB	AVG	G	AB	R	H	2B	3B	HR	RBI	BB	SO	SB	CS	OBP	SLG
2015	GCL Nationals	.211	49	166	21	35	5	2	1	12	13	36	4	5	.265	.283
2016	Auburn	.233	56	210	31	49	5	1	1	16	25	39	10	3	.318	.281
	Hagerstown	.200	7	25	4	5	0	0	0	2	5	6	0	1	.333	.200
2017	Hagerstown	.255	129	482	105	123	27	4	8	48	72	118	31	8	.354	.378
2018	Potomac	.234	65	252	39	59	11	0	1	21	42	67	12	5	.344	.290
	Wilmington	.240	64	233	48	56	11	1	2	18	50	67	17	4	.381	.322
2019	Wilmington	.226	86	288	43	65	11	4	6	22	52	79	18	7	.345	.354
	Northwest Arkansas	.218	36	110	10	24	2	2	2	12	9	30	4	1	.287	.327
2021	Northwest Arkansas	.202	72	238	33	48	8	1	7	30	40	81	9	2	.319	.332
2022	Somerset	.247	71	243	43	60	14	2	12	36	37	66	17	2	.346	.469
	Scranton/WB	.244	30	86	16	21	4	1	3	14	17	26	4	0	.384	.419
2023	Nashville	.308	40	156	28	48	14	2	4	17	24	39	5	2	.396	.500
	MILWAUKEE	.217	67	143	28	31	7	0	4	20	23	46	5	2	.325	.350
Major League Totals		.217	67	143	28	31	7	0	4	20	23	46	5	2	.325	.350
Minor League Totals		.238	705	2489	421	593	112	20	47	248	386	654	131	40	.343	.356

- Played in 67 games with Milwaukee in his first season in the Majors...hit .217 (31-for-143) with 28 runs, 7 doubles, 4 home runs, 20 RBI, 23 walks, 46 strikeouts and 5 stolen bases
- Played in 40 games with Nashville and hit .308 (48-for-156) with 28 runs, 14 doubles, 2 triples, 4 home runs, 17 RBI, 24 walks, 39 strikeouts and 5 stolen bases
- Made Major League debut on April 19 at Seattle, entering as a pinch runner and moving to center field
- Had three stints with the Brewers (April 19-30, June 3-August 10 and September 17-end of season)
- Missed August 10-September 16 with a left oblique strain
- Crushed grand slam at Cincinnati on June 3 as part of Milwaukee's 10-8 win over the Reds
- Hit a pinch-hit home run vs. Pittsburgh on June 17...was the last pinch-hit home run by a Brewers player in the season
- Was on Sounds Opening Day roster
- Finished a home run shy of the cycle as part of a four-hit game on May 14 vs. Gwinnett (4-for-5 2 2B, K, SB)
- Added another four-hit game with the Sounds on June 1 at Charlotte which included multiple home runs and a leadoff blast
- Had three separate on-base streaks of 10+ games with Nashville (April 1-15 [10 games], April 18-May 16 [12 games], May 18-September 14 [14 games])
- Including the two-hit game at Cincinnati, hit .448 (13-for-29) with 11 runs, 3 doubles, 4 home runs and 12 RBI in eight games from May 24-June 3
- Hit .422 (19-for-45) against southpaws with Nashville...OPS against lefties was 1.226

Blake Perkins continued on page 91

PERKINS



Blake Perkins continued

2022

- Played in 101 games between Triple-A Scranton/Wilkes-Barre (30) and Double-A Somerset (71)...hit .246 (81-for-359) with 59 runs, 18 doubles, 3 triples, 15 home runs, 50 RBI, 54 walks, 92 strikeouts and 21 stolen bases
- Set career-highs in home runs, RBI and OPS (.813)
- Homered in three consecutive games at Hartford from April 22-24, including two homers on April 23
- Named Eastern League Player of the Week for April 18-24, batting .474 (9-for-19) with 8 runs, 2 doubles, 1 triple, 4 home runs, 9 RBI, 2 walks, 3 strikeouts and 3 stolen bases
- Batted .147 (10-for-68) over 20 games in the month of June
- Knocked a hit in eight straight games from July 2-16, his longest of the season...batted .400 (14-for-35) with 6 runs, 2 doubles, 2 home runs, 6 RBI and 1 stolen base over the span
- Had three multi-homer games – April 23 at Hartford, July 14 at Portland, and August 2 vs. Binghamton
- Promoted to Scranton/Wilkes-Barre on August 11 and made his Triple-A debut that night (1-for-3, RBI)
- Hit .244 in 30 games with Scranton/Wilkes-Barre
- Placed on 7-day injured list on September 27, ending his season
- Earned invite to New York Yankees spring training as a non-roster player
- Elected free agency on November 10

2021

- Played in 72 games for Double-A Northwest Arkansas and hit .202 (48-for-238) with 33 runs, 8 doubles, 1 triple, 7 home runs, 30 RBI, 40 walks, 81 strikeouts and 9 stolen bases
- Hit a home run to lead off the game on June 10 at Frisco
- Hit two grand slams four days apart (July 29 and August 1)
- Elected free agency on November 7

2020

- Did not play in affiliated baseball due to the COVID-19 pandemic

2019

- Played in 122 games between Advanced-A Wilmington (86) and Double-A Northwest Arkansas (36)...hit .224 (89-for-398) with 53 runs, 13 doubles, 6 triples, 8 home runs, 34 RBI, 61 walks, 109 strikeouts and 22 stolen bases
- Entered the season ranked as the Royal's 23rd-best prospect by MLB Pipeline and 26th-best prospect by *Baseball America*

2018

- Played in 129 games between Advanced-A Potomac (65) and Advanced-A Wilmington (64)...hit .237 (115-for-485) with 87 runs, 22 doubles, 1 triple, 3 home runs, 39 RBI, 92 walks, 134 strikeouts and 29 stolen bases
- Started the season with Potomac and hit .234 (59-for-252) with 39 runs, 11 doubles, 1 home run, 21 RBI, 42 walks, 67 strikeouts and 12 stolen bases
- Traded to Kansas City along with 3B Kelvin Gutierrez and RHP Yohanse Morel in exchange for RHP Kelvin Herrera on June 18
- Knocked four hits on three occasions – July 11 at Fredericksburg (4-for-7, 2 R, HR, 3 RBI), July 18 at Lynchburg (4-for-5, 2 R, 2B), and August 26 vs. Salem (4-for-5, 2 runs, 2B, RBI)
- Ranked among Minor Leaguer leaders in walks (5th, 92)
- Entered the season as the Best Defensive Outfielder in the Nationals organization according to *Baseball America*
- Entered the season ranked as the National's 11th-best prospect by both MLB Pipeline and *Baseball America*

2017

- Played in 129 games with Single-A Hagerstown and hit .255 (123-for-482) with 105 runs, 27 doubles, 4 triples, 8 home runs, 48 RBI, 72 walks, 118 strikeouts and 31 stolen bases
- His 105 runs scored led the South Atlantic League by 25 runs and ranked 2nd in the minor leagues
- Also led the league in walks and ranked among league leaders in stolen bases (6th) and OBP (8th, .354)
- Named a South Atlantic League Mid-Season All-Star
- Had 35 multi-hit games and 11 multi-RBI games
- Stole three bases in a game twice (April 23 vs. Delmarva and July 21 at Charleston)
- Earned invitation to Nationals spring training, the first of his career (1-for-3, K, CS in 2 G)
- Entered the season ranked as the National's 16th-best prospect by MLB Pipeline and 20th-best prospect by *Baseball America*

2016

- Played in 63 games between Short-Season Auburn (63) and Single-A Hagerstown (7)...hit .230 (54-for-235) with 35 runs, 5 doubles, 1 triple, 1 home run, 18 RBI, 30 walks, 45 strikeouts and 10 stolen bases
- Posted first four-hit game of career on June 23 at Aberdeen
- Scored four runs for the first time in his career on July 3 at West Virginia
- Promoted to Hagerstown on August 30

Blake Perkins continued on page 92



Blake Perkins continued

- Promoted to Hagerstown on August 30
- Entered the season ranked as the National's 11th-best prospect by MLB Pipeline and 12th-best prospect by *Baseball America*

2015

- Played in 49 games with Gulf Coast League Nationals, hitting .211 (35-for-166) with 21 runs, 5 doubles, 2 triples, 1 home run, 12 RBI, 13 walks, 36 strikeouts and 4 stolen bases
- Made professional debut on June 22 at GCL Cardinals, picking up his first pro hit in the third inning and later scoring his first run
- Drove in his first RBI in the seventh inning on July 10 at GCL Cardinals, then hit his first professional home run in the ninth inning

SINGLE-GAME CAREER BESTS

Hits: 4 (6x), Last - 6/3/19 w/ Wilmington at Myrtle Beach
RBI: 5, 8/2/22 w/ Somerset vs. Binghamton
Runs: 4 (3x), Last - 6/15/19 w/ Wilmington at Lynchburg
HR: 2 (4x), Last - 8/2/22 w/ Somerset vs. Binghamton
GS: 2, Last - 8/1/21 w/ Northwest Arkansas vs. Wichita
K: 4 (4x), Last - 8/28/18 w/ Wilmington vs. Salem
BB: 4, 6/2/18 w/ Potomac at Buies Creek
SB: 3 (2x), Last - 7/21/17 w/ Hagerstown at Charleston
Hit Streak: 8 Games (2x), Last - 7/2 - 7/16/22 w/ Somerset

PERKINS



JEFERSON QUERO • C



BATS: Right **THROWS:** Right **HEIGHT:** 5-11 **WEIGHT:** 215
BORN: October 8, 2002 in Barquisimeto, Venezuela
RESIDES: Barquisimeto, Venezuela
OPENING DAY AGE: 21 **MLB SERVICE:** 0.000
ACQUIRED: Signed by Milwaukee as a free agent on July 2, 2019

PERSONAL

- Jeferson José Quero Sánchez
- 4th professional season; all with Milwaukee
- Signed by Reinaldo Hidalgo

DID YOU KNOW?

- Name is pronounced “YEFF-err-sun KAY-roh”
- Enters the season as the 33rd-best prospect in baseball by *Baseball America* and 35th-best prospect by MLB Pipeline
- Also rated as the 3rd-best prospect in the Brewers system by *Baseball America* and MLB Pipeline

CAREER STATISTICS

YEAR	CLUB	AVG	G	AB	R	H	2B	3B	HR	RBI	BB	SO	SB	CS	OBP	SLG
2021	ACL Brewers Blue	.309	23	68	15	21	5	1	2	8	12	10	4	3	.434	.500
2022	Carolina	.278	75	284	44	79	18	1	6	43	28	61	10	2	.345	.412
	Wisconsin	.313	20	83	10	26	4	1	4	14	2	15	0	0	.329	.530
2023	Biloxi	.262	90	336	47	88	12	0	16	49	38	68	5	0	.339	.440
Minor League Totals		.278	208	771	116	214	39	3	28	114	80	154	19	5	.349	.445

2023

- Played in 90 games with Double-A Biloxi and hit .262 (88-for-336) with 47 runs, 12 doubles, 16 home runs, 49 RBI, 38 walks and 5 stolen bases
- Named a Southern League Postseason All-Star
- Honored with a Rawlings MiLB Gold Glove Award
- Represented the Brewers in the SiriusXM All-Star Futures Game at T-Mobile Field in Seattle as part of the MLB All-Star Weekend...tallied a single in the National League's 5-0 win
- Ranked among Southern League leaders in walks (8th) and on-base percentage (10th, .380)
- Logged 21 multi-hit games, including 3 three-hit games
- Tied a Shuckers franchise record with a three home run game on May 16 at Chattanooga
- Hit a 435-foot, 110 MPH home run to left on May 25 vs. Chattanooga, the longest home run by a Shuckers player at MGM Park in 2023
- Reached base safely in 19-straight games from June 11-July 15...hit .364 (24-for-66) with 12 runs, 4 home runs, 11 RBI and 16 walks
- Missed July 25-August 9 on the injured list
- Made 74 starts at catcher...threw out 27 of 78 attempted base stealers (34.6%)...was the second-best percentage of caught stealing among catchers who threw out at least 27 runners (only Pedro Pages of Springfield had a better rate)
- Entered season as the 2nd-best player in the Brewers system by MLB Pipeline and the 6th-best by *Baseball America*...also recognized as the best defensive catcher in the Brewers system by *BA*

2022

- Played in 95 games with Single-A Carolina (75) and High-A Wisconsin (20)...hit .286 (105-for-367) with 54 runs, 22 doubles, 2 triples, 10 home runs, 57 RBI, 30 walks and 10 stolen bases
- Named to the MLB Pipeline All-Defense First Team
- Threw out 15 of 32 attempted base stealers in June, a 47 percent rate
- Finished with 28 multi-hit games and 8 three-hit games
- Hit safely in each of final nine games with the Mudcats...made Timber Rattlers debut on August 9 vs. South Bend
- Recorded a .442 average (19-for-43) in final 10 games with Wisconsin (3 2B, 4 HR, 12 RBI)
- Played for Glendale in the Arizona Fall League at the end of the season and was named an AFL Rising Star
- Entered season as the 6th-best player in the Brewers system by MLB Pipeline and the 7th-best by *Baseball America*

2021

- Played in 23 games with Rookie-Level ACL Brewers Blue and hit .309 (21-for-68) with 15 runs, 5 doubles, 1 triple, 2 home runs, 8 RBI, 12 walks and 4 stolen bases
- Reached base in 11-straight games from July 10-30
- Made professional debut on July 10 at ACL Brewers Gold...went 2-for-4 with a home run

Jeferson Quero continued on page 94



Jeferson Quero continued

• Entered season as the 9th-best player in the Brewers system by MLB Pipeline and the 10th-best by *Baseball America*

SINGLE-GAME CAREER BESTS

Hits: 4 (6x), Last - 6/3/19 w/ Wilmington at Myrtle Beach
RBI: 5, 8/2/22 w/ Somerset vs. Binghamton
Runs: 4 (3x), Last - 6/15/19 w/ Wilmington at Lynchburg
HR: 2 (4x), Last - 8/2/22 w/ Somerset vs. Binghamton
GS: 2, Last - 8/1/21 w/ Northwest Arkansas vs. Wichita
K: 4 (4x), Last - 8/28/18 w/ Wilmington vs. Salem
BB: 4, 6/2/18 w/ Potomac at Buies Creek
SB: 3 (2x), Last - 7/21/17 w/ Hagerstown at Charleston
Hit Streak: 8 Games (2x), Last - 7/2 - 7/16/22 w/ Somerset

SOUND BITES - 2023 SOUNDS, WHERE ARE THEY NOW?

In 2023, the Nashville Sounds set a franchise record with 82 different players appearing in a game (39 position players and 43 pitchers). Below is a list of players who are no longer in the Milwaukee Brewers organization and where they are now (as of March 11, 2024, does not include free agents).

Fernando Abad	Saraperos de Saltillo (Mexican League)
Jason Alexander	Boston Red Sox (minor league deal)
Greg Allen	New York Yankees (minor league deal)
Eddie Alvarez	Boston Red Sox (minor league deal)
Brian Anderson	Seattle Mariners (minor league deal)
Clayton Andrews	New York Yankees
Skye Bolt	Atlanta Braves (minor league deal)
Caleb Boushley	Minnesota Twins (minor league deal)
Mike Brosseau	Kansas City Royals (minor league deal)
Alex Claudio	Diablos Rojos del Mexico (Mexican League)
Luis Contreras	Houston Astros (minor league deal)
Jake Cousins	Chicago White Sox (minor league deal)
Cam Devanney	Kansas City Royals (minor league deal)
Lucas Erceg	Oakland Athletics
Pedro Fernandez	Rakuten Monkeys (Chinese Professional Baseball League)
Payton Henry	Toronto Blue Jays (minor league deal)
Keston Hiura	Detroit Tigers (minor league deal)
Adrian Houser	New York Mets
Alex Jackson	Tampa Bay Rays (minor league deal)
Justin Jarvis	New York Mets (minor league deal)
Jahmai Jones	New York Yankees
Eric Lauer	Pittsburgh Pirates
Tyson Miller	Seattle Mariners (minor league deal)
Thomas Pannone	Chicago Cubs (minor league deal)
Michael Reed	Texas Rangers (minor league deal)
Cam Robinson	New York Mets (minor league deal)
Ethan Small	San Francisco Giants
Jon Singleton	Houston Astros
Bennett Sousa	Houston Astros
Robert Stock	Tecolotes de los Dos Laredos (Mexican League)
Peter Strzelecki	Arizona Diamondbacks
Tyrone Taylor	New York Mets
Julio Teheran	Baltimore Orioles (minor league deal)
Rowdy Tellez	Pittsburgh Pirates
Abraham Toro	Oakland Athletics
Luis Urias	Seattle Mariners
Josh VanMeter	New York Yankees (minor league deal)
Gus Varland	Los Angeles Dodgers
Luke Voit	New York Mets (minor league deal)
Justin Wilson	Los Angeles Dodgers (minor league deal)
Jesse Winker	Washington Nationals

CARLOS F. RODRIGUEZ • RHP



BATS: Right **THROWS:** Right **HEIGHT:** 6-0 **WEIGHT:** 201
BORN: November 27, 2001 in Rivas, Nicaragua
RESIDES: Miami, FL
OPENING DAY AGE: 22 **MLB SERVICE:** 0.000
ACQUIRED: Signed by Milwaukee in the sixth round of the 2021 First-Year Player Draft

PERSONAL

- Carlos Fernando Rodríguez Pérez
- 3rd professional season; all with Milwaukee
- Signed by Mike Burns

DID YOU KNOW?

- Pitched for Team Nicaragua in the 2023 World Baseball Classic...allowed one run over four innings in their opener against Puerto Rico on March 11
- Enters the season as the 8th-best prospect in the Brewers system by MLB Pipeline and the 11th-best by *Baseball America*

HIGH SCHOOL/COLLEGE

- Graduated from Miami Christian School (FL)
- Posted a 0.67 ERA to earn All-Dade County honors his senior year
- Helped school win the FHSAA State Baseball Championship in 2018 and 2019
- Attended Florida Southwestern State College (2020-21)
- Was the highest draft pick out of Florida Southwestern in program history since Kerry Wood in 1993 (then known as Edison State College)
- Went 7-2 with a 2.11 ERA in his lone season with the Bucs
- One of four players selected in the 2021 draft out of FSW

CAREER STATISTICS

YEAR	CLUB	W-L	ERA	G	GS	CG	SH	SV	IP	H	R	ER	HR	HB	BB	SO	WP
2022	Carolina	3-4	3.53	19	13	0	0	1	71.1	53	31	28	7	7	27	84	6
	Wisconsin	3-1	1.98	7	7	0	0	0	36.1	21	9	8	0	2	13	45	1
2023	Biloxi	9-6	2.77	25	25	0	0	0	123.2	82	46	38	10	9	53	152	7
	Nashville	0-0	5.79	1	1	0	0	0	4.2	5	3	3	0	1	4	6	0
Minor League Totals		15-11	2.94	52	46	0	0	1	236.0	161	89	77	17	19	97	287	14

2023

- Went 9-6 with a 2.77 ERA in 25 games (all starts) with Double-A Biloxi...123.2 IP, 82 H, 46 R, 38 ER, 53 BB, 152 K, 1.09 WHIP, .183 BAA
- Named the Brewers Minor League Co-Pitcher of the Year and Southern League Pitcher of the Year... was also a MiLB.com Organization All-Star (Milwaukee), Southern League Postseason All-Star and *Baseball America* Double-A and Minor League All-Star
- Became the first Brewers minor leaguer to earn Minor League Pitcher of the Year award twice since RHP Ben Hendrickson in 2002 and 2004
- Led Double-A in ERA and opponent batting average...also ranked among level leaders in WHIP (2nd) and strikeouts (4th)
- Named the Brewers Minor League and Southern League Pitcher of the Month in July after allowing just two earned runs across 18.1 innings in four starts...held opponents to a .152 average (10-for-66)
- Set a career high with seven innings, 11 strikeouts and 100 pitches on May 27 vs. Montgomery
- Recorded first 10-strikeout game on May 3 at Montgomery...helped the Shuckers strike out a franchise record 19 in the game
- Went 26.0 innings before giving up a home run vs. Rocket City on May 10
- Finished season at Biloxi with three consecutive quality starts, posting a 2.94 ERA (18.1 IP/6 ER) with 19 strikeouts
- Made Triple-A debut on September 20 vs. Jacksonville...allowed three runs (3 ER) on five hits across 4.2 innings with six strikeouts
- Entered season as the 13th-best Brewers prospect by MLB Pipeline and 15th-best by *Baseball America*...also named best control in the organization by *BA*

2022

- Went 6-5 with a 3.01 ERA in 26 games (20 starts) with Single-A Carolina (19) and High-A Wisconsin (7)...107.2 IP, 74 H, 40 R, 36 ER, 40 BB, 129 K
- Named the Brewers Minor League Pitcher of the Year and MiLB.com Organization All-Star (Milwaukee)
- Ranked among organizational leaders in opponent batting average (2nd, .198), WHIP (2nd, 1.06), ERA (3rd) and strikeouts (5th)
- Named Midwest League Pitcher of the Week for August 29-September 4 after throwing 6.0 perfect innings with nine strikeouts on September 3 at Peoria

Carlos F. Rodriguez continued on page 96



Carlos F. Rodriguez continued

- Also struck out nine on August 17 at Cedar Rapids (5.1 IP)
- Piled up 7 Ks over 4.0 scoreless innings in Wisconsin debut on August 5 at Quad Cities
- After giving up nine earned runs through 6.0 innings with Carolina, responded to post a 2.62 ERA (65.1 IP/19 ER) through the following 16 outings (12 starts) for the Mudcats
- Entered season as the 13th-best Brewers prospect by MLB Pipeline and 15th-best by *Baseball America*

SINGLE-GAME CAREER BESTS

Innings: 7.0 - 5/27/23 w/ Biloxi vs. Montgomery
Strikeouts: 11 - 5/27/23 w/ Biloxi vs. Montgomery
10+ K Games: 2, Last - 5/27/23 w/ Biloxi vs. Montgomery
Walks: 4 (4x), Last - 9/20/23 w/ Nashville vs. Jacksonville
Shutouts: None
Complete Games: None
Hits: 7 (4x), Last - 9/13/23 w/ Biloxi vs. Montgomery
Runs: 6 (2x), Last - 6/2/23 w/ Biloxi vs. Pensacola
HR: 2 - 6/2/23 w/ Biloxi vs. Pensacola
Winning Streak: 3 Games - 5/27 - 6/21/23 w/ Biloxi
Losing Streak: 3 Games - 6/10 - 7/15/22 w/ Carolina

RODRIGUEZ



CHRIS ROLLER • OF



BATS: Right **THROWS:** Right **HEIGHT:** 6-0 **WEIGHT:** 186
BORN: October 8, 1996 in Austin, TX
RESIDES: Austin, TX
OPENING DAY AGE: 27 **MLB SERVICE:** 0.000
ACQUIRED: Acquired via trade by Milwaukee from Cleveland in exchange for cash on August 31, 2023

PERSONAL

- Christopher P. Roller
- 7th professional season; 2nd with Milwaukee
- Originally selected by Los Angeles-NL in the 30th round of the 2017 First-Year Player Draft

DID YOU KNOW?

- Fellow baseball alumni out of McLennan include Ryan Merritt and Jay Buhner
- His mother, Kappy Allen, is a world champion professional barrel racer

HIGH SCHOOL/COLLEGE

- Graduated from Lake Travis High School (TX)
- Recorded a .395 average with seven home runs and 21 RBI through his high school career
- First Team all-district, all-Centex and Third Team all-state in baseball his senior year
- District 14-6A Football MVP...also First Team all-Centex and all-state kick returner and Second Team all-state defensive back in football
- Attended McLennan Community College (TX)
- Named to the All-Region V team after hitting .414 with 10 home runs, 71 RBI and 32 stolen bases his sophomore season
- Planned to transfer to Auburn University before signing with Dodgers
- One of five players from McLennan selected in the 2017 draft (also Nic Motley, Cole Haring, Joe Breaux and Josh Breaux)

CAREER STATISTICS

YEAR	CLUB	AVG	G	AB	R	H	2B	3B	HR	RBI	BB	SO	SB	CS	OBP	SLG
2017	AZL Dodgers	.181	45	127	24	23	8	1	1	14	20	28	9	1	.308	.283
2018	Ogden	.312	26	93	28	29	9	1	5	17	15	28	6	3	.425	.591
	Great Lakes	.233	28	86	6	20	4	0	1	7	10	31	6	1	.323	.314
2019	Great Lakes	.274	88	321	61	88	21	8	7	44	34	77	10	3	.359	.455
2021	Akron	.203	70	246	25	50	12	2	1	27	23	72	14	4	.281	.280
2022	Akron	.212	76	259	31	55	14	2	4	26	30	72	6	3	.308	.328
	Columbus	.333	3	6	1	2	0	0	0	2	1	1	0	0	.556	.333
2023	Columbus	.222	92	257	46	57	13	0	12	47	55	94	13	4	.373	.412
	Nashville	.364	16	55	9	20	3	1	3	20	13	15	6	2	.493	.618
Minor League Totals		.237	444	1450	231	344	84	15	34	202	202	418	71	21	.344	.386

2023

- Played in 108 games between Triple-A Columbus (92) and Nashville (16)...hit .247 (77-for-312) with 55 runs, 16 doubles, 1 triple, 15 home runs, 67 RBI, 68 walks and 19 stolen bases
- Began season with Columbus and hit .222 (57-for-257) with a .785 OPS in 92 games
- Hit .316 (12-for-38) with 12 runs and 13 RBI in 14 games in May with the Clippers
- Made a home-run robbing catch against the Sounds on July 5 at First Horizon Park, slamming into the center field wall
- Started in 16 games with Nashville, all in the outfield...Sounds went 8-0 with Roller in right field
- Hit safely in each of first nine games with the Sounds and reached in the first 12, slashing .375/.519/.625 over that span
- Had third-career multi-home run game and first-career three extra-base hit game on September 15 at Charlotte
- Over the final month of the season, ranked among league leaders in on-base percentage (4th, .493), OPS (4th, 1.111), batting average (5th, .364), RBI (1-6th, 20) and slugging (10th, .618)

2022

- Played in 76 games with Double-A Akron and hit .212 (65-for-259) with 31 runs, 14 doubles, 2 triples, 4 home runs, 26 RBI, 30 walks and 6 stolen bases
- Totaled nine multi-hit games and four multi-RBI games
- Began season with Columbus but was placed on the injured list on April 8 after appearing in one game... returned to Clippers on April 30 before getting sent to Akron on May 2
- Boasted a .304 average (14-for-46) against left-handed pitchers...managed just a .192 average (41-for-213) against right-handed pitchers

Chris Roller continued on page 98



Chris Roller continued

2021

- Played in 70 games with Double-A Akron and hit .203 (50-for-246) with 25 runs, 12 doubles, 2 triples, 1 home run, 27 RBI, 23 walks and 14 stolen bases
- Missed July 31-August 16 while on the injured list
- Finished with 11 multi-hit games and five multi-RBI games
- Tallied three hits with four RBI on June 9 at Altoona

2020

- Did not play in affiliated baseball due to COVID-19 pandemic
- Taken by Cleveland in the Triple-A phase of the Rule 5 draft from Los Angeles-NL

2019

- Played in 88 games with Single-A Great Lakes and hit .274 (88-for-321) with 61 runs, 21 doubles, 8 triples, 7 home runs, 44 RBI, 34 walks and 10 stolen bases
- Finished tied for second in the Midwest League in triples (only Bo Naylor with Lake County had more with 10)
- Had 21 multi-hit games and 10 multi-RBI games

2018

- Played in 54 games with Single-A Great Lakes (28) and Rookie-Level Ogden (26)...hit .274 (49-for-179) with 34 runs, 13 doubles, 1 triple, 6 home runs, 24 RBI, 25 walks and 12 stolen bases
- Hit .338 (22-for-65) with 20 runs, 7 doubles, 1 triple and 4 home runs with Ogden before getting promoted to Great Lakes on July 29
- Had first multi-homer game on July 19 at Missoula

2017

- Played in 45 games with Rookie-Level AZL Dodgers and hit .181 (23-for-127) with 24 runs, 8 doubles, 1 triple, 1 home run, 14 RBI, 20 walks and 9 stolen bases
- Made professional debut on June 24 vs. AZL White Sox
- Hit first professional home run on July 14 vs. AZL Indians

SINGLE-GAME CAREER BESTS

Hits: 4, 8/12/23 w/ Columbus at Toledo

RBI: 7, 5/3/23 w/ Columbus vs. Iowa

Runs: 3 (6x), Last - 9/1/22 w/ Akron at Altoona

HR: 2 (3x), Last - 9/15/23 w/ Nashville at Charlotte

GS: 1 - 5/3/23 w/ Columbus vs. Iowa

K: 4 (2x), Last - 7/5/18 w/ Ogden at Grand Junction


BB: 3 (4x), Last - 4/18/23 w/ Columbus vs. Toledo

SB: 3 - 8/10/18 w/ Great Lakes at South Bend

Hit Streak: 12 Games - 6/1 - 6/21/19 w/ Great Lakes



DARRELL THOMPSON • LHP



BATS: Left **THROWS:** Left **HEIGHT:** 6-4 **WEIGHT:** 185
BORN: April 27, 1994 in Winchester, VA
RESIDES: Kearneysville, VA
OPENING DAY AGE: 29 **MLB SERVICE:** 0.000
ACQUIRED: Signed by Milwaukee as a free agent on October 17, 2022

PERSONAL

- Darrell Scott Thompson
- 9th professional season; 2nd with Milwaukee

DID YOU KNOW?

- Has appeared in four different championship series in three different leagues
- Was teammates with fellow Milwaukee minor league pitcher, Ryan Middendorf, while with Schaumburg
- Nickname is D-Train...along with Brewers star closer Devlin Williams and former Marlins starter Dontrelle Willis

HIGH SCHOOL/COLLEGE

- Graduated from Sherando High School (VA)
- Threw two no-hitters in high school
- First Team all-district, all-area and Virginia Region II Pitcher of the Year his senior year
- Graduated from Shenandoah University (VA)
- Named All-Old Dominion Athletic Conference Second Team as a junior in 2015, going 7-1 with a 2.26 ERA over 63.2 innings in 9 starts
- Earned ODAC Pitcher of the Year and All-ODAC First Team as a sophomore in 2014, going 10-2 with a 2.40 ERA over 86.1 innings in 12 appearances/11 starts
- One of four Shenandoah University players to sign with an MLB team over the past eight seasons

CAREER STATISTICS

YEAR	CLUB	W-L	ERA	G	GS	CG	SH	SV	IP	H	R	ER	HR	HB	BB	SO	WP
2016	Roswell	2-0	2.84	4	3	0	0	0	19.0	14	7	6	3	1	8	16	1
2017	Roswell	7-1	5.86	12	12	0	0	0	63.0	73	48	41	5	11	41	73	4
	Gary	0-0	1.69	2	0	0	0	0	5.1	3	2	1	0	0	3	5	0
2018	Schaumburg	5-2	3.79	29	1	0	0	1	35.2	31	22	15	1	4	24	45	4
2019	Schaumburg	4-0	2.58	43	0	0	0	0	45.1	24	15	13	4	7	20	62	4
2021	Schaumburg	2-0	3.86	21	0	0	0	5	21.0	26	10	9	3	1	7	31	2
	Long Island	0-0	0.00	3	0	0	0	0	3.0	2	0	0	0	0	1	2	0
2022	Schaumburg	2-1	1.43	45	0	0	0	16	50.1	34	10	8	3	7	12	92	1
2023	Biloxi	1-1	0.68	9	0	0	0	1	13.1	5	2	1	0	0	4	20	0
	Nashville	4-3	5.12	39	0	0	0	0	45.2	44	27	26	8	4	25	57	2
Minor League Totals		5-4	4.12	48	0	0	1	59.0	49	29	27	8	4	29	77	2	
Independent League Totals		22-4	3.45	159	16	0	0	22	242.2	207	114	93	19	31	116	326	16

2023

- Went 5-4 with a 4.12 ERA in 48 games (no starts) between Nashville (38) and Double-A Biloxi (9)...59.0 IP, 49 H, 29 R, 27 ER, 29 BB, 77 K
- Tied for the third-most appearances among Brewers minor league relievers
- Began season with the Shuckers and allowed just one earned run over nine appearances (13.0 IP)
- Picked up save with two scoreless innings on April 19 at Rocket City
- Promoted to Nashville on May 9 and made Triple-A debut in relief on May 12 vs. Gwinnett (1.2 IP, 1 H, 0 R, 0 BB, 2 K)
- Gave up a walk-off home run on May 20 at Durham, a two-run blast hit by Niko Hulsizer...also struck out a season-high five batters in the 2.0 innings
- Posted a Triple-A level monthly-best 1.74 ERA (10.1 IP/2 ER) in June with the Sounds

2022

- Went 2-1 with a 1.45 ERA in 45 games (no starts) with independent Schaumburg of the Frontier League...50.1 IP, 34 H, 10 R, 8 ER, 12 BB, 92 K
- Named a Frontier League Postseason All-Star
- Ranked among league leaders in appearances (3rd) and saves (4th)
- Struck out 46 percent of batters faced
- Helped the Boomers reach the Frontier League Championship Series, where they fell to the Quebec Capitales

2021

- Went 2-0 with a 3.86 ERA in 21 games (no starts) with independent Schaumburg of the Frontier League...21.0 IP, 26 H, 10 R, 9 ER, 7 BB, 31 K

Darrell Thompson continued on page 100



Darrell Thompson continued

- Appeared in six of the Boomers' nine games during the Frontier League playoffs, helping Schaumburg win their fourth Frontier League title in five seasons over Washington
- Held opponents to a .048 average during the Frontier League Postseason
- Also made three appearances (no starts) with the independent Long Island Ducks of the Atlantic League (3.0 IP, 2 H, 0 R, 1 BB, 2 K)

2020

- Went 2-1 with a 3.64 ERA in 5 games (all starts) with independent New Market of the Rockingham County Baseball League...37.0 IP, 29 H, 19 R, 15 ER, 6 BB, 55 K
- Named to the All-RCBL Team after leading the league in innings, strikeouts and tied for the league lead in starts
- Struck out a career-high 19 batters on August 2 at Elkton over eight innings
- Recorded first career complete game on July 18 vs. Bridgewater
- Struck out at least 10 batters across eight starts, including the Postseason
- Including the Postseason, totaled 123 strikeouts over 76.0 innings

2019

- Went 4-0 with a 2.58 ERA in 43 games (no starts) with independent Schaumburg of the Frontier League...45.1 IP, 24 H, 15 R, 13 ER, 20 BB, 62 K
- Held opponents scoreless in 77 percent of outings (33 total)
- Ranked 10th in the league in appearances

2018

- Went 5-2 with a 3.79 ERA in 29 games (1 start) with independent Schaumburg of the Frontier League...35.2 IP, 31 H, 22 R, 15 ER, 24 BB, 45 K
- Totaled 4.0 innings in relief on May 19 vs. Traverse City

2017

- Went 7-1 with a 5.86 ERA in 12 games (all starts) with independent Roswell of the Pecos League...63.0 IP, 73 H, 48 R, 41 ER, 41 BB, 73 K
- Helped the Invaders reach the Pecos League Championship Series where they fell to High Desert
- Led the league in starts and ranked third in wins and fifth in strikeouts
- Hit .370 (10-for-27) with five RBI and a stolen base
- Combined to strike out 20 over his final two starts of the regular season
- Made two relief appearances with the Gary SouthShore Railcats of the independent American Association


2016

- Went 2-0 with a 2.84 ERA in 4 games (3 starts) with independent Roswell of the Pecos League...19.0 IP, 14 H, 7 R, 6 ER, 8 BB, 16 K
- Made professional debut in relief on July 9 at Salina
- Worked six innings in first professional start on July 16 at Santa Fe

SINGLE-GAME CAREER BESTS

Innings: 2.1 - 4/27/23 w/ Biloxi vs. Mississippi
Strikeouts: 5 - 5/20/23 w/ Nashville at Durham
10+ K Games: None
Walks: 2 (7x), Last - 9/19/23 w/ Nashville vs. Jacksonville
Shutouts: None
Complete Games: None
Hits: 3 (3x), Last - 7/16/23 w/ Nashville at Louisville
Runs: 4 - 7/16/23 w/ Nashville at Louisville
HR: 1 (8x), Last - 9/21/23 w/ Nashville vs. Jacksonville
Winning Streak: 2 Games - 8/17 - 8/20/23 w/ Nashville
Lossing Streak: 2 Games - 5/5 - 5/20/23 w/ Biloxi and Nashville

JOEY WIEMER • OF



BATS: Right **THROWS:** Right **HEIGHT:** 6-4 **WEIGHT:** 220
BORN: February 11, 1999 in Sylvania, OH
RESIDES: Temperance, MI
OPENING DAY AGE: 25 **MLB SERVICE:** 1.000
ACQUIRED: Selected by Milwaukee in the fourth round of the 2020 First-Year Player Draft

PERSONAL

- Joseph Daryl Wiemer
- 3rd professional season; all with Milwaukee
- Signed by Brewers scout Jeff Bianchi

DID YOU KNOW?

- Named to 2022 Futures Game for the National League (0-1, SF, RBI)
- Last name is pronounced “WEE-mer”

HIGH SCHOOL/COLLEGE

- Named to all-state, all-region, and all-district at Bedford High School (MI), leading the Mules to district championships his junior and senior seasons
- In 122 games over three seasons with the University of Cincinnati, slashed .264/.379/.408 with 12 home runs, 54 RBI, and 35 stolen bases
- Also appeared as a relief pitcher for the Bearcats twice during the shortened 2020 season (27.00 ERA over 1.0 IP)
- Named to American Athletic Conference All-Academic Team in 2018 and 2019, and *Baseball America* Preseason All-America Third Team in 2020

CAREER STATISTICS

YEAR	CLUB	AVG	G	AB	R	H	2B	3B	HR	RBI	BB	SO	SB	CS	OBP	SLG
2021	Carolina	.276	75	268	53	74	11	2	13	44	45	69	22	4	.391	.478
	Wisconsin	.336	34	128	33	43	7	0	14	33	18	36	8	2	.428	.719
2022	Biloxi	.243	84	334	57	81	19	1	15	47	34	113	25	1	.321	.440
	Nashville	.287	43	150	24	43	15	1	6	30	21	34	6	2	.368	.520
2023	Nashville	.105	5	19	3	2	0	0	1	3	1	3	0	0	.143	.263
	MILWAUKEE	.204	132	367	48	75	19	0	13	42	36	116	11	4	.283	.362
Major League Totals		.204	132	367	48	75	19	0	13	42	36	116	11	4	.283	.362
Minor League Totals		.270	241	899	170	243	52	4	49	157	119	255	61	9	.362	.501

2023

- Played in 132 games with Milwaukee and hit .204 (75-for-367) with 48 runs, 19 doubles, 13 home runs, 42 RBI, 36 walks and 11 stolen bases
- Played in 5 games with Nashville and hit .105 (2-for-19) with 3 runs, 1 home run, 3 RBI and 3 strikeouts
- Began season on Biloxi's Opening Day roster but had contract selected on April 1...made Major League debut that day at Chicago-NL and added a double for his first Big League hit, getting the start in center field
- Spent most of the season with the Brewers before being optioned on September 17...was recalled on October 2
- Hit a 3-run home run as first Major League blast on April 5 vs. New York-NL
- Crushed the ball in a 4-for-4, 2 home run effort vs. Baltimore on June 7 (5 RBI)
- Fared much better against left-handed pitcher (.267 average) than right-handed pitchers (.175 average) in the Majors
- Went just 2-for-28 (.071) over his last 19 games of the regular season with Milwaukee before being optioned
- Hit only Triple-A home run on September 20 vs. Jacksonville...also made a spectacular diving catch in the outfield
- Entered as a pinch runner in Game 2 of the NL Wild Card Series vs. Arizona on October 4

2022

- Began season on Biloxi's Opening Day roster, played in 43 games with Nashville, hit .287 (43-for-150) with 24 R, 15 2B, 1 3B, 6 HR, 30 RBI, 21 BB, 34 K, 6 SB
- Named to MLB.com's top 100 prospects list (#100) before the season
- Named the Southern League Player of the Week for the week of May 8-14...hit .304 (7-for-23) with 6 runs, 3 home runs, 5 RBI and 2 stolen bases over 6 games
- Began season with Double-A Biloxi and hit .242 (80-for-330) with 57 runs, 19 doubles, 1 triple, 15 home runs and 47 RBI in 84 games...promoted to Nashville on August 12
- Hit .308 (24-for-78) with 12 runs, 7 doubles, 3 home runs, 17 RBI and 9 walks in 20 games in the month of April
- Started 43 games...RF - 34, DH - 7, CF - 2 (25-18 record in starts)
- Had 12 multi-hit games and 6 multi-RBI games

Joey Wiemer continued on page 102



Joey Wiemer continued

- Had a 16-game on-base streak from August 23-September 9 where he hit .352 (19-for-54) with 10 runs, 6 doubles, 4 home runs, 17 RBI, 14 walks, 10 strikeouts, and 3 stolen bases
- Had a 7-game hitting streak from August 23-30 where he hit .444 (12-for-27) with 5 runs, 4 doubles, 4 home runs, 11 RBI, 1 walk, and 1 stolen base
- Recorded the 4th multi-HR game of his career on August 26 at Durham (2-for-4, 2 R, 2 HR, 3 RBI)
- Drew a walk-off walk to score Pablo Reyes as winning run on September 1 vs. Memphis

2021

- Named Brewers' Minor League Player of the Year after hitting .295 (117-for-396) with 86 runs, 18 doubles, 2 triples, 27 home runs, 77 RBI, 63 walks, 105 strikeouts, and 30 stolen bases in 109 games between Single-A Carolina and High-A Wisconsin
- Ranked among organization leaders in homers (1st), total bases (1st, 220), hits (2nd), runs (2nd), RBI (3rd), extra-base hits (3rd, 47), and stolen bases (1-3rd)
- Made professional debut with Single-A Carolina, appearing in 75 games before his promotion to Wisconsin on August 9
- First professional hit was a home run off RHP Misael Tamarez of Fayetteville on May 9
- Had first four-hit game of career on May 25 vs. Kannapolis (4-for-6, 2B, HR, 2 RBI, 2 R)
- Earned Brewers' Co-Minor League Player of the Month for July (.263, 4 HR, 14 RBI in 26 G)
- Pieced together 14-game hit streak from July 13 to 28, hitting .263 (15-for-57) with a .867 OPS over the stretch
- Named Carolina League Player of the Week for August 2-8 after stringing together five multi-hit games against Kannapolis, including a four-hit game on August 5 (4-for-5, HR, 2 RBI, 2 R) and his first career two-homer game on August 6 (3-for-5, 2 HR, 6 RBI, 2 R)...hit .583 (14-for-24) and slugged 1.208 over the six game stretch
- Named a Carolina League Post-Season All-Star after posting an .869 OPS with 13 home runs, 44 RBI, and 22 stolen bases
- In 34 games with Wisconsin, slashed .336/.428/.719 (43-for-128) with 14 home runs, 33 RBI, and 8 stolen bases

2020

- Reported to Maryvale, AZ for the Milwaukee Brewers' instructional league
- Also played in 25 games with the Birmingham-Bloomfield Beavers of the United Shore Professional Baseball League

SINGLE-GAME CAREER BESTS

Hits: 4 (6x), Last - 6/7/23 w/ Milwaukee vs. Baltimore
RBI: 6, 8/6/21 w/ Carolina vs. Kannapolis
Runs: 4, 9/17/21 w/ Wisconsin at Great Lakes
HR: 2 (5x), Last - 6/7/23 w/ Milwaukee vs. Baltimore
GS: 2, Last - 8/24/22 w/ Nashville at Durham
K: 4 (4x), Last - 7/22/22 w/ Biloxi vs. Pensacola
BB: 3, 9/18/21 w/ Wisconsin at Great Lakes
SB: 3 (2x), Last - 6/9/22 w/ Biloxi vs. Tennessee
Hit Streak: 14 Games - 7/13 - 7/28/21 w/ Carolina

CHAVEZ YOUNG • OF



BATS: Switch **THROWS:** Right **HEIGHT:** 6-0 **WEIGHT:** 200
BORN: July 8, 1997 in Freeport, Bahamas
RESIDES: Freeport, Bahamas
OPENING DAY AGE: 26 **MLB SERVICE:** 0.000
ACQUIRED: Signed by Milwaukee as a free agent on January 22, 2024

PERSONAL

- Chavez Young
- 8th professional season; 1st with Milwaukee
- Originally selected by Toronto in the 39th round of the 2016 First-Year Player Draft

DID YOU KNOW?

- Trying to become the eighth Bahamian-born player to play in Major League Baseball
- Was next-door neighbors with former Pirates prospect Tahnaj Thomas growing up...the pair would ride together to baseball practice in the front seat of Tahnaj's dad's corvette
- Played for Team Great Britain in the 2017 World Baseball Classic qualifiers in September of 2016... hit .357 (5-for-14) with 2 runs, 3 RBI and a walk in 4 games
- Name is pronounced (sha-VEZ)

HIGH SCHOOL/COLLEGE

- Graduated from Faith Baptist Christian Academy (GA), after attending the same school in Brandon, Florida, for two years

CAREER STATISTICS

YEAR	CLUB	AVG	G	AB	R	H	2B	3B	HR	RBI	BB	SO	SB	CS	OBP	SLG
2016	GCL Blue Jays	.274	21	73	9	20	8	2	0	6	6	26	6	1	.346	.438
2017	Bluefield	.282	62	252	52	71	14	7	4	25	13	58	4	5	.332	.440
	Vancouver	.308	5	13	3	4	1	1	0	5	0	5	0	0	.400	.538
2018	Lansing	.285	125	470	88	134	33	9	8	57	58	100	44	13	.363	.445
2019	Dunedin	.247	111	401	53	99	17	4	6	43	35	102	24	11	.315	.354
2021	New Hampshire	.265	78	279	41	74	15	2	7	52	35	81	20	3	.350	.409
2022	Dunedin	.278	5	18	4	5	0	0	1	1	1	5	1	0	.350	.444
	Buffalo	.234	65	214	37	50	6	2	5	21	30	58	20	1	.331	.350
2023	Altoona	.207	60	184	15	38	7	0	2	12	25	46	19	7	.319	.277
	Indianapolis	.195	42	118	20	23	6	2	3	22	23	31	13	2	.336	.356
Minor League Totals		.256	574	2022	322	518	107	29	36	244	226	512	151	43	.338	.391

2023

- Played in 102 games between Double-A Altoona (60) and Triple-A Indianapolis (42)...hit .202 (61-for-302) with 35 runs, 13 doubles, 2 triples, 5 home runs, 34 RBI, 48 walks and 32 stolen bases
- Ranked third in stolen bases among Pirates minor leaguers
- Began season with the Indians...hit .195 (23-for-118) before being sent to Altoona on June 7
- Hit just above the Mendoza Line (.207) with 38 runs, 7 doubles, 12 RBI, 25 walks and 19 stolen bases with the Curve to finish the season
- Totaled 12 multi-hit and nine multi-RBI games
- Stole two bases in a game on multiple occasions (April 8 at Louisville, July 26 at Harrisburg, August 5 vs. Richmond and September 8 vs. Harrisburg)
- Hit .260 (13-for-50) off of starters with Indianapolis, but managed just a .147 average (10-for-68) against Triple-A relievers
- Totaled 15 outfield assists through the season (11 with Altoona, 4 with Indianapolis)
- Elected free agency at the end of the season
- Played in 18 games with Indios de Mayaguez of the Puerto Rican Winter League following the season

2022

- Played in 65 games with Triple-A Buffalo and hit .234 (50-for-214) with 37 runs, 6 doubles, 2 triples, 5 home runs, 21 RBI, 30 walks and 20 stolen bases
- Began season on rehab assignment at Single-A Dunedin...played in five games before being brought back to Buffalo on May 24
- Stole a season-high three bases on June 25 vs. St. Paul and tallied five multi-stolen bases games
- Was successful in his first 17 stolen base attempts before getting caught for the first time on July 30

Chavez Young continued on page 104



Chavez Young continued

- Returned to the injured list on August 23 and missed the rest of the Bisons season
- Finished with nine outfield assists and two double plays in the outfield
- Rated as having the “Best Outfield Arm” in the Blue Jays system by *Baseball America* for the fourth-straight year

2021

- Played in 78 games with Double-A New Hampshire and hit .265 (74-for-279) with 41 runs, 15 doubles, 2 triples, 7 home runs, 52 RBI, 35 walks and 20 stolen bases
- Named the Double-A East Player of the Week for August 16-22 after hitting .476 (10-for-21) with 5 runs, 3 doubles, 3 home runs, 9 RBI and a stolen bases across 5 games at Hartford
- Missed May 23-June 12 on the injured list
- Totaled 18 multi-hit and 11 multi-RBI games
- Recorded 11 outfield assists in center field (49 starts)
- Received first non-roster invite to Blue Jays spring training
- Played with Indios de Mayaguez of the Puerto Rican Winter League following the season

2020

- Spent the summer working out and fishing at home in the Bahamas with the cancellation of the minor league season

2019

- Played in 111 games with Advanced-A Dunedin and hit .247 (99-for-401) with 53 runs, 17 doubles, 4 triples, 6 home runs, 43 RBI, 35 walks and 24 stolen bases
- Tied for fourth in stolen bases in the Florida State League...also had the fourth-most caught stealing
- Finished with 20 multi-hit and eight multi-RBI games
- Stole multiple bases four times (April 17 at Charlotte, May 18 at Lakeland, July 21 at Charlotte and July 30 at Fort Myers)
- Ended season with 13 outfield assists (9 in center field, 4 in right field)

2018

- Played in 125 games with Single-A Lansing and hit .285 (134-for-470) with 88 runs, 33 doubles, 9 triples, 8 home runs, 57 RBI, 58 walks and 44 stolen bases
- Named a Midwest League Midseason All-Star...went 0-for-4 with a strikeout in the Midwest League All-Star Game
- Led the Midwest League in runs and ranked among league leaders in extra-base hits (2nd, 50), total bases (2nd, 209), doubles (1-2nd), triples (1-2nd), stolen bases (1-3rd), hits (6th), on-base percentage (8th, .363), slugging (9th, .445) and batting average (10th, .285)
- Tied for the most stolen bases among Blue Jays minor leaguers
- Stole three bases on August 31 vs. Great Lakes...also walked three times

2017

- Played in 62 games with Rookie-Level Bluefield and hit .282 (71-for-252) with 52 runs, 14 doubles, 7 triples, 4 home runs, 25 RBI, 13 walks and 4 stolen bases
- Led the Appalachian League in triples and ranked among league leaders in runs (2nd), hits (1-5th), extra-base hits (8th, 25) and total bases (8th, 111)


2016

- Played in 21 games with Rookie-Level GCL Blue Jays and hit .274 (20-for-73) with 9 runs, 8 doubles, 2 triples, 6 RBI, 6 walks and 6 stolen bases
- Made professional debut on July 27 vs. GCL Twins and had first professional hit, a double, on July 30 vs. GCL Phillies

SINGLE-GAME CAREER BESTS

Hits: 4 (2x), Last - 7/16/18 w/ Lansing at Clinton
RBI: 4 (4x), Last - 8/17/21 w/ New Hampshire at Hartford
Runs: 3 (10x), Last - 5/20/22 w/ Dunedin at Daytona Beach
HR: 1 (36x), Last - 8/20/23 w/ Altoona at Bowie
GS: 1, 7/12/18 w/ Lansing at Burlington
K: 4, 8/28/21 w/ New Hampshire vs. Binghamton
BB: 3 (2x), Last - 8/22/19 w/ Dunedin vs. Daytona Beach
SB: 3 (3x), Last - 6/25/22 w/ Buffalo vs. St. Paul
Hit Streak: 16 Games - 8/1 - 8/17/19 w/ Dunedin

ROB ZASTRYZNY • LHP



BATS: Right **THROWS:** Left **HEIGHT:** 6-3 **WEIGHT:** 231
BORN: March 26, 1992 in Edmonton, Canada
RESIDES: Phoenix, AZ
OPENING DAY AGE: 32 **MLB SERVICE:** 1.064
ACQUIRED: Signed by Milwaukee as a free agent on December 12, 2023

PERSONAL

- Robert John Zastryzny
- 11th professional season; 1st with Milwaukee
- Originally selected by Chicago-NL in the second round of the 2013 First-Year Player Draft

DID YOU KNOW?

- Married wife Natalie in 2018
- Grew up in Canada before family moved to Texas
- Was homeschooled until sixth grade, learning Canadian history, geography and government
- Was nicknamed Friday because he pitched on Friday nights at Missouri for three seasons
- Name is pronounced “za-STRIZ-knee”

HIGH SCHOOL/COLLEGE

- Graduated from Calallen High School (TX) in 2010
- Compiled a record of 26-4 with a 0.71 ERA and 299 strikeouts in his high school career
- Went 17-1 with a 0.20 ERA and 198 strikeouts his senior season
- Also had a career batting average of .401 with 14 home runs and 88 RBI
- Attended the University of Missouri
- In three seasons with the Tigers, went 9-19 with a 3.79 ERA
- Finished with 228 strikeouts, the eighth-most in program history

ZASTRYZNY

CAREER STATISTICS

YEAR	CLUB	W-L	ERA	G	GS	CG	SH	SV	IP	H	R	ER	HR	HB	BB	SO	WP
2013	Boise	0-0	3.14	8	7	0	0	0	14.1	15	5	5	0	2	4	16	1
	Kane County	1-0	0.93	3	0	0	0	0	9.2	9	1	1	0	0	4	6	0
2014	Daytona	4-6	4.66	23	23	0	0	0	110.0	121	58	57	10	7	33	110	8
2015	AZL Cubs	0-0	2.25	1	1	0	0	0	4.0	3	1	1	0	0	2	4	3
	Tennessee	2-5	6.23	15	15	0	0	0	60.2	77	47	42	9	0	28	48	1
2016	Tennessee	3-2	4.28	9	9	0	0	0	54.2	50	29	26	6	1	20	42	3
	Iowa	7-3	4.33	15	14	0	0	0	81.0	67	42	39	7	2	31	77	6
	CHICAGO-NL	1-0	1.33	8	1	0	0	0	16.0	12	3	2	0	1	5	17	0
2017	AZL Cubs	0-1	1.04	3	3	0	0	0	8.2	9	6	1	0	0	1	4	1
	Iowa	2-3	5.94	14	7	0	0	1	47.0	50	32	31	7	0	14	40	2
	CHICAGO-NL	0-0	8.31	4	0	0	0	0	13.0	19	13	12	2	1	7	11	0
2018	Iowa	3-2	3.86	33	1	0	0	0	56.0	47	28	24	5	1	28	50	2
	CHICAGO-NL	1-0	4.76	6	0	0	0	0	5.2	6	3	3	0	1	4	3	0
2019	Tulsa	1-2	0.96	3	3	0	0	0	18.2	12	7	2	0	0	8	20	1
	Oklahoma City	3-6	6.49	20	16	0	0	0	94.1	126	75	68	17	2	31	84	5
2021	FCL Marlins	0-0	0.00	1	1	0	0	0	1.0	0	0	0	0	0	0	3	0
	Jacksonville	3-0	3.68	24	0	0	0	2	30.1	29	12	12	7	2	15	41	2
2022	Syracuse	1-5	3.61	26	6	0	0	1	47.1	48	26	19	6	3	19	59	2
	Salt Lake	0-0	2.25	8	0	0	0	0	8.0	8	2	2	0	0	1	9	0
	NEW YORK-NL	0-0	9.00	1	0	0	0	0	1.0	1	1	1	0	0	0	1	0
	LOS ANGELES-AL	0-0	6.00	5	0	0	0	0	3.0	2	3	2	0	0	1	2	1
2023	Indianapolis	0-0	4.41	15	1	0	0	1	16.1	16	8	8	1	1	1	16	1
	PITTSBURGH	1-0	4.79	21	1	0	0	0	20.2	24	15	11	1	0	13	15	2
Major League Totals		3-0	4.70	45	2	0	0	0	59.1	64	38	31	3	3	30	49	3
Minor League Totals		30-35	4.60	220	106	0	0	5	661.0	687	379	338	75	21	240	629	38

2023

- Went 1-0 with a 4.79 ERA in 21 games (1 start) with Pittsburgh...20.2 IP, 24 H, 15 R, 11 ER, 13 BB, 15 K
- Went 0-0 with a 4.41 ERA in 15 games (1 start) with Triple-A Indianapolis...16.1 IP, 16 H, 8 R, 8 ER, 1 BB, 16 K
- Had contract selected on March 30 and earned win in relief on Opening Day at Cincinnati...was placed on the 15-day injured list with left elbow discomfort following the game
- Activated after a short rehab stint with Indianapolis on May 19...returned to Pittsburgh's injured list on June 16 with left forearm inflammation
- Was designated for assignment on July 7 and outrighted to Indianapolis on July 10...had contract selected for a second time on August 24 before being designated and outrighted once again in September
- Longest outing came against the Sounds on August 10 (Game 1), working 2.0 scoreless innings (2 H, 2 K)
- Totaled 17 scoreless outings of 1.0+ IP between the two levels

Rob Zastryzny continued on page 106



Rob Zastryzny continued

- Held left-handed hitters to a .217 average (5-for-23) with Indianapolis and a .243 average (9-for-37) with Pittsburgh

2022

- Went 0-0 with a 6.75 ERA in 6 games (no starts) with Los Angeles-AL (5) and New York-NL (1)...4.0 IP, 3 H, 4 R, 3 ER, 1 BB, 3 K
- Went 1-5 with a 3.42 ERA in 34 games (6 starts) with Triple-A Syracuse (26) and Triple-A Salt Lake (8)...55.1 IP, 56 H, 28 R, 21 ER, 20 BB, 68 K
- Began year in Syracuse's bullpen before joining the starting rotation from April 20-May 29
- Had contract selected on August 20 and allowed a run in 1.0 inning in game two of a doubleheader at Philadelphia in Mets debut
- Claimed off waivers by the Angels on August 25 and optioned to Triple-A
- Did not allow a run in final seven outings (7.0 IP) with Salt Lake
- Did not retire a batter in his Angels debut on September 21 at Texas (3 R, 2 ER)
- Combined to toss 3.0 scoreless innings (0 H) across final three appearances with the Angels
- Held left-handed hitters to a .212 average (14-for-66) in Triple-A

2021

- Went 3-0 with a 3.68 ERA in 24 games (no starts) with Triple-A Jacksonville...29.1 IP, 29 H, 12 R, 12 ER, 15 BB, 41 K
- Originally signed with the independent Long Island Ducks, but had contract purchased by Miami on May 4
- Did not allow a run in final seven outings (7.0 IP) with the FCL Marlins on August 10 before returning to Jacksonville on August 12
- Was 2-0 with a 2.00 ERA (18.0 IP/4 ER) in 15 appearances after returning from the injured list (15 H, 20 K)

2020

- Did not play in affiliated baseball due to COVID-19 pandemic
- Signed a minor league deal with Baltimore on November 26, 2019 and spent most of the season in the team's alternate training site pool
- Released by the Orioles on September 18

2019

- Went 4-8 with a 5.58 ERA in 23 games (19 starts) with Triple-A Oklahoma City (20) and Double-A Tulsa (3)...113.0 IP, 138 H, 82 R, 70 ER, 39 BB, 104 K
- Ended with six quality starts (4 with Oklahoma City, 2 with Tulsa)
- Tossed 7.0 scoreless innings in a win with Tulsa on July 27 at Midland (3 H, 2 BB, 9 K)
- Struck out a season-best 10 batters on May 4 at New Orleans (5.1 IP, 5 H, 2 R, 2 ER, 2 BB)
- Had a .176 opponent batting average with Tulsa, compared to a .326 average with Oklahoma City
- Signed a minor league deal with the Dodgers just before the season, on March 26

2018

- Went 1-0 with a 4.76 ERA in 6 games (no starts) with Chicago-NL...5.2 IP, 6 H, 3 R, 3 ER, 4 BB, 3 K
- Went 3-2 with a 3.86 ERA in 33 games (1 start) with Triple-A Iowa...56.0 IP, 47 H, 28 R, 24 ER, 28 BB, 50 K
- Had several separate stints with the Cubs (May 8-9, June 18-June 24, July 14-16)
- Was designated for assignment on September 1 and outrighted to Triple-A Iowa on September 3
- Worked 2.0 scoreless innings in relief on May 8 vs. Miami
- Went 1-0 while allowing one run (ER) in 3.1 innings during second stint with Cubs (June 19-23)

2017

- Went 0-0 with an 8.31 ERA in 4 games (no starts) with Chicago-NL...13.0 IP, 19 H, 13 R, 12 ER, 7 BB, 11 K
- Went 2-3 with a 5.94 ERA in 14 games (7 starts) with Triple-A Iowa...47.0 IP, 50 H, 32 R, 31 ER, 14 BB, 40 K
- Placed on Iowa's injured list on May 16 and returned on July 25
- Pitched in the Majors on May 6 vs. New York-AL, September 4 at Pittsburgh, September 9 vs. Milwaukee and October 1 vs. Cincinnati
- Went 2-2 with a 5.40 ERA (30.0 IP/18 ER) as a starter and 0-1 with a 6.88 ERA (17.0 IP/13 ER) as a reliever for the I-Cubs

2016

- Went 1-0 with a 1.13 ERA in 8 games (1 start) with Chicago-NL...16.0 IP, 12 H, 3 R, 2 ER, 5 BB, 17 K
- Went 10-5 with a 4.31 ERA in 24 games (23 starts) with Triple-A Iowa (15) and Double-A Tennessee (9)...135.2 IP, 117 H, 71 R, 65 ER, 51 BB, 119 K
- Made Major League debut on August 19 at Colorado and worked a scoreless 10th inning...struck out Charlie Blackmon for first career MLB strikeout

Rob Zastryzny continued on page 107



Rob Zastryzny continued

- Earned first win on August 29 vs. Pittsburgh in a 13-inning, 8-7 walk-off victory
- Made first MLB start on September 29 at Pittsburgh...game ended in a 1-1 tie in the sixth inning due to rain
- Made Chicago's NLCS roster but did not appear in a game
- Named the Pacific Coast League Pitcher of the Week for August 1-7 after a pair of scoreless outings and wins...threw 5.0 perfect innings on August 1 at Omaha (8 K) and followed with 6.0 scoreless innings on August 7 vs. Oklahoma City (2 H, 1 BB, 5 K)

2015

- Went 2-5 with a 6.23 ERA in 14 games (all starts) with Double-A Tennessee...60.2 IP, 77 H, 47 R, 42 ER, 28 BB, 48 K
- Had a pair of quality starts on August 4 vs. Birmingham and August 9 vs. Jackson

2014

- Went 4-6 with a 4.66 ERA in 23 games (all starts) with Advanced-A Daytona...110.0 IP, 121 H, 58 R, 57 ER, 33 BB, 110 K
- Talled the sixth-most strikeouts in the Florida State League

2013

- Went 1-0 with a 2.25 ERA in 11 games (7 starts) with Short-Season Boise (8) and Single-A Kane County (3)...24.0 IP, 24 H, 6 R, 6 ER, 8 BB, 22 K
- Worked a scoreless inning in professional debut on July 7 vs. Tri-City...made first start (1.0 IP) in next outing on July 11 at Vancouver

SINGLE-GAME CAREER BESTS

Innings: 2.1 - 4/27/23 w/ Biloxi vs. Mississippi

Strikeouts: 5 - 5/20/23 w/ Nashville at Durham

10+ K Games: None

Walks: 2 (7x), Last - 9/19/23 w/ Nashville vs. Jacksonville

Shutouts: None

Complete Games: None

Hits: 3 (3x), Last - 7/16/23 w/ Nashville at Louisville

Runs: 4 - 7/16/23 w/ Nashville at Louisville

HR: 1 (8x), Last - 9/21/23 w/ Nashville vs. Jacksonville

Winning Streak: 2 Games - 8/17 - 8/20/23 w/ Nashville

Losing Streak: 2 Games - 5/5 - 5/20/23 w/ Biloxi and Nashville



OPPONENTS



CHARLOTTE KNIGHTS



Affiliate: Chicago White Sox (Since 1999)

East Division

324 South Mint Street

Charlotte, NC 28202

www.charlotteknights.com

Field Staff

Manager.....Justin Jirschele
 Pitching Coach.....R.C. Lichtenstein
 Hitting Coach.....Cameron Seitzer
 Bench Coach.....Pat Listach
 Athletic Trainer.....Hyeon Kim
 Performance Coach.....George Timke

Front Office

Chief Operating Officer.....Dan Rajkowski
 General Manager.....Rob Egan
 Media Contact.....Tommy Viola
 Broadcasters.....Matt Swierad, Mike Pacheco

Ballpark Information

Truist Field (Opened in 2014)
 Capacity.....10,200
 Dimensions.....LF: 330', CF: 400', RF: 315'

Hotel Information

Doubletree by Hilton South Charlotte Tyvola
 5624 Westpark Dr.
 Charlotte, NC 28217

2024 Chicago White Sox Top Prospects

As ranked by Baseball America

- | | |
|--------------------------|---------------------------|
| 1. Colson Montgomery, SS | 6. Jacon Gonzalez, SS |
| 2. Noah Schultz, LHP | 7. Jake Eder, LHP |
| 3. Nick Nastrini, RHP | 8. Jonathan Cannon, RHP |
| 4. Bryan Ramos, 3B | 9. Peyton Palette, RHP |
| 5. Edgar Quero, C | 10. Prelander Berroa, RHP |

2024 vs. Charlotte

<u>In Nashville</u>	<u>In Charlotte</u>
May 21 - 6:35 p.m.	August 27 - 5:35 p.m.
May 22 - 6:35 p.m.	August 28 - 5:35 p.m.
May 23 - 6:35 p.m.	August 29 - 6:04 p.m.
May 24 - 6:35 p.m.	August 30 - 6:04 p.m.
May 25 - 6:35 p.m.	August 31 - 5:05 p.m.
May 26 - 2:05 p.m.	Sept. 1 - 5:05 p.m.
July 23 - 6:35 p.m.	
July 24 - 6:35 p.m.	
July 25 - 6:35 p.m.	
July 26 - 6:35 p.m.	
July 27 - 6:35 p.m.	
July 28 - 6:05 p.m.	

All Times Listed Central

ALL-TIME SERIES: 29-19 (2021-)

All-time in Nashville: 17-7

All-time in Charlotte: 12-12

YEAR	HOME	ROAD	TOTALS
2023	4-2	7-5	11-7
2022	9-3	2-4	11-7
2021	4-2	3-3	7-5



DURHAM BULLS

Affiliate: Tampa Bay Rays (1998)

East Division

409 Blackwell Street

Durham, NC 27701

www.durhambulls.com



Field Staff

Manager.....Morgan Ensberg
 Pitching Coach.....Brian Reith
 Hitting Coach.....Kenny Hook
 Bench Coach.....Reinaldo Ruiz
 Assistant Hitting Coach.....Tyler Ladendorf
 Bullpen Coach.....Brett Ebers
 Athletic Trainer.....Kris Russell
 Athletic Trainer.....Tsutomu Kamiya
 Strength & Conditioning Coach.....Steve Chase
 Performance Science Coach.....Riley Welch

Front Office

Vice President, Baseball Operations.....Mike Birling
 General Manager.....Tyler Parsons
 Media Contact & Broadcaster.....Patrick Kinas
 Broadcaster.....Scott Pose

Ballpark Information

Durham Bulls Athletic Park (Opened in 1995)
 Capacity.....10,000
 Dimensions.....LF: 303', CF: 395', RF: 329'

Hotel Information

Aloft
 345 Blackwell Street
 Durham, NC 27701

2024 Tampa Bay Rays Top Prospects

As ranked by Baseball America

- | | |
|------------------------|------------------------|
| 1. Junior Caminero, 3B | 6. Brayden Taylor, 3B |
| 2. Carson Williams, SS | 7. Osleivis Basabe, SS |
| 3. Curtis Mead, 3B | 8. Adrian Santana, SS |
| 4. Shane Baz, RHP | 9. Jonny DeLuca, OF |
| 5. Xavier Isaac, 1B | 10. Dominic Keegan, C |

2024 vs. Durham

In Nashville

June 18 - 6:35 p.m.
 June 19 - 6:35 p.m.
 June 20 - 6:35 p.m.
 June 21 - 6:35 p.m.
 June 22 - 6:35 p.m.
 June 23 - 2:05 p.m.

In Durham

May 7 - 10:05 a.m.
 May 8 - 5:35 p.m.
 May 9 - 5:35 p.m.
 May 10 - 5:35 p.m.
 May 11 - 5:35 p.m.
 May 12 - 12:05 p.m.
 August 13 - 5:35 p.m.
 August 14 - 5:35 p.m.
 August 15 - 5:35 p.m.
 August 16 - 5:35 p.m.
 August 17 - 5:35 p.m.
 August 18 - 4:05 p.m.

All Times Listed Central

ALL-TIME SERIES: 16-20 (2022-)

All-time in Nashville: 6-6

All-time in Durham: 10-14

YEAR	HOME	ROAD	TOTALS
2023	2-4	4-8	6-12
2022	4-2	6-6	10-8

GWINNETT STRIPERS

Affiliate: Atlanta Braves (Since 2009)

West Division

2500 Buford Drive

Lawrenceville, GA 30043

www.GoStripers.com



Field Staff

Manager.....Kaneoa Texiera
 Pitching Coach.....Kevin McAvoy
 Pitching Coach.....Mike McCarthy
 Hitting Coach.....Dan DeMent
 Coach.....Wigberto Nevarez
 Athletic Trainer.....Greg Harrel
 Athletic Trainer.....Joel Wiggins
 Strength & Conditioning Coach.....Tyler Ennis

Front Office

General Manager.....Erin McCormick
 Senior Director, Ticket Sales.....Peter Billups
 Senior PR & Broadcast Manager.....Dave Lezotte
 PR & Broadcast Intern.....Jack Johnson

Ballpark Information

Coolray Field (Opened in 2009)
 Capacity.....10,427
 Dimensions.....LF: 335', CF: 400', RF: 335'

Hotel Information

Courtyard By Marriott Mall of GA
 1405 Mall of Georgia Blvd.
 Buford, GA 30519

2024 Atlanta Braves Top Prospects

As ranked by Baseball America

1. AJ Smith-Shawver, RHP
2. Hurston Waldrep, RHP
3. JR Ritchie, RHP
4. Owen Murphy, RHP
5. Spencer Schwellenbach, RHP
6. Jose Perdomo, SS
7. David McCabe, 3B
8. Drake Baldwin, C
9. Ignacio Alvarez, 3B
10. Drue Hackenberg, RHP

2024 vs. Gwinnett

In Nashville

Sept. 3 - 6:35 p.m.
 Sept. 4 - 6:35 p.m.
 Sept. 5 - 6:35 p.m.
 Sept. 6 - 6:35 p.m.
 Sept. 7 - 6:35 p.m.
 Sept. 8 - 6:05 p.m.

In Gwinnett

June 11 - 6:05 p.m.
 June 12 - 11:05 a.m.
 June 13 - 6:05 p.m.
 June 14 - 6:05 p.m.
 June 15 - 5:05 p.m.
 June 16 - 12:05 p.m.
 July 30 - 6:05 p.m.
 July 31 - 6:05 p.m.
 August 1 - 6:05 p.m.
 August 2 - 6:05 p.m.
 August 3 - 5:05 p.m.
 August 4 - 12:05 p.m.

All Times Listed Central

ALL-TIME SERIES: 42-23 (2021-)

All-time in Nashville: 25-11
 All-time in Gwinnett: 17-12

YEAR	HOME	ROAD	TOTALS
2023	9-3	4-2	13-5
2022	7-5	4-2	11-7
2021	9-3	9-8	18-11

OPPONENTS



INDIANAPOLIS INDIANS



Affiliate: Pittsburgh Pirates (Since 2005)

West Division

501 W. Maryland Street

Indianapolis, IN 46225

www.indyindians.com

Field Staff

Manager.....Miguel Perez
 Pitching Coach.....Drew Benes
 Pitching Coach.....Cibney Bello
 Hitting Coach.....Eric Munson
 Bench Coach.....Chris Truby
 Bulpen, Catching/Game Planning Coach...Chad Noble
 Integrated Baseball Performance Coach...Bart Hanegraaff
 Athletic Trainer.....Tyler Brooks
 Strength & Conditioning Coach.....Alan Burr

Front Office

Chief Executive Officer.....Bruce Schumacher
 President & GM.....Randy Lewandowski
 Media Contact.....Cheyne Reiter, Anna Kayser
 Broadcasters.....Howard Kellman, Andrew Kappes

Ballpark Information

Victory Field (Opened in 1996)
 Capacity.....14,230
 Dimensions.....LF: 320', CF: 402', RF: 320'

Hotel Information

Fairfield Indianapolis Downtown
 501 W. Washington Street
 Indianapolis, IN 46204

2024 Pittsburgh Pirates Top Prospects

As ranked by Baseball America

- | | |
|--------------------------|---------------------------|
| 1. Paul Skenes, RHP | 6. Thomas Harrington, RHP |
| 2. Bubba Chandler, RHP | 7. Tsung-Che Cheng, SS |
| 3. Jared Jones, RHP | 8. Quinn Priester, RHP |
| 4. Termarr Johnson, 2B | 9. Nick Gonzales, 2B |
| 5. Anthony Solometo, LHP | 10. Braxton Ashcraft, RHP |

2024 vs. Indianapolis

In Nashville

August 6 - 6:35 p.m.
 August 7 - 6:35 p.m.
 August 8 - 6:35 p.m.
 August 9 - 6:35 p.m.
 August 10 - 6:35 p.m.
 August 11 - 6:05 p.m.

All Times Listed Central


ALL-TIME SERIES: 152-157 (1985-)

All-time in Nashville: 83-74

All-time in Indianapolis: 69-83

YEAR	HOME	ROAD	TOTALS
2023	0-0	4-2	4-2
2022	4-2	0-0	4-2
2021	3-3	2-2	5-5
1997	6-6	5-7	11-13
1996	6-6	4-8	10-14
1995	3-9	7-5	10-14
1994	5-7	4-8	9-15
1993	11-1	6-5	17-6
1992	6-7	4-7	10-14
1991	3-6	3-6	6-12
1990	5-4	7-2	12-6
1989	3-6	5-4	8-10
1988	8-1	3-6	11-7
1987	3-7	6-4	9-11
1986	8-5	4-9	12-14
1985	9-4	5-8	14-12

IOWA CUBS



Affiliate: Chicago Cubs (Since 1981)

West Division

One Line Drive

Des Moines, IA 50309

www.IowaCubs.com

Field Staff

Manager.....Marty Pevey
 Pitching Coach.....Ron Villone
 Hitting Coach.....John Mallee
 Bench Coach.....Eric Patterson
 Development Coach.....Andrew Betcher
 Athletic Trainer.....Ed Halbur
 Athletic Trainer.....Logan Severson
 Strength & Conditioning Coach.....Nathan Garza

Front Office

President & GM.....Sam Bernabe
 VP / Assistant GM.....Randy Wehofer
 Media Contact.....Peter Brooks
 Broadcaster.....Alex Cohen

Ballpark Information

Principal Park (Opened in 1992)
 Capacity.....11,500
 Dimensions.....LF: 335', CF: 400', RF: 335'

Hotel Information

Hampton Inn & Suites Downtown
 120 SW Water Street
 Des Moines, IA 50309

2024 Chicago Cubs Top Prospects

- *As ranked by Baseball America*
- | | |
|----------------------------|--------------------------|
| 1. Pete Crow-Armstrong, OF | 6. Moises Ballesteros, C |
| 2. Cade Horton, RHP | 7. Jordan Wicks, LHP |
| 3. Matt Shaw, SS | 8. Kevin Alcantara, OF |
| 4. Michael Busch, 3B | 9. Ben Brown, RHP |
| 5. Owen Caissie, OF | 10. Jefferson Rojas, SS |

2024 vs. Iowa

In Nashville

July 9 - 6:35 p.m.
 July 10 - 6:35 p.m.
 July 11 - 6:35 p.m.
 July 12 - 6:35 p.m.
 July 13 - 6:35 p.m.
 July 14 - 1:05 p.m.

All Times Listed Central

SERIES RECORD SINCE 1996: 192-167

Since 1996 in Nashville: 105-77

Since 1996 in Iowa: 87-90

YEAR	HOME	ROAD	TOTALS
2023	2-4	0-0	2-4
2019	3-5	4-4	7-9
2018	5-3	4-4	9-7
2017	3-4	5-3	8-7
2016	4-4	3-5	7-9
2015	2-6	4-4	6-10
2014	5-3	3-5	8-8
2013	6-2	1-7	7-9
2012	7-1	3-5	10-6
2011	5-3	6-2	11-5
2010	4-4	6-2	10-6
2009	5-3	4-4	9-7
2008	2-6	2-6	4-12
2007	5-2	4-4	9-7
2006	6-2	3-5	9-7
2005	6-2	5-3	11-5
2004	4-4	3-5	7-9
2003	7-1	5-3	12-4
2002	2-2	3-1	5-3
2001	1-3	0-4	1-7
2000	5-3	7-2	12-5
1999	3-1	3-0	6-1
1998	2-2	0-4	2-6
1997	4-5	2-6	6-11
1996	7-2	7-2	14-4



JACKSONVILLE JUMBO SHRIMP

Affiliate: Miami Marlins (Since 2017)

East Division

301 A Philip Randolph Blvd

Jacksonville, FL 32202

www.jaxshrimp.com



Field Staff

Manager.....Daren Brown
 Pitching Coach.....Jeremy Powell
 Hitting Coach.....Greg Colbrunn
 Bench Coach.....TBD
 Defensive Coach.....Jose Ceballos
 Athletic Trainer.....Jose Alvarez
 Strength & Conditioning Coach.....Tim Rodmaker

Front Office

Executive Vice President/ GM.....Harold Crow
 Senior VP, Sales.....Linda McNabb
 VP, Media and Marketing.....Noel Blaha
 Assistant General Manager.....Matt Goudreau
 Media Contact & Broadcaster.....Scott Kornberg
 Media & Broadcasting Assistant.....Matt Davis

Ballpark Information

121 Financial Ballpark (Opened in 2003)
 Capacity.....11,000
 Dimensions.....LF: 321', CF: 420', RF: 317'

Hotel Information

Hyatt Regency Jacksonville Riverfront
 225 East Coastline Drive
 Jacksonville, FL 32202

2024 Miami Marlins Top Prospects

As ranked by Baseball America

- | | |
|-----------------------|--------------------------|
| 1. Noble Meyer, RHP | 6. Victor Mesa, OF |
| 2. Max Meyer, RHP | 7. Yiddi Cappe, 2B |
| 3. Thomas White, LHP | 8. Karson Milbrandt, RHP |
| 4. Luis Cova, OF | 9. Dax Fulton, LHP |
| 5. Xavier Edwards, 2B | 10. Jacob Berry, 3B |

2024 vs. Jacksonville

<u>In Nashville</u>	<u>In Jacksonville</u>
August 20 - 6:35 p.m.	May 14 - 6:05 p.m.
August 21 - 6:35 p.m.	May 15 - 11:05 a.m.
August 22 - 6:35 p.m.	May 16 - 6:05 p.m.
August 23 - 6:35 p.m.	May 17 - 6:05 p.m.
August 24 - 6:35 p.m.	May 18 - 5:35 p.m.
August 25 - 6:05 p.m.	May 19 - 1:05 p.m.
	June 25 - 6:05 p.m.
	June 26 - 11:05 a.m.
	June 27 - 6:05 p.m.
	June 28 - 6:05 p.m.
	June 29 - 5:35 p.m.
	June 30 - 1:05 p.m.

All Times Listed Central

ALL-TIME SERIES: 26-21 (2021-)

All-time in Nashville: 12-6

All-time in Jacksonville: 14-15

YEAR	HOME	ROAD	TOTALS
2023	8-4	5-6	13-10
2022	4-2	8-4	12-6
2021	0-0	1-5	1-5

LOUISVILLE BATS

Affiliate: Cincinnati Reds (Since 2000)

West Division

401 E. Main Street

Louisville, KY 40202

www.batsbaseball.com



Field Staff

Manager.....Pat Kelly
 Pitching Coach.....Virgil Vasquez
 Hitting Coach.....Alex Pelaez
 Coach.....Mike Jacobs
 Coach.....Bryan LaHair
 Athletic Trainer.....Steve Gober
 Athletic Trainer.....Kelsey Branstetter
 Strength & Conditioning Coach.....Kyle Laughlin
 Performance Coach.....Jordan Reyes

Front Office

President.....Greg Gallette
 Media Contact.....Aaron Cheris
 Broadcaster.....Nick Curran, Jim Kelch

Ballpark Information

Louisville Slugger Field (Opened in 2000)
 Capacity.....13,131
 Dimensions.....LF: 325', CF: 405', RF: 340'

Hotel Information

Cambria Hotel Downtown
 120 S. Floyd Street
 Louisville, KY 40202

2024 Cincinnati Reds Top Prospects

As ranked by Baseball America

- | | |
|-------------------------|--------------------------|
| 1. Noelvi Marte, 3B | 6. Carlos Jorge, 2B |
| 2. Rhett Lowder, RHP | 7. Sal Stewart, 3B |
| 3. Connor Phillips, RHP | 8. Leonardo Balcazar, SS |
| 4. Edwin Arroyo, SS | 9. Alfredo Duno, C |
| 5. Chase Petty, RHP | 10. Cam Collier, 3B |

2024 vs. Louisville

In Nashville	In Louisville
June 4 - 6:35 p.m.	April 23 - 5:05 p.m.
June 5 - 6:35 p.m.	April 24 - 10:05 a.m.
June 6 - 6:35 p.m.	April 25 - 5:35 p.m.
June 7 - 6:35 p.m.	April 26 - 6:15 p.m.
June 8 - 6:35 p.m.	April 27 - 6:15 p.m.
June 9 - 2:05 p.m.	April 28 - 12:05 p.m.

All Times Listed Central

ALL-TIME SERIES: 163-165-1 (1985-)

All-time in Nashville: 100-69

All-time in Louisville: 63-96-1

YEAR	HOME	ROAD	TOTALS
2023	2-1	0-3	2-4
2022	5-1	5-4	10-5
2021	6-6	2-10	8-16
1997	8-7	5-4	13-11
1996	6-6	7-5	13-11
1995	5-7	2-8	7-15
1994	10-2	7-5	17-7
1993	8-4	5-7	13-11
1992	7-5	4-8	11-13
1991	8-2	3-4	11-6
1990	7-2	3-6	10-8
1989	2-7	2-7	4-14
1988	6-3	4-5	10-8
1987	4-6	5-5	9-11
1986	8-5	3-8	11-13
1985	8-5	4-7-1	12-12-1



MEMPHIS REDBIRDS

Affiliate: St. Louis Cardinals (Since 1998)

West Division

200 Union Ave.

Memphis, TN 38103

www.memphisredbirds.com



Field Staff

Manager.....Ben Johnson
 Pitching Coach.....Darwin Marrero
 Hitting Coach.....Howie Clark
 Coach.....Will Hawks
 Athletic Trainer.....Dan Martin
 Strength and Conditioning Coach.....Henry Torres

Front Office

President & General Manager.....Craig Unger
 VP, Stadium Operations.....Mike Voutsinas
 Broadcast and Communications.....Alex Coil

Ballpark Information

AutoZone Park (Opened in 2000)
 Capacity.....10,000
 Dimensions.....LF: 319', CF: 400', RF: 323'

Hotel Information

Embassy Suites by Hilton Memphis
 1022 S. Shady Grove Road
 Memphis, TN 38120

2024 St. Louis Cardinals Top Prospects

As ranked by Baseball America

- | | |
|-----------------------|-------------------------|
| 1. MASN Winn, SS | 6. Ivan Herrera, C |
| 2. Tekoah Roby, RHP | 7. Chase Davis, OF |
| 3. Victor Scott, OF | 8. Cooper Hjerpe, LHP |
| 4. Tink Hence, RHP | 9. Gordon Graceffo, RHP |
| 5. Thomas Sagesse, 2B | 10. Leonardo Bernal, C |

2024 vs. Memphis

In Nashville

July 4 - 6:05 p.m.
 July 5 - 6:35 p.m.
 July 6 - 6:35 p.m.
 Sept. 10 - 6:35 p.m.
 Sept. 11 - 6:35 p.m.
 Sept. 12 - 6:35 p.m.
 Sept. 13 - 6:35 p.m.
 Sept. 14 - 6:35 p.m.
 Sept. 15 - 6:05 p.m.

In Memphis

April 9 - 6:45 p.m.
 April 10 - 12:05 p.m.
 April 11 - 6:45 p.m.
 April 12 - 7:05 p.m.
 April 13 - 3:05 p.m.
 April 14 - 1:05 p.m.
 May 28 - 7:05 p.m.
 May 29 - 7:05 p.m.
 May 30 - 7:05 p.m.
 May 31 - 7:05 p.m.
 June 1 - 6:35 p.m.
 June 2 - 1:05 p.m.
 July 1 - 7:05 p.m.
 July 2 - 7:05 p.m.
 July 3 - 6:00 p.m.

All Times Listed Central

ALL-TIME SERIES: 220-185 (1998-)

All-time in Nashville: 113-91

All-time in Memphis: 107-94

YEAR	HOME	ROAD	TOTALS
2023	5-1	8-4	13-5
2022	9-6	3-3	12-9
2021	7-5	2-4	9-9
2019	4-4	5-3	9-7
2018	5-3	4-4	9-7
2017	2-5	4-3	6-8
2016	3-5	5-3	8-8
2015	4-4	4-4	8-8
2014	5-3	3-5	8-8
2013	3-5	4-4	7-9
2012	3-5	6-2	9-7
2011	4-4	2-6	6-10
2010	4-2	5-5	9-7
2009	6-2	4-4	10-6
2008	2-6	4-4	6-10
2007	5-3	6-2	11-5
2006	5-3	5-3	10-6
2005	6-2	2-6	8-8
2004	3-5	4-4	7-9
2003	7-1	2-6	9-7
2002	5-2	6-3	11-5
2001	5-3	5-3	10-6
2000	2-5	5-2	7-7
1999	4-4	4-4	8-8
1998	5-3	5-3	10-6

NORFOLK TIDES

Affiliate: Baltimore Orioles (Since 2007)

East Division

150 Park Avenue

Norfolk, VA 23510

www.norfolktides.com



Field Staff

Manager.....Buck Britton
 Pitching Coach.....Justin Ramsey
 Hitting Coach.....Mike Montville
 Fundamentals Coach.....Ramón Sambo
 Development Coach.....Joshua Rodrigues
 Head Athletic Trainer.....Alan Rail
 Assistant Athletic Trainer.....Seth Ellanson
 Strength & Conditioning Coach.....Jon Medici

Front Office

General Manager.....Joe Gregory
 Director of Communications.....John Stanley
 Broadcaster.....Pete Michaud

Ballpark Information

Harbor Park (Opened in 1993)
 Capacity.....11,856
 Dimensions.....LF: 333', CF: 410', RF: 318'

Hotel Information

Sheraton Norfolk Waterside Hotel
 777 Waterside Drive
 Norfolk, VA 23510

2024 Baltimore Orioles Top Prospects

As ranked by Baseball America

- | | |
|-------------------------|--------------------------|
| 1. Jackson Holliday, SS | 6. Connor Norby, 2B |
| 2. Samuel Basallo, C | 7. Enrique Bradfield, OF |
| 3. Coby Mayo, 3B | 8. Chayce McDermott, RHP |
| 4. Colton Cowser, OF | 9. Cade Povich, LHP |
| 5. Heston Kjerstad, OF | 10. Seth Johnson, RHP |

2024 vs. Norfolk

<u>In Nashville</u>	<u>In Norfolk</u>
April 30 - 6:35 p.m.	July 19 - 5:35 p.m.
May 1 - 6:35 p.m.	July 20 - 5:35 p.m.
May 2 - 6:35 p.m.	July 21 - 3:05 p.m.
May 3 - 6:35 p.m.	Sept. 17 - 5:35 p.m.
May 4 - 6:35 p.m.	Sept. 18 - 5:35 p.m.
May 5 - 2:05 p.m.	Sept. 19 - 11:05 a.m.
	Sept. 20 - 5:35 p.m.
	Sept. 21 - 5:35 p.m.
	Sept. 22 - 12:05 p.m.

All Times Listed Central

ALL-TIME SERIES: 31-28 (1988-)

All-time in Nashville: 18-19

All-time in Norfolk: 13-9

YEAR	HOME	ROAD	TOTALS
2023	6-6	3-3	9-9
2022	6-6	4-2	10-8
1991	2-1	1-2	3-3
1990	1-2	2-1	3-3
1989	1-2	2-1	3-3
1988	2-2	1-0	3-2



OMAHA STORM CHASERS

Affiliate: Kansas City Royals (Since 1969)

West Division

12356 Ballpark Way

Papillion, NE 68406

www.omahastormchasers.com



Field Staff

Manager.....Mike Jirschele
 Pitching Coach.....Dane Johnson
 Hitting Coach.....Bijan Rademacher
 Assistant Pitching Coach.....David Lundquist
 Assistant Hitting Coach.....David Noworyta
 Assistant Coach.....Tripp Keister
 Athletic Trainer.....James Stone
 Athletic Trainer.....Danny Accola
 Strength & Conditioning Coach.....CJ Mikkelsen

Front Office

President.....Martie Cordero
 Vice President & CFO.....Laurie Schlender
 Vice President, Sales & Service.....Marcus Sabata
 VP, Baseball & Facility Operations.....Zach Ziler
 Media Relations & Broadcaster.....Nicholas Badders

Ballpark Information

Werner Park (Built in 2011)
 Capacity.....9,023
 Dimensions.....LF: 315', CF: 405', RF: 312'

Hotel Information

Courtyard by Marriott
 12560 Westport Parkway
 La Vista, NE 68128

2024 Kansas City Royals Top Prospects

As ranked by Baseball America

- | | |
|---------------------------|----------------------------|
| 1. Blake Mitchell, C | 6. Yandel Ricardo, SS |
| 2. Frank Mozzicato, LHP | 7. Mason Barnett, RHP |
| 3. Nick Loftin, 3B | 8. Chandler Champlain, RHP |
| 4. Cayden Wallace, 3B | 9. Blake Wolters, RHP |
| 5. Anthony Veneziano, LHP | 10. Gavin Cross, OF |

2024 vs. Omaha

In Nashville

April 16 - 6:35 p.m.
 April 17 - 6:35 p.m.
 April 18 - 6:35 p.m.
 April 19 - 6:35 p.m.
 April 20 - 6:35 p.m.
 April 21 - 2:05 p.m.

All Times Listed Central

ALL-TIME SERIES: 264-270 (1985-)

All-time in Nashville: 117-113

All-time in Omaha: 110-121

YEAR	HOME	ROAD	TOTALS
2022	4-2	0-0	4-2
2019	4-4	2-6	6-10
2018	6-2	3-5	9-7
2017	2-6	4-3	6-9
2016	6-2	7-1	13-3
2015	2-6	5-3	7-9
2014	5-3	4-4	9-7
2013	3-5	2-6	5-11
2012	5-3	2-6	7-9
2011	2-6	3-5	5-11
2010	4-4	4-4	8-8
2009	3-4	5-4	8-8
2008	4-4	4-4	8-8
2007	7-1	2-6	9-7
2006	6-2	3-5	9-7
2005	2-6	5-3	7-9
2004	2-6	3-5	5-11
2003	3-5	5-3	8-8
2002	3-1	1-3	4-4
2001	3-1	2-2	5-3
2000	5-3	4-5	9-8
1999	3-1	3-1	6-2
1998	3-1	1-3	4-4
1997	5-4	8-1	13-5
1996	4-5	4-5	8-10
1995	No Data Available		
1994	3-5	4-6	7-11
1993	5-4	3-6	8-10
1992	6-3	2-7	8-9
1991	2-4	5-1	7-5
1990	3-3	3-3	6-6
1989	1-2	4-2	5-4
1988	1-5	3-3	4-8

ST. PAUL SAINTS

Affiliate: Minnesota Twins (Since 2021)

West Division

360 Broadway Street

St. Paul, MN 55101

www.saintsbaseball.com



Field Staff

Manager.....Toby Gardenhire
 Pitching Coaches.....Peter Larson, Dan Urbina
 Hitting Coach.....Shawn Schlechter
 Bench Coach.....Tyler Smarslok
 Athletic Trainer.....Ben Myers
 Assistant Athletic Trainer.....Taylor Carpenter
 Strength Coach.....Stephen Hopkins

Front Office

Executive VP/General Manager.....Derek Sharrer
 Executive VP.....Tom Whaley
 Executive VP.....Chris Schwab
 VP/Assistant GM.....Sierra Bailey
 Media Contact, Broadcaster.....Sean Aronson

Ballpark Information

CHS Field (Opened in 2015)
 Capacity.....7,210
 Dimensions.....LF: 330', CF: 405', RF: 320'

Hotel Information

Drury Plaza Hotel St. Paul Downtown
 175 10th Street E
 St. Paul, MN 55101

2024 Minnesota Twins Top Prospects

As ranked by Baseball America

- | | |
|---------------------------|------------------------|
| 1. Walker Jenkins, OF | 6. Matt Canterino, RHP |
| 2. Brooks Lee, SS | 7. Tanner Schobel, 3B |
| 3. Emmanuel Rodriguez, OF | 8. C.J. Culpepper, RHP |
| 4. David Festa, RHP | 9. Austin Martin, 2B |
| 5. Marco Raya, RHP | 10. Charlee Soto, RHP |

2024 vs. St. Paul

In Nashville

- April 2 - 6:35 p.m.
- April 3 - 6:35 p.m.
- April 4 - 6:35 p.m.
- April 5 - 6:35 p.m.
- April 6 - 6:35 p.m.
- April 7 - 2:05 p.m.

All Times Listed Central

ALL-TIME SERIES: 6-5 (2022-)

All-time in Nashville: 0-0
 All-time in St. Paul: 6-5

YEAR	HOME	ROAD	TOTALS
2023	0-0	3-3	3-3
2022	0-0	3-2	3-2

OPPONENTS



TOLEDO MUD HENS

Affiliate: Detroit Tigers (Since 1987)

West Division

406 Washington Street

Toldeo, OH 43604

www.mudhens.com



Field Staff

Manager.....Tim Federowicz
 Pitching Coach.....Doug Bochtler
 Pitching Coach.....Ollie Kadey
 Hitting Coach.....Mike Hessman
 Bench Coach.....Tim Garland
 Athletic Trainer.....Chris McNeely
 Strength Coach.....Phil Hart

Front Office

President & CEO.....Joe Napoli
 Executive VP & GM.....Erik Ibsen
 Broadcaster.....Jim Weber
 Broadcaster & Media Contact.....Matt Melzak

Ballpark Information

Fifth Third Field (Opened in 2002)
 Capacity.....10,300
 Dimensions.....LF: 320', CF: 400', RF:320'

Hotel Information

Renaissance Toledo Downtown
 444 N. Summit Street
 Toledo, OH 43604

2024 Detroit Tigers Top Prospects

As ranked by Baseball America

- | | |
|----------------------|----------------------------|
| 1. Max Clark, OF | 6. Justyn-Henry Malloy, 3B |
| 2. Jackson Jobe, RHP | 7. Parker Meadows, OF |
| 3. Colt Keith, 3B | 8. Kevin McGonigle, SS |
| 4. Jace Jung, 2B | 9. Dillon Dingler, C |
| 5. Ty Madden, RHP | 10. Troy Melton, RHP |

2024 vs. Toledo

In Toledo

March 29 - 3:05 p.m.

March 30 - 3:05 p.m.

March 31 - 1:05 p.m.

All Times Listed Central

ALL-TIME SERIES: 23-15 (1988-)

All-time in Nashville: 12-3

All-time in Toledo: 11-12

YEAR	HOME	ROAD	TOTALS
2022	0-0	3-3	3-3
2021	4-2	4-2	8-4
1991	3-0	1-1	4-1
1990	1-1	1-2	2-3
1989	2-0	0-3	2-3
1988	2-0	2-1	4-1

INTERNATIONAL LEAGUE CLUB DIRECTORY

BUFFALO BISONS

1 James D. Griffin Plaza
Buffalo, NY 14203
Phone: 716-846-2000
www.bisons.com

Stadium: Sahlen Field
Affiliation: Toronto Blue Jays
(2013)

DURHAM BULLS

409 Blackwell Street
Durham, NC 27701
Phone: 919-687-6500
www.durhambulls.com

Stadium: Durham Bulls Athletic Park
Affiliation: Tampa Bay Rays
(1998)

IOWA CUBS

One Line Drive
Des Moines, IA 50309
Phone: 515-243-6111
www.iowacubs.com

Stadium: Principal Park
Affiliation: Chicago Cubs
(1981)

LOUISVILLE BATS

401 E. Main Street
Louisville, KY 40202
Phone: 502-515-2287
www.batsbaseball.com

Stadium: Louisville Slugger Field
Affiliation: Cincinnati Reds
(2000)

NORFOLK TIDES

150 Park Avenue
Norfolk, VA 23510
Phone: 757-622-2222
www.norfolktides.com

Stadium: Harbor Park
Affiliation: Baltimore Orioles
(2007)

SCRANTON/WILKES-BARRE RAILRIDERS

235 Montage Mountain Road
Moosic, PA 18507
Phone: 570-969-2255
www.swbrailriders.com

Stadium: PNC Field
Affiliation: New York Yankees
(2007)

TOLEDO MUD HENS

406 Washington Street
Toledo, OH 43604
Phone: 419-725-4367
www.mudhens.com

Stadium: Fifth Third Field
Affiliation: Detroit Tigers
(1987)

CHARLOTTE KNIGHTS

324 South Mint Street
Charlotte, NC 28202
Phone: 704-274-8300
www.charlotteknights.com

Stadium: Truist Field
Affiliation: Chicago White Sox
(1999)

GWINNETT STRIPERS

2500 Buford Drive
Lawrenceville, GA 30043
Phone: 678-277-0300
www.gostripers.com

Stadium: Coolray Field
Affiliation: Atlanta Braves
(2009)

JACKSONVILLE JUMBO SHRIMP

301 A. Philip Randolph Blvd
Jacksonville, FL 32202
Phone: 904-358-2846
www.jaxshrimp.com

Stadium: 121 Financial Ballpark
Affiliation: Miami Marlins
(2017)

MEMPHIS REDBIRDS

200 Union Ave.
Memphis, TN 38103
Phone: 901-721-6000
www.memphisredbirds.com

Stadium: AutoZone Park
Affiliation: St. Louis Cardinals
(1998)

OMAHA STORM CHASERS

12356 Ballpark Way
Papillion, NE 68406
Phone: 402-738-5100
www.omahastormchasers.com

Stadium: Werner Park
Affiliation: Kansas City Royals
(1969)

ST. PAUL SAINTS

360 Broadway Street
St. Paul, MN 55101
Phone: 651-644-3517
www.saintsbaseball.com

Stadium: CHS Field
Affiliation: Minnesota Twins
(2021)

COLUMBUS CLIPPERS

330 Huntington Park Lane
Columbus, OH 43215
Phone: 614-462-5250
www.clippersbaseball.com

Stadium: Huntington Park
Affiliation: Cleveland Guardians
(2009)

INDIANAPOLIS INDIANS

501 W. Maryland Street
Indianapolis, IN 46225
Phone: 317-269-3542
www.indyindians.com

Stadium: Victory Field
Affiliation: Pittsburgh Pirates
(2005)

LEHIGH VALLEY IRONPIGS

1050 IronPigs Way
Allentown, PA 18109
Phone: 610-841-7447
www.ironpigsbaseball.com

Stadium: Coca-Cola Park
Affiliation: Philadelphia Phillies
(2008)

NASHVILLE SOUNDS

19 Junior Gilliam Way
Nashville, TN 37219
Phone: 615-690-4487
www.nashvillesounds.com

Stadium: First Horizon Park
Affiliation: Milwaukee Brewers
(2021)

ROCHESTER RED WINGS

One Morrie Silver Way
Rochester, NY 14608
Phone: 716-454-1001
www.redwingsbaseball.com

Stadium: Frontier Field
Affiliation: Washington Nationals
(2021)

SYRACUSE METS

One Tex Simone Drive
Syracuse, NY 13208
Phone: 315-474-7833
www.syracusemets.com

Stadium: NBT Bank Stadium
Affiliation: New York Mets
(2019)

WORCESTER RED SOX

100 Madison Street
Worcester, MA 01610
Phone: 508-500-1000
www.gowoosox.com

Stadium: Polar Park
Affiliation: Boston Red Sox
(2021)



2023 IN REVIEW



2023 INTERNATIONAL LEAGUE STANDINGS

West Division	W-L	PCT	GB	Home	Away	1st	2nd	Diff.
St. Paul Saints	84-64	.568	-	47-27	37-37	43-31	41-33	132
Nashville Sounds	83-65	.561	1.0	45-29	38-36	40-34	43-31	62
Iowa Cubs	82-65	.558	1.5	42-31	40-34	43-30	39-35	61
Louisville Bats	75-73	.507	9.0	40-35	35-38	40-33	35-40	-43
Memphis Redbirds	71-78	.477	13.5	31-43	40-35	39-36	32-42	32
Gwinnett Stripers	70-78	.473	14.0	34-39	36-39	33-42	37-36	-54
Indianapolis Indians	70-78	.473	14.0	37-37	33-41	33-41	37-37	21
Toledo Mud Hens	70-78	.473	14.0	35-39	35-39	33-41	37-37	-47
Omaha Storm Chasers	68-77	.469	14.5	33-41	35-36	38-34	30-43	-58
Columbus Clippers	68-79	.463	15.5	37-37	31-42	33-41	35-38	0
West Division	W-L	PCT	GB	Home	Away	1st	2nd	Diff.
Norfolk Tides*	90-59	.604	-	48-27	42-32	48-26	42-33	152
Durham Bulls^	88-62	.587	2.5	46-29	42-33	40-35	48-27	129
Lehigh Valley IronPigs	80-66	.548	8.5	43-30	37-36	36-37	44-29	84
Worcester Red Sox	79-68	.537	10.0	43-32	36-36	39-36	40-32	48
Buffalo Bisons	76-72	.514	13.5	43-30	33-42	34-41	42-31	66
Scranton/WB RailRiders	73-75	.493	16.5	42-32	31-43	34-40	39-35	35
Jacksonville Jumbo Shrimp	70-79	.470	20.0	35-39	35-40	32-42	38-37	-74
Rochester Red Wings	66-80	.452	22.5	38-35	28-45	34-39	32-41	-159
Syracuse Mets	61-85	.418	27.5	29-42	32-43	33-41	28-44	-96
Charlotte Knights	53-96	.356	37.0	26-49	27-47	35-40	18-56	-291

* - First Half Winner
 ^ - Second Half Winner

2023 INTERNATIONAL LEAGUE ALL-STAR TEAM

- Catcher - Iván Herrera, Memphis
- First Base - Luken Baker, Memphis
- Second Base - Jonathan Aranda, Durham
- Third Base - Justyn-Henry Malloy, Toledo
- Shortstop - Weston Wilson, Lehigh Valley
- Outfielder - Estevan Florial, Scranton/Wilkes-Barre
- Outfielder - Colton Cowser, Norfolk
- Outfielder - Wilyer Abreu, Worcester
- Designated Hitter - Christian Encarnacion-Strand, Louisville
- Starting Pitcher - Robert Gasser, Nashville**
- Starting Pitcher - Quinn Preister, Indianapolis
- Starting Pitcher - Allan Winans, Gwinnett
- Relief Pitcher - Anthony Maldonado, Jacksonville
- Relief Pitcher - Kody Funderburk, St. Paul

- Most Valuable Player - Luken Baker, Memphis
- Pitcher of the Year - Robert Gasser, Nashville**
- Top MLB Prospect - Masyn Winn, Memphis
- Manager of the Year - Buck Britton, Norfolk

2023 IN REVIEW



2023 FINAL HITTING STATISTICS

BATTERS	AVG	G	AB	R	H	TB	2B	3B	HR	RBI	BB	IBB	SO	SB	CS	OBP	SLG	OPS	SACSF	HBP	
Allen, Greg	.219	8	32	4	7	8	1	0	0	1	3	0	7	3	1	.297	.250	.547	0	1	1
Alvarez, Eddy	.283	63	205	42	58	97	14	2	7	31	36	0	58	16	2	.397	.473	.870	5	5	6
Anderson, Brian	.250	2	8	0	2	2	0	0	0	0	2	0	2	0	0	.400	.250	.650	0	0	0
Black, Tyler	.310	39	142	35	44	73	9	4	4	25	27	0	23	8	3	.428	.514	.942	0	1	3
Bolt, Skye	.257	64	210	36	54	77	10	2	3	23	33	0	60	3	1	.359	.367	.726	0	3	2
Brosseau, Mike	.164	20	73	8	12	24	0	0	4	10	3	0	21	0	1	.205	.329	.534	0	1	1
Campbell, Noah	.217	32	83	7	18	25	1	0	2	12	6	0	22	0	1	.278	.301	.579	0	0	1
Chourio, Jackson	.333	6	21	4	7	10	3	0	0	2	2	0	1	1	0	.375	.476	.851	0	1	0
Collins, Isaac	.000	3	7	0	0	0	0	0	0	0	2	0	1	0	0	.222	.000	.222	0	0	0
Devanney, Cam	.271	103	336	57	91	155	27	2	11	47	46	0	71	6	5	.362	.461	.823	0	3	4
Diaz, Brent	.357	6	14	3	5	11	0	0	2	2	2	0	3	0	0	.438	.786	1.224	0	0	0
Donaldson, Josh	.176	5	17	5	3	9	0	0	2	3	5	0	4	0	0	.364	.529	.893	0	0	0
Dorrian, Patrick	.238	100	365	55	87	170	18	1	21	65	34	0	127	4	3	.312	.466	.778	0	2	6
Fredick, Sal	.247	40	158	25	39	54	7	1	2	18	19	0	18	8	4	.333	.342	.675	0	1	2
Harrison, Monte	.208	88	269	45	56	85	12	1	5	23	22	0	123	18	6	.277	.316	.593	0	1	4
Henry, Payton	.294	65	238	32	70	108	11	0	9	35	12	0	59	0	1	.341	.454	.795	0	0	5
Huira, Keston	.308	85	315	55	97	178	12	0	23	77	31	2	90	0	2	.395	.565	.960	0	4	17
Jackson, Alex	.286	45	168	31	48	93	7	1	12	35	16	0	48	0	0	.360	.554	.914	0	1	4
Jones, Jahmai	.232	41	142	31	33	50	8	0	3	14	37	0	42	10	1	.392	.352	.744	1	1	1
Miller, Owen	.283	29	106	12	30	50	8	0	4	17	6	0	18	1	0	.336	.472	.808	0	1	3
Mitchell, Garrett	.188	8	32	3	6	8	0	1	0	0	2	0	6	3	0	.257	.250	.507	0	0	1
Monasterio, Andrew	.271	42	140	26	38	56	6	0	4	19	32	0	29	11	2	.410	.400	.810	0	3	3
Naquin, Tyler	.284	40	148	21	42	64	4	0	6	21	9	0	45	3	0	.333	.432	.765	1	0	2
Navarreto, Brian	.233	78	266	33	62	101	14	2	7	42	27	0	64	0	0	.305	.380	.685	1	3	2
Perkins, Blake	.308	40	156	28	48	78	14	2	4	17	24	0	39	5	2	.396	.500	.896	0	2	0
Quinn, Roman	.121	10	33	5	4	5	1	0	0	3	6	0	11	5	0	.275	.152	.427	1	0	1
Reed, Michael	.207	29	92	10	19	30	5	0	2	11	14	0	36	4	1	.311	.326	.637	1	0	0
Roller, Chris	.364	16	55	9	20	34	3	1	3	20	13	0	15	6	2	.493	.618	1.111	0	0	1
Ruf, Darin	.120	7	25	1	3	7	1	0	1	5	5	0	10	0	0	.258	.280	.538	0	1	0
Singleton, Jon	.258	49	178	23	46	86	8	1	10	29	37	0	41	0	1	.384	.483	.867	0	1	0
Taylor, Tyrone	.245	12	49	11	12	28	2	1	4	12	4	0	12	2	0	.339	.571	.910	0	0	3
Tellez, Rowdy	.226	8	31	4	7	12	2	0	1	5	3	1	7	0	0	.294	.387	.681	0	0	0
Toro, Abraham	.291	96	357	53	104	168	36	2	8	58	49	0	73	8	2	.374	.471	.845	0	6	2
Turang, Brice	.298	15	57	10	17	32	6	0	3	15	6	0	10	2	0	.365	.561	.926	0	0	0
Urias, Luis	.233	29	116	20	27	44	5	0	4	16	19	0	34	1	1	.345	.379	.724	0	2	2
VanMeter, Josh	.199	46	141	31	28	51	3	1	6	20	46	0	43	1	1	.400	.362	.762	0	1	2
Voit, Luke	.259	8	27	5	7	13	3	0	1	8	8	0	9	0	0	.444	.481	.925	0	0	1
Wiemer, Joey	.105	5	19	3	2	5	0	0	1	3	1	0	3	0	0	.143	.263	.406	0	1	0
Winker, Jesse	.286	23	70	13	20	35	3	0	4	7	23	0	13	0	3	.462	.500	.962	0	0	0
Team Total	.260	148	4901	796	1273	2136	264	25	183	751	672	3	1298	129	46	.355	.436	.791	10	46	80

2023 FINAL PITCHING STATISTICS

PITCHERS	W	L	ERA	G	GS	CG	SH	GF	HLD	SV	SVO	IP	H	R	ER	HR	HB	BB	IBB	SO	AVG	WP	BK
Abad, Fernando	0	1	7.88	9	0	0	0	4	0	2	2	8.0	15	8	7	2	0	4	0	8	.395	1	0
Alexander, Jason	2	4	5.86	16	8	0	0	3	1	1	1	55.1	73	43	36	5	3	19	0	35	.322	2	0
Andrews, Clayton	6	0	2.53	48	1	0	0	17	3	5	8	57.0	39	18	16	4	1	31	1	74	.193	8	1
Ashby, Aaron	0	1	27.00	2	2	0	0	0	0	0	0	1.2	1	6	5	0	0	7	0	1	.167	1	0
Bennett, Nick	1	0	27.00	1	0	0	0	1	0	0	1	1.0	4	4	3	0	1	0	0	1	.500	0	0
Boushley, Caleb	9	8	5.11	29	26	0	0	0	0	0	1	135.2	136	82	77	18	5	51	0	110	.263	2	0
Bukauskas, J.B.	5	2	2.92	32	0	0	0	12	5	6	8	37.0	35	19	12	2	1	10	0	42	.246	1	0
Bush, Matt	0	0	0.00	6	0	0	0	1	1	0	0	5.0	1	1	0	0	0	4	0	6	.063	1	0
Claudio, Alex	2	2	4.19	51	1	0	0	19	5	3	4	43.0	54	26	20	1	1	13	0	26	.310	1	2
Contreras, Luis	4	2	4.76	26	0	0	0	8	1	1	3	45.1	42	28	24	5	3	20	0	61	.240	3	0
Cousins, Jake	1	2	7.30	13	0	0	0	1	2	0	1	12.1	17	10	10	1	1	4	0	22	.321	3	0
Dorrian, Patrick	0	0	13.50	1	0	0	0	1	0	0	0	2.0	3	3	3	2	0	3	0	0	.333	0	0
Erecg, Lucas	3	1	6.46	13	0	0	0	4	1	0	1	15.1	14	15	11	3	0	10	0	16	.250	1	0
Fernandez, Pedro	3	3	4.05	21	10	0	0	0	2	0	0	66.2	69	33	30	14	2	28	0	57	.267	2	2
Gasser, Robert	9	1	3.79	26	25	1	0	0	0	0	0	135.1	123	64	57	12	15	50	0	166	.236	6	1
Henry, Payton	0	0	13.50	1	0	0	0	0	0	0	0	2.0	2	3	3	1	1	2	0	0	.250	0	0
Herb, Tyler	1	0	1.93	3	0	0	0	0	0	0	0	4.2	5	1	1	1	0	0	0	5	.278	1	0
Houser, Adrian	0	1	3.07	4	4	0	0	0	0	0	0	14.2	17	5	5	2	0	5	0	12	.321	0	0
Jarvis, Justin	0	2	10.80	3	3	0	0	0	0	0	0	11.2	17	16	14	2	0	12	0	11	.354	2	0
Junk, Janson	7	10	4.18	27	25	0	0	1	0	0	0	140.0	145	77	65	14	5	44	0	94	.269	2	0
Lauer, Eric	3	4	5.15	12	9	0	0	1	0	0	0	43.2	54	33	25	6	2	23	0	64	.303	0	0
McKendry, Evan	4	3	4.93	8	8	0	0	0	0	0	0	45.2	40	25	25	8	0	18	0	35	.237	1	1
Meeker, James	0	0	9.00	2	0	0	0	0	1	0	0	4.0	7	4	4	0	1	3	0	1	.389	0	0
Megill, Trevor	1	0	4.09	11	0	0	0	6	1	1	2	11.0	7	5	5	0	2	3	0	18	.175	1	0
Mcijia, J.C.	2	1	3.86	23	0	0	0	3	3	0	3	30.1	25	18	13	2	3	13	0	32	.229	1	0
Middendorf, Ryan	1	0	7.71	10	0	0	0	2	0	0	0	11.2	14	11	10	1	3	6	0	14	.286	3	0
Miller, Tyson	1	0	3.86	15	0	0	0	0	1	0	4	25.2	27	13	11	1	1	10	0	27	.281	3	0
Myers, Tobias	0	0	0.00	2	0	0	0	1	1	0	0	3.0	1	0	0	0	0	1	0	7	.100	0	0
Pannone, Thomas	3	1	2.70	11	9	0	0	0	0	0	0	53.1	45	18	16	5	2	13	0	50	.224	2	0
Pegucero, Elvis	2	0	2.45	4	0	0	0	3	0	0	0	7.1	7	2	2	1	0	2	0	10	.241	1	0
Rea, Colin	0	0	2.50	4	4	0	0	0	0	0	0	18.0	16	7	5	1	1	1	0	21	.239	0	0
Robinson, Cam	0	1	6.75	8	0	0	0	2	2	0	0	8.0	11	7	6	0	0	7	0	11	.333	3	0
Rodriguez, Carlos F.	0	0	5.79	1	1	0	0	0	0	0	0	4.2	5	3	3	0	1	4	0	6	.313	0	0
Seminaris, Adam	0	0	15.00	1	1	0	0	0	0	0	0	3.0	7	5	5	1	0	2	0	1	.438	1	0
Small, Ethan	2	4	3.18	38	2	0	0	9	7	3	5	51.0	40	20	18	5	1	24	0	61	.212	2	0
Sousa, Bennett	2	2	4.76	16	0	0	0	6	3	1	3	17.0	15	10	9	2	1	7	0	23	.231	2	0
Stock, Robert	0	3	8.22	11	4	0	0	3	1	0	0	23.0	29	22	21	6	5	18	0	19	.319	2	0
Strzelcki, Peter	0	0	7.04	7	0	0	0	2	1	1	2	7.2	7	7	6	0	1	4	0	11	.226	0	0
Tcheran, Julio	2	0	4.40	4	4	0	0	0	0	0	0	14.1	13	8	7	1	3	6	0	13	.241	0	0
Thompson, Darrell	4	3	5.12	39	0	0	0	10	4	0	1	45.2	44	27	26	8	4	25	0	57	.257	2	0
Uribe, Abner	0	0	2.25	7	0	0	0	0	2	0	1	8.0	3	2	2	0	1	7	0	13	.107	0	0
Varland, Gus	0	1	9.82	3	0	0	0	1	0	0	1	3.2	3	4	4	2	1	4	0	3	.250	0	0
Vicira, Thyago	2	2	3.35	33	0	0	0	23	0	8	10	37.2	31	17	14	3	3	15	0	51	.223	2	0
Wilson, Justin	1	0	1.42	7	0	0	0	0	1	0	1	6.1	7	1	1	1	0	1	0	6	.280	0	0
Woodruff, Brandon	0	0	5.79	1	1	0	0	0	0	0	0	4.2	3	3	3	0	1	2	0	4	.188	0	0
TOTALS	83	65	.448	148	148	1	9	144	49	32	63	1282.0	1273	734	638	143	76	536	1	1305	.259	63	7



2023 TRANSACTIONS

DATE	NO.	TRANSACTION	ROSTER SIZE
3/31	1	INF Cam Devanney placed on the 7-day injured list	35 + 1
3/31	2	INF Josh VanMeter placed on the 7-day injured list	34 + 2
3/31	3	RHP Jake Cousins placed on the 7-day injured list	33 + 3
4/1	4	OF Joey Wiemer selected by Milwaukee	32 + 3
4/1	5	LHP Thomas Pannone placed on the development list	31 + 3 + 1
4/1	6	C Brent Diaz placed on the development list	30 + 3 + 2
4/1	7	INF Patrick Dorrian placed on the development list	29 + 3 + 3
4/1	8	OF Monte Harrison placed on the development list	28 + 3 + 4
4/7	9	RHP Jake Cousins activated from the 7-day injured list	28 + 2 + 4
4/7	10	RHP Luis Contreras placed on the development list	28 + 2 + 5
4/9	11	RHP Tyler Herb placed on the 7-day injured list	27 + 3 + 5
4/9	12	RHP Luis Contreras reinstated from the development list	28 + 3 + 4
4/11	13	RHP Janson Junk recalled by Milwaukee	27 + 3 + 4
4/11	14	LHP Bennett Sousa acquired via trade from Cincinnati, added to active roster	28 + 3 + 4
4/13	15	RHP Colin Rea selected by Milwaukee	27 + 3 + 4
4/13	16	RHP Janson Junk optioned from Milwaukee	27 + 3 + 4
4/13	17	C Payton Henry designated for assignment	26 + 3 + 4
4/13	18	INF Patrick Dorrian activated from the development list	27 + 3 + 4
4/14	19	RHP Adrian Houser added on MLB rehab assignment	27 + 1 + 3 + 3 + 3
4/14	20	OF Skye Bolt placed on the 7-day injured list	26 + 1 + 4 + 3
4/14	21	INF Josh VanMeter activated from the 7-day injured list	27 + 1 + 3 + 3
4/15	22	C Brent Diaz activated from the development list	28 + 1 + 3 + 2
4/16	23	RHP Elvis Peguero recalled by Milwaukee	28 + 1 + 3 + 2
4/17	24	C Payton Henry outrighted to Nashville	29 + 1 + 3 + 2
4/19	25	OF Monte Harrison activated from the development list	30 + 1 + 3 + 1
4/19	26	RHP J.B. Bukauskas optioned from Milwaukee	31 + 1 + 3 + 1
4/19	27	OF Blake Perkins recalled by Milwaukee	30 + 1 + 3 + 1
4/19	28	RHP J.B. Bukauskas placed on the 7-day injured list	29 + 1 + 4 + 1
4/20	29	INF Cam Devanney reinstated from the 7-day injured list	30 + 1 + 3 + 1
4/20	30	OF Tyler Naquin placed on the 7-day injured list (retro to 4/18)	29 + 1 + 4 + 1
4/20	31	INF Josh VanMeter placed on the 7-day injured list	28 + 1 + 5 + 1
4/20	32	OF Sal Frelick placed on the 7-day injured list	27 + 1 + 6 + 1
4/21	33	OF Skye Bolt reinstated from the 7-day injured list	28 + 1 + 5 + 1
4/22	34	RHP J.C. Mejia placed on the development list	27 + 1 + 5 + 2
4/22	35	LHP Thomas Pannone activated from the development list	28 + 1 + 5 + 1
4/22	36	LHP Bennett Sousa placed on the 7-day injured list	27 + 1 + 6 + 1
4/24	37	LHP Alex Claudio selected by Milwaukee	26 + 1 + 6 + 1
4/24	38	RHP Jake Cousins recalled by Milwaukee	25 + 1 + 6 + 1
4/25	39	OF Tyrone Taylor added on MLB rehab assignment	25 + 2 + 6 + 1
4/25	40	OF Tyler Naquin reinstated from the 7-day injured list	26 + 2 + 5 + 1
4/25	41	RHP Thyago Vieira transferred to Nashville from ACL Brewers	27 + 2 + 5 + 1
4/26	42	RHP Tyson Miller recalled by Milwaukee	26 + 2 + 5 + 1
4/26	43	LHP Alex Claudio optioned from Milwaukee	27 + 2 + 5 + 1
4/26	44	RHP J.B. Bukauskas reinstated from the 7-day injured list	28 + 2 + 4 + 1
4/26	45	C Alex Jackson placed on the 7-day injured list	27 + 2 + 5 + 1
4/27	46	RHP J.C. Mejia activated from the development list	28 + 2 + 5
4/29	47	OF Tyler Naquin placed on the 7-day injured list	27 + 2 + 6
4/29	48	LHP Bennett Sousa reinstated from the 7-day injured list	28 + 2 + 5
4/30	49	RHP Robert Stock placed on the development list	27 + 2 + 5 + 1
4/30	50	C Brent Diaz placed on the development list	26 + 2 + 5 + 2
4/30	51	OF Skye Bolt placed on the 7-day injured list	25 + 2 + 6 + 2
4/30	52	RHP Trevor Megill optioned from Milwaukee	26 + 2 + 6 + 2
5/2	53	RHP Cam Robinson transferred to Biloxi	25 + 2 + 6 + 2
5/2	54	RHP Ryan Middendorf transferred to Nashville from Biloxi	26 + 2 + 6 + 2
5/2	55	INF Isaac Collins transferred to Nashville from Biloxi	27 + 2 + 6 + 2
5/2	56	OF Blake Perkins optioned from Milwaukee	28 + 2 + 6 + 2
5/2	57	OF Tyrone Taylor reinstated from MLB rehab assignment	28 + 1 + 6 + 2
5/2	58	RHP Gus Varland MLB rehab transferred from Wisconsin to Nashville	28 + 2 + 6 + 2
5/5	59	LHP Bennett Sousa recalled by Milwaukee	27 + 2 + 6 + 2
5/5	60	RHP Jake Cousins optioned from Milwaukee	28 + 2 + 6 + 2
5/6	61	C Payton Henry placed on the 7-day injured list	27 + 2 + 7 + 2
5/6	62	C Brent Diaz activated from the development list	28 + 2 + 7 + 1
5/6	63	RHP J.C. Mejia placed on the development list	27 + 2 + 7 + 2
5/7	63	RHP Adrian Houser reinstated from MLB rehab assignment	27 + 1 + 7 + 2
5/7	64	RHP Tyson Miller optioned from Milwaukee	28 + 1 + 7 + 2
5/8	65	LHP Darrell Thompson transferred to Nashville from Biloxi	29 + 1 + 7 + 2
5/9	66	RHP Gus Varland reinstated from MLB rehab assignment	29 + 7 + 2
5/9	67	RHP Luis Contreras transferred to Biloxi	28 + 7 + 2
5/9	68	LHP Bennett Sousa optioned from Milwaukee	29 + 7 + 2
5/10	69	RHP Pedro Fernandez placed on the development list	28 + 7 + 3
5/10	70	INF Isaac Collins placed on the 7-day injured list	27 + 8 + 3
5/11	71	C Alex Jackson reinstated from the 7-day injured list	28 + 7 + 3
5/13	72	RHP Caleb Boushley placed on the development list	27 + 7 + 4
5/13	73	C Payton Henry reinstated from the 7-day injured list	28 + 6 + 4
5/13	74	INF Keston Hiura placed on the 7-day injured list	27 + 7 + 4
5/15	75	RHP Trevor Megill recalled by Milwaukee	26 + 7 + 4
5/16	76	RHP Colin Rea optioned from Milwaukee	27 + 7 + 4
5/16	77	OF Skye Bolt reinstated from the 7-day injured list	28 + 6 + 4
5/16	78	RHP J.B. Bukauskas recalled by Milwaukee	27 + 6 + 4
5/16	79	RHP J.C. Mejia activated from development list	28 + 6 + 3
5/17	80	RHP Jake Cousins recalled by Milwaukee	27 + 6 + 3
5/17	81	RHP Pedro Fernandez activated from development list	28 + 6 + 2
5/17	82	C Brent Diaz placed on the development list	27 + 6 + 3
5/17	83	OF Michael Reed transferred to Nashville from ACL Brewers	28 + 6 + 3
5/17	84	RHP Lucas Ercg traded to Oakland for cash	27 + 6 + 3
5/18	85	RHP Robert Stock reinstated from the development list	28 + 6 + 2



2023 TRANSACTIONS

DATE	NO.	TRANSACTION	ROSTER SIZE
5/20	86	RHP Colin Rea recalled by Milwaukee	27 + 6 + 2
5/20	87	INF Luke Voit added on MLB rehab assignment	27 + 6 + 2 + 1
5/21	88	RHP Caleb Boushley reinstated from the development list	28 + 6 + 1 + 1
5/22	89	RHP Tyson Miller recalled by Milwaukee	27 + 6 + 1 + 1
5/24	90	INF Luis Urias added on MLB rehab assignment	27 + 6 + 1 + 2
5/25	91	RHP Jake Cousins optioned from Milwaukee	28 + 6 + 1 + 2
5/26	92	INF Isaac Collins reinstated from the 7-day injured list and transferred to Biloxi	28 + 5 + 1 + 2
5/26	93	LHP Ethan Small recalled by Milwaukee	27 + 5 + 1 + 2
5/26	94	RHP Tyson Miller optioned from Milwaukee	28 + 5 + 1 + 2
5/27	95	RHP Jake Cousins recalled by Milwaukee	27 + 5 + 1 + 2
5/27	96	INF Andruw Monasterio selected by Milwaukee	26 + 5 + 1 + 2
5/27	97	LHP Ethan Small optioned from Milwaukee	27 + 5 + 1 + 2
5/27	98	LHP Alex Claudio designated for assignment	26 + 5 + 1 + 2
5/29	99	INF Luke Voit reinstated from MLB rehab assignment	26 + 5 + 1 + 1
5/29	100	LHP Alex Claudio outrighted to Nashville	27 + 5 + 1 + 1
5/30	101	INF Abraham Toro recalled by Milwaukee	26 + 5 + 1 + 1
5/30	102	OF Roman Quinn transferred to Nashville from ACL Brewers	27 + 5 + 1 + 1
5/30	103	INF Noah Campbell transferred to Nashville from Biloxi	28 + 5 + 1 + 1
6/1	104	OF Monte Harrison placed on the development list	27 + 5 + 2 + 1
6/1	105	OF Tyler Naquin reinstated from the 7-day injured list	28 + 4 + 2 + 1
6/3	106	OF Blake Perkins recalled by Milwaukee	27 + 4 + 2 + 1
6/3	107	INF Jon Singleton selected by Milwaukee	26 + 4 + 2 + 1
6/3	108	OF Monte Harrison reinstated from the development list	27 + 4 + 1 + 1
6/4	109	LHP Bennett Sousa recalled by Milwaukee	26 + 4 + 1 + 1
6/4	110	RHP Jake Cousins optioned from Milwaukee	27 + 4 + 1 + 1
6/5	111	INF Luis Urias reinstated from MLB rehab assignment	27 + 4 + 1
6/5	112	INF Mike Brosseau optioned from Milwaukee	28 + 4 + 1
6/6	113	LHP Eric Lauer added on MLB rehab assignment	28 + 4 + 1 + 1
6/6	114	LHP J.B. Bukauskas added on MLB rehab assignment	28 + 4 + 1 + 2
6/7	115	OF Jesse Winker added on MLB rehab assignment	28 + 4 + 1 + 3
6/7	116	C Brent Diaz reinstated from the development list	28 + 4 + 3
6/8	117	RHP Matt Bush added on MLB rehab assignment	28 + 4 + 4
6/9	118	RHP Tyson Miller recalled by Milwaukee	27 + 4 + 4
6/9	119	INF Brice Turang optioned from Milwaukee	28 + 4 + 4
6/9	120	C Brent Diaz placed on the development list	27 + 4 + 1 + 4
6/12	121	INF Noah Campbell transferred to Biloxi	26 + 4 + 1 + 4
6/12	122	RHP Abner Uribe transferred to Nashville from Biloxi	27 + 4 + 1 + 4
6/12	123	RHP Robert Stock released	26 + 4 + 1 + 4
6/12	124	RHP J.B. Bukauskas returned to Milwaukee from MLB rehab, optioned to Nashville	27 + 4 + 1 + 3
6/14	125	RHP Ryan Middendorf transferred to Biloxi	26 + 4 + 1 + 3
6/14	126	OF Sal Frelick reinstated from the 7-day injured list	27 + 3 + 1 + 3
6/14	127	LHP Eric Lauer returned to Milwaukee from MLB rehab, optioned to Nashville	28 + 3 + 1 + 2
6/16	128	OF Monte Harrison placed on the development list	27 + 3 + 2 + 2
6/16	129	INF Abraham Toro optioned from Milwaukee	28 + 3 + 2 + 2
6/17	130	OF Jesse Winker reinstated from MLB rehab assignment	28 + 3 + 2 + 1
6/19	131	RHP Pedro Fernandez placed on the 7-day injured list, retro 6/17	27 + 4 + 2 + 1
6/19	132	RHP Tyson Miller optioned from Milwaukee	28 + 4 + 2 + 1
6/20	133	OF Roman Quinn released	27 + 4 + 2 + 1
6/20	134	INF Josh VanMeter reinstated from the 7-day injured list	28 + 3 + 2 + 1
6/21	135	LHP Eric Lauer placed on the temporary inactive list	27 + 3 + 2 + 1 + 1
6/21	136	INF Keston Hiura reinstated from the 7-day injured list	28 + 2 + 2 + 1 + 1
6/23	137	RHP Matt Bush reinstated from MLB rehab assignment	28 + 2 + 2 + 1
6/23	138	LHP Ethan Small placed on the 7-day injured list	27 + 3 + 2 + 1
6/24	139	RHP Trevor Megill optioned from Milwaukee	28 + 3 + 2 + 1
6/25	140	RHP Jason Alexander MLB rehab transferred from Biloxi to Nashville	28 + 3 + 2 + 1 + 1
6/28	141	LHP Thomas Pannone selected by Milwaukee	27 + 3 + 2 + 1 + 1
6/29	142	OF Tyler Naquin placed on the 7-day injured list, retro 6/27	26 + 4 + 2 + 1 + 1
6/29	143	OF Tyrone Taylor added on MLB rehab assignment	26 + 4 + 2 + 1 + 2
6/29	144	INF Brice Turang recalled by Milwaukee	25 + 4 + 2 + 1 + 2
6/30	145	RHP Peter Strzelecki optioned from Milwaukee	26 + 4 + 2 + 1 + 2
6/30	146	RHP Justin Jarvis transferred to Nashville from Biloxi	27 + 4 + 2 + 1 + 2
7/1	147	INF Luis Urias optioned from Milwaukee	28 + 4 + 2 + 1 + 2
7/1	148	RHP J.B. Bukauskas recalled by Milwaukee	27 + 4 + 2 + 1 + 2
7/1	149	LHP Clayton Andrews selected by Milwaukee	26 + 4 + 2 + 1 + 2
7/2	150	RHP Luis Contreras transferred to Nashville from Biloxi	27 + 4 + 2 + 1 + 2
7/2	151	RHP Pedro Fernandez reinstated from the 7-day injured list	28 + 3 + 2 + 1 + 2
7/3	152	INF Eddy Alvarez placed on the development list, retro 7/1	27 + 3 + 3 + 1 + 2
7/4	153	RHP Thyago Vieira placed on the injured list	26 + 4 + 3 + 1 + 2
7/5	154	LHP Nick Bennett transferred to Nashville from Biloxi	27 + 4 + 3 + 1 + 2
7/5	155	INF Mike Brosseau designated for assignment	26 + 4 + 3 + 1 + 2
7/5	156	RHP J.C. Mejia selected by Milwaukee	25 + 4 + 3 + 1 + 2
7/5	157	RHP Tyson Miller recalled by Milwaukee	24 + 4 + 3 + 1 + 2
7/6	158	LHP Justin Wilson MLB rehab transferred from ACL Brewers to Nashville	24 + 4 + 3 + 1 + 3
7/6	159	LHP Clayton Andrews optioned from Milwaukee	25 + 4 + 3 + 1 + 3
7/6	160	RHP J.B. Bukauskas optioned from Milwaukee	26 + 4 + 3 + 1 + 3
7/7	161	INF Eddy Alvarez reinstated from the development list	27 + 4 + 2 + 1 + 3
7/8	162	RHP Jason Alexander returned to Milwaukee from MLB rehab, optioned to Nashville	28 + 4 + 2 + 1 + 2
7/8	163	RHP Abner Uribe recalled by Milwaukee	27 + 4 + 2 + 1 + 2
7/10	164	INF Jahmai Jones optioned from Milwaukee	28 + 4 + 2 + 1 + 2
7/13	165	INF Eddy Alvarez released	27 + 4 + 2 + 1 + 2
7/13	166	OF Michael Reed released	26 + 4 + 2 + 1 + 2
7/14	167	OF Tyrone Taylor reinstated from MLB rehab assignment	26 + 4 + 2 + 1 + 1
7/14	168	RHP Jake Cousins MLB rehab transferred from ACL Brewers to Nashville	26 + 4 + 2 + 1 + 2



2023 TRANSACTIONS

DATE	NO.	TRANSACTION	ROSTER SIZE
7/14	169	OF Tyler Naquin reinstated from the 7-day injured list	27 + 3 + 2 + 1 + 2
7/15	170	LHP Nick Bennett transferred to Biloxi	27 + 3 + 2 + 1 + 2
7/15	171	RHP Jake Cousins returned to Milwaukee from MLB rehab, optioned to Nashville	28 + 3 + 2 + 1 + 1
7/16	172	INF Jahmai Jones recalled by Milwaukee	27 + 3 + 2 + 1 + 1
7/16	173	OF Monte Harrison reinstated from the development list	28 + 3 + 1 + 1 + 1
7/17	174	RHP Trevor Megill recalled by Milwaukee	27 + 3 + 1 + 1 + 1
7/18	175	LHP Ethan Small reinstated from the 7-day injured list	28 + 2 + 1 + 1 + 1
7/20	176	RHP Pedro Fernandez placed on the development list	27 + 2 + 2 + 1 + 1
7/20	177	RHP Thyago Vieira activated from the 7-day injured list	28 + 1 + 2 + 1 + 1
7/22	178	OF Sal Frelick selected by Milwaukee	27 + 1 + 2 + 1 + 1
7/22	179	INF Noah Campbell transferred to Nashville from Biloxi	28 + 1 + 2 + 1 + 1
7/24	180	RHP Jason Alexander outrighted to Nashville	28 + 1 + 2 + 1 + 1
7/26	181	INF Abraham Toro recalled by Milwaukee	27 + 1 + 2 + 1 + 1
7/27	182	RHP Pedro Fernandez reinstated from the development list	28 + 1 + 1 + 1 + 1
7/28	183	C Brent Diaz reinstated from the development list, transferred to Biloxi	28 + 1 + 1 + 1
7/28	184	LHP Justin Wilson reinstated from MLB rehab assignment	28 + 1 + 1
7/28	185	LHP Eric Lauer reinstated from temporary inactive list, transferred to ACL Brewers	28 + 1
7/29	186	INF Mike Brosseau released	27 + 1
7/29	187	RHP Trevor Megill recalled by Milwaukee	26 + 1
7/30	188	RHP Peter Strzelecki recalled by Milwaukee	25 + 1
7/31	189	RHP Jake Cousins claimed off waivers by Houston	24 + 1
8/1	190	OF Jahmai Jones optioned from Milwaukee	25 + 1
8/1	191	RHP Brandon Woodruff MLB rehab transferred from Wisconsin to Nashville	25 + 1 + 1
8/1	192	INF Brian Anderson added on MLB rehab assignment	25 + 1 + 2
8/1	193	LHP Bennett Sousa MLB rehab transferred from ACL Brewers to Nashville	25 + 1 + 3
8/1	194	LHP Eric Lauer transferred to Nashville from ACL Brewers	26 + 1 + 3
8/1	195	C Alex Jackson traded to Tampa Bay	25 + 1 + 3
8/1	196	RHP Evan McKendry acquired from Tampa Bay	26 + 1 + 3
8/1	197	INF Luis Urías traded to Boston	25 + 1 + 3
8/2	198	C Jesús García transferred to Nashville from ACL Brewers	26 + 1 + 3
8/3	199	INF Brian Anderson reinstated from MLB rehab assignment	26 + 1 + 2
8/4	200	INF Owen Miller optioned from Milwaukee	27 + 1 + 2
8/5	201	LHP Clayton Andrews recalled by Milwaukee	26 + 1 + 2
8/6	202	RHP Brandon Woodruff reinstated from MLB rehab assignment	26 + 1 + 1
8/6	203	OF Skye Bolt placed on the 7-day injured list, retro 8/5	25 + 2 + 1
8/6	204	INF Tyler Black transferred to Nashville from Biloxi	26 + 2 + 1
8/6	205	RHP Trevor Megill optioned from Milwaukee	27 + 2 + 1
8/6	206	INF Abraham Toro optioned from Milwaukee	28 + 2 + 1
8/7	207	OF Tyler Naquin traded to Chicago-AL	27 + 2 + 1
8/7	208	LHP Bennett Sousa reinstated from MLB rehab, optioned to Nashville	28 + 2
8/8	209	INF Rowdy Tellez added on MLB rehab assignment	28 + 2 + 1
8/8	210	C Jesús García placed on the development list	27 + 2 + 1 + 1
8/8	211	RHP Colin Rea optioned from Milwaukee	28 + 2 + 1 + 1
8/9	212	RHP Pedro Fernandez placed on the temporary inactive list	27 + 2 + 1 + 1 + 1
8/9	213	LHP Clayton Andrews optioned from Milwaukee	28 + 2 + 1 + 1 + 1
8/11	214	LHP Bennett Sousa placed on the 7-day injured list, retro 8/9	27 + 3 + 1 + 1 + 1
8/11	215	INF Abraham Toro recalled by Milwaukee	26 + 3 + 1 + 1 + 1
8/13	216	OF Skye Bolt activated from the 7-day injured list	27 + 2 + 1 + 1 + 1
8/15	217	RHP Pedro Fernandez released	27 + 2 + 1 + 1
8/15	218	C Brent Diaz transferred to Nashville from Biloxi	28 + 2 + 1 + 1
8/15	219	RHP Trevor Megill recalled by Milwaukee	27 + 2 + 1 + 1
8/16	220	C Jesús García reinstated from development list, transferred to ACL Brewers	27 + 2 + 1
8/19	221	INF Rowdy Tellez reinstated from MLB rehab assignment	27 + 2
8/22	222	INF Abraham Toro optioned from Milwaukee	28 + 2
8/22	223	OF Jesse Winker MLB rehab transferred from Wisconsin to Nashville	28 + 2 + 1
8/24	224	C Brent Diaz placed on the development list, retro 8/23	27 + 2 + 1 + 1
8/24	225	LHP Fernando Abad signed a minor league contract; assigned to Nashville	28 + 2 + 1 + 1
8/26	226	LHP Darrell Thompson transferred to Biloxi	27 + 2 + 1 + 1
8/26	227	LHP Bennett Sousa reinstated from the 7-day injured list	28 + 1 + 1 + 1
8/28	228	RHP J.B. Bukauskas recalled by Milwaukee	27 + 1 + 1 + 1
8/29	229	LHP Bennett Sousa claimed off waivers by Detroit	26 + 1 + 1 + 1
8/30	230	LHP Darrell Thompson transferred to Nashville from Biloxi	27 + 1 + 1 + 1
8/31	231	RHP Julio Teheran MLB rehab transferred from Wisconsin to Nashville	27 + 1 + 1 + 2
8/31	232	OF Greg Allen signed a minor league contract; assigned to Nashville	28 + 1 + 1 + 2
9/1	233	INF/OF Owen Miller recalled by Milwaukee	27 + 1 + 1 + 2
9/1	234	LHP Clayton Andrews recalled by Milwaukee	26 + 1 + 1 + 2
9/1	235	OF Chris Roller acquired from Cleveland	27 + 1 + 1 + 2
9/1	236	INF Josh Donaldson signed a minor league contract; assigned to Nashville	28 + 1 + 1 + 2
9/2	237	RHP Colin Rea recalled by Milwaukee	27 + 1 + 1 + 2
9/2	238	RHP J.B. Bukauskas optioned from Milwaukee	28 + 1 + 1 + 2
9/3	239	OF Jesse Winker returned to Milwaukee from MLB rehab assignment	28 + 1 + 1 + 1
9/6	240	RHP Thyago Vieira selected by Milwaukee	27 + 1 + 1 + 1
9/6	241	LHP Clayton Andrews optioned from Milwaukee	28 + 1 + 1 + 1
9/7	242	INF Noah Campbell placed on the 7-day injured list, retro 9/6	27 + 2 + 1 + 1
9/7	243	C Brent Diaz activated from the development list	28 + 2 + 1
9/11	244	INF Josh Donaldson selected by Milwaukee	27 + 2 + 1
9/12	245	OF Blake Perkins added on MLB rehab assignment	27 + 2 + 2
9/12	246	OF Jesse Winker added on MLB rehab assignment	27 + 2 + 3
9/12	247	INF Darin Ruf added on MLB rehab assignment	27 + 2 + 4
9/14	248	INF Owen Miller optioned from Milwaukee	28 + 2 + 4
9/15	249	OF Garrett Mitchell added on MLB rehab assignment	28 + 2 + 5
9/17	250	RHP Jason Alexander placed on the 7-day injured list, retro 9/15	27 + 3 + 5
9/17	251	RHP Colin Rea optioned from Milwaukee	28 + 3 + 5

2023 TRANSACTIONS

9/17	252	OF Blake Perkins reinstated from MLB rehab assignment	28 + 3 + 4
9/18	253	RHP Colin Rea recalled by Milwaukee	27 + 3 + 4
9/18	254	INF Keston Hiura placed on the 7-day injured list	26 + 4 + 4
9/19	255	OF Joey Wiemer optioned from Milwaukee	27 + 4 + 4
9/19	256	OF Greg Allen released	26 + 4 + 4
9/19	257	INF Josh VanMeter placed on the temporary inactive list	25 + 4 + 4 + 1
9/19	258	OF Jackson Chourio transferred to Nashville from Biloxi	26 + 4 + 4 + 1
9/19	259	RHP Tobias Myers transferred to Nashville from Biloxi	27 + 4 + 4 + 1
9/19	260	RHP James Meeker transferred to Nashville from Biloxi	28 + 4 + 4 + 1
9/20	261	RHP J.B. Bukauskas recalled by Milwaukee	27 + 4 + 4 + 1
9/20	262	RHP Julio Teheran reinstated from MLB rehab assignment	27 + 4 + 3 + 1
9/20	263	RHP Carlos Rodriguez transferred to Nashville from Biloxi	28 + 4 + 3 + 1
9/21	264	LHP Aaron Ashby MLB rehab transferred from Biloxi to Nashville	28 + 4 + 4 + 1
9/22	265	RHP Carlos Rodriguez transferred to Biloxi	27 + 4 + 4 + 1
9/22	266	RHP Evan McKendry placed on the 7-day injured list	26 + 4 + 4 + 1
9/22	267	RHP Colin Rea optioned from Milwaukee	27 + 4 + 4 + 1
9/22	268	LHP Adam Seminaris transferred to Nashville from Biloxi	28 + 4 + 4 + 1

2023 SEASON NOTES

The Nashville Sounds finished the 2023 season with an 83-65 record, good enough for second place in the regular season West Division standings. Nashville went 40-34 in the first half of the season, finishing eight games behind Norfolk. The Sounds posted a 43-31 record for the second half, just four and a half games back of league-winning Durham. Nashville had the best record over the last 18 games with a 14-4 mark. After taking a division crown in 2022, the Sounds won 80+ games in back-to-back seasons for the first time since 1993-94.

The Nashville Sounds and First Horizon Park ranked among the highest in attendance. A total of 556,962 fans passed through the gates of First Horizon Park in 72 home games, the most since the 2019 season and third-most in Minor League Baseball for 2023. The highest attendance of the season was a sellout crowd of 11,444 on May 28 vs. Iowa. First Horizon Park has been home to 136 sellouts since its opening in 2015.

On top of having one of the best records in Triple-A, the Sounds boasted a 45-29 record at First Horizon Park. The home mark was the fourth-best in the International League. Since First Horizon Park opened in 2015, the Sounds are 304-263 at home (.536).

A total of 82 players (39 position and 43 pitchers) appeared for the Sounds in 2023. That's the most in a single-season in franchise history. Of those 82, 14 appeared strictly on MLB rehab assignment (7 position and 7 pitchers). Also, 42 played for the Brewers this season (highlighted in bold). Position Players - Greg Allen, Eddy Alvarez, **Brian Anderson** (rehab), Tyler Black, Skye Bolt, **Mike Brosseau**, Noah Campbell, Jackson Chourio, Isaac Collins, Cam Devanney, Brent Diaz, **Josh Donaldson**, Patrick Dorrian, **Sal Frelick**, Monte Harrison, Payton Henry, Keston Hiura, Alex Jackson, **Jahmai Jones**, **Owen Miller**, **Garrett Mitchell** (rehab), **Andruw Monasterio**, Tyler Naquin, Brian Navarreto, **Blake Perkins**, Roman Quinn, Michael Reed, Chris Roller, **Darin Ruf** (rehab), **Jon Singleton**, **Tyrone Taylor** (rehab), **Rowdy Tellez** (rehab), **Abraham Toro**, **Brice Turang**, **Luis Urias**, Josh VanMeter, **Luke Voit** (rehab), **Joey Wiemer** and **Jesse Winker** (rehab). Pitchers (43, 7 only on rehab) - Fernando Abad, Jason Alexander, **Clayton Andrews**, Aaron Ashby (rehab), Nick Bennett, **Caleb Boushley**, **J.B. Bukauskas**, **Matt Bush** (rehab), **Alex Claudio**, Luis Contreras, **Jake Cousins**, Lucas Erceg, Pedro Fernandez, Robert Gasser, Tyler Herb, **Adrian Houser** (rehab), Justin Jarvis, **Janson Junk**, **Eric Lauer**, Evan McKendry, James Meeker, **Trevor Megill**, **J.C. Mejia**, Ryan Middendorf, **Tyson Miller**, Tobias Myers, **Thomas Pannone**, **Elvis Peguero**, **Colin Rea**, Cam Robinson, Carlos Rodriguez, Adam Seminaris, **Ethan Small**, **Bennett Sousa**, Robert Stock, **Peter Strzelecki**, **Julio Teheran** (rehab), Darrell Thompson, **Abner Uribe**, **Gus Varland** (rehab), **Thyago Vieira**, Justin Wilson (rehab) and **Brandon Woodruff** (rehab).

The Sounds finished the season with 268 roster moves, 68 more than the 2022 season. The most roster moves on a single day came on August 1 when the Brewers and Sounds announced eight separate transactions.



2023 SEASON NOTES

Rick Sweet recorded another milestone in his legendary career, becoming the winningest Sounds manager with a triumph in the season finale. He passed Trent Jewett (1998-2000, 2003-04) for the most victories in the team's 45-year franchise history. It was his 321st win as skipper in the conclusion of his fourth season (3rd consecutive) at the helm. The 71-year-old skipper became Nashville's manager at the end of the first affiliation with Milwaukee in 2014, then returned when Nashville reunited with the Brewers in 2021. Among Sounds' managers to be at the helm for at least 200 games, Sweet's .563 win percentage is the second-best, behind Carl "Stump" Merrill's mark of .622 (178-108, 1980-81). Across his 33 seasons as a minor league manager, Sweet is 2,275-2,103. He has the second-most wins among active minor league managers, trailing only Single-A Myrtle Beach skipper Buddy Bailey, who has 2,355.

The 2023 Nashville Sounds tied the single-season franchise record with 183 home runs. The previous record, also 183, was set during the 1999 season. A total of 33 different hitters crushed at least one home run this season, with Keston Hiura leading the charge with 23. Patrick Dorrian (21), Alex Jackson (12), Cam Devanney (11) and Jon Singleton (10) also registered a double-digit tally in long balls, respectively. The team hit the 11th-most long balls in the league.

Robert Gasser finished as the International League leader in strikeouts (166) and win percentage (.900). It's the first time a Sounds pitcher has led the league in strikeouts since Todd Van Poppel fanned 157 for the top spot in the 1999 Pacific Coast League. Gasser's 166 strikeouts were the fourth-most in a single-season in franchise history and most since becoming a Triple-A team (1985-present). The Sounds have had a pitcher lead the IL in win percentage in back-to-back seasons, as Caleb Boushley paced the league with a .857 win percentage (12-2) last season.

Nashville's pitching staff led Triple-A with the lowest ERA (4.48), WHIP (1.41) and fewest walks allowed (536). The bullpen also has the best ERA among relievers (4.10), WHIP (1.37) and far and away the fewest walks allowed (263, next fewest is Tacoma with 329).

At the end of the season, four Sounds were named as part of the Brewers' Robin Young Performance Awards. Jackson Chourio and Tyler Black were named Co-Players of the Year, while Robert Gasser and Carlos F. Rodriguez were honored as Co-Pitchers of the Year.

It was an exciting season at First Horizon Park, with the Sounds taking 13 of their 45 wins at the home field via walk-off. The team got things started with a pair of walk-offs on Opening Day, with Tyler Naquin launching an eighth-inning blast and Andruw Monasterio scampered home on a wild pitch for a 5-4 win in the ninth. Other walk-offs included April 11 vs. Norfolk (Alex Jackson 3-run homer), April 28 vs. Omaha (Skye Bolt scores on an error), April 29 vs. Omaha (Eddy Alvarez RBI single), June 16 vs. Gwinnett (Brice Turang 2-run homer), June 18 vs. Gwinnett (Eddy Alvarez 3-run homer), July 5 vs. Columbus (Iyrone Taylor scores on infield error), August 16 vs. Charlotte (Rowdy Tellez 3-run homer), August 20 vs. Charlotte (Patrick Dorrian RBI single), September 7 vs. Memphis (Monte Harrison RBI single), September 9 vs. Memphis (Brian Navarreto single) and September 19 vs. Jacksonville (Brian Navarreto RBI single).

One of baseball's brightest starts made his way to Nashville for the final week of the season. The No. 2 prospect in baseball (MLB Pipeline), Jackson Chourio, made his Triple-A debut with the Sounds on September 19. He hit .333 (7-for-21) during the final week of the series with three doubles, two RBI and two walks. He narrowly missed what would have been his first home run of his Triple-A career, banging a double off the right field wall in the season finale.

In player awards, Abraham Toro received the International League Player of the Week award for June 27-July 2. The former Astro and Mariner went 8-for-16 with three runs, two doubles, a triple, two home runs and 10 RBI over five games at Memphis.

2023 SEASON NOTES

On top of his International League Pitcher of the Year title and Sounds Pitcher of the Year, Gasser also raked in the accolades during the season. The southpaw earned Brewers Minor League Pitcher of the Month in June and August. Gasser went 2-0 with a 2.84 ERA in 25.1 innings in June, and bettered that performance with a perfect 4-0 record and a 2.63 ERA across 24.0 innings in the final full month of the season.

Newcomer Evan McKendry also took home the International League Pitcher of the Week award for August 22-27. In a start against Gwinnett, McKendry worked 6.0 one-hit innings with six strikeouts and a couple walks. It was his third league Pitcher of the Week award during the season, and his only with the Sounds.

The Sounds MVP Award went to slugging infielder Keston Hiura. In 85 games, Hiura hit .308 (97-for-315) with 55 runs, 12 doubles, 23 home runs and 77 RBI. He led the team in blasts, RBI and had the second-most hits. Though he had two stints on Nashville's injury list, Hiura had his best season with the bat since 2019.

Patrick Dorrian was named the Fan Favorite, as voted on by Sounds nation. Dorrian played in 100 games in his first full season with Nashville and provided a spark in the lineup. The lefty hit 21 home runs, including eight in the month of August. From August 4-8, Dorrian hit five blasts in four games, including two on August 4 vs. Durham and a couple on August 8 at Indianapolis.

The Community Player of the Year Award went to Caleb Boushley, who was always volunteering for community events. Boushley had a solid season during his second campaign with Nashville, going 9-8 with a 5.11 ERA across 29 games (26 starts). The most magical "Boz" moment came at the end of the season, when the journeyman pitcher got called up, made his Major League debut and took the win in relief with the Brewers on September 29 vs. the Chicago Cubs at American Family Field.

The most memorable series of the season came against the Columbus Clippers from July 4-9. The final homestand before the All-Star break began on the wrong note for the Sounds, who were battered by the Clippers 19-2 on the Fourth of July. However, position players Patrick Dorrian and Payton Henry made their professional pitching debuts, both eating the final four innings of the runaway contest. On the next night, Nashville walked-off on an infield pop-up error to take a wild 15-14 game. The Sounds were up 9-3 through seven innings before a Columbus rally. Nashville scored four runs to get the win. On July 6, there was a bench-clearing skirmish that resulted in multiple ejections. In game four of the series, Robert Gasser was ejected after hitting the first batter of the game on the first pitch. The series concluded with a rainout on Saturday and a rain-shortened Sounds win on July 9.



2023 TEAM HIGHS AND LOWS

TEAM MISCELLANEOUS

Longest Winning Streak.....	6 Games, 2x, June 13-18 and September 9-15
Longest Losing Streak.....	5 Games, April 14-19
Longest Game, Time.....	3:27, July 25 at Norfolk
Longest Game, Innings.....	11, 2x, April 11 vs. Norfolk and June 24 vs. Norfolk
Longest Nine-Inning Game, Time.....	3:27, July 25 at Norfolk
Shortest Nine-Inning Game, Time.....	2:00, May 11 vs. Gwinnett
Largest Crowd, Home.....	11,444, May 28 vs. Iowa
Largest Crowd, Road.....	10,457, August 12 at Indianapolis
Smallest Crowd, Home.....	3,507, April 27 vs. Omaha
Smallest Crowd, Road.....	1,182, August 22 at Gwinnett

TEAM BATTING

Most Runs Scored.....	17, July 21 vs. Jacksonville
Most Runs Scored, One Inning.....	8 (3x), Last - August 10 (Game 1) at Indianapolis
Most Hits.....	17 (2x), Last - August 22 at Gwinnett
Fewest Hits.....	1 (2x), Last - August 13 at Indianapolis
Most Doubles.....	5 (7x), Last - September 24 vs. Jacksonville
Most Triples.....	1 (25x), Last - September 22 vs. Jacksonville
Most Home Runs.....	5 (2x), Last - August 22 at Gwinnett
Most Walks.....	13, September 12 at Charlotte
Most Strikeouts.....	19, May 4 at St. Paul
Most Stolen Bases.....	4 (4x), Last - September 6 vs. Memphis
Most Left On Base.....	16 (2x), Last - September 12 at Charlotte

TEAM PITCHING

Most Runs Allowed.....	19, July 4 vs. Columbus
Most Runs Allowed, One Inning.....	10 - 1st Inning, July 4 vs. Columbus
Most Hits Allowed.....	19, July 4 vs. Columbus
Fewest Hits Allowed.....	1, August 23 at Gwinnett
Most Home Runs Allowed.....	4 (4x), Last - September 2 at Durham
Most Walks Allowed.....	10 (2x), Last - September 20 vs. Jacksonville
Most Strikeouts.....	19, May 11 vs. Gwinnett

INDIVIDUAL BATTING

Most Runs Scored.....	4 - Eddy Alvarez, May 19 at Durham
Most Hits.....	5, Abraham Toro, July 21 vs. Jacksonville
Most Doubles.....	2 (21x), Last - Patrick Dorrian, September 16 at Charlotte
Most Triples.....	1 (25x), Last - Tyler Black, September 22 vs. Jacksonville
Most Home Runs.....	2 (14x), Last - Chris Roller, September 15 at Charlotte
Most RBI.....	6 (3x), Last - Chris Roller, September 15 at Charlotte
Most Walks.....	4 (5x), Last - Jahmai Jones, August 16 vs. Charlotte
Most Stolen Bases.....	2 (8x), Last - Tyler Black, September 6 vs. Memphis
Longest Hitting Streak.....	15 Games, Keston Hiura, August 11-31
Longest On-Base Streak.....	36 Games, Abraham Toro, July 9 - End of Season
Longest RBI Streak.....	7 Games, Andruw Monasterio, May 4-11

INDIVIDUAL PITCHING

Most Innings Pitched, Starter.....	7.1, Evan McKendry, September 6 vs. Memphis
Most Innings Pitched, Reliever.....	6.1, Caleb Boushley, September 21 vs. Jacksonville
Most Hits Allowed.....	10, Robert Gasser, May 25 vs. Iowa
Most Earned Runs Allowed.....	9, Janson Junk, July 4 vs. Columbus
Most Strikeouts, Starter.....	10 (4x), Last - Eric Lauer, September 22 vs. Jacksonville
Most Consecutive Scoreless Innings.....	15.0, Clayton Andrews, May 21-June 23
Longest Winning Streak.....	7 Games, Robert Gasser, May 31-Present

2023 SOUNDS RECORD WHEN THEY...

Series (W-L-T).....	11-5-10	Scoring First.....	52-19
Series Openers.....	15-11	Opp. Scoring First.....	30-46
Series Finales.....	9-16	Scoring 4+ Runs.....	75-23
Series Sweeps.....	1-1	Opp. Scoring 4+ Runs.....	37-58
Day Games.....	11-16	Scoring 3 or < Runs.....	7-41
Night Games.....	71-49	Opp. Scoring 3 or < Runs.....	44-7
vs. RH Starter.....	54-49	Hit a HR.....	67-34
vs. LH Starter.....	28-16	Allow a HR.....	40-49
April.....	14-12	Hit 2+ HR.....	40-10
May.....	12-14	Allow 2+ HR.....	10-30
June.....	17-8	Outhit Opponent.....	59-10
July.....	11-12	Tie in Hits.....	7-5
August.....	15-12	Outhit by Opponent.....	16-50
September.....	14-7	Record 10+ Hits.....	41-16
Monday.....	1-0	Allow 10+ Hits.....	18-36
Tuesday.....	14-10	Commit an Error.....	39-37
Wednesday.....	15-7	Commit No Errors.....	43-28
Thursday.....	18-9	Walk-Off Wins.....	13
Friday.....	16-7	Walk-Off Losses.....	6
Saturday.....	11-14	Extra-Innings.....	10-7
Sunday.....	10-18	Sounds Starter 6+ IP.....	29-10
vs. West Division.....	44-27	Sounds Starter 7+ IP.....	8-2
vs. East Division.....	39-38	Sounds Starter 8+ IP.....	0-0
vs. NL Affiliate.....	46-30		
vs. AL Affiliate.....	36-35		
Lead After 6.....	56-7		
Trail After 6.....	13-51		
Tied After 6.....	13-7		
Lead After 7.....	55-5		
Trail After 7.....	11-50		
Tied After 7.....	14-6		
Lead After 8.....	55-1		
Trail After 8.....	5-49		
Tied After 8.....	12-8		



HISTORY



NASHVILLE BASEBALL HISTORY

The 2023 season marks the 45th in Nashville Sounds team history, and the second as a member of the International League. It also marks the third consecutive year as the Triple-A affiliate of the Milwaukee Brewers, and 14th overall with Milwaukee after the two organizations spent 10 years together from 2005-14.

Baseball's roots in Nashville go back to the 19th Century. In fact, baseball has been played in Middle Tennessee since at least 1860, when the Republican Banner newspaper published a July 25th report on the game's popularity the previous fall. During the Civil War, Union soldiers temporarily based here helped spread the game in the local community. Home field was a place known as the Sulphur Springs Bottom, a half-mile north of today's state capitol.



When the original Southern League was organized in 1885, Nashville was a charter city and games were played at Nashville's Athletic Park, as the Sulphur Springs Bottom location came to be known. The city fielded several entries in the league over the next ten years -- the Americans (1885-86), the Blues (1887), the Tigers (1893-94), and the Seraphs (1895) -- but was unable to claim a pennant.

When the Southern Association was formed in 1901, Athletic Park -- which was later given the name Sulphur Dell by famed sportswriter Grantland Rice -- became the permanent home to the Nashville Volunteers (or Vols, for short), who played there for the next 61 years. Under the guidance of manager Newt Fisher, the Nashville club won the SA's first two pennants. The team, which was not known as the Vols until a "name the team" contest conducted prior to the 1908

season, continued to build a solid, loyal fan base.

Over the years, Nashville would stake claim to several more pennants, 18 SA batting championships, and the all-time SA home run mark (Bob Lennon blasted 64 longballs in 1954).

The hitters weren't the only players experiencing success, however. Vols hurlers notched 16 SA strikeout titles -- more than any other team -- and Nashville produced several 20-game winners. But year after year, the league's ERA title eluded Nashville pitchers, mainly due to the extremely short 262-foot porch in right field that resulted in countless home runs for left-handed sluggers and caused pitchers to refer to the ballpark as "Sulphur Hell."

Negro League baseball was also part of the Nashville sports landscape in the early 20th century. Nashville's Thomas T. Wilson formed the semi-pro Nashville Standard Giants in 1920 and the team quickly built regional reputation throughout the South. In 1931, Wilson's team gained entry into the Negro National League and was later renamed the Nashville Elite Giants.

Wilson Park, an 8,000-seat stadium, was constructed in early 1929 in the Trimble Bottom section of Nashville, near the old Meharry Medical College and Waldon College, right in the middle of Nashville's largest Negro community. His marketing strategy, however, appealed to fans of all race and the facility was used throughout the following decade by numerous community groups and promoters, both black and white.

Unfortunately, the Negro National League disbanded the following year but Wilson kept his team alive by joining the Southern Negro League in the 1932 season. The NNL was reincarnated in 1933 and the Elite Giants rejoined the league for two additional seasons in 1933-34. Due to a declining economy, Wilson moved the club to Columbus following the 1934 campaign, ending Nashville's involvement in the Negro League scene.

In addition to the professional teams based in Nashville, Sulphur Dell also played host to countless Major League clubs and several Hall of Famers over the years. It was common for teams to stop and play games in Nashville on their route from Florida spring training to their northern homes. In addition, barnstorming teams became popular visitors to the Dell.



NASHVILLE BASEBALL HISTORY

Among the famous names to play on this site over the years include Babe Ruth, Lou Gehrig, Hank Aaron (who made his professional debut at Sulphur Dell), Ted Williams, Minnie Minoso, Monte Irvin, Cool Papa Bell, Bob Feller, Rube Waddell, Warren Spahn, Satchel Paige, Roy Campanella, Jackie Robinson, Eddie Mathews, Josh Gibson, and Honus Wagner.

Following the 1961 season, the Southern Association disbanded and Sulphur Dell sat empty for a year. But in 1963, the South Atlantic League came to town and Nashville had its first Double-A team.

Unfortunately, the Double-A Vols had a disappointing inaugural season and the franchise folded. In 1969, Sulphur Dell was razed and a parking lot was built on the site.

After a fifteen-year hiatus, professional baseball returned to Music City in 1978 as the Southern League expansion franchise team, the Nashville Sounds. Owner and general manager Larry Schmittou, who had been involved in the Nashville baseball scene for several years as the head coach of the Vanderbilt collegiate squad, was instrumental in the re-emergence of pro baseball in Nashville.

Schmittou employed the city's entertainment scene into the nickname and country & western stars such as Larry Gatlin, Jerry Reed, Conway Twitty, and Richard Sterban (bass singer of the Oak Ridge Boys) became Sounds stockholders.

The club played their home games at a new facility, Herschel Greer Stadium, located south of downtown at the foot of St. Cloud Hill in Fort Negley Park. Fans responded to the return of baseball to the city by flocking to the ballpark. Nashville led the Southern League in attendance in each of their seven seasons as a member of the circuit.

As a Cincinnati Reds affiliate in the Double-A Southern League, the Sounds finished ninth during their inaugural campaign in 1978 but easily led the league in attendance, drawing 380,000 fans (more than double the second-place attendance). The club returned with a resurgence the following season, leading the nation in minor league attendance and capturing the Southern League crown behind manager George Scherger. The Sounds beat cross-state rival Memphis for the Western Division title, then defeated Columbus for the SL championship. Pitcher Scott Brown captured the one honor that had eluded Nashville pitchers for years, winning the ERA title with a 2.40 mark.

In 1980, the Sounds switched affiliations, becoming a part of the famed New York Yankees organization, and remained at the top of their game. Skippers Stump Merrill and Johnny Oates and players such as Steve Balboni, Don Mattingly, Buck Showalter, Otis Nixon, Willie McGee, Pat Tabler, Dan Pasqua, and Jamie Werly helped lead Nashville to first or second place finishes in their division from 1980-84. In 1982, Brian Dayett brought Music City its second Southern League championship with a dramatic 12th-inning homer. Two years later, Jim DeShaies hurled the club's first no-hitter.

In 1984, Schmittou purchased the Evansville Triplets of the American Association and in 1985 moved the franchise to Nashville. Nashville's Southern League franchise was moved to Huntsville (as the Sounds became a Triple-A franchise for the first time), but the Southern League would later make a unique reappearance at Greer.

The Sounds' initial Triple-A affiliation was with the Detroit Tigers from 1985-86. Although Nashville failed to win any titles during this two-year period, there were several individual accomplishments worth mentioning. Scotti Madison and Bruce Fields posted back-to-back American Association batting titles, and Bryan Kelly tossed the club's second no-hitter.



NASHVILLE BASEBALL HISTORY

Sounds alumni were well-represented at the major-league level in 1985. Don Mattingly of the Yankees (1981 Sounds) picked up the American League's Most Valuable Player Award, while the National League MVP honor went to Willie McGee of the Cardinals, a Sounds player in 1980-81.

In 1987, the Sounds rejoined the Cincinnati farm system, this time as the Reds' Triple-A affiliate. Over the first three seasons (1987-89), Nashville fans enjoyed the opportunity to watch players who eventually made up two-thirds of Cincinnati's 1990 World Series championship roster. The Sounds also experienced success in 1990, winning an Eastern Division championship in a one-game playoff with Buffalo after both clubs finished the regular season in a tie. The extra-inning affair was one of the most exciting games in club history and was decided by Chris Jones' two-run homer in the top of the 18th inning.

Greer Stadium was the site of a rare baseball occurrence in 1988, when Nashville and Indianapolis exchanged no-hitters on back-to-back nights in early August. Jack Armstrong fired a no-no one night after Indianapolis' Randy Johnson registered a no-hitter against the Sounds, although Nashville was able to post a 1-0 victory in the contest due to a handful of Indians errors.

Over the early '90s, Nashville became a solid member of the American Association and set its all-time attendance mark when 605,122 fans came out to Greer Stadium in 1990. The Sounds switched affiliations again in 1993, this time becoming the top farm club of the Chicago White Sox. In their first year with the Sox, the Sounds won an Eastern Division crown and continued to enjoy excellent attendance, drawing over 400,000 fans for the fifth consecutive year.

The 1993 season also brought two additions to the Greer Stadium landscape: the signature, guitar-shaped scoreboard and a second professional team.

Following the '92 campaign, Charlotte moved up to the Triple-A level and when a proposed transfer of the Double-A franchise to New Orleans was blocked shortly before the season began, the Southern League suddenly had a homeless club. Sounds owner Larry Schmittou offered the use of Greer Stadium for the 1993 season. The Nashville Xpress -- a Twins affiliate -- would schedule home games during Sounds road trips, offering pro ball on a daily basis to local fans.

The Double-A Xpress won the first half in the West, but fell to eventual SL champion Birmingham in the playoff opener, while the Sounds went on to the American Association Championship Series before falling to Iowa in extra innings in Game 7. The Xpress were back for one more season in 1994 before relocating to Wilmington, N.C. for the 1995 season. The '94 Southern League campaign brought perhaps the most famous visitor to Greer Stadium -- Birmingham outfielder Michael Jordan, who was the talk of minor league baseball during his one-year retirement from the Chicago Bulls, made several appearances in Nashville.

On the Triple-A front, the Sounds experienced great success during their five-year affiliation with the White Sox, winning a pair of Eastern Division crowns and appearing in the 1994 American Association championship (lost to Indianapolis). Fans were provided the opportunity to watch future major-league stars such as Magglio Ordonez, Ray Durham, and James Baldwin, while many of the players who would go on to make up the 2000 AL Central champion White Sox fine-tuned their skills at Greer Stadium.

The American Association disbanded in 1997 and the Sounds joined the Pacific Coast League as a member of the Pittsburgh Pirates organization -- their fifth major league organization. Along with a new big-league affiliate came a new logo, color scheme, and uniform. The Sounds spent seven seasons as a Bucs affiliate, making the playoffs once over that span.



NASHVILLE BASEBALL HISTORY

Outfielder Chad Hermansen blasted 92 home runs in his five seasons as a Sound (1998-2002) to become the franchise's all-time leader in that category. Left-handed slugger Ivan Cruz (1999-00) became a crowd favorite with his jaw-dropping home runs. Catcher Craig Wilson burst onto the scene in 2000, falling one short of the club record with 33 homers. The PCL All-Star tied a Sounds record in June of that year by swatting three longballs in one game. And catcher Humberto Cota led the Sounds with 71 RBI in 2001 to earn the Pittsburgh Pirates' Minor League Player of the Year award.

Journeyman right-hander John Wasdin added his name to the record book in dramatic fashion during his first start of the 2003 season. The 30-year-old tossed the Sounds' first perfect game and only the second nine-inning perfect in the 100-year history of the Pacific Coast League. Wasdin's gem against Albuquerque propelled Nashville to a 14-1 start, which they rode to an Eastern Division title (their first in 10 years) and a berth in the PCL Championship Series (where they were swept by Sacramento, 3-0).

Following the 2004 season, the Sounds changed affiliates once again, welcoming the Milwaukee Brewers to town as the sixth different major-league franchise to set up shop in Music City.

In the club's first season as a Brewers affiliate in 2005, the Sounds captured the Pacific Coast League championship -- the club's first-ever Triple-A title and the city of Nashville's first professional championship in 23 years, dating back to the Sounds' Southern League title in 1982.

Greer Stadium began showing its age in the 2000s and Sounds ownership initiated discussions with government officials about the possibility of a new ballpark for the city. Nashville Mayor Karl Dean announced in November 2013 that an agreement had been made for a new home for the Sounds.

In 2015, the Sounds moved into a brand new, state-of-the-art facility at the old Sulphur Dell site. The \$47 million dollar First Tennessee Park opened on April 17, 2015 when the Sounds topped the Colorado Springs Sky Sox, 3-2, in 10 innings. Along with the new ballpark, the Sounds enjoyed their first season with a new affiliate - the Oakland Athletics. The Sounds finished in third place in the American Southern Division with a 66-78 record and missed the playoffs for the eighth consecutive season.

The second year with the new affiliate brought a season full of success. The Sounds finished with a record of 83-59 record in the regular season, the best in the Pacific Coast League. The 83 wins were tied for fifth-most in franchise history, and were the most a Nashville team has had since the 2007 team won 89 games. They returned to the playoffs for the first time since that 2007 season and won the franchise's fifth division title since joining the PCL in 1998.

The season ended in heartbreak, however, as Nashville met the Oklahoma City Dodgers in the American Conference Finals where the season came to a dramatic end in game five. After winning game one at Chickasaw Bricktown Ballpark, the Sounds dropped game two the next night. They came back to win game three at home to take a 2-1 series lead, but the Dodgers won game four, 7-1, to set up a deciding game. In a game that featured five lead changes, the Sounds blew a 9-7 lead in the eighth inning and lost game five, 10-9.

In 2017, the Sounds finished 68-71, good for second place in the American Southern Division. Despite the sub-.500 record on the field, fans flocked to First Tennessee Park in record numbers. 22 sellouts were recorded during the season, and the Sounds averaged a PCL-best 8,861 fans per game at home. Prior to the start of the 2018 season, Trevor Hoffman became the first Nashville Sounds player to be inducted into the National Baseball Hall of Fame.

2018 would be Nashville's final season as the Triple-A affiliate of the Oakland Athletics. Manager Fran Riordan led the club to a 72-68 record despite constant roster turnover. On August 3, 2018, the Sounds notched franchise win number 3,000 with a 6-2 win over Fresno. On August 28, 2018, Nashville won its 1,500th game as a member of the Pacific Coast League. The 2018 season was highlighted by Nick Martini's incredible franchise-record, 66-game on-base streak. In four years as the A's Triple-A affiliate, the Sounds finished with a 289-276 record.

NASHVILLE BASEBALL HISTORY

Following the 2018 season, a major franchise change occurred for the Sounds. On September 20, 2018, in a press conference at First Tennessee Park, the Sounds and Texas Rangers entered into a four-year Player Development Contract, making the Sounds the new Triple-A affiliate of the Texas Rangers. The offseason of change continued when the Sounds revealed their remastered identity. The team changed all logos, marks and uniforms in a November 15 presentation at First Tennessee Park.

The new era of Nashville Sounds baseball began when First Tennessee Park hosted its first Major League Baseball exhibition game on March 24, 2019. The Sounds hosted the Texas Rangers in front of a record-breaking crowd of 11,824 on a Sunday afternoon.

Momentum continued into the 2019 season in which the ballpark hosted 23 sellouts as the Sounds finished third in average attendance in all of Minor League Baseball. On the field, Nashville finished in third place in the Pacific Coast League's American Northern Division with a 66-72 mark. The season was highlighted by several team records set by pitcher Tim Dillard and the power display from prolific duo of Matt Davidson (33) and Patrick Wisdom (31) who combined to hit 64 home runs.

Following the 2019 season, the Sounds were named the 2019 Triple-A winner of Baseball America's coveted Freitas Award. The Freitas Awards have been presented by Baseball America annually since 1989 and recognize franchises for their community involvement, long-term business success and consistent operational excellence.

2020 brought a multitude of events to both Nashville and the Sounds. In the late hours of March 2 and early hours of March 3, a tornado ravaged Nashville and the Germantown neighborhood that is home to the ballpark. The iconic guitar scoreboard was severely damaged and a large portion needed to be rebuilt. The roof to the ballpark also suffered significant damage.

During the rebuild phase of the guitar and roof repair, First Tennessee Park officially changed to First Horizon Park. In the first five years of the park, a total of 2,844,713 fans entered the gates and 98 games were sold out.

The tragic tornado was only a sign of things to come. The Covid-19 pandemic hit Minor League Baseball hard. In early July, the entire minor league season was cancelled.

The long-standing agreement between Major League Baseball and Minor League Baseball ended on September 30, 2020 which meant significant changes were ahead. On December 9, 2020, the Sounds received an invitation from the Milwaukee Brewers as part of MLB's new player development structure. The organization officially accepted the invitation and became the new Triple-A affiliate of the Brewers.

The second installment of the Sounds' affiliation with the Milwaukee Brewers began in 2021. Rick Sweet, who managed the club in 2014, returned as skipper and led the Sounds to a 70-58 record. Still recovering from the pandemic, the Sounds and First Horizon Park were limited to 40% capacity for the first three home games. When the capacity restriction was lifted, fans came out with authority. The Sounds led Minor League Baseball in total attendance (436,868) and per-game attendance (6,721).

On the field, Nashville's 70-58 record was good for fourth place in the newly formed Triple-A East League Southeast Division. From May 18 to June 3, the team matched a franchise record by winning 15 consecutive games.

In their first season in the new International League, the Sounds won the West Division to qualify for the International League Championship Game. With a record of 91-58, Nashville was the only team to cross the 90-win threshold in Minor League Baseball. Just like in '21, the Sounds paced Minor League Baseball in total attendance (555,576). The season also boasted the highest single-game attendance in First Horizon Park history with 12,409 fans on July 16.

After the 2022 season, the Sounds were honored as the Organization of the Year by Minor League Baseball, receiving the award for the first time in the club's 45-year history.




JOHN WASDIN'S PERFECT GAME

April 7, 2003 is a day that will live forever in the baseball history books. It just happened to be a perfect day for John Wasdin.

The 30-year-old Nashville Sounds starter fired the first perfect game in the team's 26-year history in a 4-0, 100-pitch victory over the visiting Albuquerque Isotopes at Greer Stadium.

The rare achievement was only the second nine-inning perfect game in the 100-year history of the Pacific Coast League. Wasdin struck out Isotopes pinch hitter Rob Stratton on four pitches to close the game before he was mobbed by his teammates just in front of the mound following his first start of the season.



Wasdin matched a Nashville individual-game record with 15 strikeouts in the contest, including the final two batters he faced, to etch his name in the record books. 72 of his 100 pitches were thrown for strikes.

Nashville manager Trent Jewett addressed the entire Sounds team about the night's significance in the Greer Stadium clubhouse immediately following the game.

"A lot of you have been in baseball a long time, but what you just witnessed, you'll never see anything more magical or more difficult," Jewett said. "Absolutely unbelievable."

Third baseman Mike Gulan provided the biggest defensive plays behind Wasdin, snaring a sharply-hit Matt Treanor line drive back-handed just inside the third-base line to record the first out of the ninth inning and making an outstanding barehand play on a Jesus Medrano bunt in the top of the fourth to nail the Isotope by a step.

Wasdin's perfect game was Nashville's first no-hit effort since Jack Armstrong tossed one against Indianapolis on August 7, 1988, and was the fourth by a Sounds hurler and eighth overall in a game involving the Sounds. Oklahoma City's Rick Helling fired a perfect game against the Sounds in 1996.

Albuquerque Isotopes at Nashville Sounds

Apr 07, 2003 at Nashville, Tenn. (Greer Stadium)

Albuquerque Isotopes 0 (3-2)

Nashville Sounds 4 (4-0)

Player	AB	R	H	RBI	Player	AB	R	H	RBI
Jesus Medrano 2b	3	0	0	0	Jesus Medrano 2b	3	0	0	0
Kevin Hooper ss	3	0	0	0	John Barnes lf	3	1	0	0
Jason Wood 1b	3	0	0	0	Adam Hyzdu 1b	3	1	1	2
Chad Allen cf	3	0	0	0	Carlos Rivera 1b	0	0	0	0
Chris Wakeland lf	3	0	0	0	Mike Gulan 3b	4	1	3	0
Chris Ashby rf	3	0	0	0	Dave Doster 2b	3	0	0	1
Matt Treanor c	3	0	0	0	J.J. Davis rf	3	1	1	0
Matt Erickson 3b	3	0	0	0	Humberto Cota c	3	0	0	0
Jason Secoda p	2	0	0	0	Aaron Holbert ss	3	0	2	0
Doug Bochtler p	0	0	0	0	John Wasdin p	3	0	1	0
Marc Wilkins p	0	0	0	0	Totals	28	4	8	3
Juan Alvarez p	0	0	0	0					
Robert Stratton ph	1	0	0	0					
Totals	27	0	0	0					

Score by Innings

R H E

Albuquerque Isotopes 000 000 000 - 0 0 2

Nashville Sounds..... 020 002 00X - 4 8 0

E - Hooper, K; Secoda, J. DP - Albuquerque 2. LOB - Nashville 4. 2B - Gulan, M; Holbert, A. HR - Hyzdu, A. SF - Doster, D. SB - Davis, J; Holbert, A. CS - Hyzdu, A.

Albuquerque Isotopes	IP	H	R	ER	BB	K	NP
Jason Secoda L, 0-1	5.0	5	4	2	3	4	78
Doug Bochtler	1.0	1	0	0	0	1	10
Marc Wilkins	1.0	1	0	0	0	1	13
Juan Alvarez	1.0	1	0	0	0	1	15

Nashville Sounds	IP	H	R	ER	BB	K	NP
John Wasdin W, 1-0	9.0	0	0	0	0	15	100

Inherited runners/scored: None. Pitches/strikes: Secoda, J 78/50; Bochtler, D 10/7; Wilkins, M 13/10; Alvarez, J 15/11; Wasdin, J 100/72.

Walks - Alvarez, T; Barnes, J; Hyzdu, A.

Umpires - HP: Jimmy Horton 1B: Ryan West 3B: Matt Schaeffer

Time - 2:02 Attend - 1946

MANNY PARRA'S PERFECT GAME

Sounds left-hander Manny Parra made history on June 25, 2007 at The Dell Diamond in Round Rock, Texas, throwing a perfect game in Nashville's 3-0 victory over the Express in his second career Triple-A start.

The 24-year-old hurler was mobbed near the mound by teammates shortly after 9:43 p.m. as first baseman Brad Nelson gazed a game-ending popup off the bat of pinch hitter Jesse Garcia as Parra etched his name into the record books.

"I don't think I even watched it come down," Parra said. "I was thinking, 'Is this really happening?' It was unbelievable. It's something I never thought I'd do. I've never even seen a no-hitter in person."

Parra's teammates mobbed the Sacramento native at the mound as the remaining opposing fans at The Dell Diamond gave him a standing ovation.

"It's the greatest feeling I've ever had," Parra said.

Parra, who earned his first career Triple-A victory with the historic effort, set a new career high with 11 strikeouts in the contest. He had previously fanned 10 batters on five occasions.

The southpaw, who threw 107 pitches including 77 strikes, did not face a three-ball count against any batter until the bottom of the seventh inning and worked through three-ball counts only three times all evening.

The rare achievement was only the third nine-inning perfect game in the 104-year history of the Pacific Coast League – and the second by a member of the Nashville Sounds.

Tacoma's John Halama threw the first PCL perfect game on July 8, 2001 before the Sounds' John Wasdin duplicated the feat on April 7, 2003 at Greer Stadium.

It was the sixth no-hit effort by a Sounds hurler (second perfect game) and 11th overall no-hitter in a game involving the Sounds in the club's 30-year history.



Nashville Sounds at Round Rock Express June 25, 2007 at Round Rock, Texas (Dell Diamond)

Nashville Sounds (45-32)					Round Rock Express (32-45)				
Player	AB	R	H	RBI	Player	AB	R	H	RBI
Tony Gwynn cf	3	0	0	0	Mike Rodriguez cf	3	0	0	0
Callix Crabbe 2b	4	1	3	0	Brooks Conrad ss	3	0	0	0
Laynece Nix cf	4	0	0	0	Danny Klassen ss	3	0	0	0
Joe Dillon 3b	3	1	1	1	Jason Lane rf	3	0	0	0
Brad Nelson 1b	4	1	1	0	Cody Ransom 3b	3	0	0	0
Mike Rivera c	4	0	2	2	Mark Saccomanno 1b	3	0	0	0
Drew Anderson lf	4	0	2	0	Humberto Quintero c	3	0	0	0
Ozzie Chavez ss	4	0	1	0	Josh Anderson lf	2	0	0	0
Manny Parra p	4	0	0	0	Barry Wesson ph	1	0	0	0
					Matt Albers p	2	0	0	0
					Paul Estrada p	0	0	0	0
Totals	34	3	10	3	Jesse Garcia ph	1	0	0	0
					Totals	27	0	0	0

Score by Innings

Nashville Sounds..... 100 000 002 - 3 10 0
Round Rock Express.. 000 000 000 - 0 0 1

E - Conrad, B. LOB - Nashville 6. 2B - Crabbe, C; Anderson, D; Rivera, M. SB - Crabbe, C. CS - Gwynn, T 2; Anderson, D.

Nashville Sounds	IP	H	R	ER	BB	K	NP
Manny Parra W, 1-1	9.0	0	0	0	0	11	107

Round Rock Express	IP	H	R	ER	BB	K	NP
Matt Albers L, 2-3	7.0	8	1	1	1	6	119
Paul Estrada	2.0	2	2	2	1	2	31

Inherited runners/scored: None. Pitches/strikes: Parra, M 107/77; Albers, M 119/68; Estrada, P 31/20.

Walks - Gwynn, T; Dillon, J.

Umpires - HP: Scot Chamberlain 1B: Dan Bellino 3B: Casey Moser Time - 2:36 Attend - 8611



24-INNING GAME

The Nashville Sounds were on the short end of a 5-4 loss to the New Orleans Zephyrs as the teams participated in a Pacific Coast League record-tying 24-inning marathon on May 5th & 6th, 2006 at Greer Stadium.

The 24-inning contest, which finished with a game time of eight hours and seven minutes, was the longest in both teams' histories and matched the existing PCL mark originally set on June 8, 1909 in a game between San Francisco and Oakland then equaled on September 10, 1911 in a game between Sacramento and Portland.

Zephyrs catcher Wiki Gonzalez provided the game-winner when he drove in pitcher-turned-rightfielder Chris Schroder with a one-out RBI single up the middle off Mike Meyers that glanced off the glove of Sounds second baseman Jermaine Clark. Schroder had drawn a one-out walk and moved to second on a Josh Labandeira single.

The game-deciding run was the first scored by either team in 15 innings as both teams remained scoreless from the 10th through the 23rd frames. The Sounds and Z's completed the final six innings of the contest on Saturday, May 6th after playing to a 4-4 tie through 18 innings the previous night before the game was halted due to a curfew rule.

New Orleans Zephyrs at Nashville Sounds

May 5, 2006 at Nashville, Tenn. (Greer Stadium)

New Orleans Zephyrs 5 (12-16)

Nashville Sounds 4 (19-9)

Player	AB	R	H	RBI	Player	AB	R	H	RBI
Brandon Watson cf	9	1	3	0	Dave Krynzal	10	2	2	1
Bill Bray p	1	0	0	0	Jermaine Clark 2b-ss	10	1	1	0
Santiago Ramirez p	1	0	0	0	Brent Abernathy lf-2b	9	0	2	1
Henry Mateo 2b	9	2	3	0	Corey Hart rf	8	0	2	1
Brendan Harris 3b	9	1	9	1	Mike Rivera c	7	0	0	0
Larry Broadway 1b	8	0	3	1	Brad Nelson 1b	10	0	1	0
Mike Vento rf-cf	10	0	6	1	Chris Barnwell ss-p	11	1	2	0
Tyrell Godwin lf	5	0	0	1	Enrique Cruz 3b	3	0	0	0
Micah Bowie p	1	0	0	0	Wilton Chavez p	0	0	0	0
Chris Schroder p-rf	1	1	0	0	Allan Simpson p	0	0	0	0
Josh Labandeira ss	11	0	2	0	a-Tony Gwynn ph	1	0	1	0
Alberto Castillo c	3	0	0	0	Jason Kershner p	0	0	0	0
a-Wiki Gonzalez ph-c	7	0	2	1	b-Nelson Cruz ph	0	0	0	0
Andrew Good p	2	0	0	0	Mike Adams p	0	0	0	0
Kevin Gryboski p	0	0	0	0	c-Mark Johnson ph	1	0	0	0
b-Kenny Kelly ph	1	0	0	0	Mitch Stetter p	1	0	0	0
Travis Hughes p	0	0	0	0	Brett Evert p	1	0	0	0
c-Brandon Larson ph	1	0	0	0	Mike Meyers p-lf	3	0	0	0
Saul Rivera p	1	0	0	0	Dennis Sarfate	2	0	2	1
Greg Thissen lf	5	0	0	0	Vinny Rottino	5	0	0	0

Totals 85 5 22 5 Totals 81 4 13 4

a-popped out for Castillo in the 8th. a-Singled for Simpson in the 9th. b-Hit
b-Struck out for Gryboski in the 9th. by pitch for Kershner in the 11th.
c-Grounded out for Hughes in the 11th. c-Grounded out for Adams in the 13th.

Score by Innings R H E

New Orleans Zephyrs..... 002 000 011 000 000 000 000 001 - 5 22 1
Nashville Sounds..... 101 100 100 000 000 000 000 000 - 4 13 1

E - Labandeira, J; Barnwell, C. DP - New Orleans 2, Nashville 3. LOB - New Orleans 22, Nashville 22. 2B - Watson, B; Barnwell, C; Sarfate, D. HR - Krynzal, D. S - Mateo, H 2; Broadway, L; Godwin, T; Schroder, C. SB - Harris, B; Mateo, H; Hart, C 2; Abernathy, B; Krynzal, D; Nelson, B. CS - Harris, B; Labandeira, J; Watson, B; Barnwell, C; Rivera, M.

New Orleans	IP	H	R	ER	BB	K	Nashville	IP	H	R	ER	BB	K
Andrew Good	6.1	8	4	4	1	5	Dennis Sarfate	6.0	4	2	0	2	6
Kevin Gryboski	1.2	1	0	0	0	1	Wilton Chavez	1.1	3	1	1	0	2
Travis Hughes	2.0	2	0	0	1	2	Allan Simpson	1.2	2	1	1	0	3
Saul Rivera	3.0	1	0	0	4	2	Jason Kershner	2.0	1	0	0	0	1
Micah Bowie	3.0	0	0	0	1	4	Mike Adams	2.0	3	0	0	1	1
Chris Schroder	2.0	0	0	0	3	5	Mitch Stetter	3.0	2	0	0	2	1
Bill Bray	3.0	1	0	0	2	6	Brett Evert	2.0	3	0	0	0	1
Santiago Ramirez	3.0	0	0	0	0	4	Mike Meyers	5.1	4	1	1	3	3
							Chris Barnwell	0.2	0	0	0	0	1

WP: Schroder, C. HBP: Rivera, M 2 (by Good, by Rivera); Cruz, N (by Rivera); Godwin, T (by Simpson). IBB: Krynzal, D (by Rivera); Rivera, M (by Schroder); Vento, M (by Stetter); Harris, B (by Stetter).

Inherited runners/scored: Gryboski, K 1/1; Simpson, A 3/1.

Time - 8:07 Attend - 9124 Weather - 70 degrees, clear Wind - 11 mph, out to LF

The Sounds got on the board only two pitches into the game with a leadoff homer courtesy of Dave Krynzal. The Sounds' one run would not be enough as the teams would exchange the lead four times throughout the game. The first exchange would occur in the top of the third inning. The Zephyrs scored two unearned runs off two singles and an error by Sounds shortstop Chris Barnwell.

Barnwell bounced right back with a leadoff double in the bottom of the fourth and later scored from third on a squeeze bunt by pitcher Dennis Sarfate.

Nashville added another run in the seventh on a Brent Abernathy RBI single to extend the lead to 3-1.

The visitors came back with one run in the eighth when Tyrell Godwin was hit by an Allan Simpson pitch with the bases loaded to force home Brendan Harris.

With the Zephyrs down to their final strike in the top of the ninth, Henry Mateo scored from second on a two-out, two-strike single into left field by Harris off Simpson to tie the game up at four runs apiece.

Neither team would strike again until the top of the 24th inning

PCL RECORDS SET IN GAME

Most at-bats, both teams: 166 (previous mark was 109)
Most pitchers used, both teams: 17 (previous mark was 14)
Most strikeouts, both teams: 48 (previous mark was 32)
Most assists, both teams: 53 (previous mark was 45)
Most at-bats, one team: 81, NAS (previous mark was 64)
Batting strikeouts, one team: 29, NAS (previous mark was 20)
Batting strikeouts, individual: 7, Brad Nelson - NAS (previous mark was 6)

PCL RECORDS TIED IN GAME

Most players used, both teams: 40 (tied existing mark set in 1947)
Most pitchers used, one team: 9, NAS (tied existing mark set in 1964)
Most assists, one team: 28, NAS (tied existing mark, 4th time)

NASHVILLE RECORDS SET IN GAME

Hits allowed: 22 (previous mark was 20)
At-bats: 11, Chris Barnwell (previous mark was 9)

FRANCHISE YEAR-BY-YEAR RESULTS

YEAR	PARENT CLUB	LEAGUE	W-L	PCT	FINISH**	MANAGER
1978	Cincinnati	Southern	64-77	.454	4th	Chuck Goggin
1979*	Cincinnati	Southern	83-61	.576	1st	George Scherger
1980	New York (AL)	Southern	97-46	.678	1st	Stump Merrill
1981	New York (AL)	Southern	81-62	.566	1st	Stump Merrill
1982*	New York (AL)	Southern	77-67	.535	2nd	Johnny Oates
1983	New York (AL)	Southern	88-58	.603	2nd	Doug Holmquist
1984	New York (AL)	Southern	74-73	.503	1st	Jim Marshall
1985	Detroit	American Association	71-70	.504	2nd	Lee Walls/Leon Roberts / Gordie MacKenzie
1986	Detroit	American Association	68-74	.479	3rd	Leon Roberts
1987	Cincinnati	American Association	64-76	.457	7th	Jack Lind
1988	Cincinnati	American Association	73-69	.514	2nd	***
1989	Cincinnati	American Association	74-72	.507	3rd	Frank Lucchesi
1990	Cincinnati	American Association	86-61	.585	1st	Pete Mackanin
1991	Cincinnati	American Association	65-78	.455	3rd	Pete Mackanin
1992	Cincinnati	American Association	67-77	.465	4th	Pete Mackanin/ Dave Miley
1993	Chicago (AL)	American Association	81-62	.566	1st	Rick Renick
1994	Chicago (AL)	American Association	83-61	.576	2nd	Rick Renick
1995	Chicago (AL)	American Association	68-76	.472	6th	Rick Renick
1996	Chicago (AL)	American Association	77-67	.535	3rd	Rick Renick
1997	Chicago (AL)	American Association	74-69	.517	3rd	Tom Spencer
1998	Pittsburgh	Pacific Coast	67-76	.469	4th	Trent Jewett
1999	Pittsburgh	Pacific Coast	80-60	.571	2nd	Trent Jewett
2000	Pittsburgh	Pacific Coast	63-79	.444	4th	Trent Jewett/Richie Hebner
2001	Pittsburgh	Pacific Coast	64-77	.454	3rd	Marty Brown
2002	Pittsburgh	Pacific Coast	72-71	.503	3rd	Marty Brown
2003	Pittsburgh	Pacific Coast	81-62	.566	1st	Trent Jewett
2004	Pittsburgh	Pacific Coast	63-79	.444	4th	Trent Jewett
2005*	Milwaukee	Pacific Coast	75-69	.521	1st	Frank Kremblas
2006	Milwaukee	Pacific Coast	76-68	.528	1st	Frank Kremblas
2007	Milwaukee	Pacific Coast	89-55	.618	1st	Frank Kremblas
2008	Milwaukee	Pacific Coast	59-81	.421	4th	Frank Kremblas
2009	Milwaukee	Pacific Coast	75-69	.521	2nd	Don Money
2010	Milwaukee	Pacific Coast	77-67	.535	4th	Don Money
2011	Milwaukee	Pacific Coast	71-73	.493	3rd	Don Money
2012	Milwaukee	Pacific Coast	67-77	.465	2nd	Mike Guerrero
2013	Milwaukee	Pacific Coast	57-87	.396	4th	Mike Guerrero/Charlie Greene
2014	Milwaukee	Pacific Coast	77-67	.535	2nd	Rick Sweet
2015	Oakland	Pacific Coast	66-78	.458	3rd	Steve Scarsone
2016	Oakland	Pacific Coast	83-59	.585	1st	Steve Scarsone
2017	Oakland	Pacific Coast	68-71	.489	2nd	Ryan Christenson
2018	Oakland	Pacific Coast	72-68	.514	2nd	Fran Riordan
2019	Texas	Pacific Coast	66-72	.478	3rd	Jason Wood
2020	Season canceled due to covid-19 pandemic					
2021	Milwaukee	Triple-A East	70-58	.547	4th	Rick Sweet
2022	Milwaukee	International	91-58	.611	1st	Rick Sweet
2023	Milwaukee	International	83-65	.561	5th / 3rd	Rick Sweet
TOTALS			3,327-3,102 (.517)			

Division Championships (12): 1979, 1980, 1981, 1984, 1990, 1993, 2003, 2005, 2006, 2007, 2016, 2022.

* = Won League Championship

** = Finish within division

*** = The Sounds had five different managers in 1988. They include Jack Lind, Wayne Garland, Jim Hoff, George Scherger and Frank Lucchesi.



FRANCHISE YEAR-BY-YEAR ATTENDANCE

YEAR	ATTENDANCE	DATES	AVERAGE	CUMULATIVE TOTAL
1978	380,159	71	5,354	380,159
1979	515,488	70	7,364	895,647
1980	575,676	71	8,108	1,471,323
1981	567,994	74	7,676	2,039,317
1982	532,449	75	7,099	2,571,766
1983	500,048	77	6,494	3,071,814
1984	376,440	76	4,953	3,448,254
1985	364,225	72	5,059	3,812,479
1986	364,614	69	5,284	4,177,093
1987	378,715	69	5,489	4,555,808
1988	317,785	70	4,540	4,873,593
1989	457,854	73	6,272	5,331,447
1990	605,122	76	7,962	5,936,569
1991	454,575	72	6,651	6,391,144
1992	489,991	72	6,805	6,881,135
1993	438,745	72	6,094	7,319,880
1994	300,821	72	4,178	7,620,701
1995	355,133	72	4,932	7,975,834
1996	303,407	72	4,214	8,279,241
1997	269,186	72	3,739	8,548,427
1998	323,068	72	4,487	8,871,495
1999	335,901	71	4,731	9,207,396
2000	269,682	69	3,908	9,477,078
2001	305,385	69	4,426	9,782,463
2002	322,059	69	4,668	10,104,522
2003	387,345	67	5,781	10,491,867
2004	405,536	67	6,053	10,897,403
2005	419,412	69	6,078	11,316,815
2006	410,569	69	5,950	11,727,384
2007	411,959	70	5,885	12,139,343
2008	354,662	67	5,293	12,494,005
2009	305,434	68	4,492	12,799,439
2010	319,235	67	4,765	13,118,674
2011	335,143	69	4,857	13,453,817
2012	321,042	67	4,792	13,774,859
2013	355,003	70	5,071	14,129,862
2014	323,961	66	4,909	14,453,823
2015	565,548	71	7,965	15,019,371
2016	504,060	71	7,099	15,523,431
2017	593,679	67	8,861	16,117,110
2018	603,135	69	8,751	16,720,245
2019	578,291	67	8,631	17,298,536
2020	Season cancelled due to the covid-19 pandemic			
2021	436,868	65	6,721	17,735,404
2022	555,576	73	7,611	18,290,980
2023	556,962	72	7,736	18,847,942
TOTAL	18,847,942	3,167	5,951	-

FIRST HORIZON PARK SELLOUTS

2015: 19
2016: 14
2017: 22
2018: 20
2019: 23
2020: n/a
2021: 10
2022: 13
2023: 15
Total: 136

SINGLE-SEASON INDIVIDUAL BATTING RECORDS

RECORD	PLAYER	NUMBER	YEAR
Batting Average	Bruce Fields	.368	1986
Games	Skeeter Barnes	145	1979
	Gene Menees	145	1979
At-Bats	Norberto Martin	580	1993
Runs	Ted Wilborn	106	1981
Hits	Norberto Martin	179	1993
Total Bases	Steve Balboni	288	1980
	Brian Dayett	288	1982
Doubles	Joey Wendle	42	2015
Triples	Jorge Mateo	16	2018
Home Runs	Steve Balboni	34	1980
	Brian Dayett	34	1982
Runs Batted In	Steve Balboni	122	1980
Sacrifice Hits	Alcides Escobar	19	2009
Sacrifice Flies	Nate Chapman	9	1982
	Ivan Cruz	9	1999
	Mendy Lopez	9	2002
	Steve Lombardozzi	9	2018
Hit-By-Pitch	Drew Denson	35	1994
Base on Balls	Jon Singleton	117	2022
Strikeouts	Sheldon Neuse	172	2018
Stolen Bases	Otis Nixon	72	1981

SINGLE-SEASON INDIVIDUAL PITCHING RECORDS

RECORD	PLAYER	NUMBER	YEAR
Wins	Clay Christiansen	16	1982
	Stefan Wever	16	1982
Losses	Zach Kroenke	16	2013
Earned Run Average	Chris Hammond	2.17	1990
Games	Geoff Combe	66	1978
Games Started	Ben Callahan	29	1982
	Clay Christiansen	29	1982
	Stefan Weber	29	1982
	Luis Vasquez	29	1989
	Rodney Imes	29	1990
Complete Games	Jamie Werly	18	1981
Saves	Mark Corey	30	2003
Innings Pitched	Jamie Werly	222.1	1981
Runs	Ben Callahan	109	1982
Earned Runs	Tony McKnight	102	2002
Home Runs Allowed	James Baldwin	27	1995
	Jeff Housman	27	2005
Hit Batsmen	Tim Dillard	16	2010
Base on Balls	Mike Bertotti	105	1997
Strikeouts	Jamie Werly	193	1981
Wild Pitches	Clay Christiansen	18	1982



SINGLE-GAME TEAM & INDIVIDUAL RECORDS

TEAM BATTING

Most Runs Scored, Game	20 - 5/31/81 vs. Knoxville 5/20/00 at Colorado Springs
Most Hits, Game	24 - 5/20/00 at Colorado Springs 5/21/00 at Colorado Springs 8/4/11 at Colorado Springs (G1)
Most Doubles, Game	8 - 6/2/81 vs. Birmingham 5/22/94 vs. Oklahoma City 5/1/02 at Oklahoma 5/27/03 at Iowa 8/10/11 at Reno 5/27/15 at Sacramento
Most Triples, Game	4 - 5/1/87 at Denver 6/25/90 at Oklahoma City
Most Home Runs, Game	6 - 7/30/99 at Memphis 8/10/19 at Sacramento 5/28/21 at Columbus
Most Stolen Bases, Game	7 - 6/22/90 vs. Denver 7/25/09 at Oklahoma City
Most Walks, Game	14 - 6/3/21 at Charlotte
Most Strikeouts, Game	29 - 5/5/06 vs. New Orleans -- PCL Record
Nine-Inning Game	17 - 5/20/99 vs. Iowa 8/14/05 at Memphis 5/30/06 vs. Iowa 5/3/13 at Round Rock 5/10/13 vs. Fresno 5/14/22 vs. Jacksonville
Most Runners LOB, Game	22 - 5/5/06 vs. New Orleans
Nine-Inning Game	20 - 4/18/79 at Jacksonville

TEAM PITCHING

Most Runs Allowed, Game	20 - 8/19/13 vs. Round Rock 8/25/14 vs. Sacramento
Most Hits Allowed, Game	24 - 5/27/12 vs. Round Rock 8/25/14 vs. Sacramento
Most Walks, Game	15 - 4/28/19 at Iowa
Most Strikeouts, Game	20 - 6/26/93 vs. Oklahoma City

INDIVIDUAL BATTING

Most At-Bats, Game	11 - Chris Barnwell, 5/5/06 vs. New Orleans
Most Runs Scored, Game	5 - Adrian Brown, 5/12/99 at Tucson Erick Almonte, 7/5/11 vs. Memphis Taylor Green, 7/28/11 at Oklahoma City
Most Hits, Game	5 - Multiple times, most recently by Abraham Toro, 7/21/23 vs. Jacksonville
Most Doubles, Game	4 - Tim Laker, 8/30/98 vs. New Orleans
Most Triples, Game	2 - 13 times, most recently by Jorge Mateo, 7/24/18 at Las Vegas
Most Home Runs, Game	3 - Steve Balboni, 5/1/80 at Knoxville Dan Pasqua, 9/3/84 vs. Memphis Darnell Coles, 4/10/92 at Denver Craig Wilson, 6/6/00 vs. Tucson Ryan Braun, 4/14/07 at New Orleans Russell Branyan, 5/16/08 vs. New Orleans Matt Chapman, 9/3/16 at New Orleans
Most RBIs, Game	8 - Anthony Garcia, 7/17/18 vs. Omaha
Most Stolen Bases, Game	5 - Esteury Ruiz, 9/14/22 vs. Jacksonville
Most Walks, Game	4 - 28 times, most recently by Jahmai Jones, 8/16/23 vs. Charlotte
Most Strikeouts, Game	7 - Brad Nelson, 5/5/06 vs. New Orleans -- PCL Record
Nine-Inning Game	4 - 103 times, most recently by Patrick Dorrian, 9/8/23 vs. Memphis

INDIVIDUAL PITCHING

Most Strikeouts, Game	15 - Jamie Werly, 8/28/81 vs. Charlotte Luis Vasquez, 6/29/89 vs. Columbus John Wasdin, 4/7/03 vs. Albuquerque
Most Walks, Game	10 - Bryan Kelly, 5/4/86 at Buffalo Chris Hammond, 5/26/89 vs. Pawtucket
Most Runs Allowed, Game	14 - Jamie Werly, 8/18/81 at Birmingham
Most Hits Allowed, Game	16 - Jamie Werly, 8/18/81 at Birmingham

SINGLE-SEASON TEAM RECORDS

GENERAL	HIGH	YEAR(S)	LOW	YEAR(S)
Wins	97	1980	57	2013
Losses	87	2013	46	1980
Winning Pct.	.678	1980	.396	2013
Streaks W/L	15	1999, 2018	12	1987
Home Wins	51	1980	28	2000
Home Losses	43	2000	20	1980
Home Winning Pct.	.718	1980	.394	2000
Road Wins	47	2016	23	1986
Road Losses	48	1986, 2013	23	2016
Road Winning Pct.	.671	2016	.324	1986
Extra-Inning Games	17	1980, '88, 2005, '12, '23	5	2014
Extra-Inning Wins	14	1980	1	2013, '14
Extra-Inning Losses	11	1986, 2004, '12	3	1980
Extra-Inning Winning Pct.	.824	1980	.100	2013
One-Run Games	52	2011	29	2023
One-Run Wins	32	1980	13	2008
One-Run Losses	31	2006	12	1989, 2019
One-Run Winning Pct.	.707	1989	.342	2008

BATTING	HIGH	YEAR(S)	LOW	YEAR(S)
Batting Average	.289	1999	.241	2021
At-Bats	5,029	2022	4,174	2021
Runs	809	2022	489	1978
Hits	1,383	2011	1,006	2021
Total Bases	2,266	1999	1,458	1978
Doubles	292	1999	172	1991
Triples	60	1979, '80	18	2002
Home Runs	183	1999, 2023	36	1978
Runs Batted In	761	1999	421	1978
Sacrifice Hits	92	2009	7	2022
Sacrifice Flies	54	1986, '99	23	1991
Hit By Pitch	80	2023	23	1985, '88
Bases On Balls	680	1984	368	1996
Intentional Walks	48	1979	3	2022, '23
Strikeouts	1,298	2023	624	1987
Stolen Bases	205	1981	57	2016
Caught Stealing	86	1980	21	2016
Runners Left On Base	1,156	1984	917	2014

PITCHING	HIGH	YEAR(S)	LOW	YEAR(S)
Earned Run Average	5.46	2019	3.13	1980
Complete Games	63	1983	1	2014, '19, '22, '23
Shutouts	14	1989	1	1999
Saves	46	1994	12	1983
Innings Pitched	1,304.2	2022	1,112.0	2021
Hits Allowed	1,364	2004	1,019	2021
Runs Allowed	814	2019	520	1978
Earned Runs Allowed	732	2019	421	1978
Home Runs Allowed	175	2019	54	1978
Hit Batsmen	96	2019	15	1979
Bases On Balls Allowed	666	1984	356	2002
Intentional Walks Allowed	79	1978	1	2023
Strikeouts	1,305	2023	708	1983
Wild Pitches	91	2000	40	2003
Balks	71	1988	2	2006

FIELDING	HIGH	YEAR(S)	LOW	YEAR(S)
Fielding Percentage	.985	2022	.958	1984
Putouts	3,914	2022	3,336	2021
Assists	1,657	1982	1,096	2021
Errors	240	1984	78	2022
Double Plays	168	2010	90	1979
Triple Plays	2	2011	0	34 times
Passed Balls	30	2013	3	2019



ANNUAL BATTING LEADERS

YEAR	AVERAGE		GAMES		AT BATS	
1978	Don Lyle	.287	Don Lyle/George Weicker	128	Don Lyle	432
1979	Duane Walker	.303	Skeeter Barnes/Gene Menees	145	Gene Menees	553
1980	Buck Showalter	.323	Buck Showalter	142	Buck Showalter	550
1981	Willie McGee	.322	Don Mattingly	141	Ted Wilborn	553
1982	Erik Peterson	.301	Brian Dayett	144	Brian Dayett	536
1983	Vic Mata	.303	Keith Smith	141	Scott Bradley	525
1984	Tommy Barrett	.308	Keith Smith	138	Tommy Barrett	510
1985	Scotti Madison	.341	Scottie Earl	125	Mike Laga	430
1986	Bruce Fields	.368	German Rivera	140	German Rivera	506
1987	Jeff Treadway	.315	Jeff Treadway	123	Leo Garcia	437
1988	Van Snider	.290	Marty Brown/Van Snider	135	Van Snider	525
1989	Skeeter Barnes	.303	Keith Lockhart	131	Keith Lockhart	479
1990	Leo Garcia	.287	Skeeter Barnes	144	Skeeter Barnes	548
1991	Terry Lee	.304	Adam Casillas	128	Leo Garcia	450
1992	Geronimo Berroa	.328	Jeff Small	126	Jeff Small	503
1993	Matt Merullo	.332	Norberto Martin	137	Norberto Martin	580
1994	Ray Durham	.296	Drew Denson	138	Ray Durham	527
1995	Chris Snopak	.323	Mike Robertson	139	Kerry Valrie	544
1996	Jeff Abbott	.325	Mike Robertson/Kerry Valrie	138	Kerry Valrie	498
1997	Magglio Ordonez	.329	Craig Wilson	137	Magglio Ordonez	523
1998	Darryl Brinkley	.355	Chad Hermansen	126	Chad Hermansen	458
1999	Aramis Ramirez	.328	Aramis Ramirez	131	Chad Hermansen	496
2000	Craig Wilson	.283	Craig Wilson	124	Tike Redman	506
2001	Reed Sechrist	.305	Chad Hermansen	123	Chad Hermansen	447
2002	David Post	.304	Humberto Cota/Chris Pritchett	118	Humberto Cota	404
2003	John Barnes	.323	J.J. Davis/Dave Doster	122	Dave Doster	456
2004	Chris Truby	.300	Chris Truby	130	Chris Truby	466
2005	Corey Hart	.308	Steve Scarborough	128	Dave Krynzal	450
2006	Vinny Rottino	.314	Brent Abernathy	123	Tony Gwynn	447
2007	Joe Dillon	.317	Callix Crabbe	130	Callix Crabbe	457
2008	Brad Nelson	.286	Brad Nelson	132	Brad Nelson	475
2009	Jason Bourgeois	.316	Joe Koshansky	135	Brendan Katin	459
2010	Norris Hopper	.286	Joe Koshansky	131	Luis Cruz	488
2011	Taylor Green	.336	Eric Farris	134	Eric Farris	538
2012	Jordan Brown	.306	Eric Farris	131	Eric Farris	483
2013	Sean Halton	.273	Hunter Morris	134	Hunter Morris	497
2014	Eugenio Velez	.309	Sean Halton	122	Sean Halton	416
2015	Jason Pridie	.310	Joey Wendle	137	Joey Wendle	577
2016	Jaycob Brugman	.295	Matt Olson	131	Renato Nunez	505
2017	Franklin Barreto	.290	Renato Nuñez	126	Joey Wendle	478
2018	BJ Boyd	.271	Sheldon Neuse	135	Sheldon Neuse	499
2019	Andy Ibáñez	.300	Matt Davidson	124	Zack Granite	504
2021	Matt Lipka	.300	Zach Green	101	Matt Lipka	347
2022	Brice Turang	.286	Jon Singleton	134	Brice Turang	532
2023	Abraham Toro	.291	Cam Devanney	103	Patrick Dorrian	365

ANNUAL BATTING LEADERS

YEAR	RUNS	HITS	DOUBLES
1978	Don Lyle	65	Don Lyle
1979	Duane Walker	97	Duane Walker
1980	Steve Balboni	101	Buck Showalter
1981	Ted Wilborn	106	Don Mattingly
1982	Brian Dayett	89	Buck Showalter
1983	Scott Bradley	83	Scott Bradley
1984	Tommy Barrett	82	Tommy Barrett
1985	Scotti Madison	59	Darrell Brown
1986	German Rivera	86	German Rivera
1987	Jeff Treadway	66	Jeff Treadway
1988	Van Snider	72	Van Snider
1989	Keith Lockhart	77	Skeeter Barnes
1990	Skeeter Barnes	83	Skeeter Barnes
1991	Terry Lee	70	Terry Lee
1992	Geronimo Berroa	73	Geronimo Berroa
1993	Norberto Martin	87	Norberto Martin
1994	Drew Denson	94	Ray Durham
1995	Kerry Valrie	75	Kerry Valrie
1996	Olmedo Saenz	86	Jeff Abbott
1997	Jeff Abbott	88	Magglio Ordonez
1998	Chad Hermansen	81	Darryl Brinkley
1999	Emil Brown	97	Aramis Ramirez
2000	Craig Wilson	83	Tike Redman
2001	Chad Hermansen	75	Tike Redman
2002	Curtis Pride	71	Chris Pritchett
2003	J.J. Davis/Dave Doster	68	Dave Doster
2004	Chris Truby	96	Chris Truby
2005	Corey Hart	85	Corey Hart
2006	Tony Gwynn	73	Tony Gwynn
2007	Callix Crabbe	84	Callix Crabbe
2008	Brad Nelson	78	Brad Nelson
2009	Alcides Escobar	76	Jason Bourgeois
2010	Joe Koshansky	67	Luis Cruz
2011	Mat Gamel	90	Mat Gamel
2012	Logan Schafer	72	Eric Farris
2013	Josh Prince	68	Hunter Morris
2014	Sean Halton	63	Eugenio Velez
2015	Jason Pridie	84	Joey Wendle
2016	Joey Wendle	81	Joey Wendle
2017	Renato Nuñez	74	Franklin Barreto/Joey Wendle
2018	Anthony Garcia	78	Sheldon Neuse
2019	Andy Ibáñez	91	Zack Granite
2021	Tim Lopes	52	Dustin Peterson
2022	Brice Turang	89	Brice Turang
2023	Cam Devanney	57	Abraham Toro
			124
			165
			178
			173
			152
			142
			157
			116
			151
			129
			152
			143
			156
			133
			151
			179
			156
			136
			143
			172
			132
			151
			132
			121
			116
			126
			140
			132
			134
			131
			136
			134
			137
			153
			138
			123
			125
			167
			137
			136
			131
			146
			79
			152
			104
			Don Lyle
			Pat Tabler
			Don Mattingly
			Brian Dayett/Buck Showalter
			Scott Bradley
			Pete Dalena
			Mike Laga
			Bruce Fields
			Jeff Treadway
			Luis Quinones
			Skeeter Barnes
			Leo Garcia
			Keith Lockhart
			Geronimo Berroa
			Drew Denson
			Ray Durham
			Kerry Valrie
			Olmedo Saenz
			Jeff Abbott
			Chad Hermansen
			Darryl Brinkley/Aramis Ramirez
			Tim Laker
			Humberto Cota/Chad Hermansen
			Humberto Cota
			John Barnes/Dave Doster
			Chris Truby
			Corey Hart
			Vinny Rottino
			Drew Anderson/Joe Dillon
			Brad Nelson
			Brendan Katin
			Luis Cruz
			Taylor Green
			Caleb Gindl
			Sean Halton
			Sean Halton
			Joey Wendle
			Matt Olson
			Joey Wendle
			Anthony Garcia
			Andy Ibáñez
			Zach Green
			Pablo Reyes
			Abraham Toro
			28
			28
			38
			35
			29
			33
			28
			30
			31
			28
			39
			33
			25
			33
			36
			33
			30
			29
			35
			26
			35
			28
			22
			27
			32
			41
			29
			25
			28
			36
			33
			29
			36
			27
			29
			29
			34
			29
			31
			30
			18
			27
			36



ANNUAL BATTING LEADERS

YEAR	TRIPLES	HOME RUNS	RUNS BATTED IN	
1978	Don Lyle	7	Don Lyle	67
1979	Duane Walker	15	Paul Householder	95
1980	Ted Wilborn	14	Steve Balboni	122
1981	Ted Wilborn	12	Brian Dayett	98
1982	Nate Chapman	7	Brian Dayett	96
1983	Matt Gallegos/Derwin McNealy	6	Mike Pagliarulo	80
1984	Tommy Barrett	6	Dan Pasqua	91
1985	Doug Baker/Scotti Madison	4	Mike Laga	79
1986	Doug Baker	6	German Rivera	84
1987	Leo Garcia	8	Terry McGriff	59
1988	Van Snider	8	Van Snider	73
1989	Van Snider	9	Keith Lockhart	64
1990	Leo Garcia	8	Terry Lee	67
1991	Angel Gonzalez	7	Terry Lee	67
1992	4 players with	3	Geronimo Berroa	88
1993	Mike Huff/Norberto Martin	4	Drew Denson	103
1994	Ray Durham/Gary Thurman	12	Drew Denson	103
1995	Doug Brady	6	Mike Robertson	74
1996	Doug Brady	7	Mike Robertson	74
1997	5 players with	3	Greg Norton	90
1998	Adrian Brown/Chad Hermansen	5	Chad Hermansen	78
1999	Emil Brown	5	Chad Hermansen	97
2000	Tike Redman	11	Craig Wilson	86
2001	Tike Redman	10	Reed Secrist	72
2002	Tike Redman	4	Armando Romero	72
2003	Aaron Holbert/Tike Redman	7	J.J. Davis	69
2004	Rich Thompson	13	Chris Truby	83
2005	Corey Hart/Rickie Weeks	9	Prince Fielder	86
2006	Tony Gwynn	5	Nelson Cruz	73
2007	Callix Crabbe	9	Layne Nix	74
2008	Brendan Katin	4	Layne Nix	78
2009	3 players with	6	Brendan Katin/Joe Koshansky	92
2010	Ray Olmedo	5	Brendan Katin/Joe Koshansky	79
2011	Eric Farris/Caleb Gindl	5	Mat Gamel	96
2012	Logan Schafer	9	Sean Halton	57
2013	Blake Davis/Scooter Gennett	5	Hunter Morris	73
2014	Hector Gomez/Pete Orr	6	Matt Clark/Jeremy Hermida	67
2015	Joey Wendle	8	Jason Pridie	89
2016	Joey Wendle	9	Renato Nuñez	75
2017	Joey Wendle	8	Renato Nuñez	78
2018	Jorge Mateo	16	Anthony Garcia	91
2019	Zack Granite	8	Matt Davidson	101
2021	Tim Lopes	4	Weston Wilson	64
2022	7 players with	2	Jon Singleton	87
2023	Tyler Black	4	Keston Hiura	77

ANNUAL BATTING LEADERS

YEAR	WALKS		STRIKEOUTS		STOLEN BASES	
1978	Don Lyle	56	Tim Doerr	79	Steve Hughes	19
1979	Duane Walker	89	Duane Walker	67	Duane Walker	46
1980	Steve Balboni	81	Steve Balboni	162	Nate Chapman	46
1981	Otis Nixon	110	Otis Nixon	101	Otis Nixon	72
1982	Brian Dayett	80	Tommie Dodd	99	Otis Nixon	61
1983	Keith Smith	92	Keith Smith	103	Derwin McNealy	39
1984	Keith Smith	105	Dan Pasqua	148	Tommy Barrett	53
1985	Scottie Earl	50	Scottie Earl	98	Darrell Brown	32
1986	Tim Tolman	67	German Rivera	80	Scottie Earl	30
1987	Jeff Treadway	52	Orsino Hill	70	Leo Garcia	41
1988	Ron Roenicke	54	Marty Brown	111	Lenny Harris	45
1989	Keith Lockhart	61	Van Snider	117	Skeeter Barnes/Marty Brown	15
1990	Keith Lockhart	51	Chris Jones	86	Skeeter Barnes	34
1991	Terry Lee	62	Terry Lee	80	Leo Garcia	17
1992	Nick Capra	51	Geronimo Berroa	69	Nick Capra	31
1993	Mike Huff	64	Chris Cron	114	Norberto Martin	31
1994	Drew Denson	56	Domingo Martinez	102	Ray Durham	34
1995	Mike Robertson	50	Kerry Valrie	107	Doug Brady	32
1996	Olmedo Saenz	53	Kerry Valrie	94	Doug Brady	20
1997	Greg Norton	57	Greg Norton	101	Magglio Ordonez	14
1998	Chad Hermansen	50	Chad Hermansen	152	Adrian Brown	25
1999	Aramis Ramirez	73	Chad Hermansen	119	Chad Hermansen	19
2000	John Wehner	56	Craig Wilson	121	Emil Brown	26
2001	Reed Secrist	48	Chad Hermansen	154	Chad Hermansen	22
2002	Reed Secrist	52	Humberto Cota	106	Adrian Brown/Curtis Pride	22
2003	Brad King	42	Mike Gulan	105	Tike Redman	42
2004	Chris Truby	47	Chris Truby	96	Rich Thompson	41
2005	Prince Fielder	54	Dave Krynzal	138	Corey Hart	31
2006	Graham Koonce	51	Dave Krynzal	107	Jermaine Clark	33
2007	Callix Crabbe	67	Layne Nix	104	Callix Crabbe	17
2008	Brad Nelson	73	Brendan Katin	109	Tony Gwynn	20
2009	Joe Koshansky	64	Joe Koshansky	166	Alcides Escobar	42
2010	Joe Koshansky	62	Joe Koshansky	152	Norris Hopper	22
2011	Caleb Gindl	63	Caleb Gindl	93	Eric Farris	21
2012	Sean Halton	43	Caleb Gindl	98	Eric Farris	35
2013	Josh Prince	60	Hunter Morris	122	Josh Prince	25
2014	Jeremy Hermida	62	Sean Halton/Jeremy Hermida	90	Eugenio Velez	27
2015	Jason Pridie	55	Joey Wendle	114	Craig Gentry	25
2016	Matt Olson	71	Matt Olson	132	Joey Wendle	14
2017	Renato Nuñez	47	Renato Nuñez/Franklin Barreto	141	Franklin Barreto/Jaff Decker	15
2018	Anthony Garcia	65	Sheldon Neuse	172	Jorge Mateo	25
2019	Andy Ibañez/Patrick Wisdom	53	Matt Davidson	151	Zack Granite	25
2021	Cooper Hummel	41	Zach Green	148	Matt Lipka	24
2022	Jon Singleton	117	Jon Singleton	161	Brice Turang	34
2023	Abraham Toro	49	Patrick Dorrian	127	Monte Harrison	18



ANNUAL PITCHING LEADERS

YEAR	WINS	LOSSES	EARNED RUN AVG. (112 IP)			
1978	Geoff Combe	12	Jay Howell	14	Bruce Berenyi	2.47
1979	Bill Kelly	13	Bill Dawley/Raul Ferreyra	9	Scott Brown	2.40
1980	Andy McGaffigan/Brian Ryder	15	Tom Filer/Brian Ryder	9	Andy McGaffigan	2.38
1981	Jamie Werly	13	Jamie Werly	11	Jamie Werly	2.59
1982	Clay Christiansen/Stefan Wever	16	Ben Callahan	13	Stefan Wever	2.78
1983	Kelly Scott	14	Mike Browning/Kelly Scott	7	Kelly Scott	2.92
1984	Bob Tewksbury	11	Ben Callahan	10	Bob Tewksbury	2.83
1985	Paul Voigt	11	Rich Monteleone	12	Paul Voigt	3.17
1986	Brian Denman/Jeff Robinson	10	Jeff Conner/Brian Denman	10	Jack Lazorko	3.20
1987	Scott Terry	11	Jeff Gray/Hugh Kemp/Scott Terry	10	Scott Terry	3.96
1988	Hugh Kemp	13	Norm Charlton/Hugh Kemp	10	Jack Armstrong	3.00
1989	Jack Armstrong	13	Keith Brown/Luis Vasquez	13	Jack Armstrong	2.91
1990	Chris Hammond	15	Rob Lopez	10	Chris Hammond	2.17
1991	Ross Powell	8	Tim Pugh	11	Tim Pugh	3.81
1992	Keith Brown/Tim Pugh	12	Gino Minutelli	12	Tim Pugh	3.55
1993	Rodney Bolton	10	Steve Schrenk	8	Rodney Bolton	2.88
1994	Scott Ruffcorn	15	Robert Ellis	10	Rodney Bolton	2.56
1995	Rodney Bolton	14	James Baldwin	9	Rodney Bolton	2.88
1996	Scott Ruffcorn	13	Steve Schrenk	10	Tom Fordham	3.45
1997	Nelson Cruz	11	Mike Bertotti	9	Mike Sirotko	3.28
1998	Sean Lawrence	12	Jimmy Anderson/Kris Benson	10	Sean Lawrence	5.02
1999	Jimmy Anderson	11	Bob Malacki	8	Jimmy Anderson	3.84
2000	Bronson Arroyo	8	Travis Baptist	10	Travis Baptist	5.62
2001	Sam McConnell/Don Wengert	7	Sam McConnell	10	Eric Moody	3.45
2002	Tony McKnight	11	Tony McKnight	14	Bronson Arroyo	2.96
2003	Nelson Figueroa/Ryan Vogelsong	12	Ryan Vogelsong	8	Nelson Figueroa	2.97
2004	Nelson Figueroa	12	John Van Benschoten	11	Dave Williams	3.47
2005	Rick Helling	9	Ben Hendrickson/Jeff Housman	12	Rick Helling	4.13
2006	Dennis Sarfate	10	Ben Hendrickson	8	Jared Fernandez	3.27
2007	R.A. Dickey	13	Zach Jackson	10	R.A. Dickey	3.72
2008	Sam Naron	9	Chris Narveson	13	Lindsay Gulin	3.54
2009	Tim Dillard	11	Lindsay Gulin	10	Tim Dillard/Chase Wright	4.51
2010	Sam Naron	9	Chris Waters	10	Chase Wright	5.13
2011	Josh Butler	9	Amaury Rivas	12	Frankie De La Cruz	3.38
2012	Wily Peralta/Claudio Vargas	7	Seth McClung	13	Wily Peralta	4.66
2013	Johnny Hellweg	12	Zach Kroenke	16	Johnny Hellweg	3.15
2014	Jimmy Nelson	10	Donovan Hand/Ariel Pena	8	Ariel Pena	4.56
2015	Barry Zito	8	Brad Mills	12	Barry Zito	3.46
2016	Dillon Overton	13	Angel Castro/Chris Smith	8	Dillon Overton	3.29
2017	Paul Blackburn/Ben Bracewell/Chris Jensen	5	Zach Neal	8	Paul Blackburn	3.05
2018	Dean Kiekhefer	8	Eric Jokisch	11	Eric Jokisch	4.06
2019	Tim Dillard	9	Tim Dillard	9	Tim Dillard	4.75
2021	Luke Barker	7	Alec Bettinger	7	Josh Lindblom	3.10
2022	Caleb Boushley	12	Tyler Herb/Josh Lindblom	7	Caleb Boushley	3.25
2023	Caleb Boushley/Robert Gasser	9	Janson Junk	10	Robert Gasser	3.79

ANNUAL PITCHING LEADERS

YEAR	GAMES	SAVES	INNINGS PITCHED
1978	Geoff Combe	66	Geoff Combe 9
1979	Raul Ferreyra	61	Geoff Combe 27
1980	Paul Boris	49	Paul Boris 9
1981	Curt Kaufman	44	Curt Kaufman 12
1982	Frank Ricci	38	Guy Elston 7
1983	Mark Silva	37	Mark Silva 6
1984	Johnny Baldwin	48	Randy Graham 17
1985	Chuck Cary	48	Chuck Cary/Sid Monge 8
1986	John Pacella	43	John Pacella 17
1987	Jeff Gray/Carl Willis	53	Jeff Gray 14
1988	Jeff Gray	42	Rob Dibble 13
1989	Jeff Gray	44	Mike Roester 10
1990	Joey Vierra	49	Bob Sebra 13
1991	Joey Vierra	62	Keith Brown 16
1992	Milt Hill	53	Milt Hill 18
1993	Brian Drahman	54	Brian Drahman 20
1994	Michael Mongiello	45	Dane Johnson 24
1995	Joey Vierra	56	Dane Johnson 15
1996	Rich Sauveur	61	Stacy Jones 12
1997	Todd Rizzo	54	Jeff Darwin 22
1998	Steve Mintz	56	Jeff McCurry 23
1999	Jim Dougherty	53	Jim Dougherty 10
2000	Cory Bailey	55	Cory Bailey 12
2001	Eric Moody	42	Brian Smith 11
2002	Scott Service	47	Brian Smith 7
2003	Jim Mann	51	Mark Corey 30
2004	Chris Fussell	51	Mark Corey 16
2005	Jeff Bennett	49	Jeff Bennett 13
2006	Mitch Stetter	51	Alec Zumwalt 15
2007	Dennis Sarfate	45	Luther Hackman 18
2008	Luis Pena	52	Luis Pena 15
2009	David Johnson	47	Chris Smith 17
2010	David Johnson	48	Chris Smith 26
2011	Zack Segovia	45	Mike McClendon 8
2012	Amaury Rivas	50	Jim Henderson 15
2013	Travis Webb	56	Rob Wooten 20
2014	Brent Leach	59	Rob Wooten 14
2015	Brock Huntzinger	43	Angel Castro/Ryan Cook 8
2016	Ryan Brasier	46	Tucker Healy 8
2017	Tucker Healy	35	Raul Alcantara/Simon Castro/Lou Trivino 8
2018	Jeremy Bleich	38	Bobby Wahl 11
2019	David Carpenter	39	David Carpenter 21
2021	Luke Barker	53	Luke Barker 13
2022	Hobie Harris	53	Trevor Kelley 9
2023	Alex Claudio	51	Thyago Vieira 8
			Jay Howell 166.0
			Bill Kelly 149.0
			Brian Ryder 201.0
			Jamie Werly 222.1
			Stefan Wever 214.0
			Kelly Scott 188.0
			Bob Tewksbury 172.0
			Brian Denman 181.2
			Brian Denman 163.0
			Scott Terry 181.2
			Norm Charlton 182.0
			Jack Armstrong 182.2
			Rodney Imes 169.2
			Tim Pugh 148.2
			Tim Pugh 169.2
			Steve Schrenk 122.1
			Steve Schrenk 178.2
			Rodney Bolton 131.1
			Scott Ruffcorn 149.0
			Rich Pratt 149.1
			Kris Benson 156.0
			Todd Van Poppel 163.2
			Travis Baptist 133.0
			Sam McConnell 134.1
			Tony McKnight 175.1
			Nelson Figueroa 151.1
			Nelson Figueroa 152.1
			Ben Hendrickson 155.2
			Ben Hendrickson 139.1
			Zach Jackson 169.2
			Lindsay Gulin 137.1
			Tim Dillard 147.2
			Chase Wright 151.0
			Sam Narron 160.0
			Wily Peralta 146.2
			Zach Kroenke 129.2
			Ariel Pena 128.1
			Barry Zito 138.0
			Chris Smith 130.2
			Zach Neal 99.0
			Eric Jokisch 148.2
			Tim Dillard 153.1
			Josh Lindblom 104.2
			Josh Lindblom 133.1
			Janson Junk 140.0



ANNUAL PITCHING LEADERS

YEAR	RUNS ALLOWED		BASES ON BALLS		STRIKEOUTS	
1978	Bill Dawley	78	Bruce Berenyi	63	Jay Howell	173
1979	Bill Dawley	72	Greg Hughes	63	Scott Brown	109
1980	Tom Filer	94	Tom Filer	86	Brian Ryder	134
1981	Mike Morgan	97	Jamie Werly	88	Jamie Werly	193
1982	Ben Callahan	109	Stefan Wever	80	Stefan Wever	191
1983	Kelly Scott	74	Mark Shiflett	68	Kelly Scott	113
1984	Ben Callahan	102	Chuck Tomaselli	89	Jim Rasmussen	84
1985	Brian Denman	93	Bryan Kelly	89	Rich Monteleone	97
1986	Brian Denman	108	Bryan Kelly	77	Jack Lazorko	119
1987	Scott Terry	94	Bill Cutshall	85	Jeff Montgomery	121
1988	Hugh Kemp	89	Hugh Kemp	68	Norm Charlton	161
1989	Keith Brown	99	Chris Hammond	96	Jack Armstrong	152
1990	Rodney Imes	82	Rodney Imes	68	Chris Hammond	149
1991	Rodney Imes	75	Ross Powell	63	Tim Pugh	89
1992	Gino Minutelli	96	Gino Minutelli	76	Mo Sanford	129
1993	Larry Thomas	73	Frank Campos	58	Frank Campos	86
1994	Steve Schrenk	71	James Baldwin	83	James Baldwin	156
1995	James Baldwin	76	James Baldwin	44	James Baldwin	89
1996	Scott Ruffcorn	71	Tom Fordham	69	Scott Ruffcorn	129
1997	Rich Pratt	89	Mike Bertotti	105	Nelson Cruz	93
1998	Kris Benson	102	Jimmy Anderson	72	Kris Benson	129
1999	Todd Van Poppel	95	Todd Van Poppel	62	Todd Van Poppel	157
2000	Travis Baptist	85	Jose Parra	65	Travis Baptist	93
2001	Sam McConnell	103	Steve Sparks	64	Sam McConnell	98
2002	Tony McKnight	108	Matt Guerrier	47	Salomon Torres	136
2003	Ryan Vogelsong	75	Ryan Vogelsong	54	Ryan Vogelsong	146
2004	Nelson Figueroa	79	John Van Benschoten	49	Nelson Figueroa	129
2005	Ben Hendrickson	100	Jeff Housman	72	Ben Hendrickson	122
2006	Jared Fernandez	64	Dennis Sarfate	78	Dennis Sarfate	117
2007	Zach Jackson	95	Zach Jackson	64	Zach Jackson	123
2008	Chris Narveson	90	Lindsay Gulin	73	Chris Narveson	125
2009	Tim Dillard	86	Lindsay Gulin	77	Lindsay Gulin	97
2010	Chase Wright	93	Chuck Lofgren	75	Chase Wright	93
2011	Sam Narron	99	Amaury Rivas	81	Frankie De La Cruz	126
2012	Seth McClung	82	Wily Peralta	78	Wily Peralta	146
2013	Zach Kroenke	73	Johnny Hellweg	81	Jimmy Nelson	91
2014	Ariel Pena	69	Ariel Pena	75	Ariel Pena	140
2015	Brad Mills	74	Barry Zito	60	Aaron Brooks	103
2016	Chris Smith	64	Chris Smith	45	Chris Smith	121
2017	Chris Jensen	59	Chris Jensen	29	Daniel Gossett	71
2018	Eric Jokisch	84	Eric Jokisch	46	Eric Jokisch	121
2019	Wes Benjamin	96	Wes Benjamin	53	Wes Benjamin	114
2021	Thomas Jankins	61	Quintin-Torres Costa, Patrick Weigel	38	Josh Lindblom	117
2022	Josh Lindblom	62	Ethan Small	58	Josh Lindblom	133
2023	Caleb Boushley	82	Caleb Boushley	51	Robert Gasser	166

ALL-TIME SOUNDS LEAGUE LEADERS

BATTING AVERAGE

1985 - Scott Madison (.341)
1986 - Bruce Fields (.368)
1993 - Matt Merullo (.332)

HITS

1980 - Buck Showalter (178)
1982 - Buck Showalter (152)
1990 - Skeeter Barnes (156)
1993 - Norberto Martin (179)
2015 - Joey Wendle (167)

RUNS

1980 - Steve Balboni (101)
1981 - Ted Wilborn (106)

RBI

1980 - Steve Balboni (122)
1994 - Drew Denson (103)

TOTAL BASES

1980 - Steve Balboni (288)
1982 - Brian Dayett (285)
1994 - Ray Durham (261)

DOUBLES

1981 - Don Mattingly (35)
1989 - Skeeter Barnes (39)

TRIPLES

1979 - Duane Walker (9)
1980 - Ted Wilborn (14)
1989 - Van Snider (9, 3-way tie)
1994 - Ray Durham & Gary Thurman (12, tie)
2001 - Tike Redman (10, two-way tie)
2004 - Rich Thompson (13)
2018 - Jorge Mateo (16)

HOME RUNS

1980 - Steve Balboni (34)
1988 - Van Snider (23)
1994 - Drew Denson (30)

STOLEN BASES

1988 - Lenny Harris (45)
2004 - Rich Thompson (41)

SLUGGING PCT.

2003 - J.J. Davis (.554)

WALKS

2022 - Jon Singleton (117)

FEWEST STRIKEOUTS PER PLATE APP.

1999 - Matt Howard (1:18.2 PA)

FIELDING PCT.

1978 - 2B Gene Menees (.977)
1979 - OF Paul Householder (.989)
C Dave Van Gorder (.992)
1980 - 1B Steve Balboni (.990)
1982 - P Clay Christiansen (1,000, two-way tie)
1983 - 3B Mike Pagliarulo (.954)
1994 - 2B Ray Durham (.973)
C Clemente Alvarez (.998)
P Steve Schrenk (1,000, 45 TC)
1995 - 1B Mike Robertson (.992)
2B Doug Brady (.975)
3B Olmedo Saenz (.939)
1996 - 1B Mike Robertson (.996)
1997 - OF Jeff Abbott (1,000, 243 TC)
P Rich Pratt (1,000, 42 TC)
1999 - 2B Matt Howard (.982)
2000 - 2B John Wehner (.984)
2001 - OF Ryan Radmanovich (.995)
2004 - C Keith McDonald (.997)
P Pat Mahomes (1,000, 45 TC)

FIELDING PCT. (cont'd)

2007 - C Mike Rivera (.997)
2009 - 1B Joe Koshansky (.997)
2B Hernan Iribarren (.990)
2011 - 2B Eric Farris (.983)
2012 - 2B Eric Farris (.988)
2015 - OF Jason Pridie (.993, 284 TC)
2016 - 2B Joey Wendle (.986, 565 TC)
2002 - P Matt Guernier (1,000, 46 TC)
2022 - P Caleb Boushley, Josh Lindblom (1,000)

WINS

1982 - Clay Christiansen & Stefan Wever (16, tie)
1989 - Jack Armstrong (12, four-way tie)
1990 - Chris Hammond (15)
1992 - Keith Brown & Tim Pugh (12, five-way tie)
1994 - Scott Ruffcorn (15)
1996 - Scott Ruffcorn (13)
2007 - R.A. Dickey (13)
2022 - Caleb Boushley (12)

SAVES

1986 - John Pacella (17)
2003 - Mark Corey (30, two-way tie)
2010 - Chris Smith (26)
2019 - David Carpenter (21)

WINNING PCT.

1979 - Greg Hughes (.733, 11-4)
1981 - Pete Filson (.833, 10-2, two-way tie)
1990 - Chris Hammond (.938, 15-1 - 2nd-best all-time in AA - Louisville's Ben Tincup, 1,000, 1921)
1994 - Scott Ruffcorn (.833, 15-3, two-way tie)
1999 - Jimmy Anderson (.846, 11-2)
2004 - Dave Williams (.750, 6-2)
2005 - Rick Helling (.750, 9-3)
2013 - Johnny Hellweg (.706, 12-5)
2022 - Caleb Boushley (.857, 12-2)
2023 - Robert Gasser (.900, 9-1)

ERA

1979 - Scott Brown (2.40)
1980 - Andy McGaffigan (2.38)
1982 - Stefan Wever (2.78)
1990 - Chris Hammond (2.17)
1993 - Rodney Bolton (2.88)
1995 - Rodney Bolton (2.88)

INNINGS PITCHED

1981 - Jamie Werly (222)
1985 - Brian Denman (182, tie)
1987 - Scott Terry (182)
2019 - Tim Dillard (153.1)

COMPLETE GAMES

2006 - Jared Fernandez (4)
2007 - R.A. Dickey (3, two-way tie)
2015 - Zach Neal (2, eight-way tie)
2017 - Corey Walter (2)

SHUTOUTS

1994 - Scott Ruffcorn (2, two-way tie)
2006 - Jared Fernandez (2, four-way tie)
2018 - James Naile (1, eight-way tie)
2022 - Tyler Heb (1, six-way tie)

STRIKEOUTS

1978 - Jay Howell (173)
1981 - Jamie Werly (193)
1982 - Stefan Wever (191)
1986 - Jack Lazorko (119)
1990 - Chris Hammond (149)
1994 - James Baldwin (156)
1999 - Todd Van Poppel (157)
2023 - Robert Gasser (166)



ALL-TIME BATTING LEADERS

GAMES		
PLAYER	NO.	YEARS
1. Skeeter Barnes	514	1979, '88-90
2. Chad Hermansen	468	1998-2002
3. Buck Showalter	453	1980-83
4. Caleb Gindl	445	2011-14
5. Mike Robertson	418	1994-96, '99
6. Leo Garcia	417	1987-88, '90-91
7. Tike Redman	407	2000-03, '09
8. Eddie Tanner	403	1987-90
9. Nate Chapman	384	1980-82
10. Joey Wendle	380	2015-17

AT-BATS		
PLAYER	NO.	YEARS
1. Skeeter Barnes	1848	1979, '88-90
2. Chad Hermansen	1751	1998-02
3. Buck Showalter	1671	1980-83
4. Tike Redman	1630	2000-03, '09
5. Caleb Gindl	1598	2011-14
6. Joey Wendle	1546	2015-17
7. Nate Chapman	1504	1980-82
8. Leo Garcia	1500	1987-88, '90-91
9. Mike Robertson	1382	1994-96, '99
10. Keith Lockhart	1321	1989-91

RUNS SCORED		
PLAYER	NO.	YEARS
1. Chad Hermansen	303	1998-2002
2. Skeeter Barnes	237	1979, '88-90
3. Nate Chapman	233	1980-82
4. Buck Showalter	231	1980-83
5. Joey Wendle	229	2015-17
6. Tike Redman	221	2000-03, '09
7. Caleb Gindl	211	2011-14
8. Brad Nelson	204	2005-08
9. Brendan Katin	200	2008-11
10. Leo Garcia	196	1987-88, '90-91

HITS		
PLAYER	NO.	YEARS
1. Skeeter Barnes	517	1979, '88-90
2. Buck Showalter	493	1980-83
3. Tike Redman	457	2000-03, '09
4. Joey Wendle	440	2015-17
5. Chad Hermansen	439	1998-2002
6. Caleb Gindl	435	2011-14
7. Nate Chapman	425	1980-82
8. Leo Garcia	404	1987-88, '90-91
9. Mike Robertson	356	1994-96, '99
10. Olmedo Saenz	350	1994-96

STOLEN BASES		
PLAYER	NO.	YEARS
1. Otis Nixon	133	1981-82
2. Tike Redman	103	2000-03, '09
3. Chad Hermansen	79	1998-2002
4. Lenny Harris	75	1987-88
5. Ted Wilborn	74	1980-81, '85
6. Leo Garcia	73	1987-88, '90-91
Nate Chapman	73	1980-82
8. Eric Farris	70	2010-12
9. Scottie Earl	69	1985-86, '88
Skeeter Barnes	69	1979, '88-90

DOUBLES		
PLAYER	NO.	YEARS
1. Joey Wendle	102	2015-17
2. Skeeter Barnes	94	1979, '88-90
3. Caleb Gindl	91	2011-14
4. Chad Hermansen	89	1998-2002
5. Brad Nelson	85	2005-08
6. Brendan Katin	83	2008-11
7. Buck Showalter	78	1980-83
8. Tim Laker	73	1998-2000
9. Mat Gamel	71	2008-11
Keith Lockhart	71	1989-91

TRIPLES		
PLAYER	NO.	YEARS
1. Tike Redman	32	2000-03, '09
2. Leo Garcia	26	1987-88, '90-91
Ted Wilborn	26	1980-81, '85
Nate Chapman	26	1980-82
5. Joey Wendle	25	2015-17
6. Duane Walker	18	1978-79
7. Van Snider	17	1988-89
8. Jorge Mateo	16	2018
Doug Brady	16	1993, '95-97
Buck Showalter	16	1980-83

HOME RUNS		
PLAYER	NO.	YEARS
1. Chad Hermansen	92	1998-2002
2. Brendan Katin	80	2008-11
3. Mike Robertson	57	1994-96, '99
4. Renato Nuñez	56	2016-17
5. Laynce Nix	54	2006-08
Drew Denson	54	1993-94
7. Mat Gamel	53	2008-11
8. Mike Rivera	52	2005-07, '09, '11
Brian Dayett	52	1980-82
10. Joe Koshansky	50	2009-10

RUNS BATTED IN		
PLAYER	NO.	YEARS
1. Chad Hermansen	286	1998-2002
2. Brendan Katin	265	2008-11
3. Skeeter Barnes	232	1979, '88-90
4. Mat Gamel	216	2008-11
Nate Chapman	216	1980-82
6. Drew Denson	206	1993-94
7. Buck Showalter	203	1980-83
8. Brad Nelson	199	2005-08
9. Olmedo Saenz	196	1994-96
10. Erik Peterson	182	1981-84

ALL-TIME PITCHING LEADERS

PLAYER	WINS	
	NO.	YEARS
1. Tim Dillard	48	2007-14, '19
2. Keith Brown	35	1988-92
3. Rodney Bolton	31	1993-95
4. Brian Keyser	30	1993-97
5. Chris Hammond	26	1989-90
6. Hugh Kemp	25	1987-89
7. Jamie Werly	25	1980-81, '83
8. Sam Narron	24	2008-11
9. Nelson Figueroa	24	2003-04
10. James Baldwin	23	1993-96

PLAYER	LOSSES	
	NO.	YEARS
1. Keith Brown	38	1988-92
2. Tim Dillard	33	2007-14, '19
3. Hugh Kemp	29	1987-89
4. Sam Narron	25	2008-11
5. Ben Callahan	23	1982-84
6. Chase Wright	22	2009-11
7. Bill Dawley	22	1978-79
8. Zach Jackson	21	2006-08
9. Gino Minutelli	21	1990-92
10. Luis Vasquez	21	1989-91
11. Charlie Mitchell	21	1988-91

PLAYER	GAMES	
	NO.	YEARS
1. Tim Dillard	242	2007-14, '19
2. Joey Viera	238	1990-92, '94-95
3. Mitch Stetter	183	2005-08, '10-12
4. Donovan Hand	169	2010-14
5. Rich Sauveur	160	1996, '98-99
6. Keith Brown	153	1988-92
7. Jeff Gray	139	1987-89
8. Milton Hill	138	1990-92
9. Charlie Mitchell	137	1988-91
10. Geoff Combe	120	1978-79

PLAYER	STARTS	
	NO.	YEARS
1. Hugh Kemp	73	1987-89
2. Keith Brown	72	1988-92
3. Tim Dillard	69	2007-14, '19
4. Sam Narron	68	2008-11
5. Chase Wright	64	2009-11
6. James Baldwin	56	1993-96
7. Nelson Figueroa	55	2003-04
8. Jamie Werly	55	1980-81, '83
9. Luis Vasquez	54	1989-91
10. Rodney Bolton	53	1993-95
11. Gino Minutelli	53	1990-92

PLAYER	SAVES	
	NO.	YEARS
1. Mark Corey	46	2003-04
2. Chris Smith	43	2009-10, '16
3. Rob Wooten	41	2012-14
4. Dane Johnson	39	1994-95
5. Geoff Combe	36	1978-79
6. Jeff Gray	26	1987-89
7. Rich Sauveur	25	1996, '98-99
8. Keith Brown	25	1988-92
9. Milton Hill	24	1990-92
10. Jeff McCurry	23	1998

PLAYER	INNINGS PITCHED	
	NO.	YEARS
1. Tim Dillard	710.0	2007-14, '19
2. Keith Brown	552.2	1988-92
3. Brian Keyser	493.1	1993-97
4. Sam Narron	450.2	2008-11
5. Hugh Kemp	444.0	1987-89
6. Jamie Werly	417.0	1980-81, '83
7. Rodney Bolton	363.0	1993-95
8. Chase Wright	358.1	2009-11
9. Charlie Mitchell	351.2	1988-91
10. Brian Denman	344.2	1985-86

PLAYER	RUNS ALLOWED	
	NO.	YEARS
1. Tim Dillard	398	2007-14, '19
2. Sam Narron	272	2008-11
3. Keith Brown	269	1988-92
4. Hugh Kemp	268	1987-89
5. Chase Wright	227	2009-11
6. Ben Callahan	214	1982-84
7. Zach Jackson	204	2006-08
8. Brian Denman	201	1985-86
9. Jamie Werly	181	1980-81, '83
10. James Baldwin	173	1993-96

PLAYER	HOME RUNS ALLOWED	
	NO.	YEARS
1. Tim Dillard	62	2007-14, '19
2. Sam Narron	54	2008-11
3. James Baldwin	46	1993-96
4. Hugh Kemp	43	1987-89
5. Chase Wright	40	2009-11
6. Tom Fordham	36	1996-97, '03
7. Matt Guerrier	35	2002-03
8. Zach Jackson	34	2006-08
9. Josh Lindblom	33	2021-22
10. Charlie Mitchell	32	1988-91

PLAYER	BASES ON BALLS	
	NO.	YEARS
1. Tim Dillard	233	2007-14, '19
2. Hugh Kemp	207	1987-89
3. Keith Brown	178	1988-92
4. Jamie Werly	174	1980-81, '83
5. Luis Vasquez	172	1989-91
6. James Baldwin	167	1993-96
7. Bryan Kelly	166	1985-86
8. Mike Bertotti	164	1995-97
9. Chris Hammond	159	1989-90
10. Lindsay Gulin	153	2007-09

PLAYER	STRIKEOUTS	
	NO.	YEARS
1. Tim Dillard	437	2007-14, '19
2. Jamie Werly	352	1980-81, '83
3. Keith Brown	333	1988-92
4. James Baldwin	321	1993-96
5. Chris Smith	296	2009-10, '16-17
6. Jack Armstrong	296	1988-89, '91
7. Chris Hammond	291	1989-90
8. Hugh Kemp	253	1987-89
9. Josh Lindblom	250	2021-22
10. Nelson Figueroa	250	2003-04



SINGLE-SEASON BATTING LEADERS

BATTING AVERAGE		
PLAYER	AVG.	YEAR
1. Bruce Fields	.368	1986
2. Darryl Brinkley	.355	1998
3. Scott Madison	.341	1985
4. Taylor Green	.336	2011
5. Matt Merullo	.332	1993
6. Magglio Ordonez	.329	1997
7. Aramis Ramirez	.328	1999
Geronimo Berroa	.328	1992
9. Jeff Abbott	.327	1997
10. Jeff Abbott	.325	1996

GAMES		
PLAYER	NO.	YEAR
1. Skeeter Barnes	145	1979
Gene Menees	145	1979
3. Skeeter Barnes	144	1990
Brian Dayett	144	1982
5. Duane Walker	143	1979
6. Buck Showalter	142	1980
Paul Householder	142	1979
8. Keith Smith	141	1983
Don Mattingly	141	1981
Steve Balboni	141	1980

AT-BATS		
PLAYER	NO.	YEAR
1. Norberto Martin	580	1993
2. Joey Wendle	577	2015
3. Ted Wilborn	553	1981
Gene Menees	553	1979
5. Buck Showalter	550	1980
6. Skeeter Barnes	548	1990
7. Don Mattingly	547	1981
8. Duane Walker	545	1979
9. Kerry Valrie	544	1995
10. Eric Farris	538	2011

RUNS SCORED		
PLAYER	NO.	YEAR
1. Ted Wilborn	106	1981
2. Steve Balboni	101	1980
3. Emil Brown	97	1999
Duane Walker	97	1979
5. Chris Truby	96	2004
6. Drew Denson	94	1994
Nate Chapman	94	1980
8. Paul Householder	93	1979
9. Aramis Ramirez	92	1999
10. Andy Ibáñez	91	2019

HITS		
PLAYER	NO.	YEAR
1. Norberto Martin	179	1993
2. Buck Showalter	178	1980
3. Don Mattingly	173	1981
4. Magglio Ordonez	172	1997
5. Joey Wendle	167	2015
6. Duane Walker	165	1979
7. Gene Menees	164	1979
8. Ted Wilborn	163	1981
9. Tommy Barrett	157	1984
Steve Balboni	157	1980

DOUBLES		
PLAYER	NO.	YEAR
1. Joey Wendle	42	2015
2. Chris Truby	41	2004
3. Skeeter Barnes	39	1989
4. Pat Tabler	38	1980
5. Taylor Green	36	2011
Brad Nelson	36	2008
Drew Denson	36	1993
Abraham Toro	36	2023
9. Aramis Ramirez	35	1999
Darryl Brinkley	35	1999
Jeff Abbott	35	1997
Don Mattingly	35	1981

TRIPLES		
PLAYER	NO.	YEAR
1. Jorge Mateo	16	2018
2. Duane Walker	15	1979
3. Ted Wilborn	14	1980
4. Rich Thompson	13	2004
5. Gary Thurman	12	1994
Ray Durham	12	1994
Ted Wilborn	12	1981
Nate Chapman	12	1980
Eddie Milner	12	1979
10. Tike Redman	11	2000

HOME RUNS		
PLAYER	NO.	YEAR
1. Brian Dayett	34	1982
Steve Balboni	34	1980
3. Matt Davidson	33	2019
Craig Wilson	33	2000
Dan Pasqua	33	1984
6. Renato Núñez	32	2017
Chad Hermansen	32	1999
8. Patrick Wisdom	31	2019
9. Drew Denson	30	1994
10. Mat Gamel	28	2011
Prince Fielder	28	2005
Chad Hermansen	28	1998

RUNS BATTED IN		
PLAYER	NO.	YEAR
1. Steve Balboni	122	1980
2. Drew Denson	103	1994
Drew Denson	103	1993
4. Matt Davidson	101	2019
5. Don Mattingly	98	1981
6. Chad Hermansen	97	1999
7. Mat Gamel	96	2011
Brian Dayett	96	1982
9. Paul Householder	95	1979
10. Brendan Katin	92	2009

BASES ON BALLS		
PLAYER	NO.	YEAR
1. Jon Singleton	117	2022
2. Otis Nixon	110	1981
3. Keith Smith	105	1984
4. Dan Pasqua	95	1984
5. Keith Smith	92	1983
6. Duane Walker	89	1979
7. Tommy Barrett	86	1984
8. Paul Householder	84	1979
9. Steve Balboni	82	1980
10. Brian Dayett	80	1982

STRIKEOUTS		
PLAYER	NO.	YEAR
1. Sheldon Neuse	172	2018
2. Joe Koshansky	166	2009
3. Brendan Katin	164	2009
4. Steve Balboni	162	1980
5. Jon Singleton	161	2022
6. Chad Hermansen	154	2001
7. Chad Hermansen	152	1998
Joe Koshansky	152	2010
9. Matt Davidson	151	2019
10. Dan Pasqua	148	1984
Zach Green	148	2021

STOLEN BASES		
PLAYER	NO.	YEAR
1. Otis Nixon	72	1981
2. Otis Nixon	61	1982
3. Tommy Barrett	53	1984
4. Nate Chapman	46	1980
Duane Walker	46	1979
6. Lenny Harris	45	1988
7. Ted Wilborn	43	1981
8. Alcides Escobar	42	2009
Tike Redman	42	2003
10. Rich Thompson	41	2004
Leo Garcia	41	1987

SINGLE-SEASON PITCHING LEADERS

WINS		
PLAYER	NO.	YEAR
1. Clay Christiansen	16	1982
Stefan Wever	16	1982
3. Scott Ruffcorn	15	1994
Chris Hammond	15	1990
Brian Ryder	15	1980
Andy McGaffigan	15	1980
7. Rodney Bolton	14	1995
Steve Schrenk	14	1994
Kelly Scott	14	1983
10. Dillon Overton	13	2016
R.A. Dickey	13	2007
Scott Ruffcorn	13	1996
Jack Armstrong	13	1989
Hugh Kemp	13	1988
Ben Callahan	13	1982
Jamie Werly	13	1981
Tom Filer	13	1980
Bill Kelly	13	1979

LOSSES		
PLAYER	NO.	YEAR
1. Zach Kroenke	16	2013
2. Tony McKnight	14	2002
Jay Howell	14	1978
4. Seth McClung	13	2012
Chris Narveson	13	2008
Luis Vasquez	13	1989
Keith Brown	13	1989
Ben Callahan	13	1982
Bill Dawley	13	1978
10. Brad Mills	12	2015
Amaury Rivas	12	2011
Jeff Housman	12	2005
Ben Hendrickson	12	2005
Matt Guerrier	12	2002
Gino Minutelli	12	1992
Rich Montelone	12	1985

EARNED RUN AVERAGE (min. 112 IP)		
PLAYER	ERA	YEAR
1. Chris Hammond	2.17	1990
2. Andy McGaffigan	2.38	1980
3. Scott Brown	2.40	1979
4. Bruce Berenyi	2.47	1978
5. Bill Kelly	2.51	1978
6. Rodney Bolton	2.56	1994
7. Jamie Werly	2.59	1981
8. Scott Ruffcorn	2.72	1994
Raul Ferreyra	2.72	1979
10. Stefan Wever	2.78	1982

INNINGS PITCHED		
PLAYER	NO.	YEAR
1. Jamie Werly	222.1	1981
2. Clay Christiansen	214.1	1982
3. Stefan Wever	214.0	1982
4. Brian Ryder	201.0	1980
5. Kelly Scott	188.0	1983
6. Tom Filer	187.1	1980
7. Jack Armstrong	182.2	1989
8. Norm Charlton	182.0	1988
9. Scott Terry	181.2	1987
Brian Denman	181.2	1985

SAVES		
PLAYER	NO.	YEAR
1. Mark Corey	30	2003
2. Geoff Combe	27	1979
3. Chris Smith	26	2010
4. Dane Johnson	24	1994
5. Jeff McCurry	23	1998
6. Jeff Darwin	22	1997
7. David Carpenter	21	2019
8. Rob Wooten	20	2013
Brian Drahman	20	1993
10. Luther Hackman	18	2007
Milt Hill	18	1992

GAMES		
PLAYER	NO.	YEAR
1. Geoff Combe	66	1978
2. Joey Viera	62	1991
3. Rich Sauveur	61	1996
Raul Ferreyra	61	1979
5. Brent Leach	59	2014
6. Travis Webb	56	2013
Steve Mintz	56	1998
Joey Viera	56	1995
9. Cory Bailey	55	2000
10. Dustin Molleken	54	2014
Todd Rizzo	54	1997
Brian Drahman	54	1993
Geoff Combe	54	1979

RUNS ALLOWED		
PLAYER	NO.	YEAR
1. Ben Callahan	109	1982
2. Tony McKnight	108	2002
Brian Denman	108	1986
4. Sam McConnell	103	2001
5. Kris Benson	102	1998
Ben Callahan	102	1994
7. Clay Christiansen	101	1982
8. Ben Hendrickson	100	2005
9. Sam Narron	99	2011
Jeff Housman	99	2005
Keith Brown	99	1989

HOME RUNS ALLOWED		
PLAYER	NO.	YEAR
1. Jeff Housman	27	2005
James Baldwin	27	1995
3. Kris Benson	26	1998
4. Josh Butler	24	2011
Chuck Lofgren	24	2002
6. Josh Lindblom	23	2022
Chris Narveson	23	2008
Todd Van Poppel	23	1999
9. Tony McKnight	22	2002
Rich Pratt	22	1997
Mo Sanford	22	1992

BASES ON BALLS		
PLAYER	NO.	YEAR
1. Mike Bertotti	105	1997
2. Chris Hammond	96	1989
3. Bryan Kelly	89	1985
Chuck Tomaselli	89	1984
5. Jamie Werly	88	1981
6. Rich Montelone	87	1985
7. Tom Filer	86	1980
8. Bill Cutshall	85	1987
Paul Voigt	85	1985
10. Luis Vasquez	84	1989

STRIKEOUTS		
PLAYER	NO.	YEAR
1. Jamie Werly	193	1981
2. Stefan Wever	190	1982
3. Jay Howell	173	1978
4. Robert Gasser	166	2023
5. Norm Charlton	161	1988
6. Todd Van Poppel	157	1999
7. James Baldwin	156	1994
Clay Christiansen	156	1982
9. Jack Armstrong	152	1989
10. Chris Hammond	149	1990

HISTORY



SOUNDS MONTHLY LEADERS

*Sounds monthly leaders (1998-Present)

HITS		
PLAYER	NO.	MONTH
1. Corey Hart	45	June, 2005
2. Eugenio Velez	44	August, 2014
3. Joey Wendle	42	August, 2015
Caleb Gindl	42	August, 2011
Tike Redman	42	August, 2002
6. Jason Bourgeois	41	June, 2009
Tony Gwynn, Jr.	41	May, 2006
Bryant Nelson	41	August, 2001
Aramis Ramirez	41	May, 2000
10. Jason Pridie	40	May, 2015
(3 others tied with 40)		

AVERAGE (min. 75 PA)

PLAYER	NO.	MONTH
1. Vinny Rottino	.420	August, 2006
2. Nick Solak	.414	August, 2019
3. Tyler Black	.413	September, 2023
Corey Hart	.413	June, 2005
5. Adam Stern	.406	August, 2010
6. Eugenio Velez	.405	April, 2014
7. Scooter Gennett	.403	April, 2013
8. Taylor Green	.398	June, 2011
9. Mat Gamel	.392	April, 2009
10. Scott Heineman	.388	July, 2019

RUNS

PLAYER	NO.	MONTH
1. Curtis Pridie	30	June, 2002
2. Andy Ibanez	29	August, 2019
Aramis Ramirez	29	May, 1999
4. Brice Turang	27	July, 2022
Corey Hart	27	June, 2005
6. Mat Gamel	26	August, 2011
Trent Oeltjen	26	June, 2010
Alcides Escobar	26	May, 2009
Tony Gwynn, Jr.	26	July, 2008
Joe Dillon	26	July, 2007
Chris Truby	26	August, 2004

RBI

PLAYER	NO.	MONTH
1. Chad Hermansen	33	July, 1999
2. Matt Davidson	30	August, 2019
3. Taylor Green	29	July, 2011
Joe Dillon	29	June, 2007
5. Mat Gamel	28	July, 2010
Chad Hermansen	28	May, 1999
7. Joe Koshansky	27	May, 2009
Prince Fielder	27	May, 2005
Ivan Cruz	27	May, 1999
10. Matt Olson	26	May, 2017
Mat Gamel	26	June, 2011
(3 others tied with 26)		

DOUBLES

PLAYER	NO.	MONTH
1. Matt Olson	13	May, 2016
2. Mat Gamel	12	August, 2010
Adam Hechter	12	August, 2008
Joe Dillon	12	July, 2007
Corey Hart	12	June, 2005
6. Abraham Toro	11	July, 2023
Mark Canha	11	July, 2017
Jaycob Brugman	11	June, 2016
Joey Wendle	11	August, 2015
Khris Davis	11	August, 2012
Eric Farris	11	August, 2011
(4 others tied with 11)		

STOLEN BASES

PLAYER	NO.	MONTH
1. Esteury Ruiz	15	September, 2022
2. Rich Thompson	13	June, 2004
3. Jason Bourgeois	12	July, 2009
Tike Redman	12	April, 2003
Tike Redman	12	May, 2003
6. Alcides Escobar	11	April, 2009
Jermaine Clark	11	April, 2006
8. Esteury Ruiz	10	August, 2022
Zack Granite	10	May, 2019
Eric Farris	10	May, 2012
Alcides Escobar	10	July, 2009
Alcides Escobar	10	May, 2009
(4 others tied with 10)		

WINS

PLAYER	NO.	MONTH
1. Daniel Mengden	5	August, 2016
Mike Fiers	5	April, 2014
Adam Pettyjohn	5	July, 2007
Jimmy Anderson	5	May, 1999
5. Colin Rea	4	September, 2021
Dean Kiekhefer	4	June, 2018
Ben Bracewell	4	August, 2017
Dillon Overton	4	June, 2016
Ariel Pena	4	July, 2014
Ariel Pena	4	May, 2014
(20 others tied with 4)		

ERA (min. 30 IP)

PLAYER	NO.	MONTH
1. Kevin Tolar	0.56	August, 2002
2. Mike Fiers	0.68	August, 2011
3. Mike Fiers	0.80	April, 2014
4. Don Wengert	0.95	April, 2001
5. Daniel Mengden	1.12	May, 2016
6. Brad Mills	1.16	May, 2014
7. Jimmy Nelson	1.34	May, 2014
8. John Wasdin	1.42	June, 2003
9. Daniel Gossett	1.54	July, 2017
10. Eric Moody	1.67	July, 2001

SAVES

PLAYER	NO.	MONTH
1. Chris Smith	10	April, 2010
2. Rob Wooten	9	June, 2013
Mark Corey	9	June, 2003
4. Jim Henderson	8	July, 2012
Luther Hackman	8	May, 2007
Mark Corey	8	May, 2003
7. David Carpenter	7	July, 2019
Rob Wooten	7	August, 2014
Chris Smith	7	May, 2009
Mark Corey	7	May, 2004
Mark Corey	7	July, 2003

STRIKEOUTS

PLAYER	NO.	MONTH
1. Mike Fiers	47	April, 2014
2. Mike Fiers	44	August, 2011
Nelson Figueroa	44	July, 2004
4. Ariel Pena	43	July, 2014
Brad Mills	43	May, 2014
Jimmy Nelson	43	August, 2013
7. Taylor Jungmann	42	August, 2014
Wily Peralta	42	July, 2012
Yovani Gallardo	42	May, 2007
Yovani Gallardo	42	April, 2007

SOUNDS PINCH-HIT HOME RUN HISTORY

Date	Player	Opponent	Date	Player	Opponent
6/6/80	Mark Johnston	Chattanooga	6/21/01	Warren Morris	Memphis
4/28/81	Rob Teegarden	Memphis	7/2/01	Chris Petersen	at Tucson
5/4/82	Dean Craig	at Memphis	4/17/02	Trace Coquillette	at Fresno (G2)
5/5/82	Pat Callahan	at Memphis	6/27/02	Humberto Cota	at Iowa
8/14/82	Gary Smith	at Memphis	7/7/02	Chris Pritchett	Iowa
5/5/85	Joe Pittman	at Buffalo	6/17/03	Brad King	Iowa
8/11/85	Chris Pittaro	at Buffalo	4/13/04	Luis Figueroa	at Albuquerque
7/5/86	Pedro Chavez	Buffalo	6/19/04	Andy Abad	Albuquerque (G2)
7/8/87	Eddie Tanner	at Louisville	5/26/05	Brad Nelson	at Portland
8/26/87	Orsino Hill	Indianapolis	7/21/06	Ozzie Chavez	at Oklahoma City
8/5/88	Buddy Pryor	Indianapolis	4/6/07	Callix Crabbe	New Orleans
5/2/89	Chris Jones	at Iowa	4/13/07	JD Closser	at New Orleans
6/6/89	Eddie Tanner	at Louisville	9/1/07	Callix Crabbe	at Memphis
9/4/90	Chris Jones	at Iowa	5/28/08	Adam Heether	at Albuquerque
7/22/91	Adam Casillas	Denver	8/27/08	Brendan Katin	Albuquerque
8/10/91	Stanley Jefferson	Indianapolis	7/3/09	Joe Koshansky	at Round Rock
5/16/92	Todd Trafton	Oklahoma City	8/23/09	Joe Koshansky	at Albuquerque
7/19/92	Troy Afenir	at Denver	8/28/09	Erick Almonte	at Round Rock
8/12/94	Javier Ortiz	at Oklahoma City	5/10/10	Joe Koshansky	at Albuquerque
5/8/95	Chris Cron	Iowa	7/1/10	Johnny Raburn	New Orleans
5/29/96	Mike Robertson	Oklahoma City	7/9/10	Adam Stern	Memphis (G2)
6/12/98	Darrell Whitmore	Iowa	8/7/10	Joe Koshansky	at Reno
6/13/98	Chance Sanford	at Tacoma	4/21/11	Mike Rivera	at New Orleans
7/10/98	T.J. Staton	New Orleans	4/30/11	Brendan Katin	Albuquerque
7/24/98	T.J. Staton	at Colo. Springs	6/12/11	Erick Almonte	at Albuquerque
8/14/98	Chad Hermansen	Tucson	6/18/11	Jordan Brown	at Memphis
8/20/98	Darryl Brinkley	at Fresno	7/4/11	Erick Almonte	Memphis
9/2/98	Darrell Whitmore	Memphis	6/20/12	Sean Halton	Oklahoma City
7/25/99	Chad Hermansen	Las Vegas	8/4/12	Sean Halton	at Fresno
8/22/99	Mike Robertson	at Las Vegas	4/18/14	Kevin Mattison	Memphis
4/24/00	Darryl Brinkley	at New Orleans	7/23/14	Pete Orr	Colorado Springs
6/26/00	Brent Brede	Memphis	7/6/16	Max Muncy	at Memphis
8/3/00	Alex Hernandez	Colorado Springs	5/13/21	Bubba Derby	Memphis
4/26/01	Andy Barkett	at Colorado Springs	9/16/23	Brent Diaz	at Charlotte

SOUNDS TO THROW A NO-HITTER

PLAYER

Jim Deshaies
 Bryan Kelly
 Jack Armstrong
 John Wasdin*
 Carlos Villanueva, Mike Meyers, Alec Zumwalt
 Manny Parra*
 Chris Smith, Sean Doolittle, Tucker Healy, Simon Castro

DATE & OPPONENT

5/4/84 vs. Columbus (GA) (7 Innings)
 7/17/85 vs. Oklahoma City
 8/7/88 vs. Indianapolis
 4/7/03 vs. Albuquerque
 7/15/06 vs. Memphis
 6/25/07 at Round Rock
 6/7/17 at Omaha

NO-HITTERS THROWN AGAINST THE SOUNDS

PLAYER

Jeff Cornell, Jacksonville
 Bob Veselic, Columbus (GA)
 Randy Johnson & Pat Pacilla, Indianapolis
 Rick Helling*, Oklahoma City
 Chris Gissell & Jesus Sanchez, Colorado Springs

DATE & OPPONENT

5/16/81 in Nashville
 8/25/83 in Columbus, GA
 8/6/88 in Nashville
 8/13/96 in Oklahoma City, Okla.
 8/2/03 in Nashville

*Perfect Game

SOUNDS TO HIT FOR THE CYCLE

PLAYER

Tike Redman 6/30/01 at Tucson

 J.R. House 5/21/04 at Sacramento

 Caleb Gindl 7/10/11 at Albuquerque

ORDER OF HITS

Single - 4th Inning
 Home Run - 6th Inning
 Double - 7th Inning
 Triple - 9th Inning
 Double - 1st Inning
 Single - 3rd Inning
 Home Run - 5th Inning
 Triple - 7th Inning
 Triple - 2nd Inning
 Home Run - 3rd Inning
 Double - 8th Inning
 Single - 9th Inning



SOUNDS GRAND SLAM HOME RUN HISTORY

Date	Player	Opponent	Date	Player	Opponent
4/24/79	Dave Van Gorder	Jacksonville	4/21/04	J.R. House	Albuquerque
8/19/79	Eddie Milner	Knoxville	4/27/04	J.R. House	Oklahoma
7/9/80	Pat Tabler	Savannah	6/24/04	J.R. House	at Iowa
7/26/80	Gary Smith	at Memphis	7/28/04	Rich Thompson	Salt Lake
4/20/81	Erik Peterson	at Orlando	9/3/04	Rich Thompson	at Memphis
5/3/81	Erik Peterson	at Charlotte	5/28/05	Prince Fielder	New Orleans
6/29/81	Ted Wilborn	Birmingham	6/18/05	Corey Hart	Iowa
8/4/81	Brian Poldberg	at Savannah	4/30/06	Corey Hart	at New Orleans
8/19/81	Willie McGee	at Birmingham	6/3/06	Mike Rivera	Albuquerque
5/2/82	Brian Poldberg	Jacksonville	6/12/06	Vinny Rottino	Omaha
8/12/82	Mark Salas	Memphis	6/15/06	Graham Koonce	Omaha
6/18/83	Vic Mata	Memphis	6/2/07	Joe Dillon	Tucson
7/13/83	Keith Smith	at Knoxville	6/24/07	Mike Rivera	at Round Rock
7/26/83	Derwin McNealy	Memphis	6/29/07	Brad Nelson	at Albuquerque
8/14/83	Keith Smith	at Knoxville	4/16/08	Laynece Nix	Omaha
8/19/83	Erik Peterson	Knoxville	5/25/08	Brad Nelson	at Memphis
6/5/87	Mike Manfre	Iowa	7/25/08	Carlos Corporan	Tacoma
8/31/87	Buddy Pryor	at Louisville	8/3/08	Chris Woodward	at Fresno
7/29/88	Luis Quinones	at Indianapolis	8/16/08	Adam Heether	at Round Rock
8/12/88	Van Snider	at Louisville	6/14/09	Cole Gillespie	Memphis
7/9/89	Tito Landrum	Oklahoma City	8/29/09	Hernan Iribarren	at Round Rock
6/16/90	Chris Jones	Louisville	5/25/10	Ray Olmedo	at Sacramento
9/9/90	Keith Lockhart	Omaha	5/31/10	Luis Cruz	Iowa
5/16/91	Reggie Jefferson	Oklahoma City	8/16/10	Mat Gamel	Salt Lake
6/6/91	Terry Lee	Rochester	8/29/10	Brendan Katin	New Orleans
4/30/92	Darnell Coles	Indianapolis	6/5/11	Taylor Green	at New Orleans
5/10/92	Gary Green	at Louisville	7/11/11	Taylor Green	at Albuquerque
5/15/92	Jeff Schulz	Denver	4/20/13	Cole Garner	Omaha
6/3/92	Russ Morman	Indianapolis	5/30/13	Sean Halton	Iowa
6/14/92	Russ Morman	Iowa	4/18/14	Kevin Mattison	Memphis
4/8/93	Chris Cron	Iowa	9/1/14	Jeremy Hermida	at Round Rock
7/26/93	Ron Coomer	New Orleans	4/21/16	Andrew Lambo	at Colo. Springs
8/8/93	Warren Newson	Louisville	5/12/16	Renato Nunez	at Iowa
5/3/94	Dan Howitt	Buffalo	5/28/16	Joey Wendle	at Salt Lake
8/10/94	Javier Ortiz	Buffalo	6/4/16	Joey Wendle	at Omaha
4/13/95	Fernando Ramsey	New Orleans	8/12/16	Bryan Anderson	Reno
7/16/95	Chris Snopek	at Indianapolis	8/23/16	Josh Rodriguez	at Omaha
8/18/95	Chris Snopek	at Buffalo	6/1/17	Franklin Barreto	at Iowa
5/7/96	Julio Vinas	at Louisville	7/19/17	Matt Olson	at Iowa
8/2/96	Doug Brady	Indianapolis	7/30/17	Mark Canha	Salt Lake
4/20/97	Gene Schall	Iowa	6/8/18	Anthony Garcia	Tacoma
4/13/98	Manny Martinez	Colo. Springs	7/17/18	Anthony Garcia	Omaha
5/10/98	Mark Smith	at Tucson	8/9/18	BJ Boyd	at Colo. Springs
5/11/98	Chad Hermansen	at Tucson	5/23/19	Zack Granite	Memphis
6/13/98	Chance Sanford	at Tacoma	7/31/19	Ronald Guzmán	El Paso
7/11/98	Tim Laker	New Orleans	8/13/19	Andy Ibáñez	at Sacramento
7/24/98	T.J. Staton	at Colo. Springs	6/18/21	Zach Green	at Gwinnett
5/31/99	Ivan Cruz	Tucson	4/22/22	Alex Jackson	vs. Charlotte
6/6/99	Dale Sveum	Memphis	4/30/22	Mark Mathias	at St. Paul
7/21/99	Ray Montgomery	New Orleans	6/3/22	Corey Ray	at Durham
8/23/99	Adam Hyzdu	Oklahoma	8/24/22	Joey Wiemer	at Durham
4/10/00	Ivan Cruz	at Iowa	9/4/22	Mario Feliciano	vs. Memphis
6/9/00	Brian Wood	at Colo. Springs	4/12/23	Jason Navarreto	vs. Norfolk
6/26/00	Brent Brede	Memphis	5/7/23	Patrick Dorrian	at St. Paul
5/29/01	Adam Hyzdu	New Orleans	6/28/23	Abraham Toro	at Memphis
6/10/01	Warren Morris	Omaha	7/21/23	Patrick Dorrian	vs. Jacksonville
7/19/01	Andy Barkett	Tacoma	7/28/23	Keston Hiura	at Norfolk
8/28/01	Humberto Cota	at Memphis			
6/2/02	Armando Romero	Oklahoma			
7/13/02	Humberto Cota	at Memphis			
7/17/02	Chris Pritchett	at Tacoma			
4/25/03	John Barnes	at Salt Lake			
8/22/03	Tony Alvarez	Oklahoma			
8/31/03	Dave Doster	at Albuquerque			

SOUNDS ORGANIZATION HONOR ROLL

AWARD	YEAR
Larry MacPhail Award	1978
Larry MacPhail Award	1980
Larry MacPhail Award	1981
Rawlings Woman Executive of the Year - Dot Cloud	1997
Rawlings Woman Executive of the Year - Sharon Ridley	2010
Ballpark Digest Executive of the Year - Doug Scopel	2018
Triple-A Freitas Award	2021
Minor League Baseball Organization of the Year	2022

SOUNDS PLAYERS HONOR ROLL

48 Sounds Named To Postseason All-Star Teams in Team History

YEAR	PLAYERS	YEAR	PLAYERS
1978:	Bruce Berenyi, Gene Menees	1994:	Ray Durham, Drew Denson, Scott Ruffcorn
1979:	Geoff Combe, Paul Householder, Duane Walker	1996:	Jeff Abbott
1980:	Steve Balboni, Andy McGaffigan, Buck Showalter, Pat Tabler	1997:	Jeff Abbott, Magglio Ordonez
1981:	Don Mattingly, Willie McGee, Jamie Werly	1999:	Chad Hermansen
1982:	Brian Dayett, Stefan Wever	2000:	Craig Wilson
1984:	Dan Pasqua, Keith Smith	2003:	John Barnes, Mark Corey
1985:	Darrell Brown, Scotti Madison	2007:	R.A. Dickey, Adam Pettyjohn
1986:	Bruce Fields, German Rivera	2009:	Alcides Escobar
1988:	Norm Charlton, Van Snider	2011:	Taylor Green
1989:	Skeeter Barnes	2013:	Johnny Hellweg
1990:	Chris Hammond	2014:	Jimmy Nelson
1991:	Terry Lee	2015:	Joey Wendle
1992:	Geronimo Berroa	2017:	Renato Nuñez
1993:	Norberto Martin, Esteban Beltre	2019:	David Carpenter
		2021:	Luke Barker
		2023:	Robert Gasser

SOUNDS TO WIN PLAYER OF THE WEEK HONORS

Player	Date Range	Player	Date Range
Kris Benson	June 1-7, 1998	Lindsay Gulin	May 12-18, 2008
Kevin Grijak	July 13-19, 1998	Lindsay Gulin	August 18-24, 2008
Kris Benson (co-winner)	August 10-16, 1998	Lindsay Gulin	June 1-7, 2009
Kevin Pickford (co-winner)	August 10-16, 1998	Jason Bourgeois	June 8-14, 2009
Darryl Brinkley	April 19-25, 1999	Tim Dillard	July 20-26, 2009
Ivan Cruz	June 7-13, 1999	Mike Fiers	August 29-Sept. 5, 2011
John Wehner	June 28-July 4, 1999	Brooks Conrad	May 21-27, 2012
Ivan Cruz	April 6-16, 2000	Wily Peralta	July 2-8, 2012
Frankie De La Cruz	July 18-24, 2001	Caleb Gindl	August 20-26, 2012
Dan Serafini	July 3-9, 2000	Hiram Burgos	August 27-Sept. 3, 2012
Don Wengert	April 16-22, 2001	Mike Fiers	April 28-May 4, 2014
Reed Secrist	July 16-22, 2001	Matt Clark	August 18-24, 2014
Ryan Vogel song	August 13-19, 2001	Barry Zito	May 25-June 1, 2015
Brian Meadows	June 3-9, 2002	Ryan Roberts	August 3-10, 2015
Bronson Arroyo	August 5-11, 2002	Dillon Overton	April 18-24, 2016
Kevin Tolar	August 19-25, 2002	Jaycob Brugman	June 6-12, 2016
John Wasdin	April 3-13, 2003	Bruce Maxwell	July 11-17, 2016
John Barnes	April 14-20, 2003	Jharel Cotton	August 8-14, 2016
Brian Meadows	April 14-20, 2003	Daniel Gossett	May 22-28, 2017
Brian Meadows	July 14-20, 2003	Chris Smith	June 5-11, 2017
Nelson Figueroa	August 4-10, 2003	Ben Bracewell	August 21-27, 2017
Ryan Vogel song	August 25-Sept. 1, 2003	James Naile	April 5-15, 2018
J.R. House	May 17-23, 2004	Patrick Wisdom	August 5-11, 2019
Nelson Figueroa	July 26-August 1, 2004	Joe Palumbo	August 12-18, 2019
Prince Fielder	May 23-29, 2005	Tyrone Taylor	May 24-30, 2021
Corey Hart	August 1-7, 2005	Aaron Ashby	May 31-June 6, 2021
Jared Fernandez	July 10-16, 2006	Ethan Small	June 21-26, 2022
Yovani Gallardo	May 14-20, 2007	Abraham Toro	June 27-July 2, 2023
Manny Parra	June 25-July 1, 2007	Evan McKendry	August 22-27, 2023
Seth McClung	August 6-12, 2007		
Layne Nix	August 13-19, 2007		



SOUNDS OPENING DAY LINEUPS

April 15, 1978

Mickey DuVal, CF
Randy Davidson, 2B
Tony Moretto, RF
George Weicker, 1B
Tim Doerr, 3B
Don Lyle, DH
Duane Walker, LF
Steve Hughes, SS
Mark Miller, C
Bill Dawley, P
Lost 4-2 at Memphis

April 9, 1982

Otis Nixon, SS
Huey Gayden, DH
Jeff Reynolds, 3B
Dean Craig, 1B
Tommie Dodd, RF
Brian Dayett, LF
Scott Bradley, C
Tim Knight, CF
Rex Hudler, 2B
Stefan Wever, P
Lost 10-9 (13 inn.) at Columbus (GA)

April 11, 1986

Scottie Earl, 2B
Pat Sheridan, CF
Tim Tolman, LF
German Rivera, 3B
Nelson Simmons, RF
Matt Nokes, C
Brian Harper, 1B
Bruce Fields, DH
Pedro Chavez, SS
Bryan Kelly, P
Won 6-3 vs. Indianapolis

April 6, 1990

Leo Garcia, CF
Paul Noce, SS
Skeeter Barnes, RF
Darryl Motley, DH
Kevin Pearson, 2B
Brian Lane, 3B
Reggie Jefferson, 1B
Chris Jones, LF
Donnie Scott, C
Rodney Imes, P
Lost 8-6 at Omaha

April 7, 1994

Norberto Martin, SS
Gary Thurman, CF
Dann Howitt, LF
Drew Denson, DH
Domingo Martinez, 1B
Javier Ortiz, RF
Olmedo Saenz, 3B
Ray Durham, 2B
Clemente Alvarez, C
Steve Schrenk, P
Won 10-5 at Oklahoma City

April 7, 1998

Manny Martinez, CF
Abraham Nunez, SS
Darrell Whitmore, LF
Ron Wright, 1B
Aramis Ramirez, 3B
Steve Decker, C
Chad Hermansen, 2B
Steve Bieser, RF
Sean Lawrence, P
Lost 7-2 at Iowa

April 16, 1979

Gary Redus, CF
Rafael Santo Domingo, SS
Paul Householder, RF
Rick Duncan, 1B
Gene Menees, 2B
Duane Walker, LF
Dave Van Gorder, C
Skeeter Barnes, 3B
Bill Dawley, P
Lost 7-1 at Jacksonville

April 8, 1983

Vic Mata, 2B
Scott Bradley, C
Tommie Dodd, DH
Rob Tegarden, LF
Mike Pagliarulo, 3B
Todd Demeter, 1B
Derwin McNealy, CF
Keith Smith, SS
Tim Knight, RF
Mark Shifflett, P
Lost 5-4 at Orlando

April 10, 1987

Max Venable, CF
Jeff Treadway, 2B
Chris Sabo, 3B
Ron Hemka, 1B
Dan Boever, LF
Orsino Hill, RF
Terry McGriff, C
Orlando Gonzalez, SS
Lenny Harris, DH
Scott Terry, P
Won 8-4 vs. Omaha

April 10, 1991

Billy Bates, 2B
Adam Casillas, LF
Reggie Jefferson, DH
Terry Lee, 1B
Denny Gonzalez, 3B
Chris Jones, RF
Leo Garcia, CF
Donnie Scott, C
Freddie Benavides, SS
Rodney Imes, P
Won 2-1 vs. Omaha

April 7, 1995

Fernando Ramsey, CF
Mike Robertson, 1B
Bob Zupcic, LF
Chris Cron, 3B
Henry Cotto, DH
Kerry Valrie, RF
Dave Miltien, SS
Junior Ortiz, C
Doug Brady, 2B
Brian Keyser, P
Won 6-3 at Buffalo

April 8, 1999

Chad Hermansen, CF
Emil Brown, RF
Aramis Ramirez, 3B
Ivan Cruz, 1B
Tim Laker, C
Doug Strange, 2B
Darryl Brinkley, DH
Ray Montgomery, LF
Kevin Polcovich, SS
Bob Milacki, P
Won 7-0 vs. Edmonton

April 11, 1980

Nate Chapman, CF
Buck Showalter, DH
Ken Baker, RF
Steve Balboni, 1B
Pat Tabler, 2B
Brian Dayett, 3B
Juan Espino, C
Willie McGee, LF
Rafael Santana, SS
Tom Filer, P
Lost 6-4 at Columbus (GA)

April 9, 1984

Tommy Barrett, 2B
Bobby Meacham, SS
Orestes Destrade, LF
Erik Peterson, 1B
Dan Pasqua, DH
Matt Gallegos, RF
Mark Blaser, 3B
Tim Knight, CF
Pat Dempsey, C
Jim Deshaies, P
Won 7-3 at Orlando

April 7, 1988

Scottie Earl, 2B
Dave Klipstein, CF
Van Snider, RF
Ron Roenicke, LF
Luis Quinones, SS
Marty Brown, 3B
Greg Monda, 1B
Doug Gwosdz, C
Norm Charlton, P
Won 7-6 vs. Indianapolis

April 9, 1992

Nick Capra, CF
Jeff Small, 2B
Jeff Stone, DH
Geronimo Berroa, LF
Darnell Coles, 3B
Mark Howie, 1B
Dan Wilson, C
Gary Green, SS
Ruben Escalera, RF
Gino Minutello, P
Lost 6-2 at Denver

April 4, 1996

Doug Brady, 2B
Fernando Ramsey, CF
Jose Munoz, DH
Olmedo Saenz, 3B
Jeff Abbott, RF
Mike Robertson, 1B
Kerry Valrie, RF
Julio Vinas, C
Craig Wilson, SS
Luis Andujar, P
Lost 8-5 vs. Buffalo

April 6, 2000

Tike Redman, CF
Abraham Nunez, SS
Darryl Brinkley, DH
Ivan Cruz, 1B
Ray Montgomery, LF
Emil Brown, RF
Jason Wood, 2B
Tim Laker, C
Jarrod Patterson, 3B
Danny Leon, P
Won 10-5 at Omaha

April 9, 1981

Otis Nixon, SS
Ted Wilborn, LF
Don Mattingly, 1B
Wes Robbins, DH
Rob Tegarden, RF
Brian Dayett, 3B
Willie McGee, CF
Kevin Shannon, C
Rafael Villaman, 2B
Jamie Werly, P
Won 8-7 vs. Birmingham

April 11, 1985

Bobby Mitchell, CF
Pedro Chavez, SS
Scottie Earl, 2B
Mike Laga, 1B
Ron Johnson, DH
Leon Roberts, RF
Mark Smith, LF
Bob Melvin, C
Tom O'Malley, 3B
Randy O'Neal, P
Won 3-1 vs. Buffalo

April 5, 1989

Keith Lockhart, 2B
Marty Brown, 1B
Luis Quinones, 3B
Van Snider, CF
Rolando Roomes, RF
Chris Jones, LF
Jeff Richardson, SS
Joe Oliver, C
Jack Armstrong, P
Lost 4-2 at Indianapolis

April 8, 1993

Shawn Jeter, CF
Esteban Beltre, SS
Chris Cron, 3B
Drew Denson, 1B
Brad Komminsk, RF
Scott Cepicky, LF
Joe Hall, DH
Matt Merullo, C
Norberto Martin, 2B
Larry Thomas, P
Won 8-5 vs. Iowa

April 4, 1997

Mike Cameron, CF
Jeff Abbott, LF
Greg Norton, 3B
Mario Valdez, 1B
Magglio Ordenez, RF
Gene Schall, DH
Robert Machado, C
Frank Menecchino, 2B
Craig Wilson, SS
Tom Fordham, P
Lost 4-3 (11 inn.) at Buffalo

April 4, 2001

Tike Redman, CF
Warren Morris, 2B
Chad Hermansen, LF
Craig Wilson, 1B
Adam Hyzdu, RF
Humberto Cota, C
Jason Wood, SS
Rob Mackowiak, 3B
Sam McConnell, P
Lost 3-2 at Memphis

SOUNDS OPENING DAY LINEUPS

April 4, 2002
 Tike Redman, CF
 Shawn Gilbert, SS
 Humberto Cota, C
 Ryan Radmanovich, RF
 Adam Hyzdu, LF
 Curtis Pride, DH
 Reed Secrist, 3B
 Chris Pritchett, 1B
 David Post, 2B
 Bronson Arroyo, P
Lost 12-5 vs. Sacramento

April 7, 2006
 Tony Gwynn, CF
 Dave Krynzal, LF
 Vinny Rottino, 3B
 Nelson Cruz, RF
 Brad Nelson, 1B
 Brent Abernathy, DH
 Jermaine Clark, 2B
 Mark Johnson, C
 Enrique Cruz, SS
 Ben Hendrickson, P
Lost 5-3 at Omaha

April 8, 2010
 Norris Hopper, CF
 Eric Farris, 2B
 Trent Oeltjen, LF
 Brendan Katin, RF
 Joe Koshansky, 1B
 Adam Heether, 3B
 Angel Salome, C
 Luis Cruz, SS
 Cameron Loe, P
Won 6-3 at Iowa

April 4, 2014
 Irving Falu, 3B
 Elian Herrera, 2B
 Robinson Diaz, C
 Hunter Morris, 1B
 Sean Halton, DH
 Caleb Gindl, RF
 Eugenio Velez, LF
 Hector Gomez, SS
 Kevin Mattison, CF
 Johnny Hellweg, P
Won 4-2 at Omaha

April 5, 2018
 Jorge Mateo, SS
 Dustin Fowler, CF
 Franklin Barreto, 2B
 Renato Nuñez, 1B
 Mark Canha, RF
 Sheldon Neuse, 3B
 Anthony Garcia, DH
 Nick Martini, LF
 Dustin Garneau, C
 James Naile, P
Won 11-0 at New Orleans

April 1, 2023 (Game 1)
 Sal Frelick, CF
 Tyler Naquin, RF
 Abraham Toro, 3B
 Keston Hiura, 1B
 Alex Jackson, DH
 Eddy Alvarez, 2B
 Payton Henry, C
 Andruw Monasterio, SS
 Blake Perkins, LF
 Caleb Boushley, P
Won 3-1 (8 inn.) vs. Louisville

April 3, 2003
 Tony Alvarez, LF
 Dave Doster, 2B
 Mike Gulan, 3B
 Adam Hyzdu, CF
 Carlos Rivera, 1B
 J.J. Davis, RF
 Humberto Cota, C
 Aaron Holbert, SS
 Ryan Vogelsong, P
Won 5-4 vs. Iowa

April 5, 2007
 Callix Crabbe, 2B
 JD Closser, C
 Drew Anderson, CF
 Ryan Braun, 3B
 Joe Dillon, LF
 Brad Nelson, 1B
 Vinny Rottino, RF
 Ozzie Chavez, SS
 Zach Jackson, P
Lost 4-1 vs. New Orleans

April 7, 2011
 Eric Farris, 2B
 Caleb Gindl, CF
 Mat Gamel, 1B
 Brett Carroll, RF
 Zelous Wheeler, 3B
 Brandon Boggs, LF
 Martin Maldonado, C
 Edwin Maysonet, SS
 Amaury Rivas, P
Won 5-1 vs. New Orleans

April 9, 2015
 Alden Carrithers, DH
 Andy Parrino, SS
 Max Muncy, 1B
 Jason Pridie, CF
 Kent Matthes, RF
 Bryan Anderson, C
 Joey Wendle, 2B
 Niuman Romero, 3B
 Matt Angle, LF
 Chris Bassitt, P
Lost 7-5 in Colorado Springs

April 13, 2019
 Zack Granite, DH
 Willie Calhoun, LF
 Matt Davidson, 1B
 Patrick Wisdom, 3B
 Danny Santana, CF
 Jose Trevino, C
 Nolan Fontana, 2B
 Eli White, SS
 Carlos Tocci, RF
 Taylor Hearn, P
Lost 5-4 vs. Iowa

April 8, 2004
 Tony Alvarez, LF
 Terry Shumpert, 2B
 Andy Abad, RF
 Ruben Mateo, CF
 Carlos Rivera, 1B
 Chris Truby, 3B
 Tomas de la Rosa, SS
 Keith McDonald, C
 Nelson Figueroa, P
Lost 6-3 vs. Colorado Springs

April 3, 2008
 Hernan Iribarren, LF
 Laynce Nix, CF
 Vinny Rottino, C
 Eric Munson, 1B
 Adam Heether, 3B
 Brendan Katin, RF
 Ozzie Chavez, SS
 Abraham Nunez, 2B
 Zach Jackson, P
Lost 5-2 vs. New Orleans

April 5, 2012
 Logan Schafer, CF
 Eric Farris, 2B
 Caleb Gindl, RF
 Taylor Green, 3B
 Sean Halton, 1B
 Corey Patterson, LF
 Martin Maldonado, C
 Edwin Maysonet, SS
 Wily Peralta, P
Lost 6-2 at New Orleans

April 4, 2016
 Tyler Ladendorff, CF
 Joey Wendle, 2B
 Jake Smolinski, LF
 Matt Olson, RF
 Chad Pinder, SS
 Rangel Ravelo, 1B
 Max Muncy, DH
 Renato Nuñez, 3B
 Bruce Maxwell, C
 Chris Smith, P
Lost 5-0 vs. Oklahoma City

May 4, 2021
 Dee Strange-Gordon, SS
 Derek Fisher, RF
 Dustin Peterson, 1B
 Jace Peterson, LF
 Zach Green, 3B
 Corey Ray, CF
 Mario Feliciano, C
 Jamie Westbrock, 2B
 Weston Wilson, DH
 Josh Lindblom, P
Lost 8-6 at Toledo

April 7, 2005
 Dave Krynzal, CF
 Rickie Weeks, 2B
 Prince Fielder, 1B
 Corey Hart, RF
 Brad Nelson, LF
 Kevin Orlic, 3B
 Pat Borders, C
 Steve Scarborough, SS
 Jose Capellan, P
Won 7-3 (7 inn.) vs. New Orleans

April 9, 2009
 Tony Gwynn, Jr., CF
 Alcides Escobar, SS
 Mat Gamel, 3B
 Brendan Katin, RF
 Joe Koshansky, RF
 Angel Salome, C
 Hernan Iribarren, 2B
 Jason Bourgeois, LF
 Sam Naron, P
Lost 7-5 vs. New Orleans

April 4, 2013
 Josh Prince, CF
 Scooter Gennett, 2B
 Hunter Morris, 1B
 Sean Halton, LF
 Caleb Gindl, RF
 Stephen Parker, 3B
 Blake Lalli, C
 Blake Davis, SS
 Tyler Thornburg, P
Won 5-4 vs. New Orleans

April 6, 2017
 Franklin Barreto, SS
 Jaff Decker, CF
 Renato Nuñez, DH
 Chris Parmelee, RF
 Chad Pinder, 2B
 Matt Olson, 1B
 Matt Chapman, 3B
 Bruce Maxwell, C
 Andrew Lamb, LF
 Daniel Gossett, P
Lost 2-1 (11 inn.) at Round Rock

April 5, 2022
 Corey Ray, CF
 Abraham Almonte, LF
 David Dahl, RF
 Jon Singleton, 1B
 Tyler White, DH
 Jamie Westbrock, 2B
 Bryce Turang, SS
 Weston Wilson, 3B
 Mario Feliciano, C
 Ethan Small, P
Won 5-4 vs. Durham

HISTORY

ALL-TIME RECORDS
 Season Openers: 21-24
 Home Openers: 27-18



POSTSEASON HISTORY

1979 (SOUTHERN LEAGUE)	DATE	OPPONENT	W/L	SCORE
Manager - George Scherger	September 3	Memphis	W	10-2
	September 4	at Memphis	L	4-3 (10)
	September 5	at Memphis	W	5-2

Defeated Memphis, two games to one in Western Division Finals

	DATE	OPPONENT	W/L	SCORE
Defeated Columbus, three games to one to win Southern League Championship	September 6	Columbus (GA)	L	4-3
	September 7	Columbus (GA)	W	3-1
	September 8	at Columbus (GA)	W	14-7
	September 9	at Columbus (GA)	W	6-2

1980 (SOUTHERN LEAGUE)	DATE	OPPONENT	W/L	SCORE
Manager - Stump Merrill	September 3	at Memphis	L	5-0
	September 4	at Memphis	L	8-4
	September 5	Memphis	W	10-9
	September 6	Memphis	L	6-3

Lost to Memphis, three games to one in Western Division Finals

1981 (SOUTHERN LEAGUE)	DATE	OPPONENT	W/L	SCORE
Manager - Stump Merrill	September 3	at Memphis	W	9-7 (12)
	September 4	at Memphis	W	16-8
	September 5	at Memphis	W	9-4

Defeated Memphis, three games to none in Western Division Finals

	DATE	OPPONENT	W/L	SCORE
Lost to Orlando, three games to one in Southern League Championship Series	September 11	at Orlando	L	4-2
	September 12	at Orlando	L	7-1
	September 13	Orlando	W	10-2
	September 14	Orlando	L	7-4

1982 (SOUTHERN LEAGUE)	DATE	OPPONENT	W/L	SCORE
Manager - Johnny Oates	September 3	at Knoxville	L	7-3
	September 4	at Knoxville	W	5-1
	September 5	Knoxville	W	3-0
	September 6	Knoxville	W	9-7

Defeated Knoxville, three games to one in Western Division Finals

	DATE	OPPONENT	W/L	SCORE
Defeated Jacksonville, three games to one to win Southern League Championship	September 7	at Jacksonville	L	3-2
	September 8	at Jacksonville	W	4-1
	September 9	Jacksonville	W	2-0
	September 10	Jacksonville	W	5-3 (13)

1983 (SOUTHERN LEAGUE)	DATE	OPPONENT	W/L	SCORE
Manager - Doug Holmquist	September 3	at Birmingham	W	7-6
	September 4	at Birmingham	L	4-3
	September 5	Birmingham	L	4-2
	September 6	Birmingham	W	6-1
	September 7	Birmingham	L	7-5

Lost to Birmingham, three games to two in Western Division Finals

1984 (SOUTHERN LEAGUE)	DATE	OPPONENT	W/L	SCORE
Manager - Jim Marshall	September 5	at Knoxville	W	5-4
	September 6	at Knoxville	L	6-3
	September 7	Knoxville	L	5-3
	September 8	Knoxville	L	4-3

Lost to Knoxville, three games to one in Western Division Finals

1990 (AMERICAN ASSOCIATION)	DATE	OPPONENT	W/L	SCORE
Manager - Pete Mackanin	September 5	at Omaha	L	1-0
	September 6	at Omaha	W	5-3
	September 7	Omaha	L	8-7 (20)
	September 8	Omaha	W	5-4
	September 9	Omaha	L	8-7

Lost to Omaha, three games to two in American Association Championship Series

POSTSEASON HISTORY

1993 (AMERICAN ASSOCIATION)	DATE	OPPONENT	W/L	SCORE
Manager - Rick Renick	September 8	Iowa	W	12-3
	September 9	Iowa	L	3-1
	September 10	Iowa	L	6-3
	September 11	at Iowa	L	5-2
	September 12	at Iowa	W	9-6
	September 13	at Iowa	W	4-1
	September 14	at Iowa	L	3-2 (11)

Lost to Iowa, four games to three in American Association Championship Series

1994 (AMERICAN ASSOCIATION)	DATE	OPPONENT	W/L	SCORE
Manager - Rick Renick	September 7	at New Orleans	W	4-0
	September 8	at New Orleans	W	10-4
	September 9	at New Orleans	W	7-5

Defeated New Orleans, three games to none in American Association Semifinals

DATE	OPPONENT	W/L	SCORE
September 11	Indianapolis	L	5-3
September 12	Indianapolis	W	1-0
September 13	at Indianapolis	L	6-3
September 14	at Indianapolis	L	7-5

Lost to Indianapolis, three games to one in American Association Championship Series

2003 (PACIFIC COAST LEAGUE)	DATE	OPPONENT	W/L	SCORE
Manager - Trent Jewett	September 3	Albuquerque	W	6-5
	September 4	Albuquerque	L	7-5
	September 5	at Albuquerque	W	12-10 (12)
	September 6	at Albuquerque	W	3-1

Defeated Albuquerque, three games to one in American Conference Finals

DATE	OPPONENT	W/L	SCORE
September 9	Sacramento	L	4-2
September 10	Sacramento	L	7-2
September 11	at Sacramento	L	8-1

Lost to Sacramento, three games to none in Pacific Coast League Championship Series

2005 (PACIFIC COAST LEAGUE)	DATE	OPPONENT	W/L	SCORE
Manager - Frank Kremblas	September 7	at Oklahoma	W	5-4
	September 8	at Oklahoma	L	7-5
	September 9	Oklahoma	L	2-1
	September 10	Oklahoma	W	3-1
	September 11	Oklahoma	W	7-3

Defeated Oklahoma, three games to two in American Conference Finals

DATE	OPPONENT	W/L	SCORE
September 13	Tacoma	W	8-6
September 14	Tacoma	W	11-5
September 16	at Tacoma	W	5-2 (13)

Defeated Tacoma, three games to none to win Pacific Coast League Championship

2006 (PACIFIC COAST LEAGUE)	DATE	OPPONENT	W/L	SCORE
Manager - Frank Kremblas	September 6	Round Rock	W	4-0
	September 7	Round Rock	L	4-3
	September 8	at Round Rock	L	6-5 (10)
	September 9	at Round Rock	W	2-0
	September 10	at Round Rock	L	8-0

Lost to Round Rock, three games to two in American Conference Finals

2007 (PACIFIC COAST LEAGUE)	DATE	OPPONENT	W/L	SCORE
Manager - Frank Kremblas	September 5	at New Orleans	L	3-2
	September 6	at New Orleans	L	5-1
	September 7	New Orleans	W	6-5 (10)
	September 8	New Orleans	L	6-0

Lost to New Orleans, three games to one in American Conference Finals

2016 (PACIFIC COAST LEAGUE)	DATE	OPPONENT	W/L	SCORE
Manager - Steve Scarsone	September 7	at Oklahoma City	W	10-7
	September 8	at Oklahoma City	L	5-2
	September 9	Oklahoma City	W	6-5
	September 10	Oklahoma City	L	7-1
	September 11	Oklahoma City	L	10-9

Lost to Oklahoma City, three games to two in American Conference Finals

2022 (INTERNATIONAL LEAGUE)	DATE	OPPONENT	W/L	SCORE
Manager - Rick Sweet	October 1	vs, Durham	L	13-0

Lost to Durham in International League Championship Game
 League Championship Appearances: 1979, 1981, 1982, 1990, 1993, 1994, 2003, 2005
 League Championships: 1979, 1982, 2005



HISTORY

SKEETER BARNES

1979, 1988-1990

00

William Henry "Skeeter" Barnes III ranks as one of the all-time fan favorites at Greer Stadium and currently stands as the Nashville Sounds career leader in hits (517), doubles (94), at-bats (1,898), and games played (514).

He played two stints with the Sounds, in 1979 (AA-Reds) and again from 1988-90 (AAA-Reds) and ranks among the top three in every major offensive category on the Nashville career leaderboard.

Barnes enjoyed success during both stints as a member of the Sounds. He was a member of Nashville's first Southern League championship-winning squad in 1979, pacing the club with 145 games played in his second year as a pro.



He excelled at the plate in his second go-around in Music City, pacing the Triple-A American Association with 39 doubles in 1989 to earn a spot on the league's postseason All-Star team and led the circuit with 156 hits in 1990, a year in which he also ranked among the league leaders with 83 runs scored and 34 stolen bases in helping guide the Sounds to a berth in the American Association championship series (Nashville lost to Omaha, 3-2).

The 16-year veteran spent time in the Cincinnati, Montreal, Philadelphia, St. Louis, Milwaukee, Pittsburgh, and Detroit organizations during his pro career after being selected by the Reds in the first round (16th overall selection) of the June 1978 draft.

Barnes spent parts of nine major league seasons with the Reds, Expos, Cardinals, and Tigers and accumulated a .259 average over 353 ML games. It was Skeeter's versatility as a utility player that earned him a spot in the big leagues. Barnes played seven different positions at the major-league level, a feat that most cannot list on their resume.

Additional highlights of Barnes' major- and minor-league career include:

- Hit a career-high .368 for the rookie-level Billings Mustangs during his first pro season in 1978 ... and lost the Pioneer League batting race by nearly 100 points to teammate Eddie Milner, whose .462 mark still stands as an unsurpassed standard in any minor league season of 200 or more at-bats.
- Selected as team MVP and Eastern League All-Star in 1982 after a full year with Waterbury (AA-Reds).
- Initiated a triple play for Detroit on July 3, 1992, catching an attempted squeeze bunt by Seattle's Omar Vizquel, tagging Dave Valle and throwing to first baseman Cecil Fielder to force out Harold Reynolds in the fifth inning.

Skeeter Barnes' #00 was retired by the Nashville Sounds in the early 1990s.

CAREER STATISTICS

YEAR	CLUB	AVG	G	AB	R	H	2B	3B	HR	RBI	BB	SO	SB	CS
1979	Nashville (AA)	.266	145	500	54	133	19	4	12	77	27	64	5	3
1988	Nashville (AAA)	.259	101	328	43	85	15	0	4	34	17	40	15	3
1989	Nashville (AAA)	.303	124	472	57	143	39	3	6	55	32	59	15	6
1990	Nashville (AAA)	.285	144	548	83	156	21	2	7	66	47	57	34	11
Nashville Totals		.280	514	1848	237	517	94	9	29	232	123	220	69	23
Minor League Totals		.296	1633	5985	883	1773	337	52	121	900	464	622	278	99
Major League Totals		.259	353	614	95	159	30	4	14	83	41	74	20	18

HISTORY

RETIRED NUMBERS

TIM DILLARD
2007-2014, 2019

17

Timothy Charles Dillard will go down as one of the all-time greats in Nashville Sounds history. The former right-hander is the career leader in wins (48), innings pitched (710.0), games (242) and strikeouts (437).

He played in parts of nine seasons from 2007-14 (Milwaukee Brewers) and 2019 (Texas Rangers) and ranks among franchise leaders in nearly every major pitching category.

Dillard made his Triple-A debut with the Sounds in 2007, being rated as Milwaukee's 15th-best prospect by Baseball America entering the season. His first win in Triple-A came on May 14 at Salt Lake, pitching all nine innings in a 4-3 triumph. He helped lead Nashville to an appearance in the Pacific Coast League American Conference Finals vs. New Orleans.

In 2008, Dillard switched into a bullpen role for the first time in his professional career. He made 23 scoreless appearances for the Sounds and posted a 1.99 ERA (63.1 IP/14 ER) in 37 outings. Dillard also made his Major League debut in 2008, tossing a scoreless frame for the Brewers on May 23 at Washington.



Dillard's first breakout year with Nashville came in 2009 when he led the team with 11 wins (1st in PCL) and 147.2 innings pitched. He was tabbed as the PCL Pitcher of the Week from July 20-26 (8.0 IP, 1 H, 0 ER) after retiring 22-consecutive Memphis batters on July 22.

Switching to a sidearm delivery in 2010, Dillard set a new Sounds single-season record with 16 hit batters (shattering the previous high of 11). Despite this infamous mark, he allowed just five runs in final 29.0 innings over his last four starts of the campaign.

Dillard continued to bounce between Nashville and Milwaukee in 2011 and 2012. He picked up his first Major League win on June 5, 2011 at Florida after retiring the final five batters of the contest.

Despite beginning the next two seasons in the independent Atlantic League, Dillard found his way back to Greer Stadium in 2013 and 2014. A rarity in professional baseball, Dillard found his home in Middle Tennessee after playing with Nashville in eight consecutive seasons.

As affiliations changed, Dillard stayed in the Brewers system from 2015-18 and pitched for Triple-A Colorado Springs. Following a four season hiatus, Dillard returned to the Sounds in 2019 after signing with the Texas Rangers in the prior offseason. He proceeded to lead the Sounds with nine wins and the PCL with 153.1 innings. The then 36-year-old ended his Nashville Sounds career on a high note, earning the win while striking out nine over 7.0 innings on September 1, 2019 vs. San Antonio.

On the same night as his bobblehead giveaway, Tim Dillard's #17 was retired in an on-field ceremony on July 29, 2022.

CAREER STATISTICS

YEAR	CLUB	W-L	ERA	G	GS	CG	SH	SV	IP	H	R	ER	HR	HB	BB	SO	WP
2007	Nashville (AAA)	8-4	4.74	34	16	1	0	0	133.0	167	72	70	13	7	37	62	3
2008	Nashville (AAA)	6-1	1.99	37	0	0	0	2	63.1	57	21	14	5	2	28	55	1
2009	Nashville (AAA)	11-7	4.51	24	24	2	1	0	147.2	162	86	74	11	11	52	64	4
2010	Nashville (AAA)	5-7	4.12	41	8	0	0	1	109.1	98	53	50	6	16	32	82	4
2011	Nashville (AAA)	4-2	3.58	17	0	0	0	1	37.2	31	19	15	3	2	13	30	0
2012	Nashville (AAA)	1-1	9.42	14	0	0	0	0	14.1	28	16	15	4	2	8	9	0
2013	Nashville (AAA)	4-2	4.40	38	0	0	0	0	47.0	43	27	23	2	4	25	29	2
2014	Nashville (AAA)	0-0	14.54	4	0	0	0	0	4.1	11	8	7	2	2	1	3	0
2019	Nashville (AAA)	9-9	4.75	33	21	1	0	0	153.1	169	93	81	16	20	37	103	4
Nashville Totals		48-33	4.42	242	69	4	1	4	710.0	766	395	349	62	66	233	437	18
Minor League Totals		93-69	4.14	511	139	10	4	18	1440.1	1497	778	663	105	142	428	1003	62
Major League Totals		1-4	4.70	73	0	0	0	0	84.1	95	52	44	9	3	29	62	3



HISTORY

RETIRED NUMBERS

DON MATTINGLY

1981

18

Donald Arthur Mattingly played just one season in Nashville but made quite an impression on Music City while manning first base for the New York Yankees' Double-A affiliate in 1981.

Mattingly batted .316 (173-for-547) with seven homers and 98 RBIs in 141 games with the Sounds that season. He led the team in games played, hits, doubles (35) and RBIs; his 35 doubles were also the tops in the Southern League that year.

He also ranked among team leaders in hitting (2nd), at-bats (2nd), runs scored (4th-74), homers (T-4th), and walks (2nd-64). Mattingly only struck out an impressive 55 times in his 547 at-bats that year.

At the end of the year, he was named the Yankees' Minor League Player of the Year as well as to the TOPPS and Southern League All-Star teams.

"Donnie Baseball" established himself as one of the preeminent major-league stars of the 1980s. He hit for average and power, fielded his position at first base with brilliance and displayed a work ethic and charisma reminiscent of Yankee greats of the past.



He became an everyday major league player in 1984 and hit 23 homers en route to capturing the batting title on the last day of the season with a .343 average that edged teammate Dave Winfield's .340. In doing so, he became the first Yankee left-handed hitter to bat over .340 since Lou Gehrig hit .351 in 1937.

Mattingly established himself as a dominant hitter from 1984 through 1989. In each of those seasons, he hit over .300, collected more than 186 hits, and -- except for 1988 -- drove in 100 or more runs. During that period, no major league player had more RBIs than his 684, and only Wade Boggs (1,269) had more hits than Mattingly's 1,219. Mattingly displayed his power in 1985 when, batting third in the Yankee lineup, he amassed career highs of 35 home runs and a league-leading 145 RBIs en route to being named AL MVP (note: Willie McGee, another former Sound and Mattingly's

teammate on the 1981 Nashville squad, captured the NL MVP award that year while playing for the St. Louis Cardinals).

In 1986, Mattingly set new Yankees marks for doubles (53) and hits (238) in a season, becoming the first Yankee since Lou Gehrig to log three consecutive 200-hit seasons. During the 1987 season, Mattingly set or tied five remarkable major league records. He hit six grand slams to set a new single-season mark (he had never hit one prior to 1987). He tied Dale Long's 1956 record by homering in eight consecutive games from July 8-18. His 10 homers during that period were a major league record for total homers in an eight-game streak, and his concurrent streak of 10 games with at least one extra-base hit broke Babe Ruth's 1921 AL record. The power streak ended on July 20, the night Mattingly tied the major league record of 22 putouts by a first baseman in a nine-inning game.

From 1985 through 1989, he won five consecutive Gold Glove awards at first base. Along with Chick Gandil (1916-1919) of the legendary Chicago "Black Sox," Mattingly (1984-1987) holds the record of leading AL first basemen in fielding percentage for four consecutive years. Upon his retirement in 1997, his .996 lifetime fielding percentage at first base tied him for the all-time lead. His extraordinary fielding skills allowed him to play second base and third base on a few occasions despite throwing left-handed.

Don Mattingly returned to Greer Stadium on August 12, 1999, when his #18 was retired by the Nashville in an on-field ceremony.

CAREER STATISTICS

YEAR	CLUB	AVG	G	AB	R	H	2B	3B	HR	RBI	BB	SO	SB	CS
1981	Nashville (AA)	.316	141	547	74	173	35	4	7	98	64	55	4	2
Minor League Totals		.332	500	1482	288	612	112	16	37	346	232	132	17	16
Major League Totals		.307	1785	7003	1007	2153	442	20	222	1099	588	444	14	9

ALL-TIME NASHVILLE SOUNDS ROSTER

NAME	YEAR(S)	MLB SERVICE
A (48)		
Abad, Andy	2004, '07	A's 01, Red Sox 03, Reds 06
Abad, Fernando	2023	Astros 10-12, Nationals 13, A's 14-15, Twins 16, Red Sox 16-17, Giants 19, Orioles 21, Rockies 23
Abbott, Jeff	1996-97	White Sox 97-00, Marlins 01
Abernathy, Brent	2006	Devil Rays 01-03, Royals 04, Twins 05
Acevedo, Juan	2004	Rockies 95/00, Mets 97, Cardinals 98-99, Brewers 00, Marlins 01, Tigers 02, Yankees 03, Blue Jays 03
Adames, Willy	2022	Rays 18-21, Brewers 21-23
Adams, Mike	2005-06	Brewers 04-06, Padres 08-11, Rangers 11-12, Phillies 13-14
Afenir, Troy	1992	Astros 87, A's 90-91, Reds 92
Ah Yat, Paul	1999-01	
Alcantara, Arismendy	2016	Cubs 14-15, A's 16, Reds 17
Alcantara, Raul	2016-18	A's 16-17
Aldrich, Russell	1979	
Alexander, Jason	2022-23	Brewers 22
Aliotti, Anthony	2015	
Allard, Kolby	2019	Braves 18/23, Rangers 19-22
Allen, Luke	2004	Dodgers 02, Rockies 03
Allen, Neil	1990	Mets 75-83, Cardinals 83-85, Yankees 85/87-89, White Sox 86-87, Indians 89
Almonte, Abraham	2022	Mariners 13-14, Padres 14-15/20, Indians 15-17, Royals 18, Diamondbacks 19, Braves 21, Red Sox 22, Mets 23
Almonte, Erick	2009-12	Yankees 01/03, Brewers 11
Almonte, Hector	2004	Marlins 99, Red Sox 03, Expos 03
Alvarez, Clemente	1993-94	
Alvarez, Eddy	2023	Marlins 20-21, Dodgers 22
Alvarez, Henderson	2016	Blue Jays 11-12, Marlins 13-15
Alvarez, Jose	1991-92	Braves 81-82, 88-89
Alvarez, R.J.	2015-16, '21	Padres 14, A's 15
Alvarez, Tavo	1998	Expos 95-96
Alvarez, Tony	2003-04	Pirates 02/04
Alvarez, Wilson	1993	Rangers 89, White Sox 91-97, Giants 97, Devil Rays 98-00/02, Dodgers 03-04
Anderson, Brett	2018	A's 09-13/18-19, Rockies 14, Dodgers 15-16, Cubs 17, Blue Jays 17, Brewers 20-21
Anderson, Brian	2023	Marlins 17-22, Brewers 23
Anderson, Bryan	2015-16	Cardinals 10/12, White Sox 13, A's 14-15
Anderson, Drew	2006-07, '09-10	Brewers 06
Anderson, Jimmy	1998-2000	Pirates 99-02, Reds 03, Cubs 04, Red Sox 04
Anderson, Josh	2010	Astros 07, Braves 08, Tigers 09, Royals 09
Andrews, Clayton	2021/23	Brewers 23
Andujar, Luis	1996, 2000	White Sox 95-96, Blue Jays 96-98
Angle, Matt	2015	Orioles 11
Aquino, Greg	2007	Diamondbacks 04-06, Brewers 07, Orioles 08, Indians 09
Aquino, Ismael	2018	
Arlis, Patrick	2009-11	
Armstrong, Jack	1988-89, '91	Reds 88-91, Indians 92, Marlins 93, Rangers 94
Armstrong, Mike	1979	Padres 80-81, Royals 82-83, Yankees 84-86, Indians 87
Arroyo, Bronson	1999-2002	Pirates 00-02, Red Sox 03-05, Reds 06-13/17, Diamondbacks 14
Ashby, Aaron	2021/23	Brewers 21-22
Aven, Bruce	2000	Indians 97/02, Marlins 99, Pirates 00, Dodgers 00-01
Axford, John	2009-10, '17	Brewers 09-13/21, Cardinals 13, Indians 14, Pirates 14, Rockies 15, A's 16-17, Blue Jays 18, Dodgers 18
Ayers, Mike	2000-01	
B (126)		
Bailey, Cory	2000	Red Sox 93-94, Cardinals 95-96, Giants 97-98, Royals 01-03
Baker, Brian	2012	



ALL-TIME NASHVILLE SOUNDS ROSTER

Baker, Doug	1985-86	Tigers 84-87, Twins 88-90
Baker, Kenny	1980	
Baker, Robbie	2022	
Balboni, Steve	1980	Yankees 81-83/89-90, Royals 84-88, Mariners 88, Rangers 93
Baldwin, James	1993-96	White Sox 95-01, Dodgers 01, Mariners 02, Royals 03, Twins 03, Mets 04, Orioles 05, Rangers 05
Baldwin, Johnny	1984	
Balfour, Grant	2007	Twins 01/03-04, Brewers 07, Rays 07-10/14-15, A's 11-13
Bandy, Jett	2019	Angels 15-16, Brewers 18
Banes, David	1982	
Baptist, Travis	2000	Twins 98
Barfield, John	1993	Rangers 89-91
Barker, Luke	2021-22	Brewers 22
Barkett, Andy	2001	Pirates 01
Barlow, Joe	2019	Rangers 21-23
Barnes, John	2003	Twins 00-01
Barnes, Skeeter	1979, '88-90	Reds 83-84/89, Expos 85, Cardinals 87, Tigers 91-94
Barnwell, Chris	2005-07	Brewers 06
Barreto, Franklin	2016-18	A's 18-20, Angels 20
Barrett, Tommy	1984	Phillies 88-89, Red Sox 92
Barthol, Blake	2003	
Bassitt, Chris	2015, '17-18	White Sox 14, A's 15-21, Mets 22, Blue Jays 23
Bateman, Joe	2008	
Bates, Billy	1990-91	Brewers 89-90, Reds 90
Battle, Allen	1997	Cardinals 95, A's 96
Bawcom, Logan	2017	
Bay, Jason	2004	Padres 03, Pirates 03-08, Red Sox 08-09, Mets 10-12, Mariners 13
Bayless, Trevor	2015	
Beattie, Andrew	2006	
Beck, Preston	2019	
Beeler, Pete	1991	
Bell, Derek	2001	Blue Jays 91-92, Padres 93-94, Astros 95-99, Mets 00, Pirates 01
Beltre, Esteban	1993	White Sox 91-92, Rangers 94-95, Red Sox 96
Benavides, Freddie	1989-91	Reds 91-92, Rockies 93, Expos 94
Benjamin, Wes	2019	Rangers 20-21
Bennett, Jeff	2003, '05, '10	Brewers 04, Braves 07-09, Rays 09
Bennett, Nick	2022-23	
Benson, Kris	1998, 2002	Pirates 99-00/02-04, Mets 04-05, Orioles 06, Rangers 09, Diamondbacks 10
Berblinger, Jeff	2001	Cardinals 97
Bere, Jason	1993, '95-97	White Sox 93-98, Reds 98-99, Brewers 99-00, Indians 00/03, Cubs 01-02
Berenyi, Bruce	1978	Reds 80-84, Mets 84-86
Bergman, Dave	1985	Yankees 75,77, Astros 78-81, Giants 81-83, Tigers 84-92
Berroa, Geronimo	1992	Braves 89-90, Reds 92, Marlins 93, A's 94-97, Orioles 97, Indians 98, Tigers 98, Blue Jays 99, Dodgers 00
Berry, Mark	1987	
Bersano, Mark	1982-83	
Bertotti, Mike	1995-97	White Sox 95-97
Bettinger, Alec	2021-22	Brewers 21
Bianchi, Jeff	2012-14	Brewers 12-14, Red Sox 15
Bibbs, Kennard	2006	
Bibens-Dirkx, Austin	2019	Rangers 17-18
Bieser, Steve	1998-99	Mets 97, Pirates 98
Bird, Kyle	2019	Rangers 19
Birtas, Tim	1988, '90	A's 85-86, Reds 88-90
Black, Tyler	2023	
Blackburn, Paul	2017	A's 17-22
Blair, Carson	2015-16	A's 15
Blaser, Mark	1983-84	
Blazek, Michael	2014	Cardinals 13, Brewers 13/15-17, Nationals 19
Bleich, Jeremy	2018	A's 18
Boever, Dan	1987-88	
Boggs, Brandon	2011	Rangers 08-10, Brewers 11

ALL-TIME NASHVILLE SOUNDS ROSTER

Bolt, Skye	2023	A's 19/21-22, Giants 21
Bolton, Rodney	1993-95	White Sox 93/95
Bolton, Tom	1995, '98	Red Sox 87-92, Reds 92, Tigers 93, Orioles 94
Borders, Pat	2005	Blue Jays 88-94/99, Royals 95, Astros 95, Cardinals 96, Angels 96, Indians 97-99, Mariners 01-04/05, Twins 04
Boris, Paul	1980	Twins 82
Boscan, J.C.	2006	Braves 10-12
Bourgeois, Jason	2009	White Sox 08, Brewers 09, Astros 10-12, Royals 12, Rays 13, Reds 14-15
Boushley, Caleb	2022-23	Brewers 23
Boxberger, Rod	1981	
Boyd, BJ	2016/18	
Boyd, Jason	1999, 2004	Pirates 99/04, Phillies 00, Padres 02, Indians 03
Bracewell, Ben	2017-18	
Braddock, Zach	2010-11	Brewers 10-11
Bradley, Scott	1982-83, '92	Yankees 84-85, White Sox 86, Mariners 86-92, Reds 92
Brady, Doug	1993, '95-97	White Sox 95
Brady, Michael	2017	A's 17
Bragg, Sam	2018	
Branson, Jeff	1991-92	Reds 92-97, Indians 97-98
Brantley, Mickey	1992	Mariners 86-89
Branyan, Russell	2005, '08	Indians 98-02/10, Reds 02-03, Brewers 04-05/08, Devil Rays 06, Padres 06/07, Phillies 07, Cardinals 07, Mariners 09/10, Diamondbacks 11, Angels 11
Brasier, Ryan	2015-16	Angels 13, Red Sox 18-23, Dodgers 23
Braun, Ryan	2007	Brewers 07-20
Bray, Steve	2006-08	
Brede, Brent	2000	Twins 96-97, Diamondbacks 98
Breining, Fred	1985-86	Giants 80-83, Expos 84
Brinkley, Darryl	1998-2000	
Brito, Luis	1998	
Brooks, Aaron	2015	Royals 14-15, A's 15/18-19, Orioles 19
Brooks, Frank	2003-04	Pirates 04, Braves 05
Brosseau, Mike	2022-23	Rays 19-21, Brewers 22-23
Brothers, Rex	2022	Rockies 11-15, Braves 17-18, Cubs 20-21
Brown, Adrian	1998-2000, '02	Pirates 97-02, Red Sox 03, Royals 04, Rangers 06
Brown, Darrell	1985	Tigers 81, A's 82, Twins 83-84
Brown, Emil	1999-2000	Pirates 97-01, Padres 01, Reds 03, Royals 05-07, A's 08, Mets 09
Brown, Jordan	2011-12	Indians 10, Marlins 13
Brown, Keith	1988-92	Reds 88-92
Brown, Marty	1988-89	Reds 88-89, Orioles 90
Brown, Randy	1998	
Brown, Scott	1978-79	Reds 81
Brown, Zack	2021-22	
Browning, Mike	1982-83, '85	
Browning, Tom	1987	Reds 84-94, Royals 95
Broxton, Keon	2021	Pirates 15, Brewers 16-18, Mets 19, Orioles 19, Mariners 19
Bruback, Matt	2003	
Brugman, Jaycob	2016-17	A's 17
Brumfield, Jacob	1992	Reds 92-94, Pirates 95-96, Blue Jays 96-97/99, Dodgers 99
Bruney, Brian	2010	Diamondbacks 04-05, Yankees 06-09, Nationals 10, White Sox 12
Bruno, Joe	1989	
Buchanan, Bob	1992	Reds 85, Royals 89
Buchter, Ryan	2018	Braves 14, Padres 16-17, Royals 17, A's 18-19, Angels 20, Diamondbacks 21
Buckner, Billy	2014	Royals 07, Diamondbacks 08-10, Angels 13, Padres 14
Bukauskas, J.B.	2023	Diamondbacks 21, Mariners 23, Brewers 23
Buller, Dayton	2011-13	
Burgos, Hiram	2012-14	Brewers 13
Burke, Brock	2019	Rangers 19/22
Burke, Tim	1983	Expos 85-91, Mets 91-92, Yankees 92
Burnett, Sean	2004	Pirates 04/07-09, Nationals 10-12, Angels 13-14
Burns, Billy	2015-16	A's 14-16, Royals 16-17
Burns, Mike	2009	Reds 06, Red Sox 06, Brewers 09
Bush, Dave	2008	Blue Jays 04-05, Brewers 06-10, Rangers 11



ALL-TIME NASHVILLE SOUNDS ROSTER

Bush, Matt	2023	Rangers 16-18/21-22, Brewers 22-23
Bushing, Chris	1992-94	Reds 93
Butler, Josh	2009-12	Brewers 09
Butterfield, Brian	1982	
C (112)		
Cahill, Trevor	2018	A's 09-11/18, Diamondbacks 12-14, Braves 15, Cubs 15-16, Padres 17, Royals 17, Angels 19, Giants 20 Pirates 21
Cain, Lorenzo	2008, '10, '21	Brewers 10/18-22, Royals 11-17
Calhoun, Willie	2019	Rangers 17-22, Giants 22, Yankees 23
Callahan, Ben	1982-84	A's 83
Callahan, Pat	1980-83	
Camacho, Joseph	2017-18	
Cameron, Mike	1997, 2008	White Sox 95-98, Reds 99, Mariners 00-03, Mets 04-05, Padres 06-07, Brewers 08-09, Red Sox 10-11, Marlins 11 Royals 04-05, Devil Rays 06-07, Blue Jays 08-11, Cubs 12-13, Phillies 14
Camp, Shawn	2001-03	
Campbell, Noah	2023	
Campos, Frank	1993	
Canale, George	1998	Brewers 89-91
Candaele, Casey	1998	Expos 86-88, Astros 88/90-93, Indians 96-97
Canha, Mark	2017-18	A's 15-21, Mets 22-23, Brewers 23
Capellan, Jose	2005, '07	Braves 04, Brewers 05-07, Tigers 07, Rockies 08
Cappuccio, Carmine	1995-97	
Cappuzello, George	1979, '84	Tigers 81, Astros 82
Capra, Nick	1992	Rangers 82-83/85/91, Royals 88
Capuano, Chris	2010	Diamondbacks 03, Brewers 04-07/10/16, Mets 11, Dodgers 12-13, Red Sox 14, Yankees 14-15 Rockies 17, Braves 18-19
Carle, Shane	2019	Padres 08, Diamondbacks 09, Indians 10/12
Carlin, Luke	2015	Astros 11-12, Blue Jays 12, Braves 13-14, Yankees 15 Nationals 15, Rangers 19
Carpenter, David	2019	
Carrithers, Alden	2015	
Carroll, Brett	2011	Marlins 07-10, Brewers 11, Nationals 12
Carson, Matt	2015	A's 09-10, Twins 12, Indians 13
Carter, Chris	2017	A's 10-12, Astros 13-15, Brewers 16, Yankees 17
Carter, Jeff	1993	White Sox 91
Caruso, Gene	1998	
Cary, Chuck	1985-86, '93	Tigers 85-86, Braves 87-88, Yankees 89-91, White Sox 93
Casillas, Adam	1990-91	
Castaneda, Victor	2021-22	
Castillo, Carlos	1997	White Sox 97-99
Castillo, Frank	1999	Cubs 91-97, Rockies 97, Tigers 98, Blue Jays 00, Red Sox 01-02/04
Castillo, Jesus	2021	
Castro, Angel	2015-16	A's 15
Castro, Luis	2021	
Castro, Simon	2017-18	White Sox 13, Rockies 15, A's 17
Cate, Troy	2008	Cardinals 07
Caufield, Chuckie	2010	
Cedeno, Blas	2002	
Cepicky, Scott	1993	
Chapman, Matt	2016-17	A's 17-21, Blue Jays 22-23
Chapman, Nate	1980-82	
Charlton, Norm	1987-88	Reds 88-92/00, Mariners 93/95-97/01-02, Phillies 95, Orioles 98, Braves 98, Devil Rays 99
Chavez, Ozzie	2006-08, '13	
Chavez, Pedro	1985-86	
Chavez, Wilton	2006	
Choate, Randy	2008	Yankees 00-03, Diamondbacks 04-07, Rays 09-10, Marlins 11-12, Dodgers 12, Cardinals 13-15
Christiansen, Clay	1981-82	Yankees 84
Christiansen, Jason	1999	Pirates 95-00, Cardinals 00-01, Giants 01-05, Angels 05
Chrysler, Clint	2001	
Chulk, Vinnie	2012	Blue Jays 03-06, Giants 06-08, Indians 09, Brewers 12

ALL-TIME NASHVILLE SOUNDS ROSTER

Cirillo, Jeff	2005	Brewers 94-99/05-06, Rockies 00-01, Mariners 02-03, Padres 04, Twins 07, Diamondbacks 07
Clark, Jermaine	2006	Tigers 01, Rangers 03, Reds 04, A's 05
Clark, Matt	2014	Brewers 14
Claudio, Alex	2023	Rangers 14-18, Brewers 19-20/23, Angels 21, Mets 22
Clemons, Chris	1997	White Sox 97
Cleto, Ambioris	2000	
Clontz, Brad	1999-2000	Braves 95-97, Dodgers 98, Mets 98, Pirates 99-00
Closser, JD	2007	Rockies 04-06
Coca, Yeison	2021-22	
Cody, Chris	2009	
Coffey, Todd	2010	Reds 05-08, Brewers 08-10, Nationals 11, Dodgers 12
Coffman, Jim	1983	
Coke, Phil	2015	Yankees 08-09/15, Tigers 10-14, Cubs 15, Blue Jays 15, Pirates 16
Coker, Calvin	2018	
Cole, Hunter	2019	
Coleman, Ken	1994	
Coles, Darnell	1992	Mariners 83-85/88-90, Tigers 86-87/90, Pirates 87-88, Giants 91, Reds 92, Blue Jays 93-94, Cardinals 95, Rockies 97
Collins, Dave	1987	Angels 75-76, Mariners 77, Reds 78-81/87-89, Yankees 82, Blue Jays 83-84, A's 85, Tigers 86, Cardinals 90
Collins, Isaac	2023	
Colome, Jesus	2009	Devil Rays 01-06, Nationals 07-09, Brewers 09, Mariners 10
Colvard, Benny	1990	
Combe, Geoff	1978-79	Reds 80-81
Conner, Jeff	1985-86	
Conrad, Brooks	2012	A's 08, Braves 09-11, Brewers 12, Rays 12, Padres 14
Contreras, Luis	2022-23	
Cook, Ryan	2015	Diamondbacks 11, A's 12-15, Red Sox 15
Coolbaugh, Scott	1992	Rangers 89-90, Padres 91, Cardinals 94
Coomer, Ron	1993	Twins 95-00, Cubs 01, Yankees 02, Dodgers 03
Cooper, Don	1980	Twins 81-82, Blue Jays 83, Yankees 85
Coquillet, Trace	2002	Expos 99-00
Corbett, Doug	1978	Twins 80-82, Rockies 82-86, Orioles 87
Cordova, Francisco	1999, 2001	Pirates 96-01
Corey, Mark	2003-04	Mets 01-02, Rockies 02, Pirates 03-04
Corporan, Carlos	2008-09	Brewers 09, Astros 11-14, Rangers 15
Costello, Fred	1995	
Cota, Humberto	2001-04	Pirates 01-07
Cotto, Henry	1995	Cubs 84, Yankees 85-87, Mariners 88-93, Marlins 93
Cotton, Jharel	2016-17	A's 16-17, Rangers 21, Twins 22, Giants 22
Cotton, John	1997, 2001	
Coughlin, Kevin	1993, '95	
Coulombe, Daniel	2016, '18	Dodgers 14-15, A's 15-18, Twins 20-22
Cousins, Jake	2021-23	Brewers 21-23
Cozens, Dylan	2021	Phillies 18-19
Crabbe, Callix	2007-08	Padres 08
Craig, Dean	1982	
Cravy, Tyler	2014	Brewers 15-16
Crawford, Carlos	1998	Phillies 96
Cron, Chris	1993, '95	Angels 91, White Sox 92
Crudale, Mike	2004	Cardinals 02-03, Brewers 03
Cruz, Enrique	2006	Brewers 03, Reds 07
Cruz, Ivan	1999-00	Yankees 97, Pirates 99-00, Cardinals 02
Cruz, Luis	2010	Pirates 08-09, Brewers 10, Dodgers 12-13, Yankees 13
Cruz, Nelson	1997	White Sox 97, Tigers 99-00, Astros 01-02
Cruz, Nelson R.	2005-06	Brewers 05, Rangers 06-13, Orioles 14, Mariners 15-18, Twins 19-21, Rays 21, Nationals 22
Cruz, Victor	1985	Blue Jays 78, Indians 79-80, Pirates 81, Rangers 83
Csefalvay, John	1984	
Curtis, Jermaine	2017	Cardinals 13
Curtis, Zac	2019	Diamondbacks 16, Mariners 17, Phillies 17-18, Rangers 18
Cusack, Rocky	1986	
Cutshall, Bill	1987	



ALL-TIME NASHVILLE SOUNDS ROSTER

D (80)

Dabney, Fred	1993	
Dahl, David	2021-22	Rockies 16/18-20, Rangers 21, Padres 23
Dahl, Greg	1978	
Dalena, Pete	1983-84	Indians 89
Daniels, David	1998	
d'Arnaud, Chase	2019	Pirates 11-12/14, Phillies 15, Braves 16-17, Red Sox 17 Padres 17, Giants 18
Darwin, Jeff	1996-97	Mariners 94, White Sox 96-97
Davidson, Matt	2019	Diamondbacks 13/22, White Sox 16-18, Reds 20, A's 22
Davidson, Randy	1978	
Davis, Blake	2013	Orioles 11
Davis, Doug	2010	Rangers 99-03, Blue Jays 03, Brewers 03-06/10, Diamondbacks 07-09, Cubs 11
Davis, Ike	2015	Mets 10-14, Pirates 14, A's 15, Yankees 16
Davis, J.J.	2003-04	Pirates 02-04, Nationals 05
Davis, John	1985, '95	Royals 87, White Sox 88-89, Padres 90
Davis, Jonathan	2022	Blue Jays 18-21, Yankees 21, Brewers 22, Marlins 23
Davis, Kane	1999, 2005	Indians 00, Brewers 00/05, Rockies 01, Mets 02, Phillies 07
Davis, Kentrail	2013	
Davis, Khris	2012-13	Brewers 13-15, A's 16-20/21, Rangers 21
Dawley, Bill	1978-79	Astros 83-85, White Sox 86, Cardinals 87, Phillies 88, A's 89
Dayett, Brian	1980-82	Yankees 83-84, Cubs 85-87
Decker, Jaff	2017	Padres 13, Pirates 14-15, Rays 16, A's 17
Decker, Steve	1998	Giants 90-92/96, Marlins 93/95, Rockies 96, Angels 99
DeFrancesco, Tony	1988, '90-91	
De La Cruz, Frankie	2011, '13	Tigers 07, Marlins 08, Padres 09, Brewers 11
De La Rosa, Eury	2015	Diamondbacks 13-14
De La Rosa, Anderson	2010, '13	
De la Rosa, Tomas	2002-04	Expos 00-01, Giants 06
De La Torre, Jose	2014	Red Sox 13
De Los Santos, Fautino	2012	A's 11-12
Del Pozo, Miguel	2019	Angels 19, Pirates 20, Tigers 21
Demaria, Chris	2006	Royals 05, Brewers 06
Demeter, Todd	1983	
Dempsey, Pat	1984	
Denman, Brian	1985-86	Red Sox 82
Denson, Drew	1993-94	Braves 89, White Sox 93
Depreta-Johnson, Tyler	2019	
Derby, Bubba	2021	
Deshaies, Jim	1984	Yankees 84, Astros 85-91, Padres 92, Giants 93, Twins 93-94, Phillies 95
DeShields, Delino	2019	Rangers 15-19, Indians 20, Reds 21
Dessens, Elmer	1998, 2007	Pirates 96-98, Reds 00-02, Diamondbacks 03-04, Dodgers 04-06, Royals 06, Brewers 07, Rockies 07, Braves 08, Mets 09-10
Destrade, Orestes	1984	Yankees 87, Pirates 88, Marlins 93-94
Detwiler, Ross	2016-17	Nationals 07/09-14, Rangers 15, Braves 15, Indians 16, A's 16, Mariners 18, White Sox 19-20, Marlins 21, Padres 21, Reds 22
Devanney, Cam	2022-23	
Devenenzi, Jordan	2016	
Dewey, Duane	1984	
Dewey, Mark	2001	Giants 90/95-96, Mets 92, Pirates 93-94
Diaz, Brent	2021-23	
Diaz, Kiki	1992	
Diaz, Robinson	2014	Blue Jays 08, Pirates 08-09
Dibble, Rob	1987-88	Reds 88-93, White Sox 95, Brewers 95
Dickey, R.A.	2007	Rangers 01/03-06, Mariners 08, Twins 09, Mets 10-12, Blue Jays 13-16, Braves 17
DiFelice, Mark	2007-08, '11	Brewers 08-09/11
Dillard, Tim	2007-14, '19	Brewers 08-09/11-12
Dillon, Joe	2007-08	Marlins 05, Brewers 07-08, Rays 09
Diorio, Mike	2000	
DiSarcina, Glenn	1996	
Dodd, Tommie	1982-83	Orioles 86
Doerr, Tim	1978	

ALL-TIME NASHVILLE SOUNDS ROSTER

Doman, Roger	1998	
Donaldson, Bo	2001	
Donaldson, Josh	2023	A's 10/12-14, Blue Jays 15-18, Guardians 18, Braves 19, Twins 20-21, Yankees 22-23, Brewers 23
Doolittle, Ryan	2016	
Doolittle, Sean	2015-16	A's 12-17, Nationals 17-20, Reds 21, Mariners 21, Nationals 22
Dorrian, Patrick	2022-23	
Doster, Dave	2003	Phillies 96/99
Doubront, Felix	2017	Red Sox 10-14, Cubs 14, Blue Jays 15, A's 15
Dougherty, Jim	1999, 2002	Astros 95-96, A's 98, Pirates 99
Dowdy, Brett	2010	
Dowdy, Kyle	2019	Rangers 19, Reds 22
Downs, Brian	1997	
Drabek, Doug	1984	Yankees 86, Pirates 87-92, Astros 93-96, White Sox 97, Orioles 98
Drahman, Brian	1993	White Sox 91-93, Marlins 94
Drummond, Tim	1992	Pirates 87, Twins 89-90
Duffy, Chris	2009	Pirates 05-07, Brewers 09
Dull, Ryan	2015, '17-18	A's 15-19, Yankees 19, Blue Jays 19
Dunbar, Matt	1999	Marlins 95
Duncan, Rick	1978-79	
Durham, Ray	1994	White Sox 95-02, A's 02, Giants 03-08, Brewers 08
Durrington, Trent	2005	Angels 99-00/03, Brewers 04-05
Duval, Mickey	1978	
E (18)		
Earl, Scottie	1985-86, '88	Tigers 84
Edge, Tim	1998	
Eibner, Brett	2016	Royals 16, A's 16, Dodgers 17, Marlins 20
Ellis, Robert	1994-96	Angels 96, Diamondbacks 01, Dodgers 02, Rangers 03
Elston, Guy	1981-82	
Engle, Dave	1986	Twins 81-85, Tigers 86, Expos 87-88, Brewers 89
Erceg, Lucas	2022-23	A's 23
Erickson, Matt	2005	Brewers 04
Esasky, Nick	1987	Reds 83-88, Red Sox 89, Braves 90
Escalera, Ruben	1992	
Escobar, Alcides	2009	Brewers 08-10, Royals 11-17
Espinal, Yoel	2019	
Espino, Juan	1980	Yankees 82-83/85-86
Estrada, Marco	2010, '12-13	Nationals 09, Brewers 10-14, Blue Jays 15-17
Evans, Dave	1998	
Evans, Jason	1997	
Eveland, Dana	2006	Brewers 05-06, Diamondbacks 07, A's 08-09, Blue Jays 10, Pirates 10, Dodgers 11, Orioles 12, Mets 14, Braves 15, Rays 16
Evert, Brett	2005-06	
F (47)		
Fairbanks, Pete	2019	Rangers 19, Rays 19-23
Fallon, Bob	1986	White Sox 84-85
Falu, Irving	2014	Royals 12-13, Brewers 14, Padres 14
Farris, Eric	2010-12	Brewers 11-12
Faulk, Kelly	1983-84	
Federowicz, Tim	2019	Dodgers 11-14, Cubs 16, Giants 17, Astros 18, Reds 18
Feigl, Brady	2019	Rangers 19
Feliciano, Mario	2021-22	Brewers 21-22
Ferguson, Mark	1984	
Fernandez, Jared	2006	Reds 01-02, Astros 03-04, Brewers 06
Fernandez, Pedro	2023	
Ferreira, Raul	1979	
Fielder, Prince	2005	Brewers 05-11, Tigers 12-13, Rangers 14-16
Fields, Bruce	1986	Tigers 86, Mariners 88-89
Fields, Josh	2019	Astros 13-16, Dodgers 16-18
Fiers, Mike	2011-14	Brewers 11-15, Astros 15-17, Tigers 18, A's 18-21
Figaro, Alfredo	2013-14	Tigers 09-10, Brewers 13-14
Figueroa, Luis D.	2004	



ALL-TIME NASHVILLE SOUNDS ROSTER

Figueroa, Luis R.	2000-01, '11	Pirates 01, Blue Jays 06, Giants 07
Figueroa, Nelson	2003-04	Phillies 00-01/10, Brewers 02, Pirates 03-04, Mets 08-09, Astros 10-11
File, Dylan	2021-22	
Filer, Tom	1980	Cubs 82, Blue Jays 85, Brewers 88-90, Mets 92
Filson, Pete	1981	Twins 82-86, White Sox 86, Yankees 87, Royals 90
Finley, Brian	1987-88	
Finnegan, Kyle	2017-18	Nationals 20-22
Fisher, Brian	1992	Yankees 85-86, Pirates 87-89, Astros 90, Mariners 92
Fisher, Derek	2021	Astros 17-19, Blue Jays 19-20, Brewers 21
Flores, Randy	2011	Rangers 02, Rockies 02/09-10, Cardinals 04-08, Twins 10
Fogg, Josh	2003	Pirates 02-05, Rockies 06-07/09, Reds 08
Fontana, Nolan	2019	Angels 17-18
Fontenot, Ray	1982	Yankees 83-84, Cubs 85-86, Twins 86
Fordham, Tom	1996-97, 2003	White Sox 97-98
Forsythe, Blake	2015	
Forsythe, Logan	2021	Padres 11-13, Rays 14-16, Dodgers 17-18, Twins 18
Foster, Steve	1991-92	Rangers 19, Marlins 20
Foulke, Keith	1997	Reds 91-93
Fowler, Don	1984	Giants 97, White Sox 97-02, A's 03, Red Sox 04-06
Fowler, Dustin	2018	Yankees 17, A's 18, Pirates 21
Francis, Bowden	2021	Blue Jays 22
Frankoff, Seth	2015	Cubs 17
Fraraccio, Dan	1995	
Frazier, Parker	2015	
Freiman, Nate	2015	A's 13-14
Frelick, Sal	2022-23	Brewers 23
Friedrichs, Kyle	2018	
Fry, David	2021	Guardians 23
Fuller, Jim	2015	
Fussell, Chris	2004	Orioles 98, Royals 99-00
G (87)		
Gagne, Eric	2008	Dodgers 99-06, Rangers 07, Red Sox 07, Brewers 08
Gajkowski, Steve	1995-96	Mariners 98
Gallardo, Yovani	2007-08	Brewers 07-14, Rangers 15, Orioles 16, Mariners 17
Gallegos, Matt	1983-84	
Gamel, Mat	2008-11	Brewers 08-12
Garabitos, Pablo	2022	
Garate, Victor	2012	Nationals 09
Garcia, Anthony	2018	
Garcia, Freddy A.	1998-99	Pirates 95/97-99, Braves 99
Garcia, Leo	1987-88, 90-91	Reds 87-88
Garcia, Luis	2002	Tigers 99
Garcia, Mike	1999-2000	Pirates 99-00
Garcia, Ramon	1993	White Sox 91, Brewers 96, Astros 97
Garcia, Victor	1991	
Garciparra, Michael	2009	
Gardewine, Nick	2019	Rangers 17-18
Gardner, Richie	2008	
Garland, Wayne	1982	Orioles 73-76, Indians 77-81
Garneau, Dustin	2018	Rockies 15-17, A's 17/19, White Sox 18, Angels 19, Astros 20, Tigers 21-22
Garner, Cole	2013	Rockies 11
Garrett, Reed	2019	Tigers 19, Nationals 22, Orioles 23, Mets 23
Garner, Kevin	1992	
Gasser, Robert	2022-23	
Gayden, Huey	1982	
Geisler, Phil	1998	
Gennett, Scooter	2013	Brewers 13-16, Reds 17-19, Giants 19
Gentry, Craig	2015	Rangers 09-13, A's 14-15, Angels 16
Germann, Mark	1989	
Giard, Ken	1998-99	
Gibaut, Ian	2019	Rays 19, Rangers 19-20, Twins 21, Guardians 22, Reds 22-23
Gibbons, Jay	2008, '12	Orioles 01-07, Dodgers 10-11
Gibson, Paul	1986	Tigers 88-91, Mets 92-93, Yankees 93-94/96

ALL-TIME NASHVILLE SOUNDS ROSTER

Gilbert, Shawn	1993, 2002-03	Mets 97-98, Cardinals 98, Dodgers 00
Gillespie, Cole	2009	Diamondbacks 10-11, Cubs 13, Mariners 14, Blue Jays 14, Marlins 15-16
Gindl, Caleb	2011-14	Brewers 13-14
Ginter, Matt	2007, '09	White Sox 00-03, Mets 04, Tigers 05, Indians 08
Gleckel, Scott	1980	
Glover, Gary	2005	Blue Jays 99, White Sox 01-03, Angels 03, Brewers 04-05, Devil Rays 07-08, Tigers 08
Godley, Zack	2021	Diamondbacks 15-19, Blue Jays 19, Red Sox 20
Goldby, Cooper	2018	Brewers 21
Goldstein, Jason	2018	
Gomes, Wayne	2002	Phillies 97-01, Giants 01, Red Sox 02
Gomez, Carlos	2010	Mets 07, Twins 08-09, Brewers 10-15, Astros 15-16, Rangers 16-17
Gomez, Hector	2014	Rockies 11, Brewers 14-15
Gonzalez, Andy	2011-12	White Sox 07, Indians 08, Marlins 09
Gonzalez, Angel	1991	
Gonzalez, Denny	1990-92	Pirates 84-88, Indians 89
Gonzalez, Fernando	1984	Pirates 72-73/77-78, Royals 74, Yankees 74, Padres 78-79
Gonzalez, Mike	2003-04	Pirates 03-06, Braves 07-09, Orioles 10-11, Rangers 11, Nationals 12, Brewers 13
Gonzalez, Orlando	1987-88	
Gorzelanny, Tom	2014	Pirates 05-09, Cubs 09-10, Nationals 11-12, Brewers 13-14, Tigers 15, Indians 16
Gossett, Daniel	2016-18	A's 17-18
Gott, Trevor	2022	Angels 15, Nationals 16-18, Giants 19-20, Brewers 22, Mariners 23, Mets 23
Grabow, John	2003	Pirates 03-09, Cubs 09-11
Graham, Randy	1984	
Granite, Zack	2019	Twins 17
Graveman, Kendall	2015, '17-18	Blue Jays 14, A's 15-18, Mariners 20-21, Astros 21, White Sox 22-23
Gray, Jeff	1987-89	Reds 88, Red Sox 90-91
Gray, Sonny	2017	A's 13-17, Yankees 17-18, Reds 19-21, Twins 22
Grebeck, Craig	1994	White Sox 90-95, Marlins 96, Angels 97, Blue Jays 98-00, Red Sox 01
Green, Gary	1992	Padres 86/89, Rangers 90-91, Reds 92
Green, Nick	2009	
Green, Scarborough	2001	Rangers 99-00
Green, Sean	2011	Mariners 06-08, Mets 09-10, Brewers 11
Green, Taylor	2011-12, '14	Brewers 11-12
Green, Zach	2021	Giants 19
Greinke, Zack	2011	Royals 04-10/22, Brewers 11-12, Angels 12, Dodgers 13-15, Diamondbacks 16-19, Astros 19-21
Griffin, A.J.	2015	A's 12-13, Rangers 16-17
Griffin, Joe	1978	
Griffin, Mike	1989	Yankees 79-81, Cubs 81, Padres 82, Orioles 87, Reds 89
Grijak, Kevin	1998	
Gross, Gabe	2007	Blue Jays 04-05, Brewers 06-08, Rays 08
Gross, Kip	1990-91	Reds 90-91, Dodgers 92-93, Red Sox 99, Astros 00
Grubb, John	1986	Padres 72-76, Indians 77-78, Rangers 78-82, Tigers 83-87
Guarnaccia, John	1978	
Guerra, Randy	1981-82	
Guerrier, Matt	2002-03	Twins 04-10/14, Dodgers 11-13, Cubs 13
Guerrieri, Taylor	2019	Blue Jays 18, Rangers 19
Guillen, Jose	1999	Pirates 97-99, Devil Rays 99-01, Diamondbacks 02, Reds 02-03, A's 03, Angels 04, Nationals 05-06, Mariners 07, Royals 08-10, Giants 10
Gulan, Mike	2003	Cardinals 97, Marlins 01
Gulden, Brad	1980	Dodgers 78, Yankees 79-80, Mariners 81, Expos 82, Reds 84, Giants 86
Gulin, Lindsay	2007-09	
Gustave, Jandel	2021-22	Astros 16-17, Giants 19, Brewers 21-22
Guy, Brad	2001	
Guzman, Ronald	2019	Rangers 18-21, Yankees 22



ALL-TIME NASHVILLE SOUNDS ROSTER

Gwosdz, Doug	1988-89	
Gwynn Jr., Tony	2006-09	Brewers 06-08, Padres 09-10, Dodgers 11-12, Phillies 14
H (112)		
Haad, Yamid	2001	Pirates 99, Giants 05
Hackman, Luther	2004, '06-07	Rockies 99, Cardinals 00-02, Padres 03
Hager, Jake	2021	Mets 21, Diamondbacks 21-22
Hahn, Jesse	2016-17	Padres 14, A's 15-17, Royals 19-21
Hall, Bill	2009	Brewers 02-09, Mariners 09, Red Sox 10, Astros 11, Giants 11, Orioles 12
Hall, Drew	1991	Cubs 86-88, Rangers 89, Expos 90
Hall, Joe	1993-94	White Sox 94, Tigers 95/97
Hall, Kris	2015	
Hall, Mel	1996	Cubs 81-84, Indians 84-88, Yankees 89-92, Giants 96
Halperin, Mike	1998	
Halton, Sean	2012-14	Brewers 13
Hamilton, Bobby	1978-79	
Hammaker, Atlee	1994-95	Royals 81, Giants 82-90, Padres 90-91, White Sox 94-95
Hammond, Chris	1989-90	Reds 90-92/06, Marlins 93-96/98, Red Sox 97, Braves 02, Yankees 03, A's 04, Padres 05
Hammond, Steve	2008	
Hand, Donovan	2010-14	Brewers 13
Hanggie, Dan	1980-81	
Hansell, Greg	1999	Dodgers 95, Twins 96, Brewers 97, Pirates 99
Hardy, J.J.	2009	Brewers 05-09, Twins 10, Orioles 11-17
Hardy, Matt	2022	
Harper, Brian	1986	Angels 79/81, Pirates 82-84, Cardinals 85, Tigers 86, A's 87/95, Twins 88-93, Brewers 94
Harris, Butch	1978	
Harris, Hobie	2022	Nationals 23
Harris, James	2015	
Harris, John	1985	Angels 79-81
Harris, Lenny	1987-89	Reds 88-89/94-98, Dodgers 89-93, Mets 98/00-01, Rockies 99, Diamondbacks 99-00, Brewers 02, Cubs 03, Marlins 03-06
Harrison, Monte	2023	Marlins 20-21, Angels 22
Hart, Corey	2005-06, '09, '11	Brewers 04-12, Mariners 14, Pirates 15
Hart, Corey D.	2005	
Hasler, Kent	2022	
Hassan, Alex	2015	Red Sox 14
Hasselhoff, Derek	1997	
Hatcher, Chris	2018	Marlins 11-14, Dodgers 15-17, A's 17-18
Haverbusch, Kevin	2001-02	
Hawkins, John	1984	
Hawkins, La'Troy	2010-11	Twins 95-03, Cubs 04-05, Giants 05, Orioles 06, Rockies 07/14-15 Yankees 08, Astros 08-09, Brewers 10-11, Angels 12, Mets 13, Blue Jays 15
Hayden, Alan	1989	
Haynie, Jason	1998	
Healy, Ryon	2016	A's 16-17, Mariners 18-19, Brewers 20
Healy, Tucker	2016-17	
Hearn, Taylor	2019	Rangers 19-23, Braves 23, Royals 23
Heathcott, Mike	1997	White Sox 98
Heathcott, Slade	2018	Yankees 15
Heckathorn, Kyle	2013-14	
Heether, Adam	2008-10	
Heflin, Bronson	2000	Phillies 96
Henry, Payton	2021/23	Marlins 21-22
Heineman, Scott	2019	Rangers 19-20, Reds 21
Heinkel, Don	1985-86	Tigers 88, Cardinals 89
Helling, Rick	2005-06	Rangers 94-96/97-01, Marlins 96-97/03, Diamondbacks 02, Orioles 03, Brewers 05-06
Hellweg, Johnny	2013-14	Brewers 13
Hench, Bill	1980, '82	

ALL-TIME NASHVILLE SOUNDS ROSTER

Henderson, Jim	2011-12, '14	Brewers 12-14, Mets 16
Hendrickson, Ben	2005-06	Brewers 04/06
Hendriks, Liam	2016, '18	Twins 11-13, Royals 14, Blue Jays 14-15, A's 16-20, White Sox 21-23
Henika, Ron	1987	
Henneman, Mike	1986	Tigers 87-95, Astros 95, Rangers 96
Hensley, Clay	2013	Padres 05-08, Marlins 10-11, Giants 12
Herb, Tyler	2022-23	
Heredia, Julian	1998	
Hermansen, Chad	1998-02	Pirates 98-02, Cubs 02, Dodgers 03, Blue Jays 04
Hermida, Jeremy	2014	Marlins 05-09, Red Sox 10, Athletics 10, Reds 11, Padres 11-12
Hernaiz, Jesus	1983	
Hernandez, Alex	2000-01	Pirates 00-01
Hernandez, Ariel	2019	Reds 17
Hernandez, Cesar	1992	Reds 92-93
Hernandez, Chuck	1983	
Hernandez, Juan	1984	
Herrera, Daniel Ray	2011	Reds 08-10, Brewers 11, Mets 11
Herrera, Elian	2014	Dodgers 12-13, Brewers 14-15
Herrera, Ronald	2019	Yankees 17
Hill, Bobby	2003	Cubs 02-03, Pirates 03-05
Hill, Milt	1990-92	Reds 91-93, Braves 94, Mariners 94
Hill, Orsino	1987	
Hinton, Robert	2009-11	
Hiura, Keston	2021-23	Brewers 19-22
Hobbs, Rodney	1986	
Hoej, Jim	2013	Orioles 06-07, Twins 11
Hoffman, Trevor	1992, 2009	Marlins 93, Padres 93-08, Brewers 09-10
Holbert, Aaron	2003	Cardinals 96, Reds 05
Holle, Greg	2013	
Holtz, Mike	2003	Angels 96-01, A's 02, Padres 02, Red Sox 06
Hopf, J.R.	2007-08	
Hopper, Norris	2010	Reds 06-08
House, J.R.	2004	Pirates 03-04, Astros 06/08, Orioles 07
Householder, Paul	1979	Reds 80-84, Cardinals 84, Brewers 85-86, Astros 87
Houser, Adrian	2022-23	Brewers 15/18-23
Housman, Jeff	2005	
Houston, Ryan	2009	
Howard, Ben	2008	Padres 02-03, Marlins 04
Howard, Chris	1993	White Sox 93, Red Sox 94, Rangers 95
Howard, Matt	1999	Yankees 96
Howard, Thomas	2001	Padres 90-92, Indians 92-93, Reds 93-96, Astros 97, Dodgers 98, Cardinals 99-00
Howard, Tim	1995	
Howell, Jay	1978	Reds 80, Cubs 81, Yankees 82-84, A's 85-87, Dodgers 88-92, Braves 93, Rangers 94
Howie, Mark	1992	
Hu Witt, Dann	1994-95	A's 89-92, Mariners 92-93, White Sox 94
Huang, Wei-Chieh	2019	Rangers 19
Hudler, Rex	1982	Yankees 84-85, Orioles 86, Expos 88-90, Cardinals 90-92, Angels 94-96, Phillies 97-98
Huff, Mike	1993	Dodgers 89, Indians 91, White Sox 91-93, Blue Jays 94-96
Hughes, Greg	1979	
Hummel, Cooper	2021	Diamondbacks 22, Mariners 23
Hughes, Keith	1984	Yankees 87/90, Phillies 87, Orioles 88, Reds 93
Hughes, Steve	1978-79	
Huntington, John	1978	
Huntzinger, Brock	2015	
Hurlbutt, Dustin	2017	
Hurst, Jimmy	1996	Tigers 97
Hynes, Colt	2016	Padres 13, Blue Jays 15
Hyzdu, Adam	1999, 2001-03	Pirates 00-03, Red Sox 04/05, Padres 05, Rangers 06
I (6)		
Ibáñez, Andy	2019	Rangers 21-22
Imes, Rodney	1990-91	
Iribarren, Hernan	2008-09	Brewers 08-09



ALL-TIME NASHVILLE SOUNDS ROSTER

Ishikawa, Travis	2012	Giants 06/08-10/14-15, Brewers 12, Orioles 13, Yankees 13, Pirates 14-15
Izquierdo, Hansel	2004	Marlins 02
Izturis, Cesar	2012	Blue Jays 01, Dodgers 02-06, Cubs 06-07, Pirates 07, Cardinals 08, Orioles 09-11, Brewers 12, Nationals 12, Reds 13
J (41)		
Jackson, Alex	2022	Braves 19-21, Marlins 21, Brewers 22
Jackson, Danny	1990	Royals 83-87, Reds 88-90, Cubs 91-92, Pirates 92, Phillies 93-94, Cardinals 95-97, Padres 97
Jackson, Edwin	2018	Dodgers 03-05, Rays 06-08, Tigers 09, Diamondbacks 10, White Sox 10-11, Cardinals 11, Nationals 12/17, Cubs 13-15, Braves 15, Marlins 16, Padres 16, Orioles 17 A's 18, Blue Jays 19
Jackson, Jay	2014	Padres 15, Brewers 19
Jackson, Zach	2006-08	Brewers 06/08, Indians 08-09
Jakubauskas, Chris	2013	Mariners 09, Pirates 10, Orioles 11
James, Justin	2011	A's 10
Jankins, Thomas	2021-22	
Jaramillo, Jason	2012	Pirates 09-11
Jaramillo, Milko	2006	
Jarvis, Justin	2023	
Jarvis, Kevin	2004	Reds 94-97, Twins 97, Tigers 97, A's 99, Rockies 00/04, Padres 01-03, Mariners 04, Cardinals 05, Diamondbacks 06, Red Sox 06
Javier, Stan	1984	Yankees 84, A's 86-90/94-95, Dodgers 90-92, Phillies 92, Angels 93, Giants 96-99, Astros 99, Mariners 00-01
Jefferson, Jim	1988	
Jefferson, Reggie	1990-91	Reds 91, Indians 91-93, Mariners 94, Red Sox 95-99
Jefferson, Stanley	1991	Mets 86, Padres 87-88, Yankees 89, Orioles 89-90, Indians 90, Reds 91
Jeffress, Jeremy	2014	Brewers 10/14-18/19, Royals 11-13, Blue Jays 14, Rangers 16-17, Cubs 20
Jemison, Greg	1980	
Jensen, Chris	2016-17	
Jeter, Shawn	1993	White Sox 92
Johnson, Barry	1996-97	
Johnson, Ben	2010	
Johnson, Bobby	1984	Rangers 81-83
Johnson, Dane	1994-95	White Sox 94, Blue Jays 96-97
Johnson, David	2009-10	
Johnson, Mark	2006	White Sox 98-02, A's 03, Brewers 04, Cardinals 08
Johnson, Ron	1985	Royals 82-83, Expos 84
Johnston, Mark	1980-81	
Johnston, Mike	2004	Pirates 04-05
Jokisch, Eric	2018	Cubs 14
Jones, Barry	1993	Pirates 86-88, White Sox 88-90/93, Expos 91, Phillies 92, Mets 92
Jones, Calvin	1995	Mariners 91-92
Jones, Chris	1989-91	Reds 91, Astros 92, Rockies 93-94, Mets 95-96, Padres 97, Diamondbacks 98, Giants 98, Brewers 00
Jones, Jahmai	2023	Angels 20, Orioles 21, Brewers 23
Jones, James	2019	Mariners 14-15
Jones, Mike C.	1988	Royals 80-81, 84-85
Jones, Mike D.	2009-10	
Jones, Stacy	1996-97	Orioles 91, White Sox 96
Jones, Tracy	1988	Reds 86-88, Expos 88, Giants 89, Tigers 89-90, Mariners 90-91
Jose, Manny	1991	
Joyce, Matt	2018	Tigers 08, Rays 09-14, Angels 15, Pirates 16, A's 17-18, Braves 19, Marlins 20, Phillies 21
Jungmann, Taylor	2014	Brewers 15-17
Junk, Janson	2023	Angels 21-22, Brewers 23
Jurado, Ariel	2019	Rangers 18-19, Mets 20
K (40)		
Kahle, Nick	2022	

ALL-TIME NASHVILLE SOUNDS ROSTER

Kapers, Scott	2019	
Karchner, Matt	1994-97	White Sox 95-98, Cubs 98-00
Karl, Scott	2001	Brewers 95-99, Rockies 00, Angels 00
Katin, Brendan	2008-11	
Kaufman, Curt	1980-81	Yankees 82-83, Angels 84
Kelley, Christian	2021	
Kelley, Trevor	2022	Red Sox 19, Phillies 20, Brewers 22, Rays 23
Kelly, Bill	1978-79	
Kelly, Bryan	1985-86	Tigers 86-87
Kemp, Hugh	1987-89	
Keough, Matt	1984	A's 77-83, Yankees 83, Cardinals 85, Cubs 86, Astros 86
Kershner, Jason	2006	Padres 02, Blue Jays 02-04
Keyser, Brian	1993-97	White Sox 95-96
Kiekhefer, Dean	2018	Cardinals 16, A's 18
Kiner-Falefa, Isiah	2019	Rangers 18-21, Yankees 22-23
King, Brad	2003	
King, Eric	1986	Tigers 86-88/92, White Sox 89-90, Indians 91
King, Mike	1983-84	
Kintzler, Brandon	2010-12	Brewers 10-15, Twins 16, Nationals 17-18, Cubs 18-19, Marlins 20, Phillies 21
Kline, Chris	2004	
Klingenbeck, Scott	1998	Orioles 94-95, Twins 95-96, Reds 98
Klipstein, Dave	1988	
Kneurer, Frank	1982-83	
Knight, Tim	1982-84	
Knorr, Randy	2000	Blue Jays 91-95, Astros 96-97/99, Marlins 98, Rangers 00, Expos 01
Knott, Jon	2009	Padres 04/06, Orioles 07
Knox, Ryan	2005	
Komminsk, Brad	1993	Braves 83-86, Brewers 87, Indians 89, Giants 90, Orioles 90, A's 91
Konderla, Mike	1987	
Koonce, Graham	2006	A's 03
Koshansky, Joe	2009-10	Rockies 07-08
Kottaras, George	2011	Red Sox 08-09, Brewers 10-12, A's 12, Royals 13, Indians 14, Cardinals 14, Blue Jays 14
Kramer, Kevin	2021	Pirates 18-19
Kroenke, Zach	2013	Diamondbacks 10-11
Krynzel, Dave	2005-06	Brewers 04-05
Kuhn, Larry	1980	
Kuntz, Rusty	1985	
Kurcz, Aaron	2015-17	White Sox 79-83, Twins 83, Tigers 84-85
Kuzia, Joe	2019	
L (70)		
Ladendorf, Tyler	2015-16	A's 15-16
Laffey, Aaron	2013	Indians 07-10, Mariners 11, Yankees 11, Blue Jays 12/13, Mets 13
Laga, Mike	1985-86	Tigers 82-86, Cardinals 86-88, Giants 89-90
Lahti, Jeff	1979	Cardinals 82-86
Laker, Tim	1998-00	Expos 92-93/95, Orioles 97, Devil Rays 98, Pirates 98-99, Indians 01/03-04/06
Lalli, Blake	2013	Cubs 12, Brewers 13, Braves 16
LaMarre, Ryan	2017	Reds 15, Red Sox 16, A's 17, Twins 18/19, White Sox 18
Lambo, Andrew	2016-17	Yankees 21
Landaeta, Luis	2002	Pirates 13-15, A's 16
Landrum, Bill	1987	
Landrum, Tito	1989	Reds 86-87/93, Cubs 88, Pirates 89-91, Expos 92
Lane, Brian	1990, '92	Cardinals 80-83/84-87, Orioles 83/88, Dodgers 87
Larkin, Barry	1989	Reds 86-04
Lauer, Eric	2021	Padres 18-19, Brewers 20-22
Laureano, Ramon	2018	A's 18-22
Lavarney, Ryan	2017	Red Sox 11-14, Orioles 15, Braves 15, A's 17, Pirates 18
Lawrence, Sean	1998	Reds 19, Marlins 20, Indians 21
Layana, Tim	1991	Pirates 98
Lazor, Joe	1990	Reds 90-91, Giants 93



ALL-TIME NASHVILLE SOUNDS ROSTER

Lazorko, Jack	1986	Brewers 84, Mariners 85, Tigers 86, Angels 87-88
Leach, Brent	2013-14	Dodgers 09
Leach, Terry	1993	Mets 81-89, Royals 89, Twins 90-91, White Sox 92-93
Leal, Werner	2019	
LeBlanc, Wade	2021	Padres 08-11, Marlins 12-13, Astros 13, Angels 14, Yankees 14, Mariners 16/18-19, Pirates 16-17, Orioles 20-21, Cardinals 21
Led Duke, Dan	1980-81	
Lee, Terry	1989-91	Reds 90-91
Lehr, Justin	2005-06	A's 04, Brewers 05-06, Reds 09
Lein, Chris	1982	
Leius, Scott	1997	Twins 90-95, Indians 96, Royals 98-99
Lemoine, Jake	2019	
Leon, Arcenio	2014	
Leon, Arnold	2015	A's 15
Leon, Danny	2000	Rangers 92
Levine, Alan	1994-97	White Sox 96-97, Rangers 98, Angels 99-02
Lewis, Tim	1980-81	
Lincoln, Mike	2001-03	Twins 99-00, Pirates 01-03, Cardinals 04, Reds 08-10
Lindblom, Josh	2021-22	Dodgers 11-12, Phillies 12, Rangers 13, A's 14, Pirates 17, Brewers 20-21
Lindsey, Bill	1983-84	White Sox 87
Lindsey, Doug	1994	Phillies 91/93, White Sox 93
Lipka, Matt	2021-22	
Littleton, Wes	2009	Rangers 06-08
Lobstein, Kyle	2021	Tigers 14-15, Pirates 16, Nationals 21
Lockhart, Keith	1989-91	Padres 94/03, Royals 95-96, Braves 97-02
Loe, Kameron	2010	Rangers 04-08, Brewers 10-12, Mariners 13, Cubs 13, Braves 13
Löfgren, Chuck	2010	
Loiselle, Rich	1998, 2000-01	Pirates 96-01
Lombardo, Rick	1978-79	
Longo, Mitch	2021	
Lopes, Christian	2019	A's 22
Lopes, Tim	2021	Mariners 19-20, Brewers 21
Lombardozzi, Chris	1990	
Lombardozzi, Steve	2018	Nationals 2011-13, Orioles 14, Pirates 15, Marlins 17
Long, Joey	1999	Padres 97
Long, Nate	2015	
Looney, Brian	2002	Expos 93-94, Red Sox 95
Lopez, Felipe	2011	Blue Jays 01-02, Reds 03-06, Nationals 06-08, Cardinals 08/10, Diamondbacks 09, Brewers 09/11, Red Sox 10, Rays 11
Lopez, Mendy	2002	Royals 98-99/03, Marlins 00, Astros 01, Pirates 01-02, Royals 04
Lopez, Rob	1987-91	
Lorraine, Andrew	1995	Angels 94, White Sox 95, A's 97, Mariners 98, Cubs 99-00, Indians 00, Brewers 02
Lowe, Johnnie	2012-14	
Lowe, Sean	2002	Cardinals 97-98, White Sox 99-01, Pirates 02, Rockies 02, Royals 03
Lowrie, Jed	2016	Red Sox 2009-11, Astros 12/15, A's 13-14/16-17/21-22, Mets 19
Lowry, Dwight	1985-86	Tigers 84/86-87, Twins 98
Lucas, Josh	2018	Cardinals 17, A's 18, Orioles 19
Lucroy, Jonathan	2010, '12	Brewers 10-16, Rangers 16-17, Rockies 17, A's 18
Lujano, Jesus	2021	Angels 19, Cubs 19, Red Sox 20, Nationals 21, Braves 21
Luzardo, Jesus	2018	A's 19-20, Marlins 21-23
Lyle, Don	1978	
Lynch, Dave	1992	
Lyons, Barry	1995	Mets 86-90, Dodgers 90-91, Angels 91, White Sox 95
M (140)		
Mabeus, Chris	2006	Brewers 06
MacDonald, Bob	1994	
Machado, Anderson	2011	Phillies 03, Reds 04-05, Rockies 05
Machado, Robert	1995, '97	White Sox 96-98, Expos 99, Mariners 00, Cubs 01-02, Brewers 02, Orioles 03-04

ALL-TIME NASHVILLE SOUNDS ROSTER

Macias, Jose	2007	Tigers 00-02, Expos 02-03, Cubs 04-05
Mackowiak, Rob	2001, '03	Pirates 01-05, White Sox 06-07, Padres 07, Nationals 08
Madison, Scotti	1985-86, '89	Tigers 85-86, Royals 87-88, Reds 89
Magrane, Joe	1996	Cardinals 87-93, Angels 93-94, White Sox 96
Mahler, Mickey	1985	Braves 77-79, Pirates 80, Angels 81-82, Expos 85, Tigers 85, Rangers 86, Blue Jays 86
Mahler, Rick	1990	Braves 79-88/91, Reds 89-90, Expos 91
Mahomes, Pat	2003-04	Twins 91-96, Red Sox 96-97, Mets 99-00, Rangers 01, Cubs 02, Pirates 03
Maile, Luke	2021	Rays 15-16, Blue Jays 17-19, Brewers 21, Guardians 22, Reds 23
Maldonado, Martin	2009-12	Brewers 11-16, Angels 17-18, Astros 18/19-23, Royals 19, Cubs 19
Manaea, Sean	2016-17	A's 16-21, Padres 22, Giants 23
Maness, Seth	2019	Cardinals 13-16, Royals 17
Manfre, Mike	1987	
Mann, Brandon	2016	
Mann, Jim	2003-04	Mets 00, Astros 01-02, Pirates 03
Manning, Henry	1994	
Manzanillo, Josias	2000, '02	Red Sox 91, Brewers 93, Mets 93-95/99, Yankees 95, Mariners 97, Pirates 00-02, Reds 03, Marlins 04
Mariano, Bob	1981	
Marquez, Isidro	1994-95	White Sox 95
Marte, Damaso	2001	Mariners 99, Pirates 01/06-08, White Sox 02-05, Yankees 08-10
Martin, Brett	2019	Rangers 19-22
Martin, Cody	2015	Braves 15, A's 15, Mariners 16-17
Martin, Greg	2004	
Martin, Jarret	2018-19	
Martin, Norberto	1993-94, '96	White Sox 93-97, Angels 98, Blue Jays 99
Martinez, Daniel	2018	
Martinez, Domingo	1994	Blue Jays 92-93
Martinez, Manny	1998	Mariners 96, Phillies 96, Pirates 98, Expos 99
Martini, Nick	2018	A's 18-19, Padres 19, Cubs 21, Reds 23
Marzec, Eric	2011, '14	
Mata, Vic	1983	Yankees 84-85
Mateo, Jorge	2018	Padres 20-21, Orioles 21-23
Mateo, Ruben	2004	Rangers 99-01, Reds 02-03, Pirates 04, Royals 04
Mathews, Del	1998	
Mathias, Mark	2022	Brewers 20/22, Rangers 22, Pirates 23, Giants 23
Matthes, Kent	2015	
Mattingly, Don	1981	Yankees 82-95
Mattison, Kevin	2014	Marlins 12
Mattson, Rob	2020	
Maxwell, Bruce	2016-18	A's 16-18
May, Lucas	2014	Royals 10
Mayer, Bob	1978-79	
Maysonet, Edwin	2011-12	Astros 08-09, Brewers 12
McBride, Matt	2016-17	Rockies 12, 14-15, A's 16
McClendon, Lloyd	1987-88	Reds 87-88, Cubs 89-90, Pirates 90-94
McClendon, Mike	2010-12	Brewers 10-12
McClung, Seth	2007, '12	Devil Rays 04-06, Brewers 07-09
McConnell, Sam	2000-01	Braves 04
McCurry, Jeff	1998	Pirates 95/98, Tigers 96, Rockies 97, Astros 99
McDade, Neal	2001	
McDaniel, Terry	1992	Mets 91
McDonald, Keith	2004	Cardinals 00-01
McEnaney, Will	1980	Reds 74-76, Expos 77, Pirates 78, Cardinals 79
McGaffigan, Andy	1980	Yankees 81, Giants 82-83, Expos 84-85, Reds 84-85, Tigers 85, Rangers 86, Blue Jays 86
McGee, Willie	1980-81	Cardinals 82-90/96-99, A's 90, Giants 91-94, Red Sox 95
McGriff, Terry	1987-90	Reds 87-90, Astros 90, Marlins 93, Cardinals 94
McIntyre, Aiden	2018	
McKnight, Tony	2002	Astros 00-01, Pirates 01
McLeary, Big Party Marty	2010	Padres 04, Pirates 06-07
McNealy, Derwin	1983	
Meacham, Bobby	1984	Yankees 83-88
Meacham, Rusty	1998	Tigers 91, Royals 92-95, Mariners 96, Astros 00, Devil Rays 01



ALL-TIME NASHVILLE SOUNDS ROSTER

Meadows, Brian	2002-03	Marlins 98-99, Padres 00, Royals 00-01, Pirates 02-05, Devil Rays 06
Meadows, Daniel	2011-12	
Meares, Pat	1999	Twins 93-98, Pirates 99-01
Meeker, James	2023	
Megill, Trevor	2023	Cubs 21, Twins 22, Brewers 23
Mejia, J.C.	2022	Indians 21, Brewers 22-23
Melvin, Bob	1985	Tigers 85, Giants 86-88, Orioles 89-91, Royals 92, Red Sox 93, Yankees 94, White Sox 94
Mendez, Yohander	2019	Rangers 16-19
Mendoza, Kevin	2019	
Menees, Gene	1978-79	
Menechino, Frank	1997	A's 99-04, Blue Jays 04-05
Menendez, Tony	1992	Reds 92, Pirates 93, Giants 94
Mengden, Daniel	2016-18	A's 16-20, Royals 22
Mercedes, Melvin	2017-18	
Merchant, Mark	1996	
Merigiano, Frank	1993	
Merklinger, Dan	2010	
Merullo, Matt	1993	White Sox 89/91-93, Indians 94, Twins 95
Meyer, Dan	1985	Tigers 74-76, Mariners 77-81, A's 82-85
Meyers, Mike	2005-06	
Middendorf, Ryan	2023	
Milacki, Bob	1999	Orioles 88-92, Indians 93, Royals 94, Mariners 96
Milburn, Matt	2018	
Miller, Mark	1978-79	
Miller, Owen	2023	Guardians 21-22, Brewers 23
Miller, Tyson	2023	Cubs 20, Rangers 22, Brewers 23, Mets 23, Dodgers 23
Mills, Brad	2014-15	Blue Jays 09-11/14, Angels 12, A's 14-15
Milner, Eddie	1979, '88	Reds 80-86/88, Giants 87
Milner, Hoby	2021	Phillies 17-18, Rays 18-19, Angels 20, Brewers 21-23
Milstien, Dave	1994-95	
Mintz, Steve	1998	Giants 95, Angels 99
Minutelli, Gino	1990-92	Reds 90-91, Giants 93
Miranda, Geovany	1994	
Mitchell, Bobby	1985	Dodgers 80-81, Twins 82-83
Mitchell, Charlie	1988-91	Red Sox 84-85
Mitchell, Garrett	2022-23	Brewers 22-23
Moeller, Chad	2006	Twins 00, Diamondbacks 01-03, Brewers 04-06, Reds 07, Dodgers 07, Yankees 08/10, Orioles 09
Moll, Sam	2017	A's 17/21-22
Molleken, Dustin	2013-14	
Monahan, Shane	2001	Mariners 98
Monasterio, Andruw	2022-23	Brewers 23
Monda, Greg	1988	
Monge, Sid	1985	Angels 75-77, Indians 77-81, Phillies 82-83, Padres 83-84, Tigers 84
Mongiello, Mike	1993-95	
Montas, Frankie	2017-18	White Sox 15, A's 17-22, Yankees 22
Monteleone, Rich	1985	Mariners 87, Angels 88-89/95-96, Yankees 90-93, Giants 94
Montero, Rafael	2019	Mets 14-17, Rangers 19-20, Mariners 21, Astros 21-22
Montgomery, Jeff	1987	Reds 87, Royals 88-99
Montgomery, Ray	1999-2000	Astros 96-98
Moody, Eric	2001	Rangers 97
Moore, Adam	2019	Mariners 09-11, Royals 12-13, Padres 14, Indians 15-16
Moore, Robert	1990	Rays 18
Moorman, Chuck	2019	Royals 91
Morban, Richard	2018	
Morel, Brent	2015	
Moretto, Tony	1978	White Sox 10-13, Pirates 14-15
Morgan, Mike	1981	A's 78-79, Yankees 82, Blue Jays 83, Mariners 85-87, Orioles 88, Dodgers 89-91, Cubs 92-95/98, Cardinals 95-96, Reds 96-97, Twins 98, Rangers 99, Diamondbacks 00-02
Morgan, Nyjer	2011	Pirates 07-09, Nationals 09-10, Brewers 11-12, Indians 14

ALL-TIME NASHVILLE SOUNDS ROSTER

Moriarty, Mike	2004	Orioles 02
Morman, Russ	1992	White Sox 88-89, Royals 90-91, Marlins 94-97
Morris, Hal	1990, '92	Yankees 88-89, Reds 90-97/99-00, Royals 98, Tigers 00
Morris, Hunter	2013-14	
Morris, Warren	2001, '05	Pirates 98-01, Twins 02, Tigers 03
Mosquera, Julio	2005	Blue Jays 96-97, Brewers 05
Motley, Darryl	1990	Royals 81-86, Braves 86-87
Mottl, Ryan	2004	
Mouton, Lyle	1995	White Sox 95-97, Orioles 98, Brewers 99-00, Marlins 01
Muncy, Max	2015-16	A's 15-16, Dodgers 18-23
Munoz, Jose	1996	White Sox 96
Munoz, Yairo	2017	Cardinals 18-19, Red Sox 20-21, Phillies 22
Munson, Eric	2008	Tigers 00-04, Devil Rays 05, Astros 06-07
Murphy, Sean	2018	A's 19-22, Braves 23
Murray, A.J.	2010	Rangers 07-08
Myers, Tobias	2023	

N (30)

Naile, James	2016, '18	Cardinals 22-23
Naquin, Tyler	2023	Guardians 16-20, Reds 21-22, Mets 22, White Sox 23
Narron, Sam	2008-11	Rangers 04
Narvaez, Omar	2022	White Sox 16-18, Mariners 19, Brewers 20-22, Mets 23
Narveson, Chris	2008-09, '13	Cardinals 06, Brewers 09-13
Navarro, Brian	2022-23	Marlins 20
Navas, Carlos	2016	
Neal, Zach	2015-17	A's 17
Nelson, Brad	2005-08	Brewers 08-09
Nelson, Bryant	2001	Red Sox 02
Nelson, Doug	1978	
Nelson, Jerome	1990	
Nelson, Jimmy	2013-14	Brewers 13-17/19, Dodgers 21
Neuse, Sheldon	2018	A's 19/22, Dodgers 21
Newson, Warren	1993	White Sox 91-95, Mariners 95, Rangers 96-98
Nielsen, Scott	1984	Yankees 86/88-89, White Sox 87
Nieves, Wil	2011	Padres 02, Yankees 05-07, Nationals 08-10, Brewers 11
Nix, Laynce	2006-08	Rangers 03-06, Brewers 06-08, Reds 09-10, Nationals 11, Phillies 12-13
Nixon, Otis	1981-82	Yankees 83, Indians 94-97, Expos 88-90, Braves 91-93/99, Red Sox 94, Rangers 95, Blue Jays 96-97, Twins 98
Noce, Paul	1990	Cubs 87, Reds 90
Nokes, Matt	1986	Giants 85, Tigers 86-90, Yankees 90-94, Orioles 95, Rockies 95
Nolin, Sean	2015	Blue Jays 13-14, A's 15
Noriega, Rey	1995	
Norton, Greg	1996-97	White Sox 96-00, Rockies 01-03, Tigers 04, Devil Rays 06-07, Mariners 08, Braves 08-09
Novoa, Rafael	1995	Giants 90, Brewers 93
Nowak, Chris	2011	
Nunez, Abraham	1998-00, 02, 08	Pirates 97-04, Cardinals 05, Phillies 06-07, Mets 08
Nunez, Franklin	2007	Devil Rays 04-05
Nuñez, Renato	2016-18	A's 16-17, Rangers 18, Orioles 18-20, Tigers 21
Nyman, Chris	1986	White Sox 82-83

O (29)

Obermueller, Wes	2005	Royals 02, Brewers 03-05, Marlins 07
O'Connor, Brian	2000-02	Pirates 00
Odor, Rougned	2019	Rangers 14-20, Yankees 21, Orioles 22, Padres 23
Oeltjen, Trent	2010	Diamondbacks 09, Dodgers 10-11
Oester, Ron	1988	Reds 78-90
O'Flaherty, Eric	2015	Mariners 06-08, Braves 09-13/16-17, A's 14-15, Mets 15
O'Keefe, Rick	1978-79	
Oliver, Joe	1988-89	Reds 89-94/96-97, Brewers 95, Tigers 98, Mariners 98/00, Pirates 99, Yankees 01, Red Sox 01
Oliverio, Steve	1988	
Olmedo, Ray	2010	Reds 03-06, Blue Jays 07, White Sox 12
Olmsted, Michael	2013	
Olsen, Steve	1994-95	
Olson, Matt	2016-17	A's 16-21, Braves 22-23



ALL-TIME NASHVILLE SOUNDS ROSTER

Olszta, Eddie	2004	
Olwine, Ed	1983	Braves 86-88
O'Malley, Tom	1985	Giants 82-84, White Sox 84, Orioles 85-86, Rangers 87, Expos 88, Mets 89-90
O'Neal, Randy	1985-86	Tigers 84-86, Braves 87, Cardinals 87-88, Phillies 89
O'Neill, Paul	1987, '89	Reds 85-92, Yankees 93-01
Ordonez, Magglio	1997	White Sox 97-04, Tigers 05-11
Orie, Kevin	2005	Cubs 97-98/02, Marlins 98-99
Orr, Pete	2014	Braves 05-07, Nationals 08-09, Phillies 11-13
Ortiz, Javier	1994-95	Astros 90-91
Ortiz, Junior	1995	Pirates 82-83/85-89, Mets 83-84, Twins 90-91, Indians 92-93, Rangers 94
Osik, Keith	1999	Pirates 96-02, Brewers 03, Orioles 04, Nationals 05
Osteen, Gavin	2000	
Otero, Andy	2021-22	
Otero, Dan	2015	Giants 12, A's 13-15, Indians 16-19
Overton, Dillon	2016	A's 16, Mariners 17, Padres 17
Oxspring, Chris	2007	Padres 05
P (79)		
Pacella, John	1985-86	Mets 77/79-80, Yankees 82, Twins 82, Orioles 84, Tigers 86
Pacillo, Pat	1987-88	Reds 87-88
Paciorek, Joey	2013	
Pagan, Emilio	2018	Mariners 18, A's 18, Rays 19, Padres 20-21, Twins 22-23
Pagliarulo, Mike	1983	Yankees 84-89, Padres 89-90, Twins 91-93, Orioles 93, Rangers 95
Pagnozzi, Matt	2014	Cardinals 09-10, Rockies 11, Pirates 11, Astros 13, Brewers 14
Pall, Donn	1995	White Sox 88-93, Phillies 93, Yankees 94, Cubs 94, Marlins 96-98
Palumbo, Joe	2019	Rangers 19-20
Pannone, Thomas	2023	Blue Jays 18-19, Brewers 23
Parejo, Freddy	2009	
Parker, Jarrod	2015	Diamondbacks 11, A's 12-13
Parker, Stephen	2013	
Parmelee, Chris	2017	Twins 11-14, Orioles 15, Yankees 16
Paronto, Chad	2005	Orioles 01, Indians 02-03, Braves 06-07, Astros 08-09
Parque, Jim	1997	White Sox 98-02, Devil Rays 03
Parra, Jose	2000	Dodgers 95, Twins 96, Pirates 00, Diamondbacks 02, Mets 04
Parra, Manny	2007, '09, '11	Brewers 07-10/12, Reds 13-14
Parrino, Andy	2015	Padres 11-12, A's 13-15
Pasqua, Dan	1984	Yankees 85-87, White Sox 88-94
Pastore, Frank	1978	Reds 79-85, Twins 86
Paterson, Joe	2015	Diamondbacks 11-14
Patterson, Corey	2009, '12	Cubs 00-05, Orioles 06-07/10, Reds 08, Nationals 09, Brewers 09, Blue Jays 11, Cardinals 11
Patterson, Jarrod	2000	Tigers 01, Royals 03
Patterson, Scott	1983-84	
Patzke, Jeff	1998-99	
Pavlas, Dave	2000-01	Cubs 90-91, Yankees 95-96
Payano, Pedro	2019	Rangers 19
Pearson, Eddie	1997	
Pearson, Kevin	1989-91	
Peguero, Elvis	2023	Angels 21-22, Brewers 23
Pelham, CD	2019	Rangers 18
Pena, Ariel	2014	
Pena, Luis	2008	
Pena, Richelson	2019	
Peralta, Freddy	2022	Brewers 18-23
Peralta, Wily	2011-12	Brewers 12-17, Royals 18-19/21, Tigers 21-22
Perdomo, Angel	2021-22	Brewers 20-21, Pirates 23
Perdomo, Luis	2022	Padres 16-20, Brewers 22
Perez, Hernan	2021	Tigers 12-15, Brewers 15-19, Cubs 20, Nationals 21
Perez, Juan	2012	Pirates 06-07, Phillies 11, Brewers 12
Perry, Chan	2003	Indians 00, Royals 02
Peters, Chris	1999-00	Pirates 96-00, Expos 01
Peters, Tanner	2015	

ALL-TIME NASHVILLE SOUNDS ROSTER

Petersen, Chris	2001	Rockies 99
Peterson, Charles	1998	
Peterson, Dustin	2021-22	Braves 18, Tigers 19
Peterson, Erik	1981-84	
Peterson, Jace	2021	Padres 14, Braves 15-17, Yankees 18, Orioles 18-19 Brewers 20-22, A's 23, Diamondbacks 23 White Sox 13-17, Blue Jays 18, Brewers 19, Angels 21
Petricka, Jake	2019	
Pettaway, Ike	1983	
Pettyjohn, Adam	2007	Tigers 01, Reds 08
Phegley, Josh	2016-18	White Sox 13-14 A's 15-19, Cubs 20
Phelps, Tommy	2005	Marlins 03-04, Brewers 05
Phillips, Jason	1998-2000	Pirates 99, Indians 02-03
Phillips, Paul	2012	Royals 04-07, White Sox 08, Rockies 09-10
Pickford, Kevin	1998	Padres 02
Pill, Tyler	2019	Mets 17
Pinder, Chad	2016-17	A's 16-22
Pittaro, Chris	1985	Tigers 85, Twins 86-87
Pittman, Joe	1985	Astros 81-82, Padres 82, Giants 84
Polcovich, Kevin	1999	Pirates 97-98
Poldberg, Brian	1981-82	
Polidor, Wil	1997	
Pose, Scott	1991	Marlins 93, Yankees 97
Post, David	2002	
Powell, Boog	2017-18	Mariners 17, A's 17-18
Powell, Dennis	1994	Dodgers 85-86, Mariners 87-90/92-93, Brewers 90
Powell, Ross	1990-92	Reds 93, Astros 94-95, Pirates 95
Pratt, Andy	2005	Braves 02, Cubs 04
Pratt, Rich	1997	
Pride, Curtis	2002	Expos 93/95/01, Tigers 96-97, Red Sox 97/00, Braves 98, Yankees 03, Angels 04-06 Twins 08-09, Mets 11, Phillies 12, Orioles 13, Rockies 14 A's 15
Pridie, Jason	2015	
Prieto, Ariel	2003	A's 95-98/00, Devil Rays 01
Prince, Josh	2013	Brewers 13
Pritchett, Chris	2002	Angels 96/98-99, Phillies 00
Profar, Juremi	2019	
Pryor, Buddy	1987-88	
Pugh, Tim	1991-92	Reds 92-96, Royals 96, Tigers 97
Pyka, Garry	1978	
Q (2)		
Quinn, Roman	2023	Phillies 16/18-22, Rays 22
Quinones, Luis	1988-89	A's 83, Giants 86, Cubs 87, Reds 89-91, Twins 92
Quintero, Humberto	2012	Padres 03-04, Astros 05-11, Royals 12, Phillies 13, Mariners 13-14
R (89)		
Raburn, Johnny	2009-10	
Radmanovich, Ryan	2001-02	Mariners 98
Raftice, Bob	1983	
Raines, Tim	1993	Expos 79-90/01, White Sox 91-95, Yankees 96-98, A's 99, Orioles 01, Marlins 02 Pirates 98-03/15, Cubs 03-11, Brewers 12-15
Ramirez, Aramis	1998-2000	
Ramirez, Carlos	2018	Blue Jays 17-18, A's 18
Ramirez, Erasmo	2008	Rangers 03-05, A's 07, Marlins 07
Ramsey, Fernando	1995-96	Cubs 92
Rasmussen, Jim	1983-85	
Rath, Fred	2000	Rockies 98
Ravelo, Rangel	2015-16	Cardinals 19-20
Ray, Corey	2021-22	Brewers 21
Ray, Kenny	2007	Royals 99, Braves 06
Rea, Colin	2021, '23	Padres 15-16, Marlins 16, Cubs 20, Brewers 21/23
Reboulet, Jeff	2003	Twins 92-96, Orioles 97-99, Royals 00, Dodgers 01-02, Pirates 03
Reddick, Josh	2016	Red Sox 09-11, A's 12-16, Dodgers 16, Astros 17-20, Diamondbacks 21
Reddish, Mike	1983	
Redman, Tike	2000-03, '09	Pirates 00-01/03-05, Orioles 07



ALL-TIME NASHVILLE SOUNDS ROSTER

Redus, Gary	1979	Reds 82-85, Phillies 86, White Sox 87-88, Pirates 88-92, Rangers 93-94
Reed, Jeff	1992	Twins 84-86, Expos 87-88, Reds 88-92, Giants 93-95, Rockies 96-99, Cubs 99-00
Reed, Jeremy	2011	Mariners 04-08, Mets 09, Blue Jays 10, Brewers 11
Reed, Michael	2023	
Reetz, Jakson	2022	Nationals 21
Reid, Justin	2003-04	
Reuss, Jerry	1987	Cardinals 69-71, Astros 72-73, Pirates 74-78/90, Dodgers 79-87, Reds 87, Angels 87, White Sox 88-89, Brewers 89
Reyes, Al	2002	Brewers 95-99, Orioles 00, Dodgers 00-01, Pirates 02, Yankees 03, Cardinals 04-05, Devil Rays 07-08
Reyes, Jose	1998	
Reyes, Pablo	2021-22	Pirates 18-19, Brewers 21-22, Red Sox 23
Reynolds, Jeff	1982, '89	
Ricci, Frank	1981-82	
Richardson, Jeff	1989	Reds 89, Pirates 91, Red Sox 93
Rickles, Nick	2015	
Righetti, Dave	1995	Yankees 79-90, Giants 91-93, A's 94, Blue Jays 94, White Sox 95
Rijo, Jose	1983, '90	Yankees 84, A's 85-87, Reds 88-95/01-02
Rincon, Ricardo	1998	Pirates 97-98, Indians 99-02, A's 02-05, Cardinals 06
Rios, Armando	2002	Giants 98-01, Pirates 01-02, White Sox 03
Riske, David	2008, '10	Indians 99/01-05, Red Sox 06, White Sox 06, Royals 07, Brewers 08-10
Risley, Bill	1991	Expos 92-93, Mariners 94-95, Blue Jays 96-98
Ritchie, Todd	1999	Twins 97-98, Pirates 99-01, White Sox 02, Brewers 03
Rivas, Amaury	2011-12	
Rivera, Carlos	2003-04	Pirates 03-04
Rivera, German	1986	Dodgers 83-84, Astros 85
Rivera, Mike	2005-07, '09, '11	Tigers 01-02, Padres 03, Brewers 06-09/11, Marlins 10
Rizzo, Todd	1997	White Sox 98-99
Roach, Donn	2016	Padres 14, Cubs 15, Mariners 16
Robbins, Wes	1981	
Roberts, Leon	1985-86	Royals 84
Roberts, Ryan	2015	Blue Jays 06-07, Rangers 08, Diamondbacks 09-12, Rays 12-13, Red Sox 14
Roberts, Willis	2004	Tigers 99, Orioles 01-03, Pirates 04
Robertson, Andre	1980	Mets 84-85
Robertson, Daniel	2021	Rays 17-19, Giants 20, Brewers 21
Robertson, Mike	1994-96, '99	White Sox 96, Phillies 97, Diamondbacks 98
Robertson, Rich	1999	Pirates 93-94, Twins 95-97, Angels 98
Robinson, Brian	1987	
Robinson, Cam	2022-23	
Robinson, Jeff M.	1986	Tigers 87-90, Orioles 91, Rangers 92, Pirates 92
Robinson, Ron	1988-89	Reds 84-90, Brewers 90-92
Robledo, Nilson	1996	
Rodriguez, Edwin	1982	Yankees 82, Padres 83/85
Rodriguez, Fernando	2015	Angels 09, Astros 11-12, A's 14-15
Rodriguez, Francisco	2013	Angels 02-08, Mets 09-11, Brewers 11-13/14, Orioles 13, Tigers 16-17
Rodriguez, Josh	2016	Pirates 11
Rodriguez, Rosario	1990	Reds 89-90, Pirates 91
Roenicke, Ron	1988	Dodgers 81-83, Mariners 83, Padres 84, Giants 85, Phillies 86-87, Reds 88
Roesler, Mike	1988-89	Reds 89, Pirates 90
Rogers, Jason	2014	Brewers 14-15, Pirates 16
Rogers, Mark	2010-12	Brewers 10/12
Roller, Chris	2023	
Rollin, Franklin	2019	
Romero, Armando	2002	Padres 97-98, Red Sox 98, Rockies 03
Romero, Niuman	2015	Indians 09, Red Sox 10
Roof, Gene	1986	Cardinals 81-83, Expos 83
Roomes, Rolando	1989	Cubs 88, Reds 89-90, Expos 90
Rosado, Luis	1985	
Rose Jr., Pete	1998	
Rosengren, John	2000	Reds 97

ALL-TIME NASHVILLE SOUNDS ROSTER

Rosenthal, Trevor	2022	Cardinals 12-17, Nationals 19, Tigers 19, Royals 20, Padres 20
Rothschild, Larry	1978	Tigers 81-82
Rottino, Vinny	2005-08	Brewers 06-08, Marlins 11, Mets 12, Indians 12
Ruf, Darin	2023	Phillies 12-16, Giants 20-22/23, Mets 22, Brewers 23
Ruffcorn, Scott	1993-96	White Sox 93-96, Phillies 97
Ruffin, Johnny	1993	Reds 93-96, Diamondbacks 00, Marlins 01
Ruiz, Esteury	2022	Padres 22, Brewers 22, A's 23
Ruiz, Norge	2018	A's 22
Ryan, Jason	2001	Twins 99-00
Ryan, Ken	1999	Red Sox 92-95, Phillies 96-99
Ryan, Matt	1998-99	
Ryder, Brian	1980	
S (137)		
Sabo, Chris	1987, '89, '92	Reds 88-93/96, Orioles 94, White Sox 95, Cardinals 95
Sadzeck, Connor	2021-22	Rangers 18, Mariners 19, Brewers 22
Saenz, Olmedo	1994-96	White Sox 94, A's 00-02, Dodgers 04-07
Saito, Takashi	2011	Dodgers 06-08, Red Sox 09, Braves 10, Brewers 11, Diamondbacks 12
Sak, Jim	2000	
Salas, Marino	2007	Pirates 08
Salas, Mark	1982	Cardinals 84, Twins 85-87, Yankees 87, White Sox 88, Indians 89, Tigers 90-91
Salome, Angel	2009-10	Brewers 08
Sanchez, Alex	1985	Blue Jays 89
Sanchez, Duaner	2002-03	Diamondbacks 02, Pirates 02-03, Dodgers 04-05, Mets 06/08, Padres 09
Sanchez, Freddy	2003-04	Red Sox 03, Pirates 04-09, Giants 09-11
Sanchez, Jake	2015, '17-18	
Sanchez, Jesus	2012-13	
Sanchez, Juan	2011-12	
Sanchez, Miguel	2021-22	Brewers 21-22
Sanders, Tracy	2000	
Sandoval, Juan	2009	
Sanford, Chance	1998	Pirates 98
Sanford, Mo	1991-92	Reds 91, Rockies 93, Twins 95
Santana, Danny	2019	Twins 14-17, Braves 17-18, Rangers 19-20, Red Sox 21
Santana, Julio	2005	Rangers 97-98, Devil Rays 98-99, Expos 00, Tigers 02, Brewers 05, Phillies 06
Santana, Rafael	1980	Cardinals 83, Mets 84-88, Indians 90
Santo Domingo, Rafael	1978-79	Reds 79
Santos, Eduard	2016	
Sarfate, Dennis	2005-07	Brewers 06, Astros 07, Orioles 08-09
Sauerbeck, Scott	2000	Pirates 99-03, Red Sox 03, Indians 05-06, A's 06
Sauveur, Rich	1996, '98-99	Pirates 86, Expos 88, Mets 91, Royals 92, White Sox 96, A's 00
Sawyer, Dalton	2017	
Scarborough, Steve	2005	
Schafer, Logan	2011-12, '14	Brewers 11-15, Twins 16
Schall, Gene	1997	Phillies 95-96
Scherrer, Bill	1986-87	Reds 82-84, Tigers 84-86, Reds 87, Orioles 88, Phillies 88
Schmidt, Jason	2001	Braves 95-96, Pirates 96-01, Giants 01-06, Dodgers 07/09
Schmitz, Danny	1980, '82	
Schrenk, Steve	1993-94, '96	Phillies 99-00
Schulz, Jeff	1992	
Schuster, Patrick	2016-17	A's 16, Phillies 16
Scott, Dickie	1984	
Scott, Donnie	1990-91	Rangers 83-84, Mariners 85, Reds 91
Scott, Kelly	1982-83	
Scott, Tim	1999	Padres 91-93/97, Expos 93-96, Giants 96, Angels 97
Scudder, Scott	1989-90	Reds 89-91, Indians 92-93
Sebra, Bob	1989-90	Rangers 85, Expos 86-87, Phillies 88-89, Reds 89, Brewers 90
Secrist, Reed	1999, 2001-02	



ALL-TIME NASHVILLE SOUNDS ROSTER

Seddon, Joel	2017	
Segovia, Zack	2011	Phillies 07, Nationals 09
Segura, Jose	1992	White Sox 88-89, Giants 91
Seidel, R.J.	2013	
Sellers, Jeff	1989	Red Sox 85-88
Semien, Marcus	2017	White Sox 13-14, A's 15-20, Blue Jays 21, Rangers 22-23
Seminaris, Adam	2023	
Serafini, Dan	2000	Twins 96-98, Cubs 99, Padres 00, Pirates 00, Reds 03, Rockies 07
Serum, Gary	1982	Twins 77-79
Service, Scott	1992, 2002	Phillies 88, Expos 92, Rockies 93, Reds 93-94/96-97, Giants 95, Royals 97-99, A's 00, Diamondbacks 03/04, Blue Jays 03
Severino, Pedro	2022	Nationals 15-18, Orioles 19-21, Brewers 22
Shaffar, Ben	2002-03	
Shannon, Kevin	1981	
Shaw, Travis	2021	Red Sox 15-16/21-22, Brewers 17-19/21, Blue Jays 20
Sheets, Ben	2006	Brewers 01-08, A's 10, Braves 12
Sheldon, Scott	2004	A's 97, Rangers 98-01
Sheridan, Pat	1986	Royals 81-85, Tigers 86-89, Giants 89, Yankees 91
Shiell, Jason	2008	Padres 02, Red Sox 03, Braves 06
Shiflett, Mark	1983-84	
Shirley, Steve	1985	Dodgers 82
Showalter, Buck	1980-83	
Shumpert, Terry	2004	Royals 90-94, Red Sox 95, Cubs 96, Padres 97, Rockies 98-02, Devil Rays 03
Sierra, Candy	1988	Padres 88, Reds 88
Silva, Jose	1998-99	Pirates 97-01, Reds 02
Silva, Mark	1983-84	
Simas, Bill	1995	White Sox 95-00
Simmons, Nelson	1985-86	Tigers 84-85, Orioles 87
Simon, Randall	2003-04	Braves 97-99, Tigers 01-02, Pirates 03/04, Cubs 03, Devil Rays 04, Phillies 06
Simpson, Allan	2006	Rockies 04-05, Reds 05, Brewers 06
Singleton, Jon	2022-23	Astros 14-15/23, Brewers 23
Sirotko, Mike	1995-97	White Sox 95-00
Skrehot, Shaun	2001, '04	
Skrmetta, Matt	2000	Expos 00, Pirates 00, Reds 01, Royals 02
Slagle, Roger	1980-82	Yankees 79
Small, Ethan	2021-23	Brewers 22-23
Small, Jeff	1992	
Smith, Brian	2001-02	Pirates 00
Smith, Chad	2015	Tigers 14, A's 15
Smith, Chris	2009-10, '16-17	Red Sox 08, Brewers 09-10, A's 16-17
Smith, Chuck	1996-97	Marlins 00-01
Smith, Garry	1980, '82	
Smith, Josh	2017	Reds 15-16, A's 17, Red Sox 19
Smith, Keith	1982-84	Rangers 77, Cardinals 79-80
Smith, Ken	1981-82	
Smith, Mark C.	1985	A's 83
Smith, Mark E.	1998	Orioles 94-96, Pirates 97-98, Marlins 00, Expos 01, Brewers 03
Smolinski, Jake	2015-18	Rangers 14-15, A's 15-18
Snell, Nate	1988	Orioles 84-86, Tigers 87
Snider, Van	1988-89	Reds 88-89
Snopek, Chris	1995-97	White Sox 95-98, Red Sox 98
Snusz, Chris	2003-04	
Sobotka, Chad	2021	Braves 18-20
Sohns, Tommy	1978-79	
Solak, Nick	2019	Rangers 19-22, Braves 23, Tigers 23
Sollmann, Steve	2008	
Sorensen, Zach	2006	Indians 03, Angels 05
Soto, Mario	1987	Reds 77-88
Spanberger, Chad	2021	
Sparks, Jeff	1999	Devil Rays 99-00
Sparks, Steve	2001	Pirates 00
Sportman, J.P.	2018	
Springer, Gary	1986	
Springs, Jeffrey	2019	Rangers 18-19, Red Sox 20, Rays 21-23

ALL-TIME NASHVILLE SOUNDS ROSTER

Spurling, Chris	2007	Tigers 03/05-06, Brewers 06-07
Stairs, Matt	2003	Expos 92-93, Red Sox 95, A's 96-00, Cubs 01, Brewers 02, Pirates 03, Royals 04-06, Rangers 06, Tigers 06, Blue Jays 07-08, Phillies 08-09, Padres 10, Nationals 11
Statia, Hainley	2012-14	
Staton, T.J.	1998	
St. Claire, Randy	1988	Expos 84-88, Reds 88, Twins 89, Braves 91-92, Blue Jays 94
Stein, Blake	2004	A's 98-99, Royals 99-02
Stern, Adam	2009-10	Red Sox 05-06, Orioles 07, Brewers 10
Stetter, Mitch	2005-08, '10-12	Brewers 07-11
Stewart, Cory	2004	
Stieb, Dave	1993	Blue Jays 78-92, White Sox 93
St. John, Locke	2019	Rangers 19, Cubs 22
Stock, Robert	2023	Padres 18-19, Red Sox 20, Cubs 21, Mets 21
Stocker, Mel	2008	Brewers 07
Stoddard, Bob	1985	Mariners 81-84, Tigers 85, Padres 86, Royals 87
Stokes Jr., Troy	2021	Pirates 21
Stone, Jeff	1992	Phillies 83-87, Orioles 88, Rangers 89, Red Sox 89-90
Strange, Doug	1999	Tigers 89, Cubs 91-92, Rangers 93-94, Mariners 95-96, Expos 97, Pirates 98
Strange-Gordon, Dee	2021	Dodgers 11-14, Marlins 15-17, Mariners 18-20
Strzlecki, Peter	2021-23	Brewers 22-23, Diamondbacks 23
Stull, Cody	2016	
Sturdevant, Tyler	2017	Rays 16
Suppan, Jeff	2009	Red Sox 95-97/03, Diamondbacks 98, Royals 98-02, Pirates 03, Cardinals 04-06/10, Brewers 07-10, Padres 12
Surkamp, Eric	2016	Giants 11/13, White Sox 14, Dodgers 15, A's 16
Sutko, Glenn	1991	Reds 90-91
Sveum, Dale	1999	Brewers 86-91, Phillies 92, White Sox 92, A's 93, Mariners 94, Pirates 96-97/99, Yankees 98
Sweet, Jonathan	1998	
Swindle, R.J.	2009	Phillies 08, Brewers 09
Sykes, Bob	1982	Tigers 77-78, Cardinals 79-81
Szymczak, Dave	1983	
T (51)		
Tabaka, Jeff	1998	Pirates 94/99, Padres 94-95, Astros 95-96, Reds 97, Cardinals 01
Tabler, Pat	1980	Cubs 81-82, Indians 83-88, Royals 88-90, Mets 90
Tanner, Eddie	1987-90	
Taylor, Beau	2017-18	A's 18-19, Blue Jays 19, Indians 20
Taylor, Billy	2001	A's 94/96-99, Mets 99, Devil Rays 00, Pirates 01
Taylor, Dwight	1992	Royals 86
Taylor, Jeff	1980-81	
Taylor, Steve	1980-81	
Taylor, Tyrone	2021-22	Brewers 19-23
Tedder, Scott	1993	
Teggarden, Rob	1981, '83	
Teheran, Julio	2023	Braves 11-19, Angels 20, Tigers 21, Brewers 23
Tellez, Rowdy	2021, '23	Blue Jays 18-21, Brewers 21-23
Tepesch, Nick	2016	Rangers 13-14, Dodgers 16, Twins 17, Blue Jays 17
Terry, Scott	1987	Reds 86, Cardinals 87-91
Tewksbury, Bob	1983-84	Yankees 86-87, Cubs 87-88, Cardinals 89-94, Rangers 95, Padres 96, Twins 97
Thatcher, Joe	2007	Padres 07-13, Diamondbacks 13-14, Angels 14, Astros 15
Thigpen, Bobby	1996	White Sox 86-93, Phillies 93, Mariners 94
Thobe, Steve	1998	
Thomas, Charles	2007	Braves 04, A's 05
Thomas, Larry	1993, '97	White Sox 95-97
Thompson, Justin	2006	Tigers 96-99, Rangers 05
Thompson, Rich	2003-04	Royals 04, Rays 12
Thompson, Taylor	2015	White Sox 14
Thornburg, Tyler	2012-13	Brewers 12-16, Red Sox 18-19, Reds 20/22, Braves 22, Twins 22
Thurman, Corey	2006	Blue Jays 02-03
Thurman, Gary	1994	Royals 87-92, Tigers 93, Mariners 95, Mets 97



ALL-TIME NASHVILLE SOUNDS ROSTER

Tingley, Ron	1994	Padres 82, Indians 88, Angels 89-93, Marlins 94, White Sox 94, Tigers 95
Toca, Jorge	2003	Mets 99-01
Tocci, Carlos	2019	Rangers 18
Tolar, Kevin	1998, 2002	Tigers 00-01, Red Sox 03
Tolman, Tim	1986	Astros 81-85, Tigers 86-87
Tomaselli, Chuck	1984	
Topa, Justin	2021-22	Brewers 20-22, Mariners 23
Toro, Abraham	2023	Astros 19-21, Mariners 21-22, Brewers 23
Torres, Melqui	2008	
Torres, Salomon	2002-03	Giants 93-95, Mariners 95-96, Expos 97, Pirates 02-07, Brewers 08
Torres-Costa, Quintin	2021	
Town, Randy	1979	
Trafton, Todd	1991-92	
Treadway, Jeff	1987	Reds 87-88, Braves 89-92, Indians 93, Dodgers 94-95, Expos 95
Tremie, Chris	1995-96, '99	White Sox 95, Rangers 98, Pirates 99
Trevino, Jose	2019	Rangers 18-21, Yankees 22-23
Triggs, Andrew	2016	A's 16-18, Giants 20, Red Sox 20
Trivino, Lou	2017-18	A's 18-22, Yankees 22
Truby, Chris	2004	Astros 00-01, Expos 02, Tigers 02, Devil Rays 03, Royals 05
Turang, Brice	2021-23	Brewers 23
Turek, Joe	1991	
Turnbow, Derrick	2008	Angels 00/03-04, Brewers 05-08
Tyner, Jason	2009	Mets 00, Devil Rays 00-03, Twins 05-07, Indians 08
U (3)		
Ungs, Nic	2008	
Urias, Luis	2023	Padres 18-19, Brewers 20-23, Red Sox 23
Uribe, Abner	2023	Brewers 23
V (34)		
Valdez, Cesar	2017	Diamondbacks 10, A's 17, Blue Jays 17, Orioles 20-21, Angels 22
Valdez, Mario	1997	White Sox 97, A's 00-01
Valdez, Phillips	2019	Rangers 19, Red Sox 20-22
Valrie, Kerry	1995-96	
Van Benschoten, John	2004	Pirates 04/07-08
Van Gorder, Dave	1978-79	Reds 82,84-86, Orioles 87
VanMeter, Josh	2023	Reds 19-20, Diamondbacks 20-21, Pirates 22
Van Poppel, Todd	1999	A's 91/93-96, Tigers 96, Rangers 98/02-03, Pirates 98, Cubs 00-01, Reds 03-04
Vargas, Claudio	2012	Expos 03-04, Nationals 05, Diamondbacks 05-06, Brewers 07/09-10, Mets 08, Dodgers 09
Vargas, Hedi	1988	Pirates 82/84
Varland, Gus	2023	Brewers 23, Dodgers 23
Vasquez, Esmerling	2019	Diamondbacks 09-11, Twins 12
Vasquez, Luis	1989-91	
Velez, Eugenio	2013-14	Giants 07-10, Dodgers 11
Veliz, Victor	2015	
Venable, Max	1987	Giants 79-83, Expos 84, Reds 85-87, Angels 89-91
Venditte, Pat	2015	A's 15, Blue Jays 16, Mariners 16, Dodgers 18, Giants 19
Vennaro, Zach	2022	
Ventura, Robin	1997	White Sox 89-98, Mets 99-01, Yankees 02-03, Dodgers 03-04
Verdugo, Ryan	2015	Royals 12
Vertigan, Brett	2018	
Viciedo, Dayan	2015	White Sox 10-14
Viera, Husuan	2019	
Vierra, Joey	1990-92, '94-95	
Villaman, Rafael	1981-82	
Villano, Mike	2000	
Villanueva, Carlos	2006-07, '10	Brewers 06-10, Blue Jays 11-12, Cubs 13-14
Villarreal, Luis	2007	
Vinas, Julio	1996-97	
Vogelbach, Daniel	2021	Mariners 16-20, Blue Jays 20, Brewers 20-21, Pirates 22, Mets 22-23

ALL-TIME NASHVILLE SOUNDS ROSTER

Vogelsong, Ryan	2001, '03	Giants 00-01/11-15, Pirates 01/03-06/16
Voigt, Paul	1985	
Voit, Luke	2023	Cardinals 17-18, Yankees 18-21, Padres 22, Nationals 22, Brewers 23
W (78)		
Wahl, Bobby	2016-18	A's 17, Mets 18, Brewers 20
Walden, Marcus	2022	Red Sox 18-20
Walker, Bernie	1987, '89, '91	
Walker, Duane	1978-79	Reds 82-85, Rangers 85, Cardinals 88
Wallace, Jeff	1999-2000	Pirates 97/99-00, Devil Rays 01
Walsh, Colin	2016	Brewers 16
Walter, Corey	2017	
Walters, Nash	2022	Angels 22
Ward, Daryle	2004	Astros 98-02, Dodgers 03, Pirates 04-05, Nationals 06, Braves 06, Cubs 07-08
Ward, Nick	2018	
Ward, Turner	1999	Indians 90-91, Blue Jays 91-93, Brewers 94-96, Pirates 97-99, Diamondbacks 99-00, Phillies 01
Wasdin, John	2003	A's 95-96, Red Sox 97-00, Rockies 00-01, Orioles 01, Blue Jays 03, Rangers 04-06, Pirates 07
Waters, Chris	2010	Orioles 08-09
Weaver, Jeff	2008	Tigers 99-02, Yankees 02-03, Dodgers 04-06/09-10, Cardinals 06, Mariners 07
Webb, Travis	2013	
Weber, Ryan	2021	Braves 15-16, Mariners 17/21, Rays 18, Red Sox 19-21, Brewers 21, Yankees 22-23
Weeks, Rickie	2005, '07	Brewers 03/05-14, Mariners 15, Diamondbacks 16, Rays 17
Wehner, John	1999-2000	Pirates 91-96/99-01, Marlins 97-98
Weibl, Clint	2005	
Weicker, George	1978	
Weigel, Patrick	2021	Braves 20, Brewers 21
Weisenburger, Adam	2014	
Wendelken, J.B.	2016, '18	A's 16/18-21, Diamondbacks 21-22
Wendle, Joey	2015-17	A's 16-17, Rays 18-21, Marlins 22-23
Wengert, Don	2001	A's 95-97, Padres 98, Cubs 98, Royals 99, Braves 00, Pirates 01
Werly, Jamie	1980-81, '83	
Werner, Don	1985	Reds 75-80, Rangers 81-82
Werth, Dennis	1981	Yankees 79-81, Royals 82
Westbrook, Jamie	2021-22	
Wever, Stefan	1981-82	Yankees 82
Wex, Gary	1984	
Wheeler, Zelous	2011	Yankees 14
Whelan, Kevin	2015	Yankees 11, Tigers 14
White, Eli	2019	Rangers 20-22
White, Tyler	2022	Astros 16-19, Dodgers 19
Whitley, Garrett	2022	
Whitmore, Darrell	1998	Marlins 93-95
Wiegandt, Scott	1998	
Wiemer, Joey	2022-23	Brewers 23
Wilborn, Ted	1980-81, '85	Blue Jays 79, Yankees 80
Wilkins, Marc	1998-2001	Pirates 96-01
Willett, Joel	1979	
Williams, Adrian	2012	
Williams, Dave	2001, '03-04	Pirates 01-02/04-05, Reds 06, Mets 06-07
Williams, Frank	1988	Giants 84-86, Reds 87-88, Tigers 89
Williams, Jeff	1984	
Williams, Mike	1998	Phillies 92-96/03, Royals 97, Pirates 98-03, Astros 01
Willis, Carl	1987	Tigers 84, Reds 84-86, White Sox 88, Twins 91-95
Wilson, Brandon	1994-95	
Wilson, Craig A.	2000-01	Pirates 01-06, Yankees 06, Braves 07
Wilson, Craig F.	1996-97	White Sox 98-00
Wilson, Dan	1992	Reds 92-93, Mariners 94-05
Wilson, Enrique	2000	Indians 97-00, Pirates 00-01, Yankees 01-04, Cubs 05
Wilson, Gary	1998	Pirates 95
Wilson, Happy Jack	2001	Pirates 01-09, Mariners 09-11, Braves 11-12
Wilson, Kenny	2017	



ALL-TIME NASHVILLE SOUNDS ROSTER

Wilson, Steve	1995	Rangers 88, Cubs 89-91, Dodgers 91-93
Wilson, Weston	2021-22	Phillies 23
Wimberly, Larry	2001	
Wimmer, Chris	1998	
Winkelsas, Joe	2006	Braves 99, Brewers 06
Winker, Jesse	2023	Reds 17-21, Mariners 22, Brewers 23
Winters, Matt	1982	Royals 89
Wisdom, Patrick	2019	Cardinals 18, Rangers 19, Cubs 20-23
Wohlford, Jim	1987	Royals 72-76, Brewers 77-79, Giants 80-82, Expos 83-86
Wolak, Jerry	1994-95	
Wood, Jason	2000-01	A's 98, Tigers 98-99, Marlins 06-08
Woods, Brian	1997	
Woodruff, Brandon	2022-23	Brewers 17-23
Woodward, Chris	2008	Blue Jays 99-04/11, Mets 05-06, Braves 07, Mariners 09-10, Red Sox 09
Woodworth, Dave	1984	
Wooten, Rob	2012-14	Brewers 13-15
Worden, Bill	1984	
Worrell, Steve	1996	
Wright, Chase	2009-11	Yankees 07
Wright, Ron	1998	Mariners 02
Wrona, Rick	1992-93, '97	Cubs 88-90, Reds 92, White Sox 93, Brewers 94
Y (2)		
Yardley, Eric	2021	Padres 19, Brewers 20-21
Yelich, Christian	2021	Marlins 13-17, Brewers 18-23
Z (9)		
Zambrano, Jesus	2015	
Zappelli, Mark	1996	
Zarraga, Shawn	2014	
Zito, Barry	2015	A's 00-06/15, Giants 07-13
Zobrist, Ben	2015	Devil Rays 06-07, Rays 08-14, A's 15, Royals 15, Cubs 16-19
Zosky, Eddie	2000	Blue Jays 91-92, Marlins 95, Brewers 99, Astros 00
Zumwalt, Alec	2005-07	
Zuniga, Tony	2005	
Zupcic, Bob	1994-95	Red Sox 91-94, White Sox 94

NASHVILLE VOLTS YEAR-BY-YEAR RESULTS

YEAR	W-L	PCT	PLACE	MANAGER	ATTENDANCE
1901	78-45	.634	1	Newt Fisher	n/a
1902	80-40	.667	1	Newt Fisher	n/a
1903	60-54	.526	5	Newt Fisher	n/a
1904	72-67	.518	5	Newt Fisher	n/a
1905	47-88	.348	7	Newt Fisher/Mike Finn	n/a
1906	47-90	.343	7	Mike Finn	n/a
1907	59-78	.431	8	Johnny Dobbs	n/a
1908	75-56	.573	1	Bill Bernhard	n/a
1909	82-55	.595	2	Bill Bernhard	n/a
1910	64-76	.457	5	Bill Bernhard	n/a
1911	69-64	.519	4	Bill Schwartz	n/a
1912	67-70	.489	4	Bill Schwartz	n/a
1913	62-76	.444	7	Bill Schwartz	n/a
1914	77-72	.517	5	Bill Schwartz	n/a
1915	75-78	.490	4	Bill Schwartz	103,399
1916	84-54	.609	1	Roy Ellam	111,418
1917	77-73	.513	5	Roy Ellam	79,018
1918	30-40	.429	7	Roy Ellam	24,119
1919	55-83	.399	8	Roy Ellam	79,014
1920	65-89	.422	7	Roy Ellam	102,529
1921	62-90	.409	6	Hub Purdue	97,057
1922	56-96	.368	7	Larry Doyle	87,893
1923	75-77	.493	6	Jimmy Hamilton	160,302
1924	78-75	.510	4	Jimmy Hamilton	107,403
1925	81-72	.529	3	Jimmy Hamilton	178,633
1926	83-68	.550	4	Jimmy Hamilton	134,803
1927	84-69	.549	4	Jimmy Hamilton	175,875
1928 *	31-42	.425	6	Jimmy Hamilton	96,396
	28-52	.350	8		
1929	90-63	.588	2	Clarence Rowland	154,113
1930	66-87	.431	7	Clarence Rowland	95,060
1931	51-102	.330	8	Joe Klugman	67,338
1932	75-78	.490	4	Joe Klugman	99,615
				Charlie Dressen	
1933 *	39-37	.513	5	Charlie Dressen	80,028
	36-32	.529	3		
1934 *	46-26	.639	1	Charlie Dressen	113,292
	41-39	.513	4	Charlie Dressen	
				Lance Richbourg	
1935	82-69	.543	4	Frank Brazil	98,781
				Lance Richbourg	
				Johnny Butler	
1936	86-65	.570	2	Lance Richbourg	141,369
1937	80-73	.523	5	Lance Richbourg	106,392
1938	84-66	.560	2	Charlie Dressen	128,686
1939	85-68	.550	3	Larry Gilbert	124,232
1940	101-47	.682	1	Larry Gilbert	138,602
1941	83-70	.542	2	Larry Gilbert	97,282
1942	85-66	.563	2	Larry Gilbert	96,934
1943 **	49-26	.653	1	Larry Gilbert	76,570
	34-29	.540	3		
1944 **	32-36	.471	5	Larry Gilbert	146,945
	47-25	.653	1		
1945	55-84	.396	7	Larry Gilbert	83,014
1946	75-78	.490	5	Larry Gilbert	213,284
1947	80-73	.523	3	Larry Gilbert	251,336
1948	95-58	.621	1	Larry Gilbert	269,893
1949	95-57	.625	1	Rollie Hemsley	228,034
1950	86-64	.573	3	Donald Osborn	188,541
1951	78-76	.506	5	Donald Osborn	136,098
1952	73-79	.480	6	Hugh Poland	113,193
1953 #	85-69	.552	2	Hugh Poland	149,578
1954	64-90	.416	7	Hugh Poland	89,470
1955	77-74	.510	5	Joe Schultz	116,952
1956	75-79	.487	7	Ernest White	115,049



NASHVILLE VOLS YEAR-BY-YEAR RESULTS

YEAR	W-L	PCT	PLACE	MANAGER	ATTENDANCE
1957	83-69	.546	3	Richard Sisler	152,203
1958	76-78	.494	5	Richard Sisler	92,199
1959 *	41-24	.631	2	Richard Sisler	129,125
	43-40	.518	5		
1960	71-82	.464	6	James Turner	99,721
1961	69-83	.454	6	Red Robbins	64,460
1962	DID NOT HAVE TEAM				
1963 *%0	24-47	.338	8	John Fitzpatrick	54,564
	29-39	.426	6		
TOTALS	4569-4446	.507			5,849,812

* Split Season

** Split Season with Pennant Winner

Won Four-Team Playoff

% Nashville was member of the Class AA South Atlantic League

ALL-TIME NASHVILLE VOLS TEAM 1920-1963

Selected by late Nashville Banner sportswriters Fred Russell and George Leonard

	<u>Fred Russell</u>	<u>George Leonard</u>
1B	Les Fleming	Les Fleming
2B	Johnny Mihalic	Johnny Mihalic
SS	Lonny Frey	Woddy Williams
3B	Charlie English	Rance Pless
OF	Kiki Cuyler	Babe Barna
	Phil Weintraub	Kiki Cuyler
C	Greek George	Smokey Burgess
	Carl Sawatski	Carl Sawatski
RHP	Tiny Chaplin	Red Lucas
	Red Lucas	Pete Mallory
	Jim Maloney	Jim Maloney
	Boots Poffenberger	Boots Poffenberger
LHP	Jim O'Toole	Jack Harshman
	Bob Schultz	Jim O'Toole
	Boyd Tepler	Bob Schultz
MGR	Larry Gilbert	Larry Gilbert

VOLS STANDOUTS 1901-1919

Selected by late Nashville Banner sportswriter Fred Russell

1B	Jake Daubert
2B	Ed Abbatichio
SS	Kid Butler
3B	Art Kores
OF	Tod Sloan
	Gus Williams
	Doc Wiseman
C	Newt Fisher
	Gabby Street
P	Pug Cavet
	Red Fisher
	Hugh Hill
	Hub Perfue
	Tom Rogers
	War Sanders
	Vedder Sitton



BREWERS



MILWAUKEE BREWERS BASEBALL OPERATIONS



American Family Field
One Brewers Way
Milwaukee, WI 53214
Phone: 414-902-4400
www.brewers.com

Chairman and Principal Owner.....	Mark Attanasio
General Manager.....	Matt Arnold
Assistant General Manager.....	Karl Mueller
Assistant General Manager.....	Matt Kleine
Assistant General Manager.....	Will Hudgins
Special Assistant to the General Manager.....	Doug Melvin
Executive Advisor to the General Manager.....	Matt Klentak
Vice President - Baseball Projects.....	Gord Ash
Vice President - Baseball Operations and Baseball Administration.....	Tom Flanagan
Vice President - Domestic Scouting.....	Tod Johnson
Vice President - Baseball Strategy and Innovation.....	Dan Turkenkopf
Special Assistant to the General Manager/Baseball Operations/Player Development.....	Carlos Villanueva
Special Assignment Scout.....	Scott Campbell
Special Assistant - Baseball Research and Development.....	Nick Davis
Director - Technology Operations.....	Matt Kerls
Director - Baseball Operations.....	Eric Babitz
Director - Baseball Systems.....	Matt Culhane
Director - Baseball Research and Development.....	Andrew Fox
Director - International Scouting.....	James Armstrong
Director - Baseball Data Engineering.....	Phil Hauser
Senior Manager - Baseball Administration.....	Mark Mueller

TOM FLANAGAN - VICE PRESIDENT - PLAYER OPERATIONS AND BASEBALL ADMINISTRATION

Tom Flanagan, 52, enters his 36th season with the Brewers and ninth overseeing the organization's player development department and Minor League operations, including each of the organization's affiliates and the Brewers Baseball Academy in the Dominican Republic.

Flanagan was named to his current role on November 13, 2015, becoming the 10th individual in franchise history tasked with overseeing the team's Minor League operations. After originally joining the organization as a batboy in 1990, he has also held roles as home clubhouse attendant (1993-96), baseball operations assistant (1996-99), assistant director of scouting (2000-05) and senior director of baseball operations (2006-15).

In his six years as assistant director of scouting, the Brewers selected at least one future Major League All-Star, including Corey Hart in 2000, J.J. Hardy in 2001, Prince Fielder in 2002, Rickie Weeks in 2003, Yovani Gallardo and Lorenzo Cain in 2004, and Ryan Braun and Michael Brantley in 2005.

Born in Milwaukee, Flanagan graduated from the University of Wisconsin-Milwaukee with a business administration degree. Tom and his wife, Jennifer, reside in New Berlin, Wis., with their son, Michael, and daughter, Molly.



MILWAUKEE BREWERS MINOR LEAGUE FIELD STAFF

VP - Player Operations and Baseball Administration.....	Tom Flanagan
VP - Player Development.....	Cam Castro
Special Assistant to the GM/Baseball Ops/Player Development.....	Carlos Villanueva
Senior Manager - Baseball Administration.....	Mark Mueller
Manager - Education.....	Adela Marquez
Director - Latin America Operations.....	Manuel Vargas
Coordinator - Latin America Operations.....	Juan De Leon
Director - Player Information.....	August Fagerstrom
Senior Coordinator - Player Information.....	Ben Harris
Senior Coordinator - Player Personnel.....	Zack Sorensen
Coordinator - Player Information.....	Matt Duondi
Special Assistant - Mental Performance.....	Pedro Alvarez
Director - Player Development.....	Spencer Allen
Assistant Field Coordinator.....	Rafael Neda
Dominican Republic Field Coordinator.....	Victor Rey
Pitching Coordinator.....	Nick Childs
Lead Strategist - Pitching Development.....	Bryan Leslie
Assistant Pitching Coordinator.....	Juan Sandoval
Hitting Coordinator.....	Brenton Del Chiaro
Assistant Hitting Coordinator.....	Eric Theisen
Catching Coordinator.....	Dallas Correa
Infield Coordinator.....	Matt Erickson
Roving Infield Instructor.....	Mike Guerrero
Assistant - Player Development.....	Josh Lindblom

MILWAUKEE BREWERS COMMUNICATIONS

Senior Vice President - Communications and Affiliate Operations.....	Tyler Barnes
Senior Director - Media Relations.....	Mike Vassallo
Senior Director - Strategic Communications.....	Leslie Stachowiak
Manager - Media Relations.....	Andrew Gruman
Senior Coordinator - Business Communications.....	Jenna Meyer

MILWAUKEE BREWERS MINOR LEAGUE AFFILIATES

Biloxi Shuckers (Double-A)

MGM Park
105 Caillavet Street
Biloxi, MS 39530
Phone: 228-233-3465
www.biloxishuckers.com
@BiloxiShuckers

League: Southern League
General Manager: Hunter Reed
Media Contact: Javik Blake

Manager: Joe Ayrault
Pitching Coach: Will Schierholz
Hitting Coach: J.J. Reimer
Bench Coach: Fidel Peña
Bullpen Coach: Paul Moeller
Development Coach: Danny Larson
Athletic Trainer: Andrew Stachling
Strength & Conditioning: Grant Kastelan

Wisconsin Timber Rattlers (High-A)

Neuroscience Group Field
2400 N. Casaloma Drive
Appleton, WI 54913
Phone: 920-733-4152
www.timberrattlers.com
@TimberRattlers

League: Midwest League
President/CEO/Managing Partner: Rob Zerjav
Media Contact: Chris Mehring

Manager: Victor Estevez
Pitching Coach: Josh Spence
Hitting Coach: Ken Joyce
Development Coach: André Ruche
Development Coach: Eric Bunnell
Athletic Trainer: Paul Gonzales
Strength & Conditioning: Jim Buckley

Carolina Mudcats (Single-A)

Five County Stadium
1501 NC Highway 39
Zebulon, NC 27597
Phone: 919-269-2287
www.gomudcats.com
@CarolinaMudcats

League: Carolina League
GM - Baseball & Stadium Operations: Eric Gardner
GM - Business Dev. & Brand Marketing: David Lawrence
Media Contact: Greg Young

Manager: Nick Stanley
Pitching Coach: Michael O'Neal
Hitting Coach: Austin Turner
Coach: Liu Rodriguez
Athletic Trainer: Stevie Blackburn-Lazalde
Strength & Conditioning: Jonah Mergen

Arizona Complex League Brewers (Rookie)

American Family Fields of Phoenix
3805 North 53rd Avenue
Phoenix, AZ 85031
Phone: 623-245-5555
www.brewers.com

League: Arizona Complex League

Manager: Rafael Neda
Pitching Coaches: Blake Nation & Jesus Hernández
Hitting Coaches: Luisa Gauci & Evan Berliner
Development Coach: Ricky Carvajal
Athletic Trainer: B.J. Downie
Strength & Conditioning: Tyron Carrasquillo

Dominican Summer League Brewers (Rookie)

Dominican Republic Academy
Carretera San Pedro - Ramon Santana #24
Seccion Monte Cristi, San Pedro de Macoris, DR

League: Dominican Summer League

DSL Brewers 1

Manager: Victor Rey
Pitching Coach: Jorge Ortega
Hitting Coach: Joan Abreu
Coach: Robinzon Diaz
Development Coach: Aritz Garcia Goni
Athletic Trainers: Mikayla Moore
Strength & Conditioning: Teresita Gonzalez

DSL Brewers 2

Manager: Natanael Mejia
Pitching Coach: Carlos Pimentel
Hitting Coach: José García
Coach: José Peña
Athletic Trainers: Darrien Costello-Justus
Strength & Conditioning: Luis Fermin



MEDIA



MEDIA INFORMATION

Collin Perry
Communications Manager
E-Mail: CollinP@nashvillesounds.com
Phone: 615-515-1152

Chase Meili
Communications Assistant
E-Mail: ChaseM@nashvillesounds.com
Phone: 615-515-1107

CREDENTIALS: Credentials are available upon request for legitimate news-gathering organizations. Requests should be made via e-mail and sent to the Sounds' media relations department at CollinP@nashvillesounds.com. Requests must be received at least 24 hours in advance to guarantee timely processing. Credentials are to be picked up at the First Horizon Park will call window, located next to the suite level entrance on Junior Gilliam Way.

***Note:** No spouses, guests, or children of media members will be issued credentials. Sounds credentials are non-transferable. Credentialed members of the media are prohibited from requesting or accumulating autographs or equipment on the playing field or in the dugout or clubhouse. Any violation of these guidelines may result in immediate revocation of the credential and future access. Only credentials issued by the Nashville Sounds, Milwaukee Brewers, Major League Baseball or Minor League Baseball will be honored. All credentials must be visible at all times.

BALLPARK ACCESS: The media entrance to First Horizon Park is the gameday staff entrance, located near the corner of Junior Gilliam Way and Rep. John Lewis Way. Media members must have their credentials in order to enter the ballpark. There is limited parking for media in the Nashville Sounds Suite Holder Parking lot across from the Right Field entrance.

REQUESTING INTERVIEWS: All interviews for Nashville Sounds players will be coordinated through the Sounds Media Relations department. All opposing players will be coordinated through each team's media relations staff.

PHOTOGRAPHERS: Photographers must work out of the camera bays located at the far ends of each dugout. Chairs are available in the dugouts. When exiting the field, please use the gate leading to the stands at the far end of each dugout. If you wish to switch dugouts, please wait until the half-inning is complete and walk along the track behind home plate to the other side. Do not enter the playing field at any time. Photographers must gain permission from Media Relations department to shoot from behind home plate area.

CLUBHOUSE ACCESS: The Sounds clubhouse is restricted to all media. Media outlets will be asked to conduct interviews on the field prior to batting practice. Clubhouse access will be granted to all media when special situations arise, as determined by the Nashville Sounds. Access to the visiting clubhouse is subject to the visiting team's guidelines. **THE TRAINER'S ROOM IS CLOSED TO THE MEDIA AT ALL TIMES.**

FIELD ACCESS: All credentialed media members will be given access to the playing field prior to each game. At no time will media members be allowed in fair territory or beyond first or third base. Pre-game interviews must be conducted before or at the conclusion of Sounds batting practice and during the visitor's batting practice. All non-uniformed personnel must clear the field at the conclusion of the visiting team's batting practice unless that individual has credentials for in-game privileges (photo pass). If you plan to interview a player/coach for longer than five minutes, please make arrangements at least 24 hours in advance through the Sounds Media Relations Department (615-515-1152).

GAME NOTES/STATISTICS: All media information is available in the press box three hours prior to game time. Game notes are also available for online viewing at www.nashvillesounds.com under the Sounds Game Center tab.



SOUNDS ON THE AIR



JEFF HEM - PLAY-BY-PLAY BROADCASTER

Jeff Hem continues to serve as the “Voice Of The Sounds” for the 2024 season. He enters his 12th year in Music City and his 19th overall season behind the microphone.

In 2012, Hem arrived in Nashville with eight seasons and over 1,100 games of professional baseball experience under his belt. He spent the previous seven seasons with the Single-A Kane County Cougars of the Midwest League, including 2009 when the Cougars, then an A’s affiliate, were managed by former Sounds skipper Steve Scarsone.

Career highlights for Hem include making his regular season Major League broadcast debut in June 2018 with the Oakland A’s for a doubleheader at the Chicago White Sox, being part of the radio broadcast team for the Triple-A All-Star Game in Columbus, Ohio, in July 2018, and calling the inaugural game at First Horizon Park on April 17, 2015. While with the Cougars, he also enjoyed

the opportunity to call two minor league games at Wrigley Field in Chicago and Busch Stadium in St. Louis.

His additional duties for the Sounds include sponsorship and corporate sales and performing public speaking engagements. In the baseball offseason, Hem continues to call the play-by-play action for several college and high school basketball and football games on television and radio.

A native of Aurora, Illinois and a graduate of the University of Iowa, Hem began his broadcasting career while in college before completing an internship with the Battle Creek Yankees en route to gaining his position with Kane County. He and his wife, Alissa, reside in Hendersonville, Tenn., with their two children.

94.9 The Fan

On March 21, 2024, the Nashville Sounds Baseball Club and Cromwell Media announced a multi-year partnership extension that continues to broadcast all 150 Sounds games each season on both terrestrial radio and streaming apps, with 94.9 The Fan continuing to serve as the team’s flagship radio station.

The vast majority of Sounds broadcasts will again be heard on 94.9 The Fan, which has a strong broadcast reach throughout Middle Tennessee and is simulcast locally on 830 AM and worldwide on The Fan’s streaming app.

Jeff Hem will handle the play-by-play duties for all broadcasts in his 12th season as the “Voice of the Sounds.” Select broadcasts will air on sister stations 102.5/106.3 The Game and 93.3 Classic Hits, and those stations’ streaming apps. All game broadcasts can also be heard on www.nashvillesounds.com and the MiLB First Pitch app.



PRE-GAME FIELD SCHEDULE

1:05 GAME TIME

Sounds BP & Infield
Visitor BP & Infield
Grounds Crew Prep
Plate Meeting
National Anthem

ON FIELD

10:15 a.m.
11:15 a.m.
12:15 p.m.
12:57 p.m.
1:00 p.m.

OFF FIELD

11:15 p.m.
12:15 p.m.
1:00 p.m.

2:05 GAME TIME

Sounds BP & Infield
Visitor BP & Infield
Grounds Crew Prep
Plate Meeting
National Anthem

ON FIELD

11:15 a.m.
12:15 p.m.
1:15 p.m.
1:57 p.m.
2:00 p.m.

OFF FIELD

12:15 p.m.
1:15 p.m.
2:00 p.m.

6:05 GAME TIME

Sounds BP & Infield
Visitor BP & Infield
Grounds Crew Prep
Plate Meeting
National Anthem

ON FIELD

3:15 p.m.
4:15 p.m.
5:15 p.m.
5:57 p.m.
6:00 p.m.

OFF FIELD

4:15 p.m.
5:15 p.m.
6:00 p.m.

6:35 GAME TIME

Sounds BP & Infield
Visitor BP & Infield
Grounds Crew Prep
Plate Meeting
National Anthem

ON FIELD

3:45 p.m.
4:45 p.m.
5:45 p.m.
6:27 p.m.
6:30 p.m.

OFF FIELD

4:45 p.m.
5:45 p.m.
6:30 p.m.



BASEBALL TERMINOLOGY & GUIDELINES

Consecutive-Game Hitting Streak: A consecutive-game hitting streak shall not be terminated if a player's plate appearances (one or more) result in a base on balls, hit by pitch, defensive interference or sacrifice bunt. The streak shall terminate if a player has a sacrifice fly or no hit.

Consecutive-Game Playing Streak: A consecutive-game playing streak shall be extended if the player plays one-half inning on defense or if he completes a time at bat by reaching base or being put out. A pinch-running experience only shall not extend the streak. If a player is ejected from a game by an umpire before he can comply with the requirements of this rule, his streak shall continue.

Day/Night Game: Any game scheduled to start at or after 5:00 p.m. will be considered a night game. If a game is scheduled to start before 5 p.m. and is delayed by rain or for any other reason, it shall be considered a day game. However, both games of a two-night doubleheader shall be considered night games. When afternoon and night games are played on the same day and separate admissions are charged, they will be counted as one day and one night game and will not be considered a doubleheader.

Determining Games Back in Standings: Determine the games above .500 of team in first place, minus the games above .500 of the team you're trying to figure out. Example: If the team in first is 5 games above .500 and you are trying to figure out how many games back a team is that is one game above .500, then $5-1=4$, so the team is 4 games back. Or the number of fewer wins plus the number of extra losses than the leader in the standings, divided by 2.

Magic Number: Determine the number of games yet to be played, add one, then subtract the number of games ahead in the loss column of the standings from the closest opponent.

Qualifying Marks: In order to qualify for a league batting title, a player must have a minimum of 2.7 plate appearances per team game. To qualify for an earned run average title, a pitcher must have accumulated a minimum of 0.8 inning pitched per game.

Quality Start: Defined as a start where a pitcher lasts six or more innings and gives up three or fewer earned runs.

Save Rule: Credit a pitcher with a save when he meets all three of the following conditions: (1) He is the finishing pitcher in a game won by his club; (2) He is not the winning pitcher; and (3) He qualifies under one of the following conditions: (a) He enters the game with a lead of no more than three runs and pitches for at least one inning; or (b) He enters the game, regardless of the count, with the potential tying run on either base, or at bat, or on deck; or (c) He pitches effectively for at least three innings. No more than one save can be credited in each game.

Hold Rule: The hold is not an official statistic, but it was created as a way to credit middle relief pitchers for a successful outing. If a reliever comes into a game to protect a lead, gets at least one out and leaves without giving up that lead, he is credited with a hold. You cannot get a save and a hold in the same game.

Winning Pitcher: The starting pitcher will be credited with the win only if the pitcher has pitched at least five complete innings and his team not only is in the lead when he is replaced, but remains in the lead the remainder of the game. EXCEPTION: The "must-pitch-five-complete-innings" rule in respect to the starting pitcher shall be in effect for all games of six or more innings. In a five-inning game, credit the starting pitcher with a game won only if he has pitched at least four complete innings and his team not only is in the lead when he is replaced, but remains in the lead for the remainder of the game. When the starting pitcher does not meet the preceding criteria and more than one relief pitcher is used, the victory shall be awarded on the following basis:

1. When, during the tenure of the starting pitcher, the winning team assumes the lead and maintains it to the finish of the game, credit the victory to the relief pitcher judged by the official scorer to have been the most effective.
2. Whenever the score is tied, the game becomes a new contest insofar as the winning and losing pitcher is concerned.
3. Once the opposing team assumes the lead, all pitchers who have pitched up to that point are excluded from being credited with the victory, except the current pitcher.
4. The winning relief pitcher shall be the one who is the pitcher of record when his team assumes the lead and maintains it to the finish of the game. EXCEPTION: Do not credit a victory to a relief pitcher who is ineffective in a brief appearance, when a succeeding relief pitcher pitches effectively in helping his team maintain the lead. In such cases, credit the succeeding relief pitcher with the victory.

Determining Batting Average: Divide the number of at-bats by the number of hits.

Determining Earned Run Average: Take the number of earned runs, multiply by nine, and divide by innings pitched.

Determining Fielding Percentage: Divide the total number of putouts and assists by the combined total of putouts, assists, and errors.

Determining Slugging Percentage: Divide the total bases of all hits by the total times at bat (at-bats do not include walks, sacrifices, times awarded first base on interference or obstruction, or when hit by pitcher).

Determining On-Base Percentage: Add hits, walks, and hit by pitches, then divide by the combined total of at-bats, walks, hit by pitches, and sacrifice flies (times awarded first base on interference or obstruction are not figured into OBP).

Major League Rookie Status: A player is considered a rookie if he has no more than 130 at-bats or 50 innings pitched in the big leagues. He is not a rookie if he has spent more than 45 days on a major-league roster during the 25-player limit, even if he has fewer than 130 at-bats or 50 innings pitched (service time requirement excludes stints on the DL or in the military).

TRANSACTION TERMINOLOGY

Options: When a player is on the 40-man roster and in the minor leagues, he is on “optional assignment.” Players have three option years and can be sent up and down as many times as the club chooses within those seasons but will only be charged with one option per season. When a player is “out of options,” he will have to clear irrevocable waivers in order to be removed from the 40-man roster and sent to the minor leagues.

Waivers: If a player placed on major league waivers is not claimed by another team within two business days after waivers have been requested, then the player has “cleared waivers” and the team has secured waivers for the remainder of the waiver period. The team can do one of three things:

1. Send the player to the minors via outright assignment; or
2. Trade the player to another team, even if the trading deadline has passed; or
3. Release the player.

Note: Any trades involving a 40-man roster player (July 31 through the end of the regular season) may only involve players who have cleared major league waivers.

If a player does not clear waivers (claimed by another team or teams), the club requesting waivers may withdraw the waiver request. If the club does not withdraw the waiver request, the player’s contract is assigned as follows:

- a. If only one claim is entered, the player’s contract is assigned to that claiming club.
- b. If more than one club in the same league makes claims, the club currently lower in the standings gets the player.
- c. If clubs in both leagues claim the player, preference shall always go to the club in the same league as the club requesting waivers.

Designated For Assignment: This transaction allows a club to open a roster spot for up to a 10-day period while waiting for a player to clear waivers, after which he must be released, traded, or assigned to the minor leagues.

Recalled vs. Contract Selected: If a player is on the 40-man roster, he is “recalled.” If not, then his “contract is selected” from the minor league team. A player must be added to the 40-man roster when his contract is selected.

Rule 5 Draft: A player not on the 40-man roster is eligible for this yearly December draft if:

1. The player was 18 or younger when he first signed a pro contract and this is the fourth Rule 5 draft since he signed; or
2. He was 19 or older when he first signed a pro contract and this is the third Rule 5 draft since he signed.

Major League Rehab Assignment: A major league player may be assigned to a minor league affiliate for the purpose of injury rehabilitation for a maximum of 20 days for non-pitchers and 30 days for pitchers. The player continues to receive his major league salary. Any service with the minor league club shall be deemed major league service. Rehabilitation assignments do not count as optional assignments.

International League Roster Limits: Triple-A rosters are limited to 28 active players throughout the entire playing season.

Minor League Injured List: Players placed on the disabled list must remain on the list for a minimum of seven consecutive days. Players on the IL do not count toward a team’s roster limit.



BASEBALL MEDICAL GLOSSARY

Anterior Cruciate Ligament (ACL): A primary stabilizing ligament within the center of the knee joint that prevents hyperextension and excessive rotation of the joint. A complete tear of the ACL necessitating reconstruction could require up to 12 months of rehabilitation.

Arthroscopy: A surgical examination of the internal structures of a joint by means of viewing through an arthroscope. An arthroscopic procedure can be used to remove or repair damaged tissue or as a diagnostic procedure in order to inspect the extent of any damage or confirm a diagnosis.

Capsule: An enclosing structure, which surrounds the joint and contains ligaments, which stabilize the joint.

Cartilage: Smooth, slippery substance preventing two ends of bones from rubbing together.

Collateral Ligament: On either side of, and acting as a radius of movement of, a hinge joint, as of the elbow, knee and wrist.

Concussion: Jarring injury of the brain resulting in dysfunction. It can be graded as mild, moderate or severe depending on loss of consciousness, amnesia and loss of equilibrium.

Contusion: An injury to a muscle and tissues caused by a blow from a blunt object.

Deltoid Muscle: Muscles at the top of the arm, just below the shoulder, responsible for shoulder motions to the front, side and back.

Epicondylitis: Inflammation in the elbow due to overuse.

Fracture: Any breach of continuity of a bone. Types of fractures include simple, compound, comminuted, greenstick, incomplete, impacted, longitudinal, oblique, stress and transverse.

Inflammation: The body's natural response to injury, in which the injury site might display various degrees of pain, swelling, heat, redness and/or loss of function.

Labrum: The cartilage of the glenoid cavity in the shoulder. A lip-edged or lip-like structure.

Ligament: Band of fibrous tissue that connects bone to bone, or bone to cartilage and supports and strengthens joints.

Magnetic Resonance Imaging (MRI): imaging procedure in which a radio frequency pulse causes certain electrical elements of the injured tissue to react to this pulse and through this process a computer display and permanent film establish a visual image. MRI does not require radiation and is very useful in the diagnosis of soft tissue, disc and meniscus injuries.

Medial Collateral Ligament (MCL): Ligament of the knee along the medial aspect that connects the femur to the joint.

Meniscus: Crescent-shaped cartilage, usually pertaining to the knee joint; also known as "cartilage." There are two menisci in the knee: medial and lateral. These work to absorb weight within the knee and provide stability.

Patella: The kneecap. The patella functions to protect the distal end of the femur as well as increase the mechanical advantage and force generating capacities of the quadriceps muscle group.

Posterior Cruciate Ligament (PCL): A primary stabilizing ligament of the knee that provides significant stability and prevents displacement of the tibia backward within the knee joint. A complete tear of the ligament necessitating reconstruction could require up to 12 months of rehabilitation.

Rotator Cuff: Comprised of four muscles in the shoulder area that can be irritated by overuse. The muscles are the supraspinatus (most commonly injured), infraspinatus, teres minor and subscapularis.

Rotator Cuff Impingement Syndrome: A microtrauma or overuse injury caused by stress. The four stages are: 1) tendinitis with temporary thickening of the bursa and rotator cuff 2) fiber dissociation in the tendon with permanent thickening of the bursa and scar formation 3) a partial rotator cuff tear of less than 1 cm and 4) a complete tear of 1 cm or more.

Sprain: An injury to a ligament that results from overuse or trauma. Sprains occur when there is a stretch or tear in one or more ligaments, slightly elastic bands of tissue that keep the bones in place while permitting movement at a joint.

Strain: An injury to a tendon or muscle resulting from overuse or trauma.

Stress Fracture: A hairline type of break in a bone caused by overuse.

Tendinitis: Inflammation of the tendon and/or tendon sheath, caused by chronic overuse or sudden injury.

Ulnar Collateral Ligament: Located on the inside of the elbow - ligament that was replaced or repaired for Tommy John surgery.

NASHVILLE, TENNESSEE

Nashville is the capital of Tennessee and the entertainment, cultural, and commercial center of the Mid-South. With a metropolitan population of more than 2 million people, Nashville has the largest population of any metropolitan area in Tennessee, which puts it among the 40 largest in the nation. In the past 15 years, the population of the Nashville area has grown by nearly 30 percent.

During the winter of 1779–1780, James Robertson and John Donelson founded a settlement at Big Salt Lick by the Cumberland River at the present site of the city. They built forts on both sides of the river, naming one of them Fort Nashborough in honor of Francis Nash, a Revolutionary War general. In 1784, the town was named Nashville, and it was incorporated as a city in 1806. The city serves as the final resting place of two U.S. presidents -- Andrew Jackson and James K. Polk.

Nashville is a pleasant mix of big-city entertainment and “down home” friendliness. Nashville’s location places it near the nation’s population center. Major cities such as St. Louis, Cincinnati, Memphis, Atlanta, & Birmingham can all be reached by car within 3-5 hours.

The city is also the cornerstone of the Mid-South economy. It has become a leader in printing and publishing, music and entertainment, finance and insurance, healthcare management, manufacturing, and tourism.

Internationally-known companies with corporate headquarters in Nashville include:

AllianceBernstein, Bridgestone/Firestone, Caterpillar Financial, Cracker Barrel, Ryman Hospitality Properties, Genesco, HCA Healthcare, Curb Records, Shoney’s, and Thomas Nelson Publishing.

In addition, CKE Restaurants, Dollar General, Gibson Guitar Corp., Ingram Industries, Kirkland’s, Nissan North America, Servpro Industries, Singor Corporation, Tractor Supply Company and Traingle Group also have significant corporate operations in the city.

When it comes to having a good time, Nashville has many entertainment options, offering a multitude of sporting events, recreational opportunities, the largest movie theatre east of the Mississippi River, restaurants, parks, and shopping malls.

The sports landscape in Nashville includes three major-league teams. The Tennessee Titans have brought the National Football League to Nashville. The Titans play in the 69,000-seat Nissan Stadium, which is located on the east bank of the Cumberland River across from downtown. In addition, the Nashville Predators have introduced the National Hockey League to the mid-state. They play in the 18,000 seat Bridgestone Arena. Nashville was awarded an MLS franchise that kicked off play as Nashville SC in February 2020. And, of course, the Sounds, a constant in the city since 1978, compete in the International League as the eldest active pro sports franchise in Middle Tennessee.

The city is also home to numerous special events. In the past decade alone, the city has hosted events such as the U.S. Figure Skating Championships, the NCAA men’s and women’s basketball tournaments, the SEC men’s and women’s basketball tournaments, numerous AAU national championships, and the U.S. Swimming Championships. Each year, Nashville hosts the highly-popular Country Music Marathon and the Music City Bowl, which pits teams from the Big Ten and SEC against one another each December at Nissan Stadium.

Known as “Music City USA”, Nashville is a city who music tastes range from country to rock to gospel. The city has several major concert venues and many big-name concert tours make a stop in Nashville. The city also serves as home to the Grand Ole Opry, the nation’s longest-running weekly radio show, and the Country Music Hall of Fame. Nashville also serves as the center of the country music industry and is one of the top recording centers in the nation.

The nightlife in downtown Nashville is always an intriguing scene. Along with the music clubs, where some of today’s top country music stars got their start, there is the Hard Rock Café and the Wildhorse Saloon. All of these are located around Broadway, the center of the entertainment scene in Nashville.

Nashville’s cultural environment has helped the city earn its other nickname, the “Athens of the South.” Nashville is well-known as a major education center. The area’s 18 accredited four-year and postgraduate institutions are an integral part of the economic and cultural identity of the area.

The city also offers numerous cultural and artistic venues. It is home to nine performing arts facilities, including the Tennessee Performing Arts Center which is the home to a wide range of events, including Broadway musicals and performances by the Nashville Ballet, Nashville Opera, and the Nashville Symphony, which performs in the state-of-the-art Schermerhorn Center.

The city is also home to seven art galleries, 25 museums (including the Tennessee State Museum), numerous historic sites (like The Hermitage -- home of President Andrew Jackson, an exact replica of the Parthenon, and the Natchez Trace Parkway), and an upgraded public library system that includes a \$50 million downtown library.



N 2024 SCHEDULE

HOME AWAY FIREWORKS

MAR & APR

SUN	MON	TUE	WED	THU	FRI	SAT
MAR 24	25	26	27	28	TOL 29 3:05	TOL 30 3:05
TOL 31 1:05	APR 1	STP 2 6:35	STP 3 6:35	STP 4 6:35	STP 5 6:35	STP 6 6:35
STP 7 2:05	8	MEM 9 6:45	MEM 10 12:05	MEM 11 6:45	MEM 12 7:05	MEM 13 3:05
MEM 14 1:05	15	OMA 16 6:35	OMA 17 6:35	OMA 18 6:35	OMA 19 6:35	OMA 20 6:35
OMA 21 2:05	22	LOU 23 5:05	LOU 24 10:05A	LOU 25 5:35	LOU 26 6:15	LOU 27 6:15
LOU 28 12:05	29	NOR 30 6:35				

MAY

SUN	MON	TUE	WED	THU	FRI	SAT
			NOR 1 6:35	NOR 2 6:35	NOR 3 6:35	NOR 4 6:35
NOR 5 2:05	6	DUR 7 10:05A	DUR 8 5:35	DUR 9 5:35	DUR 10 5:35	DUR 11 5:35
DUR 12 12:05	13	JAX 14 6:05	JAX 15 11:05A	JAX 16 6:05	JAX 17 6:05	JAX 18 5:35
JAX 19 1:05	20	CLT 21 6:35	CLT 22 6:35	CLT 23 6:35	CLT 24 6:35	CLT 25 6:35
CLT 26 2:05	27	MEM 28 7:05	MEM 29 7:05	MEM 30 7:05	MEM 31 7:05	

JUNE

SUN	MON	TUE	WED	THU	FRI	SAT
						MEM 1 6:35
MEM 2 1:05	3	LOU 4 6:35	LOU 5 6:35	LOU 6 6:35	LOU 7 6:35	LOU 8 6:35
LOU 9 2:05	10	GWN 11 6:05	GWN 12 11:05A	GWN 13 6:05	GWN 14 6:05	GWN 15 5:05
GWN 16 12:05	17	DUR 18 6:35	DUR 19 6:35	DUR 20 6:35	DUR 21 6:35	DUR 22 6:35
DUR 23 2:05	24	JAX 25 6:05	JAX 26 11:05A	JAX 27 6:05	JAX 28 6:05	JAX 29 5:35
JAX 30 1:05						

JULY

SUN	MON	TUE	WED	THU	FRI	SAT
	MEM 1 7:05	MEM 2 7:05	MEM 3 6:00	MEM 4 6:05	MEM 5 6:35	MEM 6 6:35
7	8	IOW 9 6:35	IOW 10 6:35	IOW 11 6:35	IOW 12 6:35	IOW 13 6:35
IOW 14 1:05	15	16	17	18	NOR 19 5:35	NOR 20 5:35
NOR 21 3:05	22	CLT 23 6:35	CLT 24 6:35	CLT 25 6:35	CLT 26 6:35	CLT 27 6:35
CLT 28 6:05	29	30 GWN 6:05	31 GWN 6:05			

AUGUST

SUN	MON	TUE	WED	THU	FRI	SAT
				GWN 1 6:05	GWN 2 6:05	GWN 3 5:05
GWN 4 12:05	5	IND 6 6:35	IND 7 6:35	IND 8 6:35	IND 9 6:35	IND 10 6:35
IND 11 6:05	12	DUR 13 5:35	DUR 14 5:35	DUR 15 5:35	DUR 16 5:35	DUR 17 5:35
DUR 18 4:05	19	JAX 20 6:35	JAX 21 6:35	JAX 22 6:35	JAX 23 6:35	JAX 24 6:35
JAX 25 6:05	26	CLT 27 5:35	CLT 28 5:35	CLT 29 6:04	CLT 30 6:04	CLT 31 5:05

SEPTEMBER

SUN	MON	TUE	WED	THU	FRI	SAT
CLT 1 5:05	2	GWN 3 6:35	GWN 4 6:35	GWN 5 6:35	GWN 6 6:35	GWN 7 6:35
GWN 8 6:05	9	MEM 10 6:35	MEM 11 6:35	MEM 12 6:35	MEM 13 6:35	MEM 14 6:35
MEM 15 6:05	16	NOR 17 5:35	NOR 18 5:35	NOR 19 11:05A	NOR 20 5:35	NOR 21 5:35
NOR 22 12:05	23	24	25	26	27	28
29	30					