



OMAHA STORM CHASERS GAME NOTES

VS. LOUISVILLE BATS

RHP Luinder Avila (0-0, 1.59 ERA) vs. LHP Andrew Abbott (0-0, 3.18 ERA)

Sunday, April 6, 2025 | Game #8 | Home Game #5

2:05 p.m. CT First Pitch | Werner Park | Papillion, Nebraska

Radio: News Talk 1290 KOIL | Video: Bally Sports Live, MiLB.TV

4-3



4-4



Triple-A Affiliate of the Kansas City Royals | 12356 Ballpark Way, Papillion, Nebraska 68046 | (402) 738-5100 | omahastormchasers.com | @OMASstormChasers

UPCOMING SCHEDULE & PROBABLE PITCHERS

UPCOMING GAMES

OPPONENT

TIME (CT)

PROBABLE PITCHERS

Monday, April 7	off (travel to Saint Paul, Minnesota)		
Tuesday, April 8	@ St. Paul	6:37 p.m. CT	LHP Noah Cameron (1-0, 1.80 ERA) @ TBD
Wednesday, April 9	@ St. Paul	6:37 p.m. CT	RHP Thomas Hatch (0-0, 1.80 ERA) @ TBD
Thursday, April 10	@ St. Paul	6:37 p.m. CT	LHP Tyson Guerrero (1-1, 4.00 ERA) @ TBD

THE MATCHUP

(RANKING IN PARENTHESES = INTERNATIONAL LEAGUE RANKING)
(BOLD = TRIPLE-A LEADER) (ITALICS = TRIPLE-A WORST)

.254 (7TH) < AVG	.246 (9TH)	4.65 (13TH) < ERA	5.56 (17TH)
43 (7TH) R > 44 (4TH)	1.31 (4TH) < WHIP	1.48 (13TH)	
57 (10TH) H > 65 (6TH)	.224 (7TH) < AVG	.258 (14TH)	
11 (1ST) < HR	7 (9TH)	62.0 (11TH) < IP	> 69.2 (8TH)
40 (3RD) < BB	33 (7TH)	52 (7TH) < H	68 (18TH)
68 (10TH) < K	81 (16TH)	35 (12TH) < R	46 (18TH)
12 (3RD) < SB	7 (10TH)	5 (7TH) < HR	14 (20TH)
.373 (3RD) < OBP	.339 (9TH)	29 (6TH) < BB	35 (16TH)
.464 (2ND) < SLG	.394 (10TH)	72 (9TH) < K	62 (14TH)
.837 (2ND) < OPS	.733 (9TH)	0 (5TH) SHO > 1 (3RD)	

YESTERDAY'S GAME

	1	2	3	4	5	6	7	8	9	R	H	E	LO
Louisville	0	3	1	0	0	0	0	0	0	4	8	0	8
Omaha	0	0	0	0	0	0	0	0	0	0	4	0	6
WIN: Aaron Wilkerson (1-1) LOSS: Chandler Champlain (0-1) SAVE: None													

NOTES AND NUGGETS

BAM BAM CAM

Shortstop **Cam Devanney** won Thursday's game with a walk-off two-run homer, his league-leading 4th home run of the year.

- Devanney is the Minor League leader in home runs (4) ... he is tied for the International League lead in total bases (22) and tied 2nd in extra-base hits (5).
- Among qualified hitters, Devanney leads the league in slugging percentage (1.100) and OPS (1.642), while ranking 3rd in batting average (.450) and 4th in on-base percentage (.542).
- Cam's walk-off homer Thursday was the 32nd in the Modern Omaha era (since 2005) ... it was the Storm Chasers' 3rd walk-off win over Louisville (since 2021).

RAVING ABOUT JOHN

Outfielder **John Rave** has once again thrived hitting out of the leadoff spot for Omaha in 2025.

- Rave is the Minor League leader in runs scored (10), while tied 5th in steals (4) ... 10 runs scored becomes more impressive when considering he's reached base 11 times (5 hits and 6 walks) in 33 plate appearances (.355 OBP).
- Rave scored at least one run in the first six games and twice has scored 3 runs (March 29 @ Iowa and April 2 vs. Louisville).
- When leading off innings this season, Rave is 5-for-11 (.455) ... he has led off two games this week with home runs, hitting leadoff homers on Tuesday and Friday.

WALK IT OUT...

Omaha's 40 walks to begin the season rank 3rd in the International League and are 5th in Minor League Baseball.

- Infielder **Nick Loftin** has drawn 10 walks, the most in the Minor Leagues ... he's drawn at least one walk in all 7 games, with multiple walks in 3 games.
- Last year, just two Omaha hitters drew a walk in 6 or more straight games: **Logan Porter** in 7 straight (May 18 to 31) and **John Rave** (June 29 to July 4).
- Loftin's .485 on-base percentage ranks 2nd on Omaha, behind Devanney (.545) ... Nick has reached base multiple times in 5 games.

RIDING THE CYCLE

Wednesday, Omaha outfielder **Drew Waters** hit for the cycle, the Storm Chasers' first since 2014 and just the fourth cycle in modern Omaha history (since 2005).

- Waters legged out an infield single in the 1st inning ... he tripled in a run in the 3rd ... in the 4th, his third at-bat of the day, Waters sped around the bases for an inside-the-park homer, a three-run shot that increased Omaha's lead to 7-2 ... after striking out in the 6th, he had one more chance to finish his cycle in the 8th and connected on an RBI double to complete the cycle.
- The last Triple-A Omaha player to hit for the cycle was **Jimmy Paredes**, on May 12, 2014 vs. New Orleans ... he started that game 0-for-2, but hit a grand slam in the 4th inning, tripled in the 6th, doubled in the 7th and singled in the 8th.
- Prior to Wednesday, Waters had come one hit shy of the cycle 15 times, including 6 times alone in 2024 ... once he needed a single, 8 times he needed a triple and 6 times he needed the home run ... he had the double in all 15 instances, which wound up being the final hit he needed on Wednesday.
- In Waters' cycle, his home run was an inside-the-parker ... the last time that happened in Major League Baseball history was over 80 years ago, on July 3, 1943, by **Leon Culberson** of the Boston Red Sox.

SEASON 56

Omaha began the 56th season in franchise history last week against the I-Cubs at Principal Park in Des Moines, Iowa ... this is the 14th season in the Storm Chasers era.

- Omaha is coming off a 2024 campaign in which they went 89-59 (.601 winning percentage) to finish 1st in the 20-team International League during the regular season, before going on to win the International League Championship Series.
- The 2024 Chasers set a franchise wins record for wins in a season, passing the 86-win 1990 Omaha Royals that won the Triple-A Classic (national championship).

WE ARE THE CHAMPIONS

Omaha enters 2024 as the defending champions of the International League.

- Winners of the 1st half (49-24 record), Omaha hosted the 2nd-half Champion Columbus Clippers (Cleveland Triple-A affiliate) in the International League Championship Series ... after dropping Game 1 to Columbus 3-2, Omaha came back to win Game 2 in 11 innings, 5-4, before winning Game 3 by a score of 7-3.
- 2024 marked Omaha's 8th league championship as a Triple-A Club, having won 4 American Association titles (1969, 1970, 1978, 1990), 3 Pacific Coast League championships (2011, 2013, 2014) and now an International League title ... Omaha is the first club to win a league championship in 3 different Triple-A leagues.

PAPILLION WEATHER

FIRST PITCH: 53°
HIGH: 58° | LOW: 32°
PRECIPITATION: 5%



Sunny, with a high near 58. West wind around 5 mph.

AT A GLANCE

STREAKS

Current Streak.....L1
Longest Win Streak.....W3
Longest Loss Streak.....L1

RECENT

Last 5 Games.....3-2
Last 10 Games.....4-3
Last 20 Games.....4-3

SPLIT SEASON

1st Half.....4-3
2nd Half.....0-0

HOME/AWAY

Home Games.....3-2
Away Games.....1-1

TOTAL HOME ROAD

Longest Win Streak.....W3 W3 W1
Longest Loss Streak.....L1 L1 L1

Night Games (5 PM OR LATER) 2-2 2-1 0-1
Day Games (BEFORE 5 PM) 2-1 1-1 1-0

March	1-1	---	1-1
April	3-2	3-2	0-0
May	0-0	0-0	0-0
June	0-0	0-0	0-0
July	0-0	0-0	0-0
August	0-0	0-0	0-0
September	0-0	0-0	0-0

vs. Buffalo	0-0	---	0-0
vs. Charlotte	0-0	0-0	---
vs. Columbus	0-0	0-0	0-0
vs. Durham	0-0	0-0	---
vs. Indianapolis	0-0	0-0	0-0
vs. Iowa	1-1	0-0	1-1
vs. Lehigh Valley	0-0	0-0	---
vs. Louisville	3-2	3-2	0-0
vs. Norfolk	0-0	0-0	---
vs. Salt Lake	0-0	---	0-0
vs. St. Paul	0-0	0-0	0-0
vs. Syracuse	0-0	---	0-0
vs. Toledo	0-0	0-0	0-0

on Tuesday	0-1	0-1	0-0
on Wednesday	1-0	1-0	0-0
on Thursday	1-0	1-0	0-0
on Friday	1-1	1-0	0-1
on Saturday	1-1	0-1	1-0
on Sunday	0-0	0-0	0-0

ABS CHALLENGES

TEAM	TOTAL	WON	LOST	RATE
OMAHA	15	6	9	40%
OPPONENTS	12	7	5	58%

ON THIS DAY...

RECORD ON APRIL 6 (SINCE 2000): 5-8, W1
LAST WIN: 4/6/24 @ COLUMBUS, W 11-5
LAST LOSS: 4/6/23 vs. TOLEDO, L 8-5

OMAHA vs. IOWA

All-Time vs. Louisville.....161-165 (.494)

All-Time in Omaha (Since 2021).....22-19 (.537)

All-Time in Louisville (Since 2021).....9-15 (.375)

2025 vs. Louisville.....3-2 (.600)

in Omaha.....3-2 (.600)

in Louisville.....0-0 (---)

DATE	SITE	RESULT	WIN	LOSS	SAVE
4/1/25	OMA	L, 7-3	A. Busenitz	S. Cruz	-
4/2/25	OMA	W, 12-6	N. Cameron	C. Petty	-
4/3/25	OMA	W, 5-3	J. Fernandez	A. Busenitz	-
4/4/25	OMA	W, 8-2	T. Guerrero	D. Parrish	-
4/5/25	OMA	L, 4-0	A. Wilkerson	C. Champlain	-
4/6/25	OMA	2:05 PM CT			
5/6/25	LOU	5:05 PM CT			
5/7/25	LOU	10:05 AM CT			
5/8/25	LOU	5:35 PM CT			
5/9/25	LOU	6:15 PM CT			
5/10/25	LOU	6:15 PM CT			
5/11/25	LOU	12:05 PM CT			
7/29/25	OMA	7:05 PM CT			
7/30/25	OMA	12:05 PM CT			
7/31/25	OMA	7:05 PM CT			
8/1/25	OMA	7:05 PM CT			
8/2/25	OMA	6:05 PM CT			
8/3/25	OMA	5:05 PM CT			

RAISING ROYALTY

5 Omaha players appear on a Top-30 Royals prospects ranking

PLAYER (POSITION)	Pipeline	Baseball America
Noah Cameron (LHP)	Royals No. 5	Royals No. 8
Luinder Avila (RHP)	Royals No. 19	Royals No. 22
Chandler Champlain (RHP)	Royals No. 20	Royals No. 13
Tyson Guerrero (LHP)	Royals No. 24	-
Tyler Gentry (OF)	Royals No. 25	-

REDS ON THE RISE

5 Louisville players appear on a Top-30 Reds prospects ranking

PLAYER (POSITION)	Pipeline	Baseball America
Chase Petty (RHP)	Reds No. 6	Reds No.3/MLB No.98
Luis Mey (RHP)	Reds No. 20	Reds No. 16
Zach Maxwell (RHP)	Reds No. 23	Reds No. 15
Tyler Callihan (INF)	Reds No. 29	Reds No. 21
Lyon Richardson (RHP)	-	Reds No. 28

LUINDER AVILA'S SPLITS

SPLIT	2025										CAREER									
	IP	H	R	ER	K	BB	HR	ERA	P		IP	H	R	ER	K	BB	HR	ERA	P	
Home	5.2	1	1	1	11	1	0	1.59	79		168.0	172	108	100	164	86	8	5.36	2822	
Away	-	-	-	-	-	-	-	-	-		174.2	135	73	64	155	61	9	3.30	2704	
Day	-	-	-	-	-	-	-	-	-		46.0	44	21	19	41	19	1	3.72	748	
Night	5.2	1	1	1	11	1	0	1.59	79		296.2	263	160	145	278	128	16	4.40	4778	
vs Left	2.2	0	-	-	4	1	0	-	40		142.1	123	-	-	117	64	5	-	2262	
vs Right	3.0	1	-	-	7	0	0	-	39		200.1	184	-	-	202	83	12	-	3276	
March	-	-	-	-	-	-	-	-	-		-	-	-	-	-	-	-	-	-	
April	5.2	1	1	1	11	1	0	1.59	79		53.1	45	25	22	67	20	2	3.71	861	
May	-	-	-	-	-	-	-	-	-		73.0	68	34	32	57	31	3	3.95	1166	
June	-	-	-	-	-	-	-	-	-		59.2	62	41	37	59	30	5	5.58	1007	
July	-	-	-	-	-	-	-	-	-		54.0	41	19	17	52	19	3	2.83	822	
August	-	-	-	-	-	-	-	-	-		58.0	52	33	30	49	22	2	4.66	933	
September	-	-	-	-	-	-	-	-	-		44.2	39	29	26	35	25	2	5.24	737	
October	-	-	-	-	-	-	-	-	-		-	-	-	-	-	-	-	-	-	

LUINDER AVILA'S ARSENAL (2025)

PITCH	USAGE	P	S	B	WHIFFS	STRIKE %	WHIFF %	ZONE %	SO	OPS	AVG	HR	STATCAST		
													VELO	RPM	HORIZBRK
Curveball	44.3%	35	22	13	12	63.0%	75.0%	40.0%	10	.000	.000	0	81.5	2842	-9.3
Four-seam FB	29.1%	23	18	5	1	78.0%	8.3%	69.6%	0	.666	.333	0	95.1	2332	0.1
Sinker	16.5%	13	10	3	0	77.0%	0.0%	61.5%	1	.200	.000	0	95.3	2287	13
Changeup	10.1%	8	2	6	1	25.0%	50.0%	25.0%	0	.000	.000	0	88.4	1887	13.3

LAST TIME OUT: 4/1/2025 VS. LOU

PITCH	USAGE	P	S	B	WHIFFS	STRIKE %	WHIFF %	ZONE %	SO	OPS	AVG	HR	STATCAST		
													VELO	RPM	HORIZBRK
Curveball	44.3%	35	22	13	12	63.0%	75.0%	40.0%	10	.000	.000	0	81.5	2842	-9.3
Four-seam FB	29.1%	23	18	5	1	78.0%	8.3%	69.6%	0	.666	.333	0	95.1	2332	0.1
Sinker	16.5%	13	10	3	0	77.0%	0.0%	61.5%	1	.200	.000	0	95.3	2287	13
Changeup	10.1%	8	2	6	1	25.0%	50.0%	25.0%	0	.000	.000	0	88.4	1887	13.3

ARSENAL VS RIGHT, 2025

PITCH	USAGE	P	S	B	WHIFFS	STRIKE %	WHIFF %	ZONE %	SO	OPS	AVG	HR	STATCAST		
													VELO	RPM	HORIZBRK
Curveball	48.7%	19	12	7	7	63.0%	87.5%	31.6%	7	.000	.000	0	81.5	2849	-9.2
Four-seam FB	33.3%	13	10	3	0	77.0%	0.0%	76.9%	0	2.000	1.000	0	94.9	2306	-0.5
Sinker	15.4%	6	5	1	0	83.0%	0.0%	50.0%	0	.000	.000	0	95.2	2259	13.1
Changeup	2.6%	1	0	1	0	0.0%	No Swings	0.0%	0	.000	.000	0	89.6	1960	17.5

ARSENAL VS LEFT, 2025

PITCH	USAGE	P	S	B	WHIFFS	STRIKE %	WHIFF %	ZONE %	SO	OPS	AVG	HR	STATCAST		
													VELO	RPM	HORIZBRK
Curveball	40.0%	16	10	6	5	63.0%	62.5%	50.0%	3	.000	.000	0	81.5	2834	-9.5
Four-seam FB	25.0%	10	8	2	1	80.0%	20.0%	60.0%	0	.000	.000	0	95.3	2365	0.8
Sinker	17.5%	7	5	2	0	71.0%	0.0%	71.4%	1	.250	.000	0	95.3	2311	12.8
Changeup	17.5%	7	2	5	1	29.0%	50.0%	28.6%	0	.000	.000	0	88.2	1877	12.6

LOUISVILLE BATTERS VS LUINDER AVILA (CAREER)

PLAYER	G	AB	H	HR	RBI	2B	3B	SO	BB	IBB	AVG	OBP	SLG
Will Benson	1	2	0	0	0	0	0	2	0	0	.000	.000	.000
Tyler Callihan	1	2	0	0	0	0	0	0	1	0	.000	.333	.000
P.J. Higgins	2	3	1	0	1	0	0	1	0	0	.333	.250	.333
Rece Hinds	1	2	0	0	0	0	0	2	0	0	.000	.000	.000
Ivan Johnson	1	2	0	0	0	0	0	1	0	0	.000	.000	.000
Levi Jordan	2	4	0	0	0	0	0	2	1	0	.000	.200	.000
Noelvi Marte	1	2	1	0	0	0	0	1	0	0	.500	.500	.500
Edwin Rios	2	4	2	0	1	1	0	1	1	0	.500	.600	.750
Francisco Urbaez	1	2	0	0	0	0	0	1	0	0	.000	.000	.000
Davis Wendzel	2	4	1	0	1	0	0	2	0	0	.250	.250	.250

LUINDER AVILA SCOUTING REPORT

MLB Pipeline

Scouting grades: Fastball: 50 | Slider: 50 | Curveball: 50 | Changeup: 45 | Control: 45 | Overall: 40

The Royals signed a 16-year-old Avila out of Venezuela during the 2018 international signing period. Ever since, it's been steady progress for the now-23-year-old who spent most of the 2024 season at Double-A before making one Triple-A start. Avila posted a 1.37 WHIP over 19 starts for Northwest Arkansas. It was the first time since 2022 that he didn't throw over 100 innings, as he missed about six weeks with a minor oblique injury. In five games (three starts) in the Arizona Fall League, Avila posted a 3.07 ERA with 17 strikeouts and eight walks in 14 2/3 innings. The Royals added him to their 40-man roster to protect him from the Rule 5 Draft in November.

Last year marked the first time Avila missed significant time; he's been a durable young pitcher for the Royals, and those innings don't go unnoticed. Avila's comfort zone with his fastball is 94-95 mph with flashes of the upper 90s, and the pitch has natural cut and ride. To help him command the arm'side of the plate, Avila introduced a two-seamer that is about the same velo as his four-seamer. He throws both the slider and curveball, and both can miss bats. They can sometimes morph into each other, so the separation is a work in progress. A fringe-average changeup rounds out Avila's arsenal, a pitch he's still developing with a focus on backing off the 89-91 mph velocity. Avila has near-average command but hides the ball well in his delivery, and as he's grown, his presence on the mound has gotten stronger.

Now that he's on the 40-man, Avila could make his big league debut at some point in 2025. He needs more development time in Omaha, particularly with his secondary pitches and command, but will be part of the Triple-A depth to begin the season. Avila will continue to start but might be someone whom the Royals can rely on in different roles depending on need for a long reliever or a swingman.

Baseball America

Scouting Grades: Fastball: 55 | Curveball: 60 | Changeup: 45 | Control: 45.

Track Record: It's been a slow trek through the Royals system for Avila since first signing in 2018, but he's proven enough value to get a spot on the 40-man roster. The Venezuelan righthander was on the way to a strong season until a rib cage injury in early July put him on the sidelines for seven weeks. He returned in time to get three more starts at Double-A Northwest Arkansas and one with Triple-A Omaha. His 3.81 ERA and .229 opponent batting average in Double-A were among the best numbers of his career. Avila finished his year in the Arizona Fall League, where he pitched in the annual Fall Stars Game as well as throwing two scoreless innings in the championship game.

Scouting Report: Avila's four-seam fastball has glove-side cutting action and sits 93-95 mph, touching 98, with ride. A development goal will be to improve the location and consistency of the pitch. His best pitch is a high-spin two-plane curveball at 79-83 mph and he uses it to get swings and misses with its downward movement that's tough to barrel. His 87-91 mph hard changeup is still in development, a pitch with natural sink that gets whiffs, and could be an average offering with more consistency. He repeats his delivery and has been called a sneaky competitor.

The Future: The Royals added Avila to the 40-man roster in November. He projects as a valuable innings-eater at the back of the rotation but could thrive in a bullpen role.



#25 LUINDER AVILA

BATS RIGHT / **THROWS** RIGHT / **HEIGHT** 6'3" / **WEIGHT** 225

FULL NAME Luinder Gabriel Avila (*LOO-IN-DURR AH-VEE-LAH*)

BORN August 21, 2001 in Caracas, Venezuela (Age 23)

ACQUIRED March 3, 2018 - Signed as an International Free Agent

SEASON WITH STORM CHASERS 2ND Season

MLB SERVICE TIME (ENTERING 2025) 0.000

TODAY'S START

- ❑ Avila is making his **2nd start with Omaha** this season ... made Omaha's 2025 Breaking Roster, after ending the 2024 season in Triple-A with the Storm Chasers ... was added to Kansas City's 40-Man roster this offseason.
- ❑ Playing his 7th professional season this year, all have come in the Royals organization.
- ❑ Most of Avila's career has been spent as a starting pitcher, with 81 of his 104 professional outings as a starter ... 76 of his 82 outings since the start of the 2021 season have been starts.
- ❑ In the last three years, ranks 2nd among Royals Minor League arms in innings and 4th in strikeouts ... he's allowed just 21 home runs in 418.0 pro innings, for a 0.45 HR/9 ... in that span, only one qualified Minor League pitcher had a better mark: Luis Devers (0.37 HR/9, Cubs organization).
- ❑ **Ranked by MLB Pipeline as the No. 19 Royals prospect.**
- ❑ **Ranked by Baseball America as the No. 22 Royals prospect.**

ARSENAL

4-SEAM • 94.0 MPH | **CURVEBALL** • 80.7 MPH | **CHANGEUP** • 89.5 MPH | **SINKER** • TBD MPH

LAST OUTING: TUESDAY, APRIL 1 vs. LOUISVILLE

Started Omaha's home opener and retired his first 12 hitters, opening the game with 4.0 perfect innings ... allowed a leadoff single to open the 5th inning but stranded the runner on ... struck out 1 in the 1st, 2 in the 2nd, 2 in the 3rd, 2 in the 4th and 2 in the 5th ... struck out his first 2 hitters of the 6th before a walk ended his day ... the 10th and 11th strikeouts of his night in the 6th inning set a new career-high, passing his previous best of 9 (done twice) ... runner he left on came around to score, tying the game, giving Avila a no-decision.

2025 HIGHLIGHTS

- Made 3 Cactus League appearances for the Royals in Major League Spring Training ... allowed 1 earned run over 6.0 innings (1.50 ERA), with 5 hits, 2 walks and 7 strikeouts.
- Optioned to Triple-A on March 9, the first player optioned to Omaha this spring.
- Pitched 3.0 innings of relief (4th to 6th) of the Royals' Spring Breakout game, on March 14 @ Arizona ... allowed 3 runs on 3 hits and 1 walk, with 4 strikeouts ... threw a 1-2-3 6th inning, retired his last 5 batters.

CAREER NOTES

2024

- Opened the season in the Double-A starting rotation with Northwest Arkansas ... made 16 starts before landing on the 7-Day Injured List on July 12 ... missed 47 days of the regular season, activated on August 27 and made 3 more starts with the Naturals.
- Ranked 2nd on the Naturals' pitching staff in starts (19), tied 2nd in wins (6) and 4th in innings pitched (82.2).
- Made 3 quality starts for the Naturals, including tying a career-high with 7.0 scoreless innings on June 21 vs. Tulsa (LAD) ... made quality starts back-to-back starts on May 17 @ Arkansas (SEA) and May 23 vs. Amarillo (AZ).
- 7 of 19 starts in Double-A were scoreless, including 3 straight around his stint on the IL, for a 10.1-inning scoreless streak (July 9 to September 3).
- Assigned to Omaha at the end of the Double-A season, on September 17 ... made his Triple-A debut on September 21 @ Louisville (CIN), allowed 5 earned runs in 4.1 innings ... started the Triple-A National Championship game in Las Vegas, September 28 @ Sugar Land, allowed 3 runs on 6 hits in just 1.1 innings.

2023

- Spent the entire year at High-A Quad Cities, going 4-7 with a 4.39 ERA over 22 appearances (20 starts) ... was on the Injured List June 16 to 27 ... finished the year 2nd on the River Bandits with 102 strikeouts and led the team with 108.2 innings pitched.
- One of 20 minor league pitchers who allowed 3 home runs or less while working 75.0 innings or more (583) pitchers had 75.0 innings in MiLB) ... Royals organization teammate [Eric Cerantola](#) was also on that list.
- Ranked 8th among qualified Royals Minor League pitchers with a 4.39 ERA, 5th in opponents' average (.248) and 6th in WHIP (1.33) ... ranked 7th in the organization in innings pitched (108.2).

2022

- Spent the entire year at Single-A Columbia, making 26 starts for the Fireflies, going 6-10 with a 4.54 ERA (58 ER in 115.0 IP) ... struggled in the 1st half, to the tune of a 5.94 ERA over 13 starts, but posted a 3.34 over 13 2nd half starts.
- Among qualified Royals Minor League pitchers, ranked 3rd in ERA (4.54), 2nd in opponents' average (.234) and 2nd in WHIP (1.31) ... 2nd in starts (26), 6th in innings pitched (115.0), and 8th in strikeouts (97).
- Made the first 4 quality starts of his career, one each month from May to August.

2021

- Opened his season in the Arizona Complex League, before finishing the year with Single-A Columbia ... combined to appear in 14 games (10 starts) and go 3-6 with a 4.66 ERA (30 ER in 58.0 IP) and 51 strikeouts to 17 walks (3.0 K/BB).
- Pitched in 8 games (4 starts) between the ACL Royals Gold and Blue teams, going 1-2 with a 5.12 ERA (18 ER in 31.2 IP with 27 strikeouts to just 7 walks ... earned his first promotion to a full-season affiliate on August 17, assigned to Columbia (A) to finish the year ... made 6 starts with the Fireflies between mid-August and September.

2018-19

- Spent two seasons in the Dominican Summer League ... made 9 appearances (2 starts) in 2018, returned for a second season in 2019 and pitched in 12 games (2 starts), with 3 scoreless appearances.

SEASON & CAREER HIGHS

2025 SEASON			PRO CAREER	
4/1/2025 vs. Louisville (CIN)	5.2	INNINGS PITCHED	7.0 (2x)	Last: 6/21/2024 vs. Tulsa (LAD)
4/1/2025 vs. Louisville (CIN)	1	HITS	9 (2x)	Last: 9/10/2023 @ South Bend (CHC)
4/1/2025 vs. Louisville (CIN)	1	RUNS	8	6/28/2023 vs. Wisconsin (MIL)
4/1/2025 vs. Louisville (CIN)	1	EARNED RUNS	7 (3x)	Last: 6/28/2023 vs. Wisconsin (MIL)
		HOME RUNS	1 (21x)	Last: 7/2/2024 vs. Springfield (STL)
4/1/2025 vs. Louisville (CIN)	1	WALKS	8	9/3/2023 vs. Peoria (STL)
4/1/2025 vs. Louisville (CIN)	11	STRIKEOUTS	11	4/1/2025 vs. Louisville (CIN)
4/1/2025 vs. Louisville (CIN)	19	BATTERS FACED	28	8/30/2023 vs. Beloit (MIA)
4/1/2025 vs. Louisville (CIN)	79	PITCHES THROWN	93	9/10/2023 @ South Bend (CHC)
4/1/25 (1ST INN) to 4/1/25 (5TH INN)	5.0 IP	SCORELESS STREAK	13.0 IP	8/12/21 (2ND INN) to 8/22/21 (4TH INN)

2025 RUN SUPPORT (OMAHA 0-1 IN AVILA STARTS)

RUNS SCORED	0	1	2	3	4	5	6	7	8	9	10+
GAMES	1										
PLAYER W-L	0-0										
Team W-L	0-1										

2025 GAME-BY-GAME

DATE	TEAM	GS	OPPONENT	RESULT	LEFT GAME	DEC	IP	H	R	ER	HR	HB	BB	SO	BF	NP-S
4/1	OMA	✓	vs. Louisville	L, 6-3	Top 6th, winning 1-0	-	5.2	1	1	1	0	0	1	11	19	79-52

CAREER PITCHING

SEASON	TEAM	W	L	ERA	G	GS	CG	SHO	SV	SVO	IP	H	R	ER	HR	HB	BB	IBB	SO	WHIP	AVG	AB	WP	BK	GIDP	TBF	NP-S	
2018	DSL Royals 1 (R)	1	2	3.18	9	2	0	0	1	1	22.2	15	16	8	0	1	11	0	20	1.15	.188	80	6	0	0	95	182-123	
2019	DSL Royals 2 (R)	1	2	6.41	12	2	0	0	0	1	26.2	25	19	19	1	6	16	0	22	1.54	.263	95	9	1	0	120	226-143	
2020		Did not play (No Minor League season)																										
2021	ACL Royals Gold (R)	1	2	4.03	7	4	0	0	0	0	29.0	17	14	13	3	5	9	0	26	0.90	.170	100	1	1	4	114	205-157	
	ACL Royals Blue (R)	0	0	16.88	1	0	0	0	0	0	2.2	5	5	5	0	1	2	0	1	2.63	.455	11	2	0	0	15	26-14	
	Columbia Fireflies (A)	2	4	4.10	6	6	0	0	0	0	26.1	27	16	12	0	3	6	0	24	1.25	.260	104	3	0	1	114	429-265	
2022	Columbia Fireflies (A)	6	10	4.54	26	26	1	0	0	0	115.0	102	66	58	10	9	49	0	97	1.31	.234	436	18	3	9	501	1815-1103	
2023	Quad Cities River Bandits (A+)	4	7	4.39	22	20	0	0	0	0	108.2	101	57	53	3	13	44	0	102	1.33	.248	407	7	2	8	472	1766-1066	
2024	NW Arkansas Naturals (AA)	6	5	3.81	19	19	0	0	0	0	82.2	71	36	35	4	4	43	0	82	1.38	.229	310	6	2	5	358	1366-832	
	Omaha Storm Chasers (AAA)	0	0	10.38	1	1	0	0	0	0	4.1	5	5	5	0	0	4	0	3	2.08	.294	17	0	0	0	22	71-39	
	Omaha Storm Chasers (AAA)	0	0	1.59	1	1	0	0	0	0	5.2	1	1	1	0	0	0	1	0	11	0.35	.056	18	0	0	0	19	79-52
MINOR LEAGUE TOTALS (6 Seasons)		21	32	4.44	104	81	1	0	1	2	423.2	369	235	209	21	42	185	0	388	1.31	.234	1578	52	9	27	1830	6165-3794	

PLAYER	QUICK NOTES	CAREER HIGHS (RELIEF)
62 JONATHAN BOWLAN RHP • R/R • 6'4" • 235 lbs • Born: 3/28/1997 (Age 28) 2018 MLB Draft – Round 2/58 th (Memphis) Born/Resides: Arlington, Tennessee	2025: Appeared in 7 Cactus League games with Kansas City, pitching to a 5.40 ERA (5 ER in 8.1 IP), with 9 strikeouts ... optioned to Omaha on March 16. ⚡ Playing his 7th professional season this year, all in the Royals organization, with parts of the last 2 years in Omaha ... has pitched 3 MLB games for Kansas City between 2023 and 2024 . ⚡ Appeared in 1 game for Kansas City across 2 stints in 2024 ... spent most of the year with Omaha, going 12-4 in 35 appearances (16 starts) at Triple-A, finished 2nd in the Royals minor league system in wins behind Ethan Bosackner (13). ⚡ Underwent Tommy John Surgery in June 2021 and made his return in June 2022 , pitching his way up to NW Arkansas (AA) that year.	IP 6.0 8/25/2019 vs. Down East K 7 7/2/2023 vs. Iowa BB 4 7/2/2023 vs. Iowa H 7 6/15/2023 vs. Frisco ER 4 6/15/2023 vs. Frisco
45 TAYLOR CLARKE RHP • R/R • 6'4" • 220 lbs • Born: 5/13/1993 (Age 31) Minor League Free Agent – 1/3/2025 Drafted by Arizona – 2015, Round 3 (College of Charleston) Born: Ashburn, Virginia • Resides: Phoenix, Arizona	2025: As a non-roster invite, appeared in 9 Cactus League games with Kansas City, pitching to a 2.00 ERA (2 ER in 9.0 IP) with 6 strikeouts. ⚡ Playing his 11th professional season this year ... Royals are his 3rd organization, has previously spent time with the Diamondbacks, Royals and Brewers ... pitched 183 MLB games between 2019 and 2023 for Arizona and Kansas City. ⚡ Traded from Kansas City to Milwaukee in December 2023 , opened 2024 on the Brewers' 15-day Injured List (<i>right knee inflammation</i>) ... reinstated May 15 and optioned to Nashville (AAA), where he spent the rest of the season ... 15 of 22 appearances in AAA were starts. ⚡ Appeared in 105 games for the Royals between 2022 and 2023 , recording 6 saves and 113 strikeouts in 108.0 innings of work.	NP 94 (2x) Last: 7/2/2023 vs. Iowa IP 5.0 9/16/20 @ LOS ANGELES (AL) K 4 (3x) Last: 6/12/21 vs. LOS ANGELES (AL) BB 3 8/19/20 @ OAKLAND H 6 9/16/20 @ LOS ANGELES (AL) ER 5 7/3/23 @ MINNESOTA NP 72 9/16/20 @ LOS ANGELES (AL)
54 AUSTIN COX LHP • L/L • 6'4" • 235 lbs • Born: 3/28/1997 (Age 28) Minor League Free Agent – 1/3/2025 Drafted by Kansas City – 2018, Round 5 (Mercer) Born: Macon, GA • Resides: Kansas City, MO	2025: As a non-roster invite, appeared in 6 Cactus League games with Kansas City, going 3-0 with a 4.70 ERA (4 ER in 7.2 IP) and 8 strikeouts. ⚡ Playing his 7th professional season this year, all in the Royals organization, with parts of the last 4 years in Omaha. ⚡ Between NW Arkansas (AA) and Omaha in 2024 , combined to go 3-1 with a 3.86 ERA (26 ER in 60.2 IP) and 65 strikeouts in 42 games (5 starts), with 38 of them coming for the Storm Chasers. ⚡ In 2023 , appeared in 24 games for the Royals with a 4.54 ERA (18 ER in 35.2 IP) and 33 strikeouts ... has not appeared in the Majors since after suffering a torn ACL and damaged MCL in his left knee on Sept. 8, 2023 after trying to cover first base in a game in Toronto ... began his MLB career by retiring 35 of the first 39 batters he faced across 6 relief outings, allowing only 4 walks.	NP 100 9/22/22 vs. Iowa K 9 9/22/22 vs. Iowa BB 3 7/10/22 vs. Toledo H 7 5/9/23 @ Scranton/WB ER 5 9/26/21 vs. Indianapolis NP 72 9/16/20 @ LOS ANGELES (AL)
46 STEVEN CRUZ RHP • R/R • 6'7" • 225 lbs • Born: 6/15/1999 (Age 25) Traded from Minnesota – 1/24/2023 Originally signed by Minnesota – 3/20/2017 Born/Resides: Tenares, Dominican Republic	2025: Appeared in 7 Cactus League games with Kansas City, pitching to a 2.57 ERA (2 ER in 7.0 IP), with 8 strikeouts ... optioned to Omaha on March 16. ⚡ Playing his 8th professional season this year ... Royals are his 2nd organization after being originally signed by the Twins ... has pitched 15 MLB games for Kansas City between 2023 and 2024. ⚡ Spent most of 2024 with Omaha, went 6-1 with 3 saves in 47 games with a 3.33 ERA (19 ER in 51.1 IP) and 56 strikeouts ... appeared in 5 games across 3 MLB stints with the Royals and retired 17 of his 18 batters faced with 4 strikeouts in 5.2 innings pitched.	NP 50 (2x) Last: 8/25/19 vs. Danville IP 3.1 (2x) Last: 6/17/21 vs. Lakeland K 6 (2x) Last: 8/25/19 vs. Danville BB 4 (2x) Last: 7/18/21 vs. Jupiter H 5 (3x) Last: 5/14/21 vs. Clearwater ER 6 (2x) Last: 8/10/23 vs. Iowa
40 JUNIOR FERNANDEZ RHP • R/R • 6'3" • 230 lbs • Born: 3/2/1997 (Age 28) Minor League Free Agent – 12/20/2024 Originally signed by St. Louis – 7/3/2014 Born: Santo Domingo Centro, DR • Resides: Port St. Lucie, FL	2025: As a non-roster invite, appeared in 6 Cactus League games with Kansas City, pitching to a 9.00 ERA (4 ER in 4.0 IP) with 6 strikeouts. ⚡ Playing his 12th professional season this year ... Royals are his 5th MLB organization, has previously spent time with the Cardinals, Pirates, Blue Jays, Nationals and in Japan ... pitched 50 MLB games between 2019 and 2022 for STL and PIT. ⚡ Gave a brief stint with the Chiba Lotte Marines of Japan in 2024 ... only logged 2 scoreless appearances (3 H, 3 K, 0 BB) for the Marines before suffering a season-ending injury to his right shoulder. ⚡ Pitched for four levels of the Cardinals organization in 2023 , beginning the year in High-A and making stops in both Double-A and Triple-A, culminating in his Major League debut on August 11 vs. Pittsburgh.	NP 87 8/15/16 vs. Charlotte IP 7.0 8/15/16 vs. Charlotte K 5 (4x) Last: 6/25/19 vs. Nashville BB 4 (5x) Last: 7/14/23 vs. Toledo H 7 (2x) Last: 7/17/16 vs. Brevard County ER 6 8/28/20 vs. CLEVELAND
57 ANDREW HOFFMANN RHP • R/R • 6'5" • 210 lbs • Born: 2/2/2000 (Age 25) Minor League Free Agent – 7/11/2022 Drafted by Atlanta – 2021, Round 12 (Illinois) Born: Joliet, IL • Resides: Plainfield, IL	2025: As a non-roster invite, appeared in 6 Cactus League games with Kansas City, pitching to a 5.87 ERA (5 ER in 7.2 IP) with 12 strikeouts to just 1 walk. ⚡ Playing his 5th professional season this year ... Royals are his 2nd organization after being drafted by the Braves. ⚡ Spent most of 2024 with Omaha (25 games, 11 starts), also appeared in 1 start for NW Arkansas (AA) and 3 rehab games for the ACL Royals ... made 5 starts for Omaha from March 31-April 16 before being placed on the IL, and returned to Omaha on June 6. ⚡ Struck out 133 batters across 125.1 innings pitched between Northwest Arkansas (87.1 IP) and Omaha (38.0) in 2023 . ⚡ Was acquired by Kansas City with OF Drew Waters and IF CJ Alexander for the No. 35 pick in the 2022 Draft (RHP J.R. Ritchie).	NP 77 6/18/23 vs. Frisco IP 4.0 6/18/23 vs. Frisco K 4 9/19/24 @ Louisville BB 3 8/13/24 vs. Louisville H 8 6/18/23 vs. Frisco ER 5 (2x) Last: 8/13/24 vs. Louisville
47 CRUZ NORIEGA RHP • R/R • 6'1" • 175 lbs • Born: 10/1/1997 (Age 27) International League Free Agent – 1/30/2018 Born: Porlamar, Venezuela • Resides: Bolivar, Venezuela	2025: In his first MLB spring training, appeared in 3 Cactus League games with Kansas City, pitching to a 0.00 ERA (0 ER in 4.0 IP) with 4 strikeouts. ⚡ Playing his 6th professional season this year, all have come in the Royals organization ... has not yet made his Triple-A debut. ⚡ Spent all of 2024 with NW Arkansas (AA), appearing in a career-best 32 games (9 starts), going 7-4 with a 6.01 ERA (51 ER in 76.1 IP) ... as a reliever, worked a 3.86 ERA (19 ER in 44.1 IP) ... as a starter, pitched to a 9.00 ERA (32 ER in 32.0 IP) ... last 8 outings were starts. ⚡ Named Kansas City's <i>Carlos Fortuna Award</i> recipient in 2023 , recognized for his commitment to improving his English speaking abilities both on and off the field ... spent all year with Quad Cities (A+) and went 3-3 with a 3.12 ERA (23 ER in 66.1 IP) over 20 games.	NP 90 7/30/19 vs. AZL D-backs IP 4.2 (2x) Last: 6/11/23 vs. Fort Wayne K 6 (3x) Last: 6/11/23 vs. Fort Wayne BB 2 (11x) Last: 7/12/24 @ Frisco H 9 7/30/19 vs. AZL D-backs ER 5 7/30/19 vs. AZL D-backs
43 ANTHONY SIMONELLI RHP • R/R • 6'2" • 200 lbs • Born: 12/23/1998 (Age 26) 2021 MLB Draft – Round 16 (Virginia Tech) Born: Winchester, VA • Resides: Blacksburg, VA	2025: As a non-roster invite (first MLB spring training), appeared in 5 Cactus League games with Kansas City, pitching to a 7.36 ERA (3 ER in 3.2 IP) with 5 strikeouts. ⚡ Playing his 5th professional season this year, all have come in the Royals organization. ⚡ Split 2024 between 43 relief appearances for NW Arkansas (AA) and 10 games (1 opener start) with Omaha, combined for a 2.93 ERA (24 ER in 73.2 IP) with a career-high 87 strikeouts ... also threw 8.0 innings without allowing an earned run in the Arizona Fall League. ⚡ Since the start of the 2022 season, he ranks 4th among Royals Minor League pitchers in appearances.	NP 75 4/20/22 @ Wisconsin IP 4.2 4/8/22 @ South Bend K 8 9/7/21 @ Augusta BB 4 6/8/23 vs. Fort Wayne H 7 4/20/22 @ Wisconsin ER 5 (2x) Last: 9/18/24 @ Louisville
22 EVAN SISK LHP • L/L • 6'2" • 209 lbs • Born: 4/23/1997 (Age 27) Traded from Minnesota – 1/24/2023 Drafted by St. Louis – 2018, Round 16 (College of Charleston) Born: Pineville, N.C. • Resides: Chester, S.C.	2025: Appeared in 4 Cactus League games with Kansas City, pitching to a 5.40 ERA (2 ER in 3.1 IP), with 4 strikeouts ... optioned to Omaha on March 16. ⚡ Playing his 7th professional season this year ... Royals are his 3rd organization, previously in the Cardinals and Twins systems ... has spent most of the last three years in Triple-A, added to Kansas City's 40-Man Roster in November 2024 . ⚡ Spent all of 2024 with Omaha and was named an International League postseason All-Star, leading all Triple-A pitchers (min. 50 games) in ERA (1.57) and WHIP (1.03) ... led the league in appearances (58), 4th in saves (15). ⚡ One of only two pitchers in all of Minor League Baseball in 2024 to record at least 50 appearances and not allow a home run and enters the 2025 season with an active streak of 69.0 consecutive homerless innings since he last allowed one on August 26, 2023 .	NP 55 8/20/21 @ Springfield IP 3.0 (4x) Last: 6/18/21 @ Wichita K 5 (4x) Last: 8/20/21 @ Springfield BB 3 (5x) Last: 6/28/23 vs. Iowa H 5 (3x) Last: 8/12/21 @ Tulsa ER 4 (4x) Last: 8/9/23 vs. Iowa
58 JACOB WALLACE RHP • R/R • 6'1" • 190 lbs • Born: 8/13/1998 (Age 26) Traded from Boston – 12/16/2022 Drafted by Colorado – 2019, Round 3 (Connecticut) Born: Lawrence, MA • Resides: Methuen, MA	2025: Appeared in 4 Cactus League games with Kansas City, pitching to a 0.00 ERA (0 ER in 3.0 IP) with 3 strikeouts. ⚡ Playing his 6th professional season this year ... Royals are his 3rd organization, previously in the Rockies and Red Sox systems ... has spent most of the last three years in Double-A, made his Triple-A debut with Omaha to begin 2024 . ⚡ Opened 2024 with Omaha and appeared in 3 games out of the bullpen for the Storm Chasers, earned wins in his first 2 career Triple-A appearances ... transferred to NW Arkansas (AA) on April 9 and finished the year in Double-A, his 2nd season with the Nationals ... combined to go 5-4 with a 4.10 ERA (29 ER in 63.2 IP) with 86 strikeouts (2.16 K/9). ⚡ Drafted by Colorado, traded to Boston for OF Kevin Pillar in 2020, then traded to Kansas City for RHP Wyatt Mills in 2022.	NP 45 7/5/23 vs. Arkansas IP 3.0 7/12/24 @ Frisco K 5 (3x) Last: 4/20/24 vs. Midland BB 4 (4x) Last: 5/9/23 @ Arkansas H 4 (7x) Last: 6/1/24 @ Tulsa ER 5 4/29/22 @ Somerset

STORM CHASERS BULLPEN USAGE (PITCH COUNT, LAST THREE WEEKS)

DAY OF WEEK DATE	FRI 3/28	SAT 3/29	SUN 3/30	MON 3/31	TUE 4/1	WED 4/2	THU 4/3	FRI 4/4	SAT 4/5	SUN 4/6	MON 4/7	TUE 4/8	WED 4/9	THU 4/10	FRI 4/11	SAT 4/12	SUN 4/13	
62 Bowlan, Jonathan		23				27												
45 Clarke, Taylor		13					14											
54 Cox, Austin		8					26		9									
46 Cruz, Steven						29				17								
40 Fernandez, Junior						28		22		33								
57 Hoffmann, Andrew		20						32										
47 Noriega, Cruz						19			14									
43 Simonelli, Anthony	25					16			16									
22 Sisk, Evan	12					6		9										
58 Wallace, Jacob	24						30		25									

Relievers		Last Outing							First Batter		Saves		Inherited Runners	
Pitcher	Last Relief Outing	IP	R	ER	BB	K	P-S	Faced	Retired	SV	Opp	IR	Scored	
62	Bowlan, Jonathan	4/2 vs. LOU	2.0	0	0	0	3	27-19	2	1	0	0	0	0
45	Clarke, Taylor	4/3 vs. LOU	0.2	1	1	0	0	14-7	2	0	0	0	2	1
54	Cox, Austin	4/4 vs. LOU	1.0	0	0	0	0	9-7	3	1	0	0	1	1
46	Cruz, Steven	4/5 vs. LOU	1.0	0	0	1	2	17-8	2	1	0	0	0	0
40	Fernandez, Junior	4/5 vs. LOU	2.0	0	0	1	2	33-20	3	0	0	0	0	0
57	Hoffmann, Andrew	4/3 vs. LOU	1.2	1	1	1	3	32-20	2	1	0	0	1	0
47	Noriega, Cruz	4/4 vs. LOU	1.0	0	0	0	2	14-9	2	1	0	1	1	1
43	Simonelli, Anthony	4/4 vs. LOU	1.0	0	0	2	0	16-7	3	3	0	0	4	0
22	Sisk, Evan	4/3 vs. LOU	0.2	0	0	0	0	9-7	3	3	0	1	3	1
58	Wallace, Jacob	4/4 vs. LOU	1.0	2	0	1	1	25-13	3	1	0	0	1	0
Season (Including Inactive)								25	12	0	2	13	4	

OMAHA STARTING PITCHER SPLITS						1ST PITCH STRIKES			1-2-3 INNINGS		
PITCHER	GS	W-L	TEAM W-L	R SUPPORT	SUPPORT/9 IP	FPS	TBF	% FPS	TOTAL	POSSIBLE	% 1-2-3
16 Guerrero, Tyson	2	1-1	1-1	9	9.00	16	35	45.7%	6	9	66.7%
56 Champlain, Chandler	2	0-1	1-1	2	2.00	28	45	62.2%	5	9	55.6%
25 Avila, Luinder	1	0-1	0-1	1	1.59	14	19	73.7%	4	5	80.0%
52 Cameron, Noah	1	1-0	1-0	11	19.80	10	21	47.6%	2	5	40.0%
37 Hatch, Thomas	1	0-0	1-0	3	5.40	8	17	47.1%	2	5	40.0%
SEASON (INCLUDING INACTIVE)	7			26	6.95	77	137	56.2%	19	33	57.6%

OMAHA STARTING PITCHER/CATCHER MATCHUPS																																			
PITCHER	BRIAN O'KEEFE							LUKE MAILE							LUCA TRESH							TOTALS													
	GS	W-L	ERA	IP	ER	BB	SO	GS	W-L	ERA	IP	ER	BB	SO	GS	W-L	ERA	IP	ER	BB	SO	GS	W-L	ERA	IP	ER	BB	SO	GS	W-L	ERA	IP	ER	BB	SO
16 Guerrero, Tyson	1	0-1	9.00	4.0	4	1	6	1	1-0	0.00	5.0	0	0	7															2	1-1	4.00	9.0	4	1	13
56 Champlain, Chandler	1	0-1	6.00	6.0	4	2	4	1	0-0	21.00	3.0	7	4	4															2	0-1	11.00	9.0	11	6	8
25 Avila, Luinder															1	0-0	1.59	5.2	1	1	11							1	0-0	1.59	5.2	1	1	11	
52 Cameron, Noah	1	1-0	1.80	5.0	2	3	6																					1	1-0	1.80	5.0	2	3	6	
37 Hatch, Thomas								1	0-0	1.80	5.0	1	1	6														1	0-0	1.80	5.0	1	1	6	
Relievers		0-0	4.91	11.0	6	7	14		2-0	1.29	14.0	4	7	10		0-1	16.20	3.1	6	3	4									2-1	4.45	28.1	14	17	28
TOTALS	3	1-2	5.19	26.0	15	13	30	3	3-0	3.33	27.0	10	12	27	1	0-1	7.00	9.0	7	4	15							7	4-3	4.65	62.0	32	29	72	
	CS/ATT	1/5			PCT	20.0%		CS/ATT	1/2		PCT	50.0%			CS/ATT	0/3		PCT	0.0%			CS/ATT	0/0		PCT	---		CS/ATT	2/10		PCT	20.0%			

OMAHA CATCHER PITCHING STATS																							
CATCHERS	W	L	ERA	GS	SV	IP	H	R	ER	HR	HB	BB	IBB	SO	WHIP	AVG	WP	GDP	TBF	CS	SB	CS%	PB
33 Brian O'Keefe	1	2	5.19	3	0	26.0	25	16	15	3	4	13	0	30	1.46	.253	3	2	117	1	2	33.3%	0
60 Luke Maile	3	0	3.33	3	0	27.0	19	12	10	2	0	12	0	27	1.15	.198	1	2	109	1	1	50.0%	1
11 Luca Tresh	0	1	7.00	1	0	9.0	8	7	7	0	1	4	0	15	1.33	.216	3	0	42	0	3	0.0%	0

OMAHA STARTERS VS. RELIEVERS								
PITCHING AS	W	L	ERA	IP	R	ER	SO	BB
Starters	2	2	4.81	33.2	19	18	44	12
Relievers	2	1	4.45	28.1	16	14	28	17

PLAYER	QUICK NOTES	CAREER HIGHS
1 HAROLD CASTRO INF • L/R • 6'0" • 190 • Born 11/30/1993 (Age 31) Signed as a Minor League Free Agent – 1/18/2025 Originally signed by Detroit – 1/8/2025 Born: Caracas, Venezuela • Resides: Fulshear, Texas	2025: As a non-roster invite, appeared in 19 Cactus League games with the Royals and hit .333 (16-for-48) with a .870 OPS. ⚡ Playing his 15th professional season this year, his 1st with KC ... Royals are his 3rd organization, has previously spent time with the Tigers and Rockies, and in Mexico ... has played 450 MLB games between 2018 and 2023 with DET and COL. ⚡ Spent 2024 with Toros de Tijuana in the Mexican League, slashing .320/.366/.447 (106-for-331, .813 OPS) in 84 games. ⚡ Has appeared in an MLB game at every defensive position except catcher, led by second base (153 games), shortstop (74), first base (68), third base (53), center field (46), left field (25), right field (14) and pitcher (9) ... is a career .278 (391-for-1406) hitter in 450 MLB games. HIT STREAK: 4 Games (4/2 to 4/5), .385 (5-for-13), 1 2B ON-BASE STREAK: 4 Games (4/2 to 4/5), .385 (5-for-13), 3 BB, 1 HBP	H 4 (8x) Last: 4/23/22 vs. COLORADO R 4 7/23/11 @ VSL Phillies HR 2 5/25/22 @ MINNESOTA RBI 5 (2x) Last: 8/28/22 @ TEXAS BB 3 9/16/23 vs. SAN FRANCISCO
24 CAM DEVANNEY INF • R/R • 6'1" • 195 • Born 4/13/1997 (Age 27) Traded from Milwaukee – 12/14/2023 Drafted by Milwaukee – 2019, Round 15 (Elong) Born: Nashua, NH • Resides: Hudson, NH	2025: As a non-roster invite, appeared in 16 Cactus League games with the Royals and hit .194 (6-for-31) with a .550 OPS. ⚡ Playing his 6th professional season this year, his 2nd with KC ... Royals are his 2nd organization, drafted by the Brewers, traded with RHP Ryan Brady in exchange for now-Omaha teammate RHP Taylor Clarke on December 14, 2023. ⚡ Spent all of 2024 with Omaha, tied 9th in the league in RBI (77) ... ranked 2nd on the Chasers in HR (19), 2nd in H (117) and 3rd in XBH (48) ... made 122 starts at SS, 3rd-most of any player at a single position in the Minors ... 62 of 77 RBI coming 8th or 9th in the order. ⚡ Spent 2023 with the Nashville Sounds (AAA), hitting .27 (91-for-336) with a .823 OPS ... 2022 MiLB Organization All-Star with the Brewers. HIT STREAK: ON-BASE STREAK:	SB 3 (3x) Last: 4/18/15 @ Bowie H 4 (2x) Last: 8/31/24 vs. St. Paul R 3 (5x) Last: 7/13/24 vs. Toledo HR 2 (5x) Last: 4/2/25 vs. Louisville RBI 6 8/31/24 vs. St. Paul BB 3 (5x) Last: 7/22/23 vs. Jacksonville SB 3 7/22/19 vs. AZL Athletics Gold
28 TYLER GENTRY OF • R/R • 6'2" • 215 • Born 2/1/1999 (Age 26) 2020 MLB Draft – Round 3 (Alabama) Born: Memphis, TN • Resides: Arlington, TN	2025: Appeared in 10 Cactus League games with the Royals and hit .294 (5-for-17) with a .862 OPS ... optioned to Omaha on March 10. ⚡ Playing his 5th professional season this year, all in the Royals organization ... played 5 MLB games with KC in 2024. ⚡ Spent most of 2024 with the Chasers, also played 3 MLB games with the Royals, made his MLB debut 8/25 vs. PHI ... tied 2nd on Omaha in BB (53) and tied 4th in H (108) ... improved his average 69 points 1st half to 2nd half (.215 to .284), raising his OPS 166 points (.675 to .841). ⚡ Spent all of 2023 with Omaha and led the Storm Chasers in HR (16), RBI (71), H (120), 2B (28), XBH (46), TB (200), R (69) and BB (81). HIT STREAK: ON-BASE STREAK:	H 4 (5x) Last: 6/18/24 vs. Louisville R 4 (2x) Last: 7/17/22 @ Corpus Christi HR 2 (2x) Last: 6/29/22 @ Amarillo RBI 6 6/2/21 vs. Beloit BB 3 (8x) Last: 9/12/23 vs. Indianapolis SB 2 9/17/23 vs. Indianapolis
14 JORDAN GROSHANS INF • R/R • 6'2" • 200 • Born 11/10/1999 (Age 25) Signed as a Minor League Free Agent – 11/23/2024 Drafted by Toronto – 2018, Round 7 (Magnolia HS) Born/Resides: Magnolia, Texas	2025: As a non-roster invite, appeared in 16 Cactus League games with the Royals as a Minor League camp call-up and hit .353 (6-for-17) with a 1.097 OPS ... not on Omaha's roster but transferred to the Chasers on March 31. ⚡ Playing his 7th professional season this year, his 1st with KC ... Royals are his 5th organization, has previously spent time with the Blue Jays, Marlins, Yankees and Athletics ... played 17 MLB games with Miami in 2022. ⚡ Claimed off waivers by the Yankees from the Marlins in February 2024 but DFA'd and sent outright to the Minors in March ... began the season with Scranton/WB (AAA), transferred to Somerset (AA) in late April, traded to Oakland in June to finish the year with Midland (AA) ... between the three teams he played for, combined to hit .235 (80-for-101) with a .629 OPS over 101 games. HIT STREAK: 2 Games (4/3 to 4/4), .600 (3-for-5), 1 2B ON-BASE STREAK: 2 Games (4/3 to 4/4), .600 (3-for-5)	H 5 8/1/21 vs. Beloit R 4 (3x) Last: 7/6/23 @ ACL Cubs HR 1 (48x) Last: 8/17/24 vs. Louisville RBI 5 4/22/22 @ Frisco BB 3 (6x) Last: 9/3/24 @ Memphis SB 2 (2x) Last: 6/10/22 @ Tulsa
12 NICK LOFTIN INF/OF • R/R • 6'0" • 180 • Born 9/25/1998 (Age 26) 2020 MLB Draft – Round 1/32* (Baylor) Born/Resides: Corpus Christi, Texas	2025: Appeared in 16 Cactus League games with the Royals and hit .382 (3-for-34) with a 1.052 OPS ... optioned to Omaha on March 25. ⚡ Playing his 5th professional season this year, all have come in the Royals organization ... has played 76 MLB games with Kansas City between 2023 and 2024 ... made his MLB debut on September 1, 2023 vs. Boston. ⚡ Made his first MLB Opening Day roster in 2024 and appeared in 57 big league games for Kansas City over three stints ... reached base in 53 of 58 games with Omaha ... batting average was at or above .300 after 51 of 58 games he played ... hit safely in 18 consecutive games, between May 14 and August 10, a streak that spanned parts of two stints, with two months in the big leagues in between. HIT STREAK: ON-BASE STREAK:	H 5 7/23/12 vs. Staten Island R 3 (4x) Last: 5/23/22 @ HOUSTON HR 2 5/11/18 vs. BOSTON RBI 5 (2x) Last: 3/29/25 @ Iowa BB 3 (4x) Last: 9/24/21 vs. Columbus SB 1 (23x) Last: 6/22/24 vs. BOSTON
60 LUKE MAILE C • R/R • 6'3" • 240 • Born 2/6/1991 (Age 34) Signed as a Minor League Free Agent – 3/25/2025 Drafted by Tampa Bay – 2012, Round 8 (Kentucky) Born: Edgewood, KY • Resides: Palm Harbor, FL	2025: As a non-roster invite, appeared in 10 Cactus League games with the Royals and hit .333 (7-for-21) with a .962 OPS ... opted out of his contract and was released on March 23, re-signed with KC on March 25. ⚡ Playing his 13th professional season this year, 1st with KC ... Royals are his 7th organization, has spent time with the Rays, Blue Jays, Pirates, Brewers, Guardians and Reds ... has played 440 MLB games since 2015 with TB, TOR, MIL, CLE and CIN. ⚡ Spent nearly all 2024 in the big leagues and appeared in 55 games with the Reds, including 49 games (44 starts) at catcher and 3 games at pitcher ... recognized with the Cincinnati Reds' <i>Joe Mauer Good Guy Award</i> ... spent 2 games with Louisville (AAA) while on rehab. HIT STREAK: ON-BASE STREAK:	H 4 (4x) Last: 4/2/23 vs. Oklahoma City R 4 6/28/18 vs. Bradenton HR 3 7/2/22 vs. Salt Lake RBI 6 6/9/21 @ Springfield BB 4 8/19/21 @ Sacramento SB 1 (18x) 6/28/23 vs. Salt Lake
33 BRIAN O'KEEFE C • R/R • 6'1" • 215 • Born 7/15/1993 (Age 31) Signed as a Minor League Free Agent – 10/18/2024 Drafted by St. Louis – 2014, Round 7 (St. Joseph's) Born/Resides: Albany, New York	2025: As a non-roster invite, appeared in 14 Cactus League games with the Royals and hit .217 (5-for-23) with a .656 OPS. ⚡ Playing his 11th professional season this year, his 2nd with KC ... Royals are his 4th organization, has previously spent time with the Cardinals, Mariners and Twins ... played 10 MLB games with Seattle between 2022 and 2023 . ⚡ Spent 2024 Spring Training with Minnesota, released March 27 and signed with the Royals April 1 ... reached base in 56 of 70 games with the Storm Chasers (80%) ... had career-best 22-game on-base streak June 11 to July 31 (.483 OBP) ... tied career-best with a 12-game hit streak June 30 to July 27 (.432 AVG) ... started at C and hit 4th for all 4 of Omaha's postseason games and went 6-for-18 with 4 HR and 9 RBI. HIT STREAK: ON-BASE STREAK:	H 4 (3x) Last: 8/30/22 @ CHICAGO (AL) R 4 (3x) Last: 4/30/22 vs. Toledo HR 3 5/21/21 @ Springfield RBI 6 5/21/21 @ Springfield BB 3 (12x) Last: 9/26/22 @ St. Paul SB 2 (4x) Last: 4/14/24 vs. Gwinnett
32 NICK PRATTO 1B/OF • L/L • 6'1" • 225 • Born 10/6/1998 (Age 26) 2017 MLB Draft – Round 1/14th (Huntington Beach HS) Born/Resides: Huntington Beach, California	2025: As a non-roster invite, appeared in 16 Cactus League games with the Royals and hit .290 (9-for-31) with a .726 OPS. ⚡ Playing his 6th professional season this year, all have come in the Royals organization. ⚡ Spent all of 2024 with Omaha and ranked 1st in the IL in R (93), 2nd in XBH (58), 4th in TB (234), tied 4th in 2B (32), tied 11th in H (129) ... led Chasers with career-best 21 HR, also led the team in BB (65), 3rd in SB (17) ... had hits in a team-best 90 games ... hit leadoff in 112 of Omaha's 148 games, most starts of any Storm Chaser at one spot in the batting order ... made at least 25 starts at all 3 outfield positions. ⚡ Among Royals Minor Leaguers over the last four years (since 2021), leads the system in RBI, tied 1st in hits ... is 2nd in G, 2B, HR, R & BB. HIT STREAK: ON-BASE STREAK:	H 4 (5x) Last: 8/9/24 vs. Iowa R 5 4/18/23 vs. Amarillo HR 3 4/18/23 vs. Amarillo RBI 6 4/18/23 vs. Amarillo BB 3 (4x) Last: 5/30/24 @ Indianapolis SB 3 8/22/21 @ South Bend
2 JOHN RAVE OF • L/L • 6'0" • 200 • Born 12/30/1997 (Age 27) 2019 MLB Draft – Round 5 (Illinois State) Born: Canton, IL • Resides: Bloomington, IL	2025: As a non-roster invite, appeared in 12 Cactus League games with the Royals and hit .235 (4-for-17) with a .703 OPS ... has not yet made his Triple-A debut. ⚡ For a second straight year, spend the entire 2024 season at NW Arkansas (AA) and slashed .250/.323/.429 (88-for-352) across 97 games (66 starts at catcher, 28 starts at DH) ... tied a career-high with a 9-game hitting streak, June 22 to July 4. ⚡ Split 2022 between Quad Cities (A+) and NW Arkansas (AA), recognized as a Royals MiLB.com Organization All-Star at catcher. ⚡ Over the last three years (2022-24), ranks 3rd among Royals Minor Leaguers in RBI, tied 5th in home runs. HIT STREAK: ON-BASE STREAK:	H 4 6/21/22 @ Wisconsin R 4 4/24/22 @ Wisconsin HR 2 (2x) Last: 6/25/24 @ Wichita RBI 5 4/16/23 @ Wichita BB 5 5/23/23 @ Tulsa SB 1 (5x) Last: 5/23/23 @ Tulsa
11 LUCA TRESH C • R/R • 6'0" • 193 • Born 1/11/2000 (Age 25) 2021 MLB Draft – Round 17 (NC State) Born: Clearwater, Florida • Resides: Safety Harbor, Florida	2025: As a non-roster invite, appeared in 12 Cactus League games with the Royals and hit .208 (5-for-24) with a .595 OPS ... sent outright to Omaha on March 23. ⚡ Playing his 8th professional season this year, his 3rd with KC ... Royals are his 2nd organization, drafted by the Cubs ... has played 194 MLB games between Chicago (NL) and Kansas City between 2022 and 2024. ⚡ Made his first MLB Opening Day roster in 2024 with Kansas City, but hit .200 (41-for-205) with a .640 over 64 games, optioned to Omaha on June 24 to finish his season ... in 56 games with the Storm Chasers, hit .239 (45-for-188) with a .771 OPS ... had 2nd-best walk-to-strikeout ratio on Omaha (34 BB to 47 K, 0.72 BB/K) ... hit .284 (27-for-95) when playing LF, compared to a .194 average (19-for-93) as a DH. HIT STREAK: ON-BASE STREAK:	H 4 (4x) Last: 4/20/22 vs. Rocket City R 4 7/21/23 vs. Indianapolis HR 2 (11x) Last: 9/12/24 vs. Toledo RBI 5 (5x) Last: 7/22/22 @ PHILADELPHIA BB 3 (4x) Last: 3/29/25 @ Iowa SB 2 (7x) Last: 8/5/23 @ Louisville
17 NELSON VELÁZQUEZ OF • R/R • 6'0" • 190 • Born 12/26/1998 (Age 26) Traded from Chicago (NL) – 7/31/2023 Drafted by Chicago (NL) – 2017, Round 5 (P.J. Education HS) Born/Resides: Carolina, Puerto Rico	2025: Appeared in 19 Cactus League games with the Royals and hit .188 (6-for-32) with a .722 OPS ... optioned to Omaha on March 25. ⚡ Playing his 8th professional season this year, his 4th with KC ... Royals are his 2nd organization, drafted by the Braves ... has played 137 MLB games with Kansas City between 2022 and 2024. ⚡ Spent much of 2024 with Omaha, also appeared in 7 MLB games with the Royals over 2 stints ... ranked 6th in the IL in OPS (.873), 9th in SLG (.494), 10th in OBP (.379), 11th in AVG (.290), 3rd in 2B (33), tied 5th in R (84) & tied 9th in XBH (50) ... 2nd on the Chasers in SB (20), tied 2nd in RBI (61), 3rd in H (114) ... twice named I.L. Player of the Week, July 14 to 14 and September 17 to 22. HIT STREAK: 3 Games (4/2 to 4/5), .750 (9-for-12), 2 2B, 1 3B, 2 HR ON-BASE STREAK: 5 Games (3/28 to 4/5), .474 (9-for-19), 3 BB	H 4 (14x) Last: 5/16/23 @ St. Paul R 4 7/8/17 @ GCL Tigers West HR 2 (3x) Last: 5/21/23 vs. Toledo RBI 7 4/11/23 vs. Gwinnett BB 3 8/4/21 vs. Charlotte SB 3 7/27/22 @ Syracuse
8 DREW WATERS OF • S/R • 6'0" • 185 • Born 12/30/1998 (Age 26) Traded from Atlanta – 7/11/2022 Drafted by Atlanta – 2017, Round 5 (Etowah HS) Born: Atlanta, GA • Resides: Marietta, GA	2025: Appeared in a team-best 22 Cactus League games with the Royals and hit .263 (10-for-38) with a .838 OPS ... optioned to Omaha on March 25. ⚡ Playing his 5th professional season this year, 1st with KC ... Royals are his 3rd organization, has spent time with the Brewers and Reds ... has played 153 MLB games between 2023 and 2024 with Milwaukee and Cincinnati. ⚡ Appeared in games for four different teams in 2024, beginning the year in the Brewers organization with the Nashville Sounds (AAA) and ending the year in the Reds organization with the Louisville Bats (AAA) ... appeared in Major League games with Milwaukee and Cincinnati ... hit .224 (66-for-295) with a .663 OPS over 83 Triple-A games and hit .154 (4-for-26) with a .368 OPS in 21 MLB games. HIT STREAK: ON-BASE STREAK:	H 4 (7x) Last: 7/3/24 @ Memphis R 4 9/17/21 @ Great Lakes HR 2 (5x) Last: 6/7/23 vs. Baltimore RBI 6 8/6/21 @ Kannapolis BB 3 (4x) Last: 7/26/24 vs. Charlotte SB 3 (2x) Last: 6/9/22 vs. Tennessee
19 JOEY WIEMER OF • R/R • 6'4" • 226 • Born 2/11/1999 (Age 26) Traded from Cincinnati – 11/22/2024 Drafted by Milwaukee – 2020, Round 8 (Cincinnati) Born: Sylvania, OH • Resides: Temperance, MI	2025: As a non-roster invite, appeared in 19 Cactus League games with the Royals and hit .333 (16-for-48) with a .870 OPS. ⚡ Playing his 15th professional season this year, his 1st with KC ... Royals are his 3rd organization, has previously spent time with the Tigers and Rockies, and in Mexico ... has played 450 MLB games between 2018 and 2023 with DET and COL. ⚡ Spent 2024 with Toros de Tijuana in the Mexican League, slashing .320/.366/.447 (106-for-331, .813 OPS) in 84 games. ⚡ Has appeared in an MLB game at every defensive position except catcher, led by second base (153 games), shortstop (74), first base (68), third base (53), center field (46), left field (25), right field (14) and pitcher (9) ... is a career .278 (391-for-1406) hitter in 450 MLB games. HIT STREAK: 4 Games (4/2 to 4/5), .385 (5-for-13), 1 2B ON-BASE STREAK: 4 Games (4/2 to 4/5), .385 (5-for-13), 3 BB, 1 HBP	H 4 (8x) Last: 4/23/22 vs. COLORADO R 4 7/23/11 @ VSL Phillies HR 2 5/25/22 @ MINNESOTA RBI 5 (2x) Last: 8/28/22 @ TEXAS BB 3 9/16/23 vs. SAN FRANCISCO

SO NICE, THEY DID IT TWICE (OR MORE)

Player	Multi-Hit Games					Multi-RBI Games					Multi-Run Games					Multi-BB Games					Multi-K Games					Multi-SB Games				
	2	3	4	5+	T	2	3	4	5+	T	2	3	4	5+	T	2	3	4	5+	T	2	3	4	5+	T	2	3	4	5+	T
1 Castro, Harold	1	-	-	-	1	-	-	-	-	-	-	1	-	-	1	-	-	-	-	-	1	-	-	-	1	-	-	-	-	-
24 Devanney, Cam	4	-	-	-	4	1	-	1	-	2	-	1	-	-	-	1	1	-	-	2	-	-	-	-	-	-	-	-	-	-
28 Gentry, Tyler	-	-	-	-	-	-	-	-	-	-	-	-	-	-	-	-	-	-	-	1	-	-	-	1	-	-	-	-	-	-
14 Groshans, Jordan	1	-	-	-	1	-	-	-	-	-	1	-	-	-	1	-	-	-	-	-	-	-	-	-	-	-	-	-	-	-
12 Loftin, Nick	-	1	-	-	1	-	1	-	-	1	-	-	-	-	-	3	-	-	-	3	1	-	-	-	-	-	-	-	-	-
60 Maile, Luke	1	-	1	-	2	-	-	-	1	1	1	-	-	-	1	-	-	-	-	-	1	-	-	-	1	-	-	-	-	-
33 O'Keefe, Brian	1	-	-	-	-	-	-	-	-	-	-	-	-	-	-	-	-	-	-	1	-	-	-	1	-	-	-	-	-	-
32 Pratto, Nick	-	-	-	-	-	-	-	-	-	-	1	-	-	-	-	-	-	-	-	1	-	-	-	1	-	-	-	-	-	-
2 Rave, John	1	-	-	-	1	1	-	-	-	1	-	2	-	-	2	1	-	-	-	1	3	-	-	-	3	1	-	-	-	1
17 Velázquez, Nelson	-	-	-	-	-	-	-	-	-	-	-	-	-	-	-	-	-	-	-	-	-	-	-	-	-	-	-	-	-	-
8 Waters, Drew	-	-	-	-	-	-	-	-	-	-	-	-	-	-	-	-	1	-	-	1	2	-	-	-	2	-	-	-	-	-
19 Wiemer, Joey	-	2	1	-	3	1	-	-	1	2	1	-	-	-	-	-	-	-	-	-	1	-	-	-	1	-	-	-	-	-
Tolbert, Tyler	-	-	-	-	-	-	-	-	-	-	2	-	-	-	2	-	-	-	-	2	2	-	-	-	2	-	-	-	-	-
TEAM TOTALS	9	3	2	0	13	3	1	1	2	7	6	4	0	0	7	5	1	0	0	6	14	3	0	0	16	2	0	0	0	2

OMAHA HITTING STREAKS

PLAYER	CURRENT	LONGEST	DATES/RESULTS (OF LONGEST)								
			START	END	AVG	2B	3B	HR	RBI	OPS	
1 Castro, Harold	4	4	4/2	4/5	.385	(5-13)	1	0	0	0	.991
24 Devanney, Cam	-	5	3/29	4/4	.529	(9-17)	1	0	4	8	1.913
28 Gentry, Tyler											
14 Groshans, Jordan	2	2	4/3	4/4	.600	(3-5)	1	0	0	0	1.400
12 Loftin, Nick	-	2 (2x)	4/3	4/4	.333	(2-6)	0	0	0	1	.777
60 Maile, Luke	-	2	3/29	4/3	.625	(5-8)	0	0	1	5	1.667
33 O'Keefe, Brian	-	3	3/28	4/2	.333	(4-12)	0	0	0	0	.666
32 Pratto, Nick											
2 Rave, John	-	3	3/29	4/2	.308	(4-13)	2	0	1	2	1.092
11 Tresh, Luca											
17 Velázquez, Nelson											
8 Waters, Drew	3	3	4/2	4/5	.750	(9-12)	2	1	2	7	2.352
19 Wiemer, Joey	-	3	3/28	4/1	.273	(3-11)	0	0	1	2	.930

BOLD indicates longest streak in 2025 among active players

OMAHA ON-BASE STREAKS

CURRENT	LONGEST	DATES/RESULTS (OF LONGEST)								
		START	END	AVG		2B	HR	BB	HBP	OBP
4	4	4/2	4/5	.385	(5- 13)	1	0	3	1	.529
-	5	3/29	4/4	.529	(9- 17)	1	4	3	1	.619
2	2	4/3	4/4	.600	(3- 5)	1	0	0	0	.600
7	7	3/28	4/5	.273	(6- 22)	1	0	10	0	.485
3	3	3/29	4/4	.455	(5- 11)	0	1	2	1	.571
-	4	3/28	4/4	.250	(4- 16)	0	0	1	0	.294
-	3	3/28	4/3	.222	(4- 18)	2	1	5	0	.391
-	5	3/28	4/2	.267	(4- 15)	2	1	4	0	.421
5	5	3/28	4/5	.474	(9- 19)	2	2	3	0	.545
6	6	3/28	4/5	.136	(3- 22)	0	1	4	1	.296

Blue indicates career-best streak

Italics indicates longest personal streak in 2025 is active

STORM CHASERS BATTERS VS LOUISVILLE

PLAYER	2025													CAREER													VS. ANDREW ABBOTT (CAREER)													
	G	AB	H	HR	RBI	2B	3B	SO	BB	IBB	AVG	OBP	SLG	G	AB	H	HR	RBI	2B	3B	SO	BB	IBB	AVG	OBP	SLG	G	AB	H	HR	RBI	2B	3B	SO	BB	IBB	AVG	OBP	SLG	
36 Castro, Harold	4	15	4	0	0	1	0	4	2	0	.267	.353	.333	20	71	20	0	4	4	1	17	6	0	.282	.338	.366	1	3	0	0	0	0	0	0	0	0	0	.000	.000	.000
24 Devaney, Cam	4	12	7	3	7	1	0	1	3	0	.583	.688	.147	28	95	33	7	19	7	1	18	11	0	.347	.431	.663	1	2	2	0	0	1	0	0	0	0	0	1.000	1.000	1.500
28 Gentry, Tyler	3	12	1	0	1	0	1	3	0	0	.083	.077	.250	34	127	33	5	16	7	3	31	11	0	.260	.342	.480	2	4	0	0	0	0	0	1	1	0	.000	.200	.000	
14 Groshans, Jordan	2	5	3	0	0	1	0	1	0	0	.600	.600	.800	8	27	9	0	1	2	0	3	3	0	.333	.400	.407	1	2	0	0	0	0	0	2	0	0	.000	.000	.000	
12 Loftin, Nick	4	12	3	0	2	0	0	3	6	0	.250	.474	.250	31	115	31	4	19	4	0	22	16	0	.270	.363	.409	3	7	2	0	0	0	0	1	1	0	.286	.375	.286	
60 Maile, Luke	2	7	3	0	0	0	0	2	1	0	.429	.556	.429	14	44	15	1	6	2	0	11	6	0	.341	.423	.455														
33 O'Keefe, Brian	3	12	3	0	0	0	0	4	1	0	.250	.308	.250	13	49	13	2	6	2	0	9	5	0	.265	.333	.429	1	3	1	0	0	0	0	2	0	0	.333	.333	.333	
32 Pratto, Nick	3	9	1	0	0	0	0	2	2	0	.111	.273	.111	35	132	35	8	27	6	2	47	11	0	.265	.336	.523	1	1	0	0	0	0	0	1	1	0	.000	.500	.000	
2 Rave, John	4	14	3	2	3	1	0	5	3	0	.214	.353	.714	32	124	25	7	17	4	1	31	15	0	.202	.291	.419	1	2	1	1	1	0	0	0	0	0	.500	.500	2.000	
11 Tresh, Luca	1	4	1	1	1	0	0	0	0	0	.250	.250	1.000	1	4	1	1	1	0	0	0	0	0	.250	.250	1.000	1	2	0	0	0	0	0	0	0	0	.000	.000	.000	
17 Velázquez, Nelson	1	4	0	0	0	0	0	1	0	0	.000	.000	1.000	12	44	5	0	4	1	0	10	4	0	.114	.188	.136														
8 Waters, Drew	3	12	6	2	7	2	1	2	2	0	.500	.571	1.333	38	136	40	7	24	10	2	33	22	0	.294	.398	.551	1	3	0	0	0	0	0	1	0	0	.000	.000	.000	
19 Wiemer, Joey	3	11	1	1	1	0	0	3	3	0	.091	.286	.364	9	31	5	1	3	1	0	10	9	0	.161	.350	.290	1	3	1	1	1	0	0	0	0	0	.333	.333	1.333	

PINCH-HITTING LOG (1-FOR-2)

#	DATE	INNING	PINCH HITTER	HITTING FOR	RESULT
1.	3/28 @ Iowa	▲ 9	Harold Castro	Cam Devanney	Groundout (4-3)
2.	4/3 vs. Louisville	▼ 9	Jordan Groshans	Nick Pratto	Single

#	DATE	INNING	PINCH HITTER	HITTING FOR	RESULT

AFTER-INNING RECORDS

LEADING		TRAILING		TIED	
AFTER 1 INNING	1-1		1-0		2-2
AFTER 2 INNINGS	1-1		2-2		1-0
AFTER 3 INNINGS	2-1		1-2		1-0
AFTER 4 INNINGS	2-1		1-2		1-0
AFTER 5 INNINGS	3-1		1-2		0-0
AFTER 6 INNINGS	3-0		1-3		0-0
AFTER 7 INNINGS	3-0		0-2		1-1
AFTER 8 INNINGS	3-0		0-3		1-0
TOTAL INNINGS...	27 (42.9%)		26 (41.3%)		10 (15.9%)

OMAHA BIG INNINGS

[illegible]

SCORE BY INNINGS

REGULAR SEASON	1	2	3	4	5	6	7	8	9	10	11	12	TOTAL
STORM CHASERS	3	2	5	5	11	5	2	7	3				43
OPPONENTS	2	8	1	5	2	8	2	3	4				35
Difference	1	-6	4	0	9	-3	0	4	-1				8

VS. LOUISVILLE	1	2	3	4	5	6	7	8	9	10	11	12	TOTAL
STORM CHASERS	3	1	3	5	11	1	1	1	2				28
BATS	2	3	1	1	0	7	1	3	4				22
Difference vs. LOU	1	-6	2	4	11	-6	0	-2	-2				6

MULTI-RUN INNINGS

	2 RUNS	3 RUNS	4 RUNS	5 RUNS	6 RUNS	7 RUNS	8 RUNS	9 RUNS	10+	TOTAL
STORM CHASERS	3	2	3	1	-	-	-	-	-	9
OPPONENTS	6	3	1	-	-	-	-	-	-	10

RECORD BY RUNS SCORED/ALLOWED

RUNS	0	1	2	3	4	5	6	7	8	9	10	11	12	13+
SCORED	0-1	0-0	0-0	0-2	0-0	1-0	0-0	0-0	1-0	0-0	0-0	0-0	2-0	0-0
ALLOWED	0-0	0-0	1-0	1-0	0-1	0-0	1-1	1-1	0-0	0-0	0-0	0-0	0-0	0-0

RECORD BY MARGIN OF VICTORY/DEFEAT

1 RUN	2 RUNS	3 RUNS	4 RUNS	5 RUNS	6 RUNS	7 RUNS	8 RUNS	9 RUNS	10+ RUNS
0-0	1-0	0-1	0-2	1-0	2-0	0-0	0-0	0-0	0-0

EXTRA-INNING GAMES (0 WINS, 0 LOSSES)

[illegible]

Bold Indicates Omaha Extra-Inning Win

WALK-OFF TRACKER (1 FOR, 0 AGAINST)

[illegible]

Bold Indicates Omaha Walk-Off Win

STORM CHASERS EJECTIONS (0)

DATE	INNING	WHO (POSITION) / # IN 2025	WHY	UMPIRE (POSITION)

HOME RUN BREAKDOWN

PLAYER	TOTAL	RUNNERS ON				SPLITS				SCORE		RECORD	STATCAST MAX		LAST
		0	1	2	3	VL	VR	HOME	AWAY	TIED GAME	GO AHEAD	TEAM W-L	EV (MPH)	DISTANCE (FT)	LAST HR
24 Cam Devanney	4	2	1	1	-	-	4	3	1	1	1	3-0	107.5	408	4/3 vs. LOU
2 John Rave	2	2	-	-	-	2	-	2	-	-	2	1-1	106.7	413	4/4 vs. LOU
8 Drew Waters	2	-	1	1	-	-	2	2	-	-	1	2-1	101.5	276	4/3 vs. LOU
11 Luca Tresh	1	1	-	-	-	1	-	1	-	1	-	0-1	107.8	408	4/1 vs. LOU
19 Joey Wiemer	1	1	-	-	-	1	-	1	-	-	-	0-1	99.4	378	4/1 vs. LOU
60 Luke Maile	1	-	-	-	1	1	-	-	1	-	1	1-0	103.0	-	3/29 @ IOW
TEAM TOTALS	11	6	2	2	1	5	6	9	2	-	-	-	107.8	413	-
OPPONENT TOTALS	5	3	1	1	-	2	3	3	2	-	-	-	105.5	426	-

INNING DISTRIBUTION

1ST INNING	2ND INNING	3RD INNING	4TH INNING	5TH INNING	6TH INNING	7TH INNING	8TH INNING	9TH INNING	10TH INNING	11TH INNING
2		1	1	2	1	1	1	2	-	-

NOTABLE STORM CHASERS HOME RUNS

GRAND SLAMS (1)		BACK-TO-BACK HOMERS (0)		2-HOMER GAMES (1)	
PLAYER (CAREER NO.)	DATE/OPPONENT (INN.)	PLAYERS	DATE/OPPONENT	PLAYER (CAREER NO.)	DATE/OPPONENT
Luke Maile (2nd)	3/29 @ Iowa (▲ 8)			Cam Devanney (5th)	4/2 vs. Louisville

LEADOFF HOMERS (2)		BACK-TO-BACK-TO-BACK HOMERS (0)		3-HOMER GAMES (0)	
PLAYER (CAREER NO.)	DATE/OPPONENT	PLAYERS	DATE/OPPONENT	PLAYER (CAREER NO.)	DATE/OPPONENT (INN.)
John Rave (5th)	4/1 vs. Louisville				
John Rave (6th)	4/4 vs. Louisville				

PINCH-HIT HOMERS (0)		WALK-OFF HOMERS (1)		INSIDE-THE PARK HOMERS (1)	
PLAYER (CAREER NO.)	DATE/OPPONENT (INN.)	PLAYER	DATE/OPPONENT	PLAYER (CAREER NO.)	DATE/OPPONENT (INN.)
		Cam Devanney	4/3 vs. Louisville	Drew Waters (1st)	4/2 vs. Louisville (▼ 4)

NOTABLE OPPOSING HOME RUNS

GRAND SLAMS (0)		BACK-TO-BACK HOMERS (0)		2-HOMER GAMES (0)	
PLAYER (CAREER NO.)	DATE/OPPONENT (INN.)	PLAYERS	DATE/OPPONENT	PLAYER (CAREER NO.)	DATE/OPPONENT

LEADOFF HOMERS (1)		BACK-TO-BACK-TO-BACK HOMERS (0)		3-HOMER GAMES (0)	
PLAYER (CAREER NO.)	DATE/OPPONENT	PLAYERS	DATE/OPPONENT	PLAYER (CAREER NO.)	DATE/OPPONENT (INN.)
Tyler Callihan (1st)	4/2 vs. Louisville				

PINCH-HIT HOMERS (0)		WALK-OFF HOMERS (0)		INSIDE-THE PARK HOMERS (0)	
PLAYER (CAREER NO.)	DATE/OPPONENT (INN.)	PLAYER	DATE/OPPONENT	PLAYER (CAREER NO.)	DATE/OPPONENT (INN.)

PITCHING

vs. Left-Handed Starter	2-1
vs. Right-Handed Starter	2-2
WITH Left-Handed Starter	2-1
WITH Right-Handed Starter	2-2
0-4 strikeouts	0-0
5-9 strikeouts	1-1
10+ strikeouts	3-2
0 runs of support	0-1
1-2 runs of support	1-2
3-4 runs of support	1-0
5-9 runs of support	1-0
10+ runs of support	1-0
Bullpen Games	0-0
Starter goes less than 4.0 Innings	1-0
Starter goes 4.0/4.1/4.2 Innings	0-1
Starter goes 5.0/5.1/5.2 Innings	3-1
Starter goes 6.0+ Innings	0-1

SCORING

1-Run Games	0-0
2-Run Games	1-0
3-4-Run Games	0-3
5+ Run Games	3-0
Extra Innings	0-0
Shutouts	0-1
Doubleheaders	0-0 (0 SWEET, 0 SPLIT, 0 SWEPT)
Scoring 0-2 Runs	0-1
3-5 Runs	1-2
6-9 Runs	1-0
10+ Runs	2-0
Opponent 0-2 Runs	1-0
3-5 Runs	1-1
6-9 Runs	2-2
10+ Runs	0-0
Scored in 1st Inning	1-1
Opponent scored in 1st	1-0
Scores first	2-1
Opponent scores first	2-2

HITTING

Omaha 0-5 hits	0-2
6-9 hits	2-1
10+ hits	2-0
Opponent 0-5 hits	1-0
6-9 hits	2-2
10+ hits	1-1
Out-hit opponent	4-0
Out-hit by opponent	0-3
Hits are tied	0-0
Hit 0 home runs	0-2
1 home run	1-0
2 home runs	2-0
3+ home runs	1-1
Opponent hit 0 home runs	1-2
1 home run	3-0
2 home runs	0-1
3+ home runs	0-0
Leave 0-5 runners on base	3-0
6-9 on base	1-3
10+ on base	0-0
Opponent leaves 0-5 runners on base	0-0
6-9 on base	3-3
10+ on base	1-0
Steals 0 bases	1-2
1 base	1-0
2 bases	1-0
3+ bases	1-1
Opponent steals 0 bases	3-0
1 base	1-0
2 bases	0-2
3+ bases	0-1

FIELDING

Turned 0 double plays	2-2
1 double play	1-0
2 double plays	1-1
3+ double plays	0-0
Made 0 errors	1-2
1 error	2-0
2 errors	1-1
3+ errors	0-0
Opponent made 0 errors	1-2
1 error	2-1
2 errors	1-0
3+ errors	0-0

INDIVIDUAL BATTING

SPLIT	#, PLAYER, GAME
Most At-Bats	6, Tyler Gentry, 3/29 @ IOW
Most Plate Appearances	6, 3x, last: Tyler Gentry, 3/29 @ IOW
Most Runs	3, 4x, last: Cam Devanney, 4/2 vs. LOU
Most Hits	4, Drew Waters, 4/2 vs. LOU
Most Doubles	1, 10x, last: Harold Castro, 4/4 vs. LOU
Most Triples	1, 2x, last: Tyler Gentry, 4/4 vs. LOU
Most Extra-Base Hits	3, Drew Waters, 4/2 vs. LOU
Most Home Runs	2, Cam Devanney, 4/2 vs. LOU
Most Total Bases	10, Drew Waters, 4/2 vs. LOU
Most RBI	5, 2x, last: Drew Waters, 4/2 vs. LOU
Most Stolen Bases	2, 2x, last: John Rave, 3/28 @ IOW
Most Caught Stealing	1, Harold Castro, 4/5 vs. LOU
Most Walks	3, Nelson Velázquez, 3/29 @ IOW
Most Hit-By-Pitch	1, 4x, last: Harold Castro, 4/5 vs. LOU
Most Strikeouts	3, 5x, last: Nick Pratto, 4/5 vs. LOU
Most Sac Hits	1, 4x, last: John Rave, 4/4 vs. LOU
Most Sac Flies	1, 3x, last: Tyler Gentry, 4/4 vs. LOU
Most GDP	1, 6x, last: Joey Wiemer, 4/5 vs. LOU
Most Left On Base	6, 3x, last: Brian O'Keefe, 4/5 vs. LOU

TEAM BATTING

SPLIT	#, GAME
Most At-Bats, Game	35, 3/29 @ IOW
Most Plate Appearances, Game	48, 3/29 @ IOW
Most Runs, Game	12, 2x, last: 4/2 vs. LOU
Most Runs, Inning	5, 4/4 vs. LOU
Most Hits, Game	12, 3/29 @ IOW
Most Hits, Inning	3, 3x, last: 4/3 vs. LOU
Fewest Hits, Game	4, 4/5 vs. LOU
Most Doubles, Game	3, 3/29 @ IOW
Most Triples, Game	1, 2x, last: 4/4 vs. LOU
Most Extra-Base Hits, Game	6, 4/2 vs. LOU
Most Home Runs, Game	3, 2x, last: 4/2 vs. LOU
Most Home Runs, Inning	1, 11x, last: 4/4 vs. LOU
Most Total Bases, Game	24, 4/2 vs. LOU
Most RBI, Game	12, 3/29 @ IOW
Most Stolen Bases, Game	5, 3/28 @ IOW
Most Caught Stealing, Game	1, 4/5 vs. LOU
Most Walks, Game	10, 3/29 @ IOW
Most Hit-By-Pitch, Game	1, 4x, last: 4/5 vs. LOU
Most Strikeouts, Game	15, 3/28 @ IOW
Most Sac Hits, Game	2, 3/29 @ IOW
Most Sac Flies, Game	2, 4/4 vs. LOU
Most GDP, Game	2, 2x, last: 4/3 vs. LOU
Most Left On Base, Game	11, 4/4 vs. LOU

^ Indicates Storm Chasers Record Tied

* Indicates Storm Chasers Record Set

INDIVIDUAL PITCHING

SPLIT	#, PLAYER, GAME
Most Innings Pitched	6.0, Chandler Champlain, 4/5 vs. LOU
Most Runs Allowed	7, Chandler Champlain, 3/29 @ IOW
Most Hits Allowed	7, 2x, last: Chandler Champlain, 3/29 @ IOW
Fewest Hits Allowed, Complete Game	-
Most Earned Runs Allowed	7, Chandler Champlain, 3/29 @ IOW
Most Home Runs Allowed	1, 5x, last: Thomas Hatch, 4/3 vs. LOU
Most Walks Allowed	4, Chandler Champlain, 3/29 @ IOW
Most Hit-By-Pitch	1, 5x, last: Chandler Champlain, 4/5
Most Strikeouts, Reliever	3, 3x, last: Andrew Hoffmann, 4/3 vs. LOU
Most Strikeouts	11, Luinder Avila, 4/1 vs. LOU

TEAM PITCHING

SPLIT	#, GAME
Most Innings Pitched, Game	9.0, 6x, last: 4/5 vs. LOU
Most Runs Allowed, Game	7, 2x, last: 4/1 vs. LOU
Most Runs Allowed, Inning	4, 2x, last: 4/2 vs. LOU
Fewest Runs Allowed, Game	2, 4/4 vs. LOU
Most Hits Allowed, Game	10, 2x, last: 3/29 @ IOW
Most Hits Allowed, Inning	5, 3/29 @ IOW
Fewest Hits Allowed, Game	2, 4/4 vs. LOU
Most Earned Runs Allowed, Game	7, 2x, last: 4/1 vs. LOU
Most Doubles Allowed, Game	4, 3/28 @ IOW
Most Triples Allowed, Game	1, 4/1 vs. LOU
Most Home Runs Allowed, Game	2, 3/28 @ IOW
Most Stolen Bases Allowed, Game	3, 4/1 vs. LOU
Most Walks Allowed, Game	7, 4/2 vs. LOU
Fewest Walks Allowed, Game	2, 3/28 @ IOW
Most Hit-By-Pitch, Game	2, 4/5 vs. LOU
Most Strikeouts, Game	15, 4/1 vs. LOU

TEAM MISC

SPLIT	#, GAME
Longest Game, Innings	9, 7x, last: 4/5 vs. LOU
Longest Game, Time (9 Innings)	2:56, 4/1 vs. LOU
Longest Game, Time (Extra Innings)	-
Shortest Game, Time (9+ Innings)	2:27, 4/5 vs. LOU
Largest Home Crowd	2,571, 4/1 vs. LOU
Largest Road Crowd	7,226, 3/28 @ IOW
Largest Winning Margin	6, 2x, last: 4/4 vs. LOU
Largest Losing Margin	-4, 2x, last: 4/5 vs. LOU
Largest Comeback Win	5, 3/29 @ IOW
Largest Lead Blown In Loss	1, 4/1 vs. LOU
Most Games Under .500	1, 2x, last: 4/1 (1-2)
Most Games Over .500	2, 2x, last: 4/4 (4-2)

TEAM FIELDING

SPLIT	#, GAME
Most Errors, Game	2, 2x, last: 4/2 vs. LOU
Most Double Plays Turned, Game	2, 2x, last: 4/5 vs. LOU

2025 STATCAST LEADERS (TOP 10)

LONGEST MEASURED HOMER DISTANCE			HIGHEST BATTED BALL EXIT VELOCITY			FASTEST PITCH VELOCITY		
PLAYER	DISTANCE (PITCH, PITCHER)	DATE	PLAYER	EXIT VELO (BATTED BALL TYPE)	DATE	PLAYER	PITCH VELO (PITCH RESULT)	DATE
1. John Rave	413 Parrish, D	4/1 vs. LOU	1. Joey Wiemer	109.7 Grounded Into DP	4/2 vs. LOU	1. Junior Fernandez	99.4 Foul Ball	4/5 vs. LOU
2. Luca Tresh	408 La Sorsa, J	4/2 vs. LOU	2. Cam Devanney	109.6 Field Out	4/5 vs. LOU	2. Steven Cruz	98.9 Called Ball	4/5 vs. LOU
3. Cam Devanney	408 Richardson, L	4/1 vs. LOU	3. Cam Devanney	109.6 Single	4/4 vs. LOU	3. Junior Fernandez	98.8 Walk	4/3 vs. LOU
4. Joey Wiemer	378 Abbott, A	4/1 vs. LOU	4. Joey Wiemer	109.3 Fielders Choice	4/4 vs. LOU	4. Junior Fernandez	98.6 Foul Ball	4/5 vs. LOU
5. Cam Devanney	372 Busenitz, A	4/2 vs. LOU	5. Nelson Velázquez	108.0 Field Out	4/3 vs. LOU	5. Steven Cruz	98.4 Foul Ball	4/5 vs. LOU
6. John Rave	335 Abbott, A		6. Luca Tresh	107.8 Home Run	4/1 vs. LOU	6. Junior Fernandez	98.3 Walk	4/1 vs. LOU
7.			7. Brian O'Keefe	107.7 Single	4/2 vs. LOU	7. Junior Fernandez	98.3 Called Ball	4/1 vs. LOU
8.			8. Drew Waters	107.5 Double	4/2 vs. LOU	8. Junior Fernandez	98.2 Single	4/1 vs. LOU
9.			9. Cam Devanney	107.5 Home Run	3/29 @ IOW	9. Steven Cruz	98.2 Foul Ball	4/1 vs. LOU
10.			10. Tyler Gentry	107.3 Field Out	4/2 vs. LOU	10. Junior Fernandez	98.1 Stolen Base	4/3 vs. LOU

INDIVIDUAL BATTING

FOR THE STORM CHASERS

SPLIT	PLAYER, GAME
Grand Slam	Luke Maile, 3/29/2025 @ IOW
Pinch-Hit Home Run	Brian O'Keefe, 7/23/2024 @ STP
Pinch-Hit Walk-Off Home Run	-
2 Home Run Game	Cam Devanney, 4/2/2025 vs. LOU
3+ Home Run Game	Ryan McBroom, 3, 6/13/2021 @ STP
2 Home Runs, One Inning	Brett Eibner, 2, 5/12/2016 vs. MEM
Leadoff Home Run	John Rave, 4/4/2025 vs. LOU
Walk-Off Home Run	Cam Devanney, 4/3/2025 vs. LOU
Walk-Off Grand Slam	Jimmy Govern, 5/7/2022 vs. COL
Walk-Off Win	Cam Devanney, 4/3/2025 vs. LOU
5 Hit Game	Rodolfo Durán, 9/3/2024 @ MEM
6+ Hit Game	Matt Diaz, 6, 7/27/2005 @ POR
2 Hits, One Inning	Ryan Fitzgerald, 8/10/2024 vs. IOW
5 RBI Game	Drew Waters, 4/2/2025 vs. LOU
6 RBI Game	Cam Devanney, 8/31/2024 vs. STP
7 RBI Game	Drew Waters, 4/11/2024 vs. GWN
8 RBI Game	Jimmy Paredes, 5/12/2014 vs. NEW
9+ RBI Game	Brett Eibner, 9, 4/9/2014 vs. MEM
Steal of Home	Nate Eaton, 6/15/2024 @ TOL
3+ Stolen Base Game	Samad Taylor, 4, 7/5/2023 @ GWN

AGAINST THE STORM CHASERS

SPLIT	PLAYER, GAME
Grand Slam	Will Robertson, 8/25/2024 @ BUF
Pinch-Hit Home Run	Brendt Citta, 9/11/2022 vs. IND
Pinch-Hit Walk-Off Home Run	Isaac Galloway, 4/13/2019 vs. NO (G2)
2 Home Run Game	Jace Jung, 7/12/2024 vs. TOL
3+ Home Run Game	Jhonkensy Noel, 3, 5/22/2024 vs. COL
2 Home Runs, One Inning	-
Leadoff Home Run	Tyler Callihan, 4/2/2025 vs. LOU
Walk-Off Home Run	Chase Strumpf, 7/5/2024 @ IOW
Walk-Off Grand Slam	Will Middlebrooks, 6/18/2016 @ COL
Walk-Off Win	Brady House, 7/31/2024 @ ROC
5 Hit Game	P.J. Higgins, 9/5/2023 @ IOW
6+ Hit Game	-
2 Hits, One Inning	Miles Mastrobuoni, 8/10/2023 vs. IOW
5 RBI Game	Hernán Pérez, 8/25/2023 vs. STP
6 RBI Game	Luis Vázquez, 8/9/2023 vs. IOW
7 RBI Game	Chase Strumpf, 8/9/2023 vs. IOW
8 RBI Game	Adolis García, 7/21/2019 vs. MEM
9+ RBI Game	-
Steal of Home	Noelvi Marte, 4/5/2025 vs. LOU
3+ Stolen Base Game	J.P. Martínez, 3, 4/12/2024 vs. GWN

TEAM BATTING

FOR THE STORM CHASERS

SPLIT	GAME
4 Home Run Game	7/27/2024 @ STP
5 Home Run Game	7/9/2024 vs. TOL
6 Home Run Game	6/4/2019 vs. ABQ
7+ Home Run Game	7, 6/30/2024 @ COL
3 Home Runs, One Inning	8/10/2024 vs. IOW
4+ Home Runs, One Inning	4, 5/21/2021 @ IOW

AGAINST THE STORM CHASERS

SPLIT	GAME
4 Home Run Game	7/30/2024 @ ROC
5 Home Run Game	5/22/2024 vs. COL
6 Home Run Game	7/12/2024 vs. TOL
7+ Home Run Game	7, 8/9/2023 vs. IOW
3 Home Runs, One Inning	7/28/2023 @ COL
4+ Home Runs, One Inning	4, 8/9/2023 vs. IOW

INDIVIDUAL PITCHING

FOR THE STORM CHASERS

SPLIT	PLAYER, GAME
No-Hitter	-
Complete Game	Arnaldo Hernandez, 9.0, 8/15/2018 vs. OKC
Complete Game, 1-Hitter	Luis Mendoza, 9.0, 7/18/2011 @ MEM
Complete Game, 2-Hitter	Arnaldo Hernandez, 7.0, 7/21/2018 vs. RR
Complete Game Shutout	Jake Kalish, 7.0, 7/2/2018 vs. NAS
10+ Strikeout Game	Luinder Avila, 11, 4/1/2025 vs. LOU
15+ Strikeout Game	-
4+ Strikeouts In An Inning	Walter Pennington, 4, 8/22/2023 vs. STP

AGAINST THE STORM CHASERS

SPLIT	PLAYER, GAME
No-Hitter	Dustin Nippert, 7.0, 6/29/2008 vs. OKL
Complete Game	Daniel Ponce de Leon, 9.0, 7/15/2018 vs. MEM
Complete Game, 1-Hitter	Daniel Ponce de Leon, 9.0, 7/15/2018 vs. MEM
Complete Game, 2-Hitter	Michael McGreevy, 7.0, 9/5/2024 @ MEM (G2)
Complete Game Shutout	Doug Nikhazy, 7.0, 6/28/2024 @ COL (G2)
10+ Strikeout Game	Michael McGreevy, 10, 9/5/2024 @ MEM (G2)
15+ Strikeout Game	-
4+ Strikeouts In An Inning	Eric Hull, 4, 8/4/2007 vs. LV

[illegible]

Storm Chasers Position Production																	
	Avg	AB	H	TB	2B	3B	HR	RBI	BB	SO	OBP	SLG	OPS	SAC	SF	HBP	GIDP
C	.333	27	9	15	0	0	2	6	2	7	.400	.556	.956	0	0	1	1
1B	.227	22	5	7	2	0	0	0	5	7	.370	.318	.688	1	0	0	0
2B	.208	24	5	5	0	0	0	2	4	8	.310	.208	.518	1	1	0	1
3B	.304	23	7	9	2	0	0	4	8	7	.484	.391	.875	0	0	0	0
SS	.455	22	10	23	1	0	4	8	4	6	.571	1.045	1.616	0	0	2	0
LF	.148	27	4	10	1	1	1	3	4	8	.250	.370	.620	1	1	0	1
CF	.269	26	7	17	2	1	2	7	5	6	.406	.654	1.060	0	0	1	1
RF	.231	26	6	13	1	0	2	5	3	6	.300	.500	.800	1	1	0	1
DH	.120	25	3	4	1	0	0	1	5	13	.267	.160	.427	0	0	0	1

Storm Chasers Batting Order Production																	
	Avg	AB	H	TB	2B	3B	HR	RBI	BB	SO	OBP	SLG	OPS	SAC	SF	HBP	GIDP
1st	.200	25	5	13	2	0	2	4	6	8	.355	.520	.875	2	0	0	0
2nd	.500	26	13	24	3	1	2	11	6	7	.576	.923	1.499	0	1	0	0
3rd	.080	25	2	2	0	0	0	2	8	7	.303	.080	.383	0	0	0	0
4th	.120	25	3	6	0	0	1	2	4	7	.290	.240	.530	0	0	2	2
5th	.391	23	9	12	3	0	0	1	4	6	.483	.522	1.005	1	1	1	0
6th	.185	27	5	8	0	0	1	5	3	7	.267	.296	.563	0	0	0	2
7th	.208	24	5	7	0	1	0	1	4	10	.310	.292	.602	0	1	0	0
8th	.240	25	6	10	1	0	1	2	2	9	.296	.400	.696	1	0	0	2
9th	.375	24	9	22	1	0	4	8	3	7	.464	.917	1.381	0	0	1	0

[illegible]

2025 STORM CHASER QUALITY STARTS (0)

STARTER (# IN 2025)	GAME	DEC	IP	H	R	ER	HR	HB	BB	IBB	SO	WP	BK	GIDP	TBF	% K/BF	NP-S	S%	FPS	FPS%	P/IP	CATCHER
1.																						

2025 REHAB ASSIGNMENTS WITH OMAHA (0)

HITTING (0)

PLAYER	INJURY	DATES	AVG	G	AB	R	H	TB	2B	3B	HR	RBI	BB	IBB	SO	SB	CS	OBP	SLG	OPS	PA	SAC	SF	HBP	GIDP
--------	--------	-------	-----	---	----	---	---	----	----	----	----	-----	----	-----	----	----	----	-----	-----	-----	----	-----	----	-----	------

PITCHING (0)

PLAYER	INJURY	DATES	W	L	ERA	G	GS	CG	SHO	GF	HLD	SV	SVO	IP	H	R	ER	HR	HB	BB	IBB	SO	AVG	WP	BK	GIDP	TBF
--------	--------	-------	---	---	-----	---	----	----	-----	----	-----	----	-----	----	---	---	----	----	----	----	-----	----	-----	----	----	------	-----

2025 STORM CHASER AWARD WINNERS (0)

INTERNATIONAL LEAGUE PLAYER OF THE WEEK (0)

PLAYER	DATES	AVG	G	AB	PA	R	H	TB	2B	3B	HR	RBI	BB	IBB	SO	SB	CS	OBP	SLG	OPS	SAC	SF	HBP	GDP
--------	-------	-----	---	----	----	---	---	----	----	----	----	-----	----	-----	----	----	----	-----	-----	-----	-----	----	-----	-----

INTERNATIONAL LEAGUE PITCHER OF THE WEEK (0)




































































PLAYER	DATES	W	L	ERA	G	GS	CG	SHO	GF	HLD	SV	SVO	IP	H	R	ER	HR	HB	BB	IBB	SO	WHIP	AVG	WP	BK	GDP
--------	-------	---	---	-----	---	----	----	-----	----	-----	----	-----	----	---	---	----	----	----	----	-----	----	------	-----	----	----	-----

INTERNATIONAL LEAGUE PLAYER OF THE MONTH (0)

PLAYER	DATES	AVG	G	AB	PA	R	H	TB	2B	3B	HR	RBI	BB	IBB	SO	SB	CS	OBP	SLG	OPS	SAC	SF	HBP	GDP
--------	-------	-----	---	----	----	---	---	----	----	----	----	-----	----	-----	----	----	----	-----	-----	-----	-----	----	-----	-----
























INTERNATIONAL LEAGUE PITCHER OF THE MONTH (0)

PLAYER	DATES	W	L	ERA	G	GS	CG	SHO	GF	HLD	SV	SVO	IP	H	R	ER	HR	HB	BB	IBB	SO	WHIP	AVG	WP	BK	GDP
--------	-------	---	---	-----	---	----	----	-----	----	-----	----	-----	----	---	---	----	----	----	----	-----	----	------	-----	----	----	-----
























														OMAHA			OPPONENT					
GM #	MARCH	OPPONENT	SCORE	RECORD	STANDINGS, LG	WIN	LOSS	SAVE	TEMP.	1ST PITCH	TIME	ATT.	HOME ATT.	R	H	E	LO	R	H	E	LO	
1.	3/28	 @ Iowa	L, 6-3	0 - 1	^T 11TH -1.0	B. Kriske (1-0)	T. Guerrero (0-1)	D. Palencia (1)	78°	7:10 PM	2:29	7,226		3	5	0	6	6	10	1	6	
2.	3/29	 @ Iowa	W, 12-7	1 - 1	^T 9TH -1.0	J. Bowian (1-0)	B. Hughes (0-1)	-	68°	3:08 PM	2:49	3,708		12	12	1	9	7	10	0	6	
3.	3/30	 @ Iowa	Postponed: Inclement Weather (Make up TBD)																			
														OMAHA			OPPONENT					
GM #	APRIL	OPPONENT	SCORE	RECORD	STANDINGS, LG	WIN	LOSS	SAVE	TEMP.	1ST PITCH	TIME	ATT.	HOME ATT.	R	H	E	LO	R	H	E	LO	
3.	4/1	 LOUISVILLE	L, 7-3	1 - 2	^T 13TH -2.5	A. Busenitz (1-0)	S. Cruz (0-1)	-	51°	6:36 PM	2:56	2,571	2,571	3	7	2	9	7	8	0	8	
4.	4/2	 LOUISVILLE	W, 12-6	2 - 2	^T 10TH -1.5	N. Cameron (1-0)	C. Petty (0-1)	-	47°	12:06 PM	2:38	1,538	4,109	12	11	2	4	6	7	1	9	
5.	4/3	 LOUISVILLE	W, 5-3	3 - 2	^T 5TH -0.5	J. Fernandez (1-0)	A. Busenitz (1-1)	-	54°	6:36 PM	2:51	1,619	5,728	5	9	0	5	3	7	2	6	
6.	4/4	 LOUISVILLE	W, 8-2	4 - 2	5TH -0.5	T. Guerrero (1-1)	D. Parrish (0-1)	-	50°	6:37 PM	2:29	1,144	6,872	8	9	1	11	2	2	1	4	
7.	4/5	 LOUISVILLE	L, 4-0	4 - 3	8TH -1.5	A. Wilkerson (1-1)	C. Champlain (0-1)	-	45°	2:05 PM	2:27	1,413	8,285	0	4	0	6	4	8	0	8	
8.	4/6	 LOUISVILLE								2:05 PM CT												
9.	4/8	 @ St. Paul								6:37 PM CT												
10.	4/9	 @ St. Paul								6:37 PM CT												
11.	4/10	 @ St. Paul								6:37 PM CT												
12.	4/11	 @ St. Paul								6:37 PM CT												
13.	4/12	 @ St. Paul								2:07 PM CT												
14.	4/13	 @ St. Paul								2:07 PM CT												
15.	4/15	 NORFOLK								12:05 PM CT												
16.	4/16	 NORFOLK								11:05 AM CT												
17.	4/17	 NORFOLK								6:35 PM CT												
18.	4/18	 NORFOLK								6:35 PM CT												
19.	4/19	 NORFOLK								2:05 PM CT												
20.	4/20	 NORFOLK								2:05 PM CT												
21.	4/22	 @ Toledo								5:35 PM CT												
22.	4/23	 @ Toledo								5:35 PM CT												
23.	4/24	 @ Toledo								5:35 PM CT												
24.	4/25	 @ Toledo								6:05 PM CT												
25.	4/26	 @ Toledo								4:05 PM CT												
26.	4/27	 @ Toledo								1:05 PM CT												
27.	4/29	 INDIANAPOLIS								11:05 AM CT												
28.	4/30	 INDIANAPOLIS								6:35 PM CT												
														OMAHA			OPPONENT					
GM #	MAY	OPPONENT	SCORE	RECORD	STANDINGS, LG	WIN	LOSS	SAVE	TEMP.	1ST PITCH	TIME	ATT.	HOME ATT.	R	H	E	LO	R	H	E	LO	
29.	5/1	 INDIANAPOLIS								6:35 PM CT												
30.	5/2	 INDIANAPOLIS								6:35 PM CT												
31.	5/3	 INDIANAPOLIS								6:35 PM CT												
32.	5/4	 INDIANAPOLIS								2:05 PM CT												
33.	5/6	 @ Louisville								5:05 PM CT												
34.	5/7	 @ Louisville								10:05 AM CT												
35.	5/8	 @ Louisville								5:35 PM CT												
36.	5/9	 @ Louisville								6:15 PM CT												
37.	5/10	 @ Louisville								6:15 PM CT												
38.	5/11	 @ Louisville								12:05 PM CT												
39.	5/13	 COLUMBUS								6:35 PM CT												
40.	5/14	 COLUMBUS								6:35 PM CT												
41.	5/15	 COLUMBUS								6:35 PM CT												
42.	5/16	 COLUMBUS								7:05 PM CT												
43.	5/17	 COLUMBUS								7:05 PM CT												
44.	5/18	 COLUMBUS								2:05 PM CT												
45.	5/20	 @ Salt Lake								7:35 PM CT												
46.	5/21	 @ Salt Lake								7:35 PM CT												
47.	5/22	 @ Salt Lake								7:35 PM CT												
48.	5/23	 @ Salt Lake								7:35 PM CT												
49.	5/24	 @ Salt Lake								7:35 PM CT												
50.	5/25	 @ Salt Lake								1:05 PM CT												
51.	5/27	 ST. PAUL								6:35 PM CT												
52.	5/28	 ST. PAUL								6:35 PM CT												
53.	5/29	 ST. PAUL								6:35 PM CT												
54.	5/30	 ST. PAUL								6:35 PM CT												
55.	5/31	 ST. PAUL								6:05 PM CT												
														OMAHA			OPPONENT					
GM #	JUNE	OPPONENT	SCORE	RECORD	STANDINGS, LG	WIN	LOSS	SAVE	TEMP.	1ST PITCH	TIME	ATT.	HOME ATT.	R	H	E	LO	R	H	E	LO	
56.	6/1	 ST. PAUL								5:05 PM CT												
57.	6/3	 IOWA								7:05 PM CT												
58.	6/4	 IOWA								7:05 PM CT												
59.	6/5	 IOWA								7:05 PM CT												
60.	6/6	 IOWA								7:05 PM CT												
61.	6/7	 IOWA								6:05 PM CT												
62.	6/8	 IOWA								5:05 PM CT												
63.	6/10	 @ Toledo								6:05 PM CT												
64.	6/11	 @ Toledo								6:05 PM CT												
65.	6/12	 @ Toledo								6:05 PM CT												
66.	6/13	 @ Toledo								6:05 PM CT												

														OMAHA				OPPONENT			
GM #	JUNE	OPPONENT	SCORE	RECORD	STANDINGS, LG	WIN	LOSS	SAVE	TEMP.	1ST PITCH	TIME	ATT.	HOME ATT.	R	H	E	LO	R	H	E	LO
76.	6/24	@ Indianapolis								6:05 PM CT											
77.	6/25	@ Indianapolis								12:35 PM CT											
78.	6/26	@ Indianapolis								6:05 PM CT											
79.	6/27	@ Indianapolis								6:05 PM CT											
80.	6/28	@ Indianapolis								6:05 PM CT											
81.	6/29	@ Indianapolis								12:35 PM CT											
														OMAHA				OPPONENT			
GM #	JULY	OPPONENT	SCORE	RECORD	STANDINGS, LG	WIN	LOSS	SAVE	TEMP.	1ST PITCH	TIME	ATT.	HOME ATT.	R	H	E	LO	R	H	E	LO
82.	7/1	@ Iowa								6:38 PM CT											
83.	7/2	@ Iowa								12:08 PM CT											
84.	7/3	@ Iowa								7:08 PM CT											
85.	7/4	IOWA								7:05 PM CT											
86.	7/5	IOWA								6:05 PM CT											
87.	7/6	IOWA								5:05 PM CT											
88.	7/8	TOLEDO								12:05 PM CT											
89.	7/9	TOLEDO								7:05 PM CT											
90.	7/10	TOLEDO								7:05 PM CT											
91.	7/11	TOLEDO								7:05 PM CT											
92.	7/12	TOLEDO								6:05 PM CT											
93.	7/13	TOLEDO								2:05 PM CT											
ALL-STAR BREAK (JULY 14-17)																					
94.	7/18	@ Buffalo								5:35 PM CT											
95.	7/19	@ Buffalo								5:35 PM CT											
96.	7/20	@ Buffalo								12:05 PM CT											
97.	7/22	@ Syracuse								5:35 PM CT											
98.	7/23	@ Syracuse								5:35 PM CT											
99.	7/24	@ Syracuse								5:35 PM CT											
100.	7/25	@ Syracuse								5:35 PM CT											
101.	7/26	@ Syracuse								5:35 PM CT											
102.	7/27	@ Syracuse								12:05 PM CT											
103.	7/29	LOUISVILLE								7:05 PM CT											
104.	7/30	LOUISVILLE								12:05 PM CT											
105.	7/31	LOUISVILLE								7:05 PM CT											
														OMAHA				OPPONENT			
GM #	AUG.	OPPONENT	SCORE	RECORD	STANDINGS, LG	WIN	LOSS	SAVE	TEMP.	1ST PITCH	TIME	ATT.	HOME ATT.	R	H	E	LO	R	H	E	LO
106.	8/1	LOUISVILLE								7:05 PM CT											
107.	8/2	LOUISVILLE								6:05 PM CT											
108.	8/3	LOUISVILLE								5:05 PM CT											
109.	8/5	@ Indianapolis								5:35 PM CT											
110.	8/6	@ Indianapolis								12:35 PM CT											
111.	8/7	@ Indianapolis								5:35 PM CT											
112.	8/8	@ Indianapolis								6:05 PM CT											
113.	8/9	@ Indianapolis								5:35 PM CT											
114.	8/10	@ Indianapolis								12:35 PM CT											
115.	8/12	ST. PAUL								6:35 PM CT											
116.	8/13	ST. PAUL								6:35 PM CT											
117.	8/14	ST. PAUL								6:35 PM CT											
118.	8/15	ST. PAUL								6:35 PM CT											
119.	8/16	ST. PAUL								6:05 PM CT											
120.	8/17	ST. PAUL								5:05 PM CT											
121.	8/19	@ Columbus								5:15 PM CT											
122.	8/20	@ Columbus								5:15 PM CT											
123.	8/21	@ Columbus								11:05 AM CT											
124.	8/22	@ Columbus								6:05 PM CT											
125.	8/23	@ Columbus								4:05 PM CT											
126.	8/24	@ Columbus								12:05 PM CT											
127.	8/26	LEHIGH VALLEY								6:35 PM CT											
128.	8/27	LEHIGH VALLEY								6:35 PM CT											
129.	8/28	LEHIGH VALLEY								6:35 PM CT											
130.	8/29	LEHIGH VALLEY								6:35 PM CT											
131.	8/30	LEHIGH VALLEY								6:05 PM CT											
132.	8/31	LEHIGH VALLEY								5:05 PM CT											
														OMAHA				OPPONENT			
GM #	SEPT.	OPPONENT	SCORE	RECORD	STANDINGS, LG	WIN	LOSS	SAVE	TEMP.	1ST PITCH	TIME	ATT.	HOME ATT.	R	H	E	LO	R	H	E	LO
133.	9/2	@ Iowa								6:38 PM CT											
134.	9/3	@ Iowa								12:08 PM CT											
135.	9/4	@ Iowa								12:08 PM CT											
136.	9/5	@ Iowa								7:08 PM CT											
137.	9/6	@ Iowa								6:08 PM CT											
138.	9/7	@ Iowa								1:08 PM CT											
139.	9/9	CHARLOTTE								12:05 PM CT											
140.	9/10	CHARLOTTE								6:35 PM CT											
141.	9/11	CHARLOTTE								6:35 PM CT											
142.	9/12	CHARLOTTE								6:35 PM CT											
143.	9/13	CHARLOTTE								6:05 PM CT											
144.	9/14	CHARLOTTE								2:05 PM CT											
145.	9/16	@ Columbus								5:15 PM CT											
146.	9/17	@ Columbus								5:15 PM CT											
147.	9/18	@ Columbus								5:15 PM CT											
148.	9/19	@ Columbus								6:05 PM CT											
149.	9/20	@ Columbus								4:05 PM CT											
150.	9/21	@ Columbus								12:05 PM CT											

HITTING

SERIES	OPPONENT	DATES	AVG	G	AB	R	H	TB	2B	3B	HR	RBI	BB	IBB	SO	SB	CS	OBP	SLG	OPS	PA	SAC	SF	HBP	GIDP
SERIES 1	 @ Iowa	3/28 - 3/30	.258	2	66	15	17	27	4	0	2	14	14	0	25	9	0	.390	.409	.799	84	2	1	1	0
SERIES 2	 LOUISVILLE	4/1 - 4/6																							
SERIES 3	 @ St. Paul	4/8 - 4/13																							
SERIES 4	 NORFOLK	4/15 - 4/20																							
SERIES 5	 @ Toledo	4/22 - 4/27																							
SERIES 6	 INDIANAPOLIS	4/29 - 5/4																							
SERIES 7	 @ Louisville	5/6 - 5/11																							
SERIES 8	 COLUMBUS	5/13 - 5/18																							
SERIES 9	 @ Salt Lake	5/20 - 5/25																							
SERIES 10	 ST. PAUL	5/27 - 6/1																							
SERIES 11	 IOWA	6/3 - 6/8																							
SERIES 12	 @ Toledo	6/10 - 6/15																							
SERIES 13	 DURHAM	6/17 - 6/22																							
SERIES 14	 @ Indianapolis	6/24 - 6/29																							
SERIES 15	 @ Iowa	7/1 - 7/3																							
SERIES 16	 IOWA	7/4 - 7/6																							
SERIES 17	 TOLEDO	7/8 - 7/13																							
SERIES 18	 @ Buffalo	7/18 - 7/20																							
SERIES 19	 @ Syracuse	7/22 - 7/27																							
SERIES 20	 LOUISVILLE	7/29 - 8/3																							
SERIES 21	 @ Indianapolis	8/5 - 8/10																							
SERIES 22	 ST. PAUL	8/12 - 8/17																							
SERIES 23	 @ Columbus	8/19 - 8/24																							
SERIES 24	LEHIGH VALLEY	8/26 - 8/31																							
SERIES 25	@ Iowa	9/2 - 9/7																							
SERIES 26	CHARLOTTE	9/9 - 9/14																							
SERIES 27	@ Columbus	9/16 - 9/21																							

PITCHING

SERIES	OPPONENT	DATES	W	L	ERA	G	GS	CG	SHO	GF	HLD	SV	SVO	IP	H	R	ER	HR	HB	BB	IBB	SO	AVG	WP	BK	GIDP
SERIES 1	 @ Iowa	3/28 - 3/30	1	1	6.88	2	2	0	0	2	0	0	0	17.0	20	13	13	3	1	7	0	18	.294	1	0	2
SERIES 2	 LOUISVILLE	4/1 - 4/6																								
SERIES 3	 @ St. Paul	4/8 - 4/13																								
SERIES 4	 NORFOLK	4/15 - 4/20																								
SERIES 5	 @ Toledo	4/22 - 4/27																								
SERIES 6	 INDIANAPOLIS	4/29 - 5/4																								
SERIES 7	 @ Louisville	5/6 - 5/11																								
SERIES 8	 COLUMBUS	5/13 - 5/18																								
SERIES 9	 @ Salt Lake	5/20 - 5/25																								
SERIES 10	 ST. PAUL	5/27 - 6/1																								
SERIES 11	 IOWA	6/3 - 6/8																								
SERIES 12	 @ Toledo	6/10 - 6/15																								
SERIES 13	 DURHAM	6/17 - 6/22																								
SERIES 14	 @ Indianapolis	6/24 - 6/29																								
SERIES 15	 @ Iowa	7/1 - 7/3																								
SERIES 16	 IOWA	7/4 - 7/6																								
SERIES 17	 TOLEDO	7/8 - 7/13																								
SERIES 18	 @ Buffalo	7/18 - 7/20																								
SERIES 19	 @ Syracuse	7/22 - 7/27																								
SERIES 20	 LOUISVILLE	7/29 - 8/3																								
SERIES 21	 @ Indianapolis	8/5 - 8/10																								
SERIES 22	 ST. PAUL	8/12 - 8/17																								
SERIES 23	 @ Columbus	8/19 - 8/24																								
SERIES 24	LEHIGH VALLEY	8/26 - 8/31																								
SERIES 25	@ Iowa	9/2 - 9/7																								
SERIES 26	CHARLOTTE	9/9 - 9/14																								
SERIES 27	@ Columbus	9/16 - 9/21																								

SERIES WINS: 0 (0 at Home, 0 on Road)




























SERIES LOSSES: 0 (0 at Home, 0 on Road)

SERIES SPLITS: 1 (0 at Home, 1 on Road)

STARTING PITCHERS

[illegible]

RELIEVERS

SERIES	OPPONENT	DATES	W	L	ERA	G	HLD	SV	SVO	IP	H	R	ER	2B	3B	HR	TB	BB	IBB	SO	WHIP	AVG	HBP	WP	BK	GDP	K/BB	NP	NS	TBF	IR	IRS
SERIES 1	 @ Iowa	3/28 - 3/30	1	0	1.80	2	0	0	0	10.0	6	2	2	2	0	1	11	2	0	8	0.80	.171	0	0	0	2	4.00	125	87	37	4	0
SERIES 2	 LOUISVILLE	4/1 - 4/6																														
SERIES 3	 @ St. Paul	4/8 - 4/13																														
SERIES 4	 NORFOLK	4/15 - 4/20																														
SERIES 5	 @ Toledo	4/22 - 4/27																														
SERIES 6	 INDIANAPOLIS	4/29 - 5/4																														
SERIES 7	 @ Louisville	5/6 - 5/11																														
SERIES 8	 COLUMBUS	5/13 - 5/18																														
SERIES 9	 @ Salt Lake	5/20 - 5/25																														
SERIES 10	 ST. PAUL	5/27 - 6/1																														
SERIES 11	 IOWA	6/3 - 6/8																														
SERIES 12	 @ Toledo	6/10 - 6/15																														
SERIES 13	 DURHAM	6/17 - 6/22																														
SERIES 14	 @ Indianapolis	6/24 - 6/29																														
SERIES 15	 @ Iowa	7/1 - 7/3																														
SERIES 16	 IOWA	7/4 - 7/6																														
SERIES 17	 TOLEDO	7/8 - 7/13																														
SERIES 18	 @ Buffalo	7/18 - 7/20																														
SERIES 19	 @ Syracuse	7/22 - 7/27																														
SERIES 20	 LOUISVILLE	7/29 - 8/3																														
SERIES 21	 @ Indianapolis	8/5 - 8/10																														
SERIES 22	 ST. PAUL	8/12 - 8/17																														
SERIES 23	 @ Columbus	8/19 - 8/24																														
SERIES 24	 LEHIGH VALLEY	8/26 - 8/31																														
SERIES 25	 @ Iowa	9/2 - 9/7																														
SERIES 26	 CHARLOTTE	9/9 - 9/14																														
SERIES 27	 @ Columbus	9/16 - 9/21																														

2025 STORM CHASERS BY MONTH

HITTING

MONTH	AVG	G	AB	R	H	TB	2B	3B	HR	RBI	BB	IBB	SO	SB	CS	OBP	SLG	OPS	SAC	SF	HBP	GIDP	LOB
MARCH	.258	2	66	15	17	27	4	0	2	14	14	0	25	9	0	.390	.409	.799	2	1	1	0	15
APRIL	.253	5	158	28	40	77	6	2	9	22	26	0	43	3	1	.365	.487	.852	2	2	3	6	35
MAY																							
JUNE																							
JULY																							
AUGUST																							
SEPTEMBER																							
TOTAL	.254	7	224	43	57	104	10	2	11	36	40	0	68	12	1	.373	.464	.837	4	3	4	6	50

PITCHING

MONTH	W	L	ERA	G	GS	CG	SHO	GF	HLD	SV	SVO	IP	H	R	ER	HR	HB	BB	SO	WP	BK	WHIP	AVG
MARCH	1	1	6.88	2	2	0	0	2	0	0	0	17.0	20	13	13	3	1	7	18	1	0	1.59	.294
APRIL	3	2	3.80	5	5	0	0	5	2	0	2	45.0	32	22	19	2	4	22	54	6	0	1.20	.195
MAY																							
JUNE																							
JULY																							
AUGUST																							
SEPTEMBER																							
TOTAL	4	3	4.65	7	7	0	0	7	2	0	2	62.0	52	35	32	5	5	29	72	7	0	1.31	.224

STARTING PITCHERS

MONTH	W	L	ERA	G	GS	CG	SHO	QS	IP	H	R	ER	HR	HBP	BB	SO	WP	BK	WHIP	AVG	TBF	BR	BRS
MARCH	0	1	14.14	2	2	0	0	0	7.0	14	11	11	2	1	5	10	1	0	2.71	.424	39	3	0
APRIL	2	1	2.36	5	5	0	0	0	26.2	12	8	7	2	1	7	34	0	0	0.71	.135	98	1	1
MAY																							
JUNE																							
JULY																							
AUGUST																							
SEPTEMBER																							
TOTAL	2	2	4.81	7	7	0	0	0	33.2	26	19	18	4	2	12	44	1	0	1.13	.213	137	4	1

RELIEF PITCHERS

MONTH	W	L	ERA	G	GF	HLD	SV	SVO	IP	H	R	ER	HR	HBP	BB	SO	WP	BK	WHIP	AVG	TBF	IR	IRS
MARCH	1	0	1.80	2	2	0	0	0	10.0	6	2	2	1	0	2	8	0	0	0.8	.171	37	4	0
APRIL	1	1	5.89	5	5	2	0	2	18.1	20	14	12	0	3	15	20	6	0	1.91	.267	94	9	4
MAY																							
JUNE																							
JULY																							
AUGUST																							
SEPTEMBER																							
TOTAL	2	1	4.45	7	7	2	0	2	28.1	26	16	14	1	3	17	28	6	0	1.52	.236	131	13	4

2025 STORM CHASERS BY HALF

HITTING

[illegible]

PITCHING

[illegible]

STARTING PITCHERS

[illegible]

RELIEF PITCHERS

[illegible]

#	PITCHERS	ACTIVE DATES	CURRENT TEAM (IF NOT OMAHA)
25	Luinder Avila	3/28-	
62	Jonathan Bowlan	3/28-	
52	Noah Cameron	3/28-	
56	Chandler Champlain	3/28-	
45	Taylor Clarke	3/28-	
54	Austin Cox	3/28-	
46	Steven Cruz	3/28-	
40	Junior Fernandez	3/28-	
16	Tyson Guerrero	3/28-	
37	Thomas Hatch	3/28-	
57	Andrew Hoffmann	3/28-	
47	Cruz Noriega	3/28-	
43	Anthony Simonelli	3/28-	
22	Evan Sisk	3/28-	
58	Jacob Wallace	3/28-	
#	CATCHERS	ACTIVE DATES	CURRENT TEAM (IF NOT OMAHA)
60	Luke Maile	3/28-	
33	Brian O'Keefe	3/28-	
11	Luca Tresh	3/28-	
#	INFIELDERS	ACTIVE DATES	CURRENT TEAM (IF NOT OMAHA)
1	Harold Castro	3/28-	
24	Cam Devanney	3/28-	
14	Jordan Groshans	3/31-	
12	Nick Loftin	3/28-	
32	Nick Pratto	3/28-	
3	Tyler Tolbert	3/28-3/30	KANSAS CITY
#	OUTFIELDERS	ACTIVE DATES	CURRENT TEAM (IF NOT OMAHA)
28	Tyler Gentry	3/28-	
2	John Rave	3/28-	
17	Nelson Velázquez	3/28-	
8	Drew Waters	3/28-	
19	Joey Wiemer	3/28-	

Active Players in Bold

Rehab Appearances in Red

OMAHA FRANCHISE RETIRED NUMBERS

5	GEORGE BRETT – Omaha Royals Infielder (1973-1974)	Number Retired Across Royals Organization
10	DICK HOWSER – Kansas City Royals Manager (1981-1987)	Number Retired Across Royals Organization
20	FRANK WHITE – Omaha Royals Infielder (1973)	Number Retired Across Royals Organization
23	MIKE JIRSCHLE – Omaha Manager (1995-1997, 2003-2013, 2023-Present)	
27	BRIAN POLDBERG – Omaha Manager (2014-2021)	
31	JACK MCKEON – Inaugural Omaha Manager (1969-1973)	
42	JACKIE ROBINSON – First Black player in MLB history	Number Retired Across Baseball

QUICK FACTS

GENERAL INFORMATION

Location.....Papillion, Nebraska
Founded.....2011 (1969-2010: Omaha Royals/Golden Spikes)
Colors.....Royal Blue (PMS 288), Gold (PMS 872), Light Blue (PMS 292)
League.....International League (Since 2021)
Ownership.....Diamond Baseball Holdings (Since 2024)
President.....Martie Cordaro

TEAM INFORMATION

2024 Overall Record.....89-59 (.601 / 1st in IL)
2024 1st Half Record.....49-24 (.671 / 1st in IL)
2024 2nd Half Record.....40-35 (.533 / 6th in IL)
Overall Franchise Record.....3,916-3,887 (.502)
Storm Chasers Record (2011-Pres.).....941-907 (.509)
Home Record (Werner Park).....493-431 (.534)
International League Record (2021-Pres.).....301-270 (.527)
Franchise Playoff Record.....57-56 (.504)

STADIUM INFORMATION

Facility.....Werner Park (Since November 11, 2010)
Year Opened.....2011
First Storm Chasers Game.....April 16, 2011 vs. Nashville Sounds
Capacity.....9,023 (6,254 Fixed Seats)
Dimensions.....LF 310, CF 402, RF 315

FIELD AND SUPPORT STAFF

Manager.....#23 Mike Jirschele (17th Year in Omaha, 34th with KC)
All Time Managerial Record.....1,374-1,272 (.519)
Managerial Record with Omaha.....1,156-1,157 (.499)
Pitching Coach.....Dane Johnson (6th Year in Omaha, 6th with KC)
Asst. Pitching Coach.....Dave Lundquist (2nd Year in Omaha, 2nd with KC)
Hitting Coach.....Bijan Rademacher (3rd Year in Omaha, 3rd with KC)
Bench/Asst. Hitting Coach...#51 Darin Everson (1st Year in Omaha, 1st with KC)
Bench/1st Base Coach.....#13 Pat Osborn (1st Year in Omaha, 1st with KC)
Athletic Trainer.....James Stone (7th Year in Omaha, 16th with KC)
Strength & Conditioning...CJ Mikkelsen (2nd Year in Omaha, 6th with KC)
Clubhouse Coordinator...Mike Brown (17th Year in Omaha, 17th with KC)

ROSTER BREAKDOWN

Age 23.....	1
Age 24.....	0
Age 25.....	6
Age 26.....	9
Age 27.....	4
Age 28.....	3
Age 29.....	0
Age 30.....	1
Age 31.....	3
Age 32.....	0
Age 33.....	0
Age 34.....	1
Average Age.....	27 Years 00 Days
Median Age.....	26
Native of Canada.....	0
Native of Dominican Republic.....	2
Native of Puerto Rico.....	1
Native of United States.....	22
Native of Venezuela.....	3
Acquired by Royals via Free Agency.....	10
(Major League).....	0 (Undrafted).....0
(Minor League).....	8 (International).....2
Acquired by Royals via Trade.....	9
Acquired by Royals via First Year Player Draft.....	9
(High School).....	1 (Rounds 1-5).....5 (2017-18 Drafts).....2
(2nd Year/College).....	0 (Rounds 6-10).....1 (2019 Draft).....1
(3rd Year/College).....	8 (Rounds 11-20).....3 (2020 Draft).....2
(4th+ Year/College).....	0 (Rounds 21-40).....0 (2021 Draft).....4

PRO-NUN-SEE-AY-SHUNS

PLAYERS













14 JORDAN GROSHANS.....	GROW-shens
17 NELSON VELÁZQUEZ.....	veh-LAZZ-kezz
19 JOEY WIEMER.....	WEE-mer
24 CAM DEVANNEY.....	duh-VAY-nee
25 LUINDER AVILA.....	loo-IN-durr AH-vee-lah
32 NICK PRATTO.....	praw-toh
43 ANTHONY SIMONELLI.....	SY-MON-ell-ee
47 CRUZ NORIEGA.....	nor-ee-AY-ga
56 CHANDLER CHAMPLAIN.....	sham-plain
60 LUKE MAILE.....	MAY-lee
62 JONATHAN BOWLAN.....	boh-lin

COACHES






23 MIKE JIRSCHLE.....	jursh-LEE
51 DARIN EVERSON.....	EE-ver-son
DAVID LUNDQUIST.....	LUND-kwist
BIJAN RADEMACHER.....	bee-ZHON RAH-de-moch-err

2025 UNIFORM RECORDS

STANDARD UNIFORMS (AUTHENTIC COLLECTION)

 Blue Vortex (1-2) Home: 1-2 Road: 0-0	 Blue O-Bolt (2-1) Home: 2-0 Road: 1-1	 Powder SC (1-0) Home: 1-0 Road: 0-0	 Powder O (0-0) Home: 0-0 Road: 0-0
 Home White (1-2) Home: 1-2 Road: 0-0	 Road Grey (1-1) Home: 0-0 Road: 1-1	 Blue O-Bolt (1-0) Home: 1-0 Road: 0-0	 Powder Blue (1-0) Home: 1-0 Road: 0-0
 Black O-Bolt (0-0) Home: 0-0 Road: 0-0	 Community Home: 0-0 Road: 0-0	 Throwback Home: 0-0 Road: 0-0	 Patriotic Home: 0-0 Road: 0-0

SPECIALTY/THEME UNIFORMS

 Runza Home: 0-0 Road: 0-0	 Oat Milkercap Home: 0-0 Road: 0-0	 Star Wars Home: 0-0 Road: 0-0	 Salute to Corn Home: 0-0 Road: 0-0	 Harry Potter Home: 0-0 Road: 0-0
---	---	---	--	--

RECENT TRANSACTIONS

- 3/27 Kansas City Royals announce 2025 Breaking Roster
1. 3/31 - INF Tyler Tolbert selected by KANSAS CITY
2. 4/1 + INF Jordan Groshans transferred from NW Arkansas (AA)

29 DIFFERENT PLAYERS HAVE APPEARED IN A GAME FOR OMAHA IN 2025: 15 HITTERS, 14 PITCHERS

2025 BREAKING ROSTER

Pitchers (15): RHP Luinder Avila, RHP Jonathan Bowlan, LHP Noah Cameron, RHP Chandler Champlain, RHP Taylor Clarke, LHP Austin Cox, RHP Steven Cruz, RHP Junior Fernandez, LHP Tyson Guerrero, RHP Thomas Hatch, RHP Andrew Hoffmann, RHP Cruz Noriega, RHP Anthony Simonelli, LHP Evan Sisk, RHP Jacob Wallace

Catchers (3): Luke Maile, Brian O'Keefe, Luca Tresh

Infielders (5): Harold Castro, Cam Devanney, Nick Loftin, Nick Pratto, Tyler Tolbert

Outfielders (5): Tyler Gentry, John Rave, Nelson Velázquez, Drew Waters, Joey Wiemer

		RUNS SCORED																											
		0	1	2	3	4	5	6	7	8	9	10	11	12	13	14	15	16	17	18	19	20	21	22	23	24	25		
RUNS ALLOWED	0		24	26	26	20	22	10	11	7	9	5	1		1		1				1								
	1	14		60	42	42	38	33	31	12	13	7	9	1	3	4	2	1			1								
	2	22	48		82	65	44	39	26	20	14	7	8	2	4	2	1												
	3	27	49	95		75	55	38	35	35	17	8	7	5	4	4	1	1		1		2							
	4	20	48	77	85		67	45	27	17	14	18	5	6	2	4	2			1				1					
	5	25	36	48	55	88		63	30	21	16	8	13	8			3	1	2							1			
	6	14	22	34	45	48	57		37	21	17	18	2	3	5	4	1	2	1			1							
	7	11	22	22	24	25	37	33		21	9	13	6	3	6	1	1		1										
	8	11	16	19	26	21	29	22	29		9	7	8	1	6			2	1										
	9	5	11	23	22	27	17	9	10	15		11	5	4	2		2	2	1	1									
	10	5	4	7	16	15	16	9	6	5	5		8	2	2	2	1												
	11	2	5	4	10	8	9	9	4	3	1	3		3		1	2	1	1										
	12	3	2	3	9	6	4	6	4	2	3	3	7			1	1												
	13	1	2	4	2	6	2	3	5	1	3		2	3						1									
	14	3	2	2	5	3	2	3	2	2	2		2	1					1										
	15			1	1	2	2	3	1		1																		
	16	1	1	1	2	1		1																					
	17				1		1							1															
	18						1																						
	19							1				1																	
	20		1			1				1																			
	21				1																								
	22						1					1																	
	23									1																			
	24																												
	25																												

Scorigami: A portmanteau of score and origami, a scorigami is a scoring combination that has never happened before in a team, sport or league's history. The term was originated by SB Nation writer Jon Bois for NFL scores.

Above is a matrix of every final score that has happened in a Triple-A Omaha game since 2000. Green squares represent Omaha wins, while red squares represent Omaha losses. The number inside the square refers to the number of times that result has occurred. Empty squares represent a scoring combination or result that has not happened.

Since 2000, there are **58** results in Triple-A Omaha games that have only happened once. **34** of those results (wins or losses) are a true scorigami, a scoring combination that has only happened once. Recent scorigami occurrences are listed to the right, with true scorigamis in bold.

RECENT SCORIGAMI OCCURRENCES

SCORE	GAME
W, 16-3	August 10, 2024 vs. Iowa Cubs
W, 18-4	July 13, 2024 vs. Toledo Mud Hens
W, 18-9	April 11, 2024 vs. Gwinnett Stripers
L, 20-1	August 9, 2023 vs. Iowa Cubs
W, 15-7	June 8, 2023 @ Indianapolis Indians
W, 12-1	April 1, 2023 @ Indianapolis Indians
L, 19-9	September 11, 2022 vs. Indianapolis
L, 18-6	September 1, 2022 @ St. Paul Saints