

# 2026 WIND SURGE MEDIA GUIDE





# TABLE OF CONTENTS

## GENERAL INFORMATION

Wind Surge Leadership.....	2
Wind Surge Front Office.....	3
Equity Bank Park.....	4-6
Wind Surge Alternate Identities.....	7-9
2025 Coaching Staff.....	10

## TEAM HISTORY AND RECORDS

Franchise Historical Timeline.....	11-15
Wind Surge Through The Years.....	16
Franchise Firsts.....	17
Team Single Season Records.....	18-19
Team Single Game Records.....	20
Individual Single Game Records.....	21
Individual Season Season Records.....	22
Individual Career Records.....	23
Single Season Top-5s.....	24
Career Top-5s.....	25
Notable Performances.....	26-28
Wind Surge Walk-Off Wins.....	29
Wind Surge Honors.....	30-32
Alumni in the Major Leagues.....	33

## PLAYER HISTORY

All-Time Alphabetical Roster.....	34-36
All-Time Numerical Roster.....	37-40

## SEASON HISTORY

2021 Wind Surge.....	41-43
2022 Wind Surge.....	44-46
2023 Wind Surge.....	47-49
2024 Wind Surge.....	50-52
2025 Wind Surge.....	53-55

## TEXAS LEAGUE

2025 Texas League Recap.....	56
Texas League Opponents.....	57-61

## TWINS ORGANIZATION

Affiliate Information.....	62
Twins Top 30 Prospects.....	63

## TEAM SCHEDULE

2025 Wind Surge Schedule.....	64
-------------------------------	----

## MISCELLANEOUS INFO BOXES

Wind Surge Leadoff Home Runs.....	22
Twins AA Affiliate History.....	64



This guide was designed, written, and edited by Andrew Neville. Research was provided by Tim Grubbs. All data is current as of April 2nd, 2026



# WIND SURGE LEADERSHIP

## OWNERSHIP: DIAMOND BASEBALL HOLDINGS

Diamond Baseball Holdings (DBH) was established in 2021 by Pat Battle and Peter Freund to support, promote, and enhance Minor League Baseball Clubs affiliated with Major League Baseball through professional management, best practices, innovation, and investment. The Surge joined the DBH family in December of 2022. Entering the 2026 season, the DBH portfolio has expanded to include 48 teams across four levels of Minor League Baseball.



# DIAMOND

BASEBALL HOLDINGS™

### DBH PORTFOLIO

Albuquerque Isotopes.....	Triple-A, COL	Midland RockHounds.....	Double-A, ATH
Altoona Curve.....	Double-A, PIT	New Hampshire Fisher Cats.....	Double-A, TOR
Arkansas Travelers.....	Double-A, SEA	Norfolk Tides.....	Triple-A, BAL
Augusta Greenjackets.....	Single-A, ATL	Oklahoma City Comets.....	Triple-A, LAD
Binghampton Rumble Ponies.....	Double-A, NYM	Omaha Storm Chasers.....	Triple-A, KC
Birmingham Barons.....	Double-A, CWS	Ontario Tower Buzzers.....	Single-A, LAD
Brooklyn Cyclones.....	High-A, NYM	Portland Sea Dogs.....	Double-A, BOS
Charlotte Knights.....	Triple-A, CWS	Rancho Cucamonga Quakes.....	Single-A, LAA
Columbus Clingstones.....	Double-A, ATL	Reading Fightin Phils.....	Double-A, PHI
Corpus Christi Hooks.....	Double-A, HOU	Rome Emperors.....	High-A, ATL
Dayton Dragons.....	High-A, CIN	Salem Ridge Yaks.....	Single-A, BOS
Fayetteville Woodpeckers.....	High-A, HOU	San Jose Giants.....	Single-A, SFG
Fredericksburg Nationals.....	Single-A, WSH	Scranton/Wilkes-Barre RailRiders.....	Triple-A, NYY
Fresno Grizzlies.....	Single-A, COL	Springfield Cardinals.....	Double-A, STL
Gwinnett Stripers.....	Triple-A, ATL	St. Paul Saints.....	Triple-A, MIN
Harrisburg Senators.....	Double-A, WAS	Sugar Land Space Cowboys.....	Triple-A, HOU
Hickory Crawdads.....	Single-A, TEX	Syracuse Mets.....	Triple-A, NYM
Hub City Spartanburgers.....	High-A, TEX	Tri-City Dust Devils.....	High-A, LAA
Hudson Valley Renegades.....	High-A, NYY	Tulsa Drillers.....	Double-A, LAD
Inland Empire 66ers.....	Single-A, SEA	Vancouver Canadians.....	High-A, TOR
Iowa Cubs.....	Triple-A, CHC	<b>Wichita Wind Surge.....</b>	<b>Double-A, MIN</b>
Lansing Lugnuts.....	High-A, ATH	Winston-Salem Dash.....	High-A, CWS
Louisville Bats.....	Triple-A, CIN	Wisconsin Timber-Rattlers.....	High-A, MIL
Memphis Redbirds.....	Triple-A, STL	Worcester Red Sox.....	Triple-A, BOS

## GENERAL MANAGER: MATT HAMILTON

A native of McKinney, Texas, Matt is a veteran in Minor League Baseball. With previous stops with the Amarillo Sod Poodles (AA - Arizona Diamondbacks) and the Scranton/Wilkes-Barre RailRiders (AAA - New York Yankees), Matt brings several accomplishments to the Wichita Wind Surge, including record business growth for the RailRiders in his two seasons with the club.

Before his life in Minor League Baseball, Matt worked in the broadcast television business for seven years where he served in many capacities, but mainly as a sports anchor and morning show news anchor. He attended West Texas A&M University where he was a member of the Buffaloes baseball team and majored in Sports Broadcasting.



When Matt is not at the stadium, he is spending time with his wife Cassie, and their three children. The Hamilton's have two mini-Aussies, Pearl and Bonnie, and you can usually find them at a local park, or out together enjoying one of the many fine dining establishments that Wichita has to offer.



# WIND SURGE FRONT OFFICE

## WICHITA WIND SURGE

Equity Bank Park  
 275 S McLean Boulevard, Wichita, KS 67213  
 Phone: 316-221-8000  
 email: [info@windsurge.com](mailto:info@windsurge.com)  
 Front Office Hours: Monday-Friday, 9 A.M. - 5 P.M.  
[www.windsurge.com](http://www.windsurge.com)  
[facebook.com/@WindSurgeICT](https://www.facebook.com/@WindSurgeICT)  
 X: @WindSurgeICT | Instagram: @windsurgeict

## FRONT OFFICE STAFF

Adam Mettler.....	Director, Ticket Sales
Alissa Basabe.....	Sales Account Executive
Andrew Neville.....	Coordinator, Marketing
Angie Smith.....	Manager, Promotions
April Houle.....	Director, Business Operations
Ben Hartman.....	Director, Field Operations
Billy Houle.....	Director, Sales
Colin Parks.....	Sales Account Executive, Corporate
Hannah Jasinski.....	Manager, Community Relations
Jake Cooley.....	Field Operations Assistant
JT Barnes.....	Sales Account Executive
Juleah Scarlett.....	Manager, Digital Marketing
Kayla Rocha.....	Sales Account Executive
Lauryn Gordon.....	Merchandise Assistant
Lucas Rospond.....	Sales Account Executive
Madison Canez.....	Manager, Ticket Operations
Madison Johnson.....	Director, Marketing
Matt Hamilton.....	General Manager
Neleigh Higgins.....	Director, Museum Operations
Ryne Davis.....	Stadium Operations Coordinator
Tim Grubbs.....	Director, Corporate Sponsorships and Public Relations
Trevor Huddleston.....	Sales Account Executive
Wayne Loeblein.....	Director of Stadium Operations

## FOOD AND BEVERAGE DEPARTMENT STAFF

Anthony Martinez.....	Hospitality Supervisor
Christy Anderson.....	Business Manager
Madison White.....	Assistant General Manager, Food and Beverage
Megan Gross.....	Premium Manager
Paul Valenzuela.....	Executive Chef

## TEAM INFORMATION

Year Established.....	2020
MLB Affiliation.....	Minnesota Twins (2021)
Ballpark.....	Equity Bank Park (10,000)
Team Colors.....	Wichita Navy Blue, Wichita Red, Wichita Light Blue, Wichita Gold



# EQUITY BANK PARK



## ABOUT THE BALLPARK

Equity Bank Park is a new state-of-the-art venue along the banks of the Arkansas River in historic Delano neighborhood just south of downtown Wichita. The \$75 million stadium was built on the site where Lawrence-Dumont Stadium stood from 1934 to 2018. Construction was completed in 2020.

The design-build team for the project included a mix of national and local experts. DLR Group served as designer and baseball specialist; JE Dunn as lead design-builder along with local contractor Eby Construction; local firm PEC provided engineering services; and Wichita-based firm SCJF served as Architect of Record.

The stadium sits on 22 acres and accommodates more than 10,000 fans. Seating includes almost 6,000 fixed seats and additional seating for up to 4,000 spectators on an outfield berm, in group party decks, and specialty areas. Family-friendly amenities include picnic areas, berm seating, a variety of terraced viewing spaces, and a kids zone behind center field. Scattered throughout the park are casual gathering spaces that allow friends to gather and socialize while enjoying the game.

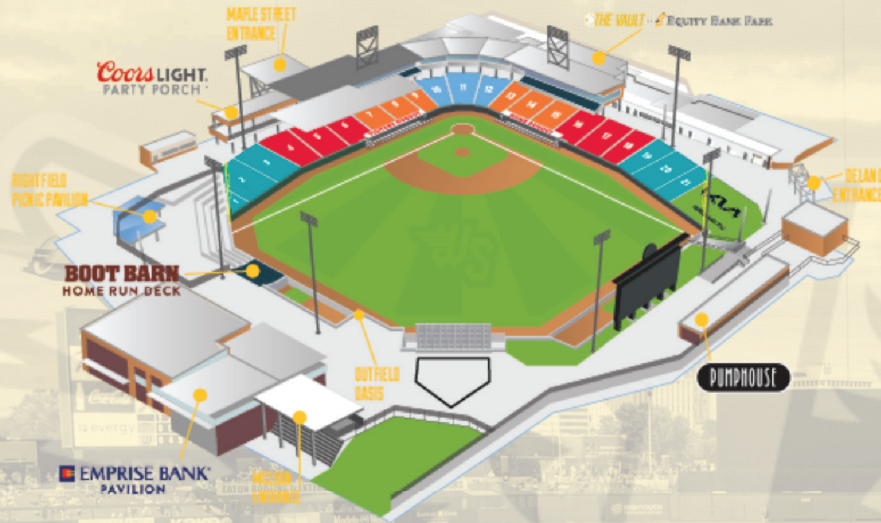
In addition to Wind Surge home games, Equity Bank Park is a year-round facility designed to accommodate concerts, football, and soccer on the field along with weddings, receptions, corporate trade shows, graduations, and many other events within the facility.

Adjacent to the ballpark is the Wichita Hall of Fame Museum that highlights the National Baseball Congress' history in Wichita and the professional baseball in the city.



# EQUITY BANK PARK

## EQUITY BANK PARK SEATING MAP



- ZONE A: SECTIONS 10-12**
- ZONE B: SECTIONS 7-9 & 13-15**
- ZONE C: SECTIONS 4-6 & 16-18**
- ZONE D: SECTIONS 1-3 & 19-21**
- OUTFIELD BERM**

## FAST FACTS

Location.....275 S. McLean Blvd, Wichita Kansas.  
 Capacity.....10,000 (Seating: 5,935)  
 Ground Breaking..... 2/3/2019  
 First Event.....Wichita State vs Houston, 4/10/2021  
 First Wind Surge Game.....5/11/2021 vs Amarillo  
 Surface.....Natural Grass - Latitude 36 Bermuda Grass  
 Dimensions.....Left Field: 340, Left Center: 369, Center: 400, Right Center: 366, Right Field: 325  
 Wall Height.....8 feet and 16 feet  
 Retired Numbers (Twins Retirees Honored by Wichita): #3 (Harmon Killibrew), #6 (Tony Oliva), #7 (Joe Mauer), #10 (Tom Kelly), #14 (Kent Hrbeck), #28 Bert Blyleven, #29 (Rod Carew), #34 (Kirby Puckett),

## BATTING PRACTICE TIMES

### TIME OF GAME

7:05 PM  
 6:05 PM  
 6:35 PM  
 4:05 PM  
 1:05 PM

### HOME BP

4:00 PM --5:00 PM  
 3:00 PM--4:00 PM  
 3:30 PM--4:30 PM  
 1:00 PM--2:00 PM  
 10:00 AM--11:00 AM

### VISITOR BP

5:10 PM--6:10 PM  
 4:10 PM--5:10 PM  
 4:40 PM--5:40 PM  
 2:10 PM--3:10 PM  
 11:10 AM--12:10 PM



# EQUITY BANK PARK

## HIGHEST ATTENDED EVENTS IN PARK HISTORY

1. 9/16/23 Wind Surge vs Midland (Road to 10K Night + Fireworks).....	10,442
2. 9/6/25 Wind Surge vs Tulsa (Harry Potter Night + Fan Appreciation + Fireworks).....	10,253
3. 9/14/24 Wind Surge vs Tulsa (Fan Appreciation Weekend).....	9,264
4. 4/6/24 Wind Surge vs Frisco (Opening Night 2024).....	8,834
5. 8/8/25 Wind Surge vs NW Arkansas (90s Night + Faith and Family Night + Fireworks).....	8,695
6. 7/4/25 Wind Surge vs Tulsa (4th of July Fireworks).....	8,626
7. 4/11/23 Wind Surge vs NW Arkansas (Opening Night 2023).....	8,506
8. 10/6/23 Bishop Carroll vs Kapun Mt Carmel Football (Holy War Game).....	8,212
9. 10/7/22 Bishop Carroll vs Kapun Mt Carmel Football (First HS Football Game in Park History).....	8,066
10. 6/24/23 Wind Surge vs Arkansas (Military Appreciation Night + Postgame Concert).....	7,962
11. 5/11/24 Wind Surge vs Arkansas (Margaritaville Night).....	7,947
12. 5/11/21 Wind Surge vs Amarillo (First Wind Surge Game at Equity Bank Park).....	7,908
13. 8/19/22 Wind Surge vs Tulsa (Star Wars Night + Daniel Gossett No Hitter).....	7,709
14. 5/16/25 Wind Surge vs Arkansas (Military Appreciation Night + Fireworks).....	7,588
15. 8/16/24 Wind Surge vs Arkansas (Bluey and Bingo Night + Fireworks).....	7,558
16. 5/10/24 Wind Surge vs Arkansas (Fireworks).....	7,536
17. 7/3/23 Wind Surge vs NW Arkansas (Independence Day Celebration + Fireworks).....	7,512
18. 4/10/21 Wichita State vs Houston (First Event at Equity Bank Park).....	7,509
19. 8/30/25 Wind Surge vs Arkansas (Spongebob Squarepants Night).....	7,462
20. 5/24/24 Wind Surge vs San Antonio (Tumba Vacas Night + Fireworks).....	7,250

## SURGE REGULAR SEASON ATTENDANCE

2021 (60 Games).....	241,230 (4,021/G)
2022 (66 Games).....	220,528 (3,341/G)
2023 (69 Games).....	322,637 (4,676/G)
2024 (69 Games).....	301,886 (4,375/G)
2025 (68 Games).....	277,722 (4,084/G)
TOTAL (332 Games).....	1,364,003 (4,108/G)

## SURGE POSTSEASON ATTENDANCE

9/24/21 Championship vs NWA.....	5,558
9/20/22 Divisional vs Tulsa.....	2,089
9/27/22 Championship vs Frisco.....	3,523



## BALLPARK FIRSTS

First Game.....	4/10/21 WSU vs Houston
First Pitch.....	Jace Kaminska, WSU
First Hit.....	Brad Burckel, Houston
First Home Run.....	Paxton Wallace, WSU
First Surge Game.....	5/11/21 vs Amarillo
First Surge Hit.....	Jose Miranda, 5/11/21
First Surge Run.....	Gilberto Celestino, 5/11/21
First Surge RBI.....	Caleb Hamilton, 5/11/21
First Surge Home Run.....	Jermaine Palacios, 5/13/21
First Surge Grand Slam.....	BJ Boyd, 7/10/22
First Walk-Off HR.....	Gilberto Celestino, 5/29/21
First Surge SB.....	Aaron Whitefield, 5/11/21
First Surge Shutout.....	5/12/21 vs Amarillo
First Surge Strikeout (P).....	Cole Sands, 5/11/21
First Surge Win (P).....	Tom Hackimer, 5/12/21
First Surge Win (SP).....	Josh Winder, 5/14/21
First Surge Save.....	Calvin Faucher, 6/5/21 vs NWA
First Surge Series Win.....	6/1/21-6/6/21 vs ARK
First Surge Series Sweep.....	7/12/22-7/17/22 vs ARK



# WICHITA TURBO TUBS

## ABOUT THE TURBO TUBS

Established in 2022, the Turbo Tubs identity is a direct tribute to Wichita with distinct identifiers specific to the city. The wind sail and jet engines propel the porcelain bathtub onward, paying homage to the tub races once seen on the Arkansas River. The troll found along the water walk, near the Keeper of the Plains, takes charge as captain, bringing to life the fable tales heard by young and old throughout the community. The branding also includes a color palette of the one-of-a-kind sunsets uniquely present in the Midwest geographical region.

“During the development of the primary identity, The Wind Surge, we knew The Tubs would eventually become an alternate identity or alter-ego. Our Wind Surge logo is classic, but The Tubs logo represents many things Wichitans love about this great city while incorporating the playful side of Minor League Baseball.”

### TUBS RECORDS BY YEAR

2022.....	7-4
2023.....	6-5
2024.....	0-4
2025.....	3-2
TOTAL.....	16-15





# TUMBA VACAS DE WICHITA

## ABOUT THE TUMBA VACAS

Part of Minor League Baseball's "Copa de la Diversión™" initiative, the Tumba Vacas de Wichita are an homage to Wichita's hispanic culture. The city is known for its mixtures of different roots and traditions; from the Arkansas River to the Chisholm Trail deeply rooted in the Hispanic & Latinx community. We honor the official sport known as la Charrería from the vibrant pink and green colors which represent the traditional charro/as outfits. We embrace the upside-down cow as the connection for our players to tap into the mind-set and ideologies of the Charros, using baseball as the vessel to represent these two cultures. The rich gold color portrays the dazzling rope skills used by charros. The multi-color flowers remind us of the single seed our ancestors planted through their hard work and dedication to build the families and traditions we have today.



In the words of our ancestors, "Remember we are always one."

## ABOUT THE COPA INITIATIVE

"Copa de la Diversión™" or "Fun Cup™" is a season-long event series specifically designed to embrace the culture and values that resonate most with Minor League Baseball™ teams' local U.S. Hispanic communities. The initiative has four key pillars: to increase awareness, authentic engagements and attendance with U.S. Hispanics in their local communities, embrace a culture that is passionate about baseball, family and fun by updating the ball-park experience to match the values these fans cherish most, create and employ culturally relevant on-field personas that authentically connect teams with their local U.S. Hispanic communities, and Amplify MiLB's continuous efforts including to diversify the game and business of baseball nationwide. (Information from MiLB.com)

## TUMBA VACAS RECORDS BY YEAR

2023.....	4-0
2024.....	1-3
2025.....	4-2
TOTAL.....	9-5





# WICHITA HONKERS

## ABOUT THE HONKERS

The Wichita Honkers are a tribute to our city's unofficial traffic controllers: Canada geese. From slow-rolling across the asphalt to winning every shouting match they start, these geese are the real kings of the road in Wichita. We're bringing that same "don't-mess-with-the-nest" energy to the diamond. Honk if you're hungry for a win!

The Honkers celebrate the city's most stubborn locals. Whether they're staging a slow-motion protest in the middle of Kellogg or engaging in a high-stakes honking match with a line of SUVs, these geese never back down. We've traded the dugout for the cross walk in an identity that's one part traffic jam, two parts attitude, and 100 percent Wichita.

As a tribute to these Wichita Honkers, The Class AA Minor League Baseball Team the Wind Surge will transform to the Wichita Honkers four times during the 2026 baseball season. The team will wear newly designed Honker jerseys and caps to honor these Canada geese. The Honkers land on May 2nd and 3rd and will return on July 11 and September 8.






# 2026 WIND SURGE ROSTER

## PITCHERS

### Sam ARMSTRONG

Height: 6'2" Bats: R Birthdate: 9/26/2000  
Weight: 245 Throws: R School: Old Dominion  
Birthplace: Newton, NJ  
Acquired: 2025 trade with the Chicago Cubs



Season	Team	League	W	L	ERA	WHIP	G	GS	HLD	SV	IP	H	R	ER	HR	HB	BB	SO	WP	GDP
2023	A-CUB	ACL	0	0	0	1	1	1	0	0	1	1	0	0	0	0	0	1	0	0
2023	MB	CAR	2	0	5.27	1.39	8	0	1	0	13.2	11	8	8	0	3	8	10	3	1
2024	SB	MID	3	4	3	1.15	17	11	0	1	66	54	22	22	5	9	22	66	3	2
2024	TNS	SOU	2	3	2.7	1.02	10	9	0	0	50	37	23	15	2	2	14	35	0	5
2025	KNX	SOU	2	7	4.82	1.26	19	18	0	0	89.2	82	49	46	10	7	31	72	3	9
2025	WCH	TEX	3	2	4.91	1.24	8	8	0	0	40.1	41	22	22	3	4	9	32	0	2

#### CAREER HIGHLIGHTS:

- Acquired alongside RHP Ryan Gallagher by the Twins in exchange for LF Willi Castro in July of 2025.
- 13th round selection by Chicago in 2023 MLB Draft.
- Posted a 3.56 K/BB ratio in eight starts for Wichita last season.

### Spencer BENGARD

Height: 6'4" Bats: R Birthdate: 4/19/2002  
Weight: 220 Throws: R School: California Baptist  
Birthplace: Riverside, CA  
Acquired: 2023 MLB Draft, Round 15



Season	Team	League	W	L	ERA	G	GS	HLD	SV	IP	H	R	ER	HR	BB	SO	WHIP	WP	GDP
2023	F-TWI	FCL	0	0	0	2	1	0	0	2	1	0	0	0	1	3	1	0	0
2024	FTM	FSL	7	2	1.64	13	7	1	0	60.1	50	15	11	3	11	58	1.01	1	1
2024	CR	MID	1	0	1.17	6	1	0	1	23	18	4	3	1	3	14	0.91	0	2
2025	FTM	FSL	0	0	4.5	1	1	0	0	2	1	1	1	0	0	4	0.5	2	0
2025	CR	MID	5	2	3.93	17	1	1	1	50.1	38	27	22	4	18	54	1.11	1	4

#### CAREER HIGHLIGHTS:

- Former MID pitcher of the week in 2025
- Missed most of the 2025 season due to injury.

### Darren BOWEN

Height: 6'3" Bats: R Birthdate: 2/03/2001  
Weight: 180 Throws: R School: UNC Pembroke  
Birthplace: Newton, MA  
Acquired: 2024 trade with the Seattle Mariners



Season	Team	League	W	L	ERA	G	GS	HLD	SV	IP	H	R	ER	HR	BB	SO	WHIP	WP	GDP	HB
2023	MOD	CAL	4	2	3.88	19	15	0	0	55.2	36	27	24	2	25	59	1.1	2	1	5
2024	CR	MID	2	10	6.07	18	17	0	0	72.2	77	53	49	7	26	71	1.42	2	1	6
2025	WCH	TEX	3	7	5.14	27	16	1	0	84	83	53	48	17	38	58	1.44	7	5	7

#### CAREER HIGHLIGHTS:

- Part of the Jorge Polanco trade in 2024, acquired from the Mariners along with RHP Andrew DeSclafani, RHP Justin Topa, OF Gabriel Gonzalez, and cash.
- Started 16 games for Wichita in 2025, and made another 11 appearances in relief.




# 2026 WIND SURGE ROSTER

## PITCHERS

### Ricky CASTRO

Height: 6'2"      Bats: R      Birthdate: 8/05/1999  
 Weight: 205      Throws: R      School: Tulane  
 Birthplace: Naperville, IL  
 Acquired: 2024 Free Agent Signing




Season	Team	League	W	L	ERA	G	GS	HLD	SV	IP	H	R	ER	HR	BB	SO	WHIP	WP	GDP	HB
2024	FTM	FSL	4	2	3.72	8	5	0	1	29	20	14	12	3	10	39	1.03	1	0	2
2024	CR	MID	2	4	4.05	7	5	0	0	33.1	33	19	15	3	9	31	1.26	1	3	1
2025	WCH	TEX	3	4	5.48	28	15	1	2	95.1	99	60	58	14	31	93	1.36	12	3	0

#### CAREER HIGHLIGHTS:

- In 2024, signed with the Twins after beginning the season with the Joliet Slammers of the Frontier League. Split the rest of the season between Cedar Rapids and Ft. Myers.
- Racked up 93 punch outs in 28 games in 2025, good enough for second most on the team.

### C.J. CULPEPPER

Height: 6'3"      Bats: R      Birthdate: 11/02/2001  
 Weight: 193      Throws: R      School: California Baptist  
 Birthplace: Upland, CA  
 Acquired: 2022 MLB Draft, Round 13



Season	Team	League	W	L	ERA	G	GS	HLD	SV	IP	H	R	ER	HR	BB	SO	WHIP	WP	GDP	HB
2022	F-TWI	FCL	0	0	0	1	0	1	0	1	0	0	0	0	1	1	1	0	0	1
2023	FTM	FSL	4	3	2.33	11	11	0	0	46.1	32	15	12	2	15	53	1.01	3	4	1
2023	CR	MID	2	2	4.99	10	10	0	0	39.2	40	25	22	2	16	36	1.41	2	2	3
2024	CR	MID	2	2	2.89	10	9	0	0	37.1	29	17	12	1	11	43	1.07	2	4	2
2024	WCH	TEX	1	1	4.71	6	6	0	0	21	19	11	11	2	7	21	1.24	0	1	3
2025	F-TWI	FCL	0	0	0	1	1	0	0	2	2	0	0	0	0	4	1	0	0	1
2025	FTM	FSL	0	0	0	1	1	0	0	3	1	0	0	0	1	4	0.67	0	0	0
2025	WCH	TEX	2	2	2.65	15	15	0	0	54.1	45	20	16	4	30	45	1.38	0	8	2

#### CAREER HIGHLIGHTS:

- Notched a 2.65 ERA in 15 starts for Wichita last year.
- Was recognized as the Pitcher of the Month in both the FSL and MID during the 2023 and 2024 seasons.
- Currently the #22 prospect in the Twins system.

### Ryan GALLAGHER

Height: 6'3"      Bats: L      Birthdate: 1/19/2003  
 Weight: 195      Throws: R      School: UCSB  
 Birthplace: Sacramento, CA  
 Acquired: 2025 via trade with the Chicago Cubs



Season	Team	League	W	L	ERA	G	GS	HLD	SV	IP	H	R	ER	HR	BB	SO	WHIP	WP	GDP	HB
2025	SB	MID	4	6	3.72	14	14	0	0	72.2	65	34	30	9	16	85	1.11	6	3	1
2025	KNX	SOU	0	0	1.59	2	2	0	0	11.1	5	2	2	1	4	11	0.79	2	1	1
2025	WCH	TEX	4	1	5.5	8	8	0	0	37.2	47	28	23	7	10	37	1.51	3	1	1

#### CAREER HIGHLIGHTS:

- Originally a 6th round selection by the Cubs in 2024
- Posted a polished 4-1 record in eight starts for the Wind Surge last season.
- Acquired alongside RHP Sam Armstrong by the Twins in exchange for LF Willi Castro in July of 2025.
- Currently ranked the #19 prospect in the Twins system.




# 2026 WIND SURGE ROSTER

## PITCHERS

### Ruddy GOMEZ

Height: 6'2"      Bats: R      Birthdate: 1/09/2000  
 Weight: 215      Throws: R      School: Central Florida  
 Birthplace: Hialeah, FL  
 Acquired: Signed as a Free Agent in 2025



Season	Team	League	W	L	ERA	G	GS	HLD	SV	IP	H	R	ER	HR	BB	SO	WHIP	WP	GDP
2025	F-TWI	FCL	1	0	0.96	5	0	0	0	9.1	6	1	1	0	2	12	0.86	0	3
2025	FTM	FSL	0	1	3.15	14	0	0	6	20	18	8	7	2	5	23	1.15	0	3
2025	CR	MID	1	2	0	11	0	1	5	16.1	8	2	0	0	3	22	0.67	1	2

#### CAREER HIGHLIGHTS:

- Has averaged more than one strikeout per inning in the three levels hes played at.
- 65% of his pitches were strikes last season.

### Alejandro HIDALGO

Height: 6'1"      Bats: R      Birthdate: 5/22/2003  
 Weight: 160      Throws: R      School: N/A  
 Birthplace: Maracay, VZ  
 Acquired: 2022 Trade with the Los Angeles Angels



Season	Team	League	W	L	ERA	G	GS	HLD	SV	IP	H	R	ER	HR	BB	SO	WHIP	WP	GDP
2021	A-ANG	ACL	3	2	4.67	7	6	0	0	27	26	18	14	6	9	31	1.3	2	0
2022	IE	CAL	0	3	4.62	10	10	0	0	39	34	21	20	3	19	58	1.36	4	0
2023	CR	MID	0	5	5.28	21	8	6	0	58	52	38	34	7	53	57	1.81	4	4
2025	CR	MID	0	3	5.43	17	17	0	0	63	57	42	38	9	33	78	1.43	7	1
2025	WCH	TEX	0	5	9.55	7	7	0	0	21.2	29	25	23	6	13	21	1.94	3	1

#### CAREER HIGHLIGHTS:

- Originally signed as a free agent by the Los Angeles Angels in 2019.

### Ty LANGENBERG

Height: 6'2"      Bats: R      Birthdate: 12/8/2001  
 Weight: 190      Throws: R      School: Iowa  
 Birthplace: Urbandale, IA  
 Acquired: 2023 Draft, Round 11



Season	Team	League	W	L	ERA	G	GS	HLD	SV	IP	H	R	ER	HR	BB	SO	WHIP	WP	GDP
2023	F-TWI	FCL	0	0	0	2	0	1	0	2	1	1	0	0	1	3	1	0	0
2023	FTM	FSL	0	1	5.06	3	0	2	0	5.1	7	3	3	0	3	2	1.88	0	1
2024	FTM	FSL	3	3	3.38	9	9	0	0	48	46	23	18	1	12	56	1.21	2	4
2024	CR	MID	5	2	3.9	12	11	0	0	60	60	31	26	7	18	60	1.3	1	5
2025	CR	MID	5	6	4.87	22	21	0	0	105.1	107	62	57	4	47	98	1.46	4	8

#### CAREER HIGHLIGHTS:

- Former MID Pitcher of the Week in 2025.



# 2026 WIND SURGE ROSTER

## PITCHERS

### Hunter HOOPES

Height: 6'1"      Bats: R      Birthdate: 3/04/2000  
 Weight: 200      Throws: R      School: Alabama  
 Birthplace: Fairfax, VA  
 Acquired: 2024 Free Agent Signing



Season	Team	League	W	L	ERA	G	GS	HLD	SV	IP	H	R	ER	HR	BB	SO	WHIP	WP	GDP
2025	FTM	FSL	2	3	2.14	16	0	0	0	21	11	8	5	1	9	32	0.95	4	1
2025	CR	MID	4	1	1.56	14	0	2	1	17.1	6	3	3	2	5	20	0.63	1	1
2025	WCH	TEX	0	1	7.07	12	0	2	1	14	8	11	11	1	9	12	1.21	0	0

#### CAREER HIGHLIGHTS:

- Made 12 appearances in relief for the Wind Surge Last season.
- Recorded 12 punch outs in just 14 innings pitched for Wichita in 2025.

### Jaylen NOWLIN

Height: 6'1"      Bats: L      Birthdate: 1/29/2001  
 Weight: 205      Throws: L      School: Chipola College  
 Birthplace: Atlanta, GA  
 Acquired: 2021 MLB Draft, Round 19



Season	Team	League	W	L	ERA	G	GS	HLD	SV	IP	H	R	ER	HR	BB	SO	WHIP	WP	GDP
2021	F-TWI	FCL	0	1	.81	1	0	0	0	0.1	2	4	3	0	2	1	12	2	0
2022	FTM	FSL	4	3	3.65	19	11	2	0	56.2	47	25	23	2	29	89	1.34	6	0
2022	CR	MID	1	1	4.4	3	3	0	0	14.1	13	7	7	2	7	22	1.4	4	0
2023	CR	MID	3	6	4.79	15	13	0	0	67.2	69	40	36	11	23	79	1.36	9	5
2023	WCH	TEX	3	1	3.82	9	7	0	0	37.2	31	21	16	4	22	35	1.41	8	5
2024	WCH	TEX	5	7	4.67	21	15	0	0	96.1	90	59	50	11	48	97	1.43	10	7
2024	STP	INT	0	0	13.5	3	0	0	0	2	3	4	3	1	0	2	1.5	1	0
2025	WCH	TEX	5	0	4.96	39	0	6	1	52.2	41	30	29	5	40	59	1.54	20	7
2025	STP	INT	0	0	10.8	2	0	0	0	1.2	4	2	2	2	2	3	3.6	0	0

#### CAREER HIGHLIGHTS:

- Twins MiLB.com Organization All-Star in 2023.
- Was a perfect 5-0 for Wichita in the 2025 season.

### Mike PAREDES

Height: 5'11"      Bats: R      Birthdate: 7/27/2000  
 Weight: 195      Throws: R      School: San Diego St.  
 Birthplace: San Diego, CA  
 Acquired: 2021 MLB Draft, Round 18



Season	Team	League	W	L	ERA	G	GS	HLD	SV	IP	H	R	ER	HR	BB	SO	WHIP	WP	GDP
2021	F-TWI	FCL	0	0	2.25	2	1	0	0	4	1	1	1	0	1	6	0.5	0	0
2022	FTM	FSL	7	4	3.27	24	13	2	1	85.1	81	34	31	11	16	63	1.14	3	10
2023	CR	MID	7	1	3.14	28	3	4	2	63	52	26	22	4	20	58	1.14	3	2
2024	FTM	FSL	0	1	4.5	1	0	0	0	2	4	2	1	0	0	3	2	0	0
2024	CR	MID	2	2	1.8	17	3	2	2	45	37	10	9	1	5	45	0.93	2	1
2024	WCH	TEX	0	0	5.79	13	0	2	0	18.2	21	12	12	1	8	13	1.55	3	2
2025	WCH	TEX	11	0	2.43	37	2	2	7	103.2	79	32	28	8	28	91	1.03	7	4
2025	STP	INT	0	0	0	1	0	0	0	2	0	0	0	0	0	1	0	0	0

#### CAREER HIGHLIGHTS:

- Set a Wind Surge record with 11 wins in 2025.
- In 2025, ranked third on the team with 93 strikeouts and notched a 2.43 ERA in 37 appearances.



# 2026 WIND SURGE ROSTER

## PITCHERS

### Luis QUIÑONES

Height: 6'0"      Bats: R      Birthdate: 7/02/1997  
 Weight: 205      Throws: R      School: N/A  
 Birthplace: Arecibo, PR  
 Acquired: 2025 Free Agent Signing



Season	Team	League	W	L	ERA	G	GS	HLD	SV	IP	H	R	ER	HR	BB	SO	WHIP	WP	GDP
2021	VAN	NWL	2	3	3.00	9	9	0	0	39	26	17	13	2	39	64	1.67	5	1
2021	NH	EAS	2	4	5.20	8	8	0	0	36.1	25	22	21	4	26	51	1.4	5	1
2022	NH	EAS	0	7	5.45	19	16	0	1	71	55	48	43	7	50	91	1.48	6	5
2022	DUN	FSL	1	0	2.70	2	1	0	0	6.2	2	2	2	0	4	14	0.9	0	0
2023	NH	EAS	4	5	4.80	28	12	3	0	86.1	63	50	46	18	34	104	1.12	10	2
2023	BUF	INT	0	1	11.57	3	1	1	0	7	11	10	9	1	5	6	2.29	4	0
2024	F-BLU	FCL	0	0	0.00	1	1	0	0	1	0	0	0	0	1	2	1	0	0
2024	BUF	INT	11	0	5.15	35	0	3	0	73.1	69	44	42	4	51	83	1.64	13	3
2025	F-BLU	FCL	0	0	8.10	3	2	0	0	3.1	3	3	3	1	2	6	1.5	0	0

#### CAREER HIGHLIGHTS:

- Originally drafted by the Toronto Blue Jays in 2019 (Round 34).
- Selected as a LBPRC All-Star in 2025.
- Was selected to represent Puerto Rico in the 2025 WBC.

### Sam RYAN

Height: 6'3"      Bats: R      Birthdate: 9/22/1998  
 Weight: 228      Throws: R      School: Virginia Com.  
 Birthplace: Fairfax, VA  
 Acquired: 2025 Rule 5 draft selection



Season	Team	League	W	L	ERA	G	GS	HLD	SV	IP	H	R	ER	HR	BB	SO	WHIP	WP	GDP
2021	VAN	NWL	0	2	5.23	8	2	1	0	20.2	21	18	12	1	12	20	1.60	1	1
2021	NH	EAS	0	1	9.53	4	0	1	0	5.2	7	6	6	2	4	4	1.94	1	1
2022	DUN	FSL	1	0	0.00	4	0	0	0	6.1	1	0	0	0	3	7	0.63	0	0
2022	VAN	NWL	1	0	13.50	7	0	0	0	7.1	11	15	11	4	10	4	2.86	0	1
2022	F-BLU	FCL	1	0	1.50	4	0	0	0	6	4	1	1	0	1	6	0.83	0	1
2023	VAN	NWL	5	0	2.76	29	0	1	0	49	40	19	15	2	19	36	1.20	4	7
2025	TRI	NWL	2	2	3.34	19	0	5	2	29.2	37	11	11	2	12	35	1.65	4	4
2025	RCT	SOU	1	4	4.83	25	2	3	0	41	44	26	22	2	21	41	1.59	6	5

#### CAREER HIGHLIGHTS:

- Previously a part of the Blue Jays and Angel's organizations.
- Was selected to represent Puerto Rico in the 2025 WBC.

### Logan WHITAKER

Height: 6'6"      Bats: R      Birthdate: 5/25/2000  
 Weight: 221      Throws: R      School: NC State  
 Birthplace: High Point, NC  
 Acquired: 2024 MLB Draft, Round 19



Season	Team	League	W	L	ERA	G	GS	HLD	SV	IP	H	R	ER	HR	BB	SO	WHIP	WP	GDP
2024	FTM	FSL	0	0	2.25	2	0	0	0	4	4	3	1	1	0	5	1.00	0	0
2025	CR	MID	3	0	2.45	14	0	2	0	22	20	7	6	1	2	17	1.00	1	1
2025	WCH	TEX	1	0	1.65	11	0	2	0	16.1	16	4	3	0	8	16	1.47	1	1

#### CAREER HIGHLIGHTS:

- Notched a 1.65 ERA in 2025, The best on the team (min. 10 IP)
- Averaged a strikeout per inning and sported a 2:1 K/BB ratio in 2025.
- Allowed just three earned runs in 11 appearances in 2025.



# 2026 WIND SURGE ROSTER

## PITCHERS

### Jarret WHORFF

Height: 6'3"      Bats: R      Birthdate: 10/2/1998  
 Weight: 215      Throws: R      School: Louisiana Tech  
 Birthplace: Winnsboro, TX  
 Acquired: 2023 Free Agent Signing




Season	Team	League	W	L	ERA	G	GS	HLD	SV	IP	H	R	ER	HR	BB	SO	WHIP	WP	GDP
2023	FTM	FSL	3	2	2.76	15	5	1	1	49	35	18	15	2	27	56	1.27	8	2
2023	CR	MID	2	0	4.91	10	0	0	3	14.2	16	9	8	2	6	15	1.50	2	1
2024	CR	MID	1	2	2.28	10	0	2	1	23.2	18	8	6	1	4	25	0.93	1	0
2024	WCH	TEX	3	3	2.93	22	5	1	2	46	39	17	15	4	23	45	1.35	3	2
2024	STP	INT	0	0	0.00	1	0	0	0	1.1	0	0	0	0	3	0.00	0	0	
2025	WCH	TEX	3	2	2.28	15	0	1	0	27.2	20	9	7	3	6	33	0.94	2	1
2025	STP	INT	3	3	7.54	27	0	0	1	45.1	55	41	38	7	21	49	1.68	2	2

#### CAREER HIGHLIGHTS:

- Tallied a team high 5.5 K/BB ratio in 2025.
- Sported the third best ERA on the team in 2025 at 2.28 (Min 10 IP)
- Recorded the second lowest WHIP on the team in 2025, at 0.94.

### Kyle BISCHOFF

Height: 6'2"      Bats: R      Birthdate: 7/29/1999  
 Weight: 210      Throws: R      School: Michigan State  
 Birthplace: Macomb, MI  
 Acquired: 2023 Free Agent Signing




Season	Team	League	W	L	ERA	G	GS	HLD	SV	IP	H	R	ER	HR	BB	SO	WHIP	WP	GDP	HB
2023	F-TWI	FCL	3	0	3.18	9	0	0	1	22.2	15	10	8	3	9	33	1.06	6	1	3
2024	CR	MID	5	2	4.05	28	0	7	4	40	32	18	18	2	17	52	1.23	7	1	5
2024	WCH	TEX	0	0	1.4	14	0	1	2	19.1	11	6	3	1	8	25	0.98	1	1	1
2024	STP	INT	0	0	4.5	3	0	1	0	2	0	1	1	0	1	1	0.5	1	0	0
2025	STP	INT	4	2	6.03	28	0	3	1	34.1	30	28	23	1	28	37	1.69	7	2	5
2025	WCH	TEX	0	0	6.75	5	0	0	1	4	4	3	3	0	3	4	1.75	1	0	0

#### CAREER HIGHLIGHTS:

- Averaged a strikeout per inning in 2025 with the Wind Surge.

### Jose OLIVARES

Height: 6'1"      Bats: R      Birthdate: 1/18/2003  
 Weight: 199      Throws: R      School: N/A  
 Birthplace: Altagracia de Orituco, VZ  
 Acquired: 2021 Free Agent Signing



Season	Team	League	W	L	ERA	G	GS	HLD	SV	IP	H	R	ER	HR	BB	SO	WHIP	WP	GDP
2021	D-TWI	DSL	3	2	5.40	11	5	0	0	15	18	11	9	1	10	15	1.87	6	0
2022	F-TWI	FCL	2	2	4.01	10	4	0	1	33.2	28	17	15	4	17	40	1.34	7	0
2023	FTM	FSL	3	4	6.22	21	20	0	0	85.1	82	61	59	15	43	83	1.46	9	3
2024	F-TWI	FCL	0	0	9.64	2	2	0	0	4.2	5	6	5	1	3	4	1.71	0	0
2024	FTM	FSL	2	3	3.33	13	10	0	0	46	42	20	17	0	19	47	1.33	2	2
2025	CR	MID	6	6	4.38	22	21	0	0	90.1	66	47	44	4	57	107	1.36	8	3

#### CAREER HIGHLIGHTS:

- Former MID Pitcher of the Week in 2025.
- Held opponents to just a .202 batting average in 21 starts with Cedar Rapids last year.
- Currently the #26 prospect in the Twins system.



# 2026 WIND SURGE ROSTER

## CATCHERS

### Andrew COSSETTI

Height: 5'10"      Bats: R      Birthdate: 1/31/2000  
 Weight: 215      Throws: R      School: St. Joseph's  
 Birthplace: Eagleville, PA  
 Acquired: 2022 MLB Draft, Round 11



Season	Team	League	AVG	AB	PA	R	H	2B	3B	HR	RBI	BB	SO	SB	CS	OBP	SLG	OPS	HBP	GIDP
2022	F-TWI	FCL	.000	2	4	1	0	0	0	0	0	1	0	0	0	0.500	0.000	0.500	1	1
2023	FTM	FSL	.330	112	143	20	37	11	1	6	33	22	25	1	0	0.462	0.607	1.069	7	4
2023	CR	MID	.262	195	249	45	51	12	3	9	30	42	54	0	0	0.406	0.492	0.898	8	5
2024	WCH	TEX	.192	317	368	34	61	18	3	8	43	41	115	5	1	0.299	0.344	0.643	8	8
2025	WCH	TEX	.226	287	350	48	65	15	1	14	51	52	97	3	1	0.366	0.432	0.798	11	4

#### CAREER HIGHLIGHTS:

- 2023 Arizona Fall League Invitee
- FSL Player of the Month in April of 2023.
- In College, set the St. Joseph's career home run record with 43. Named District 1 Player of the Year by the National Collegiate Baseball Writers Association

### Ricardo OLIVAR

Height: 6'0"      Bats: R      Birthdate: 8/10/2001  
 Weight: 231      Throws: R      School: N/A  
 Birthplace: Barquisimeto, VZ  
 Acquired: 2019 Free Agent Signing




Season	Team	League	AVG	AB	PA	R	H	2B	3B	HR	RBI	BB	SO	SB	CS	OBP	SLG	OPS	HBP	GIDP
2021	F-TWI	FCL	.204	49	59	5	10	2	1	1	5	8	17	3	0	0.339	0.347	0.686	2	0
2022	FTM	FSL	.222	9	10	0	2	0	0	0	1	1	3	0	0	0.300	0.222	0.522	0	0
2022	F-TWI	FCL	.349	129	154	16	45	12	3	5	23	18	33	5	5	0.442	0.605	1.047	5	1
2023	FTM	FSL	.285	372	449	75	106	28	2	10	58	59	93	12	1	0.403	0.452	0.855	16	10
2024	CR	MID	.287	300	356	59	86	17	3	11	44	53	70	3	0	0.393	0.473	0.866	1	5
2024	WCH	TEX	.224	67	77	7	15	2	0	1	7	9	18	3	0	0.325	0.299	0.624	1	0
2025	WCH	TEX	.264	352	407	56	93	13	0	13	59	49	74	13	3	0.356	0.412	0.768	3	10

- 2022 FCL Most Valuable Player, 2022 FCL Postseason All-Star.
- Member of Twins Spring Breakout Game Roster in 2024 and 2025.
- 2023 Twins MiLB Organizational All-Star, FSL Postseason All Star after leading the Mighty Muscles in Hits, Runs, Doubles, and Walks

### Poncho RUIZ

Height: 6'1"      Bats: R      Birthdate: 2/23/2002  
 Weight: 210      Throws: R      School: San Diego State  
 Birthplace: Tijuana, MX  
 Acquired: 2023 Free Agent Signing



Season	Team	League	AVG	AB	PA	R	H	2B	3B	HR	RBI	BB	SO	SB	CS	OBP	SLG	OPS	HBP	GIDP
2023	F-TWI	FCL	.107	28	32	4	3	1	0	0	1	3	6	0	0	0.188	0.143	0.331	0	1
2024	FTM	FSL	.285	253	300	35	67	21	0	4	36	38	50	3	1	0.367	0.395	0.762	5	7
2024	CR	MID	.182	66	77	3	12	3	0	0	5	10	19	0	0	0.286	0.227	0.513	0	4
2025	FTM	FSL	.296	108	132	13	32	10	0	0	9	24	27	1	0	0.424	0.389	0.813	0	1
2025	CR	MID	.229	175	210	28	40	13	0	1	19	30	41	0	1	0.348	0.320	0.668	3	4

#### CAREER HIGHLIGHTS:

- Played for team Mexico in three Pan American Games as an amateur athlete (COPABE)



# 2026 WIND SURGE ROSTER

## INFIELDERS

### Billy AMICK

Height: 6'1"      Bats: R      Birthdate: 11/04/2002  
 Weight: 220      Throws: R      School: Tennessee  
 Birthplace: Mooresville, NC  
 Acquired: 2024 MLB Draft, Round 2




Team	League	Season	AVG	AB	PA	R	H	2B	3B	HR	RBI	BB	SO	SB	CS	OBP	SLG	OPS	HBP	GIDP
FTM	FSL	2024	.222	63	77	9	14	3	0	3	9	12	15	2	0	0.351	0.413	0.764	1	0
FTM	FSL	2025	.287	15	18	2	4	2	0	0	0	1	8	0	0	0.313	0.400	0.713	0	0
F-TWI	FCL	2025	.333	3	6	3	1	0	0	0	0	3	1	0	0	0.667	0.333	1.000	0	0
CR	MID	2025	.310	200	244	37	62	15	1	4	31	29	63	1	2	0.418	0.455	0.873	11	4

#### CAREER HIGHLIGHTS:

- Was an All-American and made All-ACC on his way to winning a national championship his junior year at Tennessee.
- Currently ranked as the #24 prospect in the Twins system.

### Kyle DeBARGE

Height: 5'9"      Bats: R      Birthdate: 7/15/2003  
 Weight: 175      Throws: R      School: Louisiana  
 Birthplace: Lake Charles, LA      Lafayette  
 Acquired: 2024 MLB Draft, Round 1



Team	League	Season	AVG	AB	PA	R	H	2B	3B	HR	RBI	BB	SO	SB	CS	OBP	SLG	OPS	HBP	GIDP
FTM	FSL	2024	.235	102	115	14	24	2	3	1	21	12	28	15	3	0.322	0.343	0.665	1	0
CR	MID	2025	.237	459	543	77	109	23	5	8	65	70	121	68	8	0.347	0.362	0.709	9	10

#### CAREER HIGHLIGHTS:

- Former First Team All American and Sun Belt Conference Player of the Year.
- Currently ranked as the #21 prospect in the Twins system.

### Ben ROSS

Height: 6'0"      Bats: R      Birthdate: 6/6/2001  
 Weight: 190      Throws: R      School: Notre Dame (OH)  
 Birthplace: Springfield, OH  
 Acquired: 2022 MLB Draft, Round 5



Team	League	Season	AVG	AB	PA	R	H	2B	3B	HR	RBI	BB	SO	SB	CS	OBP	SLG	OPS	HBP	GIDP
F-TWI	FCL	2022	.111	9	10	1	1	1	0	0	0	1	3	0	0	0.200	0.222	0.422	0	0
FTM	FSL	2022	.257	74	89	17	19	5	0	3	13	13	19	6	0	0.371	0.446	0.817	1	0
CR	MID	2023	.240	400	457	61	96	25	2	19	71	45	118	7	3	0.322	0.455	0.777	8	2
WCH	TEX	2023	.226	31	36	5	7	0	0	0	4	4	7	2	0	0.306	0.226	0.532	0	0
WCH	TEX	2024	.212	410	458	48	87	18	1	11	38	40	136	20	7	0.284	0.341	0.625	3	4
WCH	TEX	2025	.219	424	490	60	93	17	1	14	60	55	111	18	5	0.308	0.363	0.671	3	6

#### CAREER HIGHLIGHTS:

- Arizona Fall League Invitee following the 2024 season. 2024 Twins Spring Breakout Roster Member
- Led Wichita in Stolen Bases, Second in Home Runs in 2024.
- Second on Cedar Rapids in Home Runs, Doubles, and RBI in 2023.



# 2026 WIND SURGE ROSTER

## INFIELDERS

### Jake RUCKER

Height: 6'1"      Bats: R      Birthdate: 9/14/1999  
 Weight: 200      Throws: R      School: Tennessee  
 Birthplace: Greenbrier, TN  
 Acquired: 2021 MLB Draft, Round 7



Team	League	Season	AVG	AB	PA	R	H	2B	3B	HR	RBI	BB	SO	SB	CS	OBP	SLG	OPS	HBP	GIDP
FTM	FSL	2021	.265	68	85	10	18	2	1	0	10	10	16	2	1	0.376	0.324	0.700	4	0
FTM	FSL	2022	.225	218	260	37	49	9	4	2	17	33	53	13	7	0.338	0.330	0.668	6	2
CR	MID	2022	.262	206	239	29	54	18	2	6	35	22	52	5	5	0.345	0.447	0.792	6	3
STP	INT	2022	.115	26	30	3	3	0	0	1	3	2	10	1	0	0.200	0.231	0.431	1	0
WCH	TEX	2023	.248	420	476	51	104	21	4	9	63	42	123	10	11	0.323	0.381	0.704	7	7
WCH	TEX	2024	.261	468	515	55	122	23	1	9	68	35	77	5	4	0.321	0.372	0.693	8	14
WCH	TEX	2025	.236	284	322	36	87	9	2	7	36	31	43	8	4	0.317	0.356	0.673	4	6

#### CAREER HIGHLIGHTS:

- Led Wichita in Hits and RBI, second in doubles in 2024.
- Wind Surge All-Time Leader in Games Played, Hits, RBI, and Doubles. 3rd All-Time in Runs scored.

### Jose SALAS

Height: 6'0"      Bats: S      Birthdate: 4/26/2003  
 Weight: 191      Throws: R      School: N/A  
 Birthplace: Kissimmee, FL  
 Acquired: 2023 trade with the Miami Marlins



Team	League	Season	AVG	AB	PA	R	H	2B	3B	HR	RBI	BB	SO	SB	CS	OBP	SLG	OPS	HBP	GIDP
F-MRL	FCL	2021	.370	92	107	14	34	10	0	1	11	11	23	8	5	0.458	0.511	0.969	4	1
JUP	FSL	2021	.250	108	123	12	27	4	0	1	8	11	28	6	0	0.333	0.315	0.648	3	2
JUP	FSL	2022	.267	221	257	40	59	13	3	5	24	23	54	15	1	0.355	0.421	0.776	9	6
BEL	MID	2022	.230	191	217	29	44	7	1	4	17	20	41	18	0	0.319	0.340	0.659	5	2
CR	MID	2023	.190	331	372	36	63	13	1	4	33	27	97	22	9	0.265	0.272	0.537	8	6
F-TWI	FCL	2023	.111	9	10	2	1	0	0	0	1	2	0	0	0	0.200	0.111	0.311	0	2
CR	MID	2024	.227	339	374	43	77	17	3	4	33	23	104	16	5	0.286	0.330	0.616	5	5
FTM	FSL	2025	.444	18	22	5	8	3	0	1	7	2	5	3	0	0.476	0.778	1.254	0	1
CR	MID	2025	.244	45	55	10	11	2	1	3	11	5	14	4	1	0.358	0.533	0.891	3	0
WCH	TEX	2025	.210	162	179	21	34	8	0	5	22	13	49	10	1	0.275	0.352	0.627	2	3

#### CAREER HIGHLIGHTS:

- Acquired in a 2023 deal with the Marlins along with RHP Pablo Lopez and OF Byron Chourio for 2B Luis Arraez.
- Older brother of San Antonio Missions Catcher Ethan Salas.

### Jorel ORTEGA

Height: 6'0"      Bats: R      Birthdate: 1/22/2001  
 Weight: 194      Throws: R      School: Tennessee  
 Birthplace: Naranjito, PR  
 Acquired: 2022 MLB Draft, Round 6



Team	League	Season	AVG	AB	PA	R	H	2B	3B	HR	RBI	BB	SO	SB	CS	OBP	SLG	OPS	HBP	GIDP
F-TWI	FCL	2022	.000	4	6	0	0	0	0	0	0	2	3	0	0	0.333	0.000	0.333	0	0
FTM	FSL	2022	1.000	1	1	0	1	0	0	0	2	0	0	0	0	1.000	1.000	2.000	0	0
FTM	FSL	2023	.279	229	273	46	64	22	3	6	39	41	64	17	5	0.396	0.480	0.876	3	1
CR	MID	2023	.233	227	264	38	53	12	2	8	36	28	69	10	2	0.326	0.410	0.736	5	2
WCH	TEX	2024	.214	364	417	49	78	13	3	10	44	44	102	11	6	0.308	0.349	0.657	6	4
WCH	TEX	2025	.218	229	263	30	50	7	0	8	28	30	67	9	1	0.313	0.354	0.667	2	2

#### CAREER HIGHLIGHTS:

- Played 8 games with the Gigantes de Carolina in Puerto Rican Winter League in offseason.
- 2024: Played every position except catcher and right field. Second on Wind Surge in walks, tied for 3rd in Home Runs.
- In College, 2022 Knoxville Regional Most Outstanding Player.



# 2026 WIND SURGE ROSTER

## OUTFIELDERS

### Maddux

### HOUGHTON

Height: 6'0"      Bats: R      Birthdate: 2/23/1999  
 Weight: 190      Throws: R      School: Lipscomb  
 Birthplace: Dalton, GA  
 Acquired: 2023 Free Agent Signing



Season	Team	League	AVG	AB	PA	R	H	2B	3B	HR	RBI	BB	SO	SB	CS	OBP	SLG	OPS	HBP	GIDP
2023	FTM	FSL	.216	273	326	47	59	14	4	4	36	45	96	24	2	.331	.341	.672	4	2
2024	FTM	FSL	.254	256	298	50	65	12	2	4	35	29	89	18	3	.346	.363	.709	9	1
2024	STP	INT	.231	13	13	2	3	0	0	0	0	0	5	0	0	.231	.231	.462	0	0
2025	FTM	FSL	.269	119	141	32	32	4	1	6	20	16	38	12	1	.376	.471	.847	5	0
2025	CR	MID	.265	98	111	17	26	3	2	3	16	12	31	8	1	.351	.429	.780	1	0
2025	WCH	TEX	.284	74	80	11	21	6	0	2	8	6	21	6	0	.338	.446	.784	0	0
2025	STP	INT	.200	5	5	2	1	0	0	1	1	0	3	0	0	.200	.800	1.000	0	0

#### CAREER HIGHLIGHTS:

- Notched 21 hits in 21 games for the Wind Surge last season, eight of those went for extra bases.
- Tallied a 100% stolen base percentage, the highest on the team (min five attempts).

### Garrett SPAIN

Height: 5'9"      Bats: L      Birthdate: 9/21/2000  
 Weight: 178      Throws: R      School: Austin Peay State  
 Birthplace: Clarksville, TN  
 Acquired: 2025 Rule Five Draft selection




Season	Team	League	AVG	AB	PA	R	H	2B	3B	HR	RBI	BB	SO	SB	CS	OBP	SLG	OPS	HBP	GIDP
2021	F-BLU	FCL	.333	12	13	1	4	1	0	0	0	0	2	0	0	.385	.417	.802	1	0
2021	DUN	FSL	.189	59	62	4	10	0	0	0	5	2	17	0	2	.194	.189	.363	0	1
2022	VAN	NWL	.216	291	337	40	63	13	3	6	23	40	92	10	3	.320	.344	.664	5	6
2023	VAN	NWL	.240	325	366	44	78	24	3	12	52	35	100	6	5	.322	.443	.765	5	1
2024	NH	EAS	.167	329	369	35	55	9	1	11	32	34	99	12	2	.249	.301	.550	2	4
2024	BUF	INT	.143	7	8	0	1	1	0	0	0	1	3	0	0	.250	.286	.536	0	0
2025	BLX	SOU	.207	430	486	58	89	17	4	16	67	39	131	6	7	.282	.377	.659	9	6
2025	NAS	INT	.162	37	43	4	6	2	0	0	2	4	15	3	0	.256	.216	.472	1	1

#### CAREER HIGHLIGHTS:

- Drafted by the Toronto Blue Jays in 2021, Round 15.
- Belted a career-high 16 homers in 2025 as part of the Biloxi Shuckers.

### Kala'i ROSARIO

Height: 6'0"      Bats: R      Birthdate: 7/2/2002  
 Weight: 205      Throws: R      School: Waiakea HS  
 Birthplace: Papaikou, HI  
 Acquired: 2020 MLB Draft, Round 5



Season	Team	League	AVG	AB	PA	R	H	2B	3B	HR	RBI	BB	SO	SB	CS	OBP	SLG	OPS	HBP	GIDP
2021	F-TWI	FCL	.277	188	208	32	52	10	4	5	40	19	66	4	0	.341	.452	.793	0	5
2022	FTM	FSL	.230	373	419	53	89	21	3	12	46	34	138	7	2	.320	.408	.728	11	5
2023	CR	MID	.252	445	530	71	112	27	3	21	94	75	157	2	2	.364	.467	.831	6	13
2024	FTM	FSL	.400	5	8	2	2	0	0	2	3	3	0	0	0	.625	1.600	2.225	0	0
2024	WCH	TEX	.235	264	299	36	62	19	1	8	34	32	91	3	0	.321	.405	.726	2	7
2025	WCH	TEX	.258	497	579	92	127	30	5	25	83	73	159	32	7	.358	.487	.845	7	7

#### CAREER HIGHLIGHTS:

- Led Wichita in Hits, RBI's, Runs, Doubles, Home Runs, Stolen Bases, and Walks in 2025.
- Twins MiLB.com Organizational All-Star, Midwest League Post-Season All-Star, Midwest League Most Valuable Player in 2023.
- Led Cedar Rapids in hits, doubles, home runs, and RBI in 2023.
- Currently ranked the #29 prospect in the Twins system.



# 2026 WIND SURGE ROSTER

## OUTFIELDERS

### Hendry MENDEZ

Height: 6'3"      Bats: L      Birthdate: 11/07/2003  
 Weight: 175      Throws: L      School: N/A  
 Birthplace: Santo Domingo, DR  
 Acquired: 2025 Trade with the Philadelphia Phillies



Season	Team	League	AVG	AB	PA	R	H	2B	3B	HR	RBI	BB	SO	SB	CS	OBP	SLG	OPS	HBP	GIDP
2021	D-BW1	DSL	.298	54	64	10	18	5	1	1	9	7	2	0	0	.391	.481	.872	2	1
2021	A-BRB	ACL	.333	63	74	6	21	4	2	0	10	10	10	3	1	.425	.460	.885	0	0
2022	CAR	CAR	.244	377	448	47	92	11	1	5	39	62	70	7	8	.357	.318	.675	5	8
2023	A-BRW	ACL	.600	15	15	5	9	3	0	0	5	0	0	0	1	.600	.800	1.400	0	0
2023	WIS	MID	.236	233	257	29	55	8	2	3	25	23	40	0	1	.307	.326	.633	1	4
2024	JS	SAL	.284	317	373	49	90	19	3	3	41	52	52	3	0	.386	.391	.777	2	9
2025	REA	EAS	.290	297	349	44	86	13	3	8	46	40	44	6	1	.374	.434	.808	4	4
2025	WCH	TEX	.324	111	142	24	36	3	1	3	16	27	21	4	3	.461	.450	.911	2	3

#### CAREER HIGHLIGHTS:

- Currently the #12 ranked prospect in the Twins System.
- Hit .323 in 33 games with Wichita in 2025.
- EAS Post-Season All-Star in 2025.
- Traded to the Twins in 2025 along with RHP Germey Villoria in exchange for OF Harrison Bad-er.



# 2026 COACHING STAFF

## MANAGER NICO GIARRATANO

**Nico Giarratano** takes the helm as manager of the Wind Surge in 2026, taking over for Brian Dinkelman, who was promoted to manage the Minnesota Twins Class AAA club, the St. Paul Saints, following one season in Wichita. Giarratano, who is entering his fourth year with the Twins organization, arrives in Wichita after leading the Florida Complex League Twins to a 39-20 record and a division title in 2025. He spent the 2023 and 24 seasons as a development coach at the Twins Florida Complex. Before joining the Twins organization, Giarratano broke into coaching managing the Seattle Mariners' Dominican Summer League team in 2022. Prior to coaching, he played collegiately at the University of San Francisco and was selected by the San Francisco Giants in the 24th round of the 2017 MLB First-Year Player Draft. He went on to play three seasons in the Giants' system, reaching High-A. He wrapped up his playing career with Durango of the Mexican League in 2021, hitting .249 (45-for-181) with eight doubles, one home run, 21 RBI and 17 runs scored in 61 games.



## HITTING COACHES

**Andrew Cresci** returns to Wichita for a second season. Last season with the Surge, the team led the league in home runs and runs scored and finished second in the league in batting average. Prior to 2025 he spent three seasons in the Houston Astros organization. He has been a hitting trainer at Driveline, and is the hitting coordinator for the Italian Softball Federation.

**Julian Gonzalez** enters his second season with the Twins organization and his fourth season in professional baseball, spending three seasons in Baltimore Orioles organization before joining Minnesota. Gonzalez was the Hitting and Development coach for the Cedar Rapids Kernels in 2025, helping them to a first half division title and playoff appearance.

## PITCHING COACHES

**Jesus Sanchez** enters his fourth season with the Twins organization and second season with Double-A Wichita. Last season he spearheaded a Wind Surge pitching staff that finished with the fewest walks and third lowest ERA in the Texas League. A native of Venezuela, he racked up 410 strikeouts over a 15-year minor league career from 2008-2022, making it as high as the Triple-A level.

**Stephen Ridings** will make his coaching debut this season. He wrapped up his pitching career last season pitching with Oklahoma City Comets in the Pacific Coast League in 2025. The eight-year professional baseball player made his MLB debut in 2021 with the New York Yankees and pitched in five career MLB games.

Athletic Trainers.....Taylor Carpenter and Asja Morello  
 Strength and Conditioning Coordinator.....Meagan Vota  
 Baseball Technology Coordinator.....Chase Carder



# HISTORICAL TIMELINE

1905-1933: Wichita plays host to a minor league team at a ballpark on Ackerman Island in the middle of the Arkansas River. The team shuffles through a variety of names, including the Wichita Jobbers, Witches, Izzies, Larks, Aviators and Oilers.



**BALLFIELD ON ACKERMAN ISLAND**

(Photo: WSU Libraries, Special Collections, and University Archives)

1933: The stadium on Ackerman Island burns down, and the island itself is eventually integrated into the river.

1934: A new stadium is constructed off the west bank of the Arkansas River with the purpose of launching a national tournament sponsored by Raymond Dumont. Dumont recruits Satchel Paige to participate in the first tournament in 1935 and he strikes out 60 batters and wins four games. Paige's Bismark Larks win the inaugural competition. This tournament, now known as the National Baseball Congress World Series, is still played annually in Wichita today.



**1935 BISMARCK LARKS, INCLUDING SATCHEL PAIGE**

Photo: University of North Dakota

1950-55: Affiliated baseball returns to Wichita with the expansion of the Class-A Western League. The Wichita Indians serve as the affiliate of the St. Louis Browns (1950, 1953), Cleveland Indians (1951-52), and Baltimore Orioles (1954-55).

Notable alumni include Don Larsen, responsible for the only perfect game in World Series history, and Bob Turley, the 1958 World Series MVP and AL Cy Young award winner.

1956-58: The Triple-A American Association's Toledo Sox relocate to Wichita as the Wichita Braves. The Braves serve as the Triple-A affiliate of the Milwaukee Braves for three seasons before the franchise transfers to Fort Worth following the 1958 seasons. Future Hall of Fame broadcaster Bob Uecker plays two games with the franchise in 1957.

1970-84: The Wichita Aeros are added as an expansion franchise in the Triple-A American Association in 1970. Over their 15 year history, the Aeroes were affiliated with the Cleveland Indians (1970-71), Chicago Cubs (1972-80), Texas Rangers (1981), Montreal Expos (1982-83) and Cincinnati Reds (1984). The franchise is transferred to Buffalo, New York following the 1984 season. Alumni include hall of fame relief pitchers Lee Smith and Bruce Sutter.




**WICHITA AEROS LOGO**



# HISTORICAL TIMELINE

1987-2007: Following the 1986 season, the Texas League's Beaumont Golden Gators, the Double-A affiliate of the San Diego Padres, are sold and relocate to Wichita as the Wichita Pilots. After two seasons, the franchise rebrands as the Wichita Wranglers. The Wranglers serve as Padres AA affiliate until 1994 before affiliating with the Kansas City Royals from 1995-2007. After the 2007 campaign, the team relocates to Springdale, Arkansas as the Northwest Arkansas Naturals. The Wranglers won Texas League Championships in 1987, 1992, and 1999. Pilots/Wranglers Alumni include MLB All-Stars Roberto Alomar, Johnny Damon, Zack Grienke, Alex Gordon and Carlos Beltran.



**JOHNNY DAMON**  
(Photo: Kansas Baseball Hall of Fame)

2008-2018: Following the departure of the Wranglers for Arkansas, the Wichita Wingnuts join the now independent American Association as an expansion franchise. Over their 11 season history, the Wingnuts win eight division championships and capture the league title in 2014. After the 2018 season, the city of Wichita pays the franchise 2.2 million dollars to buy out the rest of their lease at Lawrence-Dumont Stadium to make way for the construction of what is now Equity Bank Park.

September 2018: The City of Wichita Approves \$75 Million in funding for a new ballpark to replace Lawrence-Dumont Stadium, and the Triple-A New Orleans Babycakes of the Pacific Coast League submit a request to move to Wichita.

November 2018: Lawrence Dumont Stadium is Demolished.



**LAWRENCE-DUMONT STADIUM**  
Photo: The Hutchinson News

February 14, 2019: Groundbreaking for the construction of the new ballpark.

August 7, 2019: Topping out ceremony to celebrate the placement of the final steel beam on the foundation of the new ballpark.

September 2, 2019: The New Orleans Babycakes, the PCL franchise slated to relocate to Wichita, defeat the Oklahoma City Dodgers in their final game.

November 13, 2019: The new MiLB franchise in Wichita is officially named the Wichita Wind Surge.

March 12, 2020: Minor League Baseball announces it would delay the start of the upcoming 2020 season due to the coronavirus.

April 9, 2020: The Surge's first scheduled game at Round Rock is cancelled due to the pandemic.

April 14, 2020: The Surge's scheduled home opener vs Memphis is cancelled due to the pandemic.



# HISTORICAL TIMELINE

June 30, 2020: Minor League baseball officially cancels the 2020 season.

July 29, 2020: Wind Surge owner Lou Schweheimer passes away due to complications from Covid-19.

December 9, 2020: Major League Baseball Announces that the Surge will join the Texas League as the Minnesota Twins' AA Affiliate.

April 10, 2021: The Wichita State Shockers defeat the Houston Cougars in the first baseball game played at Equity Bank Park.



**WICHITA ST. VS. HOUSTON, 4/10/21**

May 4, 2021: The Surge win their inaugural game at Springfield by a score of 2-0. Mark Contreras drives in the go-ahead run and Tom Hackimer is the winning pitcher.

May 11, 2021: The Surge lose in their first game at Equity Bank Park, falling 3-2 to Amarillo.

June 4, 2021: Jose Miranda hits a 481 foot walk-off Home Run to lift the Surge over Arkansas in 10 innings.

July 27, 2021: The Surge score in every inning en route to an 18-8 win at Northwest Arkansas.

September 2, 2021: Three Arkansas pitchers combine to no-hit Wichita.

September 16, 2021: Wichita clinches the top seed in the AA Central Championship Series.

September 24, 2021: Northwest Arkansas finishes off a sweep of the AA Central Championship Series with a 6-2 Game 3 victory over Wichita.



**LOUIS VARLAND**

May 6, 2022: A pair of brother's face off on the mound as opposing starting pitchers: Wichita's Louis Varland vs. Tulsa's Gus Varland. Louis earns the bragging rights as the Surge win 7-2.

May 18, 2022: Spencer Steer belts a pinch hit walk-off home run to vault Wichita over Springfield 7-6.



**TREVOR LARNACH**

May 19, 2022: Twins outfielder Trevor Larnach becomes the first player on an MLB Rehab assignment to play for the Surge. He hit a 3-run home run.

July 13-16, 2022: Chris Williams hits a home run in four consecutive games for the Surge, all against Arkansas.



# HISTORICAL TIMELINE

July 14, 2022: Andrew Bechtold hits a 500 foot home run, setting the record at the time for the longest home run at Equity Bank Park.

July 17, 2022: Christian Encarnacion-Strand hits for the cycle in an 11-1 victory over Arkansas. It remains the only cycle in franchise history.



**CHRISTIAN ENCARNACION-STRAND**

August 6, 2022: NL All-Star Fernando Tatis Jr. plays against the Wind Surge with San Antonio, the Padres AA affiliate. He goes 0-2 with two walks and a strikeout.

August 7, 2022: Wind Surge manager Ramon Borrego notches his 500th career victory in a 2-1 win over Arkansas.

August 14, 2022: Will Holland hits the first ever inside the park home run for the Surge in a 10-4 win over Corpus Christi.

August 19, 2022: Daniel Gossett pitches a complete game no-hitter against Tulsa. To date this is both the only complete game and no-hitter in Wind Surge history.



**DANIEL GOSSETT AFTER HIS NO-HITTER**

August 31, 2022: Former NL All-Star Jack Flaherty starts against Wichita on a rehab assignment with Springfield, pitching 6.2 innings giving up 3 runs and striking out nine.

September 13, 2022: Wind Surge clinch the second-half division title and a playoff berth with a 3-1 win against Midland.

September 20, 2022: Wichita notches its first ever playoff victory with a 17-1 throttling of Tulsa in Game 1 of the Texas League Division Series.

September 22, 2022: Wind Surge complete a sweep of Tulsa to advance to the Texas League Championship Series.



**WICHITA CELEBRATES AFTER ADVANCING TO THE TLCS**

September 27, 2022: Frisco completes a two game sweep over Wichita in the Texas League Championship Series with a 7-5 victory.

December 5th, 2022: CBI sells the Wichita Wind Surge to Diamond Baseball Holdings.

January 4th, 2023: DBH announces Jay Miller will return as President of the Wind Surge after a previous stint in the role from 2019-20.



# HISTORICAL TIMELINE

May 7, 2024: Carson McCusker becomes the first Wind Surge player to hit three home runs in a game as part of a 5 hit, 6 RBI effort. The last of his home runs travels 504 feet, setting the mark for longest home run in Equity Bank Park history.



**CARSON MCCUSKER**

May 7-12, 2024: Wichita draws 35,381 fans through the gates for a six game series against Arkansas, the most in a six game homestand in franchise history.

May 28-31, 2024: Wind Surge manager Ramon Borrego is ejected from three consecutive games against Springfield.

August 2, 2024: The Surge welcome their one millionth fan in franchise history into Equity Bank Park.

September 14, 2024: Jake Rucker picks up his 226th career hit in a Wind Surge Uniform to set the mark for most hits in franchise history.

June 5, 2025: Aaron Sabato becomes the new Wind Surge all-time home run leader, hitting his 33rd Wind Surge round tripper in a 10-8 victory over NW Arkansas. Sabato finished 2025 with 36 total home runs with Wichita.



**THE SURGE'S ONE MILLIONTH FAN**

June 25, 2025: Kala'i Rosario hits for the second cycle in franchise history powering the surge past Springfield 10-1.

July 3, 2025: The Surge set a new franchise record for stolen bases in a game, swiping 9 bags in a 10-6 win vs Tulsa.

July 6, 2025: Wichita overcomes a 7-run deficit on its way to defeating Tulsa 15-13. It is the largest comeback win in franchise history.

July 22, 2025: Kyler Fedko becomes the first player in Wind Surge history with a 20 homer/20 stolen base season, blasting his 19th and 20th home runs of the year at home against Frisco. He would later be joined in the 20/20 club by Kala'i Rosario, who hit his 20th home run on August 20. Fedko would finish with 20 homers and 26 stolen bases at the AA level, and Rosario finished with 25 dingers and 32 thefts.

August 28, 2025: Kala'i Rosario blasts a walk off grand slam to vault Wichita over Arkansas.

September 2, 2025: With his 25th home run of the year, Kalai'i Rosario becomes Wichita's single season home run leader, eclipsing Yunior Severino's 24 dingers in 2023.

September 6, 2025: Ben Ross caps off Wichita's home slate with a walk off homer, securing the Propeller Series crown for the Surge for the second time in its five year history.



# THROUGH THE YEARS

## YEAR BY YEAR RECORDS

YEAR	RECORD	WIN %	PLACE	GB	1ST HALF	2ND HALF
*2021	69-51	.575	1st	--	N/A	N/A
*2022	78-59	.569	1st	--	35-33 (3rd)	43-26 (1st)
2023	64-73	.467	4th	8.5	28-40 (5th)	36-33 (2nd)
2024	58-80	.420	5th	22.5	31-38 (5th)	27-42 (5th)
2025	76-62	.551	2nd	12.0	37-32 (2nd)	39-30 (3rd)
<b>ALL TIME</b>	<b>345-325</b>	<b>.514</b>				

## ALL TIME REGULAR SEASON RECORD VS OPPONENTS

TEXAS LEAGUE NORTH	HOME	AWAY	OVERALL
Arkansas	33-21	25-17	58-38
NW Arkansas	27-27	28-25	55-52
Springfield	30-27	26-31	56-58
Tulsa	35-34	21-36	56-70
TEXAS LEAGUE SOUTH	HOME	AWAY	OVERALL
Amarillo	5-7	10-14	15-21
Corpus Christi	10-2	13-11	23-13
Frisco	14-10	12-11	26-21
Midland	20-10	18-12	38-22
San Antonio	8-16	10-14	18-30
<b>OVERALL</b>	<b>182-154</b>	<b>163-171</b>	<b>345-325</b>

## SITUATIONAL RECORDS

SITUATION	2021	2022	2023	2024	2025	ALL TIME
Vs RHP (Starter)	45-37	60-43	57-61	41-65	48-44	251-250
Vs LHP (Starter)	24-14	18-17	7-12	17-15	27-18	93-76
Extra Inning Games	5-4	11-6	6-4	7-9	2-6	31-29
One Run Games	20-17	23-23	19-20	16-33	12-20	90-113
Shutouts	8-6	8-7	5-6	3-7	13-5	37-31
Surge Score 5+ Runs	54-12	61-9	44-23	40-20	60-14	259-78
Surge Score First	41-20	54-15	42-34	40-30	47-15	218-114
Surge Hit a HR	51-23	59-33	49-38	35-43	51-36	245-173
Surge Hit 2+ HR	29-10	41-10	31-17	17-14	38-13	156-64
Day Games	14-7	13-10	11-16	13-12	19-16	70-61
Night Games	54-44	65-49	53-57	46-68	57-46	275-264
Series Openers	12-8	12-12	13-11	5-20	17-8	59-59
Series Finales	14-6	14-10	11-13	14-11	15-10	68-50
Lead After 7 Innings	54-5	64-4	47-8	49-10	64-7	278-34
Trail After 7 Innings	5-38	4-47	1-61	5-60	6-41	21-247
White Jerseys	23-19	15-14	14-22	15-14	23-10	90-79
Grey Jerseys	23-18	14-11	10-10	5-10	0-2	52-51
Red Jerseys	21-14	36-26	27-30	13-17	16-13	113-100
Navy Jerseys	--	--	--	19-25	24-29	43-54
Turbo Tubs	--	7-4	6-5	0-4	3-2	16-15
Tumba Vacas	--	2-3	4-0	1-3	4-2	11-8



# WIND SURGE RECORDS

## WIND SURGE FRANCHISE FIRSTS

First Game.....	5/4/21 @ Springfield
First Win.....	5/4/21 @ Springfield
First Home Game.....	5/11/21 vs Amarillo
First Home Win.....	5/12/21 vs Amarillo
First Series Win.....	5/4/21-5/9/21, win 5 of 6 Games @ Springfield
First Series Sweep.....	7/12/22-7/17/22 6 Games vs Arkansas
First Pitch Thrown.....	Josh Winder, Strike, 5/4/21 @ Springfield
First Plate Appearance.....	Gilberto Celestino, 5/4/21 @ Springfield
First Hit.....	Gilberto Celestino, Single, 5/4/21 @ Springfield
First Extra-Base Hit.....	Jimmy Kerrigan, Triple 5/4/21 @ Springfield, 2nd Inning
First Double.....	Jermaine Palacios, 5/4/21 @ Springfield, 6th Inning
First Home Run.....	Jose Miranda, 5/5/21 @ Springfield
First Cycle.....	Christian Encarnacion-Strand, 7/17/22 vs Arkansas
First Grand Slam.....	Aaron Whitefield, 5/6/21 @ Springfield
First Pinch Hit Home Run.....	Spencer Steer, 5/19/22 vs Springfield
First Walk-Off Home Run.....	Gilberto Celestino, 5/29/21 vs Springfield



**GILBERTO CELESTINO**



**AARON WHITEFIELD**

First Inside the Park Home Run.....	Will Holland, 8/14/22 vs Corpus Christi
First Run Scored.....	Damek Tomscha, 5/4/21 @ Springfield, 8th Inning
First RBI.....	Mark Contreras, 5/4/21 @ Springfield, 8th Inning
First Walk (Batter).....	Jose Miranda, 5/4/21 @ Springfield, 1st Inning
First Stolen Base.....	Aaron Whitefield, 5/4/21 @ Springfield, 9th Inning
First Win (P).....	Tom Hackimer, 5/4/21 @ Springfield
First Complete Game.....	Daniel Gossett, 8/19/22 vs Tulsa
First No Hitter.....	Daniel Gossett, 8/19/22 vs Tulsa
First Save.....	Yennier Cano, 5/4/21 @ Springfield
First Strikeout (Pitcher).....	Josh Winder, 5/4/21 @ Springfield
First Outfield Assist.....	Aaron Whitefield (7-2), 5/4/21 @ Springfield
First Double Play Turned.....	Jermaine Palacios-Jose Miranda-Damek Tomscha (6-4-3), 5/5/21 @ Springfield
First Player Ejected.....	Peter Mooney, 5/30/21 vs Springfield
First Player Promoted.....	Jimmy Kerrigan, Promoted to St. Paul on 5/9/21
First Major League Rehab Assignment.....	Trevor Larnach, May 2022
First Wind Surge Alumnus in MLB.....	Gilberto Celestino, Made MLB Debut 6/2/21



# WIND SURGE RECORDS

## TEAM SINGLE SEASON GENERAL RECORDS

Most Wins.....	78, 2022
Most Losses.....	80, 2024
Highest Winning Percentage.....	.575, 2021
Lowest Winning Percentage.....	.420, 2024
Most Home Wins.....	44, 2025
Most Home Losses.....	39, 2024
Most Away Wins.....	35, 2021 & 2022
Most Away Losses.....	41, 2024
Highest Run Differential.....	115, 2025
Lowest Run Differential.....	-49, 2023
Most Extra Inning Games.....	17, 2022
Most Extra Inning Wins.....	11, 2022
Most Extra Inning Losses.....	9, 2024
Most Wins vs One Team.....	16, Springfield, 2021
Most Losses vs One Team.....	19, Springfield, 2024
Most Players Used.....	65, 2022
Fewest Players Used.....	50, 2024
Most Pitchers Used.....	37, 2021
Fewest Pitchers Used.....	30, 2025
Most Consecutive Wins.....	8, 4/27/22-5/7/22 & 8/26/25-9/4/25
Most Consecutive Losses.....	9, 4/7/24-4/17/24
Most Shutout Wins.....	13, 2025
Most Shutout Losses.....	8, 2022

## TEAM SINGLE SEASON BATTING RECORDS

Highest Batting Average.....	.261, 2022
Lowest Batting Average.....	.231, 2024
Highest On Base Percentage.....	.356, 2022
Highest Slugging Percentage.....	.429, 2025
Most Runs Scored.....	729, 2022
Fewest Runs Scored.....	623, 2024
Most Games Scoring 10+ Runs.....	19, 2022
Most Hits.....	1,192, 2023
Fewest Hits.....	1,038, 2021
Most Doubles.....	240, 2024
Most Triples.....	32, 2023
Most Home Runs.....	171, 2025
Fewest Home Runs.....	123, 2024
Most Grand Slams.....	8, 2025
Most Extra Base Hits.....	423, 2025
Most Stolen Bases.....	211, 2023
Fewest Stolen Bases.....	123, 2021



# WIND SURGE RECORDS

## TEAM SINGLE SEASON BATTING RECORDS CONT.

Most Times Caught Stealing.....	68, 2023
Fewest Times Caught Stealing.....	40, 2025
Most Walks.....	613, 2022 & 2025
Fewest Walks.....	458, 2021
Most Strikeouts.....	1,320, 2023
Fewest Strikeouts.....	1,106, 2025
Most Sacrifice Flies.....	42, 2021
Most Double Plays Hit Into.....	95, 2022

## TEAM SINGLE SEASON PITCHING RECORDS

Lowest ERA.....	3.95, 2025
Highest ERA.....	5.06, 2023
Lowest WHIP.....	1.31, 2024 & 2025
Highest WHIP.....	1.44, 2023
Most Shutouts.....	13, 2025
Fewest Shutouts.....	3, 2024
Fewest Runs Allowed.....	577, 2021
Most Runs Allowed.....	756, 2023
Most Saves.....	37, 2025
Most Blown Saves.....	31, 2022
Most Quality Starts.....	28, 2024
Most Home Runs Allowed.....	188, 2023
Fewest Home Runs Allowed.....	99, 2024
Most Strikeouts.....	1,311, 2022
Fewest Strikeouts.....	1,137, 2025
Most Walks.....	559, 2022
Fewest Walks.....	440, 2025
Most Hit Batsmen.....	83, 2023
Most Wild Pitches.....	105, 2022
Fewest Wild Pitches.....	68, 2021
Most Complete Games.....	1, 2022
Most Consecutive Shutout Innings.....	22.2, 8/2023

## TEAM SINGLE SEASON FIELDING RECORDS

Highest Fielding Percentage.....	.978, 2022
Lowest Fielding Percentage.....	.975, 2021
Most Errors.....	116, 2025
Fewest Errors.....	104, 2021
Most Double Plays.....	102, 2025
Fewest Double Plays.....	71, 2022
Most Passed Balls.....	24, 2024
Fewest Passed Balls.....	10, 2023



# WIND SURGE RECORDS

## TEAM SINGLE GAME GENERAL RECORDS

Longest Time of Game.....	4:28, 8/5/21 vs Midland (10 innings)
Longest Time of a 9 Inning Game.....	4:01, 2x
Shortest time of Game.....	1:19, 8/9/23 @ NW Arkansas (5 innings)
Shortest Time of a 9 inning Game.....	1:56, 8/19/22 vs Tulsa
Largest Margin of Victory.....	14, 2x
Largest Margin of Defeat.....	11, 3x
Largest Home Crowd.....	10,442, 9/16/23 vs Midland
Largest Road Crowd.....	8,982, 8/27/22 @ Frisco
Smallest Home Crowd.....	1,716, 8/14/22 vs Corpus Christi
Smallest Road Crowd.....	1,503, 5/9/21 @ Springfield
Coldest Home First Pitch Temperature.....	45 degrees, 4/15/23 vs NW Arkansas
Warmest Home First Pitch Temperature.....	110 degrees, 8/19/23 vs Springfield

## TEAM SINGLE GAME BATTING RECORDS

Most Runs Scored In a Game.....	18, 7/27/21 @ NW Arkansas
Most Runs Scored In an Inning.....	10, 8/16/22, 6th Inning vs Tulsa & 8/3/25, 9th Inning @ Amarillo
Most Hits In a Game.....	23, 7/27/21 @ NW Arkansas
Fewest Hits in a Game.....	0, 9/2/21 @ Arkansas
Most Hits in an Inning.....	11, 7/16/23, 5th Inning vs Springfield
Most Doubles in a Game.....	7, 3x
Most Triples in a Game.....	2, 4x
Most Home Runs in a Game.....	7, 3x
Most RBI in a Game.....	17, 8/16/22 vs Tulsa
Most Runners LOB in a Game.....	15, 8/17/21 @ Springfield
Most Walks in a Game.....	15, 8/17/22 vs Tulsa
Most Strikeouts in a Game.....	18, 7/4/23 @ Tulsa
Most Stolen Bases in a Game.....	9, 7/3/25 @ Tulsa
Most HBP in a Game.....	4, Many

## TEAM SINGLE GAME PITCHING RECORDS

Most Runs Allowed In a Game.....	19, 7/26/23 vs Frisco
Most Runs Allowed in an Inning.....	10, 9/9/21, 2nd inning @ NW Arkansas
Most Hits Allowed in A Game.....	19, 4x
Most Hits Allowed in an Inning.....	9, 7/25/23 vs Frisco
Most Strikeouts in a Game.....	20, 8/16/22 vs Tulsa
Most Walks Allowed in a Game.....	11, 2x
Most Home Runs Allowed in a Game.....	6, 2x
Most Stolen Bases Allowed in a Game.....	8, 8/6/24 @ Corpus Christi
Most Balks in a Game.....	3, 2x

## TEAM SINGLE GAME FIELDING RECORDS

Most Errors in a Game.....	6, 8/4/23 vs Tulsa
Most Errors by an Opposing Team in a Game.....	7, 5/11/23 Vs Frisco



# WIND SURGE RECORDS

## INDIVIDUAL SINGLE GAME BATTING RECORDS

Most Hits in a Game.....	5, 6x, Most Recently Ricardo-Olivar on 7/31/24 vs NWA
Most Doubles in a Game.....	4, DaShawn Keirsej Jr, 7/12/22 vs Arkansas
Most Triples in a Game.....	2, Willie Joe Garry Jr, 8/8/2023 at NW Arkansas
Most Home Runs in a Game.....	3, Carson McCusker, 5/7/2024 vs Arkansas
Most Runs in a Game.....	5, Carson McCusker, 5/7/2024 vs Arkansas
Most Stolen Bases in a Game.....	4, Austin Martin, 4/25/2022 at NW Arkansas
Most Walks in a Game.....	4, Many
Most Strikeouts in a Game.....	4, Many

## INDIVIDUAL SINGLE GAME PITCHING RECORDS

Most Runs Allowed in a Game.....	10, Pierson Ohl, 7/7/24 @ NW Arkansas
Most Earned Runs Allowed in a Game.....	8, 3x, Most Recently Chad Donato on 7/25/23 vs Frisco
Most Hits Allowed in a Game.....	11, Carlos Luna, 8/19/23 vs Springfield
Fewest Hits Allowed in a Game (SP).....	0, Daniel Gossett, 8/19/22 vs Tulsa
Most Home Runs Allowed in a Game.....	5, Brett Headrick, 7/23/22 at Tulsa
Most Strikeouts in a Game.....	11, Jordan Balazovic, 7/15/21 vs Tulsa
Most Walks Allowed in a Game.....	6, 2x, Most Recently Rafael Marcano on 4/16/24 vs Tulsa
Most Innings Pitched (SP).....	9.0, Daniel Gossett, 8/19/22 vs Tulsa
Most Innings Pitched (RP).....	5.1, Jaylen Nowlin, 5/10/24 vs Arkansas
Fewest Innings Pitched (SP).....	0.0, 2x, Most Recently Marco Raya on 8/4/23 vs Tulsa
Most Balks.....	2, Many

## WIND SURGE LEADOFF HOME RUNS

Jose Miranda.....	6/13/21 vs Springfield
Jose Miranda.....	6/15/21 vs Springfield
Jose Miranda.....	6/22/21 @ Midland
Spencer Steer.....	7/6/21 vs NW Arkansas
Spencer Steer.....	7/22/21 vs Arkansas
BJ Boyd.....	7/31/21 @ NW Arkansas
Matt Wallner.....	6/21/22 vs San Antonio
Matt Wallner.....	7/4/22 vs Amarillo
Matt Wallner.....	7/10/22 vs Amarillo
Edouard Julien.....	7/30/22 vs Corpus Christi
Edouard Julien.....	8/13/22 vs Corpus Christi
Yoyner Fajardo.....	4/14/23 vs NW Arkansas
DaShawn Keirsej Jr.....	6/16/23 @ Midland
Brooks Lee.....	6/28/23 vs NW Arkansas
Yoyner Fajardo.....	8/6/23 vs Tulsa
Emmanuel Rodriguez.....	4/12/24 @ Springfield
Kala'i Rosario.....	5/25/24 vs San Antonio
Emmanuel Rodriguez....	5/26/24 vs San Antonio
Luke Keaschall.....	6/13/24 vs Midland

Luke Keaschall.....	7/9/24 @ Springfield
Luke Keaschall.....	7/11/24 @ Springfield
Luke Keaschall.....	7/26/24 @ Amarillo
Tanner Schobel.....	5/1/25 @ Frisco
Tanner Schobel.....	5/31/25 vs Tulsa

### LUKE KEASCHALL





# WIND SURGE RECORDS

## INDIVIDUAL SINGLE SEASON BATTING RECORDS

Highest Batting Average (Min 300 PA).....	.306, Roy Morales, 2021
Highest On Base Percentage (Min 300 PA).....	.441, Edouard Julien, 2022
Highest Slugging Percentage (Min 300 PA).....	.560, Yunion Severino, 2023
Most Hits.....	143, Yoyner Fajardo, 2023
Most Doubles.....	31, Brooks Lee, 2023
Most Triples.....	8, Yoyner Fajardo, 2023
Most Home Runs.....	25, Kala'i Rosario, 2025
Most RBI.....	83, Kala'i Rosario, 2025
Most Extra Base Hits.....	60, Kala'i Rosario, 2025
Most Runs Scored.....	92, Kala'i Rosario, 2025
Most Stolen Bases.....	50, Yoyner Fajardo, 2023
Most Times Caught Stealing.....	13, Yoyner Fajardo, 2023
Most Strikeouts.....	159, Kala'i Rosario, 2025
Fewest Strikeouts (Min 300 PA).....	43, Jake Rucker, 2025
Most Walks.....	98, Edouard Julien, 2022
Most Intentional Walks.....	5, Matt Wallner, 2022
Most Hit by Pitches.....	21, Austin Martin, 2022
Most Sacrifice Flies.....	8, Ben Ross, 2025
Most Sacrifice Hits.....	3, Daniel Ozoria, 2022
Most Total Bases.....	242, Kala'i Rosario, 2025

## INDIVIDUAL SINGLE SEASON PITCHING RECORDS

Lowest Earned Run Average (Min 75 IP).....	2.43, Mike Paredes, 2025
Lowest WHIP (Min 75 IP).....	0.95, Pierson Ohl, 2023
Most Wins.....	11, Mike Paredes, 2025
Most Losses.....	10, Travis Adams, 2023
Most Saves.....	7, Austin Schulfer, 2022 & Mike Paredes, 2025
Most Holds.....	8, John Stankiewicz, 2025
Most Games Started.....	25, Travis Adams, 2023
Most Appearances.....	46, Steven Cruz, 2022
Most Innings Pitched.....	110, Austin Schulfer, 2021
Most Earned Runs Allowed.....	69, Travis Adams, 2023
Fewest Earned Runs Allowed (Min 75 IP).....	22, Cole Sands, 2021
Most Strikeouts.....	130, Chris Vallimont, 2023
Most Walks.....	61, Chris Vallimont, 2021
Fewest Walks (Min 75 IP).....	13, Pierson Ohl, 2023
Most Home Runs Allowed.....	30, Carlos Luna, 2023
Fewest Home Runs Allowed (Min 75 IP).....	6, Cole Sands, 2021 & John Klein, 2025
Most Hit Batsmen.....	9, Austin Schulfer, 2021

## INDIVIDUAL SINGLE SEASON FIELDING RECORDS

Most Errors.....	18, Austin Martin, 2022
Most Outfield Assists.....	9, Matt Wallner, 2022



# WIND SURGE RECORDS

## INDIVIDUAL CAREER BATTING RECORDS

Most Games Played.....	325, Jake Rucker, 2023-25
Most At Bats.....	1,172, Jake Rucker, 2023-25
Most Hits.....	293, Jake Rucker, 2023-25
Most Doubles.....	53, Jake Rucker, 2023-25
Most Triples.....	8, 2 tied: Yoyner Fajardo, 2023 & DaShawn Keirsej Jr, 2022-23
Most Total Bases.....	435, Jake Rucker, 2023-25
Most Home Runs.....	36, Aaron Sabato, 2022-25
Most Runs Batted In.....	167, Jake Rucker, 2023-25
Most Runs Scored.....	142, Jake Rucker, 2023-25
Most Extra Base Hits.....	88, Kala'i Rosario, 2024-25
Most Walks.....	110, Aaron Sabato, 2022-25
Most Strikeouts.....	280, Aaron Sabato, 2022-25
Most Stolen Bases.....	73, DaShawn Keirsej Jr, 2022-23
Most Times Caught Stealing.....	19, Jake Rucker, 2023-25
Most Hit by Pitches.....	31, Austin Martin, 2021-22
Most Sacrifice Flies.....	13, Ben Ross, 2023-25
Most Double Plays Hit Into.....	27, Jake Rucker, 2023-25

## INDIVIDUAL CAREER PITCHING RECORDS

Most Appearances.....	80, John Stankiewicz, 2024-25
Most Games Started.....	44, Travis Adams, 2023-24
Most Innings Pitched.....	255, Aaron Rozek, 2021-25
Most Wins.....	15, Pierson Ohl, 2023-25
Most Losses.....	17, Travis Adams, 2023-24
Most Saves.....	9, Cody Laweryson, 2022, 2024-25
Most Holds.....	14, John Stankiewicz, 2024-25
Most Strikeouts.....	235, Aaron Rozek, 2021-25
Most Walks.....	110, Jaylen Nowlin, 2023-25
Most Home Runs Allowed.....	32, Aaron Rozek, 2021-25
Most Hit Batsmen.....	16, Jaylen Nowlin, 2023-25
Most Wild Pitches.....	38, Jaylen Nowlin, 2023-25
Most Balks.....	6, Francis Peguero, 2022-23
Most Complete Games.....	1, Daniel Gossett, 2022
Most Shutouts.....	1, Daniel Gossett, 2022

## INDIVIDUAL CAREER FIELDING RECORDS

Most Errors.....	30, Jake Rucker, 2023-25
Most Outfield Assists.....	11, DaShawn Keirsej Jr, 2022-23
Most Runners Caught Stealing.....	39, Noah Cardenas, 2024-25
Most Passed Balls.....	21, Andrew Cossetti, 2024-25



# TOP 5 SEASON HIGHS

## BATTING

### Batting Average (Min 300 PA)

1. Roy Morales.....	.306, 2021
T-2. Yoyner Fajardo.....	.305, 2023
T-2. DaShawn Keirsej Jr.....	.305, 2023
4. Edouard Julien.....	.300, 2022
5. Brooks Lee.....	.292, 2023

### Hits

1. Yoyner Fajardo.....	143, 2023
2. Kala'i Rosario.....	127, 2025
3. Jake Rucker.....	122, 2024
4. Edouard Julien.....	120, 2022
5. DaShawn Keirsej Jr.....	115, 2022

### Doubles

1. Brooks Lee.....	31, 2023
2. Kala'i Rosario.....	30, 2025
T-3. DaShawn Keirsej Jr.....	26, 2022
T-3. Carson McCusker.....	26, 2024
T-5. Andrew Bechtold.....	23, 2021
T-5. Yoyner Fajardo.....	23, 2023
T-5. Jake Rucker.....	23, 2024

### Triples

1. Yoyner Fajardo.....	8, 2023
T-2. Kala'i Rosario.....	5, 2025
T-2. DaShawn Keirsej Jr.....	5, 2023
4. 4 tied.....	4

### Home Runs

1. Kala'i Rosario.....	25, 2025
2. Yunior Severino.....	24, 2023
3. Matt Wallner.....	21, 2022
T-4. Kyler Fedko.....	20, 2025
T-4. Alex Isola.....	20, 2023

### Runs Batted In

1. Kala'i Rosario.....	83, 2025
2. Jake Rucker.....	68, 2024
3. Edouard Julien.....	67, 2022
T-4. Carson McCusker.....	64, 2024
T-4. Matt Wallner.....	64, 2022

### Runs Scored

1. Kala'i Rosario.....	92, 2025
2. Edouard Julien.....	77, 2022
3. Yoyner Fajardo.....	75, 2023
4. Jermaine Palacios.....	69, 2021
5. Tanner Schobel.....	67, 2024

### Stolen Bases

1. Yoyner Fajardo.....	50, 2023
2. DaShawn Keirsej Jr.....	42, 2024
3. Aaron Whitefield.....	36, 2021
4. Austin Martin.....	34, 2022
5. Kala'i Rosario.....	32, 2025

## PITCHING

### Innings Pitched

1. Austin Schulfer.....	110.0, 2021
2. Travis Adams.....	109.2, 2023
3. Travis Adams.....	108.0, 2024
4. Kody Funderburk.....	107.0, 2022
5. Louie Varland.....	105.0, 2022

### Appearances

1. Steven Cruz.....	46, 2022
2. Taylor Floyd.....	44, 2024
3. John Stankewicz.....	41, 2024
4. Hunter McMahon.....	40, 2023
T-5. Jaylen Nowlin.....	39, 2025
T-5. Alex Scherff.....	39, 2023
T-5. John Stankewicz.....	39, 2025

### ERA (Min 75 IP)

1. Aaron Rozek.....	2.19, 2024
2. Mike Paredes.....	2.43, 2025
3. Cole Sands.....	2.46, 2021
4. Pierson Ohl.....	2.69, 2023
5. Kody Funderburk.....	2.94, 2022

### Wins

1. Mike Paredes.....	11, 2025
2. Kody Funderburk.....	10, 2022
3. Zach Neff.....	8, 2021
T-4. Pierson Ohl.....	7, 2023
T-4. John Klein.....	7, 2025
T-4. Louie Varland.....	7, 2022

### Saves

T-1. Mike Paredes.....	7, 2025
T-1. Austin Schulfer.....	7, 2022
T-2. Jordan Gore.....	6, 2021
T-2. Cody Laweryson.....	6, 2025
T-2. Ryan Mason.....	6, 2021

### Strikeouts

1. Chris Vallimont.....	130, 2021
2. Louie Varland.....	119, 2022
3. Travis Adams.....	109, 2024
4. Austin Schulfer.....	105, 2021
5. David Festa.....	104, 2023

### Walks

1. Chris Vallimont.....	61, 2021
2. Austin Schulfer.....	49, 2021
3. Jaylen Nowlin.....	48, 2024
T-4. Kody Funderburk.....	44, 2022
T-4. Marco Raya.....	44, 2024



**KODY FUNDERBURK**



# TOP 5 CAREER HIGHS

## BATTING

### Games Played

1. Jake Rucker.....	325, 2023-25
2. Ben Ross.....	253, 2023-25
3. Aaron Sabato.....	224, 2022-25
4. Tanner Schobel.....	220, 2023-25
5. DaShawn Keirsej Jr.....	212, 2022-23

### Hits

1. Jake Rucker.....	293, 2023-25
2. DaShawn Keirsej Jr.....	225, 2022-23
3. Tanner Schobel.....	195, 2023-25
T-4. Alex Isola.....	189, 2022-24
T-4. Kala'i Rosario.....	189, 2024-25

### Doubles

1. Jake Rucker.....	53, 2023-25
2. Kala'i Rosario.....	49, 2024-25
3. Aaron Sabato.....	48, 2022-25
4. DaShawn Keirsej Jr.....	43, 2022-23
5. Tanner Schobel.....	38, 2023-25

### Triples

T-1. Yoyner Fajardo.....	8, 2023
T-1. DaShawn Keirsej Jr.....	8, 2022-23
3. Jake Rucker.....	7, 2023-25
T-4. Kala'i Rosario.....	6, 2024-25
T-3. Tanner Schobel.....	6, 2023-25

### Home Runs

1. Aaron Sabato.....	36, 2022-25
2. Kala'i Rosario.....	33, 2024-25
T-3. Andrew Bechtold.....	32, 2021-22
T-3. Alex Isola.....	32, 2022-24
T-3. Yunior Severino.....	32, 2022-23

### Runs Batted In

1. Jake Rucker.....	167, 2023-25
2. Aaron Sabato.....	122, 2022-25
3. Kala'i Rosario.....	117, 2024-25
4. Alex Isola.....	106, 2022-24
5. Ben Ross.....	102, 2023-25

### Runs Scored

1. Jake Rucker.....	142, 2023-25
2. Kala'i Rosario.....	128, 2024-25
3. Tanner Schobel.....	125, 2023-25
4. DaShawn Keirsej Jr.....	120, 2022-23
5. Ben Ross.....	113, 2023-25

### Stolen Bases

1. DaShawn Keirsej Jr.....	73, 2022-23
2. Yoyner Fajardo.....	50, 2023
3. Will Holland.....	41, 2022-23
4. Ben Ross.....	40, 2023-25
5. Austin Martin.....	39, 2021-22

## PITCHING

### Innings Pitched

1. Aaron Rozek.....	255.0, 2021-25
2. Pierson Ohl.....	228.0, 2023-25
3. Travis Adams.....	217.2, 2023-24
4. Jaylen Nowlin.....	186.2, 2023-25
5. Kody Funderburk.....	137.2, 2021-23

### Appearances

1. John Stankiewicz.....	80, 2024-25
2. Taylor Floyd.....	72, 2023-24
3. Jaylen Nowlin.....	69, 2023-25
4. Aaron Rozek.....	66, 2021-25
5. Alex Scherff.....	64, 2022-23

### Games Started

1. Travis Adams.....	44, 2023-24
2. Marco Raya.....	35, 2023-24
3. Aaron Rozek.....	33, 2021-25
3. Pierson Ohl.....	31, 2023-25
4. Chris Vallimont.....	27, 2021-22



TRAVIS ADAMS

### Wins

1. Pierson Ohl.....	15, 2023-25
T-2. Kody Funderburk.....	14, 2021-23
T-2. Aaron Rozek.....	14, 2021-25
4. Jaylen Nowlin.....	13, 2023-25
5. Mike Paredes.....	11, 2024-25

### Saves

1. Cody Laweryson.....	9, 2022, 2024-25
T-2. Jordan Gore.....	8, 2021-22
T-2. Miguel Rodriguez.....	8, 2023-24
T-4. Mike Paredes.....	7, 2024-25
T-4. Austin Schulfer.....	7, 2021-22

### Strikeouts

1. Aaron Rozek.....	235, 2021-25
2. Travis Adams.....	206, 2023-24
3. Jaylen Nowlin.....	191, 2023-25
4. Pierson Ohl.....	190, 2023-25
5. Chris Vallimont.....	150, 2021-22

### Walks

1. Jaylen Nowlin.....	110, 2023-25
2. Chris Vallimont.....	84, 2021-22
3. Travis Adams.....	71, 2023-24
4. Aaron Rozek.....	69, 2021-25
5. Marco Raya.....	58, 2023-24



# NOTABLE PERFORMANCES

## 5-HIT GAMES

Jose Miranda.....6/24/21 @ Midland  
 Spencer Steer.....7/27/21 vs NW Arkansas  
 DaShawn Keirse Jr.....7/12/22 vs Arkansas  
 DaShawn Keirse Jr.....7/26/23 vs Frisco  
 Carson McCusker.....5/7/24 vs Arkansas  
 Ricardo Olivar.....7/31/24 vs NW Arkansas

## MULTI-HR GAMES

Jose Miranda (2).....5/7/21 @ Springfield  
 Caleb Hamilton (2).....6/5/21 vs Arkansas  
 Jermaine Palacios (2).....6/16/21 vs Springfield  
 Jose Miranda (2).....6/20/21 vs Springfield  
 Andrew Bechtold (2).....7/6/21 vs NW Arkansas  
 Trey Cabbage (2).....8/6/21 vs Midland  
 BJ Boyd (2).....8/11/21 @ Tulsa  
 BJ Boyd (2).....8/14/21 @ Tulsa  
 BJ Boyd (2).....8/15/21 @ Tulsa  
 Matt Wallner (2).....4/30/22 @ Arkansas  
 Spencer Steer (2).....5/7/22 @ Tulsa  
 Jair Camargo (2).....6/1/22 vs Frisco  
 Matt Wallner (2).....6/21/22 vs San Antonio  
 Edouard Julien (2).....6/29/22 @ Springfield  
 Matt Wallner (2).....6/30/22 @ Springfield  
 Matt Wallner (2).....7/4/22 vs Amarillo  
 Chris Williams (2).....6/14/22 vs Arkansas  
 Chris Williams (2).....6/15/22 vs Arkansas  
 Christian Encarnacion-Strand (2).....6/15/22 vs ARK  
 Edouard Julien (2).....7/30/22 vs NW Arkansas  
 Yuniør Severino (2).....8/13/22 @ Midland  
 Jair Camargo (2).....9/22/22 @ Tulsa  
 Yuniør Severino (2).....4/25/23 vs Springfield  
 Yuniør Severino (2).....5/12/23 @ Frisco  
 Alerick Soularie (2).....6/11/23 @ San Antonio  
 Yuniør Severino (2).....6/28/23 vs NW Arkansas  
 Yuniør Severino (2).....7/29/23 vs Frisco  
 Dalton Shuffield (2).....8/5/23 vs Tulsa  
 Alex Isola (2).....8/13/23 vs Tulsa  
 Carson McCusker (3).....5/7/24 vs Arkansas  
 Jake Rucker (2).....6/8/24 @ Corpus Christi  
 Tanner Schobel (2).....7/11/24 @ Springfield  
 Tanner Schobel (2).....8/6/24 @ Corpus Christi  
 Jake Rucker (2).....8/21/24 @ Midland  
 Carson McCusker (2).....8/21/24 @ Midland  
 Tanner Schobel (2).....5/1/25 @ Frisco  
 Jorel Ortega (2).....5/18/25 vs Arkansas  
 Ricardo Olivar (2).....6/4/25 @ NW Arkansas  
 Aaron Sabato (2).....6/5/25 @ NW Arkansas  
 Andrew Cossetti (2).....6/10/25 vs Corpus Christi

## MULTI-HR GAMES CONT.

Kyler Fedko (2).....6/27/25 vs Springfield  
 Kala'i Rosario (2).....7/22/25 vs Frisco  
 Kyler Fedko (2).....7/22/25 vs Frisco  
 Andrew Cossetti (2).....7/29/25 vs Frisco  
 Ben Ross (2).....8/2/25 @ Amarillo  
 Jake Rucker (2).....8/8/25 vs NW Arkansas  
 Jose Salas (2).....8/17/25 @ Springfield  
 Kala'i Rosario.....8/29/25 vs. Arkansas

## CYCLE

Christian Encarnacion-Strand.....7/17/22 vs ARK  
 Kala'i Rosario.....6/25/25 vs Springfield

## INSIDE THE PARK HR

Will Holland.....8/14/22 vs Corpus Christi  
 Alex Isola (Walkoff).....7/16/23 vs Springfield  
 Nate Baez.....6/13/25 vs Corpus Chris-

## LONGEST HITTING STREAKS

Tanner Schobel (18 games).....5/9/25-5/31/25  
 Yuniør Severino (17).....8/16/23-9/15/23  
 DaShawn Keirse Jr. (13).....8/1/22-9/17/22  
 DaShawn Keirse Jr. (13).....6/8/23-6/22/23  
 Edouard Julien (13).....7/12/22-7/30/22  
 Gabby Gonzalez (13).....7/4/25-7/22/25  
 Alex Isola (12).....5/22/22-8/17/22  
 Chris Williams (12).....5/10/22-5/29/22  
 Yuniør Severino (12).....6/8/23-6/22/23  
 BJ Boyd (12).....7/30/21-8/17/21

## LONGEST ON BASE STREAKS

Edouard Julien (28 games).....7/6/22-8/11/22  
 Yoyner Fajardo (28).....8/10/23-9/15/23  
 Aaron Sabato (27).....5/3/25-6/11/25  
 Matt Wallner (26).....6/14/22-7/13/22  
 BJ Boyd (25).....7/14/21-8/17/21  
 Gabby Gonzalez (24).....6/20/25-7/22/25

## 3+ GAME HR STREAKS

Yuniør Severino (5 games).....7/25/23-7/29/23  
 Chris Williams (4).....7/13/22-7/16/22  
 Leo Cabrera (3).....5/11/22-5/24/22  
 Leo Cabrera (3).....8/18/21-8/21/21  
 BJ Boyd (3).....8/14/21-8/17/21  
 Trey Cabbage (3).....8/10/21-8/12/21  
 Alex Isola (3).....8/13/23-8/16/23  
 Aaron Sabato (3).....6/14/24-6/16/24  
 Kyler Fedko (3).....5/16/25-5/18/25



# NOTABLE PERFORMANCES

## SHUTOUTS

Josh Winder, Tom Hackimer, and Yennier Cano.....	5/4/21 @ Springfield
Austin Schulfer, Ryan Mason, and Tom Hackimer.....	5/12/21 vs Amarillo
Josh Winder, Alex Phillips, and Yennier Cano.....	5/14/21 vs Amarillo
Austin Schulfer, Jovani Moran, Alex Phillips, and Yennier Cano.....	5/23/21 @ Tulsa
Chris Vallimont and Jovani Moran.....	6/27/21 @ Midland
Jordan Balazovic, Ryan Mason, and Adam Lau.....	7/15/21 vs Tulsa
Chris Vallimont, Mitchell Osnowitz, and Adam Lau.....	7/22/21 @ Arkansas
Jordan Balazovic, Adam Lau, and Erik Manoah.....	8/21/21 @ Springfield
Simeon Woods Richardson, Tyler Viza, and Austin Schulfer.....	4/28/22 @ Arkansas
Matt Canterino, Ben Gross, and Austin Schulfer (7 innings).....	5/6/22 @ Tulsa
Louie Varland, Melvi Acosta, and Argenis Angulo.....	6/10/22 @ Arkansas
Simeon Woods Richardson, Brent Headrick, Francis Peguero, and Bryan Sammons....	8/5/22 @ SA
Daniel Gossett (NO HITTER).....	8/19/22 vs Tulsa
Cody Lawyerson, Francis Peguero, Ryan Horstman, Alex Phillips, and Steven Cruz..	8/24/22 @ FRI
Kody Funderburk, Steven Cruz, Alex Phillips, and Casey Legumina.....	9/7/22 vs NW Arkansas
Cody Lawyerson, Denny Bentley, and Casey Legumina.....	9/11/22 vs NW Arkansas
David Festa, Hunter McMahon, Jordan Brink, and Michael Boyle.....	4/7/23 @ Springfield
Pierson Ohl, Taylor Floyd, and Alex Scherff.....	8/2/23 vs Tulsa
Pierson Ohl, Aaron Rozek, and Miguel Rodriguez.....	8/26/23 @ Arkansas
Marco Raya, Taylor Floyd, Aaron Rozek, and Miguel Rodriguez.....	9/1/23 vs San Antonio
Marco Raya, Aaron Rozek, Jorge Alcala, and Taylor Floyd.....	9/15/23 vs Midland
Jaylen Nowlin, Austin Brice, and Jarret Whorff.....	5/23/24 vs San Antonio
Jaylen Nowlin and Cody Lawyerson.....	6/16/24 vs Midland
Andrew Morris, Kyle Bischoff, and Miguel Rodriguez.....	8/7/24 @ Corpus Christi
John Klein and Jarrett Whorff.....	4/19/25 @ Tulsa (DH Game 2)
Connor Prielipp, Mike Paredes, Michael Martinez, and Angel Macuare.....	4/16/25 vs Springfield
Trent Baker, Mike Paredes, and Joel Cesar.....	4/30/25 @ Frisco
Aaron Rozek, Pierson Ohl, and Jaylen Nowlin.....	5/27/25 vs Tulsa
Connor Prielipp, Pierson Ohl, and Joel Cesar.....	6/1/25 vs Tulsa
Christian MacLeod, Jacob Wosinski, Mike Paredes, and Tanner Andrews.....	6/24/25 vs Springfield
C.J. Culpepper, Jaylen Nowlin, and Aaron Rozek.....	6/26/25 vs Springfield
John Klein and Jacob Wosinski.....	7/25/25 vs Frisco (5 innings)
C.J. Culpepper, Logan Whitaker, Jacob Wosinski, and Kade Bragg.....	8/6/25 vs NW Arkansas
Sam Armstrong and Darren Bowen.....	8/16/25 vs Springfield
C.J. Culpepper, Michael Martinez, John Stankiewicz, Hunter Hoopes, Kade Bragg....	8/29/25 vs ARK
Sam Armstrong and Mike Paredes.....	9/4/25 vs Tulsa (DH Game 1)
Sam Armstrong, Logan Whitaker, and Mike Paredes.....	9/9/25 @ Corpus Christi

### 10+ STRIKEOUT GAMES

Jordan Balazovic (11).....	7/15/21 vs Tulsa
Brent Headrick (11).....	9/27/22 vs Frisco
Cole Sands (10).....	8/14/21 @ Tulsa
Louie Varland (10).....	4/14/22 @ NW Arkansas
Simeon Woods Richardson (10)..	8/16/22 vs TUL
Brent Headrick (10).....	8/18/22 vs Tulsa
Daniel Gossett (10).....	8/19/22 vs Tulsa
Carlos Luna (10).....	4/11/23 vs NW Arkansas
Blayne Enlow (10).....	5/18/23 vs Tulsa

### 10+ STRIKEOUT GAMES CONT.

Blayne Enlow (10).....	5/30/23 @ Tulsa
Pierson Ohl (10).....	5/14/24 @ Tulsa

### 4 INNING SAVES

Kody Funderburk.....	9/17/21 vs Arkansas
Andrew Morris.....	7/26/24 @ Amarillo
Cory Lewis.....	8/2/24 vs NW Arkansas
Pierson Ohl.....	8/27/24 vs Springfield
Christian MacLeod.....	8/30/24 vs Springfield



# NOTABLE PERFORMANCES

## BACK TO BACK HOME RUNS

Jose Miranda and Gilberto Celestino.....	5/29/21 vs Springfield
Caleb Hamilton and Andrew Bechtold.....	6/5/21 vs Arkansas
Caleb Hamilton and Andrew Bechtold.....	6/15/21 vs Springfield
BJ Boyd and Andrew Bechtold.....	7/10/21 vs Springfield
Andrew Bechtold and Jermaine Palacios.....	8/6/21 vs Midland
Spencer Steer and Jermaine Palacios.....	8/11/21 @ Tulsa
Trey Cabbage and Spencer Steer.....	8/12/21 @ Tulsa
Alex Isola and Andrew Bechtold.....	5/10/22 @ NW Arkansas
Trevor Larnach and Spencer Steer.....	5/19/22 vs Springfield
Anthony Prato and Kevin Merrell.....	7/3/22 vs Springfield
Edouard Julien and Christian Encarnacion-Strand.....	7/17/22 vs Arkansas
Jair Camargo and Chris Williams.....	7/23/22 @ Tulsa
Brooks Lee and Yunion Severino.....	6/28/23 vs NW Arkansas
Willie Joe Garry Jr. and Dalton Shuffield.....	8/5/23 vs Tulsa
Alex Isola and Patrick Winkel.....	8/15/23 vs Springfield
Aaron Sabato and Carson McCusker.....	5/7/24 vs Arkansas
Jorel Ortega and Luke Keaschall.....	6/26/24 vs NW Arkansas
Jeferson Morales and Tanner Schobel.....	7/27/24 @ Amarillo
Aaron Sabato and Tyler Dearden.....	4/18/25 @ Tulsa
Tanner Schobel and Ricardo Olivar.....	5/1/25 @ Frisco
Rubel Cespedes and Andrew Cossetti.....	6/10/25 vs Corpus Christi
Walker Jenkins and Gabby Gonzalez.....	7/4/25 vs Tulsa
Kala'i Rosario and Kyler Fedko.....	7/22/25 vs Frisco
Gabby Gonzalez and Kala'i Rosario.....	7/22/25 vs Frisco
Walker Jenkins and Gabby Gonzalez.....	7/29/25 @ Amarillo
Ricardo Olivar and Hendry Mendez.....	8/3/25 @ Amarillo
Kaelen Culpepper and Walker Jenkins.....	8/5/25 vs NW Arkansas

## GRAND SLAMS

Aaron Whitfield.....	5/6/21 @ Springfield	Seth Gray.....	9/6/23 @ Corpus Christi
BJ Boyd.....	7/10/21 vs NW Arkansas	Jeferson Morales.....	4/15/24 @ Springfield
Stevie Berman.....	9/3/21 @ Arkansas	Kala'i Rosario.....	5/29/24 vs Springfield
Alex Isola.....	5/17/22 vs Springfield	Noah Cardenas.....	7/12/24 @ Springfield
Leo Cabrera.....	5/28/22 at Corpus Christi	Rubel Cespedes.....	4/4/25 vs Midland
Chris Williams.....	6/10/22 @ Arkansas	Allan Cerda.....	4/19/25 @ Tulsa
Chris Williams.....	7/14/22 vs Arkansas	Jorel Ortega.....	4/22/25 vs Springfield
Will Holland.....	8/16/22 vs Tulsa	Kala'i Rosario.....	6/13/25 vs Corpus Christi
Aaron Sabato.....	8/17/22 vs Tulsa	Kyler Fedko.....	6/27/25 vs Springfield
Yunion Severino.....	5/31/23 vs Tulsa	Kala'i Rosario.....	7/6/25 vs Tulsa
Willie Joe Gary Jr.....	8/5/23 vs Tulsa	Kala'i Rosario.....	8/28/25 vs Arkansas
Alex Isola.....	8/13/23 @ NW Arkansas	Jake Rucker.....	9/2/25 vs Tulsa



# SURGE WALK-OFF WINS

DATE/OPPONENT	INNING	BATTER	ACTION
5/12/2021 vs Amarillo	9th	Jose Miranda	Sacrifice Fly
5/29/2021 vs Springfield	9th	Gilberto Celestino	Solo Home Run
6/3/2021 vs Arkansas	9th	Jermaine Palacios	RBI Single
6/4/2021 vs Arkansas	10th	Jose Miranda	3-Run Home Run
7/17/2021 vs Tulsa	10th	D.J. Burt	Error by First Baseman
8/5/2021 vs Midland	9th	Austin Martin	RBI Single
8/7/2021 vs Midland	9th	Caleb Hamilton	2-RBI Sacrifice Fly
4/21/2022 vs Midland	10th	Alex Isola	RBI Single
5/7/2022 vs Tulsa	9th	Matt Wallner	RBI Double
5/19/2022 vs Springfield	11th	Spencer Steer	3-Run Home Run
5/22/2022 vs Springfield	9th	Michael Helman	RBI Single
6/4/2022 vs Frisco	11th	Dennis Ortega	RBI Single
7/9/2022 vs Amarillo	11th	Andrew Bechtold	3-Run Home Run
7/12/2022 vs Arkansas	10th	Andrew Bechtold	2-Run Home Run
7/16/2022 vs Arkansas	9th	Edouard Julien	3-Run Home Run
8/17/2022 vs Tulsa	10th	Aaron Sabato	Grand Slam Home Run
9/10/2022 vs NWA	9th	Yunior Severino	2-RBI Single
7/16/2023 vs Springfield	10th	Alex Isola	2-Run Inside the Park Home Run
7/29/2023 vs Frisco	9th	Will Holland	Sacrifice Bunt, Throwing Error
8/17/2023 vs Springfield	10th	Tanner Schobel	RBI Single (Pinch Hit)
9/1/2023 vs San Antonio	10th	Willie Joe Garry Jr.	2-Run Home Run
9/3/2023 vs San Antonio	9th	Michael Helman	RBI Single
4/18/2024 vs Tulsa	10th	Ben Ross	RBI Single
5/8/2024 vs Arkansas	9th	Ben Ross	Fielder's Choice, Error
6/15/2024 vs Midland	11th	Aaron Sabato	3-Run Home Run
8/4/2024 vs NWA	9th	Jake Rucker	Bases Loaded Base on Balls
8/16/2024 vs Arkansas	11th	Dalton Shuffield	RBI Single
4/23/2025 vs Springfield	10th	Kyler Fedko	RBI Single
8/28/2025 vs Arkansas	9th	Kala'i Rosario	Grand Slam Home Run
9/7/2025 vs. Tulsa	9th	Ben Ross	Solo Home Run





# SURGE HONORS

## 2020

Ballpark Digest Runner Up for Best Ballpark in AAA Baseball.....Equity Bank Park

## 2021

Minnesota Twins MLB Futures Game Representative.....Josh Winder

AA Central Manager of the Year.....Ramon Borrego

AA Central Postseason All Star.....Josh Winder

AA Central Hitter of the Week.....Aaron Whitefield (5/13), BJ Boyd (8/16)

AA Central Pitcher of the Week.....Jordan Balazovic (7/19, 9/14)

Minnesota Twins Minor League Hitter of the Week.....Jose Miranda (5/10, 6/27),

Jermaine Palacios (5/31, 8/8),

Trey Cabbage (7/26, 8/29), BJ Boyd (8/22)

Minnesota Twins Minor League Pitcher of the Week.....Josh Winder (5/17, 6/27),

Jordan Balazovic (6/21, 7/18)

Jovani Moran (7/12)

## 2022

Wichita Professional Athlete of the Year.....Simeon Woods Richardson

Minnesota Twins MLB Futures Game Representatives.....Matt Wallner, Spencer Steer

Texas League Groundskeeper of the Year.....Ben Hartman

Texas League Postseason All Stars.....Edouard Julien, Matt Wallner,

Kody Funderburk, Cody Lawyerson

Minnesota Twins Organization Players of the Year.....Louie Varland, Matt Wallner

Texas League Strength and Conditioning Coach of the Year.....John Gentile

Canadian Baseball Network Minor League Hitter of the Year.....Edouard Julien

Randy Echlin Award (Top Canadian in Affiliated Minor League Ranks).....Edouard Julien

Texas League Pitcher of the Month.....Simeon Woods Richardson (APR)

Texas League Hitter of the Week.....Matt Wallner (6/27), Chris Williams (7/19)

Texas League Pitcher of the Week.....Daniel Gossett (8/21), Cody Lawyerson (9/11)

Minnesota Twins Minor League Hitter of the Week.....Spencer Steer (4/24, 5/15),

Matt Wallner (5/1, 6/26, 7/10),

Edouard Julien (7/3),

Christian Encarnacion-Strand (7/17),

Anthony Prato (8/14), Will Holland (8/21),

Brooks Lee (9/18), Jair Camargo (9/25)

Minnesota Twins Minor League Pitcher of the Week.....Louie Varland (6/12, 7/3),

Daniel Gossett (8/21), Brett Headrick (9/4, 9/25)

Ballpark Digest Best of the Ballparks AA Elite Eight.....Equity Bank Park

Best Theme Night Collection or Specialty Jersey Nomination.....Wichita Turbo Tubs

## 2023

Texas League Post Season All Stars.....Yunior Severino, Pierson Ohl

Minnesota Twins MLB Futures Game Representative.....David Festa

Minnesota Twins Organization Player of the Year.....Brooks Lee



# SURGE HONORS

## 2023 CONT.

Bally's Twins Minor League Player of the Year.....	Yunior Severino
AA and Texas League Groundskeeper of the Year.....	Ben Hartman
Texas League Hitter of the Week.....	Yunior Severino (5/15, 7/31)
Texas League Hitter of the Month.....	Yunior Severino (AUG)
Texas League Pitcher of the Week.....	Aaron Rozek (6/19)
Texas League Pitcher of the Month.....	Pierson Ohl (JUL)
Minnesota Twins Minor League Hitter of the Week.....	Brooks Lee (5/6, 7/17) Yunior Severino (5/14, 7/31)
Minnesota Twins Minor League Hitter of the Month.....	Brooks Lee (JUL)
Minnesota Twins Minor League Pitcher of the Week.....	Blayne Enlow (5/21), David Festa (7/23, 8/27), Marco Raya (7/17), Pierson Ohl (8/6)
Minnesota Twins Minor League Pitcher of the Month.....	David Festa (APR, AUG)
Harmon Killibrew Community Award.....	Seth Gray
Ballpark Digest Best of the Ballparks AA Final Four.....	Equity Bank Park
Best Theme Night Collection or Specialty Jersey Nomination.....	Tumba Vacas de Wichita
Best Outside Event Nomination.....	Asian Market at Equity Bank Park

## 2024

Texas League Postseason All Stars.....	Zebby Matthews, Andrew Morris, Carson McCusker
Minnesota Twins MLB Futures Game Representative.....	Luke Keaschall
Minnesota Twins Organization Player of the Year.....	Luke Keaschall
Minnesota Twins Organization Pitcher of the Year.....	Zebby Matthews
Texas League Hitter of the Week.....	Emmanuel Rodriguez (4/15, 5/27), Carson McCusker (5/13), Luke Keaschall (6/17), Tanner Schobel (8/12)
Texas League Pitcher of the Week.....	Jaylen Nowlin (6/17), Travis Adams (8/26)
Minnesota Twins Minor League Hitter of the Week .....	Emmanuel Rodriguez (4/14), Carson McCusker (5/12), Luke Keaschall (7/14)
Minnesota Twins Minor League Hitter of the Month.....	Luke Keaschall (MAY, JUL)
Minnesota Twins Minor League Pitcher of the Week.....	Marco Raya (4/21, 7/28), Zebby Matthews (5/12), Pierson Ohl (5/19), Andrew Morris (6/30, 7/7, 8/11), Travis Adams (8/26)
Minnesota Twins Minor League Pitcher of the Month.....	Andrew Morris (JUN), Travis Adams (AUG)
Harmon Killibrew Community Award.....	Jake Rucker
Wichita Business Journal Executive of the Year.....	Jay Miller
Best Alternate Identity of 2024 Nominee by MLB Network.....	Wichita Chili Buns
Wichita Hispanic Chamber of Commerce Organization of the Year.....	Wichita Wind Surge
2024 Minor League Baseball DEI Finalist.....	Wichita Wind Surge
2024 Copa de Diversion Finalist.....	Tumba Vacas de Wichita
Home Clubhouse Manager of the Year.....	Nate Sinnott
Visiting Clubhouse Manager of the Year.....	Trent Johnson



# SURGE HONORS

## 2025

Texas League Postseason All-Stars.....	Kala'i Rosario, Kyler Fedko, Kaelen Culpepper, Pierson Ohl
Minnesota Twins MLB Futures Game Representative.....	Kaelen Culpepper
Minnesota Twins Organization Player of the Year.....	Kaelen Culpepper
Minnesota Twins Organization Pitcher of the Year.....	Conner Prielipp
Baseball America Twins Minor League Player of the Year.....	Walker Jenkins
Texas League Hitter of the Month.....	Kala'i Rosario (JUN)
Texas League Player of the Week.....	Aaron Sabato (6/9), Kyler Fedko (6/29), Ricardo Olivar (7/7), Walker Jenkins (8/4)
Texas League Pitcher of the Week.....	Pierson Ohl (6/2), Mike Paredes (6/29)



**MIKE PAREDES**



**GABBY GONZALEZ**

Minnesota Twins Minor League Player of the Month.....	Gabby Gonzalez (MAY), Kaelen Culpepper (JUL), Kala'i Rosario (AUG)
Minnesota Twins Minor League Pitcher of the Month.....	Connor Prielipp (JUL)
Minnesota Twins Minor League Player of the Week.....	Kyler Fedko (4/20, 6/29, 7/27), Ricardo Olivar (4/27), Gabby Gonzalez (6/1, 7/6), Aaron Sabato (6/8), Kala'i Rosario (6/29, 8/31), Walker Jenkins (8/3), Hendry Mendez (9/14)
Minnesota Twins Minor League Pitcher of the Week.....	Connor Prielipp (5/11), John Klein (5/18, 6/22, 6/29), Ryan Gallagher (8/17)
Harmon Killibrew Community Award.....	Ricky Castro
SFMA Professional Baseball Field of the Year.....	Equity Bank Park



# SURGE IN THE MAJORS

PLAYER	POSITION	SURGE TENURE	MLB DEBUT	DEBUT TEAM
Gilberto Celestino	OF	2021	6/2/2021	Minnesota Twins
Jovani Moran	LHP	2021	9/12/2021	Minnesota Twins
Josh Winder	RHP	2021	4/12/2022	Minnesota Twins
Cole Sands	RHP	2021	5/1/2022	Minnesota Twins
Jose Miranda	INF	2021	5/2/2022	Minnesota Twins
Aaron Whitefield	OF	2021	5/8/2022	Los Angeles Angels
Calvin Faucher	RHP	2021	5/9/2022	Tampa Bay Rays
Mark Contreras	OF	2021	5/11/2022	Minnesota Twins
Yennier Cano	RHP	2021	5/11/2022	Minnesota Twins
Jermaine Palacios	2B/SS	2021	5/31/2022	Minnesota Twins
Caleb Hamilton	C	2021	7/17/2022	Minnesota Twins
Spencer Steer	INF/OF	2021, 2022	9/2/2022	Cincinnati Reds
Louie Varland	RHP	2022	9/7/2022	Minnesota Twins
Matt Wallner	OF	2022	9/17/2022	Minnesota Twins
Simeon Woods Richardson	RHP	2021, 2022	10/1/2022	Minnesota Twins
Edouard Julien	2B	2022	4/12/2023	Minnesota Twins
Casey Legumina	RHP	2021, 2022	4/15/2023	Cincinnati Reds
Brent Headrick	LHP	2022	4/19/2023	Minnesota Twins
Jordan Balazovic	RHP	2021	6/18/2023	Minnesota Twins
Chris Vallimont	RHP	2021, 2022	7/3/2023	Baltimore Orioles
Trey Cabbage	1B/OF	2021	7/14/2023	Los Angeles Angels
Christian Encarnacion-Strand	INF	2022	7/17/2023	Cincinnati Reds
Kody Funderburk	LHP	2021, 2022, 2023	8/28/2023	Minnesota Twins
Steven Cruz	RHP	2022	8/29/2023	Kansas City Royals
Sawyer Gipson Long	RHP	2022	9/10/2023	Detroit Tigers
Austin Martin	2B/OF	2021, 2022	3/30/2024	Minnesota Twins
Jair Camargo	C	2022	4/16/2024	Minnesota Twins
David Banuelos	C	2021, 2023	4/16/2024	Baltimore Orioles
David Festa	RHP	2023	6/27/2024	Minnesota Twins
Brooks Lee	INF	2022, 2023	7/3/2024	Minnesota Twins
Bryan Sammons	LHP	2021, 2022	7/29/2024	Detroit Tigers
Zebby Matthews	RHP	2024	8/12/2024	Minnesota Twins
Michael Helman	INF/OF	2022, 2023	9/3/2024	Minnesota Twins
DaShawn Keirsey Jr	OF	2022, 2023	9/5/2024	Minnesota Twins
Evan Sisk	RHP	2021	4/15/2025	Kansas City Royals
Luke Keaschall	INF	2024	4/18/2025	Minnesota Twins
Carson McCusker	OF	2024	5/18/2025	Minnesota Twins
Travis Adams	RHP	2023, 2024	7/5/2025	Minnesota Twins
Pierson Ohl	RHP	2023, 2024, 2025	7/29/2025	Minnesota Twins
Cody Laweryson	RHP	2022, 2024, 2025	9/13/2025	Minnesota Twins



# ALL-TIME ALPHABETICAL ROSTER

## A

ACOSTA, Melvi (RHP).....2021  
 ADAMS, Travis (RHP).....2023-24  
 ALCALA, Jorge (MLB REHAB RHP).....2023  
 ALEXY, AJ (RHP).....2024  
 ANDREWS, Tanner (RHP).....2025  
 ANGULO, Argenis (RHP).....2022  
 ARMSTRONG, Sam (RHP).....2025

## B

BAEZ, Nate (C).....2025  
 BAKER, Trent (RHP).....2025  
 BALAZOVIC, Jordan (RHP).....2021  
 BANUELOS, David (C/OF).....2021,23  
 BECHTOLD, Andrew (INF).....2021-22  
 BECK, Tyler (RHP).....2021,23  
 BENTLEY, Denny (LHP).....2022-23  
 BERMAN, Stevie (C).....2021  
 BISCHOFF, Kyle (RHP).....2024-2025  
 BORREGO, Ramon (Manager).....2021-24  
 BOWEN, Darren.....2025  
 BOYD, BJ (OF).....2021  
 BOYLE, Michael (LHP).....2022-23  
 BRAGG, Kade (LHP).....2025  
 BRAVO, Jose (RHP).....2023-24  
 BRICE, Austin (RHP).....2024  
 BRINK, Jordan (RHP).....2022-23  
 BURT, D.J. (INF).....2021

## C

CABBAGE, Trey (OF/1B).....2021  
 CABEZAS, Andrew (RHP).....2023  
 CABRERA, Leobaldo (OF).....2021-22  
 CAMARGO, Jair (C).....2022  
 CANO, Yennier (RHP).....2021  
 CANTERINO, Matt (RHP).....2022  
 CARDENAS, Noah (C).....2024-25  
 CARR, Jordan (LHP).....2023  
 CASTRO, Ricky (RHP).....2025  
 CERDA, Allan (OF).....2025  
 CELESTINO, Gilberto (OF).....2021  
 CESAR, Joel (RHP).....2025  
 CESPEDES, Rubel (INF).....2025  
 CHALMERS, Dakota (RHP).....2021  
 CHANEY, Chase (RHP).....2025  
 CHESHIRE, Jonathan (RHP).....2021  
 CONTRERAS, Mark (OF).....2021  
 COSSETTI, Andrew (C).....2024-25  
 COULOMBE, Danny (LHP)\*.....2022  
 CRESCI, Andrew (Hitting Coach).....2025  
 CRUZ, Steven (RHP).....2022  
 CULPEPPER, C.J. (RHP).....2024-25  
 CULPEPPER, Kaelen (INF).....2025

## D

DAY, Corbin (Hitting Coach).....2024  
 DE LA TRINIDAD, Ernie (OF).....2021  
 DEARDEN, Tyler (OF).....2024-2025  
 DINKELMAN, Brian (Manager).....2025  
 DONATO, Chad (RHP).....2023

## E

ENCARNACION, Yeltsin (INF).....2021  
 ENCARNACION-STRAND, Christian (INF).....2022  
 ENGLE, D.J. (Pitching Coach).....2023-24  
 ENGLER, Scott (RHP).....2024  
 ENLOW, Blayne (RHP).....2022-23

## F

FAJARDO, Yoyner (INF).....2023  
 FAUCHER, Calvin (RHP).....2021  
 FEATHERSTONE, Zach (LHP).....2022  
 FEDKO, Kyler (OF).....2024-25  
 FESTA, David (RHP).....2023  
 FLOYD, Taylor (RHP).....2023-24  
 FOX, Mason (RHP).....2024  
 FUNDERBURK, KODY (LHP).....2021-23



**KYLER FEDKO**

## G

GALLAGHER, Ryan (RHP).....2025  
 GARCIA, Jason (RHP).....2021  
 GARLAND, Nick (C).....2021  
 GARRY JR, Willie Joe (OF).....2023  
 GENTH, Harry (INF).....2025  
 GERMAN, Osiris (RHP).....2022-23  
 GILMARTIN, Sean (LHP).....2021  
 GIPSON-LONG, Sawyer (RHP).....2022  
 GONZALEZ, Gabby (OF).....2025  
 GORE, Jordan (RHP).....2021-22  
 GOSSETT, Daniel (RHP).....2022  
 GRACE, Regi (RHP).....2023-24  
 GRAY, Seth (INF).....2022-23  
 GRIFFITH, Owen (RHP).....2023  
 GROSS, Ben (RHP).....2021-22



# ALL-TIME ALPHABETICAL ROSTER

## H

HACKMIER, Tom (LHP).....	2021
HAMILTON, Caleb (INF).....	2021
HEADRICK, Brent (LHP).....	2022
HELMAN, Michael (INF).....	2022-23
HERNANDEZ, Carlos (Pitching Coach).....	2024
HESS, Kyle (OF).....	2025
HIDALGO, Alejandro (RHP).....	2025
HOLLAND, Will (INF).....	2022-23
HOOPEES, Hunter (RHP).....	2025
HORSTMAN, Ryan (LHP).....	2022
HOUGHTON, Maddux (OF).....	2025

## I

ISOLA, Alex (C).....	2022-24
----------------------	---------

## J

JENKINS, Walker (OF).....	2024-25
JOHNSON, Sherman (INF).....	2021
JONES, Kyle (RHP).....	2024
JULIEN, Edouard (INF).....	2022

## K

KEASCHALL, Luke (INF).....	2024
KERRIGAN, Jimmy (OF).....	2021
KEIRSEY JR, DaShawn (OF).....	2022-23
KLEIN, John (RHP).....	2025
KNIGHT, Nash (INF).....	2022
KOCH, Brandon (RHP).....	2021
KUZIA, Joe (RHP).....	2021



**DASHAWN KEIRSEY JR.**

## L

LARNACH, Trevor (MLB REHAB OF).....	2022
LAU, Adam (RHP).....	2021
LAWYERSON, Cody (RHP).....	2022,24-25
LAWSON, Brandon (RHP).....	2022
LEE, Brooks (INF).....	2022-23
LEGUMINA, Casey (RHP).....	2022
LEWIS, Cory (RHP).....	2024
LEWIS, Royce (MLB REHAB INF)*.....	2023
LUJAN, Hector (RHP).....	2021
LUNA, Carlos (RHP).....	2023

## M

MACLEOD, Christian (LHP).....	2024-25
MACUARE, Angel (RHP).....	2025
MANGIAMELI, Joe (Catching Coach).....	2021-22
MANOAH, Erik (RHP).....	2021
MARCANO, Rafael (LHP).....	2024
MARTIN, Austin (IF/OF).....	2021-22
MARTINEZ, Michael (RHP).....	2025
MASON, Ryan (RHP).....	2021
MATTHEWS, Zebby (RHP).....	2024
MATTSON, Issac (RHP).....	2023
MCCUSKER, Carson (OF).....	2024
MCMAHON, Hunter (RHP).....	2022-24
MERRELL, Kevin (INF).....	2022
MENDEZ, Hendry (OF).....	2025
MILBRATH, Jordan (RHP).....	2021
MIRANDA, Jose (INF).....	2021
MITCHELL, Josh (LHP).....	2021
MIYOSHI, Takoshi (Bench Coach).....	2023
MOONEY, Peter (INF).....	2021
MOONEY, Sean (RHP).....	2023-24
MORALES, Jeferson (INF/OF).....	2024
MORALES, Roy (C).....	2021-22
MORAN, Jovani (LHP).....	2021
MORRIS, Andrew (RHP).....	2024



**CHRISTIAN MACLEOD**

## N

NEFF, Zachary (LHP).....	2021
NIGRO, FRANK (C).....	2022-23
NOBLE, Jack (RHP).....	2024
NORDLIN, Seth (RHP).....	2023
NOWLIN, Jaylen (LHP).....	2023-25
NUNN, Chris (LHP).....	2021

## O

OHL, Pierson (RHP).....	2023-25
OLIVAR, Ricardo (C).....	2024-25
ORTEGA, Dennis (C).....	2022
ORTEGA, Jorel (INF).....	2024-25
OSNOWITZ, Mitchell (RHP).....	2021
OZORIA, Daniel (INF).....	2022



# ALL-TIME ALPHABETICAL ROSTER

## P

PADDACK, Chris (RHP)*	2023
PALACIOS, Jermaine (INF)	2021
PALM, Tyler (RHP)	2022
PAREDES, Mike (RHP)	2024-25
PEGUERO, Francis (RHP)	2022-23
PERCIVAL, Cole (RHP)	2025
PEREZ, Yeison (Hitting Coach)	2024-25
PHILLIPS, Alex (RHP)	2021-23
PRATO, Anthony (INF)	2022-23
PRIELIPP, Connor (LHP)	2025



**CONNOR PRIELIPP**

## R

RAMIREZ, Luis (Pitching Coach)	2021
RAYA, Marco (RHP)	2023-24
REED, Sheldon (RHP)	2024
RICCI, Ryan (Pitching Coach)	2025
RODRIGUEZ, Emmanuel (OF)	2024
RODRIGUEZ, Miguel (RHP)	2023-24
ROSARIO, Kala'i (OF)	2024-25
ROSS, Ben (INF)	2023-25
ROZEK, Aaron (LHP)	2021-25
RUCKER, Jake (INF)	2023-25

## S

SABATO, Aaron (1B)	2023-25
SALAS, Jose (INF)	2025
SALINAS, Jhonleider (RHP)	2021
SAMMONS, Bryan (LHP)	2021-22
SANCHEZ, Jesus (Pitching Coach)	2025
SANDS, Cole (RHP)	2021
SANTIAGO, Wilbis (INF)	2021
SCHERFF, Alex (RHP)	2021,23
SCHLECHTER, Shawn (Hitting Coach)	2023
SCHMIDT, Kyle (C)	2022-23
SCHOBEL, Tanner (INF)	2023-25
SCHULFER, Austin (RHP)	2021-22
SEVERINO, Yunion (INF)	2022-23
SHOMON, Derek (Hitting Coach)	2022
SHUFFIELD, Dalton (OF)	2023-25

## S Cont.

SISK, Evan (LHP)	2021
SMITH, Armani (OF)	2023
SMITH, Ryan (Pitching Coach)	2021
SNYDER, Gabe (1B)	2021
SOLOMON, Jared (RHP)	2024
SOULARIE, Alerick (OF)	2023-24
STANKIEWICZ, John (RHP)	2024-25
STEER, Spencer (INF/OF)	2021-22
STULL, Eston (RHP)	2025
STURGEON, Cole (OF)	2022

## T

TATUM, Dillon (C)	2022
TAYLOR, Curtis (RHP)	2023
TAYLOR, Kennie (OF)	2022
TOMSCHA, Damek (INF)	2021

## U

URBINA, Dan (Pitching Coach)	2022-23
------------------------------	---------

## V

VALLIMONT, Chris (RHP)	2021-22
VARLAND, Louie (RHP)	2022
VAZQUEZ, Virgil (Pitching Coach)	2021
VELEZ, Ricardo (RHP)	2024
VIZA, Tyler (RHP)	2022

## W

WALLNER, Matt (OF)	2022
WHALEN, Rob (RHP)	2021
WHITEFIELD, Aaron (OF)	2021
WHORFF, Jarret (RHP)	2024
WILLIAMS, Chris (C)	2021
WINDER, Josh (RHP)	2021
WINKEL, Patrick (C)	2023
WITTGREN, Nick (RHP)	2024
WOODS RICHARDSON, Simeon (RHP)	2021-22
WOSINSKI, Jacob (RHP)	2024

## Y

YAKE, Ernie (INF)	2022-23
YANEZ, Gabriel (LHP)	2025



# ALL-TIME NUMERICAL ROSTER

## #0

Joe Mangiameli.....	2021-22
Alerick Soularie.....	2023
Corbin Day.....	2024
Dalton Shuffield.....	2025
Darren Bowen.....	2025

## #1

Gilberto Celestino.....	2021
Mark Contreras.....	2021
Chris Williams.....	2021
Kevin Merrell.....	2022
Alex Isola.....	2022
Michael Helman.....	2022
Yoyner Fajardo.....	2023
Dalton Shuffield.....	2024
Alerick Soularie.....	2024
Harry Genth.....	2025
Joel Cesar.....	2025

## #2

Spencer Steer.....	2022
Aaron Whitfield.....	2021
Cole Sturgeon.....	2022
Kevin Merrell.....	2022
Hunter McMahon.....	2022
Kennie Taylor.....	2022
Will Holland.....	2023
Jeferson Morales.....	2024
Ben Ross.....	2025

## #3

**RETIRED BY MINNESOTA  
(HARMON KILLIBREW)**

## #4

Jermaine Palacios.....	2021
Frank Nigro.....	2022
Christian Encarnacion-Strand.....	2022
Alex Isola.....	2022
Yunior Severino.....	2022
Shawn Schlechter.....	2023
Jorel Ortega.....	2024
Gabby Gonzalez.....	2025
Hendry Mendez.....	2025

## #5

Andrew Bechtold.....	2021-22
Mark Contreras.....	2021
Daniel Gossett.....	2022
Jake Rucker.....	2023-25

## #6

**RETIRED BY MINNESOTA (TONY OLIVA)**

## #7

**RETIRED BY MINNESOTA (JOE MAUER)**

## #8

Caleb Hamilton.....	2021
Jimmy Kerrigan.....	2021
DaShawn Kiersey Jr.....	2022-23
Dalton Shuffield.....	2023
Tanner Schobel.....	2024-25
Jose Salas.....	2025

## #9

D.J. Burt.....	2021
David Banuelos.....	2021
Will Holland.....	2022
Alex Isola.....	2023
Noah Cardenas.....	2024-25
Kyle Hess.....	2025

## #10

**RETIRED BY MINNESOTA (TOM KELLY)**

## #11

Jordan Gore.....	2021
Peter Mooney.....	2021
Ryan Horstman.....	2022
Louie Varland.....	2022
Jose Bravo.....	2022-23
Ernie Yake.....	2023
Marco Raya.....	2024
Ricardo Olivar.....	2025



**RICARDO OLIVAR**

## #12

Trey Cabbage.....	2021
Jonathan Cheshire.....	2021
Yeltsin Encarnacion.....	2021
Nick Garland.....	2021
Brandon Lawson.....	2022
Casey Leguma.....	2022
Carlos Luna.....	2023
Scott Engler.....	2024
Brian Dinkelman.....	2025



# ALL-TIME NUMERICAL ROSTER

## #13

Zachary Neff.....2021  
 Daniel Ozoria.....2022  
 Dennis Ortega.....2022  
 Ernie Yake.....2022  
 Tyler Beck.....2023  
 Pierson Ohl.....2023-25

## #14

**RETIRED BY MINNESOTA (KENT HRBEK)**

## #15

Ernie De La Trinidad.....2021  
 Cole Sturgeon.....2021  
 Blayne Enlow.....2022-23  
 Ernie Yake.....2023  
 Ben Ross.....2024  
 Hunter Hoopes.....2025  
 Tyler Dearden.....2025

## #16

Austin Martin.....2021-22  
 Yunior Severino.....2023  
 Ben Ross.....2023  
 Michael Helman.....2023  
 Sheldon Reed.....2024  
 Nick Wittgren.....2024  
 Luke Keaschall.....2024  
 Michael Martinez.....2025

## #17

Leobaldo Cabrera.....2021-22  
 Tom Hackimer.....2021  
 Cody Lawerson.....2022  
 Chris Paddack (MLB Rehab).....2023  
 Hunter McMahon.....2023-24  
 Kyler Fedko.....2024-25  
 Ryan Gallagher.....2025

## #18

Melvi Acosta.....2021  
 Jovani Moran.....2021  
 Chris Nunn.....2021  
 Kody Funderburk.....2021-22  
 Seth Gray.....2023  
 Emmanuel Rodriguez.....2024  
 Jorel Ortega.....2025

## #19

Luis Ramirez.....2021  
 Kevin Merrell.....2022  
 Ernie Yake.....2022  
 Daniel Gossett.....2022  
 Francis Peguero.....2022  
 Aaron Sabato.....2023-25  
 Logan Whitaker.....2025

## #20

Andrew Bechtold.....2021  
 Trey Cabbage.....2021  
 Austin Martin.....2021  
 Nick Garland.....2021  
 Wilbis Santiago.....2021  
 Edouard Julien.....2022  
 Taylor Floyd.....2023  
 Regi Grace.....2024  
 Rubel Cespedes.....2025

## #21

Jason Garcia.....2021  
 Sherman Johnson.....2021  
 Damek Tomscha.....2021  
 Kennie Taylor.....2022  
 Tyler Viza.....2022  
 Leobaldo Cabrera.....2022  
 Kody Funderburk.....2023  
 Denny Bentley.....2023  
 Ricardo Velez.....2024  
 Rafael Marcano.....2024

## #22

Jose Miranda.....2021  
 Spencer Steer.....2021  
 Jordan Gore.....2022  
 Brooks Lee.....2023  
 Willie Joe Garry Jr.....2023  
 Taylor Floyd.....2024  
 Mike Paredes.....2025

## #23

Ramon Borrego.....2021-24  
 Royce Lewis (MLB Rehab).....2023  
 Jaylen Nowlin.....2025



**RAMON BORREGO**

## #24

Austin Schulfer.....2021-22  
 Anthony Prato.....2022  
 Marco Raya.....2023  
 Ramon Borrego.....2023  
 Yeison Perez.....2024-25  
 Allan Cerda.....2025  
 Kaelen Culpepper.....2025



# ALL-TIME NUMERICAL ROSTER

## #25

Roy Morales.....	2021
Steven Cruz.....	2022
Jordan Brink.....	2023
Jaylen Nowlin.....	2023-24

## #26

Cole Sands.....	2021
Osiris German.....	2022
Takashi Myoshi.....	2023
Kala'i Rosario.....	2024-25

## #27

Ryan Smith.....	2021
Zach Featherstone.....	2022
Nash Knight.....	2022
Michael Boyle.....	2023
Alex Scherff.....	2023
Carlos Hernandez.....	2024

## #28

**RETIRED BY MINNESOTA (BERT BLYLEVEN)**

## #29

**RETIRED BY MINNESOTA (ROD CAREW)**

## #30

Kody Funderburk.....	2021
Yennier Cano.....	2021
Sawyer Gipson-Long.....	2022
Aaron Rozek.....	2022, 24-25
Frank Nigro.....	2023
Mike Paredes.....	2024
Kyle Bischoff.....	2025

## #31

Jordan Balazovic.....	2021
Jordan Brink.....	2022
Aaron Rozek.....	2023
Andrew Cossetti.....	2024-25

## #32

Bryan Sammons.....	2021-22
Chris Vallimont.....	2021
Travis Adams.....	2023-24
Walker Jenkins.....	2024-25

## #33

Joe Kuzia.....	2021
Simeon Woods Richardson.....	2021
Denny Bentley.....	2022
Alex Scherff.....	2023
Owen Griffith.....	2023
Miguel Rodriguez.....	2023
Cory Lewis.....	2024
Mike Paredes.....	2024
Tanner Andrews.....	2025
Jarret Whorff.....	2025

## #34

**RETIRED BY MINNESOTA (KIRBY PUCKETT)**

## #35

Hector Lujan.....	2021
Trevor Larnach (MLB Rehab).....	2022
Danny Coulombe (MLB Rehab).....	2022
Dillon Tatum.....	2022
Andrew Cabezas.....	2023
Jordan Carr.....	2023
Kyle Bischoff.....	2024
Andrew Morris.....	2024
Jacob Wosinski.....	2024
Angel Macuare.....	2025
Gabriel Yanez.....	2025

## #36

Ben Gross.....	2021-22
Bryan Sammons.....	2021
Josh Winder.....	2021
Kyle Schmidt.....	2022
Brent Headrick.....	2022

## #37

Virgil Vasquez.....	2021
Matt Wallner.....	2022
Roy Morales.....	2022
Jair Camargo.....	2022
Francis Peguero.....	2023
Sean Mooney.....	2023-24
Miguel Rodriguez.....	2024
Eston Stull.....	2025

## #38

Tyler Beck.....	2021
Rob Whalen.....	2021
Tyler Palm.....	2022
Michael Boyle.....	2022
Regi Grace.....	2023
AJ Alexy.....	2024
Tyler Dearden.....	2024
Kade Bragg.....	2025

## #39

Ryan Mason.....	2021
Evan Sisk.....	2021
Kyle Schmidt.....	2023
Issac Mattson.....	2023
John Stankiewicz.....	2024-25



# ALL-TIME NUMERICAL ROSTER

## #40

Alex Phillips.....	2021-22
Matt Canterino.....	2022
David Festa.....	2023
Cody Lawyerson.....	2024-25
Cole Percival.....	2025

## #41

Jordan Milbrath.....	2021
Frank Nigro.....	2023
Curtis Taylor.....	2023
Christian MacLeod.....	2024
Zebby Matthews.....	2024
Ricky Castro.....	2025

## #42

### RETIRED BY MLB (JACKIE ROBINSON)

## #43

Alex Scherff.....	2021
Gabe Snyder.....	2021
Patrick Winkel.....	2023
Jared Solomon.....	2024
Connor Prielipp.....	2025

## #44

Dakota Chalmers.....	2021
Erik Manoah.....	2021
Seth Gray.....	2022
Armani Smith.....	2023
Chad Donato.....	2023
Sam Armstrong.....	2025
Christian MacLeod.....	2025

## #45

BJ Boyd.....	2021
Simeon Woods Richardson.....	2021-22
Austin Brice.....	2024
CJ Culpepper.....	2024-25
Jack Noble.....	2024
Kyle Jones.....	2024



C.J. CULPEPPER

## #46

Brandon Koch.....	2021
Sean Gilmartin.....	2021
Jorge Alcala (MLB Rehab).....	2023
Alex Isola.....	2024
John Klein.....	2025

## #47

Aaron Rozek.....	2021
Kyle Schmidt.....	2022
Carson McCusker.....	2024
Chase Chaney.....	2025
Maddux Houghton.....	2025

## #48

Calvin Faucher.....	2021
Jarret Whorff.....	2024
Jacob Wosinski.....	2025

## #49

Stevie Berman.....	2021
Takoshi Miyoshi.....	2022
Seth Nordlin.....	2023
Ricardo Olivar.....	2024
Alejandro Hidalgo.....	2025

## #50

Adam Lau.....	2021
Josh Mitchell.....	2021
Dan Urbina.....	2022
Mason Fox.....	2024
Jarret Whorff.....	2024

## #51

Mitchell Osnowitz.....	2021
Dan Urbina.....	2022

## #52

D.J. Engle.....	2023
-----------------	------

## #53

Argenis Angulo.....	2022
David Banuelos.....	2021

## #55

Brooks Lee.....	2022
-----------------	------

## #57

Jhonleider Salinas.....	2021
-------------------------	------

## #58

Derek Solomon.....	2022
Dan Urbina.....	2023



# 2021 WIND SURGE (69-51)

## OPENING DAY LINEUP

1. Gilberto Celestino, CF
2. Peter Mooney, 2B
3. Jose Miranda, 3B
4. Jermaine Palacios, SS
5. Mark Contreras, DH
6. Andrew Bechtold, 1B
7. Jimmy Kerrigan, RF
8. David Banuelos, C
9. Aaron Whitefield, LF
- P. Josh Winder, RHP



**ANDREW BECHTOLD**



**JOSE MIRANDA**

## DAILY RESULTS

5/4 @ SPR.....W 2-0 (1-0)  
 5/5 @ SPR.....W 5-4 (2-0)  
 5/6 @ SPR.....L 7-6 (2-1)  
 5/7 @ SPR.....W 11-7 (3-1)  
 5/8 @ SPR.....W 9-3 (4-1)  
 5/8 @ SPR.....W 3-2 (5-1)  
 5/11 vs AMA.....L 3-2 (5-2)  
 5/12 vs AMA.....W 6-1 (6-2)  
 5/13 vs AMA.....W 9-8 (7-2)  
 5/14 vs AMA.....W 4-0 (8-2)  
 5/15 vs AMA.....L 8-0 (8-3)  
 5/16 vs AMA.....L 7-4 (8-4)  
 5/18 @ TUL.....L 12-3 (8-5)  
 5/19 @ TUL.....W 6-1 (9-5)  
 5/20 @ TUL.....L 4-3 (9-6)  
 5/21 @ TUL.....L 4-3 (9-7)  
 5/22 @ TUL.....W 5-1 (10-7)  
 5/23 @ TUL.....W 3-0 (11-7)  
 5/25 vs SPR.....L 7-2 (11-8)  
 5/26 vs SPR.....W 14-1 (12-8)  
 5/27 vs SPR.....L 6-2 (12-9)  
 5/28 vs SPR.....L 5-2 (12-10)  
 5/29 vs SPR.....W 10-9 (13-10)  
 5/30 vs SPR.....W 6-5 (14-10)  
 6/1 vs ARK.....W 2-1 (15-10)  
 6/2 vs ARK.....L 5-2 (15-11)  
 6/3 vs ARK.....W 7-6 (16-11)  
 6/4 vs ARK.....W 8-5 (10) (17-11)  
 6/5 vs ARK.....W 6-4 (18-11)  
 6/6 vs ARK.....L 9-0 (18-12)  
 6/8 @ TUL.....L 8-3 (18-13)  
 6/9 @ TUL.....L 1-0 (18-14)  
 6/10 @ TUL.....L 12-10 (10) (18-15)  
 6/11 @ TUL.....L 5-1 (18-16)  
 6/12 @ TUL.....W 4-2 (10) (19-16)  
 6/13 @ TUL.....W 7-1 (20-16)  
 6/15 vs SPR.....W 13-4 (21-16)  
 6/16 vs SPR.....W 8-2 (22-16)  
 6/17 vs SPR.....L 5-3 (22-17)  
 6/18 vs SPR.....L 3-1 (22-18)  
 6/19 vs SPR.....W 7-4 (23-18)  
 6/20 vs SPR.....L 8-7 (23-19)

## DAILY RESULTS

6/22 @ MID.....W 6-1 (24-19)  
 6/23 @ MID.....W 8-4 (25-19)  
 6/24 @ MID.....W 8-6 (26-19)  
 6/25 @ MID.....L 4-2 (26-20)  
 6/27 G1 @ MID.....W 3-0 (7) (27-20)  
 6/27 G2 @ MID.....W 10-4 (7) (28-20)  
 6/29 @ AMA.....L 4-3 (28-21)  
 6/30 @ AMA.....W 8-1 (29-21)  
 7/1 @ AMA.....W 4-3 (30-21)  
 7/2 @ AMA.....L 9-5 (30-22)  
 7/3 @ AMA.....L 4-1 (30-23)  
 7/4 @ AMA.....W 3-2 (31-23)  
 7/6 vs NWA.....L 10-9 (10) (31-24)  
 7/7 vs NWA.....L 8-5 (31-25)  
 7/8 vs NWA.....L 10-1 (31-26)  
 7/9 vs NWA.....L 10-2 (31-27)  
 7/10 vs NWA.....W 5-4 (32-27)  
 7/11 vs NWA.....W 5-3 (33-27)  
 7/13 vs TUL.....L 7-2 (33-28)  
 7/14 vs TUL.....W 9-3 (34-28)  
 7/15 vs TUL.....W 9-0 (35-28)  
 7/16 vs TUL.....W 7-2 (36-28)  
 7/17 vs TUL.....W 8-7 (10) (37-28)  
 7/18 vs TUL.....L 9-1 (37-29)  
 7/20 @ ARK.....W 4-1 (38-29)  
 7/21 @ ARK.....W 6-4 (39-29)  
 7/22 @ ARK.....W 5-0 (40-29)  
 7/23 @ ARK.....L 4-3 (40-30)  
 7/24 @ ARK.....W 5-4 (10) (41-30)  
 7/25 @ ARK.....L 7-5 (41-31)  
 7/27 @ NWA.....W 18-8 (42-31)  
 7/28 @ NWA.....W 8-3 (43-31)  
 7/29 @ NWA.....L 12-1 (43-32)  
 7/30 @ NWA.....L 9-1 (43-33)  
 7/31 @ NWA.....L 8-4 (43-34)  
 8/1 @ NWA.....W 11-10 (44-34)  
 8/3 vs MID.....W 6-5 (45-34)  
 8/4 vs MID.....W 7-6 (46-34)  
 8/5 vs MID.....L 13-12 (10) (46-35)  
 8/6 vs MID.....W 11-4 (47-35)  
 8/7 vs MID.....W 5-4 (48-35)  
 8/8 vs MID.....W 5-2 (49-35)

## DAILY RESULTS

8/10 @ TUL.....W 5-1 (50-35)  
 8/11 @ TUL.....W 10-5 (51-35)  
 8/12 @ TUL.....L 11-6 (51-36)  
 8/13 @ TUL.....L 4-1 (8) (51-37)  
 8/14 @ TUL.....L 5-2 (51-38)  
 8/15 @ TUL.....W 14-8 (52-38)  
 8/17 @ SPR.....L 8-6 (52-39)  
 8/18 @ SPR.....W 7-1 (53-39)  
 8/19 @ SPR.....W 14-6 (54-39)  
 8/20 @ SPR.....W 6-4 (55-39)  
 8/21 @ SPR.....W 2-0 (56-39)  
 8/22 @ SPR.....W 11-7 (57-39)  
 8/24 vs TUL.....W 6-4 (58-39)  
 8/25 vs TUL.....L 3-2 (58-40)  
 8/26 vs TUL.....L 4-2 (58-41)  
 8/27 vs TUL.....L 2-1 (58-42)  
 8/28 vs TUL.....W 13-4 (59-42)  
 8/29 vs TUL.....W 8-6 (60-42)  
 8/31 @ ARK.....W 10-7 (60-43)  
 9/1 @ ARK.....L 4-3 (60-44)  
 9/2 @ ARK.....L 6-0 (60-45)  
 9/3 @ ARK.....W 6-5 (10) (62-44)  
 9/4 @ ARK.....L 1-0 (62-45)  
 9/5 @ ARK.....L 2-1 (62-46)  
 9/7 vs NWA.....W 3-1 (63-46)  
 9/8 vs NWA.....L 1-0 (63-47)  
 9/9 vs NWA.....L 14-7 (63-48)  
 9/10 vs NWA.....W 5-3 (64-48)  
 9/11 vs NWA.....L 10-3 (64-49)  
 9/12 vs NWA.....W 6-2 (65-49)  
 9/15 G1 vs ARK.....L 10-5 (65-50)  
 9/15 DH G2.....W 6-4 (7) (66-50)  
 9/16 vs ARK.....W 3-2 (67-50)  
 9/17 vs ARK.....W 2-1 (68-50)  
 9/18 vs ARK.....L 5-3 (68-51)  
 9/19 vs ARK.....W 11-6 (69-51)

## PLAYOFFS

AACCS G1 @ NWA.....L 7-5 (0-1)  
 AACCS G2 @ NWA.....L 5-1 (0-2)  
 AACCS G3 vs NWA.....L 6-2 (0-3)



# 2021 WIND SURGE (69-51)

## BATTING STATS

PLAYER	G	AVG	AB	R	H	2B	3B	HR	RBI	BB	SO	SB
Whitefield, A	111	0.257	397	62	102	12	4	6	58	42	112	36
Palacios, J	110	0.259	410	69	106	17	0	19	54	46	109	18
Bechtold, A	99	0.239	351	55	84	23	0	18	48	45	131	1
Morales, R	87	0.306	333	43	102	14	1	1	33	35	47	5
De La Trinidad, E	80	0.266	289	39	77	12	2	9	39	21	81	4
Cabbage, T	68	0.262	244	40	64	10	1	18	49	31	110	2
Hamilton, C	67	0.192	203	24	39	8	1	8	28	41	79	4
Boyd, B	66	0.319	260	50	83	13	1	15	62	21	49	8
Steer, S	65	0.241	249	45	60	11	2	14	42	20	73	4
Burt, D	54	0.317	180	34	57	11	1	3	20	25	46	19
Cabrera, L	52	0.235	170	37	40	7	1	11	33	26	65	5
Miranda, J	47	0.345	194	36	67	8	0	13	38	17	25	4
Martin, A	37	0.254	134	24	34	8	0	3	19	23	30	5
Mooney, P	36	0.163	129	11	21	0	1	2	12	14	31	1
Williams, C	28	0.225	89	17	20	5	1	3	15	13	33	0
Celestino, G	21	0.25	84	10	21	5	0	2	7	11	24	0
Contreras, M	19	0.269	67	10	18	4	1	2	11	9	22	3
Santiago, W	18	0.218	55	6	12	3	0	1	6	2	6	0
Banuelos, D	15	0.185	54	7	10	2	0	0	4	3	19	0
Encarnacion, Y	14	0.125	48	5	6	1	0	0	7	6	16	2
Johnson, S	11	0.107	28	6	3	2	0	0	3	6	7	1
Berman, S	6	0.263	19	1	5	1	0	1	5	0	7	0
Tomscha, D	5	0.25	16	4	4	1	0	0	3	2	6	1
Garland, N	4	0.200	10	1	2	0	0	1	1	0	5	0
Snyder, G	4	0	12	0	0	0	0	0	0	0	6	0
Kerrigan, J	2	0.125	8	0	1	0	1	0	0	0	3	0
Lau, A	1	0	0	0	0	0	0	0	0	0	0	0



**DAVID BANUELOS**



**ROY MORALES**



# 2021 WIND SURGE (69-51)

## PITCHING STATS

Player	W	L	ERA	G	GS	SV	IP	H	R	ER	HR	BB	SO
Schulfer, A	6	8	4.34	24	24	0	110	109	61	53	7	49	105
Balazovic, J	5	4	3.62	20	20	0	97	98	48	39	9	38	102
Vallimont, C	5	7	6.03	21	21	0	91	91	64	61	15	61	130
Sands, C	4	2	2.46	19	18	0	80.1	59	27	22	6	35	96
Sammons, B	3	4	6.44	14	12	0	58.2	51	43	42	13	29	67
Winder, J	3	0	1.98	10	10	0	54.2	41	12	12	5	10	65
Neff, Z	8	3	4.78	31	0	2	52.2	41	30	28	9	19	54
Phillips, A	2	4	5.44	30	0	1	49.2	51	31	30	9	13	53
Moran, J	2	1	1.91	20	0	2	37.2	14	8	8	3	14	64
Mason, R	3	2	2.29	25	0	6	35.1	31	14	9	3	18	38
Lau, A	3	0	5.08	22	2	1	33.2	28	19	19	6	15	31
Lujan, H	3	2	3.62	18	0	0	32.1	25	13	13	8	9	33
Faucher, C	1	1	7.04	19	0	1	30.2	39	29	24	6	24	42
Garcia, J	1	2	5.08	12	5	0	28.1	35	19	16	4	19	31
Gore, J	3	1	1.61	20	0	6	28	15	5	5	1	11	30
Beck, T	1	2	4.21	5	2	0	25.2	22	13	12	6	14	27
Osnowitz, M	1	1	5.55	15	0	0	24.1	27	16	15	2	22	26
Funderburk, K	3	0	1.25	7	0	3	21.2	13	7	3	1	7	23
Sisk, E	1	1	4.87	13	0	0	20.1	22	14	11	2	15	23
Cano, Y	3	1	1.47	12	0	1	18.1	17	7	3	1	5	28
Salinas, J	0	0	7.36	13	0	1	18.1	18	15	15	6	21	15
Manoah Jr., E	1	1	4.61	11	0	1	13.2	9	7	7	2	8	18
Gross, B	0	2	6.75	4	1	0	13.1	20	11	10	1	9	16
Koch, B	1	0	4.73	9	0	1	13.1	13	9	7	2	6	14
Chalmers, D	0	0	9.49	5	2	0	12.1	10	15	13	5	15	13
Milbrath, J	0	0	10	6	0	0	9	8	11	10	0	14	12
Woods Richardson, S	1	1	6.75	4	3	0	8	6	6	6	0	8	10
Hackimer, T	2	0	0	4	0	0	7.1	5	0	0	0	1	11
Nunn, C	0	0	4.91	5	0	1	7.1	6	4	4	1	7	10
Mitchell, J	1	1	4.05	4	0	1	6.2	6	5	3	1	1	4
Kuzia, J	0	0	9	6	0	0	5	5	5	5	1	5	6
Gilmartin, S	1	0	12.27	3	0	0	3.2	5	5	5	0	4	5
Acosta, M	0	0	0	1	0	0	3	1	1	0	0	1	2
Rozek, A	1	0	0	1	0	0	3	2	0	0	0	0	2
Cheshire, J	0	0	4.5	2	0	0	2	4	1	1	0	3	2
Whalen, R	0	0	9	1	0	0	2	2	2	2	1	1	2
Morales, R	0	0	0	1	0	0	0.1	1	0	0	0	0	0



# 2022 WIND SURGE (78-59)

## OPENING DAY LINEUP

1. Austin Martin, SS
2. Edouard Julien, 2B
3. Spencer Steer, 3B
4. Matt Wallner, RF
5. Michael Helman, CF
6. Cole Sturgeon, LF
7. Andrew Bechtold, 1B
8. Leobaldo Cabrera, DH
9. Alex Isola, C
- P. Matt Canterino, RHP

## DAILY RESULTS

5/28 @ CC.....L 14-13 (25-17)  
 5/29 @ CC.....W 7-6 (26-17)  
 6/1 DH G1 vs FRI.....L 3-0 (26-18)  
 6/1 G2 vs FRI.....W 7-1 (7) (27-18)  
 6/2 vs FRI.....W 2-1 (28-18)  
 6/3 vs FRI.....L 2-1 (28-19)  
 6/4 vs FRI.....W 8-7 (11) (29-19)  
 6/5 vs FRI.....W 5-3 (30-19)  
 6/7 @ ARK.....L 6-1 (30-20)  
 6/9 G1 @ ARK...W 7-3 (7) (31-20)  
 6/9 G2 @ ARK...L 3-1 (7) (31-21)  
 6/10 @ ARK.....W 8-0 (32-21)  
 6/11 @ ARK.....L 5-2 (32-22)  
 6/12 @ ARK.....L 6-1 (32-23)  
 6/14 @ TUL.....L 4-3 (32-24)  
 6/15 G1 @ TUL-W 7-4 (7) (33-24)  
 6/15 G2 @ TUL-L 4-3 (7) (33-25)  
 6/16 @ TUL.....L 5-4 (33-26)  
 6/17 @ TUL.....L 5-0 (33-27)  
 6/18 @ TUL.....L 2-1 (33-28)  
 6/19 @ TUL....L 3-2 (10) (33-29)  
 6/21 vs SA.....W 9-2 (34-29)  
 6/23 G1 vs SA.....L 11-4 (34-30)  
 6/23 G2 vs SA-W 7-4 (7) (35-30)  
 6/24 vs SA.....L 11-2 (35-31)  
 6/25 vs SA.....L 4-2 (35-32)  
 6/26 vs SA.....L 2-1 (35-33)

## DAILY RESULTS

7/31 vs NWA.....W 5-3 (16-11)  
 8/2 @ SA.....L 4-3 (16-12)  
 8/3 @ SA.....L 8-0 (16-13)  
 8/4 @ SA.....W 4-3 (10) (17-13)  
 8/5 @ SA.....W 1-0 (18-13)  
 8/6 @ SA.....W 5-1 (19-13)  
 8/7 @ SA.....W 2-1 (20-13)  
 8/9 vs CC.....W 9-2 (21-13)  
 8/10 vs CC.....L 3-0 (21-14)  
 8/11 vs CC.....W 8-5 (22-14)  
 8/12 vs CC.....W 7-3 (23-14)  
 8/13 vs CC.....W 7-6 (24-14)  
 8/14 vs CC.....W 10-4 (25-14)  
 8/16 vs TUL.....W 17-4 (26-14)  
 8/17 vs TUL...W 9-5 (10) (27-14)  
 8/18 vs TUL.....L 7-3 (27-15)  
 8/19 vs TUL.....W 3-0 (28-15)  
 8/20 vs TUL.....W 10-7 (29-15)  
 8/21 vs TUL.....W 7-4 (30-15)  
 8/23 @ FRI....L 4-3 (10) (30-16)  
 8/24 @ FRI.....W 4-0 (31-16)  
 8/25 @ FRI....L 2-1 (10) (31-17)  
 8/26 @ FRI.....L 2-1 (31-18)  
 8/27 @ FRI.....W 8-6 (32-18)  
 8/28 @ FRI.....L 4-3 (32-19)  
 8/30 @ SPR.....L 7-6 (32-20)  
 8/31 @ SPR.....W 5-4 (33-20)  
 9/1 @ SPR.....W 12-8 (34-20)  
 9/2 @ SPR.....W 7-2 (35-20)  
 9/3 @ SPR.....L 8-2 (35-21)  
 9/4 @ SPR....L 4-3 (10) (35-22)  
 9/6 vs NWA.....L 5-1 (35-23)  
 9/7 vs NWA.....W 5-0 (36-23)  
 9/8 vs NWA.....L 6-3 (36-24)  
 9/9 vs NWA.....W 13-7 (37-24)  
 9/10 vs NWA.....W 3-2 (38-24)  
 9/11 vs NWA.....W 1-0 (39-24)  
 9/13 @ MID.....W 3-1 (40-24)  
 9/15 @ MID.....W 8-6 (41-24)  
 9/16 @ MID.....W 2-1 (42-24)  
 9/17 G1 @ MID....L 4-3 (42-25)  
 9/17 G2 @ MID...L 9-1 (42-26)  
 9/18 @ MID.....W 5-3 (43-26)

## DAILY RESULTS

4/8 vs TUL.....L 5-4 (0-1)  
 4/9 vs TUL.....L 3-2 (10) (0-2)  
 4/10 vs TUL.....L 7-3 (0-3)  
 4/12 @ NWA.....L 8-6 (0-4)  
 4/13 @ NWA.....L 8-5 (0-5)  
 4/14 @ NWA.....W 7-1 (1-5)  
 4/15 @ NWA.....W 4-2 (2-5)  
 4/16 @ NWA.....W 6-5 (3-5)  
 4/17 @ NWA.....W 5-1 (4-5)  
 4/19 vs MID.....W 6-4 (5-5)  
 4/20 vs MID.....W 9-8 (10) (6-5)  
 4/21 vs MID.....W 15-1 (7-5)  
 4/22 vs MID.....L 10-8 (7-6)  
 4/23 vs MID.....L 15-4 (7-7)  
 4/24 vs MID.....W 10-7 (8-7)  
 4/26 @ ARK.....L 10-4 (8-8)  
 4/27 @ ARK.....W 7-4 (9-8)  
 4/28 @ ARK.....W 2-0 (10-8)  
 4/29 @ ARK.....W 3-1 (10) (11-8)  
 4/30 @ ARK.....W 9-4 (12-8)  
 5/1 @ ARK.....W 4-3 (13-8)  
 5/6 G1 vs TUL.....W 7-2 (7) (14-8)  
 5/6 G2 vs TUL.....W 10-0 (7) (15-8)  
 5/7 vs TUL.....W 5-4 (16-8)  
 5/8 G1 vs TUL.....L 7-4 (7) (16-9)  
 5/8 G2 vs TUL.....L 6-5 (7) (16-10)  
 5/10 @ NWA.....L 7-4 (16-11)  
 5/11 @ NWA.....W 4-3 (17-11)  
 5/12 @ NWA.....W 10-4 (18-11)  
 5/13 @ NWA.....L 7-0 (18-12)  
 5/14 @ NWA.....W 7-6 (19-12)  
 5/17 vs SPR.....W 11-9 (20-12)  
 5/18 vs SPR.....W 7-6 (11) (21-12)  
 5/19 vs SPR.....W 6-5 (22-12)  
 5/20 vs SPR.....L 5-3 (22-13)  
 5/21 vs SPR.....L 9-7 (22-14)  
 5/22 vs SPR.....W 2-1 (23-14)  
 5/24 @ CC.....W 8-3 (24-14)  
 5/25 @ CC.....L 4-3 (24-15)  
 5/26 @ CC.....L 9-5 (24-16)  
 5/27 @ CC.....W 8-6 (25-16)

## END FIRST HALF

6/28 @ SPR.....L 12-8 (0-1 2H)  
 6/29 @ SPR.....W 10-1 (1-1)  
 6/30 @ SPR.....W 7-6 (2-1)  
 7/1 @ SPR.....L 5-1 (2-2)  
 7/2 @ SPR.....L 5-4 (2-3)  
 7/3 @ SPR.....W 10-9 (8) (3-3)  
 7/4 vs AMA.....W 5-3 (4-3)  
 7/6 vs AMA.....L 4-2 (4-4)  
 7/7 vs AMA.....L 6-3 (4-5)  
 7/8 vs AMA.....W 6-4 (11) (5-5)  
 7/9 vs AMA.....L 6-3 (10) (5-6)  
 7/10 vs AMA.....L 4-3 (5-7)  
 7/12 vs ARK.....W 10-8 (6-7)  
 7/13 vs ARK.....W 16-12 (7-7)  
 7/14 vs ARK.....W 11-5 (8-7)  
 7/15 vs ARK.....W 9-2 (9-7)  
 7/16 vs ARK.....W 7-6 (10-7)  
 7/17 vs ARK.....W 11-1 (11-7)  
 7/22 @ TUL.....W 7-3 (12-7)  
 7/23 @ TUL.....L 10-4 (12-8)  
 7/24 @ TUL.....L 3-0 (12-9)  
 7/26 vs NWA.....W 9-3 (13-9)  
 7/27 vs NWA.....L 5-0 (13-10)  
 7/28 vs NWA.....W 10-2 (14-10)  
 7/29 vs NWA.....L 3-2 (14-11)  
 7/30 vs NWA.....W 11-3 (15-11)

## PLAYOFFS

### TL Division Series

9/20 G1 vs TUL.....W 17-1 (1-0)  
 9/22 G2 @ TUL.....W 11-1 (2-0)

### TL Championship Series

9/25 G1 @ FRI.....L 11-3 (0-1)  
 9/27 G2 vs FRI.....L 7-5 (0-2)



# 2022 WIND SURGE (78-59)

## BATTING STATS

Player	G	AVG	AB	R	H	2B	3B	HR	RBI	BB	SO	SB
Keirsey Jr., D	121	0.271	425	61	115	26	3	7	48	32	108	42
Julien, E	113	0.300	400	77	120	19	3	17	67	98	125	19
Martin, A	90	0.241	336	59	81	13	3	2	32	47	54	34
Bechtold, A	87	0.238	320	43	76	13	0	14	41	45	93	2
Prato, A	87	0.294	296	51	87	22	3	3	31	45	71	10
Cabrera, L	83	0.223	256	35	57	11	1	7	27	28	89	6
Wallner, M	78	0.299	268	61	80	15	1	21	64	62	107	8
Williams, C	75	0.277	271	41	75	16	1	18	58	42	90	2
Sturgeon, C	67	0.249	261	37	65	9	0	8	46	26	45	4
Isola, A	58	0.286	210	33	60	9	0	10	40	32	45	0
Camargo, J	46	0.239	176	24	42	5	0	12	33	16	66	4
Ortega, D	43	0.238	168	17	40	8	1	2	24	15	51	4
Helman, M	39	0.278	144	34	40	6	2	6	20	21	32	10
Severino, Y	37	0.273	143	19	39	8	0	8	25	14	48	0
Steer, S	35	0.307	137	27	42	13	1	8	30	14	23	1
Merrell, K	32	0.265	102	16	27	3	0	4	12	11	17	2
Holland, W	31	0.235	98	21	23	1	2	3	14	17	39	11
Yake, E	28	0.244	86	12	21	7	0	0	8	7	9	4
Schmidt, K	27	0.18	100	8	18	0	0	1	10	6	34	0
Sabato, A	23	0.179	84	13	15	4	0	5	18	10	31	2
Ozoria, D	22	0.226	62	7	14	1	0	0	6	3	20	3
Encarnacion-Strand, C	13	0.333	54	11	18	2	1	5	17	4	14	1
Knight, N	13	0.275	51	8	14	3	1	1	2	5	20	0
Taylor, K	9	0.037	27	3	1	0	0	0	0	5	14	0
Gray, S	7	0.091	22	2	2	0	0	1	1	4	10	0
Morales, R	5	0.333	21	5	7	1	0	0	3	3	2	1
Larnach, T	2	0.125	8	1	1	0	0	1	3	1	3	0
Lee, B	2	0.375	8	1	3	0	0	0	0	0	2	0
Tatum, D	2	0.222	9	2	2	1	0	0	2	0	3	0



CHRIS WILLIAMS



ANTHONY PRATO



# 2022 WIND SURGE (78-59)

## PITCHING STATS

Player	W	L	ERA	G	GS	SV	IP	H	R	ER	HR	BB	SO
Funderburk, K	10	5	2.94	32	17	0	107	98	39	35	8	44	103
Varland, L	7	4	3.34	20	19	0	105	102	46	39	14	39	119
Legumina, C	2	5	4.93	30	13	3	73	78	43	40	11	32	76
Woods Richardson, S	3	3	3.06	16	15	0	70.2	56	25	24	4	26	77
Gossett, D	3	1	2.26	14	11	0	67.2	44	22	17	4	29	71
Laweryson, C	5	0	1.06	19	8	0	59.2	41	7	7	2	15	69
Enlow, B	1	3	4.4	24	10	3	57.1	60	33	28	4	30	64
Cruz, S	1	4	5.14	46	0	4	56	54	35	32	4	35	72
Sammons, B	3	6	5.76	37	1	2	50	47	39	32	14	18	59
German, O	3	3	3.33	37	1	2	46	46	19	17	5	17	49
Headrick, B	2	3	4.81	10	8	0	43	47	24	23	11	12	59
Bentley, D	6	3	3.79	33	0	1	38	32	19	16	2	26	47
Gipson-Long, S	3	4	7.17	8	7	0	37.2	46	30	30	5	6	35
Canterino, M	0	1	1.83	11	10	0	34.1	17	8	7	1	22	50
Cabezas, A	2	0	3.13	24	0	0	31.2	22	13	11	2	12	27
Gore, J	2	1	4.5	27	0	2	30	26	17	15	2	25	31
Sisk, E	3	0	0.95	19	0	1	28.1	16	3	3	2	11	33
Scherff, A	0	2	5.27	25	0	2	27.1	26	24	16	5	15	28
Klimek, S	1	1	7.82	23	0	1	25.1	34	24	22	3	18	18
Schulfer, A	0	0	0.39	15	0	7	23	11	2	1	0	4	30
Gross, B	3	1	4.03	10	3	0	22.1	22	17	10	2	15	23
Phillips, A	2	0	2.42	18	0	2	22.1	17	8	6	3	11	35
Acosta, M	2	1	5.73	12	0	0	22	25	15	14	2	10	15
Vallimont, C	0	2	9.95	7	6	0	19	28	24	21	2	23	20
Peguero, F	3	0	5.3	17	0	1	18.2	20	11	11	0	3	13
Viza, T	5	0	0.49	9	0	0	18.1	11	1	1	0	6	29
Rozek, A	2	0	5.82	6	4	0	17	23	11	11	3	7	14
Angulo, A	2	2	7.63	14	0	1	15.1	21	14	13	3	15	24
Featherstone, Z	1	0	21.32	7	0	0	6.1	16	16	15	2	9	6
Lawson, B	0	2	18.47	4	3	0	6.1	19	15	13	2	8	3
Boyle, M	0	0	16.2	5	0	0	5	10	9	9	3	3	2
McMahon, H	0	2	24.55	4	0	0	3.2	9	11	10	2	4	4
Brink, J	1	0	2.7	4	0	0	3.1	4	1	1	0	3	3
Horstman, R	0	0	6.75	3	0	0	2.2	3	2	2	0	5	1
Coulombe, D	0	0	0	1	1	0	1	0	0	0	0	1	0
Palm, T	0	0	0	1	0	0	1	0	0	0	0	0	2



# 2023 WIND SURGE (64-73)

## OPENING DAY LINEUP

1. Brooks Lee, SS
2. Jake Rucker, 2B
3. Yunior Severino, 3B
4. Patrick Winkel, C
5. Aaron Sabato, 1B
6. DaShawn Keirseay Jr, CF
7. Alerick Soularie, DH
8. Yoyner Fajardo, LF
9. Will Holland, RF
- P. Blayne Enlow, RHP

## DAILY RESULTS

4/6 @ SPR.....W 4-1 (1-0)  
 4/7 @ SPR.....W 2-0 (2-0)  
 4/8 @ SPR.....L 9-4 (2-1)  
 4/11 vs NWA.....W 3-1 (3-1)  
 4/12 vs NWA.....W 8-2 (4-1)  
 4/13 vs NWA.....L 10-3 (4-2)  
 4/14 vs NWA.....W 7-4 (5-2)  
 4/15 vs NWA.....L 12-3 (5-3)  
 4/16 vs NWA.....L 15-5 (5-4)  
 4/18 @ TUL.....W 4-2 (6-4)  
 4/19 @ TUL.....L 4-0 (6-5)  
 4/20 @ TUL.....L 3-0 (6-6)  
 4/21 @ TUL.....L 6-5 (6-7)  
 4/22 @ TUL.....W 4-3 (7-7)  
 4/23 @ TUL.....L 4-3 (7-8)  
 4/25 vs SPR.....W 12-3 (8-8)  
 4/26 vs SPR.....L 10-0 (8-9)  
 4/27 vs SPR.....W 12-11 (9-9)  
 4/28 vs SPR.....L 9-1 (9-10)  
 4/29 vs SPR.....L 16-10 (9-11)  
 4/30 vs SPR.....L 7-4 (9-12)  
 5/2 @ NWA.....L 6-4 (9-13)  
 5/3 @ NWA.....W 3-1 (10-13)  
 5/5 G1 @ NWA.....L 5-1 (7) (10-14)  
 5/5 G2 @ NWA.....L 4-3 (7) (10-15)  
 5/6 @ NWA.....L 5-1 (10-16)  
 5/7 @ NWA.....L 12-3 (10-17)  
 5/9 @ FRI.....W 5-4 (10) (11-17)  
 5/10 @ FRI.....W 16-8 (12-17)  
 5/11 @ FRI.....W 8-6 (13-17)  
 5/12 @ FRI.....W 13-5 (14-17)  
 5/13 @ FRI.....W 12-3 (15-17)  
 5/16 vs ARK.....W 6-4 (16-17)  
 5/17 vs ARK.....L 2-1 (16-18)  
 5/18 vs ARK.....W 6-2 (17-18)  
 5/19 vs ARK.....L 14-10 (17-19)  
 5/20 vs ARK.....L 8-2 (17-20)  
 5/21 vs ARK.....W 4-3 (18-20)  
 5/23 @ SPR.....L 8-3 (18-21)  
 5/24 @ SPR.....W 13-1 (19-21)  
 5/25 @ SPR.....L 5-4 (19-22)  
 5/26 @ SPR.....L 1-0 (19-23)

## DAILY RESULTS

5/27 @ SPR.....W 6-3 (10) (20-23)  
 5/28 @ SPR.....L 10-5 (20-24)  
 5/30 vs TUL.....L 9-8 (20-25)  
 5/31 vs TUL.....W 7-2 (21-25)  
 6/1 vs TUL.....L 5-4 (21-26)  
 6/2 vs TUL.....L 9-1 (21-27)  
 6/3 vs TUL.....L 8-1 (21-28)  
 6/4 vs TUL.....L 6-5 (10) (21-29)  
 6/6 @ SA.....L 6-5 (21-30)  
 6/7 @ SA.....L 10-4 (21-31)  
 6/8 @ SA.....W 10-3 (22-31)  
 6/9 @ SA.....L 5-4 (22-32)  
 6/10 @ SA.....L 5-3 (22-33)  
 6/11 @ SA.....W 8-7 (23-33)  
 6/13 @ MID.....W 8-2 (24-33)  
 6/14 @ MID.....W 8-1 (25-33)  
 6/15 @ MID.....L 8-7 (25-34)  
 6/16 @ MID.....W 8-5 (26-34)  
 6/17 @ MID.....L 7-4 (26-35)  
 6/18 @ MID.....W 5-3 (27-35)  
 6/20 vs ARK.....W 12-4 (28-35)  
 6/21 vs ARK.....L 5-1 (28-36)  
 6/22 vs ARK.....L 10-7 (28-37)  
 6/23 vs ARK.....L 5-2 (28-38)  
 6/24 vs ARK.....L 7-4 (28-39)  
 6/25 vs ARK.....L 3-1 (28-40)

## END FIRST HALF

6/28 vs NWA.....W 15-8 (1-0 2H)  
 6/29 vs NWA.....W 3-1 (2-0)  
 6/30 vs NWA.....W 5-4 (3-0)  
 7/1 vs NWA.....W 6-4 (4-0)  
 7/2 vs NWA.....L 7-4 (4-1)  
 7/3 vs NWA.....L 7-6 (4-2)  
 7/4 @ TUL.....L 5-4 (11) (4-3)  
 7/5 @ TUL.....L 4-1 (4-4)  
 7/6 @ TUL.....W 8-2 (5-4)  
 7/7 @ TUL.....L 6-4 (5-5)  
 7/8 @ TUL.....W 4-3 (6-5)  
 7/9 @ TUL.....L 9-8 (10) (6-6)  
 7/14 vs SPR.....L 4-3 (6-7)  
 7/15 vs SPR.....L 10-3 (6-8)  
 7/16 vs SPR.....W 13-12 (10) (7-8)  
 7/18 @ AMA.....L 10-7 (7-9)  
 7/19 @ AMA.....L 7-5 (7-10)  
 7/20 @ AMA.....W 4-1 (8-10)  
 7/21 @ AMA.....L 3-2 (9-10)  
 7/22 @ AMA.....L 8-2 (9-11)  
 7/23 @ AMA.....W 12-6 (10-11)  
 7/25 vs FRI.....L 10-4 (10-12)  
 7/26 vs FRI.....L 19-10 (10-13)  
 7/27 vs FRI.....W 4-1 (11-13)  
 7/28 vs FRI.....L 10-7 (11-14)  
 7/29 vs FRI.....W 7-6 (12-14)  
 7/30 vs FRI.....L 8-6 (12-15)

## DAILY RESULTS

8/1 vs TUL.....W 3-1 (12-16)  
 8/2 vs TUL.....W 4-0 (13-16)  
 8/3 vs TUL.....L 10-0 (13-17)  
 8/4 vs TUL.....L 14-7 (13-18)  
 8/5 vs TUL.....W 9-5 (14-18)  
 8/6 vs TUL.....W 10-9 (15-18)  
 8/8 @ NWA.....W 5-2 (16-18)  
 8/9 @ NWA.....W 2-1 (5) (17-18)  
 8/10 @ NWA.....L 10-6 (17-19)  
 8/11 @ NWA.....L 8-7 (17-20)  
 8/12 @ NWA.....W 13-3 (18-20)  
 8/13 @ NWA.....W 9-8 (10) (19-20)  
 8/15 vs SPR.....W 5-2 (20-20)  
 8/16 vs SPR.....W 5-1 (21-20)  
 8/17 vs SPR.....W 7-6 (10) (22-20)  
 8/18 vs SPR.....W 5-4 (23-20)  
 8/19 vs SPR.....L 11-2 (23-21)  
 8/20 vs SPR.....W 12-1 (24-21)  
 8/22 @ ARK.....L 5-0 (24-22)  
 8/23 @ ARK.....W 5-1 (25-22)  
 8/24 @ ARK.....W 4-1 (26-22)  
 8/25 @ ARK.....W 11-1 (27-22)  
 8/26 @ ARK.....W 2-0 (28-22)  
 8/27 @ ARK.....W 6-5 (29-22)  
 8/29 vs SA.....W 5-2 (30-22)  
 8/30 vs SA.....L 9-2 (30-23)  
 8/31 vs SA.....L 8-6 (30-24)  
 9/1 vs SA.....W 2-0 (10) (31-24)  
 9/2 vs SA.....L 5-3 (31-25)  
 9/3 vs SA.....W 4-3 (32-25)  
 9/5 @ CC.....L 5-1 (32-26)  
 9/6 @ CC.....L 10-4 (32-27)  
 9/7 @ CC.....W 2-1 (33-27)  
 9/8 @ CC.....L 8-2 (33-28)  
 9/9 @ CC.....L 7-3 (33-29)  
 9/10 @ CC.....W 3-2 (34-29)  
 9/12 vs MID.....L 5-2 (34-30)  
 9/13 vs MID.....L 2-1 (34-31)  
 9/14 vs MID.....W 5-4 (35-31)  
 9/15 vs MID.....W 7-0 (36-31)  
 9/16 vs MID.....L 8-7 (36-32)  
 9/17 vs MID.....L 6-4 (36-33)



**PATRICK WINKEL**



# 2023 WIND SURGE (64-73)

## BATTING STATS

Player	G	AVG	AB	R	H	2B	3B	HR	RBI	BB	SO	SB
Fajardo, Y	123	0.305	469	75	143	23	8	9	53	50	84	50
Rucker, J	119	0.248	420	51	104	21	4	9	63	42	123	10
Isola, A	110	0.279	408	66	114	22	0	20	58	50	100	5
Holland, W	99	0.197	294	50	58	11	3	5	35	42	95	30
Keirseay Jr., D	91	0.305	361	59	110	17	5	13	48	31	93	31
Winkel, P	88	0.266	304	43	81	16	1	10	48	45	86	3
Lee, B	87	0.292	349	63	102	31	0	11	61	41	63	6
Gray, S	84	0.26	285	48	74	9	2	9	37	41	108	14
Severino, Y	84	0.287	334	56	96	15	2	24	62	36	117	3
Soularie, A	79	0.231	225	41	52	5	1	11	33	39	75	22
Sabato, A	77	0.221	272	38	60	19	1	12	45	42	103	2
Schobel, T	49	0.226	177	19	40	6	1	2	18	25	40	3
Banuelos, D	47	0.27	152	24	41	7	1	10	30	21	68	1
Prato, A	43	0.171	129	17	22	2	1	2	15	20	35	8
Garry Jr., W	34	0.264	106	14	28	9	2	4	23	7	37	9
Shuffield, D	26	0.241	87	11	21	2	0	4	10	13	28	6
Smith, A	26	0.202	89	10	18	2	0	2	8	10	31	2
Yake, E	24	0.177	62	9	11	3	0	1	4	10	13	2
Ross, B	10	0.226	31	5	7	0	0	0	4	4	7	2
Helman, M	6	0.227	22	2	5	1	0	1	5	1	5	0
Nigro, F	3	0.111	9	1	1	0	0	0	0	2	4	0
Lewis, R	2	0.333	6	3	2	1	0	0	1	1	3	2
Schmidt, K	2	0.25	8	2	2	0	0	0	1	1	2	0



**SETH GRAY**



**BROOKS LEE**



# 2023 WIND SURGE (64-73)

## PITCHING STATS

Player	W	L	ERA	G	GS	SV	IP	H	R	ER	HR	BB	SO
Adams, T	4	10	5.66	26	25	0	109.2	118	75	69	16	43	97
Luna, C	2	9	5.87	23	16	0	95	106	69	62	30	24	96
Ohl, P	7	3	2.69	16	14	0	87	70	26	26	9	13	74
Rozek, A	3	3	5.76	26	15	1	86	93	59	55	15	30	81
Festa, D	3	3	4.39	21	19	0	80	76	45	39	8	33	104
McMahon, H	2	1	6.71	40	0	4	60.1	65	50	45	9	19	57
Enlow, B	3	1	3.17	11	10	0	54	48	23	19	6	13	65
Scherff, A	4	2	3.57	39	0	4	53	50	23	21	5	31	66
Grace, R	1	3	4.11	27	1	2	50.1	40	27	23	5	23	53
Bentley, D	3	1	4.36	29	0	0	43.1	50	22	21	3	18	45
Taylor, C	2	5	3.98	31	1	2	43	37	24	19	3	21	46
Donato, C	1	7	11.57	13	11	0	42	72	55	54	13	23	36
Peguero, F	3	4	4.5	31	0	3	40	42	24	20	9	10	34
Floyd, T	2	2	5.97	28	0	0	37.2	45	26	25	6	19	41
Nowlin, J	3	1	3.82	9	7	0	37.2	31	21	16	4	22	35
Brink, J	1	2	6	28	0	5	33	31	22	22	4	21	27
Mattson, I	3	1	3.62	21	1	0	32.1	15	15	13	3	24	42
Raya, M	0	3	5.28	11	11	0	29	22	19	17	2	14	26
Bravo, J	3	3	6.28	11	2	0	28.2	33	26	20	8	10	25
Boyle, M	2	0	2.63	19	0	1	27.1	24	8	8	5	9	29
Nordlin, S	0	1	5.67	16	0	0	27	37	17	17	3	12	13
Cabezas, A	1	2	4.43	14	0	1	20.1	25	12	10	5	10	22
German, O	2	1	5.4	15	0	0	18.1	24	11	11	1	9	15
Beck, T	3	0	3.06	10	0	0	17.2	13	6	6	1	9	19
Rodriguez, M	3	2	3.95	13	0	3	13.2	19	14	6	0	4	24
Carr, J	1	1	6.1	4	1	0	10.1	14	8	7	2	4	5
Funderburk, K	1	0	1	5	0	1	9	8	1	1	0	6	14
Phillips, A	1	0	11.57	4	0	0	4.2	9	6	6	2	6	2
Mooney, S	0	1	8.31	5	2	0	4.1	5	5	4	2	4	5
Paddack, C	0	1	4.5	1	1	0	4	4	2	2	1	0	6
Alcala, J	0	0	9	2	0	0	2	3	2	2	1	1	4
Holland, W	0	0	16.2	3	0	0	1.2	4	3	3	2	0	0
Bañuelos, D	0	0	94.5	1	0	0	0.2	6	7	7	4	1	1
Griffith, O	0	0	---	1	0	0	0	1	3	3	1	1	0



# 2024 WIND SURGE (58-80)

## OPENING DAY LINEUP

1. Emmanuel Rodriguez, CF
2. Tanner Schobel, 3B
3. Andrew Cossetti, DH
4. Kala'i Rosario, RF
5. Ben Ross, SS
6. Jorel Ortega, 2B
7. Carson McCusker, LF
8. Noah Cardenas, C
9. Jake Rucker, 1B
- P. Marco Raya, RHP

## DAILY RESULTS

5/24 vs SA.....L 1-0 (17-25)  
 5/25 vs SA.....L 4-2 (17-26)  
 5/26 vs SA.....W 3-1 (18-26)  
 5/28 vs SPR.....L 2-1 (18-27)  
 5/29 vs SPR.....W 4-2 (19-27)  
 5/30 vs SPR.....L 7-5 (19-28)  
 5/31 vs SPR.....L 3-1 (19-29)  
 6/1 vs SPR.....L 8-2 (19-30)  
 6/2 vs SPR.....L 6-2 (19-31)  
 6/4 @ NWA.....L 10-1 (19-32)  
 6/5 @ NWA.....W 4-2 (20-32)  
 6/6 G1 @ NWA...W 3-2 (7) (21-32)  
 6/6 G2 @ NWA...W 7-5 (7) (22-32)  
 6/7 @ NWA.....L 13-5 (22-33)  
 6/8 @ NWA.....W 7-2 (23-33)  
 6/9 @ NWA.....L 3-2 (23-34)  
 6/11 vs MID.....L 4-2 (23-35)  
 6/12 vs MID.....W 10-5 (24-35)  
 6/13 vs MID.....L 8-5 (24-36)  
 6/14 vs MID.....W 6-1 (25-36)  
 6/15 vs MID.....W 6-3 (11) (26-36)  
 6/16 vs MID.....W 6-0 (27-36)  
 6/18 @ ARK.....L 3-2 (27-37)  
 6/19 @ ARK.....W 9-2 (28-37)  
 6/20 @ ARK.....L 2-1 (28-38)  
 6/21 @ ARK.....W 3-2 (29-38)  
 6/22 @ ARK.....W 8-3 (30-38)  
 6/23 @ ARK.....W 3-2 (31-38)

### END FIRST HALF

6/25 vs NWA.....L 8-6 (0-1 2H)  
 6/26 vs NWA.....W 6-1 (1-1)  
 6/27 vs NWA.....L 7-2 (10) (1-2)  
 6/28 vs NWA.....L 11-7 (1-3)  
 6/29 vs NWA.....L 3-2 (1-4)  
 6/30 vs NWA.....W 7-3 (2-4)  
 7/1 vs TUL.....W 12-1 (3-4)  
 7/2 vs TUL.....W 6-2 (4-4)  
 7/3 vs TUL.....L 3-2 (10) (4-5)  
 7/4 @ TUL SUSP in 7th Inning 1-1  
 7/5 G1 @ TUL.....L 5-4 (4-6)  
 7/5 G2 @ TUL.....L 7-0 (4-7)  
 7/6 @ TUL.....L 7-4 (4-8)  
 7/9 @ SPR.....L 7-6 (10) (4-9)  
 7/10 @ SPR.....W 7-3 (5-9)  
 7/11 @ SPR.....L 6-4 (5-10)  
 7/12 @ SPR.....L 9-7 (5-11)  
 7/13 @ SPR.....L 10-2 (5-12)  
 7/14 @ SPR.....L 16-9 (5-13)  
 7/19 vs FRI.....L 8-5 (5-14)  
 7/20 vs FRI.....W 4-1 (6-14)  
 7/21 vs FRI.....W 2-1 (7-14)  
 7/23 @ AMA.....L 12-3 (7-15)  
 7/24 @ AMA.....L 7-3 (7-16)  
 7/25 @ AMA.....L 3-2 (7-17)

## DAILY RESULTS

7/26 @ AMA.....W 4-1 (8-17)  
 7/27 @ AMA.....W 10-9 (9-17)  
 7/28 @ AMA.....W 10-8 (10-17)  
 7/30 vs NWA.....L 4-3 (10-18)  
 7/31 vs NWA.....L 9-4 (10-19)  
 8/1 vs NWA.....L 6-5 (10-20)  
 8/2 vs NWA.....W 8-4 (11-20)  
 8/3 vs NWA.....L 4-1 (11-21)  
 8/4 vs NWA.....W 3-2 (12-21)  
 8/6 @ CC.....W 5-4 (10) (13-21)  
 8/7 @ CC.....W 3-0 (14-21)  
 8/8 @ CC.....L 2-1 (14-22)  
 8/9 @ CC.....L 4-1 (14-23)  
 8/10 @ CC.....W 4-3 (15-23)  
 8/11 @ CC.....W 10-1 (16-23)  
 8/13 vs ARK.....L 8-3 (16-24)  
 8/14 vs ARK.....W 8-4 (17-24)  
 8/15 vs ARK.....L 6-5 (17-25)  
 8/16 vs ARK.....W 3-2 (11) (18-25)  
 8/17 vs ARK.....L 9-8 (18-26)  
 8/18 vs ARK.....L 12-3 (18-27)  
 8/20 @ MID.....L 3-0 (18-28)  
 8/21 @ MID.....L 11-10 (11) (18-29)  
 8/22 @ MID.....L 4-3 (11) (18-30)  
 8/23 @ MID.....L 7-4 (18-31)  
 8/24 @ MID.....W 2-1 (10) (19-31)  
 8/25 @ MID.....L 4-1 (19-32)  
 8/27 vs SPR.....W 4-3 (20-32)  
 8/28 vs SPR.....L 2-1 (20-33)  
 8/29 vs SPR.....L 6-3 (20-34)  
 8/30 vs SPR.....W 6-1 (21-34)  
 8/31 vs SPR.....W 6-1 (22-34)  
 9/1 vs SPR.....L 5-2 (22-35)  
 9/2 @ FRI.....L 3-2 (11) (22-36)  
 9/4 @ FRI.....L 2-1 (22-37)  
 9/5 @ FRI.....W 6-5 (23-37)  
 9/6 @ FRI.....L 2-1 (23-38)  
 9/7 @ FRI.....L 1-0 (23-39)  
 9/8 @ FRI.....W 4-2 (10) (24-39)  
 9/10 vs TUL.....L 5-4 (24-40)  
 9/11 vs TUL.....L 5-3 (24-41)  
 9/12 vs TUL.....L 5-0 (24-42)  
 9/13 vs TUL.....W 9-1 (25-42)  
 9/14 vs TUL.....L 3-2 (25-43)  
 9/15 vs TUL.....W 4-2 (26-43)

## DAILY RESULTS

4/5 vs FRI.....L 6-4 (0-1)  
 4/6 vs FRI.....W 13-3 (1-1)  
 4/7 vs FRI.....L 12-8 (1-2)  
 4/9 @ SPR.....L 6-2 (1-3)  
 4/11 @ SPR.....L 7-6 (10) (1-4)  
 4/12 G1 @ SPR.....L 3-1 (7) (1-5)  
 4/12 G2 @ SPR.....L 10-2 (7) (1-6)  
 4/13 @ SPR.....L 5-3 (1-7)  
 4/14 @ SPR.....L 8-7 (1-8)  
 4/16 vs TUL.....L 15-4 (1-9)  
 4/17 vs TUL.....L 2-1 (11) (1-10)  
 4/18 vs TUL.....W 7-6 (10) (2-10)  
 4/19 vs TUL.....L 5-0 (2-11)  
 4/20 vs TUL.....W 7-3 (3-11)  
 4/21 vs TUL.....W 6-2 (4-11)  
 4/23 @ SA.....L 1-0 (4-12)  
 4/24 @ SA.....L 9-6 (4-13)  
 4/25 @ SA.....W 9-2 (5-13)  
 4/26 @ SA.....W 7-1 (6-13)  
 4/27 @ SA.....W 5-3 (7-13)  
 4/28 @ SA.....L 3-1 (7-14)  
 4/30 @ NWA.....L 8-4 (7-15)  
 5/1 @ NWA.....W 6-5 (8-15)  
 5/2 @ NWA.....L 12-3 (8-16)  
 5/3 @ NWA.....L 7-6 (8-17)  
 5/4 @ NWA.....W 8-7 (9-17)  
 5/7 vs ARK.....W 16-2 (10-17)  
 5/8 vs ARK.....W 5-4 (11-17)  
 5/9 vs ARK.....W 6-2 (12-17)  
 5/10 vs ARK.....L 5-4 (11) (12-18)  
 5/11 vs ARK.....L 5-1 (12-19)  
 5/12 vs ARK.....W 11-1 (13-19)  
 5/14 @ TUL.....W 6-3 (14-19)  
 5/15 @ TUL.....W 7-1 (15-19)  
 5/16 @ TUL.....W 11-8 (16-19)  
 5/17 @ TUL.....L 8-6 (16-20)  
 5/18 @ TUL.....L 4-3 (16-21)  
 5/19 @ TUL.....L 6-5 (16-22)  
 5/21 vs SA.....L 3-2 (16-23)  
 5/22 vs SA.....L 4-3 (16-24)  
 5/23 vs SA.....W 8-0 (17-24)



**BEN ROSS**



# 2024 WIND SURGE (58-80)

## BATTING STATS

Player	G	AVG	AB	R	H	2B	3B	HR	RBI	BB	SO	SB
Ross, B	123	0.212	410	48	87	18	1	11	38	40	136	20
Schobel, T	122	0.211	455	67	96	20	4	10	53	59	124	13
Rucker, J	121	0.261	468	55	122	23	1	9	68	35	77	5
Ortega, J	120	0.214	364	49	78	13	3	10	44	44	102	11
McCusker, C	98	0.281	370	56	104	26	3	15	64	38	117	7
Morales, J	88	0.278	327	39	91	21	1	9	52	30	57	4
Cossetti, A	86	0.192	317	34	61	18	3	8	43	41	115	5
Sabato, A	85	0.206	306	35	63	14	0	10	33	38	104	8
Fedko, K	76	0.227	251	24	57	14	0	3	21	37	59	7
Cardenas, N	75	0.173	254	32	44	11	0	5	32	43	71	4
Rosario, K	67	0.235	264	36	62	19	1	8	34	32	91	3
Keaschall, L	58	0.281	221	43	62	9	1	8	27	32	51	9
Shuffield, D	38	0.228	123	20	28	6	0	4	19	13	38	7
Rodriguez, E	37	0.298	124	40	37	12	2	8	20	42	46	9
Soularie, A	33	0.164	67	19	11	2	0	2	10	12	24	12
Dearden, T	27	0.221	95	9	21	9	0	0	6	7	27	0
Isola, A	19	0.214	70	7	15	2	0	2	8	7	15	0
Olivar, R	19	0.224	67	7	15	2	0	1	7	9	18	3
Jenkins, W	6	0.16	25	3	4	1	0	0	1	3	4	2



**TANNER SCHOBEL**



**JEFERSON MORALES**



# 2024 WIND SURGE (58-80)

## PITCHING STATS

Player	W	L	ERA	G	GS	SV	IP	H	R	ER	HR	BB	SO
Adams, T	5	7	3.67	22	19	0	108	95	51	44	9	28	109
Raya, M	3	4	4.27	24	24	0	92.2	84	44	44	8	44	99
Nowlin, J	5	7	4.67	21	15	0	96.1	90	59	50	11	48	97
Lewis, C	2	6	2.59	15	13	1	66	54	21	19	7	34	80
Ohl, P	4	7	4.68	21	15	1	102	113	63	53	14	16	70
Matthews, Z	2	1	1.95	10	9	0	55.1	36	17	12	2	6	63
Morris, A	6	3	1.9	12	10	1	61.2	49	18	13	1	14	63
Floyd, T	4	4	4.04	44	1	2	64.2	54	33	29	3	27	59
Rozek, A	5	4	2.19	14	5	0	70	56	20	17	5	13	59
Stankiewicz, J	2	5	4.45	41	0	2	58.2	65	32	29	6	15	49
Whorff, J	3	3	2.93	22	5	2	46	39	17	15	4	23	45
MacLeod, C	1	2	3.72	8	7	1	38.2	27	17	16	4	20	44
Rodriguez, M	1	7	4.96	37	0	5	45.1	41	35	25	1	22	42
Engler, S	4	1	6.88	27	0	0	34	28	27	26	2	30	37
Grace, R	1	4	4.19	31	0	0	43	39	24	20	4	21	34
Laweryson, C	2	2	6.82	27	0	3	33	41	28	25	1	12	33
Solomon, J	2	4	7.76	30	0	4	31.1	38	31	27	2	25	33
Bischoff, K	0	0	1.4	14	0	2	19.1	11	6	3	1	8	25
Culpepper, C	1	1	4.71	6	6	0	21	19	11	11	2	7	21
Brice, A	0	0	1.08	7	0	1	8.1	7	3	1	0	4	19
Velez, R	1	3	6.27	16	0	0	18.2	24	15	13	3	7	17
Alexy, A	1	2	6.87	7	3	0	18.1	11	16	14	0	26	16
Fox, M	0	0	2.63	11	0	0	13.2	11	5	4	1	12	13
Paredes, M	0	0	5.79	13	0	0	18.2	21	12	12	1	8	13
Marcano, R	0	2	16.71	5	1	0	7	7	13	13	3	14	9
Reed, S	1	0	6.75	4	0	0	6.2	8	6	5	0	7	8
Jones, K	0	0	3.6	3	2	0	10	7	4	4	1	4	7
McMahon, H	1	0	5.65	8	0	0	14.1	16	9	9	2	2	4
Wittgren, N	1	1	3.52	5	3	0	7.2	10	4	3	1	2	4
Wosinski, J	0	0	0	2	0	0	4	1	0	0	0	1	3
Noble, J	0	0	3	1	0	0	3	1	1	1	0	0	1
Ortega, J	0	0	0	2	0	0	1.2	0	0	0	0	0	0
Rucker, J	0	0	0	1	0	0	0.1	0	0	0	0	0	0



# 2025 WIND SURGE (76-62)

## OPENING DAY LINEUP

1. Walker Jenkins, DH
2. Ben Ross, SS
3. Kala'i Rosario, RF
4. Noah Cardenas, C
5. Tanner Schobel, 3B
6. Ricardo Olivar, LF
7. Jorel Ortega, 1B
8. Jake Rucker, 2B
9. Allan Cerda, CF
- P. Connor Prielipp, LHP

## DAILY RESULTS

4/5 @ SPR.....L 6-2 (0-1)  
 4/6 @ SPR G1.....L 5-0 (0-2)  
 4/6 @ SPR G2.....W 10-2 (1-2)  
 4/8 vs MID.....W 3-1 (2-2)  
 4/9 vs MID.....L 8-4 (2-3)  
 4/10 vs MID.....W 3-2 (3-3)  
 4/11 vs MID.....W 4-1 (4-3)  
 4/12 vs MID.....W 8-4 (5-3)  
 4/13 vs MID.....W 5-2 (6-3)  
 4/15 @ TUL.....L 3-0 (6-4)  
 4/16 @ TUL.....L 5-4 (14) (6-5)  
 4/17 @ TUL.....L 5-3 (6-6)  
 4/18 @ TUL.....L 7-6 (6-7)  
 4/19 @ TUL G1.....W 3-1 (7-7)  
 4/19 @ TUL G2.....W 7-0 (8-7)  
 4/22 vs SPR.....W 12-1 (9-7)  
 4/23 vs SPR.....W 7-6 (10) (10-7)  
 4/24 vs SPR.....L 5-2 (10-8)  
 4/25 vs SPR.....W 2-1 (11-8)  
 4/26 vs SPR.....W 7-0 (12-8)  
 4/27 vs SPR.....L 12-4 (12-9)  
 4/29 @ FRI.....W 5-2 (13-9)  
 4/30 @ FRI.....W 7-0 (14-9)  
 5/1 @ FRI.....W 5-2 (15-9)  
 5/2 @ FRI.....L 3-2 (15-10)  
 5/3 @ FRI.....L 5-2 (15-11)  
 5/4 @ FRI.....L 6-1 (15-12)  
 5/6 @ NWA.....L 5-4 (15-13)  
 5/7 @ NWA.....L 6-5 (10) (15-14)  
 5/8 @ NWA.....W 5-3 (16-14)  
 5/9 @ NWA.....W 5-3 (17-14)  
 5/10 @ NWA.....W 3-1 (18-14)  
 5/11 @ NWA.....W 6-4 (19-14)  
 5/13 vs ARK.....L 6-5 (19-15)  
 5/14 vs ARK.....W 11-9 (20-15)  
 5/15 vs ARK.....L 5-3 (20-16)  
 5/16 vs ARK.....L 10-4 (20-17)  
 5/17 vs ARK.....W 11-2 (21-17)  
 5/18 vs ARK.....W 15-7 (22-17)  
 5/20 @ SA.....L 5-4 (22-18)  
 5/21 @ SA.....W 6-4 (23-18)  
 5/22 @ SA.....L 2-1 (23-19)

## DAILY RESULTS

5/23 @ SA.....L 2-1 (23-20)  
 5/24 @ SA.....L 5-2 (23-21)  
 5/25 @ SA.....L 3-2 (23-22)  
 5/27 vs TUL.....W 11-0 (24-22)  
 5/28 vs TUL.....L 10-7 (10) (24-23)  
 5/29 vs TUL.....L 4-3 (24-24)  
 5/30 vs TUL.....W 7-1 (25-24)  
 5/31 vs TUL.....L 6-5 (10) (25-25)  
 6/1 vs TUL.....W 6-0 (26-25)  
 6/3 @ NWA.....W 2-1 (27-25)  
 6/4 @ NWA.....L 6-5 (11) (27-26)  
 6/5 @ NWA.....W 10-8 (28-26)  
 6/6 @ NWA.....W 8-2 (29-26)  
 6/7 @ NWA.....L 6-4 (29-27)  
 6/8 @ NWA.....L 6-5 (29-28)  
 6/10 vs CC.....W 8-2 (30-28)  
 6/11 vs CC.....L 11-0 (30-29)  
 6/12 vs CC.....W 5-1 (31-29)  
 6/13 vs CC.....W 9-3 (32-29)  
 6/14 vs CC.....W 3-1 (33-29)  
 6/15 vs CC.....W 5-3 (34-29)  
 6/17 @ ARK.....W 6-1 (35-29)  
 6/18 @ ARK.....L 5-4 (10) (35-30)  
 6/19 @ ARK.....W 5-1 (36-30)  
 6/20 @ ARK.....W 7-2 (37-30)  
 6/21 @ ARK.....L 4-3 (37-31)  
 6/22 @ ARK.....L 9-2 (37-32)

## END FIRST HALF

6/24 vs SPR.....W 3-0 (1-0 2H)  
 6/25 vs SPR.....W 10-1 (2-0)  
 6/26 vs SPR.....W 5-0 (3-0)  
 6/27 vs SPR.....L 10-7 (3-1)  
 6/28 vs SPR.....L 12-6 (3-2)  
 6/29 vs SPR.....W 7-4 (4-2)  
 7/1 @ TUL.....W 7-1 (5-2)  
 7/2 @ TUL.....L 2-1 (5-3)  
 7/3 @ TUL.....W 10-6 (10) (6-3)  
 7/4 vs TUL.....W 14-2 (7-3)  
 7/5 vs TUL.....L 3-2 (7-4)  
 7/6 vs TUL.....W 15-13 (8-4)  
 7/8 vs SA.....W 6-2 (9-4)  
 7/9 vs SA.....L 6-4 (9-5)  
 7/10 vs SA.....L 8-6 (9-6)  
 7/11 vs SA.....L 7-2 (9-7)  
 7/12 vs SA.....L 4-2 (9-8)  
 7/13 vs SA.....L 7-3 (9-9)  
 7/18 @ SPR.....L 4-3 (9-10)  
 7/19 @ SPR.....W 5-4 (10-10)  
 7/20 @ SPR.....L 7-4 (10-11)  
 7/22 vs FRI.....W 12-5 (11-11)  
 7/23 vs FRI.....L 3-0 (11-12)  
 7/24 vs FRI.....W 6-5 (12-12)  
 7/25 vs FRI.....W 3-0 (5) (13-12)  
 7/26 vs FRI.....W 3-2 (14-12)

## DAILY RESULTS

7/27 vs FRI.....W 6-4 (15-12)  
 7/29 @ AMA.....L 10-8 (15-13)  
 7/31 @ AMA G1.....L 7-2 (15-14)  
 7/31 @ AMA G2.....L 3-2 (15-15)  
 8/1 @ AMA.....L 3-1 (15-16)  
 8/2 @ AMA.....W 16-11 (16-16)  
 8/3 @ AMA.....W 16-8 (17-16)  
 8/5 vs NWA.....W 8-7 (18-16)  
 8/6 vs NWA.....W 6-0 (19-16)  
 8/7 vs NWA.....L 6-4 (19-17)  
 8/8 vs NWA.....L 9-5 (19-18)  
 8/9 vs NWA.....W 6-3 (20-18)  
 8/10 vs NWA.....L 11-3 (20-19)  
 8/12 @ SPR.....L 4-2 (20-20)  
 8/13 @ SPR.....L 5-1 (20-21)  
 8/14 @ SPR.....L 8-1 (20-22)  
 8/15 @ SPR.....W 7-2 (21-22)  
 8/16 @ SPR.....W 6-0 (22-22)  
 8/17 @ SPR.....W 7-4 (23-22)  
 8/19 @ MID.....W 10-4 (24-22)  
 8/20 @ MID.....L 7-5 (24-23)  
 8/21 @ MID.....L 9-3 (24-24)  
 8/22 @ MID.....W 9-4 (25-24)  
 8/23 @ MID.....W 7-3 (26-24)  
 8/24 @ MID.....L 6-2 (26-25)  
 8/26 vs ARK.....W 5-3 (27-25)  
 8/27 vs ARK.....W 8-5 (28-25)  
 8/28 vs ARK.....W 7-4 (29-25)  
 8/29 vs ARK.....W 3-0 (30-25)  
 8/30 vs ARK.....W 5-2 (31-25)  
 8/31 vs ARK.....W 6-3 (32-25)  
 9/2 vs TUL.....W 12-2 (33-25)  
 9/4 vs TUL G1.....W 2-0 (34-25)  
 9/4 vs TUL G2.....L 14-5 (34-26)  
 9/5 vs TUL.....L 6-1 (34-27)  
 9/6 vs TUL.....L 10-1 (34-28)  
 9/7 vs TUL.....W 12-11 (35-28)  
 9/9 @ CC.....W 4-0 (36-28)  
 9/10 @ CC.....W 2-1 (37-28)  
 9/11 @ CC.....L 2-0 (37-29)  
 9/12 @ CC.....W 8-3 (38-29)  
 9/13 @ CC.....W 7-5 (39-29)  
 9/14 @ CC.....L 8-5 (39-30)



**WALKER JENKINS**



# 2025 WIND SURGE (76-62)

## BATTING STATS

Player	G	AVG	AB	R	H	2B	3B	HR	RBI	BB	SO	SB
Rosario, K	130	0.256	497	92	127	30	5	25	83	73	159	32
Ross, B	120	0.219	424	60	93	17	1	14	60	55	111	18
Olivar, R	93	0.264	352	56	93	13	0	13	59	49	74	13
Cespedes, R	93	0.244	360	41	88	21	3	9	53	35	67	1
Fedko, K	88	0.253	312	62	79	15	0	20	58	58	79	26
Rucker, J	85	0.236	284	36	67	9	2	7	36	31	43	8
Cossetti, A	84	0.226	287	48	65	15	1	14	51	52	97	3
Ortega, J	74	0.218	229	30	50	7	0	8	28	30	67	9
Culpepper, K	59	0.285	239	39	68	7	1	11	30	24	50	10
Gonzalez, G	55	0.344	212	39	73	19	2	4	15	26	30	5
Jenkins, W	52	0.309	191	38	59	11	1	7	24	34	44	11
Baez, N	51	0.237	190	22	45	8	4	5	31	13	35	2
Schobel, T	49	0.292	202	39	59	12	1	7	29	25	33	7
Salas, J	48	0.21	162	21	34	8	0	5	22	13	49	10
Sabato, A	39	0.305	141	21	43	11	0	9	26	20	42	1
Dearden, T	36	0.277	119	10	33	4	1	2	16	12	24	2
Mendez, H	33	0.324	111	24	36	3	1	3	16	27	21	4
Cardenas, N	30	0.257	101	21	26	7	0	3	17	22	25	0
Houghton, M	21	0.284	74	11	21	6	0	2	8	6	21	6
Genth, H	10	0.152	33	7	5	1	0	2	5	3	12	4
Cerda, A	10	0.125	32	3	4	1	1	1	5	3	15	0
Hess, K	6	0.059	17	1	1	1	0	0	0	1	6	0
Shuffield, D	2	0.429	7	2	3	2	0	0	0	1	2	0



RUBEL CESPEDES



JAKE RUCKER



# 2025 WIND SURGE (76-62)

## PITCHING STATS

Player	W	L	ERA	G	GS	SV	IP	H	R	ER	HR	BB	SO
Paredes, M	11	0	2.43	37	2	7	103.2	79	32	28	8	28	91
Castro, R	3	4	5.48	28	15	2	95.1	99	60	58	14	31	93
Bowen, D	3	7	5.14	27	16	0	84	83	53	48	17	38	58
Klein, J	7	5	3.12	24	11	0	80.2	70	42	28	6	24	95
Rozek, A	3	1	3.53	19	9	1	79	80	35	31	9	19	79
Prielipp, C	0	6	3.65	19	19	0	61.2	74	36	25	5	18	73
Culpepper, C	2	2	2.65	15	15	0	54.1	45	20	16	4	30	45
Nowlin, J	5	0	4.96	39	0	1	52.2	41	30	29	5	40	59
Baker, T	2	2	2.86	11	11	0	50.1	40	19	16	2	12	51
Stankiewicz, J	3	5	4.84	39	0	4	48.1	43	29	26	4	26	43
MacLeod, C	0	3	2.63	13	13	0	48	42	17	14	0	19	45
Armstrong, S	3	2	4.91	8	8	0	40.1	41	22	22	3	9	32
Martinez, M	3	2	2.5	30	0	0	39.2	25	13	11	2	26	39
Ohl, P	4	1	2.08	13	2	1	39	31	10	9	2	4	46
Gallagher, R	4	1	5.5	8	8	0	37.2	47	28	23	7	10	37
Wosinski, J	6	1	4.54	26	0	2	35.2	35	19	18	2	20	24
Cesar, J	3	4	7.15	26	0	3	34	39	30	27	4	13	25
Whorff, J	3	2	2.28	15	0	0	27.2	20	9	7	3	6	33
Bragg, K	4	0	3.22	15	0	3	22.1	14	8	8	3	9	21
Hidalgo, A	0	5	9.55	7	7	0	21.2	29	25	23	6	13	21
Macuare, A	2	0	5.82	13	0	0	21.2	24	15	14	4	8	17
Yanez, G	1	0	2.29	10	0	0	19.2	21	6	5	0	1	14
Laweryson, C	0	3	2.89	17	0	6	18.2	20	9	6	0	4	20
Percival, C	2	2	3	14	0	3	18	15	8	6	1	5	19
Andrews, T	1	3	3.78	14	0	2	16.2	21	8	7	0	3	18
Whitaker, L	1	0	1.65	11	0	0	16.1	16	4	3	0	8	16
Hoopes, H	0	1	7.07	12	0	1	14	8	11	11	1	9	12
Chaney, C	0	0	4.63	3	2	0	11.2	16	7	6	1	3	5
Bischoff, K	0	0	6.75	5	0	1	4	4	3	3	0	3	4
Stull, E	0	0	0	1	0	0	1.1	2	0	0	0	1	2



# 2025 TEXAS LEAGUE RECAP

## 2025 TEXAS LEAGUE STANDINGS

### TEXAS LEAGUE NORTH

\*Made Playoffs

TEAM	RECORD	PCT	GB	RUN DIFF
Springfield Cardinals*	88-50	.638	--	143
<b>Wichita Wind Surge</b>	76-62	.551	12.0	115
Arkansas Travelers	69-69	.500	19.0	15
NW Arkansas Naturals	66-72	.478	22.0	-48
Tulsa Drillers*	66-72	.478	22.0	-58

### TEXAS LEAGUE SOUTH

\*Made Playoffs

TEAM	RECORD	PCT	GB	RUN DIFF
Frisco RoughRiders	73-63	.537	--	15
Amarillo Sod Poodles*	71-67	.514	3.0	-28
Midland RockHounds*	66-72	.478	8.0	58
San Antonio Missions	65-72	.474	8.5	-95
Corpus Christi Hooks	48-89	.350	25.5	-117

## 2025 TEXAS LEAGUE POSTSEASON RESULTS

### NORTH DIVISION SERIES

Springfield vs Tulsa

Springfield Wins 2 games to 0

### CHAMPIONSHIP SERIES

Springfield vs Midland

Springfield Wins 2 games to 1

### SOUTH DIVISION SERIES

Amarillo vs Midland

Midland Wins 2 games to 0

## 2025 TEXAS LEAGUE HONORS

Most Valuable Player.....JJ Wetherholt (SPR)  
 Pitcher of the Year.....Ixtan Henderson (SPR)  
 Top MLB Prospect.....Sebastian Walcott (FRI)

### ALL STAR TEAM

First Base.....Abimelec Ortiz (FRI)  
 Second Base.....Tommy Troy (AMA)  
 Shortstop.....JJ Wetherholt (SPR)  
 Third Base.....LuJames Groover (AMA)  
 Catcher.....Carter Jensen (NWA)  
 Outfielder.....Victor Labrada (ARK)  
 Outfielder.....**Kala'i Rosario (WCH)**  
 Outfielder.....Joshua Baez (SPR)  
 Designated Hitter.....**Kyler Fedko (WCH)**  
 Utility.....**Kaelen Culpepper (WCH)**  
 Starting Pitcher.....Ixtan Henderson (SPR)  
 Starting Pitcher.....Mitch Bratt (FRI/AMA)  
 Starting Pitcher.....Brycen Mautz (SPR)  
 Starting Pitcher.....Henry Baez (SA/MID)  
 Relief Pitcher.....Alimber Santa (CC)  
 Relief Pitcher.....**Pierson Ohl (WCH)**



**KAELEN CULPEPPER**



**KALA'I ROSARIO**





# TEXAS LEAGUE OPPONENTS

## CORPUS CHRISTI HOOKS

Location.....Corpus Christi, Texas  
 Distance from Wichita.....682 Miles  
 First Season.....2005  
 Affiliation History.....Houston Astros (2005-Present)  
 League Championships.....1 (2006)  
 Last Playoff Appearance.....2018  
 2025 Record.....48-89 (5th, South Division)  
 2024 Attendance.....278,653 (4th in Texas League)  
 Home Stadium.....Whataburger Field (Capacity 7,679)  
 Manager.....Ricky Rivera (2nd Season)



### HEAD TO HEAD VS CORPUS CHRISTI

#### 2026 vs CC

#### HOME (6)

8/11 vs CC  
 8/12 vs CC  
 8/13 vs CC  
 8/14 vs CC  
 8/15 vs CC  
 8/16 vs CC

YEAR	HOME	AWAY	OVERALL
2021	--	--	0-0
2022	5-1	3-3	8-4
2023	--	2-4	2-4
2024	--	4-2	4-2
2025	5-1	4-2	9-3
<b>ALL TIME</b>	<b>10-2</b>	<b>13-11</b>	<b>23-13</b>

## FRISCO ROUGHRIDERS

Location.....Frisco, Texas  
 Distance from Wichita.....318 Miles  
 First Season.....2003  
 Affiliation History.....Texas Rangers (2003-Present)  
 League Championships.....2 (2004, 2022)  
 Last Playoff Appearance.....2024  
 2025 Record.....73-63 (1st, South Division)  
 2024 Attendance.....383,515 (1st in Texas League)  
 Home Stadium.....Riders Field (Capacity 10,216)  
 Manager.....Chad Comer (1st Season)



#### 2026 vs FRI

#### HOME (6)

#### AWAY (6)

9/8 vs FRI 8/18 @ FRI  
 9/9 vs FRI 8/19 @ FRI  
 9/10 vs FRI 8/20 @ FRI  
 9/11 vs FRI 8/21 @ FRI  
 9/12 vs FRI 8/22 @ FRI  
 9/13 vs FRI 8/23 @ FRI

### HEAD TO HEAD VS FRISCO

YEAR	HOME	AWAY	OVERALL
2021	--	--	0-0
2022	4-2	2-4	6-6
2023	2-4	5-0	7-4
2024	3-3	2-4	5-7
2025	5-1	3-3	8-4
<b>ALL TIME</b>	<b>14-10</b>	<b>12-11</b>	<b>26-21</b>

### POSTSEASON VS FRISCO

#### 2022 Texas League Championship Series (Best of 3)

Game 1 9/25/22 @ Frisco.....L 11-3  
 Game 2 9/27/22 @ Wichita.....L 7-5 (10) (Frisco wins Series 2-0)



SURGE VISIT RIDERS FIELD



# TEXAS LEAGUE OPPONENTS

## MIDLAND ROCKHOUNDS

Location.....Midland, Texas  
 Distance from Wichita.....479 Miles  
 First Season.....1999  
 Affiliation History.....Athletics (1999-Present)  
 League Championships.....6 (2005, 2009, 2014, 2015, 2016, 2017)  
 Last Playoff Appearance.....2025  
 2025 Record.....66-72 (3rd, South Division)  
 2025 Attendance.....229,056 (10th in Texas League)  
 Home Stadium.....Momentum Bank Ballpark (Capacity 6,669)  
 Manager.....Gregorio Petit (3rd Season)



### 2026 vs MID

### HEAD TO HEAD VS MIDLAND

YEAR	HOME	AWAY	OVERALL
2021	5-1	5-1	10-2
2022	4-2	4-2	8-4
2023	2-4	4-2	6-6
2024	4-2	2-4	6-6
2025	5-1	3-3	8-4
<b>ALL TIME</b>	<b>20-10</b>	<b>18-12</b>	<b>38-22</b>

### HOME (6)

7/21 vs MID  
 7/22 vs MID  
 7/23 vs MID  
 7/24 vs MID  
 7/25 vs MID  
 7/26 vs MID

### AWAY (6)

6/23 @ MID  
 6/24 @ MID  
 6/25 @ MID  
 6/26 @ MID  
 6/27 @ MID  
 6/28 @ MID

## NORTHWEST ARKANSAS NATURALS

Location.....Springdale, Arkansas  
 Distance from Wichita.....203 Miles  
 First Season.....2008  
 Affiliation History.....Kansas City Royals (2008-Present)  
 League Championships.....2 (2010, 2021)  
 Last Playoff Appearance.....2021  
 2025 Record.....66-72 (4th, North Division)  
 2025 Attendance.....236,668 (9th in Texas League)  
 Home Stadium.....Arvest Ballpark (Capacity 7,305)  
 Manager.....Brooks Conrad (2nd Season)



### 2026 vs NWA

### HEAD TO HEAD VS NORTHWEST ARKANSAS

YEAR	HOME	AWAY	OVERALL
2021	5-7	3-3	8-10
2022	8-4	7-4	15-8
2023	7-5	5-7	12-12
2024	4-8	6-6	10-14
2025	3-3	7-5	10-8
<b>ALL TIME</b>	<b>27-27</b>	<b>28-25</b>	<b>55-52</b>

### HOME (9)

4/2 vs NWA  
 4/3 vs NWA  
 4/4 vs NWA  
 7/7 vs NWA  
 7/8 vs NWA  
 7/9 vs NWA  
 7/10 vs NWA  
 7/11 vs NWA

### AWAY (12)

4/21 @ NWA  
 4/22 @ NWA  
 4/23 @ NWA  
 4/24 @ NWA  
 4/25 @ NWA  
 4/26 @ NWA  
 8/4 @ NWA  
 8/5 @ NWA  
 8/6 @ NWA  
 8/7 @ NWA  
 8/8 @ NWA  
 8/9 @ NWA

### POSTSEASON VS NWA

#### 2021 AA-Central Championship Series (Best of 5)

Game 1 9/21/21 @ Northwest Arkansas.....L 7-5  
 Game 2 9/22/21 @ Northwest Arkansas.....L 5-1  
 Game 3 9/24/21 @ Wichita.....L 6-2 (Naturals win series 3-0)






# TEXAS LEAGUE OPPONENTS

## TULSA DRILLERS

Location.....Tulsa, Oklahoma  
 Distance from Wichita.....131 Miles  
 First Season.....1977  
 Affiliation History.....Texas Rangers (1977-2002),  
 Colorado Rockies (2003-2014),  
 Los Angeles Dodgers (2015-Present)  
 League Championships.....4 (1982, 1988, 1998, 2018)  
 Last Playoff Appearance.....2025  
 2025 Record.....66-72 (5th, South Division)  
 2025 Attendance.....322,452 (2nd in Texas League)  
 Home Stadium.....ONEOK Field (Capacity 7,883)  
 Manager.....Eric Wedge (2nd season)



### 2026 vs TUL

HOME (12)	AWAY (9)
5/19 vs TUL	6/9 @ TUL
5/20 vs TUL	6/10 @ TUL
5/21 vs TUL	6/11 @ TUL
5/22 vs TUL	6/12 @ TUL
5/23 vs TUL	6/13 @ TUL
5/24 vs TUL	6/14 @ TUL
6/30 vs TUL	9/1 @ TUL
7/1 vs TUL	9/2 @ TUL
7/2 vs TUL	9/3 @ TUL
7/3 vs TUL	9/4 @ TUL
7/4 vs TUL	9/5 @ TUL
7/5 vs TUL	9/6 @ TUL

### HEAD TO HEAD VS TULSA (PROPELLER SERIES)

YEAR	HOME	AWAY	OVERALL
2021	7-5	8-10	15-15
2022	8-7	2-7	10-14
2023	5-7	4-8	9-15
2024	7-8	3-6	10-14
2025	8-7	4-5	12-12
<b>ALL TIME</b>	<b>35-34</b>	<b>21-36</b>	<b>56-70</b>

### POSTSEASON VS TULSA

#### 2022 Texas League Division Series (Best of 3)

9/20/22 Game 1 @ Wichita.....W 17-1  
 9/20/22 Game 2 @ Tulsa.....W 11-1  
 Wichita Wins Series 2-0 and Advances to TLCS



EACH SEASON, WICHITA AND TULSA COMPETE IN THE PROPELLER SERIES, SPONSORED BY COORS LIGHT. HERE, WICHITA CELEBRATES WITH THE TROPHY AFTER WINNING THE 2021 SERIES.




WICHITA VS TULSA 7/3/24



# TWINS ORGANIZATION

## MINNESOTA TWINS (MLB)

Location.....Minneapolis, Minnesota  
 League.....Major League Baseball  
 First Season.....1901 (As Washington Senators)  
 First Season in Minnesota.....1961  
 World Series Championships (In MIN).....1987, 1991  
 Last Playoff Appearance.....2023 (Lost ALDS)  
 2025 Record.....70-92 (4th AL Central)  
 Home Stadium.....Target Field (Capacity 39,504)  
 Manager.....Derek Shelton (1st Season)



## ST. PAUL SAINTS (AAA)

Location.....St. Paul, Minnesota  
 League.....International League  
 First Season.....2021  
 First Year of Twins Affiliation.....2021  
 2025 Record.....62-86 (10th, International League West)  
 Home Stadium.....CHS Field (Capacity 7,210)  
 Manager.....Brian Dinkelman (1st Season)



## CEDAR RAPIDS KERNELS (HIGH-A)

Location.....Cedar Rapids, Iowa  
 League.....Midwest League  
 First Season.....1993  
 First Year of Twins Affiliation.....2013  
 2025 Record.....72-60 (2nd Midwest League West)  
 Home Stadium.....Veterans Memorial Stadium (Capacity 5,300)  
 Manager.....Brian Meyer (2nd Season)



## FORT MYERS MIGHTY MUSSELS (LOW-A)

Location.....Fort Myers, Florida  
 League.....Florida State League  
 First Season.....2021  
 First Year of Twins Affiliation.....2021  
 2025 Record.....52-73 (5th Florida State League West)  
 Home Stadium.....Hammond Stadium (Capacity 9,300)  
 Manager.....Jordan Smith (1st Season)



## TWINS AA AFFILIATE HISTORY

Nashville Volunteers.....	1961
Charlotte Hornets.....	1963-72
Orlando Twins.....	1973-92
Nashville Xpress.....	1993-94
Hardware City Rock Cats.....	1995-96
New Britian Rock Cats.....	1997-2014
Chattanooga Lookouts.....	2015-18
Pensacola Blue Wahoos.....	2019
Wichita Wind Surge.....	2021-Present



# TWINS TOP 30 PROSPECTS

PLAYER	POS	DRAFTED/SIGNED	2025 TEAM(S) (MIN ORG ONLY)
1. Walker Jenkins	OF	2023 Rd. 1	FCL Twins, Ft. Myers, Wichita, St. Paul
2. Kaelen Culpepper	SS	2024 Rd. 1	Cedar Rapids, Wichita
3. Eduardo Tait	C	Trade with PHI	Cedar Rapids
4. Emmanuel Rodriguez	OF	Int. FA 2019	FCL Twins, Ft. Myers, St. Paul
5. Kendry Rojas	LHP	Trade with TOR	St. Paul
6. Marek Houston	SS	2025 Rd. 1	Ft. Myers, Cedar Rapids
7. Dasan Hill	LHP	2024 Rd. CB-B	Ft. Myers, Cedar Rapids
8. Gabby Gonzalez	OF	Trade with SEA	Cedar Rapids, Wichita, St. Paul
9. Connor Prielipp	LHP	2022 Rd. 2	Wichita, St. Paul
10. Riley Quick	RHP	2025 Rd. CB-A	FCL Twins
11. Kyle DeBarge	SS/2B	2024 Rd. CB-A	Cedar Rapids
12. Quentin Young	SS	2025 Rd. 2	Ft. Myers
13. Brandon Winkour	SS	2023 Rd.3	Cedar Rapids
14. Ryan Gallagher	RHP	Trade with CHC	Wichita
15. Charlee Soto	RHP	2023 Rd. CB-B	Cedar Rapids
16. Billy Amick	3B	2024 Rd. 2	FCL Twins, Ft. Myers, Cedar Rapids
17. C.J. Culpepper	RHP	2022 Rd. 13	FCL Twins, Ft. Myers, Wichita
18. Marco Raya	RHP	2020 Rd. 4	St. Paul
19. Andrew Morris	RHP	2022 Rd. 4	St. Paul
20. James Ellwanger	RHP	2025 Rd. 3	FCL Twins
21. Khadim Diaw	C	2024 Rd. 3	Ft. Myers, Cedar Rapids
22. Matt Barr	RHP	2025 Rd. 5	FCL Twins
23. Adrian Bohorquez	RHP	Int. FA 2023	Ft. Myers, Cedar Rapids
24. Jose Olivares	RHP	Int. FA 2021	Cedar Rapids
25. Hendry Mendez	OF	Trade with PHI	Wichita
26. Ricardo Olivar	C/OF	Int. FA 2019	Wichita
27. Jason Reitz	RHP	2025 Rd. 4	FCL Twins
28. Enrique Jiminez	C	Trade with DET	Ft. Myers
29. Kala'i Rosario	OF	2020 Rd. 5	Wichita
30. Danny DeAndrade	SS	Int. FA 2021	Cedar Rapids



**HENDRY MENDEZ**



**MARCO RAYA**

Home

Away

# 2026 SCHEDULE



## APRIL

S	M	T	W	T	F	S
			1	2	3	4
5	6	7	8	9	10	11
12	13	14	15	16	17	18
19	20	21	22	23	24	25
26	27	28	29	30		

## MAY

S	M	T	W	T	F	S
					1	2
3	4	5	6	7	8	9
10	11	12	13	14	15	16
17	18	19	20	21	22	23
24	25	26	27	28	29	30
31						

## JUNE

S	M	T	W	T	F	S
		1	2	3	4	5
6	7	8	9	10	11	12
13	14	15	16	17	18	19
20	21	22	23	24	25	26
27	28	29	30			

## JULY


S	M	T	W	T	F	S
			1	2	3	4
5	6	7	8	9	10	11
12	13	14	15	16	17	18
19	20	21	22	23	24	25
26	27	28	29	30	31	

## AUGUST

S	M	T	W	T	F	S
						1
2	3	4	5	6	7	8
9	10	11	12	13	14	15
16	17	18	19	20	21	22
23	24	25	26	27	28	29
30	31					

## SEPTEMBER

S	M	T	W	T	F	S
6	7	8	9	10	11	12
13	14	15	16	17	18	19
20	21	22	23	24	25	26
27	28	29	30			



Dr Pepper