



GAME NOTES

NORTHWEST ARKANSAS NATURALS

3000 GENE GEORGE BLVD • SPRINGDALE, AR 72762 • PH: 479.927.4900 • FAX: 479.756.8088

WWW.NWANATURALS.COM /NATURALS NWANATURALS @NWANATURALS



NORTHWEST ARKANSAS NATURALS (1-0, 32-37) @ AMARILLO SOD POODLES (0-1, 32-38)

RHP Alec Marsh (1-6, 6.95 ERA) @ RHP Brandon Pfaadt (4-4, 4.35 ERA)

Wednesday, June 29th, 2022 • 7:05 PM (CT) First Pitch • HODGETOWN • Amarillo, Texas

Game 70 of 137 • Road Game 35 of 69 • Road Record: 20-14 • Night Game Record: 24-30 • South Division Record: 14-11 • 2nd Half Record: 1-0

Streak: W1 • Last 5: 1-4 • Last 10: 3-7 • Home Record: 12-23 • Day Game Record: 8-7 • North Division Record: 18-26 • 1st Half Record: 31-37

Listen: www.milb.com/northwest-arkansas/fans/audio-listen-live • Watch: MiLBtv



UPCOMING GAMES & PITCHING PROBABLES

Thursday, June 30, 2022 @ Amarillo 7:05 p.m. CT
Friday, July 1, 2022 @ Amarillo 7:05 p.m. CT
Saturday, July 2, 2022 @ Amarillo 7:05 p.m. CT

LHP Ángel Zerpa (1-5, 4.94 ERA) @ RHP Slade Cecconi (4-3, 4.36 ERA)
RHP Noah Murdock (0-2, 9.00 ERA) @ RHP Brent Teller (Double-A Debut)
LHP Anthony Veneziano (4-5, 6.25 ERA) @ LHP Kenny Hernandez (0-2, 14.34 ERA)

HOME/AWAY

Home Games12-23
Away Games20-14

TIME OF DAY

Night Games24-30
Day Games8-7

MONTH

April9-11
May13-12
June10-14
July
August
September

OPPONENT

vs. Amarillo4-3
vs. Arkansas5-7
vs. Corpus Christi2-4
vs. Frisco4-2
vs. Midland4-2
vs. San Antonio
vs. Springfield5-10
vs. Tulsa4-2
vs. Wichita4-7

DAY OF THE WEEK

on Monday
on Tuesday5-7
on Wednesday5-5
on Thursday4-8
on Friday6-6
on Saturday6-6
on Sunday6-5

THIS WEEK'S ROAD TRIP

Record1-0
Team Batting Average (.395)
Home Runs 5
Runs/Runs Per Game20/20.0
Team ERA 6.00
Strikeouts 14
Saves/Opportunities0/0

BY THE NUMBERS

(UNDERLINE INDICATES MLB LEADER) (BOLD INDICATES DOUBLE-A LEADER) (ITALICS INDICATES DOUBLE-A WORST)

.262 (5th)	AVG	>	.272 (11st)	5.51 (9th)	<	ERA	6.17 (10th)
417 (2nd)	R	>	433 (1st)	1.57 (9th)	WHIP	>	1.56 (7th)
620 (4th)	H	>	654 (1st)	.261 (7th)	<	AVG	.293 (10th)
80 (6th)	HR	>	90 (3rd)	609.1 (6th)	IP	>	612.1 (5th)
293 (5th)	<	BB	249 (10th)	614 (7th)	<	H	714 (10th)
629 (5th)	K	>	613 (4th)	406 (6th)	<	R	451 (10th)
93 (2nd)	<	SB	91 (3rd)	82 (7th)	<	HR	132 (10th)
.349 (5th)	OBP	>	.348 (16th)	340 (9th)	BB	>	244 (1st)
.428 (5th)	SLG	>	.449 (2nd)	635 (6th)	<	K	628 (7th)
.777 (5th)	OPS	>	.797 (2nd)	5 (2nd)	<	SHO	2 (10th)

SERIES HISTORY

NWA ALL-TIME vs. Sod Poodles 10-11 (.476)
NWA ALL-TIME in Springdale 6-7 (.462)
NWA ALL-TIME in Amarillo 4-4 (.500)

2022 vs. Sod Poodles 4-3 (.571)
2022 in Springdale 3-3 (.500)
2022 in Amarillo 1-0 (1.000)

DATE	H/R	SCORE	WIN	LOSS	SAVE
4/26/22	H	L, 6-5 (11)	J. Garcia	W. Pennington	B. Rogers
4/27/22	H	W, 12-6	A. Veneziano	S. Cecconi	-
4/28/22	H	L, 9-5	K. Curtis	Z. Willemann	-
4/29/22	H	W, 8-7	W. Pennington	S. Cecconi	J. Dipoto
4/30/22	H	L, 7-5	B. Pfaadt	H. Capps	B. Workman
5/1/22	H	W, 9-5	D. Parrish	J. Vernia	-
6/28/22	R	W, 20-6	Z. Phillips	D. Olivero	-
6/29/22	R	-	-	-	-
6/30/22	R	-	-	-	-
7/1/22	R	-	-	-	-
7/2/22	R	-	-	-	-
7/3/22	R	-	-	-	-



NATURALS PR DEPARTMENT • NATURALSPR@GMAIL.COM

Dustin Dethlefs – Director, Marketing & PR – dustin@nwanaturals.com
Nicholas Badders – Broadcaster/Media Relations/Baseball Ops – nicholas@nwanaturals.com
Adam Annarotone – Creative Services Coordinator – adam@nwanaturals.com
Kelsey Chanler – Marketing and Creative Services Assistant – kelsey@nwanaturals.com
Naturals Game Notes Compiled by Nicholas Badders

YESTERDAY'S GAME

	1	2	3	4	5	6	7	8	9	R	H	E	LO
NW Arkansas	4	4	0	0	1	2	0	1	8	20	17	1	5
Amarillo	0	0	0	0	1	3	0	0	2	6	10	1	11
Win: Zack Phillips (2-2)	Loss: Deyni Olivero (0-6)			Save: None									

AMARILLO, TX – After stumbling to the end of the first half, the Northwest Arkansas Naturals opened up the second half of the 2022 season in blowout fashion, beating the Amarillo Sod Poodles on the road 20-6.
• All nine Naturals in the lineup had at least one hit and scored once, while eight of nine drove in a run, as the Naturals set season-highs with 20 runs scored, seven doubles and five home runs, while tying season-highs with 17 hits and nine walks ... *12 extra-base hits set a single-game franchise record, while 20 RBI tied a single-game record ... 39 total bases was one off tying the team's single-game record, as were the 20 runs scored.*
• **Maikel Garcia** doubled to lead off the game, then a pair of walks loaded the bases and **John Rave** opened the scoring with a grand slam, the team's fifth of the season, the most of any Double-A team, tied 4th in the Minors.
• Four runs on four hits in the second inning helped the Naturals jump out to an 8-0 lead, then **Tucker Bradley** singled in the team's ninth run of the game in the fifth inning ... **Seuly Matias** drilled his 12th homer of the season out to center field, a two-run shot that at the time put the Naturals up 11-1 ... **Tyler Gentry** continued the hot hitting in the eighth with his fourth Double-A homer, a solo shot that pushed the score to 12-4.
• Northwest Arkansas doubled its lead in the ninth, adding eight runs ... Bradley doubled in one, Garcia doubled in two, his third hit and second for extra bases of the night. Matias finished the day 3-for-5 with two homers and six runs batted in, his ninth career multi-homer game and a single-game RBI record.
• Rave tied his career-high with a 5-RBI night, while scoring four runs in a 2-for-4 day that included two walks ... Garcia, Loftin and Bradley each drove in two runs, while Garcia and **Robbie Glendinning** each scored three times. For Glendinning, a 2-for-5 night with a pair of doubles was his fourth straight multi-hit game.
• On the mound, starting pitcher **Dante Biase** was lifted from the game after 4.2 innings, but set a career-high with nine strikeouts. After **Stephen Woods Jr.** allowed three runs in 2/3 of an inning, **Zack Phillips** took over and retired the first seven batters he faced, throwing 2.2 scoreless innings to earn his second win of the year.

NATURALS HITTING LEADERS

GAMES Maikel Garcia (65)
AT-BATS Maikel Garcia (267)
RUNS Maikel Garcia (49)
HITS Maikel Garcia (78)
TOTAL BASES Michael Massey (109)
DOUBLES Maikel Garcia (21)
TRIPLES Tucker Bradley (3)
HOME RUNS Seuly Matias (13)
RUNS BATTED IN Michael Massey (48)
WALKS Garcia & Porter (37)
STRIKEOUTS Robbie Glendinning (83)
STOLEN BASES Maikel Garcia (23)
BATTING AVERAGE Michael Massey (.305)
ON-BASE % Logan Porter (.441)
SLUGGING % Michael Massey (.495)
OPS Logan Porter (.932)

NATURALS PITCHING LEADERS

WINS Five Tied (4)
LOSSES Alec Marsh (6)
ERA Anthony Veneziano (6.25)
GAMES Yefri Del Rosario (22)
STARTS Marsh & Veneziano (13)
COMPLETE GAMES Anthony Veneziano (1)
GAMES FINISHED Jonah Dipoto (13)
SAVES Three Tied (2)
INNINGS Anthony Veneziano (59.0)
HITS Ángel Zerpa (63)
RUNS Alec Marsh (48)
EARNED RUNS Alec Marsh (44)
HOME RUNS Alec Marsh (13)
HIT BATTERS Zack Phillips (6)
WALKS Anthony Veneziano (36)
STRIKEOUTS Alec Marsh (89)

* INDICATES LEAGUE LEADER // ^ INDICATES DOUBLE-A LEADER

THIS DAY IN NATURALS HISTORY

The Naturals are 5-4 all-time when playing on June 29

On June 29, 2021, the Northwest Arkansas Naturals beat the Springfield Cardinals 19-4 at Hammons Field in 4 hours and 7 minutes, the longest nine-inning game in franchise history. The win was the largest offensive effort of the season, also the first game of a season-high five game winning streak. Third baseman **Travis Jones** went 1-for-2 with four walks and a hit-by-pitch, just the fourth Natural in club history and the first since 2013 to reach base six times in one game, also just the sixth player and first since 2012 to draw four walks in a game. Left fielder **Dairon Blanco** was hit by a pitch three times, just the second time it happened to a player in team history. Impressively, the Naturals did not hit a single home run, instead with five doubles and 13 singles, on top of 13 walks and 6 hit batters.

THIS WEEK IN NATURALS BASEBALL

MONDAY	TUESDAY	WEDNESDAY	THURSDAY	FRIDAY	SATURDAY	SUNDAY
6/27 OFF	6/28 @ Amarillo W, 20-6	6/29 @ Amarillo 7:05 PM	6/30 @ Amarillo 7:05 PM	7/1 @ Amarillo 7:05 PM	7/2 @ Amarillo 7:05 PM	7/3 @ Amarillo 6:05 PM



FOLLOW THE LEADER

Manager Chris Widger enters his first season at the helm of the Naturals, after previous stops in *Advanced Rookie* Burlington (2019) and *High-A* Quad Cities (2021) managing Royals affiliates.

- 16 of the Naturals' 27 active players played for Widger with the Quad Cities River Bandits last season.
- 8 of the Naturals' 28 active players played under Widger with the Burlington Royals, then in Quad Cities and now in Northwest Arkansas: **Dante Biasi, Jonah Dipoto, Maikel Garcia, Jake Means, Noah Murdock, Zack Phillips, Logan Porter** and **John Rave**.

EXTREME ENDS OF THE SPECTRUM

When looking at the Naturals' numbers one game to the next, it appears rather black and white with what leads to a win or loss.

- When scoring seven runs or more, the Naturals are 26-3, while when scoring six runs or less, just 6-34.
- The Naturals are 20-8 when recording 10 hits or more, but when they get nine hits or less, are just 12-29.
- The Naturals are 30-10 when out-hitting their opponent or hits are tied, but 2-27 when out-hit by their opponent.
- When the Naturals score first, they are 21-10, whereas 11-27 when the opponent scores first ... in June, the Naturals have scored first in 8 of 24 games (33.3%) and are 5-3 in those games ... in the recent 12-game homestand, the club scored first three times, the last three games against the Travelers on 6/17, 6/18 and 6/19, not scoring first at all against Springfield.

ONE RUN GOES A LONG WAY

The Naturals are 3-13 in one-run games this season, meaning 13 of their 37 losses this season have been decided by just one run.

- The Naturals have had the winning run at the plate in eight losses this season (six one-run losses) and had the tying run at the plate or on base in 15 losses this season (including 10 of their one-run losses).

RIGHT WHERE THEY BELONG

The Northwest Arkansas Naturals have generally hovered around .500 for most of the season, the win yesterday brought the team a game closer to .500 with a 32-37 record ... the Naturals have been at or within a game of .500 after 40 of 69 games this season (58.0%).

- The team has peaked at two games above .500, at a 15 - 13 record after the game May 10, but with a low-point of six games under .500 after Sunday.
- After 14 of 69 games this season, the Naturals have ended the day with an even .500 record.
- After 26 of 69 games this season, the Naturals have ended the day within a game of .500, either one game over or under.

Yo, You Wanna See Some Real Speed?

Through 69 games, the Naturals have stolen 93 bases in 109 attempts (average 1.35 steals/game, 85.32% success rate).

- 93 steals ranks second in the Texas League, fourth in Double-A and tied 24th in the Minors.
- Maikel Garcia's** 23 steals (in 25 attempts) ranks tied second in the Texas League and tied fourth among all Double-A hitters/basestealers.
- The Naturals have pulled off a double steal 12 times, meaning 24 of 93 steals this year (25.8%) have come on a double-steal.
- The Naturals have stolen at least one base in 45 of 69 games this season, including 24 games with two or more steals ... there have been three occasions where the team has stolen five bases, with perfect 5-for-5 steal efforts as a club on 5/13 vs. Wichita and 5/21 @ Arkansas.
- Naturals players have stolen two bases in a game 11 times, led by **FOUR** two-steal games from Garcia.

GAR-SEE YA ON BASE

Shortstop **Maikel Garcia** has reached base in 57 of the 65 games he has played in this season, reaching base multiple times on 37 occasions, including a team-best 21 multi-hit games.

- In 308 plate appearances, the Venezuelan has reached base 115 times (78 hits + 37 walks), for a .376 on-base percentage.
- Garcia has walked 37 times and struck out 51 times, a 0.73 K/BB rate that ranks second among Royals minor league hitters with at least 250 plate appearances.
- The shortstop places among the Texas League leaders in several categories, ranking second in hits (78), tied second in steals (23), fourth in doubles (21) and tied ninth in runs scored (49) ... he ranks among the Double-A leaders in hits (fourth), steals (tied fourth) and doubles (tied fifth).
- Maikel's 21 doubles are tied for the most among all Royals Minor League hitters, while he ranks second in the organization with 78 hits, 49 runs scored and 23 steals ... he ranks tied second in walks (37), fourth in on-base percentage (.376), fifth in batting average (.292) and tied fifth in total bases (107) and extra-base hits (24).
- His 14-game hitting streak between April 27 and May 12 is the longest on the Naturals this year, tied for the 15th-longest in club history and tied for the second-longest in the Texas League this season ... in those 14 games, he hit .397 (23-for-58) with six doubles and a .970 OPS.

PUSHIN P(ORTER)

Catcher **Logan Porter** has quietly flown under the radar as one of the top hitters in the Royals system so far in 2022.

- Among full-season Minor League hitters, Porter ranks ninth in on-base percentage (.441) and fifth among all Double-A hitters in OBP ... in the Texas League, he is fourth in OBP and ninth in OPS (.932).
- Among qualified Royals minor league hitters, Porter has the highest on-base percentage, ranks third in OPS and batting average (.302) and fifth in slugging percentage (.491) ... his 37 walks are tied for the second-most in the system, with teammate Maikel Garcia, behind Omaha's Nick Pratto (40).
- Porter has reached base in 45 of 50 games he's played this season, with hits in 31 of 50 and 17 multi-hit games, nine of which came in May.
- Porter's 17-game on-base streak between May 31 and June 23 is tied with Robbie Glendinning for the longest on the team this season, a stretch where he hit .321 (17-for-53) with 15 walks and a .493 on-base percentage.

ROCKIN' ROBBIE

After slumping for much of June, first baseman **Robbie Glendinning** has begun to heat back up in the last week.

- The West Australian has two or more hits in each of his last four games, batting .529 (9-for-17) since June 24, with three doubles and two home runs and a 1.638 OPS.
- After a pair of two-hit games to open the month, Glendinning hit just .192 over his next 15 games, going just 10-for-52 at the plate between June 3 and June 23, with eight hitless games and 21 strikeouts.
- 18 multi-hit games this season ranks fourth among Naturals hitters, 17 being two-hit games ... Robbie recorded his first 3-hit game on Saturday June 25 against Springfield, a 3-for-4 game with a double and home run.
- Glendinning home run in the 8th inning on June 25 snapped a drought of 100 plate appearances and 24 games without a home run, the longest between two home runs for any Natural this season ... his last came on May 24 in Midland, then homered back-to-back days on June 25 and 26.

NUMERICAL QUICK ROSTER

#	PLAYER	POS	B/T
1	Rave, John	OF	L/L
2	Cropley, Tyler	C	R/R
3	Rivero, Sebastian	C	R/R
4	Grotjohn, Ryan	INF/OF	L/R
7	Bewley, Brhet	INF/OF	R/R
8	Garcia, Maikel	INF	R/R
9	Means, Jake	INF	R/R
11	Porter, Logan	C	R/R
12	Bradley, Tucker	OF	L/L
13	Loftin, Nick	INF/OF	R/R
15	Marsh, Alec	RHP	R/R
16	Glendinning, Robbie	INF	R/R
17	Phillips, Zack	LHP	L/L
19	Gentry, Tyler	OF	R/R
21	Lacy, Asa (7-IL)	LHP	L/L
22	Woods Jr., Stephen	RHP	R/R
25	Matias, Seuly	OF	R/R
27	Pennington, Walter	LHP	L/L
29	Murdock, Noah	RHP	R/R
32	Veneziano, Anthony	LHP	L/L
33	Klein, Will	RHP	R/R
35	Webb, Nathan (7-IL)	RHP	R/R
38	Biasi, Dante	LHP	L/L
39	Sotillet, Andres	RHP	R/R
41	Haake, Zach (7-IL)	RHP	R/R
44	Stupienski, Gavin (DEV)	INF/C	L/R
45	Del Rosario, Yefri	RHP	R/R
51	Chamberlain, Christian	LHP	L/L
55	Dipoto, Jonah	RHP	R/R
57	Skoglund, Eric	LHP	L/L

ALPHABETICAL QUICK ROSTER

#	PLAYER	POS	B/T
7	Bewley, Brhet	INF/OF	R/R
38	Biasi, Dante	LHP	L/L
12	Bradley, Tucker	OF	L/L
51	Chamberlain, Christian	LHP	L/L
2	Cropley, Tyler	C	R/R
45	Del Rosario, Yefri	RHP	R/R
55	Dipoto, Jonah	RHP	R/R
8	Garcia, Maikel	INF	R/R
19	Gentry, Tyler	OF	R/R
16	Glendinning, Robbie	INF	R/R
4	Grotjohn, Ryan	INF/OF	L/R
41	Haake, Zach (7-IL)	RHP	R/R
33	Klein, Will	RHP	R/R
21	Lacy, Asa (7-IL)	LHP	L/L
13	Loftin, Nick	INF/OF	R/R
15	Marsh, Alec	RHP	R/R
25	Matias, Seuly	OF	R/R
9	Means, Jake	INF	R/R
29	Murdock, Noah	RHP	R/R
27	Pennington, Walter	LHP	L/L
17	Phillips, Zack	LHP	L/L
11	Porter, Logan	C	R/R
1	Rave, John	OF	L/L
3	Rivero, Sebastian	C	R/R
57	Skoglund, Eric	LHP	L/L
39	Sotillet, Andres	RHP	R/R
44	Stupienski, Gavin (DEV)	INF/C	L/R
32	Veneziano, Anthony	LHP	L/L
35	Webb, Nathan (7-IL)	RHP	R/R
22	Woods Jr., Stephen	RHP	R/R

BATTING

LEFTIES	4
RIGHTIES	8
SWITCH	0

PITCHING

LEFTIES	7
RIGHTIES	9

PRO-NUN-SEE-AY-SHUNS

- | | | | |
|--------------------------------------|---|---|---|
| 4 RYAN GROTJOHN (GROET-john) | 7 BRHET BEWLEY (Brett Bew-lee) | 8 MAIKEL GARCIA (my-KELL gar-SEE-uh) | 25 SEULY MATIAS (soo-lee mah-TEE-as) |
| 21 ASA LACY (AY-shun) | 32 ANTHONY VENEZIANO (va-nee-zee-ee-ah-no) | 38 DANTE BIASI (bee-AH-zee) | 39 ÁNDRES SOTILLET (ahn-DRACE-soh-tee-YAY) |
| 41 ZACH HAAKE (hockey) | 45 YEFRI DEL ROSARIO (Jeffery) | 53 ÁNGEL ZERPA (AHN-hel SAIR-pah) | 55 JONAH DIPOTO (dih-POH-to) |
| 57 ERIC SKOGLUND (SKOH-GLUND) | BENCH COACH 23: MIKE JIRSCHLE (jursh-LEE) | | |

NATURALS HARDWARE SHELF

Players of the Month

* TBD

Pitchers of the Month (1)

* **May: LHP Drew Parrish** ... started five games and went 3-1 with a 0.59 ERA (2 ER in 30.2 IP) ... only allowed 15 hits and four walks, while striking out 29 opposing hitters ... among qualified Texas League pitchers, threw the most innings and had the lowest ERA and WHIP (0.62), while holding opponents to a .144 average.

Players of the Week (2)

* **April 25 to May 1: 2B Michael Massey** ... hit .417 (10-for-28) across six games with a league-best 19 total bases and nine runs batted in, while tied for the Texas League lead with 10 hits. His 1.221 OPS ranked third among players with at least 20 at-bats, while his .417 average tied for second among that same group.

* **May 23 to May 29: 2B Michael Massey** ... hit a league-best .481 (13-for-27) across six games in Midland, while tied for the league lead with 19 total bases. He drove in nine runs as well, doubling three times with one home run, a go-ahead grand slam on May 24 and collected multiple hits in each of the first five games of the series.

Pitchers of the Week (3)

* **May 2 to May 8: LHP Drew Parrish** ... threw 7.0 scoreless innings on May 7 @ Springfield ... held the Cardinals to just two hits and one walk while striking out four. He retired the first eight he faced and the final five, with five 1-2-3 frames.

* **May 9 to May 15: LHP Drew Parrish** ... threw 7.0 scoreless innings on May 13 vs. Wichita ... held the Wind Surge to just three hits and no walks while striking out nine. Between the second and sixth innings, he retired 13 straight batters, retiring the side 1-2-3 in the first inning, as well as the third through sixth.

* **June 6 to June 12: LHP Anthony Veneziano** ... threw 7.0 scoreless innings in a complete-game shutout on June 9 @ Tulsa ... held the Drillers to just three hits and one walk while striking out five, on 79 pitches. Retired the final eight hitters he faced and 11 of the last 12, only needing five pitches for a 1-2-3 seventh inning to end the night.

TOOLS TEAM

Five Naturals players were listed in *Baseball America's* 2022 Best Tools Survey of the Kansas City Royals' organization.

- CF **Nick Loftin** is rated as having the "*Best Strike-Zone Discipline*" in the system.
- SS **Maikel Garcia** is rated as having the "*Best Infield Arm*" in the system.
- RF **Seuly Matias** is rated as having the "*Best Outfield Arm*" in the system.
- LHP **Asa Lacy** is rated as having the "*Best Slider*" in the system.
- C **Sebastian Rivero** is rated as being the "*Best Defensive Catcher*" in the system.
- LHP **Ángel Zerpa** is rated as having the "*Best Control*" in the system.

QUICK FACTS

Founded..... 2008
Colors..... Navy Blue, Burgundy, Gold and White
League..... Texas League (Since 2008)
Ownership..... Rich Entertainment Group
General Manager..... Justin Cole (9th Season)
Home Ballpark (Capacity)..... Arvest Ballpark (7,350, 6,500 seats)
Dimensions..... LF- 327 LCF- 377 CF- 400 RCF- 378 RF- 325
Wall Heights..... LF-LCF: 9 feet CF: 11 feet RCF-RF: 9 feet













ROSTER BREAKDOWN

Age 20.....0	Native of Australia.....1
Age 21.....0	Native of Dominican Republic.....2
Age 22.....5	Native of United States.....25
Age 23.....7	Native of Venezuela.....3
Age 24.....7	Acquired by Royals via Free Agency10
Age 25.....5	(International).....4 (Minor League).....5 (Undrafted).....3
Age 26.....4	Acquired by Royals via Trade1
Age 27.....2	Acquired by Royals via First Year Player Draft17
Age 28.....1	(High School).....1 (Rounds 1-5).....8 (2014-18 Drafts).....4
Age 29.....1	(2nd Year/College).....0 (Rounds 6-10).....4 (2019 Draft).....8
Average Age24 Years 118 Days	(3rd Year/College).....13 (Rounds 11-20).....0 (2020 Draft).....5
Median Age24	(4th+ Year/College).....3 (Rounds 21-40).....5 (2021 Draft).....0

ROYALS TOP-30 PROSPECTS (RANKING ACCORDING TO MLB PIPELINE)

#	PLAYERS (POSITION)	OVERALL RANKING	BASEBALL AMERICA RANKING
2	Asa Lacy (LHP) (IL)	62nd Overall /4th LHP	Royals 5th / 9th LHP
4	Nick Loftin (OF)		Royals 12th
9	Alec Marsh (RHP)		Royals 14th
10	Ángel Zerpa (LHP)		Royals 24th
14	Anthony Veneziano (LHP)		Royals 30th
16	Will Klein (RHP)		Royals 22nd
18	Maikel Garcia (SS)		Royals 15th
20	Noah Murdock (RHP)		Royals 26th
24	Tyler Gentry (OF)		-
26	Nathan Webb (RHP) (IL)		-
27	Christian Chamberlain (LHP)		-
-	Yefri Del Rosario (RHP)		Royals 25th

UNIFORM RECORDS

					
Navy/Red (19-21) Home: 8-14 Road: 11-7	Red (9-7) Home: 0-0 Road: 9-7	White/Navy (3-7) Home: 3-7 Road: 0-0	Los Naturales Home: 0-0 Road: 0-0	Growlin' Chickens Home: 1-1 Road: 0-0	Fauxback Home: 0-0 Road: 0-0
					
White (9-12) Home: 9-12 Road: 0-0	Grey (8-6) Home: 0-0 Road: 8-6	Navy (14-16) Home: 2-7 Road: 12-8	Los Naturales Home: 0-0 Road: 0-0	Growlin' Chickens Home: 1-1 Road: 0-0	Fauxback Home: 0-0 Road: 0-0
HOME UNIFORM COMBINATIONS			ROAD UNIFORM COMBINATIONS		
Navy/Red Hat & White Jersey: 7-9 White Hat & White Jersey: 2-3 Red Hat & White Jersey: 0-0			Navy/Red Hat & Navy Jersey: 1-4 White Hat & Navy Jersey: 1-4 Red Hat & Navy Jersey: 0-0		
Specialty/Theme Uniforms: 2-2			Red Hat & Grey Jersey: 4-4 Red Hat & Navy Jersey: 5-3		

NATURALS IN-SEASON BIRTHDAYS

APRIL (3) 4/14 – Walter Pennington (24) 4/14 – Jake Means (26) 4/25 – Ryan Grotjohn (27)	MAY (5) 5/6 – Tucker Bradley (24) 5/7 – Derrick Lewis (46) 5/14 – Alec Marsh (24) 5/14 – Christian Colón (33) 5/21 – Chris Widger (51)	JUNE (2) 6/2 – Asa Lacy (23) 6/10 – Stephen Woods Jr. (27)	JULY (3) 7/11 – Zack Phillips (24) 7/12 – Logan Porter (27) 7/20 – Christian Chamberlain (23)	AUGUST (2) 8/20 – Noah Murdock (24) 8/20 – Nathan Webb (25)	SEPTEMBER (6) 9/1 – Anthony Veneziano (25) 9/3 – Jonah Dipoto (26) 9/4 – Seuly Matias (24) 9/23 – Yefri Del Rosario (23) 9/25 – Nick Loftin (24) 9/27 – Ángel Zerpa (23)
--	--	---	---	--	---



2022 BREAKING ROSTER

Pitchers (16): LHP Dante Biasi, LHP Holden Capps, RHP Christian Cosby, RHP Yefri Del Rosario, RHP Jonah Dipoto, RHP Zach Haake, LHP Asa Lacy, RHP Alec Marsh, LHP Drew Parrish, LHP Zack Phillips, RHP Andrés Sotillet, LHP Anthony Veneziano, RHP Nathan Webb, RHP Zach Willeman, RHP Stephen Woods Jr. and LHP Ángel Zerpa.

Catchers (3): Tyler Cropley, Sebastian Rivero, Logan Porter

Infielders (7): Nathan Eaton, Maikel Garcia, Robbie Glendinning, Ryan Grotjohn, Michael Massey, Jake Means, Gavin Stupienski

Outfielders (4): Tucker Bradley, Nick Loftin, Seuly Matias, John Rave

1st HALF

- 4/4 Kansas City Royals announce Breaking Roster
- 4/8 LHP **Holden Capps** placed on the development list
INF **Gavin Stupienski** placed on the development list
- 4/12 RHP **Nate Webb** placed on the 7-day injured list
- 4/16 LHP **Holden Capps** activated from the development list
- 4/19 C **Tyler Cropley** placed on the 7-day injured list
RHP **Christian Cosby** placed on the 7-day injured list
INF **Gavin Stupienski** activated from the development list
- 4/21 LHP **Walter Pennington** transferred to NW Arkansas (AA) from Quad Cities (A+)
- 4/23 RHP **Zach Haake** placed on the 7-day injured list
RHP **Patrick Halligan** transferred to NW Arkansas (AA) from Columbia (A)
- 4/26 RHP **Patrick Halligan** transferred to Quad Cities (A+) from NW Arkansas (AA)
- 4/28 RHP **Andrés Sotillet** transferred to Omaha (AAA) from NW Arkansas (AA)
- 5/3 INF **Ryan Grotjohn** placed on the Development List
INF **Brhet Bewley** activated from the Quad Cities Injured List and transferred to NW Arkansas (AA)
LHP **Patrick Smith** transferred to NW Arkansas (AA) from Quad Cities (A+)
LHP **Marcelo Martinez** transferred to NW Arkansas (AA) from Omaha (AAA)
- 5/8 C **Sebastian Rivero** recalled by Kansas City (MLB) from NW Arkansas (AA)
- 5/9 C **Sebastian Rivero** optioned to NW Arkansas (AA)
C **Sebastian Rivero** recalled by Kansas City (MLB) from NW Arkansas (AA)
- 5/10 LHP **Asa Lacy** placed on the 7-day injured list
INF **Ryan Grotjohn** activated from the Development List
- 5/13 C **Sebastian Rivero** optioned to NW Arkansas (AA)
- 5/14 LHP **Patrick Smith** placed on the Development List
RHP **Will Klein** activated from the 7-day injured list
- 5/17 C **Sebastian Rivero** recalled by Kansas City (MLB) from NW Arkansas (AA)
- 5/21 LHP **Marcelo Martinez** transferred to Omaha (AAA) from NW Arkansas (AA)
- 5/24 LHP **Patrick Smith** transferred to Quad Cities (A+) from NW Arkansas (AA)
RHP **Andrés Sotillet** transferred to NW Arkansas (AA) from Omaha (AAA)
- 5/26 OF **John Rave** transferred to Omaha (AAA) from NW Arkansas (AA)
INF **Nate Eaton** transferred to Omaha (AAA) from NW Arkansas (AA)
- 5/28 C **Sebastian Rivero** optioned to NW Arkansas (AA)
- 5/31 RHP **Christian Cosby** activated from the 7-day injured list
LHP **Christian Chamberlain** transferred to NW Arkansas (AA) from Quad Cities (A+)
RHP **Zach Willeman** transferred to Omaha (AAA) from NW Arkansas (AA)
- 6/1 OF **Parker Bates** transferred to NW Arkansas (AA) from Quad Cities (A+)
RHP **Andrés Sotillet** transferred to Omaha (AAA) from NW Arkansas (AA)
- 6/3 LHP **Drew Parrish** transferred to Omaha (AAA) from NW Arkansas (AA)
RHP **Noah Murdock** transferred to NW Arkansas (AA) from Quad Cities (A+)
- 6/4 OF **John Rave** transferred to NW Arkansas (AA) from Omaha (AAA)
- 6/7 OF **Parker Bates** transferred to Quad Cities (A+) from NW Arkansas (AA)
- 6/10 RHP **Andrés Sotillet** transferred to NW Arkansas (AA) from Omaha (AAA)
LHP **Ángel Zerpa** recalled by Kansas City (MLB) from NW Arkansas (AA)
- 6/12 LHP **Ángel Zerpa** optioned to NW Arkansas (AA)
OF **Seuly Matias** placed on the 7-day injured list
- 6/14 INF **Michael Massey** transferred to Omaha (AAA) from NW Arkansas (AA)
OF **Tyler Gentry** transferred to NW Arkansas (AA) from Quad Cities (A+)
C **Tyler Cropley** activated from the 7-day injured list
LHP **Gabe Speier** transferred to NW Arkansas (AA) on Major League Rehab
RHP **Matt Peacock** transferred to NW Arkansas (AA) on Major League Rehab
- 6/17 LHP **Gabe Speier** returned from Rehab Assignment to Kansas City (MLB) from NW Arkansas (AA)
RHP **Matt Peacock** returned from Rehab Assignment to Kansas City (MLB) from NW Arkansas (AA)
- 6/19 OF **Seuly Matias** activated from the on the 7-day injured list
C **Gavin Stupienski** placed on the Development List
LHP **Jake Brentz** transferred to NW Arkansas (AA) on Major League Rehab
- 6/23 RHP **Christian Cosby** transferred to Quad Cities (A+) from NW Arkansas (AA)
LHP **Marcelo Martinez** transferred to NW Arkansas (AA) from Omaha (AAA)
- 6/24 LHP **Jake Brentz** returned to Kansas City (MLB) from his rehab assignment.
- 6/25 LHP **Marcelo Martinez** transferred to Omaha (AAA) from NW Arkansas (AA)

2nd HALF

- 6/27 LHP **Holden Capps** released
LHP **Eric Skoglund** reinstated from AAA rehab assignment and transferred to NW Arkansas (AA)



#36 CHRIS WIDGER • MANAGER

- Chris Widger will manage the Naturals after guiding the River Bandits to a High-A Central championship in their first season as a Kansas City affiliate in 2021. In doing so, he was named the Minor League Manager of the Year by *Baseball America* following the 2021 season.
- 2022 marks Widger's seventh year in the Royals' organization, as he was slated to manage Advanced-A Wilmington in 2020 and led Burlington to the Appalachian League Championship Series in his first season as Manager in 2019. Prior to that, he was Wilmington's Bench Coach from 2016-18.
- Before joining the Royals organization, he managed the Independent League Camden Riversharks in 2015 and was their Pitching Coach from 2012-14.
- A third-round pick by Seattle in the 1992 Draft, Widger played in parts of 10 seasons in the Majors with the Mariners (1995-96, 2000), Expos (1997-2000), Yankees (2002), Cardinals (2003), White Sox (2005-06) and Orioles (2006), winning a World Series with Chicago in 2005.
- Widger and his wife, Whitney, reside in Pennsville, N.J., with their children: C.J., Ashlynn and Skylar.



#43 DERRICK LEWIS • PITCHING COACH

- Derrick Lewis is in his third season with the Royals' organization and second as pitching coach at Northwest Arkansas.
- He spent the previous 16 seasons in the Atlanta Braves' organization, the first 14 as a Minor League pitching coach and the last two as the Pitching Coordinator.
- Pitching coach timeline: 2004-07: GCL Braves (Gulf Coast League, RK)... 2008-10: Danville Braves (Appalachian League, RK)... 2011-13: Rome Braves (South Atlantic League, A)... 2014: Lynchburg Hillcats (Carolina League, A+)... 2015-2016: Carolina Mudcats (Carolina League, A+)... 2017: Mississippi Braves (Southern League, AA)
- He played seven seasons in the Braves' organization from 1997-2003, after being selected in the 20th round of the 1997 draft.
- Lewis and his wife, Roslyn, reside in Charlotte, North Carolina, with their daughter, Skye and Son, Lake.



#6 ABRAHAM NÚÑEZ • HITTING COACH

- Abraham Núñez enters his fourth season as Northwest Arkansas' hitting coach after serving in the same capacity with High-A Wilmington (2015-2018), Class-A Lexington (2014), Rookie Advanced Burlington (2013) and the Dominican Royals (2012).
- Núñez played for parts of 12 seasons in the Majors with the Pirates (1997-2004), Cardinals (2005), Phillies (2006-2007) and Mets (2008). A switch-hitter, he owns a career average of .242 as a utility infielder in the big leagues, primarily playing third base, but could play all four infield positions.
- His best season came in 2005 when he batted .285 in 139 games for the National League Champion St. Louis Cardinals.
- Lifetime .346 (9-for-28) hitter in the postseason, including the 2005 National League Championship Series with St. Louis when he hit .385, though did not play in the World Series.
- Born in Santo Domingo, Dominican Republic, he now resides in Hudson, Massachusetts.



#27 CHRISTIAN COLÓN • ASSISTANT HITTING COACH

- Christian Colón returns to the organization as the Naturals Assistant Hitting Coach in 2022, following a 12-year professional career.
- He was the Royals first-round pick in the 2010 MLB Draft, scored the winning run in the 2014 AL Wild Card game and had the game-winning hit in the title-clinching Game 5 of the 2015 World Series.
- After being drafted in 2010, Colón ascended to Northwest Arkansas by 2011 and between 2011, 2012 and 2014, played 202 games for the Naturals ... in 2011, Colón led the Texas League in sacrifices (21), while leading the team in at-bats (491) and hits (126). His 21 sacrifices that season are the most a Naturals player has ever recorded in a single season, while 28 overall are tied for the club record.
- During his playing career, he made stops in Miami (2017) and Cincinnati (2019-20) ... spent 2021 with the Rich Baseball-owned Buffalo Bisons (Triple-A, Toronto) before announcing his retirement.
- He also played in parts of four seasons in the Puerto Rican Winter League.
- Christian lives in Cave Springs, Ark. (15 minutes North of Arvest Ballpark) with his wife, Kayla, and three daughters, Marley, Mia and Lucy.



#23 MIKE JIRSCHLE • BENCH COACH

- Mike Jirschele enters his first season as the Bench Coach for Northwest Arkansas after spending last season in the same role for Manager Chris Widger in Quad Cities.
- He served as a Special Assistant to the General Manager in 2020 and was on the Royals coaching staff as the Third Base Coach from 2014-19 and won the World Series in 2015.
- Jirschele previously managed the Triple-A Omaha franchise for 11 seasons (2003-13), leading the team to four division titles, three-straight trips to the Pacific Coast League championship round (2011-13), two PCL titles (2011, 2013) and a Triple-A Championship in 2013.
- He earned the 2011 Mike Coolbaugh Award for outstanding baseball work ethic, knowledge of the game and skill in mentoring young players on the field.
- Prior to his 11-year stint with Omaha, he served as the Royals Minor League Infield Coordinator for four years (1998-2002), while he held managerial positions with Omaha (1995-97), Wilmington (1994), Rockford (1993) and the Gulf Coast Royals (1992).
- Jirschele was originally selected by the Texas Rangers in the fifth round of the 1977 MLB Draft and played in 999 minor league games over 13-plus seasons in the Rangers and Royals systems.



DANNY ACCOLA • CERTIFIED ATHLETIC TRAINER

- Danny Accola is entering his seventh season with the Royals organization and first as the certified athletic trainer with the Naturals, after serving in the same role with the Quad Cities in 2021.
- He was slated to serve in that role with Wilmington in 2020 and previously filled those roles with Lexington in 2019, Burlington from 2017-18 and with Surprise in 2016.
- Accola graduated from the University of Central Missouri in 2014 and previously held an athletic training internship with the Denver Broncos in 2013.

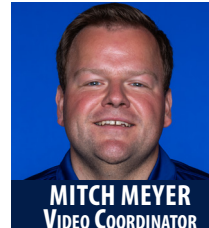


DREW EPPERSON
VIDEO COORDINATOR



C.J. MIKKELSEN • STRENGTH & CONDITIONING COACH

- C.J. Mikkelsen will serve as the Northwest Arkansas Strength & Conditioning Coach for the second consecutive season, after being slated to fill that same role at Idaho Falls in 2020.
- He graduated in December 2019 with a master's degree in sports physiology from Texas A&M University, where he also worked as a Sports Performance Graduate Intern.
- Mikkelsen earned his bachelor's degree in exercise and wellness from Arizona State University in 2016. He resides in Desert Hills, Arizona.



MITCH MEYER
VIDEO COORDINATOR



#18 ALEC MARSH

BORN: May 14, 1998 in Waukesha, Wisconsin (Age 24)
HEIGHT/WEIGHT: 6-3/220 lbs
SEASON WITH NATURALS: 2nd Season
DRAFT: Round 2 (CBB) - 2019 (Kansas City, 70th Overall)
COLLEGE: Arizona State University (Tempe, Arizona)
HIGH SCHOOL: Ronald Reagan HS (Milwaukee, Wisconsin)

SCOUTING REPORT

Ranked by MLB Pipeline as the No. 9 Royals prospect
Ranked by Baseball America as the No. 14 Royals prospect

A powerful arm that pitches aggressively, goes right after hitters with a clean & repeatable delivery that helps his control.
FASTBALL: Sits around 96 with his 4-seamer but touches 99 consistently, also has a two-seamer that sinks.
CURVBALL: Ranges from the high 70s to low 80s has good shape and depth, his best secondary pitch.
SLIDER: Sits mid-80s and is a hard, tight pitch that sometimes resembles a cutter
CHANGEUP: Has natural depth and sink, he throws it with good arm speed.

2022 SEASON

- 2nd in Texas League and 6th in Double-A with 89 strikeouts ... among Texas League pitchers who have thrown at least 40.0 innings, leads the league with 33.5% K%, 14.05 K/9 and 18.4% stringing strike % ... also leads in Double-A in K/9, ranks 2nd in SwStr% and is 7th in K% ... K/9 ranks 5th among MiLB pitchers (min. 50.0 IP).
Struck out 9 across 4.2 innings on 4/13 vs. WCH, retired 9 of the final 10 batters he faced, including 5 on strikeouts
Pitched 5.0 innings and struck out 10 batters in his last two starts in May ... on 5/19 @ ARK, struck out franchise-record EIGHT STRAIGHT between 2nd and 4th innings ... first Nationals pitcher to ever strike out more than six straight batters in one game, just 2nd to strike out 8 in a row.
Set career high on 5/31 vs. CC with 6.1 innings, 29 batters faced and 98 pitches, struck out nine ... then on 6/5 vs. CC, five of six outs came via the strikeout 6/5 vs. CC, but could only pitch two innings, threw 64 pitches.
19 of 48 runs (39.6%) allowed this season scored on home runs.
The BIG inning has hurt Marsh ... 27 of 48 runs (56.3%) allowed this season have come in one inning ... 30.38 ERA in his worst inning of each game, 3.86 ERA across the remainder of his innings.
LAST OUTING: Threw the first quality start of his career, allowed three earned runs over 6.0 innings, only struck out six

CAREER NOTES

- 2021
As a non-Roster invitee to Big League Spring Training, appeared in 2 Cactus League games, pitching to a 0.00 ERA (0 ER in 2.0 IP) with 2 K.
Broke camp with Northwest Arkansas (AA) and made six starts for the Naturals, before missing the remainder of the season with an injury ... went 1-3 with a 4.97 ERA (14 ER in 25.1 IP) while striking out 42 hitters.
His 14.92 K/9 (42 K in 25.1 IP) ranked second in the Royals' system among MiLB pitchers who threw at least 25 innings.
Named the inaugural Double-A Central Pitcher of the Week after making his very first Double-A appearance ... threw 5.0 hitless and scoreless innings ... followed up his award-winning start with an 11-strikeout performance in his Arvest Ballpark debut on 5/14 against Tulsa ... began the season, his first 8.1 innings of Double-A Career with 8.1 hitless and scoreless innings, walking three with 16 strikeouts.
Earned his first professional win in his third start of the season on 5/21, allowing two runs across 5.0 innings while striking out seven at Hammons Field in Springfield against the Cardinals.
Struck out at least seven batters in each of his first four starts and led the Naturals pitching staff with 34 strikeouts in May.
Exited his start on 6/15 in San Antonio after just 1.2 innings and did not appear in a game the rest of the season, shut down because of biceps soreness and arm fatigue.
Made one appearance for the Surprise Saguaros in the Arizona Fall League, throwing 1.1 innings while striking out three on 11/6 against the Mesa Solar Sox, while surrendering two home runs and taking the loss.

- 2020
Spent part of the season at the Royals' Alternate Training Site in Kansas City, Kansas, then participated in the Royals' Postseason Instructional Camp at Kauffman Stadium in October.
Pitched for the Eastern Reyes del Tigre (roughly translates to Eastern Tiger Kings) in the independent Constellation Energy League, which operated in Texas during July and August ... went 0-1 with a 4.50 ERA (2 ER in 4.0 IP), collecting six strikeouts ... his manager was former Royals pitching coach Dave Eiland (2011-2017).

- 2019
Made 13 starts for Idaho Falls (Rookie Advanced) in his first professional season, going 0-1 with a 4.05 ERA (15 ER in 33.1 IP) with 38 strikeouts (10.3 K/9) compared to just four walks.
Did not walk a batter in his first five starts and surrendered his one free pass in his first eight outings (20.1 innings).
Did not allow a run over his first three starts (9.0IP), after allowing a six earned runs in a span of two outings (Aug. 9-15).
Held left-handed batters to a .208 average (11-for-53) with one home run.

- COLLEGE (2017-2019)
Attended Arizona State University, where he was named to the Golden Spikes Award Mid-season Watch List and the Collegiate Baseball Hall of Fame Watch List of the National Pitcher of the Year as a junior in 2019, team won 21 straight to start the season.
Went 9-3 with a 3.17 ERA (34 ER in 96.2 IP) in 16 outings as a junior, with three double-digit strikeout efforts ... tossed a three-hit complete game with nine strikeouts in a 4-1 win vs. #3 Oregon State on April 12, 2019, when the Royals first took notice of them as they were at the game scouting OSU catcher and 2019 1st overall pick Adley Rutschman.
Allowed three earned runs or fewer in 31 of his last 34 appearances dating back to his freshman season ... dating back to sophomore season, Marsh posted a quality start (6+ innings pitched with 3 or fewer earned runs allowed) in 16 of his 23 starts since assuming ASU's Friday Night starter role midway through the 2018 season.

Table with columns: SEASON, CAREER, INNINGS PITCHED, HITS ALLOWED, RUNS ALLOWED, EARNED RUNS ALLOWED, HOME RUNS ALLOWED, WALKS ALLOWED, STRIKEOUTS, BATTERS FACED, NUMBER OF PITCHES, SCORELESS STREAK.

MARSH 2022 RUN SUPPORT (STARTS ONLY)
Table with columns: RUNS SCORED (0-10+), Games, PLAYER W-L, Team W-L.

2022 GAME-BY-GAME (NORTHWEST ARKANSAS, AA)
Table with columns: DATE, OPPONENT, RES, LEFT GAME, DEC, IP, H, R, ER, HR, HB, BB, SO, BF, NP-S.

2022 MARSH BATTED BALL STATISTICS
Table with columns: BABIP, GB/FB, LD%, GB%, FB%, IFFB%, HR/FB, Pull%, Cent%, Oppo%, SwStr%.

MARSH vs. AMARILLO IN 2022
Table with columns: W, L, ERA, G, GS, CG, SHO, GF, HLD, SV, SVO, IP, H, R, ER, HR, HB, BB, IBB, SO, WHIP, AVG.

MARSH vs. SPRINGFIELD HITTERS IN 2022
Table with columns: PLAYER, AVG, AB, H, 2B, 3B, HR, RBI, BB, SO.

MINOR LEAGUE CAREER
Table with columns: SEASON, TEAM, W, L, ERA, G, GS, CG, SHO, SV, SV, IP, H, R, ER, HR, HB, BB, IBB, SO, WHIP, AVG, AB, WP, BK, GDP, TBF, NP-S.



HR #	PLAYER (SEASON #)	GM # - DATE	OPPONENT	DIRECTION	ON BASE	INNING	OUTS	COUNT	SCORE	FINAL
1	Jake Means (1)	3 - 4/10/2022	@ Springfield	RCF	1	2	2	1-1	2-3	L, 10-5
2	John Rave (1)	10 - 4/19/2022	@ Frisco	RF	1	3	1	2-2	2-0	L, 4-3
3	Robbie Glendinning (1)	11 - 4/20/2022	@ Frisco	LCF	0	2	2	3-1	1-0	W, 7-2
4	Nick Loftin (1)	11 - 4/20/2022	@ Frisco	LCF	1	3	1	0-0	3-1	W, 7-2
5	Seuly Matias (1)	11 - 4/20/2022	@ Frisco	LF	1	5	1	1-1	5-2	W, 7-2
6	John Rave (2)	12 - 4/21/2022	@ Frisco	LCF	0	2	1	2-1	1-0	L, 12-2
7	Seuly Matias (2)	12 - 4/21/2022	@ Frisco	LCF	0	4	0	0-2	2-7	L, 12-2
8	Michael Massey (1)	13 - 4/22/2022	@ Frisco	LCF	1	1	1	1-1	2-0	W, 11-2
9	Nick Loftin (1)	13 - 4/22/2022	@ Frisco	LCF	3	2	2	0-0	6-0	W, 11-2
10	Tucker Bradley (1)	14 - 4/23/2022	@ Frisco	LCF	3	5	1	2-1	9-0	W, 12-4
11	Michael Massey (2)	14 - 4/23/2022	@ Frisco	CF	0	8	1	0-2	11-3	W, 12-4
12	Nate Eaton (1)	14 - 4/23/2022	@ Frisco	LCF	0	9	0	3-2	12-3	W, 12-4
13	Michael Massey (3)	15 - 4/24/2022	@ Frisco	RCF	0	4	0	1-0	1-2	W, 4-3
14	Robbie Glendinning (2)	16 - 4/26/2022	vs. Amarillo	LCF	2	11	2	1-1	5-6	L, 6-5
15	Seuly Matias (3)	17 - 4/27/2022	vs. Amarillo	LF	0	2	0	0-0	2-2	W, 12-6
16	Sebastian Rivero (1)	17 - 4/27/2022	vs. Amarillo	LF	0	4	0	0-1	3-3	W, 12-6
17	Sebastian Rivero (2)	17 - 4/27/2022	vs. Amarillo	LF	1	6	2	0-0	12-5	W, 12-6
18	Jake Means (2)	18 - 4/28/2022	vs. Amarillo	LF	0	3	0	0-1	1-0	L, 9-5
19	Nate Eaton (2)	19 - 4/29/2022	vs. Amarillo	LF	0	2	0	1-0	1-0	W, 8-7
20	Sebastian Rivero (3)	20 - 4/30/2022	vs. Amarillo	RCF	0	2	2	1-1	1-2	L, 7-5
21	Ryan Grotjohn (1)	20 - 4/30/2022	vs. Amarillo	RCF	1	2	2	3-2	3-2	L, 7-5
22	Michael Massey (4)	20 - 4/30/2022	vs. Amarillo	RCF	1	3	1	1-2	5-2	L, 7-5
23	Logan Porter (1)	21 - 5/1/2022	vs. Amarillo	LF	1	2	1	0-1	3-1	W, 9-5
24	Robbie Glendinning (3)	21 - 5/1/2022	vs. Amarillo	LF	1	3	2	0-0	5-2	W, 9-5
25	Michael Massey (5)	21 - 5/1/2022	vs. Amarillo	RF	2	7	0	1-2	8-2	W, 9-5
26	Robbie Glendinning (4)	23 - 5/4/2022	@ Springfield	LF	1	5	0	1-0	7-1	W, 13-3
27	Seuly Matias (4)	24 - 5/5/2022	@ Springfield	LCF	0	5	1	1-1	2-4	W, 9-6
28	Brhet Bewley (1)	24 - 5/5/2022	@ Springfield	LCF	0	6	0	1-0	3-5	W, 9-6
29	Tucker Bradley (2)	24 - 5/5/2022	@ Springfield	RF	0	6	0	2-2	4-5	W, 9-6
30	Nick Loftin (3)	24 - 5/5/2022	@ Springfield	LCF	1	7	1	1-1	9-5	W, 9-6
31	Nate Eaton (3)	27 - 5/8/2022	@ Springfield	LCF	0	2	0	1-0	1-0	W, 9-5
32	Logan Porter (2)	27 - 5/8/2022	@ Springfield	LF	0	5	0	2-0	2-0	W, 9-5
33	Seuly Matias (5)	28 - 5/10/2022	vs. Wichita	LCF	2	3	2	0-1	4-0	W, 7-4
34	Robbie Glendinning (5)	28 - 5/10/2022	vs. Wichita	LF	0	8	1	0-2	7-4	W, 7-4
35	Logan Porter (3)	29 - 5/11/2022	vs. Wichita	LCF	0	7	0	3-1	1-3	L, 4-3
36	Michael Massey (6)	30 - 5/12/2022	vs. Wichita	LF	0	6	0	3-2	4-4	L, 10-4
37	Tucker Bradley (3)	31 - 5/13/2022	vs. Wichita	RCF	3	5	0	0-0	4-0	W, 7-0
38	Nick Loftin (4)	31 - 5/13/2022	vs. Wichita	LF	1	7	2	3-1	7-0	W, 7-0
39	Logan Porter (4)	32 - 5/14/2022	vs. Wichita	RCF	0	2	2	2-2	1-4	L, 7-6
40	Michael Massey (7)	37 - 5/21/2022	@ Arkansas	RF	2	3	1	0-0	4-4	W, 11-4
41	John Rave (3)	38 - 5/22/2022	@ Arkansas	RF	2	3	2	1-1	5-0	W, 10-5
42	Tucker Bradley (4)	38 - 5/22/2022	@ Arkansas	RCF	2	5	2	1-1	10-1	W, 10-5
43	Robbie Glendinning (6)	39 - 5/24/2022	@ Midland	RF	1	1	2	0-1	2-0	W, 8-5
44	Michael Massey (8)	39 - 5/24/2022	@ Midland	RCF	3	7	2	1-2	7-3	W, 8-5
45	Seuly Matias (6)	40 - 5/25/2022	@ Midland	LF	0	2	1	2-2	2-0	W, 11-3
46	Nate Eaton (4)	40 - 5/25/2022	@ Midland	LF	0	5	1	2-0	6-1	W, 11-3
47	Nick Loftin (5)	42 - 5/27/2022	@ Midland	LCF	0	3	2	1-0	7-1	W, 14-6
48	Seuly Matias (7)	43 - 5/28/2022	@ Midland	LF	0	6	0	0-1	5-5	W, 9-7
49	Tucker Bradley (5)	43 - 5/28/2022	@ Midland	CF	0	8	2	0-1	6-7	W, 9-7
50	Jake Means (3)	44 - 5/29/2022	@ Midland	LCF	0	8	0	0-0	1-3	L, 3-1
51	Seuly Matias (8)	45 - 5/31/2022	vs. Corpus Christi	LF	0	7	0	3-2	7-8	L, 8-7
52	Jake Means (4)	48 - 6/3/2022	vs. Corpus Christi	LF	2	2	2	0-0	3-0	L, 5-4
53	Logan Porter (5)	48 - 6/3/2022	vs. Corpus Christi	LF	0	8	1	0-0	4-5	L, 5-4
54	Logan Porter (6)	49 - 6/4/2022	vs. Corpus Christi	CF	0	2	0	3-2	1-2	W, 6-5
55	Seuly Matias (9)	49 - 6/4/2022	vs. Corpus Christi	LF	1	10	2	1-1	6-5	W, 6-5
56	Tucker Bradley (6)	50 - 6/5/2022	vs. Corpus Christi	LF	1	4	0	3-2	2-8	L, 17-4
57	Ryan Grotjohn (2)	50 - 6/5/2022	vs. Corpus Christi	LF	1	8	1	1-0	4-15	L, 17-4
58	John Rave (4)	51 - 6/7/2022	@ Tulsa	RCF	0	9	2	1-1	2-5	L, 5-2
59	Nick Loftin (6)	52 - 6/9/2022	@ Tulsa	LF	0	4	1	2-1	1-3	W, 5-3
60	Logan Porter (7)	52 - 6/9/2022	@ Tulsa	LF	1	4	1	1-1	3-3	W, 5-3
61	Michael Massey (9)	54 - 6/10/2022	@ Tulsa	RCF	1	3	1	0-1	3-1	W, 13-4
62	Seuly Matias (10)	54 - 6/10/2022	@ Tulsa	LCF	0	6	0	1-2	5-4	W, 13-4
63	Maikel Garcia (1)	54 - 6/10/2022	@ Tulsa	LF	2	7	2	3-1	13-4	W, 13-4
64	John Rave (5)	55 - 6/11/2022	@ Tulsa	RF	2	5	1	1-2	4-7	L, 9-4
65	Jake Means (5)	57 - 6/14/2022	vs. Arkansas	LF	1	3	0	1-1	2-1	W, 7-5
66	Tyler Gentry (1)	59 - 6/16/2022	vs. Arkansas	RCF	0	2	1	3-2	1-6	L, 13-8
67	Maikel Garcia (2)	60 - 6/17/2022	vs. Arkansas	LCF	0	1	0	2-0	1-0	L, 13-2
68	Tyler Gentry (2)	61 - 6/18/2022	vs. Arkansas	LCF	2	2	2	0-2	7-0	W, 9-0
69	Tyler Gentry (3)	64 - 6/22/2022	vs. Springfield	RF	1	3	1	2-0	3-1	L, 9-6
70	Seuly Matias (11)	64 - 6/22/2022	vs. Springfield	RCF	0	4	0	2-1	4-1	L, 9-6
71	Brhet Bewley (2)	65 - 6/23/2022	vs. Springfield	LF	1	3	0	0-0	2-4	L, 11-2
72	John Rave (6)	67 - 6/25/2022	vs. Springfield	RF	1	2	0	3-1	2-4	L, 13-10
73	Robbie Glendinning (7)	67 - 6/25/2022	vs. Springfield	LCF	0	4	0	0-1	4-5	L, 13-10
74	Sebastian Rivero (4)	67 - 6/25/2022	vs. Springfield	LF	1	8	0	3-2	10-13	L, 13-10
75	Robbie Glendinning (8)	68 - 6/26/2022	vs. Springfield	LF	0	6	2	1-1	2-7	L, 8-2

HR #	PLAYER (SEASON #)	GM # - DATE	OPPONENT	DIRECTION	ON BASE	INNING	OUTS	COUNT	SCORE	FINAL
76	John Rave (7)	69 - 6/28/2022	@ Amarillo	LCF	3	1	1	0-1	4-0	W, 20-6
77	Seuly Matias (12)	69 - 6/28/2022	@ Amarillo	CF	0	6	2	1-1	11-1	W, 20-6
78	Tyler Gentry (4)	69 - 6/28/2022	@ Amarillo	LCF	0	8	1	3-2	12-4	W, 20-6
79	Nick Loftin (7)	69 - 6/28/2022	@ Amarillo	LCF	1	9	1	0-0	17-4	W, 20-6
80	Seuly Matias (13)	69 - 6/28/2022	@ Amarillo	LF	1	9	2	0-0	20-4	W, 20-6



HOME RUN BREAKDOWN

Table with columns: PLAYER, 2022 TOTAL, HOME ROAD, RHP LHP, OUTS (0 1 2), RUNNERS ON (SOLO 2-RUN 3-RUN GRAND SLAM), DIRECTION (LF LCF CF RCF RF), DATE, OPP, LAST, KIND, INN, PA SINCE. Lists player performance data.

INNING DISTRIBUTION

Table with columns: 1st Inning, 2nd Inning, 3rd Inning, 4th Inning, 5th Inning, 6th Inning, 7th Inning, 8th Inning, 9th Inning, 10th Inning, 11th Inning. Shows home runs per inning.

NOTABLE NATURALS HOME RUNS

Table with categories: BACK-TO-BACK HOMERS (1), 2-HOMER GAMES (2), 3-HOMER GAMES (0), GRAND SLAMS (5). Lists notable home run events.

Table with categories: LEADOFF HOMERS (1), INSIDE-THE PARK HOMERS (0), PINCH-HIT HOMERS (0), WALK-OFF HOMERS (1). Lists notable home run events.

Table with columns: HOME RUN SITUATION, # OF, DATE OF LAST, BATTER ('22 HR #), PITCHER, COUNT, RUNNERS ON, OUTS, INNING, SCORE @ HR, FINAL. Summary of home run situations.

NOTABLE OPPOSING HOME RUNS

Table with categories: BACK-TO-BACK HOMERS (2), 2-HOMER GAMES (5), 3-HOMER GAMES (0), GRAND SLAMS (1), LEADOFF HOMERS (1), INSIDE-THE PARK HOMERS (0), PINCH-HIT HOMERS (0), WALK-OFF HOMERS (0). Lists notable opposing home runs.



AFTER-INNING RECORDS			
	LEADING	TRAILING	TIED
AFTER 1 INNING	11-6	6-16	13-16
AFTER 2 INNINGS	14-7	8-20	9-10
AFTER 3 INNINGS	20-8	6-22	5-7
AFTER 4 INNINGS	20-7	5-23	6-7
AFTER 5 INNINGS	24-7	5-26	2-4
AFTER 6 INNINGS	26-7	3-26	2-4
AFTER 7 INNINGS	26-2	1-31	2-4
AFTER 8 INNINGS	26-0	1-33	2-4

NATURALS BIG INNINGS		
DATE	INNING	RUNS
1. 6/28 @Tulsa	9th Inning	8
6/10 @Tulsa	7th Inning	8
4/12 vs. Wichita	1st Inning	8
4. 6/18 vs. Arkansas	2nd Inning	7
4/27 vs. Amarillo	4th Inning	7
6. 5/27 @Midland	2nd Inning	6
5/4 @Springfield	9th Inning	6

SCORE BY INNINGS													
	1	2	3	4	5	6	7	8	9	10	11+	TOTAL	
Naturals	32	52	66	44	62	26	65	25	35	6	4	417	
Opponents	43	49	67	26	42	56	55	38	19	6	5	406	
Difference	-11	3	-1	18	20	-30	10	-13	16	0	-1	11	

SCORE BY INNINGS V. AMARILLO													
	1	2	3	4	5	6	7	8	9	10	11+	TOTAL	
Naturals	5	12	6	8	6	8	3	2	10	0	4	64	
Sod Poodles	1	3	2	6	3	7	4	7	8	0	5	46	
vs. Amarillo Difference	4	9	4	2	3	1	-1	-5	2	0	-1	18	

MULTI-RUN INNINGS										
	2	3	4	5	6	7	8	9	10+	TOTAL
Naturals	40	29	17	5	2	2	3	-	-	98
Opponents	61	17	11	6	4	3	-	-	-	102

RECORD BY RUNS SCORED/ALLOWED												
RUNS	0	1	2	3	4	5	6	7	8	9	10	11+
SCORED	0-1	0-7	0-7	1-4	3-6	1-6	1-3	5-1	5-0	5-0	2-0	10-1
ALLOWED	5-0	0-0	3-3	5-1	4-3	7-7	5-3	2-5	1-2	0-3	0-2	0-9

RECORD BY MARGIN OF VICTORY/DEFEAT										
1 Run	2 Runs	3 Runs	4 Runs	5 Runs	6 Runs	7 Runs	8 Runs	9 Runs	10+ Runs	
3-13	3-4	7-4	5-3	2-3	2-4	2-1	3-0	3-1	2-4	

2022 WALK-OFF TRACKER										
GAME #	DATE	OPPONENT	FINAL (INN.)	PLAYER	WINNING RUN	PITCHER	HOW	OUTS	COUNT	
33	May 18	@ Arkansas	L, 7-5 (10)	Zach DeLoach	Jack Larsen	Walter Pennington	RBI single to right field	2	0-1	
41	May 26	@ Midland	L, 2-1 (10)	Shane Selman	Logan Davidson	Zack Phillips	RBI single to right-center field	2	2-2	
49	June 4	vs. Corpus Christi	W, 6-5 (10)	Seuly Matias	Seuly Matias	Devin Conn	2-run home run to left field	2	1-1	

Bold Indicates Naturals Walk-off

2022 NATURALS EJECTIONS (3)					
DATE	INNING	WHO	WHY	UMPIRE	
June 2 vs. Corpus Christi	▼ 7	Robbie Glendinning (1B)	Arguing	Steven Rios Jr. (HP)	
June 3 vs. Corpus Christi	▼ 5	Michael Massey (DH)	Arguing	Mike Carroll (HP)	
June 24 vs. Springfield	▼ 3	Seuly Matias (RF)	Arguing	Pete Talkington (HP)	

2022 NATURALS MONTH BY MONTH																							
HITTING																							
MONTH	AVG	G	AB	R	H	TB	2B	3B	HR	RBI	BB	IBB	SO	SB	CS	OBP	SLG	OPS	SAC	SF	HBP	GIDP	LOB
APRIL	.261	20	690	126	180	291	37	4	22	112	97	1	183	32	5	.357	.422	.779	4	9	11	14	151
MAY	.285	25	892	160	254	406	53	6	29	151	94	3	222	31	7	.353	.455	.808	8	15	9	18	190
JUNE	.235	24	787	131	185	315	43	0	29	121	102	0	224	30	4	.335	.400	.735	4	7	20	13	164
JULY																							
AUGUST																							
SEPTEMBER																							
TOTAL	.262	69	2369	417	620	1013	133	10	80	384	293	4	629	93	16	.349	.428	.777	16	31	40	45	505
PITCHING																							
MONTH	W	L	ERA	G	GS	CG	SHO	GF	HLD	SV	SVO	IP	H	R	ER	HR	HB	BB	SO	WP	BK	WHIP	AVG
APRIL	9	11	5.98	20	20	0	0	20	3	3	5	179.0	194	127	119	25	11	87	158	17	1	1.57	.276
MAY	13	12	4.43	25	25	0	2	25	4	3	6	219.1	197	120	108	25	12	123	249	9	1	1.46	.239
JUNE	10	14	6.23	24	24	1	3	23	2	2	4	211.0	223	159	146	32	16	130	228	9	6	1.67	.270
JULY																							
AUGUST																							
SEPTEMBER																							
TOTAL	32	37	5.51	69	69	1	5	68	9	8	15	609.1	614	406	373	82	39	340	635	35	8	1.57	.261



HOME/AWAY	
Home Games.....	12-23
Away Games.....	20-14

MONTH	
April.....	9-11
May.....	13-12
June.....	10-14
July.....	
August.....	
September.....	

OPPONENT	
vs. Amarillo.....	4-3
vs. Arkansas.....	5-7
vs. Corpus Christi.....	2-4
vs. Frisco.....	4-2
vs. Midland.....	4-2
vs. San Antonio.....	
vs. Springfield.....	5-10
vs. Tulsa.....	4-2
vs. Wichita.....	4-7

DAY OF THE WEEK	
on Monday.....	
on Tuesday.....	5-7
on Wednesday.....	5-5
on Thursday.....	4-8
on Friday.....	6-5
on Saturday.....	6-6
on Sunday.....	6-5

PITCHING	
vs. Left-Handed Starter.....	7-1
vs. Right-Handed Starter.....	25-36
WITH Left-Handed Starter.....	26-23
WITH Right-Handed Starter.....	6-14

SCORING	
1-Run Games.....	3-13
2-Run Games.....	3-4
3-4-Run Games.....	12-7
5+ Run Games.....	14-13
Extra Innings.....	2-4
Shutouts.....	5-1
Doubleheaders.....	2-0 (1 Sweep)
Scoring 0-2 Runs.....	0-15
3-5 Runs.....	5-16
6-9 Runs.....	16-4
10+ Runs.....	11-2

Opponent 0-2 Runs.....	8-3
3-5 Runs.....	16-11
6-9 Runs.....	8-13
10+ Runs.....	0-10
Scored in 1st Inning.....	12-6
Opponent scored in 1st.....	8-16
Scores first.....	21-10
Opponent scores first.....	11-27

HITTING	
Naturals 0-5 hits.....	3-10
6-9 hits.....	9-19
10+ hits.....	20-8
Opponent 0-5 hits.....	9-2
6-9 hits.....	15-12
10+ hits.....	8-23

Hit 0 home runs.....	8-16
1 home run.....	7-15
2 home runs.....	10-4
3+ home runs.....	7-2
Opponent hit 0 home runs.....	13-7
1 home run.....	10-16
2 home runs.....	7-8
3+ home runs.....	2-6

Out-hit opponent.....	27-7
Out-hit by opponent.....	2-27
Hits are tied.....	3-3
Leave 0-5 runners on base.....	8-8
6-9 on base.....	17-22
10+ on base.....	7-7

FIELDING	
Made 0 errors.....	23-14
1 error.....	6-10
2+ errors.....	3-13
Opponent made 0 errors.....	8-18
1 error.....	15-10
2+ errors.....	9-8

TEAM HIGHS

LONGEST WIN STREAK.....	4 Games.....	May 21-22, 24-25
LONGEST LOSING STREAK.....	6 Games.....	June 21-26
LONGEST HOME WINNING STREAK.....	2 Games (3x).....	Last: June 18-19
LONGEST HOME LOSING STREAK.....	6 Games.....	June 21-26
LONGEST ROAD WINNING STREAK.....	4 Games.....	Last: May 21-22, 24-25
LONGEST ROAD LOSING STREAK.....	4 Games.....	June 28.....
LARGEST MARGIN OF VICTORY.....	14 Runs.....	June 28 @ Amarillo, 20-6 W
LARGEST MARGIN OF DEFEAT.....	15 Runs.....	June 16 vs. Arkansas, 18-3 L
LONGEST GAME, INNINGS.....	11 Innings.....	April 26 vs. Amarillo, 6-5 L
LONGEST GAME, TIME.....	3:55.....	April 8 @ Springfield, 11-8 W
LONGEST 9-INNING GAME, TIME (PRE-PITCH CLOCK).....	3:55.....	April 8 @ Springfield, 11-8 W
LONGEST 9-INNING GAME, TIME (POST-PITCH CLOCK).....	3:12.....	June 16 vs. Arkansas, 18-3 L
SHORTEST 9-INNING GAME, TIME.....	1:58.....	May 29 @ Midland, 3-1 L
SHORTEST GAME, TIME.....	1:41.....	Game 2 - June 9 @ Tulsa, 3-0 W (7 Innings)
LARGEST COMEBACK WIN.....	4 Runs (4x).....	Last: After the 3rd inning, May 28 @ Midland, 9-7 W (10)
LARGEST MARGIN OF LEAD SURRENDERED (LOSS).....	5 Runs.....	After the top of the 5th inning, May 17 @ Arkansas, 7-6 L (10)
MOST ERRORS, TEAM.....	5.....	June 16 vs. Arkansas, 18-3 L
MOST ERRORS, PLAYER.....	2 (2x).....	Last: June 16 vs. Arkansas, 18-3 L
SMALLEST CROWD, HOME.....	1,950.....	April 17 vs. Wichita, 5-1 L
LARGEST CROWD, HOME.....	5,857.....	April 30 vs. Amarillo, 7-5 L
LARGEST CROWD, ROAD.....	7,977, ONEOK Field (Tulsa).....	June 10 @ Tulsa, 13-4 W
WARMEST FIRST PITCH.....	98°.....	May 28 @ Midland, 9-7 W (10)
COLDEST FIRST PITCH.....	42°.....	April 8 @ Springfield, 11-8 W

OFFENSIVE HIGHS

MOST RUNS SCORED, GAME.....	20.....	June 28 @ Amarillo, 20-6 W
MOST RUNS SCORED, INNING.....	8 (3x).....	Last: 9th Inning, June 28 @ Amarillo, 20-6 W
MOST CONSECUTIVE INNINGS SCORED.....	7 (2x) *	Last: 1st through 7th Innings, May 25 @ Midland, 11-3 W
FEWEST HITS, GAME.....	2 (2x).....	Last: April 21 @ Frisco, 12-2 L
MOST HITS, GAME.....	17 (4x).....	June 28 @ Amarillo, 20-6 W
MOST DOUBLES, GAME.....	7.....	June 28 @ Amarillo, 20-6 W
MOST TRIPLES, GAME.....	1 (10x).....	Last: May 28 @ Midland, 9-7 W (10)
MOST HOME RUNS, GAME.....	5.....	June 28 @ Amarillo, 20-6 W
MOST EXTRA-BASE HITS, GAME.....	12 *	7 Doubles + 5 Home Runs, June 28 @ Amarillo, 20-6 W
MOST RBI, GAME.....	20 ^	June 28 @ Amarillo, 20-6 W
MOST RUNNERS LOB, GAME.....	12 (2x).....	Last: May 27 @ Midland, 14-6 W
MOST TOTAL BASES, GAME.....	39.....	June 28 @ Amarillo, 20-6 W
MOST WALKS, GAME.....	9 (6x).....	Last: June 28 @ Amarillo, 20-6 W
MOST STRIKEOUTS, GAME.....	17.....	June 7 @ Tulsa, 5-2 L
FEWEST STRIKEOUTS, GAME.....	3 (2x).....	Last: June 23 vs. Springfield, 11-2 L
MOST STOLEN BASES, GAME.....	5 (3x).....	Last: June 10 @ Tulsa, 13-4 W
MOST HIT BY PITCHES.....	4.....	June 19 vs. Arkansas, 4-0 W

INDIVIDUAL OFFENSIVE HIGHS

MOST RUNS, GAME.....	4 (2x) ^	Last: John Rave, June 28 @ Amarillo, 20-6 W
MOST HITS, GAME.....	4, Maikel Garcia.....	May 1 vs. Amarillo, 9-5 W
MOST DOUBLES, GAME.....	3, Nick Loftin ^	May 4 @ Springfield, 13-3 W
MOST TRIPLES, GAME.....	1 (10x).....	Last: Seuly Matias, May 28 @ Midland, 9-7 W (10)
MOST HOME RUNS, GAME.....	2 (2x).....	Last: Seuly Matias, June 28 @ Amarillo, 20-6 W
MOST RBI, GAME.....	6, Seuly Matias.....	June 28 @ Amarillo, 20-6 W
MOST WALKS, GAME.....	3 (7x).....	Last: Michael Massey, June 10 @ Tulsa, 13-4 W
MOST STRIKEOUTS, GAME.....	4 (3x).....	Last: Michael Massey, June 7 @ Tulsa, 5-2 L
MOST STOLEN BASES, GAME.....	2 (11x).....	Last: Maikel Garcia, June 22 vs. Springfield, 9-6 L
MOST HIT BY PITCHES, GAME.....	3, Tyler Croypley ^	June 19 vs. Arkansas, 4-0 W

PITCHING HIGHS

MOST RUNS ALLOWED, GAME.....	18.....	June 16 vs. Arkansas, 18-3 L
MOST RUNS ALLOWED, INNING.....	7 (3x).....	Last: 3rd Inning, June 16 vs. Arkansas, 18-3 L
FEWEST HITS ALLOWED, GAME.....	2.....	June 2 vs. Corpus Christi, 8-2 W
MOST HITS ALLOWED, GAME.....	17.....	June 25 vs. Springfield, 13-10 L
FEWEST STRIKEOUTS, GAME.....	0 ^	April 10 @ Springfield, 10-5 L
MOST STRIKEOUTS, GAME.....	18.....	June 4 vs. Corpus Christi, 6-5 W (10)
FEWEST WALKS ALLOWED, GAME.....	0 (2x).....	Last: June 11 @ Tulsa, 9-4 L
MOST WALKS ALLOWED, GAME.....	16 *	June 5 vs. Corpus Christi, 17-4 L
MOST HOME RUNS ALLOWED, GAME.....	5.....	June 17 vs. Arkansas, 13-2 L

INDIVIDUAL PITCHING HIGHS

MOST RUNS ALLOWED, GAME.....	8 (2x).....	Last: Alec Marsh, June 11 @ Tulsa, 9-4 L
MOST EARNED RUNS ALLOWED, GAME.....	8 (2x).....	Last: Alec Marsh, June 11 @ Tulsa, 9-4 L
FEWEST HITS ALLOWED, GAME (STARTER).....	0, Anthony Veneziano (0.2 IP).....	April 9 @ Springfield, 14-11 W
MOST HITS ALLOWED, GAME.....	10 (2x).....	Last: Ángel Zerpa, June 24 vs. Springfield, 7-1 L
MOST HOME RUNS ALLOWED, GAME.....	3 (3x).....	Last: Alec Marsh, June 17 vs. Arkansas, 13-2 L
MOST STRIKEOUTS.....	10 (4x).....	Last: Ángel Zerpa, June 4 vs. Corpus Christi, 6-5 W (10)
MOST CONSECUTIVE STRIKEOUTS.....	8, Alec Marsh (2nd to 4th Innings) *	May 19 @ Arkansas, 5-0 L
MOST WALKS ALLOWED, GAME.....	6, Marcelo Martinez.....	May 10 vs. Wichita, 7-4 W
MOST INNINGS PITCHED, STARTER.....	7.0 (3x).....	Last: Anthony Veneziano, Game 2 - June 9 @ Tulsa, 3-0 W (7)
MOST PITCHES THROWN, STARTER.....	100, Drew Parrish.....	May 20 @ Arkansas, 2-1 L
MOST INNINGS PITCHED, RELIEVER.....	4.2, Anthony Veneziano.....	May 14 vs. Wichita, 7-6 L
MOST PITCHES THROWN, RELIEVER.....	74, Dante Biasi.....	May 21 @ Arkansas, W, 11-4 (8)

^ Indicates All-Time Naturals Record Tied

* Indicates All-Time Naturals Record Set



LF

Tucker Bradley, 40 (19-21)
John Rave, 18 (9-9)
Ryan Grotjohn, 4 (1-3)
Nate Eaton, 3 (2-1)
Nick Loftin, 2 (2-0)
Tyler Gentry, 2 (0-2)

CF

Nick Loftin, 41 (18-23)
John Rave, 24 (12-12)
Parker Bates, 2 (1-1)
Ryan Grotjohn, 1 (1-0)
Tucker Bradley, 1 (0-1)

RF

Seuly Matias, 40 (19-21)
John Rave, 9 (2-7)
Nate Eaton, 7 (3-4)
Tyler Gentry, 6 (2-4)
Tucker Bradley, 4 (3-1)
Ryan Grotjohn, 2 (2-0)
Parker Bates, 1 (0-1)

SS

Maikel Garcia, 64 (29-35)
Jake Means, 2 (2-0)
Ryan Grotjohn, 2 (0-2)
Nate Eaton, 1 (1-0)

2B

Michael Massey, 46 (25-21)
Brhet Bewley, 10 (4-6)
Nick Loftin, 8 (3-5)
Ryan Grotjohn, 5 (0-5)

3B

Jake Means, 32 (13-19)
Nate Eaton, 23 (10-13)
Robbie Glendinning, 6 (3-3)
Brhet Bewley, 4 (4-0)
Logan Porter, 3 (1-2)
Ryan Grotjohn, 1 (1-0)

SP

Anthony Veneziano, 13 (7-6)
Alec Marsh, 13 (3-10)
Ángel Zerpa, 11 (4-7)
Drew Parrish, 10 (5-5)
Dante Biasi, 8 (6-2)
Will Klein, 3 (2-1)
Marcelo Martinez, 3 (2-1)
Noah Murdock, 3 (1-2)
Asa Lacy, 2 (1-1)
Zack Phillips, 2 (1-1)
Walter Pennington, 1 (0-1)

1B

Robbie Glendinning, 43 (20-23)
Jake Means, 17 (9-8)
Logan Porter, 9 (3-6)

DH

Seuly Matias, 12 (5-7)
Logan Porter, 10 (4-6)
Robbie Glendinning, 9 (3-6)
Michael Massey, 8 (2-6)
Tucker Bradley, 7 (4-3)
Nick Loftin, 6 (5-1)
John Rave, 4 (3-1)
Brhet Bewley, 4 (0-4)
Nate Eaton, 2 (2-0)
Jake Means, 2 (2-0)
Tyler Gentry, 2 (1-1)
Ryan Grotjohn, 2 (1-1)
Sebastian Rivero, 1 (0-1)

C

Logan Porter, 27 (15-12)
Sebastian Rivero, 25 (10-15)
Gavin Stupiensi, 9 (5-4)
Tyler Cropley, 8 (2-6)

1	2	3	4	5	6	7	8	9
Maikel Garcia, 62 (28-34) Nick Loftin, 4 (2-2) Tucker Bradley, 2 (2-0)	Nick Loftin, 52 (26-26) Tucker Bradley, 5 (2-3) John Rave, 5 (1-4) Brhet Bewley, 3 (1-2) Nate Eaton, 2 (1-1) Maikel Garcia, 1 (1-0)	Michael Massey, 54 (27-27) Tyler Gentry, 5 (2-3) Logan Porter, 4 (1-3) John Rave, 4 (1-3) Robbie Glendinning, 1 (1-0)	Seuly Matias, 32 (14-18) Robbie Glendinning, 18 (11-7) Logan Porter, 13 (6-7) John Rave, 2 (1-1) Tyler Gentry, 2 (0-2) Nate Eaton, 1 (0-1) Jake Means, 1 (0-1)	John Rave, 20 (13-7) Nate Eaton, 18 (6-12) Sebastian Rivero, 10 (5-5) Robbie Glendinning, 7 (3-4) Logan Porter, 5 (2-3) Tyler Gentry, 3 (1-2) Brhet Bewley, 2 (0-2) Tucker Bradley, 1 (1-0) Seuly Matias, 1 (1-0) Nick Loftin, 1 (0-1)	Seuly Matias, 18 (9-9) Robbie Glendinning, 12 (4-8) Sebastian Rivero, 11 (5-6) Nate Eaton, 9 (6-3) John Rave, 9 (4-5) Jake Means, 3 (2-1) Logan Porter, 2 (2-0) Brhet Bewley, 1 (1-0) Tucker Bradley, 1 (0-1) Ryan Grotjohn, 1 (0-1) Gavin Stupiensi, 1 (0-1)	Robbie Glendinning, 16 (6-10) Logan Porter, 14 (6-8) Ryan Grotjohn, 7 (1-6) Gavin Stupiensi, 6 (4-2) Nate Eaton, 5 (4-1) Jake Means, 5 (2-3) Sebastian Rivero, 5 (2-3) Brhet Bewley, 3 (2-1) John Rave, 3 (2-1) Tyler Cropley, 2 (2-0) Tucker Bradley, 1 (1-0) Seuly Matias, 1 (0-1)	Jake Means, 39 (20-19) Logan Porter, 10 (6-4) Brhet Bewley, 6 (3-3) Tyler Cropley, 5 (0-5) Robbie Glendinning, 3 (1-2) Ryan Grotjohn, 3 (1-2) Gavin Stupiensi, 2 (1-1)	Tucker Bradley, 41 (20-21) John Rave, 10 (4-6) Ryan Grotjohn, 5 (3-2) Brhet Bewley, 4 (1-3) Parker Bates, 3 (2-1) Jake Means, 3 (2-1) Tyler Cropley, 1 (0-1) Nate Eaton, 1 (0-1)



PLAYER	GS	POSITION										BATTING ORDER								
		C	1B	2B	3B	SS	LF	CF	RF	OF	DH	1ST	2ND	3RD	4TH	5TH	6TH	7TH	8TH	9TH
Maikel Garcia	64				64							63	1							
Robbie Glendinning	58		43		6									1	18	8	12	16	3	
Nick Loftin	57			8			2	41		43	6	4	52			1				
Michael Massey	54			46							8			54						
John Rave	54						18	24	8	50	4		5	4	2	20	10	3		10
Tucker Bradley	53						40	1	5	46	7	2	6			1	1	2		41
Jake Means	53		17		32	2					2				2		3	5	40	3
Seuly Matias	52									40	40	12			32	1	18	1		
Logan Porter	49	27	9		3						10			5	13	5	2	14	10	
Nate Eaton	36				23	1	3		7	10	2		2			19	9	5		1
Sebastian Rivero	26	25									1				9	11	6			
Brhet Bewley	18			10	4						4		3		2	1	2	6	4	
Ryan Grotjohn	17			5	1	2	4	1	2	7	2						1	7	3	6
Tyler Gentry	10					2			6	8	2			5	2	3				
Gavin Stupienski	9	9														1	6	2		
Tyler Cropley	8	8															2	5	1	
Parker Bates	3							2	1	3										3

OUTFIELD ASSISTS (17)

TUCKER BRADLEY	LF	2
	RF	1
NATE EATON	LF	1
	RF	3
TYLER GENTRY	RF	2
NICK LOFTIN	CF	3
SEULY MATIAS	RF	3
JOHN RAVE	CF	2

OF LINEUP COMBOS

69 games, 69 unique lineup combinations used

MOST USED LINEUP (TBD)

PLAYER	Pos.
1	
2	
3	
4	
5	
6	
7	
8	
9	

NATURALS POSITION PRODUCTION

	AVG	AB	H	TB	2B	3B	HR	RBI	BB	SO	OBP	SLG	OPS	SAC	SF	HBP	GIDP
C	.271	247	67	114	17	0	10	40	31	62	.375	.462	.837	0	2	11	4
1B	.262	248	65	101	18	0	6	42	37	86	.362	.407	.769	0	4	4	5
2B	.282	273	77	130	20	0	11	56	30	71	.348	.476	.824	2	6	1	3
3B	.216	255	55	89	18	2	4	35	33	78	.313	.349	.662	1	2	4	9
SS	.306	288	88	122	23	1	3	31	39	58	.386	.424	.810	2	2	0	6
LF	.272	250	68	102	9	2	7	37	32	55	.354	.408	.762	3	4	2	4
CF	.250	276	69	105	11	2	7	41	30	56	.330	.380	.710	5	4	5	9
RF	.258	260	67	140	9	2	20	58	27	81	.340	.538	.878	2	5	8	4
DH	.245	257	63	109	8	1	12	43	34	74	.342	.424	.766	1	2	5	1

NATURALS LINEUP PRODUCTION

	AVG	AB	H	TB	2B	3B	HR	RBI	BB	SO	OBP	SLG	OPS	SAC	SF	HBP	GIDP
1st	.283	293	83	115	21	1	3	29	39	56	.365	.392	.757	2	2	0	6
2nd	.270	282	76	115	13	1	8	43	30	50	.343	.408	.751	6	5	4	7
3rd	.271	284	77	130	17	0	12	57	28	70	.334	.458	.792	0	6	2	4
4th	.250	260	65	108	14	1	9	48	35	94	.350	.415	.765	0	6	8	5
5th	.228	267	61	109	16	1	10	43	28	59	.313	.408	.721	0	3	6	3
6th	.256	250	64	119	12	2	13	41	38	85	.361	.476	.837	2	3	5	5
7th	.283	251	71	118	12	1	11	47	30	77	.372	.470	.842	1	4	8	2
8th	.240	242	58	93	17	0	6	35	36	76	.349	.384	.733	1	1	5	8
9th	.271	240	65	106	11	3	8	41	29	62	.353	.442	.795	4	1	2	5



Table with columns: GM #, APRIL, OPPONENT, SCORE, RECORD, Pos./G+/-, WIN, LOSS, SAVE, TEMP., 1ST PITCH, TIME, ATT., HOME ATT., NATURALS (R, H, E, LO), OPPONENT (R, H, E, LO). Rows 1-20.

APRIL Hitting Results: .261/.357/.422 (180-for-690), 37 2B, 22 HR, 126 R, 97 BB, 32 SB // APRIL Pitching Results: 9-11, 5.98 ERA (119 ER in 179.0 IP), 3/5 SV, 194 H, 25 HR, 87 BB, 158 K, .276 AVG

Table with columns: GM #, MAY, OPPONENT, SCORE, RECORD, Pos./G+/-, WIN, LOSS, SAVE, TEMP., 1ST PITCH, TIME, ATT., HOME ATT., NATURALS (R, H, E, LO), OPPONENT (R, H, E, LO). Rows 21-45.

MAY Hitting Results: .285/.353/.455 (254-for-892), 53 2B, 29 HR, 160 R, 94 BB, 31 SB // MAY Pitching Results: 13-12, 4.43 ERA (108 ER in 219.1 IP), 3/6 SV, 197 H, 25 HR, 123 BB, 249 K, .239 AVG

Table with columns: GM #, JUNE, OPPONENT, SCORE, RECORD, Pos./G+/-, WIN, LOSS, SAVE, TEMP., 1ST PITCH, TIME, ATT., HOME ATT., NATURALS (R, H, E, LO), OPPONENT (R, H, E, LO). Rows 46-68.

1ST HALF Hitting Results: .259/.346/.765 (603-for-2,426), 126 2B, 75 HR, 397 R, 284 BB, 92 SB // 1ST HALF Pitching Results: 31-37, 5.50 ERA (367 ER in 600.1 IP), 8/15 SV, 604 H, 81 HR, 333 BB, 621 K, .261 AVG



GM #	JUNE	OPPONENT	SCORE	RECORD	Pos./G+/-	WIN	LOSS	SAVE	TEMP.	1ST PITCH	TIME	ATT.	HOME ATT.	NATURALS				OPPONENT				
														R	H	E	LO	R	H	E	LO	
69	6/28	@ Amarillo	W, 20-6	1-0, 32-37	T-1st/+1.0	Z. Phillips (2-2)	D. Olivero (0-6)	-	87°	7:07 PM	3:03	5,222			20	17	1	5	6	10	1	11
70	6/29	@ Amarillo																				
71	6/30	@ Amarillo																				

JUNE Hitting Results: TBD // JUNE Pitching Results: TBD

GM #	JULY	OPPONENT	SCORE	RECORD	Pos./G+/-	WIN	LOSS	SAVE	TEMP.	1ST PITCH	TIME	ATT.	HOME ATT.	NATURALS				OPPONENT				
														R	H	E	LO	R	H	E	LO	
72	7/1	@ Amarillo																				
73	7/2	@ Amarillo																				
74	7/3	@ Amarillo																				
75	7/4	TULSA																				
76	7/6	TULSA																				
77	7/7	TULSA																				
78	7/8	TULSA																				
79	7/9	TULSA																				
80	7/10	TULSA																				
81	7/12	@ Corpus Christi																				
82	7/13	@ Corpus Christi																				
83	7/14	@ Corpus Christi																				
84	7/15	@ Corpus Christi																				
85	7/16	@ Corpus Christi																				
86	7/17	@ Corpus Christi																				
87	7/22	SPRINGFIELD																				
88	7/23	SPRINGFIELD																				
89	7/24	SPRINGFIELD																				
90	7/26	@ Wichita																				
91	7/27	@ Wichita																				
92	7/28	@ Wichita																				
93	7/29	@ Wichita																				
94	7/30	@ Wichita																				
95	7/31	@ Wichita																				

JULY Hitting Results: TBD // JULY Pitching Results: TBD

GM #	AUGUST	OPPONENT	SCORE	RECORD	Pos./G+/-	WIN	LOSS	SAVE	TEMP.	1ST PITCH	TIME	ATT.	HOME ATT.	NATURALS				OPPONENT				
														R	H	E	LO	R	H	E	LO	
96	8/2	TULSA																				
97	8/3	TULSA																				
98	8/4	TULSA																				
99	8/5	TULSA																				
100	8/6	TULSA																				
101	8/7	TULSA																				
102	8/9	@ Arkansas																				
103	8/10	@ Arkansas																				
104	8/11	@ Arkansas																				
105	8/12	@ Arkansas																				
106	8/13	@ Arkansas																				
107	8/14	@ Arkansas																				
108	8/16	SAN ANTONIO																				
109	8/17	SAN ANTONIO																				
110	8/18	SAN ANTONIO																				
111	8/19	SAN ANTONIO																				
112	8/20	SAN ANTONIO																				
113	8/21	SAN ANTONIO																				
114	8/23	SPRINGFIELD																				
115	8/24	SPRINGFIELD																				
116	8/25	SPRINGFIELD																				
117	8/26	SPRINGFIELD																				
118	8/27	SPRINGFIELD																				
119	8/28	SPRINGFIELD																				
120	8/30	@ Tulsa																				
121	8/31	@ Tulsa																				

AUGUST Hitting Results: TBD // AUGUST Pitching Results: TBD

GM #	SEPTEMBER	OPPONENT	SCORE	RECORD	Pos./G+/-	WIN	LOSS	SAVE	TEMP.	1ST PITCH	TIME	ATT.	HOME ATT.	NATURALS				OPPONENT				
														R	H	E	LO	R	H	E	LO	
122	9/1	@ Tulsa																				
123	9/2	@ Tulsa																				
124	9/3	@ Tulsa																				
125	9/4	@ Tulsa																				
126	9/6	@ Wichita																				
127	9/7	@ Wichita																				
128	9/8	@ Wichita																				
129	9/9	@ Wichita																				
130	9/10	@ Wichita																				
131	9/11	@ Wichita																				
132	9/13	FRISCO																				
133	9/14	FRISCO																				
134	9/15	FRISCO																				
135	9/16	FRISCO																				
136	9/17	FRISCO																				
137	9/18	FRISCO																				

SEPTEMBER Hitting Results: TBD // SEPTEMBER Pitching Results: TBD
2ND HALF Hitting Results: TBD // 2ND HALF Pitching Results: TBD



THE LAST TIME THE NATURALS...

Table listing various baseball statistics such as 'THREW A PERFECT GAME', 'HIT 3 HOME RUNS IN ONE GAME', 'HAD 2+ HITS IN 8 STRAIGHT GAMES', etc., with corresponding dates and opponents.

THE LAST TIME A NATURALS HITTER...

Table listing various baseball statistics such as 'HAD 6 HITS IN ONE GAME', 'HIT 3 HOME RUNS IN ONE GAME', 'HAD 2+ HITS IN 8 STRAIGHT GAMES', etc., with corresponding dates and opponents.

THE LAST TIME A NATURALS PITCHER...

Table listing various baseball statistics such as 'THREW A 1-HITTER (9 INNINGS)', 'THREW A 9-INNING COMPLETE GAME SHUTOUT', 'STRUCK OUT 13 IN A GAME', etc., with corresponding dates and opponents.